



**ULM FOOTBALL**

**2025**  
**MEDIA GUIDE**



MEDIA INFORMATION

Media Information .....2

2025 Quick Facts .....3

2025 Schedule.....4

Malone Stadium.....5

Numerical / Alphabetical Rosters.....6-9

Coaching Staff

Head Coach Bryant Vincent .....10-11

Assistant Coaches.....12-23

Support Staff.....24

2025 Warhawks

All Players .....25-45

2024 Season in Review

2024 Results / Team Stats .....46

Individual Statistics.....47-48

Game-By-Game Individual Statistics .....49

Game-By-Game Team Statistics .....50

Specialty Stats / Superlatives .....51

Sun Belt Standings / Statistics.....52-54

Sun Belt Tournament / All-Sun Belt Teams .....55

Game-by-Game Recaps.....56-61

Records

Team Records .....62-63

Individual Records.....64-76

Year-by-Year Leaders .....77-82

Warhawk History

Year-by-Year Record.....83-87

All-Time Results .....88-94

Series Records .....95

Series Scores .....96-99

All-Time Roster .....100-110

Miscellaneous Streaks.....111

Honors & Awards

Warhawks in the NFL.....112

All-Americans.....113

All-Louisiana .....114-115

All-Star Game Selections.....115

All-Conference .....116-118

Credits

The 2025 ULM Football Media Guide is a publication of the ULM Athletic Communications department. It was edited and updated by Associate Director of Athletic Communications Emma Grace ReVile, with special design assistance from Avery Borrell Harp. Special thanks to previous and current athletic communications staffs.

## Press Box

The Malone Stadium press box features seating for working media, radio broadcast space and a television broadcast space. Admission to the press box is in the lobby of Malone Stadium, taking the elevator to the press box level.

## Working Credentials

All requests for working press, photo and broadcast credentials for ULM's 2025 football games should be submitted to Emma Grace ReVille.

Priority for the issuance of credentials will be given to daily newspapers and television stations which cover ULM football on a regular basis. All other credentials for print media are issued on a basis of circulation. When appropriate, credentials for visiting media will be sent to the visiting sports information director. Other credentials will be held for pickup in the ticket office prior to gameday and in the box office at Malone Stadium on gameday.

## Road Game Credentials

Media covering the Warhawks may request media credentials for road games through the host team.

## Internet Access

Wireless internet is available for the working media in the press box. A limited number of Ethernet connections are available but are reserved for stat crews, live broadcasts and media members uploading photos and videos on deadline. If you need access to an Ethernet connection, please contact Emma Grace ReVille.

## Photographers

Field passes are issued on the basis of circulation with priority granted to media agencies covering the participating schools on a regular basis. Photographers may work from either sideline (except in the team area) and behind each end line.

## Statistical Services

Live stats for the 2025 season will be available at ULMWarhawks.com. The stat page will remain active following the conclusion of the game. Media members are to use this as their reference point for statistics.

By game day, all media members will be able to find ULM game notes on the football schedule page at ULMWarhawks.com.

## Post-game Media Availability

Post-game media availability with Head Coach Bryant Vincent and student-athletes will be after a 10-minute cooling off period in a post-game press conference in the team meeting room in Malone Stadium. Please request student-athlete interviews through the ULM Athletic Communications Department.

## Weekly Press Conference

Interviews during the week with Head Coach Bryant Vincent or any Warhawk players must be arranged through the ULM Athletic Communications Department. The ULM Athletic Communications Department requests that all player interviews be arranged through this office and that all media members are prohibited from contacting players in their apartments or dormitory rooms. Please contact the ULM Athletic Communications Department for all player interview requests at least 24 hours in advance.

ULM Athletic Communications will hold a weekly press conference with Coach Vincent every Monday at 11 a.m. in the team meeting room in Malone Stadium.

## Practice Schedule

All practices are closed to the working media for the 2025 season.

## JUST ULM, PLEASE

Though the ULM Department of Athletics is a proud and integral part of the University of Louisiana Monroe, it desires to be recognized simply as **ULM** (acronym only) Athletics. Therefore, we respectfully urge that the university's teams be identified with an appropriate appellation - ULM. In subsequent references of the same presentation, the team may be referred to by nickname - Warhawks.

## MEDIA RELATIONS CONTACT

**Emma Grace ReVille**

**Associate Director of  
Athletic Communications**

**Phone:** 318-342-5378

**Email:** reville@ulm.edu

## FOOTBALL QUICK FACTS

Head Coach .....	Bryant Vincent
Alma Mater .....	West Alabama '98
Record at ULM .....	5-7 (Second season)
Overall Record .....	12-13 (Third season)
Defensive Coordinator/Cornerbacks .....	Earnest Hill
Offensive Line .....	Cameron Blankenship
Running Backs/Run Game Coordinator .....	Hindley Brigham
Quarterbacks .....	Taylor Dupuis
Nickels .....	Sammy Joseph
Wide Receivers .....	Kishawn McClain
Inside Linebackers .....	Troy Reffett
Tight Ends .....	Brady Vincent
Defensive Line .....	Davern Williams
Defensive Ends .....	Jontavius Morris
Chief of Staff/Special Teams Coordinator .....	Mark Modleski
Offensive Assistant Coach .....	Cody Wells
Safeties .....	Tanner Luker
Asst. Offensive Line Coach .....	Reed Davis
Assistant Running Backs Coach .....	Jermaine Brown
Defensive Graduate Assistant .....	Matthew Wisher
Director of Operations .....	Derek Cronenwett
Director of Strength & Conditioning .....	Bryant Novick
Asst. Director of Strength & Conditioning .....	Isaac Lopez
Defensive Assistant Coach .....	Bryan Hill
Director of Football Video Operations .....	Micheal Atiyeh
Director of Recruiting/Player Personnel .....	Aaron Gregory
Asst. Director of Operations .....	Brayden Burkhardt
Head Athletic Trainer .....	Shana Sunseri

## FOOTBALL INFORMATION

All-Time Record .....	332-471-8
All-Time Sun Belt Record .....	73-109
2024 Record .....	5-7
Sun Belt Record/Finish .....	3-5 / 5th West
Sun Belt Conference Championships .....	1
Bowl Appearances .....	1
Bowl Record .....	0-1

## STARTERS RETURNING/LOST

Total Starters Returning/Lost .....	14/12
Offensive Starters Returning/Lost .....	5/6
Defensive Starters .....	5/6
Specialist Starters .....	4/0

**Offensive Starters Returning (5):** QB Aidan Armenta, OL Elijah Fisher, TE Rylan Green, OG Jay Mickle, TE Nate Sullivan Jr.

**Offensive Starters Lost (6):** OT Sam Carson, WR Artis Cole, RB Ahmad Hardy, C Carter Miller, OL Devon Smith, WR Davon Wells.

**Defensive Starters Returning (5):** DB Carl Fauntroy, CB David Godsey Jr., LB Tyrese Hopkins, EDGE Billy Pullen, DL Kevontay Wells.

**Defensive Starters Lost (6):** DL Earl Barquet Jr., LB Carl Glass Jr., OLB Travor Randle, CB Car'lin Vigers, DL Jaylan Ware, DB Wydett Williams Jr.

**Specialist Starters Returning (4):** PK Max Larson, P McKenzie Ryan, SN Nolan Wilson, HLD Andrew Wells.

## UNIVERSITY QUICK FACTS

Location .....	Monroe, La.
Founded .....	1931
Enrollment .....	8,277
Nickname .....	Warhawks
Colors .....	Maroon & Gold
Conference .....	Sun Belt
Stadium .....	Malone Stadium (30,427)
Surface .....	Field Turf
President .....	Dr. Carrie Castille
Athletics Director .....	John Hartwell
X .....	@ULM_FB
Website .....	ULMWarhawks.com



## 2025 SCHEDULE

DATE	OPPONENT	LOCATION
<b>Aug. 28</b>	<b>Saint Francis</b>	<b>Malone Stadium</b>
Sept. 6	at Alabama	Tuscaloosa, Ala.
Sept. 20	at UTEP	El Paso, Texas
<b>Sept. 27</b>	<b>Arkansas State*</b>	<b>Malone Stadium</b>
Oct. 4	at Northwestern	Evanston, Ill.
Oct. 11	at Coastal Carolina*	Conway, S.C.
<b>Oct. 18</b>	<b>Troy*</b>	<b>Malone Stadium</b>
Oct. 25	at Southern Miss*	Hattiesburg, Miss.
<b>Nov. 1</b>	<b>Old Dominion*</b>	<b>Malone Stadium</b>
<b>Nov. 15</b>	<b>South Alabama*</b>	<b>Malone Stadium</b>
Nov. 22	at Texas State*	San Marcos, Texas
Nov. 29	at Ragin' Cajuns*	Lafayette, La.

**Home games in bold**

\*Sun Belt Conference games

All times Central and subject to change

## 2024 RESULTS (5-7, 3-5 SUN BELT)

DATE	OPPONENT	LOCATION	RESULT
<b>Aug. 29</b>	<b>Jackson State</b>	<b>Malone Stadium</b>	<b>W, 30-14</b>
<b>Sept. 7</b>	<b>UAB</b>	<b>Malone Stadium</b>	<b>W, 32-6</b>
Sept. 21	at No. 1 Texas	Austin, Texas	L, 3-51
Sept. 28	at Troy*	Troy, Ala.	W, 13-9
<b>Oct. 5</b>	<b>James Madison*</b>	<b>Malone Stadium</b>	<b>W, 21-19</b>
<b>Oct. 12</b>	<b>Southern Miss*</b>	<b>Malone Stadium</b>	<b>W, 38-21</b>
Oct. 26	at South Alabama*	Mobile, Ala.	L, 17-46
Nov. 2	at Marshall*	Huntington, W.Va.	L, 23-28
<b>Nov. 9</b>	<b>Texas State*</b>	<b>Malone Stadium</b>	<b>L, 17-38</b>
Nov. 16	at Auburn	Auburn, Ala.	L, 14-48
Nov. 23	at Arkansas State*	Jonesboro, Ark.	L, 21-28
<b>Nov. 30</b>	<b>Ragin' Cajuns*</b>	<b>Malone Stadium</b>	<b>L, 23-37</b>

**Home games in bold**

\*Sun Belt Conference games

All times Central and subject to change

## MALONE STADIUM



**Capacity: 30,427**

**Year Opened: 1978**

**All-Time Record: 145-93-1 (.607)**

Malone Stadium stands as a proud symbol of Warhawk tradition and community pride. Malone Stadium has served as the home of ULM football since its opening on September 16, 1978.

The stadium is named in honor of legendary head coach James L. Malone, who led the program for 20 seasons to early successes. Before Malone Stadium was built, the football team played at Brown Stadium, which seated just over 8,000. It was through the vision of local leaders, including former Monroe mayor Jack Howard, that a new facility was made possible.

Malone Stadium originally held 20,000 fans and debuted with a then-Northeast Louisiana 21-13 victory over Arkansas State. In 1983, seating was expanded into both end zones. The west grandstand features the press box, sky box and ULM's athletic department offices. The east side of the stadium offers additional seating with double-deck bleachers that nearly stretch the full length of the field.

In 2007, the natural grass surface was replaced with a ProPlay synthetic surface, followed by a new FieldTurf installation in 2014. In 2011, ULM introduced a massive HD video scoreboard that measures 23 feet tall by 48 feet wide as well as a sound system.

In 2016, ULM opened a state-of-the-art fieldhouse located in the northwest corner of the stadium. The 11,750-square-foot facility includes a ULM football history display, locker rooms, coaches' offices and a patio with a view of the playing field. A players' lounge that features a full-sized kitchen, gaming tables and couches was introduced in the spring of 2022. New field turf was installed before the 2023 season. The facility was further upgraded in 2024 with enhancements to the team room, locker room and athletic department lobby.

Malone Stadium has been the center stage for some of the most memorable moments in ULM football history, including a record-setting crowd of 31,175 set on September 21, 2012, versus Baylor. Regional rivalries between Louisiana Tech and Grambling State have drawn some of the largest crowds in ULM history.



### MALONE STADIUM ATTENDANCE RECORDS

1.	31,175	Baylor	Sept. 21, 2012
2.	30,101	Grambling State	Nov. 10, 2007
3.	28,725	Louisiana Tech	Oct. 10, 1998
4.	28,327	Grambling State	Aug. 31, 2019
5.	26,532	Grambling State	Sept. 10, 2011
6.	24,842	Minnesota	Sept. 7, 1996
7.	24,718	Southern	Sept. 3, 2016
8.	23,900	Louisiana Tech	Oct. 9, 1982
9.	23,600	Grambling State	Sept. 7, 2013
10.	23,452	Louisiana Tech	Nov. 3, 1984

### RECORDS (AVG. ATTENDANCE)

1978: 5-1 (11,791)	1999: 3-1 (13,551)	2020: 0-5 (5,254)
1979: 2-2 (12,020)	2000: 1-4 (9,826)	2021: 4-2 (13,280)
1980: 4-2 (15,583)	2001: 1-4 (7,781)	2022: 3-2 (13,380)
1981: 3-3 (15,623)	2002: 3-3 (8,470)	2023: 2-4 (14,296)
1982: 4-1 (18,712)	2003: 0-5 (11,298)	2024: 4-2 (15,803)
1983: 4-1 (18,873)	2004: 3-1 (14,717)	
1984: 4-2 (16,686)	2005: 2-3 (14,617)	
1985: 3-2 (14,131)	2006: 2-2 (14,036)	
1986: 4-1 (14,003)	2007: 3-2 (16,651)	
1987: 8-1 (15,040)	2008: 3-2 (12,414)	
1988: 3-2 (14,218)	2009: 4-1 (13,889)	
1989: 3-2 (15,785)	2010: 4-1 (13,980)	
1990: 5-1 (16,079)	2011: 2-3 (15,512)	
1991: 3-1-1 (15,569)	2012: 3-2 (19,359)	
1992: 6-1 (16,003)	2013: 2-3 (17,035)	
1993: 4-2 (17,795)	2014: 3-2 (18,108)	
1994: 2-2 (14,952)	2015: 2-3 (11,732)	
1995: 1-3 (18,057)	2016: 3-2 (13,411)	
1996: 4-1 (15,343)	2017: 2-3 (7,716)	
1997: 3-1 (13,100)	2018: 3-2 (14,210)	
1998: 5-1 (15,239)	2019: 4-2 (16,728)	

## NUMERICAL ROSTER

No.	Name	Pos.	Ht.	Wt.	Year	Exp.	Hometown (Previous School)
0	Tyler Griffin	WR	6-4	210	R-Jr.	1L	Statesboro, Ga. (UCF)
0	Tristan Shorter	LB	6-0	225	Sr.	1L	Oxford, Miss. (Northwest CC)
1	Julian Nixon	TE	6-4	245	R-Sr.	1L	Atlanta, Ga. (Butler CC)
1	Kevontay Wells	DL	6-3	265	Sr.	1L	Jackson, Miss. (Copiah-Lincoln CC)
2	Jake Godfrey	WR	5-8	175	R-So.	1L	Spanish Fort, Ala. (New Mexico)
2	Korian Wilson	DB	5-10	190	Jr.	1L	Mobile, Ala. (East Central CC)
3	Noah Flemmings	LB	6-4	250	Jr.	JC	Austin, Texas (Trinity Valley CC)
3	Braylon McReynolds	RB	5-7	190	R-Jr.	TR	Mobile, Ala. (South Alabama)
4	JP Coulter	WR	5-11	185	Jr.	JC	Ocean Springs, Miss. (Mississippi Gulf Coast CC)
4	D'Arco Perkins-McAllister	DB	6-1	195	R-Sr.	TR	Nashville, Tenn. (Chattanooga)
5	Brandon Buckhaulte	WR	6-1	205	R-Jr.	TR	Jackson, Miss. (UAB)
5	Billy Pullen	EDGE	6-3	245	Sr.	1L	Kaufman, Texas (Copiah-Lincoln CC)
6	Tyrese Hopkins	LB	6-3	245	R-Sr.	1L	Macon, Miss. (East Mississippi CC)
6	Zach Palmer-Smith	RB	6-0	210	Sr.	TR	Delran, N.J. (Richmond)
7	Daniel Knudsen	LB	6-3	235	R-Sr.	1L	Eden Prairie, Minn. (Iowa Central CC)
7	Nic Trujillo	WR	6-1	185	R-So.	TR	Rio Rancho, N.M. (New Mexico)
8	Jonathan Bibbs	WR	6-2	165	R-Fr.	RS	Birmingham, Ala. (Spain Park HS)
8	Carl Fauntroy	DB	6-0	185	R-Jr.	1L	Mobile, Ala. (UAB)
9	Landon Graves	QB	5-11	195	R-So.	1L	Monroe, La. (Ouachita Christian School)
9	Andre Mack	DB	5-11	190	R-Sr.	1L	Madison, Miss. (Jones College)
10	Aidan Armenta	QB	6-3	210	R-So.	1L	Albuquerque, N.M. (New Mexico)
10	Kelbee Holmes	LB	5-11	220	Sr.	1L	Philadelphia, Miss. (Hinds CC)
12	Javon Campbell	WR	6-3	210	Sr.	1L	King George, Va. (Dodge City CC)
12	Jabari Tiller	DB	6-1	200	Jr.	JC	Sumter, S.C. (Coffeyville CC)
13	David Godsey Jr.	DB	5-10	175	R-Sr.	3L	Mansfield, Texas (Mansfield HS)
13	Rico Powers Jr.	WR	6-2	190	R-Sr.	TR	Savannah, Ga. (South Carolina)
14	Bryson Kimbrough	QB	6-2	200	Fr.	HS	Tuscaloosa, Ala. (Hillcrest-Tuscaloosa HS)
14	Tae Woody	DI	6-4	295	R-So.	TR	Welch, Ala. (UAB)
15	Steven Gorski	TE	6-3	240	R-So.	1L	Milwaukee, Wis. (Allen [Texas] HS)
15	Kristopher Robinson	DB	6-1	205	Sr.	1L	Jackson, Miss. (East Central CC)
16	Seidron Langston	LB	6-3	235	Jr.	1L	Lanett, Ala. (Coffeyville CC)
16	Mason McHugh	QB	6-2	195	R-So.	TR	Ferdinand, Idaho (App State)
17	Hunter Herring	QB	6-5	230	R-Sr.	2L	West Monroe, La. (Louisiana Lafayette)
17	JD Stewart	LB	6-2	240	Sr.	1L	Greenwood, Miss. (Jones College)
18	Zy Jackson	DB	5-11	175	Jr.	JC	Hazlehurst, Miss. (Hazlehurst HS)
18	Bret Vincent	WR	5-8	160	So.	1L	Spanish Fort, Ala. (La Cueva HS)
19	Jaeden Calender	LB	6-0	230	So.	1L	Brandon, Miss. (Brandon HS)
20	Jyren Ester	DB	5-10	180	R-Sr.	2L	Donaldsonville, La. (Harding)
21	Lynard Harris	DB	5-11	195	R-So.	1L	St. Rose, La. (Destrehan HS)
21	Jaydon Wright	RB	5-11	225	R-Fr.	TR	Kankakee, Ill. (Minnesota)
22	D'Shaun Ford	RB	5-11	220	Fr.	HS	Opelousas, La. (Opelousas HS)
22	Jay Harper	DB	5-11	180	R-Fr.	TR	Valley, Ala. (Wisconsin)
23	Jalen Foster	DB	--	--	Jr.	JC	Austin, Texas (Trinity Valley CC)
24	Kamrin Canterbury	DB	5-9	190	Jr.	TR	St. Petersburg, Fla. (West Florida)
24	Hagen Herring	WR	5-10	160	Fr.	HS	Sterlington, La. (Sterlington HS)
25	Navarion Benson	DB	6-0	165	R-Jr.	TR	Crystal Springs, Miss. (Louisiana Tech)
26	Jordyn Williams	DB	5-10	180	So.	1L	Monroe, La. (Wossman HS)
27	Stephen Saywahn	DB	6-0	200	Sr.	1L	Worcester, Mass. (Iowa Central CC)
28	Davin Anderson	DL	6-3	260	Sr.	1L	Greenwood, Miss. (Mississippi Gulf Coast CC)
28	Dorian Lewis	RB	5-11	200	Sr.	TR	Rio Rancho, N.M. (New Mexico)
29	Ameyr Adams	DB	6-0	195	R-Fr.	RS	Fairhope, Ala. (Fairhope HS)
29	Tyrell Reed Jr.	RB	5-10	210	R-So.	TR	Topeka, Kan. (Arkansas)
30	Marcus Ross	LB	6-2	230	R-Jr.	TR	New Hebron, Miss. (Mississippi State)
31	Mikel Hines	DL	6-2	250	Jr.	JC	Hueytown, Ala. (East Mississippi CC)
31	Chandler Wilson	TE	6-4	240	So.	1L	Orange Beach, Ala. (Spanish Fort HS)
32	JJ Moultrie	DB	5-10	160	Fr.	HS	Hoover, Ala. (Hoover HS)
33	Andrew Wells	SN	5-7	175	Gr.	2L	Canyon Lake, Calif. (Temescal Canyon HS)
35	Ethan Bailey	DL	6-3	210	Fr.	HS	Montgomery, Ala. (Wetumpka HS)
37	Quentin Murphy	DB	6-1	205	R-Fr.	TR	Little Rock, Ark. (Parkview HS)
38	Markeegan Gray	DB	5-9	190	R-Sr.	3L	Slidell, La. (Slidell HS)
39	Fred Clark	LB	6-3	205	Fr.	HS	Monroe, La. (Wossman HS)
39	Cooper Eldridge	TE	6-4	235	Jr.	2L	Rayville, La. (Riverfield Academy)

## NUMERICAL ROSTER

No.	Name	Pos.	Ht.	Wt.	Elig./Cl.	Exp.	Hometown (Previous School)
41	Dylan Howell	DL	6-3	285	Sr.	2L	Mansfield, Texas (East Central University)
43	Luke Stagg	K	5-10	180	Gr.	2L	West Monroe, La. (West Monroe HS)
44	Derek Omoregie	DE	6-5	260	R-Jr.	TR	Lynn, Mass. (Southern Connecticut State)
45	Cliff Mosley	DL	6-4	320	Sr.	TR	Shreveport, La. (Henderson State)
46	Peyton Todd	SP	6-5	230	R-Sr.	TR	West Monroe, La. (LSU)
47	Makenzie Ryan	P	6-1	190	So.	1L	Kyabram, Australia
48	Gunnar Hale	DL	6-1	255	R-Fr.	RS	Oak Grove, La. (Oak Grove HS)
48	Nolan Wilson	LS	6-2	240	R-Jr.	1L	Newhall, Calif. (Grambling State)
49	Ziggy Loa	DE	6-3	260	R-Jr.	TR	Tacoma, Wash. (New Mexico State)
50	Jordan Rowe	OL	6-3	295	R-Fr.	RS	Dallas, Texas (South Oak Cliff)
51	Jaden Rowe	OL	6-3	300	R-Fr.	RS	Dallas, Texas (South Oak Cliff)
52	Kaliem Croswell	OL	6-3	310	Jr.	JC	Philadelphia, Pa. (Garden City CC)
53	Ben Gehrke	OL	6-3	280	R-Fr.	TR	Houston, Texas (Sam Houston)
54	Brett Drillette	LB	6-2	220	R-Sr.	2L	Weatherford, Texas (Brock HS)
54	Nate Green	OL	6-5	310	R-Fr.	RS	West Monroe, La. (West Monroe HS)
55	David Applewhite	OL	6-4	295	So.	1L	Rocky Mount, N.C. (Phoebus HS)
55	Jerome Simmons	DL	6-4	330	R-Jr.	TR	Bamberg, S.C. (South Carolina)
56	Jay Mickle	OG	6-2	300	Gr.	2L	Picayune, Miss. (Northwest Mississippi CC)
58	Elijah Fisher	OL	6-4	310	R-Sr.	4L	Allen, Texas (Allen HS)
59	Quentis Griffin Jr.	OL	6-5	315	R-Jr.	1L	Centreville, Miss. (Copiah-Lincoln CC)
62	Adameon Botley	OL	6-3	310	R-Jr.	2L	Oberlin, La. (Oberlin HS)
63	Taylor Quinn	OL	6-0	300	R-Fr.	RS	Monroe, La. (Neville HS)
64	Drew Hutchinson	OL	6-4	295	R-Jr.	1L	Springhill, La. (North Webster HS)
67	AJ Vinson	OL	6-5	305	Jr.	JC	Social Circle, Ga. (Garden City CC)
70	John Curtis Goodman Jr.	OL	6-6	310	R-Jr.	4L	Alexandria, La. (Alexandria Senior HS)
74	Roscoe Tucker	OL	--	--	Jr.	JC	Meridian, Miss. (East Mississippi CC)
75	Que McBroom	OL	6-5	325	R-Jr.	1L	St. Louis, Mo. (Northeastern Oklahoma A&M)
77	Reese Steele	OL	6-5	290	Sr.	1L	Des Moines, Iowa (New Mexico)
80	Nate Sullivan Jr.	TE	6-3	225	Sr.	1L	Omaha, Neb. (Iowa Western CC)
82	Si Stovall	TE	6-3	250	R-So.	1L	Corinth, Texas (Denton Guyer HS)
84	Brandon Thomas	WR	6-6	205	Fr.	HS	Valley, Ala. (Valley HS)
85	Rylan Green	TE	6-4	255	R-Sr.	3L	West Monroe, La. (West Monroe HS)
88	Caleb Groce	WR	6-0	190	R-Fr.	RS	Cropwell, Ala. (Pell City HS)
90	Jaden Hamlin	DL	6-5	325	Sr.	1L	Valley Ala. (Southwest Mississippi CC)
91	Amarion Ware	DT	6-3	290	Jr.	1L	Gulfport, Miss. (Southwest Mississippi CC)
92	James Smith	DL	6-3	275	R-Jr.	2L	Virginia Beach, Va. (Fork Union Military Academy)
95	Levontae Jacobs	DL	6-3	310	Gr.	TR	Salisbury, N.C. (Norfolk State)
99	Max Larson	K	6-0	190	R-Sr.	1L	Davie, Fla. (Florida State)

## ALPHABETICAL ROSTER

No.	Name	Pos.	Ht.	Wt.	Year	Exp.	Hometown (Previous School)
29	Ameyr Adams	DB	6-0	195	R-Fr.	RS	Fairhope, Ala. (Fairhope HS)
28	Davin Anderson	DL	6-3	260	Sr.	1L	Greenwood, Miss. (Mississippi Gulf Coast CC)
55	David Applewhite	OL	6-4	295	So.	1L	Rocky Mount, N.C. (Phoebus HS)
10	Aidan Armenta	QB	6-3	210	R-So.	1L	Albuquerque, N.M. (New Mexico)
35	Ethan Bailey	DL	6-3	210	Fr.	HS	Montgomery, Ala. (Wetumpka HS)
25	Navarion Benson	DB	6-0	165	R-Jr.	TR	Crystal Springs, Miss. (Louisiana Tech)
8	Jonathan Bibbs	WR	6-2	165	R-Fr.	RS	Birmingham, Ala. (Spain Park HS)
62	Adameon Botley	OL	6-3	310	R-Jr.	2L	Oberlin, La. (Oberlin HS)
5	Brandon Buckhaulte	WR	6-1	205	R-Jr.	TR	Jackson, Miss. (UAB)
19	Jaeden Calender	LB	6-0	230	So.	1L	Brandon, Miss. (Brandon HS)
12	Javon Campbell	WR	6-3	210	Sr.	1L	King George, Va. (Dodge City CC)
24	Kamrin Canterbury	DB	5-9	190	Jr.	TR	St. Petersburg, Fla. (West Florida)
39	Fred Clark	LB	6-3	205	Fr.	HS	Monroe, La. (Wossman HS)
4	JP Coulter	WR	5-11	185	Jr.	JC	Ocean Springs, Miss. (Mississippi Gulf Coast CC)
52	Kaliem Croswell	OL	6-3	310	Jr.	JC	Philadelphia, Pa. (Garden City CC)
54	Brett Drillette	LB	6-2	220	R-Sr.	2L	Weatherford, Texas (Brock HS)
39	Cooper Eldridge	TE	6-4	235	Jr.	2L	Rayville, La. (Riverfield Academy)
20	Jyren Ester	DB	5-10	180	R-Sr.	2L	Donaldsonville, La. (Harding)
8	Carl Fauntroy	DB	6-0	185	R-Jr.	1L	Mobile, Ala. (UAB)
58	Elijah Fisher	OL	6-4	310	R-Sr.	4L	Allen, Texas (Allen HS)
3	Noah Flemmings	LB	6-4	250	Jr.	JC	Austin, Texas (Trinity Valley CC)
22	D'Shaun Ford	RB	5-11	220	Fr.	HS	Opelousas, La. (Opelousas HS)
23	Jalen Foster	DB	--	--	Jr.	JC	Austin, Texas (Trinity Valley CC)
53	Ben Gehrke	OL	6-3	280	R-Fr.	TR	Houston, Texas (Sam Houston)
2	Jake Godfrey	WR	5-8	175	R-So.	1L	Spanish Fort, Ala. (New Mexico)
13	David Godsey Jr.	DB	5-10	175	R-Sr.	3L	Mansfield, Texas (Mansfield HS)
70	John Curtis Goodman Jr.	OL	6-6	310	R-Jr.	4L	Alexandria, La. (Alexandria Senior HS)
15	Steven Gorski	TE	6-3	240	R-So.	1L	Milwaukee, Wis. (Allen [Texas] HS)
9	Landon Graves	QB	5-11	195	R-So.	1L	Monroe, La. (Ouachita Christian School)
38	Markeegan Gray	DB	5-9	190	R-Sr.	3L	Slidell, La. (Slidell HS)
54	Nate Green	OL	6-5	310	R-Fr.	RS	West Monroe, La. (West Monroe HS)
85	Rylan Green	TE	6-4	255	R-Sr.	3L	West Monroe, La. (West Monroe HS)
0	Tyler Griffin	WR	6-4	210	R-Jr.	1L	Statesboro, Ga. (UCF)
59	Quentis Griffin Jr.	OL	6-5	315	R-Jr.	1L	Centreville, Miss. (Copiah-Lincoln CC)
88	Caleb Groce	WR	6-0	190	R-Fr.	RS	Cropwell, Ala. (Pell City HS)
48	Gunnar Hale	DL	6-1	255	R-Fr.	RS	Oak Grove, La. (Oak Grove HS)
90	Jaden Hamlin	DL	6-5	325	Sr.	1L	Valley Ala. (Southwest Mississippi CC)
22	Jay Harper	DB	5-11	180	R-Fr.	TR	Valley, Ala. (Wisconsin)
21	Lynard Harris	DB	5-11	195	R-So.	1L	St. Rose, La. (Destrehan HS)
24	Hagen Herring	WR	5-10	160	Fr.	HS	Sterlington, La. (Sterlington HS)
17	Hunter Herring	QB	6-5	230	R-Sr.	2L	West Monroe, La. (Louisiana Lafayette)
31	Mikel Hines	DL	6-2	250	Jr.	JC	Hueytown, Ala. (East Mississippi CC)
10	Kelbee Holmes	LB	5-11	220	Sr.	1L	Philadelphia, Miss. (Hinds CC)
6	Tyrese Hopkins	LB	6-3	245	R-Sr.	1L	Macon, Miss. (East Mississippi CC)
41	Dylan Howell	DL	6-3	285	Sr.	2L	Mansfield, Texas (East Central University)
64	Drew Hutchinson	OL	6-4	295	R-Jr.	1L	Springhill, La. (North Webster HS)
18	Zy Jackson	DB	5-11	175	Jr.	JC	Hazlehurst, Miss. (Hazlehurst HS)
95	Levontae Jacobs	DL	6-3	310	Gr.	TR	Salisbury, N.C. (Norfolk State)
14	Bryson Kimbrough	QB	6-2	200	Fr.	HS	Tuscaloosa, Ala. (Hillcrest-Tuscaloosa HS)
7	Daniel Knudsen	LB	6-3	235	R-Sr.	1L	Eden Prairie, Minn. (Iowa Central CC)
16	Seidrion Langston	LB	6-3	235	Jr.	1L	Lanett, Ala. (Coffeyville CC)
99	Max Larson	K	6-0	190	R-Sr.	1L	Davie, Fla. (Florida State)
28	Dorian Lewis	RB	5-11	200	Sr.	TR	Rio Rancho, N.M. (New Mexico)
49	Ziggy Loa	DE	6-3	260	R-Jr.	TR	Tacoma, Wash. (New Mexico State)
9	Andre Mack	DB	5-11	190	R-Sr.	1L	Madison, Miss. (Jones College)
75	Que McBroom	OL	6-5	325	R-Jr.	1L	St. Louis, Mo. (Northeastern Oklahoma A&M)
16	Mason McHugh	QB	6-2	195	R-So.	TR	Ferdinand, Idaho (App State)
3	Braylon McReynolds	RB	5-7	190	R-Jr.	TR	Mobile, Ala. (South Alabama)
56	Jay Mickle	OG	6-2	300	Gr.	2L	Picayune, Miss. (Northwest Mississippi CC)
45	Cliff Mosley	DL	6-4	320	Sr.	TR	Shreveport, La. (Henderson State)
32	JJ Moultrie	DB	5-10	160	Fr.	HS	Hoover, Ala. (Hoover HS)
37	Quentin Murphy	DB	6-1	205	R-Fr.	TR	Little Rock, Ark. (Parkview HS)

## ALPHABETICAL ROSTER

No.	Name	Pos.	Ht.	Wt.	Elig./Cl.	Exp.	Hometown (Previous School)
1	Julian Nixon	TE	6-4	245	R-Sr.	1L	Atlanta, Ga. (Butler CC)
44	Derek Omoregie	DE	6-5	260	R-Jr.	TR	Lynn, Mass. (Southern Connecticut State)
6	Zach Palmer-Smith	RB	6-0	210	Sr.	TR	Delran, N.J. (Richmond)
4	D'Arco Perkins-McAllister	DB	6-1	195	R-Sr.	TR	Nashville, Tenn. (Chattanooga)
13	Rico Powers Jr.	WR	6-2	190	R-Sr.	TR	Savannah, Ga. (South Carolina)
5	Billy Pullen	EDGE	6-3	245	Sr.	1L	Kaufman, Texas (Copiah-Lincoln CC)
63	Taylor Quinn	OL	6-0	300	R-Fr.	RS	Monroe, La. (Neville HS)
29	Tyrell Reed Jr.	RB	5-10	210	R-So.	TR	Topeka, Kan. (Arkansas)
15	Kristopher Robinson	DB	6-1	205	Sr.	1L	Jackson, Miss. (East Central CC)
30	Marcus Ross	LB	6-2	230	R-Jr.	TR	New Hebron, Miss. (Mississippi State)
51	Jaden Rowe	OL	6-3	300	R-Fr.	RS	Dallas, Texas (South Oak Cliff)
50	Jordan Rowe	OL	6-3	295	R-Fr.	RS	Dallas, Texas (South Oak Cliff)
47	Makenzie Ryan	P	6-1	190	So.	1L	Kyabram, Australia
27	Stephen Saywahn	DB	6-0	200	Sr.	1L	Worcester, Mass. (Iowa Central CC)
0	Tristan Shorter	LB	6-0	225	Sr.	1L	Oxford, Miss. (Northwest CC)
55	Jerome Simmons	DL	6-4	330	R-Jr.	TR	Bamberg, S.C. (South Carolina)
92	James Smith	DL	6-3	275	R-Jr.	2L	Virginia Beach, Va. (Fork Union Military Academy)
43	Luke Stagg	K	5-10	180	Gr.	2L	West Monroe, La. (West Monroe HS)
77	Reese Steele	OL	6-5	290	Sr.	1L	Des Moines, Iowa (New Mexico)
17	JD Stewart	LB	6-2	240	Sr.	1L	Greenwood, Miss. (Jones College)
82	Si Stovall	TE	6-3	250	R-So.	1L	Corinth, Texas (Denton Guyer HS)
80	Nate Sullivan	TE	6-3	225	Sr.	1L	Omaha, Neb. (Iowa Western CC)
84	Brandon Thomas	WR	6-6	205	Fr.	HS	Valley, Ala. (Valley HS)
12	Jabari Tiller	DB	6-1	200	Jr.	JC	Sumter, S.C. (Coffeyville CC)
46	Peyton Todd	SP	6-5	230	R-Sr.	TR	West Monroe, La. (LSU)
7	Nic Trujillo	WR	6-1	185	R-So.	TR	Rio Rancho, N.M. (New Mexico)
74	Roscoe Tucker	OL	--	--	Jr.	JC	Meridian, Miss. (East Mississippi CC)
18	Bret Vincent	WR	5-8	160	So.	1L	Spanish Fort, Ala. (La Cueva HS)
67	AJ Vinson	OL	6-5	305	Jr.	JC	Social Circle, Ga. (Garden City CC)
91	Amarion Ware	DT	6-3	290	Jr.	1L	Gulfport, Miss. (Southwest Mississippi CC)
33	Andrew Wells	SN	5-7	175	Gr.	2L	Canyon Lake, Calif. (Temescal Canyon HS)
1	Kevontay Wells	DL	6-3	265	Sr.	1L	Jackson, Miss. (Copiah-Lincoln CC)
26	Jordyn Williams	DB	5-10	180	So.	1L	Monroe, La. (Wossman HS)
31	Chandler Wilson	TE	6-4	240	So.	1L	Orange Beach, Ala. (Spanish Fort HS)
2	Korian Wilson	DB	5-10	190	Jr.	1L	Mobile, Ala. (East Central CC)
48	Nolan Wilson	LS	6-2	240	R-Jr.	1L	Newhall, Calif. (Grambling State)
14	Tae Woody	DI	6-4	295	R-So.	TR	Welch, Ala. (UAB)
21	Jaydon Wright	RB	5-11	225	R-Fr.	TR	Kankakee, Ill. (Minnesota)

# BRYANT VINCENT

## SECOND SEASON AT ULM (5-7) THIRD SEASON OVERALL (12-13)

Bryant Vincent, known for his strong leadership and expertise in creating powerful offensive schemes in college football, was named the 17th head football coach in University of Louisiana Monroe history on Wednesday, December 6, 2023.

"We are fired up to welcome Coach Bryant Vincent to our Warhawk family and lead ULM football," said ULM Athletics Director John Hartwell. "Coach Vincent is bringing passion, positivity and a proven plan to guide our football program to levels of success we have not seen since becoming an FBS program. He is a relationship guy, and that will resonate with our student-athletes, prospective recruits, his coaching staff, the University, Northeast Louisiana and all of Warhawk Nation."

In his first season as head coach of ULM football, Coach Vincent began establishing a culture of grit and resilience that propelled the Warhawks to one of their most successful starts in nearly four decades. ULM opened the 2024 season 5-1, the program's best start in 37 years, and Vincent was the only Sun Belt Conference Coach named to the 2024 Paul "Bear" Bryant Coach of the Year Award Watch List.

Vincent secured his first victory as head coach with a 30-14 win over Jackson State on August 29, 2024. In week two, the Warhawks stunned UAB with a dominating 32-6 win after shutting out the Blazers in the second half inside Malone Stadium. After defeating Troy on the road 13-9 in the Sun Belt

Conference opener, Vincent led the Warhawks to a signature victory over JMU by a score of 21-19 to give ULM its first 4-1 start in the FBS era. ULM completed the 5-1 start with a 38-21 win over Southern Miss in week six.

Under Vincent's direction, the Warhawks led the SBC in several statistical categories, including passing yards allowed (183.9), blocked kicks (3) and fewest penalty yards per game (43.25).

He developed 2024 Sun Belt Conference Freshman of the Year Ahmad Hardy, who led the league with 1,351 rushing yards and 13 rushing touchdowns as a true freshman. Hardy was named ULM's first FWAA Freshman All-American in program history and was also voted Louisiana Freshman of the Year by the Louisiana Sports Writers Association.

Including Hardy, nine Warhawks garnered SBC postseason honors for the first time in over five seasons including All-Sun Belt Second Team defensive lineman Kevontay Wells and All-Sun Belt Third Team defensive stars Billy Pullen, Carl Glass Jr., and Wydett Williams Jr. Additionally, two of Vincent's players went on to compete at the professional level after senior cornerback Car'lin Vigers signed an undrafted free agent contract with the NFL's Washington Commanders and senior offensive lineman Sam Carson was drafted by the CFL's Ottawa Redblacks.

Off the field, Vincent's leadership produced unprecedented academic results. ULM football recorded the



## THE VINCENT FILE

Hometown..... Glasgow, Ky.  
Education..... West Alabama '98  
..... Troy '01  
Family: ..... Wife, Holli  
..... Children: Brady and Bret

## COACHING HISTORY

### 2024-present: ULM

Head Coach

### 2023: New Mexico

Offensive Coordinator

### 2022: UAB

Interim Head Coach

### 20018-21: UAB

Offensive Coordinator/Quarterbacks

### 2015-17: South Alabama

Associate Head Coach/co-Offensive

Coordinator/Quarterbacks

### 2014: UAB

Offensive Coordinator/Quarterbacks

### 2012-13: South Alabama

Quarterbacks Coach

### 2011: South Alabama

Tight Ends Coach

### 2007-10: Spanish Fort (Ala.) HS

Head Coach

### 2006: Greenville (Ala.) HS

Head Coach

### 2003-05: Spain Park (Ala.) HS

Associate Head Coach

### 1999-02: Charles Henderson (Ala.) HS

Assistant Coach

### 1998: Hart County (Ky.) HS

Assistant Coach

### 1996-97: West Alabama

Student Assistant





highest term GPA in program history in Fall 2024, and the team's 84% graduation success rate (GSR) led all Sun Belt programs. Additionally, major facility upgrades were completed at Malone Stadium, including renovations to the team room, locker room and main athletics lobby.

Before arriving in Monroe, Vincent served as the Offensive Coordinator at the University of New Mexico during the 2023 season. Under Vincent's offensive schemes, the Lobos earned national top-20 rankings in red zone offense (14th) and rushing offense (19th). Additionally, Vincent coached running back Jacory Croskey-Merritt to a record-breaking season. The New Mexico running back was the first Lobo to ever have back-to-back 200-yard rushing games and finished with 17 rushing touchdowns, which is third all-time in New Mexico football history.

Prior to New Mexico, Vincent served as the Interim Head Coach at UAB following the retirement of Bill Clark and led the Blazers to a 7-6 season and a win in the 2022 Bahamas Bowl. UAB's offense generated 30.1 points per game and 438.2 yards per game, which was the 33rd highest mark in the country. Vincent spent four seasons as UAB's offensive coordinator/quarterbacks coach and was a key figure in elevating the program since its reinstatement in 2017. In all, Vincent helped lead UAB to a pair of Conference USA Championships and bowl game victories.

UAB has been the winningest team in Conference USA since returning to the playing field and collected 42 wins since Vincent returned as OC. The Blazers won the 2018 CUSA title game 27-25 over Middle Tennessee State, winning on the road, and the 2020 CUSA title game, that one 22-13 over Marshall, again on the road.

UAB also made it to the 2019 championship game as champions of their division. Since the reinstatement of the program in 2017, Vincent coached in five bowls games, qualifying for six. UAB won the 2018 Boca Raton Bowl 37-13 over Northern Illinois, the 2021 Independence Bowl 31-28 over BYU and the 2022 Bahamas Bowl. UAB also played in the 2017 Bahamas Bowl against Ohio and the 2019 New Orleans Bowl against App State, and the team qualified for the 2020 Gasparilla Bowl against South Carolina, before being canceled due to COVID-19.

With Vincent at offensive coordinator, the Blazers set FBS-program records for wins in 2018, going 11-3. Vincent never had a losing season with Blazers, going 7-6 as head coach and going 48-27 overall in his six years with UAB. The 2018 Blazers had the best offensive season in program history which resulted in 21 school records, including the aforementioned 11-3 overall record and winning the program's first Conference USA title and bowl game.

Among the school records that fell in 2018 included total points (418), total touchdowns (53), rushing touchdowns (32), total yards (5,680) and rushing yards (2,818). Additionally, UAB set the single game school record for total yards (668) and rushing yards (419) in a 52-3 victory over UTSA on Nov. 3, 2018.

Vincent is no stranger to the Sun Belt Conference and spent six years in two separate stints with South Alabama. He served as the offensive coordinator and quarterbacks coach from 2015-17 and was an assistant coach from 2011-13 for the Jaguars' football program. Vincent helped guide the Jaguars to the 2016 Nova Home Loans Arizona Bowl led by record setting quarterback Dallas Davis. In Vincent's offense, Davis threw for the most yards in school history (2,706) and his 2,951 total yards of offense are second most in program history.

Before entering the collegiate ranks, Vincent was a successful high school football coach in Alabama and tallied a record of 49-16 in five seasons at two different schools. In his first season as a head coach, Vincent led Greenville High School to a 10-3 record and was selected as the Class 5A Coach of the Year in 2006. Vincent was at the helm of Spanish Fort High School football for four seasons and produced a record of 39-13. His team captured the Alabama 5A State Championship in 2010.

Vincent is a native of Glasgow, Kentucky. He and his wife Holli have two sons, Brady, a member of the ULM football coaching staff and Bret, a wide receiver for the Warhawks.



## THE HILL FILE

Hometown..... Valley, Ala.  
 Education..... West Alabama '97  
 ..... Jacksonville State G'04  
 Family:..... Wife, Angela  
 ..... Children: Alexis and Bryan

## COACHING HISTORY

**2024-Present: ULM**  
 Defensive Coordinator / Cornerbacks  
**2022-24: UAB**  
 Stars / Nickels Coach  
**2021: South Alabama**  
 Assistant Head Coach / Defensive Coordinator,  
 Defensive Backs Coach, Linebackers Coach  
**2017-20: McGill-Toolen Catholic (Ala.) HS**  
 Head Coach  
**2015-16: McGill-Toolen Catholic (Ala.) HS**  
 Assistant Coach  
**2014: Walker (Ala.) HS**  
 Assistant Coach / Defensive Coordinator  
**2011-13: Greenville (Ala.) HS**  
 Head Coach  
**2008-10: Spanish Fort (Ala.) HS**  
 Assistant Coach / Defensive Coordinator  
**2006-07: Greenville (Ala.) HS**  
 Assistant Coach / Defensive Coordinator  
**2001-05: Handley (Ala.) HS**  
 Assistant Coach / Defensive Coordinator

# EARNEST HILL

**DEFENSIVE COORDINATOR / CORNERBACKS**  
**SECOND SEASON AT ULM**

Earnest Hill was named the defensive coordinator/safeties coach for the Warhawks in 2024 after spending two seasons as the stars/nickels coach at UAB.

Hill was selected as a nominee for the 2024 Broyles Award, which is given to college football's top assistant coach. In his first season leading the ULM defense, Hill improved the Warhawks' average points allowed total by nearly seven points from the 2023 season and Hill's defense led the Sun Belt Conference in allowing the fewest average passing yards per game (183.9). The Warhawks scored two defensive touchdowns, which ranked third in the conference.

Four of Hill's players earned All-Sun Belt accolades including Kevontay Wells being named All-SBC Second Team and the trio of Billy Pullen, Carl Glass Jr., and Wydett Williams earning All-SBC Third Team. Junior defensive back David Godsey Jr. joined the group after racking up All-Sun Belt Honorable Mention. Williams Jr. was voted Sun Belt Defensive Player of the Week and became ULM's first SBC Player of the Week recognition since 2021 after making a game-high 10 tackles and recording an interception. In addition, cornerback Car'lin Vigers signed an undrafted free agent contract with the NFL's Washington Commanders.

Before his time in Birmingham, Hill served as the running backs coach at South Alabama during the

2021 season. He was the head football coach at McGill-Toolen Catholic High School in Mobile and guided the team to a 40-8 overall record and a state championship game appearance in his first season. Hill also led Greenville (Ala.) High School and accumulated 19 wins, including an 11-1 season in 2011. Additionally, Hill held the role of defensive coordinator at Handley (Ala.) High School (2001-05), Greenville High School (2006), Spanish Fort (Ala.) High School (2007-10) and Walker (Ala.) High School (2014). In his final season at Spanish Fort, his team captured the state 5A championship and he was named the Alabama Football Coaches Association Assistant Coach of the Year.





## THE BLANKENSHIP FILE

Hometown..... Alexander City, Ala.  
Education..... South Alabama '15

## COACHING HISTORY

### 2024-Present: ULM

Assistant Coach / Offensive Line

### 2023: New Mexico

Offensive Line Coach

### 2016-22: South Alabama

Offensive Line Coach

Assistant Strength Coach

# CAMERON BLANKENSHIP

## ASSISTANT COACH / OFFENSIVE LINE

### SECOND SEASON AT ULM

Cameron Blankenship begins his second season as ULM football's offensive line coach in 2025.

The ULM offensive line paved the way for Sun Belt Freshman of the Year Ahmad Hardy, who led the conference in rushing yards (1,351) and rushing touchdowns (13). The Warhawks eclipsed 200 rushing yards in five games, the most by a ULM team since the 2019 season. Blankenship coached All-Sun Belt Honorable Mention offensive guard Elijah Fisher and mentored Sam Carson, who was drafted by the CFL's Ottawa Redblacks in the 2025 draft.

Blankenship arrived at ULM after leading the New Mexico offensive line unit for the 2023 season. Under his watch, Blankenship's offensive line helped generate 2,312 rushing yards, which was the 19th-highest mark in the country.

Before his time in Albuquerque, Blankenship was on the UAB football staff for seven seasons, serving as the assistant strength coach from 2016-21 and the offensive line coach in 2022. During his time in Bir-

mingham, Blankenship assisted in the development of the offensive line since 2016 that produced 11 All-Conference USA players. The Alexander City, Alabama native was a three-year starter on the offensive line for the Blazers from 2012-14.





## THE BRIGHAM FILE

Hometown..... Birmingham, Ala.  
 Education..... Furman '03  
 .....University of Montevallo '15

## COACHING HISTORY

**2025-Present: ULM**  
 Assistant Coach / Run Game Coordinator  
**2017-24: UAB**  
 Running Backs Coach  
**2016: UAB**  
 Offensive Analyst  
**2012: Mountain Brook (Ala.) HS**  
 Running Backs Coach

# HINDLEY BRIGHAM

**ASSISTANT COACH / RUN GAME COORDINATOR  
 FIRST SEASON**

Hindley Brigham was added as the ULM Running Backs Coach and Run Game Coordinator before the 2025 season.

Brigham arrives in Monroe after spending nine seasons as the running backs coach at UAB and coached the top three running backs in UAB football history including Spencer Brown, DeWayne McBride and Jermaine Brown Jr. Alongside Coach Vincent, who was the team's offensive coordinator, Brigham mentored all three running backs to total over 3,000 career rushing yards.

In 2022, the Blazers finished eighth nationally in rushing offense and averaged 235.6 rushing yards per game. McBride led the nation in rushing and garnered five All-America honors as well as named Conference USA Offensive Player of the Year. After his first season as running backs coach in 2017, Brown was named an FWAA Freshman All-American and the CUSA Freshman of the Year. Brigham was on the coaching staff that helped the Blazers capture the CUSA Championship in 2018 and 2020.

Brigham was named UAB's running backs coach in 2017 after spending the previous year as an offensive analyst for the Blazers. He was a running backs coach at Mountain Brook High School, his alma mater, for the 2012 season. Brigham was a middle school language arts teacher and basketball coach

at Cornerstone Schools of Alabama. He helped launch the Birmingham Southern football program and was a coach during its inaugural season in 2007.

Before his coaching career, Brigham was a running back at Baylor and was named a Second-Team Academic All-Big 12 performer following his sophomore season. After two seasons in Waco, Brigham transferred to Furman where he led the team in rushing in both 2002 and 2003. He was named Second Team All-Southern Conference following 1,042 rushing yards and five touchdowns.





## TAYLOR DUPUIS

**ASSISTANT COACH / QUARTERBACKS  
SECOND SEASON**

Taylor Dupuis enters his second season as the Quarterbacks Coach for ULM football in 2025.

Dupuis joined the ULM coaching staff after spending the past five years on the UAB football coaching staff. Dupuis most recently served as the Blazers' senior offensive analyst and also was a graduate assistant and offensive analyst in Birmingham.

During the 2022 season, Dupuis helped UAB set new school offensive records for total yards (5,697), yards per game (438.2), rushing yards (3,063) and rushing yards per game (235.6).

The Daphne, Ala., native began his coaching career as a student assistant at South Alabama from 2015-17.

### THE DUPUIS FILE

Hometown.....Daphne, Ala.  
Education.....UAB '18

### COACHING HISTORY

**2024-Present: ULM**

Assistant Coach / Quarterbacks

**2018-23: UAB**

Senior Offensive Analyst

Offensive Analyst

Graduate Assistant

**2015-17: South Alabama**

Student Assistant





## THE JOSEPH FILE

Hometown.....Marrero, La.  
Education.....LSU '06

## COACHING HISTORY

### 2024-Present: ULM

Assistant Coach / Nickels

### 2022-23: Memphis

Quality Control Coach

Assistant Strength & Conditioning Coach

Senior Offensive Analyst

### 2018-20: Nicholls

Assistant Coach / Running Backs

### 2016-18: St. Michael's Academy

Assistant Coach / Wide Receivers & Running Backs

Director of Strength & Conditioning

### 2014-15: LSU

Strength & Conditioning Intern

# SAMMY JOSEPH

**ASSISTANT COACH / NICKELS  
SECOND SEASON**

Sammy Joseph enters his second season in Monroe, joining the ULM football coaching staff in 2024 as the cornerbacks coach.

Joseph most recently served as a quality control coach at Memphis. While at Memphis, Joseph helped the Tigers win 23 games in three seasons, including bowl victories in the SERVPRO First Responder Bowl during the 2022 season and the AutoZone Liberty Bowl in 2023. He also coached Sean Dykes, who broke Memphis' career touchdown and receiving yards records for tight ends in school history.

Prior to Memphis, Joseph coached running backs at Nicholls, helping the Colonels win consecutive conference titles in 2018 & 2019. Joseph mentored All-American running back Julian Gums, rushed for over 1,000 yards in 2019.

He joined the Colonels staff after coaching at St. Michael's Academy in Austin, Texas, where he served as the wide receivers and defensive backs coach while also directing the strength and conditioning program.

From Marrero, La., Joseph began his coaching career at LSU from 2014-15 as a strength and conditioning coaching intern.

He was a standout defensive back at the University of Colorado (2003-04) and LSU (2005-06). As a player, he won three bowl games including the 2004 Capital One Bowl, 2005 Peach Bowl and 2006 Sugar Bowl. He also played professionally for the San Francisco 49ers (2007) and Toronto Argonauts (2009-11).





## THE McCLAIN FILE

Hometown..... Rosenberg, Texas  
Education..... North Texas '17

## COACHING HISTORY

### 2025-Present: ULM

Assistant Coach / Wide Receivers

### 2024: East Tennessee State

Pass Game Coordinator

### 2023: Gardner-Webb

Assistant Coach / Running Backs

### 2022: South Florida

Assistant Coach / Wide Receivers & Running Backs  
Director of Strength & Conditioning

# KISHAWN McCLAIN

**ASSISTANT COACH / WIDE RECEIVERS  
FIRST SEASON**

Kishawn McClain joined the ULM football coaching staff as the team's Wide Receivers Coach before the 2025 season.

McClain was added to the ULM football staff after one season at East Tennessee State University as the team's pass game coordinator/wide receivers / returners coach. ETSU's leading receiver AJ Johnson was named All-Southern Conference First Team after recording 40 receptions, 662 receiving yards and six touchdowns. Johnson's 662 receiving yards were the second-most by an ETSU receiver since 2015 and his six touchdowns were the most by a Buccaneer receiver since 2002.

Before his time in Johnson City, McClain spent the 2023 season at Gardner-Webb as the team's passing game coordinator / wide receivers coach. The Runnin' Bulldogs earned a trip to the FCS Playoffs and upset No. 13 UT Martin during McClain's tenure on the football staff. He also served as a graduate assistant at South Florida in 2022 and worked with the Bulls' secondary.

A former standout safety at North Texas, McClain completed his career with 336 tackles, five interceptions and five forced fumbles in 51 games, and played under current ULM Inside Linebackers Coach Troy Reffett, who was the team's defensive coordinator. McClain played professionally in the CFL for the Ottawa RedBlacks.





## THE REFFETT FILE

Hometown..... Cynthiana, Ky.  
 Education..... UTEP '90  
 Family..... Wife: Molly  
 .....Children: Camille and Ty

## COACHING HISTORY

### 2024-Present: ULM

Assistant Coach / Outside Linebackers

### 2020-23: New Mexico

Defensive Coordinator / Cornerbacks

Assistant Coach / Cornerbacks

### 2016-19: North Texas

Defensive Coordinator / Safeties

### 2015: Memphis

Assistant Coach / Cornerbacks

### 2009-14: ULM

Defensive Coordinator / Cornerbacks

Defensive Coordinator / Linebackers

### 2004-08: New Mexico

Defensive Coordinator / Cornerbacks

Assistant Coach / Cornerbacks

### 1990-2003: UTEP

Defensive Coordinator / Safeties

Recruiting Coordinator / Secondary

Assistant Coach / Outside Linebackers

Graduate Assistant

# TROY REFFETT

ASSISTANT COACH / INSIDE LINEBACKERS

SECOND SEASON IN CURRENT ROLE; PREV: 2009-14

Troy Reffett enters his second season with the Warhawks under Coach Bryant Vincent, his seventh year in Monroe. Reffett is in his second stint with the Warhawks after previously serving on staff from 2009-2014.

Reffett comes to ULM after serving as the Defensive Coordinator & Cornerbacks Coach at the University of New Mexico since 2020, his second stint with the university after previously serving on staff from 2004-08.

Before New Mexico, Reffett was the defensive coordinator and safeties coach at the University of North Texas. Reffett joined the Mean Green ahead of the 2016 season as the co-defensive coordinator and safeties coach. He was promoted to defensive coordinator prior to the 2017 season.

Reffett joined the Mean Green coaching staff after spending one season with Memphis as the cornerbacks coach. At Memphis, the Tigers totaled 12 interceptions en route to a 9-4 season and a berth in the Birmingham Bowl.

Prior to joining the Tigers, Reffett spent six years with ULM. Under his watch, ULM ranked in the top four in the Sun Belt Conference in 10 defensive team statistical categories. The Warhawks led the Sun Belt in total defense, allowing 373.3 yards per game. ULM also led the SBC in third down percentage defense, quarterback sacks and tackles for loss. The team's 26.3 points allowed per game ranked second in the SBC. ULM had two players named to the All-Sun Belt Conference First Team Defense.

ULM's defense led the Sun Belt and ranked 25th nationally in red zone defense (.767) in 2013. The unit also ranked second in the Sun Belt and 10th in NCAA in fourth down conversion percentage defense (.333). Against Texas State, senior safety Isaiah Newson became just the fourth player in FBS history to return two interceptions for touchdowns of 70 yards or more during the 2013 season. ULM had a player at each level of the defense earn All-SBC honors.

In Reffett's first season in charge of the Warhawk defense, the unit was the best in the SBC against the run (110.1 ypg) and the second best in total defense (347.0). Reffett was one of just 34 coaches in the country to be on the final nomination list for the Frank Broyles Award, as five of his defensive players earned All-Sun Belt honors. Linebacker Cardia Jackson was named Sun Belt Defensive Player of the Year after breaking the league's career tackles record.

Reffett spent five seasons at New Mexico beginning in 2004 where he coached the Lobos cornerbacks — he was promoted to defensive coordinator prior to the 2008 season. He mentored DeAndre Wright and Glover Quin and the pair earned first team All-MWC honors. Quin was a fourth round selection by the Houston Texans in the 2009 NFL Draft and Wright was a sixth round selection by the New York Giants. Reffett also worked with David Terrell, who was taken in the seventh round of the 1998 NFL Draft by Washington, as well as Michael Hicks and Crance Clemons, free agent signees by Dallas and Detroit, respectively.

Prior to his time in New Mexico, Reffett coached 14 seasons at UTEP. In Reffett's first year as defensive coordinator, D.J. Walker led the Western Athletic Conference in stops and ranked sixth in the country in solo tackles. UTEP ranked first in the WAC and 21st in the nation in pass defense in 2001 as opponents completed a league-low 49.6 percent of their passes. After graduating from UTEP with a bachelor's degree in education in 1990, Reffett immediately joined the UTEP coaching staff as a graduate assistant.

Reffett came to UTEP in 1985 as a walk-on and two years later, he helped the Miners to a 10-2 record, including an Independence Bowl berth. His playing career at UTEP was highlighted by academic and athletic superlatives. As a junior and senior he was named a WAC Scholar Athlete and to the WAC All-Academic team, and was recognized as the team's Defensive Back of the Year.





## BRADY VINCENT

**ASSISTANT COACH / TIGHT ENDS  
SECOND SEASON**

Brady Vincent was added to the ULM football coaching staff in 2024 as the tight ends coach.

Vincent, son of ULM head football coach Bryant Vincent, most recently served as the senior offensive analyst at New Mexico during the 2023 season and helped the Lobos achieve national top-20 rankings in red zone offense (14th) and rushing offense (19th).

He was an offensive coordinator at Spanish Fort High School (Ala.) in 2022 and Orange Beach High School (Ala.) in 2021.

Vincent spent three seasons at UAB both as a student assistant (2018-19) and a graduate assistant (2020). During his time at UAB, the Blazers won a pair of Conference USA Championships, a trio of division titles and won the first bowl game in school history.

Vincent began his coaching journey as a student assistant at South Alabama, where he helped the Jaguars appear in their second bowl game in program history.

### THE VINCENT FILE

Hometown.....Spanish Fort, Ala.  
Education.....UAB '20

### COACHING HISTORY

**2024-Present: ULM**

Assistant Coach / Tight Ends

**2023: New Mexico**

Senior Offensive Analyst

**2022: Spanish Fort HS**

Offensive Coordinator

**2021: Orange Beach HS**

Offensive Coordinator

**2018-20: UAB**

Graduate Assistant

Student Assistant

**2016-17: South Alabama**

Student Assistant





## DAVERN WILLIAMS

**ASSISTANT COACH / DEFENSIVE LINE  
SECOND SEASON**

Davern Williams joined the ULM football coaching staff in 2024 as the team's defensive line coach.

Williams arrives at ULM after most recently serving as the defensive ends coach at Kennesaw State during the 2023 season.

Williams was the former Director of Player Personnel at UAB in 2022.

He worked as the defensive line coach at Troy, his alma mater, from 2019-21.

Before Troy, Williams spent one season as the defensive line coach at the University of Tennessee at Chattanooga in 2018.

From 2014-17, Williams was the defensive line coach at East Mississippi Community College and helped coach the Lions to a 42-3 record and a pair of NJCAA National Championships. EMCC was also featured in two seasons of the Last Chance U documentary series on Netflix.

Williams also was an assistant coach at Murray State (2013) and Jacksonville State (2009-12).

The Montgomery, Ala., native earned All-Southland Conference honors as a player at Troy and was drafted by the Miami Dolphins in 2003. He signed with the New York Giants in 2004 and made one start while appearing in three games.

### THE WILLIAMS FILE

Hometown.....Montgomery, Ala.  
Education.....Troy '03

### COACHING HISTORY

#### 2024-Present: ULM

Assistant Coach / Defensive Line

#### 2023: Kennesaw State

Assistant Coach / Defensive Ends

#### 2022: UAB

Director of Player Personnel

#### 2019-21: Troy

Assistant Coach / Defensive Line

#### 2018: Chattanooga

Assistant Coach / Defensive Line

#### 2014-17: East Mississippi CC

Assistant Coach / Defensive Line

#### 2013: Murray State

Assistant Coach

#### 2009-12: Jacksonville State

Assistant Coach





## THE MORRIS FILE

Hometown..... Albany, Ga.  
Education..... UAB '16

## COACHING HISTORY

### 2025-Present: ULM

Assistant Coach / Defensive Ends

### 2023-25: Louisville

Assistant Coach

### 2018-23: Purdue

Recruiting Assistant  
Graduate Assistant

# JONATAVIUS MORRIS

**ASSISTANT COACH / DEFENSIVE ENDS  
FIRST SEASON**

Jontavius Morris begins his first season at ULM as the defensive ends coach. Morris arrives in Monroe after a stint at Louisville. Before Louisville, Morris served as a recruiting assistant and graduate assistant at Purdue.

Morris played collegiately at UAB and Western Kentucky as a defensive tackle. In three seasons at UAB, Morris started 19 of 35 games and tallied 54 total tackles. During his junior year in 2014, he finished with 20 tackles, including two for loss, two blocked kicks and returned a fumble 43 yards for a touchdown against North Texas.

After transferring from UAB, Morris spent one season as a starting defensive tackle on Western Kentucky's 2015 Conference USA championship team. He finished the season with 34 total tackles, including five for loss, a pair of sacks, three pass breakups and one fumble recovery with the Hilltoppers.

Morris graduated from UAB in 2016 with a degree in healthcare management. He earned a master's degree in technology leadership and innovation from Purdue in 2020.





## THE MODLESKI FILE

Hometown.....Buffalo, N.Y.  
Education.....SUNY Oswego '13

## COACHING HISTORY

### 2024-Present: ULM

Chief of Staff / Special Teams Coordinator

### 2022-23: Long Island

Recruiting Coordinator

Assistant Coach / Running Backs

### 2021: UAB

Quality Control Coach

Associate Director of Player Personnel

### 2018-19: Arkansas

Quality Control Coach

### 2017: Memphis

Graduate Assistant

### 2016-17: Ellsworth CC

Wide Receivers Coach

Recruiting Coordinator

### 2015-16: Dordt College

Wide Receivers Coach

### 2013-15: La Plata HS

Assistant Coach

# MARK MODLESKI

**CHIEF OF STAFF / SPECIAL TEAMS COORDINATOR  
SECOND SEASON**

Mark Modleski was named ULM football's Chief of Staff & Player Personnel in 2024.

Modleski served as the running backs coach and the recruiting coordinator at Long Island University for two seasons.

Prior to his time at LIU, he was on the UAB coaching staff in 2021 as a quality control coach and associate director of player personnel.

He was a quality control coach at Arkansas from 2018-19 and a graduate assistant at Memphis in 2017.

Modleski began his coaching career as the wide receivers coach and recruiting coordinator at Ellsworth Community College in Iowa Falls, Iowa.

He graduated from SUNY Oswego in 2013 with a bachelor of arts degree in English.





## CODY WELLS

**OFFENSIVE ASSISTANT COACH  
FIRST SEASON**

Cody Wells joined the ULM football coaching staff as an offensive assistant coach in January 2025.

Wells most recently served as the offensive coordinator and quarterbacks coach at Evangel University in Springfield, Mo. During his time at Evangel, the Valor won 26 games in three seasons, including five victories over NAIA Top 25 teams. The Valor won the 2023 KCAC Football Championship and was ranked No. 9 in the country at the conclusion of the regular season, earning an appearance in the NAIA Football Playoffs. In his three seasons in Springfield, the Valor offense he oversaw averaged over 300 yards of total offense in each season, including an impressive average of 401.5 yards per game during the 2023 season.

Before Evangel, Wells spent six seasons at Jacksonville State where he coached the wide receivers and quarterbacks. Wells mentored a trio of quarterbacks who earned First Team All-Ohio Valley Conference from 2016-18 at JSU, including 2018 All-American quarterback Zerrick Cooper.

His first stint as an assistant coach at ULM was in 2015 when he served as the quarterbacks coach and coached Garrett Smith to throw for over 2,000 yards and 17 touchdowns during that season. Wells was a graduate assistant at Jacksonville State in 2014, when the Gamecocks went a perfect 8-0 in conference play.

Wells began his coaching career as an offensive graduate assistant at ULM during the 2013 season and assisted with quarterback Kolton Browning, who threw for 2,179 yards and 21 touchdowns his final season as a Warhawk.

A dual sport football and golf athlete at ULM, Wells competed on the football team as a quarterback from 2008-12 and played on the Warhawks' golf team in the spring of 2013. In his senior season on the gridiron, Wells appeared in all 13 games and made one start, finishing the season 66 of 103 for 700 yards and four passing touchdowns, helping the Warhawks earn their first bowl appearance in program history. Wells was named to the Sun Belt Conference's Academic Honor Roll each season and was the recipient of the ULM President's Award and the AdvoCare V100 Independence Bowl Scholar-Athlete Award.

On the links, Wells competed in five events in 2013 and shot a career-low 74 in the final round of the ULM/Wallace Jones Invitational. He averaged 80.33 strokes in 15 rounds played.

Wells married the former Allie McComas of Monroe in 2017. The couple has two children, Anna Collins and Cannon.

### THE WELLS FILE

Hometown.....Hoover, Ala.  
Education.....ULM '13

### COACHING HISTORY

**2025-Present: ULM**

Offensive Assistant Coach

**2022-24: Evangel University**

Offensive Coordinator

Quarterbacks Coach

**2016-21: Jacksonville State**

Assistant Coach / Wide Receivers

Quarterbacks Coach

**2015: ULM**

Quarterbacks Coach

**2014: Jacksonville State**

Graduate Assistant

**2013: ULM**

Offensive Graduate Assistant



## SUPPORT STAFF



**DEREK CRONENWETT**  
Director of Football Operations  
*Second Season*



**BRYANT NOVICK**  
Director of Strength & Conditioning  
*Second Season*



**ISAAC LOPEZ**  
Asst. Director of Strength & Conditioning  
*First Season*



**BRYAN HILL**  
Defensive Assistant Coach  
*Second Season*



**MICHEAL ATIYEH**  
Director of Football Video Operations  
*Second Season*



**AARON GREGORY**  
Director of Recruiting & Player Personnel  
Asst. Tight Ends Coach  
*Second Season*



**BRAYDEN BURKHARDT**  
Asst. Director of Football Operations  
Asst. Quarterbacks Coach  
*Second Season*



**TANNER LUKER**  
Safeties Coach  
*Second Season*



**REED DAVIS**  
Asst. Offensive Line Coach  
*Second Season*



**JERMAINE BROWN**  
Asst. Running Backs Coach  
*First Season*



**MATTHEW WISHER**  
Defensive Graduate Assistant  
*First Season*













































# ULM FOOTBALL MEDIA GUIDE

## 2024 RECAP

(5-7 Overall, 3-5 Sun Belt)

### RESULTS

DATE	OPPONENT	SCORE	ATTENDANCE
Aug. 29	JACKSON STATE	W, 30-14	11,145
Sept. 7	UAB	W, 32-6	12,327
Sept. 21	at No. 1 Texas	L, 3-51	102,850
Sept. 28	at Troy*	W, 13-9	21,253
Oct. 5	JAMES MADISON*	W, 21-19	19,976
Oct. 12	SOUTHERN MISS*	W, 38-21	22,645
Oct. 26	at South Alabama*	L, 17-46	16,746
Nov. 2	at Marshall*	L, 23-28	21,478
Nov. 9	TEXAS STATE*	L, 17-38	13,720
Nov. 16	at Auburn	L, 14-48	88,043
Nov. 23	at Arkansas State*	L, 21-28	14,029
Nov. 30	RAGIN' CAJUNS*	L, 23-37	15,006

### SCORE BY QUARTERS

	1	2	3	4	OT	TOTAL	AVG.
ULM	44	68	53	87	0	252	21.0
Opponents	91	80	72	102	0	345	28.8

### TEAM STATISTICS

	ULM	OPPONENTS
FIRST DOWNS	185	256
Rushing	99	145
Passing	67	96
Penalty	19	15
RUSHING YARDAGE	2036	2401
Yards Gained Rushing	2347	2693
Yards Lost Rushing	311	292
Rushing Attempts	456	494
Average Per Rush	4.5	4.9
Average Per Game	169.7	200.1
TDs Rushing	17	27
PASSING YARDAGE	1617	2207
Comp-Att-Int	134-246-12	192-327-6
Average Per Pass	6.6	6.7
Average Per Catch	12.1	11.5
Average Per Game	134.8	183.9
TDs Passing	11	15
TOTAL OFFENSE	3653	4608
Total Plays	702	821
Average Per Play	5.2	5.6
Average Per Game	304.4	384.0
KICK RETURNS: No-Yards	8-121	36-727
Kick Return Average	15.1	20.2
PUNT RETURNS: No-Yards	6-63	11-59
Punt Return Average	10.5	5.4
INT RETURNS: No-Yards	6-56	12-115
INT Return Average	9.3	9.6
FUMBLES-LOST	15-3	16-8
PENALTIES-YARDS	71-519	79-637
Average Per Game	43.3	53.1
PUNTS-YARDS	58-2276	44-1822
Average Per Punt	39.2	41.4
Net Punt Average	37.2	38.1
TIME OF POSSESSION/GAME	30:47	29:13
3RD-DOWN CONVERSIONS	50/153	67/154
3rd-Down Pct	.33	.44
4TH-DOWN CONVERSIONS	16/25	11/23
4th-Down Pct	.64	.48
SACKS BY-YARDS	21-162	21-152

### TOTAL OFFENSE

PLAYER	G	PLAYS	RUSH	PASS	TOTAL	YPG
Ahmad Hardy	12	237	1351	0	1351	112.6
Aidan Armenta	12	237	58	1292	1350	112.5
James Jones	10	78	336	0	336	33.6
General Booty	7	65	16	306	322	46.0
Taven Curry	11	32	153	0	153	13.9
Hunter Herring	8	18	116	19	135	16.9
Bennett Galloway	8	9	31	0	31	3.9
Jake Godfrey	12	1	22	0	22	1.8
Ozario Smith	2	7	16	0	16	8.0
Davon Wells	12	4	5	0	5	0.4
Charles Norman	11	3	4	0	4	0.4
Chris Smith	1	1	4	0	4	4.0
Julian Nixon	11	1	1	0	1	0.1
TEAM	12	0	-77	0	-77	-6.4
ULM	12	702	2036	1617	3653	304.4
OPPONENTS	12	821	2401	2207	4608	384.0

### PASSING

PLAYER	G	EFFIC	COMP	ATT	INT	PCT	YDS	TD	LG	YPG
Aidan Armenta	12	117.0	104	190	10	54.7	1292	9	57	107.7
General Booty	7	106.1	29	45	2	53.7	306	2	65	43.7
Hunter Herring	8	129.8	1	2	0	50.0	19	0	19	2.4
ULM	12	114.7	134	246	12	54.5	1617	11	65	134.8
OPPONENTS	12	126.9	192	327	6	58.7	2207	15	56	183.9

### RUSHING

PLAYER	G	ATT	GAIN	LOSS	NET	AVG.	TD	LG	YPG
Ahmad Hardy	12	237	1393	42	1351	5.7	13	80	112.6
James Jones	10	78	350	14	336	4.3	1	24	33.6
Taven Curry	11	32	153	0	153	4.8	0	15	13.9
Hunter Herring	8	16	116	0	116	7.3	2	44	14.5
Aidan Armenta	12	47	199	141	58	1.2	1	43	4.8
Bennett Galloway	8	9	33	2	31	3.4	0	13	3.9
Jake Godfrey	12	1	22	0	22	22.0	0	22	1.8
General Booty	7	11	46	30	16	1.5	0	31	2.3
Ozario Smith	2	7	17	1	16	2.3	0	11	8.0
Davon Wells	12	4	9	4	5	1.3	0	7	0.4
Charles Norman	11	3	4	0	4	1.3	0	4	0.4
Chris Smith	1	1	4	0	4	4.0	0	4	4.0
Julian Nixon	11	1	1	0	1	1.0	0	1	0.1
TEAM	12	9	0	77	-77	-8.6	0	0	-6.4
ULM	12	456	2347	311	2036	4.5	17	80	169.7
OPPONENTS	12	494	2693	292	2401	4.9	27	57	200.1

### RECEIVING

PLAYER	G	NO	YDS	AVG	TD	LG	YPG
Davon Wells	12	29	262	9.0	2	51	21.8
Jake Godfrey	12	24	265	11.0	2	57	22.1
Nate Sullivan Jr.	12	14	133	9.5	0	28	11.1
Artis Cole	12	13	168	12.9	1	30	14.0
Julian Nixon	11	9	91	10.1	1	23	8.3
Tyler Griffin	12	8	193	24.1	1	40	16.1
Javon Campbell	7	8	176	22.0	1	44	25.1
Ahmad Hardy	12	8	72	9.0	0	53	6.0
Rylan Green	11	5	43	8.6	0	23	3.9
Wesley Campbell VI	12	5	39	7.8	0	12	3.3
James Jones	10	4	80	20.0	2	41	8.0
Taven Curry	11	3	22	7.3	0	9	2.0
Amir McGruder	10	2	15	7.5	0	10	1.5
General Booty	7	1	-7	-7.0	0	0	-1.0
Jonathan Bibbs	4	1	65	65.0	1	65	16.3
ULM	12	134	1617	12.1	11	65	134.8
OPPONENTS	12	192	2207	11.5	15	56	183.9



ALL-PURPOSE YARDS								
PLAYER	G	RUSH	REC	PR	KR	IR	TOTAL	YPG
Ahmad Hardy	12	1351	72	0	0	0	1423	118.6
Davon Wells	12	5	262	63	92	0	422	35.2
James Jones	10	336	80	0	0	0	416	41.6
Jake Godfrey	12	22	265	0	29	0	316	26.3
Tyler Griffin	12	0	193	0	0	0	193	16.1
Javon Campbell	7	0	176	0	0	0	176	25.1
Taven Curry	11	153	22	0	0	0	175	15.9
Artis Cole	12	0	168	0	0	0	168	14.0
Nate Sullivan Jr.	12	0	133	0	0	0	133	11.1
Hunter Herring	8	116	0	0	0	0	116	14.5
Julian Nixon	11	1	91	0	0	0	92	8.4
Jonathan Bibbs	4	0	65	0	0	0	65	16.3
Aidan Armenta	12	58	0	0	0	0	58	4.8
Rylan Green	11	0	43	0	0	0	43	3.9
Wesley Campbell VI	12	0	39	0	0	0	39	3.3
Bennett Galloway	8	31	0	0	0	0	31	3.9
Car'lin Vigers	12	0	0	0	0	30	30	2.5
Ozarrio Smith	2	16	0	0	0	0	16	8.0
Amir McGruder	10	0	15	0	0	0	15	1.5
Wydettt Williams Jr.	12	0	0	0	0	14	14	1.2
General Booty	7	16	-7	0	0	0	9	1.3
Lynard Harris	12	0	0	0	0	8	8	0.7
Charles Norman	11	4	0	0	0	0	4	0.4
Carl Fauntroy	10	0	0	0	0	4	4	0.4
Chris Smith	1	4	0	0	0	0	4	4.0
TEAM	12	-77	0	0	0	0	-77	-6.4
ULM	12	2036	1617	63	121	56	3893	324.4
OPPONENTS	12	2401	2207	59	727	115	5509	459.1

FIELD GOALS								
PLAYER	FG	PCT	1-19	20-29	30-39	40-49	50+	LG
Max Larson	14-17	82.4	0-0	6-6	4-4	4-6	0-1	47

FIELD GOAL SEQUENCE		ULM	OPPONENTS
Jackson State	(39)	--	--
UAB	(26), (37), (40)	(46), (26)	--
Texas	(35), 45	--	--
Troy	(42), (20)	(37), (49), 45, (36)	--
Southern Miss	(47), 41	(22), (37)	--
South Alabama	(28)	(48)	--
Marshall	54, (29)	33, 37	--
Texas State	(31)	(32)	--
Ragin' Cajuns	(25), (47), (29)	(26)	--
James Madison	--	(48), (39)	--
Auburn	--	(22), (26)	--

\*Numbers in (parentheses) indicate field goal was made.

PUNTING								
PLAYER	NO	YDS	AVG	LG	TB	FC	I20	50+
Makenzie Ryan	58	2276	39.2	59	4	21	18	4
ULM	58	2276	39.2	59	4	21	18	4
OPPONENTS	44	1822	41.4	67	3	18	15	6

KICKOFFS								
PLAYER	NO	YDS	AVG	TB	OB	RETN	NET	YDLN
Max Larson	56	3425	61.2	15	1			
ULM	56	3425	61.2	15	1	36	39.7	25
OPPONENTS	68	4208	61.9	37	2	8	39.8	25

SCORING									
PLAYER	TD	FG	CONVERSIONS						PTS
			KICK	RUSH	REC	PASS	DXP	SAF	
Ahmad Hardy	13	-	-	-	-	-	-	-	78
Max Larson	-	14-17	27-28	-	-	-	-	-	69
James Jones	3	-	-	-	-	-	-	-	18
Davon Wells	2	-	-	-	-	-	-	-	12
Hunter Herring	2	-	-	-	-	-	-	-	12
Jake Godfrey	2	-	-	-	-	-	-	-	12
Car'lin Vigers	1	-	-	-	-	-	-	-	6
Tyler Griffin	1	-	-	-	-	-	-	-	6
Artis Cole	1	-	-	-	-	-	-	-	6
Aidan Armenta	1	-	-	-	-	-	-	-	6
Daniel Knudsen	1	-	-	-	-	-	-	-	6
Javon Campbell	1	-	-	-	-	-	-	-	6
Jonathan Bibbs	1	-	-	-	-	-	-	-	6
Julian Nixon	1	-	-	-	-	-	-	-	6
Billy Pullen	-	-	-	-	-	-	-	1	2
Luke Stagg	-	-	1-1	-	-	-	-	-	1
ULM	30	14-17	28-29	0	0	0	0	1	252
OPPONENTS	43	14-17	39-41	0	1	1	0	2	345

PUNT RETURNS					
PLAYER	NO	YDS	AVG	TD	LG
Davon Wells	6	63	10.5	0	24
ULM	6	63	10.5	0	24
OPPONENTS	11	59	5.4	0	18

KICKOFF RETURNS					
PLAYER	NO	YDS	AVG	TD	LG
Davon Wells	5	92	18.4	0	26
Jake Godfrey	2	29	14.5	0	18
Julian Nixon	1	0	0.0	0	0
ULM	8	121	15.1	0	26
OPPONENTS	36	727	20.2	0	32

INTERCEPTIONS					
PLAYER	NO	YDS	AVG	TD	LG
Wydettt Williams Jr.	3	14	4.7	0	11
Car'lin Vigers	1	30	30.0	1	30
Carl Fauntroy	1	4	4.0	0	4
Lynard Harris	1	8	8.0	0	8
ULM	6	56	9.3	1	30
OPPONENTS	12	115	9.6	0	43

FUMBLE RETURNS					
PLAYER	NO	YDS	AVG	TD	LG
Daniel Knudsen	1	82	82.0	1	82
Wydettt Williams Jr.	2	13	6.5	0	10
Travor Randle	2	0	0.0	0	0
Earl Barquet Jr.	1	0	0.0	0	0
Carl Glass Jr.	1	0	0.0	0	0
Lynard Harris	1	0	0.0	0	0
ULM	8	95	11.9	1	82
OPPONENTS	3	0	0.0	0	0

## DEFENSIVE STATISTICS

PLAYER	G	UT	AT	TOTAL	TFL-YDS	SACKS-YDS	INT-YDS	PBU	QBH	FR-YDS	FF	BLK	SAF
Wydett Williams Jr.	12	54	45	99	4.5-10	1-6	3-14	4	1	2-13	1	1	-
Carl Glass Jr.	12	37	50	87	3.5-21	1.5-17	-	-	2	1-0	2	-	-
Travor Randle	12	30	38	68	5-8	0.5-1	-	8	2	2-0	-	-	-
Carl Fauntroy	10	26	29	55	1-3	-	1-4	4	1	-	1	-	-
Kevontay Wells	12	18	32	50	11-37	3-21	-	-	5	-	-	-	-
Billy Pullen	12	22	25	47	7.5-52	6-46	-	1	5	-	1	-	1
Tyrese Hopkins	11	16	30	46	1.5-7	-	-	1	8	-	-	-	-
David Godsey Jr.	12	21	18	39	1-2	-	-	4	-	-	2	-	-
Car'lin Vigers	12	22	16	38	2-14	1-12	1-30	1	2	-	-	-	-
Earl Barquet Jr.	12	13	22	35	4-11	-	-	-	2	1-0	1	-	-
Jaylan Ware	12	17	18	35	4-11	1.5-8	-	2	3	-	1	-	-
Korian Wilson	10	19	12	31	-	-	-	3	-	-	2	-	-
Daniel Knudsen	12	12	18	30	1-3	0.5-2	-	1	1	1-82	-	-	-
Lynard Harris	12	13	13	26	1-1	-	1-8	1	-	1-0	-	-	-
Dylan Howell	12	7	16	23	1.5-17	1.5-17	-	-	2	-	-	-	-
Seidrion Langston	11	11	10	21	0.5-1	-	-	-	-	-	-	-	-
Tristan Shorter	11	10	6	16	4-19	3-18	-	1	3	-	1	-	-
Stephen Saywahn	6	8	8	16	1.5-2	-	-	-	-	-	-	-	-
Davin Anderson	12	3	9	12	2-14	1-11	-	1	1	-	-	-	-
Alvino Carbajal III	11	5	3	8	-	-	-	-	-	-	-	-	-
Andre Mack	12	6	2	8	-	-	-	-	-	-	-	-	-
Brett Drillette	10	4	3	7	-	-	-	-	1	-	-	1	-
Markeegan Gray	12	6	1	7	-	-	-	-	-	-	-	-	-
Jaden Hamlin	10	3	4	7	0.5-0	-	-	-	1	-	-	-	-
Kelbee Holmes	3	2	4	6	-	-	-	-	-	-	-	-	-
Amarion Ware	6	3	3	6	-	-	-	-	-	-	-	-	-
James Smith	5	3	2	5	0.5-1	-	-	-	-	-	-	-	-
Jaedan Calender	6	3	2	5	0.5-3	0.5-3	-	-	1	-	-	-	-
Kristopher Robinson	3	3	1	4	-	-	-	1	-	-	-	-	-
JD Stewart	3	2	2	4	-	-	-	-	-	-	-	-	-
Jyren Ester	11	2	1	3	-	-	-	-	-	-	-	-	-
Charles Norman	11	2	-	2	-	-	-	-	-	-	-	-	-
Max Larson	12	1	-	1	-	-	-	-	-	-	-	-	-
Nick Torres	6	-	1	1	-	-	-	-	-	-	-	-	-
Taven Curry	11	1	-	1	-	-	-	-	-	-	-	-	-
Devon Smith	11	1	-	1	-	-	-	-	-	-	-	-	-
La'Garrius Sims	2	1	-	1	-	-	-	-	-	-	-	-	-
Amir McGruder	10	1	-	1	-	-	-	-	-	-	-	-	-
Jonathan Bibbs	4	1	-	1	-	-	-	-	-	-	-	-	-
Austin Ackel	1	-	-	-	-	-	-	-	1	-	-	-	-
<b>ULM</b>	<b>12</b>	<b>409</b>	<b>444</b>	<b>853</b>	<b>58-237</b>	<b>21-162</b>	<b>6-56</b>	<b>33</b>	<b>42</b>	<b>8-95</b>	<b>12</b>	<b>3</b>	<b>1</b>
<b>OPPONENTS</b>	<b>12</b>	<b>283</b>	<b>516</b>	<b>799</b>	<b>64-255</b>	<b>21-152</b>	<b>21-115</b>	<b>23</b>	<b>30</b>	<b>3-0</b>	<b>6</b>	<b>3</b>	<b>2</b>

## 2024 GAME-BY-GAME STATISTICAL LEADERS

OPPONENT	RUSHING (ATT-YDS-TD)	PASSING (COMP-ATT-INT-YDS-TD)	RECEIVING (NO-YDS-TD)	TACKLES (UT-AT-TOTAL)
Jackson State	Hardy (19-103-1)	Booty (10-14-104-1)	Campbell (4-83-1)	Williams Jr. (3-7-10)
UAB	Curry (13-64-0)	Booty (9-16-87-0)	Sullivan Jr. (2-22-0)	Glass Jr. (5-7-12)
at Texas	Curry (6-30-0)	Booty (8-19-42-0)	Nixon (1-23-0)	Williams Jr. (5-5-10)
at Troy	Hardy (27-106-1)	Armenta (4-6-108-0)	Godfrey (1-57-0)	Fauntroy (3-6-9)
James Madison	Hardy (14-82-1)	Armenta (17-30-147-1)	Godfrey (7-60-1)	Williams Jr. (4-5-9)
Southern Miss	Hardy (15-121-2)	Armenta (12-19-186-2)	Hardy (2-53-0)	Fauntroy (2-7-9)
at South Alabama	Hardy (20-104-0)	Armenta (11-23-149-1)	Campbell (2-77-0)	Williams Jr. (9-3-12)
at Marshall	Hardy (25-206-1)	Armenta (9-13-149-2)	Jones (2-43-1)	Randle (0-9-9)
Texas State	Hardy (20-105-2)	Armenta (13-24-119-0)	Wells (3-37-0)	Randle (5-10-15)
at Auburn	Hardy (15-60-1)	Armenta (8-15-89-0)	Bibbs (1-65-1)	Williams Jr. (11-2-13)
at Arkansas State	Hardy (30-204-2)	Armenta (11-22-137-1)	Godfrey (5-58-1)	Randle (9-0-9)
Ragin' Cajuns	Hardy (28-172-1)	Armenta (15-31-168-1)	Sullivan Jr. (2-39-0)	Glass Jr. (4-7-11)

## 2024 GAME-BY-GAME INDIVIDUAL STATISTICS

### RUSHING (ATT-YDS-TD)

	HARDY	JONES	ARMENTA	CURRY	HERRING	BOOTY	ULM
Jackson State	19-103-1	9-54-1	--	4-24-0	1-1-0	8-22-0	41-204-2
UAB	14-58-1	11-56-0	1-4-0	13-64-0	1-4-1	1-2-0	48-209-2
at Texas	10-30-0	DNP	--	6-30-0	1-3-0	2-8-0	25-57-0
at Troy	27-106-1	3-4-0	1-10-0	--	3-6-0	--	38-112-1
James Madison	14-82-1	10-19-0	4-6-0	1-4-0	DNP	--	30-110-1
Southern Miss	15-121-2	10-39-0	7-52-1	3-18-0	3-24-0	--	42-246-3
at South Alabama	20-104-0	6-39-0	4-20-0	3-3-0	4-72-1	DNP	38-213-1
at Marshall	25-206-1	9-50-0	6-25-0	--	1-3-0	DNP	45-239-1
Texas State	20-105-2	6-30-0	6-7-0	DNP	2-3-0	DNP	39-159-2
at Auburn	15-60-1	12-40-0	5-22-0	2-10-0	DNP	--	36-64-1
at Arkansas State	30-204-2	DNP	8-52-0	--	DNP	DNP	38-256-2
Ragin' Cajuns	28-172-1	2-5-0	5-32-0	--	DNP	DNP	36-167-1
<b>SEASON TOTALS</b>	<b>237-1351-13</b>	<b>78-336-1</b>	<b>47-58-1</b>	<b>32-153-0</b>	<b>16-116-2</b>	<b>11-16-0</b>	<b>456-2347-17</b>

### RECEIVING (NO-YDS-TD)

	WELLS	GODFREY	SULLIVAN JR.	COLE	NIXON	GRIFFIN	CAMPBELL	ULM
Jackson State	4-26-1	1-8-0	1-7-0	--	--	--	4-83-1	11-132-2
UAB	3-20-0	1-18-0	2-22-0	--	--	--	1-6-0	9-87-0
at Texas	5-19-0	--	2-9-0	1-3-0	1-23-0	--	--	11-54-0
at Troy	--	1-57-0	1-6-0	--	1-19-0	1-40-0	--	6-135-0
James Madison	2-11-0	7-60-1	1-1-0	2-46-0	1-9-0	1-5-0	1-10-0	17-147-1
Southern Miss	2-32-0	3-48-0	1-1-0	1-9-0	1-6-1	--	--	12-186-2
at South Alabama	2-60-1	--	1-6-0	--	1-3-0	--	2-77-0	11-149-1
at Marshall	3-27-0	1-6-0	--	2-42-1	--	1-31-0	DNP	9-149-2
Texas State	3-37-0	2-2-0	2-27-0	1-15-0	2-12-0	1-6-0	DNP	13-119-0
at Auburn	1-6-0	1-2-0	1-19-0	2-12-0	DNP	1-37-0	DNP	9-154-1
at Arkansas State	2-21-0	5-58-1	--	1-17-0	--	1-37-0	DNP	11-137-1
Ragin' Cajuns	2-3-0	2-6-0	2-39-0	3-24-0	2-25-0	2-37-1	DNP	15-168-1
<b>SEASON TOTALS</b>	<b>29-262-2</b>	<b>24-265-2</b>	<b>14-133-0</b>	<b>13-168-1</b>	<b>9-91-1</b>	<b>8-193-1</b>	<b>8-176-1</b>	<b>134-1617-11</b>

### FIELD GOALS (X=MISSSED FG)

	JSU	UAB	TEX	TROY	JMU	USM	USA	MARSH	TXST	AU	ASU	ULL
LARSON (14-17)	39	26,37,40	35,45X	42,20	--	47,41X	28	54X,29	31	--	--	25,47,29

### TACKLES (UT-AT-TOTAL)

	WILLIAMS JR.	GLASS JR.	RANDLE	FAUNTROY	WELLS	PULLEN	HOPKINS	GODSEY JR.	VIGERS
Jackson State	3-7-10	4-5-9	2-3-5	2-4-6	2-2-4	1-3-4	1-4-5	--	3-6-9
UAB	4-5-9	5-7-12	0-5-5	1-3-4	0-3-3	3-5-8	3-2-5	3-3-6	2-4-6
at Texas	5-5-10	3-1-4	1-0-1	3-1-4	1-2-3	1-2-3	DNP	3-1-4	3-0-3
at Troy	4-1-5	5-4-9	1-1-2	3-6-9	2-3-5	2-3-5	0-6-6	1-1-2	2-2-4
James Madison	4-5-9	2-5-7	1-1-2	4-0-4	1-5-6	2-2-4	3-3-6	0-3-3	2-1-3
Southern Miss	0-4-4	1-6-7	0-1-1	2-7-9	4-2-6	1-2-3	1-4-5	--	1-2-3
at South Alabama	8-3-11	3-4-7	3-1-4	4-3-7	2-2-4	2-0-2	1-2-3	2-2-4	1-0-1
at Marshall	3-2-5	2-1-3	0-9-9	4-1-5	3-6-9	4-4-8	1-4-5	2-1-3	2-0-2
Texas State	6-4-10	2-8-10	5-10-15	0-4-4	1-2-3	1-1-2	1-3-4	1-2-3	0-1-1
at Auburn	11-2-13	4-0-4	4-1-5	DNP	--	1-0-1	3-0-3	4-1-5	2-0-2
at Arkansas State	4-0-4	2-2-4	9-0-9	3-0-3	1-1-2	2-1-3	1-0-1	3-0-3	3-0-3
Ragin' Cajuns	2-7-9	4-7-11	4-6-10	DNP	1-4-5	2-2-4	1-2-3	2-4-6	1-0-1
<b>SEASON TOTALS</b>	<b>54-45-99</b>	<b>37-50-87</b>	<b>30-38-68</b>	<b>26-29-55</b>	<b>18-32-50</b>	<b>22-25-47</b>	<b>16-30-46</b>	<b>21-18-39</b>	<b>22-16-38</b>



# ULM FOOTBALL MEDIA GUIDE

## 2024 GAME-BY-GAME TEAM STATISTICS

ULM	RUSHING (ATT-YDS-TD)	PASSING (COMP-ATT-INT-YDS-TD)	TOTAL OFFENSE (PLAYS-YDS)	FIRST DOWNS (TOT-RUSH-PASS-PEN)	TURNOVERS (TOT-FUM-INT)
Jackson State	41-204-2	11-15-0-132-2	56-336	17-9-5-3	0-0-0
UAB	48-209-2	9-16-0-87-0	64-296	18-12-4-2	0-0-0
at Texas	25-57-0	11-25-2-54-0	50-11	7-3-3-1	2-0-2
at Troy	38-112-1	6-11-1-135-0	49-247	13-7-3-3	1-0-1
James Madison	30-110-1	17-30-1-147-1	60-257	15-6-8-1	2-1-1
Southern Miss	42-246-3	12-19-0-186-2	61-432	17-7-7-3	2-2-0
at South Alabama	38-213-1	11-24-2-149-1	62-362	15-9-4-2	3-1-2
at Marshall	45-239-1	9-13-1-149-2	58-388	17-11-6-0	2-1-1
Texas State	39-159-2	13-24-1-119-0	63-278	18-8-8-2	2-1-1
at Auburn	36-64-1	9-16-0-154-1	52-218	9-4-5-0	0-0-0
at Arkansas State	38-256-2	11-22-1-137-1	60-393	19-12-5-2	2-1-1
Ragin' Cajuns	36-167-1	15-31-3-168-1	67-335	20-11-9-0	4-1-3
SEASON TOTALS	456-2036-17	134-246-12-1617-11	702-3653	185-99-67-19	15-3-12

OPPONENT	RUSHING (ATT-YDS-TD)	PASSING (COMP-ATT-INT-YDS-TD)	TOTAL OFFENSE (PLAYS-YDS)	FIRST DOWNS (TOT-RUSH-PASS-PEN)	TURNOVERS (TOT-FUM-INT)
Jackson State	24-59-1	24-29-1-227-1	53-286	16-6-10-0	1-0-1
UAB	35-92-0	22-32-1-167-0	67-259	18-9-9-0	3-2-1
at Texas	52-239-5	15-29-2-258-2	81-497	26-13-10-3	2-0-2
at Troy	45-189-0	7-12-0-71-0	57-260	17-10-4-3	0-0-0
James Madison	34-148-2	20-47-0-251-0	81-399	24-11-12-1	1-1-0
Southern Miss	38-182-1	9-26-1-165-0	64-347	18-9-6-3	2-1-1
at South Alabama	48-355-6	18-30-0-168-0	78-523	28-21-7-0	1-1-0
at Marshall	43-198-3	10-19-0-166-1	62-364	20-11-8-1	0-0-0
Texas State	54-326-4	8-14-0-72-1	68-398	21-18-3-0	0-0-0
at Auburn	38-203-1	24-37-0-304-5	75-507	26-13-13-0	1-1-0
at Arkansas State	39-187-1	18-26-0-170-3	65-357	21-13-6-2	0-0-0
Ragin' Cajuns	44-223-3	17-26-1-188-2	70-411	21-11-8-2	2-1-1
SEASON TOTALS	494-2401-27	192-327-6-2207-15	821-4608	256-145-96-15	13-7-6

## 2024 STARTING LINEUPS

OFFENSE	X	LT	LG	C	RG	RT	TE	QB	RB	Y/H	Z/TE2
Jackson State	Campbell	Carson	Fisher	Miller	Mickle	D. Smith	R. Green	Booty	Hardy	D. Wells	Cole
UAB	T. Griffin	Carson	Fisher	Miller	Mickle	D. Smith	R. Green	Booty	J. Jones	D. Wells	N. Sullivan
at Texas	Campbell	Carson	Fisher	Miller	Mickle	D. Smith	R. Green	Booty	T. Curry	Cole	N. Sullivan
at Troy	Campbell	McBroom	Fisher	Miller	Mickle	D. Smith	J. Nixon	Booty	Hardy	Cole	N. Sullivan
James Madison	McGruder	McBroom	Fisher	Miller	Mickle	D. Smith	N. Sullivan	Armenta	Hardy	Cole	D. Wells
Southern Miss	McGruder	McBroom	Steele	Miller	Mickle	D. Smith	R. Green	Armenta	Hardy	D. Wells	N. Sullivan
at South Alabama	McGruder	McBroom	Fisher	Miller	Mickle	D. Smith	N. Sullivan	Armenta	Hardy	Cole	J. Nixon
at Marshall	D. Wells	Carson	Fisher	Miller	Mickle	D. Smith	R. Green	Armenta	Hardy	Cole	J. Nixon
Texas State	D. Wells	Carson	Fisher	Miller	Mickle	D. Smith	N. Sullivan	Armenta	Hardy	Cole	T. Griffin
at Auburn	D. Wells	Carson	Fisher	Miller	Mickle	D. Smith	N. Sullivan	Armenta	Hardy	Cole	R. Green
at Arkansas State	D. Wells	Carson	Fisher	Miller	Mickle	McBroom	N. Sullivan	Armenta	Hardy	Cole	T. Griffin
Ragin' Cajuns	D. Wells	Carson	Fisher	Miller	Mickle	D. Smith	N. Sullivan	Armenta	Hardy	Cole	J. Godfrey

DEFENSE	DE	NG	DE	DE/DL	WILL	MIKE	SAM/NICKEL	FS	BS	BC	FC
Jackson State	Howell	J. Ware	K. Wells	Pullen	Glass Jr.	Hopkins	Randle	Williams Jr.	Fauntroy	Vigers	Godsey Jr.
UAB	Barquet	J. Ware	K. Wells	Carbajal III	Glass Jr.	Hopkins	Pullen	Williams Jr.	J. Stewart	Vigers	Godsey Jr.
at Texas	Barquet	J. Ware	K. Wells	Pullen	Glass Jr.	Saywahn	Randle	Williams Jr.	Fauntroy	Vigers	Godsey Jr.
at Troy	Barquet	J. Ware	K. Wells	Pullen	Glass Jr.	Hopkins	Randle	Williams Jr.	Fauntroy	Vigers	Godsey Jr.
James Madison	Barquet	J. Ware	K. Wells	Pullen	Glass Jr.	Hopkins	Randle	Williams Jr.	Fauntroy	Vigers	Godsey Jr.
Southern Miss	Barquet	J. Ware	K. Wells	Pullen	Glass Jr.	Hopkins	Randle	Williams Jr.	Fauntroy	Vigers	Godsey Jr.
at South Alabama	Barquet	J. Ware	K. Wells	Pullen	Glass Jr.	Hopkins	Randle	Williams Jr.	Fauntroy	Vigers	Godsey Jr.
at Marshall	Barquet	J. Ware	K. Wells	Pullen	Glass Jr.	Hopkins	Randle	Williams Jr.	Fauntroy	Vigers	Godsey Jr.
Texas State	Howell	J. Ware	K. Wells	Pullen	Glass Jr.	Hopkins	Randle	Williams Jr.	Fauntroy	Vigers	Godsey Jr.
at Auburn	D. Anderson	J. Ware	J. Hamlin	Pullen	Glass Jr.	Hopkins	Randle	Williams Jr.	L. Harris	Vigers	Godsey Jr.
at Arkansas State	D. Anderson	J. Ware	J. Hamlin	Pullen	Glass Jr.	Hopkins	Randle	Williams Jr.	Fauntroy	Vigers	Godsey Jr.
Ragin' Cajuns	Barquet	J. Ware	K. Wells	Pullen	Glass Jr.	Hopkins	Randle	Williams Jr.	L. Harris	K. Wilson	Godsey Jr.

## RED ZONE RESULTS (ULM/Opponents Inside The 20-Yard Line)

	ULM IN RED ZONE	TIMES SCORED	ULM POINTS	ULM TDS	ULM FGS MADE	ULM FGS MISSED	OPP. IN RED ZONE	TIMES SCORED	OPP. POINTS	OPP. TDS	OPP. FGS MADE	OPP. FGS MISSED
Jackson State	3	3	17	2	1	0	1	1	7	1	0	0
UAB	5	5	23	2	3	0	1	1	3	0	1	0
at Texas	1	1	3	0	1	0	7	7	49	7	0	0
at Troy	2	2	10	1	1	0	2	2	6	0	2	0
James Madison	1	1	8	1	0	0	3	2	9	1	1	0
Southern Miss	2	2	14	2	0	0	3	3	13	1	2	0
at South Alabama	2	1	3	0	1	0	6	5	34	5	0	0
at Marshall	1	1	3	0	1	0	5	3	21	3	0	2
Texas State	3	3	17	2	1	0	5	5	31	4	1	0
at Auburn	1	1	7	1	0	0	5	5	27	3	2	0
at Arkansas State	2	1	7	1	0	0	2	2	14	2	0	0
Ragin' Cajuns	5	5	23	2	3	0	5	5	30	4	1	0
<b>Season Totals</b>	<b>28</b>	<b>26</b>	<b>135</b>	<b>14</b>	<b>12</b>	<b>0</b>	<b>45</b>	<b>41</b>	<b>244</b>	<b>31</b>	<b>10</b>	<b>2</b>

**ULM Totals: 26 of 28 (.929); Opponent Totals: 41 of 45 (.911).**

## ULM POINTS OFF OPPONENT TURNOVERS

	JSU	UAB	TEX	TROY	JMU	USM	USA	MARSH	TXST	AU	ASU	ULL	TOTAL
Turnovers	1	3	2	0	1	2	1	0	0	1	0	2	13
Points	7	7	0	0	7	14	0	0	0	0	0	3	38

## OPPONENT POINTS OFF ULM TURNOVERS

	JSU	UAB	TEX	TROY	JMU	USM	USA	MARSH	TXST	AU	ASU	ULL	TOTAL
Turnovers	0	0	2	1	2	0	2	1	2	0	2	3	15
Points	0	0	7	3	3	0	6	7	3	0	0	13	42

## 2024 ULM/OPPONENT SUPERLATIVES

INDIVIDUAL HIGHS	ULM	OPPONENT	TEAM OFFENSE	HIGH	LOW
Rushing Attempts	30, Hardy at Arkansas State	25, Blue, Texas	First Downs	20, vs. Ragin' Cajuns	7, at Texas
Rushing Yards	206, Hardy at Marshall	150, Perry, ULL	Rushing Yards	256, at Arkansas State	57, at Texas
TDs Rushing	2, Hardy (three times)	3, Blue, Texas	Passing Yards	186, vs. Southern Miss	54, at Texas
Longest Rush	80, Hardy at Marshall	57, Wallace, A-State	Total Offense	432, vs. Southern Miss	111, at Texas
Pass Attempts	31, Armenta vs. Ragin' Cajuns	47, Barnett III, JMU	Total Plays	67, vs. Ragin' Cajuns	49, at Troy
Pass Completions	17, Armenta vs. James Madison	23, Morgan, JSU	Rushing Attempts	48, vs. UAB	25, at Texas
Passing Yards	186, Armenta vs. Southern Miss	286, Thorne, Auburn	Passing Attempts	31, vs. Ragin' Cajuns	11, at Troy
TD Passes	2, Armenta (two times)	5, Thorne, Auburn	Pass Completions	17, vs. James Madison	6, at Troy
Longest Pass	65, Booty at Auburn	56, Manning, Texas	Passes Intercepted	3, vs. Ragin' Cajuns	0 (seven times)
Receptions	7, Godfrey vs. James Madison	11, Pritchett, USA	Fumbles Lost	1 (three times)	0 (nine times)
Receiving Yards	83, Campbell vs. Jackson State	104, Lambert-Smith, Auburn	Yards Penalized	75, vs. James Madison	5, vs. Texas State
TD Receptions	1 (11 times)	3, Coleman, Auburn			
Field Goals	3, Larson (two times)	3, Renfro, Troy			
Field Goal Attempts	3, Larson (two times)	4, Renfro, Troy			
Longest Field Goal	47, Larson (two times)	49, Renfro, Troy			
Punts	8, Ryan at Texas	6, Lofton, USM			
Punting Average	46.0, Ryan vs. Southern Miss	50.5, Noll, JSU			
Longest Punt	59, Ryan vs. Southern Miss	67, Pulkkinen, USA			
Punts Inside 20	6, Ryan vs. James Madison	2, six players			
Long Punt Return	24, Wells at Arkansas State	18, Voisin, USA			
Long Kickoff Return	26, Wells at South Alabama	32, Williams, ULL			
Tackles	15, Randle vs. Texas State	13, Ossai, ULL			
		13, Bryant, UAB			
Tackles for Loss	3.0, Pullen vs. UAB	3.5, Green, Marshall			
Quarterback Sacks	2.0, Pullen vs. UAB	2.0, Green, Marshall			
Interceptions	1, by six different players	2, Jackson, ULL			
			TEAM DEFENSE	LEAST	MOST
			First Downs	16, by Jackson State	54, by Texas State
			Rushing Yards	59, by Jackson State	355, by South Alabama
			Passing Yards	71, by Troy	304, at Auburn
			Total Offense	259, by UAB	523, by South Alabama
			Total Plays	53, by Jackson State	81, by James Madison/Texas
			Rushing Attempts	24, by Jackson State	54, by Texas State
			Passing Attempts	12, by Troy	47, by James Madison
			Pass Completions	7, by Troy	24, by Jackson State/Auburn
			Passes Intercepted	0 (four times)	2, by Texas
			Fumbles Lost	0 (six times)	2, by UAB
			Yards Penalized	0, by Auburn	84, by Troy

## 2024 FINAL SUN BELT STANDINGS

CONFERENCE						OVERALL					
EAST	W	L	PCT.	PF	PA	W	L	PCT.	PF	PA	
1. Marshall	7	1	.875	283	194	10	3	.769	414	300	
2. Georgia Southern	6	2	.750	218	189	8	5	.615	364	359	
3. James Madison	4	4	.500	230	179	9	4	.692	433	266	
Old Dominion	4	4	.500	256	229	5	7	.417	336	336	
5. Coastal Carolina	3	5	.375	211	256	6	7	.462	373	411	
App State	3	5	.375	214	267	5	6	.455	293	362	
7. Georgia State	1	7	.125	187	284	3	9	.250	286	406	
WEST	W	L	PCT.	PF	PA	W	L	PCT.	PF	PA	
1. Ragin' Cajuns	7	1	.875	279	174	10	4	.714	433	338	
2. Arkansas State	5	3	.625	211	252	8	5	.615	336	418	
Texas State	5	3	.625	295	183	8	5	.615	475	319	
South Alabama	5	3	.625	262	173	7	6	.538	447	327	
5. <b>ULM</b>	<b>3</b>	<b>5</b>	<b>.375</b>	<b>173</b>	<b>226</b>	<b>5</b>	<b>7</b>	<b>.417</b>	<b>252</b>	<b>345</b>	
Troy	3	5	.375	214	226	4	8	.333	312	341	
7. Southern Miss	0	8	.000	117	319	1	11	.083	183	453	

## TEAM STATISTICS

### RUSHING OFFENSE

TEAM	G	ATT	YDS	AVG	TD	YPG
1. Old Dominion	12	481	2517	5.23	27	209.75
2. Texas State	13	529	2707	5.12	27	208.23
3. Marshall	13	509	2622	5.15	21	201.69
4. South Alabama	13	449	2583	5.75	32	198.69
5. James Madison	13	520	2490	4.79	20	191.54
6. Coastal Carolina	13	484	2242	4.63	21	172.46
7. <b>ULM</b>	<b>12</b>	<b>456</b>	<b>2036</b>	<b>4.46</b>	<b>17</b>	<b>169.67</b>
8. Ragin' Cajuns	14	484	2330	4.81	26	166.43
9. Arkansas State	13	488	2040	4.18	18	156.92
10. Troy	12	436	1874	4.3	17	156.17
11. App State	11	387	1692	4.37	13	153.82
12. Georgia State	12	365	1599	4.38	13	133.25
13. Georgia Southern	13	447	1659	3.71	24	127.62
14. Southern Miss	12	412	1303	3.16	13	108.58

### PASSING OFFENSE

TEAM	G	COMP	ATT	INT	PCT	YDS	TD	YPG
1. App State	11	218	392	16	55.61	3003	23	273.0
2. Texas State	13	299	428	14	69.86	3493	31	268.7
3. Georgia State	12	271	449	13	60.36	3069	21	255.8
4. Ragin' Cajuns	14	269	412	9	65.29	3482	22	248.7
5. South Alabama	13	254	391	6	64.96	3165	21	243.5
6. Georgia Southern	13	289	446	11	64.80	3091	21	237.8
7. Arkansas State	13	274	442	10	61.99	2957	19	227.5
8. James Madison	13	232	382	4	60.73	2809	28	216.1
9. Troy	12	213	339	9	62.83	2556	21	213.0
10. Coastal Carolina	13	195	359	11	54.32	2616	20	201.2
11. Old Dominion	12	195	333	9	58.56	2315	17	192.9
12. Marshall	13	194	333	4	58.26	2354	27	181.1
13. Southern Miss	12	166	317	17	52.37	2099	7	174.9
14. <b>ULM</b>	<b>12</b>	<b>134</b>	<b>246</b>	<b>12</b>	<b>54.47</b>	<b>1617</b>	<b>11</b>	<b>134.8</b>

### TOTAL OFFENSE

TEAM	G	RUSH	PASS	PLAYS	YDS	AVG	TD	YPG
1. Texas State	13	2707	3493	957	6200	6.48	58	476.92
2. Ragin' Cajuns	14	2330	3482	896	5812	6.49	48	415.14
3. South Alabama	13	2583	3165	840	5748	6.84	53	442.15
4. James Madison	13	2490	2809	902	5299	5.87	48	407.62
5. Arkansas State	13	2040	2957	930	4997	5.37	37	384.38
6. Marshall	13	2622	2354	842	4976	5.91	48	382.77
7. Coastal Carolina	13	2242	2616	843	4858	5.76	41	373.69
8. Old Dominion	12	2517	2315	814	4832	5.94	44	402.67
9. Georgia Southern	13	1659	3091	893	4750	5.32	45	365.38
10. App State	11	1692	3003	779	4695	6.03	36	426.82
11. Georgia State	12	1599	3069	814	4668	5.73	34	389.00
12. Troy	12	1874	2556	775	4430	5.72	38	369.17
13. <b>ULM</b>	<b>12</b>	<b>2036</b>	<b>1617</b>	<b>702</b>	<b>3653</b>	<b>5.20</b>	<b>28</b>	<b>304.42</b>
14. Southern Miss	12	1303	2099	729	3402	4.67	20	283.50

## SCORING OFFENSE

TEAM	G	TD	FG	KXP	2XP	DXP	SAF	PTS	AVG
1. Texas State	13	61	15	54	5	0	0	475	36.54
2. South Alabama	13	57	17	50	0	0	2	447	34.38
3. James Madison	13	54	18	45	4	1	0	433	33.31
4. Marshall	13	51	18	48	3	0	0	414	31.85
5. Ragin' Cajuns	14	50	29	46	0	0	0	433	30.93
6. Coastal Carolina	13	46	16	45	1	0	1	373	28.69
7. Old Dominion	12	44	11	37	1	0	0	336	28.00
8. Georgia Southern	13	46	15	37	2	0	1	364	28.00
9. App State	11	37	11	32	2	0	1	293	26.64
10. Troy	12	40	11	35	2	0	0	312	26.00
11. Arkansas State	13	39	21	33	3	0	0	336	25.85
12. Georgia State	12	34	16	30	1	0	1	286	23.83
13. <b>ULM</b>	<b>12</b>	<b>30</b>	<b>14</b>	<b>28</b>	<b>0</b>	<b>0</b>	<b>1</b>	<b>252</b>	<b>21.00</b>
14. Southern Miss	12	22	10	15	3	0	0	183	15.25

## RUSHING DEFENSE

TEAM	G	ATT	YDS	AVG	TD	YPG
1. James Madison	13	430	1500	3.49	13	115.38
2. South Alabama	13	455	1848	4.06	19	142.15
3. Texas State	13	478	1859	3.89	24	143.00
4. Troy	12	405	1744	4.31	24	145.33
5. Ragin' Cajuns	14	477	2159	4.53	20	154.21
6. Georgia Southern	13	447	2210	4.94	23	170.00
7. Old Dominion	12	485	2071	4.27	18	172.58
8. Marshall	13	527	2327	4.42	21	179.00
9. Coastal Carolina	13	512	2419	4.72	22	186.08
10. App State	11	411	2174	5.29	24	197.64
11. <b>ULM</b>	<b>12</b>	<b>494</b>	<b>2401</b>	<b>4.86</b>	<b>27</b>	<b>200.08</b>
12. Georgia State	12	483	2524	5.23	28	210.33
13. Arkansas State	13	483	2752	5.70	32	211.69
14. Southern Miss	12	474	2792	5.89	31	232.67

## PASSING DEFENSE

TEAM	G	COMP	ATT	INT	PCT	YDS	TD	YPG
1. <b>ULM</b>	<b>12</b>	<b>192</b>	<b>327</b>	<b>6</b>	<b>58.72</b>	<b>2207</b>	<b>15</b>	<b>183.92</b>
2. Ragin' Cajuns	14	273	430	16	63.49	2719	19	194.21
3. Marshall	13	219	382	13	57.33	2588	15	199.08
4. James Madison	13	234	429	17	54.55	2684	16	206.46
5. Georgia State	12	204	323	9	63.16	2500	22	208.33
6. Texas State	13	230	401	9	57.36	2790	13	214.62
7. App State	11	194	282	4	68.79	2363	20	214.82
8. Southern Miss	12	209	321	6	65.11	2598	24	216.50
9. Troy	12	222	332	6	66.87	2659	13	221.58
10. Coastal Carolina	13	238	389	11	61.18	2961	24	227.77
11. Old Dominion	12	228	374	12	60.96	2854	23	237.83
12. South Alabama	13	278	430	16	64.65	3235	18	248.85
13. Arkansas State	13	245	389	14	62.98	3251	23	250.08
14. Georgia Southern	13	277	438	13	63.24	3362	21	258.62

## TOTAL DEFENSE

TEAM	G	RUSH	PASS	PLAYS	YDS	AVG	TD	YPG
1. James Madison	13	1500	2684	859	4184	4.87	29	321.85
2. Ragin' Cajuns	14	2159	2719	907	4878	5.38	39	348.43
3. Texas State	13	1859	2790	879	4649	5.29	37	357.62
4. Troy	12	1744	2659	737	4403	5.97	37	366.92
5. Marshall	13	2327	2588	909	4915	5.41	36	378.08
6. <b>ULM</b>	<b>12</b>	<b>2401</b>	<b>2207</b>	<b>821</b>	<b>4608</b>	<b>5.61</b>	<b>42</b>	<b>384.00</b>
7. South Alabama	13	1848	3235	885	5083	5.74	37	391.00
8. Old Dominion	12	2071	2854	859	4925	5.73	41	410.42
9. App State	11	2174	2363	693	4537	6.55	44	412.45
10. Coastal Carolina	13	2419	2961	901	5380	5.97	46	413.85
11. Georgia State	12	2524	2500	806	5024	6.23	50	418.67
12. Georgia Southern	13	2210	3362	885	5572	6.30	44	428.62
13. Southern Miss	12	2792	2598	795	5390	6.78	55	449.17
14. Arkansas State	13	2752	3251	872	6003	6.88	55	461.77

## SCORING DEFENSE

TEAM	G	TD	FG	KXP	2XP	DXP	SAF	PTS	AVG
1. James Madison	13	33	12	26	3	0	0	266	20.46
2. Marshall	13	37	14	32	0	0	2	300	23.08
3. Ragin' Cajuns	14	41	17	35	3	0	0	338	24.14
4. Texas State	13	38	18	37	0	0	0	319	24.54
5. South Alabama	13	39	19	34	1	0	0	327	25.15
6. Georgia Southern	13	46	13	42	1	0	0	359	27.62
7. Old Dominion	12	42	14	34	4	0	0	336	28.00
8. Troy	12	39	22	33	3	0	1	341	28.42
<b>9. ULM</b>	<b>12</b>	<b>43</b>	<b>14</b>	<b>39</b>	<b>1</b>	<b>0</b>	<b>2</b>	<b>345</b>	<b>28.75</b>
10. Coastal Carolina	13	49	23	44	2	0	0	411	31.62
11. Arkansas State	13	55	12	52	0	0	0	418	32.15
12. App State	11	46	14	42	1	0	0	362	32.91
13. Georgia State	12	52	12	46	5	0	1	406	33.83
14. Southern Miss	12	58	16	55	0	1	0	453	37.75

## PASS EFFICIENCY

TEAM	G	COMP	ATT	INT	PCT	YDS	YPG	TD	EFFIC
1. Texas State	12	299	428	14	69.86	3493	268.69	31	155.77
2. Ragin' Cajuns	14	269	412	9	65.29	3482	248.71	22	149.54
3. South Alabama	13	254	391	6	64.96	3165	243.46	21	147.61
4. James Madison	13	232	382	4	60.73	2809	216.08	28	144.60
5. Marshall	13	194	333	4	58.26	2354	181.08	27	141.99
6. Troy	12	213	339	9	62.83	2556	213.00	21	141.30
7. Georgia Southern	12	289	446	11	64.80	3091	237.77	21	133.62
8. App State	11	218	392	16	55.61	3003	273.00	23	131.16
9. Old Dominion	12	195	333	9	58.56	2315	192.92	17	128.40
10. Arkansas State	13	274	442	10	61.99	2957	227.46	19	127.85
11. Coastal Carolina	13	195	359	11	54.32	2616	201.23	20	127.78
12. Georgia State	12	271	449	13	60.36	3069	255.75	21	127.42
<b>13. ULM</b>	<b>12</b>	<b>134</b>	<b>246</b>	<b>12</b>	<b>54.47</b>	<b>1617</b>	<b>134.75</b>	<b>11</b>	<b>114.69</b>
14. Southern Miss	12	166	317	17	52.37	2099	174.92	7	104.55

## PASSING EFFICIENCY DEFENSE

TEAM	G	COMP	ATT	INT	PCT	YDS	YPG	TD	EFFIC
1. James Madison	13	234	429	17	54.55	2684	206.46	16	111.48
2. Marshall	13	219	382	13	57.33	2588	199.08	15	120.39
3. Texas State	13	230	401	9	57.36	2790	214.62	13	122.01
4. Ragin' Cajuns	14	273	430	16	63.49	2719	194.21	19	123.74
<b>5. ULM</b>	<b>12</b>	<b>192</b>	<b>327</b>	<b>6</b>	<b>58.72</b>	<b>2207</b>	<b>183.92</b>	<b>15</b>	<b>126.88</b>
6. South Alabama	13	278	430	16	64.65	3235	248.85	18	134.22
7. Georgia Southern	13	277	438	13	63.24	3362	258.62	21	137.60
8. Old Dominion	12	228	374	12	60.96	2854	237.83	23	138.94
9. Coastal Carolina	13	238	389	11	61.18	2961	227.77	24	139.83
10. Troy	12	222	332	6	66.87	2659	221.58	13	143.45
11. Georgia State	12	204	323	9	63.16	2500	208.33	22	145.08
12. Arkansas State	13	245	389	14	62.98	3251	250.08	23	145.50
13. Southern Miss	12	209	321	6	65.11	2598	216.50	24	154.03
14. App State	11	194	282	4	68.79	2363	214.82	20	159.75

## KICKOFF RETURNS

TEAM	G	NO	YDS	TD	LG	AVG
1. Georgia Southern	13	68	2778	0	61	40.85
2. Texas State	13	86	3491	0	52	40.59
3. Marshall	13	82	3304	0	64	40.29
4. Arkansas State	13	73	2933	0	33	40.18
<b>5. ULM</b>	<b>12</b>	<b>56</b>	<b>2225</b>	<b>0</b>	<b>26</b>	<b>39.73</b>
6. Ragin' Cajuns	14	91	3603	1	96	39.59
7. Georgia State	12	60	2366	0	32	39.43
8. James Madison	13	80	3122	1	94	39.03
9. Old Dominion	12	66	2551	0	31	38.65
10. Troy	12	62	2376	0	30	38.32
11. App State	11	56	2117	0	34	37.80
12. South Alabama	13	84	3139	0	41	37.37
13. Coastal Carolina	13	74	2759	0	35	37.28
14. Southern Miss	12	41	1428	0	31	34.83

## PUNT RETURNS

TEAM	G	NO	YDS	TD	LG	AVG
1. James Madison	13	22	187	1	33	8.50
2. Texas State	13	21	351	1	80	16.71
3. Old Dominion	12	19	107	0	28	5.63
4. Ragin' Cajuns	14	18	97	0	32	5.39
5. Marshall	13	17	121	0	16	7.12
6. Arkansas State	13	15	277	2	77	18.47
7. South Alabama	13	14	204	1	62	14.57
8. Georgia Southern	13	14	95	0	31	6.79
9. Troy	12	12	159	1	77	13.25
10. Georgia State	12	12	24	0	14	2.00
11. Southern Miss	12	9	39	0	21	4.33
12. Coastal Carolina	13	9	88	0	29	9.78
<b>13. ULM</b>	<b>12</b>	<b>6</b>	<b>63</b>	<b>0</b>	<b>24</b>	<b>10.5</b>
14. App State	11	6	69	1	30	11.5

## NET PUNTING

TEAM	G	NO	YDS	AVG	RET YDS	RET AVG	TB	NET
1. Georgia Southern	13	58	2479	42.74	65	4.64	0	41.62
2. Southern Miss	12	61	2714	44.49	132	5.28	3	41.34
3. Arkansas State	13	58	2483	42.81	147	9.80	2	39.59
4. Coastal Carolina	13	56	2303	41.13	68	4.86	1	39.55
5. Ragin' Cajuns	14	36	1410	39.17	28	7.00	0	38.39
6. Old Dominion	12	68	2772	40.76	71	3.94	7	37.66
7. Marshall	13	57	2423	42.51	158	14.36	7	37.28
<b>8. ULM</b>	<b>12</b>	<b>58</b>	<b>2276</b>	<b>39.24</b>	<b>59</b>	<b>5.36</b>	<b>4</b>	<b>36.84</b>
9. South Alabama	13	54	2137	39.57	80	5.33	4	36.61
10. James Madison	13	53	2119	39.98	140	7.78	4	35.83
11. Texas State	13	39	1445	37.05	5	5.00	3	35.38
12. App State	11	40	1620	40.50	170	8.50	2	35.25
13. Troy	12	46	1686	36.65	56	8.00	2	34.57
14. Georgia State	12	52	2277	43.79	475	19.00	4	33.12

## TURNOVER MARGIN

TEAM	G	TO GAINED			TO LOST				MARGIN	AVG
		FUM	INT	TOT	FUM	INT	TOT			
1. James Madison	13	5	4	9	12	17	29	20	1.54	
2. Marshall	13	6	4	10	7	13	20	10	0.77	
3. Ragin' Cajuns	14	2	9	11	5	16	21	10	0.71	
4. South Alabama	13	6	6	12	4	16	20	8	0.62	
5. Coastal Carolina	13	6	11	17	11	11	22	5	0.38	
6. Arkansas State	13	8	10	18	6	14	20	2	0.15	
7. ULM	12	3	12	15	8	6	14	-1	-0.08	
8. Georgia State	12	6	13	19	8	9	17	-2	-0.17	
9. Old Dominion	12	11	9	20	5	12	17	-3	-0.25	
10. Georgia Southern	13	11	11	22	6	13	19	-3	-0.23	
11. Texas State	13	9	14	23	9	9	18	-5	-0.38	
12. Troy	12	7	9	16	3	6	9	-7	-0.58	
13. App State	11	6	16	22	9	4	13	-9	-0.82	
14. Southern Miss	12	12	17	29	4	6	10	-19	-1.58	



# ULM FOOTBALL MEDIA GUIDE

## INDIVIDUAL STATISTICS

### RUSHING

PLAYER	G	ATT	YDS	AVG	TD	YPG
1. Ahmad Hardy, ULM	12	237	1351	5.70	13	112.58
2. Damien Taylor, TROY	12	173	1010	5.84	7	84.17
3. Ismail Mahdi, TXST	12	183	991	5.42	4	82.58
4. Aaron Young, ODU	11	172	887	5.16	8	80.64
5. George Pettaway, JMU	13	162	980	6.05	5	75.38
6. Colton Joseph, ODU	9	114	647	5.68	11	71.89
7. Braydon Bennett, CCU	11	134	781	5.83	11	71.00
8. Freddie Brock, GSU	12	151	819	5.42	8	68.25
9. Ahmani Marshall, APP	11	149	713	4.79	7	64.82
10. Kentrel Bullock, USA	13	152	831	5.47	7	63.92

### PASSING

PLAYER	G	COMP	ATT	INT	PCT	YDS	TD	YPG
1. Joey Aguilar, APP	11	218	390	14	55.90	3003	23	273.00
2. Jordan McCloud, TXST	13	273	389	13	70.18	3227	30	248.23
3. Gio Lopez, USA	11	206	312	5	66.03	2559	18	232.64
4. Ben Woolridge, ULL	11	192	291	6	65.98	2453	17	223.00
5. JC French, GS	13	269	410	11	65.61	2831	17	217.77
6. Alonza Barnett III, JMU	12	213	355	4	60.00	2598	26	216.50
7. Jaylen Raynor, ASU	13	259	420	10	61.67	2783	16	214.08
8. Christian Veilleux, GSU	10	166	291	11	57.04	2047	13	204.70
9. Colton Joseph, ODU	9	133	222	5	59.91	1627	11	180.78
10. Ethan Vasko, CCU	12	148	271	8	54.61	2110	14	175.83

### PASS EFFICIENCY

PLAYER	G	COMP	ATT	INT	PCT	YDS	TD	EFFIC
1. Jordan McCloud, TXST	13	273	389	13	70.18	3227	30	158.63
2. Braylon Braxton, Marsh	11	124	206	2	60.19	1624	19	154.91
3. Ben Woolridge, ULL	11	192	291	6	65.98	2453	17	151.94
4. Gio Lopez, USA	11	206	312	5	66.03	2559	18	150.76
5. Alonza Barnett III, JMU	12	213	355	4	60.00	2598	26	143.39
6. Matthew Caldwell, TROY	10	141	223	8	63.23	1608	13	135.86
7. Colton Joseph, ODU	9	133	222	5	59.91	1627	11	133.32
8. Joey Aguilar, APP	11	218	390	14	55.90	3003	23	132.86
9. JC French, GS	13	269	410	11	65.61	2831	17	131.93
10. Ethan Vasko, CCU	12	148	271	8	54.61	2110	14	131.16

### TOTAL OFFENSE

PLAYER	G	RUSH	PASS	PLAYS	YDS	YPG
1. Joey Aguilar, APP	11	207	3003	449	3210	291.82
2. Gio Lopez, USA	11	463	2559	395	3022	274.73
3. Jordan McCloud, TXST	13	278	3227	463	3505	269.62
4. Alonza Barnett III, JMU	12	442	2598	490	3040	253.33
5. Colton Joseph, ODU	9	647	1627	336	2274	252.67
6. Jaylen Raynor, ASU	13	387	2783	557	3170	243.85
7. Ben Woolridge, ULL	11	174	2453	356	2627	238.82
8. JC French, GS	13	239	2831	527	3070	236.15
9. Ethan Vasko, CCU	12	447	2110	378	2557	213.08
10. Christian Veilleux, GSU	10	74	2047	319	2121	212.10

### RECEPTIONS

PLAYER	G	NO	YDS	AVG	TD	RPG
1. Jamaal Pritchett, USA	12	91	1127	93.92	9	7.58
2. Devonte Ross, TROY	12	76	1043	86.92	11	6.33
3. Kaedin Robinson, APP	9	53	840	93.33	2	5.89
4. Joey Hobert, TXST	12	70	680	56.67	8	5.83
5. Corey Rucker, ASU	13	69	1053	81.00	7	5.31
6. Isiah Paige, ODU	12	61	819	68.25	3	5.08
7. Ted Hurst, GSU	12	56	961	80.08	9	4.67
8. Derwin Burgess Jr., GS	13	59	659	50.69	3	4.54
9. Jaden Williams, TXST	13	57	807	62.08	7	4.38
10. Makai Jackson, APP	11	46	745	67.73	5	4.18

### RECEIVING YARDS

PLAYER	G	NO	YDS	AVG	TD	YPG
1. Jamaal Pritchett, USA	12	91	1127	12.38	9	93.92
2. Kaedin Robinson, APP	9	53	840	15.85	2	93.33
3. Devonte Ross, TROY	12	76	1043	13.72	11	86.92
4. Corey Rucker, ASU	13	69	1053	15.26	7	81.00
5. Ted Hurst, GSU	12	56	961	17.16	9	80.08
6. Isiah Paige, ODU	12	61	819	13.43	3	68.25
7. Makai Jackson, APP	11	46	745	16.20	5	67.73
8. Jaden Williams, TXST	13	57	807	14.16	7	62.08
9. Lance LeGendre, ULL	14	49	826	16.86	6	59.00
10. Joey Hobert, TXST	12	70	680	9.71	8	56.67

### ALL-PURPOSE YARDS

PLAYER	G	RUSH	REC	PR	KOR	YDS	AVG
1. Devonte Ross, TROY	12	35	1043	153	214	1445	120.45
2. Ahmad Hardy, ULM	12	1351	72	0	0	1423	118.58
3. Ismail Mahdi, TXST	12	991	195	0	197	1383	115.25
4. Ja'Quez Cross, ASU	13	638	228	0	475	1341	103.15
5. George Pettaway, JMU	13	980	200	0	145	1325	101.92
6. Jamaal Pritchett, USA	12	3	1127	183	0	1313	109.42
7. Zylan Perry, ULL	13	695	46	0	423	1164	89.54
8. Jordan Houston, Marsh	13	592	173	0	299	1064	81.85
9. Corey Rucker, ASU	13	0	1053	0	0	1053	81.00
10. Damien Taylor, TROY	12	1010	19	0	0	1029	85.75

### SCORING

PLAYER	G	TD	FG	XPT	2XP	PTS	PPG
1. Kenneth Almendares, ULL	14	0	28	46	0	130	9.29
2. Noe Ruelas, JMU	10	0	16	35	1	83	8.30
3. Mason Shipley, TXST	13	0	15	53	1	98	7.54
4. Laith Marjan, USA	12	0	16	42	0	90	7.50
5. Rece Verhoff, Marsh	11	0	14	40	0	82	7.45
6. Clune Van Andel, ASU	13	0	21	33	0	96	7.38
7. Colton Joseph, ODU	9	11	0	0	1	66	7.33
8. Kade Hensley, CCU	13	0	16	45	0	93	7.15
9. Braydon Bennett, CCU	11	13	0	0	0	78	7.09
10. Fluff Bothwell, USA	12	13	0	0	0	78	6.50

### PUNTING

PLAYER	G	NO	YDS	LG	I20	+50	AVG
1. James Allen, GSU	12	51	2277	59	11	12	44.65
2. Bryce Lofton, USM	12	61	2714	57	18	17	44.49
3. Ryan Heicher, ASU	13	57	2449	57	20	10	42.96
4. Alex Smith, GS	13	58	2479	63	19	5	42.74
5. Alec Clark, Marsh	13	55	2333	67	17	11	42.42
6. Ryan Hanson, JMU	13	50	2119	66	16	8	42.38
7. Seamus Hall, ODU	11	61	2527	66	18	9	41.43
8. Emile Sebafulundi, CCU	13	54	2224	57	20	5	41.19
9. Aleks Pulkkinen, USA	12	46	1853	67	16	2	40.28
10. Makenzie Ryan, ULM	12	58	2276	59	18	4	39.24

### FIELD GOALS

PLAYER	G	FGM	FGA	PCT	LG	MPG
1. Kenneth Almendares, ULL	14	28	31	90.32	53	2.00
2. Clune Van Andel, ASU	13	21	25	84.00	52	1.62
3. Noe Ruelas, JMU	10	16	20	80.00	52	1.60
4. Laith Marjan, USA	12	16	17	94.12	49	1.33
5. Rece Verhoff, Marsh	11	14	19	73.68	51	1.27
6. Kade Hensley, CCU	13	16	19	84.21	49	1.23
7. Max Larson, ULM	12	14	17	82.35	47	1.17
8. Liam Rickman, GSU	12	14	19	73.68	47	1.17
9. Gavin Stewart, GS	13	15	18	83.33	53	1.15

### INTERCEPTIONS

PLAYER	G	NO	YDS	TD	LG	IPG
1. Josh Moten, Marsh	12	5	4	0	3	0.42
2. Trevian Thomas, ASU	13	5	17	0	11	0.38
3. Terrence Spence, JMU	13	5	103	1	40	0.38
4. Jaden Voisin, USA	13	5	40	0	24	0.38
5. Chance Gamble, GS	10	3	-3	0	0	0.30
6. Angelo Rankin Jr., ODU	10	3	0	0	0	0.30
7. Tyrone Lewis, ULL	14	4	2	0	2	0.29
8. Jahron Manning, ODU	11	3	87	0	45	0.27
9. Will Jones II, ODU	11	3	4	0	11	0.27
10. Matthew McDoom, CCU	12	3	24	0	19	0.25

### TACKLES

PLAYER	G	SOLO	ASST	TOTAL	TPG
1. Marques Watson-Trent, GS	12	52	68	120	10.00
2. Jaden Yates, Marsh	13	33	87	120	9.23
3. Wydett Williams Jr., ULM	12	54	45	99	8.25
4. K.C. Ossai, ULL	14	57	58	115	8.21
5. Blayne Myrick, USA	13	45	56	101	7.77
6. Jahron Manning, ODU	11	34	51	85	7.73
7. Marvin Ham, ASU	13	51	47	98	7.54
8. Justin Parks, ASU	13	57	40	97	7.46
9. Koa Naotala, ODU	12	22	66	88	7.33
10. Carl Glass Jr., ULM	12	37	50	87	7.25

## SUN BELT AWARDS

**Player of the Year:** DL Mike Green, Marshall

**Offensive Player of the Year:** QB Ben Woolridge, Ragin' Cajuns

**Defensive Player of the Year:** LB Marques Watson-Trent, Georgia Southern

**Newcomer of the Year:** QB Braylon Braxton, Marshall

**Freshman of the Year:** **RB Ahmad Hardy, ULM**

**Coach of the Year:** Michael Desormeaux, Ragin' Cajuns

## ALL-SUN BELT TEAMS

### First-Team Offense

QB Ben Woolridge, Ragin' Cajuns  
**RB Ahmad Hardy, ULM**  
 RB Ismail Mahdi, Texas State  
 OL Pat McMurtrie, James Madison  
 OL Cole Potts, James Madison  
 OL Landon Burton, Ragin' Cajuns  
 OL AJ Gillie, Ragin' Cajuns  
 OL Logan Osburn, Marshall  
 TE Terrance Carter, Ragin' Cajuns  
 WR Kaedin Robinson, App State  
 WR Jamaal Pritchett, South Alabama  
 WR Devonte Ross, Troy

### First-Team Defense

DL Santana Hopper, App State  
 DL Clev Lubin, Coastal Carolina  
 DL Eric O'Neill, James Madison  
 DL Mike Green, Marshall  
 LB Marques Trent-Watson, Georgia Southern  
 LB K.C. Ossai, Ragin' Cajuns  
 LB Jaden Yates, Marshall  
 DB Trevian Thomas, Arkansas State  
 DB Matthew McDoom, Coastal Carolina  
 DB Terrence Spence, James Madison  
 DB J.J. Roberts, Marshall  
 DB Jaden Voisin, South Alabama

### First-Team Special Teams

K Kenneth Almendares, Ragin' Cajuns  
 P Bryce Lofton, Southern Miss  
 RS Ian Foster, Marshall  
 AP Devonte Ross, Troy

### Second-Team Offense

QB Braylon Braxton, Marshall  
 RB A.J. Turner, Marshall  
 RB Damien Taylor, Troy  
 OL Jack Hollifield, App State  
 OL Jacob Bayer, Arkansas State  
 OL Mehki Butler, Arkansas State  
 OL Bryson Broadway, Georgia Southern  
 OL Daniel King, Troy  
 TE Dorian Fleming, Georgia State  
 WR Corey Rucker, Arkansas State  
 WR Ted Hurst, Georgia State  
 WR Joey Hobert, Texas State

### Second-Team Defense

DL Khairi Manns, James Madison  
 DL Jordan Lawson, Ragin' Cajuns  
**DL Kevontay Wells, ULM**  
 DL Wy'Kevious Thomas, South Alabama  
 LB Jacob Dobbs, James Madison  
 LB Koa Naotala, Old Dominion  
 LB Blayne Myrick, South Alabama  
 DB Chance Gamble, Georgia Southern  
 DB Marc Stampley II, Georgia Southern  
 DB Jacob Thomas, James Madison  
 DB Tyrone Lewis, Ragin' Cajuns  
 DB Tyree Skipper, Ragin' Cajuns

### Second-Team Special Teams

K Laith Marjan, South Alabama  
 P James Allen, Georgia State  
 RS Devonte Ross, Troy  
 AP Ismail Mahdi, Texas State

### Third-Team Offense

QB Jordan McCloud, Texas State  
 RB Ahmani Marshall, App State  
 RB Fluff Bothwell, South Alabama  
 OL Caleb Cook, Georgia Southern  
 OL Pichon Wimbley, Georgia Southern  
 OL Zach Barlev, Old Dominion  
 OL Jordan Davis, South Alabama  
 OL Alex Harkey, Texas State  
 TE Pat Conroy, Old Dominion  
 WR Makai Jackson, App State  
 WR Lance LeGendre, Ragin' Cajuns  
 WR Isiah Paige, Old Dominion

### Third-Team Defense


DL Bryan Whitehead, Arkansas State  
**DL Billy Pullen, ULM**  
 DL Deeve Harris, Marshall  
 DL Kris Trinidad, Old Dominion  
 LB Marvin Ham, Arkansas State  
 LB Kevin Swint, Georgia State  
**LB Carl Glass Jr., ULM**  
 LB Brendan Jackson, Troy  
 DB Keyon Martin, Ragin' Cajuns  
**DB Wydett Williams Jr., ULM**  
 DB Jacobie Henderson, Marshall  
 DB Jahron Manning, Old Dominion

### Third-Team Special Teams

K Clune Van Andel, Arkansas State  
 P Ryan Hanson, James Madison  
 RS Cam Ross, James Madison  
 AP Jamaal Pritchett, South Alabama

### Honorable Mention (ULM Only)

**OL Elijah Fisher**  
**TE Rylan Green**  
**TE Julian Nixon**  
**DB David Godsey Jr.**

Aug. 29, 2024   Malone Stadium (11,145)   Monroe, La.		
	JACKSON STATE	14
	ULM	30

SCORE BY QUARTERS	1	2	3	4		F
Jackson State (0-1)	0	7	7	0	—	14
ULM (1-0)	7	7	7	9	—	30

## SCORING SUMMARY

### FIRST QUARTER

ULM – D. Wells 11-yard pass from Booty (Larson kick), 2:35 left (10 plays, 78 yards, TOP 5:50)

### SECOND QUARTER

JSU – Fortillien 41-yard pass from Morgan (Baeza kick), 10:51 left (1 play, 41 yards, TOP 0:10)

ULM – Hardy 1-yard run (Larson kick), 0:14 left (9 plays, 42 yards, TOP 4:53)

### THIRD QUARTER

JSU – Morgan 3-yard run (Baeza kick), 11:41 left (7 plays, 75 yards, TOP 3:19)

ULM – Jones 22-yard run (Larson kick), 7:32 left (9 plays, 85 yards, TOP 4:04)

### FOURTH QUARTER

ULM – Larson 39-yard field goal, 10:21 left (8 plays, 40 yards, TOP 4:33)

ULM – Campbell 28-yard pass from Armenta (Larson kick failed), 2:27 left (3 plays, 33 yards, TOP 1:01)

TEAM STATISTICS	JSU	ULM
First Downs	16	17
Rushes-Yards	24-59	41-204
Passing Yards	227	132
Passes (Comp-Att-Int)	24-29-1	11-15-0
Total Offense (Plays-Yards)	53-286	56-336
Punts (No.-Avg.)	5-42.8	5-39
Fumbles-Lost	2-0	0-0
Penalties-Yards	8-60	9-46
Possession Time	25:11	34:49


## INDIVIDUAL STATISTICS

**RUSHING (No-Yards) – JSU:** Miller 9-46; Terrell Jr. 6-12; Morgan 7-3 **ULM:** Hardy 19-103; Jones 9-54; Curry 4-24; Booty 8-22; Herring 1-1

**PASSING (Comp-Att-Int) – JSU:** Morgan 23-28-1; McCoy 1-1-0 **ULM:** Booty 10-14-0; Armenta 1-1-0

**RECEIVING (No-Yards) – JSU:** Fortillien 2-51; Landry 4-51; Terrell Jr. 6-45; Miller 3-25; Paul 2-24; McCray 3-22; Powers 4-9 **ULM:** J. Campbell 4-83; D. Wells 4-26; Godfrey 1-8; Curry 1-8; Sullivan 1-7

**TACKLES (Solo-Ast-Total) – JSU:** Taylor 4-6-10; Pulliam 5-3-8; Guthrie 2-4-6 **ULM:** Williams Jr. 3-7-10; Vigers 3-6-9; Glass Jr. 4-5-9

Sept. 7, 2024   Malone Stadium (12,327)   Monroe, La.		
	UAB	6
	ULM	32

SCORE BY QUARTERS	1	2	3	4		F
UAB (1-1)	3	3	0	0	—	6
ULM (2-0)	3	10	9	10	—	32

## SCORING SUMMARY

### FIRST QUARTER

ULM – Larson 26-yard field goal, 9:19 left (8 plays, 24 yards, TOP 4:21)

UAB – Delange 46-yard field goal, 6:34 left (10 plays, 48 yards, TOP 2:45)

### SECOND QUARTER

ULM – Hardy 16-yard run (Larson kick), 14:10 left (3 plays, 28 yards, TOP 1:06)

UAB – Delange 26-yard field goal, 7:34 left (15 plays, 70 yards, TOP 6:30)

ULM – Larson 37-yard field goal, 0:03 left (7 plays, 19 yards, TOP 1:54)

### THIRD QUARTER

ULM – Pullen safety, 10:19 left

ULM – Herring 4-yard run (Larson kick), 4:52 left (9 plays, 61 yards, TOP 5:23)

### FOURTH QUARTER

ULM – Vigers 30-yard interception (Larson kick), 10:34 left

ULM – Larson 40-yard field goal, 3:36 left (5 plays, 15 yards, TOP 2:09)

TEAM STATISTICS	UAB	ULM
First Downs	18	18
Rushes-Yards	35-92	48-209
Passing Yards	167	87
Passes (Comp-Att-Int)	22-32-1	9-16-0
Total Offense (Plays-Yards)	67-259	64-296
Punts (No.-Avg.)	3-30.7	4-42
Fumbles-Lost	2-2	0-0
Penalties-Yards	9-66	6-45
Possession Time	26:45	33:15

## INDIVIDUAL STATISTICS

**RUSHING (No-Yards) – UAB:** Beebe Jr. 14-62; Jacobs 7-30; Witherspoon 2-8; Zeno 11-(-3); Thomas 1-(-5) **ULM:** Curry 13-64; Hardy 14-58; Jones 11-56; O. Smith 2-12; Galloway 2-5; Armenta 1-4; Herring 1-4; Norman 3-4; Booty 1-2

**PASSING (Comp-Att-Int) – UAB:** Zeno 22-32-1 **ULM:** Booty 9-16-0

**RECEIVING (No-Yards) – UAB:** Shanks 4-43; McDonald 3-37; Beebe Jr. 5-36; Thomas 5-30; Damous 2-9; Jacobs 2-7; Holt-Bennett 1-5 **ULM:** Sullivan Jr. 2-22; D. Wells 3-20; Godfrey 1-18; Green 1-12; Curry 1-9; J. Campbell 1-6

**TACKLES (Solo-Ast-Total) – UAB:** Bryant 2-11-13; Roussaw Jr. 3-7-10; Moore 2-6-8 **ULM:** Glass Jr. 5-7-12; Williams Jr. 4-5-9; Pullen 3-5-8



Sept. 21, 2024   Darrell K. Royal Memorial Stadium (102,850)   Austin, Texas		
	ULM	3
	No. 1 Texas	51

SCORE BY QUARTERS	1	2	3	4		F
ULM (2-1)	0	3	0	0	—	3
Texas (4-0)	21	7	9	14	—	51

SCORING SUMMARY

FIRST QUARTER

TEX — Blue 1-yard run (Auburn kick), 7:11 left (7 plays, 77 yards, TOP 2:49)  
TEX — Blue 3-yard pass from Manning (Auburn kick), 5:28 left (4 plays, 13 yards, TOP 0:58)  
TEX — Wingo 17-yard pass from Manning (Auburn kick), 1:34 left (6 plays, 73 yards, TOP 2:06)

SECOND QUARTER

TEX — Blue 2-yard run (Auburn kick), 8:15 left (12 plays, 87 yards, TOP 5:11)  
ULM — Larson 35-yard field goal, 1:46 left

THIRD QUARTER

TEX — Gibson 2-yard run (Auburn kick), 11:04 left (6 plays, 66 yards, TOP 2:20)  
TEX — Lefau safety, 3:24 left

FOURTH QUARTER

TEX — Blue 1-yard run (Auburn kick), 14:56 left (9 plays, 63 yards, TOP 3:21)  
TEX — Niblett 1-yard run (Auburn kick), 8:18 left (10 plays, 57 yards, TOP 4:35)

TEAM STATISTICS

	ULM	TEX
First Downs	7	26
Rushes-Yards	25-57	52-239
Passing Yards	54	258
Passes (Comp-Att-Int)	11-25-2	15-29-2
Total Offense (Plays-Yards)	50-111	81-497
Punts (No.-Avg.)	8-37.1	2-45.5
Fumbles-Lost	0-0	0-0
Penalties-Yards	10-56	7-55
Possession Time	26:27	33:33

INDIVIDUAL STATISTICS

**RUSHING (No-Yards) — ULM:** Curry 6-30; Hardy 10-30; O. Smith 5-4; Herring 1-3; Galloway 1-(-2); Booty 2-(-8) **TEX:** Blue 25-124; Page 10-60; Gibson 9-32; Watkins 4-15; Niblett 3-12; Manning 1-(-4)

**PASSING (Comp-Att-Int) — ULM:** Booty 8-19-1; Armenta 3-6-1 **TEX:** Manning 15-29-2

**RECEIVING (No-Yards) — ULM:** Nixon 1-23; D. Wells 5-19; Sullivan Jr. 2-9; Hardy 1-7; Cole 1-3; Booty 1-(-7) **TEX:** Bond 2-75; Golden 1-46; Wingo 2-42; Bolden 3-37; Cook II 1-15; Niblett 1-11; Gibson 1-8; Helm 1-8; Davis 1-7; Moore Jr. 1-6; Blue 1-3

**TACKLES (Solo-Ast-Total) — ULM:** Williams Jr. 5-5-10; Holmes 2-4-6; Wilson 2-3-5 **TEX:** Lefau 4-3-7; Taaffe 2-3-5; Gbenda 3-1-4

Sept. 28, 2024   Veterans Memorial Stadium (21,253)   Troy, Ala.		
	ULM	13
	TROY	9

SCORE BY QUARTERS	1	2	3	4		F
ULM (3-1, 1-0)	3	0	3	7	—	13
Troy (1-4, 0-1)	3	3	0	3	—	9

SCORING SUMMARY

FIRST QUARTER

TROY — Renfroe 37-yard field goal, 9:02 left (13 plays, 56 yards, TOP 5:58)  
ULM — Larson 42-yard field goal, 3:09 left (11 plays, 51 yards, TOP 5:53)

SECOND QUARTER

TROY — Renfroe 49-yard field goal, 0:57 left (10 plays, 47 yards, TOP 3:47)

THIRD QUARTER

ULM — Larson 20-yard field goal, 4:07 left (9 plays, 71 yards, TOP 6:05)

FOURTH QUARTER

TROY — Renfroe 36-yard field goal, 14:36 left (10 plays, 59 yards, TOP 4:26)  
ULM — Hardy 1-yard run (Larson kick), 9:08 left (8 plays, 75 yards, TOP 5:28)

TEAM STATISTICS

	ULM	TROY
First Downs	13	17
Rushes-Yards	38-112	45-189
Passing Yards	135	71
Passes (Comp-Att-Int)	6-11-1	7-12-0
Total Offense (Plays-Yards)	49-247	57-260
Punts (No.-Avg.)	3-42.7	3-40.3
Fumbles-Lost	0-0	2-0
Penalties-Yards	8-65	10-84
Possession Time	29:29	30:31

INDIVIDUAL STATISTICS

**RUSHING (No-Yards) — ULM:** Hardy 27-106; 1-10; Herring 3-6; Jones 3-4; Galloway 1-0; D. Wells 1-(-4) **TROY:** Green 13-102; Taylor 17-71; Kilcrease 9-55; Ross 2-8; Crowder 1-(-12)

**PASSING (Comp-Att-Int) — ULM:** Armenta 4-6-0; Herring 1-1-0; Booty 1-4-1 **TROY:** Kilcrease 6-11-0; Crowder 1-1-0

**RECEIVING (No-Yards) — ULM:** Godfrey 1-57; Griffin 1-40; Nixon 1-19; W. Campbell VI 1-8; Sullivan Jr. 1-6; Curry 1-5 **TROY:** Beason 2-30; Ross 3-29; Higgins 1-7; Dalton 1-5

**TACKLES (Solo-Ast-Total) — ULM:** Fauntroy 3-6-9; Glass Jr. 5-4-9; Hopkins 0-6-6 **TROY:** Lafayette 1-7-8; Conerly-Goodly 0-8-8; Cutts 2-5-7

Oct. 5, 2024   Malone Stadium (19,976)   Monroe, La.					
	JAMES MADISON				19
	ULM				21

SCORE BY QUARTERS	1	2	3	4	F	
James Madison (4-1, 0-1)	10	3	0	6	—	19
ULM (4-1, 2-0)	0	14	0	7	—	21

## SCORING SUMMARY

### FIRST QUARTER

JMU – Barnett III 27-yard run (Ruelas kick), 12:42 left (6 plays, 67 yards, TOP 2:12)  
JMU – Ruelas 48-yard field goal, 8:56 left (4 plays, -3 yards, TOP 1:23)

### SECOND QUARTER

ULM – Hardy 38-yard run (Larson kick), 5:45 left (6 plays, 50 yards, TOP 3:04)  
ULM – Knudsen 82-yard fumble recovery (Larson kick), 1:31 left  
JMU – Ruelas 39-yard field goal, 0:00 left (10 plays, 63 yards, TOP 1:23)

### THIRD QUARTER

--

### FOURTH QUARTER

ULM – Godfrey 12-yard pass from Armenta (Larson kick), 10:30 left (11 plays, 63 yards, TOP 7:13)  
JMU – Purdy 1-yard run (Barnett III pass failed), 4:04 left (15 plays, 75 yards, TOP 6:26)

## TEAM STATISTICS

	JMU	ULM
First Downs	24	15
Rushes-Yards	34-148	30-110
Passing Yards	251	147
Passes (Comp-Att-Int)	20-47-0	17-30-1
Total Offense (Plays-Yards)	81-399	60-257
Punts (No.-Avg.)	3-35	6-34.8
Fumbles-Lost	1-1	1-1
Penalties-Yards	11-63	8-75
Possession Time	28:56	31:04

## INDIVIDUAL STATISTICS

**RUSHING (No-Yards) – JMU:** Pettaway 13-62; Barnett III 15-49; Purdy 4-16; Knight 1-16; Evans 1-5 **ULM:** Hardy 14-82; Jones 10-19; Armenta 4-6; Curry 1-4

**PASSING (Comp-Att-Int) – JMU:** Barnett III 20-47-0 **ULM:** Armenta 17-30-1

**RECEIVING (No-Yards) – JMU:** Knight 4-67; Thompson 5-59; Dollison 3-46; Kyle 3-30; Pettaway 2-25; Ross 2-20; Purdy 1-4 **ULM:** Godfrey 7-60; Cole 2-46; D. Wells 2-11; J. Campbell 1-10; Nixon 1-9; Griffin 1-5; McGruder 1-5; Green 1-2; Sullivan Jr. 1-(-1)

**TACKLES (Solo-Ast-Total) – JMU:** Thomas 4-3-7; Manns 2-5-7; Dobbs 4-3-7 **ULM:** Williams Jr. 4-5-9; Glass Jr. 2-5-7; Hopkins 3-3-6

Oct. 12, 2024   Malone Stadium (22,645)   Monroe, La.					
	SOUTHERN MISS				21
	ULM				38

SCORE BY QUARTERS	1	2	3	4		F
Southern Miss (1-5, 0-2)	3	3	8	7	—	21
ULM (5-1, 3-0)	7	7	3	21	—	38

## SCORING SUMMARY

### FIRST QUARTER

USM – Gibbs 22-yard field goal, 3:08 left (11 plays, 59 yards, 5:35)  
ULM – Hardy 34-yard run (Larson kick), 0:00 left (6 plays, 75 yards, TOP 3:08)

### SECOND QUARTER

ULM – Jones 36-yard pass from Armenta (Larson kick), 13:19 left (3 plays, 43 yards, TOP 0:55)  
USM – Gibbs 37-yard field goal, 0:02 left (7 plays, 80 yards, TOP 1:39)

### THIRD QUARTER

ULM – Larson 47-yard field goal, 8:50 left (7 plays, 43 yards, TOP 4:05)  
USM – Myers 69-yard blocked field goal return (Mims pass), 2:08 left

### FOURTH QUARTER

ULM – Nixon 6-yard pass from Armenta (Larson kick), 14:09 left (6 plays, 75 yards, TOP 2:58)  
ULM – Armenta 4-yard run (Larson kick), 9:04 left (6 plays, 49 yards, TOP 3:28)  
ULM – Hardy 31-yard run (Stagg kick), 2:43 left (2 plays, 34 yards, TOP 0:55)  
USM – Clay 1-yard run (Gibbs kick), 0:22 left (9 plays, 78 yards, TOP 2:16)

## TEAM STATISTICS

	USM	ULM
First Downs	18	17
Rushes-Yards	38-182	42-246
Passing Yards	165	186
Passes (Comp-Att-Int)	9-26-1	12-19-0
Total Offense (Plays-Yards)	64-347	61-432
Punts (No.-Avg.)	6-40.8	5-46
Fumbles-Lost	1-1	2-0
Penalties-Yards	11-69	6-52
Possession Time	26:45	33:15

## INDIVIDUAL STATISTICS

**RUSHING (No-Yards) – USM:** Crawford 17-70; Clay 8-47; Clark 10-46; Washington 3-19 **ULM:** Hardy 15-121; Armenta 7-52; Jones 10-39; Herring 3-24; Curry 3-18; C. Smith 1-4; D. Wells 1-1

**PASSING (Comp-Att-Int) – USM:** Crawford 9-26-1 **ULM:** Armenta 12-19-0

**RECEIVING (No-Yards) – USM:** Jackson 1-47; Simmons 2-46; Reid 1-20; Jesiolowski 2-18; Clay 1-16; Mims 1-11; Clark 1-7 **ULM:** Hardy 2-53; Godfrey 3-48; Jones 1-36; D. Wells 2-32; Cole 1-9; Nixon 1-6; Green 1-3; Sullivan Jr. 1-(-1)

**TACKLES (Solo-Ast-Total) – USM:** Pinkney 2-6-8; Sims 1-6-7; Caraway Jr. 3-3-6 **ULM:** Fauntroy 2-7-9; Glass Jr. 1-6-7; K. Wells 4-2-6



Oct. 26, 2024   Hancock Whitney Stadium (16,746)   Mobile, Ala.		
	ULM	17
	SOUTH ALABAMA	46

SCORE BY QUARTERS	1	2	3	4		F
ULM (5-2, 3-1)	7	10	0	0	—	17
South Alabama (4-4, 3-1)	7	5	20	14	—	46

SCORING SUMMARY

FIRST QUARTER

USA – Bullock 4-yard run (Marjan kick), 10:19 left (8 plays, 70 yards, TOP 3:00)  
ULM – D. Wells 51-yard pass from Armenta (Larson kick), 8:07 left (4 plays, 65 yards, TOP 2:12)

SECOND QUARTER

ULM – Herring 44-yard run (Larson kick), 10:06 left (6 plays, 80 yards, TOP 2:56)  
USA – Team safety, 4:33 left  
USA – Marjan 48-yard field goal, 2:24 left (7 plays, 28 yards, TOP 2:02)  
ULM – Larson 28-yard field goal, 0:00 left (6 plays, 70 yards, TOP 1:08)

THIRD QUARTER

USA – Bothwell 3-yard run (Marjan kick), 11:56 left (9 plays, 74 yards, TOP 2:58)  
USA – Bullock 13-yard run (Marjan kick failed), 9:45 left (5 plays, 28 yards, TOP 2:02)  
USA – Lopez 5-yard run (Marjan kick), 3:13 left (9 plays, 60 yards, TOP 3:55)

FOURTH QUARTER

USA – Bothwell 1-yard run (Marjan kick), 3:54 left (11 plays, 93 yards, TOP 6:29)  
USA – McReynolds 24-yard run (Marjan kick), 1:47 left (2 plays, 36 yards, TOP 00:15)

TEAM STATISTICS

	ULM	USA
First Downs	15	28
Rushes-Yards	38-213	48-355
Passing Yards	149	168
Passes (Comp-Att-Int)	11-24-2	18-30-0
Total Offense (Plays-Yards)	62-362	78-523
Punts (No.-Avg.)	5-40	4-50
Fumbles-Lost	1-0	1-1
Penalties-Yards	2-10	6-70
Possession Time	30:00	30:00

INDIVIDUAL STATISTICS

**RUSHING (No-Yards) – ULM:** Hardy 20-104; Herring 4-72; Jones 6-39; Armenta 4-20; Curry 3-3 **USA:** Bullock 18-141; Bothwell 17-119; McReynolds 8-73; Lopez 3-25

**PASSING (Comp-Att-Int) – ULM:** Armenta 11-23-2; Herring 0-1-0 **USA:** Lopez 18-30-0

**RECEIVING (No-Yards) – ULM:** J. Campbell 2-77; D. Wells 2-60; W. Campbell VI 2-11; Sullivan Jr. 1-6; Green 1-3; Jones 1-1; Nixon 1-(-3); Hardy 1-(-6) **USA:** Pritchett 11-89; Voisin 3-36; Webb 2-23; Sandgren 1-16; Thomas-Jones 1-4

**TACKLES (Solo-Ast-Total) – ULM:** Williams Jr. 9-3-12; Fauntroy 4-3-7; Glass Jr. 3-4-7 **USA:** Hughes 2-5-7; Myrick 3-4-7; Strong Jr. 3-3-6

Nov. 2, 2024   Joan D. Edwards Stadium (21,478)   Huntington, W.Va.		
	ULM	23
	MARSHALL	28

SCORE BY QUARTERS	1	2	3	4		F
ULM (5-3, 3-2)	7	7	0	9	—	23
Marshall (5-3, 3-1)	7	7	0	14	—	28

SCORING SUMMARY

FIRST QUARTER

MAR – Turner 6-yard run (Verhoff kick), 6:47 left (6 plays, 38 yards, TOP 2:37)  
ULM – Jones 41-yard pass from Armenta (Larson kick), 3:39 left (6 plays, 75 yards, TOP 3:08)

SECOND QUARTER

ULM – Hardy 80-yard run (Larson kick), 10:33 left (1 play, 80 yards, TOP 0:11)  
MAR – Payne 1-yard run (Verhoff kick), 3:52 left (9 plays, 83 yards, TOP 3:25)

THIRD QUARTER

--

FOURTH QUARTER

ULM – Larson 29-yard field goal, 14:07 left (8 plays, 42 yards, TOP 4:08)  
MAR – Fitzpatrick 33-yard pass from Braxton (Verhoff kick), 13:20 left (2 plays, 78 yards, TOP 0:40)  
MAR – Payne 8-yard run (Verhoff kick), 3:17 left (6 plays, 48 yards, TOP 3:28)  
ULM – Cole 26-yard pass from Armenta (Armenta pass failed), 1:48 left (4 plays, 75 yards, TOP 1:29)

TEAM STATISTICS

	ULM	MAR
First Downs	17	20
Rushes-Yards	45-239	43-198
Passing Yards	149	166
Passes (Comp-Att-Int)	9-31-1	10-19-0
Total Offense (Plays-Yards)	58-388	62-364
Punts (No.-Avg.)	4-38.2	3-47.3
Fumbles-Lost	1-0	1-0
Penalties-Yards	5-40	2-20
Possession Time	32:27	27:33

INDIVIDUAL STATISTICS

**RUSHING (No-Yards) – ULM:** Hardy 25-206; Jones 9-50; Herring 1-3; Galloway 2-3; D. Wells 1-1; Nixon 1-1; Armenta 6-(-25) **MAR:** Houston 9-80; Payne 8-51; Turner 12-49; Braxton 12-25

**PASSING (Comp-Att-Int) – ULM:** Armenta 9-13-1 **MAR:** Braxton 10-19-0

**RECEIVING (No-Yards) – ULM:** Jones 2-43; Cole 2-42; Griffin 1-31; D. Wells 3-27; Godfrey 1-6 **MAR:** Montgomery 4-68; Fitzpatrick 2-44; Houston 2-29; Chester 1-22; Chapman 1-3

**TACKLES (Solo-Ast-Total) – ULM:** Randle 0-9-9; K. Wells 3-6-9; Pullen 4-4-8 **MAR:** Yates 1-9-10; Green 4-5-9; Roberts 5-2-7

Nov. 9, 2024   Malone Stadium (13,720)   Monroe, La.					
	TEXAS STATE				38
	ULM				17

SCORE BY QUARTERS	1	2	3	4	F	
Texas State (5-4, 3-2)	14	14	0	10	—	38
ULM (5-4, 3-3)	0	0	14	3	—	17

## SCORING SUMMARY

### FIRST QUARTER

TXST – Hankins 3-yard run (Shipley kick), 7:25 left (9 plays, 76 yards, TOP 3:57)  
 TXST – Wilson 41-yard pass from McCloud (Shipley kick), 1:55 left (1 play, 41 yards, TOP 0:08)

### SECOND QUARTER

TXST – McCloud 6-yard run (Shipley kick), 12:04 left (6 plays, 33 yards, TOP 2:56)  
 TXST – Jackson 2-yard run (Shipley kick), 0:12 left (14 plays, 83 yards, TOP 3:52)

### THIRD QUARTER

ULM – Hardy 1-yard run (Larson kick), 7:48 left (13 plays, 75 yards, TOP 7:12)  
 ULM – Hardy 1-yard run (Larson kick), 2:38 left (8 plays, 63 yards, TOP 3:49)

### FOURTH QUARTER

TXST – Shipley 32-yard field goal, 8:28 left (6 plays, 18 yards, TOP 3:27)  
 ULM – Larson 31-yard field goal, 6:02 left (8 plays, 62 yards, TOP 2:26)  
 TXST – Jackson 13-yard run (Shipley kick), 0:56 left (10 plays, 75 yards, TOP 5:05)

## TEAM STATISTICS

	TXST	ULM
First Downs	21	18
Rushes-Yards	54-326	39-159
Passing Yards	72	119
Passes (Comp-Att-Int)	8-14-0	13-24-1
Total Offense (Plays-Yards)	68-398	63-278
Punts (No.-Avg.)	6-39.5	5-39.8
Fumbles-Lost	2-0	6-1
Penalties-Yards	5-55	2-5
Possession Time	31:01	28:59

## INDIVIDUAL STATISTICS

**RUSHING (No-Yards) – TXST:** Jackson 16-119; Hankins 16-117; Mahdi 9-45; Pare 8-38; Burgess Jr. 3-7; McCloud 2-0 **ULM:** Hardy 20-105; Jones 6-30; Galloway 3-25; D. Wells 1-7; Herring 2-3; Armenta 6-(-7)

**PASSING (Comp-Att-Int) – TXST:** McCloud 4-5-0; Jackson 4-9-0 **ULM:** Armenta 13-24-1

**RECEIVING (No-Yards) – TXST:** Wilson 3-53; Hobert 4-13; Mahdi 1-6 **ULM:** D. Wells 3-37; Sullivan Jr. 2-27; W. Campbell VI 2-20; Cole 1-15; Nixon 2-12; Griffin 1-6; Godfrey 2-2

**TACKLES (Solo-Ast-Total) – TXST:** Neal 4-3-7; Harris 2-4-6; Alexander 1-5-6 **ULM:** Randle 5-10-15; Williams Jr. 6-4-10; Glass Jr. 2-8-10

Nov. 16, 2024   Jordan-Hare Stadium (88,043)   Auburn, Ala.					
	ULM				14
	AUBURN				48

SCORE BY QUARTERS	1	2	3	4		F
ULM (5-5)	0	0	7	7	—	14
Auburn (4-6)	10	14	14	10	—	48

## SCORING SUMMARY

### FIRST QUARTER

AUB – Coleman 20-yard pass from Thorne (Vachon kick), 10:57 left (8 plays, 60 yards, TOP 2:24)  
 AUB – Vachon 22-yard field goal, 5:21 left (8 plays, 50 yards, TOP 2:43)

### SECOND QUARTER

AUB – Coleman 3-yard pass from Thorne (Vachon kick), 7:44 left (16 plays, 99 yards, TOP 7:34)  
 AUB – Lambert-Smith 30-yard pass from Thorne (Vachon kick), 0:06 left (6 plays, 74 left, TOP 1:19)

### THIRD QUARTER

ULM – Hardy 1-yard run (Larson kick), 8:09 left (8 plays, 76 yards, TOP 5:02)  
 AUB – Coleman 22-yard pass from Thorne (Vachon kick), 4:37 left (10 plays, 70 yards, TOP 3:25)  
 AUB – Simmons 40-yard pass from Thorne (Vachon kick), 1:16 left (3 plays, 62 yards, TOP 1:18)

### FOURTH QUARTER

AUB – Alston 7-yard run (Vachon kick ), 11:48 left (3 plays, 12 yards, TOP 0:46)  
 AUB – Vachon 26-yard field goal, 1:48 left (12 plays, 56 yards, TOP 6:59)  
 ULM – Bibbs 65-yard pass from Booty (Larson kick), 0:08 left (3 plays, 75 yards, TOP 1:39)

## TEAM STATISTICS

	ULM	AUB
First Downs	9	26
Rushes-Yards	36-64	38-203
Passing Yards	154	304
Passes (Comp-Att-Int)	9-16-0	24-37-0
Total Offense (Plays-Yards)	52-218	75-507
Punts (No.-Avg.)	7-40	2-45.5
Fumbles-Lost	2-0	1-1
Penalties-Yards	2-20	0-0
Possession Time	29:17	30:43

## INDIVIDUAL STATISTICS

**RUSHING (No-Yards) – ULM:** Hardy 15-60; Jones 12-40; Curry 2-10; Armenta 5-(-22) **AUB:** Hunter 14-102; Alston 5-29; Cobb 7-29; Thorne 7-27; White 4-18

**PASSING (Comp-Att-Int) – ULM:** Armenta 8-15-0; Booty 1-1-0 **AUB:** Thorne 22-32-0; White 2-5-0

**RECEIVING (No-Yards) – ULM:** Bibbs 1-65; Griffin 1-37; Sullivan Jr. 1-19; Cole 2-12; McGruder 1-10; D. Wells 1-6; Hardy 1-3; Godfrey 1-2 **AUB:** Lambert-Smith 6-104; Coleman 8-100; Simmons 6-63; Fairweather 2-30; Brown 1-5; Hunter 1-2

**TACKLES (Solo-Ast-Total) – ULM:** Williams Jr. 11-2-13; Randle 4-1-5; Godsey Jr. 4-1-5 **AUB:** Thompson 3-2-5; Lee 5-0-5; Harris 1-4-5



Nov. 23, 2024   Centennial Bank Stadium (14,029)   Jonesboro, Ark.		
	ULM	21
	ARKANSAS STATE	28

SCORE BY QUARTERS	1	2	3	4	F
ULM (5-6, 3-4)	7	0	7	7	— 21
Arkansas State (7-4, 5-2)	7	7	7	7	— 28

SCORING SUMMARY

FIRST QUARTER

ULM – Godfrey 26-yard pass from Armenta (Larson kick), 12:27 left (5 plays, 75 yards, TOP 2:33)

ASU – Wallace 2-yard run (Van Anel kick), 6:50 left (14 plays, 74 yards, TOP 5:32)

SECOND QUARTER

ASU – Rucker 32-yard pass from Raynor (Van Anel kick), 7:52 left (9 plays, 53 yards, TOP 3:24)

THIRD QUARTER

ULM – Hardy 72-yard run (Larson kick), 11:59 left (2 plays, 65 yards, TOP 1:01)

ASU – Summers 12-yard pass from Raynor (Van Anel kick), 0:40 left (14 plays, 69 yards, TOP 6:26)

FOURTH QUARTER

ULM – Hardy 1-yard run (Larson kick), 9:15 left (10 plays, 70 yards, TOP 6:25)

ASU – Jackson 44-yard pass from Raynor (Van Anel kick), 7:58 left (3 plays, 61 yards, TOP 1:12)

TEAM STATISTICS

	ULM	ASU
First Downs	19	21
Rushes-Yards	28-256	39-187
Passing Yards	137	170
Passes (Comp-Att-Int)	11-22-1	18-26-0
Total Offense (Plays-Yards)	60-393	65-357
Punts (No.-Avg.)	3-31.3	5-41.6
Fumbles-Lost	1-1	0-0
Penalties-Yards	8-70	7-80
Possession Time	31:19	28:41

INDIVIDUAL STATISTICS

**RUSHING (No-Yards) – ULM:** Hardy 30-204; Armenta 8-52 **ASU:** Wallace 18-130; Spencer 6-31; Raynor 12-22; Cross 2-5

**PASSING (Comp-Att-Int) – ULM:** Armenta 11-22-1 **ASU:** Raynor 18-26-0

**RECEIVING (No-Yards) – ULM:** Godfrey 5-58; Griffin 1-37; D. Wells 2-21; Cole 1-17; Hardy 2-4 **ASU:** Jackson 6-69; Rucker 3-49; Stevenson Jr. 3-20; Jones 2-15; Summers 1-12; Cross 1-5; Spencer 1-1; Wallace 1-(-1)

**TACKLES (Solo-Ast-Total) – ULM:** Randle 9-0-9; Knudsen 5-0-5; Williams Jr. 4-0-4 **ASU:** Willekes 6-3-9; Thomas 4-4-8; Ham 5-1-6

Nov. 30, 2024   Malone Stadium (15,006)   Monroe, La.		
	RAGIN' CAJUNS	37
	ULM	23

SCORE BY QUARTERS	1	2	3	4	F
Ragin' Cajuns (10-2, 7-1)	6	7	7	17	— 37
ULM (5-7, 3-5)	3	10	3	7	— 23

SCORING SUMMARY

FIRST QUARTER

ULM – Larson 25-yard field goal, 7:26 left (8 plays, 35 yards, TOP 3:42)

ULL – Perry 1-yard run (Almendares kick failed), 2:14 left (6 plays, 27 yards, TOP 1:44)

SECOND QUARTER

ULM – Griffin 7-yard pass from Armenta (Larson kick), 10:23 left (7 plays, 72 yards, TOP 3:44)

ULL – LeGendre 6-yard pass from Fields (Almendares kick), 4:03 left (11 plays, 88 yards, TOP 5:36)

ULM – Larson 47-yard field goal, 0:19 left (11 plays, 48 yards, TOP 3:41)

THIRD QUARTER

ULL – Smith 4-yard pass from Fields (Almendares kick), 11:09 left (7 plays, 80 yards, TOP 3:46)

ULM – Larson 29-yard field goal, 2:32 left (15 plays, 64 yards, TOP 8:37)

FOURTH QUARTER

ULL – Perry 7-yard run (Almendares kick), 11:30 left (13 plays, 65 yards, TOP 5:54)

ULL – Almendares 26-yard field goal, 6:07 left (8 plays, 41 yards, TOP 3:55)

ULM – Hardy 8-yard run (Larson kick), 3:52 left (7 plays, 75 yards, TOP 2:15)

ULL – Davis 24-yard run (Almendares kick), 1:05 left (8 plays, 75 yards, TOP 2:47)

TEAM STATISTICS

	ULL	ULM
First Downs	21	20
Rushes-Yards	44-223	36-167
Passing Yards	188	168
Passes (Comp-Att-Int)	17-26-1	15-31-3
Total Offense (Plays-Yards)	70-411	67-335
Punts (No.-Avg.)	2-37	3-41
Fumbles-Lost	3-1	1-0
Penalties-Yards	3-15	5-35
Possession Time	31:00	29:00

INDIVIDUAL STATISTICS

**RUSHING (No-Yards) – ULL:** Perry 19-150; Davis 17-78; Fields 6-(-3) **ULM:** Hardy 28-172; Godfrey 1-22; Jones 2-5; Armenta 5-(-32)

**PASSING (Comp-Att-Int) – ULL:** Fields 17-26-1 **ULM:** Armenta 15-31-3

**RECEIVING (No-Yards) – ULL:** Bernard 3-42; Williams 2-37; LeGendre 4-34; Broussard 2-32; Carter 2-27; Smith 2-11; Davis 1-3; Jensen 1-2 **ULM:** Sullivan Jr. 2-39; Griffin 2-37; Nixon 2-25; Cole 3-24; Green 1-23; Hardy 1-11; Godfrey 2-6; D. Wells 2-3

**TACKLES (Solo-Ast-Total) – ULL:** Ossai 3-10-13; Lewis 3-7-10; Lawson 2-5-7 **ULM:** Glass Jr. 4-7-11; Randle 4-6-10; Williams Jr. 2-7-9

## SINGLE GAME RECORDS

### TEAM OFFENSE

#### RUSHING ATTEMPTS

- 80 vs. Drake, 1975
- 76 vs. Tampa, 1966
- 73 vs. Texas State, 2016
- 73 vs. Louisiana Tech, 1967
- 70 vs. Richmond, 1973

#### RUSHING YARDS

- 502 vs. Alcorn State, 1992
- 400 vs. Stephen F. Austin, 1968
- 390 vs. Southeastern Oklahoma, 1951
- 382 vs. UL Lafayette, 1961
- 381 vs. Delta State, 1956

#### RUSHING TOUCHDOWNS

- 8 vs. Alcorn State, 1992
- 8 vs. Southeastern Oklahoma, 1951
- 7 vs. UL Lafayette, 2017
- 5 vs. Coastal Carolina, 2018
- 5 vs. Georgia State, 2016
- 5 vs. Texas Southern, 2009
- 5 vs. North Texas, 1993
- 5 vs. Stephen F. Austin, 1968

#### PASSES ATTEMPTED

- 71 vs. Stephen F. Austin, 1989
- 69 vs. Wake Forest, 2013
- 68 vs. Arkansas, 2012
- 66 vs. Louisiana Tech, 1982
- 61 vs. Northwestern State, 1981

#### PASSES COMPLETED

- 46 vs. Stephen F. Austin, 1989
- 43 vs. Wake Forest, 2013
- 42 vs. Arkansas, 2012
- 39 vs. UL Lafayette, 2014
- 37 vs. Arkansas State, 2012

#### PASSING YARDS

- 619 vs. Stephen F. Austin, 1989
- 486 vs. Nevada, 1995
- 486 vs. Eastern Kentucky, 1987
- 483 vs. UL Lafayette, 2014
- 479 vs. Central Florida, 1996

#### TOUCHDOWN PASSES

- 5 vs. New Mexico State, 2015
- 5 vs. Troy, 2013
- 5 vs. North Texas, 2010
- 5 vs. Portland State, 1998
- 5 vs. Nevada, 1995
- 5 vs. McNeese State, 1992
- 5 vs. Stephen F. Austin, 1989
- 5 vs. Southeastern Louisiana, 1981

#### INTERCEPTIONS THROWN

- 7 vs. McNeese State, 1980
- 7 vs. UL Lafayette, 1970
- 6 vs. Louisiana Tech, 1988
- 5 vs. Arkansas, 2006
- 5 vs. Troy, 2001
- 5 vs. Delta State, 1969
- 5 vs. East Carolina, 1965

#### TOTAL PLAYS

- 104 vs. Wake Forest, 2013
- 103 vs. Arkansas, 2012
- 98 at Texas State, 2021
- 96 vs. Southeastern Louisiana, 2018
- 96 vs. Texas State, 2016

#### TOTAL OFFENSE

- 742 vs. Alcorn State, 1992
- 654 vs. Utah State, 2002
- 628 vs. Stephen F. Austin, 1989
- 624 vs. Middle Tennessee, 2007
- 617 vs. West Texas State, 1976

#### POINTS SCORED

- 78 vs. Alcorn State, 1992
- 66 vs. Ouachita Baptist, 1951
- 63 vs. Tulane, 2012
- 62 vs. Weber State, 1994
- 61 vs. North Texas, 1993

#### TOTAL TOUCHDOWNS

- 11 vs. Alcorn State, 1992
- 9 vs. North Texas, 1993
- 9 vs. Ouachita Baptist, 1951

#### TOTAL FIRST DOWNS

- 36 vs. Alcorn State, 1992
- 35 vs. West Texas State, 1976
- 31 vs. Southeastern Louisiana, 2018
- 31 vs. Georgia State, 2016
- 31 vs. Texas State, 2016
- 31 vs. Baylor, 2012
- 31 vs. FIU, 2009
- 31 vs. Eastern Kentucky, 1987
- 31 vs. Eastern Michigan, 1975

#### FIRST DOWNS BY RUSHING

- 26 vs. Alcorn State, 1992
- 25 vs. Louisiana Tech, 1967
- 23 vs. Drake, 1975
- 20 vs. West Texas State, 1976
- 20 vs. Stephen F. Austin, 1968

#### FIRST DOWNS BY PASSING

- 23 vs. Eastern Kentucky, 1987
- 22 vs. Arkansas, 2012
- 21 vs. Stephen F. Austin, 1989
- 21 vs. Southern Miss, 1986
- 20 vs. Idaho, 2017
- 20 vs. Nevada, 1995

#### FUMBLES LOST

- 6 vs. Southeastern Louisiana, 1960
- 6 vs. Delta State, 1955
- 6 vs. Southeastern Louisiana, 1954
- 5 vs. Northwestern State, 1993
- 5 vs. Northwestern State, 1991
- 5 vs. Jacksonville State, 1973
- 5 vs. McNeese State, 1973
- 5 vs. UL Lafayette, 1971
- 5 vs. Chattanooga, 1969

#### YARDS PENALIZED

- 168 vs. Idaho, 2004
- 168 vs. Northwestern State, 1981
- 158 vs. Nicholls State, 2015
- 147 vs. McNeese State, 2002
- 146 vs. Utah State, 2002

#### MOST PUNTS

- 13 vs. Kansas State, 2002
- 13 vs. Southeast Missouri, 1965
- 12 at Alabama, 2022
- 12 vs. Arkansas State, 2015
- 12 vs. Alabama, 2015
- 12 vs. Florida, 2001

## TEAM DEFENSE

### RUSHING ATTEMPTS

- 9 by Northwestern State, 1987
- 15 by Wake Forest, 2013
- 17 by Jackson State, 2021
- 17 by UL Lafayette, 2011
- 19 by Middle Tennessee, 2012
- 19 by Lamar, 1981

### RUSHING YARDS

- 80 by Nicholls State, 1973
- 79 by Louisiana Tech, 1970
- 30 by Louisiana Tech, 1962
- 29 by Nicholls State, 1982
- 25 by Nicholls State, 1981

### PASSES ATTEMPTED

- 3 by Wofford, 2000
- 3 by West Texas State, 1976
- 3 by Eastern Michigan, 1975
- 4 by Army, 2022
- 4 by Arkansas State, 1981
- 4 by Arkansas State, 1972

### PASSES COMPLETED

- 0 by Eastern Michigan, 1975
- 0 by Pacific, 1975
- 0 by Louisiana College, 1966
- 0 by Delta State, 1962
- 0 by McNeese State, 1961

### PASSING YARDS

- 5 by Sam Houston State, 1988
- 1 by UL Lafayette, 1967
- 0 by UL Lafayette, 2016
- 0 by Nicholls State, 2000
- 0 by Eastern Michigan, 1975
- 0 by Louisiana College, 1966
- 0 by Delta State, 1962
- 0 by McNeese State, 1961

### PASSES INTERCEPTED

- 6 vs. Nicholls State, 1984
- 5 vs. Alcorn State, 1992
- 5 vs. UT Arlington, 1982
- 5 vs. Northwestern State, 1978
- 5 vs. Southeastern Louisiana, 1968

### FEWEST TOTAL PLAYS

- 35 vs. Louisiana College, 1966
- 35 by Jacksonville State, 1960
- 39 by Arkansas State, 1983
- 39 by Tampa, 1964
- 40 by Southeast Missouri, 1966

### FEWEST YARDS TOTAL OFFENSE

- 42 by Nicholls State, 1973
- 51 by Louisiana College, 1966
- 55 by Jacksonville State, 1960
- 81 by Quantico Marines, 1968
- 94 by Wake Forest, 2014

### FEWEST POINTS ALLOWED

- 35 shutouts
- Most Recent:
- 0 by Nicholls State, 2015

### FEWEST TOTAL FIRST DOWNS

- 2 by Louisiana College, 1966
- 3 by Jacksonville State, 1960
- 4 by Grambling State, 2011
- 4 by UL Lafayette, 1967
- 5 by Wake Forest, 2014
- 5 by Sam Houston State, 1989
- 5 by Lamar, 1984

### FEWEST FIRST DOWNS BY RUSHING

- 0 by Lamar, 1984
- 0 by Northwestern State, 1982
- 0 by Louisiana Tech, 1970
- 1 by Jackson State, 2021
- 1 by Grambling State, 2011
- 1 by Grambling State, 2007
- 1 by FIU, 2006
- 1 by Louisiana Tech, 1988
- 1 by Nicholls State, 1973
- 1 by Pensacola Navy, 1970

### FEWEST FIRST DOWNS BY PASSING

- 0 by UL Lafayette, 2016
- 0 by Wofford, 2000
- 0 by Nicholls State, 2000
- 0 by Sam Houston State, 1989
- 0 by Sam Houston State, 1988
- 0 by Eastern Michigan, 1975
- 0 by Eastern Michigan, 1970
- 0 by UL Lafayette, 1967
- 0 by Delta State, 1962
- 0 by McNeese State, 1961
- 0 by McNeese State, 1960

### FUMBLES RECOVERED

- 6 vs. UL Lafayette, 1970
- 5 vs. Mississippi College, 1991
- 5 vs. Texas State, 1987
- 5 vs. UL Lafayette, 1983
- 5 vs. North Dakota, 1974
- 5 vs. McNeese State, 1972
- 5 vs. Stephen F. Austin, 1968
- 5 vs. Ouachita Baptist, 1951
- 5 vs. McNeese State, 1951

### MOST TURNOVERS FORCED

- 8 vs. Texas State, 1987
- 8 vs. UL Lafayette, 1983
- 8 vs. Nicholls State, 1978
- 8 vs. Lamar, 1975
- 8 vs. McNeese State, 1972
- 8 vs. Stephen F. Austin, 1968

### PUNTS FORCED

- 12 by Lamar, 1984
- 12 by Nicholls State, 1972
- 12 by Northwestern State, 1965
- 11 by Arkansas State, 2015
- 11 by UL Lafayette, 1999
- 11 by Arkansas State, 1993
- 11 by Sam Houston State, 1989
- 11 by Louisiana Tech, 1984
- 11 by McNeese State, 1984
- 11 by Quantico Marines, 1968

### SACKS

- 11 vs. Lamar, 1983
- 10 vs. Nicholls State, 1981
- 9 vs. Central Florida, 1997
- 8 vs. New Mexico State, 2015
- 8 vs. Louisiana Tech, 1986
- 8 vs. Central Florida, 1984
- 8 vs. Louisiana Tech, 1983
- 8 vs. Southeastern Louisiana, 1982
- 8 vs. UT Arlington, 1982

### TACKLES FOR LOSS

- 21 vs. Nicholls State, 1973
- 17 vs. FIU, 2012
- 16 vs. New Mexico State, 2015
- 15 vs. Louisiana Tech, 1986
- 15 vs. UL Lafayette, 1982
- 15 vs. Louisiana Tech, 1962

### PASS BREAK-UPS

- 12 vs. Portland State, 1998
- 12 vs. Lamar, 1980
- 11 vs. Northwestern State, 1997
- 11 vs. Alcorn State, 1992
- 11 vs. Troy, 1970

## SEASON RECORDS

### FIRST DOWNS

1.	324	1975
2.	309	2012
3.	294	1992
4.	272	2019
5.	264	1993
6.	263	2011
7.	259	2017
8.	251	2007
9.	247	2016
10.	246	2018

### RUSHING YDS

1.	2,930	1992
2.	2,581	1983
3.	2,508	2007
4.	2,487	2019
5.	2,381	1956
6.	2,335	1993
7.	2,264	1967
8.	2,241	1973
9.	2,218	1966
10.	2,215	1968

### RUSHING YDS PER GAME

1.	254.5	1951
2.	238.1	1956
3.	234.6	1983
4.	226.4	1967
5.	225.4	1992
6.	224.1	1973
7.	221.8	1966
8.	221.5	1968
9.	209.0	2007
10.	207.2	2019

### RUSHING TDS

1.	37	1992
2.	29	2019
3.	28	1951
4.	27	2017
5.	26	1975
6.	25	1993
	25	1956
8.	24	2012
	24	1987
10.	22	2018
	22	2011

### PASSING YDS

1.	4,559	1987
2.	3,779	2012
3.	3,452	2017
4.	3,362	1993
5.	3,359	2014
6.	3,190	1992
7.	3,180	1981
8.	3,044	2019
9.	3,041	1982
10.	2,970	2018

### PASSING YDS PER GAME

1.	303.9	1987
2.	290.7	2012
3.	289.1	1981
4.	287.7	2017
5.	280.2	1993
6.	279.9	2014
7.	276.5	1982
8.	262.9	1985
9.	260.1	1995
10.	257.1	1980

### PASSING TDS

1.	34	1993
2.	33	2012
	33	1987
4.	26	1981
5.	25	2015
	25	1992
7.	22	2017
	22	2013
	22	1995
10.	21	2019

### TOTAL YDS

1.	6,120	1992
2.	5,970	1987
3.	5,697	1993
4.	5,626	2012
5.	5,531	2019
6.	5,496	2017
7.	4,978	2018
8.	4,708	2009
9.	4,687	2011
10.	4,628	2007

### TOTAL YDS PER GAME

1.	474.8	1993
2.	470.8	1992
3.	460.9	2019
4.	458.0	2017
5.	432.8	2012
6.	414.8	2018
7.	398.0	1987
8.	393.4	1981
9.	392.3	2009
	392.3	1982

### TOTAL POINTS

1.	484	1987
2.	482	1992
3.	462	1993
4.	440	2012
5.	407	2017
6.	379	2019
7.	319	2018
8.	313	1982
9.	309	1981
10.	307	2009

### SCORING AVERAGE

1.	38.5	1993
2.	37.1	1992
3.	33.9	2017
4.	33.8	2012
5.	32.3	1987
6.	31.6	2019
	31.6	1951
8.	28.5	1982
9.	28.1	1981
10.	26.9	1980

### TOTAL TDS

1.	64	1992
2.	61	2012
3.	60	1993
4.	58	1987
5.	54	2017
6.	51	2019
7.	42	2018
8.	41	1981
9.	40	2011
	40	1982

### FEWEST FIRST DOWNS ALLOWED

1.	112	1962
	112	1960
3.	115	1966
	115	1956
5.	117	1964
6.	127	1965
7.	132	1970
	132	1968
9.	133	1967
10.	135	1961

### RUSHING YDS ALLOWED

1.	728	1968
2.	757	1970
3.	1,030	1966
4.	1,200	2011
5.	1,208	1983
6.	1,269	1967
7.	1,321	2009
8.	1,351	1960
9.	1,361	1988
10.	1,365	1982

### RUSHING YDS ALLOWED PER GAME

1.	72.8	1968
2.	84.1	1970
3.	100.0	2011
4.	103.0	1966
5.	109.8	1983
6.	110.1	2009
7.	123.7	1988
8.	124.1	1982
9.	126.9	1967
10.	131.7	1984

### RUSHING TDS ALLOWED

1.	5	1968
2.	7	1978
	7	1966
4.	8	1983
	8	1967
6.	12	1991
	12	1990
	12	1985
	12	1984
10.	13	2011
	13	1982
	13	1970
	13	1964
	13	1963

### PASSING YDS ALLOWED

1.	482	1956
2.	535	1962
3.	674	1964
4.	689	1960
5.	928	1961
6.	975	1967
7.	987	1966
	987	1965
9.	1,014	1979
10.	1,056	1963

### PASSING YDS ALLOWED PER GAME

1.	48.2	1956
2.	66.9	1962
3.	68.9	1960
4.	84.3	1964
5.	92.2	1979
6.	92.8	1961
7.	97.5	1967
8.	98.7	1966
9.	105.6	1963
10.	106.5	1976

### PASSING TDS ALLOWED

1.	2	1962
2.	4	1964
3.	5	1984
	5	1979
	5	1977
	5	1971
	5	1970
	5	1956
9.	6	1983
	6	1975
	6	1974
	6	1969
	6	1967
	6	1966

### TOTAL YDS ALLOWED

1.	1,624	1951
2.	1,931	1962
3.	2,017	1966
4.	2,040	1960
5.	2,132	1964
6.	2,244	1967
7.	2,329	1970
8.	2,379	1968
9.	2,533	1965
10.	2,572	1961

### TOTAL YDS ALLOWED PER GAME

1.	201.7	1966
2.	203.0	1951
3.	204.0	1960
4.	224.4	1967
5.	237.6	1983
6.	237.9	1968
7.	241.4	1962
8.	244.8	1956
9.	257.2	1961
10.	257.6	1984

### TOTAL POINTS ALLOWED

1.	101	1968
	101	1966
3.	106	1962
4.	111	1967
5.	119	1983
6.	128	1957
	128	
1951		
8.	136	1960
9.	141	1963
10.	144	1978

### POINTS ALLOWED PER GAME

1.	10.1	1968
	10.1	1966
3.	10.8	1983
4.	11.1	1967
5.	13.1	1978
6.	13.3	1962
7.	13.6	1960
8.	14.1	1963
9.	14.5	1984
10.	14.7	1956

### TOTAL TDS ALLOWED

1.	13	1966
2.	14	1983
	14	1968
	14	1967
5.	16	1978
	16	1962
7.	18	1984
8.	19	1970
	19	1964
10.	21	1974
	21	1963

## INDIVIDUAL RUSHING RECORDS

**CAREER** (Statistics include postseason games.)

### RUSHING ATTEMPTS

1.	Roosevelt Potts	1990-92	680
2.	Calvin Dawson	2004-07	663
3.	Frank Goodin	2007-10	648
4.	Kolton Browning	2010-13	558
5.	Joe Profit	1967-70	538
6.	Nathan Johnson	1977-80	498
7.	Cisco Richard	1987-90	471
8.	Caleb Evans	2016-19	468
9.	Steven Jyles	2002-06	438
10.	Steve Mansur	1965-68	435
11.	Tommy Minvielle	1985-88	431
12.	Jyruss Edwards	2010-13	425
13.	Van Lambert	1968-71	415
14.	Kinsmon Lancaster	2005-08	405
15.	Marquis Williams	1996-97	396
16.	Bobby Scafidel	1964-67	389
17.	Bryant Jacobs	2000-02	351
18.	Kenneth Johnson	1984-87	347
19.	Centarius Donald	2010-14	346
	Greg Schaff	1975-78	346

### RUSHING YARDS

1.	Calvin Dawson	2004-07	3378
2.	Roosevelt Potts	1990-92	3127
3.	Frank Goodin	2007-10	2943
4.	Joe Profit	1967-70	2818
5.	Nathan Johnson	1977-80	2330
6.	Caleb Evans	2016-19	2168
7.	Jyruss Edwards	2010-13	1927
8.	Cisco Richard	1987-90	1838
9.	Tommy Minvielle	1985-88	1828
10.	Irving Spikes	1993	1794
11.	Lloyd Ray Smith	1953, 57-58	1738
12.	Josh Johnson	2018-20	1688
13.	Van Lambert	1968-71	1658
14.	Centarius Donald	2010-14	1654
15.	Marquis Williams	1996-97	1590
16.	Bobby Scafidel	1964-67	1579
17.	Kinsmon Lancaster	2005-08	1557
18.	Kolton Browning	2010-13	1545
19.	Bryant Jacobs	2000-02	1527
20.	Greg Robinson	1991-92	1416

### RUSHING AVERAGE (Min. 150 Carries)

1.	Irving Spikes	1993	6.45
2.	Greg Robinson	1991-92	6.13
3.	Lloyd Ray Smith	1953, 57-58	5.83
4.	Ahmad Hardy	2024-25	5.70
5.	Josh Johnson	2018-20	5.48
6.	Joe Profit	1967-70	5.24
7.	Joe Mitchell	1973	5.16
8.	Carson Fields	1994-95	5.15
9.	Robert Johnson	1977-78	5.11
10.	Calvin Dawson	2004-07	5.10
11.	Greg Huskey	1981-83	4.92
12.	Ben Luckett	2015-17	4.90
13.	Centarius Donald	2010-14	4.78
14.	Pete Miles	1994-95	4.77
15.	Jimmy Harris	1983-85	4.76
16.	Austin Vaughn	2016-19	4.75
17.	Jimmy Edwards	1972	4.74
18.	Carson Fields	1994-95	4.69
19.	Nathan Johnson	1977-80	4.68
20.	Ken Newton	1961-63	4.66

### RUSHING TOUCHDOWNS

1.	Caleb Evans	2016-19	36
2.	Calvin Dawson	2004-07	30
3.	Frank Goodin	2007-10	25
4.	Jyruss Edwards	2010-13	23
5.	Greg Robinson	1991-92	22
6.	Steven Jyles	2002-06	21
7.	Joe Profit	1967-70	19
8.	Kolton Browning	2010-13	18
	Eric Foster	1993-95	18
	Roosevelt Potts	1990-92	18
	Nathan Johnson	1977-80	18
12.	Josh Johnson	2018-20	16
13.	Cisco Richard	1987-90	15
	Tommy Minvielle	1985-88	15
15.	Centarius Donald	2010-14	14
	Irving Spikes	1993	14
	Feotis Moore	1979-82	14
18.	Ahmad Hardy	2024-25	13
	Marquis Williams	1996-97	13
20.	Derrick Gore	2017-18	12
	Ben Luckett	2015-17	12
	Eric Foster	1994-95	12

### RUSHING YARDS PER GAME (Min. 12 Games)

1.	Irving Spikes	1993	149.5
2.	Ahmad Hardy	2024-25	112.6
3.	Roosevelt Potts	1990-92	94.8
4.	Greg Robinson	1991-92	74.5
5.	Calvin Dawson	2004-07	73.4
6.	Marquis Williams	1996-97	72.3
7.	Frank Goodin	2007-10	62.6
8.	Josh Johnson	2018-20	56.3
9.	Carson Fields	1994-95	55.6
10.	Nathan Johnson	1977-80	53.0

**SEASON** (Statistics include postseason games.)

### RUSHING ATTEMPTS

1.	Calvin Dawson	2007	281
2.	Jimmy Edwards	1972	280
3.	Irving Spikes	1993	278
4.	Kevin Payne	2003	248
5.	Kenneth Johnson	1986	247
6.	Roosevelt Potts	1990	240
7.	Roosevelt Potts	1991	239
8.	Ahmad Hardy	2024	237
9.	Marquis Williams	1997	231
10.	Frank Goodin	2009	219

### RUSHING YARDS

1.	Irving Spikes	1993	1794
2.	Calvin Dawson	2007	1414
3.	Ahmad Hardy	2024	1351
4.	Jimmy Edwards	1972	1328
5.	Josh Johnson	2019	1298
6.	Calvin Dawson	2006	1210
7.	Frank Goodin	2009	1126
8.	Roosevelt Potts	1991	1103
9.	Bryant Jacobs	2002	1043
10.	Joe Profit	1969	1027

### RUSHING AVERAGE (Min. 10 Carries)

1.	Marcus Green	2017	12.27
2.	Harvey Johnson	1973	11.50
3.	DeVontae McNeal	2012	10.42
4.	Tommy Fagan	1993	9.67
5.	Tavarese Maye	2010	9.36
6.	Trey Revell	2008	9.18
7.	Luther Ambrose	2009	8.89
8.	Marcus Green	2016	8.50
9.	Jakyle Holmes	2021	8.10
10.	Terry Reisig	1967	7.92

### RUSHING TOUCHDOWNS

1.	Irving Spikes	1993	14
2.	Ahmad Hardy	2024	13
	Caleb Evans	2017	13
	Frank Goodin	2009	13
	Greg Robinson	1992	13
6.	Caleb Evans	2019	12
	Calvin Dawson	2007	12
8.	Josh Johnson	2019	11
	Jyruss Edwards	2011	11
	Calvin Dawson	2006	11
	Roosevelt Potts	1992	11

### RUSHING YARDS PER GAME (Min. 100 Carries)

1.	Irving Spikes	1993	149.5
2.	Calvin Dawson	2007	117.8
3.	Ahmad Hardy	2024	112.6
4.	Josh Johnson	2019	108.2
5.	Calvin Dawson	2006	100.8
6.	Roosevelt Potts	1991	100.3
7.	Frank Goodin	2009	93.8
8.	Roosevelt Potts	1990	92.7
9.	Greg Robinson	1992	91.9
10.	Roosevelt Potts	1992	91.3

**SINGLE GAME** (Statistics include postseason games)

### RUSHING ATTEMPTS

1.	Jimmy Edwards (174 yds)	Arkansas State 1972	36
2.	Joe Mitchell (117)	Northwestern St. 1973	34
3.	Bryant Jacobs (139)	ULL 2002	33
	Calvin Dawson (91)	Alabama 2007	33
	Bobby Craighead (136)	UT Arlington 1983	33
	Jimmy Edwards (167)	McNeese State 1972	33
	Jimmy Edwards (170)	Northwestern St. 1972	33
	Van Lambert (131)	Southeastern La. 1971	33
9.	Kevin Payne (135)	Northwestern St. 2003	32
	Marquis Williams (160)	ULL 1997	32
	Irving Spikes (231)	Idaho 1993	32
	Irving Spikes (254)	North Texas 1993	32
	Greg Schaff (162)	Drake 1975	32
	Jimmy Edwards (156)	Quantico 1972	32

### RUSHING YARDS

1.	Irving Spikes (32 carries)	North Texas 1993	254
2.	Greg Robinson (27)	Alcorn State 1992	250
3.	Irving Spikes (27)	Arkansas State 1993	235
4.	Irving Spikes (32)	Idaho 1993	231
5.	Jimmy Edwards (30)	Southeastern La. 1972	215
6.	Ahmad Hardy (25)	Marshall 2024	206
7.	Thomas Koufie (31)	Georgia State 2016	201
8.	Joe Profit (29)	Northwestern St. 1970	192
9.	Jyruss Edwards (27)	Middle Tennessee 2011	191
10.	Bryant Jacobs (25)	Idaho 2002	185

### RUSHING TOUCHDOWNS

1.	Caleb Evans	ULL 2017	5
	Thomas Koufie	Georgia State 2016	5
3.	Marquis Williams	ULL 1997	4
4.	Caleb Evans	Arkansas State 2019	3*

\* Total shared by numerous players.

### Active Player

## INDIVIDUAL PASSING RECORDS

**CAREER** (Statistics include postseason games.)

### PASS ATTEMPTS

1. Kolton Browning	2010-13	1,577
2. Steven Jyles	2002-05	1,473
3. Caleb Evans	2016-19	1,252
4. John Holman	1979-82	1,201
5. Doug Pederson	1987-90	1,040
6. Raymond Philyaw	1993-96	924
7. Kinsmon Lancaster	2005-08	881
8. Stan Humphries	1986-87	747
9. Andy Chance	1999-2001	652
10. Garrett Smith	2015-17	572
11. Andre Vige	1998, 2000-01	562
12. Chandler Rogers	2021-23	501
Pete Thomas	2014	501
14. Robert Cobb	1991-93	431
15. Rodney Horn	1982-84	405
16. Steve Mansur	1965-68	383
17. Bubby Brister	1984-85	375
18. Wendal Lowrey	1991-92	363
19. Walt Phythian	1985-88	323
10. Joe Bruner	1975	312

### PASS COMPLETIONS

1. Kolton Browning	2010-13	951
2. Steven Jyles	2002-05	795
3. Caleb Evans	2016-19	757
4. John Holman	1979-82	593
5. Doug Pederson	1987-90	581
6. Kinsmon Lancaster	2005-08	509
7. Raymond Philyaw	1993-96	477
8. Stan Humphries	1986-87	387
9. Andy Chance	1999-2001	355
10. Chandler Rogers	2021-23	331
11. Garrett Smith	2015-17	329
12. Pete Thomas	2014	301
13. Andre Vige	1998, 2000-01	279
14. Robert Cobb	1991-93	249
15. Wendal Lowrey	1991-92	227
16. Bubby Brister	1984-85	205
17. Rodney Horn	1982-84	185
18. Colby Suits	2018-22	172
19. Cody Wells	2009-12	170
20. Walt Phythian	1985-88	161

### INTERCEPTIONS THROWN

1. John Holman	1979-82	54
2. Steven Jyles	2002-05	43
3. Doug Pederson	1987-90	42
4. Kolton Browning	2010-13	38
5. Caleb Evans	2016-19	34
6. Kinsmon Lancaster	2005-08	32
7. Steve Mansur	1965-68	31
8. Stan Humphries	1986-87	28
9. Allen Taylor	1969-71	24
10. Scotty Dyer	1971, 73-74	23
Don Smith	1971-72	23
12. Andy Chance	1999-2001	22
Andre Vige	1998, 2000-01	22
Raymond Philyaw	1993-96	22
15. Garrett Smith	2015-17	21
Kirby Arceneaux	1976-78	21
17. Rodney Horn	1982-84	19
18. Bubby Brister	1984-85	17
Mike Audirsch	1968-69	17
20. Wendal Lowrey	1991-92	16

### PASS COMPLETION PCT (Min. 100 Attempts)

1. Chandler Rogers (331-501)	2021-23	.661
2. Wendal Lowrey (227-363)	1991-92	.625
3. Caleb Evans (757-1252)	2016-19	.605
4. Kolton Browning (951-1577)	2010-13	.603
5. Pete Thomas (301-501)	2014	.601
6. Colby Suits (172-291)	2018-22	.591
Ches Liles (133-225)	1990-92	.591
8. Cody Wells (170-288)	2009-12	.590
9. Robert Cobb (249-431)	1991-93	.578
10. Kinsmon Lancaster (509-881)	2005-08	.578
11. Garrett Smith (329-572)	2015-17	.575
12. Doug Pederson (581-1040)	1987-90	.559
13. Trey Revell (154-277)	2007-09	.556
<b>14. Aidan Armenta (104-190)</b>	<b>2024-25</b>	<b>.547</b>
15. Bubby Brister (205-376)	1984-85	.545
16. Andy Chance (355-652)	1999-2001	.544
17. Jeremy Hunt (70-129)	2020	.543
18. Steven Jyles (795-1473)	2002-05	.540
19. Daniel Jeremiah (120-229)	1997	.524
20. Jiya Wright (117-224)	2021-24	.522

### PASSING YARDS

1. Kolton Browning	2010-13	10,263
2. Caleb Evans	2016-19	9,513
3. Steven Jyles	2002-05	8,987
4. John Holman	1979-82	7,827
5. Raymond Philyaw	1993-96	7,061
6. Doug Pederson	1987-90	6,602
7. Stan Humphries	1986-87	5,792
8. Kinsmon Lancaster	2005-08	5,749
9. Garrett Smith	2015-17	3,854
10. Chandler Rogers	2021-23	3,704
11. Robert Cobb	1991-93	3,646
12. Andy Chance	1999-2001	3,530
13. Wendal Lowrey	1991-92	3,499
14. Andre Vige	1998, 2000-01	3,422
15. Pete Thomas	2014	3,181
16. Bubby Brister	1984-85	3,030
17. Rodney Horn	1982-84	2,580
18. Trey Revell	2007-09	2,103
19. Walt Phythian	1985-88	2,051
20. Joe Bruner	1975	2,025

### TOUCHDOWN PASSES

1. Kolton Browning	2010-13	81
2. Caleb Evans	2016-19	58
3. Steven Jyles	2002-05	55
4. Raymond Philyaw	1993-96	52
5. John Holman	1979-82	51
6. Stan Humphries	1986-87	40
7. Kinsmon Lancaster	2005-08	38
8. Robert Cobb	1991-93	33
Doug Pederson	1987-90	33
10. Garrett Smith	2015-17	31
11. Chandler Rogers	2021-23	24
Wendal Lowrey	1991-92	24
13. Andre Vige	1998, 2000-01	23
14. Rodney Horn	1982-84	20
15. Trey Revell	2007-09	16
16. Pete Thomas	2014	14
17. Cody Wells	2009-12	13
Walt Phythian	1985-88	13
19. Jiya Wright	2021-24	12
20. Andy Chance	1999-2001	11
Bob Lane	1981	11
Don Smith	1971-72	11

### PASSING YARDS PER GAME (Min. 12 Games)

1. Pete Thomas	2014	265.1
2. Stan Humphries	1986-87	241.3
3. Kolton Browning	2010-13	223.1
4. Caleb Evans	2016-19	221.2
5. Wendal Lowrey	1991-92	218.7
6. Robert Cobb	1991-93	214.5
7. Steven Jyles	2002-05	199.7
8. John Holman	1979-82	195.7
9. Doug Pederson	1987-90	194.2
10. Raymond Philyaw	1993-96	190.8
11. Bubby Brister	1984-85	189.4
12. Garrett Smith	2015-17	175.2
13. Andre Vige	1998, 2000-01	155.5
14. Chandler Rogers	2021-23	154.3
15. Andy Chance	1999-2001	141.2

### PASSING EFFICIENCY RATING (Min. 100 Attempts)

1. Wendal Lowrey	1991-92	156.5
2. Robert Cobb	1991-93	148.5
3. Chandler Rogers	2021-23	140.0
4. Caleb Evans	2016-19	134.1
5. Raymond Philyaw	1993-96	129.6
6. Bubby Brister	1984-85	128.1
7. Trey Revell	2007-09	127.6
8. Stan Humphries	1986-87	127.1
9. Kolton Browning	2010-13	127.1
10. Garrett Smith	2015-17	124.7
11. Pete Thomas	2014	120.2
12. Ches Liles	1990-92	120.1
13. Kinsmon Lancaster	2005-08	119.6
14. Cody Wells	2009-12	118.8
<b>15. Aidan Armenta</b>	<b>2024-25</b>	<b>117.0</b>

## SEASON (Statistics include postseason games.)

### PASS ATTEMPTS

1. Pete Thomas	2014	501
2. Stan Humphries	1987	498
3. John Holman	1982	461
4. Doug Pederson	1989	436
5. Kolton Browning	2012	428
6. Kolton Browning	2011	419
7. Caleb Evans	2019	390
8. Steven Jyles	2005	379
9. Kolton Browning	2010	378
10. Doug Pederson	1990	375

### PASS COMPLETIONS

1. Pete Thomas	2014	301
2. Kolton Browning	2012	273
3. Stan Humphries	1987	270
4. Kolton Browning	2011	244
5. Doug Pederson	1989	243
6. Caleb Evans	2019	239
7. Kolton Browning	2010	234
8. Caleb Evans	2018	231
9. John Holman	1982	218
10. Chandler Rogers	2022	216

### INTERCEPTIONS THROWN

1. John Holman	1980	20
2. Stan Humphries	1987	17
Allen Taylor	1970	17
4. John Holman	1982	16
Scotty Dyer	1974	16
6. Doug Pederson	1990	15
Doug Pederson	1989	15
Kirby Arceneaux	1978	15
Mike Howell	1976	15
Joe Bruner	1975	15
Don Smith	1971	15

### PASS COMPLETION PCT (Min. 75 Attempts)

1. Chandler Rogers (216-320-7)	2022	.675
2. Wendal Lowrey (147-227)	1992	.648
3. Cody Wells (66-103)	2012	.641
4. Kolton Browning (273-428)	2012	.638
5. Chandler Rogers (115-181-3)	2021	.635
6. Kolton Browning (234-378)	2010	.619
7. Caleb Evans (231-374)	2018	.618
8. Walt Phythian (54-88)	1987	.614
9. Caleb Evans (211-344)	2017	.613
10. Caleb Evans (239-390)	2019	.613

### PASSING YARDS

1. Stan Humphries	1987	4,019
2. Robert Cobb	1993	3,256
3. Pete Thomas	2014	3,181
4. Kolton Browning	2012	3,049
5. John Holman	1982	2,964
6. Caleb Evans	2019	2,942
7. Bubby Brister	1985	2,880
8. Caleb Evans	2018	2,869
9. Caleb Evans	2017	2,868
10. Raymond Philyaw	1995	2,627

## TOUCHDOWN PASSES

1. Robert Cobb	1993	33
2. Kolton Browning	2012	29
Stan Humphries	1987	29
4. Raymond Philyaw	1995	22
5. Caleb Evans	2019	21
6. Kolton Browning	2013	21
7. John Holman	1982	20
8. Kolton Browning	2010	18
Kinsmon Lancaster	2008	18
10. Caleb Evans	2017	17
Garrett Smith	2015	17
Steven Jyles	2002	17
Andre Vige	1998	17
Bubby Brister	1985	17

### PASSING YARDS PER GAME (Min. 7 Games)

1. Stan Humphries	1987	287.1
2. Robert Cobb	1993	271.3
3. John Holman	1982	269.5
4. Pete Thomas	2014	265.1
5. Raymond Philyaw	1995	262.7
6. Bubby Brister	1985	261.8
7. Kolton Browning	2012	254.1
8. Caleb Evans	2019	245.2
9. Caleb Evans	2018	239.1
10. Caleb Evans	2017	239.0

### PASSING EFFICIENCY RATING (Min. 75 Attempts)

1. Wendal Lowrey	1992	161.1
2. Robert Cobb	1993	155.9
3. Caleb Evans	2017	144.2
4. Chandler Rogers	2022	141.7
5. Kolton Browning	2012	141.3
6. Raymond Philyaw	1995	139.5
7. Caleb Evans	2019	137.3
8. Chandler Rogers	2021	137.0
9. Bubby Brister	1985	134.8
10. Trey Revell	2009	134.6

## SINGLE GAME (Statistics include postseason games.)

### PASS ATTEMPTS

1. Doug Pederson (46 comp.)	Stephen F. Austin 1989	71
2. Kolton Browning (43)	Wake Forest 2013	68
3. Kolton Browning (42)	Arkansas 2012	67
4. John Holman (32)	Louisiana Tech 1982	65
5. Kolton Browning (26)	FIU 2011	59
Kolton Browning (29)	Western Kentucky 2011	59
7. Raymond Philyaw (26)	Nevada 1995	55
Robert Cobb (29)	McNeese State 1993	55
John Holman (29)	McNeese State 1980	55
10. Colby Suits (31)	Georgia Southern 2020	54
Pete Thomas (38)	ULL 2014	54
John Holman (32)	McNeese State 1982	54

### PASS COMPLETIONS

1. Doug Pederson (71 att.)	Stephen F. Austin	46
2. Kolton Browning (68)	Wake Forest 2013	43
3. Kolton Browning (67)	Arkansas 2012	42
4. Pete Thomas (54)	ULL 2014	38
5. Cody Wells (53)	Arkansas State 2012	37
6. Colby Suits (54)	Texas State 2020	35
Caleb Evans (53)	Southeastern La. 2018	35
Pete Thomas (50)	New Mexico State 2014	35
9. Kolton Browning (43)	ULL 2011	33
Stan Humphries (51)	Eastern Kentucky 1987	33

### PASSING YARDS

1. Doug Pederson (46-71)	Stephen F. Austin	619
2. Raymond Philyaw (26-55)	Nevada 1995	486
Stan Humphries (33-51)	Eastern Kentucky 1987	486
4. Raymond Philyaw (25-42)	Central Florida 1996	479
5. Pete Thomas (38-54)	ULL 2014	472
6. Steven Jyles (26-42)	Utah State 2002	470
7. John Holman (29-55)	McNeese State	461
8. Caleb Evans (21-37)	Arkansas State 2017	454
9. Stan Humphries (26-43)	Marshall 1987	436
10. Caleb Evans (24-37)	Texas State 2017	433

### TOUCHDOWN PASSES

1. Kolton Browning	Troy 2013	5
Kolton Browning	North Texas 2010	5
Andre Vige	Portland State 1998	5
Raymond Philyaw	Nevada 1995	5
Wendal Lowrey	McNeese State 1992	5
Doug Pederson	Stephen F. Austin 1989	5
7. Jiya Wright	App State 2023	4
Chandler Rogers	South Alabama 2022	4
Chandler Rogers	South Alabama 2021	4
Caleb Evans	Arkansas State 2017	4
Kolton Browning	Georgia State 2013	4
Kolton Browning	South Alabama 2012	4
Kolton Browning	Western Kentucky 2012	4
Steven Jyles	Arkansas State 2003	4
Steven Jyles	Utah State 2002	4

### Active Player

## INDIVIDUAL RECEIVING RECORDS

### CAREER (Statistics include postseason games.)

#### RECEPTIONS

1. Brent Leonard	2009-12	209
2. Marcus Green	2015-18	204
3. Mack Vincent	2000-03	203
4. Cisco Richard	1987-90	199
5. Rashon Ceaser	2012-15	193
6. Tavarrese Maye	2010-13	191
7. Marty Booker	1995-98	178
8. Ajalen Holley	2013-16	172
9. Stepfret Williams	1992-95	170
10. Jackie Harris	1986-89	169
11. Darrell McNeal	2006-09	168
12. Luther Ambrose	2008-11	132
Sean Brown	1999-2002	132
14. Drouzon Quillen	2002, 04-05	121
15. LaGregory Sapp	2005-07, 09	117
Tag Rome	1980-83	117
17. Joey Evans	1981-84	113
18. Zeek Zacharie	2006-08	112
19. Je'Ron Hamm	2010-13	111
20. Mike Manzullo	1984-87	105
John Floyd	1975-78	105

#### RECEIVING YARDS

1. Stepfret Williams	1992-95	3,257
2. Marty Booker	1995-98	2,784
3. Marcus Green	2015-18	2,744
4. Mack Vincent	2000-03	2,673
5. Jackie Harris	1986-89	2,490
6. Rashon Ceaser	2012-15	2,423
7. Brent Leonard	2009-12	2,292
8. John Floyd	1975-78	2,238
9. Ajalen Holley	2013-16	2,148
10. Tavarrese Maye	2010-13	2,104
11. LaGregory Sapp	2005-07, 09	2,060
12. Cisco Richard	1987-90	2,000
13. Drouzon Quillen	2002, 04-05	1,979
14. Vincent Brisby	1990-92	1,864
15. Darrell McNeal	2006-09	1,878
16. Joey Evans	1981-84	1,764
17. Tag Rome	1980-83	1,763
18. Chris Jones	1984-87	1,690
19. R.J. Turner	2015-18	1,662
20. Sean Brown	1999-2002	1,616

#### YARDS PER CATCH (Min. 30 Receptions)

1. John Floyd	1975-78	21.31
2. Benny Mitchell	1983-86	19.40
3. Vincent Brisby	1990-92	19.22
4. Stepfret Williams	1992-95	19.16
5. LaGregory Sapp	2005-07, 09	17.61
6. Chris Jones	1984-87	17.42
7. Dennis Bamberg	1991-93	17.37
8. Tony Akins	1997-98	17.13
9. R.J. Turner	2015-18	16.79
10. Alfred Kinney	1979-82	16.55
11. Drouzon Quillen	2002, 04-05	16.36
12. Rubin Jones	1968, 70-72	16.33
13. Charles Andrews	1985-87	16.31
14. Bobby Lewis	1980-82	16.07
15. Bobby Craighead	1980-83	15.64
16. Marty Booker	1995-98	15.64
17. Joey Evans	1981-84	15.61
18. Chris Hearron	1994-95	15.48
19. D'Marius Gillespie	2015-18	15.28
20. Chris Lott	1981, 83-84	15.08

### TOUCHDOWN RECEPTIONS

1. Stepfret Williams	1992-95	35
2. Marcus Green	2015-18	24
3. Marty Booker	1995-98	23
4. Ajalen Holley	2013-16	19
Drouzon Quillen	2002, 04-05	19
6. Mack Vincent	2000-03	18
7. Brent Leonard	2009-12	17
Vincent Brisby	1990-92	17
9. Darrell McNeal	2006-09	16
Rubin Jones	1968, 70-72	16
11. Alfred Kinney	1979-82	15
12. Cisco Richard	1987-90	14
Jackie Harris	1986-89	14
John Floyd	1975-78	14
15. Tyrone Howell	2022-24	13
Bobby Lewis	1980-82	13
17. Rashon Ceaser	2012-15	12
Luther Ambrose	2008-11	12
Zeek Zacharie	2006-08	12
Mike Manzullo	1984-87	12

### RECEIVING YARDS PER GAME (Min. 30 Receptions)

1. Vincent Brisby	1990-92	84.7
2. Stepfret Williams	1992-95	83.5
3. John Floyd	1975-78	74.6
4. Marty Booker	1995-98	69.6
5. Drouzon Quillen	2002, 04-05	61.8
6. Tyrone Howell	2022-24	60.1
7. Mack Vincent	2000-03	59.4
8. Rashon Ceaser	2012-15	57.7
9. Marcus Green	2015-18	57.2
10. Jackie Harris	1986-89	55.1

### SEASON (Statistics include postseason games.)

#### RECEPTIONS

1. Brent Leonard	2012	104
2. Kenzee Jackson	2014	79
Mack Vincent	2002	79
4. Rashon Ceaser	2014	77
5. Marty Booker	1998	75
6. Cisco Richard	1990	72
7. Brent Leonard	2011	69
8. Stepfret Williams	1995	66
9. Rashon Ceaser	2013	65
Luther Ambrose	2010	65

#### RECEIVING YARDS

1. Mack Vincent	2002	1,198
2. Marty Booker	1998	1,168
3. Brent Leonard	2012	1,118
4. Stepfret Williams	1994	1,106
5. Jackie Harris	1987	1,092
6. Stepfret Williams	1995	1,056
7. Vincent Brisby	1992	1,050
8. Stepfret Williams	1993	1,009
9. John Floyd	1976	986
10. Rashon Ceaser	2013	964

#### YARDS PER CATCH (Min. 20 Receptions)

1. Stepfret Williams	1993	24.02
2. Chris Jones	1985	23.45
3. Benny Mitchell	1985	22.76
4. John Floyd	1978	22.38
5. John Floyd	1976	21.91
6. Dennis Bamberg	1993	21.28
7. Vincent Brisby	1991	21.18
8. Tony Akins	1998	20.75
9. Derrick Bridges	1996	20.22
10. LaGregory Sapp	2009	19.60

### TOUCHDOWN RECEPTIONS

1. Stepfret Williams	1995	12
Stepfret Williams	1993	12
3. Marty Booker	1998	11
4. Brent Leonard	2012	10
Stepfret Williams	1994	10
6. Josh Pederson	2019	9
Drouzon Quillen	2005	9
Mack Vincent	2003	9
Vincent Brisby	1992	9
Alfred Kinney	1981	9
Rubin Jones	1971	9

### RECEIVING YARDS PER GAME (Min. 20 Receptions)

1. Chris Jones	1985	110.6
2. Marty Booker	1998	106.2
3. Vincent Brisby	1992	105.0
4. Stepfret Williams	1994	100.5
5. Mark Vincent	2002	99.8
6. Stepfret Williams	1995	96.0
7. John Floyd	1976	89.6
8. Brent Leonard	2012	86.0
9. Marty Booker	1996	85.7
10. Stepfret Williams	1993	84.1

### SINGLE GAME (Statistics include postseason games.)

#### RECEPTIONS

1. Jackie Harris	Lamar 1988	16
2. Brent Leonard	Arkansas State 2012	14
3. Rashon Ceaser	Georgia 2015	13
Kenzee Jackson	New Mexico State 2014	13
Brent Leonard	FIU 2012	13
Brent Leonard	TCU 2011	13
7. Tyrone Howell	Texas State 2022	12
Marcus Green	Hawaii 2015	12
Marcus Green	Troy 2015	12
Rashon Ceaser	Troy 2014	12
Stepfret Williams	Miss. State 1995	12
Chris Jones	Northwestern State 1985	12

#### RECEIVING YARDS

1. Stepfret Williams	Nevada 1995	264
2. Tyrone Howell	South Alabama 2022	244
3. Vincent Brisby	ULL 1992	227
4. Bobby Craighead	Southeastern La. 1981	222
5. Marty Booker	Central Florida 1996	218
6. Chris Jones	Northwestern State 1981	214
7. Vincent Brisby	Stephen F. Austin 1991	206
Jeff Steele	Stephen F. Austin 1989	206
9. John Floyd	West Texas A&M 1976	203
10. Vincent Brisby	Eastern Washington 1992	200

### TOUCHDOWN RECEPTIONS

1. Brent Leonard	South Alabama 2012	4
Stepfret Williams	Nevada 1995	4
3. Tyrone Howell	Army 2023	3
Tyrone Howell	South Alabama 2022	3
Tag Rome	Northwestern State 1982	3
Alfred Kinney	Nicholls State 1981	3
Bobby Craighead	Southeastern La. 1981	3
Rubin Jones	Chattanooga 1971	3
Greg LeBlanc	Quachita Baptist 1951	3
10. Perry Carter	Georgia State 2020	2
Markis McCray	Georgia State 2019	2
Josh Pederson	Memphis 2019	2

#### Active Player

## INDIVIDUAL OFFENSE RECORDS

### CAREER (Statistics include postseason games.)

#### POINTS SCORED

1.	Teddy Garcia	1984-87	280
2.	Craig Ford	2015-18	262
3.	Justing Manton	2011-14	256
4.	Rob Tallent	1989-92	250
5.	Caleb Evans	2016-19	216
6.	Stepfret Williams	1992-95	210
7.	Calvin Dawson	2004-07	180
8.	Marcus Green	2015-18	174
	Frank Goodin	2007-10	174
10.	Radi Jabour	2007-11	167
11.	Cole Wilson	2004-07	159
12.	Scott Martin	1981-84	154
	Clark Blake	1966-69	154
14.	Cisco Richard	1987-90	152
15.	Jyruss Edwards	2010-13	144
16.	Cory Babineaux	1995-98	142
17.	Steven Jyles	2002-06	140
18.	Marty Booker	1995-98	138
	Greg Robinson	1991-92	138
	Joe Profit	1967-70	138

#### TOTAL TOUCHDOWNS

1.	Caleb Evans	2016-19	36
2.	Stepfret Williams	1992-95	35
3.	Calvin Dawson	2004-07	30
4.	Marcus Green	2015-18	29
	Frank Goodin	2007-10	29
6.	Cisco Richard	1987-90	25
7.	Jyruss Edwards	2010-13	24
6.	Steven Jyles	2002-06	23
	Marty Booker	1995-98	23
	Greg Robinson	1991-92	23
	Joe Profit	1967-70	23
10.	Darrell McNeal	2006-09	21
	Dewayne Robinson	1980-82	21
12.	Ajalen Holley	2013-16	20
	Nathan Johnson	1977-80	20
14.	Drouzon Quillen	2002, 04-05	19
	John Floyd	1976-78	19
16.	Kolton Browning	2010-13	18
	Mack Vincent	2000-03	18
18.	Josh Johnson	2018-20	17
	Brent Leonard	2009-12	17
20.	Luther Ambrose	2008-11	16

#### TOUCHDOWNS RESPONSIBLE FOR

(Quarterbacks: Combined rushing and passing TDs)

1.	Kolton Browning	2010-13	99
2.	Caleb Evans	2016-19	94
3.	Steven Jyles	2002-05	76
4.	Raymond Philyaw	1993-96	57
5.	John Holman	1979-82	53
6.	Kinsmon Lancaster	2005-08	49
7.	Stan Humphries	1986-87	46
8.	Garrett Smith	2015-17	36
9.	Doug Pederson	1987-90	35
10.	Robert Cobb	1991-93	33
11.	Wendal Lowrey	1991-92	25
12.	Andre Vige	1998, 2000-01	23
13.	Rodney Horn	1982-84	22
14.	Trey Revell	2007-09	21

#### ALL-PURPOSE YARDS

1.	Marcus Green	2015-18	5,286
2.	Cisco Richard	1987-90	5,246
3.	Jeff Steele	1986-89	4,674
4.	Luther Ambrose	2008-11	4,501
5.	Calvin Dawson	2004-07	4,436
6.	Frank Goodin	2007-10	4,293
7.	Nathan Johnson	1977-80	3,835
8.	Roosevelt Potts	1990-92	3,661
9.	Stepfret Williams	1992-95	3,652
10.	Jyruss Edwards	2010-13	3,501
11.	Joe Profit	1967-70	3,260
12.	Bobby Craighead	1980-83	3,055
13.	Marty Booker	1995-98	2,811
14.	Mack Vincent	2000-03	2,726
15.	Rashon Ceaser	2012-15	2,723
16.	Tommy Minvielle	1985-88	2,610
17.	Markis McCray	2016-19	2,555
18.	Bryant Jacobs	2000-02	2,488
19.	Brent Leonard	2009-12	2,464
20.	Tavarese Maye	2010-13	2,330

#### ALL-PURPOSE YARDS PER GAME

1.	Harvey Johnson	1973-76	168.8
2.	Irving Spikes	1993	162.0
3.	Neal Charles	1975-77	157.1
4.	Jeff Steele	1986-89	114.0
5.	Roosevelt Potts	1990-92	110.9
6.	Marcus Green	2015-18	110.1
7.	Cisco Richard	1987-90	107.1
8.	Kevin Washington	1992-94	106.0
9.	Calvin Dawson	2004-07	96.4
10.	Luther Ambrose	2008-11	95.8
11.	Stepfret Williams	1992-95	93.6
12.	Frank Goodin	2007-10	91.3
13.	Doug Mayberry	1974-76	87.4
14.	Greg Robinson	1991-92	86.8
15.	Vincent Brisby	1990-92	84.8
16.	Charles Estes	2003-04	84.5
17.	Joe Profit	1967-70	83.6
18.	Jyruss Edwards	2010-13	79.6
19.	Tony Akins	1997-98	78.3
20.	Bryant Jacobs	2000-02	77.8

#### TOTAL OFFENSE ATTEMPTS

1.	Kolton Browning	2010-13	2,135
2.	Steven Jyles	2002-05	1,909
3.	Caleb Evans	2016-19	1,720
4.	John Holman	1979-82	1,377
5.	Kinsmon Lancaster	2005-08	1,286
6.	Doug Pederson	1987-90	1,259
7.	Raymond Philyaw	1993-96	1,113
8.	Andy Chance	1999-2001	904
9.	Stan Humphries	1986-87	895
10.	Chandler Rogers	2021-23	785
11.	Garrett Smith	2015-17	766
12.	Roosevelt Potts	1990-92	680
13.	Caleb Evans	2016-17	676
14.	Calvin Dawson	2004-07	663
15.	Andre Vige	1998, 2000-01	656
16.	Frank Goodin	2007-10	648
17.	Pete Thomas	2014	611
18.	Joe Profit	1967-70	538
19.	Nathan Johnson	1977-80	498
20.	Robert Cobb	1991-93	474

#### TOTAL OFFENSE YARDS

1.	Kolton Browning	2010-13	11,808
2.	Caleb Evans	2016-19	11,681
2.	Steven Jyles	2002-05	10,234
3.	John Holman	1979-82	7,802
4.	Kinsmon Lancaster	2005-08	7,306
5.	Raymond Philyaw	1993-96	7,019
6.	Doug Pederson	1987-90	6,345
7.	Stan Humphries	1986-87	5,935
8.	Garrett Smith	2015-17	4,486
9.	Chandler Rogers	2021-23	4,414
10.	Andy Chance	1999-2001	4,102
11.	Robert Cobb	1991-93	3,576
12.	Wendal Lowrey	1991-92	3,504
13.	Calvin Dawson	2004-07	3,378
14.	Pete Thomas	2014	3,187
15.	Steve Mansur	1965-68	3,154
16.	Roosevelt Potts	1990-92	3,127
17.	Andre Vige	1998, 2000-01	3,111
18.	Frank Goodin	2007-10	2,943
19.	Rodney Horn	1982-84	2,913
20.	Joe Profit	1967-70	2,818

#### TOTAL OFFENSE YARDS PER ATTEMPT

(Min. 200 Attempts)

1.	Wendal Lowrey	1991-92	7.98
2.	Robert Cobb	1991-93	7.54
3.	Caleb Evans	2016-19	6.79
4.	Stan Humphries	1986-87	6.63
5.	Irving Spikes	1993	6.45
6.	Raymond Philyaw	1993-96	6.31
7.	Josh Johnson	2018-19	6.21
8.	Greg Robinson	1991-92	6.13
9.	Bubby Brister	1984-85	5.89
10.	Garrett Smith	2015-17	5.86
11.	Lloyd Ray Smith	1953, 57-58	5.83
12.	Kinsmon Lancaster	2005-08	5.68
13.	John Holman	1979-82	5.67
14.	Chandler Rogers	2021-23	5.62
15.	Kolton Browning	2010-13	5.53
16.	Josh Johnson	2018-20	5.48
17.	Steven Jyles	2002-05	5.36
18.	Joe Profit	1967-70	5.24
19.	Pete Thomas	2014	5.22
20.	Carson Fields	1994-95	5.15

#### TOTAL OFFENSE YARDS PER GAME

1.	Caleb Evans	2016-19	271.7
2.	Pete Thomas	2014	265.6
3.	Kolton Browning	2010-13	256.7
4.	Stan Humphries	1986-87	247.3
5.	Steven Jyles	2002-05	227.4
6.	Wendal Lowrey	1991-92	219.0
7.	Robert Cobb	1991-93	210.4
8.	Garrett Smith	2015-17	203.9
9.	Doug Pederson	1987-90	198.3
10.	John Holman	1979-82	195.1
11.	Raymond Philyaw	1993-96	189.7
12.	Chandler Rogers	2021-23	183.9
13.	Bubby Brister	1984-85	175.7
14.	Andy Chance	1999-2001	164.1
15.	Kinsmon Lancaster	2005-08	158.8

## SEASON (Statistics include postseason games.)

### POINTS SCORED

1. Teddy Garcia	1987	128
2. Roger Miller	1993	95
3. Rob Tallent	1992	94
4. Irving Spikes	1993	84
Greg Robinson	1992	84
6. Justing Manton	2014	83
7. Ahmad Hardy	2024	78
Caleb Evans	2017	78
Frank Goodin	2009	78
10. Calum Sutherland	2021	75
Craig Ford	2017	75

### TOTAL TOUCHDOWNS

1. Irving Spikes	1993	14
Greg Robinson	1992	14
3. Ahmad Hardy	2024	13
Caleb Evans	2017	13
Frank Goodin	2009	13
6. Caleb Evans	2019	12
Jyruss Edwards	2011	12
Calvin Dawson	2007	12
Stepfret Williams	1995	12
Stepfret Williams	1993	12
Roosevelt Potts	1992	12

### TOUCHDOWNS RESPONSIBLE FOR

(Quarterbacks: Combined rushing and passing TDs)

1. Kolton Browning	2012	36
2. Stan Humphries	1987	34
3. Caleb Evans	2019	33
Robert Cobb	1993	33
5. Caleb Evans	2017	30
6. Caleb Evans	2018	26
7. Kolton Browning	2013	23
8. Kolton Browning	2010	22
Kinsmon Lancaster	2008	22
Raymond Philyaw	1995	22

### ALL-PURPOSE YARDS

1. Marcus Green	2017	2,008
2. Irving Spikes	1993	1,944
3. Jimmy Edwards	1972	1,764
4. Calvin Dawson	2007	1,758
5. Cisco Richard	1990	1,756
6. Jeff Steele	1987	1,736
7. Luther Ambrose	2009	1,647
8. Travin Moore	2006	1,633
9. Bobby Craighead	1983	1,558
10. Marcus Green	2019	1,518

### ALL-PURPOSE YARDS PER GAME

1. Marcus Green	2017	167.3
2. Jeff Steele	1988	164.4
3. Irving Spikes	1993	162.0
4. Calvin Dawson	2007	146.5
5. Cisco Richard	1990	146.3
6. Bobby Craighead	1983	141.6
7. John Floyd	1978	138.5
8. Cisco Richard	1989	137.5
9. Luther Ambrose	2009	137.3
10. Calvin Dawson	2006	136.1

## TOTAL OFFENSE ATTEMPTS

1. Pete Thomas	2014	611
2. Stan Humphries	1987	608
3. Kolton Browning	2012	574
4. Kolton Browning	2011	562
5. Kolton Browning	2010	549
6. Caleb Evans	2019	530
7. John Holman	1982	519
8. Steven Jyles	2005	518
9. Steven Jyles	2004	516
10. Caleb Evans	2018	514

## TOTAL OFFENSE YARDS

1. Stan Humphries	1987	4,221
2. Caleb Evans	2019	3,736
3. Kolton Browning	2012	3,537
4. Caleb Evans	2018	3,501
5. Caleb Evans	2017	3,447
6. Robert Cobb	1993	3,211
7. Pete Thomas	2014	3,187
8. Kolton Browning	2010	2,937
9. Kolton Browning	2011	2,926
10. Steven Jyles	2004	2,909

## TOTAL OFFENSE YARDS PER ATTEMPT

(Min. 100 Attempts)

1. Wendal Lowrey	1991	8.26
2. Robert Cobb	1993	7.97
3. Wendal Lowrey	1991	7.83
4. Caleb Evans	2017	7.17
5. Caleb Evans	2019	7.05
6. Raymond Philyaw	1995	7.00
7. Stan Humphries	1987	6.94
8. Raymond Philyaw	1994	6.93
9. Trey Revell	2009	6.86
10. Caleb Evans	2018	6.81

## TOTAL OFFENSE YARDS PER GAME

1. Caleb Evans	2019	311.3
2. Stan Humphries	1987	301.5
3. Kolton Browning	2012	294.8
4. Caleb Evans	2018	291.8
5. Caleb Evans	2017	287.2
6. Robert Cobb	1993	267.6
7. Pete Thomas	2014	265.6
8. Steven Joyles	2004	264.5
9. Wendal Lowrey	1991	261.0
10. Raymond Philyaw	1995	258.4

## SINGLE GAME (Statistics include postseason games)

### POINTS SCORED

1. Caleb Evans	ULL 2017	30
Thomas Koufie	Georgia State 2016	30
3. Brent Leonard	South Alabama 2012	24
Jyruss Edwards	ULL 2011	24
Marquis Williams	ULL 1997	24
Stepfret Williams	Nevada 1995	24
7. Aubrey Wade	ULL 1956	21
Bob Carter	Louisiana College 1951	21

## TOTAL TOUCHDOWNS

1. Caleb Evans	ULL 2017	5
Thomas Koufie	Georgia State 2016	5
3. Brent Leonard	South Alabama 2012	4
Jyruss Edwards	ULL 2011	4
Marquis Williams	ULL 1997	4
Stepfret Williams	Nevada 1995	4

## TOUCHDOWNS RESPONSIBLE FOR

(Quarterbacks: Combined rushing and passing TDs)

1. Caleb Evans	Arkansas State 2017	6
Caleb Evans	ULL 2017	6
Kolton Browning	Troy 2013	6
Kolton Browning	Western Kentucky 2012	6
5. Jiya Wright	App State 2023	5
Caleb Evans	Arkansas State 2019	5
Caleb Evans	App State 2017	5
Kolton Browning	North Texas 2010	5
Steven Jyles	Utah State 2002	5
Andre Vige	Portland State 1998	5
Raymond Philyaw	Nevada 1995	5
Wendal Lowrey	McNeese State 1992	5
Doug Pederson	Stephen F. Austin 1989	5

## ALL-PURPOSE YARDS

1. Marcus Green	Arkansas State 2017	418
2. Calvin Dawson	Middle Tennessee 2007	329
3. John Floyd	Louisiana Tech 1976	293
4. Stepfret Williams	Nevada 1995	290
5. Marcus Green	Georgia State 2017	271
Bryant Jacobs	Idaho 2002	271
7. Jimmy Edwards	Nicholls State 1972	268
8. Jimmy Edwards	McNeese State 1972	265
9. Calvin Dawson	Kentucky 2006	256
Jeff Steele	Lamar 1987	256

## TOTAL OFFENSE YARDS

1. Doug Pederson	Stephen F. Austin 1989	595
2. Stan Humphries	Eastern Kentucky 1987	521
3. Caleb Evans	Arkansas State 2017	515
4. Steven Jyles	Utah State 2002	495
5. Raymond Philyaw	Nevada 1995	487
6. Kolton Browning	Arkansas 2012	481
7. Caleb Evans	ULL 2017	472
8. Caleb Evans	Idaho 2017	458
9. Caleb Evans	Texas State 2017	456
10. Raymond Philyaw	UCF 1996	452

## INDIVIDUAL DEFENSE RECORDS

**CAREER** (Statistics include postseason games.)

### TACKLES

1. Harold Thompson	1976-79	509
2. Rod Moon	1987-90	397
3. Ronnie Washington	1982-84	396
4. Chris Harris	2001-04	383
5. Cardia Jackson	2006-09	381
6. Ricky Sanders	1979-82	367
7. Terry Jones	1984-87	360
8. Cyril Crutchfield	1985-88	352
9. Glenn Fleming	1973-75	323
10. Brian Taylor	1995-98	316
11. Hunter Kissinger	2012-15	311
12. Jody Norman	1978-81	304
13. Mike Turner	1982-85	285
14. David Griffith	2015-18	283
15. Roy Binion	1977-78	273
16. Cortez Sisco Jr.	2016-19	272
17. Maurice Sonnier	2000-03	270
18. Sirl Wright	1995-98	265
19. Curtis Harrison	1989-92	264
20. Dee Jefferson	1996-98	262

### TACKLES FOR LOSS

1. James Folston	1990-93	43
2. David Griffith	2015-18	42.5
3. Gerrard Johnson	2012-15	41.5
4. Brandon Guillory	2002-06	38
Frank Landry	1971-74	38
6. Aaron Morgan	2007-09	35.5
7. Michael Johnson	2012-15	34.5
8. Glenn Fleming	1973-75	34
9. Hunter Kissinger	2012-15	33
Steve Foley	1995-97	33
11. Ray Stovall	2010-14	32.5
12. Jonathan Foster	1996-99	32
13. Anthony Williams	1987-90	31
14. John Winchester	2001-04	30.5
15. Roger Kelley	1983-86	30
16. Kerry Starks	2017-19	28
17. Will Johnson	1983-86	27
18. Cameron Blakes	2009-13	26.5
Ken Dorsey	2009-11	26.5
20. Maurice Sonnier	2000-03	25.5

### QUARTERBACK SACKS

1. Anthony Williams	1987-90	28
2. James Folston	1990-93	27
3. Jonathan Foster	1996-99	24
4. Aaron Morgan	2007-09	22
5. Brandon Guillory	2002-05	21.5
6. Steve Foley	1995-97	19.5
7. Norman Amos	1987-90	18
Will Johnson	1983-86	18
Bruce Daigle	1981-83	18
10. Gerrard Johnson	2012-15	14.5
11. Troy Evans	2008-11	13.5
12. Donald Louis Jr.	2016-19	13
David Griffith	2015-18	13
14. Kerry Starks	2017-19	12.5
Cameron Blakes	2009-13	12.5
16. Ty Shelby	2017-22	12
17. Michael Johnson	2012-15	11

### INTERCEPTIONS

1. Greg James	2006-09	17
2. Vic Minor	1976-79	15
3. Chris Harris	2001-04	14
4. Pat Dennis	1997-99	13
David Dumars	1975-77, 79	13
6. Cyril Crutchfield	1985-88	12
Mike Turner	1982-85	12
Mike Howard	1981-84	12
Jody Norman	1978-81	12
10. Isaiah Newsome	2009-13	11
Hiram Porter	1986-89	11
Bruce Daigle	1980-83	11
Keith Sims	1979-82	11
Wayne Matherne	1967-70	11
15. Corey Straughter	2017-20	9

### INTERCEPTION RETURN YARDS

1. Greg James	2006-09	265
2. Corey Straughter	2017-20	250
3. Isaiah Newsome	2009-13	212
4. Pat Dennis	1997-99	205
5. David Dumars	1975-77, 79	196
6. Karlton Washington	1999-2001	187
7. Pat Mayo	1951-52	185
8. Keith Sims	1979-82	174
9. Hiram Porter	1986-89	159
10. Chaz Williams	2004-05	157
11. Wayne Matherne	1967-70	154
12. Mike Howard	1981-84	151
13. Bruce Daigle	1980-83	145
14. Vic Minor	1976-79	121
15. Mike Turner	1982-85	120
16. Cyril Crutchfield	1985-88	110

### PASS BREAK-UPS

1. Pat Dennis	1997-99	36
2. Dee Jefferson	1996-98	28
3. Cash Mouton	2001-04, 06	27
4. Henry Whitehead	1997-2000	25
5. Darius Prelow	2008-11	24
Cyril Crutchfield	1985-88	24
7. Trey Caldwell	2012-15	21
8. Mike Turner	1982-85	20
9. Corey Straughter	20017-20	19
10. Justin Backus	2013-16	17
11. Greg James	2006-09	16
Seneca Lee	2000-02, 06	16
Alonzo Hampton	1993-96	16
14. Juwan Offray	2016-17	15
Rob'Donovan Lewis	2011-14	15
Quintez Secka	2005, 07	15
Richard Green	1985-88	15
Roy Binion	1977-78	15
Paul McElroy	1974-76, 78	15

### FUMBLE RECOVERIES

1. Cyril Crutchfield	1985-88	8
2. Chaz Williams	2004-06	7
Glenn Egan	1981-83	7
Frank Landry	1971-74	7
5. Traveion Webster	2017-22	6
Sirl Wright	1995-98	6
Kevin Joseph	1984-87	6
7. Marcus Martin	1987-89	5
Roy Binion	1977-78	5

### FORCED FUMBLES

1. Bruce Daigle	1980-82	9
2. Brandon Guillory	2002-06	7
Mike Turner	1982-85	7
Glenn Fleming	1973-75	7
5. Brian Taylor	1995-98	6
Sirl Wright	1995-98	6
Rod Moon	1987-89	6
Frank Landry	1971-74	6

**SEASON** (Statistics include postseason games.)

### TACKLES

1. Terry Jones	1987	181
2. Harold Thompson	1977	175
3. Ronnie Washington	1984	160
4. Brian Taylor	1998	144
5. Roger Kelley	1985	140
6. Roy Binion	1977	139
Glenn Fleming	1975	139
8. Roy Binion	1978	134
9. Hunter Kissinger	2015	133
10. Ronnie Washington	1983	132
Ricky Sanders	1981	132

### TACKLES FOR LOSS

1. Steve Foley	1997	26.5
2. Roger Kelley	1985	20
Ken Poole	1980	20
4. John Winchester	2004	19
James Folston	1993	19
6. Brandon Guillory	2005	18.5
7. Brandon Guillory	2004	18
8. Glenn Fleming	1975	17
9. Aaron Morgan	2009	16.5
10. Adin Huntington	2023	16
Michael Johnson	2014	16
Lionel Barnes	1998	16

### QUARTERBACK SACKS

1. Steve Foley	1997	18.5
2. Lionel Barnes	1998	16
3. Anthony Williams	1990	14
4. Jonathan Foster	1999	12
James Folston	1992	12
6. Brandon Guillory	2005	10.5
7. Bruce Daigle	1982	10.0
8. Aaron Morgan	2009	9
Will Johnson	1984	9
Bennie Jones	1983	9

### INTERCEPTIONS

1. Chris Harris	2004	7
Pat Dennis	1998	7
Spencer Ellison	1989	7
4. Josh Thompson	2006	6
Corey Sampson	1995	6
Larry Whigham	1993	6
Bruce Daigle	1982	6
Keith Sims	1980	6
Vic Minor	1979	6
Paul McElroy	1975	6
Ronnie LeBlanc	1968	6

## INTERCEPTION RETURN YARDS

1. Pat Dennis	1998	196
2. Pat Mayo	1952	185
3. Isaiah Newsome	2013	175
4. Isadore Kirklin	1975	146
5. Karlton Washington	1999	142
6. Chaz Williams	2005	138
7. David Dumars	1977	126
8. Corey Straughter	2019	118
9. Corey Straughter	2018	116
10. Ja'Cquez Williams	2021	96

## PASS BREAK-UPS

1. Pat Dennis	1998	18
2. Dee Jefferson	1998	14
3. Keith Moncrief	1971	13
4. Darius Prelow	2009	12
Seneca Lee	2001	12
Roy Binion	1978	12
Wayne Matherne	1968	12
8. David Outley	1983	11
Butch Shuman	1968	11
10. 13 different players		10
Most Recent:		
Corey Straughter	2019	10

## FUMBLE RECOVERIES

1. Brian Taylor	1998	4
Chris Hickman	1992	4
John Brown	1991	4
Glenn Egan	1983	4
Steve Lorio	1972	4
Gary Strawhun	1970	4
Phil Williams	1970	4
8. 17 times by 16 different players		3
Most Recent:		
Traveion Webster	2019	3

## FORCED FUMBLES

1. Brian Taylor	1998	5
Glenn Fleming	1975	5
3. Chris Harris	2004	4
Dedrick Buckels	2001	4
Rod Moon	1988	4
Bruce Daigle	1981	4

## SINGLE GAME (Statistics include postseason games.)

### TACKLES

1. Conrad Clarks	Nevada 1994	25
2. Brian Taylor	Stephen F. Austin 1998	24
Harold Thompson	Tulsa 1977	24
4. Ronnie Washington	Southeastern Louisiana 1984	23
Roy Binion	Tulsa 1977	23
Ross Davis	Chattanooga 1969	23
7. Mike Turner	Texas A&M 1985	22
Larry Hathorn	McNeese State 1976	22
9. Mike Turner	McNeese State 1985	21
Roy Binion	Cincinnati 1978	21

## TACKLES FOR LOSS

1. Darren Rimmer	Sam Houston State 1989	6
2. Steve Foley	Central Florida 1997	5.5
3. Adin Huntington	Ragin' Cajuns 2023	5
Troy Evans	Grambling State 2011	5
John Winchester	FIU 2004	5
Steve Foley	Mississippi State 1997	5
Michael Young	Auburn 1996	5
8. Michael Johnson	New Mexico State 2014	4.5
9. David Griffith	Arkansas State 2018	4
Ben Banogu	Tulsa 2015	4
Gerrard Johnson	Georgia State 2013	4
Chance Payne	FIU 2008	4
Brandon Guillory	Wyoming 2004	4

## QUARTERBACK SACKS

1. Steve Foley	Central Florida 1997	5.5
2. Anthony Williams	Nicholls State 1988	4
3. David Cooper	Grambling State 2007	3
Brandon Guillory	Troy 2005	3
Brandon Guillory	Idaho 2004	3
James Folston	ULL 1992	3
James Folston	Stephen F. Austin 1991	3

## INTERCEPTIONS

1. Greg James	North Texas 2009	3
Chris Harris	Florida Atlantic 2004	3
Karlton Washington	Northwestern State 1999	3
Darrell Slater	Nicholls State 1984	3
Mike Howard	McNeese State 1982	3
Jody Norman	Northwestern State 1980	3
Wayne Matherne	Stephen F. Austin 1968	3
Pat Mayo	Livingston State 1952	3

## INTERCEPTION RETURN YARDS

1. Isaiah Newsome	Texas State 2013	146
2. Karlton Washington	Northwestern State 1999	142
3. Pat Mayo	Livingston State 1952	110
4. Pat Dennis	Nicholls State 1998	100
5. Ja'Cquez Williams	Troy 2021	96
6. David Dumars	Arkansas State 1977	94
7. Don Blackwelder	Texas A&M Commerce 1961	86
8. Greg James	Middle Tennessee 2009	78
9. Ja'Terious Evans	Texas State 2023	76
10. Steve Isaac	Louisiana Tech 1978	68

## PASS BREAK-UPS

1. Corey Straughter	Texas State 2019	4
Pat Dennis	Portland State 1998	4
3. Lucius Tillery	Troy 2023	3
Jeff Backus	Idaho 2016	3
Jeff Backus	Southern 2016	3
Darius Prelow	ULL 2009	3
Darius Prelow	Arkansas State 2009	3
Darius Prelow	FIU 2009	3
Pat Dennis	Northwestern State 1997	3

## FUMBLE RECOVERIES

1. Cyril Crutchfield	Stephen F. Austin 1986	3
Errick Stephens	Arkansas State 1971	3

## FORCED FUMBLES

1. Adin Huntington	Ragin' Cajuns 2023	2
Josh Alexander	Florida Atlantic 2006	2
Josh Thompson	Alcorn State 2006	2
Brandon Guillory	North Texas 2005	2
Jason Schule	Georgia 2005	2
Matt Shepherd	Nevada 1990	2

## INDIVIDUAL SPECIAL TEAMS RECORDS

### CAREER (Statistics include postseason games.)

#### PUNTS

1. Chad McCarty	1989-92	263
2. Tom Miller	1967-70	258
3. Kevin Duhe	1984-87	251
4. Danny Lee	1971-74	248
5. Bill Weimer	1978-81	234
6. Joel Stelly	2002-05	206
7. Justin Manton	2011-14	204
8. Scott Love	2006-09	202
9. John White	1997-99	146
10. Devyn McCormick	2021-23	128
11. Aaron Munoz	2010-11	124
Jason Pope	1993-96	124
Roger Kelley	1982-83	124
14. Jared Porter	2018-20	121
15. Brian Lambert	1993-94	91
Mike Robertson	1975-76	91

#### PUNTING YARDS

1. Chad McCarty	1989-92	10,306
2. Tom Miller	1967-70	10,239
3. Danny Lee	1971-74	9,982
4. Kevin Duhe	1984-87	9,973
5. Bill Weimer	1978-81	9,140
6. Joel Stelly	2002-05	9,120
7. Justin Manton	2011-14	8,798
8. Scott Love	2006-09	8,093
9. John White	1997-99	6,044
10. Devyn McCormick	2021-23	5,350
11. Jared Porter	2018-20	5,062
12. Jason Pope	1993-96	4,881
13. Aaron Munoz	2010-11	4,684
14. Roger Kelley	1982-83	4,574
15. Brian Lambert	1993-94	3,878

#### PUNTING AVERAGE (Min. 50 Attempts)

1. Joel Stelly	2002-05	44.3
2. Justin Manton	2011-14	43.1
3. Brian Lambert	1993-94	42.6
4. Harrison Heim	2017	41.9
5. Devyn McCormick	2021-23	41.8
Jared Porter	2018-20	41.8
7. John White	1997-99	41.4
8. Braxton Guilbeau	2022-24	41.0
Dayton Balvanz	2016	41.0
10. Danny Lee	1971-74	40.3
11. Scott Love	2006-09	40.1
12. Kevin Duhe	1984-87	39.7
Tom Miller	1967-70	39.7
14. Mike Robertson	1975-76	39.5
15. Jason Pope	1993-96	39.4

#### PUNT RETURN YARDS

1. Jeff Steele (64 returns)	1986-89	617
2. Kevin Washington (44)	1991-94	478
3. Wayne Matherne (44)	1967-70	465
4. Cisco Richard (47)	1987-90	437
5. Bruce Daigle (75)	1980-83	412
6. Darrell Slater (49)	1981-84	405
7. John Floyd (39)	1975-78	392
8. Mike Mitchell (33)	1995-99	329
9. Darrell McNeal (58)	2006-09	328
10. Chris Hickman (42)	1991-92	310

#### PUNT RETURN AVERAGE (Min. 20 Returns)

1. Kevin Steele (44-478)	1991-94	10.9
2. Wayne Matherne (44-465)	1967-70	10.6
3. John Floyd (39-392)	1975-78	10.1
4. Marcus Green (28-280)	2015-18	10.0
Mike Mitchell (33-329)	1995-99	10.0
6. Jeff Steele (64-617)	1986-89	9.6
7. Cisco Richard (47-437)	1987-90	9.3
8. Rashon Caesar (29-257)	2012-15	8.9
9. Bubbie Dupont (32-279)	1966-67	8.9
10. Darrell Slater (49-405)	1981-84	8.3

#### PUNT RETURNS FOR TOUCHDOWNS

1. John Floyd	1975-78	4
2. Cisco Richard	1987-90	3

#### KICKOFF RETURN YARDS

1. Luther Ambrose (107 returns)	2008-11	2,560
2. Jeff Steele (96)	1986-89	2,058
3. Marcus Green (70)	2015-18	1,761
4. Neal Charles (86)	1975-77	1,671
5. Markis McCray (71)	2015-19	1,449
6. Charles Estes (55)	2003-04	1,373
7. H.J. Adams (67)	2000-03	1,326
8. Cortney Davis (59)	2012-13	1,276
9. Nathan Johnson (50)	1977-80	1,117
10. Jyruss Edwards (50)	2010-12	1,106

#### KICKOFF RETURN AVERAGE

1. Marcus Green (70-1761)	2015-18	25.2
2. Charles Estes (55-1373)	2003-04	25.0
3. Luther Ambrose (107-2560)	2008-11	23.9
4. Kevin Washington (41-960)	1991-94	23.4
5. Nathan Johnson (50-1117)	1977-90	22.3
x. Jyruss Edwards (50-1106)	2010-13	22.1
6. Tyler Cain (39-852)	2011-14	21.8
7. Cortney Davis (59-1276)	2012-13	21.6
8. Bryant Jacobs (39-837)	2000-02	21.5
9. Jeff Steele (96-2058)	1986-89	21.4
10. Ronnie Fountain (23-490)	1965-66	21.3

#### KICKOFF RETURNS FOR TOUCHDOWNS

1. Marcus Green	2015-18	4
2. Luther Ambrose	2008-11	3

#### EXTRA POINTS MADE

1. Craig Ford (157 attempts)	2015-18	151
2. Justin Manton (152)	2011-14	148
3. Rob Tallent (124)	1989-92	119
4. Scott Martin (121)	1981-84	112
5. Teddy Garcia (98)	1984-87	94
6. Radi Jabour (97)	2007-11	89
7. Cory Babineaux (91)	1995-98	82
8. Clark Blake (83)	1966-69	76
9. Roger Miller (80)	1993-94	73
10. Cole Wilson (77)	2004-07	72

#### FIELD GOALS MADE

1. Teddy Garcia (101 attempts)	1984-87	62
2. Rob Tallent (63)	1989-92	42
3. Craig Ford (54)	2015-18	37
4. Justin Manton (56)	2011-14	36
5. Cole Wilson (38)	2004-07	29
6. Radi Jabour (43)	2007-11	26
7. Clark Blake (48)	1966-69	24
8. Roger Miller (27)	1993-94	21
9. Tyler Kuecker (31)	2001-03	20
Cory Babineaux (36)	1995-98	20

#### KICK SCORING

1. Teddy Garcia	1984-87	280
2. Craig Ford	2015-18	262
3. Justin Manton	2011-14	256
4. Rob Tallent	1989-92	250
5. Radi Jabour	2007-11	167
6. Cole Wilson	2004-07	159
7. Scott Martin	1981-84	154
8. Clark Blake	1966-69	148
9. Cory Babineaux	1995-98	142
10. Roger Miller	1993-94	136

### SEASON (Statistics include postseason games.)

#### PUNTS

1. Chris Qualls	2015	86
2. Chad McCarty	1989	84
3. Justin Manton	2013	80
Scott Gammel	1988	80
5. Kevin Duhe	1984	79
6. Tom Miller	1968	77
7. Justin Manton	2014	76
Chad McCarty	1990	76
9. Scott Love	2007	70
Danny Lee	1973	70
Tom Miller	1969	70

#### PUNTING YARDS

1. Justin Manton	2013	3,664
2. Justin Manton	2014	3,222
3. Chris Qualls	2015	3,190
4. Kevin Duhe	1984	3,162
5. Chad McCarty	1990	3,156
6. Tom Miller	1968	3,116
7. Joel Stelly	2003	3,099
8. Chad McCarty	1989	3,040
9. Danny Lee	1973	3,000
10. Scott Love	2007	2,946

#### PUNTING AVERAGE (Min. 20 Attempts)

1. Joel Stelly	2003	46.3
2. Justin Manton	2013	45.8
3. Brian Lambert	1994	45.3
4. Joel Stelly	2004	45.1
5. Joel Stelly	2005	44.6
Daniel Sparks	2020	44.6
7. Devyn McCormick	2022	43.9
8. Jared Porter	2019	43.8
9. Danny Lee	1973	42.9
10. John White	1999	42.6

## PUNT RETURN YARDS

1. Darrell Slater (49 returns) 1984	405
2. Jeff Steele (27) 1988	320
3. Kevin Washington (23) 1993	291
4. Cisco Richard (15) 1989	258
5. Mike Mitchell (19) 1996	244
6. Steve Mansur (11) 1967	232
7. Wayne Matherne (16) 1970	219
8. Chris Hickman (24) 1992	218
9. Cisco Richard (36) 1990	194
10. Greg Niel (15) 1971	192

## PUNT RETURN AVERAGE (Min. 5 Returns)

1. Aubrey Wade (8-172) 1956	21.5
2. Steve Mansur (11-232) 1967	21.1
3. R.F. Wilson (6-110) 1964	18.3
4. Cisco Richard (15-258) 1989	17.2
5. Marcus Green (5-85) 2018	17.0
6. Ferdy Cruce (7-99) 1960	14.1
7. Wayne Matherne (16-219) 1970	13.7
8. Mike Mitchell (19-244) 1996	12.8
Greg Niel (15-192) 1971	12.8
10. Kevin Washington (23-291) 1993	12.7

## KICKOFF RETURN YARDS

1. Charles Estes (36) 2003	988
2. Marcus Green (27) 2017	876
3. H.J. Adams (42) 2000	860
4. Luther Ambrose (38) 2009	832
5. Luther Ambrose (26) 2011	811
6. Jeff Steele (37) 1987	809
7. Tyler Cain (36) 2014	780
8. Cortney Davis (34) 2012	748
9. Chris Hickman (30) 1992	743
10. Jyruss Edwards (29) 2010	706

## KICKOFF RETURN AVERAGE (Min. 5 Returns)

1. Camillo Detore (6-248) 1953	41.3
2. Danny Hoak (7-229) 1954	32.7
3. Joe Profit (6-195) 1970	32.5
4. Marcus Green (27-876) 2017	32.4
5. R.F. Wilson (7-225) 1964	32.1
6. Michael Watkins (7-222) 1994	31.7
7. Luther Ambrose (26-811) 2011	31.2
8. Jimmy Edwards (10-309) 1972	30.9
9. John Floyd (9-276) 1978	30.7
10. Nathan Johnson (10-297) 1978	29.7

## KICKOFF RETURNS FOR TOUCHDOWNS

1. Marcus Green 2017	4
2. Luther Ambrose 2011	2

## EXTRA POINTS MADE

1. Justin Manton 2012	57
2. Rob Tallent 1992	55
3. Teddy Garcia 1987	50
4. Roger Miller 1993	46
5. Craig Ford 2017	45
6. Craig Ford 2018	38
7. Jared Porter 2019	35
Craig Ford 2016	35
Radi Jabour 2009	35
10. Justin Manton 2013	34
Justin Manton 2011	34

## FIELD GOALS MADE

1. Teddy Garcia 1987	26
2. Justin Manton 2014	20
3. Calum Sutherland 2021	16
Roger Miller 1993	16
5. Teddy Garcia 1986	15
Jessie Garcia 1983	15
7. Max Larson 2024	14
Cole Wilson 2006	14
9. Rob Tallent 1992	13
10. Radi Jabour 2009	12
Rob Tallent 1990	12
Bubba Touns 1980	12

## KICK SCORING

1. Teddy Garcia 1987	128
2. Roger Miller 1993	94
Rob Tallent 1992	94
4. Justin Manton 2014	83
5. Calum Sutherland 2021	75
Craig Ford 2017	75
7. Justin Manton 2012	72
8. Radi Jabour 2009	71
9. Max Larson 2024	69
10. Teddy Garcia 1986	65

## SINGLE GAME (Statistics include postseason games.)

### PUNTS

1. Chris Qualls Arkansas State 2015	12
Chris Qualls Alabama 2015	12
Andy Chance Florida 2001	12
Chad McCarty McNeese State 1989	12
Scott Gammel Louisiana Tech 1988	12
Larry Juster Southeast Missouri 1965	12
7. Jason Pope Colorado 1995	11
Brian Lambert Wyoming 1994	11
Chad McCarty Louisiana Tech 1989	11
Kevin Duhe Louisiana Tech 1984	11
Danny Lee Nicholls State 1972	11
Tom Miller Louisiana Tech 1970	11
Alton Thomas Louisiana Tech 1964	11

## PUNTING YARDS

1. Brian Lambert (11 att.) Wyoming 1994	489
2. Justin Manton (9) Baylor 2013	479
3. Justin Manton (10) Oklahoma 2013	462
4. Danny Lee (11) Nicholls State 1972	445
5. Andy Chance (12) Florida 2001	442
6. Harrison Heim (10) Southern Miss 2017	439
7. Justin Manton (10) Arkansas State 2014	436
8. Joel Stelly (9) New Mexico State 2003	434
9. Joel Stelly (8) Wyoming 2004	425
10. Larry Juster (12) Southeast Missouri 1965	423

## PUNTING AVERAGE (Min. 3 Attempts)

1. Joel Stelly (3-170) ULL 2003	56.7
2. Jared Porter (4-214) ULL 2019	53.5
3. Justin Manton (9-479) Baylor 2013	53.2
4. Joel Stelly (8-425) Wyoming 2004	53.1
5. Joel Stelly (3-158) Arkansas State 2003	52.7
6. Joel Stelly (6-315) Idaho 2003	52.5
7. Danny Lee (5-262) McNeese State 1972	52.4
8. Chick Childress (8-411) Southeastern La. 1952	51.4
9. Harrison Heim (4-205) Georgia State 2017	51.3
10. Braxton Guilbeau (4-204) Georgia Southern 2023	51.0
Daniel Sparks (3-153) Georgia State 2020	51.0

## PUNT RETURN YARDS

1. Mike Mitchell (5 returns) Sam Houston State 1996	165
2. Darrell Slater (2) Southeastern Louisiana 1984	117
3. Bubbie Dupont (7) Henderson State 1967	114
4. Rashon Ceaser (3) Tulane 2013	97
5. Cisco Richard (2) Sam Houston State 1989	95
6. R.F. Wilson (1) Southeastern Louisiana 1964	93
7. Steve Mansur (3) Delta State 1967	91
8. Vic Minor (1) Arkansas State 1979	85
John Floyd (4) Arkansas State 1978	85
10. John Floyd (1) Fullerton State 1977	80

## KICKOFF RETURN YARDS

1. Marcus Green (6 returns) Arkansas State 2017	206
2. Bryant Jacobs (5) Idaho 2001	175
3. Marcus Green (4) Georgia State 2017	162
4. Kevin Payne (6) ULL 2005	161
5. Rubin Jones (5) Drake 1972	158
6. Charles Estes (3) New Mexico State 2003	154
7. Charles Estes (6) Auburn 2003	152
8. Luthern Ambrose (3) North Texas 2011	148
9. Jyruss Edwards (6) Iowa 2011	141
10. Joe Merritt (5) Arkansas State 2003	141

## EXTRA POINTS MADE

1. Justin Manton Tulane 2012	9
Rob Tallent Alcorn State 1992	9
3. Radi Jabour Texas Southern 2009	8
Roger Miller Weber State 1994	8
5. Craig Ford App State 2017	7
Justin Manton Troy 2013	7
Radi Jabour North Texas 2010	7
Roger Miller North Texas 1993	7
Scott Martin Central Florida 1984	7
10. 17 times by eight different players	
Most Recent:	
Jared Porter Coastal Carolina 2019	6

## FIELD GOALS MADE

1. Calum Sutherland Jackson State 2021	4
Cole Wilson ULL 2006	4
Roger Miller McNeese State 1993	4
Teddy Garcia Georgia Southern 1987	4
Bubba Touns Mississippi College 1980	4
6. 17 occasions, most recently	
Max Larson Ragin' Cajuns 2024	3

## KICK SCORING

1. Bubba Touns Mississippi College 1980	16
2. Cole Wilson ULL 2006	15
3. Roger Miller McNeese State 1993	14
4. Craig Ford Texas State 2017	13
5. Max Larson UAB 2024	12
Calum Sutherland Jackson State 2021	12
Justin Manton New Mexico State 2014	12
Justin Manton Grambling State 2013	12
Radi Jabour FIU 2009	12
Cole Wilson Arkansas State 2007	12
Rob Tallent Alcorn State 1992	12
Teddy Garcia North Texas 1987	12

## SINGLE GAME RECORDS

### RUSHING

1. Aubrey Wade	Delta State 1956	*97
2. Ben Luckett	Arkansas State 2015	*85
3. Harvey Johnson	Jacksonville State 1973	81
4. Ahmad Hardy	Marshall 2024	80
Marquis Williams	Western Michigan 1997	80
Bobby Craighead	Indiana State 1983	80
Nathan Johnson	Nicholls State 1980	80
Joe Profit	ULL 1968	80
9. Nathan Johnson	Fullerton State 1979	78
Devone Payne	ULL 1961	78

### PASS PLAYS

1. Caleb Evans-Markis McCray	Coastal Carolina 2019	*98
2. Wendal Lowrey-Vincent Brisby	Stephen F. Austin 1991	*96
3. Andre Vige-Tony Akins	Nicholls State 1998	*90
4. Chandler Rogers-Tyrone Howell	ULL 2022	91
5. Ches Liles-Stepfret Williams	Alcorn State 1992	*86
6. Walter Phythian-Charles Andrews	Arkansas State 1986	*85
John Holman-Alfred Kinney	Nicholls State 1981	*85
8. Chandler Rogers-Tyrone Howell	South Alabama 2022	83
9. Kolton Browning-Tavarese Maye	FIU 2010	82
Andre Vige-Marty Booker	Stephen F. Austin 1998	82
Raymond Philyaw-Keith Dailey	Fresno State 1995	*82



Markis McCray combined with Caleb Evans for the longest pass play in ULM history – a 98-yard scoring play in the first quarter against Coastal Carolina in the 2019 home finale.

1. Jesse Garcia	Nicholls State 1983	57
2. Jesse Garcia	McNeese State 1982	56
3. Teddy Garcia	Northwestern State 1987	55
4. Calum Sutherland	Georgia State 2022	54
Teddy Garcia	Texas A&M 1985	54
6. Calum Sutherland	Liberty 2021	53
Jesse Garcia	McNeese State 1983	53
Jesse Garcia	ULL 1983	53
9. Calum Sutherland	Texas State 2021	52
Teddy Garcia	Arkansas State 1985	52
Jesse Garcia	McNeese State 1983	52
Jesse Garcia	Arkansas State 1983	52
Ben Simmons	Southern Miss 1982	52
Ben Simmons	UT Arlington 1982	52



Teddy Garcia converted seven career field goals of 50 or more yards, including a career-long 55-yarder at Northwestern State in 1987.

### PUNTS

1. Chick Childress	Western Kentucky 1952	88
2. Justin Manton	Baylor 2013	77
John Kelly	McNeese State 1962	77
4. Joel Stelly	Florida Atlantic 2004	76
5. Braxton Guilbeau	Georgia Southern 2023	74
6. Chad McCarty	North Texas 1992	73
Danny Lee	McNeese State 1972	73
8. Jared Porter	ULL 2019	72
John Kelly	Northwestern State 1960	72
10. Justin Manton	Baylor 2013	69
Joel Stelly	Wyoming 2004	69

### INTERCEPTION RETURNS

1. Pat Dennis	Nicholls State 1998	*100
2. Ja'Cquez Williams	Troy 2021	96
3. Karlton Washington	Northwestern State 1999	*88
4. Don Blackwelder	Texas A&M Commerce 1961	*86
5. David Dumas	Arkansas State 1977	*85
6. Greg James	Middle Tennessee 2009	78
7. Ja'Terious Evans	Texas State 2023	76
8. Isaiah Newsome	Texas State 2013	*75
9. Isaiah Newsome	Texas State 2013	*71
10. Steve Isaac	Louisiana Tech 1978	68



Isaiah Newsome tied the ULM single-game record by returning two interceptions (71 and 75 yards) for touchdowns at Texas State in 2013.

### FUMBLE RETURNS

1. Paul McElroy	Lamar 1976	*99
2. Daniel Knudsen	James Madison 2024	82
3. Chaz Williams	ULL 2004	*80
4. Ted Jones	ULL 1953	77
5. Larry Whigham	Texas State 1993	71
6. John Thompson	McNeese State 2002	*52
7. Matt Freeman	Tulsa 2007	*46

### KICKOFF RETURNS

1. Luther Ambrose	North Texas 2011	*100
Nathan Johnson	Southeastern Louisiana 1978	*100
Camillo Detore	Louisiana Tech 1953	*100
4. Marcus Green	Arkansas State 2017	*95
Marcus Green	Appalachian State 2017	*95
6. Bryant Jacobs	Idaho 2001	*94
7. Marcus Green	Georgia State 2017	*93
Bobby Craighead	McNeese State 1983	*93
R.F. Wilson	Northwestern State 1964	*93
Joe Profit	Quantico 1970	*93



Luther Ambrose had three career kickoff returns for touchdowns, including a 100-yard runback at North Texas in 2011.

### PUNT RETURNS

1. R.F. Wilson	Southeastern Louisiana 1964	*93
2. Rashon Ceaser	Tulane 2013	*88
3. Vic Minor	Arkansas State 1979	*85
4. Mike Mitchell	Sam Houston State 1996	83
Cisco Richard	Sam Houston State 1990	*83
6. Darrell Slater	Southeastern Louisiana 1994	*82
7. John Floyd	Fullerton State 1977	*80
8. Jeff Steele	Arkansas State 1989	*77
John Floyd	Arkansas State 1978	*77
10. Cisco Richard	Stephen F. Austin 1989	*76
Steve Mansur	Delta State 1967	76



Rashon Ceaser's 88-yard punt return for a touchdown against Tulane in 2013 ranks as the second longest in school history.

## TOP 25 SINGLE-GAME RUSHING PERFORMANCES

1.	254	Irving Spikes (32 carries) vs. North Texas	Nov. 13, 1993
2.	250	Greg Robinson (27) vs. Alcorn State	Nov. 21, 1992*
3.	235	Irving Spikes (27) vs. Arkansas State	Oct. 30, 1993
4.	231	Irving Spikes (32) vs. Idaho	Nov. 20, 1993*
5.	215	Jimmy Edwards (30) vs. Southeastern Louisiana	Oct. 21, 1972
6.	206	Ahmad Hardy (25) at Marshall	Nov. 2, 2024
7.	204	Ahmad Hardy (30) at Arkansas State	Nov. 12, 2016
8.	201	Thomas Khoufi (31) vs. Georgia State	Nov. 12, 2016
9.	192	Joe Profit (29) vs. Northwestern State	Sept. 19, 1970
10.	191	Jyruss Edwards (27) vs. Middle Tennessee	Nov. 12, 2011
11.	185	Bryant Jacobs (25) vs. Idaho	Oct. 12, 2002
12.	184	Joe Mitchell (28) vs. Richmond	Oct. 27, 1973
13.	180	Calvin Dawson (17) vs. Middle Tennessee	Nov. 3, 2007
14.	179	Calvin Dawson (26) vs. Kentucky	Nov. 18, 2006
15.	176	Jimmy Edwards (28) vs. Nicholls State	Oct. 7, 1972
16.	175	Greg Robinson (20) vs. Northwestern State	Oct. 24, 1992
17.	174	Mike Mitchell (23) vs. UL Lafayette	Oct. 23, 1999
	174	Jimmy Edwards (35) vs. Arkansas State	Nov. 4, 1972
19.	173	Josh Johnson (10) vs. Grambling State	Aug. 31, 2019
20.	172	Ahmad Hardy (28) vs. Ragin' Cajuns	Nov. 30, 2024
21.	170	Jimmy Edwards (33) vs. Northwestern State	Sept. 30, 1972
22.	169	Frank Goodin (19) vs. Western Kentucky	Nov. 14, 2009
	169	Kevin Payne (25) vs. Arkansas State	Oct. 4, 2003
	169	Irving Spikes (22) vs. Eastern Washington	Sept. 4, 1993
	169	Joe Profit (25) vs. Northwestern State	Oct. 4, 1969

## SEASON | MOST 100-YARD RUSHING GAMES

1.	Calvin Dawson	2007	9
2.	Ahmad Hardy	2024	8
3.	Josh Johnson	2019	7
	Calvin Dawson	2006	7
	Irving Spikes	1993	7
6.	Bryant Jacobs	2002	6
	Greg Robinson	1992	6
	Jimmy Edwards	1972	6

## CAREER | MOST 100-YARD RUSHING GAMES

1.	Calvin Dawson: 2005 (2), 2006 (7), 2007 (9)	18
2.	Joe Profit: 1968 (4), 1969 (5), 1970 (4)	13
3.	Roosevelt Potts: 1990 (5), 1991 (5)	10
4.	Ahmad Hardy: 2024 (8)	8
	Frank Goodin: 2007 (2), 2008 (1), 2009 (5)	8
	Nathan Johnson: 1978 (4), 1979 (1), 1980 (3)	8

## TOP 25 SINGLE-GAME PASSING PERFORMANCES

1.	619	Doug Pederson (46-71-1-5) vs. Stephen F. Austin	Nov. 11, 1989
2.	486	Raymond Philyaw (26-55-1-5) vs. Nevada	Oct. 14, 1995
	486	Stan Humphries (33-51-2-3) vs. Eastern Kentucky	Dec. 5, 1987*
4.	479	Raymond Philyaw (25-42-1-3) vs. Central Florida	Oct. 12, 1996
5.	472	Pete Thomas (38-54-0-2) vs. UL Lafayette	Nov. 15, 2014
6.	470	Steven Jyles (26-42-0-4) vs. Utah State	Oct. 26, 2002
7.	461	John Holman (29-55-7-3) vs. McNeese State	Oct. 11, 1980
8.	454	Caleb Evans (21-37-3-4) vs. Arkansas State	Nov. 25, 2017
9.	436	Stan Humphries (26-43-0-3) vs. Marshall	Dec. 19, 1987*
10.	433	Caleb Evans (24-37-0-3) vs. Texas State	Oct. 7, 2017
11.	412	Kolton Browning (42-67-1-3) vs. Arkansas	Sept. 8, 2012
12.	405	Caleb Evans (24-37-1-3) vs. Idaho	Oct. 28, 2017
13.	402	Wendal Lowrey (23-34-2-4) vs. Eastern Washington	Oct. 31, 1992
14.	399	John Holman (32-65-2-0) vs. Louisiana Tech	Oct. 9, 1982
15.	394	Raymond Philyaw (22-38-0-4) vs. Northwestern State	Oct. 21, 1995
	394	John Holman (27-41-1-1) vs. Louisiana Tech	Oct. 30, 1981
17.	384	Pete Thomas (24-44-1-2) vs. Idaho	Sept. 6, 2014
	384	Steven Jyles (32-49-1-1) vs. FIU	Nov. 5, 2005
19.	382	Stan Humphries (19-30-1-3) vs. McNeese State	Oct. 31, 1987
20.	378	Stan Humphries (24-49-2-2) vs. Southern Miss	Sept. 6, 1986
21.	377	Colby Suits (35-53-1-2) vs. Texas State	Sept. 19, 2020
	377	Kinsmon Lancaster (24-41-0-2) vs. Kansas	Sept. 9, 2006
	377	Stan Humphries (25-41-0-2) vs. Louisiana Tech	Sept. 12, 1987
24.	371	Chandler Rogers (20-27-1-4) at South Alabama	Oct. 15, 2022
25.	370	Garrett Smith (26-33-0-3) vs. Nicholls State	Sept. 12, 2015

## SEASON | MOST 200-YARD PASSING GAMES


1.	Stan Humphries	1987	11
2.	Kolton Browning	2012	10
	Robert Cobb	1993	10
	John Holman	1982	10
5.	Caleb Evans	2019	9
	Caleb Evans	2018	9
	Kolton Browning	2010	9
	Bubby Brister	1985	9

## CAREER | MOST 200-YARD PASSING GAMES

1.	Kolton Browning: 2010 (9), 2011 (4), 2012 (10), 2013 (5)	28
2.	Caleb Evans: 2016 (1), 2017 (6), 2018 (9), 2019 (9)	25
3.	Steven Jyles: 2002 (5), 2003 (5), 2004 (6), 2005 (6)	22
4.	John Holman: 1980 (6), 1981 (3), 1982 (10)	19
5.	Raymond Philyaw: 1994 (4), 1995 (6), 1996 (5)	15

## TOP 25 SINGLE-GAME RECEIVING PERFORMANCES

1.	264	Stepfret Williams (10 catches) vs. Nevada	Oct. 14, 1995
2.	244	Tyrone Howell (9) vs. South Alabama	Oct. 23, 2021
3.	227	Vincent Brisby (10) vs. UL Lafayette	Sept. 12, 1992
4.	222	Bobby Craighead (4) vs. Southeastern Louisiana	Oct. 24, 1981
5.	218	Marty Booker (10) vs. Central Florida	Oct. 12, 1996
6.	214	Chris Jones (12) vs. Northwestern State	Oct. 5, 1985
7.	206	Vincent Brisby (7) vs. Stephen F. Austin	Nov. 16, 1991
	206	Jeff Steele (8) vs. Stephen F. Austin	Nov. 11, 1989
9.	203	John Floyd (10) vs. West Texas A&M	Nov. 13, 1976
10.	200	Vincent Brisby (8) vs. Eastern Washington	Oct. 31, 1992
11.	197	John Floyd (6) vs. Louisiana Tech	Nov. 20, 1976
12.	194	Marty Booker (10) vs. Nicholls State	Sept. 5, 1998
13.	193	Marcus Green (8) vs. Arkansas State	Nov. 25, 2017
14.	189	Benny Mitchell (4) vs. North Texas	Nov. 16, 1985
15.	187	LaGregory Sapp (7) vs. North Texas	Nov. 7, 2009
16.	186	Mack Vincent (7) vs. Utah State	Oct. 26, 2002
17.	183	Bobby Lewis (10) vs. Louisiana Tech	Oct. 9, 1982
18.	182	Marty Booker (7) vs. Auburn	Oct. 26, 1996
	182	John Floyd (7) vs. Northwestern State	Sept. 30, 1978
20.	179	Vincent Brisby (5) vs. McNeese State	Oct. 10, 1992
	179	Vincent Brisby (7) vs. North Texas	Nov. 23, 1991
22.	176	Tyrone Howell (12) at Texas State	Nov. 6, 2021
	176	Stepfret Williams (6) vs. Weber State	Oct. 1, 1994
24.	175	Ajalen Holley (6) vs. Idaho	Sept. 6, 2014
25.	173	Mack Vincent (7) vs. McNeese State	Sept. 14, 2002



*Stepfret Williams set the record for single-game receiving yards (265) against Nevada in 1995. Williams holds the most 100-yard receiving games in program history with 16 from 1992-95.*

## SEASON | MOST 100-YARD RECEIVING GAMES

1.	Marty Booker	1998	6
	Stepfret Williams	1994	6
3.	Mack Vincent	2002	5
	Stepfret Williams	1993	5
	John Floyd	1976	5

## CAREER | MOST 100-YARD RECEIVING GAMES

1.	Stepfret Williams: 1992 (1), 1993 (5), 1994 (6), 1995 (4)	16
2.	Marty Booker: 1996 (3), 1997 (2), 1998 (6)	11
3.	John Floyd: 1976 (5), 1977 (1), 1978 (4)	10
4.	Mack Vincent: 2001 (2), 2002 (5), 2003 (2)	9
5.	Marcus Green: 2015 (2), 2017 (4), 2018 (2)	8
	Rashon Ceaser: 2013 (4), 2014 (3), 20015 (1)	8
	Jackie Harris: 1987 (4), 1988 (2), 1989 (2)	8

\* NCAA Division I-AA Playoffs

## SEASON LEADERS

### RUSHING

YEAR	PLAYER	G	ATT	YDS	AVG	TD	YPG
1951	Bob Carter	--	92	735	8.0	--	---
1952	Final stats unavailable						
1953	Lloyd Ray Smith	--	96	795	8.3	--	---
1954	Pete Chambliss	--	--	246	--	--	---
1955	Aubrey Wade	--	--	440	--	--	---
1956	Aubrey Wade	--	98	819	8.4	8	---
1957	Lloyd Ray Smith	--	81	444	5.5	2	---
1958	Lloyd Ray Smith	--	121	499	4.1	4	---
1959	Stewart "Smokey" Stover	--	117	400	3.4	3	---
1960	Al Ott	--	74	288	3.9	1	---
1961	Willie Ragan	--	75	382	5.1	--	---
1962	Robert Charles Payne	--	48	285	5.9	1	---
1963	Willie Ragan	--	117	440	3.8	3	---
1964	John Garrison	--	130	319	2.5	0	---
1965	Steve Mansur	--	92	166	1.8	1	---
1966	Bobby Scafidel	--	135	558	4.1	5	---
1967	Bobby Scafidel	--	142	637	4.5	3	---
1968	Joe Profit	--	134	884	6.6	6	---
1969	Joe Profit	--	211	1027	4.9	6	---
1970	Joe Profit	--	158	735	4.7	5	---
1971	Van Lambert	--	192	739	3.8	4	---
1972	Jimmy Edwards	--	280	1328	4.7	8	---
1973	Joe Mitchell	--	165	851	5.2	6	---
1974	Alex Stewart	--	100	465	4.7	6	---
1975	Greg Schaff	--	119	377	3.2	6	---
1976	Neal Charles	11	97	502	5.2	3	45.6
1977	Robert Johnson	11	94	539	5.7	1	49.0
1978	Nathan Johnson	11	123	731	5.9	5	66.5
1979	George Johns	11	140	602	4.3	5	54.7
1980	Nathan Johnson	11	151	763	5.1	6	69.4
1981	Dewayne Robinson	11	80	463	5.8	3	42.1
1982	Feotis Moore	11	101	447	4.4	5	40.6
1983	Bobby Craighead	11	209	982	4.7	7	89.3
1984	Jimmy Harris	7	98	400	4.1	7	57.1
1985	Jimmy Harris	11	108	541	5.0	3	49.2
1986	Tommy Minvielle	11	128	548	4.3	7	49.8
1987	Tommy Minvielle	15	181	823	4.5	7	54.9
1988	Tommy Minvielle	11	106	408	3.8	0	37.1
1989	Cisco Richard	11	148	585	4.0	2	53.2
1990	Roosevelt Potts	11	240	1020	4.3	2	92.7
1991	Roosevelt Potts	11	239	1103	4.6	5	100.3
1992	Greg Robinson	11	159	1011	6.4	13	91.9
1993	Irving Spikes	12	278	1794	6.5	14	149.5
1994	Eric Foster	11	107	447	4.2	9	40.6
1995	Carson Fields	11	144	632	4.4	3	57.5
1996	Marquis Williams	10	165	613	3.7	4	61.3
1997	Marquis Williams	12	231	977	4.2	9	81.4
1998	Alan Ricard	11	100	383	3.8	7	34.8
1999	Mike Mitchell	11	158	683	4.3	7	62.1
2000	Mark Henderson	10	88	446	5.1	1	44.6
2001	Bryant Jacobs	11	103	305	3.0	1	27.7
2002	Bryant Jacobs	12	205	1043	5.1	7	86.9
2003	Kevin Payne	12	248	976	3.9	6	81.3
2004	Steven Jyles	11	150	587	3.9	8	53.4
2005	Calvin Dawson	11	134	656	4.9	7	59.6
2006	Calvin Dawson	12	213	1210	5.7	11	100.8
2007	Calvin Dawson	12	281	1414	5.0	12	117.8
2008	Frank Goodin	11	182	783	4.3	5	71.2
2009	Frank Goodin	12	219	1126	5.1	13	93.8
2010	Frank Goodin	12	131	438	3.3	3	36.5
2011	Jyruss Edwards	12	143	667	4.7	11	55.6
2012	Kolton Browning	12	146	488	3.3	7	40.7
2013	Jyruss Edwards	12	99	447	4.5	2	37.3
2014	Centarius Donald	11	153	606	4.0	6	55.1
2015	Ben Luckett	13	94	509	5.4	2	39.2
2016	Ben Luckett	11	120	450	3.8	5	40.9
2017	Derrick Gore	12	164	585	3.6	6	48.8
2018	Derrick Gore	12	131	662	5.1	6	55.2
2019	Josh Johnson	12	201	1298	6.5	11	108.2
2020	Josh Johnson	9	88	321	3.6	4	35.7
2021	Andrew Henry	11	131	485	3.7	4	44.1
2022	Malik Jackson	12	141	507	3.6	6	42.3
2023	Hunter Smith	12	94	507	5.4	3	42.3
2024	Ahmad Hardy	12	237	1351	5.7	13	112.6

### PASSING

YEAR	PLAYER	G	COMP	ATT	INT	PCT	YDS	TD
1951	Lloyd Ray	--	31	78	--	.397	---	--
1952	Final stats unavailable							
1953	Mark Boatright	--	27	--	--	---	201	--
1954	Pete Chambliss	--	--	--	--	---	226	--
1955	Final stats unavailable							
1956	Everett Reynolds	--	12	21	0	.571	251	4
1957	Nathan Zametto	--	15	29	4	.517	246	5
1958	Everett Reynolds	--	39	59	6	.661	604	8
1959	Bob Randel	--	37	88	6	.420	445	5
1960	Don Wattigny	--	21	62	6	.339	279	1
1961	Ronnie Myrick	--	25	57	6	.439	322	0
1962	Ronnie Myrick	--	22	52	5	.423	198	0
1963	Bookie Shillcutt	--	25	57	7	.439	337	3
1964	John Garrison	--	20	45	6	.444	225	0
1965	Steve Mansur	--	34	98	9	.347	461	2
1966	Steve Mansur	--	34	97	11	.351	423	4
1967	Terry Reisig	--	47	98	5	.480	510	5
1968	Steve Mansur	--	48	113	8	.425	593	3
1969	Mike Audirsch	--	67	169	14	.396	932	8
1970	Allen Taylor	--	75	170	17	.441	878	7
1971	Don Smith	--	75	193	15	.389	1022	8
1972	Don Smith	--	50	112	8	.446	633	3
1973	Scotty Dyer	--	21	50	6	.420	268	0
1974	Scotty Dyer	--	89	227	16	.392	1270	7
1975	Joe Bruner	--	160	312	15	.513	2025	7
1976	Mike Howell	10	81	210	15	.386	1511	10
1977	Bud Cespiva	9	31	74	9	.419	440	4
1978	Kirby Arceneaux	11	79	171	15	.462	1229	6
1979	John Holman	7	42	94	6	.447	511	1
1980	John Holman	11	187	350	20	.534	2444	15
1981	John Holman	11	146	296	12	.493	1908	15
1982	John Holman	11	218	461	16	.473	2964	20
1983	Rodney Horn	10	64	144	6	.444	1067	10
1984	Rodney Horn	11	115	248	11	.464	1436	10
1985	Bubby Brister	11	191	342	14	.558	2880	17
1986	Stan Humphries	10	117	249	11	.470	1773	11
1987	Stan Humphries	14	270	498	17	.542	4019	29
1988	Doug Pederson	9	121	226	12	.535	1549	7
1989	Doug Pederson	11	243	436	15	.557	2603	16
1990	Doug Pederson	12	215	375	15	.573	2439	10
1991	Wendal Lowrey	5	80	136	7	.588	1309	8
1992	Wendal Lowrey	11	147	227	9	.648	2190	16
1993	Robert Cobb	12	211	369	9	.572	3256	33
1994	Raymond Philyaw	11	131	243	7	.539	1893	13
1995	Raymond Philyaw	10	167	320	7	.522	2627	22
1996	Raymond Philyaw	11	173	351	8	.493	2445	16
1997	Daniel Jeremiah	10	120	229	7	.524	1450	9
1998	Andre Vige	11	136	284	9	.479	1967	17
1999	Andy Chance	11	141	246	8	.573	1327	5
2000	Andy Chance	6	111	210	8	.529	1149	2
2001	Andy Chance	8	103	196	6	.526	1054	4
2002	Steven Jyles	12	181	368	9	.492	2318	17
2003	Steven Jyles	11	201	360	12	.558	2112	14
2004	Steven Jyles	11	204	366	12	.557	2322	12
2005	Steven Jyles	11	209	379	10	.551	2235	12
2006	Kinsmon Lancaster	12	142	250	14	.568	1789	7
2007	Kinsmon Lancaster	12	174	294	10	.592	1866	13
2008	Kinsmon Lancaster	12	186	313	7	.594	2040	18
2009	Trey Revell	10	121	210	12	.576	1739	12
2010	Kolton Browning	12	234	378	12	.619	2552	18
2011	Kolton Browning	12	244	419	8	.582	2483	13
2012	Kolton Browning	12	273	428	10	.638	3049	29
2013	Kolton Browning	10	200	352	8	.568	2179	21
2014	Pete Thomas	12	301	501	6	.601	3181	14
2015	Garrett Smith	10	191	333	11	.574	2033	17
2016	Garrett Smith	8	103	179	7	.575	1237	9
2017	Caleb Evans	12	211	344	6	.613	2868	17
2018	Caleb Evans	12	231	374	12	.618	2869	16
2019	Caleb Evans	12	239	390	10	.613	2942	21
2020	Colby Suits	8	152	249	7	.610	1541	8
2021	Chandler Rogers	12	112	179	3	.626	1311	9
2022	Chandler Rogers	12	216	320	7	.675	2403	15
2023	Jiya Wright	12	107	204	8	.525	1246	10
2024	Aidan Armenta	12	104	190	10	.547	1292	9

## RECEIVING

YEAR	PLAYER	G	NO	YDS	AVG	TD	YPG
1956	Joe Driskill	--	6	107	17.8	2	---
1957	Joe Driskill	--	7	85	12.1	3	---
	Don Reynolds	--	7	71	10.1	0	---
1958	Joe Driskill	--	12	316	26.3	3	---
1959	Charlie Barnes	--	13	84	6.5	0	---
1960	Charlie Barnes	--	17	192	11.3	2	---
1961	Ken Newton	--	7	85	12.1	0	---
	Gene Harbert	--	7	72	10.3	1	---
1962	Bo Dick Smith	--	6	45	7.5	0	---
1963	Alton Thomas	--	15	201	13.4	1	---
1964	Stanley Wilson	--	6	94	15.7	0	---
1965	Kenneth Holland	--	19	257	13.5	0	---
1966	Alton Thomas	--	11	201	18.3	1	---
	Dalton LeBlanc	--	11	106	9.6	0	---
1967	Al Miller	--	34	436	12.8	2	---
1968	Al Miller	--	30	361	12.0	3	---
1969	Al Miller	--	17	223	13.1	0	---
1970	Don Zimmerman	--	25	392	15.7	2	---
1971	Rubin Jones	--	32	577	18.0	9	---
1972	Rubin Jones	--	30	410	13.7	1	---
1973	Rusty Brown	--	11	132	12.0	0	---
1974	Harvey Johnson	--	37	502	13.6	2	---
1975	Fred Coleman	11	43	580	13.5	0	52.7
1976	John Floyd	11	45	986	21.9	5	89.6
	Frank Maxwell	11	45	648	14.4	6	58.9
1977	John Floyd	11	30	573	19.1	4	52.1
1978	John Floyd	8	29	649	22.4	5	81.1
1979	Troy Morrison	11	19	276	14.5	0	25.1
1980	Tag Rome	11	41	562	13.7	1	51.1
1981	Alfred Kinney	11	44	782	17.8	9	71.1
1982	Tag Rome	11	46	604	13.1	4	54.9
1983	Joey Evans	11	23	381	16.6	2	34.6
1984	Joey Evans	11	47	672	14.3	4	61.1
1985	Chris Jones	7	33	774	23.5	4	110.6
	Benny Mitchell	--	33	751	22.8	5	---
	Mike Manzullo	--	33	393	11.9	4	---
1986	Benny Mitchell	11	30	518	17.3	3	47.1
1987	Jackie Harris	14	59	751	12.7	5	53.6
1988	Jackie Harris	--	43	512	11.9	2	---
1989	Cisco Richard	--	61	481	7.9	1	---
1990	Cisco Richard	12	72	704	9.8	5	58.7
1991	Erich Cox	--	49	535	10.9	0	---
1992	Vincent Brisby	10	56	1050	18.8	9	105.0
1993	Stepfret Williams	12	42	1009	24.0	12	84.1
1994	Stepfret Williams	11	57	1106	19.4	10	100.5
1995	Stepfret Williams	11	66	1056	16.0	12	96.0
1996	Marty Booker	10	51	857	16.8	6	85.7
1997	Marty Booker	9	44	621	14.1	5	69.0
1998	Marty Booker	11	75	1168	15.6	11	106.2
1999	Sean Brown	11	37	304	8.2	1	27.6
2000	Kevin Stevenson	9	40	432	10.8	1	48.0
2001	Mack Vincent	11	47	619	13.2	2	56.3
2002	Mack Vincent	12	79	1198	15.2	7	99.8
2003	Mack Vincent	12	62	700	11.3	9	58.3
2004	Drouzon Quillen	11	44	758	17.2	7	68.9
2005	Drouzon Quillen	11	45	707	15.7	9	64.3
2006	LaGregory Sapp	12	43	796	18.5	3	66.3
2007	Darrell McNeal	12	54	502	9.3	4	41.8
2008	Darrell McNeal	11	51	558	10.9	4	50.7
2009	LaGregory Sapp	10	40	784	19.6	3	78.4
2010	Luther Ambrose	12	65	752	11.6	6	62.7
2011	Brent Leonard	12	69	751	10.9	4	62.6
2012	Brent Leonard	13	104	1118	10.8	10	86.0
2013	Rashon Ceaser	12	65	964	14.8	5	80.3
2014	Rashon Ceaser	12	77	872	11.3	3	72.7
2015	Ajalen Holley	12	60	709	11.8	6	59.1
2016	Marcus Green	12	36	344	9.6	4	28.7
2017	Marcus Green	12	55	847	15.4	5	70.6
2018	Marcus Green	12	50	855	17.1	8	71.2
2019	Markis McCray	12	48	583	12.1	6	48.6
2020	Josh Pederson	10	32	367	11.5	0	36.7
2021	Boogie Knight	12	45	588	13.1	3	49.0
2022	Tyrone Howell	12	50	852	17.0	6	71.0
2023	Tyrone Howell	12	49	590	12.0	7	49.2
2024	Davon Wells	12	29	262	9.0	2	21.8

## SCORING

YEAR	PLAYER	G	TD	FG	PAT	2PT	PTS
1951	Bob Carter	--	--	--	--	--	63
1952	Press Berry	--	--	--	--	--	54
1953	Lloyd Ray Smith	--	--	--	--	--	30
1954	Dan Andrews	--	--	--	--	--	27
1955	Aubrey Wade	--	--	--	--	--	28
1956	Aubrey Wade	--	--	--	--	--	67
1957	Joe Driskill	--	3	0	0	0	18
	Robert McGough	--	3	0	0	0	18
1958	Everett Reynolds	--	--	--	--	--	36
	Joe Laudadio	--	--	--	--	--	36
1959	Stewart "Smokey" Stover	--	--	--	--	--	24
1960	Ferdie Cruce	--	--	--	--	--	14
1961	Willie Ragan	--	2	0	17	1	31
1962	Ronnie Myrick	--	5	0	0	0	30
1963	Willie Ragan	--	3	1	8	0	29
1964	R.F. Wilson	--	4	0	0	0	24
1965	Bobby Scafidel	--	2	0	0	0	12
1966	Clark Blake	--	--	7	22	--	43
1967	Howard Swindler	--	7	0	0	0	42
1968	Clark Blake	--	0	8	20	0	44
1969	Joe Profit	--	8	0	0	0	48
1970	Joe Profit	--	6	0	0	0	36
1971	Rubin Jones	--	9	0	0	0	54
1972	Jimmy Edwards	--	9	0	0	0	54
1973	Joe Mitchell	--	6	0	0	1	38
1974	Alex Stewart	--	6	0	0	0	36
1975	Joe Bruner	11	7	0	0	0	42
	Greg Schaff	11	7	0	0	0	42
1976	Frank Maxwell	11	6	0	0	2	40
1977	John Floyd	11	5	0	0	0	30
1978	John Floyd	8	8	0	0	0	48
1979	Nathan Johnson	11	7	0	0	0	42
1980	Bubba Touns	11	0	12	26	0	62
1981	Alfred Kinney	11	9	0	0	0	54
	Scott Martin	11	0	7	33	0	54
1982	Dewayne Robinson	--	9	0	0	0	54
1983	Bobby Craighead	11	10	0	0	0	60
1984	Jimmy Harris	7	7	0	0	0	42
1985	Teddy Garcia	--	0	11	24	0	57
1986	Teddy Garcia	--	--	--	--	--	67
1987	Teddy Garcia	--	0	26	50	0	128
1988	Cisco Richard	--	7	0	0	0	42
1989	Rob Tallent	--	0	10	19	0	49
1990	Cisco Richard	--	--	--	--	--	66
1991	Greg Robinson	--	9	0	0	0	54
1992	Greg Robinson	--	14	0	0	0	84
1993	Roger Miller	--	0	16	47	0	95
1994	Eric Foster	11	10	0	0	0	60
	Stepfret Williams	11	10	0	0	0	60
1995	Stepfret Williams	11	12	0	0	0	72
1996	Keith Gardner	10	6	0	0	1	38
1997	Marquis Williams	12	9	0	0	0	54
1998	Marty Booker	11	11	0	0	0	66
1999	Michael Mitchell	11	8	0	0	0	48
2000	Daniel Francis	5	0	3	4	0	13
2001	Tyler Kuecker	11	0	8	7	0	31
2002	Bryant Jacobs	12	7	0	0	0	42
	Mack Vincent	12	7	0	0	0	42
2003	Vincent Mack	12	9	0	0	0	54
	Kevin Payne	12	9	0	0	0	54
2004	Steven Jyles	11	8	0	0	0	48
2005	Steven Jyles	11	9	0	0	0	54
	Drouzon Quillen	11	9	0	0	0	54
2006	Calvin Dawson	12	11	0	0	0	66
2007	Calvin Dawson	12	12	0	0	0	72
2008	Darrell McNeal	11	8	0	0	1	50
2009	Frank Goodin	12	13	0	0	0	78
2010	Radi Jabour	12	0	8	26	0	50
2011	Jyruss Edwards	12	12	0	0	0	72
2012	Justin Manton	13	0	5	57	0	72
2013	Justin Manton	12	0	5	34	0	49
2014	Justin Manton	12	0	20	23	0	83
2015	Craig Ford	12	0	9	33	0	60
2016	Craig Ford	12	0	9	35	0	62
2017	Caleb Evans	12	13	0	0	0	78
2018	Craig Ford	12	0	9	38	0	65
2019	Caleb Evans	12	12	0	0	1	72
2020	Josh Johnson	9	5	0	0	0	30
2021	Calum Sutherland	12	0	16	27	0	75
2022	Calum Sutherland	12	0	10	32	0	62
2023	Derek McCormick	9	0	10	16	0	46
2024	Ahmad Hardy	12	13	0	0	0	78

## TOTAL OFFENSE

YEAR	PLAYER	G	PLAYS	RUSH	PASS	TOTAL	YPG
1951	Bob Carter	--	92	735	0	735	---
1952	Final stats unavailable						
1953	Lloyd Ray Smith	--	96	795	0	795	---
1954	Pete Chambless	--	--	246	226	472	---
1955	Aubrey Wade	--	--	440	145	585	---
1956	Aubrey Wade	--	121	819	43	862	---
1957	Lloyd Ray Smith	--	81	444	0	444	---
1958	Everett Reynolds	--	107	160	604	764	---
1959	Bob Randel	--	110	-39	445	406	---
1960	Don Wattigny	--	119	121	279	400	---
1961	Ronnie Myrick	--	123	271	322	593	---
1962	Ronnie Myrick	--	119	201	198	399	---
1963	Willie Ragan	--	117	440	0	440	---
1964	John Garrison	--	176	319	225	544	---
1965	Steve Mansur	--	190	166	461	627	---
1966	Steve Mansur	--	239	459	423	882	---
1967	Steve Mansur	--	185	459	358	817	---
1968	Joe Profit	--	134	884	0	884	---
1969	Joe Profit	--	211	1027	0	1027	---
1970	Joe Profit	--	159	735	0	735	---
1971	Don Smith	--	266	123	1022	1145	---
1972	Jimmy Edwards	--	281	1328	0	1328	---
1973	Joe Mitchell	--	167	851	0	851	---
1974	Scotty Dyer	--	362	345	1270	1615	---
1975	Joe Bruner	--	370	10	2025	2035	---
1976	Mike Howell	10	311	334	1511	1845	184.5
1977	Bud Cespiva	9	178	183	440	623	69.2
1978	Kirby Arceneaux	11	295	164	1229	1393	126.6
1979	John Holman	7	153	167	511	678	96.9
1980	John Holman	11	382	-55	2444	2389	217.2
1981	John Holman	11	322	-14	1908	1894	172.2
1982	John Holman	11	519	-123	2964	2841	258.3
1983	Rodney Horn	10	228	251	1067	1318	131.8
1984	Rodney Horn	11	248	82	1436	1518	138.0
1985	Bubby Brister	11	425	-176	2880	2704	245.8
1986	Stan Humphries	10	287	-59	1773	1714	171.4
1987	Stan Humphries	14	608	202	4019	4221	301.5
1988	Doug Pederson	9	322	-11	1549	1538	170.9
1989	Doug Pederson	11	503	-139	2603	2464	224.0
1990	Doug Pederson	12	423	-94	2439	2345	195.4
1991	Wendal Lowery	5	158	-4	1309	1305	261.0
1992	Wendal Lowery	11	281	9	2190	2199	199.9
1993	Robert Cobb	12	403	-45	3256	3211	267.6
1994	Raymond Philyaw	11	287	95	1893	1988	180.7
1995	Raymond Philyaw	10	369	-43	2627	2584	258.4
1996	Raymond Philyaw	11	419	-86	2445	2359	214.5
1997	Daniel Jeremiah	10	274	96	1450	1546	154.6
1998	Andre Vige	11	332	-145	1967	1822	165.6
1999	Andy Chance	11	376	438	1327	1765	160.5
2000	Andy Chance	6	271	25	1149	1174	195.7
2001	Andy Chance	8	257	109	1054	1163	145.4
2002	Steven Jyles	12	453	165	2318	2483	206.9
2003	Steven Jyles	11	422	59	2112	2171	197.4
2004	Steven Jyles	11	516	587	2322	2909	264.5
2005	Steven Jyles	11	518	436	2235	2671	242.8
2006	Kinsmon Lancaster	12	361	333	1789	2122	176.8
2007	Kinsmon Lancaster	12	401	398	1866	2264	188.7
2008	Kinsmon Lancaster	12	444	614	2040	2654	221.2
2009	Trey Revell	10	305	354	1739	2093	209.3
2010	Kolton Browning	12	549	385	2552	2937	244.8
2011	Kolton Browning	12	562	443	2483	2926	243.8
2012	Kolton Browning	12	574	488	3049	3537	294.8
2013	Kolton Browning	10	450	229	2179	2408	240.8
2014	Pete Thomas	12	611	6	3181	3187	265.6
2015	Garrett Smith	10	441	250	2033	2283	228.3
2016	Garrett Smith	8	239	308	1237	1545	193.1
2017	Caleb Evans	12	481	579	2868	3447	287.2
2018	Caleb Evans	12	514	632	2869	3501	291.8
2019	Caleb Evans	12	530	794	2942	3736	311.3
2020	Colby Suits	8	284	57	1541	1598	199.8
2021	Chandler Rogers	12	320	357	1301	1658	138.2
2022	Chandler Rogers	12	465	353	2403	2756	229.7
2023	Jiya Wright	12	303	264	1246	1510	125.8
2024	Ahmad Hardy	12	237	1351	0	1351	112.6

## ALL-PURPOSE YARDS

YEAR	PLAYER	G	RUSH	REC	PR	KOR	IR	TOTAL	YPG
1960	Freddy Cruce	--	277	16	99	51	0	443	---
1961	Ken Newton	--	266	85	58	79	0	488	---
1962	Joe Thraikill	--	62	4	74	410	0	550	---
1963	Alton Thomas	--	239	201	175	71	0	686	---
1964	John Garrison	--	319	0	68	197	0	584	---
1965	Ronnie Fountain	--	0	128	0	282	0	410	---
1966	Alton Thomas	--	462	201	36	44	0	743	---
1967	Steve Mansur	--	459	20	232	40	0	751	---
1968	Joe Profit	--	884	64	0	0	0	948	---
1969	Joe Profit	--	1027	98	0	11	0	1136	---
1970	Joe Profit	--	735	3	0	195	0	933	---
1971	Van Lambert	--	739	167	0	75	0	981	---
1972	Jimmy Edwards	--	1328	127	0	309	0	1764	---
1973	Matthew Williams	--	690	32	81	542	0	1345	---
1974	Rod Alexander	--	196	80	0	469	0	745	---
1975	Neal Charles	11	17	0	43	692	0	752	68.4
1976	John Floyd	11	3	986	65	111	0	1165	105.9
1977	John Floyd	11	36	573	157	0	0	766	69.6
1978	Nathan Johnson	11	731	84	0	297	0	1112	101.1
1979	Nathan Johnson	11	549	133	0	382	0	1064	96.7
1980	Nathan Johnson	11	763	163	0	281	0	1207	109.7
1981	Alfred Kinney	11	-18	782	0	59	0	823	74.8
1982	Tag Rome	--	0	604	0	0	0	604	---
1983	Bobby Craighead	--	982	127	0	449	0	1558	---
1984	Joey Evans	--	0	672	0	0	0	672	---
1985	David Christmas	--	101	157	0	604	0	862	---
1986	David Christmas	--	356	251	0	154	0	761	---
1987	Jeff Steele	--	300	438	189	809	0	1736	---
1988	Jeff Steele	--	114	188	320	693	0	1315	---
1989	Cisco Richard	--	585	481	258	189	0	1513	---
1990	Cisco Richard	--	595	704	154	263	0	1756	---
1991	Roosevelt Potts	--	1103	171	0	0	0	1274	---
1992	Roosevelt Potts	--	1004	262	0	0	0	1266	---
1993	Irving Spikes	--	1794	150	0	0	0	1944	---
1994	Stepfret Williams	11	-14	1106	0	60	0	1152	104.7
1995	Stepfret Williams	11	14	1056	38	275	0	1383	125.7
1996	Marty Booker	10	0	857	0	0	0	857	85.7
1997	Marquis Williams	12	977	33	0	0	0	1010	84.2
1998	Tony Akins	11	5	581	68	615	0	1269	115.4
1999	Mike Mitchell	11	683	245	10	22	0	960	87.3
2000	H.J. Adams	11	0	189	40	860	0	1089	99.0
2001	Bryant Jacobs	11	305	115	0	425	0	845	76.8
2002	Bryant Jacobs	12	1043	32	0	357	0	1432	119.3
2003	Kevin Payne	12	976	488	0	0	0	1464	122.0
2004	Mason Denham	11	529	185	179	24	0	917	83.4
2005	Calvin Dawson	11	656	130	0	85	0	871	79.2
2006	Calvin Dawson	12	1210	155	0	268	0	1633	136.1
2007	Calvin Dawson	12	1414	262	0	82	0	1758	146.5
2008	Frank Goodin	11	783	277	0	23	0	1083	98.5
2009	Luther Ambrose	12	311	455	49	832	0	1647	137.2
2010	Luther Ambrose	12	13	752	0	395	0	1160	96.7
2011	Jyruss Edwards	12	667	203	0	347	0	1217	101.4
2012	Brent Leonard	13	21	1118	139	0	0	1278	98.3
2013	Rashon Ceaser	12	0	964	126	0	0	1090	90.8
2014	Tyler Cain	12	214	273	0	780	0	1267	105.6
2015	Marcus Green	12	5	698	0	202	0	905	75.4
2016	Marcus Green	12	119	344	94	298	0	855	71.2
2017	Marcus Green	12	184	847	101	876	0	2008	167.3
2018	Marcus Green	12	193	855	85	385	0	1518	126.5
2019	Josh Johnson	12	1298	122	0	0	0	1420	118.3
2020	Perry Carter	10	49	312	30	218	0	609	60.9
2021	Boogie Knight	12	-3	587	20	219	0	823	68.6
2022	Tyrone Howell	12	0	852	-2	0	0	850	70.8
2023	Hunter Smith	12	507	71	0	47	0	625	52.1
2024	Ahmad Hardy	12	1351	72	0	0	0	1423	118.6

## TACKLES

YEAR	PLAYER	G	UT	AT	TM
1967	Wayne Cunningham	--	51	39	90
1968	Greg Jubert	--	72	36	108
1969	Nicky Pere'	--	56	38	94
1970	Gill Matherne	--	66	34	100
1971	Ken Ellender	--	67	44	111
1972	Frank Landry	--	56	33	89
1973	Keith Hickman	--	69	26	95
1974	Glenn Fleming	--	43	56	99
1975	Glenn Fleming	--	113	26	139
1976	Larry Hathorn	--	75	45	120
1977	Harold Thompson	11	85	90	175
1978	Roy Binion	--	74	60	134
1979	Harold Thompson	11	64	47	111
1980	Ken Poole	11	62	42	104
1981	Ricky Sanders	11	78	54	132
1982	Ricky Sanders	11	58	57	115
1983	Ronnie Washington	11	73	59	132
1984	Ronnie Washington	11	102	58	160
1985	Roger Kelley	11	94	46	140
1986	Terry Jones	11	71	40	111
1987	Terry Jones	15	94	87	181
1988	Scott Tubbs	11	64	57	121
1989	Rod Moon	11	64	45	109
1990	Rod Moon	--	67	45	112
1991	Curtis Harrison	11	55	38	93
1992	Curtis Harrison	11	60	43	103
1993	Damon Poage	11	57	42	99
1994	Damon Poage	11	66	36	102
1995	Chad Nerenberg	11	65	37	102
1996	Chad Nerenberg	11	53	22	75
1997	Brian Taylor	12	83	30	113
1998	Brian Taylor	11	98	46	144
1999	Cedric Robinson	11	66	28	94
2000	Cedric Robinson	11	76	27	103
	Dedrick Buckels	11	61	42	103
2001	Maurice Sonnier	11	32	44	76
2002	Chris Harris	12	78	49	127
2003	Maurice Sonnier	12	46	47	93
2004	John Winchester	11	52	53	105
2005	Kevin Payne	11	61	26	87
2006	Kevin Payne	12	76	22	98
2007	Cardia Jackson	12	47	32	79
2008	Cardia Jackson	12	81	46	127
2009	Cardia Jackson	12	71	46	117
2010	Jason Edwards	12	49	26	75
2011	Jason Edwards	12	51	49	100
2012	R.J. Young	13	42	52	94
2013	Cameron Blakes	12	44	33	77
2014	Gerrand Johnson	12	32	61	93
2015	Hunter Kissinger	11	79	54	133
2016	David Griffith	12	48	30	78
2017	Roland Jenkins	12	48	41	89
2018	David Griffith	12	44	48	92
2019	Cortez Sisco	12	49	65	114
2020	Traveion Webster	10	37	45	82
2021	Traveion Webster	12	38	55	93
2022	Zack Woodard	12	47	30	77
2023	Michael Batton	12	30	50	80
2024	Wydett Williams Jr.	12	54	45	99

## SACKS

YEAR	PLAYER	G	NO	YDS
1981	Steve Reich	11	6.0	21
1982	Bruce Daigle	11	10.0	102
1983	Final stats unavailable			
1984	Final stats unavailable			
1985	Final stats unavailable			
1986	Final stats unavailable			
1987	Claude Brumfield	15	7.0	46
1988	Anthony Williams	10	6.0	50
1989	Anthony Williams	10	6.0	34
1990	Anthony Williams	12	13.0	98
1991	James Folston	11	7.0	26
1992	James Folston	11	12.0	72
1993	James Folston	12	7.0	37
	Lennie Jenkins	12	7.0	30
1994	Shawn King	11	5.0	29
1995	Wylan Terrell	11	3.0	15
1996	Michael Young	8	4.0	15
1997	Steve Foley	12	18.5	134
1998	Lionel Barnes	11	8.0	40
1999	Jonathan Foster	11	12.0	99
2000	Brennan Bertrand	11	3.0	21
2001	Maurice Sonnier	11	5.0	36
	Marbrae Wilson	6	5.0	29
2002	Corey Conde	12	5.0	28
2003	Corey Conde	12	4.0	21
2004	Brandon Guillory	11	5.5	38
2005	Brandon Guillory	11	10.5	83
2006	Aaron Morgan	9	4.0	24
2007	David Cooper	12	5.0	43
2008	Aaron Morgan	12	6.0	30
2009	Aaron Morgan	12	9.0	58
2010	Cameron Blakes	12	6.0	34
2011	Troy Evans	12	5.5	48
2012	Gerrand Johnson	13	4.0	22
2013	Cameron Blakes	12	4.0	20
2014	Michael Johnson	12	8.0	50
2015	Ben Banogu	13	5.0	34
2016	David Griffith	12	4.0	34
2017	Caleb Tucker	12	4.0	28
2018	Kerry Starks	12	5.0	37
	David Griffith	12	5.0	25
2019	Donald Louis Jr.	12	5.5	32
2020	Traveion Webster	10	2.5	18
	Ivin White Jr.	4	2.5	17
2021	Ty Shelby	12	5.5	41
2022	Lucius Tillery	12	4.0	34
2023	Adin Huntington	12	8.5	59
2024	Billy Pullen	12	6.0	46

## INTERCEPTIONS

YEAR	PLAYER	G	NO	YDS	TD
1952	Pat Mayo	--	5	185	--
1953	Final stats unavailable				
1954	Final stats unavailable				
1955	Final stats unavailable				
1956	Nathan Zametto	--	3	70	--
	Aubrey Wade	--	3	31	--
	Terry Head	--	2	68	--
1957	Three players tied with one each				
1959	Three players tied with two each				
1960	Final stats unavailable				
1961	R.F. Wilson	--	3	35	--
1962	Three players tied with one each				
1963	Two players tied with two each				
1964	Five players tied with one each				
1965	Alton Thomas	--	3	34	--
1966	Larry Johnson	--	3	35	--
1967	Thomas Eddleman	--	3	42	--
1968	Ronnie LeBlanc	--	6	27	--
1969	Wayne Matherne	--	4	91	--
1970	Ronnie LeBlanc	--	2	24	--
1971	Greg Niel	--	5	26	--
1972	Johnny Buckelew	--	4	24	--
1973	Steve Lorio	--	4	21	--
1974	Terry Smith	--	4	6	--
1975	Paul McElroy	--	6	28	--
1976	Four players tied with two each				
1977	David Dumars	6	5	126	1
	Vic Minor	11	5	16	0
1978	Roy Binion	11	5	60	0
	Harold Thompson	11	5	10	0
1979	Vic Minor	11	6	79	0
1980	Keith Sims	11	6	90	1
1981	Jody Norman	11	5	28	0
1982	Bruce Daigle	11	6	77	1
1983	Mike Howard	11	4	52	0
	Mike Turner	11	4	31	0
1984	Darrell Slater	11	4	14	0
1985	Mike Turner	11	3	32	0
1986	Charles Durham	11	5	33	0
1987	Stephone Avery	15	5	16	0
1988	Richard Green	11	5	58	1
	Cyril Crutchfield	11	5	42	0
1989	Spencer Ellison	11	7	35	0
1990	Spencer Ellison	--	3	28	0
1991	Three players tied with two each				
1992	Bennie Bazley	11	3	28	1
1993	Larry Whigham	12	6	46	0
1994	Chris Holyfield	6	4	0	0
1995	Corey Sampson	11	6	22	0
1996	Travis Singleton	11	5	7	0
1997	Brian Taylor	12	3	0	0
	Pat Dennis	12	3	-5	0
1998	Pat Dennis	11	7	196	2
1999	Karlton Washington	8	3	142	2
	Pat Dennis	11	3	14	0
2000	Karlton Washington	11	3	20	0
2001	Chris Harris	11	2	29	0
2002	Seneca Lee	12	2	0	0
2003	Chris Harris	11	4	0	0
2004	Chris Harris	11	7	11	0
2005	Chaz Williams	10	5	138	1
2006	Josh Thompson	12	6	80	0
2007	Greg James	12	5	91	1
	Quintez Secka	12	5	91	0
2008	Greg James	12	3	55	1
2009	Greg James	12	4	83	0
2010	Alex Ibe	12	3	18	0
2011	Darius Prewlow	12	4	20	0
2012	Isaiah Newsome	13	4	33	0
2013	Isaiah Newsome	12	4	175	2
2014	Mitch Lane	12	3	38	1
2015	Tre' Hunter	13	2	38	0
2016	Justin Backus	12	2	22	0
2017	Roland Jenkins	12	2	17	0
	Corey Straughter	12	2	16	0
2018	Corey Straughter	12	2	116	1
2019	Corey Straughter	12	5	118	1
2020	Three players tied with one each				
2021	Josh Newton	12	2	46	0
	Keilos Swinney	11	2	8	0
2022	Tristan Driggers	11	3	10	0
2023	Ja'Terious Evans	12	3	79	1
	David Godsey Jr.	12	3	0	0
2024	Wydet Williams Jr.	12	3	14	0

## PUNTING

YEAR	PLAYER	NO	YDS	AVG	LG	I20
1960	John Kelly	64	2234	34.9	--	--
1961	Gordon Salsman	48	1536	32.0	--	--
1962	John Kelly	38	1397	36.8	--	--
1963	Steve Regan	39	1302	33.4	57	--
1964	Alton Thomas	41	1320	32.2	51	--
1965	Juster	40	1436	35.9	58	--
1966	Kenneth Holland	59	2175	36.9	65	--
1967	Tom Miller	57	2021	35.5	53	--
1968	Tom Miller	77	3116	40.5	58	--
1969	Tom Miller	70	2884	41.2	56	--
1970	Tom Miller	54	2218	41.1	62	--
1971	Danny Lee	48	1935	40.3	63	--
1972	Danny Lee	64	2597	40.6	73	--
1973	Danny Lee	70	3000	42.9	62	--
1974	Danny Lee	66	2450	37.1	53	--
1975	Mike Robertson	49	1894	38.7	54	--
1976	Mike Robertson	42	1709	40.7	65	--
1977	John Floyd	62	2377	38.3	62	--
1978	Bill Weimer	38	1351	35.6	55	--
1979	Bill Weimer	69	2756	39.9	65	--
1980	Bill Weimer	60	2231	37.2	58	--
1981	Bill Weimer	67	2802	41.8	59	--
1982	Roger Kelley	68	2557	37.6	52	--
1983	Roger Kelley	56	2017	36.0	51	--
1984	Kevin Duhe	79	3162	40.0	61	--
1985	Kevin Duhe	62	2476	39.9	57	--
1986	Kevin Duhe	55	2165	39.4	52	--
1987	Kevin Duhe	66	2637	40.0	58	--
1988	Scott Gammel	78	2735	35.1	52	--
1989	Chad McCarty	84	3040	36.2	56	--
1990	Chad McCarty	68	2792	41.1	53	--
1991	Chad McCarty	56	2240	40.0	56	--
1992	Chad McCarty	44	1746	39.7	72	--
1993	Brian Lambert	38	1477	38.9	65	16
1994	Brian Lambert	53	2401	45.3	--	--
1995	Jason Pope	58	2170	37.4	--	17
1996	Jason Pope	65	2675	41.2	--	9
1997	Brian Fuchs	59	2267	38.4	58	13
1998	John White	69	2747	39.8	65	15
1999	John White	65	2771	42.6	66	10
2000	Steven Hunnicutt	65	2273	35.0	51	8
2001	Andy Chance	43	1441	33.5	55	4
2002	Kjell Nesen	56	2048	36.6	53	9
2003	Joel Stelly	67	3099	46.3	67	15
2004	Joel Stelly	62	2796	45.1	76	22
2005	Joel Stelly	59	2634	44.6	65	13
2006	Adrone James	45	1826	40.6	63	7
2007	Scott Love	70	2946	42.1	66	23
2008	Scott Love	67	2650	39.6	67	13
2009	Scott Love	60	2313	38.6	66	22
2010	Aaron Munoz	68	2627	38.6	60	15
2011	Aaron Munoz	56	2057	36.7	54	13
2012	Justin Manton	48	1912	39.8	66	19
2013	Justin Manton	80	3654	45.8	77	24
2014	Justin Manton	76	3222	42.4	67	20
2015	Chris Qualls	86	3190	37.1	58	21
2016	Dayton Balvanz	63	2586	41.0	54	24
2017	Harrison Heim	58	2433	41.9	62	21
2018	Jared Porter	49	2064	42.1	52	11
2019	Jared Porter	54	2364	43.8	72	19
2020	Daniel Sparks	30	1337	44.6	63	5
2021	Devyn McCormick	68	2764	40.6	56	17
2022	Devyn McCormick	60	2636	43.9	62	17
2023	Braxton Guilbeau	61	2499	41.0	74	17
2024	Makenzie Ryan	58	2276	39.2	59	18

## PUNT RETURNS

YEAR	PLAYER	NO	YDS	AVG	TD
1956	Aubrey Wade	8	172	21.5	--
1957	Don Reynolds	4	138	34.5	--
1958	Everett Reynolds	3	65	21.7	--
1959	Jim Laudadio	3	46	15.3	--
1960	Ferdy Cruce	7	99	14.1	--
1961	Ken Newton	7	58	8.3	--
1962	Joe Thraikill	8	74	9.3	0
1963	Alton Thomas	16	175	10.9	1
1964	Stanley Wilson	6	110	18.3	1
1965	John Garrison	10	111	11.1	0
1966	Lynn Mitchell	13	149	11.5	0
1967	Steve Mansur	11	232	21.1	0
1968	Don Ryder	14	160	11.4	0
1969	Wayne Matherne	10	104	10.4	0
1970	Wayne Matherne	16	219	13.7	0
1971	Greg Niel	15	192	12.8	0
1972	Joey Hanberry	8	30	3.8	0
1973	Matthew Williams	14	81	5.8	0
1974	Paul McElroy	6	46	7.7	0
1975	Neal Charles	14	43	3.1	0
1976	John Floyd	3	65	21.7	1
1977	John Floyd	15	157	10.5	1
1978	John Floyd	21	170	8.1	2
1979	David Dumars	27	168	6.2	0
1980	Mitch Renfro	11	58	5.3	0
1981	Bruce Daigle	20	123	6.2	0
1982	Bruce Daigle	23	156	6.8	0
1983	David Outley	19	101	5.3	0
1984	Darrell Slater	49	405	8.3	1
1985	Richard Green	21	71	3.4	0
1986	Benny Mitchell	21	187	8.9	0
1987	Jeff Steele	27	189	7.0	0
1988	Jeff Steele	27	320	11.9	0
1989	Cisco Richard	15	258	17.2	2
1990	Cisco Richard	36	194	5.4	1
1991	Chris Hickman	19	95	5.0	0
1992	Chris Hickman	41	215	5.2	0
1993	Kevin Washington	23	291	12.7	0
1994	Kevin Washington	21	187	8.9	0
1995	Stepfret Williams	9	38	4.2	0
1996	Michael Mitchell	19	244	12.8	0
1997	Michael Mitchell	11	75	6.8	0
1998	Tony Akins	8	68	8.5	0
1999	Pat Dennis	14	102	7.3	1
2000	Kevin Stevenson	11	48	4.4	0
2001	Mikkal Henry	15	101	6.7	1
2002	H.J. Adams	12	74	6.2	0
2003	Charles Estes	24	177	7.4	0
2004	Mason Denham	23	179	7.8	0
2005	J.J. McCoy	12	35	2.9	0
2006	Darrell McNeal	14	73	5.2	0
2007	Darrell McNeal	12	94	7.8	0
2008	Darrell McNeal	16	102	6.4	0
2009	Darrell McNeal	16	59	3.7	0
2010	Robert Nelson	12	59	4.9	0
2011	Luther Ambrose	7	44	6.3	0
2012	Brent Leonard	17	139	8.2	0
2013	Rashon Ceaser	12	126	10.5	1
2014	Rashon Ceaser	12	114	9.5	0
2015	Rashon Ceaser	3	17	5.7	0
2016	Marcus Green	10	94	9.4	0
2017	Marcus Green	13	101	7.8	0
2018	Marcus Green	5	85	17.0	1
2019	Perry Carter	7	37	5.3	0
2020	Perry Carter	6	30	5.0	0
2021	Boogie Knight	6	20	3.3	0
2022	Quae Drake	0	23	0.0	1
2023	Bugs Mortimer	5	61	12.2	0
2024	Davon Wells	6	63	10.5	0

## KICKOFF RETURNS

YEAR	PLAYER	NO	YDS	AVG	TD
1953	Camillo Detore	6	248	41.3	--
1954	Danny Hoak	7	229	32.7	--
1955	Aubrey Wade	--	346	---	--
1956	Tony Hartsell	6	173	28.8	--
1957	Nathan Zametto	10	254	25.4	--
1958	Everett Reynolds	7	167	23.9	--
1959	Bob Randel	5	114	22.8	--
1960	Don Wattigny	7	124	17.7	--
1961	Don Blackwelder	9	196	21.8	--
1962	Joe Thraikill	4	140	35.0	--
1963	Ken Newton	6	140	23.3	--
1964	R.F. Wilson	7	225	32.1	1
1965	Ronnie Fountain	14	282	20.1	--
1966	Ronnie Fountain	9	208	23.1	--
1967	Leonard Wilson	9	190	21.1	--
1968	Don Ryder	12	230	19.2	--
1969	Wayne Matherne	16	353	22.1	--
1970	Joe Profit	6	195	32.5	1
1971	Keith Moncrief	22	424	19.3	--
1972	Jimmy Edwards	10	309	30.9	--
1973	Matthew Williams	24	542	22.6	--
1974	Rod Alexander	22	469	21.3	--
1975	Neal Charles	38	692	18.2	--
1976	Neal Charles	31	594	19.2	--
1977	Neal Charles	17	385	22.6	--
1978	Nathan Johnson	10	297	29.7	1
1979	Nathan Johnson	18	382	21.2	--
1980	Alfred Kinney	15	308	20.5	--
1981	George Johns	20	400	20.0	--
1982	Mike Hutchinson	19	404	21.3	--
1983	Bobby Craighead	17	449	26.4	1
1984	Stephone Avery	14	227	16.2	0
1985	David Christmas	31	604	19.5	0
1986	Jeff Steele	22	472	21.5	0
1987	Jeff Steele	37	809	21.9	0
1988	Jeff Steele	32	693	21.7	0
1989	Keith Bilbo	15	299	19.9	0
1990	Keith Bilbo	26	512	19.7	0
1991	Dennis Bamburg	13	290	22.3	0
1992	Chris Hickman	21	543	25.9	0
1993	Kevin Washington	17	364	21.4	0
1994	Kevin Washington	26	626	24.1	0
1995	Stepfret Williams	12	275	22.9	0
1996	Richard Love	15	260	17.3	0
1997	Richard Love	21	484	23.0	0
1998	Tony Akins	31	615	19.8	0
1999	Kond Allen	18	323	17.9	0
2000	H.J. Adams	42	860	20.5	0
2001	Bryant Jacobs	19	425	22.4	1
2002	Bryant Jacobs	15	357	23.8	0
2003	Charles Estes	36	988	27.4	1
2004	Charles Estes	19	385	20.3	0
2005	Kevin Payne	13	374	28.8	0
2006	Calvin Dawson	12	268	22.3	0
2007	Frank Goodin	28	615	22.0	0
2008	Robert Williams	33	681	20.6	0
2009	Luther Ambrose	38	832	21.9	0
2010	Jyruss Edwards	29	706	24.3	0
2011	Luther Ambrose	26	811	31.2	2
2012	Cortney Davis	34	748	22.0	0
2013	Cortney Davis	25	528	21.1	0
2014	Tyler Cain	36	780	21.7	0
2015	Trey Caldwell	14	323	23.1	0
2016	Markis McCray	22	494	22.5	0
2017	Marcus Green	27	876	32.4	4
2018	Marcus Green	19	385	20.3	0
2019	Markis McCray	22	403	18.3	0
2020	Isaiah Phillips	20	382	19.1	0
2021	Boogie Knight	12	219	18.3	0
2022	Alred Luke	22	381	17.3	0
2023	Alred Luke	19	376	19.8	0
2024	Davon Wells	5	92	18.4	0

## SEASON STATISTICS

YEAR	TEAM	GP	TOTAL TDS	TOTAL POINTS	PPG	FIRST DOWNS	RUSHING YARDS	RUSHING YPG	RUSHING TDS	PASSING YARDS	PASSING YPG	PASSING TDS	TOTAL OFFENSE	TOTAL OFFENSE YPG
1960	ULM	10	--	91	9.1	101	1258	125.8	8	640	64.0	4	1898	189.8
	OPP	10	--	136	13.6	112	1351	135.1	--	689	68.9	--	2040	204.0
1961	ULM	10	21	145	14.5	122	1899	189.9	16	530	53.0	4	2429	242.9
	OPP	10	--	171	17.1	135	1544	154.4	--	928	92.8	--	2572	257.2
1962	ULM	8	10	74	9.3	108	1357	169.6	10	263	32.9	0	1620	202.5
	OPP	8	16	106	13.3	112	1396	174.5	14	535	66.9	2	1931	241.4
1963	ULM	10	16	113	11.3	133	1888	188.8	11	697	69.7	4	2585	258.5
	OPP	10	21	141	14.1	136	1611	161.1	13	1056	105.6	7	2667	266.7
1964	ULM	8	8	58	7.3	91	1153	144.1	4	350	43.8	1	1503	187.9
	OPP	8	19	148	18.5	117	1458	182.3	13	674	84.3	4	2132	266.5
1965	ULM	9	8	58	6.4	79	795	88.3	5	774	86.0	3	1559	173.2
	OPP	9	26	194	21.6	127	1546	171.8	16	987	109.7	9	2533	281.4
1966	ULM	10	23	181	18.1	149	2218	221.8	19	494	49.4	4	2712	271.2
	OPP	10	13	101	10.1	115	1030	103.0	7	987	98.7	6	2017	201.7
1967	ULM	10	27	196	19.6	195	2264	226.4	21	916	91.6	6	3180	318.0
	OPP	10	14	111	11.1	133	1269	126.9	8	975	97.5	6	2244	224.4
1968	ULM	10	21	170	17.0	147	2215	221.5	14	927	92.7	5	3142	314.2
	OPP	10	14	101	10.1	132	728	72.8	5	1651	165.1	7	2379	237.9
1969	ULM	10	17	132	13.2	132	1479	147.9	8	932	93.2	8	2411	241.1
	OPP	10	28	216	21.6	188	1929	192.9	22	1532	153.2	6	3461	346.1
1970	ULM	9	22	151	16.8	137	1187	132.0	11	1132	125.6	9	2319	257.7
	OPP	9	19	146	16.2	132	757	84.1	13	1572	174.7	5	2329	258.8
1971	ULM	11	17	122	11.1	154	1134	103.1	7	1598	145.3	10	2732	248.4
	OPP	11	26	208	18.9	190	2174	197.6	19	1232	112.0	5	3406	309.6
1972	ULM	10	16	125	12.5	138	1799	179.9	10	852	85.2	4	2651	265.1
	OPP	10	24	188	18.8	167	1678	167.8	15	1564	156.4	7	3242	324.2
1973	ULM	10	18	133	13.3	134	2241	224.1	18	506	506.0	0	2747	274.7
	OPP	10	30	222	22.2	160	1822	182.2	14	1337	133.7	13	3159	315.9
1974	ULM	10	22	162	16.2	138	1475	147.5	14	1312	131.2	8	2787	278.7
	OPP	10	21	190	19.0	160	1846	184.6	15	1220	122.0	6	3066	306.6
1975	ULM	11	34	252	22.9	222	1604	145.8	26	2030	184.5	7	3634	330.4
	OPP	11	38	273	24.8	218	2767	251.5	30	1327	120.6	6	4094	372.2
1976	ULM	11	28	206	18.7	198	1716	156.0	10	1848	168.0	13	3564	324.0
	OPP	11	43	321	29.2	229	3419	310.8	34	1172	106.5	8	4591	417.4
1977	ULM	11	17	122	11.1	139	1409	128.1	7	1095	99.5	8	2504	227.6
	OPP	11	38	297	27.0	239	3147	286.1	31	1135	103.2	5	4282	389.3
1978	ULM	11	24	190	17.3	170	1771	161.0	12	1601	145.5	8	3372	306.5
	OPP	11	16	144	13.1	219	2145	195.0	7	1676	152.4	8	3821	347.4
1979	ULM	11	20	158	14.4	133	1719	156.3	16	983	89.4	2	2702	245.6
	OPP	11	23	211	19.2	171	2295	208.6	16	1014	92.2	5	3309	300.8
1980	ULM	11	37	296	26.9	204	1320	120.0	18	2828	257.1	18	4148	377.1
	OPP	11	37	267	24.3	209	2227	202.5	25	1722	156.5	9	3949	359.0
1981	ULM	11	41	309	28.1	235	1147	104.3	14	3180	289.1	26	4327	393.4
	OPP	11	33	251	22.8	227	1959	178.1	16	2166	196.9	16	4125	375.0
1982	ULM	11	40	313	28.5	231	1274	115.8	17	3041	276.5	20	4315	392.3
	OPP	11	28	216	19.6	192	1365	124.1	13	2225	202.3	14	3590	326.4
1983	ULM	11	29	251	22.8	205	2581	234.6	14	1454	132.2	12	4035	366.8
	OPP	11	14	119	10.8	154	1208	109.8	8	1411	128.3	6	2613	237.6
1984	ULM	11	23	198	18.0	174	1507	137.0	11	1638	148.9	10	3145	285.9
	OPP	11	18	159	14.5	152	1447	131.7	12	1386	126.0	5	2833	257.6
1985	ULM	11	28	227	20.6	196	1301	118.3	11	2892	262.9	17	4193	381.2
	OPP	11	24	201	18.3	178	1824	165.8	12	1697	154.3	12	3521	320.1
1986	ULM	11	27	231	21.0	200	1421	129.2	10	2501	227.4	17	3922	356.6
	OPP	11	25	205	18.6	168	1651	150.1	14	1446	131.5	8	3097	281.6
1987	ULM	15	58	484	32.3	324	1975	131.7	24	4559	303.9	33	5970	398.0
	OPP	15	42	343	22.9	272	2156	143.7	18	2987	199.1	22	5143	342.9
1988	ULM	11	19	160	14.5	185	1070	97.3	6	2410	219.1	11	3480	316.4
	OPP	11	26	214	19.5	140	1361	123.7	16	1640	149.1	8	3001	272.8
1989	ULM	11	25	207	18.8	187	972	88.4	6	2605	236.8	16	3577	352.2
	OPP	11	32	257	23.4	199	1964	178.6	16	1992	181.1	15	3956	359.6

YEAR	TEAM	GP	TOTAL TDS	TOTAL POINTS	PPG	FIRST DOWNS	RUSHING YARDS	RUSHING YPG	RUSHING TDS	PASSING YARDS	PASSING YPG	PASSING TDS	TOTAL OFFENSE	TOTAL OFFENSE YPG
1990	ULM	12	25	208	17.3	202	1613	134.4	14	2569	214.1	9	4182	348.5
	OPP	12	24	218	18.2	178	1682	140.2	12	1810	150.8	10	3492	291.0
1991	ULM	11	31	237	21.5	200	1613	146.6	21	2425	220.5	10	4063	367.1
	OPP	11	28	217	19.7	184	2092	190.2	12	1252	113.8	8	3344	304.0
1992	ULM	13	64	482	37.1	294	2930	225.4	37	3190	245.4	25	6120	470.8
	OPP	13	37	284	21.8	244	2240	172.3	22	2223	171.0	13	4463	343.3
1993	ULM	12	60	462	38.5	264	2335	194.6	25	3362	280.2	34	5697	474.8
	OPP	12	36	275	22.9	219	2209	184.1	20	1893	157.8	16	4102	341.8
1994	ULM	11	33	242	22.0	196	1613	146.6	13	2441	221.9	18	4054	368.6
	OPP	11	50	384	34.9	271	2653	241.2	27	2303	209.4	17	4956	450.6
1995	ULM	11	31	233	21.2	208	1145	104.1	9	2861	260.1	22	4006	364.2
	OPP	11	55	413	37.5	270	2958	268.9	35	2310	210.0	20	5268	478.9
1996	ULM	11	26	192	17.5	183	1113	101.2	10	2530	230.0	16	3643	331.2
	OPP	11	45	353	32.1	221	2708	246.2	34	1862	169.3	10	4570	415.5
1997	ULM	12	29	226	18.8	197	1512	126.0	14	2230	185.8	15	3742	311.8
	OPP	12	43	319	26.6	236	1766	147.2	17	2728	227.3	25	4494	374.5
1998	ULM	11	30	227	20.6	170	955	86.8	8	2313	210.3	18	3268	297.1
	OPP	11	40	322	29.3	265	2066	187.8	16	2845	258.6	23	4911	446.5
1999	ULM	11	24	186	16.9	180	1424	129.5	13	1670	151.8	6	3094	281.3
	OPP	11	43	322	29.3	180	1644	149.5	22	2033	184.8	15	3677	334.3
2000	ULM	11	12	96	8.7	157	632	57.5	5	2033	184.8	5	2665	242.3
	OPP	11	55	415	37.7	197	1801	163.7	29	2089	189.9	23	3890	353.6
2001	ULM	11	19	148	13.5	157	810	73.6	10	1882	171.1	7	2692	244.7
	OPP	11	47	351	31.9	258	1510	137.3	18	2914	264.9	26	4424	402.2
2002	ULM	12	32	236	19.7	157	1461	121.8	12	2664	222.0	17	4125	343.8
	OPP	12	59	451	37.6	258	2348	195.7	33	2860	238.3	22	5208	434.0
2003	ULM	12	31	239	19.9	212	1186	98.8	11	2652	221.0	19	3838	319.8
	OPP	12	64	467	38.9	248	2189	182.4	27	2786	232.2	30	4975	414.6
2004	ULM	11	26	211	19.2	213	1538	139.8	12	2345	213.2	12	3883	353.0
	OPP	11	38	303	27.5	239	1952	177.5	16	2317	210.6	18	4269	388.1
2005	ULM	11	31	239	21.7	224	1531	139.2	17	2312	210.2	13	3843	349.4
	OPP	11	43	339	30.8	243	2091	190.1	24	2313	210.3	15	4404	400.4
2006	ULM	12	32	262	21.8	209	1864	155.3	19	2310	192.5	10	4174	347.8
	OPP	12	34	267	22.2	223	1805	150.4	18	2353	196.1	15	4158	346.5
2007	ULM	12	36	282	23.5	251	2508	209.0	18	2120	176.7	16	4628	385.7
	OPP	12	43	332	27.7	252	1842	153.5	17	3130	260.8	21	4972	414.3
2008	ULM	12	37	284	23.7	205	1832	152.7	15	2215	184.6	20	4047	337.2
	OPP	12	45	374	31.2	253	2552	212.7	23	2784	232.0	19	5336	444.7
2009	ULM	12	39	307	25.6	239	2207	183.9	21	2501	208.4	18	4708	392.3
	OPP	12	42	328	27.3	229	1321	110.1	20	2843	236.9	16	4164	347.0
2010	ULM	12	32	250	20.8	223	1444	120.3	13	2720	226.7	18	4164	347.0
	OPP	12	49	289	32.4	238	1909	159.1	23	2631	219.2	21	4540	378.3
2011	ULM	12	40	295	24.6	263	1836	153.0	22	2851	237.6	16	4687	390.6
	OPP	12	40	305	25.4	211	1200	100.0	13	2714	226.2	23	3914	326.2
2012	ULM	13	61	440	33.8	309	1847	142.1	24	3779	290.7	33	5626	432.8
	OPP	13	50	379	29.2	279	1849	142.2	21	3595	276.5	29	5444	418.8
2013	ULM	12	36	267	22.2	212	1474	122.8	10	2850	237.5	22	4324	360.3
	OPP	12	46	362	30.2	255	2271	189.2	19	2851	237.6	22	5122	426.8
2014	ULM	12	26	241	20.1	221	834	69.5	9	3359	279.9	15	4193	349.4
	OPP	12	41	315	26.2	227	2200	183.3	22	2279	189.9	16	4479	373.2
2015	ULM	13	35	273	21.0	216	1338	102.9	7	2703	207.9	25	4041	310.8
	OPP	13	61	475	36.5	273	2704	208.0	27	2792	214.8	29	5496	422.8
2016	ULM	12	36	280	23.3	247	2176	181.3	21	2304	192.0	15	4480	373.3
	OPP	12	60	469	39.1	292	3123	260.2	31	2641	220.1	22	5764	480.3
2017	ULM	12	54	407	33.9	259	2044	170.3	27	3452	287.7	22	5496	458.0
	OPP	12	67	492	41.0	301	2793	232.8	32	3592	299.3	32	6385	532.1
2018	ULM	12	42	319	26.6	246	2008	167.3	22	2970	247.5	17	4978	414.8
	OPP	12	49	381	31.8	269	2192	182.7	19	2965	247.1	25	5157	429.8
2019	ULM	12	51	379	31.6	272	2487	207.2	29	3044	253.7	21	5531	460.9
	OPP	12	61	464	38.7	283	3032	252.7	31	2770	230.8	25	5802	483.5
2020	ULM	10	23	163	16.3	165	763	76.3	9	2294	229.4	14	3057	305.7
	OPP	10	56	420	42.0	219	2484	248.4	29	2153	215.3	20	4637	463.7

YEAR	TEAM	GP	TOTAL TDS	TOTAL POINTS	PPG	FIRST DOWNS	RUSHING YARDS	RUSHING YPG	RUSHING TDS	PASSING YARDS	PASSING YPG	PASSING TDS	TOTAL OFFENSE	TOTAL OFFENSE YPG
2021	ULM	12	29	251	20.9	223	1613	134.4	13	2328	194.0	15	3941	328.4
	OPP	12	53	402	33.5	267	1943	161.9	21	3484	290.3	30	5427	452.3
2022	ULM	12	34	268	22.3	214	1448	120.7	16	2464	205.3	16	3912	326.0
	OPP	12	53	413	34.4	258	2341	195.1	29	2792	232.7	17	5133	427.8
2023	ULM	12	25	208	17.3	190	1753	146.1	7	2098	174.8	15	3851	320.9
	OPP	12	52	419	34.9	298	2051	170.9	21	3299	274.9	28	5350	445.8
2024	ULM	12	30	252	21.0	185	2036	169.7	17	1617	134.8	11	3653	304.4
	OPP	12	43	345	28.8	256	2401	200.1	27	2207	183.9	15	4608	384.0

## YEAR-BY-YEAR RECORDS

YEAR	OVERALL	ULM PTS	OPP PTS	CONFERENCE (FINISH)	HEAD COACH
<b>JUNIOR COLLEGE</b>					
1931	4-1-1	64	24		J. Paul Kemerer
1932	0-9	13	220		J. Paul Kemerer
1933	2-4-1	50	50		J. Paul Kemerer
1934	5-3-1	91	60		James L. Malone
1935	8-0	180	6		James L. Malone
1936	4-4-1	125	85		James L. Malone
1937	7-0-1	307	20		James L. Malone
1938	7-3-1	156	68		James L. Malone
1939	6-4-1	120	69		James L. Malone
1940	6-2-1	166	72		James L. Malone
1941	4-3-1	106	58		James L. Malone
1942	6-2	161	110		James L. Malone
1943	2-2	39	79		James L. Malone
1944	2-1-2	45	33		James L. Malone
1945	6-2	125	46		James L. Malone
1946	2-6-1	76	124		James L. Malone
1947	7-2	206	65		James L. Malone
1948	5-3-1	101	112		James L. Malone
1949	2-5-1	113	143		James L. Malone
1950	4-5-1	245	172		James L. Malone
<b>20 seasons</b>	<b>89-61-15</b>	<b>2,489</b>	<b>1,616</b>		
<b>165 games</b>	<b>(.585)</b>				
<b>SENIOR COLLEGE</b>					
1951	6-2	253	128		James L. Malone
1952	5-4	243	209		James L. Malone
1953	1-9	113	284	Gulf States 1-5 (7th)	James L. Malone
1954	1-8-1	119	337	Gulf States 0-5-1 (7th)	Devone Payne
1955	4-6	100	206	Gulf States 1-5 (6th)	Devone Payne
1956	7-3	220	155	Gulf States 2-3 (4th)	Devone Payne
1957	2-6	105	128	Gulf States 0-5 (6th)	Devone Payne
1958	6-3	189	163	Gulf States 3-2 (3rd)	Jack C. Rowan
1959	2-8	116	216	Gulf States 1-4 (6th)	Jack C. Rowan
1960	3-7	91	136	Gulf States 1-4 (5th)	Jack C. Rowan
1961	3-7	145	171	Gulf States 1-4 (5th)	Jack C. Rowan
1962	2-6	74	106	Gulf States 1-4 (6th)	Jack C. Rowan
1963	4-6	113	141	Gulf States 1-4 (5th)	Jack C. Rowan
1964	0-8	58	148	Gulf States 0-5 (6th)	Dixie B. White
1965	1-8	58	194	Gulf States 0-5 (5th)	Dixie B. White
1966	7-3	181	101	Gulf States 2-3 (4th)	Dixie B. White
1967	7-3	196	111	Gulf States 3-2 (t-2nd)	Dixie B. White
1968	6-4	170	101	Gulf States 3-2 (t-2nd)	Dixie B. White
1969	1-9	132	216	Gulf States 0-5 (6th)	Dixie B. White
1970	5-4	151	146	Gulf States 3-2 (2nd)	Dixie B. White
1971	4-6-1	122	208		Dixie B. White
1972	3-7	125	188		Ollie Keller
1973	3-5-2	133	222		Ollie Keller
1974	4-6	162	190		Ollie Keller
1975	4-6-1	252	273		Ollie Keller
1976	2-9	206	321		John David Crow
1977	2-9	122	297		John David Crow
1978	6-4-1	190	144		John David Crow
1979	3-8	158	211		John David Crow
1980	7-4	296	267		John David Crow
1981	5-6	309	251		Pat Collins
1982	8-3	313	216	Southland 5-1 (2nd)	Pat Collins
1983	8-3	251	119	Southland 5-1 (t-1st)	Pat Collins
1984	7-4	198	159	Southland 3-3 (4th)	Pat Collins

YEAR	OVERALL	ULM PTS	OPP PTS	CONFERENCE (FINISH)	HEAD COACH
1985	6-5	227	201	Southland 3-3 (4th)	Pat Collins
1986	5-6	231	205	Southland 3-2 (t-2nd)	Pat Collins
1987	13-2	484	343	Southland 6-0 (1st)	Pat Collins
1988	5-6	160	214	Southland 2-4 (5th)	Pat Collins
1989	4-6-1	207	257	Southland 2-3-1 (4th)	Dave Roberts
1990	7-5	208	218	Southland 5-1 (1st)	Dave Roberts
1991	7-3-1	237	217	Southland 4-2-1 (3rd)	Dave Roberts
1992	10-3	482	284	Southland 7-0 (1st)	Dave Roberts
1993	9-3	462	275	Southland 6-1 (2nd)	Dave Roberts
1994	3-8	242	384		Ed Zaunbrecher
1995	2-9	233	413		Ed Zaunbrecher
1996	5-6	192	353		Ed Zaunbrecher
1997	5-7	226	319		Ed Zaunbrecher
1998	5-6	227	322		Ed Zaunbrecher
1999	5-6	186	322		Bobby Keasler
2000	1-10	96	415		Bobby Keasler
2001	2-9	148	351	Sun Belt 2-4 (t-4th)	Bobby Keasler
2002	3-9	236	451	Sun Belt 2-4 (t-4th)	Bobby Keasler / Mike Collins
2003	1-11	239	467	Sun Belt 1-5 (7th)	Charlie Weatherbie
2004	5-6	211	303	Sun Belt 4-3 (t-3rd)	Charlie Weatherbie
2005	5-6	239	339	Sun Belt 5-2 (t-1st)	Charlie Weatherbie
2006	4-8	262	267	Sun Belt 3-4 (t-5th)	Charlie Weatherbie
2007	6-6	282	332	Sun Belt 4-3 (t-3rd)	Charlie Weatherbie
2008	4-8	284	374	Sun Belt 3-4 (t-3rd)	Charlie Weatherbie
2009	6-6	307	328	Sun Belt 5-3 (t-3rd)	Charlie Weatherbie
2010	5-7	250	289	Sun Belt 4-4 (t-4th)	Todd Berry
2011	4-8	295	305	Sun Belt 3-5 (6th)	Todd Berry
2012	8-5	440	379	Sun Belt 6-2 (t-2nd)	Todd Berry
2013	6-6	267	362	Sun Belt 4-3 (t-3rd)	Todd Berry
2014	4-8	241	315	Sun Belt 3-5 (t-7th)	Todd Berry
2015	2-11	273	475	Sun Belt 1-7 (t-7th)	Todd Berry / John Mumford
2016	4-8	280	469	Sun Belt 3-5 (7th)	Matt Viator
2017	4-8	407	492	Sun Belt 4-4 (t-5th)	Matt Viator
2018	6-6	319	381	Sun Belt 4-4 (3rd West)	Matt Viator
2019	5-7	379	463	Sun Belt 4-4 (3rd West)	Matt Viator
2020	0-10	163	420	Sun Belt 0-7 (5th West)	Matt Viator
2021	4-8	251	402	Sun Belt 2-6 (4th West)	Terry Bowden
2022	4-8	268	413	Sun Belt 3-5 (5th West)	Terry Bowden
2023	2-10	208	419	Sun Belt 0-8 (7th West)	Terry Bowden
2024	5-7	252	345	Sun Belt 3-5 (5th West)	Bryant Vincent
<b>74 seasons</b>	<b>331-471-8</b>	<b>16,265</b>	<b>20,346</b>		
<b>810 games</b>	<b>(.409)</b>				

## YEAR-BY-YEAR RESULTS

### Junior College (1931-50)

#### 1931 (4-1-1)

##### Head Coach: J. Paul Kemerer

Louisiana College Freshman	W, 20-0
El Dorado Junior College	W, 24-0
Millsaps "B"	W, 7-6
Mississippi College "B"	W, 13-12
Southeastern Louisiana	L, 0-6
Centenary Freshman	T, 0-0

#### 1932 (0-9)

##### Head Coach: J. Paul Kemerer

College of Marshall	L, 7-19
Loyola Freshman	L, 6-7
Centenary Freshman	L, 0-7
Stephen F. Austin	L, 0-13
Lon Morris Junior College	L, 0-7
Southeastern Louisiana	L, 0-20
LSU Freshman	L, 0-49
Texarkana Junior College	L, 0-92
Little Rock Junior College	L, 0-6

#### 1933 (2-4-1)

##### Head Coach: J. Paul Kemerer

Centenary Freshman	L, 0-7
Louisiana College Freshman	L, 0-6
College of Marshall	L, 0-21
Lon Morris Junior College	T, 0-0
Marion CCC Camp	W, 31-0
Little Rock Junior College	L, 0-16
Jena CCC Camp	W, 19-0

#### 1934 (5-3-1)

##### Head Coach: James L. Malone

Copiah-Lincoln Junior College	T, 0-0
Pearl River Junior College	W, 7-0
College of Marshall	L, 7-22
Southeastern Louisiana	W, 19-6
Lon Morris Junior College	W, 20-6
Barksdale Field	W, 19-0
Louisiana Tech Freshman	L, 0-13
Ouachita College	L, 0-6
Little Rock Junior College	W, 19-6

#### 1935 (8-0 | National Champions)

##### Head Coach: James L. Malone

Monticello A&M	W, 31-0
Henderson State	W, 13-0
College of Marshall	W, 12-0
Arkansas State Teachers	W, 21-0
Ouachita College	W, 6-0
Southeastern Louisiana	W, 16-6
Arkansas College	W, 75-0
Lon Morris Junior College	W, 6-0

#### 1936 (4-4-1)

##### Head Coach: James L. Malone

Centenary (non-letter)	W, 13-12
Southeastern Louisiana	L, 0-22
College of Marshall	W, 19-0
Arkansas State Teachers	L, 6-27
Arkansas A&M	L, 0-6
Copiah-Lincoln Junior College	T, 7-7
Henderson State	W, 26-0
Ouachita College	L, 7-12
(1) Southwest Mississippi Junior College	W, 47-0

(1) TB Charity Bowl (Monroe, La.)

#### 1937 (7-0-1)

##### Head Coach: James L. Malone

Arkansas A&M	W, 111-0
Tennessee Junior College	W, 59-0
Kilgore Junior College	W, 41-6
College of Marshall	W, 27-6
Texarkana Junior College	W, 14-0
Copiah-Lincoln Junior College	W, 30-0
Southeastern Louisiana	T, 0-0
Henderson State	W, 21-8

#### 1938 (7-3-1)

##### Head Coach: James L. Malone

Centenary Freshman	W, 26-0
Oklahoma Military Academy	L, 0-14
College of Marshall	W, 22-7
Kilgore Junior College	L, 12-14
LSU Freshman	L, 6-13
Henderson State	W, 18-7
Copiah-Lincoln Junior College	W, 25-6
Southeastern Louisiana	T, 0-0
Pensacola Naval Air Station	W, 13-0
Arkansas A&M	W, 19-0
Northern Illinois	W, 15-7

#### 1939 (6-4-1)

##### Head Coach: James L. Malone

Centenary Freshman	T, 0-0
Murray State (Okla.)	W, 18-0
Tulane Freshman	W, 14-0
LSU Freshman	L, 7-12
Ouachita College	L, 6-12
Henderson State	W, 20-0
Copiah-Lincoln Junior College	W, 22-0
Pensacola Naval Air Station	W, 24-0
Southeastern Louisiana	W, 2-0
Arkansas Tech	L, 0-27
East Central Junior College (Miss.)	L, 7-18

#### 1940 (6-2-1)

##### Head Coach: James L. Malone

Copiah-Lincoln Junior College	W, 24-0
Kilgore Junior College	T, 7-7
Ouachita College	W, 9-0
Henderson State	W, 20-18
Centenary Freshman	W, 47-0
Pensacola Naval Air Station	W, 14-0
Arkansas Tech	L, 6-27
Southeastern Louisiana	L, 13-20
East Central Junior College (Miss.)	W, 26-0

#### 1941 (4-3-1)

##### Head Coach: James L. Malone

Copiah-Lincoln Junior College	W, 13-6
Kilgore Junior College	L, 0-14
Northwest Mississippi Junior College	W, 24-6
Henderson State	T, 0-0
Pensacola Naval Air Station	L, 7-13
Hinds Junior College	W, 24-0
Southeastern Louisiana	L, 6-7
East Central Junior College (Miss.)	W, 32-12

#### 1942 (6-2)

##### Head Coach: James L. Malone

Kilgore Junior College	L, 0-7
LSU "B"	W, 23-21
Copiah-Lincoln Junior College	W, 37-0
Southeastern Louisiana	W, 13-0
Tulane Freshman	W, 26-7
Lamar	W, 19-13
Ouachita College	L, 0-62
East Central Junior College (Miss.)	W, 43-0

#### 1943 (2-2)

##### Head Coach: James L. Malone

Camp Livingston	W, 19-6
LSU ASTU	L, 0-52
Camp Claiborne	W, 13-0
Selman Field	L, 7-21

#### 1944 (2-1-2)

##### Head Coach: James L. Malone

Louisiana College	T, 0-0
Louisiana College	W, 12-7
Copiah-Lincoln Junior College	L, 7-12
Hinds Junior College	T, 7-7
Pearl River Junior College	W, 19-7

#### 1945 (6-2)

##### Head Coach: James L. Malone

Henderson State	W, 12-0
U.S. Merchant Marines	W, 13-0
Arkansas Tech	L, 0-14
McNeese Junior College	W, 38-6
Copiah-Lincoln Junior College	W, 26-0
McNeese Junior College	W, 12-0
Holmes Junior College	W, 25-14
Selman Field	L, 0-12

#### 1946 (2-6-1)

##### Head Coach: James L. Malone

(1) Marine Naval Academy	W, 45-0
Kilgore Junior College	L, 0-13
Ole Miss "B"	L, 0-13
McNeese Junior College	L, 0-16
Copiah-Lincoln Junior College	L, 6-12
McNeese Junior College	L, 6-31
Magnolia A&M	W, 19-6
Arkansas Tech	T, 0-0
(2) Hardin College	L, 0-33

(1) Pass Christian, Miss.

(2) Shrine Bowl (Wichita Falls, Texas)

#### 1947 (7-2)

##### Head Coach: James L. Malone

Northwest Mississippi Junior College	W, 19-13
Henderson Junior College (Texas)	W, 29-0
Kilgore Junior College	L, 7-14
Arkansas College	W, 34-0
Copiah-Lincoln Junior College	W, 26-0
Tennessee Junior College	W, 32-0
Magnolia A&M	L, 7-19
Livingston State	W, 19-6
(1) Hillsboro Junior College	W, 33-13

(1) Junior Sugar Bowl (Monroe, La.)

#### 1948 (5-3-1)

##### Head Coach: James L. Malone

Northwest Mississippi Junior College	W, 12-6
Eastern Oklahoma A&M	T, 0-0
Kilgore Junior College	L, 0-27
Copiah-Lincoln Junior College	L, 2-14
LSU "B"	W, 19-13
North Texas Agricultural College	W, 14-0
McNeese Junior College	L, 0-40
Barksdale Air Base	W, 27-6
Livingston State	W, 27-6

#### 1949 (2-5-1)

##### Head Coach: James L. Malone

Eastern Oklahoma A&M	W, 19-7
Kilgore Junior College	L, 14-28
Livingston State	L, 6-7
Panola Junior College	T, 0-0
LSU "B"	L, 0-25
McNeese Junior College	L, 12-26
Little Rock Junior College	L, 13-50
Northwest Mississippi Junior College	W, 49-0

## 1950 (4-5-1)

**Head Coach: James L. Malone**

Poteau Junior College	W, 43-7
Kilgore Junior College	L, 0-27
Paris Junior College	L, 13-30
McNeese State	L, 13-19
Panola Junior College	L, 0-20
Tyler Junior College	L, 6-34
Southwest Mississippi Junior College	W, 51-0
Little Rock Junior College	W, 42-15
Cameron Junior College	T, 13-13
Northwest Mississippi Junior College	W, 64-7

## Senior College (1951-present)

### NAIA Independent, 1951-52

## 1951 (6-2)

**Head Coach: James L. Malone**

at UL Lafayette	W, 13-7
Southeastern Louisiana	L, 0-33
(1) Delta State	W, 32-20
West Alabama	W, 33-22
McNeese State	L, 13-25
Ouachita Baptist	W, 66-0
Southeastern Oklahoma	W, 51-0
Louisiana College	W, 45-21

(1) Clarksdale, Miss.

## 1952 (5-4)

**Head Coach: James L. Malone**

at Southeastern Louisiana	L, 20-21
Stetson	L, 20-40
West Alabama	W, 41-7
at McNeese State	L, 7-41
at Western Kentucky	L, 27-42
at Arkansas A&M	W, 36-20
Northwestern State	W, 20-14
at Louisiana College	W, 39-18
Delta State	W, 33-6

### NAIA Gulf States Conference, 1953-70

\*Denotes Conference Game

## 1953 (1-9, 1-5 / 7th Gulf States)

**Head Coach: James L. Malone**

Southeastern Louisiana*	L, 0-28
at Louisiana Tech*	L, 6-61
McNeese State*	L, 6-38
Western Kentucky	L, 0-28
Arkansas A&M	L, 7-21
at West Alabama	L, 20-32
at Northwestern State*	L, 0-7
Louisiana College*	L, 19-21
at Tennessee Tech	L, 20-42
UL Lafayette*	W, 35-6

## 1954 (1-8-1, 0-5-1 / 7th Gulf States)

**Head Coach: Devone Payne**

at Southeastern Louisiana*	L, 0-58
Texas A&M-Kingsville	L, 12-13
at Delta State	L, 12-30
at UL Lafayette*	L, 7-41
at Western Kentucky	L, 7-19
at McNeese State*	L, 6-27
West Alabama	W, 44-28
Northwestern State*	L, 6-51
Louisiana College*	T, 19-19
Louisiana Tech*	L, 6-51

## 1955 (4-6, 1-5 / 6th Gulf States)

**Head Coach: Devone Payne**

Southeastern Louisiana*	L, 0-40
at Stephen F. Austin	L, 6-15
Delta State	W, 7-0
UL Lafayette*	L, 6-26
Western Kentucky	W, 21-9
McNeese State*	L, 0-35
West Alabama	W, 25-12
at Northwestern State*	L, 7-28
Louisiana College*	W, 14-7
at Louisiana Tech*	L, 14-34

## 1956 (7-3, 2-3 / 4th Gulf States)

**Head Coach: Devone Payne**

at Southeastern Louisiana*	L, 0-35
Stephen F. Austin	W, 21-7
at Delta State	W, 20-12
at UL Lafayette*	W, 45-19
Southern State	W, 33-7
at McNeese State*	L, 0-12+
West Alabama	W, 53-7
at Northwestern State*	L, 7-24
Louisiana College	W, 34-32
at Louisiana Tech*	W, 7-0

+ Game later forfeited by McNeese (ineligible player)

## 1957 (2-6, 0-5 / 6th Gulf States)

**Head Coach: Devone Payne**

Sept. 21 at Stephen F. Austin	L, 7-10
Sept. 28 Delta State	W, 33-0
Oct. 5 UL Lafayette*	L, 0-6
Oct. 19 McNeese State *	L, 6-26
Oct. 26 Southeastern Louisiana *	L, 13-26
Nov. 2 at Northwestern State *	L, 20-26
Nov. 17 Louisiana College *	W, 20-19
Nov. 23 at Louisiana Tech *	L, 6-15

## 1958 (6-3, 3-2 / 3rd Gulf States)

**Head Coach: Jack C. Rowan**

Sept. 13 at Southern	W, 33-12
Sept. 20 Stephen F. Austin	W, 14-12
Sept. 27 at Delta State	W, 23-0
Oct. 4 at UL Lafayette*	W, 29-8
Oct. 18 at McNeese State*	W, 29-14
Oct. 25 at Southeastern Louisiana*	W, 22-8
Nov. 1 Northwestern State *	L, 6-42
Nov. 15 at Louisiana College	L, 12-21
Nov. 22 Louisiana Tech *	L, 21-46

## 1959 (2-8, 1-4 / 6th Gulf States)

**Head Coach: Jack C. Rowan**

Sept. 19 at Arkansas State	L, 0-15
Sept. 26 Delta State	L, 13-14
Oct. 3 Texas A&M-Commerce	L, 0-20
Oct. 10 UT Arlington	W, 26-21
Oct. 17 McNeese State*	L, 6-21
Oct. 24 Southeastern Louisiana*	L, 6-27
Oct. 31 UL Lafayette*	W, 34-20
Nov. 7 at Northwestern State*	L, 19-24
Nov. 14 at Jacksonville State	L, 12-27
Nov. 21 at Louisiana Tech*	L, 0-27

## 1960 (3-7, 1-4 / 5th Gulf States)

**Head Coach: Jack C. Rowan**

Sept. 17 Arkansas State	W, 13-6
Sept. 24 at UT Arlington	L, 0-16
Oct. 1 at Texas A&M-Commerce	L, 6-13
Oct. 8 Northwestern State*	W, 7-6
Oct. 15 at McNeese State*	L, 8-14
Oct. 22 at Southeastern Louisiana*	L, 0-26
Oct. 29 at UL Lafayette*	L, 7-8
Nov. 5 at Delta State	L, 0-27
Nov. 12 Jacksonville State	W, 35-0
Nov. 19 Louisiana Tech*	L, 15-20

## 1961 (3-7, 1-4 / 5th Gulf States)

**Head Coach: Jack C. Rowan**

Sept. 16 Mexico Poly	W, 28-0
Sept. 23 at Lamar	L, 34-38
Sept. 30 Texas A&M-Commerce	W, 36-0
Oct. 7 at Northwestern State*	L, 7-28
Oct. 14 McNeese State*	L, 0-7
Oct. 21 Southeastern Louisiana*	L, 0-7
Oct. 28 (1) UL Lafayette*	W, 27-20
Nov. 4 Delta State	L, 0-9
Nov. 11 UT Arlington	L, 6-35
Nov. 18 at Louisiana Tech*	L, 7-27

(1) Shreveport, La.

## 1962 (2-6, 1-4 / 6th Gulf States)

**Head Coach: Jack C. Rowan**

Sept. 22 Lamar	L, 0-14
Sept. 29 at Texas A&M-Commerce	W, 14-12
Oct. 6 Northwestern State*	L, 17-18
Oct. 13 at McNeese State*	L, 8-13
Oct. 20 at Southeastern Louisiana*	L, 12-13
Oct. 27 (1) UL Lafayette*	L, 10-18
Nov. 3 Louisiana Tech*	W, 13-6
Nov. 10 at Delta State	L, 0-12

(1) Shreveport, La.

## 1963 (4-6, 1-4 / 5th Gulf States)

**Head Coach: Jack C. Rowan**

Sept. 21 at Chattanooga	L, 0-9
Sept. 28 McMurry	W, 8-7
Oct. 5 at Northwestern State*	L, 19-27
Oct. 12 Samford	L, 7-13
Oct. 19 McNeese State*	L, 8-20
Oct. 26 Southeastern Louisiana*	L, 7-12
Nov. 2 at UT Arlington	W, 21-12
Nov. 9 UL Lafayette*	W, 7-6
Nov. 16 Delta State	W, 29-7
Nov. 23 at Louisiana Tech*	L, 7-28

## 1964 (0-8, 0-5 / 6th Gulf States)

**Head Coach: Dixie B. White**

Sept. 19 at Delta State	L, 6-7
Oct. 3 Northwestern State*	L, 6-27
Oct. 10 Samford	L, 17-20
Oct. 17 at McNeese State*	L, 6-21
Oct. 24 at Southeastern Louisiana*	L, 10-20
Oct. 31 Tampa	L, 6-7
Nov. 7 at UL Lafayette*	L, 7-23
Nov. 21 Louisiana Tech *	L, 0-23

## 1965 (1-8, 0-5 / 5th Gulf States)

**Head Coach: Dixie B. White**

Sept. 18 at Southeast Missouri	W, 5-0
Sept. 25 Delta State	L, 0-23
Oct. 2 at Northwestern State*	L, 12-17
Oct. 9 at Louisiana College	L, 12-13
Oct. 16 McNeese State*	L, 6-14
Oct. 23 Southeastern Louisiana*	L, 6-14
Oct. 30 East Carolina	L, 0-45
Nov. 6 at UL Lafayette*	L, 10-14
Nov. 20 at Louisiana Tech*	L, 7-54

## 1966 (7-3, 2-3 / 4th Gulf States)

**Head Coach: Dixie B. White**

Sept. 17 Southeast Missouri	W, 20-9
Sept. 24 at East Carolina	W, 21-14
Oct. 1 Northwestern State*	L, 14-23
Oct. 8 Louisiana College	W, 41-0
Oct. 15 at McNeese State*	L, 17-18
Oct. 22 at Southeastern Louisiana*	L, 13-14
Oct. 29 UL Lafayette*	W, 10-7
Nov. 5 at Tampa	W, 17-0
Nov. 12 at Delta State	W, 14-10
Nov. 19 Louisiana Tech*	W, 14-6

## 1967 (7-3, 3-2 / t-2nd Gulf States)

**Head Coach: Dixie B. White**

Sept. 16	Henderson State	W, 33-0
Sept. 23	at Stephen F. Austin	W, 10-0
Sept. 30	at Northwestern State*	L, 14-21
Oct. 7	at Chattanooga	L, 14-21
Oct. 14	McNeese State*	L, 7-8
Oct. 21	Southeastern Louisiana*	W, 30-14
Oct. 28	at UL Lafayette*	W, 17-6
Nov. 4	Eastern Michigan	W, 12-10
Nov. 11	Delta State	W, 38-17
Nov. 18	at Louisiana Tech*	W, 21-14

## 1968 (6-4, 3-2 / t-2nd Gulf States)

**Head Coach: Dixie B. White**

Sept. 21	at UT Arlington	L, 14-24
Sept. 28	Stephen F. Austin	W, 42-0
Oct. 5	Northwestern State*	L, 3-7
Oct. 12	at Quantico Marines	W, 13-0
Oct. 19	at McNeese State*	W, 21-14
Oct. 26	at Southeastern Louisiana*	W, 13-0
Nov. 2	UL Lafayette*	W, 20-7
Nov. 9	Pensacola Navy	W, 31-14
Nov. 16	at Delta State	L, 3-10
Nov. 23	Louisiana Tech*	L, 10-25

## 1969 (1-9, 0-5 / 6th Gulf States)

**Head Coach: Dixie B. White**

Sept. 20	UT Arlington	L, 3-17
Sept. 27	at Quantico Marines	L, 7-20
Oct. 4	at Northwestern State*	L, 10-28
Oct. 11	Chattanooga	L, 7-12
Oct. 18	McNeese State*	L, 27-41
Oct. 25	Southeastern Louisiana*	L, 10-20
Nov. 1	at UL Lafayette*	L, 7-9
Nov. 8	at Pensacola Navy	L, 24-28
Nov. 15	Delta State	W, 31-7
Nov. 22	at Louisiana Tech*	L, 6-34

## 1970 (5-4, 3-2 / 2nd Gulf States)

**Head Coach: Dixie B. White**

Sept. 12	at Pensacola Navy	W, 28-14
Sept. 19	Northwestern State*	W, 21-17
Sept. 26	Quantico Marines	L, 20-21
Oct. 3	at McNeese State*	L, 13-17
Oct. 10	at Southeastern Louisiana*	W, 20-17
Oct. 17	UL Lafayette*	L, 7-9
Oct. 24	at Eastern Michigan	L, 0-20
Oct. 31	Troy	W, 14-10
Nov. 7	Louisiana Tech*	W, 28-21

## NAIA Independent, 1971-74

## 1971 (4-6-1)

**Head Coach: Dixie B. White**

Sept. 11	Marine Corps	W, 19-13
Sept. 18	Howard Payne	L, 7-24
Sept. 25	at Arkansas State	L, 6-20
Oct. 2	at Northwestern State	W, 15-14
Oct. 9	at Chattanooga	W, 27-21
Oct. 16	McNeese State	L, 21-31
Oct. 23	Southeastern Louisiana	W, 3-0
Oct. 30	at UL Lafayette	L, 7-31
Nov. 6	Eastern Michigan	T, 10-10
Nov. 13	at Troy	L, 7-21
Nov. 20	at Louisiana Tech	L, 0-23

## 1972 (3-7)

**Head Coach: Ollie Keller**

Sept. 9	Marine Corps	W, 10-6
Sept. 16	at Mississippi State	L, 7-42
Sept. 23	at Richmond	L, 0-17
Sept. 30	Northwestern State	L, 7-17
Oct. 7	at Nicholls State	W, 27-7
Oct. 14	at McNeese State	L, 14-31
Oct. 21	at Southeastern Louisiana	W, 34-9
Nov. 4	Arkansas State	L, 13-14
Nov. 11	at Drake	L, 7-35
Nov. 18	Louisiana Tech	L, 6-10

## 1973 (3-5-2)

**Head Coach: Ollie Keller**

Sept. 8	Troy	T, 15-15
Sept. 15	at Mississippi State	T, 21-21
Sept. 29	at Northwestern State	W, 16-13
Oct. 6	at UNLV	L, 0-26
Oct. 13	McNeese State	L, 6-16
Oct. 20	Southeastern Louisiana	L, 0-27
Oct. 27	No. 20 Richmond	W, 14-8
Nov. 3	at Jacksonville State	L, 24-66
Nov. 10	Nicholls State	W, 37-0
Nov. 17	at Louisiana Tech	L, 0-40

## 1974 (4-6)

**Head Coach: Ollie Keller**

Sept. 14	at Troy	L, 19-30
Sept. 21	at Eastern Michigan	W, 17-14
Sept. 28	at McNeese State	L, 14-20
Oct. 5	Northwestern State	W, 14-8
Oct. 26	at Southeastern Louisiana	L, 8-23
Nov. 2	at Arkansas State	L, 14-17
Nov. 9	Jacksonville State	W, 20-16
Nov. 16	North Dakota	W, 39-15
Nov. 23	Louisiana Tech	L, 10-26
Nov. 30	at Cincinnati	L, 7-20

## NCAA Division I Independent, 1975-77

## 1975 (4-6-1)

**Head Coach: Ollie Keller**

Sept. 6	Pacific	T, 3-3
Sept. 13	Kent State	L, 29-31
Sept. 20	Eastern Michigan	L, 24-27
Sept. 27	Drake	W, 38-25
Oct. 4	at Northwestern State	W, 34-20
Oct. 11	Lamar	W, 34-7
Oct. 18	at McNeese State	L, 14-15
Oct. 25	at Southeastern Louisiana	L, 19-49
Nov. 1	West Texas A&M	L, 20-45
Nov. 8	at Louisiana Tech	L, 23-41
Nov. 15	Louisville	W, 14-10

## 1976 (2-9)

**Head Coach: John David Crow**

Sept. 4	at Arkansas State	L, 13-31
Sept. 18	Lamar	W, 16-6
Sept. 25	UT Arlington	W, 21-20
Oct. 9	McNeese State	L, 35-36
Oct. 16	at Louisville	L, 8-36
Oct. 23	at Southeastern Louisiana	L, 10-14
Oct. 30	Northwestern State	L, 9-21
Nov. 6	Dayton	L, 13-37
Nov. 13	at West Texas A&M	L, 41-58
Nov. 20	Louisiana Tech	L, 35-55
Nov. 27	at UL Lafayette	L, 5-7

## 1977 (2-9)

**Head Coach: John David Crow**

Sept. 10	at Lamar	L, 7-21
Sept. 17	at Tulsa	L, 35-37
Sept. 24	at Cincinnati	L, 0-63
Oct. 1	at Northwestern State	L, 0-13
Oct. 8	Cal State Fullerton	L, 10-31
Oct. 15	McNeese State	L, 7-29
Oct. 22	Southeastern Louisiana	W, 24-19
Oct. 29	Arkansas State	L, 20-31
Nov. 5	Nicholls State	W, 19-2
Nov. 12	at Pacific	L, 0-31
Nov. 26	at Louisiana Tech	L, 0-20

## NCAA Division I-A Independent, 1978-81

## 1978 (6-4-1)

**Head Coach: John David Crow**

Sept. 9	at Nicholls State	W, 3-0
Sept. 16	Arkansas State	W, 21-13
Sept. 23	Northern Illinois	W, 27-10
Sept. 30	Northwestern State	W, 46-0
Oct. 7	at Lamar	T, 17-17
Oct. 14	at McNeese State	L, 10-31
Oct. 21	Southeastern Louisiana	L, 21-25
Oct. 28	Indiana State	W, 14-0
Nov. 4	at Cincinnati	L, 7-20
Nov. 11	at North Texas	L, 6-26
Nov. 18	Louisiana Tech	W, 18-0

## 1979 (3-8)

**Head Coach: John David Crow**

Sept. 1	at UL Lafayette	L, 13-17
Sept. 15	Arkansas State	W, 18-17
Sept. 22	at McNeese State	L, 10-12
Sept. 29	at Northwestern State	L, 14-20
Oct. 6	Nicholls State	L, 16-23
Oct. 13	at Memphis	W, 21-20
Oct. 20	Cal State Fullerton	W, 28-17
Oct. 27	at Southeastern Louisiana	L, 0-13
Nov. 3	Lamar	L, 7-21
Nov. 10	at Indiana State	L, 21-38
Nov. 17	at Louisiana Tech	L, 10-13

## 1980 (7-4)

**Head Coach: John David Crow**

Sept. 13	at Iowa State	L, 7-42
Sept. 20	at Arkansas State	W, 35-12
Sept. 27	at UL Lafayette	W, 24-0
Oct. 4	Northwestern State	W, 38-14
Oct. 11	McNeese State	L, 28-48
Oct. 18	at Lamar	W, 28-6
Oct. 25	Southeastern Louisiana	L, 30-55
Nov. 1	at Nicholls State	W, 29-28
Nov. 8	Mississippi College	W, 40-22
Nov. 15	at North Texas	L, 18-26
Nov. 22	Louisiana Tech	W, 19-14

## 1981 (5-6)

**Head Coach: Pat Collins**

Sept. 5	Indiana State	W, 38-8
Sept. 12	Arkansas State	L, 13-35
Sept. 19	UL Lafayette	W, 20-17
Oct. 3	at Louisiana Tech	W, 35-0
Oct. 10	Lamar	L, 13-17
Oct. 17	at McNeese State	L, 25-41
Oct. 24	at Southeastern Louisiana	L, 47-50
Oct. 31	Nicholls State	W, 55-18
Nov. 7	at Louisville	W, 40-7
Nov. 14	North Texas	L, 14-17
Nov. 21	at Northwestern State	L, 9-41

## NCAA Division I-AA Southland Conference, 1982-93

\*Denotes Conference Game

### 1982 (8-3, 5-1 / 2nd Southland)

#### Head Coach: Pat Collins

Sept. 4	at Southern Miss	L, 27-45
Sept. 11	at Nicholls State	W, 29-14
Sept. 18	at North Texas	W, 38-15
Sept. 25	UT Arlington*	W, 33-16
Oct. 2	McNeese State*	W, 35-21
Oct. 9	No. 10 Louisiana Tech*	L, 10-17
Oct. 16	at Arkansas State*	W, 31-21
Oct. 23	Southwestern Louisiana*	W, 42-0
Oct. 30	at Lamar*	W, 14-0
Nov. 6	at UL Lafayette*	L, 25-40
Nov. 13	Northwestern State	W, 28-27

### Southland Co-Champions

### 1983 (8-3, 5-1 / 1st Southland)

#### Head Coach: Pat Collins

Sept. 3	at No. 10 Indiana State	L, 9-10
Sept. 10	UL Lafayette	W, 31-6
Sept. 17	at UT Arlington*	W, 16-10
Sept. 24	Arkansas State*	W, 45-7
Oct. 1	at Lamar*	W, 17-0
Oct. 8	Nicholls State	W, 47-27
Oct. 15	at Southeastern Louisiana	W, 16-13
Oct. 22	No. 18 McNeese State*	W, 37-6
Oct. 29	at Louisiana Tech*	W, 17-0
Nov. 5	No. 10 North Texas*	L, 7-27
Nov. 12	at Northwestern State	L, 9-13

### 1984 (7-4, 3-3 / 4th Southland)

#### Head Coach: Pat Collins

Sept. 1	at Nicholls State	W, 13-6
Sept. 8	Central Florida	W, 49-21
Sept. 15	at UL Lafayette	W, 7-6
Sept. 22	Northwestern State	L, 10-27
Sept. 29	Lamar*	W, 34-14
Oct. 6	Southwestern Louisiana	W, 30-15
Oct. 13	UT Arlington*	L, 7-9
Oct. 20	at No. 7 McNeese State*	W, 19-3
Oct. 27	No. 14 Louisiana Tech*	W, 12-10
Nov. 3	at North Texas*	L, 3-10
Nov. 10	at No. 14 Arkansas State*	L, 14-38

### 1985 (6-5, 3-3 / 4th Southland)

#### Head Coach: Pat Collins

Sept. 14	Delta State	W, 27-7
Sept. 21	at Texas A&M	L, 17-31
Sept. 28	Nicholls State	W, 17-15
Oct. 5	Northwestern State	W, 45-21
Oct. 12	at No. 15 Lamar*	W, 37-14
Oct. 19	at Southeastern Louisiana	L, 17-19
Oct. 26	at UT Arlington*	L, 13-27
Nov. 2	McNeese State*	L, 0-10
Nov. 9	at No. 9 Louisiana Tech*	W, 13-9
Nov. 16	North Texas*	W, 18-17
Nov. 23	No. 8 Arkansas State*	L, 23-31

### 1986 (5-6, 3-2 / 2nd Southland)

#### Head Coach: Pat Collins

Sept. 6	at Southern Miss	L, 19-28
Sept. 13	at UL Lafayette	L, 20-24
Sept. 20	Texas State	W, 17-14
Sept. 27	at No. 17 Nicholls State	L, 13-17
Oct. 4	Northwestern State	L, 14-17
Oct. 11	Lamar*	W, 22-21
Oct. 18	at McNeese State*	W, 37-17
Oct. 25	No. 19 Stephen F. Austin	W, 28-7
Nov. 1	Louisiana Tech*	W, 20-6
Nov. 8	at North Texas*	L, 20-28
Nov. 15	at No. 2 Arkansas State*	L, 21-26

## NCAA I-AA National Champions

### Southland Champions

### 1987 (13-2, 6-0 / 1st Southland)

#### Head Coach: Pat Collins

Sept. 12	at Louisiana Tech*	W, 44-7
Sept. 19	at Texas State*	W, 44-7
Sept. 26	Nicholls State	W, 26-14
Oct. 3	at No. 8 Northwestern State*	W, 33-31
Oct. 10	at Lamar	L, 28-48
Oct. 17	No. 8 Georgia Southern	W, 26-17
Oct. 24	UL Lafayette	L, 7-17
Oct. 31	McNeese State*	W, 37-10
Nov. 7	at Southern Miss	W, 34-24
Nov. 14	No. 12 North Texas*	W, 24-23
Nov. 21	No. 8 Arkansas State*	W, 31-21
Nov. 28	(1) No. 16 North Texas	W, 30-9
Dec. 5	(1) No. 7 Eastern Kentucky	W, 33-32
Dec. 12	(1) No. 4 Northern Iowa (2OT)	W, 44-41
Dec. 19	(2) No. 14 Marshall	W, 43-42

(1) NCAA I-AA Playoffs (Monroe, La.)

(2) NCAA I-AA National Championship Game (Pocatello, Idaho)

### 1988 (5-6, 2-4 / 5th Southland)

#### Head Coach: Pat Collins

Sept. 3	at No. 13 Nicholls State	W, 22-6
Sept. 10	at No. 9 McNeese State*	L, 0-23
Sept. 17	Texas State*	W, 29-27
Sept. 24	at Arkansas State	W, 16-13
Oct. 1	Stephen F. Austin*	L, 3-20
Oct. 8	at No. 1 North Texas*	L, 23-26
Oct. 15	at No. 10 Georgia Southern	L, 11-43
Oct. 22	(1) No. 16 Northwestern State*	L, 15-27
Oct. 29	Lamar	W, 24-3
Nov. 5	Sam Houston State*	W, 17-3
Nov. 12	Louisiana Tech	L, 0-23

(1) Shreveport, La.

### 1989 (4-6-1, 2-3-1 / 4th Southland)

#### Head Coach: Dave Roberts

Sept. 9	Nicholls State	W, 29-13
Sept. 16	McNeese State*	W, 17-14
Sept. 23	at Texas State*	L, 7-26
Sept. 30	UL Lafayette	L, 10-24
Oct. 7	at Mississippi State	L, 14-28
Oct. 14	at Sam Houston State*	W, 21-13
Oct. 21	(1) Northwestern State*	T, 14-14
Oct. 28	No. 18 Arkansas State	W, 13-7
Nov. 4	at Louisiana Tech	L, 6-24
Nov. 11	at No. 3 Stephen F. Austin*	L, 45-66
Nov. 18	North Texas*	L, 25-28

(1) Shreveport, La.

### Southland Champions

### 1990 (7-5, 5-1 / 1st Southland)

#### Head Coach: Dave Roberts

Sept. 8	at Arkansas State	L, 18-23
Sept. 15	Mississippi College	W, 17-7
Sept. 22	Texas State*	W, 30-27
Sept. 29	at Georgia Southern	L, 14-33
Oct. 6	at McNeese State*	L, 14-19
Oct. 13	Sam Houston State*	W, 27-10
Oct. 20	at Nicholls State	W, 27-20
Oct. 27	Northwestern State*	W, 14-3
Nov. 3	Louisiana Tech	L, 7-31
Nov. 10	Stephen F. Austin*	W, 10-3
Nov. 17	at No. 18 North Texas*	W, 16-15
Nov. 24	(1) at No. 4 Nevada	L, 14-27

(1) NCAA I-AA Playoffs (Reno, Nev.)

## 1991 (7-3-1, 4-2-1 / 3rd Southland)

### Head Coach: Dave Roberts

Aug. 31	at UL Lafayette	W, 21-10
Sept. 7	Nicholls State*	L, 10-15
Sept. 14	No. 1 Georgia Southern	W, 21-13
Sept. 28	Mississippi College	W, 17-7
Oct. 5	at No. 12 Texas State*	W, 17-8
Oct. 12	McNeese State*	T, 10-10
Oct. 19	at No. 6 Sam Houston State*	L, 15-27
Oct. 26	at Northwestern State*	W, 24-9
Nov. 2	at Louisiana Tech	L, 10-35
Nov. 16	at Stephen F. Austin*	W, 48-20
Nov. 23	North Texas*	W, 44-21

### Southland Champions

### 1992 (10-3, 7-0 / 1st Southland)

#### Head Coach: Dave Roberts

Sept. 5	at Nicholls State*	W, 38-10
Sept. 12	at UL Lafayette	L, 23-31
Sept. 19	at No. 5 Eastern Kentucky	L, 21-26
Sept. 26	No. 16 Texas State*	W, 13-6
Oct. 3	Delta State	W, 52-13
Oct. 10	at No. 13 McNeese State*	W, 52-35
Oct. 17	Sam Houston State*	W, 38-10
Oct. 24	at Northwestern State*	W, 28-18
Oct. 31	No. 19 Eastern Washington	W, 41-31
Nov. 7	Stephen F. Austin*	W, 41-22
Nov. 14	at North Texas*	W, 47-25
Nov. 21	(1) Alcorn State	W, 78-27
Nov. 28	(1) No. 8 Delaware	L, 18-41

(1) NCAA I-AA Playoffs (Monroe, La.)

### 1993 (9-3, 6-1 / 2nd Southland)

#### Head Coach: Dave Roberts

Sept. 4	at Eastern Washington	W, 34-13
Sept. 11	No. 18 Eastern Kentucky	W, 40-14
Sept. 18	at Southern Miss	L, 37-44
Sept. 25	at Nicholls State*	W, 51-30
Oct. 2	Northwestern State*	W, 26-24
Oct. 9	No. 18 McNeese State*	L, 26-34
Oct. 16	at Texas State*	W, 40-21
Oct. 23	No. 10 Stephen F. Austin*	W, 26-10
Oct. 30	at Arkansas State	W, 42-10
Nov. 6	at Sam Houston State*	W, 48-10
Nov. 13	North Texas*	W, 61-31
Nov. 20	(1) No. 11 Idaho	L, 31-34

(1) NCAA I-AA Playoffs (Monroe, La.)

## NCAA Division I-A Independent, 1994-2000

### 1994 (3-8)

#### Head Coach: Ed Zaunbrecher

Sept. 3	at No. 8 Colorado	L, 13-48
Sept. 10	at No. 12 Auburn	L, 12-44
Sept. 17	at Georgia	L, 6-70
Sept. 24	at Nevada	L, 22-34
Oct. 1	Weber State	W, 62-37
Oct. 8	at Wyoming	L, 14-28
Oct. 15	Central Florida	L, 16-33
Oct. 22	Jacksonville State	L, 28-32
Oct. 29	at BYU	L, 10-24
Nov. 5	at Kentucky	W, 21-14
Nov. 12	North Texas	W, 38-20

## 1995 (2-9)

**Head Coach: Ed Zaunbrecher**

Sept. 2	at Fresno State	L, 17-31
Sept. 9	Nicholls State	W, 34-21
Sept. 16	at No. 9 Colorado	L, 14-66
Sept. 23	at Missouri	L, 22-31
Sept. 30	at Mississippi State	W, 34-32
Oct. 7	Troy	L, 10-20
Oct. 14	at Nevada	L, 35-59
Oct. 21	Northwestern State	L, 39-42
Oct. 28	Central Florida	L, 14-34
Nov. 4	at No. 21 Auburn	L, 14-38
Nov. 11	at Louisville	L, 0-39

## 1996 (5-6)

**Head Coach: Ed Zaunbrecher**

Aug. 29	Nicholls State	W, 14-12
Sept. 7	Minnesota	L, 3-30
Sept. 14	at UCLA	L, 0-44
Sept. 21	Sam Houston State	W, 34-31
Sept. 28	at Arkansas	L, 21-38
Oct. 5	Northwestern State	W, 13-10
Oct. 12	at Central Florida	W, 39-38
Oct. 19	at Mississippi State	L, 0-59
Oct. 26	at No. 22 Auburn	L, 24-28
Nov. 2	Jacksonville State (20T)	W, 31-28
Nov. 9	at Cincinnati	L, 13-35

## 1997 (5-7)

**Head Coach: Ed Zaunbrecher**

Aug. 30	Nicholls State	W, 28-0
Sept. 6	at Arkansas State	L, 16-28
Sept. 13	at Louisiana Tech	L, 16-17
Sept. 20	at No. 25 Georgia	L, 3-42
Sept. 27	at Oklahoma State	L, 7-38
Oct. 4	Northwestern State	W, 17-7
Oct. 11	at Mississippi State	L, 10-24
Oct. 18	at Kentucky	L, 14-49
Oct. 25	at UL Lafayette (OT)	W, 28-21
Nov. 1	Central Florida	W, 45-41
Nov. 15	Western Michigan	L, 19-32
Nov. 22	at Hawaii (OT)	W, 23-20

## 1998 (5-6)

**Head Coach: Ed Zaunbrecher**

Sept. 5	Nicholls State	W, 44-14
Sept. 12	at No. 3 Florida	L, 10-42
Sept. 19	Stephen F. Austin	W, 21-10
Sept. 26	at Kansas State	L, 7-62
Oct. 3	at Western Michigan	L, 14-27
Oct. 10	Louisiana Tech	L, 14-44
Oct. 24	at Arizona	L, 7-45
Oct. 31	UAB	W, 20-14
Nov. 7	UL Lafayette	W, 34-24
Nov. 14	at Arkansas State	L, 13-17
Nov. 21	Portland State	W, 43-27

## 1999 (5-6)

**Head Coach: Bobby Keasler**

Sept. 4	Nicholls State	W, 27-10
Sept. 11	at Minnesota	L, 0-35
Sept. 18	at No. 15 Arkansas	L, 6-44
Sept. 25	Northwestern State	W, 38-7
Oct. 2	at UAB	L, 0-47
Oct. 9	at Utah	L, 0-42
Oct. 16	Wyoming	L, 20-38
Oct. 23	at UL Lafayette	W, 31-7
Oct. 30	Middle Tennessee	W, 10-0
Nov. 6	at Louisiana Tech	L, 17-58
Nov. 13	at Tulsa	W, 37-34

## 2000 (1-10)

**Head Coach: Bobby Keasler**

Sept. 2	at Minnesota	L, 10-47
Sept. 9	at Memphis	L, 0-28
Sept. 16	Nicholls State	W, 27-21
Sept. 23	at No. 13 Tennessee	L, 3-70
Sept. 30	Texas State	L, 7-27
Oct. 7	at Arkansas	L, 6-52
Oct. 14	at Middle Tennessee	L, 0-28
Oct. 21	at Central Florida	L, 0-55
Nov. 4	UL Lafayette	L, 18-21
Nov. 11	Louisiana Tech	L, 19-42
Nov. 18	Wofford	L, 6-24

## NCAA Football Bowl Subdivision Sun Belt Conference, 2001-

\*Denotes Conference Game

### 2001 (2-9, 2-4 / t-4th Sun Belt)

**Head Coach: Bobby Keasler**

Sept. 1	Sam Houston State	L, 9-20
Sept. 8	at No. 2 Florida	L, 6-55
Sept. 22	Middle Tennessee*	L, 20-38
Sept. 29	New Mexico State*	L, 0-31
Oct. 6	North Texas*	W, 19-17
Oct. 20	at Central Florida	L, 6-38
Oct. 27	at UL Lafayette*	L, 12-17
Nov. 3	at Idaho*	L, 38-42
Nov. 10	Troy	L, 12-44
Nov. 17	at Arkansas State*	W, 16-7
Dec. 1	at Cincinnati	L, 10-42

### 2002 (3-9, 2-4 / t-4th Sun Belt)

**Head Coach: Bobby Keasler / Mike Collins**

Aug. 31	at Ole Miss	L, 3-31
Sept. 7	at Kansas State	L, 0-68
Sept. 14	McNeese State	L, 19-24
Sept. 21	Arkansas State*	L, 21-33
Oct. 5	Tulane	L, 9-52
Oct. 12	Idaho*	W, 34-14
Oct. 19	at New Mexico State*	L, 21-34
Oct. 26	Utah State (OT)	W, 51-48
Nov. 2	at North Texas*	L, 2-41
Nov. 9	at Auburn	L, 14-52
Nov. 16	at Middle Tennessee*	L, 28-44
Nov. 23	UL Lafayette*	W, 34-10

### 2003 (1-11, 1-5 / 7th Sun Belt)

**Head Coach: Charlie Weatherbie**

Aug. 30	at No. 14 LSU	L, 7-49
Sept. 6	Stephen F. Austin	L, 21-23
Sept. 13	at Ole Miss	L, 14-59
Sept. 20	Northwestern State	L, 10-14
Sept. 27	at Utah State*	L, 10-28
Oct. 4	(1) Arkansas State*	L, 41-44
Oct. 11	at UL Lafayette*	W, 45-42
Oct. 25	New Mexico State*	L, 14-21
Nov. 1	at Auburn	L, 7-73
Nov. 8	North Texas*	L, 26-28
Nov. 15	Idaho*	L, 20-58
Nov. 22	at Troy	L, 24-28

(1) Little Rock, Ark.

### 2004 (5-6, 4-3 / t-3rd Sun Belt)

**Head Coach: Charlie Weatherbie**

Sept. 4	at No. 17 Auburn	L, 0-31
Sept. 18	at Arkansas	L, 20-49
Sept. 25	Arkansas State*	L, 21-28
Oct. 2	at Wyoming	L, 10-31
Oct. 9	at Idaho*	W, 16-14
Oct. 16	FIU	W, 28-20
Oct. 23	at Florida Atlantic*	W, 17-13
Oct. 30	at North Texas*	L, 30-45
Nov. 6	Utah State*	W, 32-25
Nov. 13	at Middle Tennessee*	L, 24-37
Nov. 20	UL Lafayette*	W, 13-10

## 2005 (5-6, 5-2 / t-1st Sun Belt)

**Head Coach: Charlie Weatherbie**  
**Sun Belt Co-Champions**

Sept. 1	Northwestern State	L, 23-27
Sept. 10	at Wyoming	L, 0-38
Sept. 17	at No. 7 Georgia	L, 7-44
Sept. 22	at Florida Atlantic*	W, 28-21
Oct. 1	Arkansas State*	W, 31-27
Oct. 8	(1) Arkansas	L, 15-44
Oct. 15	Troy*	W, 27-3
Nov. 5	FIU*	L, 29-31
Nov. 12	at Middle Tennessee*	W, 34-31
Nov. 19	at North Texas*	W, 24-19
Nov. 26	UL Lafayette*	L, 21-54

(1) Little Rock, Ark.

## 2006 (4-8, 3-4 / t-5th Sun Belt)

**Head Coach: Charlie Weatherbie**

Aug. 31	Alcorn State	W, 24-6
Sept. 9	at Kansas	L, 19-21
Sept. 16	at No. 24 Alabama	L, 7-41
Sept. 30	Florida Atlantic*	L, 19-21
Oct. 7	at Arkansas State*	L, 6-10
Oct. 14	at Troy*	L, 19-24
Oct. 21	Middle Tennessee*	L, 21-35
Oct. 28	(1) No. 13 Arkansas	L, 10-44
Nov. 11	at FIU*	W, 35-0
Nov. 18	at Kentucky	L, 40-42
Nov. 25	North Texas*	W, 23-3
Dec. 2	at UL Lafayette*	W, 39-20

(1) Little Rock, Ark.

## 2007 (6-6, 4-3 / t-3rd Sun Belt)

**Head Coach: Charlie Weatherbie**

Aug. 30	Tulsa	L, 17-35
Sept. 8	at No. 25 Clemson	L, 26-49
Sept. 15	at No. 25 Texas A&M	L, 14-54
Sept. 29	at Troy*	L, 7-24
Oct. 6	Arkansas State*	W, 30-13
Oct. 13	at North Texas*	L, 21-31
Oct. 20	FIU*	W, 28-14
Oct. 27	at Florida Atlantic* (30T)	W, 33-30
Nov. 3	Middle Tennessee*	L, 40-43
Nov. 10	Grambling State	W, 28-14
Nov. 17	at Alabama	W, 21-14
Nov. 24	at UL Lafayette*	W, 17-11

## 2008 (4-8, 3-4 / t-3rd Sun Belt)

**Head Coach: Charlie Weatherbie**

Aug. 30	at No. 10 Auburn	L, 0-34
Sept. 6	(1) Arkansas	L, 27-28
Sept. 12	Alabama A&M	W, 37-15
Sept. 20	at Tulane	L, 10-24
Oct. 4	UL Lafayette*	L, 35-44
Oct. 11	at Arkansas State*	L, 29-37
Oct. 18	North Texas*	W, 35-23
Oct. 25	Florida Atlantic*	L, 28-29
Nov. 1	Troy*	W, 31-30
Nov. 8	at Middle Tennessee*	L, 21-24
Nov. 15	at Ole Miss	L, 0-59
Nov. 22	at FIU*	W, 31-27

(1) Little Rock, Ark.

## 2009 (6-6, 5-3 / t-3rd Sun Belt) Head Coach: Charlie Weatherbie

Sept. 5	at No. 2 Texas	L, 20-59
Sept. 12	Texas Southern	W, 58-0
Sept. 19	at Arizona State	L, 14-38
Sept. 26	at Florida Atlantic*	W, 27-25
Oct. 3	FIU*	W, 48-35
Oct. 13	Arkansas State*	W, 16-10
Oct. 24	at Kentucky	L, 13-36
Oct. 31	at Troy*	L, 21-42
Nov. 7	at North Texas*	W, 33-6
Nov. 14	Western Kentucky*	W, 21-18
Nov. 21	at UL Lafayette*	L, 17-21
Nov. 28	Middle Tennessee*	L, 19-38

## 2010 (5-7, 4-4 / t-4th Sun Belt) Head Coach: Todd Berry

Sept. 11	(1) No. 14 Arkansas	L, 7-31
Sept. 18	at Arkansas State*	L, 20-34
Sept. 25	Southeastern Louisiana	W, 21-20
Oct. 2	at No. 10 Auburn	L, 3-52
Oct. 9	Florida Atlantic*	W, 20-17
Oct. 16	at Western Kentucky*	W, 35-30
Oct. 23	at Middle Tennessee*	L, 10-38
Oct. 30	Troy*	W, 28-14
Nov. 6	at FIU* (20T)	L, 35-42
Nov. 13	at No. 5 LSU	L, 0-51
Nov. 20	North Texas*	W, 49-37
Nov. 27	UL Lafayette*	L, 22-23

(1) Little Rock, Ark.

## 2011 (4-8, 3-5 / 6th Sun Belt) Head Coach: Todd Berry

Sept. 3	at No. 5 Florida State	L, 0-34
Sept. 10	Grambling State	W, 35-7
Sept. 17	at No. 23 TCU	L, 17-38
Sept. 24	at Iowa	L, 17-45
Oct. 8	Arkansas State*	L, 19-24
Oct. 15	at Troy*	W, 38-10
Oct. 22	at North Texas*	L, 21-38
Oct. 29	Western Kentucky (OT)*	L, 28-31
Nov. 5	at UL Lafayette*	L, 35-36
Nov. 12	Middle Tennessee*	W, 42-14
Nov. 19	FIU*	L, 17-28
Dec. 3	at Florida Atlantic*	W, 26-0

## 2012 (8-5, 6-2 / t-2nd Sun Belt) Head Coach: Todd Berry

Sept. 8	(1) No. 8 Arkansas (OT)	W, 34-31
Sept. 15	at Auburn (OT)	L, 28-31
Sept. 21	Baylor	L, 42-47
Sept. 29	at Tulane	W, 63-10
Oct. 6	at Middle Tennessee*	W, 31-17
Oct. 13	Florida Atlantic*	W, 35-14
Oct. 20	at Western Kentucky* (OT)	W, 43-42
Oct. 27	South Alabama*	W, 38-24
Nov. 3	UL Lafayette*	L, 24-40
Nov. 8	at Arkansas State*	L, 23-45
Nov. 17	North Texas*	W, 42-16
Nov. 24	at FIU* (OT)	W, 23-17
Dec. 28	(2) Ohio	L, 14-45

(1) Little Rock, Ark.

(2) AdvoCare V100 Independence Bowl (Shreveport, La.)

## 2013 (6-6, 4-3 / t-3rd Sun Belt) Head Coach: Todd Berry

Aug. 31	at No. 16 Oklahoma	L, 0-34
Sept. 7	Grambling State	W, 48-10
Sept. 14	at Wake Forest	W, 21-19
Sept. 21	at No. 20 Baylor	L, 7-70
Sept. 28	Tulane	L, 14-31
Oct. 3	Western Kentucky*	L, 10-31
Oct. 12	Texas State*	W, 21-14
Oct. 26	Georgia State*	W, 38-10
Oct. 31	at Troy*	W, 49-37
Nov. 9	Arkansas State*	L, 14-42
Nov. 23	at South Alabama*	L, 14-36
Nov. 30	at UL Lafayette*	W, 31-28

## 2014 (4-8, 3-5 t-7th Sun Belt) Head Coach: Todd Berry

Aug. 28	Wake Forest	W, 17-10
Sept. 6	Idaho*	W, 38-31
Sept. 13	at No. 10 LSU	L, 0-31
Sept. 27	Troy*	W, 22-20
Oct. 4	at Arkansas State*	L, 14-28
Oct. 11	at Kentucky	L, 14-48
Oct. 25	Texas State*	L, 18-22
Nov. 1	at Texas A&M	L, 16-21
Nov. 8	at Appalachian State*	L, 29-31
Nov. 15	UL Lafayette*	L, 27-34
Nov. 22	at New Mexico State*	W, 30-17
Nov. 29	at Georgia Southern*	L, 16-22

## 2015 (2-11, 1-7 / t-7th Sun Belt) Head Coach: Todd Berry / John Mumford

Sept. 5	at No. 9 Georgia	L, 14-51
Sept. 12	Nicholls State	W, 47-0
Sept. 26	at No. 12 Alabama	L, 0-34
Oct. 3	Georgia Southern*	L, 31-51
Oct. 10	at Tulsa	L, 24-34
Oct. 17	Appalachian State*	L, 14-59
Oct. 24	at Idaho*	L, 13-27
Oct. 31	at UL Lafayette*	L, 24-30
Nov. 7	at Troy*	L, 14-51
Nov. 14	Arkansas State*	L, 21-59
Nov. 19	at Texas State*	L, 3-16
Nov. 28	at Hawaii	L, 26-28
Dec. 5	New Mexico State*	W, 42-35

## 2016 (4-8, 3-5 / 7th Sun Belt) Head Coach: Matt Viator

Sept. 3	Southern	W, 38-21
Sept. 10	at No. 14 Oklahoma	L, 17-59
Sept. 17	at Georgia Southern*	L, 21-23
Oct. 1	at Auburn	L, 7-58
Oct. 8	Idaho*	L, 31-34
Oct. 15	Texas State*	W, 40-34
Oct. 22	at New Mexico	L, 17-59
Oct. 29	at Arkansas State*	L, 10-51
Nov. 5	South Alabama* (OT)	W, 42-35
Nov. 12	at Georgia State*	W, 37-23
Nov. 19	at Appalachian State*	L, 17-42
Dec. 3	UL Lafayette*	L, 3-30

## 2017 (4-8, 4-4 / t-5th Sun Belt) Head Coach: Matt Viator

Aug. 31	at Memphis	L, 29-37
Sept. 16	Southern Miss	L, 17-28
Sept. 23	at UL Lafayette* (20T)	W, 56-50
Sept. 30	Coastal Carolina*	W, 51-43
Oct. 7	at Texas State*	W, 45-27
Oct. 14	Georgia State*	L, 37-47
Oct. 21	at South Alabama*	L, 23-33
Oct. 28	at Idaho*	L, 23-31
Nov. 4	Appalachian State*	W, 52-45
Nov. 18	at No. 6 Auburn	L, 14-42
Nov. 25	Arkansas State*	L, 50-67
Dec. 2	at Florida State	L, 10-42

## 2018 (6-6, 4-4 Sun Belt / 3rd West) Head Coach: Matt Viator

Aug. 30	Southeastern Louisiana	W, 34-31
Sept. 8	at Southern Miss	W, 21-20
Sept. 15	at Texas A&M	L, 10-48
Sept. 22	Troy*	L, 27-35
Sept. 29	at Georgia State*	L, 14-46
Oct. 6	at Ole Miss	L, 21-70
Oct. 13	at Coastal Carolina*	W, 45-20
Oct. 20	Texas State*	W, 20-14
Nov. 3	Georgia Southern*	W, 44-25
Nov. 10	at South Alabama*	W, 38-10
Nov. 17	at Arkansas State*	L, 17-31
Nov. 24	UL Lafayette*	L, 28-31

## 2019 (5-7, 4-4 Sun Belt / 3rd West) Head Coach: Matt Viator

Aug. 31	Grambling State	W, 31-9
Sept. 7	at Florida State (OT)	L, 44-45
Sept. 21	at Iowa State	L, 20-72
Sept. 28	South Alabama*	W, 30-17
Oct. 5	Memphis	L, 33-52
Oct. 10	at Texas State*	W, 24-14
Oct. 19	at No. 24 Appalachian State*	L, 7-52
Nov. 2	Arkansas State*	L, 41-48
Nov. 9	Georgia State*	W, 45-31
Nov. 16	at Georgia Southern*	L, 29-51
Nov. 23	Coastal Carolina*	W, 45-42
Nov. 30	at UL Lafayette*	L, 30-31

## 2020 (0-10, 0-7 Sun Belt / 5th West) Head Coach: Matt Viator

Sept. 12	at Army	L, 7-37
Sept. 19	Texas State*	L, 17-38
Sept. 26	UTEP	L, 6-31
Oct. 3	Georgia Southern*	L, 30-35
Oct. 10	at Liberty	L, 7-40
Oct. 24	at South Alabama*	L, 14-38
Oct. 31	Appalachian State*	L, 13-31
Nov. 7	at Georgia State*	L, 34-52
Nov. 21	(1) Louisiana Tech	Canceled+
Nov. 28	No. 23 UL Lafayette*	L, 20-70
Dec. 5	at Arkansas State*	L, 15-48
Dec. 17	at Troy*	Canceled+

(1) Shreveport, La.

+ COVID-19

## 2021 (4-8, 2-6 Sun Belt / 4th West) Head Coach: Terry Bowden

Sept. 4	at Kentucky	L, 10-45
Sept. 18	Jackson State	W, 12-7
Sept. 25	Troy*	W, 29-16
Oct. 2	at Coastal Carolina*	L, 6-59
Oct. 9	Georgia State*	L, 21-55
Oct. 16	Liberty	W, 31-28
Oct. 23	South Alabama*	W, 41-31
Oct. 30	at App State*	L, 28-59
Nov. 6	at Texas State*	L, 19-27
Nov. 13	Arkansas State*	L, 24-27
Nov. 20	at LSU	L, 14-27
Nov. 27	at Ragin' Cajuns*	L, 16-21

## 2022 (4-8, 3-5 Sun Belt / 5th West) Head Coach: Terry Bowden

Sept. 3	at Texas	L, 10-52
Sept. 10	Nicholls	W, 35-7
Sept. 17	at Alabama	L, 7-63
Sept. 24	Ragin' Cajuns*	W, 21-17
Oct. 1	at Arkansas State*	L, 28-45
Oct. 8	Coastal Carolina*	L, 21-28
Oct. 15	at South Alabama*	L, 34-41
Oct. 22	at Army	L, 24-48
Nov. 5	Texas State*	W, 31-30
Nov. 12	at Georgia State*	W, 31-28
Nov. 19	at Troy*	L, 16-34
Nov. 26	Southern Miss*	L, 10-20

2023 (2-10, 0-8 Sun Belt / 7th West)		
Head Coach: Terry Bowden		
Sept. 2	Army	W, 17-13
Sept. 9	Lamar	W, 24-14
Sept. 16	at Texas A&M	L, 3-47
Sept. 30	App State*	L, 40-41
Oct. 7	South Alabama*	L, 7-55
Oct. 14	at Texas State*	L, 20-21
Oct. 21	at Georgia Southern*	L, 28-38
Oct. 28	Arkansas State*	L, 24-34
Nov. 4	at Southern Miss*	L, 7-24
Nov. 11	Troy*	L, 14-45
Nov. 18	at No. 13 Ole Miss	L, 3-35
Nov. 25	at Ragin' Cajuns*	L, 21-52

2024 (5-7, 3-5 Sun Belt / 5th West)		
Head Coach: Bryant Vincent		
Aug. 29	Jackson State	W, 30-14
Sept. 7	UAB	W, 32-6
Sept. 21	at No. 1 Texas	L, 3-51
Sept. 28	at Troy*	W, 13-9
Oct. 5	James Madison*	W, 21-19
Oct. 12	Southern Miss*	W, 38-21
Oct. 26	at South Alabama*	L, 17-46
Nov. 2	at Marshall*	L, 23-28
Nov. 9	Texas State*	L, 17-38
Nov. 16	at Auburn	L, 14-48
Nov. 23	at Arkansas State*	L, 21-28
Nov. 30	Ragin' Cajuns*	L, 23-37

## SERIES HISTORY

OPPONENT	G	W-L-T	FIRST GAME	LAST GAME
<b>Alabama</b>	<b>4</b>	<b>1-3-0</b>	<b>2006</b>	<b>2022</b>
Alabama A&M	1	1-0-0	2008	2008
Alcorn State	2	2-0-0	1992	2006
Appalachian State	8	1-7-0	2014	2023
Arizona	1	0-1-0	1998	1998
Arizona State	1	0-1-0	2009	2009
Arkansas	9	1-8-0	1996	2012
Arkansas A&M	2	1-1-0	1952	1953
<b>Arkansas State</b>	<b>47</b>	<b>14-33-0</b>	<b>1959</b>	<b>2024</b>
Army	3	1-2-0	2020	2023
Auburn	12	0-12-0	1994	2024
Baylor	2	0-2-0	2012	2013
BYU	1	0-1-0	1994	1994
Cal State Fullerton	2	1-1-0	1977	1979
Central Florida	7	3-4-0	1984	2001
Chattanooga	4	1-3-0	1963	1971
Cincinnati	5	0-5-0	1974	2001
Clemson	1	0-1-0	2007	2007
<b>Coastal Carolina</b>	<b>5</b>	<b>3-2-0</b>	<b>2017</b>	<b>2022</b>
Colorado	2	0-2-0	1994	1995
Dayton	1	0-1-0	1976	1976
Delaware	1	0-1-0	1992	1992
Delta State	20	12-8-0	1951	1992
Drake	2	1-1-0	1972	1975
East Carolina	2	1-1-0	1965	1966
Eastern Kentucky	3	2-1-0	1987	1993
Eastern Michigan	5	2-2-1	1967	1975
Eastern Washington	2	2-0-0	1992	1993
FIU	9	6-3-0	2004	2012
Florida	2	0-2-0	1998	2001
Florida Atlantic	9	7-2-0	2004	2012
Florida State	3	0-3-0	2011	2019
Fresno State	1	0-1-0	1995	1995
Georgia	4	0-4-0	1994	2015
Georgia Southern	11	3-8-0	1987	2023
Georgia State	8	4-4-0	2013	2022
Grambling State	4	4-0-0	2007	2019
Hawaii	2	1-1-0	1997	2015
Henderson State	1	1-0-0	1967	1967
Howard Payne	1	0-1-0	1971	1971
Idaho	9	3-6-0	1993	2017
Indiana State	4	2-2-0	1978	1983
Iowa	1	0-1-0	2011	2011
Iowa State	2	0-2-0	1980	2019
Jackson State	2	2-0-0	2021	2024
Jacksonville State	6	3-3-0	1959	1996
James Madison	1	1-0-0	2024	2024
Kansas	1	0-1-0	2006	2006
Kansas State	2	0-2-0	1998	2002
Kent State	1	0-1-0	1975	1975
Kentucky	5	1-4-0	1994	2014
Lamar	17	10-6-1	1961	2023
Liberty	2	1-1-0	2020	2021
Louisiana College	10	6-3-1	1951	1966
Louisiana Tech	43	13-30-0	1953	2000
Louisville	4	2-2-0	1975	1985
LSU	3	0-3-0	2003	2014
Marine Corps	2	2-0-0	1971	1972
Marshall	2	1-1-0	1987	2024
McMurry	1	1-0-0	1963	1963
McNeese State	43	9-33-1	1951	2002
Memphis	4	1-3-0	1979	2019
Mexico Poly	1	1-0-0	1961	1961
Middle Tennessee	13	4-9-0	1999	2012
Minnesota	3	0-3-0	1996	2000
Mississippi College	3	3-0-0	1980	1991

OPPONENT	G	W-L-T	FIRST GAME	LAST GAME
Mississippi State	6	1-4-1	1972	1997
Missouri	1	0-1-0	1995	1995
Nevada	3	0-3-0	1990	1995
New Mexico	1	0-1-0	2016	2016
New Mexico State	5	2-3-0	2001	2015
Nicholls	27	24-3-0	1972	2022
North Dakota	1	1-0-0	1974	1974
Northern Illinois	1	1-0-0	1978	1978
Northern Iowa	1	1-0-0	1987	1987
North Texas	29	16-13-0	1978	2012
Northwestern State	48	19-28-1	1952	2005
Ohio	1	0-1-0	2012	2012
Oklahoma	2	0-2-0	2013	2016
Oklahoma State	1	0-1-0	1997	1997
Ole Miss	5	0-5-0	2002	2023
Ouachita Baptist	1	1-0-0	1951	1951
Pacific	2	0-1-1	1975	1977
Pensacola Navy	3	2-1-0	1968	1970
Portland State	1	1-0-0	1998	1998
Quantico Marines	3	1-2-0	1968	1970
<b>Ragin' Cajuns</b>	<b>59</b>	<b>26-33-0^</b>	<b>1951</b>	<b>2024</b>
Richmond	2	1-1-0	1972	1973
Samford	2	0-2-0	1963	1964
Sam Houston State	8	6-2-0	1988	2001
<b>South Alabama</b>	<b>11</b>	<b>5-6-0</b>	<b>2012</b>	<b>2024</b>
Southeastern Louisiana	37	12-25-0	1951	2018
Southeastern Oklahoma	1	1-0-0	1951	1951
Southeast Missouri	2	2-0-0	1965	1966
Southern	1	1-0-0	2016	2016
<b>Southern Miss</b>	<b>9</b>	<b>3-6-0</b>	<b>1982</b>	<b>2024</b>
Southern State College (Ark.)	2	2-0-0	1956	1958
Stephen F. Austin	15	10-5-0	1955	2003
Stetson	1	0-1-0	1952	1952
Tampa	2	1-1-0	1964	1966
TCU	1	0-1-0	2011	2011
Tennessee	1	0-1-0	2000	2000
Tennessee Tech	1	0-1-0	1953	1953
Texas	3	0-3-0	2009	2024
Texas A&M	5	0-5-0	1985	2023
Texas A&M-Commerce	4	2-2-0	1959	1962
Texas A&M-Kingsville	1	0-1-0	1954	1954
Texas Southern	1	1-0-0	2009	2009
<b>Texas State</b>	<b>21</b>	<b>13-8-0</b>	<b>1986</b>	<b>2024</b>
<b>Troy</b>	<b>22</b>	<b>9-12-1</b>	<b>1970</b>	<b>2024</b>
Tulane	4	1-3-0	2002	2013
Tulsa	4	1-3-0	1977	2015
UAB	3	2-1-0	1998	2024
UCLA	1	0-1-0	1996	1996
UNLV	1	0-1-0	1973	1973
Utah	1	0-1-0	1999	1999
Utah State	3	2-1-0	2002	2004
UT Arlington	11	5-6-0	1959	1985
<b>UTEP</b>	<b>1</b>	<b>0-1-0</b>	<b>2020</b>	<b>2020</b>
Wake Forest	2	2-0-0	2013	2014
Weber State	1	1-0-0	1994	1994
West Alabama	6	5-1-0	1951	1956
Western Kentucky	9	4-5-0	1952	2013
Western Michigan	2	0-2-0	1997	1998
West Texas A&M	2	0-2-0	1975	1976
Wofford	1	0-1-0	2000	2000
Wyoming	4	0-4-0	1994	2005

74 seasons / 127 different opponents.

**Bold denotes 2025 opponent.**

^ 2011 game result vacated by ULL.

## SERIES SCORES

### Alabama (1-3) H: 0-0; A: 1-3; N: 0-0

2006	Sept. 16	L, 7-41	A
2007	Nov. 17	W, 21-14	A
2015	Sept. 26	L, 0-34	A
2022	Sept. 17	L, 7-63	A

### Alabama A&M (1-0) H: 1-0; A: 0-0; N: 0-1

2008	Sept. 12	W, 37-15	H
------	----------	----------	---

### Alcorn State (2-0) H: 2-0; A: 0-0; N: 0-0

1992	Nov. 21	W, 78-27	H+
2006	Aug. 31	W, 24-6	H

+ NCAA I-AA Playoffs

### Appalachian State (1-7) H: 1-3; A: 0-4; N: 0-0

2014*	Nov. 8	L, 29-31	A
2015*	Oct. 17	L, 14-59	H
2016*	Nov. 19	L, 17-42	A
2017*	Nov. 4	W, 52-45	H
2019*	Oct. 19	L, 7-52	A
2020*	Oct. 31	L, 13-31	H
2021*	Oct. 30	L, 28-59	A
2023*	Sept. 30	L, 40-41	H

### Arizona (0-1) H: 0-0; A: 0-1; N: 0-0

1998	Oct. 24	L, 7-45	A
------	---------	---------	---

### Arizona State (0-1) H: 0-0; A: 0-1; N: 0-0

2009	Sept. 19	L, 14-38	A
------	----------	----------	---

### Arkansas (1-8) H: 0-0; A: 0-4; N: 1-4

1996	Sept. 28	L, 21-38	A
1999	Sept. 18	L, 6-44	A
2000	Oct. 7	L, 6-52	A
2004	Sept. 18	L, 20-49	A
2005	Oct. 8	L, 15-44	N1
2006	Oct. 28	L, 10-44	N1
2008	Sept. 6	L, 27-28	N1
2010	Sept. 11	L, 7-31	N1
2012	Sept. 8	W, 34-31 (OT)	N1

N1 Little Rock, Ark.

### Arkansas A&M (1-1) H: 0-1; A: 1-0; N: 0-0

1952		W, 36-20	A
1953		L, 7-21	H

### Arkansas State (14-33) H: 9-13; A: 5-19; N: 0-1

1959	Sept. 19	L, 0-15	A
1960	Sept. 17	W, 13-6	H
1971	Sept. 25	L, 6-20	A
1972	Nov. 4	L, 13-14	H
1974	Nov. 2	L, 14-17	A
1976	Sept. 4	L, 13-31	A
1977	Oct. 29	L, 20-31	H
1978	Sept. 16	W, 21-13	H
1979	Sept. 15	W, 18-17	H
1980	Sept. 20	W, 35-12	A
1981	Sept. 12	L, 13-35	H
1982*	Oct. 16	W, 31-21	A
1983*	Sept. 24	W, 45-7	H
1984*	Nov. 10	L, 14-38	A
1985*	Nov. 23	L, 23-31	H
1986*	Nov. 15	L, 21-26	A
1987	Nov. 21	W, 31-21	H
1988	Sept. 24	W, 16-13	A
1989	Oct. 28	W, 13-7	H
1990	Sept. 8	L, 18-23	A

1993	Oct. 30	W, 42-10	A
1997	Sept. 6	L, 16-28	A
1998	Nov. 14	L, 13-17	A
2001*	Nov. 17	W, 16-7	A
2002*	Sept. 21	L, 21-33	H
2003*	Oct. 4	L, 41-44	N1
2004*	Sept. 25	L, 21-28	H
2005*	Oct. 1	W, 31-27	H
2006*	Oct. 7	L, 6-10	A
2007*	Oct. 6	W, 30-13	H
2008*	Oct. 11	L, 29-37	A
2009*	Oct. 13	W, 16-10	H
2010*	Sept. 18	L, 20-34	A
2011*	Oct. 8	L, 19-24	H
2012*	Nov. 8	L, 23-45	A
2013*	Nov. 9	L, 14-42	H
2014*	Oct. 4	L, 14-28	A
2015*	Nov. 14	L, 21-59	H
2016*	Oct. 29	L, 10-51	A
2017*	Nov. 25	L, 50-67	H
2018*	Nov. 17	L, 17-31	A
2019*	Nov. 2	L, 41-48	H
2020*	Dec. 5	L, 15-48	A
2021*	Nov. 13	L, 24-27	H
2022*	Oct. 1	L, 28-45	A
2023*	Oct. 28	L, 24-34	H
2024*	Nov. 23	L, 21-28	A

N1 Little Rock, Ark.

### Army (1-2) H: 1-0; A: 0-2; N: 0-0

2020	Sept. 12	L, 7-37	A
2022	Oct. 22	L, 24-48	A
2023	Sept. 2	W, 17-13	H

### Auburn (0-12) H: 0-0; A: 0-12; N: 0-0

1994	Sept. 10	L, 12-44	A
1995	Nov. 4	L, 14-38	A
1996	Oct. 26	L, 24-28	A
2002	Nov. 9	L, 14-52	A
2003	Nov. 1	L, 7-73	A
2004	Sept. 4	L, 0-31	A
2008	Aug. 30	L, 0-34	A
2010	Oct. 2	L, 3-52	A
2012	Sept. 15	L, 28-31 (OT)	A
2016	Oct. 1	L, 7-58	A
2017	Nov. 18	L, 14-42	A
2024	Nov. 16	L, 14-48	A

### Baylor (0-2) H: 0-1; A: 0-1; N: 0-0

2012	Sept. 21	L, 42-47	H
2013	Sept. 21	L, 7-70	A

### BYU (0-1) H: 0-0; A: 0-1; N: 0-0

1994	Oct. 29	L, 10-24	A
------	---------	----------	---

### Cal State Fullerton (1-1) H: 1-1; A: 0-0; N: 0-0

1977	Oct. 8	L, 10-31	H
1979	Oct. 20	W, 28-17	H

### Central Florida (3-4) H: 2-3; A: 1-1; N: 0-0

1984	Sept. 8	W, 49-21	H
1994	Oct. 15	L, 16-33	H
1995	Oct. 28	L, 14-34	H
1996	Oct. 12	W, 39-38	A
1997	Nov. 1	W, 45-41	H
2000	Oct. 21	L, 0-55	H
2001	Oct. 20	L, 6-38	A

### Chattanooga (1-3) H: 0-1; A: 1-2; N: 0-0

1963	Sept. 21	L, 0-9	A
1967	Oct. 7	L, 14-21	A

1969	Oct. 11	L, 7-12	H
1971	Oct. 9	W, 27-21	A

### Cincinnati (0-5) H: 0-0; A: 0-5; N: 0-0

1974	Nov. 30	L, 7-20	A
1977	Sept. 24	L, 0-63	A
1978	Nov. 4	L, 7-20	A
1996	Nov. 9	L, 13-35	A
2001	Dec. 1	L, 10-42	A

### Clemson (0-1) H: 0-0; A: 0-1; N: 0-0

2007	Sept. 8	L, 26-49	A
------	---------	----------	---

### Coastal Carolina (3-2) H: 2-1; A: 1-1; N: 0-0

2017*	Sept. 30	W, 51-43	H
2018*	Oct. 13	W, 45-20	A
2019*	Nov. 23	W, 45-42	H
2021*	Oct. 2	L, 6-59	A
2022*	Oct. 8	L, 21-28	H

### Colorado (0-2) H: 0-0; A: 0-2; N: 0-0

1994	Sept. 3	L, 13-48	A
1995	Sept. 16	L, 14-66	A

### Dayton (0-1) H: 0-1; A: 0-0; N: 0-0

1976	Nov. 4	L, 13-37	H
------	--------	----------	---

### Delaware (0-1) H: 0-1; A: 0-0; N: 0-0

1992	Nov. 28	L, 18-41	H+
------	---------	----------	----

+ NCAA I-AA Playoffs

### Delta State (12-8) H: 8-3; A: 3-5; N: 1-0

1951		W, 32-20	N1
1952		W, 33-6	H
1954		L, 12-30	A
1955		W, 7-0	H
1956		W, 20-12	A
1957	Sept. 28	W, 33-0	H
1958	Sept. 27	W, 23-0	A
1959	Sept. 26	L, 13-14	H
1960	Nov. 5	L, 0-27	A
1961	Nov. 4	L, 0-9	H
1962	Nov. 10	L, 0-12	H
1963	Nov. 16	W, 29-7	H
1964	Sept. 19	L, 6-7	A
1965	Sept. 25	L, 0-23	H
1966	Nov. 12	W, 14-10	A
1967	Nov. 11	W, 38-17	H
1968	Nov. 16	L, 3-10	A
1969	Nov. 15	W, 31-7	H
1985	Sept. 14	W, 27-7	H
1992	Oct. 3	W, 52-13	H

N1 Clarksdale, Miss.

### Drake (1-1) H: 1-0; A: 0-1; N: 0-0

1972	Nov. 11	L, 7-35	A
1975	Sept. 27	W, 38-25	H

### East Carolina (1-1) H: 0-1; A: 1-0; N: 0-0

1965	Oct. 30	L, 0-45	H
1966	Sept. 24	W, 21-14	A

### Eastern Kentucky (2-1) H: 2-0; A: 0-1; N: 0-0

1987	Dec. 5	W, 33-32	H+
1992	Sept. 19	L, 21-26	A
1993	Sept. 11	W, 40-14	H

+ NCAA I-AA Playoffs

### Eastern Michigan (2-2-1) H: 1-1-1; A: 1-1; N: 0-0

1967	Nov. 4	W, 12-10	H
1970	Oct. 24	L, 0-20	A
1971	Nov. 6	T, 10-10	H
1974	Sept. 21	W, 17-14	A
1975	Sept. 20	L, 24-27	H

### Eastern Washington (2-0) H: 1-0; A: 1-0; N: 0-0

1992	Oct. 31	W, 41-31	H
1993	Sept. 4	W, 34-13	A

### FIU (6-3) H: 3-2; A: 3-1; N: 0-0

2004	Oct. 16	W, 28-20	H
2005*	Nov. 5	L, 29-31	H
2006*	Nov. 11	W, 35-0	A
2007*	Oct. 20	W, 28-14	H
2008*	Nov. 22	W, 31-27	A
2009*	Oct. 3	W, 48-35	H
2010*	Nov. 6	L, 35-42 (20T)	A
2011*	Nov. 19	L, 17-28	H
2012*	Nov. 24	W, 23-17 (OT)	A

### Florida (0-2) H: 0-0; A: 0-2; N: 0-0

1998	Sept. 12	L, 10-42	A
2001	Sept. 8	L, 6-55	A

### Florida Atlantic (7-2) H: 2-2; A: 5-0; N: 0-0

2004*	Oct. 23	W, 17-13	A
2005*	Sept. 22	W, 28-21	A
2006*	Sept. 30	L, 19-21	H
2007*	Oct. 27	W, 33-30 (30T)	A
2008*	Oct. 25	L, 28-29	H
2009*	Sept. 26	W, 27-25	A
2010*	Oct. 9	W, 20-17	H
2011*	Dec. 3	W, 26-0	A
2012*	Oct. 13	W, 35-14	H

### Florida State (0-3) H: 0-0; A: 0-3; N: 0-0

2011	Sept. 3	L, 0-34	A
2017	Dec. 2	L, 10-42	A
2019	Sept. 7	L, 44-45 (OT)	A

### Fresno State (0-1) H: 0-0; A: 0-1; N: 0-0

1995	Sept. 2	L, 17-31	A
------	---------	----------	---

### Georgia (0-4) H: 0-0; A: 0-4; N: 0-0

1994	Sept. 17	L, 6-70	A
1997	Sept. 20	L, 3-42	A
2005	Sept. 17	L, 7-44	A
2015	Sept. 5	L, 14-51	A

### Georgia Southern (3-8) H: 3-2; A: 0-6; N: 0-0

1987	Oct. 17	W, 26-17	H
1988	Oct. 15	L, 11-43	A
1990	Sept. 29	L, 14-33	A
1991	Sept. 14	W, 21-13	H
2014*	Nov. 29	L, 16-22	A
2015*	Oct. 3	L, 31-51	H
2016*	Sept. 17	L, 21-23	A
2018*	Nov. 3	W, 44-25	H
2019*	Nov. 16	L, 29-51	A
2020*	Oct. 3	L, 30-35	H
2023*	Oct. 21	L, 28-38	A

### Georgia State (4-4) H: 2-2; A: 2-2; N: 0-0

2018*	Sept. 29	L, 14-46	A
2019*	Nov. 9	W, 45-31	H
2020*	Nov. 7	L, 34-52	A
2021*	Oct. 9	L, 21-55	H
2022*	Nov. 12	W, 31-28	A

## Grambling State (4-0) H: 4-0; A: 0-0; N: 0-0

2007	Nov. 10	W, 28-14	H
2011	Sept. 10	W, 35-7	H
2013	Sept. 7	W, 48-10	H
2019	Aug. 31	W, 31-9	H

## Hawaii (1-1) H: 0-0; A: 1-1; N: 0-0

1997	Nov. 22	W, 23-20 (OT)	A
2015	Nov. 28	L, 26-28	A

## Henderson State (1-0) H: 1-0; A: 0-0; N: 0-0

1967	Sept. 16	W, 33-0	H
------	----------	---------	---

## Howard Payne (0-1) H: 0-1; A: 0-0; N: 0-0

1971	Sept. 18	L, 7-24	H
------	----------	---------	---

## Idaho (3-6) H: 2-3; A: 1-3; N: 0-0

1993	Nov. 20	L, 31-34	H+
2001*	Nov. 3	L, 38-42	A
2002*	Oct. 12	W, 34-14	H
2003*	Nov. 15	L, 20-58	H
2004*	Oct. 9	W, 16-14	A
2014*	Sept. 6	W, 38-31	H
2015*	Oct. 24	L, 13-27	A
2016*	Oct. 8	L, 31-34	H
2017*	Oct. 28	L, 23-31	A

+ NCAA I-AA Playoffs

## Indiana State (2-2) H: 2-0; A: 0-2; N: 0-0

1978	Oct. 28	W, 14-0	H
1979	Nov. 10	L, 21-38	A
1981	Sept. 5	W, 38-8	H
1983	Sept. 3	L, 9-10	A

## Iowa (0-1) H: 0-0; A: 0-1; N: 0-0

2011	Sept. 24	L, 17-45	A
------	----------	----------	---

## Iowa State (0-2) H: 0-0; A: 0-2; N: 0-0

1980	Sept. 13	L, 7-42	A
2019	Sept. 21	L, 20-72	A

## Jackson State (2-0) H: 2-0; A: 0-0; N: 0-0

2021	Sept. 18	W, 12-7	H
2024	Aug. 29	W, 30-14	H

## Jacksonville State (3-3) H: 3-1; A: 0-2; N: 0-0

1959	Nov. 14	L, 12-27	A
1960	Nov. 12	W, 35-0	H
1973	Nov. 3	L, 24-66	A
1974	Nov. 9	W, 20-16	H
1994	Oct. 22	L, 28-32	H
1996	Nov. 2	W, 31-28 (2OT)	H

## James Madison (1-0) H: 1-0; A: 0-0; N: 0-0

2024*	Oct. 5	W, 21-19	H
-------	--------	----------	---

## Kansas (0-1) H: 0-0; A: 0-1; N: 0-0

2006	Sept. 9	L, 19-21	A
------	---------	----------	---

## Kansas State (0-2) H: 0-0; A: 0-2; N: 0-0

1998	Sept. 26	L, 7-62	A
2002	Sept. 7	L, 0-68	A

## Kent State (0-1) H: 0-1; A: 0-0; N: 0-0

1975	Sept. 13	L, 29-31	H
------	----------	----------	---

## Kentucky (1-5) H: 0-0; A: 1-5; N: 0-0

1994	Nov. 5	W, 21-14	A
1997	Oct. 18	L, 14-49	A
2006	Nov. 18	L, 40-42	A
2009	Oct. 24	L, 13-36	A
2014	Oct. 11	L, 14-48	A
2021	Sept. 4	L, 10-45	A

## Lamar (10-6-1) H: 6-3; A: 4-3-1; N: 0-0

1961	Sept. 23	L, 34-38	A
1962	Sept. 22	L, 0-14	H
1975	Oct. 11	W, 34-7	H
1976	Sept. 18	W, 16-6	H
1977	Sept. 10	L, 7-21	A
1978	Oct. 7	T, 17-17	A
1979	Nov. 3	L, 7-21	H
1980	Oct. 18	W, 28-6	A
1981	Oct. 10	L, 13-17	H
1982*	Oct. 30	W, 14-0	A
1983*	Oct. 1	W, 17-0	A
1984*	Sept. 29	W, 34-14	H
1985*	Oct. 12	W, 37-14	A
1986*	Oct. 11	W, 22-21	H
1987	Oct. 10	L, 28-48	A
1988	Oct. 29	W, 24-3	H
2023	Sept. 9	W, 24-14	H

## Liberty (1-1) H: 1-0; A: 0-1; N: 0-0

2020	Oct. 10	L, 7-40	A
2021	Oct. 16	W, 31-28	H

## Louisiana College (6-3-1) H: 4-1; A: 2-2-1; N: 0-0

1951		W, 45-21	H
1952		W, 39-18	A
1953*		L, 19-21	H
1954*		T, 19-19	A
1955*		W, 14-7	H
1956*		W, 34-32	A
1957*	Nov. 17	W, 20-19	H
1958	Nov. 15	L, 12-21	A
1965	Oct. 9	L, 12-13	A
1966	Oct. 8	W, 41-0	H

## Louisiana Tech (13-30) H: 8-13; A: 5-17; N: 0-0

1953*		L, 6-61	A
1954*		L, 6-51	H
1955*		L, 14-34	A
1956*		W, 7-0	H
1957*	Nov. 23	L, 6-15	A
1958*	Nov. 22	L, 21-46	H
1959*	Nov. 21	L, 0-27	A
1960*	Nov. 19	L, 15-20	H
1961*	Nov. 18	L, 7-27	A
1962*	Nov. 3	W, 13-6	H
1963*	Nov. 23	L, 7-28	A
1964*	Nov. 21	L, 0-23	H
1965*	Nov. 20	L, 7-54	A
1966*	Nov. 19	W, 14-6	H
1967*	Nov. 18	W, 21-14	A
1968*	Nov. 23	L, 10-25	H
1969*	Nov. 22	L, 6-34	A
1970*	Nov. 7	W, 28-21	H
1971	Nov. 20	L, 0-23	A

1972	Nov. 18	L, 6-10	H
1973	Nov. 17	L, 0-40	A
1974	Nov. 23	L, 10-26	H
1975	Nov. 8	L, 23-41	A
1976	Nov. 20	L, 35-55	H
1977	Nov. 26	L, 0-20	A
1978	Nov. 18	W, 18-0	H
1979	Nov. 17	L, 10-13	A
1980	Nov. 22	W, 19-14	H
1981	Oct. 30	W, 35-0	A
1982*	Oct. 9	L, 10-17	H
1983*	Oct. 29	W, 17-0	A
1984*	Oct. 27	W, 12-10	H
1985*	Nov. 9	W, 13-9	A
1986*	Nov. 1	W, 20-6	H
1987*	Sept. 12	W, 44-7	A
1988	Nov. 12	L, 0-23	H
1989	Nov. 4	L, 6-24^	A
1990	Nov. 3	L, 7-31	H
1991	Nov. 2	L, 10-35	A
1997	Sept. 13	L, 16-17	A
1998	Oct. 10	L, 14-44	H
1999	Nov. 6	L, 17-58	A
2000	Nov. 11	L, 19-42	H

^ Game later forfeited by Louisiana Tech

## Louisville (2-2) H: 1-0; A: 1-2; N: 0-0

1975	Nov. 15	W, 14-10	H
1976	Oct. 16	L, 8-36	A
1981	Nov. 7	W, 40-7	A
1985	Nov. 11	L, 0-39	A

## LSU (0-4) H: 0-0; A: 0-4; N: 0-0

2003	Aug. 30	L, 7-49	A
2010	Nov. 13	L, 0-51	A
2014	Sept. 13	L, 0-31	A
2021	Nov. 20	L, 14-27	A

## Marine Corps (2-0) H: 2-0; A: 0-0; N: 0-0

1971	Sept. 11	W, 19-13	H
1972	Sept. 9	W, 10-6	H

## Marshall (1-1) H: 0-0; A: 0-1; N: 1-0

1987	Dec. 19	W, 43-42	N1
2024*	Nov. 2	L, 23-28	A

N1 NCAA I-AA National Championship Game (Pocatello, Idaho)

## McMurry (1-0) H: 1-0; A: 0-0; N: 0-0

1963	Sept. 28	W, 8-7	H
------	----------	--------	---

## McNeese State (9-33-1) H: 5-17-1; A: 4-16; N: 0-0

1951		L, 13-25	H
1952		L, 7-41	A
1953*		L, 6-38	H
1954*		L, 6-27	A
1955*		L, 0-35	H
1956*		L, 0-12^	A
1957*	Oct. 19	L, 6-26	H
1958*	Oct. 18	W, 29-14	A
1959*	Oct. 17	L, 6-21	H
1960*	Oct. 15	L, 8-14	A
1961*	Oct. 14	L, 0-7	H
1962*	Oct. 13	L, 8-13	A
1963*	Oct. 19	L, 8-20	H
1964*	Oct. 17	L, 6-21	A
1965*	Oct. 16	L, 6-14	H
1966*	Oct. 15	L, 17-18	A
1967*	Oct. 14	L, 7-8	H
1968*	Oct. 19	W, 21-14	A
1969*	Oct. 18	L, 27-41	H
1970*	Oct. 3	L, 13-17	A

1971	Oct. 16	L, 21-31	H
1972	Oct. 14	L, 14-31	A
1973	Oct. 13	L, 6-16	H
1974	Sept. 28	L, 14-20	A
1975	Oct. 18	L, 14-15	A
1976	Oct. 9	L, 35-36	H
1977	Oct. 15	L, 7-29	H
1978	Oct. 14	L, 10-31	A
1979	Sept. 22	L, 10-12	A
1980	Oct. 11	L, 28-48	H
1981	Oct. 17	L, 25-41	A
1982*	Oct. 2	W, 35-21	H
1983*	Oct. 22	W, 37-6	H
1984*	Oct. 20	W, 19-3	A
1985*	Nov. 2	L, 0-10	H
1986*	Oct. 18	W, 37-17	A
1987*	Oct. 31	W, 37-10	H
1988*	Sept. 10	L, 0-23	A
1989*	Sept. 16	W, 17-14	H
1990*	Oct. 6	L, 14-19	A
1991*	Oct. 12	T, 10-10	H
1992*	Oct. 10	W, 52-35	A
1993*	Oct. 9	L, 26-34	H
2002	Sept. 14	L, 19-24	H

^ Game later forfeited by McNeese (ineligible player)

## Memphis (1-3) H: 0-1; A: 1-2; N: 0-0

1979	Oct. 13	W, 21-20	A
2000	Sept. 9	L, 0-28	A
2017	Aug. 31	L, 29-37	A
2019	Oct. 5	L, 33-52	H

## Mexico Poly (1-0) H: 1-0; A: 0-0; N: 0-0

1961	Sept. 16	W, 28-0	H
------	----------	---------	---

## Middle Tennessee (4-9) H: 2-4; A: 2-5; N: 0-0

1999	Oct. 30	W, 10-0	H
2000	Oct. 14	L, 0-28	A
2001*	Sept. 22	L, 20-38	H
2002*	Nov. 16	L, 28-44	A
2004*	Nov. 13	L, 24-37	A
2005*	Nov. 12	W, 34-31	A
2006*	Oct. 21	L, 21-35	H
2007*	Nov. 3	L, 40-43	H
2008*	Nov. 8	L, 21-24	A
2009*	Nov. 28	L, 19-38	H
2010*	Oct. 23	L, 10-38	A
2011*	Nov. 12	W, 42-14	H
2012*	Oct. 6	W, 31-17	A

## Minnesota (0-3) H: 0-1; A: 0-2; N: 0-0

1996	Sept. 7	L, 3-30	H
1999	Sept. 11	L, 0-35	A
2000	Sept. 2	L, 10-47	A

## Mississippi College (3-0) H: 3-0; A: 0-0; N: 0-0

1980	Nov. 8	W, 40-22	H
1990	Sept. 15	W, 17-7	H
1991	Sept. 28	W, 17-7	H

## Mississippi State (1-4-1) H: 0-0; A: 1-4-1; N: 0-0

1972	Sept. 16	L, 7-42	A
1973	Sept. 15	T, 21-21	A
1989	Oct. 7	L, 14-28	A
1995	Sept. 30	W, 34-32	A
1996	Oct. 19	L, 0-59	A
1997	Oct. 11	L, 10-24	A

## Missouri (0-1) H: 0-0; A: 0-1; N: 0-0

1995	Sept. 23	L, 22-31	A
------	----------	----------	---

## Nevada (0-3)

**H: 0-0; A: 0-3; N: 0-0**

1990	Nov. 24	L, 14-27	A+
1994	Sept. 24	L, 22-34	A
1995	Oct. 14	L, 35-59	A

+ NCAA I-AA Playoffs

## New Mexico (0-1)

**H: 0-0; A: 0-1; N: 0-0**

2016	Oct. 22	L, 17-59	A
------	---------	----------	---

## New Mexico State (2-3)

**H: 1-2; A: 1-1; N: 0-0**

2001*	Sept. 29	L, 0-31	H
2002*	Oct. 19	L, 21-34	A
2003*	Oct. 25	L, 14-21	H
2014*	Nov. 22	W, 30-17	A
2015*	Dec. 5	W, 42-35	H

## Nicholls (24-3)

**H: 15-2; A: 9-1; N: 0-0**

1972	Oct. 7	W, 27-7	A
1973	Nov. 10	W, 37-0	H
1977	Nov. 5	W, 19-2	H
1978	Sept. 9	W, 3-0	A
1979	Oct. 6	L, 16-23	H
1980	Nov. 1	W, 29-28	A
1981	Oct. 31	W, 55-18	H
1982	Sept. 11	W, 29-14	A
1983	Oct. 8	W, 47-27	H
1984	Sept. 1	W, 13-6	A
1985	Sept. 28	W, 17-15	H
1986	Sept. 27	L, 13-17	A
1987	Sept. 26	W, 26-14	H
1988	Sept. 3	W, 22-6	A
1989	Sept. 9	W, 29-13	H
1990*	Oct. 20	W, 27-20	A
1991*	Sept. 7	L, 10-15	H
1992*	Sept. 5	W, 38-10	A
1993*	Sept. 25	W, 51-30	A
1995	Sept. 9	W, 34-21	H
1996	Aug. 29	W, 14-12	H
1997	Aug. 30	W, 28-0	H
1998	Sept. 5	W, 44-14	H
1999	Sept. 4	W, 27-10	H
2000	Sept. 16	W, 27-21	H
2015	Sept. 12	W, 47-0	H
2022	Sept. 10	W, 35-7	H

## North Dakota (1-0)

**H: 1-0; A: 0-0; N: 0-0**

1974	Nov. 16	W, 39-15	H
------	---------	----------	---

## Northern Illinois (1-0)

**H: 1-0; A: 0-0; N: 0-0**

1978	Sept. 23	W, 27-10	H
------	----------	----------	---

## Northern Iowa (1-0)

**H: 1-0; A: 0-0; N: 0-0**

1987	Dec. 12	W, 44-41 (20T)	H+
------	---------	----------------	----

+ NCAA I-AA Playoffs

## North Texas (16-13)

**H: 11-4; A: 5-9; N: 0-0**

1978	Nov. 11	L, 6-26	A
1980	Nov. 15	L, 18-26	A
1981	Nov. 14	L, 14-17	H
1982	Sept. 18	W, 38-15	A
1983*	Nov. 5	L, 7-27	H
1984*	Nov. 3	L, 3-10	A
1985*	Nov. 16	W, 18-17	H
1986*	Nov. 8	L, 20-28	A
1987*	Nov. 14	W, 24-23	H
1987	Nov. 28	W, 30-9	H+
1988*	Oct. 8	L, 23-26	A
1989*	Nov. 18	L, 25-28	H
1990*	Nov. 17	W, 16-15	A
1991*	Nov. 23	W, 44-21	H

1992*	Nov. 14	W, 47-25	A
1993*	Nov. 13	W, 61-31	H
1994	Nov. 12	W, 38-20	H
2001*	Oct. 6	W, 19-17	H
2002*	Nov. 2	L, 2-41	A
2003*	Nov. 8	L, 26-28	H
2004*	Oct. 30	L, 30-45	A
2005*	Nov. 19	W, 24-19	A
2006*	Nov. 25	W, 23-3	H
2007*	Oct. 13	L, 21-31	A
2008*	Oct. 18	W, 35-23	H
2009*	Nov. 7	W, 33-6	A
2010*	Nov. 20	W, 49-37	H
2011*	Oct. 22	L, 21-38	A
2012*	Nov. 17	W, 42-16	H

+ NCAA I-AA Playoffs

## Northwestern State (19-28-1)

**H: 12-14; A: 6-13; N: 1-1-1**

1952		W, 20-14	H
1953*		L, 0-7	A
1954*		L, 6-51	H
1955*		L, 7-28	A
1956*		L, 7-24	H
1957*	Nov. 2	L, 20-26	A
1958*	Nov. 1	L, 6-42	H
1959*	Nov. 7	L, 19-24	A
1960*	Oct. 8	W, 7-6	H
1961*	Oct. 7	L, 7-28	A
1962*	Oct. 6	L, 17-18	H
1963*	Oct. 5	L, 19-27	A
1964*	Oct. 3	L, 6-27	H
1965*	Oct. 2	L, 12-17	A
1966*	Oct. 1	L, 14-23	H
1967*	Sept. 30	L, 14-21	A
1968*	Oct. 5	L, 3-7	H
1969*	Oct. 4	L, 10-28	A
1970*	Sept. 19	W, 21-17	H
1971	Oct. 2	W, 15-14	A
1972	Sept. 30	L, 7-17	H
1973	Sept. 29	W, 16-13	A
1974	Oct. 5	W, 14-8	H
1975	Oct. 4	W, 34-20	N1
1976	Oct. 30	L, 9-21	H
1977	Oct. 1	L, 0-13	A
1978	Sept. 30	W, 46-0	H
1979	Sept. 29	L, 14-20	A
1980	Oct. 4	W, 38-14	H
1981	Nov. 21	L, 9-41	A
1982	Nov. 13	W, 28-27	H
1983	Nov. 12	L, 9-13	A
1984	Sept. 22	L, 10-27	H
1985	Oct. 5	W, 45-21	A
1986	Oct. 4	L, 14-17	H
1987*	Oct. 3	W, 33-31	A
1988*	Oct. 22	L, 15-27	N1
1989*	Oct. 21	T, 14-14	N1
1990*	Oct. 27	W, 14-3	H
1991*	Oct. 26	W, 24-9	A
1992*	Oct. 24	W, 28-18	A
1993*	Oct. 2	W, 26-24	H
1995	Oct. 21	L, 39-42	H
1996	Oct. 5	W, 13-10	H
1997	Oct. 4	W, 17-7	H
1999	Sept. 25	W, 38-7	H
2003	Sept. 20	L, 10-14	H
2005	Sept. 1	L, 23-27	H

N1 Shreveport, La.

## Ohio (0-1)

**H: 0-0; A: 0-0; N: 0-1**

2012	Dec. 28	L, 14-45	N1
------	---------	----------	----

N1 Independence Bowl (Shreveport, La.)

## Oklahoma (0-2)

**H: 0-0; A: 0-2; N: 0-0**

2013	Aug. 31	L, 0-34	A
2016	Sept. 10	L, 17-59	A

## Oklahoma State (0-1)

**H: 0-0; A: 0-1; N: 0-0**

1997	Sept. 27	L, 7-38	A
------	----------	---------	---

## Ole Miss (0-5)

**H: 0-0; A: 0-5; N: 0-0**

2002	Aug. 31	L, 3-31	A
2003	Sept. 13	L, 14-59	A
2008	Nov. 15	L, 0-59	A
2018	Oct. 6	L, 21-70	A
2023	Nov. 18	L, 3-35	A

## Ouachita Baptist (1-0)

**H: 1-0; A: 0-0; N: 0-0**

1951		W, 66-0	H
------	--	---------	---

## Pacific (0-1-1)

**H: 0-0-1; A: 0-1; N: 0-0**

1975	Sept. 6	T, 3-3	H
1977	Nov. 12	L, 0-31	A

## Pensacola Navy (2-1)

**H: 1-0; A: 1-1; N: 0-0**

1968	Nov. 9	W, 31-14	H
1969	Nov. 8	L, 24-28	A
1970	Sept. 12	W, 28-14	A

## Portland State (1-0)

**H: 1-0; A: 0-0; N: 0-0**

1998	Nov. 21	W, 43-27	H
------	---------	----------	---

## Quantico Marines (1-2)

**H: 0-1; A: 1-1; N: 0-0**

1968	Oct. 12	W, 13-0	A
1969	Sept. 27	L, 7-20	A
1970	Sept. 26	L, 20-21	A

## Ragin' Cajuns (26-33)

**H: 12-15; A: 13-17; N: 1-1**

1951		W, 13-7	A
1953*		W, 35-6	H
1954*		L, 7-41	A
1955*		L, 6-26	H
1956*		W, 45-19	A
1957*	Oct. 5	L, 0-6	H
1958*	Oct. 4	W, 29-8	A
1959*	Oct. 31	W, 34-20	H
1960*	Oct. 29	L, 7-8	A
1961*	Oct. 28	W, 27-20	N1
1962*	Oct. 27	L, 10-18	N1
1963*	Nov. 9	W, 7-6	H
1964*	Nov. 7	L, 7-23	A
1965*	Nov. 6	L, 10-14	A
1966*	Oct. 29	W, 10-7	H
1967*	Oct. 28	W, 17-6	A
1968*	Nov. 2	W, 20-7	H
1969*	Nov. 1	L, 7-9	A
1970*	Oct. 17	L, 7-9	H
1971	Oct. 30	L, 7-31	A
1976	Nov. 27	L, 5-7	A
1979	Sept. 1	L, 13-17	A
1980	Sept. 27	W, 24-0	A
1981	Sept. 19	W, 20-17	H
1982	Nov. 6	L, 26-40	H
1983	Sept. 10	W, 31-6	H
1984	Sept. 15	W, 7-6	A
1986	Sept. 13	L, 20-24	A
1987	Oct. 24	L, 7-17	H
1989	Sept. 30	L, 10-24	H
1991	Aug. 31	W, 21-10	A
1992	Sept. 12	L, 23-31	A
1997	Oct. 25	W, 28-21 (OT)	A
1998	Nov. 7	W, 34-24	H
1999	Oct. 23	W, 31-7	A
2000	Nov. 4	L, 18-21	H
2001*	Oct. 27	L, 12-17	A
2002*	Nov. 23	W, 34-10	H
2003*	Oct. 11	W, 45-42	A
2004*	Nov. 20	W, 13-10	H

2005*	Nov. 26	L, 21-54	H
2006*	Dec. 2	W, 39-20	A
2007*	Nov. 24	W, 17-11	A
2008*	Oct. 4	L, 35-44	H
2009*	Nov. 21	L, 17-21	A
2010*	Nov. 27	L, 22-23	H
2011*	Nov. 5	L, 35-36^	A
2012*	Nov. 3	L, 24-40	H
2013*	Nov. 30	W, 31-28	A
2014*	Nov. 15	L, 27-34	H
2015*	Oct. 31	L, 24-30	A
2016*	Dec. 3	L, 3-30	H
2017*	Sept. 23	W, 56-50 (20T)	A
2018*	Nov. 24	L, 28-31	H
2019*	Nov. 30	L, 30-31	A
2020*	Nov. 28	L, 20-70	H
2021*	Nov. 27	L, 16-21	A
2022*	Sept. 24	W, 21-17	H
2023*	Nov. 25	L, 21-52	A
2024*	Nov. 30	L, 23-37	H

N1 Shreveport, La.

^ Game result vacated by ULL (ineligible players)

## Richmond (1-1)

**H: 1-0; A: 0-1; N: 0-0**

1972	Sept. 23	L, 0-17	A
1973	Oct. 27	W, 14-8	H

## Samford (0-2)

**H: 0-1; A: 0-1; N: 0-0**

1963	Oct. 12	L, 7-13	H
1964	Oct. 10	L, 17-20	A

## Sam Houston State (6-2)

**H: 4-1; A: 2-1; N: 0-0**

1988*	Nov. 5	W, 17-3	H
1989*	Oct. 14	W, 21-13	A
1990*	Oct. 13	W, 27-10	H
1991*	Oct. 19	L, 15-27	A
1992*	Oct. 17	W, 38-10	H
1993*	Nov. 6	W, 48-10	A
1996	Sept. 21	W, 34-31	H
2001	Sept. 1	L, 9-20	H

## South Alabama (5-6)

**H: 4-1; A: 1-5; N: 0-0**

--

1970*	Oct. 10	W, 20-17	A
1971	Oct. 23	W, 3-0	H
1972	Oct. 21	W, 34-9	A
1973	Oct. 20	L, 0-17	H
1974	Oct. 26	L, 8-23	A
1975	Oct. 25	L, 19-49	H
1976	Oct. 23	L, 10-14	A
1977	Oct. 22	W, 24-19	H
1978	Oct. 21	L, 21-25	H
1979	Oct. 27	L, 0-13	A
1980	Oct. 25	L, 30-55	H
1981	Oct. 24	L, 47-50	A
1982	Oct. 23	W, 42-0	H
1983	Oct. 15	W, 16-13	A
1984	Oct. 6	W, 30-15	H
1985	Oct. 19	L, 17-19	A
2010	Sept. 25	W, 21-20	H
2018	Aug. 30	W, 34-31	H

## **Southeastern Oklahoma (1-0)** **H: 1-0; A: 0-0; N: 0-0**

1951		W, 51-0	H
------	--	---------	---

## **Southeast Missouri (2-0)** **H: 1-0; A: 1-0; N: 0-0**

1965	Sept. 18	W, 5-0	A
1966	Sept. 17	W, 20-9	H

## **Southern (1-0)** **H: 1-0; A: 0-0; N: 0-0**

2016	Sept. 3	W, 38-21	H
------	---------	----------	---

## **Southern Miss (3-6)** **H: 1-2; A: 2-4; N: 0-0**

1982	Sept. 4	L, 27-45	A
1986	Sept. 6	L, 19-28	A
1987	Nov. 7	W, 34-24	A
1993	Sept. 18	L, 37-44	A
2017	Sept. 16	L, 17-28	H
2018	Sept. 8	W, 21-20	A
2022*	Nov. 26	L, 10-20	H
2023*	Nov. 4	L, 7-24	A
2024*	Oct. 12	W, 38-21	H

## **Southern State College (Ark.) (2-0)** **H: 1-0; A: 1-0; N: 0-0**

1956		W, 33-7	H
1958	Sept. 13	W, 33-12	A

## **Stephen F. Austin (10-5)** **H: 8-2; A: 2-3; N: 0-0**

1955		L, 6-15	A
1956		W, 21-7	H
1957	Sept. 21	L, 7-10	A
1958	Sept. 20	W, 14-12	H
1967	Sept. 23	W, 10-0	A
1968	Sept. 28	W, 42-0	H
1986	Oct. 25	W, 28-7	H
1988*	Oct. 1	L, 3-20	H
1989*	Nov. 11	L, 45-66	A
1990*	Nov. 10	W, 10-3	H
1991*	Nov. 16	W, 48-20	A
1992*	Nov. 7	W, 41-22	H
1993*	Oct. 23	W, 26-10	H
1998	Sept. 19	W, 21-10	H
2003	Sept. 6	L, 21-23	H

## **Stetson (0-1)** **H: 0-1; A: 0-0; N: 0-0**

1952		L, 20-40	H
------	--	----------	---

## **Tampa (1-1)** **H: 0-1; A: 1-0; N: 0-0**

1964	Oct. 31	L, 6-7	H
1966	Nov. 5	W, 17-0	A

## **TCU (0-1)** **H: 0-0; A: 0-1; N: 0-0**

2011	Sept. 17	L, 17-38	A
------	----------	----------	---

## **Tennessee (0-1)** **H: 0-0; A: 0-1; N: 0-0**

2000	Sept. 23	L, 3-70	A
------	----------	---------	---

## **Tennessee Tech (0-1)** **H: 0-0; A: 0-1; N: 0-0**

1953		L, 20-42	A
------	--	----------	---

## **Texas (0-3)** **H: 0-0; A: 0-3; N: 0-0**

2009	Sept. 5	L, 20-59	A
2022	Sept. 3	L, 10-52	A
2024	Sept. 21	L, 3-51	A

## **Texas A&M (0-5)** **H: 0-0; A: 0-5; N: 0-0**

1985	Sept. 21	L, 17-31	A
2007	Sept. 15	L, 14-54	A
2014	Nov. 1	L, 16-21	A
2018	Sept. 15	L, 10-48	A
2023	Sept. 16	L, 3-47	A

## **Texas A&M-Commerce (2-2)** **H: 1-1; A: 1-1; N: 0-0**

1959	Oct. 3	L, 0-20	H
1960	Oct. 1	L, 6-13	A
1961	Sept. 30	W, 36-0	H
1962	Sept. 29	W, 14-12	A

## **Texas A&M-Kingsville (0-1)** **H: 0-1; A: 0-0; N: 0-0**

1954		L, 12-13	H
------	--	----------	---

## **Texas Southern (1-0)** **H: 1-0; A: 0-0; N: 0-0**

2009	Sept. 12	W, 58-0	H
------	----------	---------	---

## **Texas State (13-8)** **H: 7-4; A: 6-4; N: 0-0**

1986	Sept. 20	W, 17-14	H
1987*	Sept. 19	W, 44-7	A
1988*	Sept. 17	W, 29-27	H
1989*	Sept. 23	L, 7-26	A
1990*	Sept. 22	W, 30-27	H
1991*	Oct. 5	W, 17-8	A
1992*	Sept. 26	W, 13-6	H
1993*	Oct. 16	W, 40-21	A
2000	Sept. 30	L, 7-27	H
2013*	Oct. 12	W, 21-14	A
2014*	Oct. 25	L, 18-22	H
2015*	Nov. 19	L, 3-16	A
2016*	Oct. 15	W, 40-34	H
2017*	Oct. 7	W, 45-27	A
2018*	Oct. 20	W, 20-14	H
2019*	Oct. 10	W, 24-14	A
2020*	Sept. 19	L, 17-38	H
2021*	Nov. 6	L, 19-27	A
2022*	Nov. 5	W, 31-30	A
2023*	Oct. 14	L, 20-21	H
2024*	Nov. 9	L, 17-38	H

## **Troy (9-12-1)** **H: 6-3-1; A: 3-9; N: 0-0**

1970	Oct. 31	W, 14-10	H
1971	Nov. 13	L, 7-21	A
1973	Sept. 8	T, 15-15	H
1974	Sept. 14	L, 19-30	A
1995	Oct. 7	L, 10-20	H
2001	Nov. 10	L, 12-44	H
2003	Nov. 22	L, 24-28	A
2005*	Oct. 15	W, 27-3	H
2006*	Oct. 14	L, 19-24	A
2007*	Sept. 29	L, 7-24	A
2008*	Nov. 1	W, 31-30	H
2009*	Oct. 31	L, 21-42	A
2010*	Oct. 30	W, 28-14	H
2011*	Oct. 15	W, 38-10	A
2013*	Oct. 31	W, 49-37	A
2014*	Sept. 27	W, 22-20	H

2015*	Nov. 7	L, 14-51	A
2018*	Sept. 22	L, 27-35	H
2021*	Sept. 25	W, 29-16	H
2022*	Nov. 19	L, 16-34	A
2023*	Nov. 11	L, 14-45	H
2024*	Sept. 28	W, 13-9	A

## **Tulane (1-3)** **H: 0-2; A: 1-1; N: 0-0**

2002	Oct. 5	L, 9-52	H
2008	Sept. 20	L, 10-24	A
2012	Sept. 29	W, 63-10	A
2013	Sept. 28	L, 14-31	H

## **Tulsa (1-3)** **H: 0-1; A: 1-2; N: 0-0**

1977	Sept. 17	L, 35-37	A
1999	Nov. 13	W, 37-34	A
2007	Aug. 30	L, 17-35	H
2015	Oct. 10	L, 24-34	A

## **UAB (2-1)** **H: 2-0; A: 0-1; N: 0-0**

1998	Oct. 31	W, 20-14	H
1999	Oct. 2	L, 0-47	A
2024	Sept. 7	W, 32-6	H

## **UCLA (0-1)** **H: 0-0; A: 0-1; N: 0-0**

1996	Sept. 14	L, 0-44	A
------	----------	---------	---

## **UNLV (0-1)** **H: 0-0; A: 0-1; N: 0-0**

1973	Oct. 6	L, 0-26	A
------	--------	---------	---

## **Utah (0-1)** **H: 0-0; A: 0-1; N: 0-0**

1999	Oct. 9	L, 0-42	A
------	--------	---------	---

## **Utah State (2-1)** **H: 2-0; A: 0-1; N: 0-0**

2002	Oct. 26	W, 51-48 (2OT)	H
2003*	Sept. 27	L, 10-28	A
2004*	Nov. 6	W, 32-25	H

## **UT Arlington (5-6)** **H: 3-3; A: 2-3; N: 0-0**

1959	Oct. 10	W, 26-21	H
1960	Sept. 24	L, 0-16	A
1961	Nov. 11	L, 6-35	H
1963	Nov. 2	W, 21-12	A
1968	Sept. 21	L, 14-24	A
1969	Sept. 20	L, 3-17	H
1976	Sept. 25	W, 21-20	H
1982*	Sept. 25	W, 33-16	H
1983*	Sept. 17	W, 16-10	A
1984*	Oct. 13	L, 7-9	H
1985*	Oct. 26	L, 13-27	A

## **UTEP (0-1)** **H: 0-1; A: 0-0; N: 0-0**

2020	Sept. 26	L, 6-31	H
------	----------	---------	---

## **Wake Forest (2-0)** **H: 1-0; A: 1-0; N: 0-0**

2013	Sept. 14	W, 21-19	A
2014	Aug. 28	W, 17-10	H

## **Weber State (1-0)** **H: 1-0; A: 0-0; N: 0-0**

1994	Oct. 1	W, 62-37	H
------	--------	----------	---

## **West Alabama (5-1)** **H: 5-0; A: 0-1; N: 0-0**

1951		W, 33-22	H
1952		W, 41-7	H
1953		L, 20-32	A
1954		W, 44-28	H
1955		W, 25-12	H
1956		W, 53-7	H

## **Western Kentucky (4-5)** **H: 2-3; A: 2-2; N: 0-0**

1952		L, 27-42	A
1953		L, 0-28	H
1954		L, 7-19	A
1955		W, 21-9	H
2009*	Nov. 14	W, 21-18	H
2010*	Oct. 16	W, 35-30	A
2011*	Oct. 29	L, 28-31 (OT)	H
2012*	Oct. 20	W, 43-42 (OT)	A
2013*	Oct. 3	L, 10-31	H

## **Western Michigan (0-2)** **H: 0-1; A: 0-1; N: 0-0**

1997	Nov. 15	L, 19-32	H
1998	Oct. 3	L, 14-27	A

## **West Texas A&M (0-2)** **H: 0-1; A: 0-1; N: 0-0**

1975	Oct. 25	L, 20-45	H
1976	Nov. 13	L, 41-58	A

## **Wofford (0-1)** **H: 0-1; A: 0-0; N: 0-0**

2000	Nov. 18	L, 6-24	H
------	---------	---------	---

## **Wyoming (0-4)** **H: 0-1; A: 0-3; N: 0-0**

1994	Oct. 8	L, 14-28	A
1999	Oct. 16	L, 20-38	H
2004	Oct. 2	L, 10-31	A
2005	Sept. 10	L, 0-38	A

*Series scores since ULM became a four-year college in 1951.*

*\* Conference Game*

## ALL-TIME LETTERWINNERS

### -A-

**Jimmy Aarons**, NG, 1967, 68, 69, 70  
*Vidalia, La.*  
**Millard Abrams**, 1958, *Talladega, Ala.*  
**Austin Ackel**, OLB, 2024  
*New Orleans, La.*  
**Bill Adams**, 1937  
*Corpus Christi, Texas*  
**H.J. Adams**, WR, 2000, 01, 02, 03  
*River Ridge, La.*  
**Jimmie Adams**, OT, 1977, 78, 79, 80  
*Newellton, La.*  
**Kent Adams**, C, 1973, 74, 75, 76  
*West Monroe, La.*  
**Rod Adams**, DE, 1994, *Cordele, Ga.*  
**Jack Adcock**, 1931  
**Keegon Addison**, DL, 2023  
*Dallas, Texas*  
**Joe Ady**, HB, 1938  
**Bobby Agnor**, OT, 1983, 84  
*Shreveport, La.*  
**Robert Aguirre**, C, 2000, 01, 02, 03  
*Houston, Texas*  
**Shelby Ainsworth**, DB, 1982, 83, 84  
*Oak Grove, La.*  
**Tony Akins**, WR, 1997, 98  
*Starkville, Miss.*  
**Mike Albritton**, RB, 1972  
*Winnsboro, La.*  
**Abraham Alce**, FB, 2021, 22  
*Immokalee, Fla.*  
**Joe Alewine**, DT, 1962, 63  
*Groesbeck, Texas*  
**Josh Alexander**, LB, 2002, 04, 05, 06  
*Shreveport, La.*  
**Rod Alexander**, RB, 1974, 75  
*Grand Haven, Mich.*  
**Jeremy Alford**, LB, 1998, 99  
*Rayne, La.*  
**Josh Allen**, OL, 2010, 11, 12, 13  
*Cedar Hill, Texas*  
**Kond Allen**, RB, 1996, 97, 98, 99  
*Eunice, La.*  
**Mike Allen**, RB, 1987, 88  
*Brandon, Fla.*  
**Tony Allen**, T, 1961, *Atlanta, Ga.*  
**Harry Allworth**, 1945  
**Karl Aloisio**, DT, 1985, 86, 87, 88  
*Morgan City, La.*  
**Robert Alston**, DE, 1994, *Sumter, S.C.*  
**Luther Ambrose**, WR, 2008, 09, 10, 11  
*St. James, La.*  
**Larry Amadee**, Mgr., 1969  
*Baton Rouge, La.*  
**Jason Amedee**, Mgr., 2002, 03, 04, 05  
**Stephen Amoako**, S, 2016  
*Arlington, Texas*  
**Keith Amos**, HB, 1957, 58, *Rayville, La.*  
**Norman Amos**, DE, 1987, 88, 89, 90  
*Jonesboro, La.*  
**Red Anders**, 1937, 38  
**Darwyn Anderson**, NG, 1976, 77, 78  
*Lutcher, La.*  
**Davin Anderson**, DL, 2024  
*Greenwood, Miss.*  
**Ronnie Anderson**, G, 1968, 69  
*Homer, La.*  
**Ronnie Anderson**, TE, 2011  
*Baton Rouge, La.*  
**Sidney Anderson**, C, 1957, 58  
*Eastabutchie, Miss.*  
**Bobby Andrews**, T, 1954  
*Farmerville, La.*

**Charles Andrews**, WR, 1985, 86, 87  
*Jonesboro, La.*  
**Dan Andrews**, E, 1954, *Jena, La.*  
**Josh Andrews**, OL, 2008, 09  
*Fort Polk, La.*  
**Lloyd Andrews**, E, 1954, *Jena, La.*  
**Mike Andrews**, C, 1973, 74, 76  
*Pensacola, Fla.*  
**Amadee Andria**, 1941, *Fairchance, Pa.*  
**Michael Anthony**, DT, 2000  
*Ponchatoula, La.*  
**Dewayne Antoine**, DB, 1986  
*Alexandria, La.*  
**Brooks Anzalone**, QB, 2024, *Monroe, La.*  
**Leon Appgar**, 1937, 38  
**David Applewhite**, OL, 2024  
*Hampton, Va.*  
**Kirby Arceneaux**, QB, 1975, 76, 77, 78  
*Morgan City, La.*  
**Wayne Armbruster**, LB, 1964, 65  
*Talladega, Ala.*  
**Aidan Armenta**, QB, 2024  
*Albuquerque, N.M.*  
**Artis Armstrong**, 1948, *Wynne, Ark.*  
**Brian Armstrong**, CB, 2015  
*Madisonville, La.*  
**Reuben Armstrong**, S, 2017  
*Alexandria, La.*  
**Lawrence Arnold**, CB, 1995  
*Crossett, Ark.*  
**Tom Arnold**, QB/WR, 1972, 73, 74, 75  
*Houston, Texas*  
**Arnold**, 1934  
**Arthur Bubba Ash**, DE, 1983  
*Shreveport, La.*  
**Alton Ashy**, Trainer, 1980, *Baker, La.*  
**Terry Ausborne**, DB, 2016, *Tyler, Texas*  
**Mike Audirsch**, QB, 1968, 69  
*Morgan City, La.*  
**Patrick Avinger**, OL, 2004, 05, 06, 07  
*Duncanville, Texas*  
**Stephone Avery**, 1984, 85, 86, 87  
*Camden, Ark.*  
**James Aycock**, 1944, *Rayville, La.*  
**Johnny Ayers**, 1949, 50

### -B-

**Cory Babineaux**, K, 1995, 96, 97, 98  
*Lafayette, La.*  
**Joseph Babineaux**, DB, 1983, 84  
*Lake Charles, La.*  
**Justin Backus**, DB, 2013, 14, 15, 16  
*Mesquite, Texas*  
**Lloyd Baehr**, C, 1982, 83, *Metairie, La.*  
**Keaton Baggs**, OT, 2015, 16  
*Broken Arrow, Okla.*  
**Charles Bailey**, FB, 1965  
*Natchez, Miss.*  
**Jackson Bailey**, LB, 2022  
*DeSoto, Texas*  
**Mitch Bailey**, RB, 2011, 12  
*Broken Bow, Okla.*  
**Lamar Bakenhus**, 1941  
*DeQueen, Ark.*  
**Francis Baker**, E, 1951  
**Joseph Bakhole**, 2023, *Charlotte, N.C.*  
**Donald Ballard**, 1957  
*New Orleans, La.*  
**E. O. Ballard**, 1948, *El Dorado, Ark.*  
**Richard Ballard**, Mgr., 1976, 77  
*Farmerville, La.*  
**Rey Baltazar**, OT, 2015, 16  
*Marble Falls, Texas*  
**Dayton Balvanz**, P, 2016, *Eldora, Iowa*

**Dennis Bamburg**, WR, 1991, 92, 93  
*Bossier City, La.*  
**Brandon Banks**, RB, 2005  
*West Monroe, La.*  
**Mark Banks**, FB, 2003, 04, 05  
*West Monroe, La.*  
**Ben Banogu**, DL, 2015  
*McKinney, Texas*  
**John Barbee**, OT, 1991, 92, 93, 94  
*Plaquemine, La.*  
**Byron Barrett**, OG, 1984, *Vicksburg, Miss.*  
**Charles Barnes**, E, 1959, 60  
*Eudora, Ark.*  
**David Barnes**, FB, 1959, *Eudora, Ark.*  
**Lionel Barnes**, DE, 1998  
*Bossier City, La.*  
**Red Barnes**, 1939  
**Earl Barquet Jr.**, DL, 2023, 24  
*Marrero, La.*  
**John Barr**, WR, 2023, *Monroe, La.*  
**Lloyd Barron**, 1941, 42, *Wynne, Ark.*  
**Rodney Barthelemess**, K, 1992, 93  
*Kilgore, Texas*  
**Brandius Batiste**, WR, 2017, 18, 19  
*Roanoke, La.*  
**Raymond Batiste**, OG, 1992, 93  
*New Orleans, La.*  
**Clint Batteford**, WR, 1988, 89, 90  
*Leesville, La.*  
**Darrius Battles**, DB, 2003, 07  
*Mobile, Ala.*  
**Michael Batton**, LB, 2022, 23  
*Houston, Texas*  
**Cody Bauman**, LS, 2003, 04, 05, 06  
*Covington, La.*  
**Bennie Bazley**, LB, 1991, 92  
*New Orleans, La.*  
**Ben Beach**, QB, 1998, 99  
*Shreveport, La.*  
**Tommy Beaubé**, LB, 1961, 62, 63  
*Monroe, La.*  
**Perry Beaver**, C-LB, 1959, 60  
*Morris, Okla.*  
**Andy Becker**, LB, 2018  
*Liberty Hill, Texas*  
**Fred Beckett**, 1932, *Shreveport, La.*  
**Desmond Beckwith**, LB, 1996, 97, 98, 99  
*Baton Rouge, La.*  
**Dorian Beckwith**, C, 2004, 05  
*Prairieville, La.*  
**Perry Bedgood**, 1945, *Little Rock, Ark.*  
**Taylor Behl**, LB, 2020, 21  
*Georgetown, Texas*  
**Bobby Bell**, S, 2019, 20  
*Bossier City, La.*  
**Brian Bell**, WR, 1986, 88, 89  
*Shreveport, La.*  
**Brian R. Bell**, DB, 1988, *Monroe, La.*  
**Hendrix Bell**, 1947, 48, 49, 50  
*Searcy, Ark.*  
**Terrapin Bell**, 1947, *Monroe, La.*  
**Andy Bellamy**, OG, 1989, 90, 91, 92  
*Leesville, La.*  
**Gene Bellew**, 1944, *Bastrop, La.*  
**Shaq Belson**, S, LB, 2008, 09, 10, 11  
*Sunset, La.*  
**John Bender**, TE, 1991, 92, 93, 94  
*Hammond, La.*  
**Vic Bender**, C, 1966, 67  
*North Miami, Fla.*  
**Darrell Benner**, WR, 1974  
*Fernandina Beach, Fla.*

**Fred Bennett**, OL, 1996  
*Brooksville, Fla.*  
**Jared Berry**, DB, 2007  
*New Orleans, La.*  
**Jimmy Berry**, HB, 1953, 54, 55, 56  
*West Monroe, La.*  
**Brennan Bertrand**, DE, 2000, 01, 02  
*Eunice, La.*  
**Reese Besse**, OL, 2016, *Crowley, La.*  
**Mike Bialas**, OT, 1974, 75  
*Gulfport, Miss.*  
**Jonathan Bibbs**, WR, 2024  
*Birmingham, Ala.*  
**Martin Biddy**, 1946, 47, *Rayville, La.*  
**Keith Bilbo**, WR, 1987, 88, 89, 90  
*Lake Charles, La.*  
**Roy Binion**, DB, 1977, 78, *Tallulah, La.*  
**Homer Birdine**, DL, 2003, 04  
*Dallas, Texas*  
**Jack Bishop**, 1941, 42  
*Memphis, Tenn.*  
**Tyrese Black**, DT, 2021, 22  
*Shreveport, La.*  
**Jeff Blackshear**, OG, 1991, 92  
*Ft. Pierce, Fla.*  
**Don Blackwelder**, DB, 1960, 61  
*Apopka, Fla.*  
**Preacher Blackwell**, 1938, 39  
**Clayton Blades**, OT, 1970, 71, 72  
*Baton Rouge, La.*  
**Jesse Blair**, QB, 2004, 05  
*Athens, Texas*  
**Alex Blake**, DB, 2007, 08, 09  
*Little Rock, Ark.*  
**Clark Blake**, K, 1966, 67, 68, 69  
*Ft. Lauderdale, Fla.*  
**Tim Blakeney**, DE, 1992, 93  
*Salisbury, N.C.*  
**Cameron Blakes**, LB, 2009, 10, 11, 13  
*Monroe, La.*  
**Jack Blanks**, 1935, 36, *Bonita, La.*  
**Jahquan Bloomfield**, WR, 2019, 20, 21  
*Katy, Texas*  
**Mark Boartright**, QB, 1951, 52, 53  
*Monroe, La.*  
**Orlando Bobo**, OT, 1994, 95  
*West Point, Miss.*  
**A.J. Bocard**, SS, 2001, 02  
*Houston, Texas*  
**E. Bohannon**, 1938  
**Boley**, 1935  
**Dick Bolton**, 1938  
**Joe Bondurant**, OG, 1964, 65, 66  
*Sicily Island, La.*  
**Frank Bono**, 1934, 35, *Lake Charles, La.*  
**Kirby Bonvillain**, RB, 1983, 84, 85  
*Houma, La.*  
**Marty Booker**, WR, 1995, 96, 97, 98  
*Jonesboro, La.*  
**Ray Boone**, DB, 1971, 72, *Pineville, La.*  
**De'Andre Booth**, FB, 1998, 99, 2000  
*McComb, Miss.*  
**General Booty**, QB, 2024  
*Shreveport, La.*  
**Ray Borders**, 1958, *Birmingham, Ala.*  
**Richard Borne**, DE, 1970, 71, 72  
*Thibodaux, La.*  
**Mike Bornholdt**, NG, 1980  
*Chicago, Ill.*  
**Scott Boucher**, OT, 1980, 81  
*Houston, Texas*  
**Josh Boudreaux**, WR, 2006  
*New Iberia, La.*

**Micah Boudreaux**, DT, 2004  
*Mandeville, La.*  
**Ronnie Boudreaux**, DB, 1966, 67, 68, 69  
*Baton Rouge, La.*  
**Marcel Bourgeois**, OG, 1984, 85, 86, 87  
*Gramercy, La.*  
**Rodger Bowman**, OT, 1966, 67, 68, 69  
*Oak Grove, La.*  
**Troy Bowman**, OT, 1973  
*Maryville, Tenn.*  
**Greg Boxley**, DB, 1989, 90, 91  
*Waterproof, La.*  
**Charles Boyd**, 1957, *Jena, La.*  
**Steve Boyd**, DB, 1984, *Naples, Texas*  
**Pretis Boyes**, 1942, *Jonesville, La.*  
**James Boyett**, TE, 1992, 93, 94, 95  
*Crossett, Ark.*  
**Tommy Boyles**, G, 1954, *Monroe, La.*  
**Woody Boyles**, QB, 1942, 46, 47  
*Magnolia, Ark.*  
**Allen Bozeman**, QB, 1965, 66, 67, 68  
*Newellton, La.*  
**Baron Bradley**, LB, 1991, 92  
*Lutcher, La.*  
**Bill Bradley**, T, 1954, 55, *Tallulah, La.*  
**Brennen Bradley**, WR, 2017  
*Pass Christian, Miss.*  
**Harry Bradley**, LB, 2003, 04, 05, 06  
*Baton Rouge, La.*  
**Jimmy Bradley**, HB, 1954  
*Natchez, Miss.*  
**Dale Branch**, DB, 1990, 91, 92  
*Lutcher, La.*  
**Chris Brantley**, LB, 2000, *Slidell, La.*  
**Phil Brasher**, TE, 1972, 73  
*El Dorado, Ark.*  
**Steve Brasher**, OG, 1966, 67, 68, 69  
*El Dorado, Ark.*  
**Brady Braun**, P, 2023  
*Indianapolis, Ind.*  
**Claude Brawner**, G, 1946, 47, 48  
*Wynne, Ark.*  
**Zach Breaux**, OL, 2020, 21, *Harvey, La.*  
**Mundy Breazeale**, QB, 1961  
*Philadelphia, Miss.*  
**Jim Brent**, T, 1956, 57, 58  
*Greenville, Miss.*  
**Joe Brent**, T, 1957, *Greenville, Miss.*  
**Mark Brewer**, TE, 1983, 84  
*Houston, Texas*  
**Phillip Brewer**, DE, 1979, 81, 82, 83  
*Houston, Texas*  
**Brandon Bridgers**, OL, 2015  
*Robertsdale, Ala.*  
**Benny Bridges**, 1949, *Monroe, La.*  
**Derrick Bridges**, WR, 1996, 97, 98, 99  
*Monroe, La.*  
**Vincent Brisby**, WR, 1990, 91, 92  
*Lake Charles, La.*  
**Walter (Bubby) Brister**, QB, 1984, 85  
*Monroe, La.*  
**Jim Britt**, T, 1956, 57, *Delhi, La.*  
**Bill Broada**, 1952, 53  
*West Brownsville, Pa.*  
**Kamal Broadway**, WR, 2001  
*North Little Rock, Ark.*  
**Brian Broady**, RB, 1990  
*Long Island, N.Y.*  
**Frank Brocato**, HB, 1957, *Ferriday, La.*  
**Billy Broom**, T, 1958, 59  
*Leverett's Chapel, Texas*  
**Barry Broussard**, DE, 1980, 81, 82, 83  
*Lafayette, La.*  
**Don Broussard**, DB, 1988, 89, 90  
*Jennings, La.*

**Jay Broussard**, 1947, 48, *Monroe, La.*  
**Ruby Broussard**, 1938, 40  
**Rudy Broussard**, 1947, *New Iberia, La.*  
**Alandee Brown**, OL, 2004  
*Del Ray Beach, Fla.*  
**Alvin Brown**, QB, 1983,  
*Shreveport, La.*  
**Azain Brown**, OLB, 2023, *Ennis, Texas*  
**Brayle Brown**, QB, 2013, 14, 15  
*Shawnee, Okla.*  
**Clayton Brown**, 1941, 42, *Monroe, La.*  
**Eugene Brown**, 1950  
*Burkburnett, Texas*  
**Ivory Brown**, FB, 2001, *Bastrop, La.*  
**Jack Brown**, E, 1952  
*Lake Providence, La.*  
**Jarell Brown**, CB, 2016, 17, 18  
*Wylie, Texas*  
**John Brown**, DT, 1991, 92, 93  
*Tallahassee, Fla.*  
**Nate Brown**, DB, 2008, 09, 10, 11  
*Wichita Falls, Texas*  
**Raleston Brown**, DB, 1986  
*Vidalia, La.*  
**Rusty Brown**, WR, 1971, 72, 73  
*Monroe, La.*  
**Sean Brown**, WR, 1999, 2000, 01, 02  
*New Orleans, La.*  
**Sperry Brown**, DE, 1961, *Monroe, La.*  
**Tom Brown**, OG, 1984, *Monroe, La.*  
**Troy Brown**, DE, 1984, 85, 86, 87  
*Crowley, La.*  
**Xavier Brown**, WR, 2015, 16, 17  
*Duncanville, Texas*  
**Talan Browne**, DL, 2024  
*Overland Park, Kan.*  
**Kolton Browning**, QB, 2010, 11, 12, 13  
*Mabank, Texas*  
**Ben Brownstein**, T, 1959  
*Newport, Ark.*  
**Bob Brubaker**, 1949, 50, *Lancaster, Pa.*  
**James Bruce**, OG, 2022  
*Odessa, Texas*  
**Claude Brumfield**, DT, 1984, 85, 86, 87  
*New Orleans, La.*  
**Joe Bruner**, QB, 1975  
*Ft. Walton Beach, Fla.*  
**Terry Brunel**, G, 1960, 61  
*New Orleans, La.*  
**Donnie Brunson**, DB, 1960, 61  
*Jonesboro, La.*  
**G. Bryston**, 1938  
**Johnny Buckekew**, DB, 1972, 73  
*Jonesboro, La.*  
**Dedrick Buckels**, SS, 2000, 01  
*Amite, La.*  
**James Burgess**, 1941, *Monroe, La.*  
**Demiere Burkett**, OL, 2012, 13  
*Balch Springs, Texas*  
**Ken Burnett**, OG, 1987, 88, 90  
*Benton, Ark.*  
**Jeremy Burton**, OL, 2012, 13, 14  
*Muskogee, Okla.*  
**Kenneth Burton**, WR, 1987, 88, 89, 90  
*New Orleans, La.*  
**Anthony Burns**, WR, 1987, 88  
*Leesville, La.*  
**Jarrell Busby**, 1953, 54  
*Winnsboro, La.*  
**Kevin Busch**, DT, 1993, 94  
*Omaha, Neb.*  
**Kendall Bussey**, RB, 1994, 95  
*Marrero, La.*  
**Arthur Bussie**, DE, 1993, *Camden, N.J.*

**Bartholomew Butcher**, DT, 1999, 2000  
*Monroe, La.*  
**Xavion Butler**, WR, 2024  
*Bossier City, La.*  
**O. H. Bynum**, 1931  
**-C-**  
**Tevyn Cagins**, LB, 2013, 14, 15  
*Lafitte, La.*  
**H. Cagle**, 1934, 35  
**Roy Cagle**, 1957, 58, *Delhi, La.*  
**Woody Cagnolatti**, RB, 1967, 68  
*Tallulah, La.*  
**Charles Cain**, 1946, 47, 48  
**Sylvester Cain**, TB, 2002, 03  
*Bastrop, La.*  
**Tyler Cain**, WR/RB, 2011, 14  
*West Monroe, La.*  
**Robert Calbert**, 1932  
**Kentarius Caldwell**, DL, 2010, 11, 12, 13  
*Richardson, Texas*  
**Trey Caldwell**, CB, 2012, 13, 14, 15  
*Richardson, Texas*  
**Jaeden Calender**, LB, 2024  
*Brandon, Miss.*  
**Charles Calhoun**, 1954  
*West Monroe, La.*  
**Keydrain Calligan**, S, 2021, 22  
*New Iberia, La.*  
**Christaan Cambridge**, DE, 2003, 04, 05, 06  
*Slidell, La.*  
**Dewayne Cameron**, FS, 1995  
*Ontario, Canada*  
**Anthony Campbell**, DE, 2021, 22, 23  
*Bartow, Fla.*  
**Javon Campbell**, WR, 2024  
*King George, Va.*  
**Wesley Campbell VI**, TE, 2024  
*Fairburn, Ga.*  
**Sean Cancelliere**, DB, 1989, 90, 91, 92  
*Tampa, Fla.*  
**Alvino Carbajal III**, DL, 2024  
*Dallas, Texas*  
**DeMarcus Carmouche**, DT, 2005, 06, 07, 08  
*Carencro, La.*  
**Matt Carmouche**, LB, 1992, 93, 94  
*Marksville, La.*  
**C.C. Carpenter**, LB, 2009, 10, 11  
*West Monroe, La.*  
**Earnest Carrington**, QB, 2015  
*Humble, Texas*  
**Jordan Carroll**, WR, 2020, 21  
*Forney, Texas*  
**Sam Carson**, OT, 2023, 24  
*Calgary, Alberta*  
**Al Carter**, 1947, 48, *Alexandria, La.*  
**Bob Carter**, HB, 1952, *Monroe, La.*  
**Darryl Carter**, WR, 1999, 2000  
*Laurel, Miss.*  
**Duke Carter**, RB, 2016, 17  
*Grand Prairie, Texas*  
**Perry Carter**, WR, 2018, 19, 20  
*Houston, Texas*  
**Tyrone Carter**, WR, 2014, *Rayville, La.*  
**Austin Cartwright**, DB, 2022, 23  
*Baltimore, Md.*  
**Pete Casper**, 1940, *Carrollton, Ga.*  
**Brian Castle**, DE, 1987, 88, 89, 90  
*Jonesboro, La.*  
**Dickey Caston**, WR, 1990, 91  
*Marrero, La.*  
**Kent Caston**, 1956, 57  
*Lake Providence, La.*  
**Don Cathey**, 1956  
**Bill Causey**, Mgr., 1969, 70, 71  
*Monroe, La.*

**Harrell Causey**, 1948, *Ruston, La.*  
**Coby Cavin**, WR, 2021, *Cedar Hill, Texas*  
**John Ceasar**, 1948  
**Rashon Ceaser**, WR, 2012, 13, 14, 15  
*Clinton, La.*  
**Johnny Cerneglia**, 1931, *Monroe, La.*  
**Syl Cerneglia**, 1931, 32, *Monroe, La.*  
**Bud Cespiva**, QB, 1977, 78, 79  
*Pineville, La.*  
**Alex Chace**, SN, 2008, 09, 10, 11  
*Dumfries, Va.*  
**George Chambers**, 1951, 52  
**Wade Chambers**, 1931  
**Pete Chambless**, QB, 1954  
**Andy Chance**, QB, 1999, 2000, 01  
*Cecilia, La.*  
**Jimmy Chandler**, OG, 1981, 82  
*New Orleans, La.*  
**Ryan Chandoir**, 1956  
**Ernest Charles**, DE, 1995, *Miami, Fla.*  
**Neal Charles**, RB, 1975, 76, 77  
*New Orleans, La.*  
**Brett Chatelain**, WR, 1988, 89  
*Ponchatoula, La.*  
**Dan Childress**, DB, 1985, *Ruston, La.*  
**Jimmy "Chick" Childress**, C/LB, 1951, 52, 56  
*Ruston, La.*  
**David Christmas**, RB, 1985, 86  
*Bunkie, La.*  
**Arthur Christophe**, C, 1979, 80, 81, 82  
*Plaquemine, La.*  
**Landon Christy**, Mgr., 1999  
**Jimmy Chung**, OL, 2015, *Irving, Texas*  
**Mike Chunillo**, RB/DB, 1975, 76, 77  
*Fort Walton Beach, Fla.*  
**Dylan Claiborne**, S, 2018, 19  
*Brusly, La.*  
**Gene Clark**, 1950, 51, 52  
*Binknett, Texas*  
**Jerry Clark**, 1956  
**Jimmy Clark**, WR, 1969, 70  
*Bastrop, La.*  
**Ned Clark**, TE, 1984, *Lafayette, La.*  
**Conrad Clarks**, DB, 1993, 94  
*Franklin, La.*  
**Grant Clayton**, K, 2009, *Columbia, S.C.*  
**John Clement**, OG, 1984, 85, 86, 87  
*Lake Charles, La.*  
**Wayne Clement**, DT, 1962, 63  
*Baton Rouge, La.*  
**Ray Clements**, 1948, 49, 50  
*Transylvania, La.*  
**Larry Clemons**, 1956  
**Mickey Cleveland**, DE, 1965  
*Baton Rouge, La.*  
**Gurvis Coates**, 1932  
**Philip Cobb**, 1954, *Winnsboro, La.*  
**Regan Cobb**, DT, 1994, 95, 96  
*Rayville, La.*  
**Robert Cobb**, QB, 1991, 92, 93  
*Fort Pierce, Fla.*  
**Wayne Cockran**, 1951, 52  
*Marianna, Ark.*  
**Artis Cole**, WR, 2024, *Benton, La.*  
**Boyd Cole**, QB, 1973, 74, 75  
*Calhoun, Miss.*  
**Myles Cole**, DE, 2019, 20, 21  
*Shreveport, La.*  
**Alaric Coleman**, DL, 2006, 07  
*Olive Branch, Miss.*  
**Fred Coleman**, TE, 1973, 74, 75  
*Leland, Miss.*  
**Preston Coleman**, S, 2012, 13  
*Bastrop, La.*  
**Tony Collida**, 1940

**Mike Collins**, C, 1979, 80, 81, 82  
*Monroe, La.*  
**Pete Collins**, 1954  
**Will Collins**, QB, 2016, *Lawton, Okla.*  
**Kimball Colly**, DB, 1973, 74, 75  
*Hahnville, La.*  
**Leo Colquitt**, RB, 2005, *Lake Charles, La.*  
**Ken Comer**, OG, 1978, *Fulton, Miss.*  
**Corey Conde**, NT, 2000, 01, 02, 03  
*Iota, La.*  
**Jeff Conerly**, LB, 1977, *New Orleans, La.*  
**Bobby Conklin**, SN, 2019, 21  
*Yorba Linda, Calif.*  
**Floyd Connell**, CB, 2018  
*Copperas Cove, Texas*  
**Mel Conway**, LB, 1995, 96, 97, 98  
*Port Arthur, Texas*  
**Curtis Cook**, QB, 1959, *Greenville, Miss.*  
**Tommy Cook**, DB, 1973, 74, 75  
*Lenoir City, Tenn.*  
**Tony Cook**, WR, 2012, 13, 14  
*DeSoto, Texas*  
**David Cooper**, DL, 2006, 07, *Pearl, Miss.*  
**Donald Cooper**, 1954, *Monroe, La.*  
**Keith Cooper**, LB, 1983, *Marrero, La.*  
**Mike Cooper**, QB, 1962, 63  
*Houston, Texas*  
**Dean Corbell**, 1948, 49, 50  
*Springhill, La.*  
**Trey Corley**, SN, 2018, 20, 21, 22, 23  
*Jackson, Tenn.*  
**Cecil Cosper**, 1939, 40, 41  
*Carrollton, Ga.*  
**J'air Cotton**, CB, 2000, 01, *Marrero, La.*  
**Jack Cousins**, 1956  
**Frenchie Couvillion**, 1944, *Bunkie, La.*  
**Pete Covington**, DE, 1959  
*McGehee, Ark.*  
**Alton Cox**, 1941, *Weatherford, Texas*  
**Clayton Cox**, 1943  
**David Cox**, Mgr., 1980, 81  
*Shreveport, La.*  
**Erich Cox**, TB, 1990, 91, *Longview, Texas*  
**John Cox**, 1941, *Memphis, Tenn.*  
**Wally Cox**, OG, 1958, 59  
*Henderson, Texas*  
**Jim Coyle**, 1941, 42, *Cotton Valley, La.*  
**Andrew Craft**, 1945  
**Bobby Craighead**, RB/TE, 1980, 81, 82, 83  
*Monroe, La.*  
**Doyle Craighead**, 1949, 50, 51, *Start, La.*  
**Milton Craighead**, 1950, *Start, La.*  
**Robert Craighead**, 1952, 53, *Start, La.*  
**Steve Crane**, TE, 1988, *Mascoutah, Ill.*  
**Willie Creech**, DB, 1991, 92  
*Barnwell, S.C.*  
**Tony Crews**, DT/NG, 1981, 82, 83  
*Monroe, La.*  
**Buster Crowley**, 1951, *Monroe, La.*  
**Carmelo Crump**, OG, 2023  
*Terrytown, La.*  
**Jordan Crumpton**, TE, 2022, 23  
*Shreveport, La.*  
**Ferdy Cruse**, RB, 1960, *Florence, Ala.*  
**Cyril Crutchfield**, DB, 1985, 86, 87, 88  
*Covington, La.*  
**Keith Crutchfield**, DB, 1986, 87, 88  
*Little Rock, Ark.*  
**Kyle Cunningham**, OL, 2004, 05, 06, 07  
*Oklahoma City, Okla.*  
**Wayne Cunningham**, LB, 1965, 66, 67  
*Garden City, La.*  
**Taven Curry**, RB, 2024, *Loxley, Ala.*  
**Victor Cutler**, OT, 2020, 21, 22  
*West Monroe, La.*

## -D-

**Daniel Dagan**, OT, 1992, *Plant City, Fla.*  
**Bruce Daigle**, DB, 1980, 81, 82, 83  
*New Orleans, La.*  
**Keith Dailey**, TE, 1994, 95  
*Louisville, Miss.*  
**JJ Dallas**, CB, 2017, *San Diego, Calif.*  
**Vic Dalrymple**, DB, 1975, *Oak Grove, La.*  
**Rod Daniel**, OG, 1997, 98, 99, 2000  
*New Orleans, La.*  
**Tommy Danks**, 1948, 49, *Greensburg, Pa.*  
**Daniel DaPrato**, QB, 2002, 03  
*W. Sacramento, Calif.*  
**Cameron Darling**, TE, 2019, *McKinney, Texas*  
**Larry Davenport**, WR, 2002, 03, 04, 05  
*Bastrop, La.*  
**Aries Davis**, OG, 2021  
*Cedar Rapids, Iowa*  
**Clay Davis**, LB/DS, 1995, 96, 97, 98  
*Monroe, La.*  
**Cortney Davis**, WR/RB, 2012, 13  
*Gladewater, Texas*  
**D.J. Davis**, DB, 1995, 96, 97, 98  
*West Monroe, La.*  
**James Davis**, DB, 1992, *Ferriday, La.*  
**Michael Davis**, FS, 1997, 98, 99, 2000  
*Baton Rouge, La.*  
**NyNy Davis**, WR, 2023, *Attalla, Ala.*  
**Ross Davis**, OT, 1967, 68, 69, 70  
*Newark, N.J.*  
**Scott Davis**, C/OG, 1983, 84, 85, 86  
*Pineville, La.*  
**Calvin Dawson**, RB, 2004, 05, 06, 07  
*Bossier City, La.*  
**Chase Day**, LB, 2016, 17, 18, 19  
*Baton Rouge, La.*  
**Kenner Day**, 1934  
**William DeBoe**, 1949, 50, *Elaine, Ark.*  
**A.J. DeGroot**, 2008, 09, *Allen, Texas*  
**Mike DeHorney**, DE, 1999, 2000  
*Chandler, Ariz.*  
**Camillo Defore**, HB, 1951, 52  
*Crabtree, Pa.*  
**Mack Dellafosse**, LB/DB, 1989, 90, 91  
*Lake Charles, La.*  
**Jason Deml**, WR, 2003, 04, *Barlett, Alaska*  
**Mason Denham**, RB, 2004, 05  
*Port Gibson, Miss.*  
**Pat Dennis**, CB, 1997, 98, 99  
*Shreveport, La.*  
**Ryan Dercher**, OL, 2008, 09  
*Leavenworth, Kan.*  
**Will Derrick**, WR, 2019, 21, 22  
*Shreveport, La.*  
**Kirby DesOrmeaux**, T, 1961  
*New Iberia, La.*  
**Shelly Diamond**, 1944, *Rayville, La.*  
**Clarence Dillard**, DE, 1992, 93  
*Atlanta, Ga.*  
**Mark Dillingham**, C, 1984, 85  
*Monroe, La.*  
**Rex Dillingham**, FB, 1954, *Monroe, La.*  
**Charles Dillon**, 1946, 47, 48  
*Little Rock, Ark.*  
**Ernest Dison**, DB, 1992, 93, *Violet, Ark.*  
**Rod Dixon**, WR, 1985, *Shreveport, La.*  
**Duke Doctor**, RB, 1991, 92, 93  
*Bossier City, La.*  
**Al Dodd**, OG, 1989, 90, *Marrero, La.*  
**Centarius Donald**, RB, 2010, 11, 12, 13, 14  
*Columbia, La.*  
**Dwayne Donald**, DE, 2001, 02  
*St. Rose, La.*  
**Nick Dooley**, 2003, 04  
**Al Dorsey**, DB, 1974, *New Iberia, La.*

**Ken Dorsey**, DE, 2010, 11  
*New Orleans, La.*  
**Sterling Doss**, DE, 2015, 16, *Slidell, La.*  
**Grant Dotsy**, CB, 2015, 16  
*Rowlett, Texas*  
**Morris Douglas**, DB, 1961, 62, 63, 64  
*Jonesboro, La.*  
**Eric Downing**, LB, 1979, 80, 81  
*Baton Rouge, La.*  
**Jared Doyle**, CB, 2017, 18  
*Baton Rouge, La.*  
**Mitch Doyle**, 2005, 06, 08, 09  
*Oologah, Okla.*  
**Sonny Dozier**, 1943, *Delhi, La.*  
**Quae Drake**, LB, 2021, 22, *Wadley, Ala.*  
**Otis Drew**, LB, 1997, 98, 99, *Baker, La.*  
**Tristan Driggers**, LB, 2022, 23  
*Hallsville, Texas*  
**Brett Drillette**, LB, 2022, 23, 24  
*Brock, Texas*  
**David Driskill**, C, 1978, *Arcadia, La.*  
**Joe Driskill**, E, 1955, 56, 57, 58  
*Arcadia, La.*  
**Wendell Drost**, DE, 1961, 62, 63, 64  
*Sulphur, La.*  
**Chad Ducre**, DE, 1996, *Mandeville, La.*  
**Kevin Duhe**, P/TB, 1984, 85, 86, 87  
*LaPlace, La.*  
**David Dumars**, WR/DB, 1975, 77, 78, 79  
*Natchitoches, La.*  
**Danny Dumars**, DT, 1979, 80  
*Natchitoches, La.*  
**Terrace Dunbar**, CB, 1994, 96  
*Bradenton, Fla.*  
**Sam Dunlap**, 1935, *Jackson, La.*  
**Jarred Dunn**, LB, 2014, 15, 16, 17  
*Monroe, La.*  
**Peyton Dunn**, OG, 2021, 22  
*Brandon, Miss.*  
**Lee Dunneway**, 1946, 47, *Wichita, Texas*  
**Ted Dupin**, DT, 1984, *Lake Charles, La.*  
**Bubbie Dupoint**, QB, 1966, 67  
*Plaquemine, La.*  
**Allen Dupont**, Mgr., 2003, 04  
**Guy Dupriest**, 1954, *Monroe, La.*  
**Bridger Durham**, 2007, *West Monroe, La.*  
**Charles Durham**, DB, 1984, 85, 86  
*Dallas, Texas*  
**Patrick Dvoracek**, OL, 2010, 11  
*Fort Riley, Kan.*  
**Scotty Dyer**, QB, 1973, 74, *Monroe, La.*

## -E-

**Robert Earle**, 1956, 57, 58, 59  
*Lake Providence, La.*  
**Walker Easton**, SN, 2016, 18, 19  
*Joplin, Mo.*  
**Paul Early**, DT, 1974, 75, *Alexandria, La.*  
**Justin Ebersole**, DE/TE, 2000, 01, 02, 03  
*Jupiter, Fla.*  
**Vincent Eddie**, DB, 2010, 11, 12, 13, 14  
*DeSoto, Texas*  
**Thomas Eddleman**, DB, 1964, 65, 66, 67  
*Denham Springs, La.*  
**Bill Edgar**, 1941, 42, *Monroe, La.*  
**William Edgar**, 1946, *West Monroe, La.*  
**Malcolm Edmond**, DE, 2012, 13, 14  
*Texarkana, Texas*  
**Jason Edwards**, LB, 2008, 09, 10, 11  
*Baton Rouge, La.*  
**Jimmy Edwards**, RB, 1972  
*Oklahoma City, Okla.*  
**Jyruss Edwards**, RB, 2010, 11, 12, 13  
*White Castle, La.*  
**Glen Egan**, DE, 1982, 83, *Shreveport, La.*

**Travis Eickman**, DE, 2005, 06, 07, 08  
*Garland, Texas*  
**T.J. Eldridge**, 1931  
**David Elias Jr.**, DL, 2014, 15, 17  
*Prairieville, La.*  
**David Elkin**, RB, 1963, 64, 65, 66  
*Winnsboro, La.*  
**Gerald Elkins**, G, 1956, 57  
*Texarkana, Ark.*  
**Ken Ellander**, LB, 1969, 70, 71  
*Sulphur, La.*  
**Dennison Ellerbe**, 1932, 34  
**Dick Elliott**, 1936, 37, *Olla, La.*  
**Bubba Ellis**, DT, 1972, 73, 74  
*Lake Providence, La.*  
**Sir'Darius Ellis**, DL, 2020, 21, 22  
*Monroe, La.*  
**Spencer Ellison**, DB, 1987, 88, 89, 90  
*Little Rock, Ark.*  
**Trace Ellison**, OT, 2017, 18, 19  
*Frisco, Texas*  
**Phillip Elmore**, OG/LB, 1974, 75  
*West Monroe, La.*  
**Jyren Ester**, CB, 2023, 24  
*Donaldsonville, La.*  
**Charles Estes**, WR, 2003, 04  
*Gautier, Miss.*  
**Caleb Evans**, QB, 2016, 17, 18, 19  
*Mansfield, Texas*  
**Elywin Evans**, DL, 1983, 84, 85, 86  
*Daingerfield, Texas*  
**Ja'Terious Evans**, 2023, *Center, Texas*  
**Joey Evans**, TE, 1981, 82, 83, 84  
*Bastrop, La.*  
**John Evans**, DT, 1995, 96, *Pasadena, Calif.*  
**John Evans**, 1939  
**Laird Evans**, DT, 1965, *Shreveport, La.*  
**Meade Evans**, 1945, *Greensburg, Pa.*  
**Troy Evans**, DE, 2008, 09, 10, 11  
*Shreveport, La.*  
**Lee Everett**, DB/LB, 1981, 82, 84  
*Pittsburg, Texas*  
**Gary Ezell**, OT, 1970, 71, *Sicily Island, La.*

## -F-

**Tommy Fagan**, DE, 1992, 93, *Lamont, Fla.*  
**Cleburne Fails**, E, 1955, *Mangum, Okla.*  
**Dee Faircloth**, QB, 1963, 64, *Many, La.*  
**James Faler**, 1944, *Monroe, La.*  
**Ryan Fandal**, 1999, 2000, LB, *Slidell, La.*  
**Kendall Farrar**, TE, 1989, 90, 91  
*West Monroe, La.*  
**Jimmy Farrish**, 1949, 50, *Yazoo City, Miss.*  
**Mike Faulk**, Mgr., 1969, *New Iberia, La.*  
**Carl Fauntroy**, DB, 2024, *Mobile, Ala.*  
**Al Feeney**, G, 1956, 57, 58, 59  
*Long Island, N.Y.*  
**DJ Felton**, CB, 2022, *Virginia Beach, Va.*  
**Harvey Ferguson**, T, 1956, 57  
*Dermott, Ark.*  
**Jerry Ferguson**, T, 1963, *New Iberia, La.*  
**Scott Ferguson**, OT, 1987, 88, 89, 90  
*Baton Rouge, La.*  
**T.J. Fiailoa**, OG, 2017, 18, 20, *Lawton, Okla.*  
**Carson Fields**, RB, 1994, 95, *Tulsa, Okla.*  
**Lamont Finley**, DE, 2002, 03, 04, 05  
*Crowville, La.*  
**Elijah Fisher**, DE, 2020, 21, 22, 23, 24  
*Allen, Texas*  
**Jon Fisher**, OL, 2010, 11, 12, 13  
*Oxford, Miss.*  
**Jeff Fitzgerald**, LB, 1997, 98, *Jena, La.*  
**Glenn Fleming**, NG, 1973, 74, 75  
*Natchez, Miss.*  
**John Fleming**, OG, 1976, *Natchez, Miss.*  
**Oma Fleming**, 1944, *West Monroe, La.*

**Bear Fletcher**, SN, 2002, *Delhi, La.*  
**CJ Fletcher**, WR, 2018, *Houston, Texas*  
**John Floyd**, WR, 1975, 76, 77, 78  
*Gladewater, Texas*  
**Mickey Floyd**, OT, 1973, *Maryville, Tenn.*  
**Steve Foley**, DT, 1995, 96, 97  
*Little Rock, Ark.*  
**James Folston**, LB, 1990, 91, 92, 93  
*Cocoa, Fla.*  
**Greg Fondren**, NG, 1978, 79, *Natchez, Miss.*  
**Alden Fontenot**, OT, 1962, 63, 64  
*Sulphur, La.*  
**Byron Fontenot**, LB, 1988, *Elton, La.*  
**Craig Ford**, K, 2015, 16, 17, 18  
*Paradis, La.*  
**DaCorris Ford**, LB, 2009, 11, 12  
*Longview, Texas*  
**Derion Ford**, DL, 2015, 16, 17, 18  
*Starkville, Miss.*  
**Jimmy Ford**, LB, 1970, *Cassville, Mo.*  
**D. Foreman**, 1944  
**T. Foreman**, 1944  
**Duane Foret**, C, 1986, 87, 88, *Lutcher, La.*  
**C.A. Fortenberry**, 1963, *Baton Rouge, La.*  
**Thomas Fortenberry**, 1944, *Monroe, La.*  
**Billy Foster**, G, 1959, 60, 61, 62  
*Tallulah, La.*  
**Damien Foster**, DE, 1995, 96, *Amite, La.*  
**Eric Foster**, RB, 1993, 94, 95, *Amite, La.*  
**Jonathan Foster**, DT, 1996, 97, 98, 99  
*Amite, La.*  
**Ronnie Fountain**, WR, 1965, 66  
*Springhill, Texas*  
**Ray Francios**, DE, 1994, 95  
*Baytown, Texas*  
**Daniel Francis**, K, 2000, 01  
*Houston, Texas*  
**LeRoy Francis**, 1932, *Rayville, La.*  
**Benny Franklin**, HB, 1955, 56, 57  
*Monroe, La.*  
**Semaj Franklin**, CB, 2017, 18, 19  
*Kenner, La.*  
**Tommy Franklin**, C, 1994, 95, 96, 97  
*Haynesville, La.*  
**Jack Fraser**, DB, 1971, 72  
*Lake Charles, La.*  
**Gary Frazier**, RB, 2006, 07, 08, 09  
*Harvey, La.*  
**Patrick Frazier**, DL, 2008, *Shreveport, La.*  
**Richard Frederickson**, DE, 1972, 73, 74, 75  
*Chalmette, La.*  
**Bob Freeman**, Mgr., 1971, *Monroe, La.*  
**Chris Freeman**, DB/RB, 2003, 04, 05, 06  
*Arlington, Texas*  
**Ernest Freeman**, 1936, 37, 38  
*Grove, Okla.*  
**Matthew Freeman**, LB, 2006, 07  
*Atoka, Okla.*  
**Steve Freeman**, DT, 1991, *Monroe, La.*  
**Clyde French**, 1935  
**Luther French**, T, 1955, 56, 58, 59  
*Tallulah, La.*  
**Jevin Frett**, WR, 2020, 21, 22  
*Manchester, Conn.*  
**Percy Frey**, 1939, 40  
**Miller Frey**, 1947, *Monroe, La.*  
**Chuck Friemel**, QB, 1972, 73  
*Shreveport, La.*  
**Bill Frisbie**, 1931, 32, *Shreveport, La.*  
**Kenneth Frith**, DT, 1966, 67, 68  
*Lake Providence, La.*  
**Jarred Frost**, DB, 2003, 04, 05, 06  
*West Monroe, La.*  
**Brian Fuchs**, P, 1997, *Delray Beach, Fla.*  
**Sammie Fudge**, RB, 1992, *Monroe, La.*

**Preston Fuller**, DB, 2007, 08,  
*Irving, Texas*  
**Ray Fundeburk**, 1957, *Millington, Tenn.*  
**Kirk Fuqua**, OT, 1992, 93, 94, *Buckeye, La.*

## -G-

**Victor Gaines**, DL, 2007, 08  
*Sugar Land, Texas*  
**Salanoa Galeai**, DS, 2009, *Euless, Texas*  
**Bennett Galloway**, RB, 2022, 23, 24  
*Chapin, S.C.*  
**Scott Gammel**, P, 1986, 88, *Crossett, Ark.*  
**Brian Garcia**, QB, 2021, 22, 23  
*Nolensville, Tenn.*  
**Jesse Garcia**, K, 1983, *Lewisville, Texas*  
**Teddy Garcia**, K, 1984, 85, 86, 87  
*Lewisville, Texas*  
**Fitzroy Gardner**, DE, 2021, 22  
*Tampa, Fla.*  
**Keith Gardner**, RB, 1994, 95, 96  
*New Orleans, La.*  
**Brian Garrett**, OL, 1998, 99  
*Winnfield, La.*  
**Brian Garriga**, QB, 1975, 76, *Gulfport, Miss.*  
**Ron Gaetano**, RB, 1966, 67, 68  
*Mechanicsburg, Pa.*  
**John Garrison**, QB, 1964, 65  
*Rosedale, Miss.*  
**Joey Gautney**, DL, 2011, 12, 13, 14  
*Whitehouse, Texas*  
**Lonnie George**, DT, 1983, *Logansport, La.*  
**Todd Genuit**, ST, 1983, *Lewisville, Texas*  
**Larry Giambelluca**, DB, 1958, 60  
*New Orleans, La.*  
**Floyd Giblin**, TE, 1965, 66, 67, 68  
*Baton Rouge, La.*  
**Joe Gibson**, 1947, 48, *Burkburnett, Texas*  
**Troy Giddens**, S, LB, 2008, 10  
*Hammond, La.*  
**Steve Gilchrist**, C, 1968, 69, 70  
*Monroe, La.*  
**Jonathan Gill**, OL, 2009, 10, 11, 12  
*Grand Prairie, Texas*  
**D'Marius Gillespie**, WR, 2015, 16, 17, 18  
*Olive Branch, Miss.*  
**Eugene Gilley**, 1956  
**Trent Ginn**, WR, 2022, 23  
*Rayville, La.*  
**Dominique Gladney**, RB/DB, 1998, 99, 2000  
*Bossier City, La.*  
**Kenny Glasper**, DB, 1979, *Hammond, La.*  
**Carl Glass Jr.**, LB, 2022, 23, 24  
*Monroe, La.*  
**Tyler Glass**, S, 2019, 20, 21  
*Greenwood, Miss.*  
**Bryan Glenn**, DL, 2009, 10, *Chicago, Ill.*  
**Jake Godfrey**, WR, 2024  
*Spanish Fort, Ala.*  
**David Godsey Jr.**, CB, 2021, 22, 23, 24  
*Mansfield, Texas*  
**Tod Godwin**, 1932  
**Austin Goffney**, LB, 2023, *Cypress, Texas*  
**Harvey Goins**, OT/DT, 1997, 98, 99  
*Monroe, La.*  
**Frank Goodin**, RB, 2007, 08, 09, 10  
*West Monroe, La.*  
**Johnny Goodwin**, 1951, 52, 53  
*West Monroe, La.*  
**Roy Goodwin**, 1961, *Monroe, La.*  
**Terry Gordon**, RB, 1974, *Rayville, La.*  
**Chuck Gordy**, 1956, 57, *Winnsboro, La.*  
**Derrick Gore**, RB, 2017, 18  
*Syracuse, N.Y.*  
**Steven Gorski**, TE, 2023, 24  
*Milwaukee, Wisc.*

**Glenn Gossett**, 1945, 48, 51  
*Magnolia, Ark.*  
**Alain Gossein**, K, 1973  
*Lake Providence, La.*  
**K.J. Graham**, DT, 1996, *Killeen, Texas*  
**Kevin Graham**, OT, 1994, 95  
*Long Beach, Miss.*  
**Ronnie Graham**, RB, 1962, 63,  
*Ruston, La.*  
**Gordon Grant**, 1944, 45, *Bastrop, La.*  
**Mike Grantham**, OT/OG, 1981, 82, 83, 84  
*Ferriday, La.*  
**Billy Ross Graves**, OG, 1962, 63  
*Tallulah, La.*  
**Landon Graves**, QB, 2024, *Monroe, La.*  
**R. W. Graves**, 1944, *Monroe, La.*  
**Calvin Gray**, DT, 1973, *Somerville, Tenn.*  
**Donnell Gray**, LB, 1996  
*West Monroe, La.*  
**Markeegan Gray**, LB, 2022, 23, 24  
*Slidell, La.*  
**Gene Grayson**, 1949, 50  
*Hattiesburg, Miss.*  
**Aaron Green**, DB, 1988, 89, 90, 91  
*Donaldsonville, La.*  
**Charles Green**, DB, 1993, 94, 95  
*Ruston, La.*  
**Eugene Green**, OG, 1978, 79, 81  
*South Plainfield, N.J.*  
**Marcus Green**, WR, 2015, 16, 17, 18  
*Pontotoc, Miss.*  
**Opie Green**, 1956  
**Ray Green**, 1931, 32, *Bastrop, La.*  
**Richard Green**, DB, 1985, 86, 87, 88  
*Tyler, Texas*  
**Robbie Green**, TE, 1980, 81  
*Houston, Texas*  
**Rylan Green**, TE, 2021, 22, 23, 24  
*West Monroe, La.*  
**Walter Green**, DB, 1985, 86, *Monroe, La.*  
**Brooks Greer**, WR, 2000, 01  
*West Monroe, La.*  
**Jim Greer**, LB, 1980, *Chicago Heights, Ill.*  
**Jerry Gregg**, 1946, 47, *Sterlington, La.*  
**Brent Gregson**, 2007, *Center, Texas*  
**Jason Grein**, QB, 1997, *Houston, Texas*  
**Julian Griffin**, WR, 2008, 09, 11  
*Gladewater, Texas*  
**Tyler Griffin**, WR, 2024, *Statesboro, Ga.*  
**David Griffith**, LB, 2015, 16, 17, 18  
*Plano, Texas*  
**Tommy Gros**, OG, 1971, 72  
*Thibodaux, La.*  
**Alfred Gross**, DT, 1973, 74, *Hahnville, La.*  
**Guy Grayson**, 1939  
**Mark Guerriero**, WR, 1987, 88, 89, 90  
*Monroe, La.*  
**Braxton Guilbeau**, K, 2022, 23  
*Lafayette, La.*  
**Brandon Guillory**, DE, 2002, 03, 04, 05  
*New Orleans, La.*  
**Arias Guin**, 1934, 35  
**Garrett Guirlando**, DE, 2022  
*West Monroe, La.*  
**Zac Gulley**, S, 2020, *Newton, Texas*  
**Neal Gunn**, RB, 1964, *Monroe, La.*  
**Bob Gunter**, 1951, 52  
**Ronald Gunter**, E, 1951, 52, 53  
*Monroe, La.*  
**Lloyd Guy**, 1931

## -H-

**Garrett Hable**, QB, 2022, *Benton, La.*  
**Stephen Hagan**, C, 1999, *Oak Grove, La.*  
**De'Vonte Haggerty**, WR, 2014, 15, 16  
*Tyler, Texas*

**Terry Hagin**, DB, 1977, *Garland, Texas*  
**DeMontae Haigler**, DT, 2021  
*Montgomery, Ala.*  
**Rusty Haile**, OT/C, 1986, 87, 88  
*Ruston, La.*  
**Calvin Hall**, FS, 2001, *Benton, La.*  
**Frank Hall**, DB, 1992, 93, *Gonzales, La.*  
**Nick Hall**, DB, 1999, *Dallas, Texas*  
**Ky Halton**, CB, 2021, 22, *Frisco, Texas*  
**Alfred Hamby**, DE, 1987, 88, *Ruston, La.*  
**Dwight Hamby**, TE, 1973, *Wartburg, Tenn.*  
**Larry Hamilton**, WR, 1978, 79, 80, 81  
*Natchitoches, La.*  
**Je'Ron Hamm**, WR, 2010, 11, 12, 13  
*Leesville, La.*  
**Ricky Hammarstrom**, LB, 1964  
*Meadville, Miss.*  
**Jeremy Hammock**, TE, 2001, 03, 04, 05  
*Jonesboro, La.*  
**Jaden Hamlin**, DL, 2024, *Valley, Ala.*  
**Alonzo Hampton**, DB, 1993, 94, 95, 96  
*Warren, Ark.*  
**Bruce Hampton**, OT, 2001, 02, 03, 04  
*New Iberia, La.*  
**Joey Hanberry**, DB, 1971, 72, 73  
*Larose, La.*  
**Robert Hannah**, DB, 1975  
*Ocean Springs, Miss.*  
**Ray Hannon**, 1946, 47  
**Hal Hanson**, 1939, 40  
**Gene Harbert**, E, 1960, 61  
*Bossier City, La.*  
**Rashaad Harding**, LB, 2017, 18, 19  
*Lafayette, La.*  
**Trumaine Hardman**, CB, 2002, 03, 04  
*Rayville, La.*  
**Ahmad Hardy**, RB, 2024  
*Monticello, Miss.*  
**Brandon Hardy**, DB, 2009, 10, 11, 12  
*Delhi, La.*  
**Randy Hare**, DE, 1974  
*Fort Walton Beach, Fla.*  
**Wallace Hargon**, HB, 1955, *Tallulah, La.*  
**Andrew Hargroder**, RB, 1987, 88  
*Opelousas, La.*  
**Rip Harlan**, 1958  
**Ty Harp**, 1948, 50, *Mer Rouge, La.*  
**Perry Harper**, DB, 1984, 85, 86, 87  
*Gilmer, Texas*  
**Colby Harper**, WR, 2011, 12  
*Wylie, Texas*  
**Joe C. Harrell**, 1935, 36, 37  
*Skylight, Texas*  
**Burl Harris**, WR, 2000, *Tallulah, La.*  
**Chris Harris**, FS, 2001, 02, 03, 04  
*Little Rock, Ark.*  
**Ed Harris**, RB, 1974, 75, *Monroe, La.*  
**Jackie Harris**, TE, 1986, 87, 88, 89  
*Pine Bluff, Ark.*  
**Jimmy Harris**, RB, 1983, 84, 85, 86  
*Houston, Texas*  
**Lynard Harris**, DB, 2024, *St. Rose, La.*  
**Max Harris**, LB, 2023  
*Montgomery, Ala.*  
**Paul Harris**, OG/C, 1982, 83  
*Crossett, Ark.*  
**Curtis Harrison**, DB, 1989, 91, 93  
*Slidell, La.*  
**Joel Harrison**, 1951  
**Quad Harrison**, TE, 2023  
*Birmingham, Ala.*  
**Ronnie Harrison**, DE, 1989  
*Covington, La.*  
**Derrick Hart**, WR, 1997, 98  
*Orangeburg, S.C.*

**Billy Hartness**, 1956, *Monroe, La.*  
**Tony Hartsell**, RB, 1956, 57  
*Haynesville, La.*  
**Tom Harvey**, 1961, *New Orleans, La.*  
**Walter Hastings**, 1946, *Monroe, La.*  
**Larry Hathorn**, LB, 1975, 76  
*Houston, Texas*  
**Woodrow Hathorn**, 1932, *Monroe, La.*  
**Dub Hatten**, OT, 1974, 75, 76, 77  
*West Monroe, La.*  
**David Hawkins**, WR, 1984  
*Texarkana, Texas*  
**Stoney Hawkins**, TE, 2015, *Frisco, Texas*  
**Austin Hawley**, S, 2017, 18, 19, 20, 21  
*Gladewater, Texas*  
**Iake Hawthorne**, QB, 1988  
*Abbeville, La.*  
**Major Haynes**, DB/DE, 1974, 75, 76, 77  
*New Orleans, La.*  
**Terrell Haynes**, DB, 1988, 89, 90,  
*New Orleans, La.*  
**Al Head**, DB, 1993, *Amite, La.*  
**Jerry Head**, E, 1956, 57, 58, 59  
*Newellton, La.*  
**Terry Head**, HB, 1956, 57, 58, 59  
*Newellton, La.*  
**Chris Hearron**, WR, 1992, 93, 94, 95  
*Shreveport, La.*  
**Kyle Heaslip**, RB, 1987, 88, *Zachary, La.*  
**David Heaton**, HLD, 2020, *Humble, Texas*  
**Mike Heath**, QB, 1994, 95  
*East Lansing, Mich.*  
**Brandon Hebert**, WR, 2001, *Cecilia, La.*  
**Reagan Heddins**, TE, 2017, 18  
*Grand Prairie, Texas*  
**Luke Hedrick**, S, 2016, 17  
*Winston-Salem, N.C.*  
**Mike Heenan**, OG, 1974, 75, 76  
*Chicago, Ill.*  
**Jon Heidenreich**, OT, 1990, 91  
*New Orleans, La.*  
**Kurt Heidman**, OG, 1985, *Monroe, La.*  
**Harrison Heim**, P, 2017, *Tomball, Texas*  
**Mark Henderson**, RB, 1999, 2000  
*Monroe, La.*  
**Troy Hendricks**, 1935, 36, *Columbia, La.*  
**Andrew Henry**, RB, 2021, 22  
*Dallas, Texas*  
**Evan Henry**, OT, 2020, 21  
*DeSoto, Texas*  
**Mikkal Henry**, CB, 2001, 03, 04  
*Harvey, La.*  
**Terry Herod**, OG, 1977, 78, 79  
*Grapeland, Texas*  
**Chris Herrera**, DT, 1985, *Houston, Texas*  
**Hunter Herring**, QB, 2023, 24  
*West Monroe, La.*  
**Michael Hervey**, OL, 1996, 97  
*West Point, Miss.*  
**Chris Hickman**, DB, 1991, 92  
*Houston, Texas*  
**Donavon Hickman**, TE, 2020, 21  
*Union, Miss.*  
**Fred Higginbottom**, 1944, *Bastrop, La.*  
**David Higgins**, LB, 2000, *Marrero, La.*  
**Steve Highsmith**, OG, 1980, 81  
*Houston, Texas*  
**Hightower**, 1934  
**Adam Hill**, OL, 2004, 05, 06, 07  
*Arlington, Texas*  
**Fitz Hill**, WR, 1982, *Arkadelphia, Ark.*  
**Parker Hill**, WR, 2022, 23  
*Destin, Fla.*  
**Elliot Hilliard**, OL, 2012, *Killeen, Texas*

**Keith Hindsley**, OG, 1993, 94  
*Sunrise, Fla.*  
**Gary Hines**, DT, 1975, 80, 81, 83  
*Fort Walton Beach, Fla.*  
**Simion Hines**, S, 2022, 23  
*Broward County, Fla.*  
**Tommy Hines**, HB, 1946  
**Garrett Hirsch**, C, 2020, 21  
*Towanda, Ill.*  
**Chancellor Hitchens**, CB, 2020  
*Baton Rouge, La.*  
**Chris Hixson**, Mgr., 1999  
**Danny Hoak**, HB, 1954, 55, *Monroe, La.*  
**Jonathan Hodoh**, WR, 2016, 18, 19, 20  
*Geismar, La.*  
**Adam Hogan**, WR, 2005  
*Pascagoula, Miss.*  
**Erroll Hogan**, RB, 2004, 05, 06  
*New Orleans, La.*  
**Kenneth Holland**, E, 1964, 65, 66, 67  
*Denham Springs, La.*  
**Johnny Holleman**, Mgr., 1971  
*Dallas, Texas*  
**Ajalen Holley**, WR, 2013, 14, 15, 16  
*Hot Springs, Ark.*  
**Herbert Holliman**, 1938, *Monroe, La.*  
**Preston Hollier**, T, 1962, 63, 64, 65  
*Sulphur, La.*  
**S.E. Hollaway**, 1941, 42  
*Lake Providence, La.*  
**John Holman**, QB, 1979, 80, 81, 82  
*Mobile, Ala.*  
**Antwan Holmes**, RB, 1996, 97, 98, 99  
*Winnsboro, La.*  
**Jakyle Holmes**, RB, 2019, 21  
*Ponchatoula, La.*  
**Kelbee Holmes**, LB, 2024  
*Philadelphia, Miss.*  
**Doyle Holstead**, 1954, *West Monroe, La.*  
**Chris Holyfield**, 1994, 95, 96, *Monroe, La.*  
**Dale Hoover**, E, 1957, 58, *St. Joseph, La.*  
**Tyrese Hopkins**, LB, 2024, *Macon, Miss.*  
**Rodney Horn**, QB, 1982, 83, 84  
*Houston, Texas*  
**Sean Hornberger**, DB, 2008, 09  
*Slidell, La.*  
**Andy Housley**, G, 1967, *Vidalia, La.*  
**Brian Houston**, DT, 1993, *Ruston, La.*  
**Chris Houston**, DE/LB, 1990, 91  
*De Kalb, Miss.*  
**Howard Houston Jr.**, DL, 2016, 17  
*Riverside, Calif.*  
**H. Howard**, 1938  
**Mike Howard**, DB, 1981, 82, 83, 84  
*Franklin, La.*  
**Dylan Howell**, DL, 2023, 24  
*Mansfield, Texas*  
**Mike Howell**, QB, 1976, *Springhill, La.*  
**Paul Howell**, 1940  
**Tyrone Howell**, WR, 2022, 23  
*Idabel, Okla.*  
**Marcus Hubbard**, DB, 2015, 16, 17, 18  
*Rowlett, Texas*  
**Harry Hubenthal**, 1951  
**Josh Hudnall**, WR, 2003, 04  
*Monroe, La.*  
**Marcus Hudson**, WR, 1996  
*Haynesville, La.*  
**Carlos Hughes**, LB, 1999, 01, 02,  
*Rosedale, Miss.*  
**Davis Hughes**, K, 2020, *Clearwater, Fla.*  
**Gabe Hughes**, OLB, 2023, *Bogalusa, La.*  
**Kellum Humphrey**, WR, 2021  
*Shreveport, La.*

**Marty Humphrey**, WR, 2005, 06, 07, 08  
*Shreveport, La.*  
**Isaiah Humphries**, S, 2022  
*Rowlett, Texas*  
**Stan Humphries**, QB, 1986, 87  
*Shreveport, La.*  
**Steven Hunnicutt**, P, 2000, *Lucas, Texas*  
**Jeremy Hunt**, QB, 2020, *Oak Park, Ill.*  
**Tre' Hunter**, S, 2013, 14, 15, 16  
*Monroe, La.*  
**Quantez Hunter**, DL, 2010  
*Virginia Beach, Va.*  
**Adin Huntington**, DL, 2023  
*Stafford, Va.*  
**Gary Hurd**, DE, 1977, 78, 79, 80  
*St. Augustine, Fla.*  
**Greg Huskey**, RB, 1982, 83  
*Westwego, La.*  
**Mason Husmann**, DL, 2017, 18, 19, 20  
*Aurora, Mo.*  
**Jimmy Husser**, WR, 1977, 78, 79  
*Winnfield, La.*  
**Max Hutchins**, 1938, 39  
**Drew Hutchinson**, OL, 2024  
*Springhill, La.*  
**Luke Hutchinson**, SN, 2017  
*Carnation, Wash.*  
**Malcolm Hutchinson**, 1944  
*Rayville, La.*  
**Mike Hutchinson**, RB, 1982, *Monroe, La.*  
**Mike Hyle**, E, 1971, *Baltimore, Md.*

## -I-

**Alex Ibe**, S, 2008, 09, 10  
*North Richland Hills, Texas*  
**Nick Ingram**, DB, 2016, 17, 18, 19  
*Little Rock, Ark.*  
**Pete Ingram**, 1931, 32  
**Tim Irons**, OT, 1973, *Union, Miss.*  
**Ricky Isaac**, DT, 1977, 78, 79, 80  
*Pittsburg, Texas*  
**Steve Isaac**, DB, 1977, 78, 79, 80  
*Pittsburg, Texas*  
**Ken Ivory**, DT, 1975, 76, *Memphis, Tenn.*  
**Harry Izen**, 1945, *Monroe, La.*

## -J-

**Radi Jabour**, PK, 2008, 09, 10, 11  
*LaPlace, La.*  
**Andrew Jackson**, RB, 1992, 93, 94  
*Shreveport, La.*  
**Cardia Jackson**, LB, 2006, 07, 08, 09  
*Monroe, La.*  
**Devin Jackson Jr.**, OG, 2016, 17, 18  
*Marrero, La.*  
**Jalen Jackson**, WR, 2021, 22, 23  
*Powder Springs, Ga.*  
**Kenzee Jackson**, WR, 2013, 14  
*South Bend, Ind.*  
**Lorenzo Jackson**, DL, 2013, 14, 15  
*Monroe, La.*  
**Malik Jackson**, WR, 2019, 20, 21, 22  
*Lufkin, Texas*  
**Oliver Jackson**, DB, 2010, 11, *Amite, La.*  
**Randy Jackson**, DE/TE, 1986, 87, 88  
*Tenaha, Texas*  
**Tommy Jackson**, TE, 1985, 86, 87, 88  
*Monroe, La.*  
**Tremaine Jackson**, DT, 2001  
*Houston, Texas*  
**Zach Jackson**, WR, 2018, 19, 20, 21  
*Grand Prairie, Texas*  
**Bryant Jacobs**, RB, 2000, 01, 02  
*Monroe, La.*  
**Charles Jacobs**, 1931, 32, *Bastrop, La.*

**RoShon Jacobs**, WR, 2003, 04, 05  
*Baton Rouge, La.*  
**Chad James**, DT, 2003, *Monroe, La.*  
**Greg James**, S, 2006, 07, 08, 09  
*Monroe, La.*  
**Jaron James**, CB, 2001, 02, 03, 04  
*Little Rock, Ark.*  
**Emanuel Jefferies**, DL, 2010, 11, 12, 13  
*Jackson, Miss.*  
**Dee Jefferson**, CB, 1995, 96, 97, 98  
*West Monroe, La.*  
**Shakeem Jefferson**, WR, 2014  
*New Boston, Texas*  
**Javarian Jenkins**, LB, 2020  
*Hattiesburg, Miss.*  
**Jimmy Jenkins**, LB, 1975, *Bogalusa, La.*  
**Josh Jenkins**, FS, 2002, 03, 04, 05  
*Monroe, La.*  
**Lennie Jenkins**, DT, 1992, 93, *Media, Pa.*  
**Piez Jenkins**, OG, 1974, 75, 76, 77  
*Houston, Texas*  
**Roland Jenkins**, S, 2014, 15, 16, 17  
*New Orleans, La.*  
**Shawn Jenkins**, OG, 1994, 95, 96, 97  
*Starke, Fla.*  
**Daniel Jeremiah**, QB, 1997, *El Cajon, Calif.*  
**L.B. Jeter**, Jr. LB, 2002, 03, 04, 05  
*Shreveport, La.*  
**Maynard Johnny**, DE, 2001, 02, 04  
*New Orleans, La.*  
**George Johns**, RB, 1979, 81  
*Carthage, Texas*  
**Alex Johnson**, LB/S, 2013, 14, 15, 16  
*Fort Worth, Texas*  
**Alfred Johnson**, 1936  
**Aubrey Johnson**, 1937  
**Bryan Johnson**, DB, 1981, *Franklin, La.*  
**Carey Johnson**, LB, 1998, 99, 2000  
*New Orleans, La.*  
**Cecil "Johnny" Johnson**, 1944, 45, 46  
*Monroe, La.*  
**Clifford Johnson**, 1936, *Monroe, La.*  
**Derrick Johnson**, LB, 1997, *Pine Bluff, Ark.*  
**Dilandos Johnson**, NT, 2002, 03, 04, 05  
*Hammond, La.*  
**Emill Johnson**, CB, 1997, 98  
*Jackson, Miss.*  
**Eugene Johnson**, LB, 1982, 83, 84, 85  
*Monroe, La.*  
**Gerrand Johnson**, DL, 2012, 13, 14, 15  
*Rayville, La.*  
**Harvey Johnson**, RB/WR, 1973, 74, 75, 76  
*Monroe, La.*  
**Jabari Johnson**, S, 2018, 20, 21, 22  
*Monroe, La.*  
**Jason Johnson**, Mgr., 1950, *Monroe, La.*  
**Josh Johnson**, RB, 2018, 19, 20  
*Hurtsboro, Ala.*  
**Ken Johnson**, OT, 1991, *Monroe, La.*  
**Kenneth Johnson**, RB, 1984, 85, 86, 87  
*Morgan City, La.*  
**KeyShawn Johnson**, LB, 2019, 20, 21  
*Duncanville, Texas*  
**Larry Johnson**, DB, 1965, 66, 67  
*Baton Rouge, La.*  
**Michael Johnson**, LB, 2012, 13, 14, 15  
*Maumelle, Ark.*  
**Michael Johnson**, OG, 1990, 91  
*Jackson, Miss.*  
**Nathan Johnson**, RB, 1977, 78, 79, 80  
*Winnfield, La.*  
**Robert Johnson**, RB, 1977, 78  
*Fort Worth, Texas*  
**Trevell Johnson**, LB, 2023  
*Arlington, Texas*

**Tyler Johnson**, OT, 2020, *Atlanta, Ga.*  
**Tyler Johnson**, DL, 2016, 17, 18  
*Reb Bank, S.C.*  
**Vaurice Johnson**, OT, 1986, 87, 88  
*Columbia, La.*  
**Walter Johnson**, 1945, *Greensburg, Pa.*  
**Will Johnson**, DE, 1983, 84, 85, 86  
*Monroe, La.*  
**Courtney Joiner**, SS, 2000, 01, 02, 03  
*Monroe, La.*  
**Bennie Jones**, DT, 1981, 82, 83, 84  
*Tyler, Texas*  
**Brandon Jones**, OG, 2017, 18, 19  
*Montgomery, Texas*  
**Chris Jones**, WR, 1984, 85, 86, 87  
*Lake Charles, La.*  
**Dedrick Jones**, LB, 1990, 91, 92  
*Lake Charles, La.*  
**Eric Jones**, FB/DE, 1996, 97, 98, 99  
*Baton Rouge, La.*  
**Gary Jones**, E, 1962, *Jonesboro, La.*  
**James Jones**, RB, 2024, *Baltimore, Md.*  
**Jeryl Jones**, DT, 1981, *Cabot, Ark.*  
**Jimmy Jones**, OT, 1971, 72, 73  
*New Iberia, La.*  
**Kevin Jones**, S, 2020, 21, 22  
*Tallulah, La.*  
**Lincston Jones**, LB, 2010, 11, *Marrero, La.*  
**Nate Jones**, DB, 1996, 97, 98, 99  
*New Orleans, La.*  
**Nick Jones**, TE, 2014, *Brownsboro, Texas*  
**Rubin Jones**, WR, 1968, 70, 71, 72  
*Monroe, La.*  
**Sam Jones**, 1932  
**Ted Jones**, E, 1953, *Baton Rouge, La.*  
**Terry Jones**, LB, 1984, 85, 86, 87  
*Shreveport, La.*  
**Alvin Jordan**, TE, 2007, 08, 09, 10  
*Mesquite, Texas*  
**Jameson Jordan**, DE, 2006, 07, 08, 09  
*Bush, La.*  
**Ferrando Joseph**, CB, 2014, 15  
*Corinth, Texas*  
**Joseph Joseph**, OL, 2004, 05, 06, 07  
*Houston, Texas*  
**Kevin Joseph**, DE, 1984, 85, 86, 87  
*New Iberia, La.*  
**Larry Josey**, LB, 1992, 93, 94  
*Crestview, Fla.*  
**Greg Jubert**, NG, 1965, 66, 67, 68  
*Franklin, La.*  
**Billy Jung**, OT, 1988, 89, 90  
*Farmerville, La.*  
**Steven Jyles**, QB, 2002, 03, 04, 05  
*Baton Rouge, La.*

## -K-

**Joe Kalil**, 1936, *Rayville, La.*  
**Cal Kee III**, S, 2018, *Hampton, Va.*  
**Dan Keith**, G, 1960, *Monroe, La.*  
**Bill Keller**, 1951  
**Roger Kelley**, LB, 1983, 84, 85, 86  
*Shreveport, La.*  
**Bob Kellogg**, HB, 1936, 37, *Wynne, Ark.*  
**Curley Kelly**, DB, 1985, 86  
*Opelousas, La.*  
**John Kelly**, P, 1960, 62, *Rockville, Md.*  
**Thomas Kennedy**, TE, 1982  
*Oak Grove, La.*  
**Kyle Kersten**, OL, 2006, 07, 08  
*Flower Mound, Texas*  
**Devante Keys**, DE, 2023, *Houston, Texas*  
**Justin Kimber**, WR, 2022, 23, 24  
*Arlington, Texas*  
**Buster King**, 1949, *Monroe, La.*

**Don King**, G, 1960, 61, 62, 63  
*Bossier City, La.*  
**Homer King**, 1937  
**Phillip King**, LB, 1992, 93, *Holly Hill, Fla.*  
**Shawn King**, DE, 1993, 94  
*West Monroe, La.*  
**Charles Kingrey**, TE, 1978, *Kinder, La.*  
**Alfred Kinney**, WR, 1980, 81, 82  
*Fort Worth, Texas*  
**Robert Kirby**, E, 1950, *Monroe, La.*  
**James Kirkendall**, OG, 1963, 64, 65, 66  
*Sulphur, La.*  
**Isadore Kirklind**, DB, 1975, *Paulina, La.*  
**Hunter Kissinger**, LB, 2012, 13, 14, 15  
*Springdale, Ark.*  
**Ty Kittle**, TE, 2008, 09, 10, 11  
*Torrington, Conn.*  
**Mike Klaric**, 1958, *Sharon, Pa.*  
**Boogie Knight**, WR, 2021, 22  
*Jefferson, Ohio*  
**Jim Knox**, E, 1952, 53, 57, 58  
*Crownville, La.*  
**Daniel Knudsen**, LB, 2024  
*Eden Prairie, Minn.*  
**Bill Koemer**, 1959  
**Thomas Koufie**, RB, 2016, *Hampton, Va.*  
**Tyler Kuecker**, K, 2000, 01, 02, 03  
*Monroe, La.*  
**Ralph Kuethe**, 1939  
**Joe Kuhn**, OT, 1975, 78, 79, *Tallmadge, Ohio*  
**Larry Kussman**, OT, 1972, 73  
*Greenville, Miss.*

## -L-

**Nic LaBarbera**, LB, 1964, 65, 66, 67  
*Amite, La.*  
**Bobby Lacase**, 1954, 55, *Monroe, La.*  
**Jim LaCoste**, T, 1960, 61, 62  
*Baton Rouge, La.*  
**Jerry Lacy**, WR, 1985, *Hallsville, La.*  
**R. Laeve**, 1938  
**Billy Laird**, E, 1955, 56, *Tallulah, La.*  
**Brian Lambert**, P, 1993, 94, *Fort Myers, Fla.*  
**Van Lambert**, RB, 1968, 69, 70, 71  
*Sorrento, La.*  
**Tyler Lamm**, TE, 2017, 18, 19, 20  
*Metairie, La.*  
**Robert Lampard**, E, 1961  
*New Orleans, La.*  
**Kinsmon Lancaster**, QB, 2005, 06, 07, 08  
*Shreveport, La.*  
**James Landers**, OL, 1995, 96, 97, 98  
*Shreveport, La.*  
**Frank Landry**, DE, 1972, 73, 74  
*Hahnville, La.*  
**Jordan Landry**, DE, 2009, 10, 11  
*St. James, La.*  
**Mitchell Landry**, DT, 1989, 90  
*Lafayette, La.*  
**Tony Landry**, TE, 1994, 95  
*Donaldsonville, La.*  
**Bob Lane**, QB, 1981, *Monroe, La.*  
**Mitch Lane**, S, 2012, 13, 14, 15  
*Pine Bluff, Ark.*  
**Shawn Lang**, DE, 1995  
*Cedar Rapids, Iowa*  
**Less Langley**, DT, 1989, *Hallsville, Texas*  
**Seidron Langston**, LB, 2024  
*Lanett, Ala.*  
**Max Larson**, SP, 2024, *Davie, Fla.*  
**Nick Lassiter**, T, 1955, 56  
*McAlester, Okla.*  
**Thomas Latham**, DE, 1960, 61, 62  
*Winnfield, La.*  
**Logan Latin**, S, 2017, 18, 19  
*Houston, Texas*

**Matt Latino**, LB, 2001, *St. Amant, La.*  
**Lance Latiolais**, WR, 2001  
*Coushatta, La.*  
**Jim Laudadio**, HB, 1957, 58, 59  
*Jeannette, Pa.*  
**Paul Laudadio**, C, 1941, *Jeannette, Pa.*  
**Harold Lawson**, 1939  
**Reggie Lawson**, OG, 1987, 88, 89, 90  
*New Orleans, La.*  
**Maurice Laynes**, FB, 1997  
*Plaquemine, La.*  
**Vernon Leatherwood**, 1936, 37, 38  
*Estellene, Texas*  
**Dalton LeBlanc**, RB, 1966, *Houma, La.*  
**Greg LeBlanc**, E, 1949, 50, 51  
*Baton Rouge, La.*  
**Ronnie LeBlanc**, DB, 1967, 68, 69, 70  
*Crowley, La.*  
**Don LeBoyd**, DB, 1971, 72, 73, 74  
*New Sarpy, La.*  
**David Ledbetter**, QB, 1991, *Rome, Ga.*  
**Quincy Ledet Jr.**, DT, 2020, *Orange, Texas*  
**Bill Lee**, 1951, 52, *Oak Grove, La.*  
**Danny Lee**, P, 1971, 72, 73, 74, *Minden, La.*  
**Ed Lee**, 1953, 54, *Bastrop, La.*  
**Jahaziel Lee**, DT, 2021  
*Ponchatoula, La.*  
**Reggie Lee**, FS, 1994, 95, *Bastrop, La.*  
**Seneca Lee**, CB, 2000, 01, 02  
*Jennings, La.*  
**Lance Leger**, QB, 1984, *Lafayette, La.*  
**Charles Lemak**, FB, 1934, 35  
**Brent Leonard**, WR, 2009, 10, 11, 12  
*Keller, Texas*  
**Jimmy Leonard**, DB, 1967, 68, 69, 70  
*Ruston, La.*  
**Tommy Leos**, HB, 1953, 54, 55, 56,  
*Monroe, La.*  
**Terry Levine**, WR/FB, 1990, 91  
*Sumter, S.C.*  
**Benjky Lewis**, Mgr., 1999  
**Bobby Lewis**, WR, 1980, 81, 82  
*New Orleans, La.*  
**Clay Lewis**, Mgr., 2004  
**Donrico Lewis**, SS, 2000, *Campti, La.*  
**Greg Lewis**, LB, 1988, 89, 90,  
*Little Rock, Ark.*  
**Keydrell Lewis**, OT, 2021, 22, 23  
*Atlanta, Ga.*  
**Rob'Donovan Lewis**, CB, 2011, 12, 13, 14  
*Jonesboro, La.*  
**Tommy Lewis**, E, 1965, 66, 68  
*New Iberia, La.*  
**Tony Lewis**, 1932, 33, *Monroe, La.*  
**Vincent "Bugs" Lewis**, DB, 1983, 84  
*Gonzales, La.*  
**Kenny Lieux**, DT, 1981, 82  
*Baton Rouge, La.*  
**Ches Liles**, QB, 1990, 91, 92  
*Shreveport, La.*  
**Nate Link**, DL, 2016, *Crowley, La.*  
**Thomas Little Jr.**, OG, 2023  
*Monroe, La.*  
**Bob Lively**, 1947, 48  
**Darius Lively**, DL, 2011, 12, 13  
*Lancaster, Texas*  
**Leo Lively**, 1940, 41, *Transylvania, La.*  
**Lee Livesay**, 2005, *Kilgore, Texas*  
**Fred Lloyd Jr.**, WR, 2021, 22  
*Tifton, Ga.*  
**Eric Lo**, OL, 1996, 97, *Riverside, Calif.*  
**Emmanuel Lockett**, 2008, 09  
*Houston, Texas*  
**Tellek Lockette**, OG, 2022, 23  
*Miami, Fla.*

**Trez Lockhart**, 2009, *Atlanta, Ga.*  
**Blake Lodes**, OT, 2019, 20, 21  
*Mansfield, Texas*  
**Clifton Lombas**, LB, 1968, 69, 70  
*Cut Off, La.*  
**Carl Long**, RB, 1985, 86, *Marshall, Texas*  
**Martin Lopez**, LB, 1982, *Bossier City, La.*  
**Steve Lorio**, LB, 1972, 73, 74  
*Hahnville, La.*  
**Chris Lott**, WT, 1983, 84, *Covington, La.*  
**Donald Louis Jr.**, DE, 2016, 17, 18, 19  
*Monroe, La.*  
**O. J. Louviere**, G, 1961, 62  
*Lake Charles, La.*  
**Jim Love**, DE, 1960, 61, 62, 63  
*Monroe, La.*  
**Richard Love**, RB, 1996, 97, 98  
*Irving, Texas*  
**Scott Love**, P, 2006, 07, 08, 09  
*West Monroe, La.*  
**Rodney Lovett**, RB, 2008, 09, 10  
*Pompano Beach, Fla.*  
**Chad Lowe**, DB, 1988, 89, 90, 91  
*Pine Bluff, Ark.*  
**Nick Lowe**, OL, 2022, *Wichita, Kan.*  
**Robert Lowe**, WR, 1978, *Monroe, La.*  
**Wendal Lowrey**, QB, 1991, 92  
*Fort Lauderdale, Fla.*  
**Ben Luckett**, RB, 2015, 16, 17  
*Palestine, Texas*  
**John Luffey**, 1942, 46, *Monroe, La.*  
**Alred Luke**, WR, 2021, 22, 23  
*New Orleans, La.*  
**Shane Luna**, OT, 2000, 01, 02, 03  
*Mesquite, Texas*  
**Mark Lyons**, OG, 1980, 81  
*Houston, Texas*  
**Tim Lyons**, FB, 1999, 2000, *Mesa, Ariz.*

## -M-

**Andre Mack**, S, 2023, 24  
*Madison, Miss.*  
**Buster Macon**, 1939  
**Wembley Mailei**, LB, 2022  
*Honolulu, Hawaii*  
**Troy Malbrough**, LB, 1984, 85, 86, 87  
*Gretna, La.*  
**Roderick Malcolm**, DE, 1994, 95, 96  
*Ruston, La.*  
**Marshall Malone**, DB, 1986, 87, 88  
*Little Rock, Ark.*  
**Donald Malveaux**, DT, 1998, 99, 2000, 01  
*Lake Charles, La.*  
**Kurt Manasco**, C, 1985, 86, 87, 88  
*Ruston, La.*  
**Charlie Manichia**, 1940  
**Greg Manley**, LB, 1972, 73, 74, 75  
*Monroe, La.*  
**Dean Mann**, HB, 1961, 62  
*Shreveport, La.*  
**Grover Mann**, OG, 1969, 70, 71, 72  
*Hodge, La.*  
**"Blimp" Manning**, 1934, 35  
**Steve Mansur**, QB, 1965, 66, 67, 68  
*Baton Rouge, La.*  
**Justin Manton**, K/P, 2011, 12, 13, 14  
*Prairieville, La.*  
**David Manzella**, DB, 1971, 72, 73  
*Chalmette, La.*  
**Mike Manzullo**, WR, 1984, 85, 86, 87  
*Baton Rouge, La.*  
**Andy Mapp**, OG, 1965, 66, 67  
*Monroe, La.*  
**Jared Mapps**, WR, 2015, 16  
*Pearland, Texas*  
**Kyle Marascola**, TE, 1986, *Terrell, Texas*

**Kenderick Marbles**, CB, 2017, 18, 20  
*Monroe, La.*  
**Gerry Marchbank**, C, 1959, 60  
*Wichita Falls, Texas*  
**Duke Marcus**, LB, 1986, 87, 88  
*Natchitoches, La.*  
**Pat Marnell**, T, 1949, 50, 51, 52  
*Greensburg, Pa.*  
**Tony Marsala**, 1933, *Monroe, La.*  
**Jay Marse**, DE, 1977, 78, 79  
*Marrero, La.*  
**Charles Marshall**, OT, 1994, 95, 96  
*Monroe, La.*  
**Lee Marshall**, LB, 2017, 18, *Monroe, La.*  
**Dennis Martin**, DT, 1995, *Pittsburgh, Pa.*  
**Paul Martin**, E, 1931, 32, *Monroe, La.*  
**Scott Martin**, K, 1981, 82, 83, 84  
*Shreveport, La.*  
**Scott Martin**, DT, 1990, 91  
*Oak Grove, La.*  
**Trey Martin**, OL, 2013, 14  
*Hot Springs, Ark.*  
**Zack Martin**, RB, 2022, *Woodville, Texas*  
**Joe Martone**, 1951  
**Marcus Martin**, DE, 1987, 88, 89  
*Jennings, La.*  
**Raymon Masling**, 1931  
**Seth Mason**, DE, 2020, 21, 22  
*Allen, Texas*  
**Jamond Mason-Taylor**, DT, 2001, 02  
*Kansas City, Mo.*  
**Norman Massey**, LB, 2023  
*Wichita, Kan.*  
**Gil Matherne**, DT, 1969, 70, 71, 72  
*Larose, La.*  
**Wayne Matherne**, DB, 1967, 68, 69, 70  
*Cut Off, La.*  
**Clark Matkins**, 1948, 49, 50  
*Sterlington, La.*  
**James Mathews**, DB, 1977, *Monroe, La.*  
**Terrence Matthews**, LB, 1986  
*Dallas, Texas*  
**Frank Maxwell**, WR, 1973, 74, 75, 76  
*Delhi, La.*  
**Shaune Maynard**, CB, 2001, 02, 03, 04  
*Jennings, La.*  
**Bob May**, 1939  
**Pat May**, 1934, 35  
**Duece Mayberry**, CB, 2022, 23  
*Tulsa, Okla.*  
**Doug Mayberry**, RB, 1974, 75  
*Gulfport, Miss.*  
**Tavarese Maye**, WR, 2010, 11, 12, 13  
*Petal, Miss.*  
**Stefon Maynor**, OG, 1993, 94, 95  
*St. Mary's, Ga.*  
**Claxton Mayo**, E, 1956, *Rayville, La.*  
**Pat Mayo**, DB, 1951-52  
**James McBeth**, 1945, 46, 47  
*Columbia, La.*  
**Jewell McBroon**, G, 1963  
*West Monroe, La.*  
**Que McBroom**, OL, 2024, *St. Louis, Mo.*  
**C. McCain**, 1938  
**Mike McCain**, NG, 1971, *Hahnville, La.*  
**Anthony McCall**, WR, 2008, 09, 10, 11  
*Montgomery, Ala.*  
**Cliff McCall**, OG, 1977, 78, *Monroe, La.*  
**Mark McCall**, DT, 1992, 93, 94  
*Portsmouth, Va.*  
**Rex McCarthy**, DT, 1992, *Winnsboro, La.*  
**Chad McCarty**, P, 1989, 90, 91, 92  
*St. Joseph, La.*  
**Joe McClain**, G, 1962, 63, 64  
*Newellton, La.*

**Ryan McCaul**, OL, 2010, 11  
*Moore, Okla.*  
**Brett McClelland**, 2004  
**Jim McClendon**, G, 1957, 58  
*Lake Providence, La.*  
**Dennis McClough**, DB, 1981, 82  
*Shreveport, La.*  
**Bill McClung**, HB, 1961, *Bossier City, La.*  
**Massey D. McConnell**, 1946  
*Mangham, La.*  
**Derek McCormick**, K, 2022, 23  
*Port Charlotte, Fla.*  
**Devyn McCormick**, P, 2021, 22  
*Port Charlotte, Fla.*  
**J.J. McCoy**, WR, 2005, 06, 08, 09  
*Garland, Texas*  
**Otha McCoy**, DB, 1983, *Marshall, Texas*  
**Qway McCoy**, OLB, 2023  
*Norman Park, Ga.*  
**Rod McCoy**, LB, 1970, *Eastland, Texas*  
**Don McCrary**, DE, 1964  
*Baton Rouge, La.*  
**Markis McCray**, WR, 2015, 16, 18, 19  
*Euless, Texas*  
**Alton McCreedy**, 1954, *Monroe, La.*  
**Marquis McCullum**, S, 2014, 15  
*Birmingham, Ala.*  
**Dewey McDaniel**, TE/OL, 1981, 82, 83  
*Rayville, La.*  
**Bill McDonald**, 1955, *Monroe, La.*  
**Ivy McDonald**, 1931, 32, *Monroe, La.*  
**James McElroy**, 1941, *Tupelo, Miss.*  
**Paul McElroy**, DB, 1974, 75, 76, 78  
*Monroe, La.*  
**Garry McEntyre**, TE, 1968, 69, 70, 71  
*Jonesville, La.*  
**Derrick McGill**, DB, 1999, 2000, 01, 02  
*Avondale, La.*  
**Zarian McGill**, C, 2022, 23  
*Taylorville, Miss.*  
**Padraic McGinnis**, OT, 1997, 98, 99, 2000  
*Plaquemine, La.*  
**Robert McGough**, RB, 1955, 56, 57, 58  
*Bastrop, La.*  
**Bill McGraw**, C, 1957, 58, 60  
*Winnsboro, La.*  
**Robert McGraw**, LB, 1984, *Ruston, La.*  
**Amir McGruder**, WR, 2024  
*Las Vegas, Nev.*  
**Cody McGuire**, TE, 2015, 16, 17  
*Monroe, La.*  
**Lee McIntyre**, DT, 1986, *Bastrop, La.*  
**Omari McIntyre**, DB, 2004  
*Baton Rouge, La.*  
**Kenneth McKay**, 1955, *Archibald, La.*  
**Reggie McKay**, FB, 1989, 90,  
*Covington, La.*  
**Kevin McKee**, OG, 1982, *Shreveport, La.*  
**Willie McKeever**, DT, 1996  
*Shreveport, La.*  
**Jaedyn McKinstry**, WR, 2023  
*Fremont, Ohio*  
**Sherrod McKoin**, 1952, 53, 54, 55  
*Jones, La.*  
**Ken McLellan**, 1954, *Alexandria, La.*  
**Floyd McLeod**, 1931, 32  
**Stan McNair**, DT, 1979, 80, 81, 82  
*Plaquemine, La.*  
**Darrell McNeal**, WR, 2006, 07, 08, 09  
*Monroe, La.*  
**DeVontae McNeal**, RB, 2012, 13, 15  
*Quitman, Texas*  
**Rodney McNeal**, FS, 1997, *Monroe, La.*  
**Allen McNees**, 1937, 38

**Nathan Meadors, Jr.**, WR/RB, 2014, 16  
*Richardson, Texas*  
**Bo Meeks**, QB, 1995, 96, 97, *Ruston, La.*  
**Jacob Meeks**, K, 2018, 19  
*Grand Prairie, Texas*  
**Jimmy Meeks**, 1938  
**C. J. Melancon**, 1952, 53, 54, 55  
**Jerry Melton**, DB, 1988, *Ruston, La.*  
**Joe Merritt**, WR, 2003, 04, 05, 06  
*Oakdale, La.*  
**Roy Merritt**, 1956, 57  
**John Mesanko**, 1946  
**Joe Messaros**, 1953  
**Blair Michel**, OT, 1984, 85, 86, 87  
*Bastrop, La.*  
**Jay Mickle**, OG, 2023, 24, *Picayune, Miss.*  
**Bo Miles**, LB, 1993, 95, 96, *Haughton, La.*  
**John Miles**, LB, 1989, 90  
*Daytona Beach, Fla.*  
**Pete Miles**, RB, 1994, 95  
*Virginia Beach, Va.*  
**Mike Milholic**, 1939  
**Al Miller**, WR, 1966, 67, 68, 69  
*El Dorado, Ark.*  
**Carter Miller**, OL, 2024  
*Fort Worth, Texas*  
**Mark Miller**, LB, 2001, *Shreveport, La.*  
**Roger Miller**, PK, 1993, 94  
*Decatur, Texas*  
**Sam Miller**, DE, 2016, 17, 18, 19  
*Canton, Texas*  
**Tom Miller**, P, 1967, 68, 69, 70  
*Haynesville, La.*  
**Caymen Mills**, CB, 2022, *Green Run, Va.*  
**Vernon Mills**, RB/TE, 1976, 78, 79, 80  
*Baton Rouge, La.*  
**Billy Joe Milstead**, HB, 1951, 53  
**Keavon Milton**, TE, DE, 2009, 10, 11, 12  
*Canton, Texas*  
**Mike Milton**, NG, 1997, *Ethel, La.*  
**Justin Mink**, K, 1998, 99, 2000  
*Waxahachie, Texas*  
**Jim Minnis**, 1947  
**Vic Minor**, DB, 1976, 77, 78, 79  
*Shreveport, La.*  
**Tommy Minvielle**, RB, 1985, 86, 87  
*Lutcher, La.*  
**Chris Mire**, DB, 1976, 77, *Covington, La.*  
**Benny Mitchell**, WR, 1983, 84, 85, 86  
*Winnfield, La.*  
**Colby Mitchell**, C, 2012, 13, 14  
*Bartlesville, Okla.*  
**David Mitchell**, 1932  
**Henry Mitchell**, DB, 2010, 11, 12  
*Douglasville, Ga.*  
**Joe Mitchell**, R, 1973, *Monroe, La.*  
**Lynn Mitchell**, DB, 1964, 65, 66  
*Mansfield, La.*  
**Mike Mitchell**, RB, 1995, 96, 97, 99  
*West Monroe, La.*  
**Pat Mitchell**, DT, 1980, 81, 82  
*Shreveport, La.*  
**Vincent Mitchell**, WR, 2004, 05  
*Del Rey Beach, Fla.*  
**Jessaia Moala**, LB, 2023  
*Syracuse, Utah*  
**Ka'Ron Mohammed**, DE, 2002  
*Conway, Ark.*  
**Jermey Moll**, LB, 2005, 06, 07, 08  
*New Orleans, La.*  
**Keith Moncrief**, DB, 1969, 70  
*Monroe, La.*  
**Monty Moncrief**, OG, 1968, 69  
*Monroe, La.*

**Anthony Montgomery**, OL, 2010, 11  
*Adamsville, Ala.*  
**Jerry Montgomery**, DB, 1977, 78  
*Wesson, Miss.*  
**Charles Moody**, DB/LB, 1993, 95  
*Haughton, La.*  
**Rodney Moon**, LB, 1987, 88, 89, 90  
*Ore City, Texas*  
**Aaron Moore**, DT, 2007, 08, 09, 10  
*Ponchatoula, La.*  
**Braxton Moore**, LB, 2013, 14, 15  
*Normal, Ill.*  
**C. P. Moore**, 1945, 46, *Bastrop, La.*  
**Feotis Moore**, RB, 1979, 80, 81, 82  
*Monroe, La.*  
**James Moore**, 1959, *Warren, Ark.*  
**Kip Moore**, 1931  
**Marcus Moore**, DT, 2020, *The Colony, Texas*  
**Mark Moore**, DB, 1996, *Monroe, La.*  
**Mike Moore**, Mgr., 1971, 72  
*Medicine Lodge, Kan.*  
**Paul Moore**, 1931  
**Sammy Moore**, 1952, 53, 54, 55  
*Weeks Island, La.*  
**Travin Moore**, FS, 2001, 02, 03, 04  
*Abbeville, La.*  
**Colton Moorehead**, DL, 2015, 16  
*Tyler, Texas*  
**Aaron Morgan**, DE, 2006, 07, 08, 09  
*Amite, La.*  
**Greg Morris**, DT, 1997, *Delhi, La.*  
**Eli Morrison**, WR, 2023, *Pollock, La.*  
**Tony Morrison**, WR, 1977, 78, 79  
*Springhill, La.*  
**Bugs Mortimer**, WR, 2022, 23  
*Fort Lauderdale, Fla.*  
**Harry Morton**, 1938, 39  
**Frank Moseley**, 1934, 35, 36  
*Fordyce, Ark.*  
**Mark Moseley**, LB, 1981, 82, 83, 84  
*Ringgold, La.*  
**Albert Moses**, LB, 1977, 78  
*Natchitoches, La.*  
**Austin Moss**, LB, 2012, 13  
*Rockwall, Texas*  
**Glen Moten**, C, 1956, 57, *Holly Ridge, La.*  
**Cash Mouton**, CB, 2001, 02, 03, 04  
*Carencro, La.*  
**Kendall Mouton**, DT, 2006, 07  
*Arlington, Texas*  
**Ben Moyer**, C/OG, 2016, 17, 18  
*Garland, Texas*  
**Steve Mullis**, QB, 1971, 72  
*Mulberry, Fla.*  
**Aaron Munoz**, P, 2010, 11, *Pace, Fla.*  
**Al Murdock**, 1948, 49, 50, *Memphis, Tenn.*  
**Ernie Murphree**, 1947, 48, 49, 50  
*Baton Rouge, La.*  
**Ben Murphy**, LB, 2004, 05, 06, 07  
*Shreveport, La.*  
**Blake Murphy**, QB, 2023  
*Plantation, Fla.*  
**George Murphy**, LB, 1987, 88, 89, 90  
*Lafayette, La.*  
**Hugh Murphy**, OT, 1971, 72, 73, *Baker, La.*  
**Keith Murphy**, DE, 1973, 74  
*Glen Ridge, N.J.*  
**Pat Murphy**, LB, 1980, 81, 82  
*Monroe, La.*  
**Zach Murphy**, RB, 2020, *West Monroe, La.*  
**Dave Muse**, OG, 1985, 86, 87, 88  
*Lafayette, La.*  
**Javin Myers**, RB, 2018, 20  
*Baton Rouge, La.*

**Ronnie Myrick**, QB, 1961, 62, 63  
*Oak Grove, La.*

## -N-

**Dexter Naylor**, G, 1974, 75, *Rayville, La.*  
**Mike Needleman**, DT, 1978, 79  
*Fort Myers, Fla.*  
**Robert Nelson**, CB, 2009, 10  
*Suwanee, Ga.*  
**Chad Nerenberg**, LB, 1994, 95, 96  
*Alma, Ark.*  
**Brandon Nettles**, DE, 2019, 20, 21  
*Arlington, Texas*  
**Kyle Nevels**, TE, 2016, *Walker, La.*  
**Dan Nevils**, 1948, 50, *Baton Rouge, La.*  
**Robert Newman**, TE/FB, 1978, 79, 80  
*Baton Rouge, La.*  
**Isaiah Newsome**, RB/DB, 2009, 10, 11, 12, 13  
*Petal, Miss.*  
**Josh Newton**, CB, 2019, 21  
*Monroe, La.*  
**Ken Newton**, RB, 1961, 62, 63, *Delhi, La.*  
**William Newton**, 1941, *Sinton, Texas*  
**Jamie Ney**, Mgr., 1999  
**Mike Nichols**, WR, 1982, 83, *Shreveport, La.*  
**John Nicosla**, 1939, 40  
**Greg Niel**, DB, 1970, 71, *Lake Charles, La.*  
**Lynn Nix**, 1950, *Texarkana, Ark.*  
**Maurice Nix**, 1951, 52, *Oak Grove, La.*  
**Julian Nixon**, TE, 2024, *Atlanta, Ga.*  
**Dave Noble**, NT, 1990, 92  
*Bossier City, La.*  
**Johnny Nolan**, LB, 1962, *Shreveport, La.*  
**Ross Nolan**, OT, 1959, 60, 61, 62  
*Monroe, La.*  
**Ryan Norris**, DT, 2002, *Monroe, La.*  
**Charles Norman**, RB, 2020, 21, 22, 23, 24  
*West Monroe, La.*  
**Jody Norman**, DB, 1978, 79, 80, 81  
*Fort Worth, Texas*  
**Chris Nowels**, K, 1988,  
*Sulphur Springs, Texas*  
**Howdy Nugent**, 1955, *Alexandria, La.*

## -O-

**Dick Ochoa**, FB, 1948, *Laredo, Texas*  
**Ed Ochoa**, 1940, *Laredo, Texas*  
**John O'Connor**, QB, 1959, *Rayville, La.*  
**Tre Odom**, S, 2020, 21, 22  
*Lufkin, Texas*  
**Juwan Offray**, CB, 2016, 17,  
*New Orleans, La.*  
**Tay Ogletree**, DB, 2007, *Forsyth, Ga.*  
**Jordan Oliver**, CB, 2019, *Richmond, Texas*  
**Ken O'Neal**, 1955  
**Ra'shad Onezime**, S, 2023, 24  
*Lafayette, La.*  
**Kenny Ordeneaux**, OT, 2000, 01, 02, 03  
*Paulina, La.*  
**Alec Osborne**, TE, 2013, 14, 16  
*Geismar, La.*  
**Al Ott**, HB, 1960, 61, *Gretna, La.*  
**Matthew Oubre**, OL, 2014, *Dayton, Texas*  
**David Outley**, DB, 1983, *West Monroe, La.*  
**David Overturf**, Trainer, 1980, 81  
*Stuttgart, Ark.*  
**Johnny Owen**, LB, 1987, 88  
*Pine Bluff, Ark.*

## -P-

**Trent Page**, DT, 1984, 85  
*Longbranch, Texas*  
**Juan Parra**, OG, 2000, 01, *Mesa, Ariz.*  
**Bob Parker**, 1952, 53  
**Brett Parker**, Mgr., 2003, 04  
**Mark Parker**, OG, 1972, *Rayville, La.*

**Ty Parker**, WR, 1993, 94, 95  
*Crestview, Fla.*  
**Conner Parsons**, OG, 2019, 20, 21  
*Mansfield, Texas*  
**Alvin Paschal**, DT, 1992, 93, 94  
*Fort Pierce, Fla.*  
**Stan Passman**, 1944, 45, *Monroe, La.*  
**J.J. Patterson**, WR, 1996, 97  
*Vicksburg, Miss.*  
**Clyde Patton**, 1945, *Newport, Ark.*  
**David Paxton**, OG, 1983  
*Texarkana, Texas*  
**Chance Payne**, QB/LB, 2006, 07, 08  
*Jefferson City, Mo.*  
**Devone Payne**, RB, 1960, 61, 62  
*Monroe, La.*  
**Gerod Payne**, SS, 2003, *Junction City, Ark.*  
**Kevin Payne**, S/RB/P, 2003, 04, 05, 06  
*Junction City, Ark.*  
**Robert Charles Payne**, RB, 1962  
*Monroe, La.*  
**Norman Pearah**, T, 1958, *Crossett, Ark.*  
**Carey Pearson**, 1957, *Sicily Island, La.*  
**Danny Pearson**, OT, 1975, 76, *Delhi, La.*  
**Tony Peccon**, G, 1957, *Penn. Pa.*  
**Bob Pecue**, C, 1968, *Baton Rouge, La.*  
**Isaiah Pedack**, DL, 2023, *Dallas, Texas*  
**Craig Pederson**, TE, 1989, 90, 91, 92  
*Monroe, La.*  
**Doug Pederson**, QB, 1987, 88, 89, 90  
*Monroe, La.*  
**Josh Pederson**, TE, 2017, 18, 19, 20  
*Moorestown, N.J.*  
**Rex Pensinger**, 1948, 49, 50, 51  
*Dallas, Texas*  
**Doyle Penton**, 1947, 48, *Waverly, Texas*  
**Luther Peoples**, DB, 1998, *Dallas, Texas*  
**Nicky Pere**, LB, 1967, 68, 69, *Larose, La.*  
**James Perkins**, DE, 2021, 22  
*Monroe, La.*  
**Tre' Perrier**, WR, 2013, 15, 16  
*Kenner, La.*  
**G. Perry**, 1938  
**Rob Perry**, LB, 1980, 81, 82, 83  
*Monroe, La.*  
**Tommy Perry**, Mgr., 1962, 63  
*Shreveport, La.*  
**James Perry**, 1945, *Bastrop, La.*  
**Corey Perkins**, WR, 1989, 90, 91, 92  
*Lake Charles, La.*  
**William Perkins**, 1941, *Clarks, La.*  
**Roy Peters**, DT, 1969, 70, 71, 72  
*Crowville, La.*  
**Chad Peterson**, TE, 1984, 85  
*New Iberia, La.*  
**Daniel Peterson**, TE/QB, 1999, 2000  
*Winnfield, La.*  
**Otis Peterson**, CB, 2010, 12  
*Belle Chasse, La.*  
**Louis Phelps**, 1949, 50, 51, *Dallas, Texas*  
**Raymond Philyaw**, QB, 1993, 94, 95, 96  
*Shreveport, La.*  
**Isaiah Phillips**, RB, 2019, 20, 21, 22  
*Lufkin, Texas*  
**John Phillips**, DT, 1991, 92  
*Tupelo, Miss.*  
**Todd Phillips**, SN, 2014, 15  
*Huntington Beach, Calif.*  
**Ron Phenix**, DE, 1999, 2000, *Monroe, La.*  
**Walter Phythian**, QB, 1985, 86, 87, 88  
*Opelousas, La.*  
**Mark Pickett**, TE, 1974, 75, 76, 77  
*Ashdown, Ark.*  
**Larry Pink**, OT, 1998, 99, 2000, 02  
*Duncanville, Texas*

**Dennis Piper**, C, 1979, *Baker, La.*  
**Lenzy Pipkins**, DB, 2013, 14, 15  
*Mansfield, Texas*  
**Carl Pitre**, FB, 1967, 68, 69, 70  
*Galliano, La.*  
**Bill Pitman**, 1936, 37, 38, *Wynne, Ark.*  
**Randy Pitman**, C, 1988, *Lafayette, La.*  
**Shane Pittard**, OL, 1996, 97, 98, 99  
*West Monroe, La.*  
**Tim Player**, RB, 1984, *Plain Dealing, La.*  
**Chester Pleasant**, DE, 1971, 72, 73, 74  
*Clayton, La.*  
**Ed Plonsky**, RB, 1949, 50, 51  
*Bovered, Pa.*  
**Damon Poage**, LB, 1993, 94  
*Rock Hill, S.C.*  
**Kevin Pointer**, DL, 2020, *Jonesboro, Ark.*  
**Charles Poisso**, LB, 1969, 70, 71, 72  
*Winnfield, La.*  
**Randy Poisso**, RB, 1972, *Winnfield, La.*  
**Cecil Pollack**, DL, 2006, *Franklin, N.C.*  
**Ray Pommier**, RB, 1963, *Crowley, La.*  
**Gene Ponti**, OL, 1978, 79  
*Baton Rouge, La.*  
**Ken Poole**, DT, 1978, 79, 80  
*Hermitage, Ark.*  
**Jason Pope**, LB/P, 1993, 94, 95, 96  
*Bossier City, La.*  
**Hiram Porter**, DB, 1986, 87, 88, 89  
*Hammond, La.*  
**J. Porter**, 1938, 39  
**Jared Porter**, P/K, 2018, 19, 20  
*Redlands, Calif.*  
**Mike Porter**, OG, 1983, 84, 85, 86  
*Longview, Texas*  
**Roosevelt Potts**, RB, 1990, 91, 92  
*Rayville, La.*  
**Henry Powell**, RB, 1987, 88, 89  
*Ponchatoula, La.*  
**Jim Powell**, OT, 1967, 68, 69, 70  
*Lafayette, La.*  
**Mack Powell**, FB, 1954, 55, 56, 57  
*Monroe, La.*  
**Darius Prelow**, DB, 2008, 09, 10, 11  
*Shreveport, La.*  
**Shane Price**, OL, 1994, 95, 96, 97  
*White Castle, La.*  
**Gerald Prince**, WR, 1972, 73, 74, 75  
*Gibson, La.*  
**Danny Pringle**, DE 1978, 79  
*Gulfport, Miss.*  
**Pryor**, 1934  
**Ronnie Procell**, LB, 1971, *Shreveport, La.*  
**Joe Profit**, RB, 1967, 68, 69, 70  
*Monroe, La.*  
**Sam Pruet**, Mgr., 2017, *Prairieville, La.*  
**Leo Pruneda**, OT, 2001, 02  
*Houston, Texas*  
**Billy Pullen**, OLB, 2024  
*Kaufman, Texas*  
**Jack Pyle**, 1946

## -Q-

**Chris Qualls**, P, 2015, *Searcy, Ark.*  
**Terrence Quarles**, RB/DB, 1988, 89, 90  
*Minden, La.*  
**James Quessenberry**, 1941, *Wynne, Ark.*  
**Nolan Quinlan**, TE, 2022, 23  
*Westhampton Beach, N.Y.*  
**Drouzon Quiullen**, WR, 2002, 04, 05  
*New Orleans, La.*

## -R-

**M.J. Rachel**, DB, 2005, *Slidell, La.*  
**Willie Ragan**, RB, 1960, 61, 62, 63  
*Monroe, La.*

**Larry Rambin**, G, 1960, 61, 62  
*Shreveport, La.*  
**Derron Ramseur**, CB, 1995  
*Maiden, N.C.*  
**Noach Ramsey**, C, 2017, *Dalton, Ga.*  
**Bob Randall**, QB, 1957, 58, 59  
*Fontana, Calif.*  
**Jackson Randle**, DL, 2015, *Lufkin, Texas*  
**Travor Randle**, OLB, 2023, 24  
*Greenwood, Miss.*  
**Charles Randolph**, TE, 1993, 94, 95  
*New Orleans, La.*  
**Lawrence Randolph**, OT, 1986, 87  
*New Orleans, La.*  
**Zach Rasmussen**, TE, 2020, 21, 22  
*Anna, Texas*  
**Rocky Rawls**, RB, 1975, *Oak Grove, La.*  
**Bryce Ray**, S, 2013, 14, *Shreveport, La.*  
**Lloyd Ray**, QB, 1949, 50, 51, 52  
*Seminole, Okla.*  
**Brandon Raye**, C, 1999  
*Duncanville, Texas*  
**Levy Redden**, HB, 1959, 60  
*Farmerville, La.*  
**Walter Reed**, 1953, *Monroe, La.*  
**Chad Reeder**, OT, 1994, 95, 96, 97  
*Sarepta, La.*  
**Tikey Reese**, DL, 2022, *Monroe, La.*  
**Terry Reeves**, HB, 1957, 58, 59, 60  
*Monroe, La.*  
**Steve Regan**, WR, 1963, *Shreveport, La.*  
**Chase Regian**, OT, 2014, 15  
*Rockwall, Texas*  
**Steve Reich**, DT, 1979, 81  
*Fort Lauderdale, Fla.*  
**Terry Reisig**, QB, 1967, 68, *Wichita, Kan.*  
**Ron Reliford**, LB, 1978, 79, 80, 81  
*Haughton, La.*  
**Mitch Renfro**, WR, 1980, 81  
*Fort Worth, Texas*  
**Trey Revell**, QB, 2007, 08, 09  
*Havana, Fla.*  
**Korian Reynaud**, S, 2017, 18, 19  
*St. Rose, La.*  
**Bobby Reynolds**, C, 2016, 17, 18, 19  
*Keller, Texas*  
**Don Reynolds**, RB, 1956, 57, *Dermott, Ark.*  
**Everett Reynolds**, QB, 1955, 57, 58  
*Lewisville, Texas*  
**Reynolds**, 1934  
**James Reynolds**, DB, 1984  
*Centerville, La.*  
**Edward Rhodes**, 1941, *Farmerville, La.*  
**Sid Rhodes**, WR/DB, 1971, 73  
*Ruston, La.*  
**Zach Rhodes**, QB, 2010  
*New Braunfels, Texas*  
**Alan Ricard**, FB, 1996, 97, 98, *Amite, La.*  
**Damien Richard**, SS, 2001, 02, 03, 04  
*Norco, La.*  
**Henry "Cisco" Richard**, RB, 1987, 88, 89  
*Jennings, La.*  
**Travis Richards**, HB, 1957, *Delhi, La.*  
**Curtis Richardson**, DT, 1985, 86, 87, 88  
*Mansfield, La.*  
**Felix Richardson**, DT, 1996, 97  
*Burton, S.C.*  
**Glenn Richardson**, LB, 1972, 73, 74, 75  
*Mesquite, Texas*  
**Allen Richert**, OT, 1966, *Jennings, La.*  
**Jordyn Riley**, S, 2021, 22, *Citra, Fla.*  
**Darren Rimmer**, NT, 1989, 90, 91, 92  
*Shreveport, La.*  
**Ben Risenhoover**, OL, 2011, 12, 13, 14  
*Jenks, Okla.*

**Jay Rivers**, DB, 1977, *Monroe, La.*  
**Kadyn Roach**, RB, 2020, 21  
*Magnolia, Ark.*  
**E. C. Roark**, 1954, *West Monroe, La.*  
**Darwin Roberts**, LB, 1998, 2001, 02  
*Hamburg, Ark.*  
**Dave Roberts**, FB-WR, 1993, *Monroe, La.*  
**Dayonte Roberts**, DL, 2020, *Cabot, Ark.*  
**Jacoby Roberts**, DB, 1998  
*Fort Worth, Texas*  
**Jason Roberts**, DB, 1996, 97, *Ruston, La.*  
**Jim Roberts**, 1951, 52, 53  
*Charleston, Mo.*  
**Justin Roberts**, OL, 2008, 09, 10, 11  
*Mount Pleasant, Texas*  
**Nick Roberts**, S, 2021  
*Jacksonville, Fla.*  
**Steve Roberts**, OT, 1980, *Alexandria, La.*  
**Mike Robertson**, P, 1975, 76  
*Shreveport, La.*  
**Bob Robinson**, 1945, 46  
**Cedric Robinson**, CB, 1997, 98, 99, 2000  
*Baton Rouge, La.*  
**Cody Robinson**, LB, 2012, 13, 14, 15  
*Des Arc, Ark.*  
**Dewayne Robinson**, RB, 1980, 81, 82  
*Mangham, La.*  
**Dickie Robinson**, OT, 1969, *Pineville, La.*  
**Greg Robinson**, RB, 1991, 92  
*Grenada, Miss.*  
**LeKeith Robinson**, LB, 2001, 02, 03  
*Destrehan, La.*  
**Kristopher Robinson**, DB, 2024  
*Jackson, Miss.*  
**Otis Robinson**, LB, 1998, 99, 2000, 01  
*Monroe, La.*  
**Isiah Rodgers**, S, 2022  
*Longview, Texas*  
**Darius Rodrigue**, WR, 2017, 18  
*New Orleans, La.*  
**Rhett Rodriguez**, QB, 2021  
*Tucson, Ariz.*  
**"Red" Rodwig**, 1942, *Williamsburg, Va.*  
**Chandler Rogers**, QB, 2021, 22  
*Mansfield, Texas*  
**Charles Rogers**, 1955, *West Monroe, La.*  
**Charles Rogers**, OT, 1964, 65, 66, 67  
*Baton Rouge, La.*  
**Kenny Rogers**, OG/OT, 1979, 80  
*Shreveport, La.*  
**Charles Rohner**, DE, 1965, 66, 67  
*Baton Rouge, La.*  
**Tag Rome**, WR, 1980, 81, 82, 83  
*Jonesboro, La.*  
**Neil Roney**, DB, 1983, 84, 85, 86  
*Carson, Texas*  
**Ricky Roth**, OG, 1992, *Seminole, Fla.*  
**Danny Roussel**, TE, 1969, 70, 71, 72  
*Destrehan, La.*  
**Ernie Roussel**, OG, 1969, 70, 71, 72  
*Lutcher, La.*  
**Holenn Roussel**, LB, 1976, 77, 78, 79  
*Baton Rouge, La.*  
**Kerry Roussel**, K, 1982, *Baton Rouge, La.*  
**Ryan Roussel**, LB, 2004, 05, 06  
*Lutcher, La.*  
**Wayne Roussel**, DE, 1973, 74  
*Destrehan, La.*  
**Jack Rozelle**, Mgr., 1980, *Keithville, La.*  
**Jack Rozek**, OL, 1998, 99, *Tyler, Texas*  
**Thomas Rucker**, RB, 1993  
*Denison, Texas*  
**Keith Rufus**, TE, 1984, 85, 86  
*Magnolia, Ark.*

**Marcus Rule Jr.**, CB, 2022  
*Tunica, Miss.*  
**W. A. Rush**, RB, 1949, 50, 51  
**Luke Russell**, WR, 2010, *Ponder, Texas*  
**Makenzie Ryan**, SP, 2024  
*Kyabram, Australia*  
**Don Ryder**, DB, 1968, 69, 70  
*Garnerville, N.Y.*  
**Larry Ryder**, 1957, *Bastrop, La.*

**-S-**

**E. Saliba**, 1938  
**Gordon Salsman**, RB, 1961, 62  
*Lewisville, La.*  
**Corey Sampson**, CB, 1995  
*Walla Walla, Wash.*  
**Tommy Sands**, 1941, 42, 43, *Lexa, Ark.*  
**Ricky Sanders**, LB, 1979, 80, 81, 82  
*West Monroe, La.*  
**Tracy Sanders**, Trainer, 1980  
*Monroe, La.*  
**Zarrell Sanders**, WR, 2010  
*Shreveport, La.*  
**Billy Sanford**, 1945, *West Monroe, La.*  
**Carl Sansone**, Mgr., 1999  
**LaGregory Sapp**, WR, 2005, 06, 07, 09  
*Monroe, La.*  
**Bill Sartin**, K, 1971, *Tylertown, Miss.*  
**Jeff Savage**, OG/C, 2015, 16  
*Smackover, Ark.*  
**Joquarius Savage**, OT, 2017, 18  
*Monroe, La.*  
**Stephen Saywahn**, DB, 2024  
*Des Moines, Iowa*  
**Greg Schaff**, FB, 1975, 76, 77, 78  
*Metairie, La.*  
**T. Scharf**, 1938  
**Bobby Scaffidel**, RB, 1964, 65, 66, 67  
*Chalmette, La.*  
**Bill Scanlon**, C, 1973, *Jackson, Miss.*  
**Bobby Scelfo**, RB, 1971, 72  
*New Iberia, La.*  
**Chris Scelfo**, C, 1983, 84, 85  
*New Iberia, La.*  
**Harley Scioneaux**, TE, 2012, 13, 14, 15  
*Reserve, La.*  
**Martin Scheve**, Mgr., 1971, 72  
*Baton Rouge, La.*  
**Johnny Schmidt**, 1951, 52, *Delhi, La.*  
**Bill Schuelie**, DE, 1980, 81  
*Willingboro, N.J.*  
**Jason Schule**, FB, 2002, 03, 04, 05  
*Chalmette, La.*  
**Aaron Schutz**, OL, 2005, 06, 07, 08  
*Fort Worth, Texas*  
**Bob Scogin**, 1954, 55, *Monroe, La.*  
**Edward Scott**, DB, 1990, *Miami, Fla.*  
**Brent Scott**, QB, 1994, *Bristow, Okla.*  
**Bernie Seafort**, 1945  
**Quintez Secka**, DB, 2005, 07  
*Wichita, Kan.*  
**Larone Secrease**, OT, 1985  
*Sterlington, La.*  
**Lance Seffens**, Mgr., 2003, 04  
**John Semago**, 1937, 38, *Duquesne, Pa.*  
**Maurice Seneca**, C/OT, 1993, 94, 95  
*Baldwin, La.*  
**Larry Shappley**, OL, 2005, 06, 07, 08  
*West Monroe, La.*  
**Larance Shaw**, DL, 2018, 19  
*Fort Worth, Texas*  
**Ty Shelby**, DL, 2017, 18, 19, 20, 21  
*Houston, Texas*  
**Frank Shelvin II**, DB, 1985, 86, 88, 89  
*Lafayette, La.*  
**Jason Shepherd**, DT, 1998, *Houston, Texas*

**Matt Shepherd**, DT, 1989, 90, 91, 92  
*Monroe, La.*  
**Mike Shepherd**, T, 1965, 66  
*West Monroe, La.*  
**Mike Shepherd**, OT, 1973, 74, 75, 76  
*Lake Providence, La.*  
**Nelson Shepherd**, OT, 1978, 79  
*Lake Providence, La.*  
**Bookie Shilcutt**, QB, 1963, 64  
*Shreveport, La.*  
**Alnecco Shine**, DE, 2002, 03, 04, 05  
*Jonesboro, La.*  
**D. Short**, 1938, 39  
**Harvey Short**, 1941, *Allen, Miss.*  
**Tristan Shorter**, OLB, 2024  
*Oxford, Miss.*  
**Melvin Shows**, QB, 1965, 66, *Ruston, La.*  
**David Shrader**, K, 1974, 75, 76, 77  
*Monroe, La.*  
**Butch Shuman**, LB, 1966, 67, 68  
*Lafayette, La.*  
**Stanley Sibille**, Mgr., 1980  
*Youngsville, La.*  
**E. J. Sievers**, 1951, *Monroe, La.*  
**Guy Sievers**, 1937, 40  
**Oland Silk**, RB, 1946, 47, *Rayville, La.*  
**Nicolas Silva**, OL, 2005, 06  
*Norwalk, Calif.*  
**Ben Simmons**, K, 1981, 82  
*Houston, Texas*  
**Lonnie Simmons**, RB, 1983  
*Fort Worth, Texas*  
**Warren Simmons**, DT, 1975, 76, 77, 78  
*New Orleans, La.*  
**Charles Simon**, DB, 1973, *Norco, La.*  
**Keith Sims**, DB, 1980, 81, 82, *Ruston, La.*  
**La'Garrius Sims**, OLB, 2024  
*Mobile, Ala.*  
**Zack Sims**, OG, 2001, 02, *Hernando, Miss.*  
**B. Singleton**, 1938, 39  
**Travis Singleton**, DB, 1996, 97, 98, 99  
*Cocoa, Fla.*  
**Cecil Sinclair**, 1941, 42, 46  
*Sterlington, La.*  
**Glen Sins**, TE, 2003, *Metairie, La.*  
**Cortez Sisco Jr.**, LB, 2016, 17, 18, 19  
*Memphis, Tenn.*  
**Jeremy Sisk**, Mgr., 2017, *Monroe, La.*  
**Bill Skinner**, 1947  
**Robert Skinner**, DT, 1992, 93  
*Ferriday, La.*  
**Darrell Slater**, DB, 1982, 83, 84  
*Shreveport, La.*  
**Johnny Slaughter**, DE, 1982, 83, 84  
*Shreveport, La.*  
**Brant Sloan**, OG/C, 1991, 92, *Harvey, La.*  
**Amos Smelser**, 1931, *Monroe, La.*  
**Bedford Smith**, 1941, 42, *Little Rock, Ark.*  
**Bo Dick Smith**, E, 1961, *Bernice, La.*  
**Bob Smith**, 1951  
**Chris Smith**, RB, 2024, *New Orleans, La.*  
**Cordero Smith**, S, 2011, 12, 13, 14  
*Garland, Texas*  
**Dalton Smith**, 1954, 55, *Natchez, Miss.*  
**David Smith**, WR, 1995, *Slidell, La.*  
**Devon Smith**, OL, 2024, *Biloxi, Miss.*  
**Don Smith**, QB, 1971, 72, *Bogalusa, La.*  
**Duncan Smith**, 1944, *Monroe, La.*  
**Eric Smith**, TE, 1987, 88, *Little Rock, Ark.*  
**Ernest Smith**, DB, 1982, 83, 84,  
*Sicily Island, La.*  
**Eugene Smith**, 1949, 50, 51, *Monroe, La.*  
**Floyd Smith**, WR, 2001, 02, 03, 04  
*LaPlace, La.*

**Garrett Smith**, QB, 2015, 16, 17  
*Spring Branch, Texas*  
**Guy Smith**, WR, 2006, *Oak Grove, La.*  
**Hugh Smith**, C, 1946, 47, *Monroe, La.*  
**Hunter Smith**, LB, 2018, 19, 20, 22, 23  
*St. Francisville, La.*  
**James Smith**, DE, 2022, 23, 24  
*Virginia Beach, Va.*  
**Joe Paul Smith**, TE, 1988, *Bastrop, La.*  
**Johnny Smith**, 1955  
**Lloyd Ray Smith**, RB, 1953, 57, 58  
*Bastrop, La.*  
**Markell Smith**, OG, 2023, *Biloxi, Miss.*  
**Michael Smith**, DE, 1986, 87, 88  
*Smithfield, Texas*  
**Mike Smith**, DB, 1972, 73, *Bastrop, La.*  
**Ozarrio Smith**, RB, 2024  
*Brandon, Miss.*  
**Robert Smith**, OT/DT, 1993, 94, 95  
*East Chicago, Ind.*  
**Roy Smith**, 1939  
**Sherrel Smith**, WR, 1962, 63  
*Springhill, La.*  
**Terry Smith**, DB, 1974, 75, 76  
*Memphis, Tenn.*  
**Theo Smith**, LB, 2007, 08, 09, 10  
*New Orleans, La.*  
**Don Smothers**, 1955  
**Andy Snelling**, Mgr., 1977, 78  
*Shreveport, La.*  
**Jake Snyder**, OL, 2015, *Wynne, Ark.*  
**Kenard Snyder**, DE, 2022, 23  
*Vero Beach, Fla.*  
**Maurice, Sonnier**, LB, 2000, 01, 02, 03  
*Port Barre, La.*  
**Hubert Sorey**, 1931  
**Greg Soulis**, DT, 1983, *Minden, La.*  
**Guinn Sowell**, OT, 1981, 82, 83  
*Elkhart, Texas*  
**Adam Sparks**, CB, 2021, *Baton Rouge, La.*  
**Daniel Sparks**, P/K, 2020, *Gadsden, Ala.*  
**Jared Sparks**, WR, 2021  
*Baton Rouge, La.*  
**Jim Sparks**, DB, 1983, *Monroe, La.*  
**Elvin Spears**, RB, 1980, 81, 82  
*Monroe, La.*  
**Chris Spencer**, TE, 96, 97, 98, 99  
*Monticello, Ark.*  
**Irving Spikes**, RB, 1993  
*Ocean Springs, Miss.*  
**Henry Spillar**, 1934, 35, 36  
*Lake Charles, La.*  
**Sloan Spiller**, TE, 2017, 18, *Katy, Texas*  
**Robert Spondike**, G, 1958, *Sharon, Pa.*  
**Luke Stagg**, K, 2023, 24  
*West Monroe, La.*  
**Otis Stamps**, DB, 2008, 09  
*Vicksburg, Miss.*  
**Lance Stanhill**, C, 1976, 77, 78, 79  
*Houston, Texas*  
**Kerry Starks**, DE, 2017, 18, 19  
*Marrero, La.*  
**Stanley Starr**, C, 1962, 63  
*Winter Garden, Fla.*  
**C. W. Statum**, 1955, *Monroe, La.*  
**Kevin Steed**, TE, 2010, 11, 12, 13  
*Lithia Springs, Ga.*  
**Jeff Steele**, RB/WR, 1986, 87, 88  
*Leesville, La.*  
**Reese Steele**, OL, 2024  
*Des Moines, Iowa*  
**Joel Stelly**, P/K, 2002, 03, 04, 05  
*Cecilia, La.*  
**Corey Stephens**, TE, 1996, *Little Rock, Ark.*

**Erick Stephens**, DE, 1970, 71, 72, 73  
*Baton Rouge, La.*  
**Alex Stewart**, RB, 1973, 74, 75  
*Franklin, La.*  
**Kevin Stevenson**, WR, 1997, 98, 99, 2000  
*Shreveport, La.*  
**James Stewart**, 1931, 32  
*Picayune, Miss.*  
**JD Stewart**, OLB, 2024  
*Greenwood, Miss.*  
**Evan Stone**, Mgr., 2017, *Monroe, La.*  
**Stewart Stover**, FB-LB, 1958, 59  
*Seminole, Okla.*  
**Steve Stickell**, DB, 1986, *Pineville, La.*  
**Jesse Stinson**, DE, 1985, 86  
*Shreveport, La.*  
**Chris Stortz**, OT, 1993, 94, *New Orleans, La.*  
**Andrew Stout**, OL, 2008, 09, 10  
*West Monroe, La.*  
**Ray Stovall**, LB, 2010, 12, 13, 14  
*Tulsa, Okla.*  
**Si Stovall**, TE, 2024, *Corinth, Texas*  
**Corey Straughter**, CB, 2017, 18, 19, 20  
*Monroe, La.*  
**Roosevelt Straughter**, DB, 1980, 81, 82  
*Mangham, La.*  
**Gary Strawhun**, DE, 1967, 68, 70  
*Baton Rouge, La.*  
**Aaron Stringfellow**, WR, 2006  
*Monroe, La.*  
**Don Stroder**, RB, 1970, 71, 72  
*Sulphur, La.*  
**Doug Stroud**, OL, 2008, 09, *Shreveport, La.*  
**James Sturdivant**, OG, 1973, 74  
*Gloster, Miss.*  
**Patrick Sturgeon**, DL, 2006, 07  
*Conroe, Texas*  
**Mike Suggs**, WR, 1984, 85  
*Shreveport, La.*  
**Colby Suits**, QB, 2019, 20, 21  
*Forney, Texas*  
**Nate Sullivan Jr.**, TE, 2024  
*Omaha, Neb.*  
**Mark Summerville**, DE, 1975  
*West Monroe, La.*  
**Ronnie Sumter**, DT, 1963, 64, 65, 66  
*Shreveport, La.*  
**Sutherland**, 1934  
**Calum Sutherland**, K, 2021, 22  
*Keller, Texas*  
**Frank Sutton Jr.**, OL, 2014, 15, 16, 17  
*Jackson, Miss.*  
**Sammy Swancy**, WR, 2001, 02  
*Monroe, La.*  
**Joe Neal Swanger**, 1940, 41  
*Texarkana, Ark.*  
**David "Bo" Swilley**, OT, 1983, 84, 85, 86  
*Ferriday, La.*  
**Howard Swindler**, RB, 1966, 67, 68  
*Cottonport, La.*  
**Keilos Swinney**, S, 2019, 20, 21  
*Benton, Miss.*  
**Demond Sylvas**, DB, 1994, *Slidell, La.*  
**Tirrell Sylvas**, DB, 1994, 95, 97  
*Slidell, La.*

**-T-**  
**Curtis Tademey**, DT, 1993, *Colfax, La.*  
**Rob Tallent**, PK, 1989, 90, 91, 92  
*Carrollton, Ga.*  
**Bob Tatum**, T, 1958, 59, 60, 61, *Halls, Tenn.*  
**Chandler Tatum**, C/FB, 1989, 90, 91, 92  
*Zachary, La.*  
**Allen Taylor**, QB, 1969, 70, 71  
*Monroe, La.*

**Brian Taylor**, FS, 1995, 96, 97, 98  
*Shreveport, La.*  
**"Dub" Taylor**, 1939, 40  
**Hugh Taylor**, E, 1942, *Wynne, Ark.*  
**Ralph Taylor**, 1939  
**Raymond Taylor**, OG, 1964, 65  
*Franklin, La.*  
**Tim Taylor**, WR, DB, 2008, 09, 10, 11  
*Opelousas, La.*  
**Ben Teekell**, K, 1967, 68, 69, 70  
*Sarasota, Fla.*  
**Floyd Temple**, 1944, 45, *Rayville, La.*  
**Chad Terral**, 1992, 93, *Hammond, La.*  
**Wylan Terrell**, LB, 1994, 95  
*Muskogee, Okla.*  
**Ralph Terry**, 1940  
**Madison Tharp**, SN, 2010, 11, 12, 13  
*Albertville, La.*  
**Derek Thiel**, LB, 1991, *Troy, Mich.*  
**Cary Thierry**, RB, 1984, 85  
*New Orleans, La.*  
**Brian Thlang**, OL, 2015, 16  
*Palestine, Texas*  
**Alton Thomas**, RB/DB, 1963, 64, 65, 66  
*Shreveport, La.*  
**Caleb Thomas**, DT, 2021, 22  
*Mansfield, Texas*  
**Diontre Thomas**, DL, 2013, 14  
*Denton, Texas*  
**Eastwood Thomas**, OT, 2016, 17, 18, 19  
*Jackson, Ala.*  
**Edwin Thomas**, RB, 1959, 60  
*Webb, Miss.*  
**Josh Thomas**, LB, 2006, 07, 08, 09  
*Port Barre, La.*  
**Keith Thomas**, RB, 1998, 2000, 01, 02  
*Newellton, La.*  
**Louis Thomas**, S, 2003, *Morrero, La.*  
**Pete Thomas**, QB, 2014, *El Cajon, Calif.*  
**Tralon Thomas**, LB, 2019, 20, 21, 22  
*Ville Platte, La.*  
**Trey Thomas**, DL, 1999, *Cumming, Ga.*  
**Brett Thompson**, OL, 2006, 07, 08, 09  
*Sachse, Texas*  
**Harold Thompson**, LB, 1976, 77, 78, 79  
*Monroe, La.*  
**John Thompson**, DE, 2001, 02  
*Abbeville, La.*  
**Josh Thompson**, DB, 2005, 06, 07, 08  
*Lafayette, La.*  
**Robert Thompson**, DT, 1989, 90  
*Mamou, La.*  
**Wesley Thompson**, S, 2015, 16, 17, 18  
*Tyler, Texas*  
**Delmas Thorne**, T, 1959, 60  
*Walters, Okla.*  
**Ken Thornhill**, HB, 1960, 61, 62  
*Wisner, La.*  
**Joe Thraikill**, HB, 1959, 62  
*Ardmore, Okla.*  
**Jerry Thurman**, DB, 1981, 82  
*New Iberia, La.*  
**Leo Ticheli**, 1932, 33, *Monroe, La.*  
**Jerry Tillery**, DB, 1987, *Mangham, La.*  
**John Tilmon**, DT, 1989, 90, 91  
*Queen City, Texas*  
**Tinsley**, 1934, 35  
**D. Tipton**, 1938  
**Bud Tolbert**, WR, 2023  
*Water Valley, Miss.*  
**Wallace Toomer**, LB/DE, 1991, 92  
*Miami, Fla.*  
**Dakota Torbert**, OG, 2019, 20, *St. Rose, La.*  
**Nick Torres**, LB, 2022, 23, 24  
*Port Charlotte, Fla.*

**Bubba Touns**, K, 1979, 80  
*Pascagoula, Miss.*  
**Aaron Townsend**, S, 2015, 16  
*Fort Worth, Texas*  
**Joey Trappey**, WR, 2002, 03, 04, 05  
*New Iberia, La.*  
**Nic Trappey**, Mgr., 2004, 05  
*New Iberia, La.*  
**Mike Traxler**, C, 1989, *West Monroe, La.*  
**C.W. Traylor**, RB, 1937, 38, *Columbia, La.*  
**John "Bud" Traylor**, DE, 1944, *Columbia, La.*  
**Joseph Treadwell**, OL, 2011, 12, 13, 14  
*Pine Bluff, Ark.*  
**Trichel**, 1934  
**Jack Trimble**, E, 1963, *Monroe, La.*  
**Warren Trimble**, DE, 1975, 76, 77  
*Tallulah, La.*  
**B.J. Triplett**, DB, 1979, 80, *Semmes, Ala.*  
**Kevin Tripode**, Mgr., 1998, 99  
**Bill Trotter**, DT, 1973, *Blytheville, Ark.*  
**James Truxillo**, S, 2006, 07, 08, 09  
*Jefferson, La.*  
**Scott Tubbs**, LB, 1985, 86, 87, 88  
*Bastrop, La.*  
**Caleb Tucker**, DE, 2015, 16, 17  
*Monroe, La.*  
**Alfred Turner**, 1931  
**Collin Turner**, S, 2017, 18  
*Arlington, Texas*  
**James Turner**, 1946, *Wisner, La.*  
**J.D. Turner**, WR, 2000, 01, *Vivian, La.*  
**John Turner**, DB, 2007, *Greenwood, Miss.*  
**Marlon Turner**, LB, 1995, 96, 97, 98  
*Seattle, Wash.*  
**Mike Turner**, DB, 1982, 83, 84, 85  
*Plain Dealing, La.*  
**Mike Turner**, DE, 1996, 97, 98, 99  
*Bastrop, La.*  
**RJ Turner**, WR, 2016, 17, 18  
*Natchitoches, La.*  
**Billy Tyler**, 1946, *Taft, Calif.*  
**Joe Bob Tyler**, G, 1942  
*Burkburnett, Texas*  
**Willie Tyler**, OT, 2021, *Racine, Wisc.*  
**Jacob Tyson**, DL, 2014, 15  
*West Monroe, La.*

**-U-**

**Aubrey Underhill**, NT, 1999  
*Haughton, La.*  
**Alan Underwood**, Mgr., 1980  
*Bossier City, La.*  
**Rick Upshaw**, DE, 1984, 85, 86, 87  
*Nacogdoches, Texas*  
**Khairi Usher**, DB, 2009, 10, 11, 12  
*Meridian, Miss.*

**-V-**  
**Mark Valentine**, DT, 1975, 76, 77, 78  
*Fort Walton Beach, Fla.*  
**Bernie Van**, 1945, *Monroe, La.*  
**Floyd Van**, 1945, *Monroe, La.*  
**John Van**, DT, 1997, *Monroe, La.*  
**Bobby Van Buren**, RB, 1987, 88, 89, 90  
*Woodville, Miss.*  
**Brynden Vance**, S, 2015  
*Bossier City, La.*  
**Austin Vaughn**, RB, 2016, 17, 18, 19  
*Alexandria, La.*  
**Roland Veal**, S, 2010, 12, 13, 14  
*Houston, Texas*  
**Jaylen Veasley**, DL, 2016, 17, 18, 19  
*Rockwall, Texas*  
**Jerry Vega**, DE, 1966, 67, 68, 69  
*Cut Off, La.*

**Nick Velchoff**, 1945  
**Kent Venable**, 1956  
**Mike Vercher**, OG, 1971, 72  
*Pineville, La.*  
**Tony Veronda**, HB, 1936, 37  
*Beverly Hills, Calif.*  
**John Vice**, DE, 1974, 75, *Houma, La.*  
**Andre Vige**, QB, 1998, 99, 2000, 01  
*Eunice, La.*  
**Car'lin Vigers**, CB, 2022, 23, 24  
*Eunice, La.*  
**Mack Vincent**, WR, 2000, 01, 02, 03  
*Marrero, La.*  
**Pete Vincent**, QB, 1960, 62  
*Indianola, Miss.*  
**Don Vining**, 1948  
**Jalen Vinson**, DB, 2022, 23, 24  
*Red Bay, Ala.*  
**Curtis Viscardis**, Mgr., 1962, 63  
*Oakdale, La.*  
**Andrew Volmar**, CB, 2023, *Miami, Fla.*  
**Paul Von Diezelski**, C, 1971  
*Monroe, La.*

**-W-**  
**Aubrey Wade**, RB, 1955, 56  
**Josh Wade**, OT, 2000, 01, 02, 04  
*Flower Mound, Texas*  
**Trequeerious Wadley**, S, 2016  
*Monroe, La.*  
**Hayden Wadsworth**, C, 2001, 02, 03, 04  
*Natchez, Miss.*  
**Bobby Walker**, 1955, *Rayville, La.*  
**Craig Walker**, P, 2019, *Jena, La.*  
**E.L. Walker**, HB, 1936, 37, 38  
*Waldron, Ark.*  
**Jeff Walker**, DE, 1976, 77, 78  
*Sulphur, La.*  
**Scott Walker**, OG, 1977, *Metairie, La.*  
**Keith Wallace**, DB, 1985, *Bastrop, La.*  
**Lorenzo Wallace**, OG, 1993, 94  
*Fresno, Calif.*  
**Justin Waller**, TE, 2006, 07, 08  
*Denham Springs, La.*  
**Rob Wallow**, OG, 1990, 91  
*Peach Tree, Ga.*  
**Ragan Walters**, K, 2004, 05, 06  
*Jackson, Miss.*  
**Amarion Ware**, DL, 2024, *Gulfport, Miss.*  
**Jaylan Ware**, DL, 2023, 24  
*Starkville, Miss.*  
**Gary Warner**, OT, 1974, 75, 76  
*Ferriday, La.*  
**Shaquille Warren**, DE, 2015, 16, 17, 18  
*Tyler, Texas*  
**Van Warren**, RB, 1982, *Shreveport, La.*  
**Craig Washington**, DT/OG, 1986, 87, 88  
*Shreveport, La.*  
**John Washington**, DL, 2018, 19  
*West Monroe, La.*  
**Karlton Washington**, CB, 1999, 2000, 01  
*Lake Charles, La.*  
**Kevin Washington**, WR, 1993  
*Shreveport, La.*  
**Monterrell Washington**, RB, 2010, 11, 12, 13  
*Bryan, Texas*  
**Ronnie Washington**, LB, 1982, 83, 84  
*Monroe, La.*  
**Robin Wasson**, QB, 1979, 80  
*Shreveport, La.*  
**Michael Watkins**, WR, 1993, 94  
*Hickory, N.C.*  
**Wil Watkins**, OT, 2001, *St. Louis, Mo.*  
**Kaylon Watson**, RB, 2014, 15  
*Mexia, Texas*

**Don Wattigny**, QB, 1960  
*New Orleans, La.*  
**AJ Watts**, 2023, *Columbus, Ga.*  
**Antwone Watts**, S, 2023, *Columbus, Ga.*  
**Kaz Wawrzyniak**, DT, 1971  
*Bethlehem, Pa.*  
**Lloyd Wax**, DB, 1968, 69, 71  
*Denham Springs, La.*  
**Chris Weaver**, OT, 1981, 82, 83  
*Mesquite, Tex.*  
**John Weaver**, 1963, *Vivian, La.*  
**Cooper Webb**, DL, 2022, *Davis, Okla.*  
**Eddie Webb**, CB, 2004, 05, 07  
*New Orleans, La.*  
**Jack Webb**, QB, 1960, *Baton Rouge, La.*  
**Traveion Webster**, LB/S, 2017, 18, 19, 20, 21  
*Longview, Texas*  
**Ray Wegley**, 1949, 50, *Penn, Pa.*  
**Bill Weimer**, P/K, 1978, 79, 80, 81  
*Fort Worth, Texas*  
**Austin Weiner**, OT, 2023, *Gardner, Kan.*  
**Matt Weiss**, LB, 1978, *Fort Lauderdale, Fla.*  
**B.J. Welch**, TE, 2000, *West Monroe, La.*  
**Bobby Weldon**, 1955, *Biloxi, Miss.*  
**Andrew Wells**, SN, 2022, 23, 24  
*Canyon Lake, Calif.*  
**Cody Wells**, QB, 2009, 10, 11, 13  
*Hoover, Ala.*  
**Davon Wells**, WR, 2024  
*Kissimmee, Fla.*  
**Kevontay Wells**, DL, 2024  
*Jackson, Miss.*  
**Clem Welsh**, 1942, *Winchester, Ill.*  
**Kim West**, DE/DT, 1980, 81  
*Fort Worth, Texas*  
**Mickey Westbrook**, 1938, 39  
*"Tuffy" Westerman, 1939*  
**Bill Whatley**, 1931  
**Percy Wheeler**, 1951, 52, 53  
*Monroe, La.*  
**Larry Whigham**, DB, 1992, 93  
*Hattiesburg, Miss.*  
**Derek White**, PK, 1988, *Tullos, La.*  
**Ivin White Jr.**, DE, 2019, *Jackson, Miss.*  
**John White**, P, 1997, 99, *Monroe, La.*  
**Kayin White**, RB, 2017, 18, 19  
*Baton Rouge, La.*  
**Lonzo White**, LB, 1989, 90, 91  
*West Point, Miss.*  
**Will White**, DE, 1992, *Ferriday, La.*  
**Henry Whitehead**, CB, 1997, 98, 99, 2000  
*Clinton, Miss.*  
**Jim Whitehead**, OG, 1977, *Winona, Miss.*  
**Chandler Whitfield**, WR, 2020  
*Zachary, La.*  
**Tom Whitt**, 1932  
**Nate Wierick**, TE, 1999, *Arlington, Texas*  
**Kevric Wiggins**, CB, 2020, *Spring, Texas*  
**Dariyan Wiley**, WR, 2021, 22, 23  
*Atlanta, Ga.*  
**Tristan Wiley**, WR, 2023, *Monroe, La.*  
**Vernard Wilkerson**, CB, 2001, 03  
*Cooper, Texas*  
**Stacey Wilkins**, OT, 2021, 22, 23  
*Camden, Ark.*  
**Brady Willcutt**, OL, 2015, 16  
*Owens Cross Roads, Ala.*  
**Aaron Williams**, DL, 2008, 09  
*Ridgeland, Miss.*  
**Anthony Williams**, DE, 1987, 88, 89, 90  
*Jonesboro, La.*  
**Brian Williams**, QB/WR, 2015, 16, 17  
*Bogalusa, La.*  
**Carlyle Williams**, DE, 1960, 62, 63  
*Pensacola, Fla.*

**Chazman Williams**, CB, 2004, 05, 06  
*Lake Charles, La.*  
**Chris Williams**, RB, 1991, *Mobile, Ala.*  
**E. Williams**, 1937  
**Everett Williams**, DB, 1980, 81, 82  
*Haughton, La.*  
**Howard Williams**, 1941, *Uniontown, Pa.*  
**Ja'Cquez Williams**, LB, 2021  
*Hinesville, Ga.*  
**James Williams**, 1936, 37  
*Choudrant, La.*  
**Jamma Williams**, DE, 1999  
*Vicksburg, Miss.*  
**Jonathan Williams**, DT, 2001  
*Baton Rouge, La.*  
**Junior Williams**, DB, 2014, 15  
*Olathe, Kan.*  
**Krishun Williams**, TB, 2002, *Angie, La.*  
**Lloyd Williams**, G, 1956, 57  
*Greenville, Miss.*  
**Marlon Williams**, DB, 1997  
*Baton Rouge, La.*  
**Mark Williams**, CB, 2021  
*Fort Lauderdale, Fla.*  
**Marquis Williams**, RB, 1996, 97  
*Baton Rouge, La.*  
**Matt Williams**, OL, 2023, *Nesbit, Miss.*  
**Matthew Williams**, RB, 1973  
*Monroe, La.*  
**Phil Williams**, DE, 1969, 70  
*Denham Springs, La.*  
**Rhoy Williams**, DB, 2017, 19  
*Yazoo City, Miss.*  
**Ricky Williams**, DL, 2004, 05, 06, 07  
*Houston, Texas*  
**Robert Williams**, RB, 2008  
*Madisonville, La.*  
**Sam B. Williams**, 1958, 59  
*Talladega, Ala.*  
**Samuel Williams**, OT, 2017, 18, 19, 20  
*Fordyce, Ark.*  
**Shelton Williams**, S, 2003, 04, 05, 06  
*Daingerfield, Texas*  
**Stepfret Williams**, WR, 1992, 93, 94, 95  
*Minden, La.*  
**Tavier Williams**, S, 2020, 21, 22  
*Many, La.*  
**Wydett Williams Jr.**, DB, 2024  
*Lake Providence, La.*  
**Austin Willis**, DB, 2005, 06  
*Conroe, Texas*  
**Cole Wilson**, K, 2004, 05, 06, 07  
*St. Francisville, La.*  
**Connery Wilson**, DB, 1994, *Monroe, La.*  
**Korian Wilson**, DB, 2024, *Mobile, Ala.*  
**Lenny Wilson**, RB, 1973, *New Sarpy, La.*  
**Leonard Wilson**, RB, 1967, *Monroe, La.*  
**Marbrae Wilson**, DE, 2001, 02, 04, 05  
*Amite, La.*  
**Nolan Wilson**, SP, 2024, *Newhall, Calif.*  
**Re'Lik Wilson**, LB, 2017, 18  
*Franklinton, La.*  
**Re'Naz Wilson**, LB, 2017, 18  
*Franklinton, La.*  
**R. F. Wilson**, HB, 1961, 62, 63, 64  
*Monroe, La.*  
**Stanley Wilson**, E, 1963, *Sulphur, La.*  
**Tommy Wilson**, 1949, 50, 51  
*West Monroe, La.*  
**Vernon Wilson**, 1952, 53, *Logan, W.Va.*  
**John Winchester**, LB, 2001, 02, 03, 04  
*Logansport, La.*  
**Bob Windle**, 1952, 53, 54, 55  
*Reform, Ala.*  
**Scott Winkler**, DE, 1985, 86, *Boutte, La.*

**Amos Winn**, DB, 1984, 85, 86, 87  
*Winnsboro, La.*  
**Zack Woodard**, LB, 2021, 22  
*Thomasville, Ala.*  
**John "Woody" Woods**, 1942, 45  
*Waco, Texas*  
**Brandon Woodside**, DS, 2007, 08  
*Fort Worth, Texas*  
**Mike Wooten**, RB, 1985, 86  
*Bossier City, La.*  
**Tito Wooten**, DB, 1993, *Goldsboro, N.C.*  
**Isaiah Woullard**, RB, 2023  
*Hattiesburg, Miss.*  
**Ben Wright**, TE, 1999, 2000, 01, 02  
*Alexandria, La.*  
**James Wright**, S, 2005, 06, 07  
*Benton, La.*  
**Jiya Wright**, QB, 2021, 22, 23  
*Fort Wayne, Ind.*  
**Kerry Wright**, DB, 1989, 90, 91, 92  
*Sulphur Springs, Texas*  
**Kevin Wright**, DT, 1988, 89, 90, 91  
*Little Rock, Ark.*  
**Sirl Wright**, LB, 1995, 96, 97  
*Crossett, Ark.*  
**Ray Wroten**, 1935, 36, 40  
**Earnest Wyatt**, WR, 1991, 92, 93  
*Monroe, La.*  
**Matt Wylie**, K, 2017  
*Dripping Springs, Texas*  
**Camaron Wynn**, LB, 1997, 98, 99, 2000  
*Tyler, Texas*

## -Y-

**Austin Yankowky**, TE, 2021  
*Emmaus, Pa.*  
**Mike Yocca**, K, 1993, 94, 95  
*Fort Lauderdale, Fla.*  
**Francis Yocum**, T, 1952, 54, 55  
*Pascagoula, Miss.*  
**Mike Yost**, DT, 1983, 84, 85, 86  
*Luling, La.*  
**Tommy Younse**, 1939  
**Almer "Squatty" Young**, 1932, 33, 35  
**Clint Young**, LB, 1991, *Houston, Texas*  
**David A. Young**, 1940, *DeQueen, Ark.*  
**Leo Young**, E, 1931, *Ferriday, La.*  
**Malcom Young**, 1945, *Greensburg, Pa.*  
**Michael Young**, DB, 1995, 96  
*Crystal Springs, Miss.*  
**Michael Young**, DB, 1990, 91, 92, 93  
*Ruston, La.*  
**Ray Young**, 1940, *St. Louis, Mo.*  
**R.J. Young**, LB, 2011, 12, *DeSoto, Texas*  
**Rodney Young**, DT, 1986, 87, 88  
*Shreveport, La.*  
**Trent Young**, DB, 1992  
*St. Martinville, La.*  
**Roelof Ytsma**, C, 1992, *Campbell, Calif.*

## -Z-

**Zeek Zacharie**, TE, 2006, 07, 08  
*Cade, La.*  
**Nathan Zametto**, QB, 1956, 57  
*Greenwood, Miss.*  
**Ben Zapata**, OG, 2000, 01, 02, 03  
*Covington, La.*  
**Vince Zappone**, RB, 1949, 50, 51  
*Greensburg, Pa.*  
**Irving Zeidman**, 1940  
**Joey Zimmer**, OL, 2004, 05, *Hester, La.*  
**Don Zimmerman**, WR, 1970  
*Monroe, La.*  
**Victor Zordan**, C, 1989, 90, 91, 92  
*Tioga, La.*

## WINNING STREAKS

### ALL GAMES

- 9 Began with a 13-6 win over No. 16 Texas State on Sept. 26, 1992, and ended with a 41-18 loss to No. 8 Delaware in the NCAA I-AA Playoffs on Nov. 28, 1992. (Team coached by Dave Roberts.)
- 9 Began with a 37-10 victory over McNeese State on Oct. 31, 1987, and ended with a 23-0 loss at No. 9 McNeese State on Sept. 10, 1988. (Teams coached by Pat Collins.)
- 8 Began with a 31-6 win over UL Lafayette on Sept. 10, 1983, and ended with a 27-7 loss at No. 10 North Texas on Nov. 5, 1983. (Team coached by Pat Collins.)
- 6 Began with a 10-7 victory over UL Lafayette on Oct. 29, 1966, and end with a 21-14 loss at Northwestern State on Sept. 30, 1967. (Teams coached by Dixie White.)
- 6 Began with a 33-12 win over Southern in the 1958 season opener on Sept. 13 and ended with a 42-6 loss to Northwestern State on Nov. 1, 1958. (Team coached by Jack Rowan.)
- 5 Began with a 63-10 victory at Tulane on Sept. 29, 2012, and ended with a 40-24 loss to UL Lafayette on Nov. 3, 2012. (Team coached by Todd Berry.)
- 5 Began with a 13-0 win over Quantico Marines and ended with a 10-3 loss at Delta State on Nov. 16, 1968. (Team coached by Dixie White.)
- 5 Began with a 30-14 victory over Southeastern Louisiana on Oct. 21, 1967, and end with a 24-14 loss at Texas-Arlington in the 1968 season opener (Sept. 21). (Teams coached by Dixie White.)

### CONFERENCE GAMES

- 8 Began with a 13-6 victory at No. 16 Texas State on Sept. 26, 1992, and ended with a 34-26 loss at No. 18 McNeese State on Oct. 9, 1993 (SLC). (Teams coached by Dave Roberts.)
- 6 Began with a 44-7 win at Louisiana Tech on Sept. 12, 1987, and ended with a 23-0 loss at No. 9 McNeese State on Sept. 10, 1988 (SLC). (Teams coached by Pat Collins.)
- 5 Began with a 26-0 victory at Florida Atlantic on Dec. 3, 2011, and ended with a 40-24 loss to UL Lafayette on Nov. 3, 2012 (SBC). (Teams coached by Todd Berry.)
- 5 Began with a 16-10 win at Texas-Arlington on Sept. 17, 1983, and ended with a 27-7 loss to No. 10 North Texas on Nov. 5, 1983 (SLC). (Teams coached by Pat Collins.)
- 4 Began with a 45-20 victory at Coastal Carolina on Oct. 13, 2018, and ended with a 31-17 loss at Arkansas State on Nov. 17, 2018 (SBC). (Team coached by Matt Viator.)

### HOME GAMES

- 7 Began with a 24-9 win over North Texas on Nov. 23, 1991, and ended with a 41-18 loss to No. 8 Delaware on Nov. 28, 1992. (Teams coached by Dave Roberts.)
- 7 Began with a 37-10 victory over McNeese State on Oct. 31, 1987, and ended with a 20-3 loss to Stephen F. Austin on Oct. 1, 1988. (Teams coached by Pat Collins.)
- 7 Began with a 25-12 win over West Alabama in Game 7 of the 1955 season and ended with a 6-0 loss to UL Lafayette on Oct. 5, 1957. (Teams coached by Devone Payne.)
- 6 Began with a 34-31 victory over Sam Houston State on Sept. 21, 1996, and ended with a 32-19 loss to Western Michigan on Nov. 15, 1997. (Teams coached by Ed Zaunbrecher.)
- 6 Began with a 42-0 win over Southeastern Louisiana on Oct. 23, 1982, and ended with a 27-7 loss to No. 10 North Texas on Nov. 5, 1983. (Teams coached by Pat Collins.)
- 6 Began with a 34-20 victory over UL Lafayette on Oct. 31, 1959, and ended with a 7-0 loss to McNeese State on Oct. 14, 1961. (Teams coached by Jack Rowan.)
- 5 Began with a 31-30 win over Troy on Nov. 1, 2008, and ended with a 38-19 loss to Middle Tennessee on Nov. 28, 2009. (Teams coached by Charlie Weatherbie.)
- 5 Began with a 20-14 victory over UAB on Oct. 31, 1998, and ended with a 38-20 loss to Wyoming on Oct. 16, 1999. (Teams coached by Ed Zaunbrecher and Bobby Keasler.)
- 5 Began with a 22-21 win over Lamar on Oct. 11, 1986, and ended with a 17-7 loss to UL Lafayette on Oct. 24, 1987. (Teams coached by Pat Collins.)
- 5 Began with a 14-8 victory over No. 20 Richmond on Oct. 27, 1973, and ended with a 26-10 loss to Louisiana Tech on Nov. 23, 1974. (Teams coached by Ollie Keller.)

## ULM'S LARGEST MARGIN OF VICTORY

66	ULM 66, Ouachita Baptist 0	1951
58	ULM 58, Texas Southern 0	Sept. 12, 2009
53	ULM 63, Tulane 10	Sept. 15, 2012
51	ULM 78, Alcorn State 27	Nov. 21, 1992
51	ULM 51, Southeastern Oklahoma 0	1951
47	ULM 47, Nicholls State 0	Sept. 12, 2015
46	ULM 46, Northwestern State 0	Sept. 30, 1978
46	ULM 53, West Alabama 7	1956
42	ULM 42, Southeastern Louisiana 0	Oct. 23, 1982
42	ULM 42, Stephen F. Austin 0	Sept. 28, 1968

## ULM'S LARGEST MARGIN OF DEFEAT

68	Kansas State 68, ULM 0	Sept. 7, 2002
67	No. 13 Tennessee 70, ULM 3	Sept. 23, 2000
66	Auburn 73, ULM 7	Nov. 1, 2003
64	Georgia 70, ULM 6	Sept. 17, 1994
63	No. 20 Baylor 70, ULM 7	Sept. 21, 2013
63	Cincinnati 63, ULM 0	Sept. 24, 1977
59	Ole Miss 59, ULM 0	Nov. 15, 2008
59	Mississippi State 59, ULM 0	Oct. 19, 1996
58	Southeastern Louisiana 58, ULM 0	1954
55	Central Florida 55, ULM 0	Oct. 21, 2000
55	Kansas State 62, ULM 7	Sept. 26, 1998
55	Louisiana Tech 61, ULM 6	1953

### MOST WINS / IN A SEASON

13	13-2	1987
10	10-3	1992
9	9-3	1993
8	8-5	2012
8	8-3	1983
8	8-3	1982
7	7-3-1	1991
7	7-5	1990
7	7-4	1984
7	7-4	1980
7	7-3	1967
7	7-3	1966
7	7-3	1956

### MOST LOSSES / IN A SEASON

11	2-11	2015
11	1-11	2003
10	2-10	2023
10	0-10	2020
10	1-10	2000
9	3-9	2002
9	2-9	2001
9	2-9	1995
9	2-9	1977
9	2-9	1976
9	1-9	1969
9	1-9	1953

### MOST LEAGUE WINS / IN A SEASON

7	7-0 (SLC)	1992
6	6-2 (SBC)	2012
6	6-1 (SLC)	1993
6	6-0 (SLC)	1987
5	3-5 (SBC)	2014
5	5-3 (SBC)	2009
5	5-2 (SBC)	2005
5	5-1 (SLC)	1990
5	5-1 (SLC)	1983
5	5-1 (SLC)	1982

### MOST LEAGUE LOSSES / IN A SEASON

8	0-8 (SBC)	2023
7	0-7 (SBC)	2020
7	1-7 (SBC)	2015
6	2-6 (SBC)	2021
5	3-5 (SBC)	2022
5	3-5 (SBC)	2016
5	3-5 (SBC)	2011
5	1-5 (SBC)	2003
5	0-5 (GSC)	1969
5	0-5 (GSC)	1965
5	0-5 (GSC)	1964
5	0-5 (GSC)	1957
5	1-5 (GSC)	1955
5	0-5-1 (GSC)	1954
5	1-5 (GSC)	1953

\* All records since becoming a four-year college in 1951.

Key:

GSC – Gulf States Conference

SLC – Southland Conference

SBC – Sun Belt Conference


## WARHAWKS IN THE NFL

**Allen, Josh** • C • Tampa Bay Buccaneers, 2014  
**Barnes, Charlie** • E • *Washington Redskins*, 1961; *Buffalo Bills*, 1961; Dallas Texans, 1961  
**Barnes, Lionel** • DE • *St. Louis Rams*, 1999-00; Indianapolis Colts 2000-01; Jacksonville Jaguars 2003-04  
**Blackshear, Jeff** • G • *Seattle Seahawks*, 1993-95; Baltimore Ravens, 1996-99; Kansas City Chiefs, 2000; Green Bay Packers 2002  
**Bobo, Orlando** • G • Minnesota Vikings, 1997-98; Cleveland Browns, 1999; Baltimore Ravens, 2000-01  
**Booker, Marty** • WR • *Chicago Bears*, 1999-03, 08; Miami Dolphins, 2004-07; Atlanta Falcons, 2009  
**Boucher, Scott** • G • Houston Oilers, 1987  
**Brisby, Vincent** • WR • *New England Patriots*, 1993-99; New York Jets, 2000  
**Brister, Bubby** • QB • *Pittsburgh Steelers*, 1986-92; Philadelphia Eagles, 1993-94; New York Jets, 1995; Denver Broncos, 1997-99; Minnesota Vikings, 2000  
**Caldwell, Trey** • DB • *Cleveland Browns*, 2016  
**Clarks, Conrad** • DB • Indianapolis Colts, 1995  
**Coleman, Fred** • TE • *Buffalo Bills*, 1976  
**Dennis, Pat** • DB • *Kansas City Chiefs*, 2000; Dallas Cowboys, 2001; Houston Texans, 2002; Washington Redskins, 2003  
**Driskill, Joe** • DB • *St. Louis Cardinals*, 1960-61  
**Edwards, Jimmy** • RB • Minnesota Vikings, 1976  
**Floyd, John** • WR • *San Diego Chargers*, 1979-80; *St. Louis Rams*, 1981  
**Foley, Steve** • LB • *Cincinnati Bengals*, 1998-01; Houston Texans, 2003; San Diego Chargers, 2004-05  
**Folston, James** • LB • *Los Angeles Raiders*, 1994; Oakland Raiders, 1995-98; Arizona Cardinals, 1999-00  
**Garcia, Teddy** • K • *New England Patriots*, 1988; Minnesota Vikings, 1989; Houston Texans, 1990  
**Gore, Derrick** • RB • Kansas City Chiefs, 2021; Washington Commanders, 2023  
**Hamm, Je'Ron** • TE • Washington Redskins, 2015; San Francisco 49ers, 2016  
**Harris, Chris** • DB • *Chicago Bears*, 2005-06, 10-11; Carolina Panthers, 2007-09; Detroit Lions, 2011; Jacksonville Jaguars, 2012  
**Harris, Jackie** • TE • *Green Bay Packers*, 1990-93; Tampa Bay Buccaneers, 1994-97; Tennessee Titans, 1998-99; Dallas Cowboys, 2000-01  
**Humphries, Stan** • QB • *Washington Redskins*, 1989-90; San Diego Chargers, 1992-97  
**Johnson, Josh** • RB • Seattle Seahawks, 2021  
**Johnson, Will** • LB • *Chicago Bears*, 1987  
**Kellogg, Bob** • TB • Chicago Cardinals, 1940  
**King, Shaun** • DE • *Carolina Panthers*, 1995-97; Indianapolis Colts, 1999  
**Milton, Keavon** • TE • Cleveland Browns, 2013; Seattle Seahawks, 2014  
**Minor, Vic** • DB • *Seattle Seahawks*, 1980-81  
**Morgan, Aaron** • LB • Jacksonville Jaguars, 2010-12; Tampa Bay Buccaneers, 2012  
**Payne, Kevin** • DB • Chicago Bears, 2007-09  
**Pederson, Doug** • QB • Miami Dolphins, 1993; Green Bay Packers, 1996-98, 01-04; Philadelphia Eagles, 1999; Cleveland Browns, 2000  
**Pederson, Josh** • TE • Jacksonville Jaguars, 2023  
**Poole, Ken** • DE • *Miami Dolphins*, 1981  
**Potts, Roosevelt** • RB • *Indianapolis Colts*, 1993-97; Miami Dolphins, 1997; Baltimore Ravens, 1998  
**Profit, Joe** • RB • *Atlanta Falcons*, 1971-73; New Orleans Saints, 1973  
**Rhem, Steve** • WR • New Orleans Saints, 1994-95  
**Ricard, Alan** • FB • Baltimore Ravens, 2001-05  
**Robinson, Greg** • RB • *Los Angeles Raiders*, 1993; *St. Louis Rams*, 1995-96  
**Rome, Tag** • WR • San Diego Chargers, 1987  
**Shelby, Ty** • OLB • Los Angeles Chargers, 2023  
**Spikes, Irving** • RB • Miami Dolphins, 1994-97  
**Stover, Smokey** • LB • Dallas Texans, 1960-62; Kansas City Chiefs, 1963-66  
**Taylor, Hugh** • E • Washington Redskins, 1947-54  
**Washington, Ronnie** • LB • *Atlanta Falcons*, 1985; Los Angeles Raiders, 1987; Indianapolis Colts, 1989  
**Whigham, Larry** • DB • *Seattle Seahawks*, 1994; New England Patriots, 1994-00; Chicago Bears, 2001-02  
**Williams, Stepfret** • WR • *Dallas Cowboys*, 1996-97; Cincinnati Bengals, 1998  
**Wooten, Tito** • DB • *New York Giants*, 1994-98; Indianapolis Colts, 1999  
**Zimmerman, Don** • WR • *Philadelphia Eagles*, 1973-76; Green Bay Packers, 1976

*Teams in Italics drafted players.*



**DOUG PEDERSON**  
 QB // 1993-2000  
 HC // 2016-24



**MARTY BOOKER**  
 WR // 1999-2009



**STAN HUMPHRIES**  
 QB // 1989-97

## ALL-AMERICANS


<b>HB Tommy Hines (1946)</b> <i>Williamson (2nd)</i>	<b>OT John Clement (1987)</b> <i>AP, Walter Camp, Sports Network, Football News (1st), NFL Draft Report (3rd)</i>
<b>G Joe Bob Tyler (1946)</b> <i>Williamson (2nd)</i>	<b>DT Claude Brumfield (1987)</b> <i>Kodak, Walter Camp, Sports Network, Football News (1st), AP (2nd)</i>
<b>T Charles "Bud" Cain (1946)</b> <i>Williamson (2nd)</i>	<b>DB Cyril Crutchfield (1987, 88)</b> <i>1988 AP, Kodak, Walter Camp, Sports Network, Football Gazette (1st); 1987 AP (2nd)</i>
<b>G Claude Brawner (1947)</b> <i>Williamson (1st)</i>	<b>TE Jackie Harris (1988, 89)</b> <i>1989 Kodak, Sports Network (1st); 1988 Sports Network (2nd)</i>
<b>C Hugh Smith (1947)</b> <i>Williamson (2nd)</i>	<b>OG Reggie Lawson (1990)</b> <i>Sports Network (2nd)</i>
<b>RB Aubrey Wade (1956)</b> <i>Williamson (1st)</i>	<b>RB Cisco Richard (1990)</b> <i>Sports Network (1st); AP (2nd)</i>
<b>E Joe Driskill (1958)</b> <i>AP (2nd)</i>	<b>OT Rob Wallow (1991)</b> <i>Football Gazette (2nd)</i>
<b>OG Billy Foster (1962)</b> <i>Williamson (3rd)</i>	<b>DT Matt Shepherd (1992)</b> <i>Football Gazette (3rd)</i>
<b>C Vic Bender (1967)</b> <i>AP, AFCA, NAIA (1st)</i>	<b>FS Curtis Harrison (1992)</b> <i>Football Gazette (3rd)</i>
<b>DT Kenneth Frith (1968)</b> <i>AP, AFCA, NAIA (2nd)</i>	<b>LB Bennie Bazley (1992)</b> <i>NFL Draft Report (3rd)</i>
<b>RB Joe Profit (1970)</b> <i>AP (1st); AFCA, NAIA (2nd)</i>	<b>OG Jeff Blackshear (1992)</b> <i>Kodak, NFL Draft Report (1st); AP, Football Gazette (2nd)</i>
<b>RB Jimmy Edwards (1972)</b> <i>AP (1st)</i>	<b>C Vic Zordan (1992)</b> <i>Walter Camp, AP, Sports Network, Football Gazette (1st); NFL Draft Report (2nd)</i>
<b>DT George "Bubba" Ellis (1973)</b> <i>Universal Sports (2nd)</i>	<b>RB Greg Robinson (1992)</b> <i>NFL Draft Report (1st); Football Gazette (2nd)</i>
<b>DT/LB Glenn Fleming (1973, 74)</b> <i>AP DII (1st)</i>	<b>WR Vincent Brisby (1992)</b> <i>Walter Camp, Football Gazette, NFL Draft Report (1st); AP, Sports Network (2nd)</i>
<b>TE Fred Coleman (1974)</b> <i>AP DII (2nd)</i>	<b>RB Roosevelt Potts (1992)</b> <i>Kodak, Football Gazette, NFL Draft Report (1st)</i>
<b>DB Bruce Daigle (1982)</b> <i>AP (1st)</i>	<b>PK Roger Miller (1993)</b> <i>AP (3rd)</i>
<b>C Arthur Christophe (1982)</b> <i>AP (1st)</i>	<b>QB Robert Cobb (1993)</b> <i>Football Gazette (3rd)</i>
<b>DB David Outley (1983)</b> <i>AP (2nd)</i>	<b>RB Irving Spikes (1993)</b> <i>AP, Football Gazette (2nd); Sports Network (3rd)</i>
<b>DT Bennie Jones (1983)</b> <i>AP (2nd)</i>	<b>OG Raymond Batiste (1993)</b> <i>Walter Camp, AP, Football Gazette, Sports Network (1st)</i>
<b>PK Jesse Garcia (1983)</b> <i>AP (2nd)</i>	<b>DE James Folston (1993)</b> <i>Walter Camp, AP, Football Gazette (1st); Sports Network (2nd)</i>
<b>OT Chris Weaver (1983)</b> <i>AP (2nd)</i>	<b>CB Pat Dennis (1997, 98)</b> <i>Sporting News (Fr., 2nd); Football News (3rd)</i>
<b>LB Ronnie Washington (1984)</b> <i>AP (3rd)</i>	<b>QB Kolton Browning (2010)</b> <i>College Football News (Fr.)</i>
<b>TE Joey Evans (1983, 84)</b> <i>AP (2nd)</i>	<b>WR Luther Ambrose (2011)</b> <i>Sports Illustrated (1st)</i>
<b>OG Mike Grantham (1983, 84)</b> <i>AP (1st)</i>	<b>WR Marcus Green (2017)</b> <i>FWAA (2nd)</i>
<b>DB Mike Turner (1985)</b> <i>AP (1st)</i>	<b>WR Ahmad Hardy (2024)</b> <i>FWAA (Fr.)</i>
<b>DE Will Johnson (1986)</b> <i>AP (2nd)</i>	
<b>QB Stan Humphries (1987)</b> <i>NFL Draft Report (1st), AP (3rd)</i>	
<b>PK Teddy Garcia (1987)</b> <i>Football News, NFL Draft Report (1st)</i>	

## ACADEMIC ALL-AMERICANS


1970	1975
KS, Tom Miller, Haynesville, La.	T, Mike Bialas, Gulfport, Miss.
1971	1992
HB, Van Lambert, Sorrento, La.	OL, Darren Rimmer, Shreveport, La.
1974	
T, Mike Bialas, Gulfport, Miss.	

## RETIRED NUMBERS

### 11 STAN HUMPHRIES QB, 1986-87



### 40 JOE PROFIT RB, 1967-70



## ALL-LOUISIANA

<b>1971</b>	Jimmy Jones Rubin Jones Danny Lee Grover Mann Roy Peters
<b>1972</b>	Jimmy Edwards Jimmy Jones
<b>1974</b>	Glenn Fleming Harvey Johnson
<b>1975</b> Offensive Player of the Year	Joe Bruner Glenn Fleming Plez Jenkins
<b>1976</b> Freshman of the Year	Mike Howell
<b>1978</b>	Roy Binion John Floyd
<b>1979</b>	Vic Minor
<b>1980</b>	Ken Poole Bubba Touns
<b>1981</b> First Team	Scott Boucher Arthur Christophe Jody Norman Alfred Kinney Bill Weimer
Second Team	
<b>1982</b> First Team	Arthur Christophe Bruce Daigle Tag Rome Jimmy Chandler Ricky Sanders Chris Weaver
Second Team	
<b>1983</b> Newcomer of the Year First Team	Jesse Garcia Barry Broussard Bobby Craighead Jesse Garcia Mike Grantham David Outley Tag Rome Chris Weaver Joey Evans Paul Harris Bennie Jones Ronnie Washington
Second Team	
<b>1984</b> First Team	Scott Davis Joey Evans Mike Grantham Will Johnson Darrell Slater Ronnie Washington Teddy Garcia Bennie Jones
Second Team	
<b>1985</b> Offensive Player of the Year First Team	Bubby Brister Bubby Brister Bo Swilley Mike Turner Scott Davis Will Johnson
Second Team	

<b>1986</b> Second Team	
<b>1987</b> Offensive Player of the Year First Team	
Second Team	
<b>1988</b> First Team	
Second Team	
<b>1989</b> First Team	
Second Team	
<b>1990</b> First Team	
Second Team	
<b>1991</b> Newcomer of the Year First Team	
Second Team	
Honorable Mention	
<b>1992</b> First Team	
Second Team	
<b>1993</b> Offensive Player of the Year Newcomer of the Year First Team	

Chris Jones	
Cyril Crutchfield Scott Davis Charles Durham Teddy Garcia Will Johnson Bo Swilley	
Stan Humphries Claude Brumfield John Clement Cyril Crutchfield Teddy Garcia Jackie Harris Stan Humphries David Muse Richard Green Terry Jones Reggie Lawson Tommy Minvielle	
Cyril Crutchfield Jackie Harris Reggie Lawson	
Jackie Harris Reggie Lawson Cisco Richard Norman Amos Spencer Ellison	
Reggie Lawson Rod Moon Cisco Richard Anthony Williams Norman Amos Chad McCarty Roosevelt Potts	
Wendal Lowrey Erich Cox Roosevelt Potts Matt Shepherd Rob Wallow Vincent Brisby Curtis Harrison Wendal Lowrey Bennie Bazley Jon Heidenreich Chad McCarty Vic Zordan	
Bennie Bazley Jeff Blackshear Vincent Brisby James Folston Curtis Harrison Wendal Lowrey Roosevelt Potts Greg Robinson Matt Shepherd Vic Zordan	
Robert Cobb Irving Spikes Raymond Batiste Robert Cobb	

Second Team Honorable Mention	
<b>1994</b> First Team	
Second Team	
Honorable Mention	
<b>1995</b> First Team	
Second Team	
Honorable Mention	
<b>1996</b> Second Team	
Honorable Mention	
<b>1997</b> Defensive Player of the Year First Team	
Second Team	
Honorable Mention	
<b>1998</b> First Team Second Team	
Honorable Mention	

James Folston Irving Spikes Stepfret Williams John Barbee Arthur Bussie Kevin Washington Larry Whigham Michael Young	
Shawn King Stepfret Williams John Barbee Brian Lambert Alvin Paschal Damon Poage Raymond Philyaw	
Orlando Bobo Stepfret Williams Alonzo Hampton Jason Pope Chad Nerenberg Raymond Philyaw Corey Sampson	
Marty Booker Alonzo Hampton Travis Singleton Tommy Franklin Steve Foley Raymond Philyaw Jason Pope	
Steve Foley Steve Foley Felix Richardson Tommy Franklin Brian Taylor Marquis Williams Sirl Wright Pat Dennis Dee Jefferson James Landers	
Pat Dennis Marty Booker Brian Taylor Sirl Wright Lionel Barnes Jonathan Foster Dee Jefferson James Landers	



Steve Foley, 1997 All-Louisiana Defensive Player of the Year

<b>1999</b>	
First Team	Pat Dennis Jonathan Foster Michael Mitchell
Second Team	
<b>2001</b>	
Second Team	Donald Malveaux
<b>2002</b>	
Freshman of the Year	Steven Jyles
Second Team	Mack Vincent
<b>2003</b>	
First Team	Joel Stelly
Second Team	Chris Harris
<b>2004</b>	
First Team	Chris Harris Joel Stelly Brandon Guillory Joel Trappey John Winchester
Second Team	
<b>2005</b>	
First Team	Brandon Guillory Drouzon Quillen Joel Stelly Joey Trappey Chaz Williams Steven Jyles Kevin Payne
Second Team	
<b>2006</b>	
First Team	Calvin Dawson Kevin Payne
Second Team	Kyle Cunningham Josh Thompson
<b>2007</b>	
First Team	Kyle Cunningham Calvin Dawson Greg James Zeek Zacharie David Cooper Scott Love Adam Hill
Second Team	
Honorable Mention	
<b>2008</b>	
First Team	Cardia Jackson Zeek Zacharie Greg James
Second Team	Josh Thompson
<b>2009</b>	
First Team	Cardia Jackson Greg James Aaron Morgan Mitch Doyle Troy Evans Frank Goodin Brett Thompson
Second Team	
<b>2010</b>	
Freshman of the Year	Kolton Browning
First Team	Ken Dorsey
Second Team	Luther Ambrose Kolton Browning Ryan McCaul
<b>2011</b>	
First Team	Ken Dorsey
Second Team	Kolton Browning Darius Prelow

<b>2012</b>	
First Team	Brent Leonard Kolton Browning Isaiah Newsome Josh Allen
Second Team	
Honorable Mention	
<b>2013</b>	
First Team	Josh Allen Justin Manton Isaiah Newsome Gerrand Johnson
Second Team	
<b>2014</b>	
First Team	Gerrand Johnson Mitch Lane Rashon Ceasar Hunter Kissinger Alec Osborne Justin Manton
Second Team	
Honorable Mention	
<b>2015</b>	
First Team	Hunter Kissinger
Second Team	Gerrand Johnson Ben Banogu
Honorable Mention	
<b>2016</b>	
Second Team	Jeff Savage
<b>2019</b>	
First Team	Josh Pederson Corey Straughter
Second Team	
<b>2021</b>	
Second Team	Calum Sutherland Ty Shelby
Honorable Mention	
<b>2023</b>	
Second Team	Adin Huntington
<b>2024</b>	
Freshman of the Year	Ahmad Hardy
First Team	Ahmad Hardy Wydet Williams Jr.

## ALL-AMERICAN BOWL

1958..... Joe Driskill, E

## BLUE-GRAY GAME

1985..... Mike Turner, DB  
1987..... Teddy Garcia, K (MVP)  
1992..... Greg Robinson, RB  
1992..... Roosevelt Potts, RB  
1993..... Larry Whigham, DB  
1994..... Alvin Paschal, OL  
1995..... Stepfret Williams, WR  
1997..... Steve Foley, DE  
1998..... Marty Booker, WR

## CASINO DEL SOL GAME

2012..... Darius Prelow, S

## CHICAGO TRIBUNE GAME

1971..... Joe Profit, RB

## COACHES ALL-AMERICA BOWL

1968..... Vic Bender, C  
1971..... Joe Profit, RB

## COLLEGE GRIDIRON SHOWCASE

2015..... Pete Thomas, QB

## EAST-WEST SHRINE

1983..... Jesse Garcia, K  
1989..... Jackie Harris, TE  
1993..... Larry Whigham, DB  
1993..... James Folston, DE  
1994..... Shawn King, DT  
1998..... Marty Booker, WR

## HULA BOWL

1992..... Greg Robinson, RB  
1993..... James Folston, DE  
1993..... Irving Spikes, RB  
2004..... Chris Harris, S  
2024..... Car'lin Vigers, DB

## LAS VEGAS ALL-AMERICAN

2005..... Brandon Guillory, DE

## MAGNOLIA GRIDIRON CLASSIC

2005..... Steven Jyles, QB  
2005..... Joey Trappey, TE  
2005..... Shelton Williams, DB

## NFLPA COLLEGIATE BOWL

2014..... Josh Allen, OL  
2014..... Kolton Browning, QB  
2014..... Je'Ron Hamm, WR  
2016..... Rashon Ceasar, WR

## NORTH-SOUTH SHRINE

1970..... Joe Profit, RB

## SENIOR BOWL

1971..... Joe Profit, RB  
1983..... John Holman, QB  
1992..... Roosevelt Potts, RB (MVP)  
1994..... Shawn King, DT  
1995..... Stepfret Williams, WR  
1997..... Steve Foley, DE  
2006..... Kevin Payne, S  
2015..... Justin Manton, K/P

## TEXAS VS. THE NATION

2007..... Adam Hill, OL  
2007..... Kyle Cunningham, OL

## TROPIC BOWL

2016..... Gerrand Johnson, DL

## ALL-GULF STATES CONFERENCE (1953-1971)

<b>1953</b>	
Second Team	Francis "Red" Yocum
<b>1954</b>	
Second Team	Francis "Red" Yocum
<b>1955</b>	
Second Team	Aubrey Wade
Third Team	Francis "Red" Yocum Joe Driskill Mack Powell
<b>1956</b>	
First Team	Aubrey Wade
Second Team	Joe Driskill
Third Team	Jimmy Berry James "Chick" Childress Lloyd Williams
<b>1957</b>	
First Team	Joe Driskill Gerald Elkins
Second Team	Don Reynolds
Third Team	Jim Knox Robert McGough
<b>1959</b>	
First Team	Jim Brent Jim Laudadio Everett Reynolds Lloyd Ray Smith Charlie Barnes Pete Covington Smokey Stover Delmas Thorne Al Feeney
Second Team	
Third Team	
<b>1960</b>	
First Team	Charlie Barnes
Second Team	Al Ott
Third Team	Delmas Thorne Ferdie Cruce
<b>1961</b>	
First Team	Ross Nolan
Second Team	Willie Ragan Larry Rambin
Third Team	Terry Brunet Wendall Drost
<b>1962</b>	
First Team	Ken Newton Ross Nolan Larry Rambin Wendall Drost Billy Foster
Second Team	
<b>1963</b>	
Second Team	Willie Ragan
Third Team	James Kirkendall
<b>1964</b>	
First Team	Preston Hollier R.F. Wilson
<b>1965</b>	
First Team	Preston Hollier Alton Thomas Ronnie Sumter
Second Team	

## 1966 First Team

Vic Bender  
Clark Blake  
Greg Jubert  
James Kirkendall  
Charles Rohner  
Bobby Scafidel  
Ronnie Sumter  
Alton Thomas

## 1967 First Team

Vic Bender  
Joe Bondurant  
Wayne Cunningham  
Larry Johnson  
Al Miller  
Charles Rogers  
Bobby Scafidel

## 1968 First Team

Ronnie Boudreaux  
Rodger Bowman  
Kenneth Frith  
Greg Jubert  
Al Miller  
Joe Profit  
Gary Strawhun

## 1969 First Team

Jimmy Aarons  
Wayne Matherne  
Joe Profit

## 1970 First Team

Jimmy Aarons  
Ross Davis  
Gil Matherne  
Wayne Matherne  
Tom Miller  
Joe Profit

## ALL-SOUTH INDEPENDENT (DI) (1972-77)

## 1975 First Team

Glenn Fleming

## 1976 First Team

John Floyd

## 1977 Second Team

John Floyd

## ALL-SOUTH INDEPENDENT (I-A) (1978-81)

## 1978 First Team Second Team

Roy Binion  
John Floyd  
Harold Thompson

## 1979 Second Team

Vic Minor  
Harold Thompson  
Bill Weimer

## 1980 Second Team

Arthur Christophe  
Jody Norman

## 1981 First Team Second Team

Jody Norman  
Jimmy Chandler  
Arthur Christophe  
Alfred Kinney  
Ricky Sanders

## ALL-SOUTHLAND (1982-93)

## 1982 Defensive Player of the Year First Team

Bruce Daigle  
Arthur Christophe  
Bobby Craighead  
Bruce Daigle  
Tag Rome  
Ricky Sanders  
Phil Brewer  
Jimmy Chandler  
John Holman  
Mike Howard  
Bobby Lewis  
Kenny Lieux  
Ben Simmons  
Roosevelt Straughter  
Ronnie Washington

## Second Team

## 1983 First Team

Barry Broussard  
Bruce Daigle  
Joey Evans  
Jesse Garcia  
Mike Grantham  
Bennie Jones  
David Outley  
Tag Rome  
Chris Weaver  
Bobby Craighead  
Tony Crews  
Glenn Egan  
Paul Harris  
Ronnie Washington

## Second Team

## 1984 First Team

Joey Evans  
Mike Grantham  
Rodney Horn  
Darrell Slater  
Ronnie Washington  
Scott Davis  
Teddy Garcia  
Will Johnson  
Bennie Jones  
Mike Turner

## Second Team

## 1985 First Team

Bubby Brister  
Scott Davis  
Chris Jones  
Mike Turner  
Will Johnson

## Second Team

## 1986 First Team

Tommy Jackson  
Will Johnson

## 1987 Coach of the Year Offensive Player of the Year First Team

Pat Collins  
Stan Humphries  
Claude Brumfield  
John Clement  
Cyril Crutchfield  
Teddy Garcia  
Richard Green  
Stan Humphries  
Mike Manzullo  
Scott Davis  
Charles Durham  
Jackie Harris  
Tommy Minvielle  
Bo Swilley

## Second Team

**1988**  
First Team  
  
Cyril Crutchfield  
Jackie Harris  
Reggie Lawson  
Richard Green  
Cisco Richard

Second Team

**1990**  
Offensive Player of the Year  
First Team  
  
Cisco Richard  
Norman Amos  
Reggie Lawson  
Rod Moon  
Cisco Richard  
Anthony Williams  
Kenny Burton  
Doug Pederson

Second Team

**1991**  
First Team  
  
Vincent Brisby  
Erich Cox  
Roosevelt Potts  
Matt Shepherd  
Rob Wallow  
Bennie Bazley  
Curtis Harrison  
Jon Heidenreich  
Wendel Lowrey  
Vic Zordan

Second Team

**1992**  
Coach of the Year  
Offensive Player of the Year  
First Team  
  
Dave Roberts  
Roosevelt Potts  
Bennie Bazley  
Vincent Brisby  
James Folston  
Curtis Harrison  
Wendal Lowrey  
Roosevelt Potts  
Greg Robinson  
Matt Shepherd  
Andy Bellamy  
Jeff Blackshear  
Chris Hickman  
Chad McCarty  
Craig Pederson

Second Team

**1993**  
Offensive Player of the Year  
First Team  
  
Robert Cobb  
John Barbee  
Raymond Batiste  
Robert Cobb  
James Folston  
Irving Spikes  
Kevin Washington  
Stepfret Williams  
James Boyette  
Arthur Bussie  
Phillip King  
Roger Miller  
Michael Young

Second Team

## ALL-SOUTH INDEPENDENT (I-A) (1994-2000)

**1994**  
First Team  
  
John Barbee  
Conrad Clarks  
Shawn King  
Brian Lambert  
Stepfret Williams  
Damon Poage  
Orlando Bobo  
Alvin Paschal  
Raymond Philyaw  
Charles Randolph  
Chris Stortz  
Eric Foster  
Alonzo Hampton  
Kevin Washington

Second Team  
Third Team

Honorable Mention

**1995**  
First Team  
  
Orlando Bobo  
Keith Dailey  
Stepfret Williams  
Raymond Philyaw  
Steve Foley  
Shawn Jenkins  
Corey Sampson  
Carson Fields  
Alonzo Hampton  
Chad Nerenberg  
Jason Pope  
Michael Young

Second Team  
Third Team

Honorable Mention

**1996**  
First Team  
Second Team  
  
Alonzo Hampton  
Marty Booker  
Steve Foley  
James Landers  
Felix Richardson  
Derrick Bridges  
Tommy Franklin  
Shane Pittard  
Jason Pope  
Travis Singleton

Third Team

**1997**  
First Team  
  
Steve Foley

**1998**  
Third Team  
  
Pat Dennis

**1999**  
First Team  
  
Pat Dennis  
Jonathan Foster  
Mike Mitchell  
Shane Pittard

## ALL-SUN BELT (2001-)

**2001**  
First Team  
Second Team  
  
Donald Malveaux  
Dedrick Buckels  
Maurice Sonnier

**2002**  
First Team  
Second Team  
  
Mack Vincent  
Chris Harris  
Carlos Hughes  
Bryant Jacobs  
John Thompson

**2003**  
Freshman of the Year  
First Team  
  
Kevin Payne  
Charles Estes  
Chris Harris  
Joel Stelly  
Bruce Hampton  
Kevin Payne  
Maurice Sonnier  
Mack Vincent

Second Team

**2004**  
First Team  
  
Brandon Guillory  
Bruce Hampton  
Chris Harris  
Joel Stelly  
John Winchester

Second Team

**2005**  
Player of the Year  
Offensive Player of the Year  
First Team  
  
Steven Jyles  
Steven Jyles  
Brandon Guillory  
Steven Jyles  
Drouzon Quillen  
Joel Stelly  
Joey Trappey  
Chaz Williams  
Kyle Cunningham  
Kevin Payne  
Adam Hill  
Jason Schule

Second Team  
Honorable Mention

**2006**  
First Team  
Second Team  
  
Calvin Dawson  
Kevin Payne  
Kyle Cunningham  
LaGregory Sapp  
Cole Wilson  
Zeek Zacharie  
Adam Hill  
Josh Thompson

Honorable Mention

**2007**  
First Team  
  
Kyle Cunningham  
Calvin Dawson  
Scott Love  
David Cooper  
Cardia Jackson  
Greg James  
Zeek Zacharie  
Frank Goodin  
Aaron Morgan

Second Team  
Honorable Mention

**2008**  
First Team  
Second Team  
  
Cardia Jackson  
Zeek Zacharie  
Aaron Morgan  
Larry Shappley  
Josh Thompson  
Kinsmon Lancaster  
Anthony McCall

Honorable Mention

**2009**  
Defensive Player of the Year  
First Team  
  
Cardia Jackson  
Cardia Jackson  
Greg James  
Aaron Morgan  
LaGregory Sapp  
Frank Goodin  
James Truxillio  
Luther Ambrose  
Josh Thomas

Second Team  
Honorable Mention

**2010**  
Second Team  
  
Cameron Blakes  
Ken Dorsey  
Darius Prelow  
Luther Ambrose  
Kolton Browning

Honorable Mention

**2011**  
First Team  
Second Team  
  
Ken Dorsey  
Darius Prelow  
Luther Ambrose  
Brent Leonard  
Jason Edwards  
Troy Evans

Honorable Mention

## 2012

Coach of the Year  
Offensive Player of the Year  
First Team  
Second Team

Todd Berry  
Kolton Browning  
Brent Leonard  
Josh Allen  
Kolton Browning  
Jonathon Gill  
Isaiah Newsome  
R.J. Young  
DaCorrius Ford  
Je'Ron Hamm

Honorable Mention

## 2013

First Team

Josh Allen  
Justin Manton  
Isaiah Newsome  
Cameron Blakes  
Rashon Ceasar  
Gerrand Johnson  
Kolton Browning  
Centarius Donald

Second Team

Honorable Mention

## 2014

First Team

Rashon Ceasar  
Gerrand Johnson  
Mitch Lane  
Justin Manton  
Ajalen Holley  
Hunter Kissinger  
Justin Manton  
Kenzee Jackson  
Michael Johnson  
Ray Stovall

Second Team

Honorable Mention

## 2015

First Team  
Second Team  
Honorable Mention

Hunter Kissinger  
Gerrand Johnson  
Trey Caldwell  
Marcus Green  
Michael Johnson  
Colby Mitchell

## 2016

Second Team  
Honorable Mention

Jeff Savage  
Justin Backus  
David Griffith  
Ajalen Holley  
Frank Sutton Jr.

## 2017

First Team  
Third Team  
  
Honorable Mention

Marcus Green  
Frank Sutton  
R.J. Turner  
Caleb Evans  
David Griffith  
Caleb Tucker  
Brian Williams

## 2018

First Team  
Second Team  
Third Team  
  
Honorable Mention

Marcus Green  
David Griffith  
Caleb Evans  
Bobby Reynolds  
Derrick Gore  
Marcus Hubbard  
Donald Louis Jr.  
Jaylen Veasley

## 2019

First Team  
  
Second Team  
  
Third Team  
Honorable Mention

Josh Pederson  
Corey Straughter  
Josh Johnson  
Bobby Reynolds  
Cortez Sisco  
Donald Louis Jr.  
Caleb Evans  
Markis McCray  
Larance Shaw  
Eastwood Thomas

## 2020

Second Team  
Honorable Mention

Josh Pederson  
Austin Hawley  
Evan Henry  
Ty Shelby  
Traveion Webster

## 2021

Third Team  
  
Honorable Mention

Boogie Knight  
Calum Sutherland  
Ty Shelby  
Caleb Thomas  
Traveion Webster  
Zack Woodard

## 2022

Second Team  
  
Honorable Mention

Tyrone Howell  
Devyn McCormick  
Quae Drake  
Calum Sutherland  
Caleb Thomas  
Zack Woodard

## 2023

Second Team  
Honorable Mention

Adin Huntington  
Elijah Fisher  
Tyrone Howell  
Zarian McGill  
Kenard Snyder

## 2024

Freshman of the Year  
First Team  
Second Team  
Third Team

Ahmad Hardy  
Ahmad Hardy  
Kevontay Wells  
Carl Glass Jr.  
Billy Pullen  
Wydett Williams Jr.  
Elijah Fisher  
David Godsey Jr.  
Rylan Green  
Julian Nixon

Honorable Mention



Ahmad Hardy, 2024 Sun Belt Freshman of the Year