

## 2023-24 SCHEDULE

Overall: 11-8 | Sun Belt: 8-1 | Non-Conference: 3-7  
Home: 5-4 | Road: 4-4 | Neutral: 2-0  
Last 5: 5-0 | Last 10: 9-1

### NOVEMBER (0-4)

Date	Day	Opponent	Time/Result
6	Mon	West Alabama (Exh.)	W, 97-54
11	Sat	Ball State^	L, 71-86
14	Tue	Samford	L, 61-65
19	Sun	Tennessee	L, 73-100
29	Wed	Belmont	L, 68-72

### DECEMBER (3-4)

Date	Day	Opponent	Time/Result
2	Sat	Memphis	L, 88-100
6	Wed	Georgia	L, 70-86
9	Sat	UT Martin	W, 71-59
17	Sun	Iowa State	L, 68-105
20	Wed	Stephen F. Austin"	W, 98-78
21	Thu	New Mexico State"	W, 81-66
31	Sun	Georgia State*	L, 89-90 (ot)

### JANUARY (8-0)

Date	Day	Opponent	Time/Result
4	Thu	Georgia Southern*	W, 74-71
6	Sat	Coastal Carolina*	W, 86-80
10	Wed	Louisiana*	W, 90-44
13	Sat	James Madison*	W, 87-74
18	Thu	Texas State*	W, 92-85
20	Sat	Louisiana*	W, 65-57
25	Thu	Southern Miss*	W, 77-70
27	Sat	Arkansas State*	W, 91-84 (ot)

### FEBRUARY (--)

Date	Day	Opponent	Time/Result
1	Thu	ULM*	6:30 p.m.
3	Sat	Southern Miss*	2 p.m.
7	Wed	Old Dominion*	5:30 p.m.
10	Sat	Bowling Green^	TBD
15	Thu	Texas State*	5:15 p.m.
17	Sat	ULM*	2 p.m.
21	Wed	Arkansas State*	6 p.m.
24	Sat	South Alabama*	2 p.m.
28	Wed	App State*	6 p.m.

### MARCH (--)

Date	Day	Opponent	Time/Result
1	Fri	South Alabama	6 p.m.
5	Tue	SBC Tournament	TBD

Home games in **BOLD** at Trojan Arena - All Times Central


\* - Sun Belt Conference

" - Austin Peay Tournament (Clarksville, Tenn.)

^ - MAC-SBC Challenge

### SUN BELT STANDINGS

	SBC	Overall	GB
1. Marshall	9-0	15-5	-
2. <b>Troy</b>	<b>8-1</b>	<b>11-8</b>	<b>1</b>
3. ULM	7-2	15-5	2
James Madison	7-2	15-6	2
5. Old Dominion	6-3	14-5	3
6. Georgia State	5-4	11-8	4
7. Arkansas State	4-5	10-9	5
Appalachian State	4-5	10-10	5
Louisiana	4-5	8-10	5
10. Georgia Southern	3-6	13-8	6
Southern Miss	3-6	10-9	6
12. Texas State	2-7	11-10	7
13. Coastal Carolina	1-8	7-15	8
14. South Alabama	0-9	7-14	9



## 2023-24 WOMEN'S BASKETBALL TROY TROJANS


#DOTHEIMPOSSIBLE | #ONETROY

## GAME 20

TROY at ULM

Thursday, Feb. 1 >> 6:30 p.m.  
Fant-Ewing Coliseum >> Monroe, La.  
troystats.com | ESPN+  
Troy Sports Radio Network

## THE MATCHUP



### TROY TROJANS (11-8, 8-1 SBC)

Head Coach: Chanda Rigby (Southeastern Louisiana, 1990)

Record at Troy: 220-139 (12th Season)

Career Record: 448-237 (20th Season)

VS



### ULM WARHAWKS (15-5, 7-2 SBC)

Head Coach: Missy Bilderback (Southern Miss, 2001)

Record at ULM: 15-5 (1st Season)

Career Record: 213-38 (9th Season)

## QUICK HITTERS

• Head coach Chanda Rigby returns for her 12th season with the Troy Trojans, earning 220 wins since her hiring back in 2012-13. In that frame, Rigby led the Trojans to seven 20-plus win seasons, three Sun Belt Tournament Championships, two Sun Belt Regular Season Titles, three trips to the NCAA Tournament, seven postseason appearances, 20 all-conference selections, five Sun Belt Post Season Award winners, a Sun Belt Player of the Year honoree and a Sun Belt Coach of the Year award.

• Makayia Hallmon joined elite company at the buzzer against Belmont, nailing the triple for her 1,000th career point. She's scored 712 of those as a Trojan on 270 made field goals, 54 triples and 118 free throws.

• Over the past two games, Tai'Sheka Porchia has claimed new career-highs in points (35), free throws made (9), free throws attempted (12), field goals made (15), field goals attempted (27) and rebounds (17).

• Porchia converted 15 made field goals on Saturday for the seventh most in Troy D-I history for a single game and became the first 15-plus game since Alex Dye (Texas State – March 6, 2021).

• Ja'Mia Hollings (15-12) and Tai'Sheka Porchia (35-17) had double-double performances on points and rebounds against the Red Wolves to push the teams' totals to 13 – Hollings (6), Porchia (5) and Dyer (2).

• Porchia's 35-point performance tied Samantha Tomlinson for the 10th most points scored in Troy D-I for a single game. She also becomes one of two active Trojans (Makayia Hallmon – 2) to score 30-plus points.

• At 6-1, Porchia scored 25 against Southern Miss and 35 on Arkansas State to become the first Trojans with back-to-back 20-plus point performances since Nia Daniel in 2022 against Tulane and Mercer.

### ROSTER AT A GLANCE

#### POSSIBLE STARTERS

#	Name	Yr.	PPG	RPG	APG
3	Makayia Hallmon	Sr.	16.4	2.5	1.8
10	Tai'Sheka Porchia	Sr.	15.1	7.8	0.6
11	Ja'Mia Hollings	Sr.	13.0	8.2	0.7
12	Nia Daniel	Sr.	12.1	3.6	0.9
13	Shaulana Wagner	Jr.	5.4	5.5	4.7

#### OFF THE BENCH

#	Name	Yr.	PPG	RPG	APG
0	Gabbi Cartagena	Jr.	1.6	1.7	0.2
2	Felmas Koranga	Sr.	5.3	1.7	0.3
5	Zay Dyer	So.	6.5	5.8	0.9
22	Sharonica Hartsfield	Jr.	2.2	2.3	3.1
23	Shaniah Nunn	So.	1.4	1.1	0.6
24	Sara Carvajal Caro	Jr.	0.7	0.8	0.0
32	Leilani Augmon	Jr.	4.1	2.4	1.0
35	Leilani Guion	Jr.	5.1	1.4	0.9

### SERIES HISTORY

Overall	15-14
In Troy	8-5
Away	7-7
Neutral	0-2
Sun Belt	11-10

### THE NUMBERS

1	Porchia leads the Sun Belt Conference in offensive rebounds, averaging 4.2 to rank 11th in the country.
8	The Trojans finished January at a perfect 8-0, marking their first perfect month since the program went 6-0 in February 2022.
8	With their eighth win in conference, Troy tied the 2014-15 team for the fourth longest league win streak – team went on to compete in the WBI.
10	Over the last 10 matchups against ULM, Troy won all 10 with an average win margin of +19.3. Only two matchups finished within single digits (86-79, 72-65).
139	With 139 wins in the SBC Rigby has the third most wins in conference history– sits 55 wins from second (Brian Boyer – 193).

### SOCIAL MEDIA

X @TroyTrojansWBB  
Instagram @troytrojanswbb  
Facebook @Troy Women's Basketball



# TEAM NOTES / QUICK FACTS

## TEAM NOTES

### PRESEASON NODS

The Trojans led the Sun Belt Conference with three players being named to the Preseason All-Sun Belt team. Makayia Hallmon extended Troy's streak of having a player of the first team to four after leading the team with 15 points per game in 2022-23 on 37.1 percent from the field. Ja'Mia Hollings and Tai'Sheka Porchia followed her with All-Sun Belt Second Team nods. Hollings tallied 12.7 points and 8.4 rebounds, while Porchia had 12.4 points and 7.2 rebounds.

### FIVE NEWBIES

Troy lost seven players either to the transfer portal or graduation. Thus, the Troy coaching staff revamped the roster with five new additions. Three of the newcomers come from JUCO program with Shaulana Wagner coming from Wabash Valley, Sara Carvajal Caro from Monroe College and Leilani Guion from Eastern Florida State. Meanwhile, the other two newcomers come from Sun Belt foes Arkansas State (Leilani Augmon) and Georgia State (Zay Dyer). With the Red Wolves, Augmon averaged eight points and 4.6 rebounds in 24.5 minutes. Dyer saw 18 starts for 6.5 points and 5.5 rebounds on 50.5 percent shooting.

### EXPERIENCE MATTERS

Heading into 2023-24, the Trojans placed an emphasis on experience. The 13-women roster that head coach Chanda Rigby rolls in has 11 upperclassmen, including five seniors. Additionally, the Trojans bring back Felmas Koranga and Sharonica Hartsfield who have experienced a Sun Belt title alongside Rigby and all five primary starters from 2022-23 (Hartsfield, Makayia Hallmon, Nia Daniel, Tai'Sheka Porchia, Ja'Mia Hollings).

### PREASON RUNNER-UPS

The Preseason Coaches Polls placed Troy in second with 177 total votes - 13 behind the defending Sun Belt Champions James Madison. The Trojans also received three first place votes.

### NEW ASSISTANT IN THE HOUSE

The departure of Courtney Simmons left a gap in the Troy coaching staff, only to be filled by Stephanie Murphy from Tutiler, Miss. Murphy graduated from Ole Miss in 2022 and two years later got her first head coaching gig at Meridian High School. She proceeded to coach at three high schools over 14 seasons before breaking into the college scene in 2018 with Coahoma Community College. She coached there for five seasons, accumulating a 48-10 record in her final three years before joining the Trojans.

### HUNGRY FOR 20

The Trojans come into 2023-24 hungry to be back at the top of the field after last season's 17-13, 12-6 SBC record ended a four year streak of 20-plus wins for head coach Chanda Rigby and the Trojans. It also marked just the fourth time since Rigby joined the Trojans in 2012 that the women's team didn't eclipse 20 wins.

### FIRST TIME FOR EVERYTHING

The Trojans prepare for a 29-game schedule with 13 home games. Of the 29 games, five see the Trojans face off new opponents. Troy first meeting with Ball State kicks off the new season before they travel to take on Memphis on Dec. 2. The next first time matchups see Troy face Georgia (Dec. 6), Stephen F. Austin (Dec. 20) and New Mexico State (Dec. 21).

### SBC-MAC CHALLENGE

Troy and the Sun Belt Conference began an initiative to be carried on an ESPN platform as a piece of the team's strategic plan. The conference hopes to utilize the meetings to appreciate the league's roots while looking to increase competition and success on the court. Troy's first game sees it battle Ball State to open the season with the second matchup set for Saturday, Feb. 10, 2024 with an opponent that is to be named at a later date.

### ALABAMA VERSUS TENNESEE

The Trojans have 14 games that will be played in the state of Alabama with 13 home games in Trojan Arena and one at the Mitchell Center against rival South Alabama. Not far behind Alabama is the state of Tennessee for the Trojans as they visit the Volunteer State for four matchups, including two power-five matchups in Tennessee and Memphis. The other two set Troy up against SFA and New Mexico State for the Austin Paey Tournament set from Dec. 20-21.

### POWER-FIVE OPPONENTS

2023-24 sees the Trojans prepare for three power-five opponents on the road. Their first test sees them travel to Knoxville, Tenn. to face eight-time NCAA National Champions Tennessee on Nov. 19. The next matchup has Troy battle SEC opponent Georgia on Dec. 6. Troy looks to grab its fourth win against the SEC after sitting at 3-50 against teams in the conference. The last battle has Troy heading north to Iowa State on Dec. 17 for the second time in program history, having lost to ISU 65-77 back in 1993.

### AN EVENTFUL RETURN

Felmas Koranga earned 2022-23 Preseason Player of the Year and was preparing for an explosive season before a season-ending injury saw the forward go down after four games. The NCAA granted a waiver for the Kenya native, allowing Trojan nation to sit in anticipation for her return to the court.

### FEBRUARY 7

February 7 has been circled on the Trojan calendar since March 3, 2023 when a controversial missed call in the quarterfinal round of the Sun Belt Tournament against Old Dominion forced a quick exit from postseason play. The Trojans meet the Monarchs in Norfolk, Va. for a must-watch event.

### IMMORTALIZED IN TROY HISTORY

With Felmas Koranga returning from injury, the senior has a chance to jump up the career leaderboards. Before the season, Koranga sits fourth all-time and second in D-I history in rebounding average at 10.7, fifth in D-I total rebounds at 641 and 10th in D-I blocks at 61. For total rebounds, she sits 126 rebounds away from Donette McNair at 767, while she must average accumulate 351 rebounds over the 29 guaranteed games or a career-high 12.1 per game.

## 2023-24 QUICK FACTS

### UNIVERSITY

**Location** ..... Troy, Alabama  
**Founded** ..... 1887  
**Enrollment** ..... 20,000  
**Chancellor** ..... Dr. Jack Hawkins, Jr.  
**Athletic Director** ..... Brent Jones  
**Affiliation** ..... NCAA Division I  
**Conference** ..... Sun Belt  
**Nickname** ..... Trojans  
**Colors** .....  
..... Cardinal (PMS 202), Silver (PMS 877), Black  
**Arena (capacity)** ..... Trojan Arena (5,200)  
**Opened** ..... 2012

### WOMEN'S BASKETBALL HISTORY

**First Season** ..... 1975-76  
**All-Time Record** ..... 696-696  
**First Division I Season** ..... 1993-94  
**All-Time D1 Record** ..... 526-452  
**Overall Postseason Record** ..... 0-6  
**NCAA Tournament App. (Last)** ..... 4 (2021)  
..... First Round vs No. 2 Texas A&M: L, 80-84  
**WNIT App (Last)** ..... 2 (2022)  
..... First Round vs Alabama: L, 79-82  
**WBI App (Last)** ..... 1 (2015)  
..... First Round at Mercer: L, 68-83  
**Conference Titles** ..... 7  
..... Regular Season (Last) ..... 3 (SBC, 2022)  
..... Tournament (Last) ..... 4 (SBC, 2021)

### 2022-23 REVIEW

**2022-23 Overall Record** ..... 17-13  
**2022-23 SBC Record (Finish)** ..... 12-6 (4th)  
**Postseason** ..... N/A

### 2023-24 Preview

**Letterwinners Returning/Lost** ..... 8/7  
**Newcomers** ..... 5  
**Starters Returning** ..... 5  
G Makayia Hallmon (Sr.) - 15 PPG, 2.7 RPG  
G Nia Daniel (Jr.) - 12.7 PPG, 4.2 RPG  
G Sharonica Hartsfield (Jr.) - 4.3 PPG, 3.5 RPG  
F Tai'Sheka Porchia (Sr.) - 12.4 PPG, 7.2 RPG  
F Ja'Mia Hollings (Sr.) - 12.7 PPG, 8.4 RPG  
**Starters Lost** ..... 0  
**Returning Scoring** ..... 74.1% (1,851 of 2,499)  
**Returning Assists** ..... 68.6% (284 of 414)  
**Returning Rebounding** ..... 66.5% (1,015 of 1,527)  
**Returning Blocks** ..... 56.5% (65 of 115)  
**Returning Minutes** ..... 31% (4,332 of 6,125)

### WOMEN'S BASKETBALL STAFF

**Head Coach** ... Chanda Rigby (SE Louisiana, 1990)  
Record at Troy ..... 220-139 (13th Season)  
Career Record ..... 448-237 (22nd Season)  
**Associate Head Coach** ..... Jennifer Graf  
**Asst. Coach** ..... Stephanie Murphy  
**Asst. Coach** ..... Chelsea Dungee  
**Dir. of Basketball Ops** ..... Hailey Kuhns  
**Athletic Trainer** ..... Molly Pearce  
**Strength & Conditioning** ..... Shannon Lemons

### ATHLETICS COMMUNICATIONS

**Website** ..... TroyTrojans.com  
**Director of Communications** ..... Robert Stevens  
**Cell** ..... (315) 807-8109  
**Office** ..... (334) 670-5655  
**Email** ..... restevens@troy.edu  
**Twitter** ..... @RobStevens 5155  
**Official Athletics Social Media** ... @TroyAthletics  
**Official Basketball Social** ..... @TroyTrojansWBB

### TROY RADIO NETWORK

**Play-by-Play** ..... Dan Peck (5th Season)



# ROSTER BREAKDOWN



#	Name	POS.	HT.	YR.	Hometown	High School / Previous School
0	Gabbi Cartagena	G	5-8	Jr.	Jackson, Ga.	Jackson HS
2	Felmas Koranga	F	6-1	Sr.	Nakuru, Kenya	Tyler Junior College
3	Makayia Hallmon	G	5-3	Sr.	Coushatta, La.	UL-Lafayette
5	Zay Dyer	F	6-2	So.	Atlanta, Ga.	Georgia State
10	Tai'Sheka Porchia	F	6-1	Sr.	Camden, Ark.	Pensacola State
11	Ja'Mia Hollings	F	6-2	Sr.	West Point, Miss.	East Mississippi CC
12	Nia Daniel	G	5-10	Sr.	Charlotte, N.C.	Alabama
13	Shaulana Wagner	G	5-10	Jr.	Detroit, Mich.	Wabash Valley
22	Sharonica Hartsfield	G	5-5	Jr.	Oklahoma City, Okla.	Putnam City West
23	Shaniah Nunn	G	6-0	So.	Birmingham, Ala.	Fairfield HS
24	Sara Carvajal Caro	F	6-3	Jr.	Sevilla, Spain	Monroe College
32	Leilani Augmon	G	5-11	Jr.	San Jose, Calif.	Arkansas State
35	Leilani Guion	G	5-10	Jr.	Orlando, Fla.	Eastern Florida State

## PRONUNCIATION GUIDE

Gabbi Cartagena: carta-HEY-nuh  
 Felmas Koranga: FELL-mess core-ON-guh  
 Makayia Hallmon: muh-KYE-uh  
 Tai'Sheka Porchia: tie-SHE-kuh poor-SHAY  
 Ja'Mia Hollings: juh-ME-uh  
 Shaulana Wagner: sha-LON-uh  
 Sharonica Hartsfield: sha-RON-ick-ah  
 Nia Daniel: NEE-uh  
 Shaniah Nunn: shuh-NYE-uh  
 Sara Carvajal Caro: CARR-va-hall KAH-ro  
 Leilani Augmon: lay-LONNIE OGG-munn  
 Leilani Guion: lay-LONNIE GUY-onn  
 Chanda Rigby: SHANN-duh—— \*Rhythms with Panda  
 Jennifer Graf: GRAPH  
 Chelsea Dungee: DUNN-jee

## ROSTER BY STATE

**Georgia (2):** Gabbi Cartagena, Zay Dyer  
**Alabama (1):** Shaniah Nunn  
**Arkansas (1):** Tai'Sheka Porchia  
**California (1):** Leilani Augmon  
**Florida (1):** Leilani Guion  
**Kenya (1):** Felmas Koranga  
**Louisiana (1):** Makayia Hallmon  
**Michigan (1):** Shaulana Wagner  
**Mississippi (1):** Ja'Mia Hollings  
**North Carolina (1):** Nia Daniel  
**Oklahoma (1):** Sharonica Hartsfield  
**Spain (1):** Sara Carvajal Caro

## STAFF INFORMATION

**Head Coach:** Chanda Rigby | 12th Year | SE Louisiana '90  
**Associate Head Coach:** Jennifer Graf | 12th Year | Northwestern State '00  
**Assistant Coach:** Stephanie Murphy | First Year | Ole Miss, '02  
**Assistant Coach:** Chelsea Dungee | Second Year | Arkansas '20  
**Director of Basketball Ops:** Hailey Kuhns | Second Year | LSU '17  
**Head Trainer:** Molly Pearce | Second Year | Troy '20  
**Head Strength Coach:** Shannon Lemons | First Year | Alabama '08  
**WBB SID:** Robert Stevens | First Year | Utica College '21  
**Graduate Assistant:** Nathan Roberts | First Year | Troy '23'

## TROJANS BY POSITION

**Guards (8):** Gabbi Cartagena, Makayia Hallmon, Nia Daniel, Shulana Wagner, Sharonica Hartsfield, Shaniah Nunn, Leilani Augmon, Leilani Guion

**Forwards (5):** Felmas Koranga, Zay Dyer, Tai'Sheka Porchia, Ja'Mia Hollings, Sara Carvajal Caro

## ROSTER BY CLASS

**Sophomore (2):** Zay Dyer, Shaniah Nunn  
**Junior (6):** Gabbi Cartagena, Shaulana Wagner, Sharonica Hartsfield, Sara Carvajal Caro, Leilani Augmon, Leilani Guion  
**Senior (5):** Felmas Koranga, Makayia Hallmon, Tai'Sheka Porchia, Ja'Mia Hollings, Nia Daniel







# PHOTO ROSTER



Gabbi  
**CARTAGENA**  
G • 5-8 • Jr.  
Jackson, Ga.



Felmas  
**KORANGA**  
F • 6-1 • Sr.  
Nakuru, Kenya



Makayia  
**HALLMON**  
G • 5-3 • Sr.  
Coushatta, La.



Zay  
**DYER**  
G • 5-3 • So.  
Atlanta, Ga.



Tai'Sheka  
**PORCHIA**  
F • 6-1 • Sr.  
Camden, Ark.



Ja'Mia  
**HOLLINGS**  
F • 6-2 • Sr.  
West Point, Miss.



Nia  
**DANIEL**  
F • 5-10 • Sr.  
Camden, Ark.



Shaulana  
**WAGNER**  
G • 5-10 • Jr.  
Detroit, Mich.



Sharonica  
**HARTSFIELD**  
G • 5-5 • Jr.  
Oklahoma City, Okla.



Shaniah  
**NUNN**  
G • 6-0 • So.  
Birmingham, Ala.



Sara  
**CARVAJAL CARO**  
F • 6-3 • Jr.  
Sevilla, Spain



Leilani  
**AUGMON**  
G • 5-11 • Jr.  
San Jose, Calif.



Leilani  
**GUION**  
G • 5-10 • Jr.  
Orlando, Fla.



Chanda  
**RIGBY**  
Head Coach



Jennifer  
**GRAF**  
Associate Head Coach



Stephanie  
**MURPHY**  
Assistant Coach



Chelsea  
**DUNGEE**  
Assistant Coach





## MATCHUP HISTORY (LAST 25 MATCHUPS)

Date	Location	Score	Result
Jan. 31, 2008	Troy, Ala.*	49-51	L
Mar. 5, 2008	Monroe, La.	66-65	W
Jan. 18, 2009	Monroe, La.*	42-70	L
Dec. 30, 2009	Monroe, La.*	67-69	L
Jan. 27, 2010	Troy, Ala.*	65-52	W
Jan. 29, 2011	Monroe, La.*	48-65	L
Mar. 5, 2011	Hot Springs, Ark.#	51-60	L
Jan. 21, 2012	Troy, Ala.*	46-49	L
Jan. 10, 2013	Troy, Ala.*	69-75	L
Jan. 26, 2013	Monroe, La.*	74-79	L
Jan. 16, 2014	Troy, Ala.*	72-83	L
Mar. 1, 2014	Monroe, La.*	87-91	L
Jan. 15, 2015	Monroe, La.*	82-77	W
Jan. 29, 2015	Troy, Ala.*	90-51	W
Jan. 21, 2016	Monroe, La.*	73-77	L
Feb. 27, 2016	Troy, Ala.*	74-64	W
Feb. 9, 2017	Monroe, La.*	94-67	W
Jan. 25, 2018	Monroe, La.*	86-79	W
Feb. 24, 2018	Troy, Ala.*	94-62	W
Jan. 24, 2019	Troy, Ala.*	78-56	W
Jan. 8, 2020	Monroe, La.*	72-65	W
Feb. 5, 2020	Troy, Ala.*	77-65	W
Jan. 15, 2022	Troy, Ala.*	89-57	W
Jan. 12, 2023	Troy, Ala.*	92-74	W
Feb. 11, 2023	Monroe, La.*	108-82	W

# - Hot Springs, Ark.  
\* - Sun Belt game

## LAST GAME RECAP & BOX SCORE

Arkansas St. - 84												
Record: 10-9 (4-5)												
NO.	Name	Min	FG	3P	FT	Rebounds	Fouls	TP	AS	TO	ST	Blocks
			M-A	M-A	M-A	OR DR TOT	PF FD					+/-
34	Cheyenne Forney	F 14:15	1-5	0-0	0-0	2 0 2	2 0	2	0	0	0	1 1
2	Wynter Rogers	G 25:45	2-8	2-6	0-0	1 6 7	2 0	6	3	2	2	1 0
15	Annalese Griffin	G 42:34	5-14	4-10	2-2	1 6 7	2 3	16	0	3	0	0 0
23	Izzy Higginbottom	G 43:09	12-31	2-7	8-8	3 2 5	2 7	34	8	4	3	0 2
24	Laurny Pendleton	G 36:44	4-12	1-5	0-0	1 1 2	1 1	9	0	2	3	0 0
7	Mallory Wilkerson	22:50	2-8	1-6	0-0	0 2 2	2 0	5	0	0	0	1 8
25	Kendra Gillespie	13:49	3-5	0-0	0-0	3 3 6	4 0	6	0	0	0	0 0
3	Crislyn Rose	08:58	0-0	0-0	0-0	0 1 1	0 0	0	0	0	0	0 5
14	Emma Imevbore	16:56	3-3	0-0	0-0	2 9 11	1 1	6	0	0	0	4 0
Team						4 1 5				0		
Totals			32-86	10-34	10-10	17 31 48	16 12	84	11	11	8	6 4
Technical Fouls: NONE												

Shooting By Period		
1 <sup>st</sup> FG%	6-20	30.0%
3PT%	2-8	25.0%
FT%	0-0	0%
2 <sup>nd</sup> FG%	7-23	30.4%
3PT%	2-8	25.0%
FT%	1-1	100%
3 <sup>rd</sup> FG%	10-21	47.6%
3PT%	3-9	33.3%
FT%	2-2	100%
4 <sup>th</sup> FG%	6-14	42.9%
3PT%	2-3	66.7%
FT%	5-5	100%
OTFG%	3-8	37.5%
GM FG%	32-86	37.2%
3PT%	10-34	29.4%
FT%	10-10	100.0%

Dead Ball Rebounds: 0, 0

Troy - 91												
Record: 11-8 (8-1)												
NO.	Name	Min	FG	3P	FT	Rebounds	Fouls	TP	AS	TO	ST	Blocks
			M-A	M-A	M-A	OR DR TOT	PF FD					+/-
11	Tai/Sheka Porchia	F 39:06	15-27	0-0	5-7	8 9 17	1 5	35	0	0	0	1 1
11	Ja'Mia Hollings	F 38:24	6-12	0-1	3-3	5 7 12	2 3	15	0	5	1	1 1
3	Makayla Hallmon	G 35:33	8-18	4-6	3-5	2 5 7	1 2	23	2	2	0	0 2
12	Nia Daniel	G 33:41	2-10	0-1	3-4	3 2 5	2 3	7	3	0	0	1 1
13	Shaulana Wagner	G 25:51	0-2	0-1	1-2	1 8 9	1 1	1	6	1	0	0 11
5	Zay Dyer	09:34	1-5	0-0	0-0	1 0 1	0 0	2	0	0	0	1 1
32	Lellani Augmon	08:16	1-2	0-1	0-0	0 0 0	1 0	2	0	0	0	0 0
22	Sharonica Hartsfield	15:44	0-3	0-0	0-0	1 2 3	0 0	0	4	2	2	0 0
35	Lellani Guion	13:50	3-6	0-2	0-1	0 2 2	1 2	6	1	1	1	0 0
0	Gabbi Cartagena	05:01	0-2	0-2	0-0	0 1 1	3 0	0	0	0	0	0 1
Team						4 1 5				0		
Totals			36-87	4-14	15-22	25 37 62	12 16	91	16	11	4	4 6
Technical Fouls: NONE												

Shooting By Period		
1 <sup>st</sup> FG%	8-18	44.4%
3PT%	0-2	0.0%
FT%	3-4	75%
2 <sup>nd</sup> FG%	8-20	40.0%
3PT%	0-2	0.0%
FT%	3-4	75%
3 <sup>rd</sup> FG%	10-22	45.5%
3PT%	1-3	33.3%
FT%	4-7	57.1%
4 <sup>th</sup> FG%	4-19	21.1%
3PT%	0-4	0.0%
FT%	4-5	80%
OTFG%	6-8	75.0%
3PT%	3-3	100.0%
FT%	1-2	50%
GM FG%	36-87	41.4%
3PT%	4-14	28.6%
FT%	15-22	68.2%

Dead Ball Rebounds: 2, 0

## 23-24 STATISTICAL COMPARISON

CATEGORY	T	ULM
Overall Record	11-8	15-5
Conf. Record	8-1	7-2
Streak	W8	W6
Scoring	78.9	74.9
Scoring Defense	77.5	63.8
Scoring Margin	+1.4	+11.3
Field Goal Pct	.408	.416
Field Goal Pct Defense	.421	.362
3-Pt FG per Game	4.3	8.2
3-Pt Field Goal Pct	.268	.340
3-Pt Field Goal Pct Defense	.325	.264
Free Throw Pct	.699	.733
Rebounds per game	45.3	40.6
Opp. Rebounds per game	42.6	40.2
Rebounding Margin	+2.7	+0.4
Assists	277	292
Assists per game	14.6	14.6
Turnovers	254	268
Turnovers per game	13.4	13.4
Opp. turnovers per game	17.0	17.2
Turnover margin	+3.6	+3.8
Assist/Turnover Ratio	1.1	1.1
Steals	181	171
Steals per game	9.5	8.6
Blocks	53	64
Blocks per game	2.8	3.2

## 23-24 STATISTICAL COMPARISON (SBC ONLY)

CATEGORY	T	ULM
Scoring	83.4	73.0
Scoring Defense	72.8	66.0
Scoring Margin	+10.7	+7.0
Field Goal Pct	.425	.421
Field Goal Pct Defense	.388	.375
3-Pt FG per Game	4.0	9.0
3-Pt Field Goal Pct	.281	.365
3-Pt Field Goal Pct Defense	.307	.304
Free Throw Pct	.671	.732
Rebounds per game	49.9	38.1
Opp. Rebounds per game	41.6	39.6
Rebounding Margin	+8.3	-1.4
Assists	132	124
Assists per game	14.7	13.8
Turnovers	116	109
Turnovers per game	12.9	12.1
Opp. turnovers per game	16.2	13.0
Turnover margin	+3.3	+0.9
Assist/Turnover Ratio	1.1	1.1
Steals	80	52
Steals per game	8.9	5.8
Blocks	23	27
Blocks per game	2.6	3.0



# GAME-BY-GAME LEADERS / MISC. STATS

## GAME-BY-GAME STAT CATEGORY LEADERS

Game	Results	Points	Assists	Rebounds	Blocks	Steals
Ball State	L, 86-71	J. Hollings (18)	S. Hartsfield (10)	Two Players (9)	N. Daniel (2)	Four Players (1)
Samford	L, 61-65	J. Hollings (17)	S. Wagner (5)	Two Players (12)	J. Hollings (2)	Two Players (3)
at Tennessee	L, 73-100	N. Daniel (19)	S. Wagner (7)	T. Porchia (8)	Four Players (1)	S. Hartsfield (3)
Belmont	L, 68-72	J. Hollings (13)	S. Hartsfield (5)	Two Players (9)	Two Players (1)	J. Hollings (5)
at Memphis	L, 88-100	N. Daniel (17)	S. Wagner (4)	Z. Dyer (10)	S. Nunn (2)	S. Wagner (4)
at Georgia	L, 70-86	N. Daniel (19)	M. Hallmon (5)	J. Hollings (7)	Two Players (2)	Two Players (2)
UT-Martin	W, 71-59	N. Daniel (15)	S. Wagner (5)	Two Players (8)	N. Daniel (2)	S. Hartsfield (4)
at Iowa State	L, 68-105	M. Hallmon (18)	Two Players (4)	T. Porchia (6)	T. Porchia (1)	T. Porchia (3)
Stephen F. Austin	W, 98-78	N. Daniel (21)	S. Hartsfield (5)	Two Players (6)	J. Hollings (1)	N. Daniel (4)
New Mexico State	W, 81-66	M. Hallmon (30)	S. Wagner (4)	Three Players (7)	L. Guion (2)	Four Players (2)
Georgia State	L, 89-90 (ot)	Ja'Mia Hollings (27)	L. Augmon (5)	J. Hollings (13)	J. Hollings (3)	L. Guion (3)
at Georgia Southern	W, 74-71	T. Porchia (24)	S. Wagner (8)	Z. Dyer (15)	J. Hollings (2)	S. Wagner (3)
at Coastal Carolina	W, 86-80	M. Hallmon (22)	S. Wagner (8)	Two Players (11)	Three Players (1)	Four Players (2)
Louisiana	W, 90-44	Z. Dyer (18)	S. Wagner (7)	T. Porchia (10)	N. Daniel (1)	M. Hallmon (3)
James Madison	W, 87-74	M. Hallmon (27)	Two Players (4)	J. Hollings (14)	Three Players (1)	Two Players (2)
at Texas State	W, 92-85	J. Hollings (19)	S. Hartsfield (7)	S. Wagner (10)	Two Players (1)	J. Hollings (4)
at Louisiana	W, 65-57	N. Daniel (23)	N. Daniel (4)	T. Porchia (9)	N/A	Two Players (2)
Southern Miss	W, 77-70	T. Porchia (25)	S. Wagner (5)	J. Hollings (15)	Three Players (1)	J. Hollings (4)
Arkansas State	W, 91-84 (ot)	T. Porchia (35)	S. Wagner (6)	T. Porchia (17)	Four Players (4)	S. Hartsfield (2)
at ULM						
at Southern Miss						
at Old Dominion						
at MAC Opponent						
Texas State						
ULM						
at Arkansas State						
at South Alabama						
Appalachian State						
South Alabama						

## MISCELLANEOUS SUPERLATIVE CATEGORY LEADERS (TROY ONLY)

Games Started						20-Point Scoring Games						Double-Doubles						3+ Blocks					
Player	20-21	21-22	22-23	23-24	Career	Player	20-21	21-22	22-23	23-24	Career	Player	20-21	21-22	22-23	23-24	Career	Player	20-21	21-22	22-23	23-24	Career
Hartsfield	10	15	27	6	58	Hallmon	-	-	8	3	11	Koranga	12	17	-	-	29	Koranga	1	5	-	-	6
Koranga	21	33	3	-	57	Koranga	1	5	-	-	6	Hollings	-	-	9	6	15	Hollings	-	-	3	1	4
Hallmon	-	-	29	16	45	Daniel	-	-	5	1	6	Porchia	-	-	8	5	13	Porchia	-	-	1	-	1
Porchia	-	-	27	18	45	Porchia	-	-	2	3	5	Daniel	-	-	1	-	1						
Daniel	-	-	24	18	42	Hollings	-	-	2	1	3	Dyer	-	-	-	2	2						
Hollings	-	-	21	18	39																		
Wagner	-	-	-	16	16	30-Point Scoring Games						3+ Three-Pointers Made											
Dyer	-	-	-	2	2	Player	20-21	21-22	22-23	23-24	Career	Player	20-21	21-22	22-23	23-24	Career						
Augmon	-	-	-	1	1	Hallmon	-	-	1	1	2	Daniel	-	-	5	2	7						
Cartagena	-	-	1	-	1	Porchia	-	-	-	1	1	Hallmon	-	-	4	2	6						
												Hollings	-	-	1	-	1						
10-Point Scoring Games						10+ Rebounding Games						5+ Assists											
Player	20-21	21-22	22-23	23-24	Career	Player	20-21	21-22	22-23	23-24	Career	Player	20-21	21-22	22-23	23-24	Career						
Koranga	19	24	-	-	42	Koranga	13	19	1	-	33	Hartsfield	9	4	9	4	26						
Hallmon	-	-	23	15	38	Hollings	-	2	10	6	18	Wagner	-	-	-	8	8						
Porchia	-	-	21	16	37	Porchia	-	-	8	5	13	Hallmon	-	-	2	1	3						
Hollings	-	2	17	12	31	Dyer	-	-	-	3	3	Augmon	-	-	-	1	1						
Daniel	-	-	17	11	28	Wagner	-	-	-	1	1												
Cartagena	-	4	-	1	5	Daniel	-	-	1	-	1												
Wagner	-	-	-	5	5																		
Dyer	-	-	-	5	5	15+ Rebounding Games						5+ Steals											
Hartsfield	1	2	1	-	4	Player	20-21	21-22	22-23	23-24	Career	Player	20-21	21-22	22-23	23-24	Career						
Guion	-	-	-	4	4	Koranga	4	4	-	-	8	Hartsfield	2	1	3	-	6						
Augmon	-	-	-	1	1	Hollings	-	-	5	-	5	Koranga	-	2	-	-	2						
Nunn	-	-	1	-	1	Porchia	-	-	1	2	3	Hollings	-	-	-	1	1						
						Dyer	-	-	-	1	1												



## A TROY TEAM...

Scored 100-110 points ..... 108 at ULM (2/11/23)  
 Scored 100+ points in a Sun Belt Game ..... 108 at ULM (2/11/23)  
 Scored 110+ points ..... 114 vs. LaGrange (12/14/22)  
 Scored 120+ points ..... 131 vs LaGrange College (12/7/20)  
 Scored 60+ points in a half ..... 63 (1st) 114 vs. LaGrange (12/14/22)  
 Scored less than 50 points ..... 31 at Oregon State (3/18/16)  
 Scored less than 20 points in a half ..... 19 (1st) at Middle Tennessee (12/14/17)  
**Allow fewer than 50 points scored ..... 44 vs. Louisiana (1/10/24)**

**Played an overtime game ..... W, 91-84, vs. Arkansas St. (1/27/24)**  
**Won an overtime game ..... W, 91-84, vs. Arkansas St. (1/27/24)**  
 Played a double-overtime game ..... L, 100-103 vs. Tulane (12/7/22)

Shot 60 percent FG ..... 62.7% (52-83) vs LaGrange College (12/7/20)  
 Shot less than 30 percent FG ..... 27.5 (24-91) at Samford (11/7/22)  
 Made 10+ 3-pointers ..... 11 at Marshall (1/19/23)  
 Made 15+ 3-pointers ..... 15 vs Ga. Southern (2/16/19)  
 Shot 50 percent 3FG ..... 50% (7-14) at Louisiana (2/4/23)  
**Did not make a 3-pointer ..... 0-of-8 at Memphis (12/2/23)**  
 Did not allow a 3-pointer ..... Coastal Carolina, 0-for-4 (1/23/21)

Made 30+ free throws ..... 30 vs Jackson State (12/20/21)  
**Shot 90 percent FT (min. 10 att) ..... 90.0 (9-10) at Georgia (12/6/23)**  
**Shot less than 50 percent FT ..... 48 (12-15), at Georgia Southern (1/4/24)**

Had 80+ rebounds ..... 83 vs Montevallo (12/9/17)  
 Had 70+ rebounds ..... 77 vs. LaGrange (12/14/22)  
**Had 60+ rebounds ..... 62, vs. Arkansas St. (1/27/24)**  
**Had 55+ rebounds ..... 57, vs. Georgia Southern (1/4/24)**

Had 30+ assists ..... 35 vs Chicago State (1/23/95)  
 Had 25+ assists ..... 27 at ULM (2/11/23)

Had 30+ steals ..... 32 vs Fort Valley State (11/7/19)  
 Had 20+ steals ..... 20 at Georgia State (1/7/22)

Had 10+ blocks ..... 15 vs LaGrange (12/14/22)

Overcame a 15-point deficit to win ..... at South Alabama (2/13/21)  
 ..... 17) Trailing 48-65 w/ 3:34 left in the 3rd quarter, won 84-77  
 Overcame a 20-point deficit to win ..... vs Jackson State (12/20/21)  
 ..... Trailing 24 points, won 99-82

Had seven players score in double figures ..... vs Alabama State (11/29/18)  
 Had six players score in double figures ..... at Georgia State (1/7/22)  
**Had five players score in double figures ..... at Texas State (1/18/24)**  
 Had no players score in double figures ..... at Middle Tennessee (12/14/17)

**Had two players score 20+ points ..... vs. Arkansas St. (1/27/24)**  
 Had three players score 20+ points ..... at ULM (1/25/18)  
 Had two players score 20+ points in consecutive games ..... 3 Times

**Allow no players to score in double figures ..... vs. Louisiana (1/10/24)**

**Had two players record double-doubles ..... vs. Arkansas St. (1/27/24)**  
 Had three players record double-doubles ..... vs. Tulane (12/7/22)

## A TROY PLAYER...

Scored 50+ points ..... 52, Joanna Harden vs UAH (11/26/13)  
 ..... Troy and Sun Belt single-game scoring record  
 Scored 40+ points ..... 46, Ashley Beverly Kelley at Ga. Southern (2/19/15)  
**Scored 30+ points ..... 35, Tai'Sheka Porchia, vs. Arkansas St. (1/27/24)**  
 Scored 30+ points in consecutive games ..... 2, Joanna Harden  
 ..... 33 vs Little Rock (2/26/14), 30 at ULM (3/1/14)  
**Scored 20+ points in consecutive games ..... 2, Tai'Sheka Porchia**  
**..... 25 vs. Southern Miss (1/25/24) / 35 vs. Arkansas St. (1/27/24)**  
 Scored 20+ points in 10 or more consecutive games ..... 15 games, Joanna Harden  
 ..... First at Little Rock (1/11/14), last vs Texas St (3/8/14)  
 Had 20+ points and 20+ rebounds in a game ..... Ja'Mia Hollings  
 ..... 23 points, 20 rebounds vs. South Alabama (1/26/23)

**Made 15+ field goals ..... 15, Tai'Sheka Porchia (1/27/24)**  
**Made 10+ field goals ..... 12, Makayia Hallmon vs. James Madison (1/13/24)**  
 Shot 100% FG (min. 5 att) ..... 7-7, La'Tia Fils-Aime' vs Thomas Univ. (11/21/16)  
 Made 7+ 3-pointers ..... 7, Chaquita Alexander vs UCF (2/28/03)  
 Made 6 3-pointers ..... 6, Jasmine Robinson at Ga. Southern (2/5/21)  
 Made 5 3-pointers ..... Nia Daniel vs. S. Miss (12/29/22)

Made 15+ free throws ..... 15, Joanna Harden vs UALR (2/26/14)  
 Made 10+ free throws ..... 10, Felmas Koranga vs App State (1/2/21)

Had 20+ rebounds ..... 20, Ja'Mia Hollings vs. South Alabama (1/26/23)  
**Had 15-19 rebounds ..... 17, Tai'Sheka Porchia, vs. Arkansas St. (1/27/24)**

Had a triple-double ..... Never in Division I history (1993-present)

Had 15+ assists ..... 15, Amy Sanders vs Chicago St (1/20/97)  
**Had 10+ assists ..... 10, Sharonica Hartsfield vs. Ball State (11/11/23)**

Had 7+ steals ..... 8, Sharonica Hartsfield at UT Margin (11/10/22)  
**Had 5+ steals ..... 5, Ja'Mia Hollings vs. Belmont (11/29/23)**

Had 5+ blocks ..... 8, Janeen Camp vs. LaGrange (12/14/22)  
**Had 3+ blocks ..... 3, Ja'Mia Hollings vs. Georgia State (12/31/23)**

Played every minute in a game ..... 40, A. Beverly Kelley vs Little Rock (1/2/16)  
**Played more than 40 min. .... 40:04, Ja'Mia Hollings vs. Georgia State (12/31/23)**





# GAME-BY-GAME LEADERS / MISC. STATS

## 2023-24 GAME-BY-GAME STARTERS

OPPONENT	1	2	3	4	5	No.	Record
Ball State	N. Daniel	S. Hartsfield	S. Wagner	J. Hollings	T. Porchia	1	0-1
Samford	N. Daniel	S. Hartsfield	S. Wagner	J. Hollings	T. Porchia	2	0-2
at Tennessee	N. Daniel	S. Hartsfield	S. Wagner	J. Hollings	T. Porchia	3	0-3
Belmont	N. Daniel	M. Hallmon	S. Wagner	J. Hollings	Z. Dyer	1	0-1
at Memphis	N. Daniel	M. Hallmon	S. Hartsfield	J. Hollings	Z. Dyer	1	0-1
at Georgia	N. Daniel	M. Hallmon	S. Hartsfield	T. Porchia	Z. Dyer	1	0-1
UT-Martin	N. Daniel	M. Hallmon	S. Wagner	J. Hollings	T. Porchia	1	1-0
at Iowa State	N. Daniel	M. Hallmon	S. Wagner	J. Hollings	T. Porchia	2	1-1
Stephen F. Austin	N. Daniel	M. Hallmon	S. Wagner	J. Hollings	T. Porchia	3	2-1
New Mexico State	N. Daniel	M. Hallmon	S. Wagner	J. Hollings	T. Porchia	4	3-1
Georgia State	L. Augmon	M. Hallmon	S. Hartsfield	J. Hollings	T. Porchia	1	0-1
at Georgia Southern	N. Daniel	M. Hallmon	S. Wagner	J. Hollings	T. Porchia	5	4-1
at Coastal Carolina	N. Daniel	M. Hallmon	S. Wagner	J. Hollings	T. Porchia	6	5-1
Louisiana	N. Daniel	M. Hallmon	S. Wagner	J. Hollings	T. Porchia	7	6-1
James Madison	N. Daniel	M. Hallmon	S. Wagner	J. Hollings	T. Porchia	8	7-1
at Texas State	N. Daniel	M. Hallmon	S. Wagner	J. Hollings	T. Porchia	9	8-1
at Louisiana	N. Daniel	M. Hallmon	S. Wagner	J. Hollings	T. Porchia	10	9-1
Southern Miss	N. Daniel	M. Hallmon	S. Wagner	J. Hollings	T. Porchia	11	10-1
Arkansas State	N. Daniel	M. Hallmon	S. Wagner	J. Hollings	T. Porchia	12	11-1
at ULM							
at Southern Miss							
at Old Dominion							
at MAC Opponent							
Texas State							
ULM							
at Arkansas State							
at South Alabama							
Appalachian State							
South Alabama							

## TROY'S RECORD WHEN...

	Overall	SBC
Leading at halftime	9-1	6-1
Trailing at halftime	2-7	2-0
Tied at halftime	--	--
Playing in overtime	0-1	0-1
Shooting 50% or better	2-0	1-0
Shooting between 40%-50%	8-1	6-0
Shooting below 40%	1-7	1-1
Opp. shoots 50% or better	0-1	--
Opp. shoots between 40%-50%	5-7	3-1
Opp. Shoots below 40%	6-0	5-0
Troy shoots 70% FT or better	4-3	3-0
Troy shoots below 70% FT	6-5	4-1
Troy has more rebounds	9-4	7-1
Opponent has more rebounds	2-3	1-0
Teams are tied in rebounds	0-1	--
Scoring less than 50 points	--	--
Scoring 50-59 points	--	--
Scoring 60-69 points	1-3	1-0
Scoring 70-79 points	3-3	2-0
Scoring 80-89 points	3-2	2-1
Scoring 90+ points	4-0	3-0
Allowing fewer than 50 points	1-0	1-0
Allowing 50-59 points	2-0	1-0
Allowing 60-69 points	1-1	--
Allowing 70-79 points	4-1	3-0
Allowing 80-89 points	3-2	3-0
Allowing 90+ points	0-4	0-1

## ATTENDANCE RECORDS

Date	Opponent	Result	Att.
1. 1/13/24	James Madison*	W, 87-74	3333
2. 2/9/23	Arkansas State*	L, 92-98	3213
3. 1/26/23	South Alabama*	W, 81-62	2917
4. 11/9/21	Talladega College	W, 101-81	2784
5. 2/5/22	South Alabama*	W, 84-52	2724
6. 11/11/21	Florida A&M	W, 79-50	2579
7. 11/5/19	Fort Valley St.	W, 101-52	2539
8. 3/21/19	UAB \$	L, 89-93	2451
9. 2/16/23	Coastal Carolina	L, 97-99	2371
10. 2/23/19	South Alabama *	W, 66-58	2327

\$ WNIT | \* SBC

Playing at home	5-4	4-1
Playing on the road	4-4	4-0
Playing on a neutral court	2-0	--
Game decided by 1-5 points	1-3	1-1
Game decided by 6-10 points	5-0	5-0
Game decided by 11+ points	5-5	2-0
Playing at night (5pm or later)	4-2	4-0
Playing in the afternoon	7-5	4-1
Playing in the morning	0-1	--
Playing on Monday	--	--
Playing on Tuesday	0-1	--
Playing on Wednesday	2-2	1-0
Playing on Thursday	4-0	3-0
Playing on Friday	--	--
Playing on Saturday	5-1	4-0
Playing on Sunday	0-4	0-1

## MARGIN OF VICTORY/DEFEAT

	1	2	3	4	5	6	7	8	9	10	11-15	16-20	20-24	25+
Wins	-	-	1	-	-	1	3	1	-	-	3	1	-	1
Losses	1	-	-	2	-	-	-	-	-	-	2	1	-	2

Playing in November	0-4	--
Playing in December	3-4	0-1
Playing in January	8-0	8-0
Playing in February	--	--
Playing in March	--	--
Playing on TV	--	--
Winning the opening tip	10-3	7-1
Losing the opening tip	1-5	1-0



# CHANDA RIGBY

## HEAD COACH

**12th Season | SE Louisiana, 1990 | Franklinton, La.  
Hired April 11, 2012**



Eyeing her sixth championship in the last nine years, Chanda Rigby enters her 12th season in 2023-24.

Since taking over the program in 2012, Rigby has made Troy a perennial championship and NCAA Tournament contender. Rigby's impressive resume includes seven 20+ win seasons, three Sun Belt Tournament Championships, two Sun Belt Regular Season Titles, three trips to the NCAA Tournament, seven postseason appearances, 20 all-conference selections, five Sun Belt Post Season Award winners, a Sun Belt Player of the Year honoree and a Sun Belt Coach of the Year honor.

From 2019-2023, the Troy Women's Basketball team tallied the most wins of any Sun Belt men's or women's basketball team.

During 2022-2023, the Trojans entered the Sun Belt Tournament as the No. 4 seed – ninth season the team finished in the top four. Hungry for a shot at the semifinals, the tournament ended early for the Trojans with an unfortunate official error during the Old Dominion game in the quarterfinals. Troy scored the longest 75-plus point streak in the country with their 21-straight game streak during the 2022-2023 season. She also coached the only SBC team with four 100-plus games, improving to 34 career 100-point games – record is 31-3.

The team also ranked nationally in the top four for rebounds, offensive rebounds, scoring and free throws. In the league, the Trojans led in scoring, rebounding, steals and offensive rebounds.

The offense powerhouse Rigby led made it a legendary season for the Trojans. Five players averaged double figures for a conference-best 84.2 points per game on the fifth-best field goal percentage of 40.4 percent. Fighting relentlessly during the season, Troy also gained the third-most blocked shots at 3.4 and was the only team in the SBC to average double-figure steals a game at 11.6 – ranked eighth in the nation.

Troy ended the season with multiple league-high honors. Three players earned All-Sun Belt nods. Makayia Hallmon earned second-team honors, while Ja'Mia Hollings and Tai'Sheka Porchia were named to the third team. Hollings and Porchia also earned Sun Belt Player of the Week and NCAA Starting Five of the Week.

In 2022, Rigby and the Trojans returned from the heartbreaking loss at Texas A&M in the 2021 NCAA Tournament looking for vengeance. Troy capped off nonconference action by sweeping the Mississippi State MTE. The Trojans downed host Mississippi State, the eventual SWAC champions Jackson State and South Carolina State to start conference play with momentum.

That momentum carried Rigby's Trojans to three short-handed wins to open conference play. Due to COVID-19 protocols, Troy had to battle through three games with as few as eight players to start conference play a perfect 3-0.

The Troy Women's Basketball squad claimed the Sun Belt Regular Season Championship after convincingly downing Appalachian State 89-56 in the final weekend of the regular season.

Felmas Koranga and Amber Leggett earned All-Sun Belt honors after Koranga was selected to the first team and Leggett to the third team. The Nakuru, Kenya native picked up her second straight First Team All-Sun Belt honor after leading the league in rebounding. The junior also ranked 10th nationally with 354 boards on the season. Leggett earned her first nod from the Sun Belt Conference, being tabbed a Third Team All-Sun Belt selection in her first season with the Trojans. The Navarre, Fla., native ranked second on the team and 15th in the league, averaging 11.8 points per game. Leggett also backed up Koranga on the glass, ranking second on the team and 10th in the league with 7.1 boards per game.

The Trojans punched their second straight trip to the Sun Belt Tournament Championship. Despite losing UT Arlington, Troy earned an automatic bid to the WNIT, where the Trojans played host to Alabama.

The squad finished the season ranked first nationally in defensive rebounds, free throws made, offensive rebounds and rebounds per game. The team also ranked second in rebounds and sixth in scoring.

The 2020-21 season was another one for the record books for Rigby. She led her program to its third NCAA Tournament appearance, third Sun Belt Tournament Championship and sixth 20+ win season. She was honored by the league's head coaches and media members for the first time as she was named the Sun Belt Conference Coach of the Year. The individual awards didn't stop with Rigby. She guided Alexis Dye to the Sun Belt Player of the Year award, the first player of the year honoree in program history, and Felmas Koranga to Newcomer of the Year honors. Under the leadership of Rigby, Dye was named a First Team All-Sun Belt performer, Koranga and Jasmine Robinson were second team honorees and Tiyah Johnson was a third team member. Troy's four All-Sun Belt performers were the most in a single season in program history and the most in the Sun Belt since 1998.





# COACH CHANDA RIGBY CTN.

Statistically, the 2020-21 season was among the best in Rigby's career. Troy ranked third in the NCAA in scoring offense at 86.0 ppg (the highest total of her career), first in rebounds (52.1) and defensive rebounds per game (32.8), first in both free throws made (477) and attempted (653), second in total rebounds (1,458) and offensive rebounds per game (19.3), fifth in total steals (291) and 12th in total assists (471). Troy made national headlines in the NCAA Tournament against No. 2 seed Texas A&M when the Trojans almost earned the first win for a 15 seed in NCAA Tournament history, erasing a 16-point deficit to lead the Aggies late in the fourth quarter before narrowly falling by just four points. Troy's 80 points scored was the third-most points scored by a 15 seed in tournament history.

Troy put together its most successful season in program history during the 2019-20 campaign. Rigby led Troy to a program-record 25 victories and the program's first-ever Sun Belt Regular Season Championship after posting a 16-2 conference record. Although the season was cut short due to COVID-19, the Trojans earned the No. 1 seed in the SBC Tournament. Rigby guided three players to all-conference honors, the most honorees in a single season in program history. In December, Troy earned its highest RPI rating in program history (36) before ending the season with an RPI of 44, the highest in the SBC. Under Rigby's leadership, the Trojans led the NCAA in total rebounds (1,595), rebounding margin (+15.4), rebounds per game (55.0), offensive rebounds per game (22.2) and defensive boards per game (32.8).

In 2018-19, the Trojans earned their first-ever invitation to the WNIT. Rigby guided Sky'Lynn Holmes to the SBC Defensive Player of the Year, the first such award as SBC members. Holmes was also named to the All-Sun Belt Second Team. Once again, Rigby's squad was one of the best offensive teams in the country, averaging 82.3 points per game average and a +10.3 rebound margin, finishing fifth-best in the NCAA in both stats. The Trojans finished first nationally in offensive rebounds and first in the country in rebounds per game at 50.48.

In 2017-18, Rigby's Trojans finished 18-13 overall after the departure of seven seniors from the previous season. The Trojans led the Sun Belt in scoring (81.9) and the NCAA in rebounding (49.5), joining Baylor as the only school in the nation to lead its conference in both categories in each of the last six seasons. Sophomores Amber Rivers and Kayla Robinson earned Second Team All-Sun Belt Conference honors, while junior Sky'Lynn Holmes was named Sun Belt Newcomer of the Year.

Troy won its second consecutive Sun Belt Conference Tournament championship in 2016-17, earning a second straight bid to the NCAA Tournament. Forward Caitlyn Ramirez was named first team All-Sun Belt Conference and SBC Tournament MVP. For the fifth consecutive season, the Trojans led the league in scoring and finished top 10 in the nation with 82.5 points per game. Troy was second in the NCAA with 50.15 rebounds per game, including an 86-rebound performance against Arkansas State in the Sun Belt Conference Tournament quarterfinals, the second-most in NCAA history.

In 2015-16, the Trojans finished 20-13, won the Sun Belt Conference Tournament and qualified for the NCAA Tournament for the second time in program history. Ashley Beverly Kelley was named First Team All-Sun Belt Conference and SBC Tournament MVP.

Caitlyn Ramirez took home third team All-Sun Belt honors as well. Rigby's squad led the conference in scoring for the fourth consecutive season.

Troy's 2014-15 team won 20 games for just the fourth time in program history and made the second postseason appearance through the WBI Tournament appearance – first postseason tournament since 1997. Ashley Beverly Kelley and Ronita Garrett were both named to the All-Sun Belt First Team, giving Troy two first-team selections for the first time in over a decade.

In 2013-14, Rigby coached her first All-Sun Belt First Team performer when Joanna Harden became the first All-Sun Belt First Team member under Rigby when she scored 25.1 points per game. Harden finished seventh in the NCAA in scoring and was a finalist for the Nancy Lieberman Award given to the nation's top point guard. During the year, Troy averaged 80.4 points per game and became just the second Sun Belt team since 2000 to average over 80.0 points.

In Rigby's first season at the helm in 2012-13, Troy won seven games, a five-win improvement from the year before and tying the total number of wins Troy won over the previous two seasons combined. It was also Troy's first season playing home games in the newly constructed Trojan Arena.

Before taking over the Trojan program in 2012-13, Rigby spent 12 years at the junior college level. She spent seven seasons at Pensacola State, coaching three WBCA All-Americans, one McDonald's All-American and four NJCAA All-Americans. Rigby guided the Pirates to a combined 64-6 record over the last two seasons with two trips to the National Junior College Athletic Association (NJCAA) Final Four and earned two third-place finishes. Before Pensacola State, Rigby led Holmes Community College to four straight winning seasons and spent one season at NAIA Tabor College, where

she transformed a last-place team into one of the top teams in the conference. Rigby began her head coaching career at Northwest Rankin High School in Mississippi in 1992 before returning to her home state of Louisiana to coach at Loranger High School from 1996-2000.

Rigby graduated from Southeastern Louisiana University with a bachelor's degree in English education in 1990 and a master's degree in secondary education in 1998. She earned her doctorate in higher education leadership from Nova Southeastern University in July 2017.

She is married to Ed Rigby, a high school football head coach and Athletic Director. The couple has two sons, Ramsey and Randon.





## RIGBY VERSUS...

Alabama	0-3	Stillman	1-0
Ala.-Huntsville	2-0	Talladega	2-0
Alabama A&M	0-1	Tennessee	0-4
Alabama St.	7-0	Tennessee St.	3-1
App St.	16-2	Thomas	1-0
Arkansas	0-1	Texas A&M	0-1
Arkansas St.	13-8	Texas St.	11-5
Armstrong St.	1-0	Toledo	1-0
Auburn	0-2	Tulane	0-3
AUM	1-0	UAB	0-3
Ball State	0-1	UCLA	0-1
Belmont	1-3	ULM	12-5
Bethune-Cookman	2-0	UT-Arlington	9-5
BYU	1-0	UT-Martin	2-0
Chattanooga	2-0	Vanderbilt	0-1
Clemson	0-1	Villanova	1-0
Coastal Carolina	11-4	Wake Forest	0-1
Duke	0-2	Washington State	0-1
ETSU	2-0	West Alabama	1-0
Evansville	1-1	Western Ky.	0-4
Florida	0-2	Winthrop	0-1
FAMU	3-0		
Florida Atlantic	0-2		
FIU	0-2		
Florida St.	0-1		
Fort Valley St.	2-0		
Furman	1-0		
Georgia	0-1		
Ga. Southern	18-1		
Ga. State	13-6		
Iowa State	0-1		
Jackson State	1-0		
Jacksonville	2-2		
Jacksonville St.	2-0		
James Madison	1-1		
Kennesaw St.	0-1		
Kent St.	1-0		
LaGrange	2-0		
Little Rock	10-11		
Louisiana	15-7		
Loyola-Chicago	1-0		
Marshall	1-0		
Martin Methodist	1-0		
Memphis	0-1		
Mercer	1-4		
MTSU	2-4		
Mississippi St.	1-4		
Mississippi Valley	1-0		
Missouri	0-1		
Montevallo	1-0		
New Mexico St.	1-0		
Nicholls St.	2-0		
North Texas	1-1		
Old Dominion	0-1		
Ole Miss	1-1		
Oregon St.	0-1		
Savannah St.	0-2		
Samford	5-4		
Sam Houston St.	1-0		
San Francisco	0-1		
SC State	1-0		
SE Louisiana	3-0		
SFA	1-0		
South Alabama	18-8		
Southern Miss	1-2		

## POST SEASON

2014-15	WBI First Round	
		at Mercer: L, 68-83
2015-16	NCAA First Round	
		at Oregon State: L, 31-73
2016-17	NCAA First Round	
		at Mississippi State: L, 69-110
2018-19	WNIT First Round	
		vs UAB: L, 89-93
2020-21	NCAA First Round	
		vs No. 2 Texas A&M, L 80-84
2021-22	WNIT First Round	
		vs. Alabama, L 79-82

## COACHING HISTORY

School		Years
Ponchatoula HS	AC	1990-92
NW Rankin HS	HC	1992-95
Loranger HS	HC	1995-00
Tabor College	HC	2000-01
Holmes CC	HC	2001-05
Pensacola State	HC	2005-12
Troy	HC	2012-Pres.

### Troy Year-By-Year Coaching

2012-13	7-24 (3-17 SBC)	6th (East)
2013-14	12-18 (8-10 SBC)	6th
2014-15	20-11 (15-5 SBC)	3rd
2015-16*	20-13 (12-8 SBC)	4th
2016-17*	22-11 (12-6 SBC)	3rd
2017-18	18-13 (12-6 SBC)	4th
2018-19	22-9 (13-5 SBC)	3rd
2019-20^	25-4 (16-2 SBC)	1st
2020-21#*	22-6 (15-2 SBC)	T-1st
2021-22^	24-9 (13-2 SBC)	1st
2022-23	17-13 (12-6 SBC)	4th
2023-24	11-8 (8-1 SBC)	TBD

**NCAA Record** **220-139**

\*SBC Tournament Champions

^SBC Regular Season Champions

## HIGHLIGHTS

### COACHING HIGHLIGHTS

NCAA Tournaments	3
..... ('16,'17,'20)	
All-Sun Belt selections.....	23
	8, First Team honorees
Sun Belt Defensive Player of the Year.....	1
Sun Belt Newcomer of the Year.....	2
Sun Belt Player of the Year.....	1
Sun Belt Coach of the Year.....	1
Mid-Major All-Americans.....	1
20-Win Seasons.....	7
Postseason Appearances.....	6





# SINGLE-GAME TEAM RECORDS

## TEAM RECORDS

### SINGLE-GAME TEAM RECORDS

Overall Points Scored	LaGrange College (12/7/20)	131
Points Scored at Home	vs LaGrange College (12/7/20)	131
Points Scored on the Road	at Alabama-Huntsville (12/7/87)	112
Points in a Quarter	Montevallo (12/9/17)	42
Fewest Points Allowed	Spring Hill (1/18/78)	18
Margin of victory	Montevallo (12/9/17)	+80
Field Goals	NW Florida State (2/11/77)	53
Field Goal Attempts	NW Florida State (2/11/77)	108
Field Goal Percentage	Furman (11/18/12)	.643 (45-70)
3-point Field Goals	Jacksonville State, (12/14/95)	16
3-point FG Attempts	2x, last at Duke (11/24/19)	42
3-point FG Percentage	Illinois-Chicago (12/14/02)	.778 (7-9)
Free Throws	Fort Valley State (11/5/19)	41
Free Throw Attempts	at Florida Atlantic (12/14/06)	55
Free Throw Percentage	at Little Rock (2/4/16)	1.000 (15-15)
Rebounds	Arkansas State (3/9/17)	86
Assists	Chicago State (1/20/97)	35
Steals	Fort Valley State (11/5/19)	32
Blocks	LaGrange (12/14/22)	15

### SINGLE-SEASON TEAM RECORDS

Wins	2019-20	25
Points	2016-17	2,721
Scoring Average	1991-92	88.8
Scoring Defense	2003-04	60.5
Field Goals Made	1980-81	1,112
Field Goal Attempts	2016-17	2,475
Field Goal Percentage	1984-85	.465
FG Percentage Defense	2002-03	.359
3-point Field Goals	2018-19	252
3-point FG Attempts	2016-17	834
3-point FG Percentage	2007-08	.362
3FG Percentage Defense	2001-02	.278
Free Throws	2021-22	563
Free Throw Attempts	2021-22	767
Free Throw Percentage	2015-16	.743
Rebounds	2021-22	1681
Assists	1996-97	640
Steals	1994-95	455
Blocks	1996-97	172

## DIVISON I TEAM RECORDS

### SINGLE-GAME TEAM RECORDS

Overall Points Scored	vs LaGrange College (12/7/20)	131
Points Scored at Home	vs LaGrange College (12/7/20)	131
Points Scored on the Road	2x, last at ULM (2/11/23)	108
Points in a Quarter	Montevallo (12/9/17)	42
Fewest Points Allowed	Birmingham-Southern (11/23/10)	35
Margin of victory	Montevallo (12/9/17)	+80
Field Goals	vs LaGrange College (12/7/20)	52
Field Goal Attempts	Arkansas State (3/9/17)	107
Field Goal Percentage	Furman (11/18/12)	.643 (45-70)
3-point Field Goals	Jacksonville State, (12/14/95)	16
3-point FG Attempts	2x, last at Duke (11/24/19)	42
3-point FG Percentage	Illinois-Chicago (12/14/02)	.778 (7-9)
Free Throws	Fort Valley State (11/5/19)	41
Free Throw Attempts	at Florida Atlantic (12/14/06)	55
Free Throw Percentage	at Little Rock (2/4/16)	1.000 (15-15)
Rebounds	Arkansas State (3/9/17)	86
Assists	Chicago State (1/20/97)	35
Steals	Fort Valley State (11/5/19)	32
Blocks	LaGrange (12/14/22)	15

### SINGLE-SEASON TEAM RECORDS

Wins	2019-20	25
Points	2016-17	2,721
Scoring Average	1996-97	82.8
Scoring Defense	2003-04	60.5
Field Goals Made	2016-17	973
Field Goal Attempts	2016-17	2,475
Field Goal Percentage	1996-97	.444
FG Percentage Defense	2002-03	.359
3-point Field Goals	2018-19	252
3-point FG Attempts	2016-17	834
3-point FG Percentage	2007-08	.362
3FG Percentage Defense	2001-02	.278
Free Throws	2021-22	563
Free Throw Attempts	2021-22	767
Free Throw Percentage	2015-16	.743
Rebounds	2021-22	1681
Assists	1996-97	640
Steals	1994-95	455
Blocks	1996-97	172



## POINTS

All-Time			
1.	Denise Monroe	2024	1977-81
2.	Ashley Beverly Kelley	1973	2012-16
3.	Angie Lowe	1795	1986-90
4.	Mandee Armstrong	1606	1993-97
5.	Amy Lewis	1586	2004-08
6.	Angela Moore	1576	1982-86
7.	Kylie Morrissey	1530	2005-09
8.	Kathy Russell	1521	1977-81
9.	Makesha Sampson	1486	1990-94
10.	Vicki Carreker	1418	1977-81

### Division I

1.	Ashley Beverly Kelley	1973	2012-16
2.	Mandee Armstrong	1606	1993-97
3.	Amy Lewis	1586	2004-08
4.	Kylie Morrissey	1530	2005-09
5.	Chaquita Alexander	1362	1999-03
6.	Jasmine Robinson	1328	2017-22
7.	Joanna Harden	1229	2012-14
8.	Kayla Robinson	1177	2016-20
9.	Laura Lee Holman	1160	2003-08
10.	Heather Haney	1157	1993-97

## SCORING AVERAGE (min. 50 games)

All-Time			
1.	Samantha Tomlinson	21.1	1996-98
2.	Joanna Harden	20.1	2012-14
3.	Denise Monroe	17.8	1977-81
4.	Angie Lowe	17.1	1986-90
5.	Mandee Armstrong	17.1	1993-97
6.	Shea Moore	16.4	1988-90
7.	Ashley Beverly Kelley	15.8	2012-16
8.	Angela Moore	14.2	1982-86
9.	Makesha Sampson	14.2	1990-94
10.	Athena Armour	13.9	1991-94

### Division I

1.	Samantha Tomlinson	21.1	1996-98
2.	Joanna Harden	20.1	2012-14
3.	Mandee Armstrong	17.1	1993-97
4.	Ashley Beverly Kelley	15.8	2012-14
5.	Amy Lewis	13.8	2004-08
6.	Alexus Dye	13.3	2019-21
7.	Kylie Morrissey	13.1	2005-09
8.	LaKeisha Parrish	12.9	1996-99
9.	Thea Herring	12.5	2000-03
10.	Chaquita Alexander	12.2	1999-03
11.	Felmas Koranga	11.8	2020-pres.

## FIELD GOALS MADE

All-Time			
1.	Denise Monroe	823	1977-81
2.	Ashley Beverly Kelley	702	2012-16
3.	Angie Lowe	763	1986-90
4.	Mandee Armstrong	675	1993-97
5.	Angela Moore	669	1982-86
6.	Kathy Russell	632	1977-81
7.	Vicki Carreker	630	1977-81
8.	Amy Lewis	603	2004-08
9.	Makesha Sampson	564	1990-94
10.	Kylie Morrissey	551	2005-09

### Division I

1.	Ashley Beverly Kelley	702	2012-16
2.	Mandee Armstrong	675	1993-97
3.	Amy Lewis	603	2004-08
4.	Kylie Morrissey	551	2005-09
5.	Chaquita Alexander	476	1999-03
6.	Jasmine Robinson	447	2017-22
7.	Thea Herring	436	2000-03
8.	Joanna Harden	435	2012-14
9.	Amber Rivers	428	2016-20
10.	Laura Lee Holman	426	2003-08

## FIELD GOALS ATTEMPTED

All-Time				
1.	Ashley Beverly Kelley	1745	2012-16	
2.	Denise Monroe	1587	1977-81	
3.	Angie Lowe	1544	1986-90	
4.	Vicki Carreker	1516	1977-81	
5.	Amy Lewis	1392	2004-08	
6.	Kathy Russell	1352	1977-81	
7.	Jasmine Robinson	1327	2017-22	
8.	Mandee Armstrong	1319	1993-97	
9.	Kylie Morrissey	1221	2005-09	
10.	Angela Moore	1210	1982-86	

### Division I

1.	Ashley Beverly Kelley	1745	2012-16	
2.	Amy Lewis	1392	2004-08	
3.	Jasmine Robinson	1327	2017-22	
4.	Mandee Armstrong	1319	1993-97	
5.	Kylie Morrissey	1221	2005-09	
6.	Kayla Robinson	1185	2016-20	
7.	Lauree Lee Holman	1162	2003-08	
8.	Chaquita Alexander	1146	1999-03	
9.	Joanna Harden	1087	2012-14	
10.	Heather Haney	1050	1993-97	

## FIELD GOAL PERCENTAGE (min. 200 made)

All-Time				
1.	Thea Herring	.569	2000-03	
2.	Japonica James	.564	2018-20	
3.	Angela Moore	.553	1982-86	
4.	Denise Monroe	.519	1977-81	
5.	Mandee Armstrong	.512	1993-97	
6.	Shea Moore	.510	1988-90	
7.	Makesha Sampson	.505	1990-94	
8.	Angie Lowe	.494	1986-90	
9.	Athena Armour	.494	1991-94	
10.	LaShunya Johnson	.492	1991-95	

### Division I

1.	Thea Herring	.569	2000-03	
2.	Japonica James	.564	2018-20	
3.	Mandee Armstrong	.512	1993-97	
4.	Alexus Dye	.480	2019-21	
5.	Donette McNair	.476	2007-11	
6.	LaKeisha Parrish	.467	1996-99	
7.	Caitlyn Ramirez	.459	2014-17	
8.	Ronita Garrett	.456	2013-15	
9.	Sarah McAppion	.455	2008-13	
10.	Kylie Morrissey	.451	2005-09	

## 3-POINT FIELD GOALS MADE

All-Time				
1.	Laura Lee Holman	196	2003-08	
2.	Chaquita Alexander	189	1999-03	
3.	Ashley Beverly Kelley	173	2012-16	
4.	Amy Lewis	165	2004-08	
5.	Heather Haney	160	1993-97	
6.	Janiah Sandifer	149	2017-22	
7.	Odessa Wallace	134	1991-93	
	Samantha Tomlinson	134	1996-98	
9.	Amanda Mendoza	132	2015-18	
10.	Jasmine Robinson	129	2017-22	

### Division I

1.	Laura Lee Holman	196	2003-08	
2.	Chaquita Alexander	189	1999-03	
3.	Ashley Beverly Kelley	173	2012-16	
4.	Amy Lewis	165	2004-08	
5.	Heather Haney	160	1993-97	
6.	Janiah Sandifer	149	2017-22	
7.	Samantha Tomlinson	134	1996-98	
8.	Amanda Mendoza	132	2015-18	
9.	Jasmine Robinson	129	2017-22	
10.	Harriet Winchester	114	2016-20	

## 3-POINT FG ATTEMPTED

All-Time			
1.	Laura Lee Holman	545	2003-08
2.	Ashley Beverly Kelley	531	2012-16
3.	Chaquita Alexander	512	1999-03
4.	Heather Haney	499	1993-97
5.	Janiah Sandifer	476	2017-22
6.	Amy Lewis	460	2004-08
7.	Jasmine Robinson	456	2017-22
8.	Samantha Tomlinson	415	1996-98
9.	Jennifer Edgar	406	1989-93
10.	Harriet Winchester	386	2016-20

### Division I

1.	Laura Lee Holman	545	2003-08
2.	Ashley Beverly Kelley	531	2012-16
3.	Chaquita Alexander	512	1999-03
4.	Heather Haney	499	1993-97
5.	Janiah Sandifer	476	2017-22
6.	Amy Lewis	460	2004-08
7.	Jasmine Robinson	456	2017-22
8.	Samantha Tomlinson	415	1996-98
9.	Amanda Mendoza	389	2015-18
10.	Harriet Winchester	386	2016-20

## 3-POINT FG PERCENTAGE (min. 50 made)

All-Time			
1.	Odessa Wallace	.407	1991-93
2.	Chaquita Alexander	.369	1999-03
3.	Abby Boone	.363	1997-00
4.	Laurie Tinsley	.363	2001-05
5.	Danielle Realph	.363	2005-09
6.	Jennifer McInnis	.362	2000-02
7.	Laura Lee Holman	.360	2003-08
8.	Amy Lewis	.359	2004-08
9.	ArJae' Saunders	.350	2015-17
10.	Tyra Johnson	.347	2018-19

### Division I

1.	Chaquita Alexander	.369	1999-03
2.	Abby Boone	.363	1997-00
3.	Laurie Tinsley	.363	2001-05
4.	Danielle Realph	.363	2005-09
5.	Jennifer McInnis	.362	2000-02
6.	Laura Lee Holman	.360	2003-08
7.	Amy Lewis	.359	2004-08
8.	ArJae' Saunders	.350	2015-17
9.	Tyra Johnson	.347	2018-19
10.	Kylie Morrissey	.346	2005-09

## FREE THROWS MADE

All-Time			
1.	Ashley Beverly Kelley	396	2012-16
2.	Denise Monroe	378	1977-81
3.	Makesha Sampson	358	1990-94
4.	Kylie Morrissey	357	2005-09
5.	Jasmine Robinson	305	2017-22
6.	Donette McNair	298	2007-11
7.	Janice Moore	289	1981-85
8.	Joanna Harden	274	2012-14
9.	Angie Lowe	269	1986-909
10.	Samantha Tomlinson	258	1996-98

### Division I

1.	Ashley Beverly Kelley	396	2012-16
2.	Kylie Morrissey	357	2005-09
3.	Jasmine Robinson	305	2017-22
4.	Donette McNair	298	2007-11
5.	Joanna Harden	274	2012-14
6.	Samantha Tomlinson	258	1996-99
7.	Kayla Robinson	246	2016-20
8.	Chaquita Alexander	221	1999-03
9.	Amy Lewis	215	2004-08
10.	Mandee Armstrong	214	1993-97





# CAREER RECORDS CTN.

## FREE THROWS ATTEMPTED

All-Time			
1.	Denise Monroe	609	1977-81
2.	Makesha Sampson	548	1990-94
3.	Kylie Morrissey	489	2005-09
	Donette McNair	489	2007-11
5.	Ashley Beverly Kelley	478	2012-16
6.	Janice Moore	470	1981-85
7.	Angela Moore	424	1982-86
8.	Kathy Russell	397	1977-81
9.	Jasmine Robinson	383	2017-22
10.	Alecia Jones	357	2002-06
	Athena Armour	357	1991-94

### Division I

1.	Kylie Morrissey	489	2005-09
	Donette McNair	489	2007-11
3.	Ashley Beverly Kelley	478	2012-16
4.	Jasmine Robinson	383	2017-22
5.	Alecia Jones	357	2002-06
6.	Samantha Tomlinson	341	1996-98
7.	Joanna Harden	339	2012-14
8.	Kayla Robinson	331	2016-17
9.	Audrey Muse	307	2003-08
10.	Chaquita Alexander	302	1999-03

## FREE THROW PERCENTAGE (min. 75 made)

All-Time			
1.	Amanda Mendoza	.834	2015-18
2.	Ashley Beverly Kelley	.832	2012-16
3.	Joanna Harden	.808	2012-14
5.	Jasmine Robinson	.796	2017-22
4.	Amy Lewis	.788	2004-08
6.	Heather Haney	.781	1993-97
	Sharon Harkins	.781	1978-82
8.	Claresa Banks	.779	2015-17
9.	Heather Lenoir	.773	1997-99
10.	Sarah McAppion	.760	2008-13

### Division I

1.	Amanda Mendoza	.834	2015-18
2.	Ashley Beverly Kelley	.832	2012-16
3.	Joanna Harden	.808	2012-14
4.	Jasmine Robinson	.796	2017-22
5.	Amy Lewis	.788	2004-08
6.	Heather Haney	.781	1993-97
7.	Claresa Banks	.779	2015-17
8.	Heather Lenoir	.773	1997-99
9.	Laura Lee Holman	.767	2003-08
10.	Samantha Tomlinson	.757	1996-98

## REBOUNDS

All-Time			
1.	Kathy Russell	1325	1977-81
2.	Denise Monroe	1324	1977-81
3.	Angela Moore	1000	1982-86
4.	Angie Lowe	882	1986-90
5.	Janice Moore	866	1981-85
6.	Donette McNair	767	2007-11
7.	Athena Armour	758	1991-94
8.	Makesha Sampson	754	1990-94
9.	Mandee Armstrong	717	1993-97
10.	Caitlyn Ramirez	692	2014-17

### Division I

1.	Donette McNair	767	2007-11
2.	Mandee Armstrong	717	1993-97
3.	Caitlyn Ramirez	692	2014-17
4.	Alecia Jones	653	2002-06
5.	Felmas Koranga	646	2020-pres.
6.	Ashley Beverly Kelley	632	2012-16
7.	Alexus Dye	630	2019-21
8.	Thea Herring	626	2000-03
9.	Audrey Muse	607	2003-08
10.	Ronita Garret	581	2013-15

## REBOUNDING AVERAGE (min. 50 games)

All-Time			
1.	Denise Monroe	11.6	1977-81
2.	Alexus Dye	11.1	2019-21
	Kathy Russell	11.1	1977-81
4.	Felmas Koranga	10.3	2020-pres.
5.	Athena Armour	9.8	1991-94
6.	Ronita Garret	9.5	2013-15
7.	Angela Moore	9.0	1982-86
8.	Sky'Lynn Holmes	8.9	2017-19
9.	Angie Lowe	8.4	1986-90
10.	Samantha Tomlinson	8.3	1996-98
11.	Dyneshia Bankston	7.7	1995-97

### Division I

1.	Alexus Dye	11.1	2019-21
2.	Felmas Koranga	10.3	2020-pres.
3.	Ronita Garret	9.5	2013-15
4.	Sky'Lynn Holmes	8.9	2017-19
5.	Samantha Tomlinson	8.3	1996-98
6.	Lashunya Johnson	8.3*	1993-95
7.	Dyneshia Bankston	7.7	1995-97
8.	Mandee Armstrong	7.6	1993-97
9.	Donette McNair	7.5	2007-11
10.	Thea Herring	7.4	2000-03
11.	Caitlyn Ramirez	7.1	2014-17

\*Fr. and So. seasons ('91-93) were not Division I

## ASSISTS

All-Time			
1.	Jennifer Edgar	644	1989-93
2.	Kerri Fiehrer	628	2001-05
3.	Jasmine Robinson	513	2017-22
3.	Larelle Roper	431	2005-09
4.	Val Privett	429	1979-83
5.	Latoshia Mahan	410	1992-96
7.	Ashley Beverly Kelley	374	2012-16
	Tredena Robinson	374	1995-99
9.	Kira McWaine	362	1997-01
10.	Shirley Williams	316	1987-91

### Division I

1.	Kerri Fiehrer	628	2001-05
2.	Jasmine Robinson	513	2017-22
3.	Larelle Roper	431	2005-09
4.	Latoshia Mahan	394*	1993-96
5.	Ashley Beverly Kelley	374	2012-16
	Tredena Robinson	374	1995-99
7.	Kira McWaine	362	1997-01
8.	Kayla Robinson	313	2016-20
9.	Kylie Morrissey	281	2005-09
10.	Sophie Kleeman	237	2009-13

\*Freshman season (92-93) was not Division I

## ASSISTS AVERAGE (min. 50 games)

All-Time			
1.	Jennifer Edgar	6.0	1989-93
2.	Kerri Fiehrer	5.6	2001-05
3.	Tredena Robinson	4.3	1995-99
4.	Latoshia Mahan	4.0	1992-96
5.	Tammy Ruffian	4.0	1982-84
6.	Odessa Wallace	3.8	1991-93
7.	Larelle Roper	3.7	2005-09
8.	Val Privett	3.5	1979-83
9.	Jasmine Robinson	3.4	2017-22
10.	Kira McWaine	3.3	1997-01

### Division I

1.	Kerri Fiehrer	5.6	2001-05
2.	Latoshia Mahan	4.9*	1993-96
3.	Tredena Robinson	4.3	1995-99
4.	Larelle Roper	3.7	2005-09
5.	Jasmine Robinson	3.4	2017-22
6.	Kira McWaine	3.3	1997-01
7.	Ashley Beverly Kelley	3.0	2012-16
8.	Amanda Mendoza	2.8	2015-18
9.	Joanna Harden	2.7	2012-14
10.	Kayla Robinson	2.6	2016-20

\*Freshman season (92-93) was not Division I

## BLOCKS

All-Time			
1.	Samantha Tomlinson	202^	1996-98
2.	Mandee Armstrong	196	1993-97
3.	Lashunya Johnson	122	1991-95
4.	Angie Lowe	120	1986-90
5.	Thea Herring	118	2000-03
6.	Kristen Emerson	112	2013-17
7.	Jhileiya Dunlap	106	2020-22
7.	Valensia Hairston	82	2003-07
8.	Sky'Lynn Holmes	65	2017-19
9.	Donette McNair	64	2007-11
10.	Denise Monroe	63*	1977-81

### Division I

1.	Samantha Tomlinson	202	1996-98
2.	Mandee Armstrong	196	1993-97
3.	Thea Herring	118	2000-03
4.	Kristen Emerson	112	2013-17
5.	Jhileiya Dunlap	106	2020-22
6.	Valensia Hairston	82	2003-07
7.	LaShunya Johnson	67**	1993-95
8.	Sky'Lynn Holmes	65	2017-19
9.	Donette McNair	64	2007-11
10.	Felmas Koranga	62	2020-pres.

^ 3.74 blocks/game in career, eighth all-time in NCAA Division I

\*Blocks not recorded until 1979-80 season

\*\*Fr. and So. seasons ('91-93) were not Division I

## STEALS

All-Time			
1.	Ashley Beverly Kelley	255	2012-16
2.	Heather Haney	210	1993-97
3.	Kerri Fiehrer	202	2001-05
4.	Val Privett	201	1979-83
5.	Freda Moore	190	1984-88
6.	Dyneshia Bankston	179	1995-97
	Latoshia Mahan	179	1992-96
8.	Kira McWaine	174	1997-01
9.	Athena Armour	171	1991-94
10.	Jennifer Edgar	169	1989-93

### Division I

1.	Ashley Beverly Kelley	255	2012-16
2.	Heather Haney	210	1993-97
3.	Kerri Fiehrer	202	2001-05
4.	Dyneshia Bankston	179	1995-97
5.	Kira McWaine	174	1997-01
6.	Latoshia Mahan	172*	1993-96
7.	Chaquita Alexander	162	1999-03
8.	Caitlyn Ramirez	156	2014-17
9.	Mandee Armstrong	154	1993-97
10.	Amy Lewis	149	2004-08

\*Freshman season ('92-93) was not Division I



# SINGLE-SEASON RECORDS

## POINTS

<b>All-Time</b>			
1.	Joanna Harden	754	2013-14
2.	Ashley Beverly Kelley	657	2015-16
3.	Angie Lowe	632	1989-90
4.	Samantha Tomlinson	611	1996-97
5.	Denise Monroe	606	1980-81
6.	Mandee Armstrong	565	1996-97
7.	Ashley Beverly Kelley	545	2014-15
8.	Jane Shulsen	544	1975-76
9.	Jane Shulsen	532	1976-77
10.	Samantha Tomlinson	531	1997-98
	Denise Monroe	502*	1977-78
<b>Division I</b>			
1.	Joanna Harden	754	2013-14
2.	Ashley Beverly Kelley	657	2015-16
3.	Samantha Tomlinson	611	1996-97
4.	Mandee Armstrong	565	1996-97
5.	Ashley Beverly Kelley	545	2014-15
6.	Samantha Tomlinson	531	1997-98
7.	Mandee Armstrong	509	1995-96
8.	Kylie Morrissy	508	2008-09
9.	Chaquita Alexander	490	2002-03
10.	Ronita Garrett	485	2012-15
	Ashley Beverly Kelley	376*	2012-13

## SCORING AVERAGE (min. 20 games)

<b>All-Time</b>			
1.	Joanna Harden	25.1	2013-14
2.	Angie Lowe	22.6	1989-90
3.	Jane Shulsen	22.2	1976-77
4.	Samantha Tomlinson	21.8	1996-97
5.	Jane Shulsen	21.8	1975-76
6.	LaKeisha Parrish	21.4	1997-98
7.	Samantha Tomlinson	20.4	1997-98
8.	Ashley Beverly Kelley	19.9	2015-16
9.	Mandee Armstrong	18.8	1996-97
10.	Denise Monroe	18.6*	1977-78
<b>Division I</b>			
1.	Joanna Harden	25.1	2013-14
2.	Samantha Tomlinson	21.8	1996-97
3.	LaKeisha Parrish	21.4	1997-98
4.	Samantha Tomlinson	20.4	1997-98
5.	Ashley Beverly Kelley	19.9	2015-16
6.	Mandee Armstrong	18.8	1996-97
7.	Mandee Armstrong	18.2	1995-96
8.	Ashley Beverly Kelley	17.6	2014-15
9.	Chaquita Alexander	17.5	2002-03
10.	Kylie Morrissy	16.9	2008-09
	Mandee Armstrong	12.3*	1993-94

## FIELD GOALS MADE

<b>All-Time</b>			
1.	Angie Lowe	271	1989-90
2.	Joanna Harden	258	2013-14
3.	Mandee Armstrong	250	1996-97
4.	Jane Shulsen	245	1976-77
5.	Denise Monroe	242	1980-81
6.	Jane Shulsen	239	1975-76
7.	Ashley Beverly Kelley	237	2015-16
8.	Shea Moore	216	1989-90
	Denise Monroe	216*	1977-78
10.	Angela Moore	213	1984-85
<b>Division I</b>			
1.	Joanna Harden	258	2013-14
2.	Mandee Armstrong	250	1996-97
3.	Ashley Beverly Kelley	237	2015-16
4.	Ronita Garrett	207	2014-15
5.	Mandee Armstrong	206	1995-96
6.	Alexus Dye	204	2020-21
7.	Ashley Beverly Kelley	200	2014-15
8.	LaKeisha Parrish	192	1997-98
9.	Samantha Tomlinson	190	1996-97
10.	Samantha Tomlinson	185	1997-98
	Ashley Beverly Kelley	132*	2012-13

## FIELD GOALS ATTEMPTED

<b>All-Time</b>			
1.	Joanna Harden	657	2013-14
2.	Ashley Beverly Kelley	573	2015-16
3.	Jane Shulsen	512	1976-77
4.	Deborah Thompson	501	1980-81
5.	Angie Lowe	499	1989-90
6.	Denise Monroe	496	1980-81
7.	Ashley Beverly Kelley	478	2014-15
8.	Jane Shulsen	476	1975-76
9.	<b>Makayia Hallmon</b>	<b>469</b>	<b>2022-23</b>
10.	Samantha Tomlinson	461	1997-98
	Vicki Carreker	390*	1977-78
<b>Division I</b>			
1.	Joanna Harden	657	2013-14
2.	Ashley Beverly Kelley	573	2015-16
3.	Ashley Beverly Kelley	478	2014-15
4.	<b>Makayia Hallmon</b>	<b>469</b>	<b>2022-23</b>
5.	Samantha Tomlinson	461	1997-98
6.	Samantha Tomlinson	444	1996-97
7.	Ronita Garrett	440	2014-15
8.	Joanna Harden	430	2012-13
9.	Alexus Dye	412	2020-21
	Ashley Beverly Kelley	355*	2012-13
	Amy Lewis	412	2007-08

## FIELD GOAL PERCENTAGE (min. 75 made)

<b>All-Time</b>			
1.	Keisha Ellis	.664	1998-99
2.	Thea Herring	.622	2001-02
3.	Mandee Armstrong	.611	1996-97
4.	Makesha Sampson	.585	1992-93
	Angela Moore	.585	1983-84
6.	Angela Moore	.573	1984-85
7.	Thea Herring	.568	2002-03
8.	Japonica James	.566	2018-19
9.	Denise Monroe	.565*	1977-78
10.	Japonica James	.563	2019-20
<b>Division I</b>			
1.	Keisha Ellis	.664	1998-99
2.	Thea Herring	.622	2001-02
3.	Mandee Armstrong	.611	1996-97
4.	Thea Herring	.568	2002-03
5.	Japonica James	.566	2018-19
6.	Japonica James	.563	2019-20
7.	LaKeisha Parrish	.538*	1996-97
8.	Lashunya Johnson	.521	1994-95
9.	Sarah McAppion	.520	2012-13
10.	Mandee Armstrong	.514	1994-95
	<b>Tai'Sheka Porchia</b>	<b>.500</b>	<b>2023-24</b>

## 3-POINT FIELD GOALS MADE

<b>All-Time</b>			
1.	Chaquita Alexander	73	2002-03
	Samantha Tomlinson	73	1996-97
3.	Odessa Wallace	72	1992-93
4.	Heather Haney	67	1995-96
5.	Amy Lewis	65	2007-08
6.	Odessa Wallace	62	1991-92
7.	Ashley Beverly Kelley	61	2015-16
	Samantha Tomlinson	61	1997-98
9.	Chaquita Alexander	59	2001-02
10.	Claresa Banks	57	2016-17
	Chadra Bradford	57	1999-00
	Laura Lee Holman	52*	2003-04
<b>Division I</b>			
1.	Chaquita Alexander	73	2002-03
	Samantha Tomlinson	73	1996-97
3.	Heather Haney	67	1995-96
4.	Amy Lewis	65	2007-08
5.	Ashley Beverly Kelley	61	2015-16
	Samantha Tomlinson	61	1997-98
7.	Chaquita Alexander	59	2001-02
8.	Chadra Bradford	57	1999-00
	Claresa Banks	57	2016-17
10.	Laura Lee Holman	55	2004-05
	Laura Lee Holman	52*	2003-04



# SINGLE-SEASON RECORDS CTN.

## 3-POINT FG ATTEMPTED

All-Time			
1.	Samantha Tomlinson	208	1997-98
2.	Samantha Tomlinson	207	1996-97
3.	Ashley Beverly Kelley	195	2015-16
4.	Heather Haney	186	1995-96
5.	Chaquita Alexander	184	2002-03
6.	Amy Lewis	180	2007-08
7.	Odessa Wallace	179	1992-93
8.	Claresa Banks	177	2016-17
9.	Joanna Harden	173	2013-14
10.	Chandra Bradford	160	1999-00
	Laura Lee Holman	160	2004-05
	Laura Lee Holman	159*	2003-04

Division I			
1.	Samantha Tomlinson	208	1997-98
2.	Samantha Tomlinson	207	1996-97
3.	Ashley Beverly Kelley	195	2015-16
4.	Heather Haney	186	1995-96
5.	Chaquita Alexander	184	2002-03
6.	Amy Lewis	180	2007-08
7.	Claresa Banks	177	2016-17
8.	Joanna Harden	173	2013-14
9.	Laura Lee Holman	160	2004-05
	Chandra Bradford	160	1999-00
	Laura Lee Holman	159*	2003-04

## 3-POINT FG PERCENTAGE (min. 20 made)

All-Time			
1.	Abby Boone	.459	1999-00
2.	Danielle Realph	.452	2006-07
3.	Odessa Wallace	.413	1991-92
4.	Ieva Nagy	.403	2011-12
5.	Odessa Wallace	.402	1992-93
6.	Chaquita Alexander	.401	2001-02
7.	Laura Lee Holman	.400	2007-08
8.	Janiah Sandifer	.397	2018-19
	Chaquita Alexander	.397	2002-03
10.	Jennifer McInnis	.396*	2000-01

Division I			
1.	Abby Boone	.459	1999-00
2.	Danielle Realph	.452	2006-07
3.	Ieva Nagy	.403	2011-12
4.	Chaquita Alexander	.401	2001-02
5.	Laura Lee Holman	.400	2007-08
6.	Janiah Sandifer	.397	2018-19
	Chaquita Alexander	.397	2002-03
	Jennifer McInnis	.396	2000-01
9.	Janiah Sandifer	.394	2020-21
10.	Amanda Mendoza	.392	2015-16

## FREE THROWS MADE

All-Time				
1.	Joanna Harden	189	2013-14	
2.	Samantha Tomlinson	158	1996-97	
3.	Kylie Morrissy	128	2008-09	
4.	Denise Monroe	125	1979-80	
5.	Ashley Beverly Kelley	122	2015-16	
	Denise Monroe	122	1980-81	
7.	Donette McNair	112	2010-11	
8.	Makesha Sampson	109	1992-93	
9.	Kylie Morrissy	108	2006-07	
10.	Ashley Beverly Kelley	106	2014-15	
	Ashley Beverly Kelley	73*	2012-13	

Division I				
1.	Joanna Harden	189	2013-14	
2.	Samantha Tomlinson	158	1996-97	
3.	Kylie Morrissy	128	2008-09	
4.	Ashley Beverly Kelley	122	2015-16	
5.	Donette McNair	112	2010-11	
6.	Kylie Morrissy	108	2006-07	
7.	Ashley Beverly Kelley	106	2014-15	
8.	Japonica James	103	2019-20	
9.	Caitlyn Ramirez	102	2016-17	
10.	Donette McNair	100	2009-10	
	Samantha Tomlinson	100	1997-98	

## FREE THROWS ATTEMPTED

All-Time				
1.	Joanna Harden	230	2013-14	
2.	Samantha Tomlinson	205	1996-97	
3.	Denise Monroe	188	1980-81	
4.	Donette McNair	175	2009-10	
5.	Donette McNair	173	2010-11	
	Denise Monroe	173	1979-80	
7.	Japonica James	169	2019-20	
8.	Makesha Sampson	164	1991-92	
9.	Kylie Morrissy	160	2008-09	
10.	Kylie Morrissy	154	2006-07	
	Denise Monroe	137*	1977-78	

Division I				
1.	Joanna Harden	230	2013-14	
2.	Samantha Tomlinson	205	1996-97	
3.	Donette McNair	175	2009-10	
4.	Donette McNair	173	2010-11	
5.	Japonica James	169	2019-20	
6.	Kylie Morrissy	160	2008-09	
7.	Kylie Morrissy	154	2006-07	
8.	Athena Armour	143	1993-94	
9.	Ashley Beverly Kelley	141	2015-16	
10.	Caitlyn Ramirez	136	2016-17	
	Samantha Tomlinson	136	1997-98	
	Ashley Beverly Kelley	101*	2012-13	

## FREE THROW PERCENTAGE (min. 30 made)

All-Time			
1.	Amanda Mendoza	.894	2015-16
2.	Amy Lewis	.881	2005-06
3.	Laura Lee Holman	.867	2005-06
4.	Ashley Beverly Kelley	.865	2015-16
5.	Jasmine Robinson	.849	2020-21
6.	Sharon Harkins	.845	1979-80
7.	Amanda Mendoza	.844	2016-17
8.	Heather Haney	.843	1996-97
9.	Ashley Beverly Kelley	.840	2013-14
10.	Sarah McAppion	.837	2012-13
	Tredena Robinson	.837	1996-97
	Val Privett	.833*	1979-80

Division I			
1.	Amanda Mendoza	.894	2015-16
2.	Amy Lewis	.881	2005-06
3.	Laura Lee Holman	.867	2005-06
4.	Ashley Beverly Kelley	.865	2015-16
5.	Jasmine Robinson	.849	2020-21
6.	Amanda Mendoza	.844	2016-17
7.	Heather Haney	.843	1996-97
8.	Ashley Beverly Kelley	.840	2013-14
9.	Sarah McAppion	.837	2012-13
	Tredena Robinson	.837	1996-97

## REBOUNDS

All-Time			
1.	Kathy Russell	394	1979-80
2.	Denise Monroe	389	1980-81
3.	<b>Felmas Koranga</b>	<b>354</b>	<b>2021-22</b>
3.	Alexus Dye	352	2020-21
4.	Kathy Russell	348	1978-79
5.	Ronita Garrett	344	2014-15
6.	Caitlyn Ramirez	342	2016-17
7.	Denise Monroe	339	1979-80
8.	Ollie Jones	327	1978-79
9.	Denise Monroe	323*	1977-78
10.	Angie Lowe	311	1989-90

Division I			
1.	<b>Felmas Koranga</b>	<b>354</b>	<b>2021-22</b>
2.	Alexus Dye	352	2020-21
3.	Ronita Garrett	344	2014-15
4.	Caitlyn Ramirez	342	2016-17
5.	Alexus Dye	278	2019-20
	Donette McNair	278	2009-10
7.	Sky'Lynn Holmes	261	2017-18
8.	<b>Felmas Koranga</b>	<b>256</b>	<b>2020-21</b>
	Lashunya Johnson	256	1994-95
10.	Donette McNair	249	2010-11

\* denotes freshman record





## REBOUNDED AVERAGE (min. 20 games)

All-Time		
1.	Kathy Russell	13.1 1979-80
2.	Alexus Dye	12.6 2020-21
3.	Denise Monroe	12.0* 1977-78
4.	Denise Monroe	11.9 1978-79
5.	Kathy Russell	11.6 1978-79
6.	Denise Monroe	11.4 1980-81
7.	Denise Monroe	11.3 1979-80
8.	<b>Felmas Koranga</b>	<b>11.1 2020-21</b>
	Ronita Garrett	11.1 2014-15
	Angie Lowe	11.1 1989-90

### Division I

1.	Alexus Dye	12.6 2020-21
2.	<b>Felmas Koranga</b>	<b>11.1 2020-21</b>
	Ronita Garrett	11.1 2014-15
4.	<b>Felmas Koranga</b>	<b>10.7 2021-22</b>
5.	Caitlyn Ramirez	10.4 2016-17
6.	Alexus Dye	9.6 2019-20
	Donette McNair	9.6 2009-10
8.	Lashunya Johnson	9.5 1994-95
9.	Sky'Lynn Holmes	9.4 2018-19
10.	Athena Armour	9.2 1993-94

## ASSISTS AVERAGE (min. 20 games)

All-Time		
1.	Sharin Milner	7.6* 1999-00
2.	Jennifer Edgar	7.3 1991-92
3.	Jennifer Edgar	7.0 1992-93
4.	Tredena Robinson	6.8 1996-97
5.	Latoshia Mahan	6.5 1995-96
6.	Kerri Fiehrer	6.4 2003-04
7.	Jennifer Edgar	6.0 1990-91
8.	Kerri Fiehrer	5.9 2004-05
9.	Kerri Fiehrer	5.3 2002-03
10.	Freda Moore	5.1 1985-86

### Division I

1.	Sharin Milner	7.6* 1999-00
2.	Tredena Robinson	6.8 1996-97
3.	Latoshia Mahan	6.5 1995-96
4.	Kerri Fiehrer	6.4 2003-04
5.	Kerri Fiehrer	5.9 2004-05
6.	Kerri Fiehrer	5.3 2002-03
7.	Kira McWaine	5.1 2000-01
8.	Latoshia Mahan	5.0 1993-94
9.	Kerri Fiehrer	4.7 2001-02
	<b>Shaulana Wagner</b>	<b>4.7 2023-24</b>
10.	Amy Sanders	4.6 1996-97

## STEALS

All-Time		
1.	Dyneshia Bankston	100 1996-97
2.	Athena Armour	94 1993-94
3.	Amy Hipsher	92 1988-89
4.	Yolanda Terry	85 1986-87
5.	Denise Monroe	82 1980-81
6.	Tammy Ruffian	81 1983-84
7.	Dyneshia Bankston	79 1995-96
8.	Belinda Blake	77 1994-95
9.	Deborah Thompson	75 1980-81
10.	Kerri Fiehrer	74* 2001-02
	Lashunya Johnson	74 1994-95

### Division I

1.	Dyneshia Bankston	100 1996-97
2.	Athena Armour	94 1993-94
3.	Dyneshia Bankston	79 1995-96
4.	Belinda Blake	77 1994-95
5.	Kerri Fiehrer	74* 2001-02
	Lashunya Johnson	74 1994-95
7.	Ashley Beverly Kelley	73 2015-16
	Ronita Garrett	73 2014-15
9.	Ashley Beverly Kelley	72 2014-15
10.	Latoshia Mahan	67 1994-95

## ASSISTS

All-Time		
1.	Sharin Milner	206* 1999-00
2.	Tredena Robinson	204 1996-97
3.	Jennifer Edgar	190 1991-92
4.	Jennifer Edgar	182 1992-93
5.	Kerri Fiehrer	179 2003-04
6.	Latoshia Mahan	175 1995-96
7.	Kerri Fiehrer	171 2004-05
8.	Jennifer Edgar	162 1990-91
9.	Val Privett	152 1981-82
10.	Kerri Fiehrer	147 2002-03
	Kira McWaine	147 2000-01

### Division I

1.	Sharin Milner	206* 1999-00
2.	Tredena Robinson	204 1996-97
3.	Kerri Fiehrer	179 2003-04
4.	Latoshia Mahan	175 1995-96
5.	Kerri Fiehrer	171 2004-05
6.	Kerri Fiehrer	147 2002-03
	Kira McWaine	147 2000-01
8.	Amy Sanders	138 1996-97
9.	Larelle Roper	137 2007-08
10.	Ashley Beverly Kelley	136 2015-16

## BLOCKS

All-Time		
1.	Samantha Tomlinson	107 1997-98
2.	Samantha Tomlinson	95 1996-97
3.	Jhileiya Dunlap	67 2021-22
4.	Mandee Armstrong	62* 1993-94
5.	Mandee Armstrong	61 1995-96
6.	Mandee Armstrong	53 1996-97
7.	Sarah DeGrandi	46 1999-00
8.	Angie Lowe	45 1989-90
9.	Thea Herring	44 2001-02
10.	<b>Felmas Koranga</b>	<b>41 2021-22</b>
	Denise Monroe	41 1980-81

### Division I

1.	Samantha Tomlinson	107 1997-98
2.	Samantha Tomlinson	95 1996-97
3.	Jhileiya Dunlap	67 2021-22
4.	Mandee Armstrong	62* 1993-94
5.	Mandee Armstrong	61 1995-96
6.	Mandee Armstrong	53 1996-97
7.	Sarah DeGrandi	46 1999-00
8.	Thea Herring	44 2001-02
9.	<b>Felmas Koranga</b>	<b>41 2021-22</b>
10.	Jhileiya Dunlap	39 2020-21
	Sky'Lynn Holmes	39 2017-18
	Thea Herring	39 2002-03

\* denotes freshman record



# SINGLE-GAME RECORDS

## POINTS

### All-Time Record

1.	Joanna Harden	UAH (11/26/13)	52
2.	Ashley Beverly Kelley	at Georgia Southern (2/19/15)	46
3.	Jane Shulsen	Northwest Florida State (2/1/77)	45

### Division I Leaders

1.	Joanna Harden	UAH (11/26/13)	52
2.	Ashley Beverly Kelley	at Georgia Southern (2/19/15)	46
3.	Joanna Harden	Evansville (12/8/13)	43
4.	LaKeisha Parrish	vs Ohio (12/19/98)	40
5.	Alexus Dye	vs Texas State (3/6/21)	37
	Laura Lee Holman	at Gardner-Webb (1/20/05)	37
	Thea Herring	at Jacksonville State (2/1/03)	37
	Samantha Tomlinson	at Campbell (2/14/98)	37
8.	Samantha Tomlinson	Georgia State (2/2/98)	36
	Samantha Tomlinson	Chicago State (1/20/97)	36
10.	Samantha Tomlinson	vs Chicago State (3/6/97)	35
	Tai'Sheka Porchia	vs Arkansas State (1/27/24)	35

## FIELD GOALS MADE

### All-Time Record

1.	Jane Shulsen	Northwest Florida State (2/1/77)	20
----	--------------	----------------------------------	----

### Division I Leaders

1.	Joanna Harden	UAH (11/26/13)	18
2.	LaKeisha Parrish	vs Ohio (12/19/98)	17
3.	Alexus Dye	vs Texas State (3/6/21)	16
	Ashley Beverly Kelley	at Georgia Southern (2/19/15)	16
	Joanna Harden	Evansville (12/8/13)	16
	Thea Herring	at Jacksonville State (2/1/03)	16
	Mandee Armstrong	Buffalo (2/6/97)	16
7.	LaKeisha Parrish	at Georgia State (3/4/99)	15
	Tai'Sheka Porchia	vs Arkansas State (1/27/24)	15
9.	Makayia Hallmon	at James Madison (1/21/23)	14
	Laura Lee Holman	at Gardner-Webb (1/20/05)	14
	Samantha Tomlinson	Georgia State (2/2/98)	14
	Mandee Armstrong	at NE Illinois (2/12/97)	14

## FIELD GOALS ATTEMPTED

### All-Time Record

1.	Jane Shulsen	Northwest Florida State (2/1/77)	39
----	--------------	----------------------------------	----

### Division I Leaders

1.	Joanna Harden	at Texas State (1/25/14)	32
2.	Ashley Beverly Kelley	at Georgia Southern (2/19/15)	31
3.	Samantha Tomlinson	Jacksonville State (1/3/98)	30
4.	Joanna Harden	South Alabama (3/2/13)	28
	Joanna Harden	UAH (11/26/13)	28
	Samantha Tomlinson	vs Chicago State (3/6/97)	28
	Mandee Armstrong	Georgia State (12/8/94)	28
8.	Ashley Beverly Kelley	at Appalachian State (2/20/16)	27
	Ashley Beverly Kelley	at Arkansas State (2/6/16)	27
	Joanna Harden	ULM (3/1/14)	27
	Joanna Harden	Little Rock (2/26/14)	27
	Joanna Harden	at UL Lafayette (2/19/14)	27
	Joanna Harden	South Alabama (2/6/14)	27
	Joanna Harden	Evansville (12/8/13)	27
	Joanna Harden	Jacksonville (11/30/13)	27

## FIELD GOAL PERCENTAGE (min. 10 attempts)

### Division I Leaders

1.	Thea Herring	at Georgia State (2/9/02)	.923 (12-13)
2.	Kylie Morrissey	at #23 Middle Tenn. (1/6/07)	.900 (9-10)
3.	Thea Herring	at Jacksonville St. (2/1/03)	.889 (16-18)
4.	Brittanie Davis	Middle Tenn. (2/11/09)	.818 (9-11)
	Kourtney Coleman	at ULM (3/1/14)	.818 (9-11)
6.	Amber Leggett	Coastal Carolina (2/16/23)	.800 (12-15)
	Alexus Dye	vs Ga. Southern (1/15/21)	.800 (8-10)
	Japonica James	vs Louisiana (1/11/20)	.800 (8-10)
	Thea Herring	Jacksonville St. (2/4/02)	.800 (8-10)
	Thea Herring	at Mercer (1/30/02)	.800 (8-10)
	Sharin Milner	at Illinois-Chicago (11/27/99)	.800 (8-10)

## 3-POINT FIELD GOALS MADE

### All-Time Record

1.	Jennifer Edgar	at UT Martin (2/8/92)	8
----	----------------	-----------------------	---

### Division I Leaders

1.	Chaquita Alexander	UCF (2/28/03)	7
2.	19 different times	--	6

## 3-POINT FIELD GOAL ATTEMPTS

### All-Time Record

1.	Chandra Bradford	vs Samford (3/9/00)	17
----	------------------	---------------------	----

### Division I Leaders

1.	Chandra Bradford	vs Samford (3/9/00)	17
2.	Amanda Mendoza	at Ole Miss (11/21/17)	15
	Ashley Beverly Kelley	Georgia Southern (2/11/16)	15
	Aja Gates	UCF (2/24/00)	15
5.	3 different times		14

## FREE THROWS MADE

### All-Time Record

1.	Samantha Tomlinson	Stetson (2/22/98)	16
----	--------------------	-------------------	----

### Division I Leaders

1.	Samantha Tomlinson	Stetson (2/22/98)	16
2.	Joanna Harden	Little Rock (2/26/14)	15
3.	Japonica James	Fort Valley State (11/5/19)	14
	Makesha Sampson	Georgia State (12/11/93)	14
5.	Samantha Tomlinson	at Campbell (2/14/98)	13
	Samantha Tomlinson	UMKC (1/6/97)	13
7.	Jasmine Sanders	vs South Alabama (3/8/18)	12
	Ashley Beverly Kelley	at Georgia State (1/7/16)	12
	Samantha Tomlinson	Buffalo (2/6/97)	12
	Makesha Sampson	at South Alabama (12/8/93)	12

## FREE THROWS ATTEMPTED

### All-Time Record

1.	Samantha Tomlinson	Stetson (2/22/98)	23
----	--------------------	-------------------	----

### Division I Leaders

1.	Samantha Tomlinson	Stetson (2/22/98)	23
2.	Japonica James	Fort Valley State (11/5/19)	21
3.	Joanna Harden	Little Rock (2/26/14)	18
4.	Samantha Tomlinson	at Campbell (2/14/98)	17
5.	Ashley Beverly Kelley	Appalachian State (1/19/15)	16
6.	Jasmine Robinson	South Alabama (2/13/21)	15
	Felmas Koranga	App State (1/2/21)	15
	ArJae' Saunders	at Appalachian State (2/20/16)	15
	ArJae' Saunders	Georgia State (2/13/16)	15
	Samantha Tomlinson	UMKC (1/6/97)	15
	Belinda Blake	at Western Illinois (1/28/95)	15
	Makesha Sampson	Georgia State (12/11/93)	15



## REBOUNDS

### All-Time Record

1. Denise Monroe	Alabama-Huntsville (1/12/80)	26
Denise Monroe	South Alabama (1/28/78)	26

### Division I Leaders

1. Felmas Koranga	vs Georgia Southern (2/19/22)	24
2. Felmas Koranga	vs Louisiana (3/8/21)	22
Caitlyn Ramirez	vs Arkansas State (3/9/17)	22
4. Sky'Lynn Holmes	Louisiana (2/22/18)	21
5. Ja'Mia Hollings	South Alabama (1/26/23)	20
Caitlyn Ramirez	Georgia State (1/28/17)	20
Caitlyn Ramirez	at Auburn (11/11/16)	20
Sky'Lynn Holmes	Louisiana (1/26/19)	20
Alexus Dye	at App State (1/30/21)	20
10. Felmas Koranga	vs Texas State (3/6/21)	19
Felmas Koranga	vs. Bethune-Cookman (11/18/21)	19
Alexus Dye	at Ga. Southern (2/6/21)	19
Alexus Dye	Arkansas State (2/22/20)	19
Ronita Garrett	UL Lafayette (2/14/15)	19
Ronita Garrett	at Savannah State (12/29/13)	19
Donette McNair	vs Morgan State (11/27/09)	19

## ASSISTS

### All-Time Record

1. Amy Sanders	Chicago State (1/20/97)	15
Denise Monroe	Spring Hill (1/18/78)	15

### Division I Leaders

1. Amy Sanders	Chicago State (1/20/97)	15
2. Ashley Beverly Kelley	Arkansas State (3/11/16)	14
Kira McWaine	at South Alabama (12/21/97)	14
4. Ashley Beverly Kelley	Georgia State (2/15/14)	13
Amy Sanders	Buffalo (2/6/97)	13
6. Amanda Mendoza	West Alabama (11/13/15)	12
Jasmine Pitts	North Texas (2/16/13)	12
Kerri Fiehrer	at Gardner-Webb (1/10/04)	12
Sharin Milner	at Samford (3/2/00)	12
Sharin Milner	at Jacksonville State (3/4/00)	12
Tredena Robinson	Youngstown State (2/8/97)	12
Tredena Robinson	Georgia Southern (12/9/96)	12

## STEALS

### All-Time Record

1. Sharonica Hartsfield	LaGrange College (12/7/20)	9
Dyneshia Bankston	at Buffalo (1/13/97)	9
Amy Hipsher	Valdosta State (1/16/89)	9

### Division I Leaders

1. Sharonica Hartsfield	LaGrange College (12/7/20)	9
Dyneshia Bankston	at Buffalo (1/13/97)	9
3. Sharonica Hartsfield	UT-Martin (11/10/22)	8
Dyneshia Bankston	Buffalo (2/6/97)	8
5. 11 different times	--	7

## BLOCKED SHOTS

### All-Time Record

1. Samantha Tomlinson	Western Illinois (1/4/97)	9
-----------------------	---------------------------	---

### Division I Leaders

1. Samantha Tomlinson	Western Illinois (1/4/97)	9
2. Janeen Camp	LaGrange (12/14/22)	8
Samantha Tomlinson	at Georgia State (1/22/98)	8
Samantha Tomlinson	at Alabama State (12/2/97)	8
5. Samantha Tomlinson	at Youngstown State (1/11/97)	7
Samantha Tomlinson	at Mississippi State (12/4/97)	7
Mandee Armstrong	Florida A&M (12/10/94)	7



# TEAM / INDIVIDUAL 2023-24 SEASON HIGHS

## TEAM GAME HIGHS & LOWS

### TROY - GAME HIGHS

POINTS	98, vs. SFA (12/20/23)
FIELD GOALS MADE	39, vs. SFA (12/20/23)
FIELD GOAL ATTEMPTS	88, vs. Georgia State (12/31/23)
FIELD GOAL PERCENTAGE	.559 (33-59), vs. New Mexico State (12/21/23)
3 PT FIELD GOALS MADE	8, at No. 15 Tennessee (11/19/23)
3 PT FG ATTEMPTS	30, at Iowa State (12/17/23)
3 PT FG PERCENTAGE	.455 (5-11), vs. Louisiana (1/10/24)
FREE THROWS MADE	30, at Memphis (12/2/23)
FREE THROW ATTEMPTS	39, at Memphis (12/2/23)
FREE THROW PERCENTAGE	.900 (9-10), at Georgia (12/6/23)
REBOUNDS	62, Arkansas State (1/27/24)
ASSISTS	19, vs. Belmont (11/29/23)
STEALS	16, vs. UT Martin (12/9/23)
BLOCKED SHOTS	6, vs. New Mexico State (12/21/23)
TURNOVERS	23, vs. Ball State (11/11/23)
FOULS	25, at Iowa State (12/17/23)

### OPPONENT - GAME HIGHS

POINTS	105, Iowa State (12/17/23)
FIELD GOALS MADE	37, No. 15 Tennessee (11/19/23)
FIELD GOAL ATTEMPTS	86, Arkansas State (1/27/24)
FIELD GOAL PERCENTAGE	.538 (16-30), Iowa State (12/17/23)
3 PT FIELD GOALS MADE	16, Iowa State (12/17/23)
3 PT FG ATTEMPTS	34, Arkansas State (1/27/24)
3 PT FG PERCENTAGE	.533 (16-30), Iowa State (12/17/23)
FREE THROWS MADE	21, Memphis (12/2/23)
FREE THROW ATTEMPTS	24, Samford (11/14/23)
FREE THROW PERCENTAGE	1.000 (10-10), Arkansas State (1/27/24)
REBOUNDS	63, No. 15 Tennessee (11/19/23)
ASSISTS	26, Iowa State (12/17/23)
STEALS	14, Memphis (12/2/23)
BLOCKED SHOTS	8, Memphis (12/2/23)
TURNOVERS	27, SFA (12/20/23)
FOULS	29, Memphis (12/2/23)

### TROY - GAME LOWS

POINTS	61, vs. Samford (11/14/23)
FIELD GOALS MADE	22, vs. Samford (11/14/23)
FIELD GOAL ATTEMPTS	59, vs. New Mexico State (12/21/23)
FIELD GOAL PERCENTAGE	.306 (22-72), vs. Samford (11/14/23)
3 PT FIELD GOALS MADE	0, at Memphis (12/2/23)
3 PT FG ATTEMPTS	7, at Georgia Southern (1/4/24)
3 PT FG PERCENTAGE	.000 (0-8), at Memphis (12/2/23)
FREE THROWS MADE	4, at Iowa State (12/17/23)
FREE THROW ATTEMPTS	9, at Iowa State (12/17/23)
FREE THROW PERCENTAGE	.444 (4-9), at Iowa State (12/17/23)
REBOUNDS	35, vs. UT Martin (12/9/23)
ASSISTS	10, at Louisiana (1/20/24)
STEALS	4, Arkansas State (1/27/24)
BLOCKED SHOTS	0, at Louisiana (1/20/24)
TURNOVERS	8, James Madison (1/13/24)
FOULS	9, vs. SFA (12/20/23)

### OPPONENT - GAME LOWS

POINTS	44, Louisiana (1/10/24)
FIELD GOALS MADE	21, UT Martin (12/9/23)
FIELD GOAL ATTEMPTS	51, at Louisiana (1/20/24)
FIELD GOAL PERCENTAGE	.306 (27-82), Louisiana (1/10/24)
3 PT FIELD GOALS MADE	2, Louisiana (1/10/24)
3 PT FG ATTEMPTS	12, New Mexico State (12/21/23)
3 PT FG PERCENTAGE	.125 (2-16), Louisiana (1/10/24)
FREE THROWS MADE	4, Louisiana (1/10/24)
FREE THROW ATTEMPTS	8, at Louisiana (1/20/24)
FREE THROW PERCENTAGE	.308 (4-13), Louisiana (1/10/24)
REBOUNDS	24, Louisiana (1/20/24)
ASSISTS	7, New Mexico State (12/21/23)
STEALS	2, James Madison (1/13/24)
BLOCKED SHOTS	0, Texas State (1/18/24)
TURNOVERS	9, Georgia (12/6/23)
FOULS	9, Iowa State (12/17/23)

## INDIVIDUAL GAME HIGHS & LOWS

### TROY INDIVIDUAL HIGHS

POINTS	35 - Tai'Sheka Porchia, Arkansas State (1/27/24)
FIELD GOALS MADE	15 - Tai'Sheka Porchia, Arkansas State (1/27/24)
FIELD GOAL ATTEMPTS	27 - Tai'Sheka Porchia, Arkansas State (1/27/24)
FIELD GOAL PERCENTAGE	.833 (5-6) - Tai'Sheka Porchia, vs. New Mexico State (12/21/23)
3 PT FIELD GOALS MADE	4 - Makayia Hallmon, Arkansas State (1/27/24)
3 PT FG ATTEMPTS	8 - Makayia Hallmon, at Iowa State (12/17/23)
3 PT FG PERCENTAGE	1.000 (2-2) - Nia Daniel, at Georgia Southern (1/4/24)
FREE THROWS MADE	9 - Tai'Sheka Porchia, vs Southern Miss (1/25/24)
FREE THROW ATTEMPTS	12 - Tai'Sheka Porchia, vs Southern Miss (1/25/24)
FREE THROW PERCENTAGE	1.000 (7-7) - Makayia Hallmon, at Memphis (12/2/23)
REBOUNDS	17 - Tai'Sheka Porchia, Arkansas State (1/27/24)
ASSISTS	10 - Sharonica Hartsfield, vs. Ball State (11/11/23)
STEALS	5 - Ja'Mia Hollings, vs. Belmont (11/29/23)
BLOCKED SHOTS	3 - Ja'Mia Hollings, vs. Georgia State (12/31/23)
TURNOVERS	7 - Sharonica Hartsfield, at Memphis (12/2/23)
FOULS	5 - Tai'Sheka Porchia, at Texas State (1/18/24)

### OPPONENT INDIVIDUAL HIGHS

POINTS	34 - Izzy Higginbottom, Arkansas State (1/27/24)
FIELD GOALS MADE	12 - Izzy Higginbottom, Arkansas State (1/27/24)
FIELD GOAL ATTEMPTS	31 - Izzy Higginbottom, Arkansas State (1/27/24)
FIELD GOAL PERCENTAGE	1.000 (6-6) - Morgan Hill, Texas State (1/18/24)
3 PT FIELD GOALS MADE	6 - Nyamer Diew, Iowa State (12/17/23)
3 PT FG ATTEMPTS	11 - Ja'Niah Henson, Texas State (1/18/24)
3 PT FG PERCENTAGE	1.000 (2-2) - Makaila Cange, Coastal Carolina (1/6/24)
FREE THROWS MADE	11 - Domonique Davis, Southern Miss (1/25/24)
FREE THROW ATTEMPTS	12 - Domonique Davis, Southern Miss (1/25/24)
FREE THROW PERCENTAGE	1.000 (8-8) - Izzy Higginbottom, Arkansas State (1/27/24)
REBOUNDS	14 - Addy Brown, Iowa State (12/17/23)
ASSISTS	10 - Destini Lombard, SFA (12/20/23)
STEALS	5 - Destini Lombard, SFA (12/20/23)
BLOCKED SHOTS	4 - Emma Imevbore, Arkansas State (1/27/24)
TURNOVERS	7 - Jacorriah Bracev, Southern Miss (1/25/24)
FOULS	5 - Nyla Jean, Southern Miss (1/25/24)





# 0 GABBI CARTAGENA

JACKSON, GA. | 5-8 | JR. | GUARD



## Single-Game Career Highs:

Points..... 16, vs. Alabama Huntsville (12/15/21)  
Rebounds ..... 6 (3x), vs. Louisiana (2/10/24)  
Assists ..... 3, (2x) ULM (1/12/23)  
Blocks ..... 2, at Samford (11/7/22)  
Steals ..... 3, vs. Samford (11/14/23)  
Minutes ..... 30, at South Alabama (2/24/23)  
FG Made .. 5 (2x), vs. Alabama Huntsville (12/15/21)  
3FG Made ..... 4, at UT-Martin (11/10/22)  
FT Made..... 5, vs. Alabama Huntsville (12/15/21)

## PLAYER BIO

### Sophomore (2022-23)

Played in 30 games, starting one game at South Alabama for 30 minutes – averaged 10.4 minutes... Her 14 points at UT Martin (Nov. 10) marked a season-high with a career-high four made triples... Made first career start on Feb. 24 at South Alabama, scoring seven points, two steals, four rebounds and two assists... Tallied a career-high two blocks in the season opener (Nov. 7) at Samford... Scored 3.2 points on 30 percent from the field (51-for-152), 31.2 from deep (29-for-93) and 69.6 from the charity stripe (16-of-23)... Swiped two steals in three games for multiple career highs (BYU – Nov. 19, ULM – Jan. 12, at South Alabama – Feb. 24)... Shot the Trojans' highest field goal percentage in a single game with an 83.3 (5-of-6) percent at UT Martin (Nov. 10)

### Freshman (2021-22)

Helped lead the Trojans to a Sun Belt regular season championship... Saw action in 21 games... Shot an impressive 31.3 percent from distance (10-for-32) ... Went 21-for-53 from the field (40.4 percent) ... Averaged 3.1 points and 1.5 rebounds over 7.3 minutes of action... Tallied a trio of double figure scoring contests against UAH (16), South Carolina State (10) and ULM (10) ... Her 16 points against UAH marked a career high... Grabbed six boards against ULM, a career high... Shot a team-best 93.3 percent from the charity stripe (14-of-15)

### High School

Gabbi was rated as a 3-star recruit by Prospects Nation and earned a national ranking of 37 by MaxPreps ... Cartagena was a force on both offense and defense while she led Jackson High School to the Sweet 16 for the first time in 20 years ... She averaged a double-double with 26.7 points and 13.2 rebounds per game while adding 2.4 assists, 2.9 steals and 1.2 blocks per contest ... Her impressive showing on the court earned her numerous accolades including AJC Class AAA First Team All-State, Region Four Player of the Year and the Class 3A South Player of the Year while also being named to multiple All-Star teams across the state of Georgia ... Scored over 1,500 career points while grabbing more than 1,000 rebounds ... Cartagena also played softball, posting a .344 average during the 2018-19 season ... She was also a member of the National Honor Society, National Beta Club, a Chic-Fil-A Leadership member and has earned Academic Excellence every year of high school.

### Personal

Gabriella "Gabbi" Milagro Cartagena... Born December, 28, 2002... Daughter of Rhonda and Angelo Cartagena... Has three siblings, Christian, Andrew and Jason.. Majoring in interdisciplinary studies

## 2023-24 GAME-BY-GAME STATS

Opponent	Date	GS	MIN	Total		3-Pointers		Free throws		Rebounds				PF	A	TO	BLK	STL	PTS	AVG	
				FG-FGA	PCT	3FG-3FGA	PCT	FT-FTA	PCT	OFF	DEF	TOT	AVG								
Ball St.	11/11/2023		08:57	0-0	.000	0-0	.000	0-0	.000	0	0	0	0.0	0	0	2	0	0	0	0.0	
Samford	11/14/2023		25:19	4-12	.333	1-4	.250	2-2	1.000	4	2	6	3.0	4	1	1	0	3	11	5.5	
at Tennessee	11/19/2023		14:05	1-2	.500	1-1	1.000	0-0	.000	0	3	3	3.0	1	0	0	0	1	3	4.7	
Belmont	11/29/2023		07:05	1-4	.250	1-2	.500	0-0	.000	2	0	2	2.8	1	0	0	0	0	3	4.3	
at Memphis	12/02/2023		10:05	0-3	.000	0-1	.000	0-0	.000	1	3	4	3.0	0	0	0	0	0	3	3.4	
at Georgia	12/06/2023		04:54	0-1	.000	0-1	.000	0-0	.000	0	0	0	2.5	0	0	0	0	1	0	2.8	
UT Martin	12/09/2023		07:59	0-3	.000	0-1	.000	0-0	.000	0	1	1	2.3	1	0	1	0	0	0	2.4	
at Iowa St.	12/17/2023		09:37	1-5	.200	1-5	.200	0-0	.000	0	1	1	2.1	3	0	1	0	1	3	2.5	
vs SFA	12/20/2023		02:59	0-2	.000	0-2	.000	0-0	.000	0	1	1	2.0	0	1	0	0	0	0	2.2	
vs New Mexico St.	12/21/2023		04:09	0-0	.000	0-0	.000	0-0	.000	0	0	0	1.8	0	0	1	0	0	0	2.0	
Georgia St.	12/31/2023		14:03	2-6	.333	0-4	.000	0-0	.000	0	5	5	2.1	1	1	0	0	1	4	2.2	
at Ga. Southern	01/04/2024		04:38	0-0	.000	0-0	.000	0-0	.000	0	1	1	2.0	0	1	1	0	0	0	2.0	
at Coastal Carolina	01/06/2024		04:43	0-1	.000	0-0	.000	0-0	.000	0	0	0	1.8	0	0	0	0	0	0	1.8	
Louisiana	01/10/2024		09:23	1-2	.500	1-1	1.000	0-0	.000	1	5	6	2.1	2	0	2	0	0	3	1.9	
James Madison	01/13/2024		02:38	0-1	.000	0-0	.000	0-0	.000	0	1	1	2.1	0	0	0	0	0	0	1.8	
at Texas St.	01/18/2024		03:19	0-1	.000	0-1	.000	0-0	.000	0	0	0	1.9	0	0	0	0	0	0	1.7	
at Louisiana	01/20/2024		03:13	0-1	.000	0-1	.000	0-0	.000	0	0	0	1.8	0	0	0	0	0	0	1.6	
Southern Miss.	01/25/2024		06:27	1-1	1.000	0-0	.000	1-1	1.000	0	0	0	1.7	0	0	1	0	0	3	1.7	
Arkansas St.	01/27/2024		05:01	0-2	.000	0-2	.000	0-0	.000	0	1	1	1.7	3	0	0	0	0	0	1.6	
Totals			0	148:33	11-47	.234	5-26	.192	3-3	1.000	8	24	32	1.7	16	4	10	0	7	30	1.6

## MISCELLANEOUS SUPERLATIVES

	2023-24	CAREER
Games with 10+ points .....	1	5
Games with 20+ points .....	0	0
Games with 10+ rebounds .....	0	0
Games with 5+ assists .....	0	0
Games with 5+ steals .....	0	0
Games with 3+ blocks .....	0	0
Double-Doubles .....	0	0
Games started .....	0	1

## Career Statistics

				Field Goals		3-Point		F-Throws		Rebounds				Scoring						
SEASON	TEAM	GP-GS	MIN/AVG	FG-FGA	FG%	3FG-3FGA	3FG%	FT-FTA	FT%	OFF	DEF	TOT	AVG	PF-FO	A	TO	BLK	STL	PTS	AVG
2021-22	TROY	21-0	153/7.3	21-52	.404	10-32	.313	14-15	.933	17	14	31	1.5	6-0	6	14	0	3	66	3.1
2022-23	TROY	30-1	311/10.4	30-100	.300	19-61	.311	16-23	.696	19	30	49	1.6	14-0	21	13	4	9	95	3.2
2023-24	TROY	19-0	149/7.8	11-47	.234	5-26	.192	3-3	1.000	8	24	32	1.7	16-0	4	10	0	7	30	1.6
<b>TOTAL</b>		<b>70-1</b>	<b>613/8.8</b>	<b>62-199</b>	<b>.312</b>	<b>34-119</b>	<b>.286</b>	<b>33-41</b>	<b>.805</b>	<b>44</b>	<b>68</b>	<b>112</b>	<b>1.6</b>	<b>36-0</b>	<b>31</b>	<b>37</b>	<b>4</b>	<b>19</b>	<b>191</b>	<b>2.7</b>

# 2 FELMAS KORANGA

NAKURU, KENYA | 6-1 | SR. | FORWARD



## 2023-24 GAME-BY-GAME STATS

Opponent	Date	GS	MIN	Total		3-Pointers		Free throws		Rebounds				PF	A	TO	BLK	STL	PTS	AVG
				FG-FGA	PCT	3FG-3FGA	PCT	FT-FTA	PCT	OFF	DEF	TOT	AVG							
at Iowa St.	12/17/2023		08:22	3-4	.750	1-1	1.000	1-2	.500	0	1	1	1.0	0	1	0	0	1	8	8.0
vs SFA	12/20/2023		13:15	3-5	.600	0-0	.000	0-0	.000	0	4	4	2.5	1	0	1	0	1	6	7.0
vs New Mexico St.	12/21/2023		10:25	1-5	.200	0-0	.000	0-0	.000	0	0	0	1.7	1	0	1	0	1	2	5.3
<b>Totals</b>		<b>0</b>	<b>32:02</b>	<b>7-14</b>	<b>.500</b>	<b>1-1</b>	<b>1.000</b>	<b>1-2</b>	<b>.500</b>	<b>0</b>	<b>5</b>	<b>5</b>	<b>1.7</b>	<b>2</b>	<b>1</b>	<b>1</b>	<b>1</b>	<b>2</b>	<b>16</b>	<b>5.3</b>

### Single-Game Career Highs:

Points..... 25, at Louisiana (1/13/22)  
 Rebounds..... 24, vs. Ga. Southern (2/19/22)  
 Assists.....4, vs. Texas State (3/6/21)  
 Blocks ..... 4, vs. Alabama Huntsville (12/15/21)  
 Steals ..... 7, vs. Jackson St. (12/20/21)  
 Minutes .....36, vs. Jackson State (12/20/21)  
 FG Made ..... 11, at Duke (11/28/21)  
 3FG Made ..... 1 (3x), at Iowa State (12/17/23)  
 FT Made.....10, vs. App State (1/2/21)

## PLAYER BIO

### Career Accolades

- Preseason Player of the Year (2022-23)
- All-Sun Belt First Team (2021-22)
- Preseason All-Sun Belt Team (2021-22)
- Sun Belt Commissioner's List (3.5 GPA or better) (2020-21)
- Played for the Kenyan National Team in the 2021 FIBA AfroBasket Qualifier (2021)
- Won FIBA AfroBasket Zone 5 Championship (2021)
- Named Best Power Forward of AfroBasket Zone 5 Qualifier (2021)
- Sun Belt Newcomer of the Year (2020-21)
- All-Sun Belt Second Team (2020-21)
- Preseason All-Sun Belt Third Team (2020-21)

### Senior (2022-23)

Played four games, starting three before suffering season-ending injury... Shot a perfect 4-for-4 from the charity strip... Hit a season-high eight points in the season-opener at Samford (Nov. 7) and grabbed an impressive season-high of 14 rebounds... Went 5-for-25 (.200) from the field to score 14 total points... Averaged 7.8 rebounds in 19.8 minutes through four games

### Junior (2021-22)

All-Sun Belt First Team selection... Named to the Sun Belt All-Tournament Team...The only Trojan to start all 33 games... Set the Division I single-season rebounds record book (354) and ranked third all-time... Also ranked eighth all-time and fourth in Troy's single-season DI rebounding average list (10.7) while her 41 blocks ranked ninth in Troy's single-season DI record... Set Troy's DI single-game record for rebounding after hauling in 24 boards (Georgia Southern)... Led Troy to a Sun Belt regular season championship, averaging a team-high 12.6 points, 10.7 rebounds and 26.0 minutes... Also added 50 steals and 29 assists... Named a two-time Sun Belt Player of the Week (Dec. 28 and Feb. 22)...Finished first on the team in points (415), first in rebounds, second in blocks, first in steals, first in field goals made (171) and second in field goal percentage (45 percent)... Ranked 10th nationally in rebounds and 18th nationally with 17 double-doubles... Recorded a single-game high 25 points against Louisiana

### Sophomore (2020-21)

Sun Belt Newcomer of Year ... Named to the All-Sun Belt Conference Second Team ... Played in all 23 games, making 21 starts, including the final 19 games of the season, after making her Troy debut on Dec. 17 at Middle Tennessee, while helping Troy win their fourth Sun Belt Championship, the first of her career, and making the NCAA Tournament as a No. 15 seed ... Ranked second in the conference in double-doubles (12) behind teammate Alexis Dye while ranking 27th nationally ... Averaged 12.8 points, 11.1 rebounds, 1.5 steals, 0.8 blocks and 0.6 assists per game while shooting 42.9 percent from the field (118-of-275) ... Felmas finished third on the team in scoring (295 points), second in total rebounds (256), third in blocked shots (18) and fourth in steals (34) ... She scored in double-figures in 19 games and scored at-least 15 points in six of those contests ... Posted a season-best 20-points in Troy's NCAA First Round game vs Texas A&M ... Tied a single-game record for rebounds with 22 in the Sun Belt Championship game vs Louisiana ... Felmas averaged 12.6 points and 15.6 rebounds in Troy's three SBC Tournament games ... In the NCAA Tournament she scored 20-points and had 11 rebounds while shooting 69.2 percent from the field (9-of-13)

### Tyler Junior College

Made history when she signed her NLI to play for the Sun Belt Champions, becoming the first female born in Kenya to play NCAA Division I basketball ... Ranked as the No. 2 JUCO recruit in the country by World Exposure WBB ... Named the 2020 WBCA Two-Year Player of the Year and a First Team All-American by both the WBCA and the NJCAA. Felmas earned All-America honors this past season after averaging 19 points and 13.1 rebound per game in 31 starts while notching 26 double-doubles ... Averaged 14 points and 10.5 rebounds as a freshman to earn NJCAA Second Team All-America honors while being named the Region 14 Freshman of the Year ... In two years, she scored over 1,000 points and grabbed 750 rebounds

### Personal

Daughter of Everlynnne and Elijah Koranga... Has nine siblings, Ariel, Avigdo, Barlev, Emanuel, Michael, Debra, Carol, Claudia and Clara... Also played netball, soccer and ran track in high school... Majoring in criminal justice, where she is aiming for her masters in clinical mental health... Born February 1, 1996... Brother Ariel plays professional basketball with Al Bashaer BC

## MISCELLANEOUS SUPERLATIVES

	2023-24	CAREER
Games with 10+ points .....	0	42
Games with 20+ points .....	0	6
Games with 10+ rebounds .....	0	33
Games with 5+ assists .....	0	0
Games with 5+ steals .....	0	2
Games with 3+ blocks .....	0	6
Double-Doubles .....	0	29
Games started .....	0	57

## Career Statistics

				Field Goals		3-Point		F-Throws		Rebounds				Scoring						
SEASON	TEAM	GP-GS	MIN/AVG	FG-FGA	FG%	3FG-3FGA	3FG%	FT-FTA	FT%	OFF	DEF	TOT	AVG	PF-FO	A	TO	BLK	STL	PTS	AVG
2020-21	TROY	23-21	560/24.3	118-275	.429	1-12	.083	58-83	.699	109	147	256	11.1	44-2	13	43	18	34	295	12.8
2021-22	TROY	33-33	854/25.9	171-380	.450	1-7	.143	73-99	.737	118	236	354	10.7	35-2	29	75	41	50	416	12.6
2022-23	TROY	4-3	79/19.8	5-25	.200	0-2	.000	4-4	1.000	15	16	31	7.8	5-0	1	2	2	0	14	3.5
2023-24	TROY	3-0	32/10.7	7-14	.500	1-1	1.000	1-2	.500	0	5	5	1.7	2-0	1	1	1	2	16	5.3
<b>TOTAL</b>		<b>63-57</b>	<b>1526/24.2</b>	<b>301-694</b>	<b>.434</b>	<b>3-22</b>	<b>.136</b>	<b>136-188</b>	<b>.723</b>	<b>242</b>	<b>404</b>	<b>646</b>	<b>10.3</b>	<b>86-4</b>	<b>44</b>	<b>121</b>	<b>62</b>	<b>86</b>	<b>741</b>	<b>11.8</b>



# 3 MAKAYIA HALLMON

COUSHATTA, LA. | 5-3 | SR. | GUARD



## Single-Game Career Highs:

Points.....33, at James Madison (1/21/23)  
Rebounds.....9, vs. Texas State (1/21/23)  
Assists..... 7, vs. Coastal Carolina (2/16/23)  
Blocks ..... 1, (5x)  
Steals .....4, at James Madison (1/21/23)  
Minutes ..... 41, at Louisiana (2/4/23)  
FG Made .. 5 (2x), vs. Alabama Huntsville (12/15/21)  
3FG Made ..... 4, at UT-Martin (11/10/22)  
FT Made..... 5, vs. Alabama Huntsville (12/15/21)

## 2023-24 GAME-BY-GAME STATS

Opponent	Date	GS	MIN	Total		3-Pointers		Free throws		Rebounds				PF	A	TO	BLK	STL	PTS	AVG	
				FG-FGA	PCT	3FG-3FGA	PCT	FT-FTA	PCT	OFF	DEF	TOT	AVG								
Belmont	11/29/2023	*	28:26	4-12	.333	2-4	.500	1-2	.500	0	1	1	1.0	4	1	1	0	0	11	11.0	
at Memphis	12/02/2023	*	25:20	3-11	.273	0-1	.000	7-7	1.000	1	2	3	2.0	4	0	3	0	0	13	12.0	
at Georgia	12/06/2023	*	33:10	7-21	.333	2-7	.286	2-2	1.000	1	1	2	2.0	2	5	4	0	2	18	14.0	
UT Martin	12/09/2023	*	28:23	5-12	.417	1-5	.200	1-1	1.000	1	1	2	2.0	2	2	2	0	2	12	13.5	
at Iowa St.	12/17/2023	*	25:22	8-22	.364	1-8	.125	1-2	.500	1	1	2	2.0	3	0	1	0	2	18	14.4	
vs SFA	12/20/2023	*	28:32	4-11	.364	1-1	1.000	2-2	1.000	1	2	3	2.2	2	1	2	0	2	11	13.8	
vs New Mexico St.	12/21/2023	*	36:53	12-19	.632	1-4	.250	5-7	.714	0	2	2	2.1	2	2	1	0	2	30	16.1	
Georgia St.	12/31/2023	*	29:18	5-20	.250	2-7	.286	3-3	1.000	0	3	3	2.3	3	0	1	1	1	15	16.0	
at Ga. Southern	01/04/2024	*	33:30	6-14	.429	0-3	.000	4-5	.800	0	2	2	2.2	3	0	1	0	1	16	16.0	
at Coastal Carolina	01/06/2024	*	32:18	7-15	.467	4-6	.667	4-6	.667	0	1	1	2.1	3	1	1	0	0	22	16.6	
Louisiana	01/10/2024	*	23:40	5-11	.455	1-4	.250	1-2	.500	0	1	1	2.0	1	4	1	0	3	12	16.2	
James Madison	01/13/2024	*	33:37	12-23	.522	0-2	.000	3-4	.750	0	0	0	1.8	3	4	0	0	1	27	17.1	
at Texas St.	01/18/2024	*	32:01	4-9	.444	1-4	.250	5-7	.714	1	3	4	2.0	4	2	2	0	0	14	16.8	
at Louisiana	01/20/2024	*	34:39	4-13	.308	0-0	.000	0-0	.000	0	3	3	2.1	2	2	2	0	0	8	16.2	
Southern Miss.	01/25/2024	*	27:38	2-12	.167	1-5	.200	8-9	.889	2	2	4	2.2	4	3	1	0	1	13	16.0	
Arkansas St.	01/27/2024	*	35:33	8-18	.444	4-6	.667	3-5	.600	2	5	7	2.5	1	2	2	0	0	23	16.4	
Totals			16	488:19	96-243	.395	21-67	.313	50-64	.781	10	30	40	2.5	43	29	25	1	17	263	16.4

## PLAYER BIO

### Personal

- Preason All-Sun Belt First Team (2023-24)
- All-Sun Belt Second Team (2022-23)
- All-Sun Belt Third Team (2021-22)

### Junior (2022-23)

Started all but one of 30 games played for 25.7 minutes... Led the Trojans in scoring with 15 points per game on 37.1 percent from the field – ranked eighth in the SBC -- to be named on the All-Sun Belt Second Team... Made Troy debut in the season-opener at Samford (Nov. 7), scoring 15 points with five rebounds and a steal and block... Ended the season with 12 straight games in double-figures, averaging 18.2 points in that stretch... Dropped a team and career-high 33-point performance on 14-of-25 from the field at James Madison (Jan. 21)... Converted the two most field goals in a single game for Troy (14 – James Madison, 12 – Old Dominion)... Performed 23 double-digit scoring games, with eight being 20-plus points... Drilled a career-high four triples on seven attempts to score 25 points at Arkansas (Dec. 1)... Seized a career-high nine rebounds on Dec. 31 against Texas State... Sat 11th in the league and second for Troy (min. 10 attempts) 78.2 percent from the charity stripe

### Louisiana

#### Junior (2021-22)

Had a stellar third season as a Ragin' Cajuns, picking up Third Team All-Conference honors after leading the team in scoring with 11.8 points per game...Her All-Conference nod marked the first of her career...Started in 20 of the team's 25 games...Also averaged 2.7 rebounds, 1.2 assists and 1.0 steals per contest...Hallmon was the Ragin' Cajuns' leading free throw shooter with a 81.7 percent (49-for-60) at the line...Owned a 43.0 field goal percentage (110-for-256), the third best amongst Ragin' Cajuns with more than 200 attempts on the year, and a 36.5 3-point field goal percentage, the second-best on the team...Scored at least 10 points in 17 of the team's 25 games, including two 21-point performances...Her 21-point efforts came against Troy and at ULM

### Sophomore (2020-21)

Saw action in 23 of the team's 24 games, making eight starts...Averaged 7.0 points per game, the fifth best scoring average on the team...Posted six double-figure scoring performances, including three in the first four games...Opened the year with 14 points against North Texas (Dec. 4) and 16 points against McNeese State (Dec. 9)...Totaled 12 points against Texas State (Jan. 30)...Added 10 points at Rice (Dec. 16)...Nearly notched a double-double against Arkansas State (Feb. 5) after scoring nine points and grabbing a season-high six boards...Went off in the first meeting against ULM (Feb. 11), recording a career-high 24 points to go along with five rebounds and two steals

### Freshman (2019-20)

Averaged 3.1 points and 0.6 rebounds in her 27 appearances for Louisiana... Opened season with back-to-back eight-point performances against Loyola (New Orleans) (Nov. 7) and Sam Houston State (Nov. 10)...She was pivotal in Louisiana picking up its first win at Troy (Jan. 11) since 2006, scoring 14 points in the final 6:41 of the contest on 5-for-6 from the field

### High School

Attended Red River High School in Coushatta, Louisiana...After a dominant senior season, was named the 2019 Shreveport Times Player of the Year and was a 2019 McDonald's All-American Nominee...Throughout her high school career, was a three-time All-District MVP, a four-time member of the All-District First Team and a four-time member of the All-Area First Team... Selected as the team MVP in each of her four seasons at Red River.

### Personal

Born February 23, 2001... majoring in interdisciplinary studies

## MISCELLANEOUS SUPERLATIVES

	2023-24	CAREER
Games with 10+ points	15	38
Games with 20+ points	3	11
Games with 10+ rebounds	0	0
Games with 5+ assists	1	3
Games with 5+ steals	0	0
Games with 3+ blocks	0	0
Double-Doubles	0	0
Games started	16	45

## Career Statistics

				Field Goals		3-Point		F-Throws		Rebounds				Scoring						
SEASON	TEAM	GP-GS	MIN/AVG	FG-FGA	FG%	3FG-3FGA	3FG%	FT-FTA	FT%	OFF	DEF	TOT	AVG	PF-FO	A	TO	BLK	STL	PTS	AVG
2019-20	LA	27-0	172/6.4	28-92	.304	6-30	.200	22-30	.733	4	11	15	0.6	34-0	5	17	0	3	84	3.1
2020-21	LA	23-8	343/14.9	55-173	.318	16-48	.333	35-44	.795	10	34	44	1.9	41-0	7	31	0	13	161	7.0
2021-22	LA	25-20	738/29.5	110-256	.430	27-74	.365	49-60	.817	9	58	67	2.7	58-1	29	53	1	25	296	11.8
2022-23	TROY	30-29	770/25.7	174-469	.371	33-117	.282	68-87	.782	16	66	82	2.7	79-4	74	59	4	42	449	15.0
2023-24	TROY	16-16	488/30.5	96-243	.395	21-67	.313	50-64	.781	10	30	40	2.5	43-0	29	25	1	17	263	16.4
TOTAL FOR TROY		46-45	1258/27.3	270-712	.379	54-184	.293	118-151	.781	26	96	122	2.7	122-4	103	84	5	59	712	15.5
TOTAL		121-73	2511/20.8	463-1233	.376	103-336	.307	224-285	.786	49	199	248	2.0	255-5	144	185	6	100	1253	10.4



5

## ZAY DYER

ATLANTA, GA. | 6-2 | SO. | FORWARD



## Single-Game Career Highs:

Points..... 28, North Alabama (12/19/22)

Rebounds ..... 15, at Georgia Southern (1/4/24)

Assists ..... 3 (2x), at Memphis (12/2/23)

Blocks ..... 4, Coastal Carolina (1/19/23)

Steals ..... 4, Agnes Scott (11/7/22)

Minutes ..... 38, North Alabama (12/19/22)

FG Made ..... 13, North Alabama (12/19/22)

3FG Made ..... 1 (3x), vs. Southern Miss (1/25/24)

FT Made..... 5, vs. LaGrange (12/20/22)

## 2023-24 GAME-BY-GAME STATS

Opponent	Date	GS	MIN	Total		3-Pointers		Free throws		Rebounds				PF	A	TO	BLK	STL	PTS	AVG
				FG-FGA	PCT	3FG-3FGA	PCT	FT-FTA	PCT	OFF	DEF	TOT	AVG							
Ball St.	11/11/2023		22:41	4-7	.571	0-0	.000	3-5	.600	4	5	9	9.0	3	1	2	0	1	11	11.0
Samford	11/14/2023		08:59	0-6	.000	0-0	.000	3-4	.750	0	3	3	6.0	0	0	0	0	0	3	7.0
at Tennessee	11/19/2023		15:14	0-5	.000	0-0	.000	0-0	.000	2	3	5	5.7	4	1	1	1	0	0	4.7
Belmont	11/29/2023	*	14:48	3-6	.500	0-0	.000	0-0	.000	1	4	5	5.5	2	2	0	0	1	6	5.0
at Memphis	12/02/2023		22:42	6-11	.545	0-0	.000	3-4	.750	4	6	10	6.4	4	3	1	0	0	15	7.0
at Georgia	12/06/2023	*	21:22	3-7	.429	0-0	.000	0-0	.000	1	2	3	5.8	3	0	1	0	0	6	6.8
UT Martin	12/09/2023		13:41	2-4	.500	0-0	.000	0-0	.000	5	3	8	6.1	5	1	1	0	0	4	6.4
at Iowa St.	12/17/2023		14:10	2-6	.333	0-0	.000	0-0	.000	2	2	4	5.9	4	0	1	0	0	4	6.1
vs SFA	12/20/2023		11:53	2-4	.500	0-0	.000	0-0	.000	1	2	3	5.6	0	0	0	0	0	4	5.9
vs New Mexico St.	12/21/2023		16:22	2-5	.400	0-0	.000	1-2	.500	2	3	5	5.5	0	2	1	0	0	5	5.8
Georgia St.	12/31/2023		08:37	2-4	.500	0-0	.000	1-3	.333	2	1	3	5.3	3	1	1	0	2	5	5.7
at Ga. Southern	01/04/2024		21:17	1-5	.200	0-0	.000	2-4	.500	4	11	15	6.1	3	1	6	0	0	4	5.6
at Coastal Carolina	01/06/2024		15:44	1-4	.250	0-0	.000	0-0	.000	2	4	6	6.1	2	0	0	0	0	2	5.3
Louisiana	01/10/2024		22:18	7-12	.583	0-0	.000	4-5	.800	4	5	9	6.3	2	2	3	0	0	18	6.2
James Madison	01/13/2024		23:30	4-7	.571	1-1	1.000	4-4	1.000	1	9	10	6.5	4	1	3	0	0	13	6.7
at Texas St.	01/18/2024		23:15	6-10	.600	0-0	.000	3-4	.750	2	4	6	6.5	2	1	1	1	1	15	7.2
at Louisiana	01/20/2024		05:44	1-2	.500	0-0	.000	0-0	.000	1	1	2	6.2	4	0	1	0	0	2	6.9
Southern Miss.	01/25/2024		12:40	2-4	.500	1-1	1.000	0-0	.000	3	0	3	6.1	2	1	1	0	1	5	6.8
Arkansas St.	01/27/2024		09:34	1-5	.200	0-0	.000	0-0	.000	1	0	1	5.8	0	0	0	1	0	2	6.5
Totals		2	304:32	49-114	.430	2-2	1.000	24-35	.686	42	68	110	5.8	47	17	24	3	6	124	6.5

## PLAYER BIO

## Georgia State

## Freshman (2022-23)

Played in all 33 games with 18 starts...

Scored in double figures 11 times to average 6.5 points... Finished second in field goal percentage at 50.5 percent and with rebounds at 5.5... Made collegiate debut on Nov. 7 against Agnes Scott – led GSU with 17 points and eight rebounds... Seized first double-double against Winthrop (Nov. 21) with 10 points and 11 rebounds – finished with five... Notched a career-high 28 points against North Alabama (Dec. 19)... Grabbed a career-high 12 rebounds against LaGrange (Dec. 21)

## High School

Attended Maynard Jackson High School...

Named to the Georgia Athletic Coaches

Association Class 5A North All-State

Team and GHSA All-State First Team her

sophomore and senior seasons... Classified

as “Best Rebounder” in Class 5A... Placed on

Atlanta Journal-Constitution All-Metro for

Atlanta/South Fulton... Brought her team to

the Elite Eight of Georgia State Playoffs... Put

on 2021-22 Preseason All-State and Atlanta

Tipoff Club Preseason Watch List... Averaged

17 points

## Personal

Full name is Xaviera Alexandria Dyer... Born

on July 12, 2004, in Atlanta, Ga... Daughter

to Marlena Dyer and Frances Mullins... Has

three siblings named Candance, Aaliyah and

Maurisha... Majoring in biology

## MISCELLANEOUS SUPERLATIVES

	2023-24	CAREER
Games with 10+ points .....	5	5
Games with 20+ points .....	0	0
Games with 10+ rebounds .....	3	3
Games with 5+ assists .....	0	0
Games with 5+ steals .....	0	0
Games with 3+ blocks .....	0	0
Double-Doubles .....	2	2
Games started .....	2	2

## Career Statistics

				Field Goals		3-Point		F-Throws		Rebounds				Scoring						
SEASON	TEAM	GP-GS	MIN/AVG	FG-FGA	FG%	3FG-3FGA	3FG%	FT-FTA	FT%	OFF	DEF	TOT	AVG	PF-FO	A	TO	BLK	STL	PTS	AVG
2022-23	GSU	33-18	756/22.9	95-188	.505	1-2	.500	22-45	.489	52	128	180	5.5	45-0	25	77	16	17	213	6.5
2023-24	TROY	19-2	305/16.0	49-114	.430	2-2	1.000	24-35	.686	42	68	110	5.8	47-1	17	24	3	6	124	6.5
<b>TOTAL FOR TROY</b>		<b>19-2</b>	<b>305/16.0</b>	<b>49-114</b>	<b>.430</b>	<b>2-2</b>	<b>1.000</b>	<b>24-35</b>	<b>.686</b>	<b>42</b>	<b>68</b>	<b>110</b>	<b>5.8</b>	<b>47-1</b>	<b>17</b>	<b>24</b>	<b>3</b>	<b>6</b>	<b>124</b>	<b>6.5</b>
<b>TOTAL</b>		<b>52-20</b>	<b>1061/20.4</b>	<b>144-302</b>	<b>.477</b>	<b>3-4</b>	<b>.750</b>	<b>46-80</b>	<b>.575</b>	<b>94</b>	<b>196</b>	<b>290</b>	<b>5.6</b>	<b>92-1</b>	<b>42</b>	<b>101</b>	<b>19</b>	<b>23</b>	<b>337</b>	<b>6.5</b>

# 10 TAI'SHEKA PORCHIA

CAMDEN, ARK. | 6-1 | SR. | FORWARD



## Single-Game Career Highs:

Points .....35, vs. Arkansas St. (1/27/24)

Rebounds .....17, vs. Arkansas St. (1/27/24)

Assists .....2, (5x)

Blocks .....3, vs. Tulane (12/7/22)

Steals .....4, vs. Texas St. (12/31/22)

Minutes .....42, at Louisiana (2/4/23)

FG Made.....15, vs. Arkansas St. (1/27/24)

3FG Made .....1 (2x), at App State (1/29/21)

FT Made .....9, vs. Southern Miss (1/25/24)

## 2023-24 GAME-BY-GAME STATS

Opponent	Date	GS	MIN	Total		3-Pointers		Free throws		Rebounds				PF	A	TO	BLK	STL	PTS	AVG
				FG-FGA	PCT	3FG-3FGA	PCT	FT-FTA	PCT	OFF	DEF	TOT	AVG							
Ball St.	11/11/2023	*	29:51	4-10	.400	0-0	.000	2-3	.667	1	4	5	5.0	0	0	3	1	0	10	10.0
Samford	11/14/2023	*	31:40	4-12	.333	0-0	.000	2-2	1.000	5	7	12	8.5	3	0	5	0	3	10	10.0
at Tennessee	11/19/2023	*	25:21	8-15	.533	0-1	.000	2-2	1.000	6	2	8	8.3	4	1	1	0	0	18	12.7
Belmont	11/29/2023		26:12	5-14	.357	0-0	.000	1-2	.500	5	4	9	8.5	2	1	1	1	0	11	12.3
at Memphis	12/02/2023	*	17:35	4-8	.500	0-0	.000	5-7	.714	3	1	4	7.6	3	0	1	0	0	13	12.4
at Georgia	12/06/2023	*	31:44	2-7	.286	0-0	.000	4-4	1.000	2	3	5	7.2	2	2	2	0	1	8	11.7
UT Martin	12/09/2023	*	30:09	4-10	.400	0-0	.000	5-8	.625	0	2	2	6.4	2	1	1	0	1	13	11.9
at Iowa St.	12/17/2023	*	26:29	2-8	.250	0-0	.000	0-0	.000	3	3	6	6.4	2	1	1	1	3	4	10.9
vs SFA	12/20/2023	*	26:43	6-11	.545	0-0	.000	5-5	1.000	5	1	6	6.3	0	0	1	0	2	17	11.6
vs New Mexico St.	12/21/2023	*	26:01	5-6	.833	0-0	.000	3-4	.750	4	3	7	6.4	4	0	2	1	1	13	11.7
Georgia St.	12/31/2023	*	36:43	5-13	.385	0-0	.000	4-5	.800	8	4	12	6.9	2	1	3	1	0	14	11.9
at Ga. Southern	01/04/2024	*	26:32	9-13	.692	0-0	.000	6-11	.545	3	4	7	6.9	3	0	3	0	1	24	12.9
at Coastal Carolina	01/06/2024	*	30:48	7-15	.467	0-0	.000	3-3	1.000	7	4	11	7.2	4	2	4	1	2	17	13.2
Louisiana	01/10/2024	*	23:31	7-10	.700	0-0	.000	3-4	.750	4	6	10	7.4	1	0	1	0	1	17	13.5
James Madison	01/13/2024	*	21:20	1-6	.167	0-0	.000	1-1	1.000	5	4	9	7.5	3	0	0	0	0	3	12.8
at Texas St.	01/18/2024	*	27:59	8-12	.667	0-0	.000	0-0	.000	2	1	3	7.3	5	1	0	0	2	16	13.0
at Louisiana	01/20/2024	*	34:19	7-10	.700	0-0	.000	5-6	.833	5	4	9	7.4	2	2	1	0	2	19	13.4
Southern Miss.	01/25/2024	*	33:26	8-15	.533	0-0	.000	9-12	.750	4	3	7	7.3	4	0	1	1	2	25	14.0
Arkansas St.	01/27/2024	*	39:06	15-27	.556	0-0	.000	5-7	.714	8	9	17	7.8	1	0	0	1	0	35	15.1
Totals			18 545:28	111-222	.500	0-1	.000	65-86	.756	80	69	149	7.8	47	12	31	8	21	287	15.1

## PLAYER BIO

### Career Honors

2022-23 All-Sun Belt Third Team

2022-23 Sun Belt Player of the Week (Week 13)

2022-23 NCAA Starting Five (Feb. 8, 2023)

### Junior (2022-23)

Competed in 30 games, making 27 starts...

Member of the All-Sun Belt Third Team... Awarded

Sun Belt Conference Player of the Week (Week

13) and NCAA Starting Five after averaging 20

points and 13.5 rebounds and hitting the game-

winner with 1.8 seconds left in overtime to defeat

Louisiana (81-80)... Ranked 16th in the SBC in

scoring with 12.4 points on 47.8 percent from

the field (11th in SBC)... Sat in 11th in the league

in rebounds at 7.2... Rejected 18 shots to tie for

11th in the conference at 0.6 per game... Made

Trojan debut at Samford (Nov. 7), scoring nine

points and rebounds... Scored in double-figures on

21 occasions, including a stretch of seven straight

from Dec. 1 – Dec. 31... Notched nine double-

doubles... At Texas State, she scored a season-

high 28 points on 11-of-16 from the field, tied a

season-best 15 boards and swiped four steals...

Rejected three shots against Tulane (Dec. 7)

### Pensacola Junior College

Porchia, before transferring to Pensacola Junior

College, attended Angelina College in Lufkin,

Texas, for one season in 2019-20. At Pensacola

Junior College, she was named an all-conference

player in both seasons. As a post player, she was

also named a WBCA all-American. During the

2019-20 season, Porchia averaged 13.3 points

per game to lead the team while capturing 6.8

rebounds per contest. In her final season in

Pensacola, she posted a 14.7 points per game

mark and averaged just shy of a double-double at

9.6 rebounds a game.

### Personal

Daughter of Beverly Ellis, Mildred Askew, and

Kenneth Askew... is an only child... attended

Camden Fairview High School in her hometown of

Camden, Arkansas... is majoring in interdisciplinary

studies - sports management ... born Oct. 11,

2000.

## MISCELLANEOUS SUPERLATIVES

	2023-24	CAREER
Games with 10+ points .....	16	38
Games with 20+ points .....	3	5
Games with 10+ rebounds .....	5	13
Games with 5+ assists .....	0	0
Games with 5+ steals .....	0	0
Games with 3+ blocks .....	0	1
Double-Doubles .....	5	13
Games started .....	18	45

## Career Statistics

SEASON	TEAM	GP-GS	MIN/AVG	Field Goals		3-Point		F-Throws		Rebounds				Scoring						
				FG-FGA	FG%	3FG-3FGA	3FG%	FT-FTA	FT%	OFF	DEF	TOT	AVG	PF-FO	A	TO	BLK	STL	PTS	AVG
2022-23	TROY	30-27	834/27.8	149-312	.478	0-2	.000	74-108	.685	108	108	216	7.2	66-2	17	52	18	34	372	12.4
2023-24	TROY	19-18	545/28.7	111-222	.500	0-1	.000	65-86	.756	80	69	149	7.8	47-1	12	31	8	21	287	15.1
TOTAL		49-45	1380/28.2	260-534	.487	0-3	.000	139-194	.716	188	177	365	7.4	113-3	29	83	26	55	659	13.4



# 11 JA'MIA HOLLINGS

WEST POINT, MISS. | 6-2 | SR. | FORWARD



## 2023-24 GAME-BY-GAME STATS

Opponent	Date	GS	MIN	Total		3-Pointers		Free throws		Rebounds				PF	A	TO	BLK	STL	PTS	AVG	
				FG-FGA	PCT	3FG-3FGA	PCT	FT-FTA	PCT	OFF	DEF	TOT	AVG								
Ball St.	11/11/2023	*	27:28	7-13	.538	2-5	.400	2-2	1.000	1	8	9	9.0	3	0	3	1	0	18	18.0	
Samford	11/14/2023	*	34:58	8-19	.421	1-7	.143	0-2	.000	4	8	12	10.5	3	1	1	2	1	17	17.5	
at Tennessee	11/19/2023	*	29:14	6-13	.462	2-7	.286	2-2	1.000	2	2	4	8.3	4	1	1	1	0	16	17.0	
Belmont	11/29/2023	*	25:48	6-13	.462	1-2	.500	0-0	.000	1	3	4	7.3	3	0	2	0	5	13	16.0	
at Memphis	12/02/2023	*	12:60	1-8	.125	0-1	.000	0-0	.000	1	3	4	6.6	1	0	1	1	0	2	13.2	
at Georgia	12/06/2023		22:32	3-7	.429	0-0	.000	0-0	.000	2	5	7	6.7	2	2	0	1	0	6	12.0	
UT Martin	12/09/2023	*	28:17	4-9	.444	1-2	.500	0-0	.000	2	6	8	6.9	2	1	1	0	2	9	11.6	
at Iowa St.	12/17/2023	*	19:31	4-7	.571	1-2	.500	1-1	1.000	1	1	2	6.3	3	0	1	0	1	10	11.4	
vs SFA	12/20/2023	*	21:14	7-15	.467	0-2	.000	4-7	.571	3	2	5	6.1	3	0	0	1	1	18	12.1	
vs New Mexico St.	12/21/2023	*	23:06	3-6	.500	0-0	.000	1-1	1.000	0	7	7	6.2	3	1	0	1	1	7	11.6	
Georgia St.	12/31/2023	*	40:04	10-20	.500	1-3	.333	6-9	.667	5	8	13	6.8	3	1	2	3	2	27	13.0	
at Ga. Southern	01/04/2024	*	29:43	4-13	.308	0-0	.000	0-2	.000	1	7	8	6.9	3	1	0	2	2	8	12.6	
at Coastal Carolina	01/06/2024	*	30:37	6-12	.500	0-1	.000	5-9	.556	1	10	11	7.2	3	1	1	1	2	17	12.9	
Louisiana	01/10/2024	*	25:43	2-6	.333	0-1	.000	2-2	1.000	2	6	8	7.3	2	1	2	0	1	6	12.4	
James Madison	01/13/2024	*	35:10	5-13	.385	0-2	.000	7-9	.778	4	10	14	7.7	2	2	0	1	2	17	12.7	
at Texas St.	01/18/2024	*	28:27	5-10	.500	1-3	.333	7-10	.700	2	3	5	7.6	3	1	1	1	4	18	13.1	
at Louisiana	01/20/2024	*	31:08	5-8	.625	0-0	.000	1-2	.500	2	6	8	7.6	4	0	4	0	1	11	12.9	
Southern Miss.	01/25/2024	*	33:54	3-15	.200	0-1	.000	6-8	.750	4	11	15	8.0	3	0	2	0	4	12	12.9	
Arkansas St.	01/27/2024	*	38:24	6-12	.500	0-1	.000	3-3	1.000	5	7	12	8.2	2	0	5	1	1	15	13.0	
Totals			18	538:18	95-219	.434	10-40	.250	47-69	.681	43	113	156	8.2	52	13	27	17	30	247	13.0

## MISCELLANEOUS SUPERLATIVES

	2023-24	CAREER
Games with 10+ points .....	12	31
Games with 20+ points .....	1	3
Games with 10+ rebounds .....	6	18
Games with 5+ assists .....	0	0
Games with 5+ steals .....	1	1
Games with 3+ blocks .....	1	4
Double-Doubles .....	6	15
Games started .....	18	39

## PLAYER BIO

### Career Honors

2022-23 All-Sun Belt Third Team  
2022-23 Sun Belt Player of the Week (Week 12)  
2022-23 NCAA Starting Five (Feb. 1)

### Junior (2022-23)

Competed in 29 games, making 21 starts... Tabbed a member of the All-Sun Belt Third Team on 12.7 points (14th in SBC), 8.5 rebounds (second in SBC) and 0.8 blocks (ninth in SBC)... Earned Sun Belt Player of the Week (Week 12) and NCAA Starting Five, averaging 21 points and 15 rebounds... Made first Troy start at San Francisco, scoring four points and seizing six rebounds in 16 minutes... Erupted for career-high 27 points against Washington State (Nov. 21) on 10-of-19 from the field and 6-of-7 from the line... Totaled nine double-doubles, 17 double-digit and five 15-plus rebound performances... Produced a 20-20 game with 23 points and 20 rebounds against South Alabama (Jan. 26)... Swiped four steals in two games (Tulane – Dec. 7, Georgia Southern – Jan. 28)... Dominated defensively against Georgia Southern (Jan. 28) with a career-high four blocks, four steals and 10 rebounds...

### Sophomore (2021-22)

Saw action in 30 games... Averaged 3.6 points and 3.4 rebounds... Shot an impressive 41.9 percent from the field (44-for-105)... Totaled 107 points, 103 rebounds, 15 steals and eight blocks to help lead Troy to the Sun Belt regular season title... Recorded a pair of double-digit scoring contests and two double-digit rebounds contests... Tallied a season-high 12 points in Troy's win at rival South Alabama

### East Mississippi Community College

Hollings comes to Troy after playing two seasons at EMCC ... Hollings was a standout post player for East Mississippi where she was a two-time All-MACCC selection and a two-time All-Region 23 honoree ... In her two seasons in Scooba, Miss. Hollings averaged a double-double (14.3 points and 10.2 rebounds per game) ... The two-year starter shot 60 percent from the field and 72 percent from the charity stripe and guided EMCC to a 36-8 record ... Hollings was a four-time MACCC Player of the Week honoree, twice as both a freshman and sophomore ... She led EMCC in both steals and blocked shots back-to-back seasons and was named to the 2021 NJCAA All-Region 23 Tournament Team.

### High School

Named Most Valuable Player and 3x All-Defense and All-Offense at West Point HS... Participated in Mississippi State Championship game during sophomore season... Scored 41 points in a game... Averaged a double-double throughout HS... Also ran track & field

### Personal

Full name is Jamia Alexis Hollings... Born on Oct. 2, 2000 in West Point, Miss... Nickname is "Stixxs"... Enjoys horseback riding and ATVs... Daughter of Sadie Griffin and Corbin Hollings... Two siblings, Kaydence, Jacoby and Jaylen... majoring in psychology

## Career Statistics

				Field Goals		3-Point		F-Throws		Rebounds									Scoring	
SEASON	TEAM	GP-GS	MIN/AVG	FG-FGA	FG%	3FG-3FGA	3FG%	FT-FTA	FT%	OFF	DEF	TOT	AVG	PF-FO	A	TO	BLK	STL	PTS	AVG
2021-22	TROY	30-0	292/9.7	44-105	.419	0-3	.000	19-31	.613	41	62	103	3.4	26-0	8	23	8	15	107	3.6
2022-23	TROY	29-21	706/24.4	150-311	.482	13-36	.361	56-81	.691	87	158	245	8.4	70-3	28	40	22	37	369	12.7
2023-24	TROY	19-18	538/28.3	95-219	.434	10-40	.250	47-69	.681	43	113	156	8.2	52-0	13	27	17	30	247	13.0
TOTAL		78-39	1536/19.7	289-635	.455	23-79	.291	122-181	.674	171	333	504	6.5	148-3	49	90	47	82	723	9.3



12

NIA DANIEL

CHARLOTTE, N.C. | 5-10 | SR. | GUARD



## 2023-24 GAME-BY-GAME STATS

## Single-Game Career Highs:

Points.....28 (2x), vs. Tulane (12/7/22)

Rebounds.....13, vs. Tulane (12/7/22)

Assists ..... 4, at Louisiana (2/20/24)

Blocks.....2 (3x), vs. UT Martin (12/9/23)

Steals ..... 4 (2x), vs. SFA (12/20/23)

Minutes ..... 37, vs. Coastal Carolina (2/16/23)

FG Made ..... 11 (2x), vs. Southern Miss (12/29/22)

3FG Made ..... 5, vs. Southern Miss (12/29/22)

FT Made..... 8, vs Coastal Carolina (2/16/23)

## PLAYER BIO

## Junior (2022-23)

Appeared in 28 games with 24 starts... Averaged 12.7 points, ranking 15th in the SBC and third for Troy... Shot 35.8 percent from the field, 25.9 from deep and 78.3 from the line... Scored in double-figures in 17 games with five 20-plus point performances... Notched a career-high 28 points twice against Tulane on Dec. 7 (11-of-25) and Southern Miss on Dec. 29 (11-of-25)... Sole double-double came against Tulane (Dec. 7) with 28 points and 13 rebounds... Swiped 3-plus steals in five games with a career-high of four at Arkansas State (Jan. 5)... Nailed a career-high five 3-pointers against Southern Miss... Led Troy in free throw percentage at 78.3 (54-of-69)

## Alabama (2021-22)

Daniel was a standout at Alabama for head coach Kristy Curry. She tallied 51 points, and 24 rebounds in her 16 games played for the Crimson Tide and tallied back-to-back double-digit scoring performances against Western Carolina and Bethune-Cookman. In junior college, she averaged 23.4 points per contest while shooting over 45 percent from the field. She was named the 2021 Panhandle Player of The Year, an NJCAA First-Team All-American and a WBCA All-American

## North Carolina (2020-21)

As a freshman, came off the bench to play in 25 games ... Averaged 10.7 minutes per appearance, with 2.8 points and 1.0 rebounds per game ... Scored a season-high eight points against Yale on Dec. 28 and at Wake Forest on Feb. 23

## High School

Rated a four-star guard by ESPN... MVP at the Battle of the Boro in 2018... Three-time team captain and four-time letterwinner at Hickory... Named 2017-18 and 2018-19 Cabarrus County and Southwestern 4A Player of the Year... Selected as 2018-19 Charlotte Observer Player of the Year and All-State First Team... Averaged 15 points and six rebounds as a junior, leading her squad to the hird round of the 4A State Playoffs... Runner-up at the North Carolina 4A State Title, averaging 14.4 points and 5.4 rebounds in 2017... SW4A Conference Championship Game MVP in 2018

## Personal

Full name is Zhania Sanaah Daniel... Daughter of Chermaine and Dwayne Daniel... has one brother and one sister... father Dwayne played college basketball at Niagara Falls and played professionally in Spain... Graduated in December of 2023 in psychology ... born May 11, 2001 in Charlotte, N.C... Aspires to be a fashion

Opponent	Date	GS	MIN	Total		3-Pointers		Free throws		Rebounds											
				FG-FGA	PCT	3FG-3FGA	PCT	FT-FTA	PCT	OFF	DEF	TOT	AVG	PF	A	TO	BLK	STL	PTS	AVG	
Ball St.	11/11/2023	*	22:22	2-11	.182	1-6	.167	0-0	.000	0	0	0	0.0	0	0	0	2	1	5	5.0	
Samford	11/14/2023	*	13:01	1-4	.250	0-1	.000	0-0	.000	0	1	1	0.5	3	0	1	0	0	2	3.5	
at Tennessee	11/19/2023	*	31:58	6-17	.353	4-8	.500	3-3	1.000	1	0	1	0.7	2	0	0	1	1	19	8.7	
Belmont	11/29/2023	*	27:24	4-11	.364	1-3	.333	3-5	.600	3	1	4	1.5	4	1	0	0	0	12	9.5	
at Memphis	12/02/2023	*	25:18	6-15	.400	0-3	.000	5-8	.625	2	1	3	1.8	1	0	1	1	2	17	11.0	
at Georgia	12/06/2023	*	25:05	7-17	.412	2-7	.286	3-4	.750	1	3	4	2.2	3	2	3	0	2	19	12.3	
UT Martin	12/09/2023	*	26:25	5-10	.500	1-3	.333	4-4	1.000	1	4	5	2.6	1	0	1	2	3	15	12.7	
at Iowa St.	12/17/2023	*	22:25	3-9	.333	1-6	.167	0-0	.000	2	1	3	2.6	2	3	3	0	2	7	12.0	
vs SFA	12/20/2023	*	27:33	10-18	.556	1-3	.333	0-0	.000	1	4	5	2.9	1	2	1	0	4	21	13.0	
vs New Mexico St.	12/21/2023	*	04:31	1-2	.500	1-1	1.000	0-0	.000	0	0	0	2.6	2	0	1	0	0	3	12.0	
at Ga. Southern	01/04/2024	*	29:27	5-8	.625	2-2	1.000	0-2	.000	2	2	4	2.7	3	1	2	0	1	12	12.0	
at Coastal Carolina	01/06/2024	*	32:06	8-19	.421	0-6	.000	1-2	.500	3	2	5	2.9	2	0	2	0	2	17	12.4	
Louisiana	01/10/2024	*	23:14	6-11	.545	3-4	.750	0-0	.000	0	7	7	3.2	0	0	1	1	1	15	12.6	
James Madison	01/13/2024	*	28:06	4-12	.333	1-3	.333	1-2	.500	1	3	4	3.3	3	0	2	0	0	10	12.4	
at Texas St.	01/18/2024	*	25:23	3-9	.333	1-3	.333	2-3	.667	1	2	3	3.3	0	1	2	0	2	9	12.2	
at Louisiana	01/20/2024	*	33:55	10-18	.556	1-6	.167	2-2	1.000	3	4	7	3.5	2	4	0	0	1	23	12.9	
Southern Miss.	01/25/2024	*	23:42	2-9	.222	1-5	.200	0-0	.000	1	3	4	3.5	3	0	2	0	0	5	12.4	
Arkansas St.	01/27/2024	*	33:41	2-10	.200	0-1	.000	3-4	.750	3	2	5	3.6	2	3	0	1	0	7	12.1	
Totals			18	455:36	85-210	.405	21-71	.296	27-39	.692	25	40	65	3.6	34	17	22	8	22	218	12.1

## MISCELLANEOUS SUPERLATIVES

	2023-24	CAREER
Games with 10+ points .....	11	28
Games with 20+ points .....	1	6
Games with 10+ rebounds .....	0	1
Games with 5+ assists .....	0	0
Games with 5+ steals .....	0	0
Games with 3+ blocks .....	0	0
Double-Doubles .....	0	1
Games started .....	18	42

## Career Statistics

				Field Goals		3-Point		F-Throws		Rebounds									Scoring	
SEASON	TEAM	GP-GS	MIN/AVG	FG-FGA	FG%	3FG-3FGA	3FG%	FT-FTA	FT%	OFF	DEF	TOT	AVG	PF-FO	A	TO	BLK	STL	PTS	AVG
2019-20	UNC	25-0	263/10.5	25-71	.352	1-14	.071	18-24	.750	9	17	26	1.0	18-0	3	8	4	10	69	2.8
2021-22	Bama	16-0	190/11.9	16-54	.296	6-21	.286	13-16	.813	13	11	24	1.5	24-0	3	10	3	6	51	3.2
2022-23	TROY	28-24	723/25.8	133-371	.358	35-135	.259	54-69	.783	45	73	118	4.2	53-0	27	56	10	34	355	12.7
2023-24	TROY	18-18	456/25.3	85-210	.405	21-71	.296	27-39	.692	25	40	65	3.6	34-0	17	22	8	22	218	12.1
TOTAL FOR TROY		46-42	1179/25.6	218-581	.375	56-206	.272	81-108	.750	70	113	183	4.0	87-0	44	78	18	56	573	12.5
TOTAL		87-42	1632/18.8	259-706	.367	63-241	.261	112-148	.757	92	141	233	2.7	129-0	50	96	25	72	693	8.0

# 13 SHAULANA WAGNER

DETROIT MICH. | 5-10 | JR. | GUARD



## 2023-24 GAME-BY-GAME STATS

Opponent	Date	GS	MIN	Total		3-Pointers		Free throws		Rebounds				PF	A	TO	BLK	STL	PTS	AVG	
				FG-FGA	PCT	3FG-3FGA	PCT	FT-FTA	PCT	OFF	DEF	TOT	AVG								
Ball St.	11/11/2023	*	27:41	5-10	.500	1-1	1.000	4-6	.667	1	6	7	7.0	2	4	6	0	1	15	15.0	
Samford	11/14/2023	*	31:18	3-12	.250	1-2	.500	3-5	.600	2	5	7	7.0	1	5	2	0	1	10	12.5	
at Tennessee	11/19/2023	*	31:35	4-14	.286	0-1	.000	2-2	1.000	1	3	4	6.0	2	7	4	0	1	10	11.7	
Belmont	11/29/2023	*	24:28	0-4	.000	0-1	.000	0-0	.000	1	4	5	5.8	4	4	2	0	2	0	8.8	
at Memphis	12/02/2023		20:37	4-7	.571	0-0	.000	3-4	.750	2	3	5	5.6	1	4	3	0	4	11	9.2	
at Georgia	12/06/2023		24:00	1-4	.250	1-1	1.000	0-0	.000	4	2	6	5.7	0	3	0	0	0	3	8.2	
UT Martin	12/09/2023	*	18:44	2-6	.333	0-2	.000	0-2	.000	0	3	3	5.3	2	5	1	0	1	4	7.6	
at Iowa St.	12/17/2023	*	21:35	1-4	.250	0-1	.000	1-2	.500	1	2	3	5.0	3	4	0	0	1	3	7.0	
vs SFA	12/20/2023	*	18:12	1-4	.250	0-0	.000	2-2	1.000	0	6	6	5.1	0	4	4	0	3	4	6.7	
vs New Mexico St.	12/21/2023	*	30:30	5-9	.556	0-1	.000	2-3	.667	0	7	7	5.3	2	4	1	1	2	12	7.2	
Georgia St.	12/31/2023		28:07	1-7	.143	0-3	.000	2-4	.500	1	2	3	5.1	1	3	1	0	1	4	6.9	
at Ga. Southern	01/04/2024	*	29:48	3-8	.375	0-0	.000	0-1	.000	2	6	8	5.3	3	8	4	0	3	6	6.8	
at Coastal Carolina	01/06/2024	*	24:54	2-9	.222	1-2	.500	1-2	.500	1	3	4	5.2	2	8	1	1	2	6	6.8	
Louisiana	01/10/2024	*	20:47	2-3	.667	0-0	.000	0-0	.000	1	4	5	5.2	1	7	1	0	0	4	6.6	
James Madison	01/13/2024	*	21:45	0-2	.000	0-0	.000	1-2	.500	0	2	2	5.0	1	4	2	1	0	1	6.2	
at Texas St.	01/18/2024	*	25:15	2-7	.286	0-2	.000	2-4	.500	2	8	10	5.3	3	3	4	0	1	6	6.2	
at Louisiana	01/20/2024	*	27:04	1-4	.250	0-0	.000	0-3	.000	0	5	5	5.3	0	1	1	0	2	2	5.9	
Southern Miss.	01/25/2024	*	26:17	0-2	.000	0-0	.000	0-2	.000	1	4	5	5.3	2	5	2	2	0	0	5.6	
Arkansas St.	01/27/2024	*	25:51	0-2	.000	0-1	.000	1-2	.500	1	8	9	5.5	1	6	1	0	0	1	5.4	
Totals			16	478:28	37-118	.314	4-18	.222	24-46	.522	21	83	104	5.5	31	89	40	5	25	102	5.4

## MISCELLANEOUS SUPERLATIVES

	2023-24	CAREER
Games with 10+ points .....	5	5
Games with 20+ points .....	0	0
Games with 10+ rebounds .....	1	1
Games with 5+ assists .....	8	8
Games with 5+ steals .....	0	0
Games with 3+ blocks .....	0	0
Double-Doubles .....	0	0
Games started .....	16	16

## PLAYER BIO

### Wabash Valley (2021-23)

#### Sophomore (2022-23)

Started all 33 games played for 24.3 minutes... Scored 19.9 points on 44.7 percent from the field, 27.3 from deep and 68.1 from the charity stripe... Seized 6.8 rebounds and dished 7.7 assists... Swiped 143 steals for 4.3 per game... Set a program record by scoring 47 points on 17-of-31 from the field against Three Rivers Community College (Jan. 7)... Named GRAC and Region 24 Player of the Year... Placed on WBCA and NJCAA D-I All-American First Team... Led program to the JNCAA National Tournament Elite 8

### Xavier

#### Freshman (2020-21)

Played in 11 games, making two starts... Averaged 4.1 points on 28.8 percent from the field... Added 10 assists and nine steals... Shot 13-of-16 from the charity stripe... Seized a season-high seven rebounds on Jan. 3 against Creighton – averaged 2.3 per game... Netted season-high 11 points against Seton Hall (Feb. 24)

### High School

Attended Edison High School, where she led her team to three state, regional and district basketball championships... Led the program to a 53-7 overall record... Peaked sophomore season, averaging eight points, eight rebounds, six assists and three steals... Competed for the Michigan Crossovers AAU Team... Earned honor roll all four years

### Personal

Born on March 19, 2001, in Detroit, Mich... Majoring in interdisciplinary studies - sports marketing

## Career Statistics

				Field Goals		3-Point		F-Throws		Rebounds									Scoring	
SEASON	TEAM	GP-GS	MIN/AVG	FG-FGA	FG%	3FG-3FGA	3FG%	FT-FTA	FT%	OFF	DEF	TOT	AVG	PF-FO	A	TO	BLK	STL	PTS	AVG
2023-24	TROY	19-16	478/25.2	37-118	.314	4-18	.222	24-46	.522	21	83	104	5.5	31-0	89	40	5	25	102	5.4
TOTAL		19-16	478/25.2	37-118	.314	4-18	.222	24-46	.522	21	83	104	5.5	31-0	89	40	5	25	102	5.4



# 22 SHARONICA HARTSFIELD

OKLAHOMA CITY, OKLA, | 5-5 | JR. | GUARD



## 2023-24 GAME-BY-GAME STATS

Opponent	Date	GS	MIN	Total		3-Pointers		Free throws		Rebounds				PF	A	TO	BLK	STL	PTS	AVG
				FG-FGA	PCT	3FG-3FGA	PCT	FT-FTA	PCT	OFF	DEF	TOT	AVG							
Ball St.	11/11/2023	*	26:58	1-2	.500	1-1	1.000	0-0	.000	1	2	3	3.0	3	10	1	0	0	3	3.0
Samford	11/14/2023	*	30:40	0-1	.000	0-0	.000	3-4	.750	2	1	3	3.0	4	4	3	0	2	3	3.0
at Tennessee	11/19/2023	*	18:04	1-7	.143	0-4	.000	0-0	.000	1	1	2	2.7	1	2	0	0	3	2	2.7
Belmont	11/29/2023		24:49	1-2	.500	0-0	.000	0-0	.000	4	5	9	4.3	4	5	2	0	0	2	2.5
at Memphis	12/02/2023	*	20:23	0-1	.000	0-0	.000	2-2	1.000	0	0	0	3.4	2	3	7	1	2	2	2.4
at Georgia	12/06/2023	*	17:08	0-0	.000	0-0	.000	0-0	.000	0	3	3	3.3	0	0	0	0	0	0	2.0
UT Martin	12/09/2023		17:50	3-3	1.000	1-1	1.000	0-0	.000	0	0	0	2.9	1	3	1	0	4	7	2.7
at Iowa St.	12/17/2023		14:12	1-2	.500	0-0	.000	0-2	.000	1	1	2	2.8	1	4	1	0	0	2	2.6
vs SFA	12/20/2023		16:44	1-3	.333	0-0	.000	1-2	.500	1	3	4	2.9	2	5	3	0	1	3	2.7
vs New Mexico St.	12/21/2023		10:53	0-0	.000	0-0	.000	0-0	.000	0	0	0	2.6	4	1	2	0	0	0	2.4
Georgia St.	12/31/2023	*	24:14	2-4	.500	0-1	.000	0-2	.000	2	2	4	2.7	2	3	2	0	1	4	2.5
at Ga. Southern	01/04/2024		10:58	0-4	.000	0-0	.000	0-0	.000	1	2	3	2.8	1	1	2	0	1	0	2.3
at Coastal Carolina	01/06/2024		12:17	0-0	.000	0-0	.000	1-2	.500	0	1	1	2.6	3	1	0	0	1	1	2.2
Louisiana	01/10/2024		10:42	1-1	1.000	0-0	.000	0-1	.000	0	0	0	2.4	3	1	2	0	1	2	2.2
James Madison	01/13/2024		10:23	0-0	.000	0-0	.000	0-0	.000	0	3	3	2.5	1	3	1	0	2	0	2.1
at Texas St.	01/18/2024		13:05	1-3	.333	0-0	.000	0-0	.000	1	0	1	2.4	1	7	1	0	3	2	2.1
at Louisiana	01/20/2024		12:56	0-3	.000	0-1	.000	0-0	.000	0	0	0	2.2	1	1	4	0	0	0	1.9
Southern Miss.	01/25/2024		13:21	3-4	.750	0-0	.000	2-2	1.000	1	1	2	2.2	2	1	0	0	2	8	2.3
Arkansas St.	01/27/2024		15:44	0-3	.000	0-0	.000	0-0	.000	1	2	3	2.3	0	4	2	0	2	0	2.2
Totals		6	321:21	15-43	.349	2-8	.250	9-17	.529	16	27	43	2.3	36	59	34	1	25	41	2.2

## MISCELLANEOUS SUPERLATIVES

	2023-24	CAREER
Games with 10+ points	0	4
Games with 20+ points	0	0
Games with 10+ rebounds	0	0
Games with 5+ assists	4	26
Games with 5+ steals	0	0
Games with 3+ blocks	0	0
Double-Doubles	0	0
Games started	6	58

## Career Statistics

				Field Goals		3-Point		F-Throws		Rebounds									Scoring	
SEASON	TEAM	GP-GS	MIN/AVG	FG-FGA	FG%	3FG-3FGA	3FG%	FT-FTA	FT%	OFF	DEF	TOT	AVG	PF-FO	A	TO	BLK	STL	PTS	AVG
2020-21	TROY	28-10	484/17.3	24-85	.282	10-40	.250	20-30	.667	14	43	57	2.0	51-0	91	46	1	45	78	2.8
2021-22	TROY	29-15	534/18.4	35-120	.292	13-56	.232	35-48	.729	22	32	54	1.9	55-1	79	57	5	50	118	4.1
2022-23	TROY	29-27	769/26.5	27-122	.221	5-18	.278	65-97	.670	38	64	102	3.5	74-2	105	61	4	58	124	4.3
2023-24	TROY	19-6	321/16.9	15-43	.349	2-8	.250	9-17	.529	16	27	43	2.3	36-0	59	34	1	25	41	2.2
TOTAL		105-58	2108/20.1	101-370	.273	30-122	.246	129-192	.672	90	166	256	2.4	216-3	334	198	11	178	361	3.4

## PLAYER BIO

### Sophomore (2022-23)

Participated in 29 games with 27 starts... Averaged 4.3 points on 22.1 percent from the field, 27.8 from deep and 67 percent from the line... Ranked seventh in the SBC in assists at 3.6... Dished off 3-plus assists in 20 games, with her season-high of 10 coming at UT-Martin (Nov. 10)... Stuffed the stat sheet at UT-Martin with a season-high of eight steals, six points, 10 assists and four rebounds... Scored season-high 10 points at Georgia State (Jan. 7) on 3-of-5... Seated third in the league and first for Troy with two steals per game... Seized a season-high of seven rebounds at Arkansas State (Jan. 5)

### Freshman (2021-22)

Played in 29 games, making 15 starts... Lead Troy, which ranked 13th nationally, with 50 steals... Ranked second on the team with 79 assists... Totaled 118 points, 54 rebounds and five blocks to help lead Troy to the Sun Belt regular season title... Averaged 4.1 points and 1.9 rebounds over 18.4 minutes of action as a point guard... Recorded a career-high 17 points in Troy's come from behind win over Jackson State

### Freshman (2020-21)

Played in all 28 games, making 10 starts, while helping Troy win their fourth Sun Belt Championship, the first of her career, and making the NCAA Tournament as a No. 15 seed ... One of the best freshmen in the Sun Belt, she averaged 2.8 points, 2.0 rebounds, 3.3 assists and 1.6 steals per game ... She set a season-high with 10 assists in Troy's 131-point victory over LaGrange ... Had nine games with at-least five assists ... Scored points number 130 and 131 to set Troy's single-game scoring record of 131-points ... Finished second on the team in assists (91) while leading the team in steals (45) ... Her 91 assists are the most for a Troy freshman since at-least 2006 ... Sharonica ranked 120th in the NCAA in total assists, 248th in assists per game (3.2 apg) and 122nd in total steals (45) ... She ranked 10th in the NCAA amongst freshman in total assists while ranking 16th amongst freshman in total steals ... In the NCAA Tournament she scored two points, both on free throws, while dishing two assists in 16 minutes of action

### High School

Stared at Putnam City West in Oklahoma City, Okla., where she was a three-year varsity member... Won 69 games and an Oklahoma State Championship in 2018... Named defensive player of the year, first team all-state honors and earned Tarkanian Classic All-Tournament Team honors in Las Vegas senior season... ran track in high school where she earned all-state honors in the 200m dash, the 4x100 and 4x200m relays. She ran the second best time in the 200m dash with a time of 25.9 seconds

### Personal

Daughter of Krishella Day and Sharonnie Hartsfield... Has four siblings, Christian, Domonique, Diante and Trinity... Nickname growing up was Roni... Also ran track in high school... Majoring in criminal justice... Born May 31, 2002



23

## SHANIAH NUNN

BIRMINGHAM, ALA. | 6-0 | SO. | GUARD



## Single-Game Career Highs:

Points.....12, vs. South Alabama (1/26/23)  
 Rebounds.....7, vs. South Alabama (1/26/23)  
 Assists.....2 (3x), vs. ULM (1/12/23)  
 Blocks.....2, at Memphis (12/2/23)  
 Steals .....1 (6x)  
 Minutes .....18, vs. South Alabama (1/26/23)  
 FG Made .....3 (3x), vs. LaGrange (12/14/22)  
 3FG Made .....2 (2x), vs. BYU (11/19/22)  
 FT Made.....5, South Alabama (1/26/23)

## PLAYER BIO

## Freshman (2022-23)

Competed in 5.7 minutes through 23 games... Shooting splits were 28.9 percent from the field, 33.3 from 3-point range and 59.3 from the line... Averaged 3.2 points, 1.6 rebounds and 0.5 assists... Peaked with a career-high in points (12) and rebounds (7) against South Alabama (Jan. 26)

## High School

Averaged 23.3 points, 11.3 rebounds, 3.4 assists, 2.1 blocks and 2.1 steals at Fairfield HS... Accumulated over 3,500 points... Named ARCU Performance Student Athlete of the Year, Birmingham Tip-Off Club Player of the Week... Named all-state four times... Nominated as 2020 Player of the Year... Awarded All-Metro/Jefferson Country Team for six straight years... Played in the 2021 North/South Game and won MVP... Tallied 18 double-doubles in 2021-22

## Personal

Full name is Shaniah Iree Nunn... Born on Dec. 29, 2003 in Birmingham, Ala... Daughter to Rosa Remison and Frederick Nunn ... Majoring in psychology

## 2023-24 GAME-BY-GAME STATS

Opponent	Date	GS	MIN	Total		3-Pointers		Free throws		Rebounds				PF	A	TO	BLK	STL	PTS	AVG
				FG-FGA	PCT	3FG-3FGA	PCT	FT-FTA	PCT	OFF	DEF	TOT	AVG							
Samford	11/14/2023		02:43	0-1	.000	0-0	.000	0-0	.000	0	0	0	0.0	0	0	0	0	0	0	0.0
at Tennessee	11/19/2023		12:00	1-3	.333	1-3	.333	0-2	.000	0	2	2	1.0	1	0	0	0	0	3	1.5
Belmont	11/29/2023		13:12	2-5	.400	0-3	.000	2-2	1.000	0	1	1	1.0	0	2	0	0	0	6	3.0
at Memphis	12/02/2023		21:06	1-5	.200	0-1	.000	2-3	.667	3	3	6	2.3	1	2	1	2	1	4	3.3
at Georgia	12/06/2023		01:50	0-1	.000	0-1	.000	0-0	.000	0	0	0	1.8	0	0	0	0	0	0	2.6
UT Martin	12/09/2023		03:54	0-1	.000	0-1	.000	0-0	.000	0	0	0	1.5	0	0	0	0	0	0	2.2
at Iowa St.	12/17/2023		03:27	0-1	.000	0-1	.000	0-0	.000	0	0	0	1.3	0	1	0	0	1	0	1.9
vs SFA	12/20/2023		04:12	0-0	.000	0-0	.000	0-0	.000	1	0	1	1.3	0	0	0	0	0	0	1.6
vs New Mexico St.	12/21/2023		02:17	0-0	.000	0-0	.000	0-0	.000	0	0	0	1.1	1	0	0	0	0	0	1.4
<b>Totals</b>		<b>0</b>	<b>64:41</b>	<b>4-17</b>	<b>.235</b>	<b>1-10</b>	<b>.100</b>	<b>4-7</b>	<b>.571</b>	<b>4</b>	<b>6</b>	<b>10</b>	<b>1.1</b>	<b>3</b>	<b>5</b>	<b>1</b>	<b>2</b>	<b>2</b>	<b>13</b>	<b>1.4</b>

## MISCELLANEOUS SUPERLATIVES

	2023-24	CAREER
Games with 10+ points .....	0	1
Games with 20+ points .....	0	0
Games with 10+ rebounds .....	0	0
Games with 5+ assists .....	0	0
Games with 5+ steals .....	0	0
Games with 3+ blocks .....	0	0
Double-Doubles .....	0	0
Games started .....	0	0

## Career Statistics

				Field Goals		3-Point		F-Throws		Rebounds				Scoring						
SEASON	TEAM	GP-GS	MIN/AVG	FG-FGA	FG%	3FG-3FGA	3FG%	FT-FTA	FT%	OFF	DEF	TOT	AVG	PF-FO	A	TO	BLK	STL	PTS	AVG
2022-23	TROY	23-0	132/5.7	22-76	.289	13-39	.333	16-27	.593	12	25	37	1.6	6-0	11	9	1	6	73	3.2
2023-24	TROY	9-0	65/7.2	4-17	.235	1-10	.100	4-7	.571	4	6	10	1.1	3-0	5	1	2	2	13	1.4
<b>TOTAL</b>		<b>32-0</b>	<b>197/6.2</b>	<b>26-93</b>	<b>.280</b>	<b>14-49</b>	<b>.286</b>	<b>20-34</b>	<b>.588</b>	<b>16</b>	<b>31</b>	<b>47</b>	<b>1.5</b>	<b>9-0</b>	<b>16</b>	<b>10</b>	<b>3</b>	<b>8</b>	<b>86</b>	<b>2.7</b>

# 24 SARA CARVAJAL CARO

SEVILLA, SPAIN | 6-3 | JR. | FORWARD



## Single-Game Career Highs:

Points ..... 6, at Memphis (12/2/23)  
Rebounds ..... 2 (3x), vs. SFA (12/20/23)  
Assists ..... N/A  
Blocks..... 1 (2x), vs. UT Martin (12/9/23)  
Steals ..... 1, at Memphis (12/2/23)  
Minutes..... 8, at Iowa State (12/17/23)  
FG Made..... 2, at Memphis (12/2/23)  
3FG Made ..... N/A  
FT Made ..... 2, at Memphis (12/2/23)

## PLAYER BIO

### Monroe College (2021-23)

#### Sophomore (2022-23)

Competed in 30 games, starting in 19 for 541 minutes (18.0 per game)... Averaged 7.6 points on 52.9 percent from the field – ranked first on the team – and 79.3 from the free throw line... Attempted 13 threes, converting four for a career-high 30.8 percent... Seized 5.1 rebounds, with 44.8 percent coming on the offensive end (2.3 per game)... Tallied two double-doubles (18 points, 13 rebounds (career-high) – Westchester CC, 17 points, 10 rebounds – Lackawanna)... Scored career-high 24 points on 9-of-10 from the field against Nassau CC (Feb. 7)

#### Freshman (2021-22)

Checked into 26 games, starting 12... Netted 10.1 points on 51.4 percent shooting from the field – led the program in field goal percentage... Made collegiate debut and first start on Nov. 3 against Salt Lake CC, playing 24 minutes, scoring 11 points, rejecting two shots and netting first career 3-pointer... Scored in double-figures 16 games after ending the season with seven straight games at 10-plus points – erupted for a season-high of 21 against Lackawanna on 8-of-14 from the field (Feb. 8)... Claimed first career double-double on Nov. 14 against CCBC Catonsville on 10 points and 10 rebounds – ended with three... Led Mustangs in free throw percentage at 80.5...

#### High School

Attended IES Macarena de Sevilla

#### Personal

Born in Sevilla, Spain... Born on Dec. 1, 2000 in Sevilla, Spain... Daughter to Maria del Monte... Spends free time listening to music... Majoring in global business - general business ... Father, Modesto, played professional basketball in Spain... Has a brother named Modesto

## 2023-24 GAME-BY-GAME STATS

Opponent	Date	GS	MIN	Total		3-Pointers		Free throws		Rebounds				PF	A	TO	BLK	STL	PTS	AVG
				FG-FGA	PCT	3FG-3FGA	PCT	FT-FTA	PCT	OFF	DEF	TOT	AVG							
Samford	11/14/2023		02:22	0-1	.000	0-0	.000	0-0	.000	0	0	0	0.0	1	0	0	0	0	0.0	
at Tennessee	11/19/2023		01:59	0-1	.000	0-1	.000	0-0	.000	0	0	0	0.0	0	0	0	0	0	0.0	
at Memphis	12/02/2023		05:37	2-2	1.000	0-0	.000	2-2	1.000	0	2	2	0.7	0	0	2	1	6	2.0	
at Georgia	12/06/2023		02:32	0-1	.000	0-0	.000	0-0	.000	0	0	0	0.5	1	0	1	0	0	1.5	
UT Martin	12/09/2023		03:54	0-1	.000	0-0	.000	0-0	.000	0	1	1	0.6	1	0	0	1	0	1.2	
at Iowa St.	12/17/2023		08:01	0-3	.000	0-1	.000	0-0	.000	1	1	2	0.8	2	0	1	0	0	1.0	
vs SFA	12/20/2023		02:59	1-2	.500	0-0	.000	0-0	.000	0	2	2	1.0	0	0	0	0	2	1.1	
vs New Mexico St.	12/21/2023		01:50	0-0	.000	0-0	.000	0-0	.000	0	0	0	0.9	0	0	0	0	0	1.0	
Georgia St.	12/31/2023		00:57	0-1	.000	0-0	.000	0-0	.000	0	0	0	0.8	0	0	0	0	0	0.9	
at Ga. Southern	01/04/2024		02:28	1-1	1.000	0-0	.000	0-0	.000	0	0	0	0.7	1	0	0	0	2	1.0	
at Coastal Carolina	01/06/2024		02:51	0-0	.000	0-0	.000	0-0	.000	0	1	1	0.7	1	0	0	0	0	0.9	
Louisiana	01/10/2024		08:28	0-0	.000	0-0	.000	0-0	.000	0	0	0	0.7	3	0	0	0	0	0.8	
at Texas St.	01/18/2024		02:04	0-2	.000	0-0	.000	0-0	.000	1	1	2	0.8	0	0	0	0	0	0.8	
at Louisiana	01/20/2024		03:08	0-0	.000	0-0	.000	0-0	.000	1	0	1	0.8	0	0	0	0	0	0.7	
Totals		0	49:10	4-15	.267	0-2	.000	2-2	1.000	3	8	11	0.8	10	0	4	2	1	10	0.7

## MISCELLANEOUS SUPERLATIVES

	2023-24	CAREER
Games with 10+ points	0	0
Games with 20+ points	0	0
Games with 10+ rebounds	0	0
Games with 5+ assists	0	0
Games with 5+ steals	0	0
Games with 3+ blocks	0	0
Double-Doubles	0	0
Games started	0	0

## Career Statistics

				Field Goals		3-Point		F-Throws		Rebounds									Scoring	
SEASON	TEAM	GP-GS	MIN/AVG	FG-FGA	FG%	3FG-3FGA	3FG%	FT-FTA	FT%	OFF	DEF	TOT	AVG	PF-FO	A	TO	BLK	STL	PTS	AVG
2023-24	TROY	14-0	49/3.5	4-15	.267	0-2	.000	2-2	1.000	3	8	11	0.8	10-0	0	4	2	1	10	0.7
TOTAL		14-0	49/3.5	4-15	.267	0-2	.000	2-2	1.000	3	8	11	0.8	10-0	0	4	2	1	10	0.7



# 32 LEILANI AUGMON

SAN JOSE, CALIF. | 5-11 | JR. | GUARD



## Single-Game Career Highs:

Points..... 16, at Troy (2/9/23)  
Rebounds.....10 (2x), at Little Rock (12/18/22)  
Assists ..... 5 (2x), vs. Georgia State (12/31/23)  
Blocks ..... 1 (6x)  
Steals ..... 3, vs. Ga.Southern (12/31/22)  
Minutes ..... 37, at Louisiana (1/21/23)  
FG Made ..... 6 (4x)  
3FG Made ..... 2, vs. Southern Miss (3/3/23)  
FT Made.....8, at Troy (2/9/23)

## PLAYER BIO

### Arkansas State (2021-23)

#### Sophomore (2022-23)

Played 24.6 minutes through 24 games and six starts, shooting 40.5 percent from the floor and 74.3 percent from the free-throw line... Averaged eight points and 4.6 rebounds... Debuted for the Red Wolves at North Alabama (Dec. 8), scoring 14 points and grabbing eight rebounds off the bench... Scored a season-high 16 points at Troy (Feb. 9) on 4-of-9 from the field and 8-of-9 from the line... Tallied eight double-figure games

#### Sophomore (2021-22)

Redshirted

### Junior College (Salt Lake Junior College / Seward County CC)

Competed for two seasons at the JUCO level... At SLJC, led the Bruins to a 16-5 record, averaging 9.4 points and 8.3 rebounds while shooting 44.8 percent from the field and 32.1 percent from deep... At Seward, named Kansas Jayhawk Community College Conference Co-Freshman of the Year, 2020 NJCAA All-Star and First Team All-KJCCC

### High School

Attended Silver Creek High School... Led the school to its first championship in 2017... Named MVP from sophomore to senior seasons and freshman of the year in 2015... As a senior, she averaged 18 points, 14 rebounds and nine assists to earn All-Conference First Team

### Personal

Born on April 30, 2001, in San Jose, Calif... Daughter of Demetrius and Meagen... Sibling to Aniyah, Joshua and Quintina... Cousin of NBA standout Stacey Augmon, who was drafted ninth in 1991 to the Atlanta Hawks after playing in the 1990 NCAA Championship with UNLV – played 16 seasons (1991-2006) in the NBA and earned a bronze medal at the 1988 Olympics... Majoring in interdisciplinary studies

## 2023-24 GAME-BY-GAME STATS

Opponent	Date	GS	MIN	Total		3-Pointers		Free throws		Rebounds				PF	A	TO	BLK	STL	PTS	AVG
				FG-FGA	PCT	3FG-3FGA	PCT	FT-FTA	PCT	OFF	DEF	TOT	AVG							
Ball St.	11/11/2023		17:25	4-7	.571	1-2	.500	0-0	.000	4	2	6	6.0	2	1	2	0	1	9	9.0
at Georgia	12/06/2023		04:21	0-1	.000	0-1	.000	0-0	.000	0	1	1	3.5	1	0	0	0	0	0	4.5
UT Martin	12/09/2023		07:10	0-1	.000	0-0	.000	2-2	1.000	0	1	1	2.7	0	0	2	0	2	2	3.7
at Iowa St.	12/17/2023		11:42	2-4	.500	0-2	.000	0-0	.000	1	4	5	3.3	1	1	0	0	0	4	3.8
vs SFA	12/20/2023		10:29	1-3	.333	0-1	.000	0-0	.000	0	0	0	2.6	0	0	0	0	1	2	3.4
vs New Mexico St.	12/21/2023		12:48	2-2	1.000	0-0	.000	0-0	.000	1	1	2	2.5	0	1	2	0	2	4	3.5
Georgia St.	12/31/2023	*	19:07	1-4	.250	1-4	.250	2-2	1.000	2	5	7	3.1	1	5	1	0	0	5	3.7
Louisiana	01/10/2024		15:54	4-6	.667	0-0	.000	0-1	.000	1	2	3	3.1	1	0	0	0	1	8	4.3
James Madison	01/13/2024		08:14	2-3	.667	1-2	.500	0-0	.000	0	0	0	2.8	2	1	0	1	0	5	4.3
at Texas St.	01/18/2024		12:50	3-4	.750	0-0	.000	6-6	1.000	1	1	2	2.7	1	1	1	0	2	12	5.1
at Louisiana	01/20/2024		08:32	0-1	.000	0-0	.000	0-0	.000	0	1	1	2.5	2	0	2	0	1	0	4.6
Southern Miss.	01/25/2024		11:27	0-2	.000	0-1	.000	0-0	.000	2	1	3	2.6	0	3	0	0	0	0	4.3
Arkansas St.	01/27/2024		08:16	1-2	.500	0-1	.000	0-0	.000	0	0	0	2.4	1	0	0	0	0	2	4.1
<b>Totals</b>		<b>1</b>	<b>148:15</b>	<b>20-40</b>	<b>.500</b>	<b>3-14</b>	<b>.214</b>	<b>10-11</b>	<b>.909</b>	<b>12</b>	<b>19</b>	<b>31</b>	<b>2.4</b>	<b>12</b>	<b>13</b>	<b>10</b>	<b>1</b>	<b>10</b>	<b>53</b>	<b>4.1</b>

## MISCELLANEOUS SUPERLATIVES

	2023-24	CAREER
Games with 10+ points	1	1
Games with 20+ points	0	0
Games with 10+ rebounds	0	0
Games with 5+ assists	1	1
Games with 5+ steals	0	0
Games with 3+ blocks	0	0
Double-Doubles	0	0
Games started	1	1

## Career Statistics

				Field Goals		3-Point		F-Throws		Rebounds										Scoring	
SEASON	TEAM	GP-GS	MIN/AVG	FG-FGA	FG%	3FG-3FGA	3FG%	FT-FTA	FT%	OFF	DEF	TOT	AVG	PF-FO	A	TO	BLK	STL	PTS	AVG	
2022-23	ASU	23-6	564/24.5	75-185	.405	7-30	.233	26-35	.743	25	81	106	4.6	51-0	32	34	6	18	183	8.0	
2023-24	TROY	13-1	148/11.4	20-40	.500	3-14	.214	10-11	.909	12	19	31	2.4	12-0	13	10	1	10	53	4.1	
TOTAL FOR TROY		13-1	148/11.4	20-40	.500	3-14	.214	10-11	.909	12	19	31	2.4	12-0	13	10	1	10	53	4.1	
TOTAL		36-7	712/19.8	95-225	.422	10-44	.227	36-46	.783	37	100	137	3.8	63-0	45	44	7	28	236	6.6	

35

## LEILANI GUION

ORLANDO, FLA. | 5-10 | JR. | GUARD



## 2023-24 GAME-BY-GAME STATS

Opponent	Date	GS	MIN	Total		3-Pointers		Free throws		Rebounds				PF	A	TO	BLK	STL	PTS	AVG
				FG-FGA	PCT	3FG-3FGA	PCT	FT-FTA	PCT	OFF	DEF	TOT	AVG							
Ball St.	11/11/2023		16:37	0-4	.000	0-4	.000	0-0	.000	1	1	2	2.0	1	0	4	0	0	0	0.0
Samford	11/14/2023		19:00	2-4	.500	1-3	.333	0-0	.000	0	1	1	1.5	1	1	2	0	2	5	2.5
at Tennessee	11/19/2023		20:30	0-5	.000	0-1	.000	2-2	1.000	0	2	2	1.7	2	3	1	1	1	2	2.3
Belmont	11/29/2023		07:48	1-4	.250	0-2	.000	2-2	1.000	0	0	0	1.3	0	3	1	1	0	4	2.8
at Memphis	12/02/2023		18:17	2-7	.286	0-1	.000	1-2	.500	1	0	1	1.2	1	1	1	0	1	5	3.2
at Georgia	12/06/2023		11:22	4-5	.800	2-3	.667	0-0	.000	0	1	1	1.2	1	0	1	0	0	10	4.3
UT Martin	12/09/2023		13:34	2-5	.400	1-4	.250	0-0	.000	1	1	2	1.3	0	0	1	0	1	5	4.4
at Iowa St.	12/17/2023		15:07	2-7	.286	1-3	.333	0-0	.000	0	2	2	1.4	1	0	0	0	0	5	4.5
vs SFA	12/20/2023		15:15	3-6	.500	0-0	.000	4-4	1.000	0	2	2	1.4	0	1	1	0	0	10	5.1
vs New Mexico St.	12/21/2023		20:16	2-5	.400	0-1	.000	1-2	.500	1	3	4	1.7	1	3	0	2	2	5	5.1
Georgia St.	12/31/2023		23:50	4-9	.444	3-5	.600	0-0	.000	2	2	4	1.9	2	3	1	0	3	11	5.6
at Ga. Southern	01/04/2024		11:39	1-7	.143	0-2	.000	0-0	.000	1	0	1	1.8	1	1	1	0	0	2	5.3
at Coastal Carolina	01/06/2024		13:42	2-5	.400	0-2	.000	0-0	.000	1	0	1	1.8	1	0	0	0	0	4	5.2
Louisiana	01/10/2024		16:20	2-5	.400	0-1	.000	1-2	.500	0	0	0	1.6	1	1	2	0	2	5	5.2
James Madison	01/13/2024		15:17	5-7	.714	1-2	.500	0-0	.000	0	1	1	1.6	1	0	0	0	0	11	5.6
at Texas St.	01/18/2024		06:22	0-1	.000	0-1	.000	0-0	.000	0	0	0	1.5	1	0	0	0	0	0	5.3
at Louisiana	01/20/2024		05:21	0-1	.000	0-0	.000	0-0	.000	0	0	0	1.4	1	0	0	0	0	0	4.9
Southern Miss.	01/25/2024		11:08	2-6	.333	2-5	.400	0-0	.000	1	0	1	1.4	1	0	0	0	0	6	5.0
Arkansas St.	01/27/2024		13:50	3-6	.500	0-2	.000	0-1	.000	0	2	2	1.4	1	1	1	0	1	6	5.1
<b>Totals</b>		<b>0</b>	<b>275:16</b>	<b>37-99</b>	<b>.374</b>	<b>11-42</b>	<b>.262</b>	<b>11-15</b>	<b>.733</b>	<b>9</b>	<b>18</b>	<b>27</b>	<b>1.4</b>	<b>18</b>	<b>18</b>	<b>17</b>	<b>4</b>	<b>13</b>	<b>96</b>	<b>5.1</b>

## MISCELLANEOUS SUPERLATIVES

	2023-24	CAREER
Games with 10+ points	4	4
Games with 20+ points	0	0
Games with 10+ rebounds	0	0
Games with 5+ assists	0	0
Games with 5+ steals	0	0
Games with 3+ blocks	0	0
Double-Doubles	0	0
Games started	0	0

## PLAYER BIO

## Career Accolades

## Eastern Florida

First Team All-Central Conference

NJCAA Region VIII All-State

## Eastern Florida (2020-23)

## Junior (2022-23)

Started 12-of-35 games played... Shot 41.4 percent from the field, 36.4 from deep and 77.2 from the charity stripe to average 11.1 points... Dished out 3.6 assists and grabbed 2.8 rebounds... Led her team to a 33-2 record, advancing to the NJCAA Final Four as the No. 2 team in the country... Tabbed First Team All-Central Conference and NJCAA Region VIII All-State... Scored 13 points to lead her team in scoring against Northwest Florida State College in the championship game... Notched 21 double-digit scoring games with two at 20-plus points... Career-high of 27 points scored on Feb. 22 at St. Petersburg on 10-of-20 from the field... Dished out career-high 10 assists at Santa Fe College (Jan. 11) for first career double-double with 15 points scored

## Sophomore (2021-22)

Competed in 21 games with five starts... Averaged 6.3 points on 46.8 percent shooting from the field in 6.4 minutes per game... Seized three rebounds and 1.7 assists... Made first career start on Dec. 18 against Hillsborough CC, scoring 11 points on 4-of-6 from the field and dishing out a career-high eight assists... Seized season-high seven rebounds at St. Petersburg College (Feb. 5)... Tallied six double-digit scoring performances with her season-high of 17 coming on March 17 against Shelton State CC – shot 7-of-10 from the field and accounted for 37.7 percent of the team's points (17-of-48)

## Freshman (2020-21)

Checked into one game, where she played two minutes on April 7 against Northwest Florida State College

## High School

Attended Boone High School... Won District Championship in 2019-20

## Personal

Full name is Leilani Rashae Guion... Born on April 20, 2002 in Orlando, Fla... Nicknamed "Stitch"... Writes songs and sings in her free time... Daughter of LaToya and Rashard Guion... Two siblings named Orion and James... Majoring in interdisciplinary studies

## Career Statistics

				Field Goals		3-Point		F-Throws		Rebounds				Scoring						
SEASON	TEAM	GP-GS	MIN/AVG	FG-FGA	FG%	3FG-3FGA	3FG%	FT-FTA	FT%	OFF	DEF	TOT	AVG	PF-FO	A	TO	BLK	STL	PTS	AVG
2023-24	TROY	19-0	275/14.5	37-99	.374	11-42	.262	11-15	.733	9	18	27	1.4	18-0	18	17	4	13	96	5.1
<b>TOTAL</b>		<b>19-0</b>	<b>275/14.5</b>	<b>37-99</b>	<b>.374</b>	<b>11-42</b>	<b>.262</b>	<b>11-15</b>	<b>.733</b>	<b>9</b>	<b>18</b>	<b>27</b>	<b>1.4</b>	<b>18-0</b>	<b>18</b>	<b>17</b>	<b>4</b>	<b>13</b>	<b>96</b>	<b>5.1</b>





# 2023-24 OVERALL STATS

## Game Records

Record	Overall	Home	Away	Neutral
ALL GAMES	11-8	5-4	4-4	2-0
CONFERENCE	8-1	4-1	4-0	0-0
NON-CONFERENCE	3-7	1-3	0-4	2-0

## Score by Periods

Team	1st	2nd	3rd	4th	OT	TOT
Troy	340	331	420	384	25	1500
Opponents	342	359	384	368	19	1472

## Team Box Score

No.	Player				Total		3-Point		F-Throw		Rebounds													
		GP-GS	MIN	AVG	FG-FGA	FG%	3FG-3FGA	3FG%	FT-FTA	FT%	OFF	DEF	TOT	AVG	PF	DQ	A	TO	BLK	STL	PTS	AVG		
3	HALLMON, Makayia	16-16	488:19	30.5	96-243	.395	21-67	.313	50-64	.781	10	30	40	2.5	43	0	29	25	1	17	263	16.4		
10	PORCHIA, Tai'Sheka	19-18	545:28	28.7	111-222	.500	0-1	.000	65-86	.756	80	69	149	7.8	47	1	12	31	8	21	287	15.1		
11	HOLLINGS, Ja'Mia	19-18	538:18	28.3	95-219	.434	10-40	.250	47-69	.681	43	113	156	8.2	52	0	13	27	17	30	247	13.0		
12	DANIEL, Nia	18-18	455:36	25.3	85-210	.405	21-71	.296	27-39	.692	25	40	65	3.6	34	0	17	22	8	22	218	12.1		
5	DYER, Zay	19-2	304:32	16.0	49-114	.430	2-2	1.000	24-35	.686	42	68	110	5.8	47	1	17	24	3	6	124	6.5		
13	WAGNER, Shaulana	19-16	478:28	25.2	37-118	.314	4-18	.222	24-46	.522	21	83	104	5.5	31	0	89	40	5	25	102	5.4		
2	KORANGA, Felmas	3-0	32:02	10.7	7-14	.500	1-1	1.000	1-2	.500	0	5	5	1.7	2	0	1	1	1	2	16	5.3		
35	GUION, Leilani	19-0	275:16	14.5	37-99	.374	11-42	.262	11-15	.733	9	18	27	1.4	18	0	18	17	4	13	96	5.1		
32	AUGMON, Leilani	13-1	148:15	11.4	20-40	.500	3-14	.214	10-11	.909	12	19	31	2.4	12	0	13	10	1	10	53	4.1		
22	HARTSFIELD, Sharonica	19-6	321:21	16.9	15-43	.349	2-8	.250	9-17	.529	16	27	43	2.3	36	0	59	34	1	25	41	2.2		
0	CARTAGENA, Gabbi	19-0	148:33	7.8	11-47	.234	5-26	.192	3-3	1.000	8	24	32	1.7	16	0	4	10	0	7	30	1.6		
23	NUNN, Shaniah	9-0	64:41	7.2	4-17	.235	1-10	.100	4-7	.571	4	6	10	1.1	3	0	5	1	2	2	13	1.4		
24	CARVAJAL CARO, Sara	14-0	49:10	3.5	4-15	.267	0-2	.000	2-2	1.000	3	8	11	0.8	10	0	0	4	2	1	10	0.7		
Team											33	45	78					8						
Total		19	3850		571-1401	.408	81-302	.268	277-396	.699	306	555	861	45.3	351	2	277	254	53	181	1500	78.9		
Opponents		19	3850		545-1296	.421	136-418	.325	246-356	.691	241	568	809	42.6	316	7	272	323	55	119	1472	77.5		

## Team Statistics

	TROY	OPP
<b>Scoring</b>	<b>1500</b>	<b>1472</b>
Points per game	78.9	77.5
Scoring margin	+1.5	-
<b>Field goals-att</b>	<b>571-1401</b>	<b>545-1296</b>
Field goal pct	.408	.421
<b>3 point fg-att</b>	<b>81-302</b>	<b>136-418</b>
3-point FG pct	.268	.325
3-pt FG made per game	4.3	7.2
<b>Free throws-att</b>	<b>277-396</b>	<b>246-356</b>
Free throw pct	.699	.691
F-Throws made per game	14.6	12.9
<b>Rebounds</b>	<b>861</b>	<b>809</b>
Rebounds per game	45.3	42.6
Rebounding margin	+2.7	-
<b>Assists</b>	<b>277</b>	<b>272</b>
Assists per game	14.6	14.3
<b>Turnovers</b>	<b>254</b>	<b>323</b>
Turnovers per game	13.4	17.0
Turnover margin	+3.6	-
Assist/turnover ratio	1.1	0.8
<b>Steals</b>	<b>181</b>	<b>119</b>
Steals per game	9.5	6.3
<b>Blocks</b>	<b>53</b>	<b>55</b>
Blocks per game	2.8	2.9
<b>Winning streak</b>	<b>8</b>	<b>-</b>
Home win streak	4	-
<b>Attendance</b>	<b>20147</b>	<b>24558</b>
Home games-Avg/Game	9-2239	8-3070
Neutral site-Avg/Game	-	2-774

## Team Results

Date	Opponent		Score	Att.
11/11/2023	Ball St.	L	71-86	2126
11/14/2023	Samford	L	61-65	1721
11/19/2023	at Tennessee	L	73-100	7782
11/29/2023	Belmont	L	68-72	1473
12/02/2023	at Memphis	L	88-100	1084
12/06/2023	at Georgia	L	70-86	4221
12/09/2023	UT Martin	W	71-59	1484
12/17/2023	at Iowa St.	L	68-105	9089
12/20/2023	vs SFA	W	98-78	1548
12/21/2023	vs New Mexico St.	W	81-66	0
12/31/2023	Georgia St.	Lot	89-90	1887
01/04/2024	at Ga. Southern	W	74-71	515
01/06/2024	at Coastal Carolina	W	86-80	565
01/10/2024	Louisiana	W	90-44	2345
01/13/2024	James Madison	W	87-74	3333
01/18/2024	at Texas St.	W	92-85	691
01/20/2024	at Louisiana	W	65-57	611
01/25/2024	Southern Miss.	W	77-70	1567
01/27/2024	Arkansas St.	Wot	91-84	4211



# 2023-24 INDIVIDUAL STATS



## Summary

Player	Overall Statistics										Conference Statistics									
	GP-GS	MIN/G	FG%	3FG%	FT%	R/G	A/G	STL	BLK	PTS/G	GP-GS	MIN/G	FG%	3FG%	FT%	R/G	A/G	STL	BLK	PTS/G
HALLMON, Makayia	16-16	30.5	.395	.313	.781	2.5	1.8	17	1	16.4	9-9	31.4	.393	.351	.756	2.8	2.0	7	1	16.7
PORCHIA, Tai'Sheka	19-18	28.7	.500	.000	.756	7.8	0.6	21	8	15.1	9-9	30.4	.554	.000	.735	9.4	0.7	10	4	18.9
HOLLINGS, Ja'Mia	19-18	28.3	.434	.250	.681	8.2	0.7	30	17	13.0	9-9	32.6	.422	.167	.685	10.4	0.8	19	9	14.6
DANIEL, Nia	18-18	25.3	.405	.296	.692	3.6	0.9	22	8	12.1	8-8	28.7	.417	.300	.600	4.9	1.1	7	2	12.3
DYER, Zay	19-2	16.0	.430	1.000	.686	5.8	0.9	6	3	6.5	9-0	15.9	.472	1.000	.700	6.1	0.8	4	2	7.3
WAGNER, Shaulana	19-16	25.2	.314	.222	.522	5.5	4.7	25	5	5.4	9-8	25.5	.250	.125	.350	5.7	5.0	9	4	3.3
KORANGA, Felmas	3-0	10.7	.500	1.000	.500	1.7	0.3	2	1	5.3	0-0	0.0	.000	.000	.000	0.0	0.0	0	0	0.0
GUION, Leilani	19-0	14.5	.374	.262	.733	1.4	0.9	13	4	5.1	9-0	13.1	.404	.300	.333	1.1	0.7	6	0	5.0
AUGMON, Leilani	13-1	11.4	.500	.214	.909	2.4	1.0	10	1	4.1	7-1	12.0	.500	.250	.889	2.3	1.4	4	1	4.6
HARTSFIELD, Sharonica	19-6	16.9	.349	.250	.529	2.3	3.1	25	1	2.2	9-1	13.7	.318	.000	.429	1.9	2.4	13	0	1.9
CARTAGENA, Gabbi	19-0	7.8	.234	.192	1.000	1.7	0.2	7	0	1.6	9-0	5.9	.267	.111	1.000	1.6	0.2	1	0	1.1
NUNN, Shaniah	9-0	7.2	.235	.100	.571	1.1	0.6	2	2	1.4	0-0	0.0	.000	.000	.000	0.0	0.0	0	0	0.0
CARVAJAL CARO, Sara	14-0	3.5	.267	.000	1.000	0.8	0.0	1	2	0.7	6-0	3.3	.250	.000	.000	0.7	0.0	0	0	0.3
<b>Totals</b>	<b>19</b>		<b>.408</b>	<b>.268</b>	<b>.699</b>	<b>45.3</b>	<b>14.6</b>	<b>181</b>	<b>53</b>	<b>78.9</b>	<b>9</b>		<b>.425</b>	<b>.281</b>	<b>.671</b>	<b>49.9</b>	<b>14.7</b>	<b>80</b>	<b>23</b>	<b>83.4</b>
<b>Opponent</b>	<b>19</b>		<b>.421</b>	<b>.325</b>	<b>.691</b>	<b>42.6</b>	<b>14.3</b>	<b>119</b>	<b>55</b>	<b>77.5</b>	<b>9</b>		<b>.388</b>	<b>.307</b>	<b>.711</b>	<b>41.6</b>	<b>13.3</b>	<b>44</b>	<b>23</b>	<b>72.8</b>

## Scoring

Player	Overall Statistics										Conference Statistics									
	FG-FGA	FG%	3FG-3FGA	3FG%	FT-FTA	FT%	PTS	PTS/G			FG-FGA	FG%	3FG-3FGA	3FG%	FT-FTA	FT%	PTS	PTS/G		
HALLMON, Makayia	96-243	.395	21-67	.313	50-64	.781	263	16.4			53-135	.393	13-37	.351	31-41	.756	150	16.7		
PORCHIA, Tai'Sheka	111-222	.500	0-1	.000	65-86	.756	287	15.1			67-121	.554	0-0	.000	36-49	.735	170	18.9		
HOLLINGS, Ja'Mia	95-219	.434	10-40	.250	47-69	.681	247	13.0			46-109	.422	2-12	.167	37-54	.685	131	14.6		
DANIEL, Nia	85-210	.405	21-71	.296	27-39	.692	218	12.1			40-96	.417	9-30	.300	9-15	.600	98	12.3		
DYER, Zay	49-114	.430	2-2	1.000	24-35	.686	124	6.5			25-53	.472	2-2	1.000	14-20	.700	66	7.3		
WAGNER, Shaulana	37-118	.314	4-18	.222	24-46	.522	102	5.4			11-44	.250	1-8	.125	7-20	.350	30	3.3		
KORANGA, Felmas	7-14	.500	1-1	1.000	1-2	.500	16	5.3			0-0	.000	0-0	.000	0-0	.000	0	0.0		
GUION, Leilani	37-99	.374	11-42	.262	11-15	.733	96	5.1			19-47	.404	6-20	.300	1-3	.333	45	5.0		
AUGMON, Leilani	20-40	.500	3-14	.214	10-11	.909	53	4.1			11-22	.500	2-8	.250	8-9	.889	32	4.6		
HARTSFIELD, Sharonica	15-43	.349	2-8	.250	9-17	.529	41	2.2			7-22	.318	0-2	.000	3-7	.429	17	1.9		
CARTAGENA, Gabbi	11-47	.234	5-26	.192	3-3	1.000	30	1.6			4-15	.267	1-9	.111	1-1	1.000	10	1.1		
NUNN, Shaniah	4-17	.235	1-10	.100	4-7	.571	13	1.4			0-0	.000	0-0	.000	0-0	.000	0	0.0		
CARVAJAL CARO, Sara	4-15	.267	0-2	.000	2-2	1.000	10	0.7			1-4	.250	0-0	.000	0-0	.000	2	0.3		
<b>Totals</b>	<b>571-1401</b>	<b>.408</b>	<b>81-302</b>	<b>.268</b>	<b>277-396</b>	<b>.699</b>	<b>1500</b>	<b>78.9</b>			<b>284-668</b>	<b>.425</b>	<b>36-128</b>	<b>.281</b>	<b>147-219</b>	<b>.671</b>	<b>751</b>	<b>83.4</b>		
<b>Opponent</b>	<b>545-1296</b>	<b>.421</b>	<b>136-418</b>	<b>.325</b>	<b>246-356</b>	<b>.691</b>	<b>1472</b>	<b>77.5</b>			<b>244-629</b>	<b>.388</b>	<b>61-199</b>	<b>.307</b>	<b>106-149</b>	<b>.711</b>	<b>655</b>	<b>72.8</b>		

## Totals

Player	Overall Statistics										Conference Statistics									
	O-REB	D-REB	TOTAL	PF	FO	A	TO	A/TO	HI	PTS	O-REB	D-REB	TOTAL	PF	FO	A	TO	A/TO	HI	PTS
HALLMON, Makayia	10	30	40	43	0	29	25	1.2	30		5	20	25	24	0	18	11	1.6	27	
PORCHIA, Tai'Sheka	80	69	149	47	1	12	31	0.4	35		46	39	85	25	1	6	13	0.5	35	
HOLLINGS, Ja'Mia	43	113	156	52	0	13	27	0.5	27		26	68	94	25	0	7	17	0.4	27	
DANIEL, Nia	25	40	65	34	0	17	22	0.8	23		14	25	39	15	0	9	11	0.8	23	
DYER, Zay	42	68	110	47	1	17	24	0.7	18		20	35	55	22	0	7	16	0.4	18	
WAGNER, Shaulana	21	83	104	31	0	89	40	2.2	15		9	42	51	14	0	45	17	2.6	6	
KORANGA, Felmas	0	5	5	2	0	1	1	1.0	8		0	0	0	0	0	0	0	0.0	0	
GUION, Leilani	9	18	27	18	0	18	17	1.1	11		5	5	10	10	0	6	5	1.2	11	
AUGMON, Leilani	12	19	31	12	0	13	10	1.3	12		6	10	16	8	0	10	4	2.5	12	
HARTSFIELD, Sharonica	16	27	43	36	0	59	34	1.7	8		6	11	17	14	0	22	14	1.6	8	
CARTAGENA, Gabbi	8	24	32	16	0	4	10	0.4	11		1	13	14	6	0	2	4	0.5	4	
NUNN, Shaniah	4	6	10	3	0	5	1	5.0	6		0	0	0	0	0	0	0	0.0	0	
CARVAJAL CARO, Sara	3	8	11	10	0	0	4	0.0	6		2	2	4	5	0	0	0	0.0	2	
<b>Totals</b>	<b>306</b>	<b>555</b>	<b>861</b>	<b>351</b>	<b>2</b>	<b>277</b>	<b>254</b>	<b>1.1</b>	<b>98</b>		<b>157</b>	<b>292</b>	<b>449</b>	<b>168</b>	<b>1</b>	<b>132</b>	<b>116</b>	<b>1.1</b>	<b>92</b>	
<b>Opponent</b>	<b>241</b>	<b>568</b>	<b>809</b>	<b>316</b>	<b>7</b>	<b>272</b>	<b>323</b>	<b>0.8</b>	<b>105</b>		<b>113</b>	<b>261</b>	<b>374</b>	<b>161</b>	<b>4</b>	<b>120</b>	<b>146</b>	<b>0.8</b>	<b>90</b>	





# 2023-24 CATEGORY LEADERS

## Points

##	Player	G	Pts	Pts/G
10	Porchia, Tai'Sheka	19	287	15.1
3	Hallmon, Makayia	16	263	16.4
11	Hollings, Ja'Mia	19	247	13.0
12	Daniel, Nia	18	218	12.1
5	Dyer, Zay	19	124	6.5
13	Wagner, Shaulana	19	102	5.4
35	Guion, Leilani	19	96	5.1
32	Augmon, Leilani	13	53	4.1
22	Hartsfield, Sharonica	19	41	2.2
0	Cartagena, Gabbi	19	30	1.6
2	Koranga, Felmas	3	16	5.3
23	Nunn, Shaniah	9	13	1.4
24	Carvajal Caro, Sara	14	10	0.7

## Field Goal Percentage

##	Player	FG	Att	Pct
10	Porchia, Tai'Sheka	111	222	.500
2	Koranga, Felmas	7	14	.500
32	Augmon, Leilani	20	40	.500
11	Hollings, Ja'Mia	95	219	.434
5	Dyer, Zay	49	114	.430
12	Daniel, Nia	85	210	.405
3	Hallmon, Makayia	96	243	.395
35	Guion, Leilani	37	99	.374
22	Hartsfield, Sharonica	15	43	.349
13	Wagner, Shaulana	37	118	.314
24	Carvajal Caro, Sara	4	15	.267
23	Nunn, Shaniah	4	17	.235
0	Cartagena, Gabbi	11	47	.234

## 3-Point FG Percentage

##	Player	3FG	Att	Pct
5	Dyer, Zay	2	2	1.000
2	Koranga, Felmas	1	1	1.000
3	Hallmon, Makayia	21	67	.313
12	Daniel, Nia	21	71	.296
35	Guion, Leilani	11	42	.262
11	Hollings, Ja'Mia	10	40	.250
22	Hartsfield, Sharonica	2	8	.250
13	Wagner, Shaulana	4	18	.222
32	Augmon, Leilani	3	14	.214
0	Cartagena, Gabbi	5	26	.192
23	Nunn, Shaniah	1	10	.100

## Free Throw Percentage

##	Player	Made	Att	Pct
0	Cartagena, Gabbi	3	3	1.000
24	Carvajal Caro, Sara	2	2	1.000
32	Augmon, Leilani	10	11	.909
3	Hallmon, Makayia	50	64	.781
10	Porchia, Tai'Sheka	65	86	.756
35	Guion, Leilani	11	15	.733
12	Daniel, Nia	27	39	.692
5	Dyer, Zay	24	35	.686
11	Hollings, Ja'Mia	47	69	.681
23	Nunn, Shaniah	4	7	.571
22	Hartsfield, Sharonica	9	17	.529
13	Wagner, Shaulana	24	46	.522
2	Koranga, Felmas	1	2	.500

## Assists

##	Player	G	Ast	Ast/G
13	Wagner, Shaulana	19	89	4.7
22	Hartsfield, Sharonica	19	59	3.1
3	Hallmon, Makayia	16	29	1.8
35	Guion, Leilani	19	18	0.9
12	Daniel, Nia	18	17	0.9

## Scoring Average

##	Player	G	Pts	Pts/G
3	Hallmon, Makayia	16	263	16.4
10	Porchia, Tai'Sheka	19	287	15.1
11	Hollings, Ja'Mia	19	247	13.0
12	Daniel, Nia	18	218	12.1
5	Dyer, Zay	19	124	6.5
13	Wagner, Shaulana	19	102	5.4
2	Koranga, Felmas	3	16	5.3
35	Guion, Leilani	19	96	5.1
32	Augmon, Leilani	13	53	4.1
22	Hartsfield, Sharonica	19	41	2.2
0	Cartagena, Gabbi	19	30	1.6
23	Nunn, Shaniah	9	13	1.4
24	Carvajal Caro, Sara	14	10	0.7

## Field Goal Attempts

##	Player	G	Att	Att/G
3	Hallmon, Makayia	16	243	15.2
10	Porchia, Tai'Sheka	19	222	11.7
11	Hollings, Ja'Mia	19	219	11.5
12	Daniel, Nia	18	210	11.7
13	Wagner, Shaulana	19	118	6.2

## Field Goals Made

##	Player	G	Made	Made/G
10	Porchia, Tai'Sheka	19	111	5.8
3	Hallmon, Makayia	16	96	6.0
11	Hollings, Ja'Mia	19	95	5.0
12	Daniel, Nia	18	85	4.7
5	Dyer, Zay	19	49	2.6

## 3-Point FG Attempts

##	Player	G	Att	Att/G
12	Daniel, Nia	18	71	3.9
3	Hallmon, Makayia	16	67	4.2
35	Guion, Leilani	19	42	2.2
11	Hollings, Ja'Mia	19	40	2.1
0	Cartagena, Gabbi	19	26	1.4

## 3-Point FG Made

##	Player	G	Made	Made/G
3	Hallmon, Makayia	16	21	1.3
12	Daniel, Nia	18	21	1.2
35	Guion, Leilani	19	11	0.6
11	Hollings, Ja'Mia	19	10	0.5
0	Cartagena, Gabbi	19	5	0.3

## Free Throw Attempts

##	Player	G	Att	Att/G
10	Porchia, Tai'Sheka	19	86	4.5
11	Hollings, Ja'Mia	19	69	3.6
3	Hallmon, Makayia	16	64	4.0
13	Wagner, Shaulana	19	46	2.4
12	Daniel, Nia	18	39	2.2

## Free Throws Made

##	Player	G	Made	Made/G
10	Porchia, Tai'Sheka	19	65	3.4
3	Hallmon, Makayia	16	50	3.1
11	Hollings, Ja'Mia	19	47	2.5
12	Daniel, Nia	18	27	1.5
5	Dyer, Zay	19	24	1.3

## Steals

##	Player	G	Stl	Stl/G
11	Hollings, Ja'Mia	19	30	1.6
13	Wagner, Shaulana	19	25	1.3
22	Hartsfield, Sharonica	19	25	1.3
12	Daniel, Nia	18	22	1.2
10	Porchia, Tai'Sheka	19	21	1.1

## Offensive Rebounds

##	Player	G	OReb	OReb/G
10	Porchia, Tai'Sheka	19	80	4.2
11	Hollings, Ja'Mia	19	43	2.3
5	Dyer, Zay	19	42	2.2
12	Daniel, Nia	18	25	1.4
13	Wagner, Shaulana	19	21	1.1

## Defensive Rebounds

##	Player	G	DReb	DReb/G
11	Hollings, Ja'Mia	19	113	5.9
13	Wagner, Shaulana	19	83	4.4
10	Porchia, Tai'Sheka	19	69	3.6
5	Dyer, Zay	19	68	3.6
12	Daniel, Nia	18	40	2.2

## Fouls

##	Player	G	PF	PF/G
11	Hollings, Ja'Mia	19	52	2.7
10	Porchia, Tai'Sheka	19	47	2.5
5	Dyer, Zay	19	47	2.5
3	Hallmon, Makayia	16	43	2.7
22	Hartsfield, Sharonica	19	36	1.9

## Foul Outs

##	Player	G	FO
10	Porchia, Tai'Sheka	19	1
5	Dyer, Zay	19	1

## Blocked Shots

##	Player	G	Blk	Blk/G
11	Hollings, Ja'Mia	19	17	0.9
10	Porchia, Tai'Sheka	19	8	0.4
12	Daniel, Nia	18	8	0.4
13	Wagner, Shaulana	19	5	0.3
35	Guion, Leilani	19	4	0.2

## Minutes

##	Player	G	Min	Min/G
10	Porchia, Tai'Sheka	19	545	28:43
11	Hollings, Ja'Mia	19	538	28:20
3	Hallmon, Makayia	16	488	30:31
13	Wagner, Shaulana	19	478	25:11
12	Daniel, Nia	18	456	25:19

## Turnovers

##	Player	G	TO	TO/G
13	Wagner, Shaulana	19	40	2.1
22	Hartsfield, Sharonica	19	34	1.8
10	Porchia, Tai'Sheka	19	31	1.6
11	Hollings, Ja'Mia	19	27	1.4
3	Hallmon, Makayia	16	25	1.6

## Rebounds

##	Player	G	Reb	Reb/G
11	Hollings, Ja'Mia	19	156	8.2
10	Porchia, Tai'Sheka	19	149	7.8
5	Dyer, Zay	19	110	5.8
13	Wagner, Shaulana	19	104	5.5
12	Daniel, Nia	18	65	3.6

## Rebounds Average

##	Player	G	Reb	Reb/G
11	Hollings, Ja'Mia	19	156	8.2
10	Porchia, Tai'Sheka	19	149	7.8
5	Dyer, Zay	19	110	5.8
13	Wagner, Shaulana	19	104	5.5
12	Daniel, Nia	18	65	3.6





## 2023-24 BOX SCORES



1



Official Basketball Box Score - Final  
**Ball St. at Troy**  
11/11/23 Trojan Arena, Troy, Ala.  
2023-24 Women's Basketball

Game Time: 3:33 PM  
Game Duration: 3:14  
Attendance: 2,126

Officials: Kristen Bel, Kelly Johnson, Chris Markey

Ball St. - 86

Record: 2-0

NO.	Name		Min	FG		3P	FT		Rebounds		Fouls		TP	AS	TO	ST	Blocks		+/-
				M-A	M-A	M-A	M-A	OR	DR	TOT	FF	FD					FD	BS	
20	Alex Richard	F	06:03	1-5	0-1	0-0	0	0	0	0	1	0	2	1	1	1	0	0	-2
12	Nyla Hampton	G	36:02	6-10	0-0	0	0	1	3	4	2	1	12	7	3	3	0	0	13
0	Ally Becki		29:56	2-8	0-4	0-0	0	0	2	2	2	2	4	7	4	1	1	0	8
14	Marie Kiefer		19:39	0-6	0-3	1-2	2	7	9	4	1	1	1	0	0	3	0	0	5
24	Madeilyn Bischoff		33:42	7-13	6-9	2-4	0	4	4	4	1	2	22	1	1	2	0	2	12
22	Estel Puigros		10:19	4-6	1-2	0-0	0	1	1	1	0	0	9	1	1	1	0	0	7
42	Annie Rauch		33:57	7-12	0-1	3-5	2	3	5	3	4	17	1	2	0	0	0	0	17
10	Ana Barreto		20:21	5-7	3-4	0-0	0	0	2	1	13	0	0	0	1	0	0	0	10
1	Hana Muhl		08:36	2-3	0-0	1-2	2	0	2	3	2	5	3	0	1	0	1	0	9
3	Sydney Bolden		01:25	0-1	0-0	1-2	0	0	0	0	0	1	0	0	0	0	0	0	-4
Team																			
Totals				34-71	10-24	8-15	7	20	27	18	14	86	22	13	13	1	4	15	

Technical Fouls: NONE

Shooting By Period		
1st FG%	9-21	42.9%
3PT%	2-5	40.0%
FT%	2-3	66.7%
2nd FG%	10-19	52.6%
FT%	1-2	50%
3PT%	4-9	44.4%
FT%	1-2	50%
3PT%	9-20	45.0%
FT%	2-7	28.6%
3PT%	3-6	50%
FT%	6-11	54.5%
3PT%	2-3	66.7%
FT%	2-4	50%
GM FG%	34-71	47.9%
3PT%	10-24	41.7%
FT%	8-15	53.3%

Dead Ball Rebounds: 7, 4

Troy - 71

Record: 0-1

NO.	Name	Min	FG		3P	FT		Rebounds		Fouls		TP	AS	TO	ST	Blocks		+/-
			M-A	M-A	M-A	OR	DR	TOT	FF	FD	BS					BA		
10	Tai'Sheka Porchia	F	29:51	4-10	0-0	2-3	1	4	5	0	4	10	0	3	0	0	1	-20
11	Ja'Mia Hollings	F	27:28	7-13	2-5	2-2	1	8	9	3	2	18	0	3	0	1	0	3
1	Shaulana Wagner	G	27:41	5-10	1-1	4-6	1	6	7	2	4	15	4	6	1	0	0	-12
12	Nia Daniel	G	22:22	2-11	1-6	0-0	0	0	0	0	1	5	0	0	1	2	0	-17
22	Sharonica Hartsfield	G	26:58	1-2	1-1	0-0	1	2	3	3	0	3	10	1	0	0	0	-1
5	Zay Dyer		22:47	0-0	0-0	3-5	4	5	9	3	3	11	1	2	0	0	0	-13
21	Lellani Guion		16:37	0-4	0-4	0-0	1	1	2	1	3	0	0	0	0	0	0	-21
31	Lellani Augmon		17:25	4-7	1-2	0-0	4	2	6	2	0	9	1	2	1	0	0	1
0	Gabbi Cartagena		08:57	0-0	0-0	0-0	0	0	0	0	1	0	0	0	0	0	0	3
Team						0	0	0	0	0	0		0					
Totals				27-64	6-19	11-16	13	28	41	14	18	71	16	23	4	4	1	-15

Technical Fouls: NONE

Shooting By Period		
1st FG%	5-13	38.5%
3PT%	1-3	33.3%
FT%	3-3	100%
2nd FG%	7-16	43.8%
3PT%	1-4	25.0%
FT%	3-5	60%
3rd FG%	7-15	46.7%
3PT%	1-4	25.0%
FT%	4-6	66.7%
4th FG%	8-20	40.0%
3PT%	3-8	37.5%
FT%	1-2	50%
GM FG%	27-64	42.2%
3PT%	6-19	31.6%
FT%	11-16	68.8%

Dead Ball Rebounds: 5, 2

	BALL	TROY
Biggest lead	21 (3 <sup>rd</sup> 3:33)	0 (1 <sup>st</sup> 10:00)
Best Scoring Run	11 (1 <sup>st</sup> 4:41)	6 (2 <sup>nd</sup> 8:09)
Lead Changes	0	
Times Tied	1	
Time with Lead	39:02	00:00

Points from	BALL	TROY
Turnovers	26	12
Paint	48	34
Second Chance	5	16
Fast Breaks	15	6
Bench	45	20

Period by Period Scoring				
	1st	2nd	3rd	4th
TOT				
BALL	22	25	23	16
TROY	14	18	19	20

2



Official Basketball Box Score - Final  
**Samford at Troy**  
11/14/23 Trojan Arena, Troy, Ala.  
2023-24 Women's Basketball

Game Time: 5:17 PM  
Game Duration: 1:53  
Attendance: 1,721

Officials: Deanna Jackson, Travis Jones, Kaz Beverley

Samford - 65

Record: 3-0

NO.	Name		Min	FG		3P		FT		Rebounds		Fouls		TP	AS	TO	ST	Blocks		BS	+/-
				M-A	P-A	M-A	P-A	OR	DR	TOT	FF	FD	FD					BS	BA		
44	Emily Bowman	C	15:07	0-3	0-0	0-2	0	6	6	4	2	0	0	0	3	0	1	0	-5		
1	Lexie Pritchard	G	30:42	5-9	1-2	8-10	0	3	3	2	6	19	0	3	0	0	0	0	-5		
3	Masyn Marchbanks	G	31:22	4-12	2-5	0-0	3	1	4	2	1	10	2	5	0	0	0	2	1		
5	Carly Heidger	G	30:40	6-10	1-4	0-2	0	6	6	2	1	13	1	2	0	0	0	0	4		
12	Sadie Stetson	G	26:32	0-3	0-2	0-0	0	1	1	1	1	0	1	2	5	0	0	0	5		
32	Kiersten Nelson		20:13	4-4	0-0	3-4	2	6	8	2	3	11	1	0	1	0	0	0	10		
4	Kennedy Langham		23:46	4-8	0-2	4-6	1	5	6	1	5	12	3	1	0	0	0	7			
20	Alyssa Tarpley		10:04	0-3	0-3	0-0	0	1	1	0	1	0	0	0	0	0	0	-4			
10	Aubrey Blankenship		03:56	0-0	0-0	0-0	0	0	0	1	0	0	0	0	0	0	0	0	3		
33	Rylie Stephens		07:38	0-2	0-2	0-0	0	0	3	3	1	0	0	0	1	0	0	0	4		
Team																					
Totals				23-54	4-20	15-24	6	35	41	16	20	65	8	18	6	1	2	4			

Technical Fouls: NONE

Shooting By Period		
1st FG%	6-15	40.0%
3PT%	1-3	33.3%
FT%	1-2	50%
2nd FG%	5-18	27.8%
FT%	3-4	75%
3PT%	1-9	11.1%
FT%	3-4	75%
3rd FG%	6-13	46.2%
FT%	1-7	14.3%
FT%	1-6	16.7%
4th FG%	6-8	75.0%
3PT%	1-1	100.0%
FT%	10-12	83.3%
GM FG%	23-54	42.6%
3PT%	4-20	20.0%
FT%	15-24	62.5%

Dead Ball Rebounds: 5, 0

Troy - 61

Record: 0-2

NO.	Name	Min	FG	3P	FT	Rebounds	Fouls	TP	AS	TO	ST	Blocks	+/-
			M-A	M-A	M-A	OR	DR	FF				BS	
10	Tai'Sheka Porchia	F	31:40	4-12	0-0	2-2	5	7	12	3	1	10	0
11	Ja'Mia Hollings	F	34:58	8-19	1-7	0-2	4	8	12	3	2	17	1
12	Nia Daniel	G	13:01	1-4	0-1	0-0	0	0	1	1	3	0	2
13	Shaulana Wagner	G	31:18	3-12	1-2	3-5	2	5	7	1	4	10	5
22	Sharonica Hartsfield	G	30:40	0-1	0-0	3-4	2	1	3	4	5	3	4
0	Gabbi Cartagena		25:19	4-12	1-4	2-2	4	2	6	4	2	11	1
5	Zay Dyer		08:59	0-6	0-0	3-4	0	3	3	0	2	3	0
35	Lellani Guion		19:00	2-4	1-3	0-0	0	1	1	1	0	5	1
23	Shariah Nunn		02:43	0-1	0-0	0-0	0	0	0	0	0	0	0
24	Sara Carvajal Caro		02:22	0-1	0-0	0-0	0	0	0	1	0	0	0
Team						0		1		0		0	
Totals			22-72	4-17	13-19	17	29	46	20	16	61	12	15

Technical Fouls: NONE

Shooting By Period		
1 <sup>st</sup>	FG%	6-21 28.6%
	3PT%	1-3 33.3%
	FT%	3-6 50%
2 <sup>nd</sup>	FG%	1-16 6.3%
	3PT%	0-4 0.0%
	FT%	3-4 75%
3 <sup>rd</sup>	FG%	6-16 37.5%
	3PT%	1-3 33.3%
	FT%	3-4 75%
4 <sup>th</sup>	FG%	9-19 47.4%
	3PT%	2-7 28.6%
	FT%	4-5 80%
GM	FG%	22-72 30.6%
	3PT%	4-17 23.5%
	FT%	13-19 68.4%

## 2023-24 BOX SCORES



5



Official Basketball Box Score - Final  
**Troy at Memphis**  
 12/02/23 Elma Rouse Fieldhouse, Memphis, Tenn.  
 2023-24 Women's Basketball

Game Time: 2:00 PM  
 Game Duration: 2:02  
 Attendance: 1,084

Officials: Eric Brewton, Salf Esho, Alexis Perez

Troy - 88

Record: 0-5

NO.	Name	Min	FG	3P	FT	Rebounds	Fouls	TP	AS	TO	ST	Blocks	+/-
			M-A	M-A	M-A	OR DR TOT	PF FD					BS BA	
10	Tai'Sheka Porchia	F 17:35	4-8	0-0	5-7	3 1 4	3 5	13	0	1	0	0	-8
11	Ja'Mia Hollings	F 12:60	1-8	0-1	0-0	1 3 4	1 0	2	0	1	0	1	-20
3	Makayia Hallmon	G 25:20	3-11	0-1	7-7	1 2 3	4 4	13	0	3	0	0	-1
12	Nia Daniel	G 25:18	6-15	0-3	5-8	2 1 3	1 4	17	0	1	2	1	-12
22	Sharonica Hartsfield	G 20:23	0-1	0-0	2-2	0 0 0	2 1	2	3	7	2	1	-11
5	Zay Dyer	22:42	6-11	0-0	3-4	4 6 10	4 4	15	3	1	0	0	-3
13	Shaulana Wagner	20:37	4-7	0-0	3-4	2 3 5	1 4	11	4	3	4	0	-4
23	Shaniah Nunn	21:06	1-5	0-1	2-3	3 6 1	5 4	2	1	1	2	2	-4
5	Lellani Guion	18:17	2-7	0-1	1-2	1 0 1	1 1	5	1	1	1	0	-8
0	Gabbi Cartagena	10:05	0-3	0-1	0-0	1 3 4	0 0	0	0	0	0	1	0
24	Sara Carvajal Caro	05:37	2-2	0-0	2-2	0 2 2	0 1	6	0	2	1	1	0
Team						7 2 9				0	1		
<b>Totals</b>			29-78	0-8	30-39	25 26 51	18 29	88	13	22	11	6 8	-12

Technical Fouls: NONE

Shooting By Period		
1st FG%	5-14	35.7%
3PT%	0-1	0.0%
FT%	3-5	60%
2nd FG%	8-24	33.3%
3PT%	0-3	0.0%
FT%	3-5	60%
3rd FG%	8-24	33.3%
3PT%	0-4	0.0%
FT%	11-15	73.3%
4th FG%	8-16	50.0%
3PT%	0-0	0.0%
FT%	13-14	92.9%
GM FG%	29-78	37.2%
3PT%	0-8	0.0%
FT%	30-39	76.9%

Dead Ball Rebounds: 5, 0

Memphis - 100

Record: 3-5

NO.	Name	Min	FG	3P	FT	Rebounds	Fouls	TP	AS	TO	ST	Blocks	+/-
			M-A	M-A	M-A	OR DR TOT	PF FD					BS BA	
7	Hannah Riddick	F 15:31	1-3	0-0	3-4	0 4 4	3 3	5	0	0	1	1	2
1	K'Arti Cain	G 23:44	4-9	1-3	1-1	1 2 3	1 1	10	4	2	1	0	27
2	Madison Griggs	G 31:14	7-15	4-9	4-5	0 5 5	2 3	22	4	4	4	1	19
24	Kai Carter	G 27:24	6-9	2-3	3-4	1 0 1	3 2	17	1	2	0	0	22
30	Alasia Smith	G 23:31	6-7	1-1	3-5	5 9 14	1 3	16	5	0	3	2	0
3	Shelbee Brown	04:36	2-2	0-0	0-0	0 0 0	5 0	4	0	0	0	0	-8
23	Raven Sims	09:30	1-2	0-0	0-1	0 0 0	4 1	2	0	2	0	0	-8
22	Layken Cox	15:54	3-8	0-0	0-0	0 3 3	4 1	6	1	0	1	0	1
0	Destyne Jackson	15:14	2-7	1-2	5-6	1 0 1	1 3	10	1	4	1	0	-5
35	Aliyah Green	10:10	2-3	0-0	2-2	2 0 2	0 1	6	1	0	1	3	0
5	Ally Hollifield	09:53	0-3	0-3	0-0	0 0 0	0 0	0	1	2	2	0	-12
12	Jana Sallman	05:52	0-2	0-0	0-0	0 1 1	2 0	0	0	2	0	1	2
20	Nikole Thomas	03:01	0-0	0-0	0-0	0 0 0	1 0	0	0	0	0	0	-7
21	Latazia Williamson	04:26	1-3	0-0	0-0	0 1 1	2 0	2	0	0	0	1	-11
Team						2 3 5				0	0		
<b>Totals</b>			35-73	9-21	21-28	12 28 40	29 18	100	18	18	14	8 6	12

Technical Fouls: NONE

Biggest lead		TRO	MEM
0 (1 <sup>st</sup> 10:00)		29 (3 <sup>rd</sup> 4:51)	
Best Scoring Run		9 (4 <sup>th</sup> 0:11)	11 (2 <sup>nd</sup> 7:08)
Lead Changes		0	
Times Tied		0	
Time with Lead		00:00	39:22

Points from Turnovers		TRO	MEM
		14	22
Paint		44	46
Second Chance		25	10
Fast Breaks		10	31
Bench		41	30

TRO	13	19	27	29	88
MEM	26	24	30	20	100

7



Official Basketball Box Score - Final  
**UT Martin at Troy**  
 12/02/23 Trojan Arena, Troy, Ala.  
 2023-24 Women's Basketball

Game Time: 3:33 PM  
 Game Duration: 1:54  
 Attendance: 1,484

Officials: Jody Cantrell, Daniel Drake, LaSonia Baker

UT Martin - 59

Record: 1-7

NO.	Name	Min	FG	3P	FT	Rebounds	Fouls	TP	AS	TO	ST	Blocks	+/-
			M-A	M-A	M-A	OR DR TOT	PF FD					BS BA	
4	Anaya Brown	F 35:00	6-11	0-1	1-3	2 4 6	3 5	13	1	4	3	0	-10
12	Lexi Rubel	F 40:00	6-8	0-0	5-5	2 6 8	3 5	17	2	2	3	0	-12
15	Morgan Borgstadt	G 20:24	1-5	0-1	0-0	0 3 3	5 1	2	1	3	2	1	-14
33	Josie Storey	G 21:14	0-2	0-2	0-0	0 3 3	0 0	0	0	2	0	0	-4
44	Kelley McCam	G 39:50	6-14	4-11	1-2	0 5 5	0 1	17	0	6	1	2	-12
25	Norah Clark	31:03	2-9	1-4	5-6	0 3 3	3 4	10	2	2	0	0	-8
2	Love Mays	12:31	0-3	0-3	0-0	0 0 0	1 1	0	1	3	0	0	-8
Team						5 5 10				0	4		
<b>Totals</b>			21-52	5-22	12-16	9 29 38	15 17	59	7	26	9	3 3	-12

Technical Fouls: NONE

Shooting By Period		
1st FG%	4-14	28.6%
3PT%	2-7	28.6%
FT%	3-5	60%
2nd FG%	4-12	33.3%
3PT%	1-7	14.3%
FT%	2-2	100%
3rd FG%	8-15	53.3%
3PT%	1-4	25.0%
FT%	2-3	66.7%
4th FG%	5-11	45.5%
3PT%	1-4	25.0%
FT%	5-8	62.5%
GM FG%	21-52	40.4%
3PT%	5-22	22.7%
FT%	12-16	75.0%

Dead Ball Rebounds: 2, 1

Troy - 71

Record: 1-6

NO.	Name	Min	FG	3P	FT	Rebounds	Fouls	TP	AS	TO	ST	Blocks	+/-
			M-A	M-A	M-A	OR DR TOT	PF FD					BS BA	
10	Tai'Sheka Porchia	F 30:09	4-10	0-0	5-8	0 2 2	2 5	13	1	1	1	0	15
11	Ja'Mia Hollings	F 28:17	4-9	1-2	0-0	2 6 8	2 0	9	1	1	2	0	10
3	Makayia Hallmon	G 28:23	5-10	1-5	1-1	1 1 2	2 1	12	2	2	3	0	1
12	Nia Daniel	G 26:25	5-10	1-3	4-4	1 4 5	1 3	15	0	1	3	2	13
13	Shaulana Wagner	G 18:44	2-6	0-2	0-2	0 3 3	2 3	4	5	1	1	0	13
0	Gabbi Cartagena	07:59	0-3	0-1	0-0	0 1 1	1 0	0	0	1	0	0	-6
5	Zay Dyer	13:41	2-4	0-0	0-0	5 3 8	5 1	4	1	1	0	0	6
22	Sharonica Hartsfield	17:50	3-3	1-1	0-0	0 0 0	0 1	7	3	1	4	0	0
35	Lellani Guion	13:34	2-5	1-4	0-0	1 1 2	0 0	5	0	1	1	0	-5
23	Shaniah Nunn	03:54	0-1	0-1	0-0	0 0 0	0 0	0	0	0	0	0	0
32	Lellani Augmon	07:10	0-1	0-0	2-2	0 1 1	0 0	1	2	0	2	0	-5
24	Sara Carvajal Caro	03:54	0-1	0-0	0-0	0 1 1	1 0	0	0	0	0	1	-7
Team						1 1 2				0	1		
<b>Totals</b>			27-65	5-19	12-17	11 24 35	17 15	71	13	13	16	3 3	12

Technical Fouls: NONE

Biggest lead		UTM	TROY
0 (1 <sup>st</sup> 10:00)		18 (3 <sup>rd</sup> 4:59)	
Best Scoring Run		7 (1 <sup>st</sup> 3:01)	9 (1 <sup>st</sup> 5:44)
Lead Changes		0	
Times Tied		0	
Time with Lead		00:00	39:21

Points from Turnovers		UTM	TROY
		24	30
Paint		7	18
Second Chance		4	16
Fast Breaks		10	18
Bench		10	18

Period by Period Scoring					
	1st	2nd	3rd	4th	TC
UTM	13	11	19	16	59
TROY	16	17	21	17	71

6



Official Basketball Box Score - Final  
**Troy at Georgia**  
 12/06/23 Stephen C. Coleman, Athens  
 2023-24 Women's Basketball

Game Time: 11:00 AM  
 Game Duration: 1:45  
 Attendance: 4,221

Officials: Dee Kanner, Joseph Vaszily, Meadow Overstreet

Troy - 70

Record: 0-6

No.	Name	Min	FG	3P	FT	Rebounds	Fouls	TP	AS	TO	ST	Blocks	+/-
			M-A	M-A	M-A	OR DR TOT	PF FD					BS BA	
5	Zay Dyer	F 21:22	3-7	0-0	0-0	1 2 3	3 1	6	0	1	0	0	-1
10	Tai'Sheka Porchia	F 31:44	2-7	0-0	4-4	2 3 5	2 2	8	2	2	1	0	-12
3	Makayia Hallmon	G 33:10	7-21	2-7	2-2	1 1 2	2 1	18	5	4	2	0	-12
12	Nia Daniel	G 25:05	7-17	2-7	3-4	1 3 4	3 3	19	2	3	2	0	2
22	Sharonica Hartsfield	G 17:08	0-0	0-0	0-0	0 3 3	0 0	1	0	0	0	0	-5
11	Ja'Mia Hollings	22:32	3-7	0-0	0-0	2 5 7	2 1	6	2	1	0	1	-12
13	Shaulana Wagner	24:00	1-4	1-1	0-0	4 2 6	0 3	3	0	3	0	0	-12
24	Sara Carvajal Caro	02:32	0-1	0-0	0-0	0 0 0	1 0	0	0	1	0	0	-1
35	Lellani Guion	11:22	4-5	2-3	0-0	1 1 1	1 0	10	0	1	0	0	-9
0	Gabbi Cartagena	04:54	0-1	0-1	0-0	0 0 0	0 1	0	0	0	1	0	-6
23	Shaniah Nunn	01:50	0-1	0-1	0-0	0 0 0	0 0	0	0	0	0	0	-6
32	Lellani Augmon	04:21	0-1	0-1	0-0	1 1 1	1 0	0	0	0	0	0	-5
Team						3 5 8	0 0	0	0				

# 2023-24 BOX SCORES



9



Official Basketball Box Score - Final  
**SFA at Troy**  
12/20/23 FAM Bank Arena, Clarksville  
2023-24 Women's Basketball

Officials: Jody Cantrell, Hannah Reynolds, Meg Dalmann

Game Time: 3:30 PM  
Game Duration: 1:39  
Attendance: 1,548

SFA - 78

Record: 6-5

NO.	Name		Min	FG	3P	FT	Rebounds	Fouls	TP	AS	TO	ST	Blocks	BS	BA	+/-		
33	Trinity Moore	F	24:40	10-14	0-1	0-0	5	3	8	3	1	20	0	4	1	0	-8	
1	Zoe Nelson	G	23:56	5-11	2-4	0-0	1	6	7	2	0	12	1	2	0	0	-5	
2	Tyler McClimet-Call	G	37:01	4-12	1-6	1-2	0	6	6	4	1	10	3	4	4	0	-19	
3	Avery Vansickle	G	30:51	3-8	1-10	0-0	0	1	1	1	0	7	3	7	1	0	-25	
4	Jasminie Lombard	G	35:12	4-8	0-4	0-0	2	4	6	4	1	8	10	4	5	1	0	-24
14	Jasmyne Boles		16:52	0-2	0-0	0-0	2	4	6	2	0	1	0	0	0	0	0	
11	Lydia Cooke-Wiggins		18:10	3-9	1-4	0-0	0	2	2	0	2	7	2	5	0	0	1	-5
24	Kurstyn Harden		12:13	3-3	0-0	5-6	1	3	4	0	4	11	0	1	0	0	-18	
42	Atalia Ballesteros		01:06	1-1	1-1	0-0	0	0	0	0	0	3	0	0	0	0	4	
Team							0	2	2			0						
Totals				33-73	6-30	6-8	11	31	42	16	9	78	20	27	11	3	1	-20

Technical Fouls: NONE

Shooting By Period		
1st FG%	9-20	45.0%
3PT%	1-9	11.1%
FT%	0-0	0%
2nd FG%	11-18	61.1%
3PT%	1-5	20.0%
FT%	1-2	50%
3rd FG%	6-16	37.5%
3PT%	1-6	16.7%
FT%	3-4	75%
4th FG%	7-19	36.8%
3PT%	3-10	30.0%
FT%	2-2	100%
GM FG%	33-73	45.2%
3PT%	6-30	20.0%
FT%	6-8	75.0%

Dead Ball Rebounds: 1.0

Troy - 98

Record: 2-7

NO.	Name		Min	FG	3P	FT	Rebounds	Fouls	TP	AS	TO	ST	Blocks	BS	BA	+/-		
				OR	DR	TOT	PF	FD										
10	Tai'Sheka Porchia	F	26:43	6-11	0-0	5-5	5	1	6	0	3	17	0	1	2	0	1	17
11	Ja'Mia Hollings	F	21:14	7-15	0-2	4-7	3	2	5	3	4	18	0	0	1	1	0	10
3	Makayia Hallmon	G	28:32	4-11	1-1	2-2	1	2	3	2	2	11	1	2	2	0	1	11
12	Nia Daniel	G	27:33	10-18	1-3	0-0	1	4	5	1	0	21	2	1	4	0	1	18
13	Shaulana Wagner	G	18:12	1-4	0-0	2-2	0	6	6	0	3	4	4	4	3	0	0	14
5	Zay Dyer		11:53	2-4	0-0	0-0	1	2	3	0	1	4	0	0	0	0	0	0
22	Sharonica Hartfield		16:44	1-3	0-0	1-2	1	3	4	2	1	3	5	3	1	0	0	10
2	Felmas Koranga		13:15	3-5	0-0	0-0	0	0	4	1	0	6	0	1	1	0	0	25
35	Lelliani Guion		15:15	3-6	0-0	4-4	0	2	2	0	2	10	1	1	0	0	0	6
32	Lelliani Augmon		10:29	1-3	0-1	0-0	0	0	0	0	0	2	0	0	1	0	0	5
23	Shaniah Nunn		04:12	0-0	0-0	0-0	1	0	1	0	0	0	0	0	0	0	0	-8
0	Gabbi Cartagena		02:59	0-2	0-2	0-0	0	1	1	0	0	0	1	0	0	0	0	-4
24	Sara Carvajal Caro		02:59	1-2	0-0	0-0	2	2	2	0	0	2	0	0	0	0	0	-4
Team							1	1	2			0						
Totals				39-84	2-9	18-22	14	30	44	9	16	98	14	13	15	1	3	-20

Technical Fouls: NONE

Shooting By Period		
1st FG%	14-23	60.9%
3PT%	1-1	100.0%
FT%	6-6	100%
2nd FG%	5-16	31.3%
3PT%	0-2	0.0%
FT%	3-6	50%
3rd FG%	13-20	65.0%
3PT%	1-1	100.0%
FT%	7-8	87.5%
4th FG%	7-25	28.0%
3PT%	0-5	0.0%
FT%	2-2	100%
GM FG%	39-84	46.4%
3PT%	2-9	22.2%
FT%	18-22	81.8%

Dead Ball Rebounds: 4.0

	SFA	TROY
Biggest lead	0 (1st 10:00)	25 (4th 9:16)
Best Scoring Run	10 (1st 2:53)	11 (1st 1:21)
Lead Changes	0	
Times Tied	1	
Time with Lead	00:00	39:02

Game Notes: Governors Holiday Hoops Classic presented by Coke Zero Sugar •

Points from Turnovers	SFA	TROY
Point	48	64
Second Chance	15	12
Fast Breaks	20	39
Bench	21	27

Period by Period Scoring	1st	2nd	3rd	4th	TOT
SFA	19	24	16	19	78
TROY	35	13	34	16	98

10



Official Basketball Box Score - Final  
**Troy at New Mexico St.**  
12/21/23 FAM Bank Arena, Clarksville  
2023-24 Women's Basketball

Officials: Travis Jones, Scott Klonas, Terri Tubbs

Troy - 81

Record: 3-7

NO.	Name	Min	FG M-A	3P M-A	FT M-A	Rebounds OR DR TOT	Fouls PF	TP	AS	TO	ST	Blocks BS	BA	+/-				
10	Tai'Sheka Porchia	F 26:01	5-6	0-0	3-4	4	3	7	4	2	13	0	2	1	1	0	14	
11	Ja'Mia Hollings	F 23:06	3-6	0-0	1-1	0	7	7	3	1	7	1	0	1	1	0	20	
3	Makayia Hallmon	G 36:53	12-19	1-4	5-7	0	2	2	2	4	30	2	1	2	0	0	17	
12	Nia Daniel	G 04:31	1-2	1-1	0-0	0	0	0	0	0	2	0	1	0	0	0	6	
13	Shaulana Wagner	G 30:30	5-9	0-1	2-3	0	7	7	2	6	12	4	1	2	1	0	19	
2	Felmas Koranga	10:25	1-5	0-0	0-0	0	0	0	1	1	2	0	0	0	0	1	-4	
5	Zay Dyer	16:22	2-5	0-0	1-2	2	3	5	0	1	5	2	1	0	0	1	-2	
35	Lelliani Guion	20:16	2-5	0-1	1-2	3	4	4	1	3	5	3	0	2	2	0	3	
22	Sharonica Hartfield	10:53	0-0	0-0	0-0	0	0	0	0	0	4	0	1	2	0	0	-3	
32	Lelliani Augmon	12:48	2-2	0-0	0-0	1	1	2	0	0	4	1	2	2	0	0	8	
24	Sara Carvajal Caro	01:50	0-0	0-0	0-0	0	0	0	0	0	0	0	0	0	0	0	-1	
0	Gabbi Cartagena	04:09	0-0	0-0	0-0	0	0	0	0	0	0	0	1	0	0	0	-3	
23	Shaniah Nunn	02:17	0-0	0-0	0-0	0	0	0	0	0	0	0	0	0	0	0	1	
Team						1	3	4			0		2					
Totals			33-59	2-7	13-19	9	29	38	20	18	81	14	13	10	6	1	15	

Technical Fouls: NONE

Shooting By Period		
1st FG%	8-16	50.0%
3PT%	1-3	33.3%
FT%	0-0	0%
2nd FG%	10-15	66.7%
3PT%	0-2	0.0%
FT%	0-0	0%
3rd FG%	6-13	46.2%
3PT%	1-2	50.0%
FT%	5-7	71.4%
4th FG%	9-15	60.0%
3PT%	0-0	0%
FT%	7-9	77.8%
GM FG%	33-59	55.9%
3PT%	2-7	28.6%
FT%	13-19	68.4%

Dead Ball Rebounds: 2.0

New Mexico St. - 66

Record: 6-6

New Mexico St. - 66			Record: 6-6															
NO.	Name		FG		3P	FT		Rebounds		Fouls	TP	AS	TO	ST	Blocks		+/-	
			Min	M	A	M	A	O	D	T					P	F		BS
12	Ene Adams	F	19:05	1-5	0-0	0-1	2	5	7	3	2	0	2	0	0	2	-3	
0	Molly Kaiser	G	30:20	4-16	0-1	9-11	3	2	5	4	8	17	0	1	1	0	-15	
2	Loes Rozing	G	30:39	2-4	0-0	0-0	3	6	9	0	1	4	2	3	0	0	-12	
4	Jaila Harding	G	37:10	6-17	3-9	2-2	2	0	2	3	1	17	1	2	0	1	-10	
23	Sylena Peterson	G	26:16	7-10	0-1	3-4	0	2	2	5	5	17	1	0	1	0	-6	
3	Sianny Sanchez-Oliver		29:49	2-5	0-0	0-0	0	1	1	1	2	4	2	3	0	0	-7	
42	Fanta Gassama		10:49	0-1	0-0	0-0	0	2	2	1	0	0	0	2	1	0	-8	
24	Lucia Yenes		05:15	0-1	0-1	0-0	0	0	0	0	0	0	1	1	0	0	-1	
11	Sha'Yia Parker		01:16	0-0	0-0	0-0	0	0	0	0	0	0	0	1	0	0	-4	
34	Femme Masudi		09:21	2-3	0-0	1-1	1	0	1	1	5	0	1	0	0	0	-9	
Team							2	3	5			0	2					
Totals				24-62	3-12	15-19	13	21	34	18	20	66	7	18	3	1	6	-15
Technical Fouls: NONE																		

Technical Fouls: NONE

Shooting By Period		
1st FG%	6-15	40.0%
3PT%	2-3	66.7%
FT%	2-2	100%
2nd FG%	8-17	47.1%
3PT%	1-4	25.0%
FT%	3-4	75%
3rd FG%	5-12	41.7%
3PT%	0-0	0%
FT%	4-4	100%
4th FG%	5-18	27.8%
3PT%	0-5	0%
FT%	6-9	66.7%
GM FG%	24-62	38.7%
3PT%	3-12	25.0%
FT%	15-19	78.9%

Dead Ball Rebounds: 0.0

	TU	NMSU
Biggest lead	17 (4th 1:50)	0 (1st 10:00)
Best Scoring Run	8 (1st 8:06)	7 (1st 4:15)
Lead Changes	0	
Times Tied	4	
Time with Lead	37:53	00:00

Points from Turnovers	TU	NMSU
Point	34	32
Second Chance	14	12
Fast Breaks	11	4
Bench	16	9

Period by Period Scoring	1st	2nd	3rd	4th	TOT
TU	18	20	18	25	81
NMSU	16	20	14	16	66

11



Official Basketball Box Score - Final  
**Georgia State at Troy**  
12/21/23 Trojan Arena, Troy, Ala.  
2023-24 Women's Basketball

Officials: Dawn Marsh, Carla Roberts-Jeter, No Cappel

Game Time: 1:02 PM  
Game Duration: 2:22  
Attendance: 1,887

Georgia State - 90

Record: 7-4 (1-0)

NO.	Name	Min	FG	3P	FT	Rebounds	Fouls	TP	AS	TO	ST	Blocks	BS	BA	+/-			
			M-A	M-A	M-A	OR DR	FT											
20	Alyssa Phillip	F 36:52	1-2	0-0	0-0	4	8	12	3	1	2	5	0	0	1	-8		
33	Christinea Bryan	F 25:40	1-2	0-0	0-0	1	5	6	3	0	2	1	4	0	0	0		
2	Mikyla Tolivert	G 40:13	10-19	5-8	2-3	1	9	10	1	3	27	4	3	1	1	23		
22	Mya Williams	G 21:41	3-11	2-6	2-2	2	1	3	1	3	10	0	1	1	0	2		
30	Crystal Henderson	G 39:23	7-24	4-10	6-9	2	0	2	3	6	24	7	5	2	0	-2		
1	Patience Williams	L 35:56	3-7	0-1	0-0	3	4	7	4	2	6	0	0	1	0	0		
31	Kaleigh Addie	26:56	3-8	0-2	2-3	2	3	5	1	2	8	1	1	0	0	7		
15	Amiya Palmer	G 26:31	2-3	0-0	0-0	0	0	0	0	0	5	0	0	0	0	0		
21	Amiya Palmer	L 23:00	2-5	0-0	0-0	0	2	2	3	0	4	0	1	1	0	0		
44	Aaliyah Hunt	01:08	1-1	0-0	0-0	0	0	0	0	0	2	0	0	0	0	-1		
10	Kamryn Dziak	01:10	0-0	0-0	0-0	0	0	0	0	0	0	0	0	0	0	5		
Team						2		3		5		0		1				
Totals			33-82	12-28	12-17	17		35	52	19	18	90	19	17	8	2	5	1



# 2023-24 BOX SCORES



13



Official Basketball Box Score - Final  
Troy at Coastal Carolina  
01/06/24 The HTC Center, Conway, S.C.  
2023-24 Women's Basketball

Officials: Lesh Larie, Deanna Jackson, Tim Buckner

Game Time: 1:00 PM  
Game Duration: 2:06  
Attendance: 565

Troy - 86

Record: 5-8 (2-1)

NO.	Name	Min	FG	3P	FT	Rebounds	Fouls	TP	AS	TO	ST	Blocks	+/-
			M-A	M-A	M-A	OR DR TOT	PF FD					BS BA	
10	Tai'Sheka Porchia	F 30:48	7-15	0-0	3-3	7 4 11	4 3 17	2	4	2	1	1	8
11	Ja'Mia Hollings	F 30:37	6-12	0-1	5-9	1 10 11	3 7 17	1	1	2	1	0	5
3	Makayia Hallmon	G 32:18	7-15	4-6	4-6	0 1 1	3 5 22	1	1	0	0	0	11
12	Nia Daniel	G 32:06	8-19	0-6	1-2	3 2 5	2 2 17	0	2	2	0	0	12
13	Shaulana Wagner	G 24:54	2-9	1-2	1-2	1 3 4	2 1 6	8	1	2	1	1	11
5	Zay Dyer	15:44	1-4	0-0	0-0	2 4 6	2 0 2	0	0	0	0	0	0
35	Lellani Guion	13:42	2-5	0-2	0-0	1 0 1	1 0 4	0	0	0	0	0	-7
22	Sharonica Hartsfield	12:17	0-0	0-0	1-2	0 1 3	3 2 1	1	0	1	0	0	-6
0	Gabbi Cartagena	04:43	0-1	0-0	0-0	0 0 0	0 0 0	0	0	0	0	0	-3
24	Sara Carvajal Caro	02:51	0-0	0-0	0-0	0 1 1	1 0 0	0	0	0	0	0	-1
Team						1 4 5	0	0	0	0	0	0	
Totals			33-80	5-17	15-24	16 30 46	21 20 86	13	9	9	3	2	6

Technical Fouls: NONE

Shooting By Period		
1st FG%	9-19	47.4%
3PT%	2-6	40.0%
FT%	2-5	40.0%
2nd FG%	6-20	30.0%
3PT%	1-8	12.5%
FT%	3-4	75%
3rd FG%	11-22	50.0%
3PT%	1-3	33.3%
FT%	1-1	100%
4th FG%	7-19	36.8%
3PT%	1-1	100.0%
FT%	9-14	64.3%
GM FG%	33-80	41.3%
3PT%	5-17	29.4%
FT%	15-24	62.5%

Dead Ball Rebounds: 5, 1

Coastal Carolina - 80

Record: 7-9 (1-2)

NO.	Name	Min	FG	3P	FT	Rebounds	Fouls	TP	AS	TO	ST	Blocks	+/-
			M-A	M-A	M-A	OR DR TOT	PF FD					BS BA	
21	Makaila Cange	F 26:34	5-8	2-2	5-6	2 7 9	3 4 17	3	2	0	0	0	-1
20	Riley Stack	C 03:50	0-0	0-0	0-0	0 1 1	0 0 0	0	0	0	0	0	-11
3	Anaya Barney	G 33:56	2-11	1-8	0-2	0 7 7	3 1 5	0	2	0	0	0	-5
4	Airin Freeman	G 30:14	5-13	1-1	5-9	0 2 2	0 6 16	7	0	1	0	1	-7
5	Deaja Richardson	G 33:03	5-14	2-10	4-6	2 3 5	1 4 16	1	3	0	0	0	-7
32	Alancia Ramsey	21:51	3-4	0-0	0-0	2 5 7	4 1 6	1	5	1	2	0	-1
23	Nara Hurston	17:54	0-5	0-0	2-2	2 2 4	2 2 2	0	2	0	0	0	2
10	Dalanna Carter	20:22	5-8	0-1	2-2	2 1 3	4 3 12	0	1	1	0	0	1
0	Tiara Abbron	02:16	0-1	0-0	0-0	0 0 0	3 0 0	0	1	0	0	0	-1
31	Arielle-Vadrelle Belinga	10:00	3-4	0-0	0-0	1 1 2	0 0 0	0	1	0	0	0	-1
Team						4 6 10	0	0	0	0	0	0	
Totals			28-68	6-22	18-27	15 35 50	20 21 80	14	17	3	2	3	6

Technical Fouls: NONE

Shooting By Period		
1st FG%	7-20	35.0%
3PT%	1-5	20.0%
FT%	3-6	50.0%
2nd FG%	5-18	27.8%
3PT%	1-7	14.3%
FT%	8-14	57.1%
3rd FG%	8-14	57.1%
3PT%	2-5	40.0%
FT%	7-8	87.5%
4th FG%	8-16	50.0%
3PT%	2-5	40.0%
FT%	5-9	55.6%
GM FG%	28-68	41.2%
3PT%	6-22	27.3%
FT%	18-27	66.7%

Dead Ball Rebounds: 3, 0

	TROY	CCU
Biggest lead	12 (4 <sup>th</sup> 4:55)	0 (1 <sup>st</sup> 10:00)
Best Scoring Run	9 (2 <sup>nd</sup> 6:26)	9 (4 <sup>th</sup> 3:05)
Lead Changes	0	0
Times Tied	1	0
Time with Lead	39:41	00:00

Points from Turnovers	TROY	CCU
Paint	40	44
Second Chance	18	15
Fast Breaks	15	14
Bench	7	26

Period by Period Scoring					
	1st	2nd	3rd	4th	TOT
TRO	22	16	24	24	86

14



Official Basketball Box Score - Final  
Louisiana at Troy  
01/10/24 Trojan Arena, Troy, Ala.  
2023-24 Women's Basketball

Officials: Christopher Saucedo, Maria Gearhart, Britton Sherry

Game Time: 5:17 PM  
Game Duration: 1:40  
Attendance: 2,345

Louisiana - 44

Record: 5-8 (1-3)

NO.	Name	Min	FG	3P	FT	Rebounds	Fouls	TP	AS	TO	ST	Blocks	+/-
			M-A	M-A	M-A	OR DR TOT	PF FD					BS BA	
5	Tamera Johnson	F 19:05	4-9	0-1	0-0	0 2 2	1 2 8	1	2	0	0	0	-20
15	Uniyah Franklin	F 14:19	4-4	0-0	0-1	0 2 2	4 3 8	0	0	1	1	0	-20
2	Brandi Williams	G 29:23	3-8	1-3	0-0	0 3 3	1 2 7	0	1	0	0	0	-37
10	Asia Sam	G 09:45	0-2	0-1	1-2	1 1 2	0 2 1	2	2	0	0	0	-16
24	Destiny Rice	G 15:50	1-5	0-1	1-4	0 1 1	1 2 3	1	1	0	0	0	-25
00	Ashlyn Jones	17:22	1-4	0-0	1-2	1 3 4	0 1 3	0	1	1	0	0	-19
4	Larney Wheaton	22:12	2-8	1-3	0-0	0 1 1	1 2 5	0	1	1	0	0	-19
13	Tamiah Robinson	18:34	1-6	0-0	0-1	1 1 1	1 2 0	0	3	1	0	0	-17
22	Jaylyn James	12:49	0-5	0-3	0-0	0 1 1	2 0 0	1	1	1	0	0	-15
3	Nubia Benedith	11:58	0-3	0-1	0-2	1 1 0	1 0 1	0	1	0	0	0	-6
35	Alicia Blanton	09:59	1-2	0-0	0-0	1 1 0	1 0 2	0	2	0	0	0	-13
23	Wilnie Joseph	04:55	0-0	0-0	0-0	1 2 3	0 0 0	0	1	0	0	0	-1
1	Mariah Stewart	03:02	1-1	0-0	1-2	1 0 1	0 1 3	0	0	0	0	0	-8
11	Imani Rothschild	06:33	0-2	0-1	0-0	0 0 0	0 0 0	0	0	0	0	0	-8
21	Jasmine Matthews	04:14	1-3	0-1	0-0	1 0 1	0 0 2	0	0	0	0	0	-11
Team						2 2 4	0	0	0	0	0	0	
Totals			19-62	2-16	4-13	9 20 29	12 17 44	8	15	5	1	1	-46

Technical Fouls: NONE

Troy - 90

Record: 6-8 (3-1)

NO.	Name	Min	FG	3P	FT	Rebounds	Fouls	TP	AS	TO	ST	Blocks	+/-
			M-A	M-A	M-A	OR DR TOT	PF FD					BS BA	
10	Tai'Sheka Porchia	F 23:31	7-10	0-0	3-4	4 6 10	1 3 17	0	1	1	0	0	30
11	Ja'Mia Hollings	F 25:43	2-6	0-1	2-2	2 6 8	2 1 6	1	2	1	0	1	39
3	Makayia Hallmon	G 23:40	5-11	1-4	1-2	0 1 1	1 1 12	4	1	3	0	0	29
12	Nia Daniel	G 23:14	6-11	3-4	0-0	0 7 7	0 1 15	0	1	1	0	0	25
13	Shaulana Wagner	G 20:47	2-3	0-0	0-0	1 4 5	1 0 4	7	1	0	0	0	25
5	Zay Dyer	22:18	7-12	0-0	4-5	4 5 9	3 2 18	2	3	0	0	0	14
22	Sharonica Hartsfield	10:42	1-1	0-0	0-1	0 0 0	3 1 3	2	1	2	1	0	4
32	Lellani Augmon	15:54	4-6	0-0	0-1	1 2 3	1 1 8	0	0	0	1	0	19
35	Lellani Guion	16:20	2-5	0-1	1-2	0 0 0	1 1 5	1	2	2	0	0	17
0	Gabbi Cartagena	09:23	1-2	1-1	0-0	1 5 6	2 0 3	0	2	0	0	0	19
24	Sara Carvajal Caro	08:28	0-0	0-0	0-0	0 0 0	3 0 0	0	0	0	0	0	9
Team						1 2 3	0	0	0	0	0	0	
Totals			37-67	5-11	11-17	14 38 52	17 12 90	16	15	10	1	1	46

Technical Fouls: NONE

	LA	TROY
Biggest lead	4 (1 <sup>st</sup> 2:41)	46 (4 <sup>th</sup> 0:19)
Best Scoring Run	9 (1 <sup>st</sup> 2:41)	18 (2 <sup>nd</sup> 5:31)
Lead Changes	2	0
Times Tied	2	0
Time with Lead	03:53	35:15

Points from Turnovers	LA	TROY
Paint	24	42
Second Chance	7	15
Fast Breaks	4	22
Bench	17	36

Period by Period Scoring					
	1st	2nd	3rd	4th	TOT
LA	13	7	8	16	44
TROY	11	29	23	27	90

Dead Ball Rebounds: 2, 1

15



Official Basketball Box Score - Final  
James Madison at Troy  
01/13/24 Trojan Arena, Troy, Ala.  
2023-24 Women's Basketball

Officials: Troy Winders, Kristen Bel, Timothy Greene

Game Time: 2:02 PM  
Game Duration: 1:51  
Attendance: 3,333

James Madison - 74

Record: 12-5 (4-1)

NO.	Name	Min	FG	3P	FT	Rebounds	Fouls	TP	AS	TO	ST	Blocks	+/-
			M-A	M-A	M-A	OR DR TOT	PF FD					BS BA	
33	Steph Ouderkerk	F 16:34	1-3	0-1	0-0	1 0 1	2 0 2	2	1	0	0	0	-2
35	Ksenia Kozlova	F 24:11	7-13	0-0	5-7	5 6 11	4 7 19	0	1	0	0	0	-1
00	Peyton McDaniel	G 26:37	5-10	3-6	0-0	0 7 7	3 2 13	2	1	0	0	1	2
1	Olivia Mullins	G 17:26	2-5	2-2	2-2	0 1 1	1 1 8	3	1	0	0	0	-6
25	Janica Hazzel	G 33:14	5-11	1-2	2-2	0 1 1	0 1 13	4	3	0	0	0	-12
2	Chloe Sterling	20:18	1-6	0-2	2-2	1 4 5	2 3 4	4	3	0	0	0	-1
5	Ashanti Barnes	19:06	2-10	0-1	0-0	3 2 5	3 1 4	1	0	0	0	0	-9
3	Heyenne Bristow	18:35	2-6	1-2	0-3	0 3 3	0 4 5	0	3	1	0	0	-12
14	Annalicia Goodman	07:22	1-2	0-0	1-2	1 1 2	0 1 3	0	0	0	0	0	-5
11	Carole Miller	10:23	1-4	1-3	0-0	0 2 2	1 0 3	0	0	0	0	0	-3
23	Mikaya Tynes	05:15	0-1	0-0	0-0	0 1 1	1 0 0	0	0	1	1	0	-8
Team						1 3 4	0	0	0	0	0	0	
Totals			27-71	8-19	12-18	12 31 43	17 20 74	16	14	2	1	3	-13

## 2023-24 BOX SCORES



17



Official Basketball Box Score - Final  
**Troy at Louisiana**  
01/29/24 Cajundome, Lafayette, La.  
2023-24 Women's Basketball

Officials: Kyle Galloway, Royce Bevin, Joshua Hall

Game Time: 2:00 PM  
Game Duration: 1:46  
Attendance: 611



Official Basketball Box Score - Final  
**Southern Miss. at Troy**  
01/29/24 Trojan Arena, Troy, Ala.  
2023-24 Women's Basketball

Officials: Marla Gearhart, LaShonda Kidd, Ryan Durham

Game Time: 2:00 PM  
Game Duration: 1:46  
Attendance: 611

Troy - 65

Record: 9-8 (6-1)

NO.	Name	Min	FG	3P	FT	Rebounds	Fouls	TP	AS	TO	ST	Blocks	+/-
			M-A	M-A	M-A	OR DR TOT	PF FD					BS BA	
10	Tai'Sheka Porchia	F 34:19	7-10	0-0	5-6	5 4 9	2 5	19	2	1	2	0 0 7	
11	Ja'Mia Hollings	F 31:08	5-8	0-0	1-2	2 6 8	4 1	11	0	4	1	0 0 8	
3	Makayia Hallmon	G 34:39	4-13	0-0	0-0	0 3 3	2 0	8	2	2	0	0 1 12	
12	Nia Daniel	G 33:55	10-18	1-6	2-2	3 4 7	2 1	23	4	0	1	0 0 19	
13	Shaulana Wagner	G 27:04	1-4	0-0	0-3	0 5 5	0 3	2	1	1	2	0 1 21	
5	Zay Dyer	05:44	1-2	0-0	0-0	1 1 2	4 0	2	0	0	0	0 0 12	
22	Sharonica Hartsfield	12:56	0-3	0-1	0-0	0 0 0	1 1	0	1	4	0	0 0 -13	
32	Lellani Augmon	08:32	0-1	0-0	0-0	1 1 2	0 0	0	2	1	0	0 0 -11	
24	Sara Carvajal Caro	03:08	0-0	0-0	0-0	1 0 1	0 0	0	0	0	0	0 0 -2	
35	Lellani Guion	05:21	0-1	0-0	0-0	0 0 0	0 0	0	0	0	0	0 0 -4	
0	Gabbi Cartagena	03:13	0-1	0-1	0-0	0 0 0	0 0	0	0	0	0	0 0 -9	
Team						3 2 5		0	0	0	0	0 0 8	
Totals			28-61	1-8	8-13	15 26 41	18 11	65	10	15	7	0 2 8	

Technical Fouls: NONE

Shooting By Period		
1 <sup>st</sup> FG%	6-14	42.9%
3PT%	0-1	0.0%
FT%	2-3	66.7%
2 <sup>nd</sup> FG%	6-15	40.0%
3PT%	0-2	0.0%
FT%	0-2	0%
3 <sup>rd</sup> FG%	10-20	50.0%
3PT%	1-5	20.0%
FT%	3-3	100%
4 <sup>th</sup> FG%	6-12	50.0%
3PT%	0-0	0.0%
FT%	3-5	60%
GM FG%	28-61	45.9%
3PT%	1-8	12.5%
FT%	8-13	61.5%

Dead Ball Rebounds: 2 0

Louisiana - 57

Record: 6-10 (2-5)

NO.	Name	Min	FG	3P	FT	Rebounds	Fouls	TP	AS	TO	ST	Blocks	+/-
			M-A	M-A	M-A	OR DR TOT	PF FD					BS BA	
15	Uniyah Franklin	F 24:01	3-4	0-0	1-2	0 1 1	4 2	7	1	2	0	0 0 -2	
2	Brandi Williams	G 40:00	6-12	4-5	0-0	1 2 3	1 4	16	1	2	0	0 0 -8	
10	Asia Sam	G 20:41	3-5	0-2	2-2	0 0 0	1 2	8	0	0	0	0 0 -1	
13	Tamiah Robinson	G 36:14	3-7	1-3	1-2	0 7 7	0 1	8	4	4	1	1 0 -10	
23	Alicia Blanton	G 32:39	5-9	1-1	0-0	0 3 3	2 7	11	1	1	1	0 0 -13	
5	Tamera Johnson	21:08	2-7	0-2	1-2	0 3 3	2 1	5	2	2	2	1 0 3	
3	Nubia Benedith	19:19	1-4	0-2	0-0	1 2 3	1 1	2	1	3	0	0 0 -9	
11	Imani Rothchild	04:40	0-3	0-1	0-0	0 0 0	0 0	0	0	0	0	0 0 -2	
21	Jasmine Matthews	01:18	0-0	0-0	0-0	0 0 0	0 0	0	0	0	0	0 0 -4	
Team						1 3 4		0	2				
Totals			23-51	6-16	5-8	3 21 24	11 18	57	10	16	4	2 0 -8	

Technical Fouls: NONE

Shooting By Period		
1 <sup>st</sup> FG%	6-13	46.2%
3PT%	4-6	66.7%
FT%	1-2	50%
2 <sup>nd</sup> FG%	6-11	54.5%
3PT%	1-3	33.3%
FT%	3-4	75%
3 <sup>rd</sup> FG%	8-15	53.3%
3PT%	0-1	0.0%
FT%	0-0	0%
4 <sup>th</sup> FG%	3-12	25.0%
3PT%	1-6	16.7%
FT%	1-2	50%
GM FG%	23-51	45.1%
3PT%	6-16	37.5%
FT%	5-8	62.5%

Dead Ball Rebounds: 2 0

	TROY	UL
Biggest lead	10 (4 <sup>th</sup> 1:03)	7 (2 <sup>nd</sup> 0:05)
Best Scoring Run	7 (3 <sup>rd</sup> 1:14)	9 (2 <sup>nd</sup> 0:05)
Lead Changes	7	
Times Tied	10	
Time with Lead	15:50	16:18

Points from	TROY	UL
Turnovers	13	18
Paint	32	24
Second Chance	16	2
Fast Breaks	8	2
Bench	2	7

Period by Period Scoring					
	1st	2nd	3rd	4th	TOT
TROY	14	12	24	15	65
UL	17	16	16	8	57

19



Official Basketball Box Score - Final  
**Arkansas St. at Troy**  
01/27/24 Trojan Arena, Troy, Ala.  
2023-24 Women's Basketball

Officials: Eric Baker, Adrienne Gilmore-Nichols, Leah Lane

Game Time: 2:32 PM  
Game Duration: 1:59  
Attendance: 4,211

Arkansas St. - 84

Record: 10-9 (4-5)

NO.	Name	Min	FG	3P	FT	Rebounds	Fouls	TP	AS	TO	ST	Blocks	+/-
			M-A	M-A	M-A	OR DR TOT	PF FD					BS BA	
34	Cheyenne Forney	F 14:15	1-5	0-0	0-0	2 0 2	2 0	2	0	0	0	1 1 -17	
2	Wynter Rogers	G 25:45	2-8	2-6	0-0	1 6 7	2 0	6	3	2	2	1 0 -20	
15	Annalese Griffin	G 42:34	5-14	4-10	2-2	1 6 7	2 3	16	0	3	0	0 0 -4	
23	Izzy Higginbottom	G 43:09	12-31	2-7	8-8	3 2 5	2 7	34	8	4	3	0 2 -5	
24	Lauryn Pendleton	G 36:44	4-12	1-5	0-0	1 1 2	1 1	9	0	2	3	0 0 -12	
7	Mallory Wilkerson	22:50	2-8	1-6	0-0	0 2 2	2 0	5	0	0	0	1 8	
25	Kendra Gillespie	13:49	3-5	0-0	0-0	3 3 6	4 0	6	0	0	0	0 0 -3	
3	Cristlyn Rose	08:58	0-0	0-0	0-0	0 1 0	0 0	0	0	0	0	0 0 -5	
14	Emma Innebore	16:56	3-3	0-0	0-0	2 9 11	1 1	6	0	0	0	4 0 13	
Team						4 1 5		0	0				
Totals			32-86	10-34	10-10	17 31 48	16 12	84	11	11	8	6 4 -7	

Technical Fouls: NONE

Shooting By Period		
1 <sup>st</sup> FG%	6-20	30.0%
3PT%	2-8	25.0%
FT%	0-0	0%
2 <sup>nd</sup> FG%	7-23	30.4%
3PT%	2-8	25.0%
FT%	1-1	100%
3 <sup>rd</sup> FG%	10-21	47.6%
3PT%	3-9	33.3%
FT%	2-2	100%
4 <sup>th</sup> FG%	6-14	42.9%
3PT%	2-3	66.7%
FT%	5-5	100%
OT FG%	3-7	37.5%
3PT%	1-6	16.7%
FT%	2-2	100%
GM FG%	32-86	37.2%
3PT%	10-34	29.4%
FT%	10-10	100.0%

Dead Ball Rebounds: 0 0

Troy - 91

Record: 11-8 (8-1)

NO.	Name	Min	FG	3P	FT	Rebounds	Fouls	TP	AS	TO	ST	Blocks	+/-
			M-A	M-A	M-A	OR DR TOT	PF FD					BS BA	
10	Tai'Sheka Porchia	F 39:06	15-27	0-0	5-7	8 9 17	1 5	35	0	0	0	1 1 7	
11	Ja'Mia Hollings	F 38:24	6-12	0-1	3-3	5 7 12	2 3	15	0	5	1	1 1 13	
3	Makayia Hallmon	G 35:33	8-18	4-6	3-5	2 5 7	1 2	23	2	2	0	0 2 4	
12	Nia Daniel	G 33:41	2-10	0-1	3-4	3 2 5	2 3	7	3	0	0	1 1 6	
13	Shaulana Wagner	G 25:51	0-2	0-1	1-2	1 8 9	1 1	1	6	1	0	0 0 -11	
5	Zay Dyer	09:34	1-5	0-0	0-0	1 0 1	0 0	2	0	0	0	1 1 -3	
32	Lellani Augmon	08:16	1-2	0-1	0-0	0 0 0	1 1	2	0	0	0	0 0 -4	
22	Sharonica Hartsfield	15:44	0-3	0-0	0-0	1 2 3	0 0	0	4	2	2	0 0 -1	
35	Lellani Guion	13:50	3-6	0-2	0-1	0 2 2	1 2	6	1	1	1	0 0 1	
0	Gabbi Cartagena	05:01	0-2	0-2	0-0	0 1 1	3 0	0	0	0	0	0 0 1	
Team						4 1 5		0	0				
Totals			36-87	4-14	15-22	25 37 62	12 16	91	16	11	4	4 8 7	

Technical Fouls: NONE

Shooting By Period		
1 <sup>st</sup> FG%	8-18	44.4%
3PT%	0-2	0.0%
FT%	3-4	75%
2 <sup>nd</sup> FG%	8-20	40.0%
3PT%	0-2	0.0%
FT%	3-4	75%
3 <sup>rd</sup> FG%	10-22	45.5%
3PT%	1-3	33.3%
FT%	4-7	57.1%
4 <sup>th</sup> FG%	4-19	21.1%
3PT%	0-4	0.0%
FT%	4-5	80%
OT FG%	6-8	75.0%
3PT%	3-3	100.0%
FT%	1-2	50%
GM FG%	36-87	41.4%
3PT%	4-14	28.6%
FT%	15-22	68.2%

Dead Ball Rebounds: 2 0

	ASTATE	TROY
Biggest lead	5 (4 <sup>th</sup> 4:21)	15 (3 <sup>rd</sup> 7:03)
Best Scoring Run	8 (4 <sup>th</sup> 8:54)	8 (2 <sup>nd</sup> 7:42)
Lead Changes	2	
Times Tied	6	
Time with Lead	07:34	33:10

Points from	ASTATE	TROY
Turnovers	2	11
Paint	38	38
Second Chance	17	24
Fast Breaks	10	14
Bench	17	10

Period by Period Scoring					
	1st	2nd	3rd	4th	OT1
ASTATE	14	17	25	19	9
TROY	19	19	25	12	16

18



Official Basketball Box Score - Final  
**Southern Miss. at Troy**  
01/29/24 Trojan Arena, Troy, Ala.  
2023-24 Women's Basketball

Officials: Marla Gearhart, LaShonda Kidd, Ryan Durham









Southern Miss. - 70

Record: 9-9 (2-6)

NO.	Name	Min	FG	3P	FT	Rebounds	Fouls	TP	AS	TO	ST	Blocks	+/-
			M-A	M-A	M-A	OR DR TOT	PF FD					BS BA	
45	Melyia Grayson	C 36:24	6-10	0-0	2-2	5 4 9	3 4	14	1	1	1	1 0 -4	
2	Dominique Davis	G 38:33	11-23	1-5	11-12	2 6 8	3 9	34	3	4	0	1 0 -7	
3	Jacorrh Brace	G 37:53	6-14	0-1	3-3	3 9 12	2 2	15	1	7	3	0 1 -8	
4	Lani Cornfield	G 13:22	1-4	0-0	0-0	0 2 2	4 3	2	5	1	0	0 0 4	
12	Morgan Sieper	G 21:10	0-5	0-3	0-0	0 1 1	1 0	0	1	2	0	0 0 -12	
14	Nyia Jean	07:53	0-2	0-2	0-0	0 0 0	5 1	0	0	0	0	0 0 -2	
0	Brikeyia Gray	21:06	0-3	0-0	0-0	0 7 7	3 1	0	1	0	0	0 1 4	
20	Elle Blatchford	20:23	1-3	0-2	1-2	2 1 3	2 1	3	1	0	0	0 0 -7	
35	Ashja Leske	01:58	1-3	0-0	0-0	0 0 0	0 0	2	0	0	0	0 0 -2	
10	Mahogany Williams	01:38	0-0	0-0	0-0	0 0 0	0 0	0	0	0	0	1 0 -1	



# 2023-24 TROY TROJANS

<b>0</b>		<b>Gabbi carta-HEY-nuh</b> Guard   5-8   Junior Jackson, Ga. (Jackson HS)	23-24 Career	MIN 7.8 8.8	FG .234 .312	PTS 1.6 2.7	3FG .192 .286	FT 1.000 .805	<b>Last Game:</b> 1 reb <b>Notes:</b> <ul style="list-style-type: none"><li>• Rated 3-star recruit by Prospects Nation</li><li>• Made first career start at South Alabama on Feb. 24, 2023</li><li>• Scored over 2,500 points and grabbed over 1,000 rebounds in HS</li></ul>
<b>2</b>		<b>FELL-mess core-ON-guh</b> Forward   6-1   Senior Nakuru, Kenya (Tyler JC)	23-24 Career	MIN 10.7 24.2	FG .500 .434	PTS 5.3 11.8	3FG 1.000 .136	FT .500 .723	<b>Last Game:</b> DNP <b>Notes:</b> <ul style="list-style-type: none"><li>• Named All-Sun Belt First Team in 2020-21</li><li>• First female born in Kenya to play D-I basketball</li><li>• Has nine siblings</li></ul>
<b>3</b>		<b>muh-KYE-uh Hallmon</b> Guard   5-3   Senior Coushatta, La (Louisiana)	23-24 Career	MIN 30.5 20.8	FG .395 .376	PTS 16.4 10.4	3FG .313 .307	FT .781 .786	<b>Last Game:</b> 23 pts, 7 reb, 2 ast <b>Notes:</b> <ul style="list-style-type: none"><li>• Named Preseason All-Sun Belt First Team</li><li>• 2019 Shreveport Times Player of the Year</li><li>• Led Troy in scoring in 2022-23 (15.0 PPG)</li></ul>
<b>5</b>		<b>Zay DYER</b> Forward   6-1   Sophomore Atlanta, Ga. (Georgia State)	23-24 Career	MIN 16.0 20.4	FG .430 .477	PTS 6.5 6.5	3FG 1.000 .750	FT .686 .575	<b>Last Game:</b> 2 pts, 1 reb, 1 blk <b>Notes:</b> <ul style="list-style-type: none"><li>• Full name is Xaviera Alexandria Dyer</li><li>• Classified as "Best Rebounder" in Class 5A</li><li>• Brought her HS to Elite Eight in Georgia Playoffs</li></ul>
<b>10</b>		<b>tie-SHE-kuh poor-SHAY</b> Forward   6-1   Senior Camden, Ark. (Pensacola JC)	23-24 Career	MIN 28.7 28.2	FG .500 .487	PTS 15.1 13.4	3FG .000 .000	FT .756 .716	<b>Last Game:</b> 35 pts, 17 reb, 1 blk, SBC POTW <b>Notes:</b> <ul style="list-style-type: none"><li>• Named all-conference in both seasons with Pensacola JC</li><li>• NCAA Starting Five - averaged 20 points, 13.5 rebounds and hit game-winner against Louisiana (81-80) - Feb. 8, 2023</li><li>• Majoring in sports management</li></ul>
<b>11</b>		<b>juh-ME-uh HOLLINGS</b> Forward   6-2   Senior West Point, Miss. (East Mississippi CC)	23-24 Career	MIN 28.3 19.7	FG .434 .455	PTS 13.0 9.3	3FG .250 .291	FT .681 .674	<b>Last Game:</b> 15 pts, 12 reb, 1 stl, 1 blk <b>Notes:</b> <ul style="list-style-type: none"><li>• Led HS to Mississippi State Championship during sophomore season</li><li>• NCAA Starting Five (Feb. 1, 2023) - 21 points, 15 rebounds</li><li>• Nickname is "Stixxs"</li></ul>
<b>12</b>		<b>NEE-uh DANIEL</b> Guard   5-10   Senior Charlotte, N.C. (Alabama)	23-24 Career	MIN 25.3 18.8	FG .405 .367	PTS 12.1 8.0	3FG .296 .261	FT .692 .757	<b>Last Game:</b> 7 pts, 5 reb, 3 ast, 1 blk <b>Notes:</b> <ul style="list-style-type: none"><li>• Rated four-star guard by ESPN in HS</li><li>• SW4A Conference Championship Game MVP in 2018</li><li>• Father, Dwayne, played professional basketball in Spain</li></ul>
<b>13</b>		<b>Shaulana WAGNER</b> Guard   5-10   Junior Detroit, Mich. (Wabash Valley)	23-24 Career	MIN 25.2 --	FG .314 --	PTS 5.4 --	3FG .222 --	FT .522 --	<b>Last Game:</b> 1 pts, 9 reb, 6 ast <b>Notes:</b> <ul style="list-style-type: none"><li>• Led HS to 53-7 overall record</li><li>• Set Wabash Valley scoring record with 47 points</li><li>• Led Wabash to NJCAA National Tournament Elite 8 in sophomore season</li></ul>
<b>22</b>		<b>Sharonica Hartsfield</b> Guard   5-5   Junior Oklahoma City, Okla. (Putnam City West)	23-24 Career	MIN 16.9 20.1	FG .349 .273	PTS 2.2 3.4	3FG .250 .246	FT .529 .672	<b>Last Game:</b> 4 ast, 2 stl, 3 reb <b>Notes:</b> <ul style="list-style-type: none"><li>• Won Oklahoma State Championship in 2018</li><li>• All-State honors in track &amp; field (200m, 4x100m, 4x200m)</li><li>• Nickname is "Ronli"</li></ul>
<b>23</b>		<b>shuh-NYE-uh NUNN</b> Guard   6-0   Freshman Birmingham, Ala. (Fairfield HS)	23-24 Career	MIN 7.2 6.2	FG .235 .280	PTS 1.0 2.7	3FG .100 .286	FT .571 .588	<b>Last Game:</b> DNP <b>Notes:</b> <ul style="list-style-type: none"><li>• Awarded All-Metro/Jefferson County Team for six years</li><li>• Named ARCU Performance Student Athlete of the Year</li><li>• Tallied 18 double-doubles in 2021-22 for Fairfield HS</li></ul>
<b>24</b>		<b>Sara CARR-va-hall KAH-ro</b> Forward   6-3   Junior Sevilla, Spain (Monroe College)	23-24 Career	MIN 3.5 --	FG .267 --	PTS 0.7 --	3FG .000 --	FT 1.000 --	<b>Last Game:</b> DNP <b>Notes:</b> <ul style="list-style-type: none"><li>• Father, Modesto, played professionally in Spain</li><li>• Scored 11 points and rejected two shots in collegiate debut</li><li>• Led Monroe College in field goal percent in sophomore season at 52.9 percent</li></ul>
<b>32</b>		<b>lay-LONNIE OGG-munn</b> Guard   5-11   Junior San Jose, Calif. (Arkansas State)	23-24 Career	MIN 11.4 19.8	FG .500 .422	PTS 4.1 6.6	3FG .214 .227	FT .909 .783	<b>Last Game:</b> 2 pts <b>Notes:</b> <ul style="list-style-type: none"><li>• Cousin Stacy Augmon was drafted ninth in 1991 to Atlanta Hawks</li><li>• Led Silver Creek HS to first ever state championship in 2017</li><li>• Scored career high against Troy on Feb. 9, 2023 as a Red Wolf</li></ul>
<b>35</b>		<b>lay-LONNIE GUY-onn</b> Guard   5-10   Junior Orlando, Fla. (Eastern Florida)	23-24 Career	MIN 14.5 --	FG .374 --	PTS 5.1 --	3FG .262 --	FT .733 --	<b>Last Game:</b> 6 pts, 2 reb, 1 ast, 1 stl <b>Notes:</b> <ul style="list-style-type: none"><li>• Nickname is "Stitch"</li><li>• Writes songs and sings in her free time</li><li>• Won HS District Championship in 2019-20</li></ul>



**Chanda Rigby**  
Head Coach  
12th Season



**Jennifer Graf**  
Associate Head Coach  
12th Season



**Stephanie Murphy**  
Assistant Coach  
1st Season



**Chelsea Dungee**  
Assistant Coach  
2nd Season



**Hailey Kuhns**  
Director of Operations  
2nd Season

