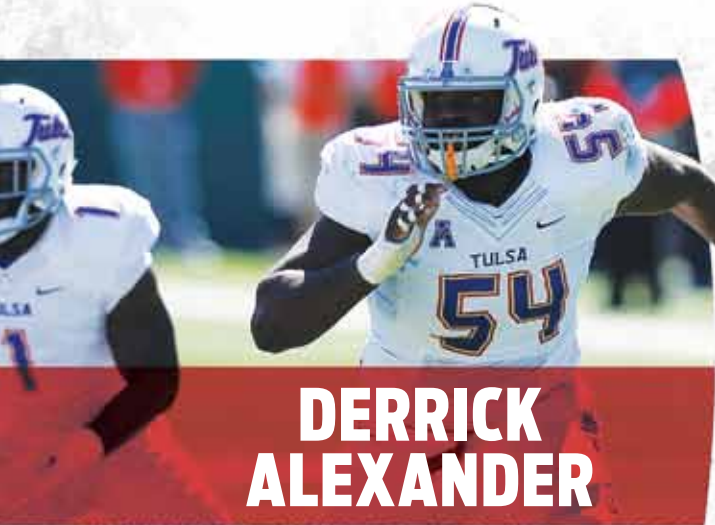


TULSA FOOTBALL

RECORD AND FACT GUIDE

2015



DERRICK ALEXANDER

And His Defensive Teammates Look For Solid Improvement This Year



After coordinating top-ranked offenses at Baylor, **Philip Montgomery** is in his first season as the Tulsa head coach



KEEVAN LUCAS

RETURNS AS ONE OF THE NATION'S RECEIVING LEADERS



PHILIP MONTGOMERY

FIRST-YEAR HEAD COACH



Montgomery takes the field for his first spring practice as the Golden Hurricane head coach.



Montgomery with the news media after being named the Tulsa head football coach in December 2014.



Before becoming the Tulsa head coach, Montgomery was one of college football's top assistant coaches as he poses with The Broyles Award, given to the Assistant Coach of the Year.



Philip Montgomery poses with his prized pupil Robert Griffin III and the 2011 Davey O'Brien Quarterback Award.

- ▶ Became Tulsa's 29th head football coach in December 2014

- ▶ Has logged nearly two decades of coaching experience

- ▶ Spent the past seven seasons at Baylor University, serving the majority of the time as offensive coordinator

- ▶ Was the coordinator and play-caller for the nation's best offense over the last four years

- ▶ Has coached in nine bowl games in his 12 years as a college assistant coach

- ▶ Led offenses that scored over 44 points and gained more than 570 yards per game in the past four seasons

- ▶ Has coached some of the nation's top quarterbacks, including 2011 Heisman Trophy winner Robert Griffin III, 2013 Big 12 Player of the Year, and 2012 All-American Nick Florence at Baylor and NFL QBs Kevin Kolb and Case Keenum at Houston

- ▶ Was considered as one of college football's top assistant coaches and was a finalist for the Broyles Award in 2013

TABLE OF CONTENTS

Introduction 1

Table of Contents.....	1
2015 Football Schedule	1
Tulsa Quick Facts	1
Media Information	2
American Teleconference Schedule.....	2
Numbers to Know	3
Montgomery Radio Call-in Show	3
Athletic Media Relations Staff.....	3
Directions to H.A. Chapman Stadium.....	3
The University of Tulsa	4
The City of Tulsa	5
H.A. Chapman Stadium.....	6-7
Case Athletic Complex.....	7
Notes Page.....	8

Players 9

2015 Season Preview	10-13
2015 Depth Chart.....	14
2015 Returning Letterwinners	14
Pronunciation Guide.....	15
2015 Team Analysis.....	15
2015 Numerical Roster	16-17
2015 Alphabetical Roster	18-19
Player Profiles	20-41
Returning Walk-on Athletes	42-43
Newcomers Roster	44
Tulsa Newcomer Profiles.....	44-46
Notes Page.....	46

Staff 47

Head Football Coach.....	48-49
Coaching Staff	50-55
Football Support Staff.....	56
University President	57
Director of Athletics.....	58

2014 Review 59

2014 Game-by-Game Review	60-65
2014 Season Results	66
2014 Team and Individual Statistics.....	66-69
2014 Tulsa Individual Superlatives	70
2014 Tulsa and Opponent Season Highs and Lows	70
2014 Opponent Individual Superlatives	71
2014 Starting Lineups.....	71
2014 Team Game-by-Game Summaries.....	72
2014 Individual Game-by-Game Offensive Stats	73
2014 Individual Game-by-Game Tackle Chart.....	74
2014 Participation Chart.....	75
Notes Page.....	76

American Athletic Conference 77

American Athletic Conference Profile.....	78
2014 AAC Standings.....	79
2014 AAC Team & Individual Statistics	80-82
2015 AAC Composite Schedule.....	83
The AAC Bowl Lineup.....	84
2015 Bowl Schedule	85
Notes Page.....	86

Opponents 87

2015 Opponents	88-90
Series History Against 2015 Opponents.....	91-92

History 93

Tulsa Football Historical Review	94-102
Tulsa's Hurricane Bowl History	103-109
Pro Football Hall of Fame Inductees.....	109
Retired Jerseys	110
National Awards.....	110
All-Americans.....	111
Tulsa's Pro Draftees.....	112-113
Hurricane in All-Star Games.....	114
Current NFL Players	114
Tulsa's Conference History.....	115
All-Conference Selections	116-118
Conference Honors	117

Records 119

Tulsa's NCAA Records/Annual Champions.....	120-121
Individual Season Leaders.....	122-126
Tulsa Team Records.....	127-128
Tulsa Individual Records.....	129-130
Opponent Team Records.....	131-132
Game Streaks.....	132
Tulsa Year-By-Year Offensive Totals	133
Opponent Year-By-Year Offensive Totals	133
Longest Plays	134
Hurricane 100-Yard Receivers	135-136
Hurricane 300-Yard Passers	137
Hurricane 100-Yard Rushers.....	138-140
Top-10 Single Game Performances	141
Top-10 Single Season Performances	142
Top-10 Career Performances	143
Top Crowds to See Tulsa Play.....	144
Series Records vs. All Opponents	145-146
Tulsa in Overtime.....	146
All-Time Head Coaching Records.....	146
Top 10 Winningest Coaches.....	146
Season-by-Season Review	147-149
Tulsa Won-Lost Records.....	149
Tulsa Athletic Hall of Fame	150
Homecoming Game Results.....	151
Tulsa in the National Polls	151
All-Time Results.....	152-167
Notes Page.....	168

Tulsa Quick Facts

Location: Tulsa, Oklahoma
Enrollment: 4,682 (3,429 undergraduates)
Founded: 1894
Nickname: Golden Hurricane
Colors: Old Gold, Royal Blue, Crimson
Affiliation: NCAA Division I-A
Conference: American Athletic Conference
President: Dr. Steadman Upham
Faculty Representative: Christopher Anderson
VP & Director of Athletics: Dr. Derrick Gragg
Head Football Coach: Philip Montgomery, 1st year
 Overall Record: 0-0
 School Record: same
2014 Record: Won 2, Lost 10
2014 AAC Record: Won 2, Lost 6 (Tie-8th place)
Offense: Spread
Defense: 4-3
Stadium: Skelly Field at H.A. Chapman Stadium (30,000)
Surface: FieldTurf



2015 Tulsa Football Schedule

Sept. 5	FLORIDA ATLANTIC (CBS SN) 2:30 pm	
Sept. 12	at New Mexico (ESPN3)	7:00 pm
Sept. 19	at Oklahoma (Fox 1)	11:00 am
Oct. 3	HOUSTON*	TBA
Oct. 10	LOUISIANA-MONROE	TBA
Oct. 17	at East Carolina*	TBA
Oct. 23 (Fri)	MEMPHIS* (ESPN) 7:00 pm	
	HOMECOMING	
Oct. 31	at SMU*	TBA
Nov. 7	UCF*	TBA
Nov. 14	at Cincinnati*	TBA
Nov. 21	NAVY*	TBA
Nov. 27 (Fri)	at Tulane*	TBA
Dec. 5	AAC Championship Game	TBA

*American Athletic Conference Games
BOLD indicates home games
 All Game Times are Central Time Zone

INTRO

PLAYERS

STAFF

REVIEW

AMERICAN ATHLETIC CONFERENCE

OPPONENTS

HISTORY

RECORDS

Media Information

Credentials

Requests for working press credentials for Tulsa's home football games must be sent to the Athletic Media Relations Office by mail or emailed on company letterhead to donald-tomkalski@utulsa.edu.

Members of the electronic media and those daily and Sunday papers covering Tulsa and its opponents on a regular basis will receive first priority for credentials. If space permits, every attempt will be made to honor other requests.

Credentials will not be mailed. Credentials can be picked up at the TU Athletic Media Relations Office during the week of the game or on gameday three hours prior to kickoff at the press will call window at the corner of Gary and Florence Avenues.

All credentials are non-transferable and are limited to members of the working media only. Your cooperation in this matter will help ensure the best possible working conditions in the H.A. Chapman Stadium Press Box and on the sidelines.

Parking

Media parking will be located in two locations: the Mabee Gym West Parking Lot (the corner of 8th Street and Florence Ave; enter on 8th Street from the west at Delaware Ave.) and the Blue Lot (the corner of 8th Street and Harvard Ave; enter 8th Street from the east at Harvard Ave.). **PROPER PARKING CREDENTIAL WILL BE NEEDED FOR ENTRANCE TO THESE LOTS.** These parking credentials are issued by the Athletic Media Relations office. A limited number of parking spaces are available, therefore, members of the electronic media and those daily and Sunday papers covering Tulsa and its opponents on a regular basis will receive first priority. In order to park satellite trucks or vehicles for radio remotes contact the TU Athletic Media Relations Office in advance of the game.

Television Live Truck Parking

Parking for Television Live Trucks is located on Florence Avenue at the corner of 8th Street and Florence Ave. TV pedestals are located there. The proper **MEDIA PARKING CREDENTIAL** will be issued for this area. You can access this parking lot from the west only, of Delaware Ave. and coming down 8th Street. Arrangements for TV stations must be made in advance.

Press Box

The press box is located on the west side of H.A. Chapman Stadium. The Working Press Level is located the fourth floor of the Press Box. In addition to print media, **Radio and TV Broadcast Booths are also located on the fourth floor.** There is a TV Photo Deck located on the fifth floor. This level accommodates team video and and television film crews.

Internet, Telephones

Wireless and hardwire internet connections are available in the H.A. Chapman Stadium Press Box. Phones, stat monitors and TV monitors are available to the media in the press box as well.

Post-Game Interview Policy

The Tulsa locker room is closed. Head Coach Philip Montgomery will be available to the media in the Lettermen's Lounge in the Case Athletic Complex for approximately 10 minutes prior to his radio show. In addition to Coach Montgomery, requested Tulsa players will be available to the media as well. For home games, the visiting team has access to a post-game interview room at the back entrance to the team locker room.

Photographers

Photographers are reminded that credentials must be properly displayed at all times. Photographers can transmit photos from the Case Athletic Complex Lettermen's Lounge. Enter the main entrance on the west side of the building from the plaza level. Wireless and hardwire internet connections are available.

Sideline Policy

All non-team personnel including **photographers are not permitted in either teams' bench area (between the 25-yard lines) and must stay behind the 12-foot restraining line that surrounds the field. Media can get from north to south by passing behind the benches.**

Player Interviews

All requests for interviews with Tulsa players should be made through the Athletic Media Relations Office. Please make your request a day in advance to allow enough time to arrange the interview. The best time for extended interviews is normally between 10:00 a.m. and

1:00 p.m., depending on the players' class schedules and team obligations. Television stations usually will be able to do interviews of a shorter duration after practice, but make arrangements with the athletic media relations office. **The last time for player interviews is Thursday following practice, except on non-Saturday game weeks. Contact the athletic media relations office for exact days and times of media availability for non-Saturday game weeks.**

Media are asked to set-up all player and coach interviews by calling the athletic media relations office.

Covering Practice

Tulsa's practices are closed to the public. **Television video and photography of practice is allowed between Tuesday-Wednesday for a select period of time.** Practices will be held at H.A. Chapman Stadium and Harwell Field. Head Coach Philip Montgomery and players (depending on class schedules) are usually available for interviews prior practice. Please contact the Athletic Media Relations Office earlier in the day to request interviews and to check on practice times.

Tulsa Weekly News Conferences

Tulsa Head Coach Philip Montgomery will meet with the media usually on Tuesday's throughout the season for his weekly news conference. Select players will be made available following Coach Montgomery. News conferences will be held from 12 noon to 12:45 pm in the Lettermen's Lounge in the Case Athletic Complex (north end zone building). Enter through the main entrance on the west side of the building. All working media are encouraged to attend. A schedule of weekly press conferences can be obtained by contacting the athletic media relations office. All other requests for interviews with Coach Montgomery should be directed to the Athletic Media Relations Office.

AMERICAN ATHLETIC CONFERENCE TELECONFERENCE

The American Athletic Conference will coordinate a weekly teleconference of the league's 12 head football coaches, beginning Monday, Aug. 31, and continuing each Monday through Nov. 23

Each coach will be available for 10 minutes.

Media members who wish to access the teleconference should contact Chuck Sullivan at the American Athletic Conference for the phone number at csullivan@theamerican.org or 401-453-0660.

For those who are not able to participate during the live teleconference, an archive of each call will be available on the American Athletic Conference website at www.TheAmerican.org, shortly after the call's completion.

The call begins at 11:00 a.m. ET (10:00 a.m. CT), with the order of schools as follows:

Eastern Time	Central Time	Coach
11 a.m.	10 a.m.	Ken Niumatalolo, Navy
11:10 a.m.	10:10 a.m.	Chad Morris, SMU
11:20 a.m.	10:20 a.m.	Bob Diaco, UConn
11:30 a.m.	10:30 a.m.	Ruffin McNeill, East Carolina
11:40 a.m.	10:40 a.m.	Philip Montgomery, Tulsa
11:50 a.m.	10:50 a.m.	Tom Herman, Houston
Noon	11 a.m.	Tommy Tuberville, Cincinnati
12:10 p.m.	11:10 a.m.	Willie Taggart, USF
12:20 p.m.	11:20 a.m.	Matt Rhule, Temple
12:30 p.m.	11:30 a.m.	Justin Fuente, Memphis
12:40 p.m.	11:40 a.m.	George O'Leary, UCF
12:50 p.m.	11:50 a.m.	Curtis Johnson, Tulane



Numbers To Know

Area Code - 918

Press Box.....	631-5513/631-5514
Athletic Media Relations Fax.....	631-3913
Athletics Administration.....	631-2381
Athletics Administration Fax.....	631-3670
Football Office.....	631-2393
Football Fax.....	631-2127
Athletic Web Site.....	www.tulсахurricane.com
Twitter.....	@TulsaHurricane
Football Twitter.....	@TulsaFootball
Facebook.....	TulsaHurricane
Football Facebook.....	TulsaFootball

The Philip Montgomery Radio Call-in Show

The Philip Montgomery Radio Call-in Show will air on normally on Mondays, from 7-8 pm. The show is located at Naples Flat Bread Wine Bar in downtown Tulsa (201 S. Denver Avenue). The show can be heard on Big Country 99.5 FM .

Aug. 31	No Show -	Oct. 19	Nov. 16
Sept. 7	Sept. 28	Oct. 26	Nov. 23
Sept. 14	Oct. 5	Nov. 2	Nov. 30
Sept. 21	Oct. 12	Nov. 9	



collegepressbox.com
EVERYTHING BUT THE PRE-GAME MEAL

CollegePressBox.com is the official media website for American Athletic Conference football. Access and download weekly game notes, statistics, media guides and more for the conference and each of its member schools throughout the season. Login information will be distributed by the conference office to accredited media or you can apply for a password by sending an e-mail to password@collegepressbox.com.

This publication has been provided to assist you in your coverage of Tulsa football. We hope that it will be an invaluable asset to you during the 2013 season. Specific requests for other items should be directed to Don Tomkalski, Associate Athletics Director for Communications, 800 South Tucker Avenue, Tulsa, Okla. 74104-3189.

The 2015 Tulsa Media Guide is published by The University of Tulsa Athletic Media Relations Office and printed by Transcript Press of Norman, OK.

Photographic contributions made by the Dave Crenshaw, John Lew, Erik Campos, Brett Rojo, Walt Beazley, Dennis Hubbard, Miami Dolphins, Tulsa Metro Chamber of Commerce and the Tulsa World.

The University of Tulsa is an equal opportunity/affirmative action institution. For EEO/AA information, contact the Office of Legal Compliance at (918) 631-2423; for disability accommodations, call (918) 631-2315.

Athletic Media Relations Staff



Don Tomkalski

Senior Associate AD/Communications
Football Contact
Email: donald-tomkalski@utulsa.edu
Office: 918-631-3200
Cell: 918-640-0683



Stephanie Hall

Director of Media Relations
Email: stephanie-hall@utulsa.edu
Office: 918-631-2163
Cell: 918-232-2393



Eric Hollier

Assistant Director
Football Secondary Contact
Email: eric-hollier@utulsa.edu
Office: 918-631-2492
Cell: 225-978-4590



Drake Allen

Media Relations Assistant
Email: drake-allen@utulsa.edu
Office: 918-631-3720
Cell: 205-826-7150

Directions to H.A. Chapman Stadium

From: West (Oklahoma City)

1. Take I-35 North to I-44 East/Turnpike exit.
2. Take I-44 to I-244 East exit.
3. Take I-244 to Harvard Ave. exit, turn right at stoplight.
4. Turn right on 8th Street. Skelly Stadium is on your left.

From: East (from I-244)

1. Take US-169 North towards Owasso.
2. Exit US-169 at I-244/US-412 toward Tulsa/Joplin.
3. Take I-244 West, exit at Harvard Ave.
4. Turn left at stoplight.
5. Turn right on 8th Street. Skelly Stadium is on your left.

From: North (from I-35)

1. Exit I-35 at US-412 East/Cimarron Turnpike.
2. Take US-412 to Harvard Ave.
3. Turn right on Harvard Ave. at stoplight.
4. Turn right on 8th Street. Skelly Stadium is on your left.

From: South (Dallas)

1. Take I-35 North.
2. Take I-40 East/I-35 North/US-62 East, exit toward Wichita/Ft. Smith.
3. Take I-35 North to I-44 East.
4. Take I-44 East/Turnpike exit.
5. Take the I-244 East exit.
6. Exit on Harvard Ave., take right at stoplight.
7. Turn right on 8th Street. Skelly Stadium is on your left

The University of Tulsa

As a comprehensive, doctoral degree-granting institution, The University of Tulsa provides undergraduate, graduate and professional education of the highest quality in the arts, humanities, sciences, business, education, engineering, law, nursing, and applied health sciences.



The University's mission is nurtured and supported by:

- exceptional faculty, who draw students into the pursuit of knowledge, introducing them to the pleasures and responsibilities of the life of the mind in a challenging world, and who include in their numbers the 1998-99 Carnegie Foundation Professor of the Year for all U.S. doctoral and research universities, a national Carnegie Foundation Pew Scholar, a Carnegie Foundation Professor of the Year for Oklahoma, a member of the National Academy of Engineering, several Fulbright Fellows and four Fellows of the Institute for Advanced Study;
- a humanities-based general curriculum that stimulates scientific, social, and artistic inquiry, while stressing competence in oral and written communication;
- graduate, professional, and research programs that foster advanced theoretical development, promote professional preparation, enhance the quality of the faculty, and extend the University's international reach;
- substantial library resources and information technology that support research and classroom learning;

- a residential campus that fosters a sense of community and integrates curricular and extracurricular life; and
- abundant opportunities for students to undertake community service, internships and study abroad; to participate in substantive research, often as early as the freshman year; and to study and reflect in ways that foster intellectual, spiritual, and moral growth.

TU's 230-acre campus is located two miles east of downtown Tulsa, a city with a population of about 400,000 and a metro population of more than 900,000. The city's remarkable cultural, technological and economic resources nourish the university's mission and enrich its life, just as the university, in turn, enriches the city.

In its vibrant urban environment, The University of Tulsa offers a diversity of learning experiences, a balance between career preparation and liberal education, teaching, and research, and endeavors to instill in its students an understanding that stature as an individual and value as a member of society depend upon continual learning.

TU Fact Sheet

Location: Tulsa, Oklahoma (population 550,000)

Founded: 1894

Institution Type: Private, doctoral degree granting, accredited, coeducational

Affiliation: Nondenominational; founded by the Presbyterian Church (U.S.A.) in 1894

Enrollment: 4,682 (3,473 undergraduate, 1,209 graduate and law)

Programs: 61 undergraduate, 36 graduate, 12 doctoral

Average class size: 210

Student/faculty ratio: 11 to 1

Full-time faculty: 320

Endowed chairs and/or professorships: 42

Average ACT score (2014 freshman class): 29

Average SAT score (2014 freshman class): 1260

Top ten percent of high school class (2014 freshman class): 75 percent

National Merit Finalists: 1 in 10 of all undergraduates is a National Merit Finalist

TU Presidential Scholars: 271

Students from multicultural/international backgrounds:
Multicultural 18 percent; International 20 percent

Percentage receiving some type of financial aid: 84 percent

Competitive Scholarships

Since 1995, TU students have received:

- 62 Goldwater Scholarships
- 59 National Science Foundation Graduate Fellowships
- 18 Fulbright Grants
- 11 Truman Scholarships
- 11 Phi Kappa Phi Graduate Fellowships
- 9 Morris K. Udall Scholarships
- 9 Department of Defense Fellowships
- 5 British Marshall Scholarships

Athletics: Division I – 18 men's and women's teams

Conference: American Athletic


Nickname: Golden Hurricane

Colors: Old Gold, Royal Blue, Crimson



Tulsa, Oklahoma — “Green Country”

Tulsa is nestled in the northeastern quadrant of Oklahoma, right in the heart of “Green Country.” The rolling green hills and wooded terrain of the city lies at an elevation of 700 feet above sea level and offers a temperate climate. Tulsans enjoy 227 days of sunshine a year and an average daily temperature of 61 degrees. The rainfall average is approximately 40 inches, and continually changing conditions occur in the city during all four seasons.



What began as Tulsee Town in 1836 under a sturdy oak tree, which still stands today at 18th and Cheyenne Streets, is today the second largest city in Oklahoma. Ask people to describe Tulsa, and you'll likely get many different answers. It was a city forever changed by the discovery of oil in 1901. It is home to art deco treasures and nationally renowned museums. Its African American heritage left its mark, in both the business and music worlds. And it's a city of nostalgia and special memories for countless Americans due to its location on historic Route 66.

Tulsa boasts a widely diversified business base, including aerospace, telecommunications, manufacturing, construction, high technology, healthcare, education, transportation and energy.

Tulsa has the second shortest commute time in the nation, ranks 15th in the nation for the highest rate of high school graduation and boasts a cost of living at 11.5 percent below the national average while the

county per capita income is 20.7 percent above the national average.

Tulsa, one of “America’s Most Livable Communities,” is known as the Mecca for arts in Oklahoma. Art deco masterpieces are prevalent in many of our downtown buildings and churches. Spectacular works of art dot the trails of our beautiful River Parks. From the Tulsa Ballet and Tulsa Opera, to Broadway plays and musicals at the Performing Arts Center, to the Philbrook and the largest collection of Western American art at the Gilcrease, Tulsa’s rich cultural legacy greatly enhances our citizen’s quality of life.

The BOK Center hosts the top names in entertainment, as well as major sporting events including the 2011 NCAA Basketball Second & Third Rounds.

For a great shopping experience, a visit to Cherry Street or Utica Square is a must, and for those who would rather spend the afternoon on the links, Tulsa

has several exclusive golf courses to choose from. During summer months, Rodgers and Hammerstein’s classic musical, Oklahoma!, is performed at the Discoveryland amphitheater where a barbecue dinner and roping lessons add to the evening’s entertainment. Tulsa is also home to several outstanding events too numerous to list, but those worth a mention include Mayfest, Oktoberfest and the Tulsa Pow Wow of Champions.

The Tulsa Port of Catoosa is acclaimed as one of the largest, most inland river-ports in the United States. The Tulsa International Airport offers direct service to most major U.S. cities and is another important contributor to our economic growth.

Ten higher education facilities serve the metropolitan Tulsa area. Options range from community college and vocational studies to undergraduate, graduate, and professional degree programs at both public and private universities.

INTRO

PLAYERS

STAFF

REVIEW

AMERICAN ATHLETIC
CONFERENCE

OPPONENTS

HISTORY

RECORDS

Skelly Field at H.A. Chapman Stadium

Skelly Stadium received a new name in April 2007, changing to Skelly Field at H.A. Chapman Stadium. The stadium underwent a major facelift in the summer of 2008. On September 20, 2008, Tulsa opened the renovated stadium with a 56-14 victory over New Mexico.

On April 24, 2007, President Steadman Upham announced during his opening remarks at the school's annual All-Sports Banquet that the University had, within the past two hours, received the naming gift for renovation of the football stadium.

The H.A. and Mary K. Chapman Trust provided the financial gift for half of the estimated cost for renovation of the H.A. Chapman Stadium. Trustees of the H.A. and Mary K. Chapman Trust are Donne Pitman and Jerry Dickman. Following the 2007 football season, a complete renovation of H.A. Chapman Stadium began.

The stadium now has a capacity of 30,000.

When the stadium was constructed in 1930 it was originally named Skelly Field, but was changed to Skelly Stadium in 1947 when 5,000 seats were added to north end zone.

For more than 80 years, Skelly Field has been the home field for University of Tulsa football.

Opening Skelly Field was a dream come true for Coach Elmer "Gloomy Gus" Henderson. Before Tulsa played its

Ground-breaking ceremonies were held on May 11, 1930 and the building race was on to complete the stadium for the upcoming season.

Skelly Field opened on October 4, 1930 against Arkansas. Although it had a seating capacity of 14,500, records show that 13,000 spectators were on hand for the game.

On the opening kickoff of the first game, Arkansas fumbled and end Johnny Potts recovered for Tulsa. On the first play from scrimmage Billy Boehm scored the first touchdown in the north end zone of the stadium. Later, Chet Benefiel scored the first touchdown in the south end zone. Tulsa went on to win the contest by a score of 26-6.

Since that day, some of college football's greatest stars have graced Skelly Field. Opponents the likes of Sammy

Baugh, Ollie Matson, Bob Fenimore, Walt Garrison, Gino Toretta, Keith Jackson and Ladainian Tomlinson are a few of the games' greatest to step on the Skelly Field turf.



The stadium renovation included new seating throughout the stadium, restrooms, concession areas, new press box with luxury suites and club level seating, and a new scoreboard on the south side of the stadium, among other amenities. A new FieldTurf was installed in April 2008.

The steel structure on the stadium's west side was removed, substantially improving the aesthetics of the facility. The new structure on the west side has an exterior finish of pre-cast concrete panels trimmed with cast stone. This returns the façade to the original architecture of the stadium, keeping the traditional look and feel of other campus structures

home games in Skelly Field the Golden Hurricane used McNulty Park, the minor league stadium that was the forerunner of Oiler Park. McNulty was located near the corner of 11th street and Elgin.

An unprecedented wave of prosperity swept over America in 1928 and wealthy Tulsa oil men began listening to Henderson's dream. The trustees were proceeding with plans for a stadium on faith that a donor would appear. In April, 1930, William Skelly, a long-time friend of the University, gave \$125,000 to the stadium fund if another \$175,000 could be raised. The remaining money was raised by Tulsa businessmen who organized the Stadium Corporation of Tulsa.

Tulsa's own Glenn Dobbs in the 1940s, the passing combination of Heisman Trophy runners-up Jerry Rhome and Howard Willey in the 1960s, reknown receivers Steve Largent and Drew Pearson in the 70s, the 1980s Palomino Express of Micheal Gunter and Ken Lacy and the stars from the 1991 Freedom Bowl Championship team thrilled Hurricane fans through the years.

In 2003, Tulsa's Humanitarian Bowl team excited fans by averaging over 37 points in six home games, while in the 75th anniversary year of Skelly Field the 2005 squad won the Conference USA Championship and advanced to a second bowl game in three years.



The highest attended game in stadium history was 47,350 on September 26, 1987 against No. 1 - ranked Oklahoma.

Stadium Highlights

1930 — Groundbreaking ceremony for the 14,500 seat Skelly Field occurred on May 11. The first football game was played on Oct. 4, 1930 in front of a crowd of 13,000. Tulsa defeated Arkansas 26-6.

1938 — TU traded Skelly Field to the Tulsa Public Schools for the Philtower Building lot at 5th and Boston. TU began to lease the stadium from the board of education.

1947 — Lease renewal for Skelly Field was signed. The 5,000 seat north end zone stands were added and the scoreboard moved to the south end zone. Skelly Field was the original name, but changed to Skelly Stadium when the north end zone seats were added.

1953 — In August, former TU star Jim Finks played for the Pittsburgh Steelers in an exhibition game against the Chicago Bears before a crowd of 10,000.

1956 — On June 18, Evangelist Reverend Billy Graham held a one-night rally and set what was to that date a stadium record crowd of 28,000.

1960 — Newly formed American Football League entries, Houston Oilers and Dallas Texans, met in an exhibition contest in August.

1964 — The stadium corporation was reorganized and it planned to build two high school stadiums (LaFortune and McLain) in exchange for Skelly Stadium.

1965 — Skelly Stadium was enlarged to 40,235 seats at a cost of \$1,250,000. The track was removed, the field lowered and box seats added. The excavated dirt was used to support the new south end zone stands. Seating was added to the west stands plus a new two story press box, escalator and elevator. Work was completed in August.

1966 — The third story photo deck was added to the press box. Skelly Stadium turned into a baseball field for one game on May 5. The St. Louis Cardinals baseball club played their triple-A farm team, the Tulsa Oilers, in an exhibition game. The contest drew a crowd of 18,904, which saw the Cards beat Tulsa 5-4.

1968 — Skelly Stadium was returned to the University.

1972 — Tartan turf was installed in the summer months.

1977 — Professional soccer made its debut at Skelly Stadium with a preseason game.

1978 — The Tulsa Roughnecks, an NASL professional soccer team, moved into Skelly Stadium.

1979 — Getty Oil Company and Getty Refining and Marketing Company made a \$350,000 grant for refurbishing and repairs to the Stadium.

1980 — A modern scoreboard and animated message center was installed above the south stands. The sign package was donated by Dr. Pepper, KJRH Television and Getty Refining and Marketing Company. The largest crowd for soccer occurred on April 26 when the Roughnecks met the New York Cosmos before 30,831 fans.

1987 — The largest crowd in Skelly Stadium history, 47,350, saw Tulsa lose to the nation's number one-ranked Oklahoma Sooners, 65-0.

1982 — A new artificial turf was installed and the lighting system was replaced.

1984 — A new scoreboard above the north end zone and 25-second clocks were added in each end zone.

1991 — Stadia Turf, a new artificial surface, was installed in the summer. The football season had the highest season attendance average in school history with an average of 31,236 fans for seven home games.

1993 — A new scoreboard was erected in the south end zone. It was completed just one day before the home opener on September 18.

2000 — New FieldTurf was installed in the summer. The synthetic artificial turf looks and feels like natural grass. The visiting team locker room was refurbished.

2003 — Installed new stadium lighting.

2005 — The north end zone stands were demolished in February, thus clearing way for the new Case Athletic Complex. The stadium seating was reduced from 40,385 to 35,542.

2007 — The Case Athletic Complex in the north end zone was completed in June; and on April 24, it was announced that the H.A. and Mary K. Chapman Trust has provided the financial gift for half of the estimated cost for renovation of the newly named H.A. Chapman Stadium.

2008 — The H.A. Chapman Stadium underwent major renovation and now has a new stadium capacity of 30,000.

2013 — A new playing surface, FieldTurf Revolution Cool Play featuring cork and rubber, was installed in the spring of 2013, as was an 80-foot LED electronic sign located on the south end zone field level wall.



Case Athletic Complex

The Case Athletic Complex opened in June 2007, less than three years after the plans were unveiled for the facility that houses Golden Hurricane football.

On November 11, 2004, University of Tulsa President Steadman Upham unveiled plans for the Case Athletic Complex to be located in the north end zone of Skelly Stadium. Excavation began on January 13, 2006.

The 30,000 square foot complex was built at a cost of \$10 million, and it began phase one of the renovation of Skelly Field. Phase Two began following the 2007 football campaign, when Skelly

Field at H.A. Chapman Stadium underwent major renovations.

The Case Athletic Complex, named for Mike Case, a developer and philanthropist who made a significant financial gift for the project, houses football coaches offices, meeting rooms, game day suites, academic support center for all student-athletes, football locker room and equipment room, athletic training room, video production suite and Lettermen's Club suite.

The facility provides the Tulsa football program with an exceptional every-day use facility, as well as providing all TU student-athletes with an area dedicated to academic enhancement.

INTRO

PLAYERS

STAFF

REVIEW

AMERICAN ATHLETIC CONFERENCE

OPPONENTS

HISTORY

RECORDS

NOTES





Tulsa returns 18 starters to the 2015 roster, including 10 on offense, six defensive starters and two specialists.

PLAYERS

INSIDE

2015 Season Preview	10-13	2015 Alphabetical Roster	18-19
2015 Depth Chart	14	Player Profiles	20-41
2015 Returning Letterwinners	14	Returning Walk-on Athletes	42-43
Pronunciation Guide	15	2015 Newcomers Roster	44
2015 Team Analysis	15	2015 Tulsa Newcomer Profiles	44-46
2015 Numerical Roster	16-17	Notes Page	46

2015 Tulsa Season Preview

“We have to fight each and every play. We have to be machine-like on the field. We have to make sure we hold on to momentum when we have it.” — PHILIP MONTGOMERY

“We have to fight each and every play. We have to be machine-like on the field. We have to make sure we hold on to momentum when we have it.”

Those were the words of Tulsa’s Philip Montgomery, the first-year head coach of the Golden Hurricane, as he surveyed his team and focused on what it will take to be successful.

Montgomery brings a high-powered, up-tempo mentality to the offensive side of the ball, one that helped put Baylor football at the top of the national offensive statistics nearly every year.

Tulsa returns 54 lettermen to a team that is only three years removed from a conference championship and bowl victory. The Hurricane returns 10 starters to the offensive side of the ball, where Montgomery’s spread-style offense will utilize the speed, quickness and length of the Tulsa players.

A defense that gave up the most points and yards per game in school history “feels like they have something to prove,” is the way Montgomery explained it. Tulsa’s defense has six returning starters and another seven players who have started at least one game in their careers.

Here’s a look at the position breakdown for the Hurricane in 2015:

THE OFFENSE

QUARTERBACK

“In the spring, the quarterback spot was one that we felt like we had to put a lot of emphasis on,” said Montgomery. “The whole group did a good job of taking the coaching, implementing what we were doing offensively and trying to improve each day.”

Dane Evans (6-1, 218) brings the most experience to the quarterback position for the Hurricane in 2015. The junior threw for 3,102 yards and 23 touchdowns a year ago, while hitting the 4,000-yard plateau in 20 career games in his first two seasons. Evans began the 2014 season with a career-best 438 yards and four passing touchdowns in an opening win over Tulane.

Joseph Calcagni (6-1, 212) brings a maturity level to the quarterbacking position as a fifth-year senior. He has seen action in just nine career contests, while throwing for 179 yards and one touchdown.

Newcomer **Chad President** (6-3, 205), a true freshman from Temple High School, enrolled in January at Tulsa and participated in spring drills. President led his prep team to 13-2 record and the Texas Class 5A state championship game, while passing for 2,391 yards and rushing for 868 yards as a senior.

Sophomore **Ryan Rubley** (6-3, 220) and red-shirt freshman **Jabe Burgess** (6-2, 217) add depth to the quarterback position, as does another true freshman, **Will Hefley** (6-5, 205). As a *Parade Magazine* honor-



COACH MONTGOMERY

able mention All-American in 2014, Hefley passed for 4,897 yards and 62 touchdowns in leading his Pulaski Academy (Ark.) team to a 13-1 record and the Class 5A state title in 2014.

“We won’t name a starter until we get closer to our first game, but between Dane, Joe and Chad, and I thought Ryan picked up things later in the spring — those four guys will be battling,” said Montgomery. “I thought all of them did a good job of improving.”

“I thought Dane looked dramatically different from day one to the last day of spring. Joe got better



JAMES FLANDERS

and better, and both Chad and Ryan are so young, it will take time and we’ll see how fast they progress,” added Montgomery.

RUNNING BACK

The running back position has the potential to be dynamic in the Tulsa offense and may once again be ‘running back by committee’. Five returning players combined for 1,519 rushing yards last season.

Senior **Zack Langer** (6-0, 218), who has had an injury-plagued career, had a breakout year in 2014 as he gained 80.1 yards per game, which ranked second in the American Athletic Conference. Langer missed two games with injury, but totaled four 100+ rushing games. Junior **James Flanders** (5-10, 203) gained 456 yards on the ground in his first real playing time in the backfield for the Hurricane.

Langer and Flanders are listed at the up-back position in the backfield, and are joined by newcomer **Javon Thomas** (6-2, 215) and sophomore **Daalen McClendon** (5-10, 229). A back with great size, Thomas totaled 1,784 yards on the ground and 511 receiving yards in his career at Texas High School.

A youngster who saw valuable playing time in 2014 as a true freshman, **D’Angelo Brewer** (5-9, 185) came out of the spring listed first on the depth chart at the running back slot. A former high school quarterback, Brewer adjusted well to the running back position in his first season, gaining 128 yards on 39 carries.

Ramadi Warren (5-9, 205) and **Tavarreon Dickerson** (5-9, 185) bring some elusiveness to the back-





TAVARREON DICKERSON

field as well. Warren had a solid spring as the red-shirt freshman brought terrific prep numbers to campus a year ago, rushing for over 1,400 yards and scoring 25 TDs for Memphis Whitehaven High School in 2013. Dickerson, a transfer from Trinity Valley College a year ago, gained 132 yards in an injury-plagued season that limited him to nine games and just 34 carries.

"As we got into spring ball, I thought our running back position could potentially be one of our more dynamic spots," said Montgomery. "D'Angelo, TD and Ramadi bring a little something different, while Zack and James can really provide a lot of power."

Sophomore **Rowdy Simon** (5-8, 201), who saw playing time in 2014 mostly on special teams, adds depth to the position.

RECEIVER

Tulsa returns two receivers that, by the end of the season, should be among the top-10 receivers in school history.

Junior **Keevan Lucas** (5-10, 198) and senior **Keyarris Garrett** (6-4, 221) totaled nearly 2,000 yards and 16 touchdowns last year, while combining for 3,282 yards and 26 touchdowns in their careers.

Lucas had team-leading totals of 1,219 yards and 11 touchdowns on 101 receptions, while ranking among NCAA leaders in those categories. Garrett, coming back from a leg injury that sidelined him for all but two games in the 2013 season, caught 47 passes for 698 yards and five TDs a year ago.

Experience in the Tulsa receiving corps doesn't stop with Garrett and Lucas, as there were four more players who earned starting assignments a season ago. In all, Tulsa returns receivers who have caught 349 passes for 4,376 yards and 31 touchdowns in their careers for the Hurricane.

"We have some weapons and some uniqueness

to our receiver corps," said Montgomery. "We have some guys with speed, some with length, and some guys that are quicker that can get in and out of things. I think this group will blend together to be one of our more consistent spots," said Montgomery.

Junior **Josh Atkinson** (6-2, 208) started seven games and was third on the squad in receiving with 416 yards on 35 receptions. Senior **Connor Floyd** (6-0, 210) had 18 receptions for 139 yards, while a pair of sophomores – **Bishop Louie** (5-10, 170) and **Nigel Carter** (6-3, 205) – both from Tulsa's McLain High School, gained valuable playing time as true freshmen in 2014 and started two games apiece.

Louie was Tulsa's fourth-leading receiver with 23 catches for 274 yards and carried the ball seven times for 100 yards last year, while Carter caught three passes for 24 yards.

Red-shirt freshman **Justin Hobbs** (6-4, 207), who gives the Hurricane receiving corps four receivers over six-feet, two-inches tall, is expected to be integral in Tulsa's passing attack. Hobbs spent most of his prep career at tight end, but after switching to wide receiver as a senior he averaged 21.6 yards per catch.

More receiving depth comes from red-shirt freshman **Terrence Ivery** (5-8, 180) and newcomer **Jarion Anderson** (5-9, 167). Anderson gives the Hurricane another quick receiver who totaled 1,525 yards and 16 touchdowns in his three years as a starter at Texas High School

TIGHT END

Three lettermen and two-highly touted young players are in the mix at the tight end position for the Hurricane.

"We'll move our tight ends around a lot. He's a guy that has to do a great job in our run schemes and from a protection standpoint. We'll also use them as



KEYARRIS GARRETT

receivers," Montgomery said. "Being able to utilize our tight ends and take advantage of their strengths will be a key for us."

Senior **Mandel Dixon Jr.** (6-2, 240) started six games in 2014, catching six passes for 62 yards and from the H-back position gained 17 yards and scored one touchdown on seven carries.

While Dixon missed four games with injury last year, junior **Tyler Wilson** (6-6, 240) played in only the first three games before being sidelined the remainder of the season by injury. A year earlier, Wilson caught nine passes for 79 yards.

Tulsa's third returning letterwinner at the tight end position, **Rob Riederer** (6-0, 225), moved over from defense last year to help fill a void due to injuries.

Red-shirt freshman **Payton Prince** (6-4, 252) and true freshman **Chris Minter** (6-3, 230) will provide stiff competition for playing time. Prince, as a senior at Norman North (Okla.) High School, had 36 receptions for 528 yards and five TDs. Minter caught 21 passes for 332 yards and six touchdowns his senior season at Temple (Texas) High School.

OFFENSIVE LINE

Seven lettermen return to the Tulsa offensive front in 2015, while eight of the remaining 10 offensive linemen are either freshmen red-shirts or true freshmen.

A pair of linemen who teamed together at Guthrie (Okla.) High School came out of spring drills as the starters at tackle for the Hurricane. **Blake Belcher** (6-5, 300) is expected to start at right tackle for the second straight season, while **Evan Plagg** (6-3, 279) looks to be the starter on the left side.

Senior **Garrett Stafford** (6-5, 300), who has made 24 of his 26 starts at left tackle, moved inside to left guard during spring drills, while **Chris Wallace** (6-5, 305) made the move to right guard after starting all 12 games in 2014 on the left side.

The starting center position has two lettermen returning and a red-shirt freshman pushing for the starting spot. Junior **Dylan Foxworth** (6-1, 285) battled injuries last year, but still managed to start 10 games and has started 18 career contests. Freshman red-shirt **Chandler Miller** (6-3, 293) sat out last year after earning first-team all-state honors at Bixby High School a year earlier.

Foxworth and Miller are expected to battle for the starting spot in fall camp, while sophomore **Zach Uhles** (6-3, 273) brings some more experience to the position as he saw extensive playing time at center in two games last year, including a starting assignment at Memphis, where he played 91 snaps.

True freshman **Blake Browning** (6-0, 290) adds depth to the center position, but is expected to red-shirt this year.

At left tackle, Plagg is backed up by a pair of red-shirt freshmen in the likes of **Isaac Johnson** (6-7, 283) and **Mildren Montgomery** (6-5, 275), while another freshman red-shirt **Tyler Bowling** (6-6, 324) and true freshman **Tristan Wyatt** (6-5, 290) are listed as back-ups at left guard.

Junior college transfer **Alex Pagonis** (6-5, 320) and senior **Billy Lafortune** (6-0, 283) will compete

INTRO

PLAYERS

STAFF

REVIEW

AMERICAN ATHLETIC CONFERENCE

OPPONENTS

HISTORY

RECORDS



GARRETT STAFFORD

at the right guard position. Pagonis had an all-conference season at Fort Scott Community College, while Lafortune provides versatility upfront being able to play both guard and center. He started one game at center a year ago, while seeing playing time in four contests.

Behind Belcher at right tackle is red-shirt freshman **Willie Wright** (6-3, 291), who made significant progress after making the switch from the defensive line before spring drills started in March. Senior **Josh Bencke** (6-0, 293) and true freshman **Christopher Ivy** (6-4, 295) provide depth.

"Evan did a good job at left tackle in the spring, and moving Garrett Stafford inside I think will provide more punch for us," said Montgomery. "The center spot is a battle between Dylan and Chandler. That's a good competitive group."

"We moved Chris from left to right guard, and he and Blake working together on that side has been good," Montgomery said. "Tyler Bowling had a good spring and with the addition of Alex Pagonis, I think we'll have a good four-guard rotation with guys that can spell each other and make sure we stay fresh with the tempo we want to play. Moving Willie from defense to offensive tackle fits his skill set right now, and I think he can definitely be in the rotation."

THE DEFENSE

DEFENSIVE LINE

A total of 71 career starts in the likes of five players return to Tulsa's defensive front four.

Senior tackle **Derrick Luetjen** (6-3, 291) leads the way with 24 career starting assignments, while fellow tackles **Jesse Brubaker** (6-3, 285), **Jerry Uwaezuoke** (6-3, 295) and **Earl Rollins** (6-3, 275) have combined for 24 starts.

Luetjen's 24 starts have all come since the first game of the 2013 season, while he has collected 91

tackles and 11.5 stops for lost yardage during that time.

Brubaker missed all but one game last season due to injury, but started next to Luetjen in 10 contests as a true freshman in 2013. Brubaker recorded 20 tackles and 2.5 TFLs in his first season with the Hurricane. In 2014, Uwaezuoke started in Brubaker's spot and tallied 16 tackles and four stops for lost yardage, while Rollins started two of the 12 games as a true freshman.

Junior **Hayden Carman** (6-4, 275), a former walk-on, has seen valuable playing time at tackle, having played in 21 career games with 12 tackles.

Tulsa's interior will get some added support from Baylor transfer **Suleiman Masumbuko** (6-2, 295). The fifth-year senior, who is immediately eligible, played in 38 games for the Bears and was credited with 23 career tackles and 3.5 TFLs for -11 yards.

Junior walk-on **Thomas Shamet** (6-2, 267) and red-shirt freshman **Michael Rios** (6-3, 299) add depth to the tackle position.

"Interior-wise on the defensive front, Derrick Luetjen is solid as a rock. He has to be the guy that makes everything happen. Jerry really changed his body in the short time we've been here and has that starting experience," said Montgomery.

"With Brubaker being healthy that will definitely help us, as will the addition of Suleiman Masumbuko from Baylor," Montgomery added.

Derrick Alexander (6-2, 284), a fifth-year senior, headlines the defensive end position for the Hurricane. A second-team all-conference performer last year, Alexander has started 23 career games and has 93 stops and 27 TFLs in 38 career games played. Last season, Alexander totaled 42 tackles and 12 stops for -72 yards.



JESSE BRUBAKER

The other defensive end slot appears to be in the hands of sophomore **Jeremy Smith** (6-5, 250). Smith showed signs of greatness as a true freshman in 2014 when his first two career tackles were quarterback sacks totaling 21 yards. He finished the year with 10 tackles and three QB sacks for -24 yards.

"I think Derrick Alexander will be solid on our strong side and I'm hoping Jeremy Smith will have a breakout year. Athletically, he has a chance to be really special from what we're going to do defensively," said Montgomery. "We missed some guys in the spring with injuries, but we'll have to develop depth at the end position."

Red-shirt freshman **Myles Mouton** (6-3, 245) and returning sophomore lettermen **Kolton Shindelar** (6-6, 254) and **Jake Hanks** (6-2, 240) will battle for playing time behind Alexander. Shindelar and Hanks both have changed positions, as Shindelar moved over from tight end during spring drills and Hanks made the switch from linebacker to the end position last season.

Third-year player and returning letterwinner **Frankie Davis** (6-2, 240) will spell Smith, while **Ronan Rogers** (6-3, 219), a sophomore transfer from the University of Utah, and true freshman **Trevis Gipson** (6-5, 210) add depth.

LINEBACKER

Tulsa went into the spring looking to improve speed at the linebacker corps and appears to have done that with the shifting of a couple positions.

"One of our concerns coming into spring was the linebacker spot, but as we went through spring I think now that it has a chance to be a pretty dynamic spot for us. Linebacker as a whole has a chance to be one of the bright spots coming into the fall," said Montgomery.

Junior **Trent Martin** (6-2, 230) is solid in the middle at the MIKE spot, while the move of **Petera Wilsson** (6-2, 225) from rush end to the MIKE linebacker in spring drills improved the overall athleticism and speed at the position. Martin had 64 tackles and four pass break-ups last year as the starter.

Juniors **Matt Hickman** (6-0, 227) and **Connor Sherwood** (6-3, 232), both with playing experience on special teams, add depth at MIKE.

Matt Linscott (6-1, 220), a back-up safety, made the move to STAR linebacker to increase team speed at that position, and came out of spring atop the depth chart. He had 13 tackles, one caused fumble and one recovery last year. Another junior safety-turned-linebacker, **Shawn Norman** (5-11, 197), also moved to the STAR linebacker position and will compete with **Micheal Thomas** (6-0, 232) and true freshman **Diamon Cannon** (6-2, 210) for playing time.

On the weak-side, sophomore **Craig Suits** (6-0, 220) and senior **Zik Asiegbu** (6-0, 210) are the top two on the depth chart. Suits had an All-America season in 2014, as he was named a first-team All-American by the Football Writers Association of America (FWAA) after collecting 81 tackles, 7.5 stops for lost yards, four pass break-ups and two forced fumbles in 12 starts. Asiegbu had 11 tackles in eight games





TRENT MARTIN

a year ago.

Sophomore **C.J. Gooden** (6-1, 227), who tallied 12 tackles last year, is in the mix to see playing time as well. Red-shirt freshman **Tim Quickel** (6-2, 215), senior **Blake Abbott** (5-11, 227) and Auburn transfer **Khari Harding** (6-1, 245) will add depth to the position. Harding transferred to Tulsa after playing in five games the last two seasons for the Tigers.

DEFENSIVE SECONDARY

Tulsa returns eight letterwinners to the defensive secondary, including five players with starting experience.

The strong safety position appears to be in capable hands to two players battling for the starting spot. Two-year starter **Michael Mudoh** (5-10, 205) received stiff competition in the spring from junior **Jeremy Brady** (5-10, 197). Mudoh has started 24 games and has totaled 271 tackles and 14 double-figure tackle games in his career, while Brady began his career in the secondary but spent the 2014 season on the offensive side of the ball before moving back to safety in the spring.

True freshman **McKinley Whitfield** (6-4, 194) brings great size and athletic ability to the strong safety slot.

Sophomore **Jordan Mitchell** (6-2, 180), who played cornerback last year and saw most of his playing time on special teams, is expected to play free safety this year. Red-shirt freshman **Sam Gottsch** (6-2, 190) and freshman **J.R. Reed** (6-1, 185), who came to school at mid-semester of the past year and participated in spring drills, will pressure Mitchell for playing time. True freshman **Cristian Williams** (6-0, 170), who had 90 tackles and three interceptions at Dallas Lincoln High School last year, will also try to get in the mix at free safety.

"As far as surprises of the spring, it was Jeremy Brady. He had a tremendous spring. Michael Mudoh

has bought in to what we're doing and is very committed, so we feel good about the strong safety slot," said Montgomery. "At free safety, Jordan Mitchell has good length and coverage skills and will be a real asset for us in the years to come, and we were pleased with J.R. Reed's progress too.

Four players with starting experience at cornerback headline that position for the Hurricane. Senior **Darrell Williams** (5-10, 197) and sophomore **Kerwin Thomas** (5-10, 171) came out of the spring atop the depth chart at the corners.



KERWIN THOMAS

Williams, who was coming off of a serious knee injury suffered in 2013 preseason camp, had two starts and totaled seven tackles a year ago. Thomas started five games last season and tallied 15 tackles, two pass break-ups and one interception.

"Kerwin and D-Will bring back experience at the corners, and both had tremendous springs. They were technically sound in what they were doing in the spring. When you're on the island like the corners are, things are going to happen, it's how you react to the next play. Those guys got back up and competed," said Montgomery.

Sophomore **Brodrick Umblance** (6-1, 184) made a good transition to cornerback from receiver during spring drills and will press Williams for playing time.

Johnell Celistan (6-2, 190), with two career starts, and **Will Barrow** (5-9, 172), with 11 starts in his career, will battle Thomas for playing time. Barrow started at safety as a true freshman in 2013 and was credited with 54 tackles and five pass break-ups, and last year spent most of his playing time at cornerback. Celistan compiled eight tackles and two pass break-ups last season.

"We put a big emphasis in our recruiting class in the secondary, so we think we'll have some guys that will be able to come in and compete for playing time," added Montgomery.

A trio of true freshmen — **David Richardson II** (5-11, 170), **Keidrien Wadley** (6-1, 185) and **Reginald Robinson II** (6-1, 185) — will be given an opportunity to compete for playing time at the corners.

THE SPECIALISTS

Tulsa has experience returning on special teams, but will have to find which kicker will handle placements on field goals and PATs.

Sophomores **Redford Jones** (5-10, 174) and **Preston Soper** (6-0, 205) both have game experience handling the kick-off duties, but neither has attempted a PAT or field goal in a game for the Hurricane.

Walk-ons **Nathan Walker** (5-9, 165), **Tristan Lacy** (5-10, 162) and **Brandon Stage** (5-10, 197) will all be looking to break into the top two when it comes to placements.

On kickoffs last year, Soper began the year as the starter before suffering an injury in the third game, while Jones kicked off in seven games. Soper averages 58.9 yards on 15 kicks, while Jones kicked 24 times for an average of 54.7 yards.

"I thought Redford and Preston both kicked well in the spring. I thought they all stepped up to the plate and did an outstanding job, and that was a bright spot in the spring. Obviously, we have a battle there. So we'll see how it all plays out. The competition has helped them," said Montgomery.

The punting game is in capable hands with junior **Dalton Parks** (6-3, 209) handling those duties. He took over the punting duties as a true freshman in 2013 and since then has punted 136 times for a career average of 40.8 yards.

The deep-snapping duties will be handled by the consistent **Rey Higuera** (5-11, 224) for the fourth straight year.

INTRO

PLAYERS

STAFF

REVIEW

AMERICAN ATHLETIC
CONFERENCE

OPPONENTS

HISTORY

RECORDS

2015 Tulsa Depth Chart

TULSA OFFENSE

WR	1	Keyarris Garrett (6-4, 221, Sr-3L)
	29	Justin Hobbs (6-4, 207, Fr-RS)
	38	Randall Smith (6-1, 208, So SQ)
LT	66	Evan Plagg (6-3, 279, So-1L)
	77	Isaac Johnson (6-7, 283, Fr-RS)
	71	Mildren Montgomery (6-5, 275, Fr-RS)
LG	76	Garrett Stafford (6-5, 300, Sr-3L)
	72	Tyler Bowling (6-6, 324, Fr-RS)
	67	Tristan Wyatt (6-5, 290, Fr-HS)
C	57	Dylan Foxworth (6-1, 285, Jr-2L) OR
	74	Chandler Miller (6-3, 293, Fr-RS)
	53	Zac Uhles (6-3, 273, So-1L)
	51	Blake Browning (6-0, 290, Fr-HS)
RG	63	Chris Wallace (6-5, 305, Jr-2L)
	75	Alex Pagonis (6-5, 320, Jr-TR)
	52	Billy Lafortune (6-0, 283, Sr-2L)
RT	78	Blake Belcher (6-5, 300, Jr-2L)
	58	Willie Wright (6-3, 291, Fr-RS)
	61	Josh Bencke (6-0, 293, Sr-SQ)
	65	Christopher Ivy Jr. (6-4, 295, Fr-HS)
QB	9	Dane Evans (6-1, 218, Jr-2L)
	18	Joseph Calcagni (6-1, 212, Sr-2L)
	10	Chad President (6-3, 205, Fr-HS)
	12	Ryan Rubley (6-3, 220, So-SQ)
	5	Jabe Burgess (6-2, 217, Fr-RS)
	13	Brad Valentino (6-0, 215, Sr-SQ)
	19	Bingham Hightower (6-3, 210, So-SQ)
	15	Will Hefley III (6-5, 205, Fr-HS)
RB	4	D'Angelo Brewer (5-9, 185, So-1L)
	25	Ramadi Warren (5-9, 205, Fr-RS)
	28	Tavarreon Dickerson (5-9, 185, Jr-1L)
	21	Rowdy Simon (5-8, 201, So-1L)
UB	24	Zack Langer (6-0, 218, Sr-3L)
	20	James Flanders (5-10, 203, Jr-2L)
	42	Daelen McClendon (5-10, 229, So-SQ)
	22	Javon Thomas (6-2, 215, Fr-HS)
TE	3	Mandel Dixon Jr. (6-2, 240, Sr-1L)
	82	Tyler Wilson (6-6, 240, Jr-1L)
	89	Payton Prince (6-4, 252, Fr-RS)
	33	Rob Riederer (6-0, 225, So-1L)
	34	Chris Minter (6-3, 230, Fr-HS)
IR	80	Conner Floyd (6-0, 210, Sr-3L)
	7	Bishop Louie (5-10, 170, So-1L)
	16	Jarion Anderson (5-9, 167, Fr-HS)
IR	2	Keevan Lucas (5-10, 198, Jr-2L)
	6	Chris Showels (5-6, 165, Sr-SQ)
	8	Terrance Ivery (5-8, 180, Fr-RS)
WR	88	Josh Atkinson (6-2, 208, Jr-2L)
	11	Nigel Carter (6-3, 205, So-1L)
	87	Blake Kitrell (6-2, 200, Jr-SQ)

TULSA DEFENSE

DE	54	Derrick Alexander (6-2, 284, Sr-3L)
	96	Myles Mouton (6-3, 245, Fr-RS)
	85	Kolton Shindelar (6-6, 254, So-1L)
	91	Jake Hanks (6-2, 240, So-1L)
	92	Michael Anderson (6-3, 235, Fr-HS)
DT	8	Jesse Brubaker (6-3, 285, So-1L)
	95	Hayden Carman (6-4, 275, Jr-2L)
	93	Suleiman Masumbuko (6-2, 295, Sr-TR)
	56	Earl Rollins (6-3, 275, So-1L)
DT	99	Derrick Luetjen (6-3, 291, Sr-3L)
	70	Jerry Uwaezuoke (6-3, 295, Jr-2L)
	89	Thomas Shamet (6-2, 267, Jr-SQ)
	94	Michael Rios (6-3, 299, Fr-RS)
DE	98	Jeremy Smith (6-5, 250, So-1L)
	90	Frankie Davis Jr. (6-2, 240, So-1L)
	33	Ronan Rogers (6-3, 219, So-TR)
	32	Trevis Gipson (6-5, 210, Fr-HS)
STAR	38	Matt Linscott (6-1, 220, Jr-2L)
	10	Shawn Norman (5-11, 197, Jr-2L)
	12	Michael Thomas (6-0, 232, Jr-SQ)
	26	Diamon Cannon (6-2, 210, Fr-HS)
MIKE	40	Trent Martin (6-2, 230, So-2L)
	44	Petera Wilson Jr. (6-2, 225, So-1L)
	55	Matt Hickman (6-0, 227, Jr-1L)
	43	Conner Sherwood (6-3, 232, Jr-2L)
	46	Forrest Harrell (6-2, 220, Fr-HS)
WLB	28	Craig Suits (6-0, 220, So-1L)
	20	Zik Asiegbu (6-0, 210, Sr-3L)
	5	C.J. Gooden (6-1, 227, So-1L)
	5	Tim Quickel (6-2, 215, Fr-RS)
	47	Blake Abbott (5-11, 227, Sr-RS)
	3	Khari Harding (6-1, 245, Jr-TR)
SS	1	Michael Mudoh (5-10, 205, Sr-3L) OR
	22	Jeremy Brady (5-10, 197, Jr-2L)
	39	Gage Murphy (6-0, 195, So-SQ)
	21	McKinley Whitfield (6-4, 194, Fr-HS)
FS	13	Jordan Mitchell (6-2, 180, So-1L)
	15	Sam Gottsch (6-2, 190, Fr-RS)
	24	J.R. Reed (6-1, 185, Fr-HS)
	30	Cristian Williams (6-0, 170, Fr-HS)
CB	2	Kerwin Thomas (5-10, 171, So-1L)
	7	Johnell Celistan (6-2, 190, Jr-2L)
	23	Will Barrow (5-9, 172, Jr-2L)
	11	David Richardson II (5-11, 170, Fr-HS)
	27	Keidrien Wadley (6-1, 185, Fr-HS)
CB	6	Darrell Williams Jr. (5-10, 197, Sr-2L)
	4	Brodrick Umblance (6-1, 184, So-1L)
	22	Justyn Bell (5-9, 195, So-SQ)
	9	Reginald Robinson II (6-1, 185, Fr-HS)

TULSA SPECIALISTS

PK	19	Redford Jones (5-10, 174, So-1L)
	39	Preston Soper (6-0, 205, So-1L)
	90	Nathan Walker (5-9, 165, Fr-RS)
	49	Tristan Lacy (5-10, 162, Fr-RS)
	40	Brandon Stage (5-10, 197, Fr-RS)
KO	39	Preston Soper (6-0, 205, So-1L)
	19	Redford Jones (5-10, 174, So-1L)
P	26	Dalton Parks (6-3, 209, Jr-2L)
	19	Redford Jones (5-10, 174, So-1L)
DS	18	Rey Higuera (5-11, 224, Sr-3L)
	60	Ty Lott (5-11, 220, So-RS)
HO	18	Joseph Calcagni (6-1, 212, Sr-2L)
	82	Tyler Wilson (6-6, 240, Jr-1L)
KOR	4	D'Angelo Brewer (5-9, 185, So-1L)
	7	Bishop Louie (5-10, 170, So-1L)
PR	80	Conner Floyd (6-0, 210, Sr-3L)
	7	Bishop Louie (5-10, 170, So-1L)

RETURNING LETTERMEN (54)

No.	Player	Pos.
54	Derrick Alexander***	DE
20	Zik Asiegbu***	LB
88	Josh Atkinson**	WR
23	Will Barrow**	CB
78	Blake Belcher**	OT
22	Jeremy Brady**	S
4	D'Angelo Brewer*	RB
8	Jesse Brubaker*	DT
18	Joseph Calcagni**	QB
95	Hayden Carman**	DT
11	Nigel Carter*	WR
7	Johnell Celistan**	DB
90	Frankie Davis*	DE
28	Tavarreon Dickerson*	RB
3	Mandel Dixon Jr.*	TE
9	Dane Evans**	QB
20	James Flanders**	RB
80	Conner Floyd***	WR
57	Dylan Foxworth**	C
1	Keyarris Garrett***	WR
59	C.J. Gooden*	LB
91	Jake Hanks*	DE
55	Matt Hickman*	LB
18	Rey Higuera***	DS
19	Redford Jones*	PK/P
52	Billy Lafortune**	OG
24	Zack Langer***	RB
38	Matt Linscott**	LB
7	Bishop Louie*	WR
2	Keevan Lucas**	WR
99	Derrick Luetjen***	DT
40	Trent Martin**	LB
13	Jordan Mitchell*	S
1	Michael Mudoh***	S
10	Shawn Norman**	LB
26	Dalton Parks**	P
66	Evan Plagg*	OT
33	Rob Riederer*	TE
56	Earl Rollins*	DT



48	Conner Sherwood**	LB
85	Kolton Shindelar*	DE
21	Rowdy Simon*	RB
98	Jeremy Smith*	DE
39	Preston Soper*	PK
76	Garrett Stafford***	OG
28	Craig Suits*	LB
2	Kerwin Thomas*	CB
53	Zac Uhles*	C
4	Brodrick Umblance*	CB
70	Jerry Uwaezuoke**	DT
63	Chris Wallace**	OG
6	Darrell Williams**	CB
44	Petera Wilson*	LB
82	Tyler Wilson*	TE

Letters Earned*

LETTERMEN RETURNING BY POSITION (54)

Offense (23)

Offensive Line: 7
 Quarterbacks: 2
 Running Backs: 5
 Tight Ends: 3
 Receivers: 6

Defense (27)

Defensive Line: 10
 Linebackers: 9
 Secondary: 8

Specialists (4)

Place-kicker: 2
 Punter: 1
 Deep Snapper: 1

LETTERMEN LOST BY POSITION (17)

Offense (6)

Offensive Line: 3
 Quarterbacks: 0
 Running Backs: 0
 Tight Ends: 1
 Receivers: 2

Defense (10)

Defensive Line: 2
 Linebackers: 4
 Secondary: 4

Special Teams (1)

Place-kicker: 1

Pronunciation Guide

Zik Asiegbu... Zeke Ah-SEE-eh-bu
 Joseph Calcagni... Cal-CAG-knee
 Johnell Celistan... John-L SELL-ih-stan
 Keyarris Garrett... Key-AIR-is
 Keevan Lucas... KEE-ven
 Derrick Luetjen... LOU-gen
 Suleiman Masumbuko... SUE-luh-muhn mah-soom-BOO-koh
 Michael Mudoh... MOO-dough
 Rob Riederer... Reader
 Zach Uhles... Yules (rhymes with rules)
 Jerry Uwaezuoke... You-WEZ-okay
 Brodrick Umblance... UM-blance

2015 Tulsa Team Analysis

RETURNING STARTERS (18)

Offense (10)

Josh Atkinson	WR	6-2	208	Jr-2L	8 starts
Blake Belcher	OT	6-5	300	Jr-2L	11 starts
Mandel Dixon Jr.	TE	6-2	240	Sr-1L	6 starts
Dane Evans	QB	6-1	218	Jr-2L	12 starts
Dylan Foxworth	C	6-1	285	Jr-2L	10 starts
Keyarris Garrett	WR	6-4	221	Sr-3L	10 starts
Zack Langer	RB	6-0	218	Sr-3L	6 starts
Keevan Lucas	WR	5-10	198	Jr-2L	12 starts
Garrett Stafford	OG	6-5	300	Sr-3L	12 starts
Chris Wallace	OG	6-5	305	Jr-2L	12 starts

Defense (6)

Derrick Alexander	DE	6-2	284	Sr-3L	12 starts
Derrick Luetjen	DT	6-3	291	Sr-3L	12 starts
Trent Martin	LB	6-2	230	Jr-2L	9 starts
Michael Mudoh	SAF	5-10	205	Sr-3L	12 starts
Craig Suits	LB	6-0	220	So-1L	12 starts
Jerry Uwaezuoke	DT	6-3	295	Jr-2L	10 starts

Special Teams (2)

Rey Higuera	DS	5-11	224	Sr-3L	12 starts
Dalton Parks	P	6-3	209	Jr-2L	12 starts

Other Players with Starting Experience

Offense (6): Nigel Carter (WR, 2), James Flanders (RB, 4), Conner Floyd (WR, 2), Billy Lafarotune (C, 1), Bishop Louie (WR, 2), Zac Uhles (C, 1)

Defense (7): Zik Asiegbu (LB, 1), Will Barrow (CB, 11), Jesse Brubaker (DT, 10), Johnell Celistan (CB, 2), Earl Rollins (DT, 2), Kerwin Thomas (CB, 5), Darrell Williams (CB, 2)

STARTERS LOST (7)

Offense (1)

Davis Walton	OT	6-5	285	Sr-2L	8 starts
--------------	----	-----	-----	-------	----------

Defense (5)

Dwight Dobbins	CB	5-9	180	Sr-4L	8 starts
Chris Hummingbird	DE	6-2	265	Sr-4L	12 starts
Austin McDaniel	CB	5-11	192	Sr-4L	12 starts
Demarco Nelson	SAF	6-0	195	Sr-4L	12 starts
Jake Sizelove	LB	6-0	217	Sr-4L	9 starts

Special Teams (1)

Carl Salazar	PK	5-8	172	Sr-2L	12 starts
--------------	----	-----	-----	-------	-----------

LETTERMEN LOST (17)

Offense (6)

Zach Epp, WR****
 James Floyd, OG*
 Garrett Gladd, OG**
 Derek Patterson, WR**
 Davis Walton, OG*
 Colby Scott, TE*

Defense (10)

Dwight Dobbins, CB***
 Donnell Hawkins, LB***
 Chris Hummingbird, DE***
 Austin McDaniel, CB***
 Demarco Nelson, S***
 Mitchell Osborne, LB***
 Jake Sizelove, LB***
 Luke Snider, LB***
 Brentom Todd, DE***
 Bradley White, S**

Special Teams (1)

Carl Salazar, PK*
 *Letters Earned

INTRO

PLAYERS

STAFF

REVIEW

AMERICAN ATHLETIC
 CONFERENCE

OPPONENTS

HISTORY

RECORDS

2015 Tulsa Football Numerical Roster

No.	Player	Pos.	Ht.	Wt.	Cl/Exp	Hometown	Previous School
1	Keyarris Garrett	WR	6-4	221	Sr-3L/RS	Daingerfield, Texas	Daingerfield
1	Michael Mudoh	S	5-10	205	Sr-3L/RS	Houston, Texas	Bush
2	Keevan Lucas	WR	5-10	198	Jr-2L	Abilene, Texas	Abilene
2	Kerwin Thomas	CB	5-10	171	So-1L/RS	Wagoner, Okla.	Wagoner
3	Mandel Dixon Jr.	TE	6-2	240	Sr-1L/TR	Dallas, Texas	Red Oak (TX)/Pittsburg State
3	Khari Harding	LB	6-1	245	Jr-TR	Edmond, Okla.	Santa Fe/Auburn
4	D'Angelo Brewer	RB	5-9	185	So-1L	Tulsa, Okla.	Central
4	Brodrick Umblance	CB	6-1	184	So-1L	Arlington, Texas	The Oakridge School
5	Jabe Burgess	QB	6-2	217	Fr-RS	Greenwood, Ark.	Greenwood
5	Tim Quickel	LB	6-2	215	Fr-RS	Little Rock, Ark.	North Little Rock
6	Chris Showels	WR	5-6	165	Sr-WO/RS	Round Rock, Texas	Vista Ridge
6	Darrell Williams Jr.	CB	5-10	197	Sr-2L/RS	Houston, Texas	Westfield
7	Johnell Celistan	CB	6-2	190	Jr-2L	Avondale, La.	Hahnville
7	Bishop Louie	WR	5-10	170	So-1L	Tulsa, Okla.	McLain
8	Jesse Brubaker	DT	6-3	285	So-1L/MR	Wylie, Texas	Wylie East
8	Terrance Ivery	WR	5-8	180	Fr-RS	Mansfield, Texas	Mansfield Legacy
9	Dane Evans	QB	6-1	218	Jr-2L/RS	Sanger, Texas	Sanger
9	Reginald Robinson II	CB	6-1	185	Fr-HS	Cleburne, Texas	Cleburne
10	Shawn Norman	LB	5-11	197	Jr-2L/WO/RS	Freeman, Mo.	Belton
10	Chad President	QB	6-3	205	Fr-HS	Temple, Texas	Temple
11	Nigel Carter	WR	6-3	205	So-1L	Tulsa, Okla.	McLain
11	David Richardson II	CB	5-11	170	Fr-HS	Rockwall-Heath, Texas	Rockwall
12	Ryan Rubley	QB	6-3	220	So-SQ/RS	Highlands Ranch, Colo.	Mountain Vista
12	Micheal Thomas	LB	6-0	232	Jr-SQ/RS	Lafayette, La.	Lawton (Okla.) MacArthur
13	Jordan Mitchell	S	6-2	180	So-1L	Owasso, Okla.	Owasso
13	Brad Valentino	QB	6-0	215	Sr-WO/RS	Norman, Okla.	Butler CC
15	Sam Gottsch	S	6-2	190	Fr-WO/RS	Jenks, Okla.	Sapulpa
15	Will Hefley III	QB	6-5	205	Fr-HS	Little Rock, Ark.	Pulaski Academy
16	Jarion Anderson	WR	5-9	167	Fr-HS	Texarkana, Texas	Texas
18	Joseph Calcagni	QB	6-1	212	Sr-2L/RS	Springdale, Ark.	Springdale
18	Rey Higuera	DS	5-11	224	Sr-3L*	Gilbert, Ariz.	Perry
19	Bingham Hightower	QB	6-3	210	So-WO/RS	Cushing, Okla.	Cushing
19	Redford Jones	PK/P	5-10	174	So-1L/WO/RS	Norman, Okla.	Norman North
20	Zik Asiegbu	LB	6-0	210	Sr-3L/RS	Grand Prairie, Texas	Bowie
20	James Flanders	RB	5-10	203	Jr-2L/RS	Midwest City, Okla.	Midwest City
21	McKinley Whitfield	S	6-4	194	Fr-HS	Spiro, Okla.	Spiro
21	Rowdy Simon	RB	5-8	201	So-1L/WO/RS	Vian, Okla.	Vian
22	Jeremy Brady	S	5-10	197	Jr-2L/RS	North Little Rock, Ark.	Pulaski Academy
22	Javon Thomas	RB	6-2	215	Fr-HS	Texarkana, Texas	Texas
23	Will Barrow	CB	5-9	172	Jr-2L	Dallas, Texas	Skyline
24	Zack Langer	RB	6-0	218	Sr-3L/RS	Jenks, Okla.	Jenks
24	J.R. Reed	S	6-1	185	Fr-HS	Plano, Texas	Prestonwood Christian Acad.
25	Ramadi Warren	RB	5-9	205	Fr-RS	Memphis, Tenn.	Whitehaven
26	Diamon Cannon	LB	6-2	210	Fr-HS	Killeen, Texas	Shoemaker
26	Dalton Parks	P	6-3	209	Jr-2L	Kansas City, Mo.	Staley
27	Keidrien Wadley	CB	6-1	185	Fr-HS	Irving, Texas	Ranchview
28	Tavarreon Dickerson	RB	5-9	185	Jr-1L/TR	Arlington, Texas	Arlington/Trinity Valley CC
28	Craig Suits	LB	6-0	220	So-1L/RS	Sunnyvale, Texas	Poteet
29	Justyn Bell	CB	5-9	195	So-WO/RS	Little Elm, Texas	Missouri Valley College
29	Justin Hobbs	WR	6-4	207	Fr-RS	Overland Park, Kan.	Shawnee Mission West
30	Cristian Williams	S	6-0	170	Fr-HS	Dallas, Texas	Lincoln
32	Trevis Gipson	DE	6-5	210	Fr-HS	Cedar Hill, Texas	Cedar Hill
33	Rob Riederer	TE	6-0	225	So-1L/RS	Holton, Kan.	Holton



No.	Player	Pos.	Ht.	Wt.	Cl/Exp	Hometown	Previous School
33	Ronan Rogers	LB	6-3	219	So-TR	Tulsa, Okla.	Holland Hall/Utah
34	Chris Minter	TE	6-3	230	Fr-HS	Temple, Texas	Temple
38	Matt Linscott	LB	6-1	220	Jr-2L/RS*	Tulsa, Okla.	Jenks
38	Randall Smith	WR	6-1	208	So-WO/RS	Coweta, Okla.	Coweta
39	Gage Murphy	S	6-0	195	So-WO/RS	May, Okla.	Laverne
39	Preston Soper	PK	6-0	205	So-1L/WO/TR	Muskogee, Okla.	Muskogee/Missouri
40	Trent Martin	LB	6-2	230	Jr-2L/RS	Jenks, Okla.	Jenks
40	Brandon Stage	PK	5-10	197	Fr-WO/RS	Stage, Fla.	Ridgeview
42	Daelen McClendon	RB	5-10	229	So-WO/RS	Prague, Okla.	Prague
43	Conner Sherwood	LB	6-3	232	Jr-2L/RS	Tulsa, Okla.	Cascia Hall
44	Petera Wilson Jr.	LB	6-2	225	So-1L	Memphis, Tenn.	White Hall
46	Forrest Harrell	LB	6-2	220	Fr-HS	Houston, Texas	Christian
47	Blake Abbott	LB	5-11	227	Sr-WO/RS	Liberal, Kan.	Liberal/Kansas
49	Tristan Lacey	PK	5-10	162	Fr-WO/RS	Crescent, Okla.	Crescent
51	Blake Browning	C	6-0	290	Fr-HS	Pflugerville, Texas	Hendrickson
52	Billy Lafortune	OG	6-0	283	Sr-2L/RS*	Tulsa, Okla.	Holland Hall
53	Zac Uhles	C	6-3	273	So-1L/RS	Norman, Okla.	Norman
54	Derrick Alexander	DE	6-2	284	Sr-3L/RS	Tulsa, Okla.	BT Washington
55	Matt Hickman	LB	6-0	227	Jr-1L/WO/RS	Edmond, Okla.	Edmond Memorial
56	Earl Rollins	DT	6-3	275	So-1L	Irving, Texas	MacArthur
57	Dylan Foxworth	C	6-1	285	Jr-2L/RS	Claremore, Okla.	Claremore
58	Willie Wright	OT	6-3	291	Fr-RS	Houston, Texas	Cypress Ridge
59	C.J. Gooden	LB	6-1	227	So-1L/RS	Ashdown, Ark.	Ashdown
60	Ty Lott	DS	5-11	220	So-WO/RS	Sand Springs, Okla.	Charles Page
61	Josh Bencke	OT	6-0	293	Sr-WO/RS	Rio Rancho, NM	Cleveland
63	Chris Wallace	OG	6-5	305	Jr-2L/RS	Sperry, Okla.	Sperry
65	Christopher Ivy Jr.	OT	6-4	295	Fr-HS	Wichita, Kan.	Wichita Heights
66	Evan Plagg	OT	6-3	279	So-1L/WO/RS	Guthrie, Okla.	Guthrie
67	Tristan Wyatt	OG	6-5	290	Fr-HS	Shawnee, Okla.	Shawnee
70	Jerry Uwaezuoke	DT	6-3	295	Jr-2L/RS	Houston, Texas	Westbury
71	Mildren Montgomery	OT	6-5	275	Fr-RS	Oklahoma City, Okla.	Douglass
72	Tyler Bowling	OG	6-6	324	Fr-RS	Yukon, Okla.	Yukon
74	Chandler Miller	C	6-3	293	Fr-RS	Bixby, Okla.	Bixby
75	Alex Pagonis	OG	6-5	320	Jr-JC	Gulf Breeze, Fla.	Gulf Breeze/Fort Scott CC
76	Garrett Stafford	OG	6-5	300	Sr-3L/RS	Tulsa, Okla.	Memorial
77	Isaac Johnson	OT	6-7	283	Fr-RS	Springdale, Ark.	Har-ber
78	Blake Belcher	OT	6-5	300	Jr-2L/RS	Guthrie, Okla.	Guthrie
80	Conner Floyd	WR	6-0	210	Sr-3L/RS	Austin, Texas	Lake Travis
82	Tyler Wilson	TE	6-6	240	Jr-1L/RS	Ponca City, Okla.	Ponca City
85	Kolton Shindelar	DE	6-6	254	So-1L/RS	Liberty, Mo.	Liberty
87	Blake Kitrell	WR	6-2	200	Jr-WO/RS	Ashland, Neb.	Ashland-Greenwood
88	Josh Atkinson	WR	6-2	208	Jr-2L/RS	Carrollton, Texas	The Oakridge School
89	Payton Prince	TE	6-4	252	Fr-RS	Norman, Okla.	Norman North
89	Thomas Shamet	DT	6-2	267	Jr-WO/RS	Fairway, Kan.	Bishop Miege
90	Frankie Davis Jr.	DE	6-2	240	So-1L/RS	Broken Arrow, Okla.	Broken Arrow
90	Nathan Walker	PK	5-9	165	Fr-WO/RS	Kingwood, Texas	Kingwood
91	Jake Hanks	DE	6-2	240	So-1L/RS	Fort Collins, Colo.	Fort Collins
92	Michael Anderson	DE	6-3	235	Fr-HS	Owasso, Okla.	Owasso
93	Suleiman Masumbuko	DT	6-2	295	Sr-TR	Eules, Texas	Trinity/Baylor
94	Michael Rios	DT	6-3	299	Fr-RS	Wichita, Kan.	West
95	Hayden Carman	DT	6-4	275	Jr-2L/RS*	Little Rock, Ark.	Catholic
96	Myles Mouton	DE	6-3	245	Fr-RS	Beaumont, Texas	Ozen
98	Jeremy Smith	DE	6-5	250	So-1L	Tulsa, Okla.	Berryhill
99	Derrick Luetjen	DT	6-3	291	Sr-3L/RS	Hennessey, Okla.	Hennessey

L – Letters Earned
 WO – Current Walk-on athlete

RS – Has used a red-shirt year
 TR – Transferred to Tulsa

SQ – Squad member, no letter earned
 MR – Received Medical Red-shirt

* – Former walk-on now on scholarship

INTRO

PLAYERS

STAFF

REVIEW

AMERICAN ATHLETIC
 CONFERENCE

OPPONENTS

HISTORY

RECORDS

2015 Tulsa Football Alphabetical Roster

No.	Player	Pos.	Ht.	Wt.	Cl/Exp	Hometown	Previous School
47	Blake Abbott	LB	5-11	227	Sr-WO/RS	Liberal, Kan.	Liberal/U. of Kansas
54	Derrick Alexander	DE	6-2	284	Sr-3L/RS	Tulsa, Okla.	BT Washington
16	Jarion Anderson	WR	5-9	167	Fr-HS	Texarkana, Texas	Texas
92	Michael Anderson	DE	6-3	235	Fr-HS	Owasso, Okla.	Owasso
20	Zik Asiegbu	LB	6-0	210	Sr-3L/RS	Grand Prairie, Texas	Bowie
88	Josh Atkinson	WR	6-2	208	Jr-2L/RS	Carrollton, Texas	The Oakridge School
23	Will Barrow	CB	5-9	172	Jr-2L	Dallas, Texas	Skyline
78	Blake Belcher	OT	6-5	300	Jr-2L/RS	Guthrie, Okla.	Guthrie
29	Justyn Bell	CB	5-9	195	So-WO/RS	Little Elm, Texas	Missouri Valley College
61	Josh Bencke	OT	6-0	293	Sr-WO/RS	Rio Rancho, NM	Cleveland
72	Tyler Bowling	OG	6-6	324	Fr-RS	Yukon, Okla.	Yukon
22	Jeremy Brady	S	5-10	197	Jr-2L/RS	North Little Rock, Ark.	Pulaski Academy
4	D'Angelo Brewer	RB	5-9	185	So-1L	Tulsa, Okla.	Central
51	Blake Browning	C	6-0	290	Fr-HS	Pflugerville, Texas	Hendrickson
8	Jesse Brubaker	DT	6-3	285	So-1L/MR	Wylie, Texas	Wylie East
5	Jabe Burgess	QB	6-2	217	Fr-RS	Greenwood, Ark.	Greenwood
18	Joseph Calcagni	QB	6-1	212	Sr-2L/RS	Springdale, Ark.	Springdale
26	Diamon Cannon	LB	6-2	210	Fr-HS	Killeen, Texas	Shoemaker
95	Hayden Carman	DT	6-4	275	Jr-2L/RS*	Little Rock, Ark.	Catholic
11	Nigel Carter	WR	6-3	205	So-1L	Tulsa, Okla.	McLain
7	Johnell Celistan	CB	6-2	190	Jr-2L	Avondale, La.	Hahnville
90	Frankie Davis Jr.	DE	6-2	240	So-1L/RS	Broken Arrow, Okla.	Broken Arrow
28	Tavarreon Dickerson	RB	5-9	185	Jr-1L/TR	Arlington, Texas	Arlington/Trinity Valley CC
3	Mandel Dixon Jr.	TE	6-2	240	Sr-1L/TR	Oakland, Calif.	Red Oak(TX)/Pittsburg State
9	Dane Evans	QB	6-1	218	Jr-2L/RS	Sanger, Texas	Sanger
20	James Flanders	RB	5-10	203	Jr-2L/RS	Midwest City, Okla.	Midwest City
80	Conner Floyd	WR	6-0	210	Sr-3L/RS	Austin, Texas	Lake Travis
57	Dylan Foxworth	C	6-1	285	Jr-2L/RS	Claremore, Okla.	Claremore
1	Keyarris Garrett	WR	6-4	221	Sr-3L/RS	Daingerfield, Texas	Daingerfield
32	Trevis Gipson	DE	6-5	210	Fr-HS	Cedar Hill, Texas	Cedar Hill
59	C.J. Gooden	LB	6-1	227	So-1L/RS	Ashdown, Ark.	Ashdown
15	Sam Gottsch	S	6-2	190	Fr-WO/RS	Jenks, Okla.	Sapulpa
91	Jake Hanks	DE	6-2	240	So-1L/RS	Fort Collins, Colo.	Fort Collins
3	Khari Harding	LB	6-1	245	Jr-TR	Edmond, Okla.	Santa Fe/Auburn
46	Forrest Harrell	LB	6-2	220	Fr-HS	Houston, Texas	Christian
15	Will Hefley III	QB	6-5	205	Fr-HS	Little Rock, Ark.	Pulaski Academy
55	Matt Hickman	LB	6-0	227	Jr-1L/WO/RS	Edmond, Okla.	Edmond Memorial
19	Bingham Hightower	QB	6-3	210	So-WO/RS	Cushing, Okla.	Cushing
18	Rey Higuera	DS	5-11	224	Sr-3L*	Gilbert, Ariz.	Perry
29	Justin Hobbs	WR	6-4	207	Fr-RS	Overland Park, Kan.	Shawnee Mission West
8	Terrance Ivery	WR	5-8	180	Fr-RS	Mansfield, Texas	Mansfield Legacy
65	Christopher Ivy Jr.	OT	6-4	295	Fr-HS	Wichita, Kan.	Wichita Heights
77	Isaac Johnson	OT	6-7	283	Fr-RS	Springdale, Ark.	Har-ber
19	Redford Jones	PK/P	5-10	174	So-1L/WO/RS	Norman, Okla.	Norman North
87	Blake Kitrell	WR	6-2	200	Jr-WO/RS	Ashland, Neb.	Ashland-Greenwood
49	Tristan Lacey	PK	5-10	162	Fr-WO/RS	Crescent, Okla.	Crescent
52	Billy Lafortune	OG	6-0	283	Sr-2L/RS*	Tulsa, Okla.	Holland Hall
24	Zack Langer	RB	6-0	218	Sr-3L/RS	Jenks, Okla.	Jenks
38	Matt Linscott	LB	6-1	220	Jr-2L/RS*	Tulsa, Okla.	Jenks
60	Ty Lott	DS	5-11	220	So-WO/RS	Sand Springs, Okla.	Charles Page
7	Bishop Louie	WR	5-10	170	So-1L	Tulsa, Okla.	McLain
2	Keevan Lucas	WR	5-10	198	Jr-2L	Abilene, Texas	Abilene
99	Derrick Luetjen	DT	6-3	291	Sr-3L/RS	Hennessey, Okla.	Hennessey



No.	Player	Pos.	Ht.	Wt.	Cl/Exp	Hometown	Previous School
40	Trent Martin	LB	6-2	230	Jr-2L/RS	Jenks, Okla.	Jenks
93	Suleiman Masumbuko	DT	6-2	295	Sr-TR	Eules, Texas	Trinity/Baylor
42	Daelen McClendon	RB	5-10	229	So-WO/RS	Prague, Okla.	Prague
74	Chandler Miller	C	6-3	293	Fr-RS	Bixby, Okla.	Bixby
34	Chris Minter	TE	6-3	230	Fr-HS	Temple, Texas	Temple
13	Jordan Mitchell	S	6-2	180	So-1L	Owasso, Okla.	Owasso
71	Mildren Montgomery	OT	6-5	275	Fr-RS	Oklahoma City, Okla.	Douglass
96	Myles Mouton	DE	6-3	245	Fr-RS	Beaumont, Texas	Ozen
1	Michael Mudoh	S	5-10	205	Sr-3L/RS	Houston, Texas	Bush
39	Gage Murphy	S	6-0	195	So-WO/RS	May, Okla.	Laverne
10	Shawn Norman	LB	5-11	197	Jr-2L/WO/RS	Freeman, Mo.	Belton
75	Alex Pagonis	OG	6-5	320	Jr-JC	Gulf Breeze, Fla.	Gulf Breeze/Fort Scott CC
26	Dalton Parks	P	6-3	209	Jr-2L	Kansas City, Mo.	Staley
66	Evan Plagg	OT	6-3	279	So-1L/WO/RS	Guthrie, Okla.	Guthrie
10	Chad President	QB	6-3	205	Fr-HS	Temple, Texas	Temple
89	Payton Prince	TE	6-4	252	Fr-RS	Norman, Okla.	Norman North
5	Tim Quickel	LB	6-2	215	Fr-RS	Little Rock, Ark.	North Little Rock
24	J.R. Reed	S	6-1	185	Fr-HS	Plano, Texas	Prestonwood Christian Acad.
11	David Richardson II	CB	5-11	170	Fr-HS	Rockwall-Heath, Texas	Rockwall
33	Rob Riederer	TE	6-0	225	So-1L/RS	Holton, Kan.	Holton
9	Reginald Robinson II	CB	6-1	185	Fr-HS	Cleburne, Texas	Cleburne
33	Ronan Rogers	LB	6-3	219	So-TR	Tulsa, Okla.	Holland Hall/Utah
94	Michael Rios	DT	6-3	299	Fr-RS	Wichita, Kan.	West
56	Earl Rollins	DT	6-3	275	So-1L	Irving, Texas	MacArthur
12	Ryan Rubley	QB	6-3	220	So-SQ/RS	Highlands Ranch, Colo.	Mountain Vista
89	Thomas Shamet	DT	6-2	267	Jr-WO/RS	Fairway, Kan.	Bishop Miege
43	Conner Sherwood	LB	6-3	232	Jr-2L/RS	Tulsa, Okla.	Cascia Hall
85	Kolton Shindelar	DE	6-6	254	So-1L/RS	Liberty, Mo.	Liberty
6	Chris Showels	WR	5-6	165	Sr-WO/RS	Round Rock, Texas	Vista Ridge
21	Rowdy Simon	RB	5-8	201	So-1L/WO/RS	Vian, Okla.	Vian
98	Jeremy Smith	DE	6-5	250	So-1L	Tulsa, Okla.	Berryhill
38	Randall Smith	WR	6-1	208	So-WO/RS	Coweta, Okla.	Coweta
39	Preston Soper	PK	6-0	205	So-1L/WO/TR	Muskogee, Okla.	Muskogee/Missouri
76	Garrett Stafford	OG	6-5	300	Sr-3L/RS	Tulsa, Okla.	Memorial
40	Brandon Stage	PK	5-10	197	Fr-WO/RS	Stage, Fla.	Ridgeview
28	Craig Suits	LB	6-0	220	So-1L/RS	Sunnyvale, Texas	Poteet
22	Javon Thomas	RB	6-2	215	Fr-HS	Texarkana, Texas	Texas
2	Kerwin Thomas	CB	5-10	171	So-1L/RS	Wagoner, Okla.	Wagoner
12	Micheal Thomas	LB	6-0	232	Jr-SQ/RS	Lafayette, La.	Lawton (Okla.) MacArthur
53	Zac Uhles	C	6-3	273	So-1L/RS	Norman, Okla.	Norman
4	Brodrick Umblance	CB	6-1	184	So-1L	Arlington, Texas	The Oakridge School
70	Jerry Uwaezuoke	DT	6-3	295	Jr-2L/RS	Houston, Texas	Westbury
13	Brad Valentino	QB	6-0	215	Sr-WO/RS	Norman, Okla.	Butler CC
27	Keidrien Wadley	CB	6-1	185	Fr-HS	Irving, Texas	Ranchview
90	Nathan Walker	PK	5-9	165	Fr-WO/RS	Kingwood, Texas	Kingwood
63	Chris Wallace	OG	6-5	305	Jr-2L/RS	Sperry, Okla.	Sperry
25	Ramadi Warren	RB	5-9	205	Fr-RS	Memphis, Tenn.	Whitehaven
21	McKinley Whitfield	S	6-4	194	Fr-HS	Spiro, Okla.	Spiro
30	Cristian Williams	S	6-0	170	Fr-HS	Dallas, Texas	Lincoln
6	Darrell Williams Jr.	CB	5-10	197	Sr-2L/RS	Houston, Texas	Westfield
44	Petera Wilson Jr.	LB	6-2	225	So-1L	Memphis, Tenn.	White Hall
82	Tyler Wilson	TE	6-6	240	Jr-1L/RS	Ponca City, Okla.	Ponca City
58	Willie Wright	OT	6-3	291	Fr-RS	Houston, Texas	Cypress Ridge
67	Tristan Wyatt	OG	6-5	290	Fr-HS	Shawnee, Okla.	Shawnee

L – Letters Earned
WO – Current Walk-on athlete

RS – Has used a red-shirt year
TR – Transferred to Tulsa

SQ – Squad member, no letter earned
MR – Received Medical Red-shirt

* – Former walk-on now on scholarship

INTRO

PLAYERS

STAFF

REVIEW

AMERICAN ATHLETIC
CONFERENCE

OPPONENTS

HISTORY

RECORDS

54

Derrick ALEXANDER, JR.

Defensive End
6-2 • 284 • Sr-3L
Tulsa, Okla.



TULSA – A three-year letterwinner and two-year starter . . . has played in 38 career games with 23 starts . . . has 93 career tackles, 27 TFLs for -159 yards, 17 sacks for -125 yards . . . **2014** – Started in all 12 games . . . earned second-team all-American Athletic Conference accolades . . . had 42 stops in 12 games including 12 TFLs for -72 yards and 7.5 sacks for -58 yards . . . ranked second in the American Athletic Conference for sacks with 0.63 per game . . . tallied four tackles and one sack for -5 yards vs. East Carolina . . . had five stops and 1.5 TFLs for -7 yards at Houston . . . totaled four tackles at UCF, including 1.5 TFLs for -7 yards and had two QB hurries . . . tied a season-best with five tackles vs. SMU . . . totaled three tackles, including two sacks for -16 yards vs. USF . . . had two stops, one sack for -8 yards and one forced fumble at Colorado State . . . totaled a season-best 5 stops and added one sack for -7 yards and forced one fumble vs. Texas State . . . tallied three stops and 1.5 TFLs for -4 yards vs. Oklahoma . . . had three stops, including one TFL for -4 yards vs. Tulane . . . **2013** – Played in all 12 games . . . did not start in the season opener, but started the next 11 games . . . was credited with 32 tackles and 9.5 TFLs for -61 yards . . . also had 6.5 sacks for -47 yards . . . also had three pass break-ups, two forced fumbles and one fumble recovery . . . tallied a season-high seven stops against Marshall . . . **2012** – Played in all 14 games . . . totaled 19 tackles, 5.5 TFLs for -26 yards and three sacks for -20 yards . . . earned C-USA all-Freshman team accolades . . . tallied a season-high five tackles with 1.5 TFLs for -10 yards including a nine-yard sack against UTEP . . . had two solo tackles, including one sack for -10 yards, against Rice . . . totaled two stops, including one for -2 yards vs. UAB . . . had his first career tackle against Tulane . . . **2011** – Was one of several true freshmen to sit out the 2011 season due to red-shirt status.

HIGH SCHOOL – Was named the *Tulsa World* All-State Player of the Year as a defensive end at Booker T. Washington High School . . . also played on the offensive line . . . played and started his junior and senior seasons at BT Washington High School . . . played his first two seasons at Victory Christian . . . earned *Tulsa World* first-team all-state and all-metro honors as a senior . . . selected to the OCA Class 5A all-state team . . . selected to *The Oklahoman* all-state first team as a senior . . . totaled 151 tackles and 14 sacks en route to leading his team to the Class 5A state title in 2010 . . . had 10 or more tackles in 12 of 14 games his senior season . . . collected 13 tackles and two sacks in the championship game . . . tallied 44 tackles and six sacks in four playoff games . . . was credited with 79 tackles his junior season . . .

totalled 115 tackles as a sophomore in 2008 at Victory Christian . . . high school coach was Durell Hall.

PERSONAL – Favorite movies are *Fight Club* and *Training Day* . . . lists the Pittsburgh Steelers as his favorite NFL team . . . his favorite book is the *Bible* . . . his brother Dominique is a sophomore at the University of Oklahoma . . . parents are Derrick Alexander, Sr. and Nicole Holman-Alexander . . . his father played football at Oklahoma State . . . earned an undergraduate degree in management last May . . . working towards a second degree in finance . . . born January 14, 1993

D. Alexander's Career Statistics

Defense	G	UT	AT	Tot	Loss	Sack	FR	FF	PBU	INT
2011	Red-shirt									
2012 (Fr)	14	10	9	19	5.5/-26	3/-20	0	0	1	0
2013 (So)	12	14	18	32	9.5/-61	6.5/-47	1	2	3	0
2014 (Jr)	12	24	18	42	12/-72	7.5/-58	0	2	1	0
Totals	38	48	45	93	27/-159	17/-125	1	4	5	0

20

Zik ASIEGBU

Linebacker
6-0 • 210 • Sr-3L
Grand Prairie, Texas



TULSA – A three-year letterwinner . . . most of his playing time has come on special teams . . . signed with Tulsa in February 2010, but gray-shirted that year . . . enrolled at Tulsa for the 2011 spring semester . . . has played in 29 career games . . . has 22 career tackles . . . **2014** – Played in eight games . . . missed the USF, SMU, Houston and East Carolina games . . . received his first career start at Temple . . . had 11 tackles . . . saw his most extensive playing time at linebacker against Colorado State . . . had a career-high seven tackles and forced one fumble at Colorado State . . . **2013** – Saw action in nine games and totaled two tackles . . . **2012** – Missed the entire 2012 season after suffering injuries in an automobile accident . . . **2011** – Played in 12 games and collected nine tackles . . . had two tackles each against #1 Oklahoma and UCF.

HIGH SCHOOL – Lettered his senior season at James Bowie High School . . . helped lead his team to a 10-2 record and the regional finals . . . moved from safety to linebacker during the 2009 season . . . was credited with 103 tackles from his linebacker position as a senior . . . earned first-team all-District 5A-4 merits his senior campaign . . . also lettered in track and wrestling . . . had a personal-best 19-2 long jump as a junior . . . high school coach was Kenny Perry.

PERSONAL – Lists the Dallas Cowboys as his favorite NFL team . . . his favorite food is Mexican . . . enjoys watching movies . . . the most memorable place he has visited in Nigeria . . . mother is Julie Madubuike . . . majoring in organizational studies

. . . born June 7, 1992 in Los Angeles, California. (pronounced Zeke Ah-SEE-ah-bu)

Asiegbu's Career Statistics

Defense	G	UT	AT	Tot	Loss	Sack	FR	FF	PBU	INT
2011 (Fr)	12	5	4	9	1/-1	0/0	0	0	0	0
2012	Red-shirt									
2013 (So)	9	2	0	2	0/0	0/0	0	0	0	0
2014 (Jr)	8	4	7	11	0/0	0/0	0	1	0	0
Totals	29	11	11	22	1/-1	0/0	0	1	0	0

88

Josh ATKINSON

Wide Receiver
6-2 • 208 • Jr-2L
Carrollton, Texas



TULSA – A two-year letterwinner and returning starter . . . received a medical red-shirt season in 2012 . . . has played in 21 career games . . . has 525 career yards on 48 receptions . . . **2014** – Played in all 12 games . . . had eight starts, while starting the first five games . . . had 35 receptions for 416 yards to rank third on the team . . . saw his first start in the season opener vs. Tulane and had 80 yards on seven catches . . . caught the two-point conversion that tied Tulane 28-28 to put the game in OT . . . had a team-high seven catches for a career-best 85 yards at FAU . . . caught two passes for 43 yards at Temple, including a career-long 38-yarder . . . caught four passes for 49 yards at Memphis . . . **2013** – Played in seven games . . . caught nine passes for 76 yards and one TD . . . his touchdown came on a six-yard reception against UTSA . . . led Tulsa with five receptions for 35 yards against North Texas . . . also had 26 yards on two receptions at Louisiana Tech . . . **2012** – Received a medical hardship after playing in two games . . . played in the Tulane and Nicholls State games before suffering a season-ending injury . . . caught four passes for 33 yards against Nicholls State.

HIGH SCHOOL – Was a three-year letterwinner and starter at The Oakridge School . . . started all three years at receiver and safety . . . was credited with 149 receptions for 2,940 yards and 31 touchdowns in his career, while also totaling 562 rushing yards and nine TDs on 71 carries . . . helped lead his team to a 10-1 record and SPC state title as a senior . . . had 70 receptions for 1,301 yards and 12 touchdowns, and recorded 61 tackles and nine interceptions as a senior . . . was named to the *Dallas Morning News* Top 100 Area Recruits . . . named to the *Fort Worth Star Telegram* Super Team his senior season . . . earned all-SPC honors as a junior and senior . . . caught 53 passes for 1,105 yards and 11 touchdowns, while returning seven kicks for 261 yards and one TD his junior season . . . played quarterback as a sophomore and completed 97 passes for 1,548 yards and 15 TDs, while rushing for 445 yards and six TDs on 65 carries his sophomore campaign . . . earned honorable mention all-state honors, while being named all-



district on offense and defense his sophomore season . . . was also the District Newcomer of the Year as a sophomore . . . also lettered three years in basketball and track . . . high school coach was Phillip Farhat.

PERSONAL – Favorite movie is *Remember the Titans* . . . the Dallas Cowboys is his favorite NFL team, while Dwyane Wade is his favorite professional athlete . . . Dez Bryant is his favorite NFL player . . . favorite book is *The Great Gatsby* . . . favorite actor is Denzel Washington . . . if he could play a role in any movie, it would be Washington's role in *Remember the Titans* . . . his cousin, John Starks, played in the NBA for four teams, most notably with the New York Knicks . . . Deion Sanders is the most famous person he's ever met . . . "Blessed" is the one word that best describes him . . . the game show he would want to appear on is "Family Feud" . . . favorite musician is Big Sean . . . a member of the Fellowship of Christian Athletes . . . has two older siblings . . . parents are Shawn and Kim Atkinson . . . majoring in communication . . . born August 19, 1993 in Dallas, Texas.

Atkinson's Career Statistics

Receiving	G	Rec	Yds	Avg	TD	Long
2012 (Hardship)	2	4	33	8.2	0	13
2013 (Fr)	7	9	76	8.4	1	11
2014 (So)	12	35	416	11.9	0	38
Totals	21	48	525	10.9	1	38

23

Will BARROW
Cornerback
5-9 • 172 • Jr-2L
Dallas, Texas



TULSA – A returning letterwinner and starter . . . was one of five true freshmen to earn a letter in 2013 . . . has played in 19 career games and has 11 career starts . . . has 63 career tackles, eight pass break-ups, two interceptions and two fumble recoveries . . . **2014** – Played in seven games and started three contests – Tulane, Oklahoma and Memphis . . . missed five games – Texas State, Colorado State, Temple, USF and Houston . . . had nine stops and three pass break-ups on the season . . . had three tackles and two pass break-ups against Tulane in the season opener . . . totaled three stops and one PBU vs. Oklahoma . . . played most of the OU game at free safety . . . moved back to cornerback last spring after playing safety in 2013 . . . **2013** – Played in 12 games and started eight contests . . . began the season at cornerback, but was moved to safety early in the season . . . saw his first collegiate start at free safety against Rice when he totaled three tackles . . . was credited with 54 tackles to rank fourth on the team and also intercepted two passes for 76 return yards . . . had two fumble recoveries for 134 yards and two TDs . . . had a 37-yard fumble return for a touchdown at East Carolina and a 97-yard TD on a fumble return against North Texas . . . had a season-best 11 stops against East Carolina . . . totaled nine stops at Tulane to go

along with a 64-yard interception return.

HIGH SCHOOL – Helped lead Skyline High School to a 13-1 record and to the fourth round in the state playoffs as a senior . . . as a junior, his team posted an overall 14-1 record and lost in the state semifinals . . . earned first-team all-district honors and was an honorable mention Class 5A all-state selection . . . was *Rivals.com* No. 93rd overall prospect in the state of Texas and the No. 68 cornerback in the country . . . also lettered in basketball and track . . . high school coach was Reginald Samples.

PERSONAL – Favorite NFL team is the Dallas Cowboys . . . his favorite NFL player is Tyrann Mathieu . . . lists Russell Westbrook as his favorite pro athlete . . . favorite food is chicken tenders . . . his favorite TV show is "Tom & Jerry" . . . *Love & Basketball* is his favorite sports movie . . . favorite actor is Will Smith . . . the magazine cover he would like to appear on is *Sports Illustrated* . . . an old school song that he has on his iTunes is "My Girl" by the Temptations . . . most famous person he's ever met is Dallas Cowboys' tight end Jason Witten . . . the person he would most like to meet, dead or alive, is President John F. Kennedy . . . favorite movie is *Olympus Has Fallen* . . . cousin to former Tulsa linebacker Cornelius Arnick . . . parents are William Barrow Sr. and Theresa Ross . . . stepmom is Dawn Barrow, and stepdad is James Ross . . . majoring in exercise & sports science . . . born March 7, 1995.

Barrow's Career Statistics

Defense	G	UT	AT	Tot	Loss	Sack	FR	FF	PBU	INT
2013 (Fr)	12	31	23	54	0/0	0/0	2/134	2	5	2/76
2014 (So)	7	8	1	9	0/0	0/0	0/0	0	3	0/0
Totals	19	39	24	63	0/0	0/0	2/134	2	8	2/76

78

Blake BELCHER
Offensive Tackle
6-5 • 300 • Jr-2L
Guthrie, Okla.



TULSA – A two-year letterwinner and returning starter . . . has played in 21 career games and has 12 starts . . . **2014** – Played and started in 11 games . . . started the first five games . . . graded over 90 percent in seven games on the season . . . made his second career start in the opener vs. Tulane, but it was his first start at tackle where he graded 91 percent . . . played 96 snaps vs. Texas State and graded at 90-percent . . . graded 86-percent on 70 snaps at Colorado State . . . missed the Temple game, and returned to the starting lineup vs. USF, and graded 94-percent on 78 plays . . . graded 94-percent on 91 snaps at Memphis . . . had a grade of 95-percent on 76 plays vs. SMU . . . played 57 snaps at UCF and graded 93-percent . . . graded 91-percent on 78 plays at Houston . . . **2013** – Played in 10 games . . . saw most of his playing time at the tight end position for

his blocking ability . . . also played on special teams . . . missed the first two contests . . . started the season finale against North Texas at tight end . . . **2012** – Was one of several freshmen to sit out the 2012 campaign due to red-shirt status.

HIGH SCHOOL – Was a three-year letterwinner and starter at offensive tackle at Guthrie High School . . . helped lead his team to a 14-0 record and Class 5A state championship as a senior and an overall 33-6 three-year record . . . helped pave the way for an offense that averaged 39.9 points and nearly 275 rushing yards per game his senior season . . . graded at 96-percent as a senior . . . was a first-team all-state selection by the *Tulsa World* his senior season . . . was named the Class 5A-1 Offensive Lineman of the Year and *The Oklahoman's* Big All-City Lineman of the Year as a senior . . . was a first-team all-state selection by *The Oklahoman* . . . was named to the OCA West all-state team . . . 11th-ranked Oklahoma prospect by *Rivals.com* . . . received a *Rivals.com* three-star rating . . . was named to The Oklahoman's Big All-City team as a junior . . . also lettered four years in power-lifting and three-years in track . . . high school coach was Rafe Watkins.

PERSONAL – Enjoys playing golf and hunting . . . favorite TV show is "Game of Thrones" . . . the Dallas Cowboys is his favorite NFL team . . . lists *Star Wars IV, V and VI* as his favorite movies . . . his favorite sports movie is *Varsity Blues* . . . his favorite musician is Billy Joel . . . lists Barry Switzer as the most famous person he's ever met . . . if he could play a role in any movie, it would be of Bruce Wayne in *Batman* . . . has participated in community service events "Feed My Starving Children" and "Hands of Jesus" . . . if he could invite any two people to dinner it was be Billy Joel and Johnny Cash . . . mother's name is Marla Belcher . . . majoring in exercise and sports science . . . born September 14, 1993 in Tulsa, Oklahoma.

72

Tyler BOWLING
Offensive Guard
6-6 • 324 • Fr-RS
Yukon, Okla.



TULSA – Was one of several freshmen to sit out the 2014 season due to red-shirt status.

HIGH SCHOOL – Was a two-year letterwinner and starter at left tackle for Yukon High School . . . named to *The Oklahoman's* Super 30, ranking 17th overall . . . named to the all-Mid State team . . . was named second-team all-state by *The Oklahoman* . . . earned *Tulsa World* honorable mention all-state honors his senior season . . . was the 6A-3 All-Metro Conference Offensive Lineman of the Year . . . named to the Big All-City first team by *The Oklahoman* . . . was ranked 24th among the top-36 players in the state of Oklahoma by *247Sports Ratings* . . . was named as one of *VYPE* magazine's Mr. Football semi-finalists . . .

INTRO

PLAYERS

STAFF

REVIEW

AMERICAN ATHLETIC CONFERENCE

OPPONENTS


HISTORY

RECORDS

high school coach was Todd Wilson.

PERSONAL – Favorite movie is *Gladiator* . . . his favorite sports movie is *Coach Carter* . . . lists the Pittsburgh Steelers as his favorite professional sports team . . . Kevin Durant is his favorite pro athlete . . . favorite actor is Russell Crowe . . . the TV game show he'd like to appear on is "The Price is Right" . . . parents are Shane and Crista Bowling . . . majoring in arts & sciences . . . born May 30, 1996 in Philadelphia, Pennsylvania.

22



Jeremy BRADY
Safety
5-10 • 197 • Jr-2L
North Little Rock, Ark.

TULSA – A returning letterwinner . . . made the move back to safety after spending the 2014 season at running back . . . spent the 2013 season on defense . . . has played in 15 career games . . . **2014** – Played at the running back position . . . played in five games . . . saw most of his playing time on special teams . . . **2013** – Played in 10 games . . . was credited with six tackles . . . had a season-high two tackles in the final two games of the season against Louisiana Tech and North Texas . . . **2012** – Was one of several freshmen to sit out the 2012 season due to red-shirt status.

HIGH SCHOOL – Earned four letters in high school . . . spent his senior season at Pulaski Academy . . . played at Red Oak (Texas) High School in his first three years . . . started at safety in each of his four seasons . . . also started at receiver as a junior at Red Oak High School . . . helped lead his Pulaski team to a 14-0 record and Arkansas Class 4A state championship as a senior . . . collected 64 tackles, 10 TFLs and four interceptions as a senior . . . also returned 10 kicks for 294 yards and one TD . . . had 423 all-purpose yards and two touchdowns his senior campaign . . . earned first-team all-conference honors as a senior . . . totaled 89 tackles, four interceptions and two forced fumbles as a junior at Red Oak . . . earned first-team 15-4A all-district accolades as a sophomore and junior . . . was invited to the U.S. Army All-American Combine in 2011 . . . had career statistics of 27 receptions for 460 yards on offense . . . tallied 300 tackles, 12 interceptions, nine pass break-ups, five caused fumbles and four fumble recoveries in his career . . . high school coach at Pulaski Academy was Kelvin Kelly.

PERSONAL – Favorite NFL team is the Dallas Cowboys . . . Tom Brady is his favorite NFL player . . . his favorite sports movie is *Remember the Titans* . . . favorite TV show is the "Office" . . . *The Outsiders*, written by Tulsa alumnae S.E. Hinton, is his favorite book . . . Denzel Washington is his favorite actor . . . if he could play a role in any movie, it would be Washington's role in *Training Day* . . . favorite meal

his mom cooks is fried chicken . . . the two people he would most like to have dinner with are Kobe Bryant and Phil Jackson . . . his favorite sport to watch and play other than football is basketball . . . has three siblings . . . parents are Dexter and LaTonya Brady . . . majoring in accounting . . . born November 19, 1993 in Dallas, Texas.

Brady's Career Statistics

Defense	G	UT	AT	Tot	Loss	Sack	FR	FF	PBU	INT
2012	Red-shirt									
2013 (Fr)	10	3	3	6	0/0	0/0	0	0	0	0
2014 (So)	5	0	1	1	0/0	0/0	0	0	0	0
Totals	15	3	4	7	0/0	0/0	0	0	0	0

4



D'Angelo BREWER
Running Back
5-9 • 185 • So-1L
Tulsa, Okla.

TULSA – A returning letterwinner . . . played as a true freshman in 2014 . . . **2014** – Played in all 12 games . . . had 794 all-purpose yards to rank third on the team . . . rushed for 128 yards on 39 carries and caught four passes for 64 yards . . . led Tulsa in kickoff return yardage with 602 yards on 27 returns for a 22.3 average . . . ranked fourth in the American Athletic Conference for kickoff return yards . . . had four carries for 11 yards in his first collegiate game against Tulane . . . gained 26 yards on eight carries vs. Oklahoma . . . had his first career reception of 21 yards vs. Colorado State . . . had six carries for 33 yards and a season-long 58-yard kickoff return against SMU . . . had four kickoff returns for a career-best 90 yards vs. Houston . . . also had 89 return yards on four returns against Temple . . . started his first career game in the season finale against East Carolina and had 42 yards and one TD on 13 carries, while returning four kicks for 82 yards.

HIGH SCHOOL – Was a four-year letterwinner and starter at Tulsa Central High School . . . played quarterback as a junior and senior . . . also played cornerback his senior campaign . . . rushed for 1,304 yards, a 8.0 average and 10 TDs as a senior . . . passed for 714 yards and six touchdowns his senior season . . . averaged 40 yards as the punter and had 15 tackles and two interceptions at cornerback . . . was named the District 5A-4 Player of the Year . . . earned *Tulsa World* first-team all-metro honors as a specialist his senior campaign . . . also earned *Tulsa World* honorable mention all-state accolades . . . was ranked 20th among the top-36 players in the state of Oklahoma by *247Sports Ratings* . . . had a three-star rating by *247Sports* . . . had 345 all-purpose yards and accounted for five touchdowns in a 39-21 comeback victory over Claremore as a senior . . . had career totals of 2,864 yards and 25 TDs on the ground, while passing for 1,014 yards and eight touchdowns from the quarterback position as a junior and senior

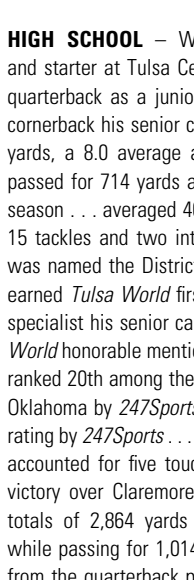
. . . also had 40 receptions for 426 yards and 10 TDs in his career . . . played receiver and running back in his first two years . . . also ran track and played basketball as a junior . . . high school football coach was Don Gibson.

PERSONAL – Favorite professional sports team is the Chicago Bears . . . his favorite movie is *Friday* and his favorite sports movie is *Friday Night Lights* . . . favorite pro athlete is LeBron James . . . his favorite actor is Mike Epps . . . if he play a role in any movie it would be as *Superman* . . . parents are Samuel Cotton and Keyatta Stampley . . . majoring in communication . . . born January 6, 1996 in Chicago, Illinois.

Brewer's Career Statistics

Rushing	G	Att	Gain	Loss	Net	TD	Avg	Long
2014 (Fr)	12	39	134	6	128	1	3.3	12
Receiving	G	Rec	Yds	Avg	TD	Long		
2014 (Fr)	12	4	64	16.0	0	25		
KO Returns	G	No	Yds	Avg	TD	Long		
2014 (Fr)	12	27	602	22.3	0	58		

8



Jesse BRUBAKER
Defensive Tackle
6-3 • 285 • So-1L
Wylie, Texas

TULSA – Received a medical hardship in 2014 . . . earned a letter, while starting as a true freshman in 2013 . . . has 22 career tackles and three pass break-ups in 12 career games . . . **2014** – Played in only one game due to injury . . . received a medical hardship . . . suffered an orbital bone fracture to his left eye during a bye week practice before the Texas State game . . . did not play in the first two games after missing a good portion of preseason camp with an injury . . . played in the FAU game and registered two tackles, then suffered the season-ending injury . . . **2013** – Played in 11 games and started the first 10 games of his true freshman season . . . missed the season finale with an injury . . . compiled 20 tackles, 2.5 TFLs for -6 yards and had three pass deflections . . . had a season-best four tackles against both UTEP and UTSA.

HIGH SCHOOL – Was a three-year letterwinner and starter at Wylie East High School . . . started at tight end for three years and at defensive tackle his senior campaign . . . helped lead his team to a 9-4 record and third round of the Class 4A state playoffs as a senior . . . had 50 tackles, 10 TFLs and four sacks his senior season . . . caught 43 passes for 540 yards and three TDs as a senior, while catching 22 passes for 262 yards and three touchdowns his junior season . . . earned all-state honors on offense and defense . . . had 480 receiving yards and three TDs as a junior . . . was a first-team all-district and third-team all-state tight end as a junior . . . was ranked by *247Sports* as the No. 113th prospect in Texas and the No. 32



tight end in the nation . . . high school coach was Joe Lepsis.

PERSONAL – Favorite sports movie is *Major League* . . . his favorite NFL team is the Pittsburgh Steelers . . . JJ Watt of the Houston Texans is his favorite NFL player . . . his favorite TV show is “Swamp People” . . . parents are Jesse Brubaker and Laura Henelly . . . was married in January 2014 . . . his wife’s name is Mackenzie . . . his son’s name is Barrett . . . majoring in exercise & sports science . . . born December 21, 1994.

Brubaker’s Career Statistics

Defense	G	UT	AT	Tot	Loss	Sack	FR	FF	PBU	INT
2013 (Fr)	11	9	11	20	2.5/-6	0.5/-2	0	0	3	0
2014 (Hardship)	1	0	2	2	0.5/-2	0/0	0	0	0	0
Totals	12	9	13	22	3/-8	0.5/-2	0	0	3	0

5



Jabe BURGESS
Quarterback
6-2 • 217 • Fr-RS
Greenwood, Ark.


TULSA – Was one of several true freshmen to sit out last year due to red-shirt status . . . enrolled at Tulsa at mid-semester 2014 . . . has participated in the 2014 and 2015 spring practice sessions.

HIGH SCHOOL – Was a three-year letterwinner and two-year starter at Greenwood High School . . . led Greenwood to a two-year mark of 26-1 . . . completed 72-percent of his passes for 5,210 yards and 56 touchdowns in his two seasons as the starter . . . set the state record for career completion percentage . . . named the Class 7A-6A Conference Offensive Player of the Year, while earning all-state and all-conference accolades . . . completed 152-of-223 passes for 2,082 yards and 20 touchdowns with only six interceptions as a senior . . . had a three-star rating and was ranked as the 22nd top pro-style quarterback in the nation according to *Rivals.com* . . . was a preseason first-team selection to the 2013 ArkansasVarsity.com all-senior team and was the fourth-rated prospect in the state of Arkansas by *Rivals.com* . . . earned a three-star rating by *247Sports* . . . was ranked 10th among the top-21 players in the state of Arkansas by *247Sports Ratings* . . . completed 74-percent of his passes, completing 219-of-296 throws for 3,128 yards and 36 touchdowns with only five interceptions, while leading his team to a state championship and a perfect 15-0 record as a junior . . . also earned all-state and all-conference recognition as a junior . . . also lettered two years in baseball . . . high school coach was Rick Jones.

PERSONAL – Favorite NFL team is the Chicago Bears, while the New York Yankees is his favorite pro sports team . . . enjoys playing the guitar . . . favorite movie is *Limitless*, while his favorite sports

movie is *Tin Cup* . . . his favorite TV show is “House of Cards” . . . his favorite musical band is Kings of Leon . . . favorite meal his mom cooks is parmesan chicken, and his favorite dessert is key lime pie . . . his favorite sport to watch or play besides football is baseball . . . Brett Favre is the most famous person that he’s ever met . . . the person, dead or alive, he would most like to meet is John Wayne . . . his cousin Tyler Wilson was a quarterback at the University of Arkansas . . . parents are Dane and Tara Burgess . . . arts & sciences major . . . born September 17, 1995 in Fort Smith, Arkansas.

18



Joseph CALCAGNI
Quarterback
6-1 • 212 • Sr-2L
Springdale, Ark.

TULSA – A returning letterwinner . . . has played in nine career games . . . has completed 19-of-43 passes for 182 yards and one touchdown in his career . . . has also rushed for 37 career yards . . . completed 15-of-28 passes for 173 yards and two TDs, while rushing for 56 yards in the spring game . . . **2014** – Saw action in four games . . . played against Oklahoma, FAU, Colorado State and UCF . . . completed seven passes for 74 yards . . . completed 4-of-7 passes for 30 yards vs. Oklahoma . . . **2013** – Played in three games . . . threw for 60 yards and one TD in three appearances . . . his first career touchdown pass was a six-yarder against UTSA . . . **2012** – Played in two games . . . saw playing time against Tulane and Nicholls State . . . rushed one time for 10 yards vs. Tulane . . . completed 3-of-4 passes for 48 yards against Nicholls State . . . **2011** – Was one of several true freshmen to sit out the 2011 season due to red-shirt status.

HIGH SCHOOL – Was a three-year letterwinner and two-year starter at Springdale High School . . . threw for 4,718 yards and 42 TDs in his final two seasons at Springdale High School . . . threw for 2,159 yards and 16 TDs, while rushing for 288 yards as a senior . . . was named to the Class 7A all-state team by the Arkansas Activities Association . . . was also named to the all-Northwest Arkansas team by the *Arkansas Democrat-Gazette* . . . was voted team captain as a senior by his teammates . . . completed 195-of-315 passes for 2,559 yards and 26 touchdowns his junior season . . . also rushed for 389 yards and six TDs as a junior . . . earned Class 7A West all-conference team honors his junior season . . . was named the Offensive MVP in the *Max Emfinger* All-American Bowl, as he completed 7-of-10 passes for 195 yards and a 52-yard TD pass . . . high school coach was Shane Patrick.

PERSONAL – Enjoys fishing, hunting and golfing . . . favorite movie is *The Dark Knight* . . . his favorite NFL player is Peyton Manning . . . the TV game show he’d like to appear on is “American Ninja Warrior” . . . was named to the C-USA Commissioner’s Academic

Honor Roll in his first three seasons . . . the one word that best describes him is “honest” . . . a member of the Fellowship of Christian Athletes . . . his father, Mark, played football at the University of Arkansas . . . parents are Mark and Jacqui Calcagni . . . graduated Cum Laude last December with a degree in exercise & sports science . . . working towards a master’s degree in math & science education . . . born July 30, 1992.

Calcagni’s Career Statistics

Passing	G	Comp	Att	Yds	Int	TD	Pct	Ypg	Long
2011 Red-shirt									
2012 (Fr)	2	3	4	48	0	0	75.0	24.0	26
2013 (So)	3	9	22	60	1	1	40.9	20.0	10
2014 (Jr)	4	7	17	74	1	0	41.2	18.5	21
Totals	9	19	43	182	2	1	44.2	20.2	26
Rushing	G	Att	Gain	Loss	Net	TD	Avg	Long	
2011 Red-shirt									
2012 (Fr)	2	3	11	0	11	0	3.7	10	
2013 (So)	3	4	19	9	10	0	2.5	12	
2014 (Jr)	4	6	19	3	16	0	2.7	11	
Totals	9	13	49	12	37	0	2.8	12	

95



Hayden CARMAN
Defensive Tackle
6-4 • 275 • Jr-2L
Little Rock, Ark.

TULSA – A two-year letterwinner . . . a former walk-on athlete . . . was put on scholarship during preseason camp in 2014 . . . has played in 21 career games . . . has 12 career tackles . . . **2014** – Played in nine games . . . did not play vs. Texas State, USF and SMU . . . had seven tackles . . . had a career-best three stops at UCF . . . tallied two tackles at FAU . . . **2013** – Played in 12 games . . . was credited with five tackles . . . had a season-best two stops in the season opener at Bowling Green . . . **2012** – Was one of several true freshmen to sit out the 2012 season due to red-shirt status.

HIGH SCHOOL – Was a two-year letterwinner and two-year starter at Little Rock Catholic High School . . . started on at defensive end his junior and senior seasons . . . was an all-conference selection his junior and senior campaign . . . was named to the All-Arkansas first team . . . high school coach was David Estes.

PERSONAL – Favorite sports movie is *Miracle* . . . if he could invite two people to dinner, they would be George W. Bush and Charlie Sheen . . . favorite NFL player is J.J. Watt of the Houston Texans . . . his favorite professional sports team is the Boston Red Sox . . . favorite sports to watch besides football is baseball . . . favorite book is *The Lords of Discipline* by Pat Conroy . . . his favorite actor is Mark Wahlberg . . . lists the Outer Banks of North Carolina as his favorite vacation spot . . . parents are Dan and Kim Carman . . . majoring in finance . . . born July 8, 1994.

INTRO
 PLAYERS
 STAFF
 REVIEW
 AMERICAN ATHLETIC CONFERENCE
 OPPONENTS
 HISTORY
 RECORDS

Carman's Career Statistics

Defense	G	UT	AT	Tot	Loss	Sack	FR	FF	PBU	INT
2012	Red-shirt									
2013 (Fr)	12	3	2	5	1/-1	0/0	0	0	0	0
2014 (So)	9	4	3	7	1.5/-5	0/0	0	0	0	0
Totals	21	7	5	12	2.5/-6	0/0	0	0	0	0

11

Nigel CARTER

Wide Receiver
6-3 • 205 • So-1L
Tulsa, Okla.



TULSA – A returning letterwinner . . . enrolled at Tulsa at mid-semester 2014 from Tulsa's McLain High School . . . **2014** – Played in 11 games as a true freshman . . . had three receptions for 24 yards . . . started two games . . . received his first career start against Colorado State . . . also started vs. USF . . . had a season-long 12-yard reception at FAU . . . saw his first collegiate action against Oklahoma and caught one pass for six yards . . . also had a six-yard reception against East Carolina.

HIGH SCHOOL – Was a three-year letterwinner and starter at receiver at Tulsa's McLain High School . . . caught 23 passes for 280 yards and five touchdowns in just six games as a senior . . . earned *Tulsa World* honorable mention all-state and all-metro honors . . . named to *The Oklahoman's* Super 30, ranking 28th overall . . . was ranked 16th among the top-36 players in the state of Oklahoma by *247Sports Ratings* . . . had a three-star rating by *247Sports* . . . also played cornerback as a senior and free safety his junior season . . . had 33 receptions for 630 yards and nine TDs, while also scoring on two kickoff returns in his junior campaign . . . high school coach was Jarvis Payne.

PERSONAL – Enjoys playing basketball . . . NFL receiver A.J. Green is his favorite professional athlete . . . the Cincinnati Bengals is his favorite NFL team . . . favorite movie is *Friday* . . . his favorite sports movie is *Coach Carter* . . . favorite TV show is "Martin" . . . a TV show that nobody can believe he watches is "Golden Girls" . . . Martin Lawrence is his favorite actor . . . a member of the Fellowship of Christian Athletes . . . parents are Marrion Boone and Katrina Carter . . . arts & sciences major . . . born October 26, 1995 in Tifton, Georgia.

Carter's Career Statistics

Receiving	G	Rec	Yds	Avg	TD	Long
2014 (Fr)	11	3	24	8.0	0	12

7

Johnell CELISTAN, Jr.

Cornerback
6-2 • 190 • Jr-2L
Avondale, La.



TULSA – A two-year letterwinner . . . was a member of the 2012 signing class . . . gray-shirted for the 2012 season . . . enrolled at Tulsa in January 2013 . . . has played in 23 career games . . . has 21 career tackles and four pass break-ups . . . **2014** – Saw playing time in all 12 games . . . had eight tackles and two pass break-ups . . . had a season-best four tackles against Oklahoma . . . tallied two stops and two pass break-ups against East Carolina . . . **2013** – Played in 11 games and started two contests as a freshman . . . was credited with 13 tackles and two pass break-ups . . . started his first career game against Louisiana Tech, and responded with five tackles and one pass break-up . . . collected three stops against UTSA.

HIGH SCHOOL – Was a three-year letterwinner and starter on defense at Hahnville High School . . . earned honorable mention all-district 5A accolades in his senior season . . . received a *Rivals.com* three-star rating . . . also lettered two years in track and was a district finalist in the 300-meter hurdles.

PERSONAL – Favorite movie is *All About the Benjamins* . . . his favorite NFL player is Patrick Peterson and Kobe Bryant is his favorite professional athlete . . . favorite NFL team is the New Orleans Saints . . . his favorite sports movie is *Any Given Sunday* . . . besides football, lists boxing as his favorite sport to watch . . . favorite meal his mom cooks is gumbo . . . if he could play a role in any movie, it would be Denzel Washington's role in *Training Day* . . . the one word the best describes him is "determined" . . . has two older siblings . . . parents are Johnell and Monique Celistan . . . majoring in communication . . . born April 17, 1993. (pronounced John-L SELL-ih-stan)

Celistan's Career Statistics

Defense	G	UT	AT	Tot	Loss	Sack	FR	FF	PBU	INT
2013 (Fr)	11	10	3	13	0/0	0/0	0	0	2	0
2014 (So)	12	5	3	8	0/0	0/0	0	0	2	0
Totals	23	15	6	21	0/0	0/0	0	0	4	0

90

Frankie DAVIS, Jr.

Defensive End
6-2 • 240 • So-1L
Broken Arrow, Okla.



TULSA – A returning letterwinner . . . **2014** – Played in all 12 games . . . saw most of his playing time on

special teams . . . had his first career tackle against Texas State . . . **2013** – Was one of several true freshmen to sit out the 2013 season due to red-shirt status.

HIGH SCHOOL – Was a three-year letterwinner and two-year starter at Broken Arrow High School . . . earned *Tulsa World* first-team all-metro accolades and second-team all-state honors as a senior . . . named to *The Oklahoman's* all-state first team his senior season . . . completed his career with 151 tackles . . . was credited with 82 tackles, five sacks and three fumble recoveries his senior season . . . helped lead his Tiger team to the Class 6A state quarterfinals and an overall 8-4 record . . . totaled 19 tackles and two sacks in two playoff games . . . ranked No. 20 on *The Oklahoman's* "Top 30" list . . . was *ESPN's* 17th-ranked recruit in the state of Oklahoma . . . high school coach was Steve Spavital.

PERSONAL – Favorite NFL team is the Pittsburgh Steelers . . . his favorite NFL player is Julie Peppers . . . LeBron James is his favorite professional athlete . . . favorite move is *Gridiron Gang* . . . "The Boondocks" is his favorite TV show . . . the TV game show he would most like to appear on is "Smarter Than a Fifth Grader" . . . basketball is his favorite sport besides football to watch . . . parents are Frankie and Karen Davis . . . majoring in exercise & sports science . . . born December 2, 1994 in Pasadena, California.

Davis' Career Statistics

Defense	G	UT	AT	Tot	Loss	Sack	FR	FF	PBU	INT
2013	Red-shirt									
2014 (Fr)	12	0	1	1	0/0	0/0	0	0	0	0

28

Tavarreon DICKERSON

Running Back
5-9 • 185 • Jr-1L
Arlington, Texas



TULSA – A returning letterwinner . . . enrolled at Tulsa in mid-semester 2014 . . . transferred from Trinity Valley Community College . . . **2014** – Played in eight games . . . missed the FAU, UCF, Houston and East Carolina contests with an injury . . . rushed for 132 yards on 34 carries . . . caught six passes for 23 yards . . . had a season-best 84 rushing yards on 15 carries for a 5.6 average per carry against Tulane in the season opener.

JUNIOR COLLEGE – Played one season at Trinity Valley Community College . . . rushed for 555 yards on only 65 carries for an 8.5 average per carry in 2013 for a TVCC team ranked No. 5 in the final NJCAA poll . . . only had 5.4 rushing attempts per game at TVCC . . . best games in 2013 came against Coffeyville CC when he rushed for 116 yards on four carries and in the Champs Heart of Texas Bowl, gaining 126 yards and



one TD on seven carries against Mesa Community College . . . junior college coach was Brad Smiley . . .

HIGH SCHOOL – Was a three-year letterwinner and starter at Arlington High School . . . finished his prep career as Arlington High School's all-time rushing leader with 4,400 yards and the school's record-holder for rushing touchdowns with 53 TDs . . . rushed for 1,840 yards for a 9.5 average per carry with 24 touchdowns as a prep senior . . . also had 11 receptions for 191 yards and two TDs . . . earned second-team all-Texas Class 5A accolades his senior season and was the District MVP . . . was a *Rivals.com* three-star recruit . . . was named first-team all-district as both a junior and senior . . . rushed for 1,668 yards and 22 touchdowns as a junior and gained 892 yards and eight TDs his sophomore campaign . . . signed with Utah State after his senior season at Arlington High School, enrolling at the school in January 2012 . . . high school coach was Scott Peach.

PERSONAL – Lists the Seattle Seahawks as his favorite NFL team . . . his favorite actor is Denzel Washington . . . the one word he uses to best describe himself is "determined" . . . Chinese is his favorite food . . . parents are Everett Dickerson and Sebya Ball . . . majoring in management . . . born October 1, 1993. (pronounced Tah-Var-EE-an)

Dickerson's Career Statistics

Rushing	G	Att	Gain	Loss	Net	TD	Avg	Long
2014 (So)	8	34	147	15	132	0	3.9	23

Receiving	G	Rec	Yds	Avg	TD	Long
2014 (Fr)	8	6	23	3.8	0	14

3

Mandel DIXON, Jr.
Tight End
6-2 • 240 • Sr-1L
Oakland, Calif.



TULSA – A returning letterwinner . . . **2014** – Played in eight games . . . started six contests . . . missed the final four games – SMU, UCF, Houston and East Carolina – with an injury . . . had six receptions for 62 yards, and 17 rushing yards on six carries . . . caught two passes for a season-high 24 yards against Oklahoma . . . had his first career touchdown on a nine-yard reception at Temple . . . had two catches for 23 yards and rushed five times for 14 yards against Texas State . . . saw his first action in the season opener against Tulane . . . **2013** – Sat out the 2013 campaign after transferring from Pittsburg State.

PREVIOUS COLLEGE – Played two years at Pittsburg State . . . started at fullback both in 2011 and 2012 . . . was a member of the 2011 National Championship team . . . scored seven career touchdowns on 16 carries in his two seasons . . . head coach was Tim Beck.

HIGH SCHOOL – Was a three-year letterwinner and starter at Red Oak (Texas) High School . . . started each season on both the offense and defense . . . as a fullback and tight end, averaged 4.9 yards per carry and 10.8 yards per catch his senior season . . . collected 58 tackles from his linebacker position as a senior . . . earned second-team all-district honors as a fullback his senior season and first-team all-district accolades as a junior tight end . . . also lettered three years in basketball . . . high school football coach was Mike Shields.

PERSONAL – Favorite movie is *300* . . . his favorite NFL team is the San Francisco 49ers . . . his favorite NFL player is Vernon Davis . . . favorite professional athlete is Blake Griffin . . . favorite meal that his mom cooks is meatloaf . . . favorite book is *The Outsiders* . . . lists Brazil as his favorite vacation spot . . . favorite actor is Will Ferrell . . . the most famous people he's ever met are NFL greats Tony Dorsett and Tim Brown . . . the TV game show he'd like to appear on is "Wheel of Fortune" . . . parents are Mandel and Kellie Dixon . . . majoring in exercise and sports science . . . born April 21, 1939 in Oakland, California.


Dixon's Career Statistics

Receiving	G	Rec	Yds	Avg	TD	Long
2014 (Fr)	8	6	62	10.3	1	18

Rushing	G	Att	Gain	Loss	Net	TD	Avg	Long
2014 (So)	8	7	18	1	17	1	2.4	10

9

Dane EVANS
Quarterback
6-1 • 218 • Jr-2L
Sanger, Texas



TULSA – A two-year letterwinner and returning starter . . . enrolled at Tulsa in January 2012 after graduating early from Sanger High School . . . has played in 20 career games and has 17 starts . . . has completed 340-of-657 passes for 4,000 career yards and 27 touchdowns . . . **2014** – Started all 12 games . . . completed 55-percent of his passes for 3,102 yards and 23 touchdowns . . . moved into fifth-place on the school's single-season passing chart . . . ranked second in the American Athletic Conference for completions per game (21.3), passing yards per game (258.5) and total offense (263.3), while ranking third in the league for passing TDs (23) and passing yards (3,102) . . . was 19th in the NCAA for completions per game, 26th for passing yards per game and 30th for passing TDs . . . threw a TD in all 12 games . . . was responsible for 160 points, which ranked 43rd nationally . . . completed 58-percent of his passes for 438 yards and 4 TDs in opener vs. Tulane . . . was named a Manning Award Star of the Week vs. Tulane . . . his 438 yards was the fifth-most in The American record books, and ranks ninth in school history . . . threw for 244 yards in the first-half against Tulane,

more than he threw in a single game last year . . . had a career-long 84-yard pass in the Tulane game . . . threw for 204 yards and one TD on 23-of-43 vs. Oklahoma . . . threw for 269 yards and one TD vs. FAU . . . went over the 2,000-yard career passing mark with 234 yards and two TDs vs. Texas State . . . completed 16-of-29 passes for 222 yards and one TD vs. Colorado State . . . completed 21-of-36 passes for 260 yards and two TDs at Temple . . . threw for 314 yards and one TD, while completing 65-percent of his passes against USF . . . had his second-best passing game with 349 yards and two TDs on 28 completions at Memphis, while surpassing the 3,000 career passing mark in that game . . . threw for a career-high five TDs on 16-of-24 passes for 286 yards against SMU and was named The American Offensive Player of the Week for his performance . . . **2013** – Played in eight games and started five contests . . . his five starting assignments came against Tulane, East Carolina, Marshall, Louisiana Tech and North Texas . . . completed 84-of-195 passes for 898 yards and four touchdowns, and also rushed for 52 yards . . . saw his first collegiate playing time in the season opener when he completed 3-of-7 passes for 50 yards and one TD at Bowling Green . . . made his first start at Tulane and completed 13 passes for 139 yards . . . had a season-high 161 yards and one touchdown against Marshall . . . **2012** – Was one of several freshmen to sit out the 2012 season due to red-shirt status.

HIGH SCHOOL – Was a four-year letterwinner at Sanger High School . . . started for three years at quarterback . . . led his team to 9-2 records and District runner-up finishes as a junior and senior . . . completed 583-of-905 passes for 9,074 yards and 94 touchdowns in his career . . . also rushed for 628 career yards and nine touchdowns . . . finished his career ranked 15th on the state of Texas' career passing chart . . . completed 64.5-percent of his passes (200-of-310) for 3,265 yards and 36 TDs . . . earned Class 3A second-team all-state merits as a senior . . . was named the District 9-3A MVP both his junior and senior seasons . . . received a *Rivals.com* three-star rating . . . earned first-team all-area honors as a junior and second-team accolades his senior campaign . . . completed 67-percent of his passes for 3,420 yards and 37 TDs as a junior . . . also threw for 2,389 yards for 21 touchdowns in his sophomore campaign . . . was named the District 9-3A Newcomer of the Year and All-Area Newcomer of the Year as a sophomore . . . also lettered three years in track and baseball . . . high school coach was Chuck Galbreath.

PERSONAL – Favorite sports movie is *Sandlot* . . . his favorite NFL team is the New Orleans Saints . . . lists Drew Brees and Peyton Manning as his favorite NFL players . . . the Los Angeles Dodgers is his favorite professional sports team . . . his favorite sport to watch and play besides football is baseball . . . *Hunger Games* is his favorite book . . . the person, dead or alive, he would most like to meet is surfer/model Alana Blanchard . . . lists the great Jim Thorpe as his favorite athlete . . . his 2004 Pop Warner football team won the national championship, while that same year his 12-year-old baseball team won the USSSA World Series and he won the Texas State


INTRO
 PLAYERS
 STAFF
 REVIEW
 AMERICAN ATHLETIC CONFERENCE
 OPPONENTS
 HISTORY
 RECORDS

Wrestling Championship at 92 pounds . . . if he could play a role in any movie, it would be of Johnny Utah in *Point Break* . . . a member of the Fellowship of Christian Athletes . . . parents are Damon and Kathy Evans . . . his father coaches football at Sanger High School . . . majoring in exercise and sports science . . . born Stephen Dane Evans on November 19, 1993 in Chickasha, Oklahoma.

Evan's Career Statistics

Passing	G	Comp	Att	Yds	Int	TD	Pct	Ypg	Long
2012 Red-shirt									
2013 (Fr)	8	84	195	898	10	4	43.1	112.2	56
2014 (So)	12	256	462	3102	17	23	55.4	258.5	84
Totals	20	340	657	4000	27	27	51.8	200.0	84
Rushing	G	Att	Gain	Loss	Net	TD	Avg	Long	
2012 Red-shirt									
2013 (Fr)	8	24	108	56	52	1	2.2	21	
2014 (So)	12	77	237	179	58	3	0.8	16	
Totals	20	101	345	235	110	4	1.1	21	

20



James FLANDERS
Running Back
5-10 • 203 • Jr-2L
Midwest City, Okla.

TULSA – A two-year letterwinner . . . has played in 23 career games and has four career starts . . . has 461 career rushing yards and one touchdown . . . **2014** – Played in 11 games and started four contests . . . started against Tulane, FAU, Texas State and Colorado State . . . missed the Houston game . . . rushed for 456 yards for a 4.5 average, while catching five passes for 42 yards . . . gained 54 rushing yards on 13 carries vs. Oklahoma . . . totaled 48 yards on nine rushes vs. FAU . . . had his first career 100-yard game with 112 yards vs. Texas State . . . tallied 97 yards and one touchdown in the season finale against East Carolina . . . **2013** – Played in all 12 games . . . saw most of his playing time on special teams . . . rushed for five yards on two carries . . . **2012** – Was one of several freshmen to sit out the 2012 season due to red-shirt status.

HIGH SCHOOL – Led Class 6A in rushing as a senior with 2,456 yards and scoring with 270 points . . . earned first-team all-state honors by the *Tulsa World* as a senior . . . gained a three-star rating by *Rivals.com* . . . was named to *The Oklahoman* all-state first team, while also earning *The Oklahoman* Big All-City Offensive Player of the Year accolades . . . totaled 174 yards and three TDs against Del City in the season opener as a senior . . . had 55 carries for 273 yards and six touchdowns in the state quarterfinals against Owasso High School . . . also had six TDs in a game against Edmond Memorial . . . had 195 yards and two TDs in a state playoff win over Westmoore High School . . . was the 18th-ranked Oklahoma prospect by *Rivals.com* . . . received a *Rivals.com* three-star rating . . . had career totals of 4,857 yards and 81 TDs . . .

was named to the OCA West all-state team . . . was named to the all-*VYPE Magazine* team for Central Oklahoma . . . totaled 1,672 yards and 22 touchdowns as a junior in leading the Bombers to a 10-1 record . . . high school coach was Steve Huff.

PERSONAL – Lists the Oklahoma City Thunder and Cleveland Cavs as his favorite pro sports teams . . . the one word he uses to describe himself is "risk-taker" . . . favorite sport to watch and play besides football is basketball . . . among his favorite movies are *Equalizer* and *Furious 7* . . . lists NBA players LeBron James, Kevin Durant, Russell Westbrook and boxer Floyd Mayweather as his favorite professional athletes . . . his brother, John, graduated from Tulsa after the 2012 season as a four-year football letterman . . . another brother, Tim, was an All-America running back at Sam Houston State . . . parents are Anthony and Pam Flanders . . . majoring in organizational studies . . . born June 30, 1994.

Flanders' Career Rushing Statistics

Rushing	G	Att	Gain	Loss	Net	TD	Avg	Long
2012 Red-shirt								
2013 (Fr)	12	2	5	0	5	0	2.5	4
2014 (So)	11	102	459	3	456	1	4.5	26
Totals	23	104	464	3	461	1	4.4	26
Receiving	G	Rec	Yds	Avg	TD	Long		
2012 Red-shirt								
2013 (Fr)	12	0	0	0.0	0	0		
2014 (So)	11	5	42	8.4	0	19		
Totals	23	5	42	8.4	0	19		

80



Conner FLOYD
Wide Receiver
6-0 • 210 • Sr-3L
Austin, Texas

TULSA – A three-year letterwinner . . . has played in 32 career games . . . has 29 career receptions for 271 yards and three touchdowns . . . also has 17 punt returns for 126 yards . . . **2014** – Played in all 12 games and started two games – Oklahoma and FAU . . . had 18 catches for 139 yards and three touchdowns . . . returned 12 punts for a team-high 79 yards . . . caught his first career TD pass for the game-winner in OT in the season opener vs. Tulane . . . finished with three receptions for 25 yards vs. Tulane . . . had four receptions for 26 yards and one touchdown at FAU . . . caught two passes for 25 yards and one TD vs. Texas State . . . **2013** – Played in all 12 games . . . caught nine passes for 91 yards . . . had a season-high three receptions for 38 yards at Oklahoma . . . **2012** – Played in eight games . . . caught his first career pass against Nicholls State with two receptions for 41 yards . . . also had four punt returns for 40 yards . . . **2011** – Was one of several true freshmen to sit out the 2011 season due to red-shirt status.

HIGH SCHOOL – Earned three letters and started at receiver on three consecutive state championship teams at Lake Travis High School . . . helped lead his team to a three-year mark of 36-2 record . . . missed all but four games of his senior season due to a broken leg . . . in the final three games of the year he came back and caught 12 passes for 182 yards and one TD . . . caught 69 passes for 1,312 yards and 13 touchdowns as a junior as his team finished with a 16-0 record and was ranked No. 2 nationally by *Rivals.com* . . . selected to play in The USA vs. The World football all-star game after his senior season . . . earned first-team all-state accolades by the *Texas Sports Writers Association* as a junior . . . was named first-team all-district and second-team all-Central Texas in 2009 . . . had 41 receptions for 735 yards and eight TDs as a sophomore when Lake Travis was ranked No. 2 nationally by *USA Today* . . . was the MVP of the Texas 7-on-7 state championship in the summer of 2010 . . . high school coach was Hank Carter.

PERSONAL – Favorite movie is *Billy Madison* . . . his favorite sports movie is *The Replacements* . . . the Dallas Cowboys is his favorite NFL team . . . lists Danny Amendola as his favorite NFL player . . . a movie role he would want to play would be that of Jeff Spicoli in *Fast Times at Ridgemont High* . . . favorite book is *Harry Potter* . . . his favorite actor is Mark Wahlberg . . . his favorite musical band is the Pink Floyd . . . lists the Dallas Mavericks as his favorite professional sports teams . . . a member of the Fellowship of Christian Athletes . . . former Pittsburgh Steelers great Jack Lambert is his second uncle . . . was named to the C-USA Commissioner's Academic Honor Roll his first three years . . . parents are David and Gina Floyd . . . earned an undergraduate degree last May in marketing, and is working towards a second degree in management . . . born October 20, 1992.

Floyd's Career Statistics

Receiving	G	Rec	Yds	Avg	TD	Long
2011 Red-shirt						
2012 (Fr)	8	2	41	20.5	0	26
2013 (So)	12	9	91	10.1	0	21
2014 (Jr)	12	18	139	7.7	3	21
Totals	32	29	271	9.3	3	26
Punt Returns	G	No	Yds	Avg	TD	Long
2011 Red-shirt						
2012 (Fr)	8	4	40	10.0	0	15
2013 (So)	12	1	7	7.0	0	7
2014 (Jr)	12	12	79	6.6	0	21
Totals	32	17	126	7.4	0	21



57

Dylan FOXWORTH
Offensive Center
6-1 • 285 • Jr-2L
Claremore, Okla.



TULSA – A two-year letterwinner and starter . . . has played in 22 career games and has started 18 contests at center . . . **2014** – Started 10 games, including the first five contests . . . missed two games due to injury . . . graded 82-percent, while playing 98 snaps in the opener against Tulane . . . played 97 snaps vs. Texas State and graded at 92-percent . . . played only 18 snaps at Colorado State due to an injury, and graded 88-percent in that time . . . missed the Temple game, then returned to the starting lineup vs. USF . . . played 78 snaps and graded 86-percent vs. USF . . . also missed the Memphis contest . . . returned to the starting lineup against SMU and graded 90-percent on 76 plays . . . graded 95-percent on 57 plays at UCF . . . played 77 snaps and graded 92-percent at Houston . . . **2013** – Played in all 12 games and started eight contests at the center position . . . earned Conference USA all-Freshman Team honors . . . started his first career game against Iowa State and played 79 snaps . . . before that game, had played a total of 68 snaps in the first three contests . . . played a season-high 93 snaps against Rice . . . graded a season-high 90-percent on 63 plays at UTEP . . . **2012** – Was one of several true freshmen to sit out the season due to red-shirt status.

HIGH SCHOOL – Was a four-year letterwinner and three-year starter at Claremore High School . . . was a two-way starter his senior season at center and defensive end . . . graded out at an average of 92 percent in his three seasons starting on the offensive line . . . was ranked as the *Tulsa World's* eighth-best defensive lineman in the area . . . earned *Tulsa World* second-team all-metro honors on defense as a senior, and was an honorable mention all-state selection . . . also earned first-team all-district accolades as a senior . . . graded out at an average of 94-percent as a senior, while grading 100-percent in five games . . . had 82 tackles, three sacks, two forced fumbles and two fumble recoveries as a senior . . . received a *Rivals.com* three-star rating . . . earned three letters in wrestling . . . high school coach was Rob Gilbreath.

PERSONAL – Favorite movie is *Tombstone* . . . his favorite sports movie is *Varsity Blues* . . . favorite professional sports team is the Dallas Cowboys . . . his favorite book is *Fearless* . . . his favorite sport to play besides football is wrestling . . . if he could play any other position it would be cornerback . . . his favorite cooked meal by his mom is spaghetti . . . lists Hank Williams Jr. as his favorite musician . . . if he could play any movie role it would John Rambo in the *Rambo* movies . . . parents are David and Robyn Foxworth . . . majoring in energy management . . . born December 28, 1993 in Tulsa, Oklahoma.

1

Keyarris GARRETT
Wide Receiver
6-4 • 221 • Sr-3L
Daingerfield, Texas



TULSA – A three-year letterwinner and two-year starter . . . has played in 32 career games and has 23 starts . . . has 1,621 career receiving yards and 14 TDs on 123 catches . . . **2014** – Played and started in 10 games . . . missed two games – Colorado State and USF – due to injury . . . had 698 yards and five touchdowns on 47 receptions . . . caught 5 passes for 87 yards in the season opener against Tulane after missing the final 10 games in 2013 . . . had four receptions for 55 yards vs. Oklahoma . . . had a season-best 117 yards on eight receptions vs. Texas State . . . returned to the lineup at Temple after missing the Colorado State game and had five catches for 58 yards . . . had 96 yards and two touchdowns on four receptions against SMU . . . totaled 86 yards and one TD on 5 catches at Houston . . . compiled 62 yards and one TD on three receptions vs. East Carolina . . . **2013** – Received a medical hardship after suffering a broken leg in the second game against Colorado State . . . started the first two contests . . . caught seven passes for 68 yards in his only two game appearances . . . had five receptions for 54 yards in the season opener at Bowling Green . . . was a preseason candidate for the 2013 Biletnikoff Award . . . **2012** – Played in all 14 games and started 11 contests . . . was a second-team all-Conference USA selection . . . had a team-high 845 yards and nine TDs on 67 catches for a 12.6 average per reception . . . had two 100-yard receiving games . . . had seven receptions for career-bests of 130 yards and three TDs in the first meeting against UCF . . . had a career-long 70-yard TD reception in the UCF game . . . totaled eight receptions for 90 yards and one TD at SMU . . . caught a career-high 12 passes that went for 94 yards at Arkansas . . . had 118 yards and one TD on three catches vs. Rice . . . had three receptions for 58 yards, including a key 47-yard catch leading to Tulsa's final touchdown at Marshall . . . totaled six receptions for 52 yards and an 11-yard TD against UAB . . . had two catches for 53 yards and a 31-yard TD vs. Fresno State . . . caught four passes in each of the first three games this year, going for 73 yards against Tulane, 50 yards and a 15-yard TD vs. Nicholls State and 28 yards and a 4-yard TD in the season opener at Iowa State . . . **2011** – Played in six games . . . missed the North Texas, UAB, Rice, UCF, UTEP, Houston and BYU games . . . had two receptions for 10 yards . . . saw his first collegiate action at #1 Oklahoma and caught a 4-yard pass.

HIGH SCHOOL – Was a three-year letterwinner and starter at Daingerfield High School . . . was on three Class 2A state championship teams . . . the nation's 88th-ranked receiver by *Rivals.com* his senior season . . . totaled 68 receptions for 1,380 yards and 25 TDs as a senior . . . set Daingerfield High School's single-

season (25) and career (35) TD reception record as a senior . . . his high school coach was Barry Bowman.

PERSONAL – Favorite movie is *Coach Carter* . . . his favorite NFL team is the Philadelphia Eagles . . . Julio Jones is his favorite NFL player . . . lists his favorite professional athletes as LeBron James and James Harden . . . his cousin, David Mims, played football at Baylor and professionally with the Atlanta Falcons . . . his uncle, David Whitmore, played professional football after a collegiate career at Baylor . . . his father is Kieron Garrett and mother is Tiffany Rushing . . . majoring in organizational studies . . . born September 26, 1992 in Mt. Pleasant, Texas.

Garrett's Career Statistics

Receiving	G	Rec	Yds	Avg	TD	Long
2011 (Fr)	6	2	10	5.0	0	6
2012 (So)	14	67	845	12.6	9	70
2013 (Hardship)	2	7	68	9.7	0	20
2014 (Jr)	10	47	698	14.9	5	39
Totals	32	123	1621	13.2	14	70

59

C.J. Gooden
Linebacker
6-1 • 227 • So-1L
Ashdown, Ark.



TULSA – A returning letterwinner . . . **2014** – Played in eight games . . . did not play against Oklahoma, Texas State, Houston and East Carolina . . . had 12 tackles and 1.5 TFLs for -3 yards on the year . . . saw his first collegiate action vs. Tulane . . . had his first career tackles with four stops at FAU . . . saw his most extensive playing time at linebacker against Temple and had a career-best six tackles and one stop for -2 yards . . . **2013** – Was one of several true freshmen to sit out the 2013 season due to red-shirt status.

HIGH SCHOOL – Was a three-year starter at Ashdown High School . . . played middle linebacker and tight end . . . recorded 110 tackles, four sacks and two interceptions as a senior . . . earned first-team *Democrat-Gazette* all-area honors as a junior and senior . . . received all-state honors by the *Democrat Gazette* his senior campaign . . . was the 10th-ranked senior prospect in Arkansas in the postseason by *Rivals.com* . . . earned Arkansas Class 3A first-team all-state honors his senior season . . . was credited with 106 tackles and 15 sacks as a junior, while earning all-conference merits . . . totaled 111 tackles, 10 TFLs and four sacks in his sophomore season . . . was named to the Arkansas Super Sophomore Team . . . high school coach was Matt Richardson.

PERSONAL – Favorite NFL player is Peyton Manning . . . his favorite movie is *Project X* . . . lists *Love & Basketball* as his favorite sports movie . . . favorite actor is Johnny Depp . . . favorite TV show is "Scandal" . . . his favorite professional athlete is LeBron James . . . parents are Jarvis and Angie Cook .

INTRO

PLAYERS

STAFF

REVIEW

AMERICAN ATHLETIC CONFERENCE

OPPONENTS

HISTORY

RECORDS

... majoring in exercise & sports science ... full name is Carlo James Gooden, Jr. ... born March 4, 1994.

Gooden's Career Statistics

Defense	G	UT	AT	Tot	Loss	Sack	FR	FF	PBU	INT
2013 Red-shirt										
2014 (Fr)	8	5	7	12	1.5/-3	0/0	0	0	0	0

91

Jake HANKS

Defensive End
6-2 • 240 • So-1L
Fort Collins, Colo.



TULSA – A returning letterwinner ... made the switch from linebacker to defensive end in the spring of 2014 ... **2014** – Played in the first nine games ... saw most of his playing time on special teams ... had one tackle and one forced fumble ... saw his first career playing time in the season opener against Tulane ... had his first career tackle at FAU ... **2013** – Was one of several true freshmen to red-shirt the 2013 season.

HIGH SCHOOL – Was a three-year letterwinner and starter at Fort Collins High School ... started for three years on defense and two years on offense ... played defensive end and fullback as a senior ... totaled 61 tackles and 6.5 sacks his senior season, while rushing for 348 yards and four TDs from his fullback position ... was named to the Front Range League all-conference accolades as a senior ... was named to the *Colorado Prep Report* first-team Elite Defense in his senior campaign ... earned Northern Colorado all-area honors his senior season ... was selected to play in the Colorado all-state football game ... earned all-state track honors as a sophomore and junior ... was the 2012 Colorado Class 5A state champion in the shot put ... high school football coach was Eric Rice.

PERSONAL – Favorite movie is *Old School* ... the San Francisco 49ers is his favorite professional sports team ... his favorite NFL player is Denver linebacker Von Miller ... his favorite sports movie is *Remember the Titans* ... favorite sport to play besides football is golf ... his favorite actor is Will Ferrell ... if he could play a role in any movie it would be Bruce Lee in *Enter the Dragon* ... parents are Robert Hanks and Caitlin Ahern ... majoring in finance ... born November 26, 1994.

Hanks' Career Statistics

Defense	G	UT	AT	Tot	Loss	Sack	FR	FF	PBU	INT
2013 Red-shirt										
2014 (Fr)	9	1	0	1	0/0	0/0	0	0	0	0

3

Khari HARDING

Linebacker
6-1 • 245 • Jr-TR
Edmond, Okla.



TULSA – Transferred to Tulsa from Auburn University ... enrolled at mid-semester 2015 and participated in spring drills.

PREVIOUS SCHOOL – Played two seasons at Auburn University ... played in two games as a true freshman in 2013 and saw action in three contests in 2014 ... was credited with four career tackles, including three stops his sophomore season.

HIGH SCHOOL – Was an all-state safety at Edmond Santa Fe High School his senior season ... collected 109 tackles and three interceptions his senior season ... earned all-state honors by the *Tulsa World* and *The Oklahoman* as a senior ... ranked as the No. 3 player in the state of Oklahoma, No. 31 defensive back in the nation by *247Sports* and No. 43 by *Scout.com* ... was ranked as the 11th top prospect in Oklahoma by *Rivals.com* his senior season ... also earned PrepStar all-Midwest accolades and was an all-Oklahoma selection by *MaxPreps* ... was also a member of silver medalist Team USA in the 2012 IFAF U-19 World Championships.

PERSONAL – Parents are Corie Harding and Alice Shenault ... majoring in exercise & sports science ... born December 5, 1994. (pronounced kah-HAR-ree)

55

Matt HICKMAN

Linebacker
6-0 • 227 • Jr-1L
Edmond, Okla.



TULSA – A returning letterwinner ... a walk-on athlete ... **2014** – Played in all 12 games ... saw most of his playing time on special teams ... was credited with three tackles and one blocked punt ... recovered a blocked punt in the end zone for six points to give Tulsa a 14-7 lead against East Carolina in the season finale ... **2013** – Was a squad member ... did not see action ... **2012** – Was one of several freshmen to sit out the season due to red-shirt status.

HIGH SCHOOL – Played at Edmond Memorial High School ... was credited with 128 tackles his senior season, which ranked sixth in Oklahoma Class 6A ... also added three sacks and two interceptions as a senior ... was named to *The Oklahoman's* all-Edmond first-team in 2011 as a linebacker ... also earned first-

team all-Edmond honors by the *Edmond Sun* ... head coach was Justin Merideth.

PERSONAL – Enjoys fishing and hunting ... favorite movie is *Rocky* ... the Dallas Cowboys is his favorite NFL team ... parents are Dan and Terri Hickman ... majoring in management ... born December 5, 1993.

Hickman's Career Statistics

Defense	G	UT	AT	Tot	Loss	Sack	FR	FF	PBU	INT
2012 Red-shirt										
2013 (Fr)	0	0	0	0	0/0	0/0	0	0	0	0
2014 (So)	12	2	1	3	0/0	0/0	0	0	0	0
Totals	12	2	1	3	0/0	0/0	0	0	0	0

18

Rey HIGUERA

Deep Snapper
5-11 • 224 • Sr-3L
Gilbert, Ariz.



TULSA – A three-year letterwinner ... has played in all 37 games since coming to Tulsa as a walk-on ... was put on scholarship prior to his second season ... **2014** – Played in all 12 games ... handled all the snapping duties on special teams for the third straight season ... **2013** – Played in all 12 games ... had one tackle ... handled all the snapping duties on special teams for a second consecutive year ... **2012** – Played in all 13 games as a true freshman walk-on athlete ... handled all the snapping duties on special teams ... was named to the Conference USA all-Freshman team as a deep snapper.

HIGH SCHOOL – Was a two-year letterwinner at Perry High School ... helped lead his team to an 11-3 record as a senior and a two-year mark of 19-6 ... was an offensive tackle and deep snapper his senior season ... also played linebacker as a junior ... earned first-team all-region and all-state accolades as a long snapper his senior season ... named a Semper Fidelis and Ray Guy All-America long snapper as a prep senior ... high school coach was Preston Jones.

PERSONAL – Favorite sports movie is *Invincible* ... lists Will Ferrell as his favorite actor ... favorite NFL team is the Arizona Cardinals ... has two younger siblings ... parents are Rey and Tammy Higuera ... majoring in management ... full name is Reymundo Cole Higuera ... born April 7, 1994 in Mesa, Arizona



29

Justin HOBBS

Wide Receiver
6-4 • 207 • Fr-HS
Overland Park, Kan.



TULSA – Was one of several freshmen to sit out the 2014 season due to red-shirt status.

HIGH SCHOOL – Was a three-year letterwinner and two-year starter at Shawnee Mission West High School . . . played receiver and tight end on offense and outside linebacker on defense . . . had 21 receptions for 454 yards, a 21.6-yard average and four touchdowns his senior season . . . also rushed 20 times for 170 yards and three TDs . . . totaled 16 tackles as a senior . . . earned all-Sunflower League honors and was an all-metro honorable mention selection his senior campaign . . . was on the Class 6A state championship 12-1 team his junior season . . . high school coach was Tim Callaghan.

PERSONAL – Favorite movie is *Space Jam* . . . his favorite professional sports team is the Kansas City Chiefs . . . favorite NFL player is receiver Calvin Johnson . . . his favorite pro athlete is Kobe Bryant . . . his favorite sport besides football to watch and play is basketball . . . the most famous person he ever met is former NFL tight end Tony Gonzalez . . . parents are James and Cheryl Hobbs . . . majoring in arts & sciences . . . born April 2, 1996.

8

Terrance IVERY

Wide Receiver
5-8 • 180 • Fr-RS
Mansfield, Texas



TULSA – Was one of several freshmen to sit out the 2014 season due to red-shirt status.

HIGH SCHOOL – Was a four-year letterwinner at Mansfield Legacy High School . . . started three years on offense and was a freshman starter at cornerback . . . helped lead his team to a 10-3 record as a senior when he played quarterback . . . rushed for 1,296 yards, 9.2 average per carry and 10 touchdowns as a senior, while completing 69-of-115 passes for 1,047 yards and 14 TDs . . . was a District 15-4A first-team all-purpose selection as a junior and senior . . . also punted as a senior for a 34.6-yard average . . . was named his team's MVP and Offensive MVP as a senior . . . caught 23 passes for 488 yards and three TDs as a slot receiver his junior season . . . also returned 29 kicks for 764 yards, two TDs and 26.4 yards per return to lead all of Class 4A in the state of Texas as a junior . . . had 388 return yards and six receptions for 88

yards as a sophomore kick returner and slot receiver . . . also lettered in track . . . high school football coach was Chris Melson.

PERSONAL – Favorite movie is *Training Day* . . . his favorite sports movie is *Friday Night Lights* . . . the Dallas Cowboys is his favorite NFL team . . . his favorite NFL player is St. Louis Rams receiver Tavon Austin . . . lists Will Smith and Denzel Washington as his favorite actors . . . the favorite meal his mom cooks is gumbo . . . parents are Odis Ivery and Wanda Ellis . . . his stepdad is Carl Ellis . . . majoring in business . . . born October 4, 1995.

77

Isaac JOHNSON
Offensive Tackle
6-7 • 283 • Fr-RS
Springdale, Ark.



TULSA – Was one of several true freshmen to sit out last year due to red-shirt status.

HIGH SCHOOL – Was a three-year letterwinner and two-year starter at Springdale Har-ber High School . . . played on three straight teams that advanced to the Class 7A state quarterfinals . . . graded over 90-percent in 12 games as a senior . . . earned all-state honors his senior season . . . received *Arkansas-Democrat* and *Arkansas Preps* first-team all-state honors . . . was ranked 12th by *247Sports Ratings* among the top-21 players in the state of Arkansas . . . earned a three-star rating by *247Sports* . . . also named to the KURM Radio Dream Team as a senior . . . high school coach was Chris Wood.

PERSONAL – Favorite sports movie is *Friday Night Lights* . . . favorite pro sports team is the Philadelphia Eagles . . . his favorite NFL player is Jason Peters . . . his favorite TV show is "How I Met Your Mother" . . . his favorite food is Chinese . . . favorite book is *The Bible* . . . the famous person he's ever met is Lou Holtz . . . parents are Kevin Johnson and Tammy Shipley . . . his stepfather is Carl Shipley . . . majoring in finance . . . born March 15, 1996.

19

Redford JONES
Place-kicker/Punter
5-10 • 174 • So-1L
Norman, Okla.



TULSA – A returning letterwinner . . . a walk-on athlete . . . **2014** – Played in seven games, and handled kickoffs in those games . . . did not play against Tulane, Oklahoma, UCF, Houston and East Carolina . . . had 24 kickoffs for a 54.7-yard average

and four touchbacks . . . saw his first playing time at FAU, when he kicked off one time, covering 65 yards . . . kicked off three times for a 56.7-yard average and 2 touchbacks against Texas State . . . **2013** – Was one of several true freshmen to sit out the season due to red-shirt status . . . was bothered by nagging injuries in 2013.

HIGH SCHOOL – Was a three-year letterwinner at Norman North High School . . . handled the kicking and punting duties . . . helped lead his team to a 12-2 record and Class 6A state runner-up finish as a senior . . . connected on 6-of-8 field goals and 68-of-71 PATs his senior season with a career-long 48-yard field goal . . . converted 41-of-41 PATs as a junior and 4-of-9 field goals . . . earned all-district, all-city and all-state honors in his senior season . . . also lettered three years in soccer and one year in track . . . high school coach was Wade Standley.

PERSONAL – Favorite movie is *Lord of Dog Town* . . . his favorite pro sports team is the Oklahoma City Thunder . . . steak is his favorite food . . . his biggest fear is spiders . . . the TV game show he'd like to appear on is "Wipe Out" . . . favorite musician is Trevor Hall . . . favorite sport to play besides football is soccer . . . if he were forced to give up all of his possessions but one, he would keep his *Bible* . . . has two older siblings . . . parents are Steve and Kristi Jones . . . majoring in exercise & sports science . . . born July 25, 1994 in Oklahoma City, Oklahoma.

Jones' Career Statistics

Kickoffs	G	No	Yds	Avg	TB
2013	Red-shirt				
2014 (Fr)	7	24	1313	54.7	4

52

Billy LaFORTUNE
Offensive Guard
6-0 • 283 • Sr-2L
Tulsa, Okla.



TULSA – A two-year letterwinner . . . has played in eight career games . . . a former walk-on athlete who was put on scholarship during 2013 preseason camp . . . can play center and guard . . . **2014** – Played in four games . . . played 62 snaps at Colorado State and graded 86-percent at center . . . a week later, started his first career game at Temple at the center position and played 62 snaps . . . also saw playing time against Oklahoma and FAU . . . **2013** – Played in one game . . . saw action against East Carolina . . . **2012** – Played in three games . . . saw action against Tulane, Nicholls State and Houston . . . saw his first collegiate action against Tulane in the second game of the year . . . played 18 snaps at center against Tulane, and 23 snaps against Nicholls State . . . **2011** – Sat out the season as a true freshman due to redshirt status.

INTRO

PLAYERS

STAFF

REVIEW

AMERICAN ATHLETIC CONFERENCE

OPPONENTS

HISTORY

RECORDS

HIGH SCHOOL – Was a three-year letterman at Holland Hall High School . . . helped lead his team to a 10-1 record as a senior . . . started on both the offensive and defensive lines in each of his three seasons . . . earned first-team all-conference accolades his senior season . . . also lettered in basketball and lacrosse . . . spent his first year at Cascia Hall High School . . . high school coach was Tag Gross.

PERSONAL – Favorite movie is *Gladiator* . . . his favorite sports movie is *Miracle* . . . favorite professional sports team is the Dallas Cowboys . . . Cowboys' offensive guard Zack Martin is his favorite NFL player . . . favorite actor is Tom Hardy . . . if he could play a role in any movie, it would be of Sir William Wallace in *Braveheart* . . . the *American Sniper* is his favorite book . . . his favorite sport to watch besides football is basketball . . . the person, dead or alive, he would most want to meet is President George Washington . . . has two older siblings . . . parents are Bill and Kathy Lafortune . . . graduated with a degree in energy management last May, and is currently working towards a second degree in finance . . . born October 1, 1992.

24



Zack LANGER
Running Back
6-0 • 218 • Sr-3L
Jenks, Okla.

TULSA – A three-year letterwinner . . . has played in 36 career games and has six starts . . . has 1,040 career rushing yards and five touchdowns on 249 carries for a 4.2 average . . . **2014** – Played in 10 games and started six contests . . . was injured a good portion of preseason camp . . . missed the first game and the season finale with an injury . . . gained a team-leading 801 yards and four TDs on 196 carries . . . ranked second in the American Athletic Conference for rushing yards per game (80.1) and fifth for total rushing yards (801) . . . had four 100-yard rushing games, all coming over his last six games . . . had the longest run from scrimmage (34 vs. SMU) and longest TD run from scrimmage (19 vs. Temple) for Tulsa . . . saw his first action this year vs. Oklahoma and rushed for 21 yards on four carries . . . had his first career start and first 100-yard rushing game with 113 yards on 30 carries at Temple . . . totaled 100 yards on 26 carries vs. USF . . . had a career-best 167 yards on 33 carries for a 5.1 average against SMU . . . rushed for 124 yards and one TD on 29 carries at Houston . . . **2013** – Played in all 12 games . . . rushed for 58 yards on 18 carries and returned seven kicks for 127 yards and an 18.1-yard average . . . had his best game of 31 yards on four carries at East Carolina . . . **2012** – Played in all 14 games . . . gained 181 rushing yards and two touchdowns on 35 carries for a 5.2 average per carry . . . had 68 yards on seven carries at Houston . . . rushed for 26 yards and caught one pass for 55 yards against UTEP . . . had a team-high 15 carries for

67 yards and two TDs vs. Nicholls State . . . had his first career carries against Tulane with four rushes for 16 yards . . . **2011** – Was one of several true freshmen to sit out the season due to red-shirt status.

HIGH SCHOOL – Was a three-year letterwinner and Jenks High School . . . earned honorable mention all-state merits by the *Tulsa World* his senior season . . . was also an all-metro selection by the *Tulsa World* . . . led Class 6A in rushing with 2,446 yards and scoring with 39 touchdowns as a junior . . . as a junior, rushed for a school record 320 yards against Edmond Memorial his junior season . . . was named the High School National Player of the Week after rushing for 294 yards and seven TDs against Bartlesville as a junior . . . was a first-team *Tulsa World* all-state selection his junior campaign . . . high school coach was Allan Trimble.

PERSONAL – Favorite movie is *Fast & Furious* . . . favorite sports movie is *Space Jams* . . . his favorite TV show is "Supernatural" . . . Adrian Peterson is his favorite NFL player . . . the Minnesota Vikings is his favorite NFL team . . . favorite sport to watch and play besides football is basketball . . . his favorite professional athlete is Kevin Durant . . . a TV reality show that he can win is "American Ninja Warrior" . . . made the C-USA Commissioners Academic Honor Roll two years . . . a member of the Fellowship of Christian Athletes . . . the cousin to former Miami Dolphins center Jim Langer . . . parents are Nick and Lidia Langer . . . majoring in marketing . . . born October 3, 1992 in Monticello, Minnesota.

Langer's Career Statistics

Rushing	G	Att	Gain	Loss	Net	TD	Avg	Long
2011	Red-shirt							
2012 (Fr)	14	35	188	7	181	2	5.2	28
2013 (So)	12	18	63	5	58	0	3.2	16
2014 (Jr)	10	196	816	15	801	4	4.1	26
Totals	36	249	1067	27	1040	6	4.2	28
Receiving	G	Rec	Yds	Avg	TD	Long		
2011	Red-shirt							
2012 (Fr)	14	2	68	34.0	0	55		
2013 (So)	12	1	6	6.0	0	6		
2014 (Jr)	10	3	9	3.0	0	5		
Totals	36	6	83	13.8	0	55		
Kickoff Returns	G	No	Yds	Avg	TD	Long		
2011	Red-shirt							
2012 (Fr)	14	1	21	21.0	0	21		
2013 (So)	12	7	127	18.1	0	35		
2014 (Jr)	10	1	18	18.0	0	18		
Totals	36	9	166	18.4	0	35		

38



Matt LINSCHOTT
Linebacker
6-1 • 220 • Jr-2L
Jenks, Okla.

TULSA – A two-year letterwinner . . . has played in 23 career games . . . has totaled 20 career tackles . . . a former walk-on athlete . . . was put on scholarship prior to the 2014 season . . . made the move from

safety to linebacker in spring drills 2015 . . . **2014** – Played in all 12 games . . . was credited with 13 tackles, one forced fumble and one fumble recovery . . . had a career-best three stops and one fumble recovery at UCF . . . also had two stops each against Colorado State and East Carolina . . . **2013** – Played in 11 games . . . saw most of his playing time on special teams . . . totaled seven tackles . . . had two tackles against both Iowa State and Louisiana Tech . . . **2012** – Was one of several true freshmen to sit out the 2012 season due to red-shirt status.

HIGH SCHOOL – Was a three-year letterwinner and two-year starter at Jenks High School . . . played strong safety . . . helped lead his teams to a three-year record of 36-5 and made two state championship game appearances . . . was credited with 81 tackles, 10 pass break-ups and four interceptions as a senior . . . earned second-team all-metro and honorable mention all-state accolades by the *Tulsa World* . . . earned all-District 6A-3 honors his senior season . . . was named the Defensive MVP in the 75th Oil Bowl as he totaled seven tackles . . . was an OCA all-state honorable mention selection . . . totaled 79 tackles, 17 pass break-ups, four interceptions and two fumble recoveries as a junior . . . high school coach was Allan Trimble.

PERSONAL – Favorite sports movie is *Rocky IV* . . . his favorite NFL player is Clay Matthews . . . favorite NFL team is the Green Bay Packers . . . his favorite TV show is "One Tree Hill" . . . favorite book is *Harry Potter* . . . President George H.W. Bush is the most famous person that he has met . . . selected as a C-USA Academic Medalist in his first two seasons . . . his favorite musical group is Maroon 5 . . . a member of the Fellowship of Christian Athletes . . . his dad and two brothers attended TU . . . parents are Mike and Lynda Linscott . . . majoring in accounting . . . born February 16, 1994 in Plano, Texas.

Linscott's Career Statistics

Defense	G	UT	AT	Tot	Loss	Sack	FR	FF	PBU	INT
2012	Red-shirt									
2013 (Fr)	11	3	4	7	0/0	0/0	0	0	0	0
2014 (So)	12	10	3	13	0/0	0/0	1	1	0	0
Totals	23	13	7	20	0/0	0/0	1	1	0	0

7



Bishop LOUIE
Wide Receiver
5-10 • 170 • So-1L
Tulsa, Okla.

TULSA – A returning letterwinner . . . played as a true freshman in the 2014 season . . . was offered a scholarship the night before 2014 National Signing Day . . . **2014** – Played in all 12 games and started two contests . . . caught 23 passes for 274 yards and carried the ball seven times for 100 yards . . . also had 168 kickoff return yards and 42 punt return yards . . .



had four receptions for 34 yards vs. Oklahoma for his first career receptions . . . had 51 rushing yards and one TD on three carries, two receptions for 44 yards and one punt return for 16 yards to total a career-best 111 all-purpose yards against USF . . . had four receptions for 49 yards against SMU, including his first career receiving TD of 42 yards . . . received his first career start at Houston and had career-bests of five receptions for 50 yards . . . a week later, caught two passes for 17 yards against East Carolina in his second start.

HIGH SCHOOL – A four-year letterwinner and starter at McLain High School . . . played receiver and defensive back . . . earned *Tulsa World* honorable mention all-state and all-metro honors as a defensive back his senior season . . . played in only seven games as a senior due to injury . . . named first-team 4A-3 all-district honors his senior season . . . was selected as the 4A-3 District Offensive MVP as a senior . . . registered over 1,000 all-purpose yards and 10 TDs his senior season . . . totaled 43 receptions for 764 yards and 10 TDs as a junior . . . also carried the ball 16 times for 204 yards and three TDs . . . was credited with 48 tackles, two interceptions and two fumble recoveries his junior campaign . . . was a part-time starter at quarterback as a sophomore . . . high school coach was Jarvis Payne.

PERSONAL – Favorite movie is *All About the Benjamins* . . . favorite TV show is “Law & Order” . . . his favorite NFL team is the Detroit Lions . . . favorite NFL player is receiver Tavon Austin, while his favorite professional athlete is Kobe Bryant . . . the most famous person he’s ever met is Chauncey Billups . . . an arts & sciences major . . . born September 23, 1995

Louie's Career Statistics

Receiving	G	Rec	Yds	Avg	TD	Long		
2014 (Fr)	12	23	274	11.9	1	42		
Rushing	G	Att	Gain	Loss	Net	TD	Avg	Long
2014 (Fr)	12	7	100	0	100	1	14.3	30
KO Returns	G	No	Yds	Avg	TD	Long		
2014 (Fr)	12	9	168	18.7	0	31		
Punt Returns	G	No	Yds	Avg	TD	Long		
2014 (Fr)	12	3	42	14.0	0	19		

2

Keevan
LUCAS

Wide Receiver
5-10 • 198 • Jr-2L
Abilene, Texas



TULSA – A two-year letterwinner . . . enrolled at Tulsa in January 2013 after graduating early from Abilene High School . . . has played in 24 career games with 17 starts . . . has 1,661 career yards and 12 TDs on 133 receptions for a 12.5 average per reception . . . also has 139 career rushing yards . . . named to the 2015 Biletnikoff Award Preseason Watch List . . . **2014** – Played and started all 12 games . . . earned all-American Athletic Conference second

team honors . . . was one of 16 semifinalists to the Earl Campbell Tyler Rose Award . . . was added to the Biletnikoff Award Watch List during the 2014 season . . . had 101 receptions for 1,219 yards and 11 touchdowns . . . ended the season ranked sixth on the school’s single-season receiving list . . . his 101 receptions is the third-most for a single season in school, history, while ranking as the seventh-most in the NCAA in 2015 . . . ranked first in the American Athletic Conference for receiving TDs, second for receiving yards, receiving yards per game, receptions per game and all-purpose yards . . . was among the top receivers in the nation, ranking 5th for receptions per game (8.4), 11th for receiving yards per game (101.6) and 12th for receiving yards (1,219) and receiving TDs (11) . . . had five 100-yard receiving games, including four straight (CSU, Temple, USF and Memphis) . . . caught 13 passes for 233 yards and three TDs in the season opener vs. Tulane, which was the most yards for a Tulsa receiver since the 2008 season . . . his 233 yards moved into second place on The American’s career single-game receiving chart . . . was named The American Offensive Player of the Week and the College Football Performance Awards National Receiver of the Week for his performance . . . was also named an honorable mention selection for the Earl Campbell Tyler Rose Award National Player of the Week, an award given to a player with ties to the state of Texas, and the Athlon Sports Conference Player of the Week . . . had 10 receptions for 84 yards and one touchdown against Oklahoma . . . totaled 101 yards on seven receptions vs. Colorado State, including a 62-yard TD . . . compiled 109 yards and one TD on 9 catches against Temple . . . totaled 160 receiving yards and one TD on 11 receptions vs. USF . . . had his fifth career 100+ receiving game with 120 yards on 11 catches at Memphis . . . caught four passes for 88 yards and two touchdowns, including a 64-yard TD, against SMU . . . tallied a career-high 14 receptions for 97 yards at Houston . . . totaled 85 yards and six catches vs. East Carolina in the season finale . . . **2013** – Played in all 12 games and received five starts . . . started his first career game at Oklahoma . . . also was in the starting lineup against UTEP, Tulane, UTSA and North Texas . . . had the second-most receiving yards on the team with 442 yards and one TD on 32 receptions . . . also rushed for 73 yards and a 6.1 average per carry . . . had a 15-yard reception for his first career catch in the season opener at Bowling Green . . . had three games with 80-plus yards receiving . . . his season-best was 87 yards on five catches against UTSA . . . also had 85 yards and one TD on four receptions at UTEP and had 80 yards on six catches vs. Rice.

HIGH SCHOOL – Enrolled at Tulsa at mid-semester . . . will participate in spring practice . . . was a three-year letterwinner and two-year starter at Abilene High School . . . helped lead his team to a 12-1 record as a senior and 10-4 mark his junior season . . . caught 124 passes for 1,825 yards, a 14.7 average and 14 touchdowns in 21 career games . . . had 56 receptions for 886 yards and seven TDs in seven games as a senior before suffering an injury . . . earned first-team all-district and honorable mention all-state accolades

both as a junior and senior . . . caught 68 passes for 968 yards and seen touchdowns as a junior . . . earned three letters in track, tying the school record in the 200m with a time of 21.5 . . . high school football coach was Steve Warren.

PERSONAL – Favorite movie is *All About the Benjamins* . . . his favorite sports movie is *Friday Night Lights* . . . his favorite NFL player is Dez Bryant . . . the Dallas Cowboys is his favorite NFL team . . . his favorite TV show is “Martin” . . . favorite sport to play or watch besides football is basketball . . . his favorite video game as a child was “Tony Hawk’s Underground” . . . LeBron James is his favorite pro athlete . . . nobody can believe that he watches “Love and Hip Hop” . . . has one younger brother . . . majoring in exercise & sports science . . . born April 10, 1995.

Lucas' Career Statistics

Receiving	G	Rec	Yds	Avg	TD	Long		
2013 (Fr)	12	32	442	13.8	1	56		
2014 (So)	12	101	1219	12.1	11	84		
Totals	24	133	1661	12.5	12	84		
Rushing	G	Att	Gain	Loss	Net	TD	Avg	Long
2013 (Fr)	12	12	78	5	73	0	6.1	27
2014 (So)	12	7	68	2	66	0	9.4	21
Totals	24	19	146	7	139	0	7.3	27

99

Derrick
LUETJEN

Defensive Tackle
6-3 • 291 • Sr-3L
Hennessey, Okla.



TULSA – A three-year letterwinner and two-year starter . . . has played in 37 career games and has 24 starts, all consecutively since the start of the 2013 campaign . . . has totaled 106 career tackles, including 15.5 stops for -68 yards and 6.5 sacks for -45 yards . . . **2014** – Started all 12 games . . . had 43 tackles and 7.5 stops for -33 yards . . . totaled 19 tackles and 3.5 TFLs for -14 yards in the final three games of the 2014 season . . . had two stops and one sack for -11 yards vs. Oklahoma . . . totaled five tackles against FAU and USF . . . credited with six tackles and one TFL for -2 yards at UCF . . . tallied a season-high seven stops at Houston, including 1.5 stops for -10 yards . . . had six tackles and one TFL for -2 yards vs. East Carolina . . . **2013** – Played and started all 12 games . . . was credited with 49 tackles, including four TFLs for -21 yards and two sacks for -12 yards . . . also had three pass break-ups and two forced fumbles . . . totaled a career-best eight tackles and forced one fumble against Marshall . . . had five stops and two TFLs for -17 yards against Colorado State . . . tallied three tackles in his first career start at Bowling Green . . . **2012** – Played in the first 13 games . . . had 14 tackles, including nine solos and four stops for -14 yards . . . compiled four tackles at Marshall . . . totaled a season-best five tackles and two stops for -3 yards

against Nicholls State . . . had his first career tackles against Tulane with three stops, including two sacks for -11 yards . . . **2011** – Was one of several true freshmen to sit out the 2011 season due to red-shirt status.

HIGH SCHOOL – Was a four-year letterwinner and starter at Hennessey High School . . . started at offensive tackle and defensive tackle all four years . . . helped lead his team to the Class 2A state championship in 2010 . . . earned first-team *Tulsa World* all-state honors as a defensive end his senior season . . . was named to *The Oklahoman* all-state second team his senior season, and also earned first-team Little All-City honors by *The Oklahoman* . . . earned OCA all-state honors as a senior . . . was named the District Defensive MVP . . . was credited with 107 tackles, 12 sacks, 14 stops for lost yardage, 26 QB pressures and three forced fumbles his senior season . . . completed his career with 268 tackles and 29 sacks . . . totaled 64 tackles, nine sacks, 10 TFLs and 16 QB pressures in his junior season . . . earned honorable mention all-state merits as a junior by *The Oklahoman* . . . also lettered four years in power-lifting and two years in track . . . was the Class 2A state champion in the shot put as a junior . . . high school football coach was Shannon Watford.

PERSONAL – Enjoys fishing, playing Xbox and watching movies . . . favorite NFL team is the Dallas Cowboys . . . his favorite TV show is “The Voice” . . . favorite sports movie is *Remember the Titans* . . . lists J.J. Watt as his favorite NFL player . . . his favorite professional sports team is the Oklahoma City Thunder . . . his favorite actor is Will Ferrell . . . was twice named a C-USA Academic Medalist . . . parents are Rick and Kathy Luetjen . . . his dad played football at Southwestern Oklahoma State . . . majoring in exercise and sports science . . . born June 17, 1992 in Oklahoma City, Oklahoma. (pronounced LOU - gen)

Luetjen's Career Statistics

Defense	G	UT	AT	Tot	Loss	Sack	FR	FF	PBU	INT
2011	Red-shirt									
2012 (Fr)	13	9	5	14	4/-14	2/-11	0	0	0	0
2013 (So)	12	21	28	49	4/-21	2/-12	0	2	3	0
2014 (Jr)	12	15	28	43	7.5/-33	2.5/-22	0	0	0	0
Totals	37	45	61	106	15.5/-68	6.5/-45	0	2	3	0

40



Trent MARTIN
Linebacker
6-2 • 230 • Jr-2L
Jenks, Okla.

TULSA – A two-year letterwinner and returning starter . . . has played in 22 career games and has 18 starts . . . has 130 career tackles, including 66 solos and 14.5 stops for -43 yards . . . has three career double-figure tackle games . . . **2014** – Played and started in the first nine games . . . missed the final

three games of the season – UCF, Houston and East Carolina – with an injury . . . had 64 tackles, eight TFLs for -20 yards and four pass break-ups . . . led Tulsa in tackles in the first two games with a career-best 12 stops vs. Tulane and nine tackles against Oklahoma . . . had nine tackles and three TFLs for -3 yards at FAU . . . had six stops and one pass break-up against both Colorado State and USF . . . totaled eight stops, 1.5 TFLs for -2 yards and one PBU at Temple . . . had four tackles and one TFL for -6 yards at Memphis . . . tallied three tackles and one sack for -6 yards vs. SMU . . . **2013** – Played in four games before suffering a season-ending injury . . . received a medical hardship . . . started the Bowling Green Colorado State, Oklahoma and UTEP games . . . totaled 29 tackles, 4.5 stops for -11 yards before being sidelined with injury . . . had a season-best 11 tackles against UTEP and added 10 stops at Bowling Green . . . **2012** – Played in nine games and had five starts . . . was named to the C-USA all-Freshman team . . . tallied 37 tackles, including 25 solos . . . played in the first four games, then missed the next four games due to injury . . . played as a reserve in the season opener at Iowa State, but was in the starting lineup the next three games . . . after missing four games, returned to the lineup at Arkansas and had four tackles . . . did not play at Houston . . . had three tackles and blocked a PAT against UCF in the C-USA Championship game . . . returned to the starting lineup against UCF in his sixth game played and finished with two stops, including one TFL for -4 yards . . . totaled a season-high nine tackles vs. Nicholls State, including one sack for -8 yards and blocked a PAT . . . had six tackles against Tulane . . . **2011** – Was one of several true freshmen to sit out the season due to red-shirt status.

HIGH SCHOOL – Was a three-year starter at Jenks High School . . . earned second-team *Tulsa World* all-metro accolades as a senior . . . was an honorable mention all-state selection by the *Tulsa World* his senior season . . . named to *The Oklahoman* all-state first team as a senior . . . had a team-leading 75 tackles his senior campaign . . . was ranked as the 25th best prospect in Oklahoma by *Rivals.com* . . . earned all-district honors and was named to the *OKBlitz* Super 30 team his senior season . . . suffered a broken leg in Game 4 as a junior and missed six games before returning for the state playoffs . . . had 32 tackles that season . . . totaled a season-high 10 tackles against Edmond Memorial in the 2009 Class 6A state quarterfinals . . . high school coach was Allan Trimble.

PERSONAL – Favorite movies are *Forrest Gump* and *Goodfellas* . . . his favorite sports movie is *The Program* . . . his favorite NFL player is Eric Berry of the Kansas City Chiefs . . . favorite professional sports team is the Dallas Cowboys . . . enjoys playing Xbox and cards . . . favorite actor is Tom Hardy . . . the one word he uses to best describe himself is “dedicated” . . . was married in May 2015 . . . his wife’s name is Paige . . . parents are Mike and Vicki Martin . . . majoring in organizational studies . . . born April 15, 1992.

Martin's Career Statistics

Defense	G	UT	AT	Tot	Loss	Sack	FR	FF	PBU	INT
2011	Red-shirt									
2012 (Fr)	9	25	12	37	2/-12	1/-8	0	0	1	0
2013 (HSP)	4	12	17	29	4.5/-11	1.5/-6	0	0	1	0
2014 (So)	9	29	35	64	8/-20	1/-6	0	0	4	0
Totals	22	66	64	130	14.5/-43	3.5/-20	0	0	6	0

93



Suleiman MASUMBUKO
Defensive Tackle
6-2 • 295 • Sr-TR
Eules, Texas

TULSA – Transferred to Tulsa in July 2015 . . . will have one year of eligibility remaining after graduating from Baylor this summer.

PREVIOUS SCHOOL – Spent four years at Baylor . . . played 38 games in his three seasons and tallied 22 career tackles and 3.5 TFLs for -11 yards . . . was credited with five tackles and one sack for -6 yards, while playing in 13 games in 2014 . . . played in 12 games as a sophomore with two starting assignments . . . totaled 16 tackles, including nine solos and 2.5 for -5 yards in 2013 . . . made his first career start against Louisiana-Monroe in the third game and had one QB hurry and two tackles in 2013 . . . tallied a career-high five tackles over West Virginia in the fourth game of the 2013 season, which was his second start . . . sat out his true freshman in 2011 at Baylor.

HIGH SCHOOL – Was an all-state defensive lineman at Eules Trinity (Texas) High School . . . was the nation’s 36th-best defensive tackle by *Scout.com* and 50th by *ESPN.com* his senior season . . . totaled 106 tackles, 19 for loss, three sacks and one fumble recovery as a senior . . . was the fifth-rated defensive tackle in the state by *TexasHSFootball.com* and rated No. 9 in the state by *Dave Campbell's Texas Football Winter 2011* . . . earned 2010 first-team Class 5A all-state accolades after leading Trinity to a 15-1 record and the D1 state championship game . . . was named second-team all-district 6-5A as a junior on Trinity’s 2009 state championship squad that finished 14-2.

PERSONAL – A native of Rwanda . . . fled during the 1994 civil war when less than a year old, and arrived in Texas in 1996 . . . parents are Hamisi and Zainabu Masumbuko . . . legal guardian is older brother Saidi Masumbuko . . . born March 19, 1993 . . . earned degree in corporate communication in summer 2015 from Baylor. (pronounced SUE-luh-muhn mah-soom-BOO-koh)

Masumbuko's Career Statistics @ Baylor

Defense	G	UT	AT	Tot	Loss	Sack	FR	FF	PBU	INT
2011	Red-shirt									
2012 (Fr)	13	0	1	1	0/0	0/0	0	0	0	0
2013 (So)	12	9	7	16	2.5/-5	1/-1	0	0	0	0
2014 (Jr)	13	3	2	5	1/-6	1/-6	0	0	0	0
Totals	38	12	10	11	3.5/-11	2/-7	0	0	0	0



74

Chandler MILLER

Offensive Center
6-3 • 293 • Fr-RS
Bixby, Okla.



TULSA – Was one of several true freshmen to sit out last year due to red-shirt status.

HIGH SCHOOL – Was a three-year letterwinner and starter at Bixby High School . . . played center, right guard and left tackle in his prep career . . . earned *Tulsa World* first-team all-state and all-metro honors as a senior . . . also named to the Oklahoma Coaches Association East all-state team . . . selected to *The Oklahoman* first team all-state squad . . . was ranked 22nd among the top-36 players in the state of Oklahoma by *247Sports Ratings* . . . named to *The Oklahoman's* Super 30, ranking 20th overall . . . helped pave the way for the Bixby offense to average over 350 yards per game as a senior . . . high school coach was Loren Montgomery.

PERSONAL – Enjoys fishing and golfing . . . favorite sports movie is *Remember the Titans* . . . his favorite TV show is “The Blacklist” . . . his favorite NFL team is the Dallas Cowboys . . . the Cowboys and Oklahoma City Thunder are his favorite pro sports teams . . . favorite book is *Heaven is For Real* . . . favorite pro athlete is Russell Westbrook . . . his favorite actor is Mark Wahlberg . . . the Zac Brown Band is his favorite musical group . . . parents are Ron and Stephanie Miller . . . an arts & sciences major . . . born April 16, 1996.

13

Jordan MITCHELL

Safety
6-2 • 180 • So-1L
Owasso, Okla.



TULSA – A returning letterwinner . . . played cornerback in 2014 as a true freshman, but moved to safety in spring drills . . . **2014** – Played in 10 games as a true freshman . . . missed the first two contests . . . was credited with six tackles . . . had a season-best five tackles against FAU.

HIGH SCHOOL – Was a three-year letterwinner and two-year starter at Owasso High School . . . played cornerback . . . tallied 85 tackles, 15 pass break-ups and one interception his senior season . . . was a second-team *Tulsa World* all-metro selection as a senior . . . also earned *Tulsa World* honorable mention all-state accolades . . . was ranked 27th among the top-36 players in the state of Oklahoma by *247Sports*

Ratings . . . earned first-team District 6A-1 accolades . . . totaled 40 tackles, 15 pass break-ups and four interceptions his junior season . . . high school coach was Bill Patterson.

PERSONAL – Favorite movie is *Training Day* . . . his favorite NFL player is Cam Newton . . . the Carolina Panthers is his favorite NFL team . . . his favorite sports movie is *Remember the Titans* . . . Dwyane Wade is his favorite pro athlete . . . favorite vacation spot is Miramar Beach, Florida . . . favorite actor is Denzel Washington . . . his favorite musician is Drake . . . a member of the Fellowship of Christian Athletes . . . parents are Wesley and Yolanda Mitchell . . . majoring in business . . . born February 6, 1996 in Charlotte, North Carolina.

71

Mildren MONTGOMERY

Offensive Tackle
6-5 • 275 • Fr-RS
Oklahoma City, Okla.



TULSA – Was one of several true freshmen to sit out last year due to red-shirt status.

HIGH SCHOOL – Was a two-year letterwinner and starter at Douglass High School . . . played left tackle . . . moved to Oklahoma City prior to his junior season . . . helped his team post an 11-2 record and reach the Class 4A state semifinals as a senior . . . opened holes for an offense that averaged 450 yards per game his senior season . . . named to *The Oklahoman's* Super 30, ranking 18th overall . . . earned first-team all-state honors by the *Tulsa World* and *The Oklahoman* his senior season . . . named to the Oklahoma Coaches Association West all-state team . . . was named to *The Oklahoman's* Little All-City first team his senior season . . . had a three-star rating by *247Sports* . . . was ranked 19th among the top-36 players in the state of Oklahoma by *247Sports Ratings* . . . was selected to play in the 2014 Offense-Defense All-American Bowl . . . high school coach was Willis Alexander.

PERSONAL – Favorite movie is *Transformers* . . . his favorite sports movie is *Miracle* . . . favorite NFL team is the Seattle Seahawks and his favorite NFL player is Russell Okung . . . his favorite pro athlete is LeBron James . . . favorite TV show is “American Dad” . . . favorite actor is Morgan Freeman . . . his favorite vacation spot is Maui, Hawai'i . . . parents are John and Andrea Montgomery . . . an arts & sciences major . . . born October 3, 1995 in Huntsville, Alabama.

96

Myles MOUTON

Defensive End
6-3 • 245 • Fr-RS
Beaumont, Texas



TULSA – Was one of several true freshmen to sit out the 2014 season due to red-shirt status.

HIGH SCHOOL – Was a three-year letterwinner at Beaumont Ozen High School . . . started three years on defense, including his final two years at defensive end and his sophomore campaign at linebacker . . . also started at tight end his junior and senior seasons . . . was credited with 44 tackles, 12 TFLs, six pass deflections, four sacks and two forced fumbles as a senior . . . earned first-team all-district honors . . . was a first-team selection to the Super Gold team as a defensive end . . . totaled 35 tackles, 10 stops for lost yardage, seven sacks and caused two fumbles his junior campaign . . . was a second-team all-district performer as a junior . . . also lettered two years in baseball and basketball . . . high school coach was Kenneth Magee.

PERSONAL – Favorite sports movie is Friday Night Lights . . . favorite TV show is “South Park” . . . his favorite NFL team is the Houston Texans . . . his favorite NFL player is J.J. Watt . . . favorite actor is Adam Sandler . . . lists Kevin Durant as his favorite professional athlete . . . his favorite book is *The Lightning Thief* . . . parents are Craig and Patricia Mouton . . . majoring in communication . . . born July 15, 1996.

1

Michael MUDOH

Safety
5-10 • 205 • Sr-3L
Richmond, Texas



TULSA – A three-year letterwinner and two-year starter . . . has played in 38 career games with 24 starts . . . all of his starts have come consecutively since starting the first game of his sophomore season (2013) . . . has 271 career tackles, nine pass break-ups and three interceptions . . . has 14 career double-figure tackle games . . . one of only five returning players in the NCAA FBS with multiple 100+ tackle seasons . . . **2014** – Played and started all 12 games . . . had a team-leading 113 tackles, two interceptions, two pass break-ups and two forced fumbles . . . ranked sixth in the American Athletic Conference and 30th nationally for total tackles . . . had six double-figure tackle games . . . had his first double-digit tackle game in the season opener against Tulane with 10 stops . . . had a season-high 14 stops at FAU

INTRO

PLAYERS

STAFF

REVIEW

AMERICAN ATHLETIC CONFERENCE

OPPONENTS

HISTORY

RECORDS

... compiled 10 stops against Texas State ... totaled nine tackles and forced one fumble at Temple ... tallied 12 stops and forced one fumble at Memphis for his fourth double-digit tackle game of the season ... was credited with 12 tackles, one fumble recovery and one interception against SMU ... had nine stops and one interception at UCF ... totaled 11 tackles at Houston ... **2013** – Played and started all 12 games ... led Conference USA and finished fourth in the nation for tackles with 133 stops on the year ... named second-team all-Conference USA ... also had five pass break-ups and one interception ... had eight double-figure tackle games ... totaled a career-best 17 tackles in the season opener at Bowling Green ... had 15 stops against Rice ... added 13 tackles against North Texas, 12 vs. UTEP and Marshall and 10 each against Oklahoma, East Carolina and Louisiana Tech ... compiled eight tackles, one interception and one pass break-up against Colorado State and thus earned the C-USA Defensive Player of the Week award for his performance ... **2012** – Played in all 14 games ... had 25 stops and two pass break-ups ... had one tackle, forced one fumble and had one fumble recovery against UCF in the C-USA Championship game ... saw his most extensive playing time at safety vs. UTEP, and responded with eight tackles, including seven solos, and two pass break-ups ... totaled three tackles at Houston ... had his first career tackle against Tulane with two stops ... moved to safety in the spring of 2012 ... **2011** – Was one of several true freshmen to sit out the 2011 season due to red-shirt status ... played cornerback in the fall of 2011.

HIGH SCHOOL – A three-year letterwinner and starter at George Bush High School ... started at cornerback and strong safety ... credited with 96 tackles, seven TFLs, two forced fumbles and two fumble recoveries in his senior season ... a two-year all-district selection ... was named the District Defensive Back of the Year as a senior ... tallied 49 tackles and seven pass break-ups in his junior campaign ... was named the District Sophomore of the Year and the Conference Newcomer of the Year his sophomore season ... totaled 30 tackles and three pass break-ups as a sophomore ... also lettered three years in track ... high school coach was Allen Aldridge.

PERSONAL – Favorite NFL team is the Houston Texans ... his favorite NFL player is Earl Thomas ... lists *300* as his favorite movie ... favorite TV show is "Seinfeld" ... *Space Jam* is his favorite sports movie ... favorite book is *21 Irrefutable Laws of Leadership* by John C. Howell ... enjoys singing and reading ... lists Hakeem Olajuwon as the most famous person he's ever met ... has three older siblings ... in 20 years, he would like to be traveling around the world preaching about Jesus Christ ... a member of the Fellowship of Christian Athletes ... a member of the Student-Athletic Advisory Committee ... his brother, Alphonse, played soccer overseas in France ... parents are Gideon and Margaret Mudoh ... majoring in accounting ... born in Yaounde, Cameroon on September 11, 1992. (pronounced MOO - dough)

Mudoh's Career Statistics

Defense	G	UT	AT	Tot	Loss	Sack	FR	FF	PBU	INT
2011	Red-shirt									
2012 (Fr)	14	15	10	25	0/0	0/0	1	1	2	0
2013 (So)	12	60	73	133	1-2	0/0	0	0	5	1
2014 (Jr)	12	55	58	113	1.5/4	0/0	1/20	2	2	2
Totals	38	130	141	271	2.5/6	0/0	2	3	9	3

10

Shawn NORMAN

Linebacker
5-11 • 197 • Jr-2L
Freeman, Mo.



TULSA – A two-year letterwinner ... a walk-on athlete ... has played in 24 games ... has seen most of his playing time on special teams ... has 10 career tackles ... made the move from safety to linebacker during spring practice ... **2014** – Played in all 12 games ... totaled seven tackles ... was credited with career-highs of two tackles against Temple and USF ... **2013** – Played in all 12 games on special teams ... was credited with three tackles ... **2012** – Was one of several freshmen to sit out the season due to red-shirt status.

HIGH SCHOOL – Was a three-year letterwinner at Belton High School ... started three years on defense and two years on offense ... played quarterback, running back and receiver on offense, and safety and linebacker on defense ... earned all-conference accolades both his junior and senior seasons ... also lettered in track ... was a three-year all-conference and all-district performer in the pole vault ... high school football coach was Kevin Keeton.

PERSONAL – Favorite movie is *The Other Guys* ... his favorite sports movie is *Friday Night Lights* ... favorite sport to watch besides football is hockey ... favorite book is *Bleachers* ... biggest sports thrill was winning the 2012 Conference USA Championship ... best summer job was as a grounds crew member at his high school ... was named to the C-USA Commissioner's Honor Roll his first two seasons ... parents are Kevin and Michele Norman ... a petroleum engineering major ... born September 7, 1993 in Kansas City, Mo.

Norman's Career Statistics

Defense	G	UT	AT	Tot	Loss	Sack	FR	FF	PBU	INT
2012	Red-shirt									
2013 (Fr)	12	2	1	3	0/0	0/0	0	0	0	0
2014 (So)	12	4	3	7	0/0	0/0	0	0	0	0
Totals	24	6	4	10	0/0	0/0	0	0	0	0

26

Dalton PARKS

Punter
6-3 • 209 • Jr-2L
Kansas City, Mo.



TULSA – A two-year letterwinner ... has handled the punting chores in each of his first two seasons ... a former walk-on athlete ... was put on scholarship in the spring of 2014 ... has played in 24 career games and has a career 40.8 punting average ... has been named to the *2015 Ray Guy Award Preseason Watch List* ... **2014** – Played in all 12 games ... was named to the candidate list for the Ray Guy Award ... averaged 42.0 yards on 70 punts ... had 14 punts of 50+ yards, 20 inside the 20-yard line and 22 fair caught ... punted three times in the season opener for a 42.7-yard average ... also kicked off once, covering 52 yards ... had eight punts vs. Oklahoma for 46.4 yards with a long of 58 yards ... had a 44.3-yard average and a 62-yarder against Texas State ... averaged 43.8 yards on eight punts at UCF ... had four punts for a 44.0 average and a career-long 67-yard punt against East Carolina ... **2013** – Played in all 12 games ... took over the punting duties as a walk-on true freshman ... was one of five true freshmen to earn a letter ... averaged 39.5 yards on 66 punts ... had 14 punts fair caught, 20 punts inside the 20-yard line and 11 punts 50 yards or better ... had a season-long 63-yarder against Marshall ... punted seven times for a 45.4 average, a long of 60 yards and three inside the 20-yard line against UTSA.

HIGH SCHOOL – Was a three-year letterwinner at Staley High School ... played quarterback and receiver on offense and safety on defense ... handled the punting and placekicking duties ... was on a team that registered a three-year record of 34-2 ... was on the undefeated 14-0 state championship team as a junior ... was a first-team all-conference and all-district punter as a senior ... also earned second-team all-state accolades as a punter his senior season ... high school coach was Fred Bouchard.

PERSONAL – Favorite NFL team is the Kansas City Chiefs ... his favorite sport to watch and play besides football is baseball ... his favorite food made by his mother is chicken & dumplings ... favorite book is *Heaven is for Real* ... a member of the Fellowship of Christian Athletes ... has five younger siblings ... parents are Douglas and Gloria ... a management major ... born November 17, 1994.

Parks' Career Statistics

Punting	G	No	Yds	Avg	Long	TB	FC	I20	50+
2013 (Fr)	12	66	2605	39.5	63	0	14	20	11
2014 (So)	12	70	2943	42.0	67	5	22	20	14
Totals	24	136	5548	40.8	67	5	36	40	25



66**Evan
PLAGG**Offensive Tackle
6-3 • 279 • So-1L
Guthrie, Okla.

TULSA – A returning letterwinner . . . a walk-on athlete . . . **2014** – Played in 10 games, mostly on special teams units . . . missed the Houston and East Carolina games with an injury . . . saw his first collegiate action against Tulane . . . played eight snaps at Colorado State . . . **2013** – Was one of several freshmen to sit out the 2013 season due to red-shirt status.

HIGH SCHOOL – Was a three-year letterwinner at Guthrie High School . . . started on the offensive line for three years . . . earned first-team all-city and honorable mention all-state accolades as a senior . . . was a two-time first-team all-district selection . . . also lettered in basketball and baseball . . . high school football coach was Rafe Watkins.

PERSONAL – Favorite movie is *The Gladiator* . . . his favorite sports movie is *Glory Road* . . . Demarco Murray is his favorite NFL player . . . the Dallas Cowboys and Oklahoma City Thunder are his favorite professional sports teams . . . golfer Phil Mickelson is his favorite professional athlete . . . his favorite musician is George Strait . . . *Harry Potter* is his favorite book . . . the favorite meal his mom cooks is grilled chicken and scalloped potatoes . . . his favorite actor is Will Ferrell . . . has two younger siblings . . . parents are Ron and Juanita Plagg . . . majoring in accounting . . . born May 10, 1994 in Edmond, Oklahoma.

10**Chad
PRESIDENT**Quarterback
6-3 • 205 • Fr-HS
Temple, Texas

TULSA – Enrolled at mid-semester after graduating early from Temple High School . . . participated in spring drills.

HIGH SCHOOL – Was a three-year letterwinner at Temple High School . . . led his team to an overall 13-2 record and the Texas Class 5A state championship game his senior season . . . was named the 17-5A Offensive Player of the Year as a senior . . . completed 146-of-246 passes for 2,391 yards and 23 touchdowns, while rushing for 878 yards, six TDs and an 8.2-yard average his senior season . . . was the third-rated senior quarterback in the state of Texas by

Rivals.com and the No. 9 dual-threat quarterback in the nation . . . ranked 28th in the state of Texas by *Rivals.com* . . . was *ESPN.com's* No. 279th prospect in the nation . . . was also ranked 171st nationally and 21st in the state of Texas by *MaxPreps* . . . high school coach was Mike Spradlin.


PERSONAL – Favorite movie is *Bad Boys I and II* . . . his favorite NFL player is Robert Griffin III . . . favorite pro athlete is LeBron James . . . favorite books are *To Kill a Mockingbird* and *The White Castle* . . . favorite TV shows are *ESPN's First Take* and *Grey's Anatomy* . . . an old school song that he has on his iTunes is MC Hammer's *U Can't Touch This* . . . favorite musician is Drake . . . parents are Monto President and Susan West . . . stepmom is Tamela President . . . stepfather is Eddie West . . . majoring in exercise sports science . . . born November 3, 1996.

89**Payton
PRINCE**Tight End
6-4 • 252 • Fr-RS
Norman, Okla.

TULSA – Was one of several true freshmen to sit out last season due to red-shirt status.

HIGH SCHOOL – Was a four-year letterwinner at Norman North High School . . . started three years at tight end and also started his senior season at defensive end . . . had 36 receptions for 528 yards, a 14.7 average and five TDs, while rushing 29 times for 159 yards and 11 touchdowns as a senior . . . earned *Tulsa World* honorable mention all-state accolades . . . named to *The Oklahoman's* Super 30, ranking 14th overall . . . named to the Oklahoma Coaches Association West all-state team . . . was ranked 31st among the top-36 players in the state of Oklahoma by *247Sports Ratings* . . . caught 40 passes for 568 yards and 10 touchdowns, while helping his team post a 12-2 record as a junior . . . also lettered four years in basketball . . . was the first-ever freshman to start on the varsity basketball team . . . high school coach was Wade Standley.

PERSONAL – Favorite movie is *You Got Served* . . . his favorite TV show is "True Life" . . . favorite NFL team is the Seattle Seahawks . . . his favorite NFL player is Jason Whitten . . . the Cleveland Cavs is his favorite professional sports team . . . the most famous person who has tweeted him is Jay Z . . . his favorite book is *The Blind Side* . . . the TV game show he'd like to appear on is "Price is Right" . . . his favorite musical group is the Jackson 5 . . . mother is Michele Prince . . . majoring in arts & sciences . . . born December 2, 1995.

5**Tim
QUICKEL**Linebacker
6-2 • 215 • Fr-RS
Little Rock, Ark.

TULSA – Was one of several freshmen to sit out the 2014 season due to red-shirt status.

HIGH SCHOOL – Was a three-year letterwinner and starter at linebacker during his prep career . . . played his senior season at North Little Rock High School . . . played his sophomore and junior seasons at Little Rock Central High School . . . totaled 85 tackles, four pass breakups and one sack as a senior . . . helped his team compile a 11-3 record his senior season . . . had 141 tackles, 14 TFLs and two interceptions as a senior . . . earned all-conference and all-metro honors both his junior and senior seasons . . . was credited with 112 stops and 13 TFLs his junior campaign, while adding two caused fumbles and two fumble recoveries . . . tallied 100 tackles, 11 TFLs and three sacks his sophomore season at Little Rock Central . . . high school coach was Brad Bolding.

PERSONAL – Favorite movie is *Friday* . . . his favorite sports movie is *The Program* . . . lists the Green Bay Packers as his favorite NFL team . . . enjoys fishing and playing video games . . . Clay Matthews is his favorite professional athlete . . . his favorite actor is Will Smith . . . the "Fresh Prince of Bel-Air" is his favorite TV show . . . has two older brothers . . . parents are Wayne Quickel and Allison Rowe . . . majoring in arts & sciences . . . born August 25, 1995.

24**J.R.
REED**Safety
6-1 • 185 • Fr-HS
Frisco, Texas

TULSA – Enrolled at mid-semester at mid-semester 2015 . . . sat out the 2014 season after graduating from Prestonwood Christian Academy in the spring of 2014 . . . participated in spring drills.

HIGH SCHOOL – Was a three-year letterwinner and two-year starter at Prestonwood Christian Academy . . . was the only two-way starter as a senior at Prestonwood in 2013 as a senior . . . started as a receiver and defensive back his senior season . . . helped lead his team to a 12-2 record and the state championship game as a senior . . . caught 18 receptions for 308 yards and three TDs . . . tallied 53 tackles, three TFLs and five interceptions, while returning three for touchdowns his senior season . . .

INTRO

PLAYERS

STAFF

REVIEW

AMERICAN ATHLETIC
CONFERENCE

OPPONENTS


HISTORY

RECORDS

... earned first-team all-district and second-team all-state accolades as a senior ... high school coach was Chris Cunningham.

PERSONAL – Favorite sports movie is *Any Given Sunday* ... his favorite TV show is “Walking Dead” ... the Minnesota Vikings is his favorite NFL team ... lists Seattle Seahawks safety Kam Chancellor as his favorite NFL player ... favorite book is *A Series of Unfortunate Events* ... his favorite actor is Denzel Washington ... favorite vacation spot is Costa Rico ... the TV game show he’d like to appear on is “American Gladiators” ... if he could play a role in any movie, it would be as Neo in *The Matrix* ... parents are Jake and Vinita Reed ... his father was an NFL receiver with the Minnesota Vikings ... his uncle, Dale Carter, also played in the NFL ... majoring in communication ... born March 11, 1995.

33



Rob RIEDERER
Tight End
6-0 • 225 • So-1L
Holton, Kan.

TULSA – A returning letterwinner ... signed with Tulsa in the class of 2012 ... gray-shirted during the fall of 2012, and joined the team in January 2013 ... has been hampered by injuries ... **2014** – Played in six games ... saw most of his playing time on special teams ... had one tackle ... **2013** – Was one of several freshmen to sit out the season due to red-shirt status.

HIGH SCHOOL – Was a three-year letterwinner at Holton High School ... started three years on offense at running back and his final two seasons on defense at linebacker ... was on teams that posted a three-year record of 30-4 ... collected 121 tackles in his senior season, while rushing for 649 yards and seven TDs ... had 17 tackles in a 37-30 season-opening win over Topeka as a senior ... earned Class 4A all-state honors by the *Topeka Capital Journal* and *Wichita Eagle* ... 8th-ranked Kansas prospect by *Rivals.com* ... received a *Rivals.com* three-star rating ... also earned all-league accolades ... totaled 75 tackles as a junior from his linebacker position, while rushing for 360 yards and eight TDs on offense ... had 107 carries for 623 yards and 12 touchdowns as a sophomore ... chosen to play in the International Bowl as a member of the US Under-19 National Team ... also lettered three years in track and two years in wrestling ... high school football coach was Brooks Barta.

PERSONAL – Favorite movie is *Remember the Titans* ... favorite TV show is “Shark Tank” ... his craziest ambition is to win the Super Bowl as an NFL General Manager ... best summer job was working on a farm ... favorite sport other than football to participate in is boxing, while basketball is his favorite sport to watch

other than football ... a member of the Fellowship of Christian Athletes ... parents are Russ and Mary Ann Riederer ... his father played football at Kansas State from 1975-79 ... his father is a retired College and NFL strength coach with stops at Kansas State, Purdue, Green Bay Packers and Chicago Bears ... majoring in finance ... born Sept. 25, 1993 in Lake Forest, Illinois. (pronounced Reader)

94



Michael RIOS
Defensive Tackle
6-3 • 299 • Fr-RS
Wichita, Kan.

TULSA – Was one of several freshmen to sit out the 2014 season due to red-shirt status.

HIGH SCHOOL – Played his senior season at Wichita West High School ... previously attended Amon Carter Riverside High School in Forth Worth, Texas ... earned three letters ... ranked as the 13th-best prospect among the state of Kansas’ top-25 prospects by *247Sports Ratings* ... named to the Kansas’ all-state team as a senior ... started his sophomore and junior seasons on offense and defense, and also started on defense as a sophomore, junior and senior ... was the District 6-4A Newcomer of the Year as a sophomore in 2011 ... high school coach was Weston Schartz.

PERSONAL – Favorite movie was *Friday Night Lights* ... his favorite TV show is “Walking Dead” ... favorite NFL team is the Denver Broncos ... his favorite NFL player is Demarcus Ware ... favorite sport to watch besides football is hockey ... his favorite pro athlete is boxer Floyd Mayweather ... the two people he would like to invite to dinner is Kevin Garnett and Floyd Mayweather ... favorite actor is Denzel Washington ... his mother is Rachel Rios ... his father Michael Palmer is deceased ... majoring in arts & sciences ... born November 9, 1995.

56



Earl ROLLINS
Defensive Tackle
6-3 • 275 • So-1L
Irving, Texas

TULSA – A returning letterwinner ... **2014** – Played in 10 games and started two games as a true freshman ... was credited with four tackles ... his two starting assignments came against Texas State and Colorado State ... had his first career tackle in the season opener against Tulane ... missed the Houston and East Carolina games with an injury.

HIGH SCHOOL – Was a three-year letterwinner and starter at MacArthur High School ... totaled 103 tackles, 12 sacks and 11 TFLs in his career ... was credited with 48 tackles, six sacks and five TFLs his senior season ... earned second-team 6-5A all-district accolades as a junior and senior ... was named his Team’s Defensive MVP his senior season ... had 39 tackles and five sacks his junior campaign ... high school coach was Brian Basil.

PERSONAL – Parents are Henry and Regina Rollins ... majoring in arts & sciences ... born April 19, 1996.

Rollins’ Career Statistics

Defense	G	UT	AT	Tot	Loss	Sack	FR	FF	PBU	INT
2014 (Fr)	10	3	1	4	0/0	0/0	0	0	0	0

12



Ryan RUBLEY
Quarterback
6-3 • 220 • So-SQ
Highlands Ranch, Colo.

TULSA – A returning squad member ... did not see action in 2014 ... was one of several true freshmen sit out the 2013 season due to red-shirt status.

HIGH SCHOOL – Was a two-year letterwinner and starter at Mountain Vista High School ... completed 129-of-248 passes for 1,681 yards and 14 TDs as a senior ... earned first-team all-Continental League and honorable mention Class 5A all-state merits as a senior ... completed 21-of-32 passes for 274 yards in an upset of Colorado’s No.1-ranked team Chapparral early in his senior season ... during a three-game winning streak in which his team evened their record at 4-4 in 2012, he completed 62-percent of his passes for 555 yards, seven TDs and no interceptions ... was *ESPN’s* 10th-ranked recruit in the state of Colorado ... played in only six games during his junior season, while throwing for 604 yards and five touchdowns ... despite playing in only six games, he earned honorable mention all-conference merits ... a four-year track letterman ... placed sixth in the 200-meters at the state track meet his junior season ... holds the school records for the 100m, 200m and as a member of the 4x100, 4x200 and 4x400 relay teams ... high school football coach was Ric Cash.

PERSONAL – Favorite movie is *Rambo V* ... his favorite sports movie is *Little Giants* ... his favorite TV show is “Family Guy” ... the St. Louis Rams is his favorite NFL team ... his favorite professional athlete is Tom Brady ... lists watermelon as his favorite food ... his uncle, Sylvester Stallone, is his favorite actor ... favorite vacation spot is Hawai’i ... has three younger brothers ... parents are T.J. and Julia Rubley ... his father was a four-year starting quarter at Tulsa, quarterbacking the 1991 Freedom Bowl Championship team and played in the NFL ... majoring in management ... born December 14, 1994 in Orange County, California.



48

Conner SHERWOOD

Linebacker
6-3 • 232 • Jr-2L
Tulsa, Okla.



TULSA – A two-year letterwinner . . . has played in six career games . . . **2014** – Played in two games on special teams . . . had his first career tackle in the SMU game . . . **2013** – Played in four games . . . saw his playing time on special teams . . . **2012** – Was one of several true freshmen to sit out the season due to red-shirt status.

HIGH SCHOOL – Was a four-year letterwinner and starter at Cascia Hall High School . . . played linebacker and tight end . . . helped Cascia Hall compile a 51-3 record in his four seasons and state titles in 2008 and 2009 . . . led Cascia Hall to a 14-1 record and state runner-up finish his senior season . . . earned first-team all-state accolades as a senior and was a two-time all-metro selection by the *Tulsa World* . . . was a second-team all-state selection by *The Oklahoman* as a senior . . . was named to the OCA East all-state team his senior campaign . . . totaled 120 tackles, 13 TFLs and forced three fumbles his senior season . . . also caught seven passes for 105 yards and two TDs, and had two rushing touchdowns as a senior . . . was the District 3A-5 Co-Defensive Player of the Year . . . 17th-ranked Oklahoma prospect by *Rivals.com* . . . earned *MaxPrep* All-America second team accolades . . . received a *Rivals.com* three-star rating . . . was named to the all-*VYPE Magazine* team for Eastern Oklahoma . . . tallied 408 career tackles, 39 TFLs, 14 sacks, eight forced fumbles and five interceptions . . . also had career totals of 16 receptions for 196 yards and three TDs, while rushing for 83 yards and seven touchdowns . . . was named to the *Tulsa World* all-state second team his junior season, and was a first-team all-state pick by *The Oklahoman* . . . was credited with 110 tackles and six sacks as a junior . . . also lettered four years in basketball and two years in track . . . high school football coach was Joe Medina.

PERSONAL – Favorite movie is *Seven Psychopaths* . . . his favorite sports movie is *Remember the Titans* . . . favorite book is *Crime and Punishment* . . . lists the Kansas City Chiefs as his favorite NFL team . . . his favorite pro athlete is Kevin Durant . . . favorite sport to watch and play besides football is basketball . . . favorite actor is the late Heath Ledger . . . parents are David and Mary Sherwood . . . majoring in management . . . born July 16, 1993 in Wichita, Kansas.

Sherwood's Career Statistics

Defense	G	UT	AT	Tot	Loss	Sack	FR	FF	PBU	INT
2012	Red-shirt									
2013 (Fr)	4	0	0	0	0/0	0/0	0	0	0	0
2014 (So)	2	0	1	1	0/0	0/0	0	0	0	0
Totals	6	0	1	1	0/0	0/0	0	0	0	0

85

Kolton SHINDELAR

Defensive End
6-6 • 254 • So-1L
Liberty, Mo.



TULSA – A returning letterwinner . . . moved to defensive end from tight end during spring drills . . . **2014** – Played in the final six games of the season . . . saw his first collegiate playing time against USF . . . **2013** – Was one of several true freshmen sit out the season due to red-shirt status.

HIGH SCHOOL – Was a two-year letterwinner at Liberty High School . . . started at tight end his senior season . . . played tight end in a run-oriented offense during the 2012 campaign . . . had four receptions for 64 yards and two TDs as a senior . . . earned first-team all-conference accolades his senior season . . . also lettered four years in track & field . . . was a track star in the 110-meter hurdles, 200 meters and long jump, where he earned all-state honors . . . high school coach was Chad Frigon.

PERSONAL – Favorite pro sports team is the Kansas City Royals . . . the Miami Dolphins is his favorite NFL team . . . his favorite movie is *Scarface* and his favorite sports movie is *Remember the Titans* . . . his father played football at Iowa State and his grandfather, Richard Klein, played for the Cleveland Browns . . . parents are Michael Shindelar and Linda Vaghon . . . stepmom is Elyse Shindelar . . . majoring in business . . . born November 13, 1994.

21

Rowdy SIMON

Running Back
5-8 • 201 • So-1L
Vian, Okla.



TULSA – A returning letterwinner . . . a walk-on athlete . . . **2014** – Played in nine games . . . saw his first collegiate action in the season opener against Tulane . . . saw most of his playing time on special teams . . . returned three kickoffs for 53 yards and a 17.7 average . . . had a season-long kick return of 25 yards against Tulane . . . had one carry on the season for two yards, coming in the Oklahoma game . . . **2013** – Was one of several true freshmen to sit out the 2013 season due to red-shirt status . . . was named to the C-USA Commissioner's Honor Roll as a true freshman.

HIGH SCHOOL – Was a four-year letterman at Vian High School . . . started all four years at linebacker and was a three-year starter at running back . . .

led his team to a 13-2 record and a class 2A state runner-up finish as a senior . . . rushed for 1,441 yards on 109 carries for a 13.2 average per carry his senior season . . . tallied 148 tackles and three interceptions as a senior . . . had 3,872 career rushing yards and collected 515 career stops, including 53 TFLs . . . earned all-state honors in football and wrestling . . . was the *Muskogee Phoenix* Male Athlete of the Year as a senior . . . was also named the *Muskogee Phoenix* Defensive Player of the Year both his junior and senior seasons . . . high school football coach was Brandon Tyler.

PERSONAL – Favorite movie is *Friday Night Lights*, while listing *Brian's Song* as his favorite sports movie . . . his favorite TV show is "Impractical Jokers" . . . favorite pro athlete is Russell Westbrook . . . his favorite professional team is the Oklahoma City Thunder . . . favorite actor is Will Ferrell . . . a member of the Fellowship of Christian Athletes . . . full name is Rowdy Joe Simon . . . parents are Joe Paul and Brooke Simon . . . his dad played football at Tulsa from 1986-88 . . . majoring in exercise & sports science . . . born June 3, 1994 in Fort Smith, Arkansas.

Simon's Career Statistics

Rushing	G	Att	Gain	Loss	Net	TD	Avg	Long
2013	Red-shirt							
2014 (Fr)	9	1	2	0	2	0	2.0	2
KO Returns	G	No	Yds	Avg	TD	Long		
2013	Red-shirt							
2014 (Fr)	9	3	53	17.7	0	25		

98

Jeremy SMITH

Defensive End
6-5 • 250 • So-1L
Tulsa, Okla.



TULSA – A returning letterwinner . . . **2014** – Played in all 12 games as a true freshman . . . saw his first career playing time in the season opener . . . had 10 stops, three sacks for -24 yards, one forced fumble (Tulane) and one fumble recovery (Temple) . . . his first two career tackles were QB sacks . . . had an 11-yard sack and caused a fumble on that same play to end a potential Tulane scoring drive at the Tulsa 14-yard line . . . the turnover led to a Tulsa TD and cut the Tulane lead to 21-14 . . . also had a 10-yard sack vs. Texas State . . . totaled a season-high 3 tackles and one sack for -3 yards vs. UCF . . . had two stops at Houston.

HIGH SCHOOL – Was a three-year letterwinner and starter at Berryhill High School . . . started at tight end and defensive end . . . earned *Tulsa World* first-team all-state and all-metro honors as a senior . . . named to *The Oklahoman's* Super 30, ranking 26th overall . . . named to the OCA East all-state team . . . had 1,704 receiving yards and 21 TDs in his career . . .

INTRO

PLAYERS

STAFF

REVIEW

AMERICAN ATHLETIC CONFERENCE

OPPONENTS

HISTORY

RECORDS

also had 192 career tackles and 18 sacks . . . returned three career fumbles for TDs . . . was ranked 34th among the top-36 players in the state of Oklahoma by *247Sports Ratings* . . . had 62 tackles, 10 sacks and three fumble recoveries as a senior . . . caught 35 passes for 633 yards and eight TDs, while rushing for 108 yards . . . had 11 catches for 167 yards and two TDs, one rushing touchdown, six tackles and a sack in a playoff win over Inola as a senior . . . totaled 38 tackles and two sacks, while catching 40 passes for 539 yards and four TDs his junior season . . . was credited with 81 tackles, seven sacks and a fumble recovery as a sophomore . . . high school coach was Pat Harper.

PERSONAL – Favorite movie is *Pineapple Express* . . . his favorite sports movie is *Blind Side* . . . lists “Man vs. Food” as his favorite TV show . . . his favorite sport to play besides football is basketball . . . his favorite musical group is The Neighbourhood . . . majoring in exercise & sports science . . . born January 9, 1996.

Smith's Career Statistics

Defense	G	UT	AT	Tot	Loss	Sack	FR	FF	PBU	INT
2014 (Fr)	12	6	4	10	3/-24	3/-24	1-0	1	0	0

39

Preston SOPER
Place-kicker
6-0 • 205 • So-1L
Muskogee, Okla.



TULSA – A returning letterwinner . . . a walk-on athlete . . . transferred from the University of Missouri prior to the 2014 season . . . **2014** – Played in four games . . . handled kickoffs in the first two games and the season finale . . . averaged 58.9 yards on 15 kickoffs . . . was injured in the third game at FAU . . . had one kickoff vs. FAU, and did not play in seven straight games – Texas State, Colorado State, Temple, USF, Memphis and SMU and Houston – due to injury . . . averaged 60.8 yards on six kickoffs with two touchbacks in the season opener against Tulane.

PREVIOUS SCHOOL – Spent the 2013 season as a walk-on at the University of Missouri, where he red-shirted.

HIGH SCHOOL – Was a four-year letterwinner at Muskogee High School . . . handled the place-kicking and punting duties . . . was named to the *Muskogee Phoenix* all-area first team . . . set a school record with a 52-yard field goal his sophomore season.

PERSONAL – Favorite movie is the *Shooter* . . . his favorite sports movie is *The Waterboy* . . . the Denver Broncos is his favorite NFL team . . . enjoys kayaking, hunting fishing and camping . . . his favorite pro sports team is the Oklahoma City Thunder . . . his favorite vacation spot is the Rocky Mountains . . . favorite actor is Will Ferrell . . . uses the word “outdoorsman”

to best describe himself . . . parents are Michael and Sherry Soper . . . his father and one brother, Jason, attended Tulsa . . . majoring in finance . . . born December 20, 1994.

Soper's Career Statistics

Kickoffs	G	No	Yds	Avg	TB
2014 (Fr)	4	15	883	58.9	5

76

Garrett STAFFORD
Offensive Guard
6-5 • 300 • Sr-3L
Tulsa, Okla.



TULSA – A three-year letterwinner and two-year starter . . . made the move from left tackle to left guard in spring drills . . . enrolled at Tulsa in January 2011 after graduating early from Memorial High School . . . has played in 32 career games with 26 starts . . . has started 26 consecutive games . . . was named to the 2015 preseason watch lists for the Outland Trophy and the Rotary Lombardi Award . . . was recognized as a recipient of the Oklahoma Sports Hall of Fame and National Football Foundation Oklahoma Chapter Scholar-Athlete Award . . . **2014** – Started all 12 games at left tackle . . . was named to the CoSIDA Capital One Academic All-District VII team . . . graded over 80-percent in all 12 games and 90-percent in the final six contests . . . graded 93-percent on 98 plays in the season opener against Tulane . . . graded 92-percent on 97 plays vs. Texas State . . . played 70 plays and graded 87-percent at Colorado State . . . graded 91-percent on 78 plays vs. USF . . . played 91 snaps at Memphis and graded 92 percent . . . was on the field for 76 snaps and graded 92-percent against SMU . . . graded 95-percent on 57 snaps at UCF . . . played 77 snaps and graded 93-percent at Houston . . . **2013** – Started all 12 games at left tackle . . . graded over 80-percent in all 12 games . . . graded 94-percent on 63 plays at UTEP . . . played a season-high 93 snaps against Rice . . . had a grade of 91-percent against both Iowa State and Marshall . . . **2012** – Played in eight games and had two starts . . . saw action against Tulane, Nicholls State, Marshall, Houston, UCF twice, SMU and Iowa State . . . played 50 snaps in his first three games played . . . saw his first collegiate action against Tulane, playing 24 snaps . . . also played 25 snaps vs. Nicholls State . . . played just one snap against Marshall and UCF . . . saw extensive playing time at SMU due to an injury to Brian DeShane in the second quarter and played 74 plays . . . made his first collegiate start in the C-USA Championship game against UCF, and was in the starting lineup for the AutoZone Liberty Bowl against Iowa State . . . **2011** – Was one of several freshmen to sit out the season due to red-shirt status.

HIGH SCHOOL – Was a three-year letterwinner and started at Memorial High School . . . started at both

offensive tackle and nose guard in each of his three years . . . was a second-team all-state selection by the *Tulsa World* his senior season . . . earned *Tulsa World* first-team all-metro honors as a senior . . . was the state of Oklahoma’s fourth-best offensive line prospect heading into the season according to the *Tulsa World* . . . was credited with 118 pancake blocks in his career, along with 55 tackles and 10 TFLs . . . had 54 pancake blocks and 19 tackles as a senior . . . competed at the U.S. Army All-American Combine in January 2010 . . . was nominated for the U.S. Army All-American Bowl . . . high school coach was Tony Daniels.

PERSONAL – Favorite TV show is “Family Guy” . . . lists “Smarter Than a Fifth Grader” as the TV game show he could win . . . if he could play a role in any movie, it would be as Thor in *The Avengers* . . . his biggest sports thrill was starting as a red-shirt freshman in the C-USA Championship Game and the AutoZone Liberty Bowl . . . made the C-USA Commissioner’s Academic Honor Roll in his first three seasons . . . has two older sisters . . . father is John Stafford, and stepmother is Annette . . . mother is Kelley Stafford . . . already earned his bachelor’s degree in electrical engineering, and is working on his master’s degree also in electrical engineering . . . was born July 22, 1993.

28

Craig SUITS
Linebacker
6-0 • 220 • So-1L
Sunnyvale, Texas



TULSA – A returning letterwinner . . . enrolled at Tulsa in January 2013, after gray-shirting during the 2012 season . . . **2014** – Started all 12 games as a red-shirt freshman . . . was credited with 81 tackles, 7.5 TFLs for -14 yards, four pass break-ups, one interception and two forced fumbles . . . earned Football Writers’ Association (FWAA) Freshman All-America Team honors . . . made his first career start in his first collegiate game vs. Tulane and totaled six stops and one pass break-up . . . tallied eight stops, including six solos vs. Oklahoma . . . totaled a career-best 10 tackles and two TFLs for -3 yards at FAU . . . had eight tackles, one TFL for -2 yards and one PBU vs. Texas State . . . had his first career interception at Temple, while adding three tackles . . . tallied six stops, one tackle for -2 yards and one pass break-up against USF . . . had five tackles and forced a fumble that was picked up for a six-yard TD at Memphis . . . totaled seven tackles and forced one fumble vs. SMU . . . had seven stops and one sack for -1 yards at UCF . . . tied his career-best with 10 tackles at Houston . . . **2013** – Was one of several freshmen to sit out the 2013 season due to red-shirt status.

HIGH SCHOOL – Was a four-year letterwinner and starter at Mesquite Poteet High School . . . started all



four years at linebacker . . . was a two-time first-team all-district selection . . . collected 321 tackles, 32 TFLs, 11 pass break-ups and three interceptions in his career . . . totaled 92 stops and 15 TFLs as a senior . . . named to the *Dallas Morning News* Top-100 all-area team . . . received a *Rivals.com* three-star rating . . . was credited with 151 tackles, seven TFLs, six pass break-ups and four sacks his junior season as his team posted a 12-3 record and advanced to the Class 4A state semifinals . . . was named first-team all-area as a junior . . . had 78 tackles his sophomore campaign . . . high school coach was Randy Jackson.


PERSONAL – Favorite movie is *Wedding Crashers* . . . his favorite TV show is “Friday Night Lights” . . . the Dallas Cowboys is his favorite NFL team . . . lists Clay Matthews as his favorite NFL player . . . his cousin, G.J. Kinne, played quarterback at Tulsa . . . parents are Marion and Karla Suits . . . majoring in exercise & sports science . . . born October 14, 1993 in Dallas, Texas.

Suits' Career Statistics

Defense	G	UT	AT	Tot	Loss	Sack	FR	FF	PBU	INT
2013	Red-shirt									
2014 (Fr)	12	45	36	81	7.5/-14	1/-1	0	2	4	1-0

2

Kerwin THOMAS
Cornerback
5-10 • 171 • So-1L
Wagoner, Okla.



TULSA – A returning letterwinner . . . **2014** – Played in 10 games as a red-shirt freshman . . . had 15 tackles, two pass break-ups, one fumble recovery and one interception . . . started five games – USF, FAU, SMU, UCF and Houston . . . missed the Tulane and East Carolina games . . . saw his first career action vs. Oklahoma . . . had one tackle and his first career interception with a return of 40 yards at Colorado State . . . was credited with two tackles and one pass break-up against SMU . . . tallied a career-high four stops at Houston . . . **2013** – Was one of several true freshmen sit out the season due to red-shirt status.

HIGH SCHOOL – Was named to the *Tulsa World* all-metro second team defense as a senior . . . had 49 tackles and two interceptions on defense his senior season . . . also had 31 receptions for 527 yards and seven touchdowns as a senior . . . was named to the OCA East all-state team as a receiver . . . earned honorable mention all-state accolades by the *Tulsa World* . . . helped lead his team to a Class 4A state title as a junior . . . also ran track . . . was a part of the 2012 Class 4A state runner-up 4x100 meter relay team.

PERSONAL – Favorite NFL player is Joe Haden of the Cleveland Browns . . . his favorite movie is *Life* . .


. . . lists *Friday Night Lights* as his favorite sports movie . . . favorite food is steak and potatoes . . . enjoys watching “ESPN” and “SpongeBob SquarePants” . . . parents are Kerwin Thomas and Christie Wilkins . . . majoring in organizational studies . . . born May 20, 1993.

K. Thomas' Career Statistics

Defense	G	UT	AT	Tot	Loss	Sack	FR	FF	PBU	INT
2013	Red-shirt									
2014 (Fr)	10	13	2	15	0/0	0/0	1-0	0	2	1-40

12

Micheal THOMAS
Linebacker
6-0 • 232 • Jr-SQ
Lafayette, La.



TULSA – A returning squad member . . . has played in three career games . . . **2014** – Played in two games . . . saw action against Tulane and Oklahoma . . . **2013** – Played in one game, seeing action against UTSA . . . **2012** – Was one of several true freshmen to sit out the season due to red-shirt status.

HIGH SCHOOL – Was a four-year letterwinner and three-year starter at Lawton MacArthur High School . . . helped Lawton Mac post a four-year record of 44-7 . . . helped lead his team to a 13-1 mark and the state championship game as a senior . . . was credited with 174 tackles, five interceptions, 10 pass break-ups and nine caused fumbles in his career . . . received a *Rivals.com* three-star rating . . . totaled 62 tackles, four caused fumbles and two interceptions his senior season . . . was a second-team all-state selection by *The Oklahoman* as a senior . . . was named the District 5A-2 Defensive Back of the Year his senior season . . . tallied 66 tackles, three interceptions and four pass break-ups as a junior . . . had 46 tackles and four pass break-ups as a sophomore . . . high school coach was Brett Manning.

PERSONAL – Favorite professional sports team is the New Orleans Saints . . . favorite movie is *Friday Night Lights* . . . favorite dessert is pecan pie . . . majoring in organizational studies . . . born February 27, 1994 in Lafayette, Louisiana.

M. Thomas' Career Statistics

Defense	G	UT	AT	Tot	Loss	Sack	FR	FF	PBU	INT
2012	Red-shirt									
2013 (Fr)	1	0	0	0	0/0	0/0	0	0	0	0
2014 (So)	2	0	0	0	0/0	0/0	0	0	0	0
Totals	3	0	0	0	0/0	0/0	0	0	0	0

53

Zac UHLES
Offensive Center
6-3 • 273 • So-1L
Norman, Okla.




TULSA – A returning letterwinner . . . **2014** – Played in five games – FAU, Temple, Memphis, Houston and East Carolina . . . saw his first collegiate action against FAU . . . was injured for the Texas State and Colorado State games . . . played 26 snaps at Temple . . . due to injuries at center, made his first career start at Memphis and played 91 snaps at that position . . . **2013** – Was one of several true freshmen sit out the 2013 season due to red-shirt status.

HIGH SCHOOL – Was a three-year letterwinner and two-year starter at Norman High School . . . started at left tackle in his final two seasons . . . also handled short and long snap duties . . . started and played in 23 straight games . . . graded out over 90-percent for his career . . . paved the way for an offense that rushed for over 3,500 yards and averaged 35 points per game . . . was an OCA West all-state team selection his senior season . . . named to *The Oklahoman's* all-state second team as a senior . . . was an honorable mention all-state selection by the *Tulsa World* his senior season . . . was named to *The Oklahoman* Big All City first team as a senior . . . was the District 6A-4 Offensive Lineman of the Year . . . earned first-team all-district and Mid-State all-conference honors as a senior . . . ranked 29th on *The Oklahoman's* “Top 30” list . . . was *ESPN's* 13th-ranked recruit in the state of Oklahoma . . . played center as a sophomore . . . high school coach was Greg Nation.

PERSONAL – Favorite movie is *Dark Night* . . . his favorite professional sports team is the Kansas City Royals . . . *Remember the Titans* is his favorite sports movie . . . favorite pro athlete is former NFL running back LaDainian Tomlinson . . . his favorite TV show is “Impractical Jokers” . . . the Sidewalk Prophets is his favorite musical group . . . the game show he would most like to appear on is “Jeopardy” . . . parents are Rob and Charla Uhles . . . majoring in finance . . . born October 14, 1994 . . . (pronounced Yules, rhymes with Rules)

4

Brodrick UMBLANCE
Cornerback
6-1 • 184 • So-1L
Arlington, Texas



TULSA – A returning letterwinner . . . moved from receiver to cornerback during spring drills . . . **2014** – Played as a true freshman . . . saw action in eight

INTRO
 PLAYERS
 STAFF
 REVIEW
 AMERICAN ATHLETIC CONFERENCE
 OPPONENTS
 HISTORY
 RECORDS


games, mostly on special teams.

HIGH SCHOOL – Was a four-year letterwinner and starter at The Oakridge School . . . started all four years at receiver and cornerback . . . totaled career statistics of 139 receptions for 2,084 yards and 17 touchdowns . . . caught 39 passes for 643 yards and two TDs as a senior, while intercepting three passes from his cornerback position . . . had a season-long 91-yard reception . . . earned all-conference honors as a senior . . . totaled 37 receptions for 686 yards and six touchdowns his junior season, while rushing for 104 yards and two TDs on seven carries . . . as a sophomore, his team finished 10-1 and were crowned state champions . . . also lettered four years in basketball and track . . . high school coach was Phillip Farhat.

PERSONAL – Favorite NFL team is the Dallas Cowboys . . . his favorite movies are *The Equalizer* and *Furious 7* . . . favorite sports movie is *Remember the Titans* . . . his favorite NFL player is Dez Bryant . . . favorite TV show is “The Fresh Prince of Bel-Air” . . . favorite dessert is sweet potato pie . . . nobody can believe that he watches “Scooby-Doo” . . . member of the Fellowship of Christian Athletes . . . parents are Frank and Patricia Umblance . . . majoring in communication . . . born October 7, 1995.

70

Jerry UWAEZUOKE
Defensive Tackle
6-3 • 295 • Jr-2L
Houston, Texas



TULSA – A two-year letterwinner and returning starter . . . has played in 23 career games and has 12 career starts . . . has 27 tackles and seven stops for -20 yards in his career . . . **2014** – Played in 12 games and started 10 contests . . . had 16 tackles and four TFLs for -8 yards . . . tallied a career-best four stops, including 0.5 sack for -3 yards and one QB hurry at UCF . . . had three tackles against Colorado State and East Carolina . . . totaled two stops with 1.5 of those tackles for -2 yards against USF and had two tackles and one stop for -1 yard at Memphis . . . **2013** – Played in 11 games and started two games . . . received starting assignments in Tulsa’s final two games against Louisiana Tech and North Texas . . . totaled 11 tackles and three TFLs for -12 yards . . . had a season-best three tackles against UTSA . . . **2012** – Was one of several true freshmen to sit out the season due to red-shirt status.

HIGH SCHOOL – Was a two-year letterwinner at Westbury High School . . . started at defensive tackle his senior season . . . earned second-team all-district accolades as a senior . . . played offensive tackle as a junior as well as on the defensive line . . . also lettered two years in track and one year in power-lifting.


PERSONAL – Favorite meal that his mom cooks is fufu with egusi soup . . . a member of the Fellowship of Christian Athletes . . . parents are Chief Josiah and Angela Chienye . . . majoring in exercise and sports science . . . born August 25, 1994 in Houston, Texas. (pronounced 000 - wez - okay)

Uwaezuoke’s Career Statistics

Defense	G	UT	AT	Tot	Loss	Sack	FR	FF	PBU	Int
2012	Red-shirt									
2013 (Fr)	11	5	6	11	3/-12	1.5/-7	0	0	0	0
2014 (So)	12	8	8	16	4/-8	0.5/-3	0	0	0	0
Totals	23	13	14	27	7/-20	2/-10	0	0	0	0

63

Chris WALLACE
Offensive Guard
6-5 • 305 • Jr-2L
Sperry, Okla.




TULSA – A two-year letterwinner and returning starter . . . has played in 24 career games and has 12 career starting assignments . . . made the move to right guard in the spring . . . **2014** – Played and started all 12 games at left guard . . . saw his first career start in the opener vs. Tulane and graded 83-percent on 98 plays . . . played 98 snaps vs. Texas State and graded at 90-percent . . . had 80 snaps and graded 90-percent at Colorado State . . . graded 92-percent on 91 plays at Memphis . . . played 76 snaps and had a grade of 94 percent vs. SMU . . . graded 89-percent against Temple and UCF . . . played 77 snaps and graded 95-percent at Houston . . . **2013** – Played in all 12 games . . . saw most of his playing time on special teams . . . saw action at left guard against East Carolina . . . **2012** – Was one of several true freshmen to sit out the 2012 season due to red-shirt status.

HIGH SCHOOL – Was a four-year letterwinner and three-year starter at Sperry High School . . . was a two-way starter at tackle as a junior and senior . . . was credited with 65 pancake blocks his senior season, while collecting 45 tackles and three sacks on the defensive side of the ball . . . had 22 pancake blocks in his first three games . . . earned second-team all-state accolades by the *Tulsa World* on offense . . . was named to the OCA East all-state team . . . was ranked as the *Tulsa World’s* fourth-best offensive lineman in the area . . . named to the *Tulsa World* all-metro first team for offense . . . earned District 3A-5 Offensive Lineman of the Year his senior season . . . was named to the all-VYPE *Magazine* team for Eastern Oklahoma . . . was an honorable mention all-state selection by *The Oklahoman* as a senior . . . high school coach was Robert Park.

PERSONAL – Favorite TV show is the “Games of Thrones” . . . his favorite sport to play besides football is golf . . . fish is his favorite food and brownies is his favorite dessert . . . craziest ambition is to go skydiving . . . parents are Amos Wallace and Unora Germany . . . majoring in management information systems . . . born July 29, 1994.

25

Ramadi WARREN
Running Back
5-9 • 205 • Fr-RS
Memphis, Tenn.




TULSA – Was one of several true freshmen to sit out the 2014 season due to red-shirt status.

HIGH SCHOOL – Was a four-year letterwinner and three-year starter . . . played his final prep season at Whitehaven High School, helping his team register a 9-3 record . . . played his first three years at Christian Brothers High School . . . totaled over 5,500 rushing yards, 1,500 receiving yards and 60 touchdowns in his four-year career . . . rushed for over 1,400 yards and had 25 touchdowns as a senior at Whitehaven High School . . . earned District 16AAA honors and all-state mention his senior season . . . was named to the Shelby County all-metro team as a senior . . . was named the Offensive MVP in the Tennessee East-West All-Star Game after rushing for 272 yards and three TDs on 38 carries . . . received a three-star rating by *247Sports* . . . ranked as the 25th-best prospect among the state of Tennessee’s top-50 prospects by *247Sports Ratings* . . . totaled 1,800 rushing yards his junior season and 1,700 yards as a sophomore . . . high school coach was Rodney Saulsberry.

PERSONAL – Favorite sports movie is *Gridiron Gang* . . . favorite TV show is “The First 48” . . . his favorite professional athlete is boxer Floyd Mayweather . . . his favorite actor is Bernie Mac . . . lists baseball as the sport, other than football, that he prefers to play . . . parents are Ben and Pamela . . . his stepmother is Renee Meeks, stepfather is Leinar Roberson . . . majoring arts & sciences . . . born December 15, 1994.

6

Darrell WILLIAMS, Jr.
Cornerback
5-10 • 197 • Sr-1L
Spring, Texas



TULSA – A two-year letterwinner . . . has played in 21 career games . . . has 11 career tackles . . . **2014** – Played in eight games . . . saw action in the first five games, then missed the Temple, USF and Memphis games . . . was credited with seven tackles . . . started two contests – Texas State and Colorado State . . . had a career-best five stops against Texas State . . . **2013** – Missed the season . . . suffered a season-ending knee injury in preseason camp as he completely dislocated his knee and tearing the ACL, MCL and PCL . . . **2012** – Played in 13 games, mostly on special teams . . . was credited with four tackles .



... **2011** – Was one of several true freshman to sit out the season due to red-shirt status.

HIGH SCHOOL – Was a two-year letterwinner at Spring Westfield High School ... missed his junior season with a broken leg ... started his senior season at cornerback ... collected 51 tackles, nine pass-break-ups, one interception and one forced fumble as a senior ... earned first-team all-District 13-5A honors his senior season ... high school coach was Corby Meekins.

PERSONAL – Favorite NFL team is New England Patriots ... favorite NFL players are Darrelle Revis and Tom Brady ... his favorite movie is *Paid in Full* ... visited Europe on a student tour in high school ... favorite sports movie is *Friday Night Lights* ... his favorite TV shows are “ESPN’s First Take” and “Empire” ... enjoys swimming and collecting shoes ... the magazine cover he’d like to appear on is *Forbes* ... his favorite actor is Denzel Washington ... shrimp creole is his favorite meal that his mom cooks ... has two younger brothers ... father is Darrell Williams ... mother is Dana Arreola and stepfather is Eric Arreola Sr. ... majoring in management ... born May 31, 1993.

Williams’ Career Statistics

Defense	G	UT	AT	Tot	Loss	Sack	FR	FF	PBU	Int
2011	Red-shirt									
2012 (Fr)	13	2	2	4	0/0	0/0	0	0	0	0
2013 (So)	Injured									
2014 (Jr)	8	5	2	7	0.5/-1	0/0	0	0	0	0
Totals	21	7	4	11	0.5/-1	0/0	0	0	0	0

44



Petera WILSON, Jr.
Linebacker
6-2 • 225 • So-1L
Memphis, Tenn.

TULSA – A returning letterwinner ... moved to linebacker from defensive end during spring drills ... **2014** – Was one of several true freshmen to earn a letter ... saw playing time in all 12 games ... had six tackles, including five solos ... had a season-best two stops vs. Memphis ... had his first career tackle against Colorado State.

HIGH SCHOOL – Was a four-year letterwinner and starting linebacker at White Station High School ... played in 12 of 14 games as a senior and compiled 62 tackles, 10 sacks, four forced fumbles and blocked two field goals ... earned first-team all-state honors his senior season ... helped lead his team to a 9-5 record and the state semifinals as a senior ... was named to the Pepsi Best of the Preps first-team defense as a senior ... ranked as the 15th-best prospect among the state of Tennessee’s top-50 prospects by *247Sports Ratings* ... received a three-star rating by *247Sports* ... rated as the No. 15 prospect in the state of Tennessee by *Rivals.com*

... was a three-star prospect by *Rivals.com* ... was selected to play in the 2014 Offense-Defense All-American Bowl ... was also selected to play in the AutoZone Liberty Bowl High School All-Star Game ... totaled 100 tackles, eight sacks, eight TFLs, six pass deflections and blocked two punts as a junior ... won the Linebacker MVP Award at the NIKE Football Training Camp in Memphis in April 2013 ... was invited to the Rivals 5-Star Challenge, the Rivals Camp Series Presented by Under Armour and the NIKE SPARQ Combine following his junior season ... high school coach was Joe Rocconi.

PERSONAL – Favorite professional athlete is Kobe Bryant ... favorite movie is *Mean Girls* ... his favorite actor is Johnny Depp ... Hawai’i is his favorite vacation spot ... favorite sport to watch besides football is WWE Raw Professional Wrestling ... the most famous person he’s ever met is Spike Lee ... parents are Petera and Sonja Wilson ... majoring arts & sciences ... born August 5, 1996. (pronounced Pa-TARE-Rah)

P. Wilson’s Career Statistics

Defense	G	UT	AT	Tot	Loss	Sack	FR	FF	PBU	Int
2014	12	5	1	6	0/0	0/0	0	0	0	0

82



Tyler WILSON
Tight End
6-6 • 240 • Jr-1L
Ponca City, Okla.

TULSA – A returning letterwinner ... has played in 14 career games and has eight career starts ... **2014** – Played in the first three games ... missed the remainder of the season with an injury ... **2013** – Played in 11 games and started eight contests ... caught nine passes for 79 yards ... caught passes in seven games ... had one reception for a season-high 15 yards in the season opener against Bowling Green ... had two receptions for 14 yards in games against Tulane and Marshall ... **2012** – Was one of several true freshmen to sit out the season due to red-shirt status.

HIGH SCHOOL – Was a three-year letterwinner and starter at Ponca City High School ... played tight end, receiver, fullback, quarterback and defensive end at some point in his prep career ... had 28 receptions for 308 yards his senior season ... earned *Tulsa World* honorable mention all-state merits as a senior ... was named to the all-district 6A-4 team his senior season ... was the 19th-ranked Oklahoma prospect by *Rivals.com* ... received a *Rivals.com* three-star rating ... in his career, caught 62 receptions for 703 yards and five touchdowns, while rushing for 32 yards and one TD and completing 30 passes for 354 yards and three TDs ... caught 33 passes for 395 yards and five TDs as a junior ... lettered two years in soccer and one year in basketball ... high school coach was Rob Fry.

PERSONAL – Favorite movie is *American Sniper* ... his sports movie is *Never Back Down* ... his favorite TV show is “How I Met Your Mother” ... his favorite NFL team is the Denver Broncos, while his favorite NFL player is Russell Wilson ... *The Hunger Games* is his favorite book ... his favorite sports to play besides football is basketball and sand volleyball ... favorite actor is Mark Wahlberg ... the word he uses to best describe himself is “resilient” ... the famous person he’s ever met is President George W. Bush ... a member of the Fellowship of Christian Athletes ... parents are Curt and Cynthia Wilson ... majoring in mechanical engineering ... born August 22, 1994 in Ponca City, Oklahoma.

T. Wilson’s Career Statistics

Receiving	G	Rec	Yds	Avg	TD	Long
2012	Red-shirt					
2013 (Fr)	11	9	79	8.8	0	15
2014 (So)	3	0	0	0.0	0	0
Totals	14	9	79	8.8	0	15

58



Willie WRIGHT
Offensive Tackle
6-3 • 291 • Fr-RS
Houston, Texas

TULSA – Was one of several freshmen to sit out last season due to a red-shirt year ... moved from defensive tackle to offensive tackle during spring drills.

HIGH SCHOOL – Was a three-year letterwinner and two-year starter at Cypress Ridge High School ... started his junior and senior seasons at offensive tackle ... earned first-team all-district accolades as a senior ... was an honorable mention all-district selection his junior season ... received first-team Academic all-district merits ... high school coach was Gary Thiebaud.

PERSONAL – Favorite sports movie is *Remember the Titans* ... his favorite movie is *Friday* ... lists Denzel Washington as his favorite actor ... his favorite NFL player is J.J. Watt of the Houston Texans, while listing Odell Beckham Jr. as his favorite professional athlete ... the TV game show he’d like to appear on is “The Price is Right” ... has two sisters ... mother’s name is Morley Wright ... majoring in communication ... born February 25, 1996.

INTRO

PLAYERS

STAFF

REVIEW

AMERICAN ATHLETIC CONFERENCE

OPPONENTS

HISTORY

RECORDS

2015 Returning Walk-on Athletes



47
Blake Abbott
 Linebacker
 5-11 • 227 • Sr-SQ
 Liberal, Kan.
 University of Kansas



29
Justyn Bell
 Cornerback
 5-9 • 195 • So-SQ
 Little Elm, Texas
 Missouri Valley College



61
Josh Bencke
 Offensive Tackle
 6-0 • 293 • Sr-SQ
 Rio Rancho, NM
 Cleveland HS



15
Sam Gottsch
 Safety
 6-2 • 190 • Fr-RS
 Jenks, Okla.
 Sapulpa HS



18
Bingham Hightower
 Quarterback
 6-3 • 210 • So-SQ
 Cushing, Okla.
 Cushing HS




33
Ronan Rogers
 Linebacker
 6-3 • 219 • So-TR
 Tulsa, Okla.
 Holland Hall HS
 University of Utah



89
Thomas Shamet
 Defensive Tackle
 6-2 • 267 • Jr-SQ
 Fairway, Kan.
 Bishop Miege HS



6
Chris Showels
 Wide Receiver
 5-6 • 165 • Sr-SQ
 Round Rock, Texas
 Vista Ridge HS




38
Randall Smith
 Wide Receiver
 6-1 • 208 • So-SQ
 Coweta, Okla.
 Coweta HS



40
Brandon Stage
 Place-kicker
 5-10 • 197 • Fr-RS
 Stage, Fla.
 Ridgeview HS



13
Brad Valentino
 Quarterback
 6-0 • 215 • Sr-SQ
 Norman, Okla.
 Butler CC



90
Nathan Walker
 Place-kicker
 5-9 • 165 • Fr-RS
 Kingwood, Texas
 Kingwood HS





87
Blake Kitrell
 Wide Receiver
 6-2 • 200 • Jr-SQ
 Ashland, Neb.
 Ashland-Greenwood HS




48
Tristan Lacey
 Place-kicker
 5-10 • 162 • Fr-RS
 Crescent, Okla.
 Crescent HS



60
Ty Lott
 Deep Snapper
 5-11 • 220 • So-SQ
 Sand Springs, Okla.
 Charles Page HS



42
Daelen McClendon
 Running back
 5-10 • 229 • So-SQ
 Prague, Okla.
 Prague HS



39
Gage Murphy
 Defensive Back
 6-0 • 195 • So-SQ
 May, Okla.
 Laverne HS



TULSA CELEBRATES A TOUCHDOWN

INTRO

PLAYERS

STAFF

REVIEW

AMERICAN ATHLETIC
 CONFERENCE

OPPONENTS

HISTORY

RECORDS

2015 Tulsa Newcomers Roster

Player	Pos.	Ht.	Wt.	Cl/Exp	Hometown	Previous School
16 Jarion Anderson	WR	5-9	167	Fr.	Texarkana, Texas	Texas HS
92 Michael Anderson	DE	6-3	235	Fr.	Owasso, Okla.	Owasso HS
51 Blake Browning	C	6-0	290	Fr.	Pflugerville, Texas	Hendrickson HS
26 Diamon Cannon	LB	6-2	210	Fr.	Killeen, Texas	Shoemaker HS
32 Trevis Gipson	DE	6-5	210	Fr.	Cedar Hill, Texas	Cedar Hill HS
3 Khari Harding#	LB	6-2	220	Jr-TR	Edmond, Okla.	Auburn University
15 Will Hefley III	QB	6-5	205	Fr.	Little Rock, Ark.	Pulaski Academy
65 Christopher Ivy Jr.	OT	6-4	295	Fr.	Wichita, Kan.	Wichita Heights HS
93 Suleiman Masumbuko%	DT	6-2	295	Sr-TR	Euleless, Texas	Baylor University
34 Chris Minter	TE	6-3	230	Fr.	Temple, Texas	Temple HS
75 Alex Pagonis	OG	6-5	320	Jr-JC	Gulf Breeze, Fla.	Fort Scott CC
10 Chad President*	QB	6-3	206	Fr.	Temple, Texas	Temple HS
24 J.R. Reed*	S	6-1	185	Fr.	Plano, Texas	Prestonwood Christian Academy
11 David Richardson II	CB	5-11	170	Fr.	Rockwall-Heath, Texas	Rockwall HS
9 Reginald Robinson II	CB	6-1	185	Fr.	Cleburne, Texas	Cleburne HS
22 Javon Thomas	RB	6-2	215	Fr.	Texarkana, Texas	Texas HS
27 Keidrien Wadley	CB	6-1	185	Fr.	Irving, Texas	Ranchview HS
21 McKinley Whitfield	S	6-4	194	Fr.	Spiro, Okla.	Spiro HS
30 Cristian Williams	S	6-0	170	Fr.	Dallas, Texas	Lincoln HS
67 Tristan Wyatt	OG	6-5	290	Fr.	Shawnee, Okla.	Shawnee HS

*Enrolled at mid-semester

#Mid-semester transfer from Auburn

%Senior transfer from Baylor

2015 Tulsa Newcomers

16 Jarion Anderson

Wide Receiver

5-9 • 167 • Fr-HS

Texarkana, Texas • Texas HS

Was a three-year letterwinner and starter at Texas High School . . . started three seasons at receiver and her junior season at cornerback as well . . . totaled 645 yards for a 15.7 average and nine TDs her senior season . . . earned first-team all-district and all-area both her junior and senior seasons . . . compiled 540 yards and five touchdowns on 30 receptions her junior season . . . caught 20 passes for 340 yards and two TDs as a sophomore . . . high school coach was Barry Norton . . . born October 1, 1996 . . . an arts & sciences major.

92 Michael Anderson

Defensive End

6-3 • 235 • Fr-HS

Owasso, Okla. • Owasso HS

Was a three-year letterwinner and starter at Owasso High School . . . started three years at defensive end . . . helped lead his team to a 10-2 record and state semi-

final appearance as a senior . . . was credited with 279 career tackles and 27 sacks . . . had 90 tackles and 19 sacks his senior season . . . earned first-team all-state accolades by the *Tulsa World* and *The Oklahoman* as a senior . . . was named the District 6A-1 Co-Defensive Player of the Year his senior season . . . tallied five sacks and a fumble recovery in a playoff opener against Westmoore . . . totaled seven tackles, one sack and six QB hits in a 7-6 win over eventual state champions Jenks . . . ranked as the 12th top prospect in the state of Oklahoma by *Rivals.com* . . . compiled 95 tackles and six sacks as a junior . . . also tallied 94 stops and two sacks in his sophomore season . . . high school coach was Bill Patterson . . . born July 6, 1996 . . . plans to major in petroleum engineering.

51 Blake Browning

Offensive Center

6-0 • 290 • Fr-HS

Pflugerville, Texas • Hendrickson HS

Was a three-year letterwinner and starter at Hendrickson High School . . . started all three years on the offensive line as a center and guard . . . also played on the defensive side of the ball as a sopho-

more . . . was on 13-6A District championship teams as a sophomore and junior and was Bi-District champions his senior season . . . started his senior year at center, when he had 120 decliators . . . earned first-team all-district and all-Suburban league both her junior and senior seasons . . . was an all-Central Texas selection as a senior . . . played both center and guard as a junior and was credited with 135 decliators . . . was named to the *Austin-American Statesman's* Central Texas Super Sophomore Team . . . high school coach was Chip Killian . . . born May 30, 1997 . . . plans to major in energy management.

26 Diamon Cannon

Linebacker

6-2 • 210 • Fr-HS

Killeen, Texas • Shoemaker HS

Was a two-year letterman and starter at Robert Shoemaker High School . . . played safety as a senior and at linebacker his junior season . . . earned academic all-district accolades his senior campaign . . . was a second-team all-district selection as a junior . . . also lettered four years in baseball . . . high school football coach was Channon Hall . . . born September 2, 1997



in Amberg, Germany . . . plans to major in mechanical engineering. (pronounced die-mon).

32 **Trevis Gipson**

Defensive End
6-5 • 210 • Fr-HS
Cedar Hill, Texas • Cedar Hill HS

Was a three-year defensive starter . . . played his senior season at Cedar Hill High School . . . played his junior and senior seasons at Richardson Berkner High School . . . helped lead his prep team to the Class 6A state title . . . named to the *Dallas Morning News* top-100 for the Dallas-area, coming in rated No. 91, as a senior . . . high school coach at Cedar Hill High School was Joey McGuire . . . born June 13, 1996 . . . majoring in arts & sciences.

15 **Will Hefley III**

Quarterback
6-5 • 205 • Fr-HS
Little Rock, Ark. • Pulaski Academy

Was a three-year letterwinner and two-year starter at Pulaski Academy . . . had 9,795 passing yards and 128 touchdowns in his career, while completing 67.1 percent of his passes (661-of-985) . . . posted a 24-2 record as the starting quarterback . . . was named the Arkansas Class A Player of the Year as a senior, while leading his team to a 13-1 record and the state title . . . completed 72-percent of his passes (332-of-462) for 4,897 yards and 62 touchdowns his senior season . . . was named the Class 5A state championship game MVP . . . tied a national record with eight TD passes in the first-half of a game . . . was named to the *Parade Magazine* honorable mention All-America team . . . completed 68-percent of his passes (264-of-400) for 4,165 yards and 54 touchdowns as a junior . . . high school coach was Kevin Kelley . . . born March 22, 1996 . . . plans to major in biology.

65 **Christopher Ivy Jr.**

Offensive Tackle
6-4 • 295 • Fr-HS
Wichita, Kan. • Wichita Heights HS

Was a two-year letterwinner and starter at Wichita Heights High School . . . started two years at left tackle, helping his team advance to the state quarterfinals both years . . . earned Kansas Football Coaches Association (KFCA) all-state team . . . was a first-team all-conference and second-team all-city accolades as a senior . . . earned honorable mention all-city merits his junior season . . . high school coach was Terry Harrison . . . born June 26, 1997 in New Orleans, Louisiana . . . plans to major in business.

34 **Chris Minter**

Tight End
6-3 • 230 • Fr-HS
Temple, Texas • Temple HS

Was a three-year letterwinner and two-year starter at Temple High School . . . caught 21 passes for 332 yards and six touchdowns as a senior . . . earned first-team all-district honors as a senior and junior . . . received honorable mention all-state accolades his senior season . . . had 34 career receptions for 507 yards and eight TDs . . . also lettered three years in basketball . . . high school coach was Mike Spradlin . . . born March 19, 1996 . . . an arts & sciences major.

75 **Alex Pagonis**

Offensive Guard
6-5 • 320 • Jr-JC
Gulf Breeze, Fla. • Fort Scott CC

Played two years at Fort Scott Community College . . . helped pave the way for an offense that gained 167.9 yards rushing in 2014 . . . earned first-team all-region and second-team all-Jayhawk Conference accolades as a sophomore guard . . . before that played at Gulf Breeze (Fla.) High School . . . junior college head coach was Curtis Horton . . . born November 10, 1994 . . . plans to major in management.

11 **David Richardson II**

Cornerback
5-11 • 170 • Fr-HS
Rockwall, Texas • Rockwall-Heath HS

Was a two-year letterman and starter at Rockwall-Heath High School . . . started both his junior and senior seasons at cornerback . . . was credited with 50 tackles, 10 pass breakups, four interceptions and three caused fumbles as a senior . . . totaled 50 tackles, five interceptions and five pass breakups his junior campaign . . . earned 12-5A first-team all-district honors both his senior and junior seasons . . . also earned honorable mention all-state accolades as a junior . . . high school coach was Mickey Moss . . . born February 14, 1997 in Denver, Colorado . . . plans to major in management.

9 **Reginald Robinson II**

Cornerback
6-1 • 185 • Fr-HS
Cleburne, Texas • Cleburne HS

Was a three-year letterwinner and starter at Cleburne High School . . . started three seasons on defense at safety, and two years at receiver on offense . . . had 45 tackles, two interceptions and three pass break-ups as a senior . . . on offense, caught 17 passes for 269 yards and four TDs . . . also returned 11 kickoffs for 309 yards for a 28.1 yard average . . . was a two-time all-district selection . . . also lettered in track . . . high school football coach was Jeff Merket . . . born April

14, 1997 in Ruston, Louisiana . . . plans to major in computer science.

22 **Javon Thomas**

Running Back
6-2 • 215 • Fr-HS
Texarkana, Texas • Texas HS

Was a three-year letterwinner and two-year starter at Texas High School . . . totaled 1,784 rushing yards, 511 receiving yards and 27 touchdowns in his career . . . had 814 rushing yards and caught 31 passes for 367 yards for a total of 16 touchdowns as a senior . . . earned first-team all-district honors as a senior . . . rushed for 466 yards and five touchdowns on 50 carries, while catching seven passes for 144 yards and two TDs his junior season . . . was a second-team all-district selection as a junior . . . rushed for 504 yards and four TDs on 60 carries his sophomore season . . . also lettered in track . . . was on the school record-setting relay teams in the 4x100 and 4x200 as a junior . . . high school coach was Barry Norton . . . born July 21, 1997 . . . plans to major in management.

27 **Keidrien Wadley**

Cornerback
6-1 • 185 • Fr-HS
Irving, Texas • Ranchview HS

Was a four-year letterwinner at Ranchview High School . . . played quarterback and cornerback . . . compiled 4,250 yards and 60 TDs passing and rushed for 3,100 yards and 45 touchdowns in his career . . . helped lead his team to a 9-3 record his senior season . . . completed 116-of-179 passes for 2,029 yards and 17 touchdowns as a senior . . . also ran for 1,558 yards, 25 TDs and 8.4 yards per carry . . . earned Class 4A first-team all-state honors at quarterback and cornerback . . . totaled 13 career interceptions, including five his senior season . . . also lettered three years in track . . . was the regional long jump champion as a junior . . . high school coach was Terry Smith . . . born January 21, 1997 . . . plans to major in marketing. (pronounced Key-dree-in)

21 **McKinley Whitfield**

Safety
6-4 • 194 • Fr-HS
Spiro, Okla. • Spiro HS

Was a four-year letterwinner at Spiro High School . . . played quarterback and safety . . . was named the *Times-Record* Oklahoma Offensive Player of the Year . . . rushed for 1,223 yards and 14 touchdowns on 128 carries his senior season, while passing for 892 yards and eight TDs . . . was ranked No. 9 on *The Oklahoman's* Super 30 list of the state's top college recruits . . . ranked as the 11th top prospect in the state of Oklahoma by *Rivals.com* . . . recorded over 100 tackles both his junior and senior seasons . . . was named to the Oklahoma Coaches Association (OCA) all-state team as a senior . . . earned honorable mention all-state honors by the *Tulsa World* and *The Oklahoman* his senior season . . .

INTRO

PLAYERS

STAFF

REVIEW

AMERICAN ATHLETIC CONFERENCE

OPPONENTS

HISTORY

RECORDS



Head Football Coach Philip Montgomery came to Tulsa this year after leading the nation's top offense at Baylor.

STAFF

INSIDE

Head Football Coach	48-49
Coaching Staff	50-55
Football Support Staff	56
President	57
Director of Athletics	58



PHILIP MONTGOMERY

HEAD FOOTBALL COACH

FIRST YEAR

Philip Montgomery, one of the brightest offensive minds in college football, became The University of Tulsa's 29th head football coach on December 11, 2014.

Montgomery has logged nearly two decades of coaching experience, including the past seven seasons (2008-14) at Baylor University, where he most recently served as the offensive coordinator for the Big 12 powerhouse. The Bears posted 10 or more wins in three of the last four years, including 11 victories in each of the last two seasons. In 2014, Baylor produced an 11-1 record and ranked as high as No. 4 in the Associated Press poll.

"We are extremely pleased to have Philip Montgomery as our head football coach," said Tulsa VP & Director of Athletics Derrick Gragg when Montgomery was hired. "Coach Montgomery has an outstanding background as a collegiate coach and recruiter. He is one of the bright offensive minds in college football and has coordinated explosive offenses at both Houston and Baylor."

A Texas native, Montgomery first began his association with Baylor Head Coach Art Briles at Stephenville High School and coached alongside Briles for 16 seasons. In 2003, Montgomery made the jump to the collegiate ranks, moving with Briles to the University of Houston.

"I am truly honored to be the next head coach at the University of Tulsa," said Montgomery, when announced as the Golden Hurricane head coach. "I want to thank President Upham, Derrick Gragg and the Board of Trustees for this special opportunity. I was fortunate to be in a great position working with Coach Briles and the wonderful people at Baylor. I've always wanted to be a head coach, but my family and I knew that it would take the right opportunity to get me to leave Waco. Tulsa is that special opportunity. Get ready for some fun, fast and physical football."

"He's a great man, to begin with. Trustworthy, honest, fair, considerate, compassionate – all those things you want to know as a person. And then professionally, he's innovative, inspirational, great motivator, great game-day manager and great people person."

– **BAYLOR HEAD COACH ART BRILES ABOUT COACH MONTGOMERY**
Tulsa World, July 2015

At Baylor, Montgomery called plays for an offense ranked among the nation's top two in each of the past four seasons. In 2014, Baylor's offense led the nation with averages of 581.3 yards and 48.8 points through 12 games. The Bears led the nation in total offense in 2013 (618.8 ypg) and ranked second in both 2012 (572.2) and 2011 (587.1). Baylor's passing attack ranked among the top five in that same span – fifth in both 2014 (346.2 ypg) and 2013 (359.1) and fourth in both 2012 (340.5) and 2011 (351.5).

Following Baylor's record-breaking 2013 Big 12 championship season, Montgomery was honored as the Offensive Coordinator of the Year by FootballScoop.com and was named a finalist for the Broyles Award, given to the nation's top assistant. In 2011, Montgomery was named the National Offensive Coordinator of the Year by Rivals.com and was the Quarterback Coach of the Year by SpeedTracs/FootballScoop.com.

In his career, Montgomery has tutored several award-winning quarterbacks, including Big 12 Player of the Year Bryce Petty, Heisman Trophy winner Robert Griffin III and Baylor All-American Nick Florence. At Houston, Montgomery coached Kevin Kolb to Conference USA MVP honors and tutored future NFL quarterback Case Keenum for two years.

For three straight seasons at Baylor, each with a different quarterback, Montgomery's pupils earned

All-America honors. In 2013, as a junior, Petty joined the list after throwing for 4,200 yards and 32 TDs. Petty finished seventh in the Heisman Trophy voting and was named the unanimous Big 12 Offensive Player of the Year.

Under Montgomery's guidance, Florence threw for a school-record 4,309 yards in 2012 and was an honorable mention All-America selection by Sports Illustrated. As backfield coach in 2011 Montgomery coached two All-Americans. In addition to mentoring RG3, the most prolific quarterback in school history who set 54 school records, Montgomery also tutored future NFL draftee Terrance Ganaway, who set Baylor single-season records for rushing yards (1,566) and rushing TDs (21).

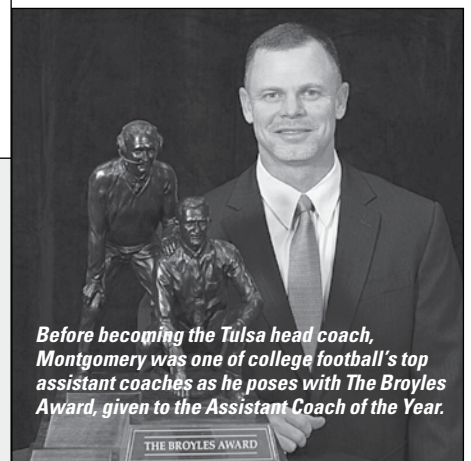
The Bears finished the 2011 season with a 10-3 record, including a memorable 67-56 Alamo Bowl win over Washington, and ranked 12th (coaches) and 13th (AP) in the final national polls. The 2011 Baylor offense set or tied 101 offensive school records.

In 2010 Montgomery coached honorable mention All-American and NFL Draftee Jay Finley, who broke the

POSTSEASON EXPERIENCE

- 2003** | Sheraton Hawai'i Bowl (Houston)
- 2005** | Fort Worth Bowl (Houston)
- 2006** | AutoZone Liberty Bowl (Houston)
- 2010** | Texas Bowl (Baylor)

- 2011** | Alamo Bowl (Baylor)
- 2012** | Holiday Bowl (Baylor)
- 2014** | Fiesta Bowl (Baylor)



Before becoming the Tulsa head coach, Montgomery was one of college football's top assistant coaches as he poses with The Broyles Award, given to the Assistant Coach of the Year.



Baylor single-season rushing record by gaining 1,218 yards. Griffin III set or tied 11 school records, including the then-single-season passing mark with 3,501 yards. In all, Montgomery assisted a Baylor offense that established 55 school records and ranked 13th nationally (475.3 ypg) that season.

Montgomery coached a 2008 Baylor backfield that was as productive as any BU offense in more than a decade. The Bears total points (28.0), rushing yards (2,349) and rushing TDs (29) were the most since 1994, and the total offense average (376.4) was the highest since 1995. Griffin, who threw for 2,091 yards, rushed for 843 and accounted for 28 TDs in 2008, earned Freshman All-America honors under Montgomery's tutelage.



Montgomery with the news media after being named the Tulsa head football coach in December 2014.

Montgomery arrived at Baylor with Briles following five seasons coaching the offensive backfield at Houston, and serving as co-offensive coordinator in 2006 and 2007. During his Houston tenure, the Cougar offense ranked as one of the nation's most prolific. In the 2007 regular season, Houston ranked fourth nationally in total offense (513.1 ypg), 10th in rushing offense (239.9 ypg), 17th in scoring offense (36.3 ppg) and 27th in passing offense (273.2 ypg).

Prior to joining the Cougars' coaching staff, Montgomery served one year as the offensive coordinator at Denton (Texas) High School and helped that team compile a 10-2 record and the 2002 Bi-district crown. Before that, Montgomery spent six seasons as the quarterback and backfield coach at Stephenville High School, where he was part of Briles' program that won back-to-back Class 4A Division II state championships in 1998 and 1999.

A four-year letterman at Tarleton State, Montgomery began his coaching career as a student assistant coach at his alma mater working with the running backs and serving as the summer weight room coordinator for two seasons.

Montgomery, 43, received his bachelor's degree in exercise and sports studies from Tarleton in 1995. He and his wife, Ashli, have two children: Cannon and Maci.



THE MONTGOMERY FILE

PERSONAL

Birthdate: December 21, 1971

Birthplace: Dallas, Texas

Hometown: Eastland, Texas

Family: wife Ashli; children Cannon and Maci

EDUCATION

High School: Eastland High School, Eastland, Texas

College: Tarleton State '95 (bachelor's degree in exercise & sports studies)

PLAYING EXPERIENCE

Four-year letterman (1991-94) at Tarleton State, where he played quarterback and free safety.

MONTGOMERY'S COLLEGIATE COACHING RECORD

YEAR	POSITION	SCHOOL	W-L	BOWL GAME
2003	Running Backs/Quarterbacks	Houston	7-6	Sheraton Hawai'i Bowl
2004	Running Backs/Quarterbacks	Houston	3-8	—
2005	Running Backs/Quarterbacks	Houston	6-6	Fort Worth Bowl
2006	Co-Offensive Coord/RBs/QBs	Houston	10-4	AutoZone Liberty Bowl
2007	Co-Offensive Coord/RBs/QBs	Houston	8-5	Texas Bowl
2008	Co-Offensive Coord/RBs/QBs	Baylor	4-8	—
2009	Co-Offensive Coord/RBs/QBs	Baylor	4-8	—
2010	Co-Offensive Coord/RBs/QBs	Baylor	7-6	Texas Bowl
2011	Co-Offensive Coord/RBs/QBs	Baylor	10-3	Alamo Bowl
2012	Offensive Coordinator/QBs	Baylor	8-5	Holiday Bowl
2013	Offensive Coordinator/QBs	Baylor	11-2	Fiesta Bowl
2014	Offensive Coordinator/QBs	Baylor	11-1	Cotton Bowl

NCAA OFFENSIVE RANKINGS IN MONTGOMERY'S COACHING TENURE

YEAR	SCHOOL	PASSING	RUSHING	SCORING	TOTAL OFFENSE	PASS EFF.
2003	Houston	242.8 (40th)	215.5 (12th)	34.4 (16th)	458.3 (12th)	152.6 (9th)
2004	Houston	251.5 (28th)	138.2 (76th)	20.9 (93rd)	389.7 (44th)	128.4 (51st)
2005	Houston	272.3 (22nd)	166.4 (39th)	28.0 (51st)	438.7 (19th)	133.2 (43rd)
2006	Houston	277.8 (8th)	168.2 (28th)	33.0 (10th)	446.0 (7th)	160.8 (7th)
2007	Houston	278.0 (25th)	223.9 (10th)	34.5 (23rd)	501.9 (4th)	147.3 (10th)
2008	Baylor	180.6 (92nd)	195.7 (21st)	28.0 (42nd)	376.4 (46th)	136.1 (33rd)
2009	Baylor	242.3 (37th)	100.5 (108th)	20.7 (101st)	342.9 (85th)	121.1 (85th)
2010	Baylor	280.6 (19th)	194.6 (24th)	31.1 (36th)	475.3 (13th)	144.3 (30th)
2011	Baylor	351.4 (4th)	235.6 (11th)	45.3 (4th)	587.0 (2nd)	191.2 (1st)
2012	Baylor	340.5 (4th)	231.7 (11th)	44.5 (4th)	572.2 (2nd)	158.3 (6th)
2013	Baylor	359.1 (5th)	259.7 (13th)	52.4 (1st)	618.8 (1st)	172.5 (2nd)
2014	Baylor	346.2 (5th)	235.2 (21st)	48.8 (1st)	581.3 (1st)	156.9 (10th)

INTRO

PLAYERS

STAFF

REVIEW

AMERICAN ATHLETIC CONFERENCE

OPPONENTS

HISTORY

RECORDS

Brian Norwood
Associate Head Coach,
Co-Defensive
Coordinator & Safeties
Coach



FIRST YEAR

Brian Norwood was appointed associate head coach, co-defensive coordinator and safeties coach at The University of Tulsa on January 11, 2015.

Norwood has coached in 12 bowl games in his 25-year collegiate coaching career with stops at Arizona, Richmond, Navy, Texas Tech, Penn State and Baylor.

Before coming to Tulsa, Norwood spent seven seasons (2008-14) on the Baylor coaching staff, including the last four as associate head coach and safeties coach. From 2008 to 2010, Norwood served as defensive coordinator and oversaw a defense that totaled nine All-Big 12 honorees and two All-Americans.

During Baylor's 2013 Big 12 championship season, Norwood coached first-team All-American and NFL draftee Ahmad Dixon. Both of Baylor's 2011 starting safeties, Mike Hicks and Sam Holl, earned All-Big 12 honors that season. Holl finished second on the squad with 113 total tackles and Hicks was third with 105, and each had three interceptions. In 2010, Norwood coached first-team All-Big 12 honoree Byron Landor, who totaled 127 tackles.

Prior to his stint at Baylor, Norwood spent seven seasons (2001-07) as the safeties coach on Joe Paterno's coaching staff at Penn State.

During Norwood's seven seasons at Penn State, the Nittany Lions led the Big Ten in pass efficiency defense twice (2004 and 2005) and finished third on two occasions (2003 and 2006). Nationally, Penn State ranked among the nation's top 25 in pass efficiency defense four times including a No. 4 ranking in 2004. At the end of the 2007 regular season, the Nittany Lions' defense ranked sixth nationally against the run (87.92 ypg), eighth in scoring defense (17.58 ppg), ninth in total defense (306.58 ypg) and 44th in pass efficiency defense (119.14 rating).

Norwood coached 2006 Big Ten interceptions leader and first-team All-Big Ten safety Anthony Scirrotto, and developed All-Big Ten and NFL defensive backs Shawn Mayer and Calvin Lowry, now on the Tulsa coaching staff.

Norwood began his career as a graduate assistant coach at Arizona (1990-91), then spent three seasons (1992-94) coaching the outside linebackers at Richmond in his first full-time coaching position. After that, Norwood spent five years at the U.S. Naval Academy (1995-99) as defensive backs coach and one season as the secondary coach at Texas Tech (2000) before moving to Penn State in 2001.

At Navy, Norwood tutored Sean Andrews, who earned second-team All-America honors in 1995, as well as

Robert Green, an All-Independents team selection. In Norwood's second season in Annapolis, Navy fashioned its best record since 1978 at 9-3 and registered a 42-38 victory over California in the 1996 Aloha Bowl. With Norwood on staff, the Midshipmen posted back-to-back winning seasons (1996 and 1997) for the first time since a five-year run of winning campaigns ended in 1982.

Norwood, who calls Honolulu, Hawai'i and Glenarden, Md., home, graduated from the University of Hawai'i in 1988 with a bachelor's degree in communication. He was a four-year letterman as a cornerback/safety for the Rainbows (1984-87) and received the team's Most Improved Defensive Back award as a senior.

He and his wife, Tiffney, have five children: Gabriel, Jordan, Levi, Brianna and Zaccariah.

Gabriel was a member of George Mason's 2006 men's basketball Final Four team and plays professionally in the Philippines, where he has been a key member of the Philippines' national basketball team. Jordan has played receiver in the NFL since 2009 and plays for the Denver Broncos. Levi completed his career at Baylor in 2014 and is currently a rookie receiver with the Chicago Bears, while Brianna completed her senior year on the George Mason Masonette Dance Team, also in 2014. The youngest, Zaccariah, attends George Washington University.

Alma Mater: Hawai'i '88
Birthdate: August 12, 1965
Hometown: Honolulu, Hawai'i, Glenarden, Md.
Playing Experience: Was a four-year letterman in the defensive secondary at Hawai'i (1983-87).

Bowl Games as a Coach

1990	Aloha Bowl (Hawai'i)
1996	Aloha Bowl (Navy)
2000	Galleryfurniture.com Bowl (Texas Tech)
2002	Capital One Bowl (Penn State)
2005	Orange Bowl (Penn State)
2006	Outback Bowl (Penn State)
2007	Alamo Bowl (Penn State)
2010	Texas Bowl (Baylor)
2011	Alamo Bowl (Baylor)
2012	Holiday Bowl (Baylor)
2013	Fiesta Bowl (Baylor)
2014	Cotton Bowl (Baylor)

Sterlin Gilbert
Co-Offensive
Coordinator,
Quarterback and
Receiver Coach



FIRST YEAR

Sterlin Gilbert was named to The University of Tulsa coaching staff on December 22, 2014. He serves as Tulsa's co-offensive coordinator, while also coaching the receivers and quarterbacks.

Prior to his appointment at Tulsa, Gilbert was the co-offensive coordinator and quarterback coach for one season at Bowling Green State University. In his only

year, the Falcons gained 432.9 yards to rank 42nd nationally for total yards, while gaining 173 yards on the ground and 259 yards passing. He helped coach BGSU to a victory over South Alabama in the 2014 Camellia Bowl.

Before his stint at Bowling Green, Gilbert served as the offensive coordinator at Eastern Illinois for two seasons, where in his second year was named FootballScoop FCS Coordinator of the Year in 2013. The Panthers led the nation in yards (589.5) and points per game (48.2) in 2013. In addition, EIU averaged 372.4 passing yards and 217.1 yards on the ground.

In his first season, Gilbert directed the Panthers up-tempo offense that ranked sixth in the nation in passing, eighth in total offense and 12th in scoring. EIU averaged 470.9 yards per game, 36.5 points and set several school records, including touchdown passes with 34.

Under the guidance of Gilbert, quarterback Jimmy Garoppolo was named the Walter Payton Award winner, the FCS equivalent of the Heisman Trophy – given to the nation's best player Garoppolo threw for 5,050 yards and 53 touchdowns in 2013 and during his two seasons under Gilbert's guidance passed for 8,873 yards and 84 scores. Garoppolo was a second round draft choice by the New England Patriots in the 2014 NFL Draft.

Gilbert enjoyed a successful career as a high school coach in Texas before moving to Eastern Illinois. Prior to his EIU stint, Gilbert was the offensive coordinator and quarterback coach at Temple High School, where the team advanced to the Texas Class 5A playoffs.

Prior to joining the coaching staff at Temple High School, Gilbert was the head coach at San Angelo Lake View High School for three seasons (2008-10). Gilbert rebuilt a program that had won only three games in three years prior to his arrival to a team that won the 2008 Bi-District Championship and the school's first playoff game in 12 years. He was named the West Texas High School Coach of the Year in 2008.

Gilbert developed a name for himself as a prolific offensive coach at Abilene Cooper High School during the 2006 and 2007 seasons when he served as the offensive coordinator and quarterback coach. In 2006, Cooper was the state's top passing offense in Class 3-5A with 3,172 yards, while in 2007 the team to the state playoffs.

Gilbert's first collegiate coaching experience was as a graduate assistant at the University of Houston in 2005 when the Cougars earned a trip to the Fort Worth Bowl. Gilbert assisted with coaching the quarterbacks and running backs. His first job was on the prep level as the quarterback and running back coach at Springtown (Texas) High School from 2003-04.

A Texas native, Gilbert was a two-time All-Lone Star Conference quarterback at Angelo State in 2000 and 2001, while serving as team captain both seasons. Gilbert earned his bachelor's degree in kinesiology with a minor in history from Angelo State in 2002.



Alma Mater: Angelo State '02

Birthdate: August 11, 1978

Hometown: San Angelo, Texas

Playing Experience: Played four years (1999-2002) at Angelo State and was a two-year starter and all-conference quarterback his final two seasons.

Bowl Games as a Coach

2005 Fort Worth Bowl (Houston)

2014 Camellia Bowl (Bowling Green)

Matt Mattox

Co-Offensive Coordinator and Offensive Line Coach

FIRST YEAR



Matt Mattox was appointed to the position of co-offensive coordinator and offensive line coach at The University of Tulsa on December 22, 2014.

Mattox spent the 2014 season at Bowling Green State University as co-offensive coordinator and offensive line coach. In that one year, Mattox helped lead BGSU to a win in the 2014 Camellia Bowl over South Alabama. The Falcons gained 432.9 yards to rank 42nd nationally for total yards in 2014, while gaining 173 yards on the ground and 259 yards passing.

Before his move to Bowling Green, Mattox coached the offensive line at Eastern Illinois University in 2013. In that year, the EIU offense amassed over 8,000 yards, including 5,000-plus passing yards and more than 3,000 yards on the ground.

Previously, Mattox spent six years as an offensive line/tight ends coach in the junior college ranks. He served as the offensive coordinator during the 2012 season at Coffeyville Community College in Kansas. In his one season at CCC, Mattox's offensive unit averaged 370 yards per game and 28.8 points per game contest finishing the year at 6-4. Five of Coffeyville's offensive players earned all-conference honors.

Prior to his one season at Coffeyville, Mattox was the offensive line/tight ends coach at Butler (Kansas) Community College. During five seasons with the school, he helped coach the program to four conference and NJCAA Region VI Championships. In 2007 and 2008, Mattox was part of a staff that coached Butler to the NJCAA National Championship, while in 2010 Butler CC also advanced to the championship game. In his tenure, Mattox coached 31 all-conference offensive linemen and six junior college All-Americans.

Mattox began his coaching career at the University of Houston under Art Briles, first working with the football program as an assistant strength coach in 2005 and then as a graduate assistant in 2006, assisting with coaching the offensive tackles. Houston posted a 10-4 record in 2006, won the Conference USA Championship game and made an appearance in the AutoZone Liberty Bowl.

A native of Holton, Kan., Mattox was a second-team junior college All-American as he played tight end at Butler Community College. He played his final two collegiate seasons (2002-03) at Houston under Art Briles, moving from tight end to offensive tackle prior to his senior season. As a senior, Mattox earned second-team All-Conference USA honors at offensive tackle as the Cougars posted a 7-6 record and played in the Hawai'i Bowl.

Mattox earned his bachelor's degree in sports administration with a minor in health from Houston in 2005. He and his wife, Stacey, have two children: Kirby and Macey.

Alma Mater: Houston '05

Birthdate: February 9, 1982

Hometown: Holton, Kansas

Playing Experience: Was a two-year letterman at Houston (2002-03), playing tight end as a junior and offensive tackle his senior season.

Bowl Games as a Player

2003 Hawai'i Bowl

Bowl Games as a Coach

2006 AutoZone Liberty Bowl (Houston)

2014 Camellia Bowl (Bowling Green)

Bill Young

Co-Defensive Coordinator and Defensive Line Coach

FIRST YEAR



Bill Young is in his second stint as an assistant coach at The University of Tulsa. He was appointed co-defensive coordinator and defensive line coach on January 8, 2015.

In his first stop at Tulsa, Young was an assistant coach for five seasons (1980-84) under John Cooper. He coached the defensive line all five seasons and served as Tulsa's defensive coordinator from 1983-84. He then made the move with Cooper to Arizona State.

Young's career has spanned more than 45 years at the high school, collegiate, and professional levels. He has served as the defensive coordinator at prominent college football programs like Ohio State (1988-1995), Oklahoma (1996-1997), USC (1998-2000), Miami (2008), and Oklahoma State (2009-2012). Young has coached in 20 bowl games throughout his collegiate career.

In 2014, Young was the head football coach at Yukon High School after spending the 2013 season as the defensive quality control coordinator at Wyoming.

Young, who graduated from Oklahoma State in 1968, returned to OSU as defensive coordinator in 2009 for four seasons (2009-12). The Cowboys compiled a 20-5 record in Big 12 play from 2009-12, the best of all Big

12 teams during that span. OSU won a share of the Big 12 South title in 2010 and won the Big 12 outright in 2011. The Cowboys appeared in and won their first-ever BCS bowl game in 2011 with a victory over Stanford in the Tostitos Fiesta Bowl.

With Young coordinating, the Oklahoma State defense was the nation's most opportunistic from 2010-11, as the Cowboys forced an NCAA-best 78 turnovers over those two seasons. OSU led the nation with 44 turnovers forced in 2011 and was fifth with 34 in 2010. Oklahoma State also led the nation in turnover margin and fumbles recovered and ranked second in the nation in passes intercepted in 2011. OSU led the Big 12 in scoring defense for conference games and was 12th nationally in red zone defense.

Young served the 2008 season as defensive coordinator at Miami (Fla.). Prior to his one year at Miami, Young was part of the major turnaround at Kansas, where he was the defensive coordinator for six seasons (2002-07).

His 2007 Jayhawks finished the year ranked No. 4 nationally in scoring defense and 12th in total defense as KU won the Orange Bowl. It was the highest national ranking for a KU defense in 39 years.

Young spent three years coaching the defensive line at Arizona State (1985-87) before three straight stints as a defensive coordinator - Ohio State (1988-95), Oklahoma (1996-97) and USC (1998-2000). While at USC, Young's defenders led the Pac-10 in total defense and were second nationally in takeaways. Young also coached the defensive line for the Detroit Lions in 2001.

Young coached six years in the Oklahoma High School ranks, coaching at Carl Albert one year and five seasons at Putnam City West, before returning to his alma mater, Oklahoma State. Young coached the offensive and defensive lines from 1976 through 1978 at OSU. He spent the 1979 season at Iowa State as defensive tackles coach before moving to Tulsa in 1980.

As a player, Young was an outside linebacker and defensive end at Oklahoma State. He was a three-year starter and an academic All-Big Eight honoree. He received OSU's outstanding football award in 1967, when he was also named honorable mention all-conference.

Born in Hereford, Texas, Young attended Grant High School in Oklahoma City. He earned a bachelor's degree in education at Oklahoma State in 1968 and a master's degree in education at Central Oklahoma in 1971.

His wife, Lawana, is also a native Oklahoman.

Alma Mater: Oklahoma State '68

Birthdate: August 17, 1946

Hometown: Oklahoma City, Okla.

Playing Experience: Was a three-year starter at Oklahoma State as an outside linebacker/defensive end (1965-67).

INTRO

PLAYERS

STAFF

REVIEW

AMERICAN ATHLETIC CONFERENCE

OPPONENTS

HISTORY

RECORDS

Bowl Games as a Coach

1976	Tangerine Bowl (Oklahoma State)
1985	Holiday Bowl (Arizona State)
1986	Rose Bowl (Arizona State)
1987	Freedom Bowl (Arizona State)
1989	Hall of Fame Bowl (Ohio State)
1990	Liberty Bowl (Ohio State)
1991	Hall of Fame Bowl (Ohio State)
1992	Citrus Bowl (Ohio State)
1993	Holiday Bowl (Ohio State)
1994	Citrus Bowl (Ohio State)
1995	Citrus Bowl (Ohio State)
1998	Sun Bowl (USC)
2003	Tangerine Bowl (Kansas)
2005	Fort Worth Bowl (Kansas)
2007	Orange Bowl (Kansas)
2008	Emerald Bowl (Miami)
2009	Cotton Bowl (Oklahoma State)
2010	Alamo Bowl (Oklahoma State)
2011	Tostitos Fiesta Bowl (Oklahoma State)
2012	Heart of Texas Bowl (Oklahoma State)

Jermial Ashley

Defensive Line Coach

FIRST YEAR



Defensive Line Coach Jermial Ashley was named to the Golden Hurricane coaching staff on January 12, 2015.

Ashley spent the previous two seasons (2013-14) coaching the defensive line at Trinity Valley Community College in Texas. In his first season, the Cardinal defense led the Southwest Junior College Football Conference (SWJFCF) for total defense, rushing defense, scoring defense and quarterback sacks. TVCC posted a 10-2 record in 2013, while winning the SWJFCF title, regional championship and the Heart of Texas Bowl with a 72-23 win over Mesa (Ariz.) College. TVCC repeated as the conference, regional and Heart of Texas Bowl Champions in 2014, while compiling an overall 12-0 record.

In 2013, Ashley coached the Conference Defensive Player of the Year and NJCAA First-Team All-American Jhaustin Thomas. Thomas and fellow defensive lineman Duval Jackson finished fourth and sixth, respectively, in the nation for sacks. In 2014, two of his defensive linemen, Manasseh Miles and DeVonte' Fields, were one-two on the team for sacks and tackles for lost yardage.

Before his stint at TVCC, Ashley spent three seasons working with the defensive line at Oklahoma State University under the tutelage of current Tulsa Defensive Coordinator Bill Young. During his time at OSU, Ashley helped coached three defensive linemen that earned all-Big 12 honors, including Ugo Chinasa, Jaimie Blatnik and Big 12 Newcomer of the Year Calvin Barnett.

He coached in three bowl games with Oklahoma State — the 2010 Alamo Bowl, 2011 Fiesta Bowl and 2012 Heart of Texas Bowl.

A native of Fort Worth, Texas, Ashley attended Keller Fossil Ridge High School, then played two seasons at Tyler Junior College where he was an NJCAA All-America defensive end. He then moved to the University of Kansas to continue his education and playing career. Ashley was a two-year starting defensive end for the Jayhawks, earning all-Big 12 honors both in 2004 and 2005.

Following his playing career, Ashley signed a free agent contract with the Cleveland Browns. He also spent a few years in private business before entering the coaching profession at Oklahoma State in 2010.

Ashley earned his bachelor's degree in economics from Kansas in 2008.

Alma Mater: Kansas '08

Birthdate: January 28, 1983

Hometown: Fort Worth, Texas

Playing Experience: Lettered two years at Kansas (2004-05) and was an all-Big 12 selection both seasons.

Bowl Games as a Player

2005	Fort Worth Bowl (Kansas)
------	--------------------------

Bowl Games as a Coach

2010	Alamo Bowl (Oklahoma State)
2011	Fiesta Bowl (Oklahoma State)
2012	Heart of Texas Bowl (Oklahoma State)

Aaron Fletcher

Cornerback Coach

FIRST YEAR



Aaron Fletcher joined The University of Tulsa football coaching staff on January 27, 2015, as the Golden Hurricane cornerback coach.

Prior to appointment at Tulsa, Fletcher spent three years (2012-14) as an assistant coach at Houston Baptist University, where he coached the defensive secondary.

Previously, Fletcher served as an assistant coach at three Dallas-area High Schools, covering 2006 through 2011. He coached at David W. Carter, DeSoto and most recently Lancaster High School. Fletcher primarily coached the secondary and served one season as the defensive coordinator. During his tenure at Lancaster, Fletcher also served as an assistant coach for track and field.

Fletcher began his coaching career as an assistant coach at Lyndon B. Johnson High School in Austin in 2001.

Fletcher attended Ranger Junior College for two years (1995-96), and as a cornerback earned Team Defensive MVP honors and all-conference accolades. He then moved to Texas A&M-Commerce and started at cornerback. In 1999, Fletcher was rated as one of the top-20 defensive secondary draft-eligible prospects. He participated in the NFL Pre-Draft Camp.

He received his degree in health education from Texas A&M-Commerce in 2003.

Fletcher played in the National Indoor Football League for the Austin Knights in 2001 and the Arena Football League for the Laredo Law Football Club in 2004.

An active member of his community, Fletcher founded "3 and Out Productions", to enhance community and student relationships through sports camps and clinics in East Austin. In his career, Fletcher has also been involved with Boys and Girls Club, served as youth minister at Disciples of Faith in Commerce and was an active member of The Potter's House, a men's ministry in Dallas.

A native of Austin, Texas, Fletcher and his wife, Tanzania, have two daughters: Anaiya and Taylor, and one son, Aaron Jr.

Alma Mater: Texas A&M-Commerce '03

Birthdate: July 13, 1977

Hometown: Austin, Texas

Playing Experience: Two-year starter as a cornerback in college.

Joseph Gillespie

Linebacker Coach

FIRST YEAR



Joseph Gillespie was named to The University of Tulsa football coaching staff on January 23, 2015. He coaches the Golden Hurricane linebackers.

Before coming to Tulsa, Gillespie spent seven years (2008-14) as the athletic director and head football coach at Stephenville (Texas) High School. His teams compiled a .758 winning percentage with an overall 72-23 record, while winning the district championship three times, sharing the district crown once, advancing to the state playoffs six times and winning one state championship.

Gillespie led his 2012 team to a 13-1 overall record and the Class 3A state title, while a year later his team compiled a 12-2 record and advanced to the state Class 4A semifinals. Gillespie's 2014 team finished the season with a 9-4 record and advanced to the state quarterfinals.

In his first season, Gillespie led Stephenville to a 10-4 record and a quarterfinal appearance in the 2008 Class 4A state playoffs. His 2009 team recorded a 9-3 mark and was undefeated in District 7-4A, while in



2010 posted an 8-6 record and advanced to the Class 4A state quarterfinals. The 2011 team registered an overall 11-3 mark and again advanced to the Class 4A state quarterfinals.

Gillespie earned District Coach of the Year honors four times (2009, 2011, 2012 and 2013) and was the Big Country Coach of the Year for three seasons (2008, 2011 and 2012).


Before becoming the Stephenville head coach in February 2008, Gillespie served 13 years as an assistant coach at the school. He coached under Art Briles, now the head coach at Baylor University, for five years, Texas High School Hall of Honor inductee Mike Copeland for three seasons, and Chad Morris, the current SMU head coach, for five years.

As an assistant coach, Gillespie helped lead Stephenville to two additional state titles, coming in 1998 and 1999. Gillespie coached linebackers and safeties under Morris and was the co-defensive coordinator and secondary coach before that under Copeland.

A Stephenville native, Gillespie earned his bachelor's degree in kinesiology from Angelo State University in 1994.

Gillespie and his wife, Jodi, have three children: sons, Josh and Jake, and daughter, Chelsea.

Alma Mater: Angelo State '94
Birthdate: May 3, 1971
Hometown: Stephenville, Texas
Playing Experience: Was a four-year letterwinner as a linebacker at Angelo State (1990-93).



Justin Hill
 Running Back Coach
 FIRST YEAR

Justin Hill joined The University of Tulsa football coaching staff on January 9, 2014 as running back coach. Hill came to Tulsa from Baylor University, where he spent three seasons as the associate director of athletic performance for the football team.

Before his stint at Baylor, Hill spent one season at Iowa State as a graduate assistant coach.

A 2011 graduate of Rice University, Hill began his collegiate career as a running back in 2007 and due to injuries at linebacker was asked to move to that position as a sophomore. As a running back, Hill started seven games and was Rice's leading rusher with 321 yards and three TDs as a true freshman. In three seasons on defense, Hill collected 97 tackles, six pass break-ups and three forced fumbles.

Hill was elected a Rice co-captain for his senior season (2010) and finished that season as the Jess Nealy Award winner, an honor given to the Owls' top linebacker.


A native of Denton, Texas, Hill earned his bachelor's degree in 2011 from Rice in sociology. He also received his master's degree in Educational Leadership and Policy Studies in 2015 from Iowa State.

He and his fiancée, Dana, will be married in May 2016.

Alma Mater: Rice '11
Birthdate: September 9, 1988
Hometown: Denton, Texas
Playing Experience: Was a four-year letterman at Rice (2007-10) and was team co-captain his senior season.

Bowl Games as a Player
 2008 Texas Bowl (Rice)

Bowl Games as a Coach
 2011 Pinstripe Bowl (Iowa State)
 2012 Holiday Bowl (Baylor)
 2013 Fiesta Bowl (Baylor)
 2014 Cotton Bowl (Baylor)



Calvin Lowry
 Receiver & Special Teams Coach
 FIRST YEAR

Calvin Lowry, a three-year NFL veteran, joined The University of Tulsa football coaching staff on January 2, 2015. Lowry coaches the Golden Hurricane receivers and also coaches the special teams.

Before coming to Tulsa, Lowry spent three seasons at Baylor University, including two years as an assistant director of operations and one as a graduate assistant coach, spending time working with Baylor's offense and special teams.

Previously, Lowry spent one season at St. Andrew's Episcopal High School in Austin, Texas, where he coached wide receivers, secondary and special teams in 2011.

A former All-Big Ten safety, Lowry spent three full seasons in the NFL, where he played special teams and safety for the Tennessee Titans (2006 and 2007), Denver Broncos (2008) and Jacksonville Jaguars (2008). He also spent the 2009 training camp with the Detroit Lions. Lowry was a fourth-round draft pick of the Titans in 2006. He played in 43 games and totaled 86 tackles, 13 pass deflections and started 14 games in his NFL career. Lowry's best season statistically came in the 2007 season when he collected 57 tackles, including 42 solos, and had two interceptions for Tennessee.

A four-year letterman and starter at Penn State, Lowry was a first-team All-Big Ten safety in 2005 as a senior after collecting 79 tackles and four interceptions. He totaled nine career interceptions and was PSU's leading punt returner for three seasons. In 2002, Lowry became the first true freshman to start for legendary Head Coach Joe Paterno.


Lowry was a four-year standout at Douglas Byrd High School in Fayetteville, N.C., as a wide receiver and defensive back. A native of Fort Hood, Texas, Lowry called Fayetteville home from age 3 through college.

Lowry received his bachelor's degree in Crime, Law and Justice from Penn State University in 2007.

Alma Mater: Penn State '07
Birthdate: February 13, 1983
Hometown: Fort Hood, Texas
Playing Experience: Was a four-year letterman and starter at Penn State (2002-05) and earned first-team all-Big Ten honors as a senior.

Bowl Games as a Player
 2002 Capital One Bowl (Penn State)
 2005 Orange Bowl (Penn State)

Bowl Games as a Coach
 2012 Holiday Bowl (Baylor)
 2013 Fiesta Bowl (Baylor)
 2014 Cotton Bowl (Baylor)



Mike Bloesch
 Offensive Quality Control
 FIRST YEAR

Mike Bloesch came to The University of Tulsa in January 2015 as the Offensive Quality Control Coach.

Before coming to Tulsa, Bloesch spent the 2014 season as Football Analyst at his alma mater, the University of Houston. In his role, Bloesch was responsible for providing analytical support for the offensive coaching staff including video breakdown, self and opponent scouting, game day support and analysis of the football program.

Before that, Bloesch spent three seasons (2011-13) as the offensive coordinator at Temple (Texas) High School. In his three seasons with the Wildcats, Bloesch helped the program to a record of 19-13, capturing the District 8-5A championship in 2013, while averaging 44 points and 512 offensive yards per game. He also served as the school's Powerlifting head coach, Middle School Coordinator and Recruiting Coordinator.

Bloesch began his coaching career as the offensive line coach at Abilene (Texas) Cooper High School in 2009. In two years, Cooper captured the District 4-4A

INTRO

PLAYERS

STAFF

REVIEW

AMERICAN ATHLETIC CONFERENCE

OPPONENTS

HISTORY

RECORDS

championship in 2009 and District 3-5A championship in 2010. Cooper had a combined record of 20-6 in Bloesch's two seasons, while setting school records for most points in a season (528) and most offensive yards in a season (6,040) in 2010.

At Houston, Bloesch started 37 consecutive games at offensive guard from 2006-08, while helping lead the Cougars to their first bowl victory in 28 years. He earned Conference USA honorable mention all-conference honors in 2007 and 2008.

Bloesch received his bachelor's degree in Kinesiology-Sports Administration from Houston and a master's degree in Education Administration from Lamar University in 2013.

He and his wife, Lexi, have one son: Beau.



Luke Olson
Defensive Quality Control Coach

FOURTH YEAR

Luke Olson was named Defensive Quality Control Coach for the Golden Hurricane football program on February 27, 2015.

Before being named to his current position, Olson served as a Tulsa graduate assistant coach for two seasons (2013-14), helping with coaching the defensive backs. Before that, Olson was a quality control coach for the Hurricane in 2012, where he assisted with coaching the defensive line.

During his coaching tenure at Tulsa, Olson has been involved in every aspect of helping prepare the Tulsa defense from directing the offensive scout team, film break down, defensive signal-calling, conducting position meetings for safeties when called upon and directing position drills, among other responsibilities.

When Olson helped coach the Tulsa defensive line in 2012, the Hurricane defense ranked among the nation's leaders for quarterback sacks, while defensive linemen totaled 32 of 53 team sacks for -205 yards. The Hurricane won the 2012 Conference USA Championship and AutoZone Liberty Bowl.

Before coming to Tulsa, Olson was a four-year starter (2008-11) at Southern Nazarene University, where he played free safety and linebacker. Olson was an Academic all-Central States Football League (CSFL) selection each year, while earning all-conference accolades in 2009.

Olson (6-2-89) earned his bachelor's degree in kinesiology from Southern Nazarene in 2012, while receiving a master's degree in May 2014 from The University of Tulsa in Methods in Educational Research.

Olson played prep football at Tulsa's Union High School.

Kyle Grooms
Director of Football Operations

FIFTH YEAR



Former University of Tulsa football student-athlete and four-year letterman Kyle Grooms is in his fifth year as director of football operations for the Golden Hurricane. He was named to his present position on July 15, 2011.

Before returning to his alma mater, Grooms spent one year working for Caption Colorado, a real time closed captioning business in Greenwood Village, Colorado.

Grooms originally came to The University of Tulsa as a walk-on football athlete in 2003 and after red-shirting that season played in 44 games. He was put on scholarship in his junior season.

In his five years as a student-athlete, Grooms was involved in four Bowl games with the Hurricane. The receiver completed his career with 12 receptions for 111 yards and three touchdowns. As a senior in 2007, Grooms caught six passes for 56 yards with two going for TDs.

A native of Englewood, Colorado, Grooms received his bachelor's degree from TU in marketing in 2008. He also earned a master's degree in business in 2010, while working as a graduate assistant in the Tulsa athletics office for two years.

He and his wife, Jess, are expecting their first child in September.

Clint Rountree
Director of Recruiting and High School Relations

EIGHTH YEAR



Clint Rountree, a 2006 graduate of The University of Tulsa, is in his fifth season as the director of recruiting and high school relations for the Golden Hurricane. He was appointed to his present position on January 21, 2011.

He is in his eighth year at his alma mater. In 2010, Rountree was a defensive graduate assistant coach as he assisted with coaching the Tulsa linebackers.

Following his playing career, Rountree spent the 2005 Conference USA Championship season as a student assistant with the Hurricane and was a graduate assis-

tant coach in the 2006 campaign, as he assisted with coaching the defensive secondary both years.

Rountree has been involved in seven Bowl games, including one as a player and six as a staff member. He played in the Humanitarian Bowl following the 2003 season, while he was on the Tulsa staff for the 2005 Liberty Bowl, 2006 Armed Forces Bowl, 2010 Sheraton Hawai'i Bowl, 2011 Bell Helicopter Armed Forces Bowl and the 2012 AutoZone Liberty Bowl. He also coached in the 2007 Division II Rotary Bowl with Colorado Mines.

In the 2007 season, Rountree served as the wide receivers coach at Colorado School of the Mines, helping that school post a 7-5 record and finish No. 1 for pass offense in the Rocky Mountain Athletic Conference.

Rountree then moved to Delta State (Miss.) University, where he spent two seasons (2008-09) as the defensive secondary coach. In 2008, Delta State won the conference championship, posted a 10-2 record and finished the season ranked No. 6 nationally in NCAA Division II. The Delta State defense ranked No. 1 in the Gulf South Conference during the 2008 campaign, while in 2009 ranked No. 2 in pass defense efficiency.

Rountree was a four-year letterwinner for Tulsa from 2001-04. He began his collegiate career as a receiver and moved to the defensive secondary as a sophomore. Rountree played in 48 career games, while starting 27 contests for the Hurricane.

He earned his bachelor's degree in exercise sports science in 2006.

His wife's name is Torre.



Dan Bitson
Director of Player Personnel and Development

FOURTH YEAR

Former Tulsa All-American Dan Bitson moved into the position of director of player personnel and development for the Golden Hurricane football team in January 2015, following three years as an assistant coach.

Bitson was appointed to the Tulsa coaching staff on January 20, 2012 and spent his first two seasons as running backs coach before coaching receivers in 2014.

Before returning to TU, Bitson spent three years as the head football coach at Tulsa's McLain High School. He led his 2011 team to a 6-4 record and an appearance in the Class 4A playoffs, while posting an 11-18 record in his three seasons. More impressive was the fact that 18 of the 21 seniors that Bitson coached went on to attend college, including 10 who played football on the collegiate level.

Bitson held collegiate coaching positions at Auburn (2006-08) as offensive quality control coach, at Ken-



tucky as an offensive volunteer (2005), and before that spent three seasons (2002-04) at Lincoln (Mo.) University as the offensive coordinator.

He first coached at his alma mater in 2001 and 2002, as he coached the Hurricane receivers.

Previously, Bitson spent six years (1994-99) as the receivers coach at Northwestern (La.) State. In the summer of 1995, Bitson worked an internship with the Oakland Raiders as he helped with the defensive line and running backs. Prior to that, Bitson coached the running backs, linebackers and special teams at Trinity Valley Junior College in 1993.

Bitson was a two-time second-team All-America selection at Tulsa. Prior to the 1989 Independence Bowl, he incurred injuries from a near-fatal automobile accident on Dec. 4. Thought that he would never play football again, Bitson underwent a long rehabilitation and returned to the football field for the 1991 season.

Bitson ended his playing career as the school's second-leading receiver with 3,330 yards and 29 touchdown receptions. He earned second-team Associated Press All-America honors in 1988 and 1989. Bitson was inducted into The University of Tulsa's Athletic Hall of Fame as a member of the Class of 2007.

A native Tulsan, Bitson played his prep football at Booker T. Washington High School. He earned his bachelor's degree in physical education, health and recreation from TU in 1991, and received his master's degree in educational technology from Northwestern State in 2001.

Bitson and his wife, Dr. Estella Bitson, have one son: Taylor.



D.J. Welte Director of Football Video Services

FIFTH YEAR

D.J. Welte came to The University of Tulsa in February 2011 as the school's Director of Football Video Operations.

Previously, Welte served four seasons (2007-10) as video and technology coordinator for the Ball State football program. In the 2008-09 academic year, he was selected as the Mid American Conference Video Coordinator of the Year.

Before that, Welte served as the video coordinator at Louisiana Tech for one year (2006) and also spent one season at Arkansas State (2005).

Welte oversees all video needs for the Tulsa Football program. Welte and his student staff shoot and edit all practices and games and make them available for the coaches' and student athletes to review on the XOS Thunder HD in house editing system. He also

coordinates all video exchanges for the Hurricane future opponents and produces weekly motivational highlight videos for team meetings.

In the summer of 2011, Welte oversaw a complete renovation for the Tulsa Football Video Department. The department went from a Standard Definition workflow to a High Definition workflow. Tulsa was one of the first 42 schools in the country to start shooting, editing, and reviewing game video and practice video in High Definition. In 2013, Welte implemented a green paperless working environment for the Tulsa Football program. Coach's, student-athletes and support staff were all issued tablets to replace their paper playbook binders. Tulsa Football program is also able to review game, opponent scout, and practice video via XOS's ThunderCloud App on their tablets as well.

Welte has been involved in five bowl games as a video coordinator, including the 2012 AutoZone Liberty Bowl (Tulsa), the 2011 Bell Helicopter Armed Forces Bowl (Tulsa), the 2008 GMAC Bowl and 2008 International Bowl (both at Ball State) and the 2005 New Orleans Bowl (Arkansas State).

He earned his bachelor's degree in radio and television production at Arkansas State University in 2005. Welte and his wife, Elaine, have three daughters: Gretchen, Megan and Adalyn.

Dave Polanski Assistant Athletics Director for Student- Athlete Performance and Director of Sports Medicine

SEVENTEENTH YEAR



Dave Polanski came to The University of Tulsa as director of sports medicine in 1999 and currently serves as the school's assistant athletics director for student-athlete health and performance.

Polanski is responsible for the Student-Athlete Performance Center at Tulsa, including overseeing the sports medicine and strength & conditioning departments. He organizes the medical coverage of 18 intercollegiate sports and serves as the head athletic trainer for football.

Before coming to Tulsa, Polanski spent five years at UCLA where he began as an assistant trainer for the football program, and spent one year handling all medical aspects for the men's basketball team. Previously, he served one year (1993-94) as the athletic trainer for basketball, women's lacrosse and men's soccer at William & Mary College.

Prior to that, he was the head athletic trainer at St. Andrew's Presbyterian College of the NAIA where he spent the 1992-93 season.

Polanski received his bachelor's degree in athletic training from Purdue in 1990, and his master's degree in athletic training for Arizona in 1992.

He and his wife, Krista, have two daughters: Aileen and Naomi.



Adam Davis Assistant Athletic Director for Athletic Performance

FOURTH YEAR

Adam Davis is in his fourth year at The University of Tulsa and his first as assistant athletic director for athletic performance. He spent his first three years at Tulsa as the director of strength & conditioning.

Davis works directly with the Golden Hurricane football program and oversees all aspects of Tulsa's athletic performance program for all student-athletes.

Before coming to Tulsa, Davis spent five years as a member of the Baylor University Athletic Performance staff under the leadership of Kaz Kazadi, a 1997 graduate and three-year starting linebacker at The University of Tulsa. During the his final four years at Baylor, Davis served as the Bears' associate director of athletic performance and before that was assistant strength & conditioning coach for one year.

As associate director, Davis assisted with the football team, directed the training of volleyball, served as the Director of the Iron Bear Club, and oversaw Football's Sports Nutrition Department.

Before joining the Baylor staff, Davis spent one year as the director of strength & conditioning at Loras College, where he directed the strength & conditioning program for over 300 NCAA Division III student-athletes.

Prior to that, Davis spent six months as an assistant strength & conditioning coach for the football program at Iowa State. Before that, he served as a graduate assistant strength & conditioning coach at Illinois State. During that time, he worked with the sports of swimming, women's diving, gymnastics, men's & women's tennis and women's soccer.

Davis is a member of the National Strength & Conditioning Association (NSCA), USA Weightlifting (USAW) and the Collegiate Strength & Conditioning Coaches Association (CSCCA).

Davis earned his bachelor's degree in physical education and exercise science in May 2004 from Luther College, where he was a four-year letterman on the football team. He received a master's degree from Illinois State in exercise physiology in May 2006.

He and his wife, Alissa, have two children: Maryn and Bennett.

INTRO

PLAYERS

STAFF

REVIEW

AMERICAN ATHLETIC
CONFERENCE

OPPONENTS

HISTORY

RECORDS

Football Support Staff



Micki Heatly
Administrative
Assistant to the
Head Coach



Alyssa Weischedel
Administrative
Assistant – Recruiting




Ravi Savitala
Assistant Director of
Football Operations &
Recruiting



Russ Hoffman
Head Equipment
Manager



Annie Hogan
Director of Sports
Nutrition



Tom Ososkie
Director of Scouting



Grant Lester
Offensive Graduate
Assistant




Paul Cherry
Defensive Graduate
Assistant



Cody Morrison
Offensive Graduate
Assistant



Nick Graham
Defensive Analyst



JEREMY SMITH



Dr. Steadman Upham

President



Steadman Upham currently serves as the 19th president of The University of Tulsa, a position he has held since 2004. Prior to coming to TU, he served as president and chief executive officer of Claremont Graduate University, a doctoral research university and a member of the Oxford-style consortium known as The Claremont Colleges in Claremont, California.

Upham received his Ph.D. degree in anthropology in 1980 from Arizona State University. In 1981, he joined New Mexico State University where he held the positions of chief archaeologist and assistant professor of archaeology. He achieved the rank of tenured professor of archaeology in 1989. Before leaving New Mexico State in 1990, he also served as the faculty affiliate, Center for Social Research (1985–1990); curator of Archaeology, University Museum (1984–1990); and associate dean of the Graduate School (1987–1990).

From 1990 to 1998, Upham worked at the University of Oregon as vice provost for research and dean of the Graduate School and professor of anthropology. At Oregon, Upham was responsible for management of the university's 21 research centers and institutes as well as The River Front Research Park. He also served as the university's chief administrator for graduate education.

Upham is a widely published archaeologist, having written or edited 10 books and more than 75 book chapters and journal articles. He has lectured extensively in the United States and Canada.

Throughout his career, Upham has been singled out for his achievements as an educator and administrator. In 2001, he received the Academy Gold Medal of Honor by the Academy of Transdisciplinary Learning and Advance Studies. He was named to the Graduate College Hall of Fame by Arizona State University and named an ASU Distinguished Alumnus in 1998. The University of Oregon presented Upham its Martin Luther King, Jr. Award and Director's Award for Service and Achievement, both in 1998. Early in his academic career, Upham's teaching skills were recognized by New Mexico State University, which presented him the Donald C. Roush Award for Excellence in Teaching in 1987, and a year later named him a Master Teacher.

Upham's extensive professional service and accomplishments include commissioner of the Western Association of Schools and Colleges; chairman of the Board of Directors of the Council of Graduate Schools; president, National Physical Science Consortium; director of The American Mutual Funds; director of the St. Francis Health System; director of the Tulsa Chamber of Commerce; director of the American Council on Education; director of the National Collegiate Athletic Association; director of the College Football Playoffs; and director and chair of the Tulsa Community Foundation.

In May 2015, Upham was elected as the American Athletic Conference's vice-chairman of the Board of

Directors for a two-year term, through the 2016-17 academic year.

During the past decade, TU has achieved a remarkable transformation. The University is ranked No. 86 among all U.S. Doctoral universities by U.S. News and World Report (2015), and the College of Law and the Graduate Business Programs are ranked among the top 100, respectively. During the past decade, TU has added more than 1 million square feet of space, including student apartments and activity centers, academic and administrative buildings and athletic facilities. The university's seven-year Embrace the Future campaign raised more than \$698 million. Thanks to the campaign, TU created: \$119 million in scholarship endowments, 1,182 new awards, \$87 million in faculty endowments and 47 new endowed positions.



INTRO

PLAYERS

STAFF

REVIEW

AMERICAN ATHLETIC CONFERENCE

OPPONENTS

HISTORY

RECORDS

Dr. Derrick Gragg

Vice President and Director of Athletics



Dr. Derrick Gragg is in his third year as The University of Tulsa's Vice President and Director of Athletics. He was appointed to the position on March 20, 2013, and began his tenure with the Golden Hurricane 39 days later.

In his tenure, Gragg has overseen Tulsa's transition into the American Athletic Conference and in 2014-15 he administered the development and implementation of the athletic department's Strategic Plan. Gragg announced the hiring of Missouri Head Basketball Coach Frank Haith as Tulsa's new head coach in April 2014, appointed former Women's British Open Champion Emilee Klein-Gille as the school's women's golf coach and, in December 2014, chose Baylor offensive coordinator Philip Montgomery, one of the nation's brightest offensive minds, to coach the Golden Hurricane football team.

Under Gragg's leadership, Tulsa teams have won a total of 11 league championships in two years. In 2013-14, Tulsa won seven Conference USA Championships and eight teams participated in NCAA post-season competition. More than 200 student-athletes were named to the Commissioners Honor Roll and a league-best 63 recipients earned the C-USA Academic Medalist honor, awarded to student-athletes with a cumulative 3.75 GPA or better, during Gragg's first year at Tulsa. During the 2014-15 academic year, Tulsa teams won four league titles in the school's first year of membership in the American Athletic Conference and 10 teams advanced to post-season competition.

Since his arrival on campus, 11 student-athletes have earned All-America accolades and five have been selected as Capital One Academic All-Americans.

Before coming to Tulsa, Gragg spent seven years as the Director of Athletics at Eastern Michigan University, where he was responsible for an intercollegiate athletic program with 21 teams, 550 student-athletes and 80 staff members. Gragg's experience covers 20 years in progressively advanced roles at the universities of Arkansas, Michigan, Missouri and Vanderbilt.

"We are extremely pleased to announce that Dr. Derrick Gragg will be joining TU as our new director of athletics. Our search committee was presented with an impressive field of applicants for this position, and Derrick stood out as an exceptional candidate," said TU President Steadman Upham when announcing Gragg's appointment. "Derrick's history of integrity and excellence is well-suited to keep our university

and its athletic program moving forward. He will be an enthusiastic and dedicated leader for Golden Hurricane student-athletes and their coaches."

"My family and I are tremendously excited to be part of The University of Tulsa. This is a wonderful opportunity to lead a program of this caliber," Gragg said at the introductory news conference. "The university's combination of academic and athletic success dovetails perfectly with my own personal and professional core values. We are eager to become an integral part of the Tulsa community and the TU family."

Under Gragg's leadership, Eastern Michigan enjoyed successful campaigns not only on the field, but also in the classroom. EMU athletic teams accumulated 22 Mid-American Conference (MAC) championships in that time. Meanwhile, Eastern Michigan's student-athlete graduation rate exceeded the general student body graduation rate by 20%. Impressively the EMU student-athletes posted the highest cumulative grade point average in history four consecutive semesters during Gragg's tenure.

Eastern Michigan also saw its athletic fundraising levels reach new heights with four of the top five funding years occurring under Gragg's tenure as athletic director. Additionally, Gragg spearheaded the construction of EMU's \$3.9 million multipurpose indoor athletic practice facility and was nationally recognized for his leadership, earning the Black Coaches & Administrators (BCA) Administrator of the Year Award in 2008-09.

Gragg spent six years at the University of Arkansas before his appointment at Eastern Michigan. He joined Arkansas in 2000 as an associate athletic director and was promoted to senior associate athletic director in 2003 and then to deputy athletic director. In his tenure at Arkansas, Gragg was involved in various areas including: athletic administration, sport program oversight, marketing, sports information, recruitment, budgeting, student-athlete support, compliance, facilities and game management, fundraising and research.

Before that, Gragg spent three years as assistant athletic director for compliance at Michigan beginning his tenure in 1997. Previously, he was the director of compliance and operations at Missouri from 1995-97. During his two years in Columbia, he was the game event manager for 10 Olympic sports programs and chairman of the Big 12 Compliance Coordinators Group during his last year as compliance coordinator at the university.

Gragg began his career in athletic administration at his alma mater, Vanderbilt, where he served from 1993 to 1995 as an academic counselor before adding the title of director of student life in his final year.

During his career, Gragg has published several articles and editorials on intercollegiate athletics as well as a nationwide study on sports-related gambling. He has been a presenter and panelist at events such as the NCAA Future Coaches Academy, Champions for Athletic Directors and Football Coaches, Emerging Administrators Academy Professional Development Conference and the NCAA Annual Convention. Gragg also authorized two Title IX studies while demonstrating continual improvement in Title IX compliance and gender equity issues.

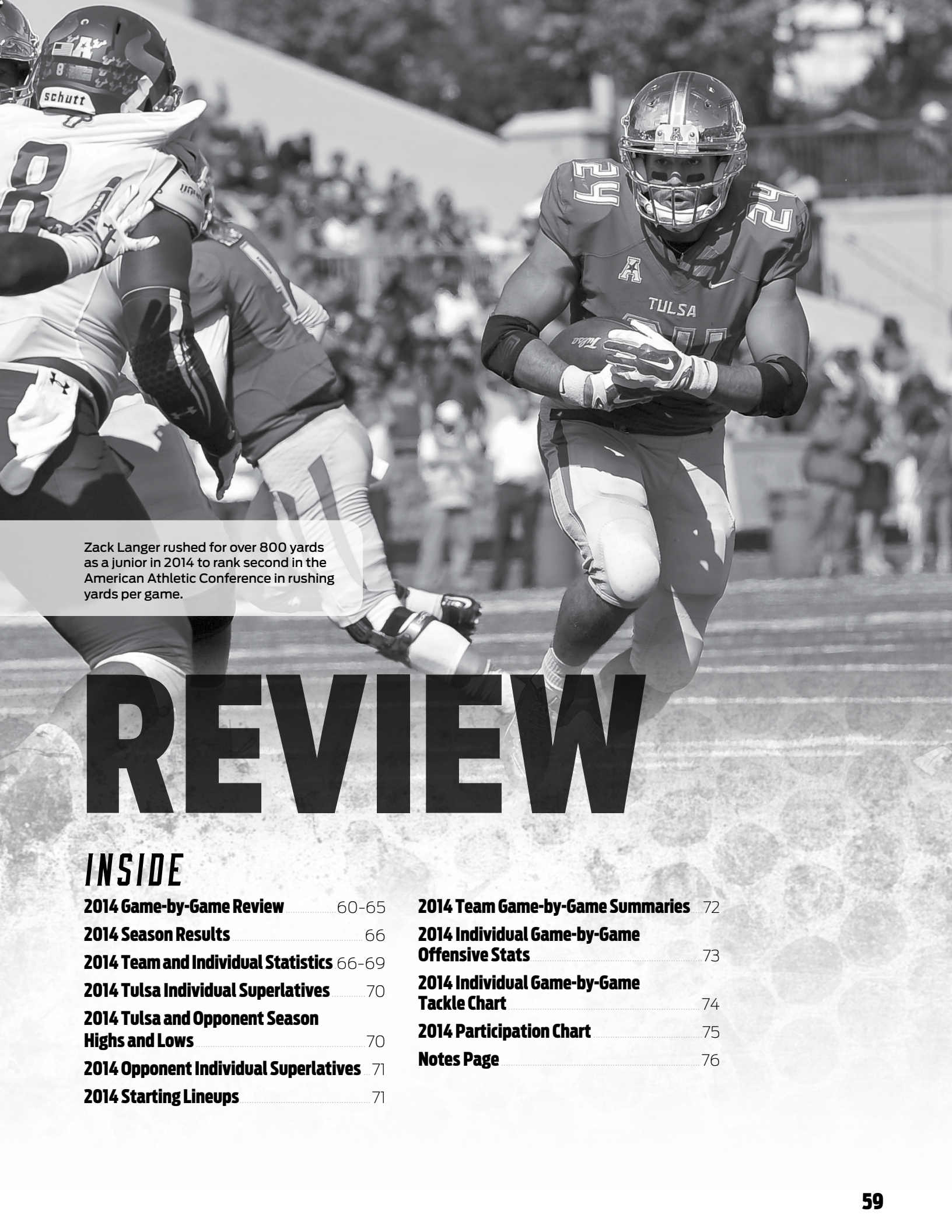
He is a former member of the NCAA's Minority Opportunities & Interests Committee, having served as co-chair of the committee in 2004-05. Gragg also served as a member of the NCAA's Legislative Council and is currently a member of the NACDA Division I-A Athletic Directors Scholarship Ad Hoc Steering Committee. He also serves on the American Athletic Conference's Finance Committee.

A former collegiate wide receiver, Gragg lettered four years at Vanderbilt while earning his bachelor's degree in human development in 1992. He earned his master's degree in sports administration from Wayne State University in 1999. Gragg received his doctorate in higher education administration from the University of Arkansas in May of 2004 and also taught several college courses during his tenure there as an athletic administrator.

A native of Huntsville, Ala., Gragg was inducted into the Huntsville-Madison County (Ala.) Athletic Hall of Fame in 2010. He is a member of the National Association of Collegiate Directors of Athletics (NACDA) and the Black Coaches and Administrators (BCA).

Gragg, 45 (11-19-69), and his wife, Sanya, have four children: daughters DeSha and Saniyah; and sons Avery, a freshman at The University of Tulsa, and Phillip-Raymond.





Zack Langer rushed for over 800 yards as a junior in 2014 to rank second in the American Athletic Conference in rushing yards per game.

REVIEW

INSIDE

2014 Game-by-Game Review	60-65	2014 Team Game-by-Game Summaries	72
2014 Season Results	66	2014 Individual Game-by-Game Offensive Stats	73
2014 Team and Individual Statistics	66-69	2014 Individual Game-by-Game Tackle Chart	74
2014 Tulsa Individual Superlatives	70	2014 Participation Chart	75
2014 Tulsa and Opponent Season Highs and Lows	70	Notes Page	76
2014 Opponent Individual Superlatives	71		
2014 Starting Lineups	71		

GAME 1

Tulsa 38, Tulane 31 (2OT)

August 28, 2014 • H.A. Chapman Stadium
Tulsa, Okla. • Attendance: 19,032

TULSA, Okla. — Tulsa took its first lead of the game in the second overtime as Dane Evans' eight-yard pass to Conner Floyd proved to be the winning score, as the Golden Hurricane held off Tulane 38-31 in double overtime on a Thursday night in front of 19,032 fans at H.A. Chapman Stadium.

Senior safety Demarco Nelson closed out the game when he intercepted Tulane quarterback Tanner Lee on second down of the ensuing Green Wave possession to seal the season-opening victory for the Hurricane.

Tulsa forced the extra sessions when the Hurricane tied the game at 28 with 2:53 remaining in regulation when Evans found Keevan Lucas for a three-yard TD, and then hit Josh Atkinson in the front corner of the end zone for the 2-point conversion. The Hurricane completed the comeback after it had trailed 21-7 in the second quarter, and 21-14 at the half.

In the first OT, the teams traded field goals. In the second overtime, Tulsa ran five plays as the Floyd touchdown put the Hurricane ahead 38-31, before Nelson's defensive heroics ended the game.

Evans threw for a career-high 438 yards and four TDs, while Lucas was on the receiving end of 13 of those passes for 233 yards and three touchdowns for his career-best.



SCORE BY QUARTERS

	1	2	3	4	OT	Fnl
Tulane	7	14	0	7	3	31
Tulsa	0	14	3	11	10	38

INDIVIDUAL LEADERS

Rushing

TU — Tavarreon Dickerson, 16-84
TLN — Sherman Badie, 15-215-1 TD

Passing

TU — Dane Evans, 31-of-53 for 438 yds, 2 INT, 4 TD
TLN — Tanner Lee, 22-of-44 for 262 yds, 1 INT, 3 TD

Receiving

TU — Keevan Lucas, 13-233-3 TD; Keyarris Garrett, 5-87
TLN — Justyn Shackelford, 8-113

	TU	TLN
First Downs	30	22
Total Net Yards	592	519
Offensive Plays	89	74
Yards Per Play	6.7	7.0
Rushes/Net Yards	36-154	30-254
Net Passing Yards	438	262
Passes Comp/Att/Int	31-53-2	22-44-1
Touchdown Passes	4	3
Punts/Average	3-42.7	5-33.0
Penalties/Yards	9-90	9-96
Fumbles/Lost	0-0	1-1
Sacks by	1-11	1-10
3rd Down Conv/Att.	9-19	8-16
4th Down Conv/Att.	1-1	0-0
Possession Time	30:59	29:01

SCORING SUMMARY

Qtr	Time	Team	Pl-Yrd	Score
1	3:43	TLN	Charles Jones 15 pass from Tanner Lee (DiRocco PAT)	0-7
2	9:56	TLN	Donte Butler 1 pass from Tanner Lee (DiRocco PAT)	0-14
2	7:11	Tulsa	Keevan Lucas 43 pass from Dane Evans (Salazar PAT)	7-14
2	6:51	TLN	Sherman Badie 90-yard run (DiRocco PAT)	7-21
2	0:37	Tulsa	Keevan Lucas 84 pass from Dane Evans (Salazar PAT)	14-21
3	8:15	Tulsa	Carl Salazar 42 FG	17-21
4	8:31	Tulsa	Carl Salazar 26 FG	20-21
4	6:50	TLN	Xavier Rush 60 pass from Tanner Lewis (DiRocco PAT)	20-28
4	2:52	Tulsa	Keevan Lucas 3 pass from Dane Evans (Evans to Atkinson)	28-28
OT	0:00	TLN	Andrew DiRocco 30 FG	28-31
OT	0:00	Tulsa	Carl Salazar 26 FG	31-31
2OT	0:00	Tulsa	Conner Floyd 8 pass from Dane Evans (Salazar PAT)	38-31

GAME 2

Oklahoma 52, Tulsa 7

September 6, 2014 • H.A. Chapman Stadium
Tulsa, Okla. • Attendance: 29,357

TULSA, Okla. — The fourth-ranked Oklahoma Sooners claimed a 52-7 victory against the Tulsa Golden Hurricane in front of 29,357 fans at H.A. Chapman Stadium. The Sooners improved to 2-0 on the season, while Tulsa fell to 1-1.



The Sooners out-gained Tulsa for the game, 580-328, but in the second half TU tallied 288 yards to OU's 184 yards. Tulsa came out of halftime and took the second-half kickoff 75 yards in 3:18 for the only Hurricane touchdown of the game, cutting the Sooners lead to 31-7. Quarterback Dane Evans completed 4-of-6 passes for 46 yards on that drive including the final four yards to Keevan Lucas for the touchdown.

Oklahoma responded on its next possession and went 69 yards in six plays as Keith Ford ran the final 23 yards for the score. On Tulsa's next possession, Oklahoma's Geneo Grissom took an interception 38 yards to give the Sooners a 45-7 lead with 8:32 left on the third quarter clock.

In the third period, Tulsa out-gained the Sooners 152-139. Evans tossed for 106 of his 204 total yards in the third quarter, while James Flanders collected 29 of his team-leading 54 rushing yards in the period.

OU went ahead 52-7 at the 14:56 mark of the fourth period after marching 99 yards in 10 plays and capping the drive on a 15-yard Trevor Knight to Sterling Shepard completion.

SCORE BY QUARTERS

	1	2	3	4	Fnl
Oklahoma	21	10	14	7	52
Tulsa	0	0	7	0	7

INDIVIDUAL LEADERS

Rushing

TU — James Flanders, 13-54
OU — Alex Ross, 5-90-1 TD; Keith Ford, 10-87-2 TD

Passing

TU — Dane Evans, 23-of-43 for 204 yds, 2 INT, 1 TD
OU — Trevor Knight, 21-of-34 for 299 yds, 2 TD

Receiving

TU — Keevan Lucas, 10-84-1 TD
OU — Sterling Shepard, 8-177-1 TD

	TU	OU
First Downs	23	26
Total Net Yards	328	580
Offensive Plays	84	69
Yards Per Play	3.9	8.4
Rushes/Net Yards	34-94	31-261
Net Passing Yards	234	319
Passes Comp/Att/Int	27-50-3	24-38-0
Touchdown Passes	1	2
Punts/Average	8-46.4	6-39.3
Penalties/Yards	6-62	5-60
Fumbles/Lost	1-1	1-0
Sacks by	1-11	2-13
3rd Down Conv/Att.	6-19	7-14
4th Down Conv/Att.	2-3	0-0
Possession Time	32:50	27:10

SCORING SUMMARY

Qtr	Time	Team	Pl-Yrd	Score
1	14:03	OU	Keith Ford 7 run (Hunnicut PAT)	0-7
1	6:35	OU	Trevor Knight 31 run (Hunnicut PAT)	0-14
1	1:58	OU	Blake Bell 3 pass from Trevor Knight (Hunnicut PAT)	0-21
2	12:04	OU	Michael Hunnicutt 38 FG	0-24
2	6:13	OU	Alex Ross 82 run (Hunnicut PAT)	0-31
3	11:42	Tulsa	Keevan Lucas 4 pass from Dane Evans (Salazar PAT)	7-31
3	9:32	OU	Keith Ford 23 run (Hunnicut PAT)	7-38
3	8:32	OU	Geneo Grissom 38 INT (Hunnicut PAT)	7-45
4	14:56	OU	Sterling Shepard 15 pass from Trevor Knight (Hunnicut PAT)	7-52



GAME 3

FAU 50, Tulsa 21

September 13, 2014 • FAU Stadium
Boca Raton, Fla. • Attendance: 14,112

BOCA RATON, Fla. — Florida Atlantic jumped out to a quick start, scoring 17 points in the first eight minutes, and went on for a 50-21 victory over Tulsa in front of 14,112 fans at FAU Stadium. Tulsa gave up 50 points for the second straight week, while the Hurricane gave away three turnovers in dropping to 1-2 on the season.



Two first-half Tulsa turnovers, one which was returned for a touchdown and one that stopped a Hurricane drive at the FAU four-yard line, as well as three first-half FAU offensive plays covering over 50 yards and two TDs doomed the Golden Hurricane in a first half.

The Owls took a 33-7 lead into halftime. Tulsa put the first second-half points on the scoreboard as Mandel Dixon's three-yard TD run capped a 56-yard, five-play drive in 1:37 to bring Tulsa to within 19 points at 33-14 with 8:01 remaining in the third quarter. However, whatever hope the Hurricane might have gathered with that touchdown ended as FAU scored the next 17 points.

FAU ended the game with 518 total yards, as 177 yards came on the ground and 341 yards through the air.

SCORE BY QUARTERS

	1	2	3	4	Fnl
FAU	17	16	10	7	50
Tulsa	0	7	7	7	21

INDIVIDUAL LEADERS

Rushing

TU – James Flanders, 9-48; Zack Langer, 9-48-1 TD

FAU – Jay Warren, 13-63

Passing

TU – Dane Evans, 24-of-49 for 269 yds, 2 INT, 1 TD

FAU – Jaquez Johnson, 15-of-20 for 318 yds, 3 TD

Receiving

TU – Josh Atkinson, 7-85

FAU – Jenson Stoshak, 4-155-1 TD

	TU	FAU
First Downs	24	18
Total Net Yards	363	518
Offensive Plays	79	65
Yards Per Play	4.6	8.0
Rushes/Net Yards	27-94	42-177
Net Passing Yards	269	341
Passes Comp/Att/Int	24-52-2	18-23-0
Touchdown Passes	1	4
Punts/Average	7-41.9	6-35.2
Penalties/Yards	5-25	4-37
Fumbles/Lost	2-1	1-0
Sacks by	1-10	4-30
3rd Down Conv/Att.	7-17	5-15
4th Down Conv/Att.	1-1	0-0
Possession Time	25:55	34:05

SCORING SUMMARY

Qtr	Time	Team	Pl-Yrd	Score
1	11:54	FAU	Greg Joseph 21 FG	0-3
1	9:24	FAU	William Dukes 74 pass from Jaquez Johnson (Joseph PAT)	0-10
1	7:09	FAU	D'Joun Smith 23 INT	0-17
2	10:35	Tulsa	Conner Floyd 9 pass from Dane Evans (Salazar PAT)	7-17
2	6:16	FAU	Alex Deleon 14 pass from Jaquez Johnson (Joseph PAT)	7-24
2	5:37	FAU	Team Safety (tackle by Robinson Eugene)	7-26
2	3:30	FAU	Jenson Stoshak 59 pass by Jaquez Johnson (Joseph PAT)	7-33
3	8:01	Tulsa	Mandel Dixon 3 run (Salazar PAT)	14-33
3	4:18	FAU	Jaquez Johnson 5 run (Joseph PAT)	14-40
3	1:06	FAU	Greg Joseph 41 FG	14-43
4	11:57	FAU	Derek Moise 9 pass from Greg Hankerson (Joseph PAT)	14-50
4	6:52	Tulsa	Zack Langer 3 run (Salazar PAT)	21-50

GAME 4

Texas State 37, Tulsa 34 (30T)

September 13, 2014 • H.A. Chapman Stadium
Tulsa, Okla. • Attendance: 21,353

TULSA, Okla. — The Tulsa football team erased a 14-point fourth quarter deficit, scoring with 0:10 left in regulation to force overtime against Texas State in front of a crowd of 21,353 at H.A. Chapman Stadium. However, Tulsa dropped a 37-34 decision in a game that went to three overtimes.



Texas State led 7-0 at halftime, and extended its lead to 14-0 early in the third quarter. Tulsa scored its first points on a 20-yard Carl Salazar field goal, making the score 14-3. The Bobcats took a 17-3 lead on a 49-yard field goal with 2:58 left in the third quarter.

In the final 10 minutes of the contest, the Hurricane put together back-to-back touchdowns. The first Hurricane touchdown came with 9:56 left in regulation on a 17-yard pass from quarterback Dane Evans to Conner Floyd, capping a 45-yard, six-play drive. After converting three fourth down conversions on the game-tying drive, Evans capped the 17-play, 75-yard drive by scoring on a one-yard keeper with 0:10 on the clock, and with the PAT tied the score, 17-17.

Tulsa and Texas State traded touchdowns in the first two overtimes. In the third, Salazar booted a 31-yard field goal, but Texas State's Terrence Franks scored on a two-yard run to give the Bobcats the victory.

SCORE BY QUARTERS

	1	2	3	4	Fnl	OT
Texas State	0	7	10	0	20	37
Tulsa	0	0	3	14	17	34

INDIVIDUAL LEADERS

Rushing

TU – James Flanders, 21-112; Zack Langer, 20-82-1 TD

TXST – Terrance Franks, 20-71-2 TD

Passing

TU – Dane Evans, 23-of-40 for 234 yds, 1 INT, 2 TD

TXST – Tyler Jones, 21-of-31 for 228 yds, 2 TD

Receiving

TU – Keyarris Garrett, 8-117; Keevan Lucas, 9-67-1 TD

TXST – Bradley Miller, 8-112

SCORE BY QUARTERS

	TU	TXST
First Downs	25	21
Total Net Yards	434	409
Offensive Plays	96	80
Yards Per Play	4.5	5.1
Rushes/Net Yards	56-200	49-181
Net Passing Yards	234	228
Passes Comp/Att/Int	23-40-1	21-31-0
Touchdown Passes	2	2
Punts/Average	7-44.3	8-41.6
Penalties/Yards	4-34	7-77
Fumbles/Lost	2-0	1-0
Sacks by	2-17	4-14
3rd Down Conv/Att.	8-21	5-16
4th Down Conv/Att.	3-4	2-2
Possession Time	34:24	25:36

SCORING SUMMARY

Qtr	Time	Team	Pl-Yrd	Score
2	6:40	TXST	Tyler Jones 3 run (Will Johnson PAT)	0-7
3	11:55	TXST	Terrence Franks 6 run (Johnson PAT)	0-14
3	5:56	Tulsa	Carl Salazar 20 FG	3-14
3	2:58	TXST	Will Johnson 49 FG	3-17
4	9:56	Tulsa	Conner Floyd 17 pass from Dane Evans (Salazar PAT)	10-17
4	0:10	Tulsa	Dane Evans 1 run (Salazar PAT)	17-17
OT	0:00	Tulsa	Keevan Lucas 10 pass from Dane Evans (Salazar PAT)	24-17
OT	0:00	TXST	Jafus Gaines 5 pass from Tyler Jones (Johnson PAT)	24-24
2OT	0:00	TXST	Ben Ijah 35 pass from Tyler Jones (Johnson PAT)	24-31
2OT	0:00	Tulsa	Zack Langer 4 run (Salazar PAT)	31-31
3OT	0:00	Tulsa	Carl Salazar 31 FG	34-31
3OT	0:00	TXST	Terrence Franks 2 run	34-37

GAME 5

Colorado State 42, Tulsa 17

October 4, 2014 • Hughes Stadium
Fort Collins, Colo. • Attendance: 25,806

FORT COLLINS, Colo. — It was big plays by Colorado State that led to a 42-17 victory over Tulsa in front of 25,806 fans at Hughes Stadium.

Tulsa's defense allowed five plays of over 25 yards in the first half, as CSU turned those five plays into 248 of its 382 first-half yards and three touchdowns. The Rams took a 28-7 lead into intermission. What appeared to be a big defensive play for Tulsa early in the second half was a Kerwin Thomas interception that went for naught when Thomas fumbled the ball back to the Rams deep in CSU territory.

For the game, Colorado State gained 532 total yards, with 310 of those yards coming on just six plays. Tulsa's defense held the Rams to just 150 total yards in the second half, while gaining 208 yards itself.

Tulsa's Dane Evans completed 16-of-29 passes for 222 yards and one TD, while Zack Langer led the Hurricane rushing attack with 72 yards and Keevan Lucas caught seven passes for 101 yards. For the Rams, Garrett Grayson threw for 236 yards and three touchdowns, while Dee Hart gained 143 yards and two TDs on 11 carries. Ram receiver Rashard Higgins caught six receptions for 178 yards and a school record four touchdowns.



SCORE BY QUARTERS

	1	2	3	4	Fnl
Colorado State	14	14	7	7	42
Tulsa	0	7	3	7	17

INDIVIDUAL LEADERS

Rushing

TU – Zack Langer, 16-72

CSU – Dee Hart, 11-143-2 TD

Passing

TU – Dane Evans, 16-of-29 for 222 yds, 2 INT, 1 TD

CSU – Garrett Grayson, 12-of-18 for 236 yds, 1 INT, 3 TD

Receiving

TU – Keevan Lucas, 7-101-1 TD

CSU – Rashard Higgins, 6-178-4 TD

	TU	CSU
First Downs	19	17
Total Net Yards	390	532
Offensive Plays	80	57
Yards Per Play	4.9	9.3
Rushes/Net Yards	45-127	31-234
Net Passing Yards	263	298
Passes Comp/Att/Int	18-35-2	16-26-1
Touchdown Passes	1	4
Punts/Average	8-40.9	6-49.8
Penalties/Yards	4-30	7-74
Fumbles/Lost	1-1	2-1
Sacks by	2-17	6-28
3rd Down Conv/Att.	7-19	8-15
4th Down Conv/Att.	1-2	0-0
Possession Time	34:03	25:57

SCORING SUMMARY

Qtr	Time	Team	Pl-Yrd	Score
1	12:36	CSU	Dee Hart 14 run (Roberts PAT)	0-7
1	6:59	CSU	Rashard Higgins 28 pass from Garrett Grayson (Roberts PAT)	0-14
2	13:11	CSU	Rashard Higgins 31 pass from Garrett Grayson (Roberts PAT)	0-21
2	4:54	CSU	Rashard Higgins 73 pass from Garrett Grayson (Roberts PAT)	0-28
2	3:20	Tulsa	Dane Evans 1 run (Salazar PAT)	7-28
3	9:19	CSU	Dee Hart 13 run (Roberts PAT)	7-35
3	0:21	Tulsa	Carl Salazar 25 FG	10-35
4	12:50	Tulsa	Keevan Lucas 62 pass from Dane Evans (Salazar PAT)	17-35
4	5:02	CSU	Rashard Higgins 32 pass from Nick Sevens (Roberts PAT)	17-42

GAME 6

Temple 35, Tulsa 24

October 11, 2014 • Lincoln Financial Stadium
Philadelphia, Pa. • Attendance: 25,340

PHILADELPHIA, Pa. — Tulsa's comeback bid fell short as the Temple Owls re-took the lead in the fourth quarter and held on for a 35-24 victory in front of 25,340 fans at Lincoln Financial Field. It was Tulsa's first loss in American Athletic Conference action, falling to 1-1 in league play, while the Owls improved to 4-1 overall and 2-0 in conference play.



Trailing 21-14 at halftime, Tulsa opened the second half with a nine-play, 77-yard drive taking 4:44 off the clock as Dane Evans connected in the end zone with Keevan Lucas on a 29-yard touchdown pass, knotting the score at 21-21 with the PAT. The Hurricane scored the only points of the third quarter on that drive, as the Tulsa defense held the Owls to just 35 third-quarter yards on nine plays.

Tulsa grabbed its first lead of the game at 24-21 on the first play of the fourth quarter, but the Owls added 14 points in the final 11 minutes of the contest to take the victory.

For the game, Temple held a 497 to 438-yard advantage in total offense, as the Hurricane gained 178 rushing yards and 260 yards through the air. Zack Langer had his first career 100-yard rushing game with 113 yards for the Hurricane.

SCORE BY QUARTERS

	1	2	3	4	Fnl
Temple	7	14	0	14	35
Tulsa	7	7	7	3	24

INDIVIDUAL LEADERS

Rushing

TU – Zack Langer, 30-113-1 TD

TEM – Jahad Thomas, 14-152

Passing

TU – Dane Evans, 21-of-36 for 260 yds, 2 TD

TEM – P.J. Walker, 15-of-31 for 294 yds, 1 INT, 2 TD

Receiving

TU – Keevan Lucas, 9-109-1 TD

TEM – Jalen Fitzpatrick, 5-107-1 TD; Jamie Gilmore, 2-100

	TU	TEM
First Downs	24	21
Total Net Yards	438	497
Offensive Plays	86	66
Yards Per Play	5.1	7.5
Rushes/Net Yards	50-178	35-203
Net Passing Yards	260	294
Passes Comp/Att/Int	21-36-0	15-31-1
Touchdown Passes	2	2
Punts/Average	6-43.2	5-36.2
Penalties/Yards	8-108	5-30
Fumbles/Lost	0-0	2-1
Sacks by	2-14	1-7
3rd Down Conv/Att.	6-18	1-12
4th Down Conv/Att.	0-4	2-4
Possession Time	36:34	23:26

SCORING SUMMARY

Qtr	Time	Team	Pl-Yrd	Score
1	14:03	TEM	Kenneth Harper 8 run (Jones PAT)	0-7
1	3:17	Tulsa	Zack Langer 19 run (Salazar PAT)	7-7
2	14:19	TEM	Connor Reilly 3 run (Jones PAT)	7-14
2	10:33	Tulsa	Mandel Dixon Jr. 9 pass from Dane Evans (Salazar PAT)	14-14
2	0:21	TEM	P.J. Walker 5 run (Jones PAT)	14-21
3	10:16	Tulsa	Keevan Lucas 29 pass from Dane Evans (Salazar PAT)	21-21
4	14:54	Tulsa	Carl Salazar 44 FG	24-21
4	10:38	TEM	Jalen Fitzpatrick 30 pass from P.J. Walker (Jones PAT)	24-27
4	3:25	TEM	Jahad Thomas 20 pass from P.J. Walker (Jones PAT)	24-35



GAME 7

USF 38, Tulsa 30

October 18, 2014 • H.A. Chapman Stadium
Tulsa, Okla. • Attendance: 18,744

TULSA, Okla. — In a tale of two halves, Tulsa let a 20-point halftime lead get away as the USF Bulls scored 31 second-half points to claim a 38-30 win over the Golden Hurricane in front of a Homecoming crowd of 18,744 at H.A. Chapman Stadium.



The Hurricane scored 17 points in the first quarter and built a 27-7 halftime lead, but was outscored 31-3 in the final 30 minutes. The Bulls scored 14 points in the third period to narrow its deficit to nine points at 30-21 heading into the fourth quarter. A third straight touchdown pass from Mike White to Andre Davis put USF ahead 35-30 with 6:13 left in the contest. Tulsa gained just 13 yards in its final two possessions, as USF added a field goal for the eight-point win.

The Hurricane had a 314-96 advantage in total yards in the first half, but that tipped to 316 to 174 yards in favor of USF in the second half.

With Tulsa's Dane Evans, Keevan Lucas and Zack Langer, the Hurricane produced a 300-yard passer, 100-yard receiver and 100-yard rusher in the same game since Nov. 12, 2011. Evans completed 22-of-34 passes for 314 yards, Lucas has 11 receptions for 160 yards and one TD and Langer rushed for 100 yards.

USF's White completed 17-of-26 passes for 272 yards and three touchdowns, as six of those completions and all three scores went to Davis, who totaled 154 receiving yards. Marlon Mack rushed for 130 yards and two touchdowns for the Bulls.

SCORE BY QUARTERS

	1	2	3	4	Fnl
USF	7	0	14	17	38
Tulsa	17	10	3	0	30

INDIVIDUAL LEADERS

Rushing

TU – Zack Langer, 26-100
USF – Marlon Mack, 19-130-2 TD

Passing

TU – Dane Evans, 22-of-34 for 314 yds, 1 TD
USF – Mike White, 17-of-26 for 272 yds, 1 INT, 3 TD

Receiving

TU – Keevan Lucas, 11-160-1 TD
USF – Andre Davis, 6-154-3 TD

SCORING SUMMARY

Qtr	Time	Team	Pl-Yrd	Score
1	12:30	Tulsa	Austin McDaniel 46 interception return (Salazar PAT)	7-0
1	10:37	USF	Marlon Mack 34 run (Kloss PAT)	7-7
1	5:43	Tulsa	Carl Salazar 31 FG	10-7
1	2:17	Tulsa	Bishop Louie 18 run (Salazar PAT)	17-7
2	10:31	Tulsa	Keevan Lucas 8 pass from Dane Evans (Salazar PAT)	24-7
2	0:00	Tulsa	Carl Salazar 19 FG	27-7
3	13:34	USF	Marlon Mack 54 run (Kloss PAT)	27-14
3	8:27	Tulsa	Carl Salazar 32 FG	30-14
3	5:52	USF	Andre Davis 15 pass from Mike White (Kloss PAT)	30-21
4	9:23	USF	Andre Davis 15 pass from Mike White (Kloss PAT)	30-28
4	6:13	USF	Andre Davis 85 pass from Mike White (Kloss PAT)	30-35
4	2:33	USF	Marvin Kloss 28 FG	30-38

GAME 8

Memphis 40, Tulsa 20

October 31, 2014 • Liberty Bowl Stadium
Memphis, Tenn. • Attendance: 26,846

MEMPHIS, Tenn. — The hometown Memphis Tigers overcame a 14-3 deficit by scoring the next 30 points to grab a 40-20 victory in front of 26,846 fans at Liberty Bowl Memorial Stadium on Halloween night.



The Hurricane offense was sharp in the first half putting up 215 yards, while a Demarco Nelson six-yard fumble recovery and Derek Patterson 28 yard touchdown reception put Tulsa ahead 14-3 at the 10:07 mark of the second quarter.

Memphis scored 17 points in the final 8:10 of the second quarter to take a 20-14 halftime lead.

The two offenses were stagnant in the third quarter as Tulsa managed just 64 yards on 20 plays, while Memphis gained 77 third-quarter yards. The Tigers did manage two field goals in the third quarter to take a 12-point lead, 26-14. Memphis outscored Tulsa 14-6 in the final stanza for the 20-point win.

Tulsa gained 196 second-half yards and finished the game with 411 total yards, while the Tigers totaled 426 total yards. Tulsa's Dane Evans completed 28-of-54 passes for 349 yards and two TDs, while Keevan Lucas had his fourth straight 100-yard receiving game.

SCORE BY QUARTERS

	1	2	3	4	Fnl
Memphis	0	20	6	14	40
Tulsa	7	7	0	6	20

INDIVIDUAL LEADERS

Rushing

TU – Zack Langer, 20-43
MEM – Brandon Hayes, 28-197-3 TD

Passing

TU – Dane Evans, 28-of-54 for 349 yds, 2 TD
MEM – Paxton Lynch, 18-of-31 for 183 yds

Receiving

TU – Keevan Lucas, 11-120
MEM – Alan Cross, 3-35

	TU	MEM
First Downs	22	23
Total Net Yards	411	426
Offensive Plays	88	72
Yards Per Play	4.7	5.9
Rushes/Net Yards	34-62	41-243
Net Passing Yards	349	183
Passes Comp/Att/Int	28-54-0	18-31-0
Touchdown Passes	2	0
Punts/Average	9-38.2	5-38.0
Penalties/Yards	11-111	4-40
Fumbles/Lost	1-0	3-1
Sacks by	0-0	3-20
3rd Down Conv/Att.	8-20	6-17
4th Down Conv/Att.	0-2	0-0
Possession Time	33:56	26:04

SCORING SUMMARY

Qtr	Time	Team	Pl-Yrd	Score
1	0:06	Tulsa	Demarco Nelson 6 fumble return (Salazar PAT)	7-0
2	14:37	MEM	Jake Elliott 53 FG	7-3
2	10:07	Tulsa	Derek Patterson 28 pass from Dane Evans (Salazar PAT)	14-3
2	8:10	MEM	Paxton Lynch 3 run (Elliott PAT)	14-10
2	1:50	MEM	Jake Elliott 37 FG	14-13
2	0:14	MEM	Brandon Hayes 51 run (Elliott PAT)	14-20
3	7:57	MEM	Jake Elliott 47 FG	14-23
3	3:59	MEM	Jake Elliott 51 FG	14-26
4	10:06	MEM	Brandon Hayes 30 run (Elliott PAT)	14-33
4	6:00	Tulsa	Keyarris Garrett 1 pass from Dane Evans (Run failed)	20-33
4	2:50	MEM	Brandon Hayes 14 run (Elliott PAT)	20-40

GAME 9 Tulsa 38, SMU 28

November 8, 2014 • H.A. Chapman Stadium
Tulsa, Okla. • Attendance: 14,269

TULSA, Okla. — Tulsa scored 28 first-half points and held off a fourth-quarter comeback bid by SMU for a 38-28 victory in front of 14,269 fans at H.A. Chapman Stadium. The Tulsa win was its second of the year, while SMU remained winless.

After trailing 13-7 late in the first quarter Tulsa scored the next 28 points to take a 35-13 lead into the final period. Tulsa's four straight scores came on Dane Evans' touchdown passes of 42, 64, 1 and 32 yards.

SMU put together back-to-back touchdown drives of 61 and 70 yards, cutting the Hurricane advantage to 35-28 with just over three minutes remaining in the game. Tulsa kept possession for the next 2:06 and scored three points on a Carl Salazar 24-yard field goal to close out the game for the 10-point win.

Evans finished the game with 286 passing yards and a career-high five touchdowns, including two TD passes each to Keevan Lucas and Keyarris Garrett. Zack Langer rushed for a new career-high with 167 yards. SMU quarterback Matt Davis rushed for 181 yards and threw for another 212 yards, while accounting for three touchdowns.

Tulsa ended the game with 501 total yards, while the Hurricane defense totaled a season-high three takeaways as Michael Mudoh had 12 tackles, recovered one fumble and intercepted a pass on the final play of the game.

SCORE BY QUARTERS

	1	2	3	4	Fnl
SMU	13	0	0	15	28
Tulsa	14	14	7	3	38

INDIVIDUAL LEADERS

Rushing

TU — Zack Langer, 33-167

SMU — Matt Davis, 28-181-2 TD

Passing

TU — Dane Evans, 16-of-24 for 286 yds, 5 TD

SMU — Matt Davis, 21-of-32 for 212 yds, 2 INT, 1 TD

Receiving

TU — Keyarris Garrett, 4-96-2 TD; Keevan Lucas, 4-88-2 TD

SMU — Der'rik Thompson, 4-84-1 TD

SCORING SUMMARY

Qtr	Time	Team	Pl-Yrd	Score
1	13:55	SMU	Der'rik Thompson 64 pass from Matt Davis (run failed)	0-6
1	5:04	Tulsa	Keyarris Garrett 18 pass from Dane Evans (Salazar kick)	7-6
1	2:32	SMU	K.C. Niemchi 13 run (Rademacher kick)	7-13
1	2:15	Tulsa	Bishop Louie 43 pass from Dane Evans (Salazar kick)	14-13
2	10:06	Tulsa	Keevan Lucas 64 pass from Dane Evans (Salazar kick)	21-13
2	2:06	Tulsa	Keevan Lucas 1 pass from Dane Evans (Salazar kick)	28-13
3	3:01	Tulsa	Keyarris Garrett 32 pass from Dane Evans (Salazar kick)	35-13
4	12:07	SMU	Matt Davis 3 run (Rademacher kick)	35-20
4	3:14	SMU	Matt Davis 4 run (Lawler pass from Davis)	35-28
4	1:08	Tulsa	Carl Salazar 24 FG	38-28



GAME 10 UCF 31, Tulsa 7

November 14, 2014 • Bright House Networks Stadium
Orlando, Fla. • Attendance: 35,323

ORLANDO, Fla. — A Friday night game road game in Orlando saw the Tulsa Golden Hurricane drop a 31-7 decision to the UCF Knights in front of 35,323 fans at Bright House Networks Stadium

Tulsa could not manage much offense on the night against the American Athletic Conference's top defensive unit. The Knights defense came into the game allowing just 308 yards per game and held Tulsa to 201 total yards, while the UCF offense amassed 506 total yards



Tulsa survived two close calls in the first 15 minutes of the game, as UCF traveled inside the Hurricane 10-yard line twice, but the Hurricane defense held. The only scoring in the first quarter came on a UCF field goal, but the Knights scored touchdowns on their first two second-quarter possessions to take a 17-0 lead. Tulsa converted a fumble recovery by the Hurricane defense into seven points and went into the intermission trailing 17-7.

UCF scored 14 more points in the third quarter for a 31-7 lead, as the Knights defense kept Tulsa out of the end zone in the final two quarters. Tulsa's offense gained only 39 third quarter yards to UCF's 153 yards, and totaled just 54 yards to UCF's 81 yards in the final stanza.

SCORE BY QUARTERS

	1	2	3	4	Fnl
UCF	3	14	14	0	31
Tulsa	0	7	0	0	7

INDIVIDUAL LEADERS

Rushing

TU — Zack Langer, 9-31

UCF — Dontravious Wilson, 17-87-1 TD

Passing

TU — Dane Evans, 9-of-28 for 69 yds, 3 INT, 1 TD

UCF — Justin Holman, 16-of-27 for 291 yds, 3 TD

Receiving

TU — Keyarris Garrett, 4-30; Keevan Lucas, 2-20-1 TD

UCF — Josh Reese, 4-104-1 TD

SCORING SUMMARY

Qtr	Time	Team	Pl-Yrd	Score
1	0:39	UCF	Rodrigo Quirarte 25 FG	0-3
2	11:08	UCF	J.J. Worton 5 pass from Justin Holman (Quirarte kick)	0-10
2	7:57	UCF	Josh Reese 77 pass from Justin Holman (Quirarte kick)	0-17
2	5:41	Tulsa	Keevan Lucas 8 pass from Dane Evans (Salazar kick)	7-17
3	9:27	UCF	Breshad Perriman 25 pass from Justin Holman (Quirarte kick)	7-24
3	1:09	UCF	Dontravious Wilson 1 run (Quirarte kick)	7-31



GAME 11

Houston 38, Tulsa 28

November 22, 2014 • TDECU Stadium
Houston, Texas • Attendance: 23,572

HOUSTON, Texas — In a tightly contested game that saw three ties in the game, the Houston Cougars held on for a 38-28 victory and became bowl eligible in front of 23,572 fans. The game, which a day earlier was moved up from 2:00 p.m. to 11:00 a.m. due to expected inclement weather conditions in the Houston area, was played in Houston's new TDECU Stadium.



Houston began the game by scoring the first 14 points, and it wasn't until late in the second quarter that Tulsa put its first points on the scoreboard.

After trailing 14-7 at halftime, the Hurricane slugged toe-to-toe with the Cougars in the second half by scoring 21 points and answering Houston nearly every time. Tulsa tied the game at 14, at 21 and again at 28 before the Cougars took the lead for good at 35-28 with just over three minutes remaining on the game clock.

Tulsa's offense put up 416 total yards against the American Athletic Conference's second-ranked defense, while the Cougars offense had 473 yards of total offense. Dane Evans completed 28-of-40 passes for 258 yards and two TDs, while Keevan Lucas and Keyarris Garrett combined for 183 yards and one touchdown on 19 receptions for the Hurricane.

SCORE BY QUARTERS

	1	2	3	4	Fnl
Houston	14	0	14	10	38
Tulsa	0		7	14	7

	TU	UH
First Downs	25	21
Total Net Yards	416	471
Offensive Plays	76	64
Yards Per Play	5.5	7.2
Rushes/Net Yards	35-158	42-246
Net Passing Yards	258	225
Passes Comp/Att/Int	28-41-3	17-22-0
Touchdown Passes	2	1
Punts/Average	1-43.0	3-39.3
Penalties/Yards	4-35	5-47
Fumbles/Lost	0-0	0-0
Sacks by	2-13	1-5
3rd Down Conv/Att.	5-12	5-12
4th Down Conv/Att.	2-4	2-2
Possession Time	33:11	26:49

INDIVIDUAL LEADERS

Rushing
 TU – Zack Langer, 29-124-1 TD
 UH – Kenneth Farrow, 21-116-4 TD

Passing
 TU – Dane Evans, 28-of-40 for 258 yds, 3 INT, 2 TD
 UH – Greg Ward, 17-of-22 for 225 yds, 1 TD

Receiving
 TU – Keevan Lucas, 14-97; Keyarris Garrett, 5-86-1 TD
 UH – Steven Dunbar, 7-150

SCORING SUMMARY

Qtr	Time	Team	Pl-Yrd	Score
1	10:30	UH	Kenneth Farrow 1 run (Bullard kick)	0-7
1	1:40	UH	Kenneth Farrow 1 run (Bullard kick)	0-14
2	4:36	Tulsa	Dane Evans 3 run (Salazar kick)	7-14
3	6:53	Tulsa	Zack Langer 2 run (Salazar kick)	14-14
3	5:28	UH	Kenneth Farrow 45 run (Bullard kick)	14-21
3	2:36	Tulsa	Keyarris Garrett 17 pass from Dane Evans (Salazar kick)	21-21
3	1:19	UH	Markeith Ambles 25 pass from Greg Ward (Bullard kick)	21-28
4	7:10	Tulsa	Zach Epps 1 pass from Dane Evans (Salazar kick)	28-28
4	3:06	UH	Kenneth Farrow 2 run (Bullard kick)	28-35
4	1:16	UH	Kyle Bullard 35 FG	28-38

GAME 12

East Carolina 49, Tulsa 32

November 28, 2014 • H.A. Chapman Stadium
Tulsa, Okla. • Attendance: 15,126

TULSA, Okla. — Tulsa's valiant effort against the East Carolina Pirates fell short, 49-32, in front of 15,126 fans at H.A. Chapman Stadium in the regular season finale for the two teams. Tulsa finished the season 2-10 overall and 2-6 in the American Athletic Conference, while East Carolina improved to 8-3 and 5-2 in league play.



Tulsa took a 14-7 lead in the first quarter, but East Carolina scored the next 14 points to take a 21-14 halftime lead. The Hurricane scored 11 points in the third quarter and trailed the Pirates by just three points, 28-25, with just under five minutes left in the third quarter.

East Carolina scored the next 21 points before the Hurricane added another touchdown with 6:41 remaining in the contest for the final 17-point margin.

Tulsa gained 388 yards, 199 passing and 189 on the ground, while the nation's third-ranked offense put up 510 yards, 37 yards below its season average. East Carolina had 172 rushing yards and 338 passing yards for the game.

It was also a night for some Tulsa seniors to step up with big plays. Luke Snider blocked a punt that resulted in Tulsa's second touchdown. Linebacker Jake Sizelove had a career-high 14 tackles, while cornerback Dwight Dobbins intercepted a Carden pass for a 15-yard return.

SCORE BY QUARTERS

	1	2	3	4	Fnl
East Carolina	14	7	14	14	49
Tulsa	14	0	11	7	32

	TU	ECU
First Downs	21	26
Total Net Yards	388	510
Offensive Plays	77	79
Yards Per Play	5.0	6.5
Rushes/Net Yards	45-189	37-172
Net Passing Yards	199	338
Passes Comp/Att/Int	15-32-2	28-42-1
Touchdown Passes	1	4
Punts/Average	4-44.0	3-37.0
Penalties/Yards	5-55	8-42
Fumbles/Lost	0-0	1-0
Sacks by	0-0	2-11
3rd Down Conv/Att.	5-16	9-17
4th Down Conv/Att.	1-4	2-4
Possession Time	31:06	28:54

INDIVIDUAL LEADERS

Rushing
 TU – James Flanders, 23-97-1 TD
 ECU – Chris Hairston, 6-91

Passing
 TU – Dane Evans, 15-of-32 for 199 yds, 2, INT, 1 TD
 ECU – Shane Carden, 28-of-41 for 338 yds, 1 INT, 4 TD

Receiving
 TU – Keevan Lucas, 6-85-1 TD; Keyarris Garrett, 3-62-1 TD
 ECU – Cam Worthy, 5-98; Justin Hardy, 9-88-1 TD

SCORING SUMMARY

Qtr	Time	Team	Pl-Yrd	Score
1	11:23	ECU	Bryce Williams 15 pass from Shane Carden (Harvey kick)	0-7
1	9:54	Tulsa	D'Angelo Brewer 4 run (Salazar kick)	7-7
1	8:51	Tulsa	Matt Hickman Blk punt recovery on Luke Snider block (Salazar kick)	14-7
1	2:51	ECU	Jimmy Williams 16 pass from Shane Carden (Harvey kick)	14-14
2	0:14	ECU	Justin Hardy 4 pass from Shane Carden (Harvey kick)	14-21
3	11:44	Tulsa	Carl Salazar 35 FG	17-21
3	10:21	ECU	Bryce Williams 12 pass from Shane Carden (Harvey kick)	17-28
3	5:52	Tulsa	Keyarris Garrett 30 pass from Dane Evans (Atkinson pass from Evans)	25-28
3	5:19	ECU	Cory Hunter 1 run (Harvey kick)	25-35
4	12:35	ECU	Shane Carden 2 run (Harvey kick)	25-42
4	11:23	ECU	Brandon Williams 37 INT return (Harvey kick)	25-49

INTRO

PLAYERS

STAFF

REVIEW

AMERICAN ATHLETIC CONFERENCE

OPPONENTS

HISTORY

RECORDS

2014 Results

Record and Attendance

Record: 2-10 Overall • 2-6 The American • 2-4 Home • 0-6 Away

Date	Opponent	Attendance	Score	W/L
Aug. 28	Tulane*	19,032	38-31	W (OT)
Sept. 6	#3 Oklahoma	29,357	7-52	L
Sept. 13	at FAU	14,112	21-50	L
Sept. 27	Texas State	21,353	34-37	L (30T)
Oct. 4	at Colorado State	25,806	17-42	L
Oct. 11	at Temple*	25,340	24-35	L
Oct. 18	USF*	18,744	30-38	L
Oct. 31	at Memphis*	26,846	20-40	L
Nov. 8	SMU*	14,269	38-28	W
Nov. 14	at UCF*	35,323	7-31	L
Nov. 22	at Houston*	23,572	28-38	L
Nov. 28	East Carolina*	15,126	32-49	L

* American Athletic Conference game

Scoring By Quarters

	1st	2nd	3rd	4th	OT	Total	Avg
Tulsa	59	80	65	65	27	296	24.6
Opponents	117	116	103	112	23	471	39.2

Total Attendance

Home Attendance: 117,881 (19,647), 6 games

Road Attendance: 150,999 (25,166), 6 games

2014 Team Statistics

	Tulsa	Opponent
FIRST DOWNS	270	261
Rushing	107	115
Passing	140	123
Penalty	23	23
RUSHING ATT-YARDS	477-1774	467-2576
Average Per Rush	3.7	5.5
Average Per Game	147.8	214.7
TDs Rushing	11	30
PASSING COMP-ATT-INT	263-481-18	232-374-8
Passing Yards	3176	3265
Average Per Game	264.7	272.1
TDs Passing	23	29
TOTAL OFFENSE PLAYS-YARDS	958-4950	841-5841
Average Per Play	5.2	6.9
Average Per Game	412.5	486.8
KICKOFF RETURNS-YARDS	43-876	37-578
PUNT RETURNS-YARDS	17-127	19-133
INT RETURNS-YARDS	8-116	18-202
PUNTS-YARDS	70-2943	59-2364
Average Per Punt	42.0	40.1
Net punt average	38.7	36.2
FUMBLES-LOST	9-5	16-7
PENALTIES-YARDS	78-768	71-643
Average Per Game	64.0	53.6
SACKS BY-YARDS LOST	22-153	25-152
3RD-DOWN CONVERSIONS	78/203	75/180
3rd-Down Pct	38%	42%
4TH-DOWN CONVERSIONS	11/28	11/16
4th-Down Pct	39%	69%
AVERAGE POSSESSION TIME	31:35	28:25

2014 Individual Statistics

Rushing

	G-GS	Att	Gain	Loss	Net	Avg	Avg/G	TD	Long
Langer, Zack	10-6	196	816	15	801	4.1	80.1	4	34 - SMU
Flanders, James	11-4	102	459	3	456	4.5	38.0	1	26 - East Carolina
Dickerson, Tavarreon	8-0	34	147	15	132	3.9	14.7	0	23 - Tulane
Brewer, D'Angelo	12-1	39	134	6	128	3.3	10.7	1	12 - East Carolina
Louie, Bishop	12-2	7	100	0	100	14.3	8.3	1	30 - USF
Lucas, Keevan	12-12	7	68	2	66	9.4	5.5	0	21 - Tulane
Evans, Dane	12-12	77	237	179	58	0.8	4.8	3	16 - Houston
Dixon, Mandel	8-6	7	18	1	17	2.4	2.1	1	10 - Texas State
Calcagni, Joseph	4-0	6	19	3	16	2.7	4.0	0	11 - Oklahoma
Simon, Rowdy	9-0	1	2	0	2	2.0	0.2	0	2 - Oklahoma
TEAM	7-0	1	0	2	-2	-2.0	-0.3	0	0
TULSA	12	477	2000	226	1774	3.7	147.8	11	34 - SMU
Opponents	12	467	2844	268	2576	5.5	214.7	30	90 - Tulane

Passing

	G-GS	Rating	Cmp	Att	Int	Pct	Yds	YPG	TD	Long
Evans, Dane	12-12	120.88	256	462	17	55.4	3102	258.5	23	84 - Tulane
Calcagni, Joseph	4-0	65.98	7	17	1	41.2	74	18.5	0	21 - Colorado State
TEAM	7-0	0.00	0	2	0	0.0	0	0.0	0	0
TULSA	12	118.44	263	481	18	54.7	3176	264.7	23	84 - Tulane
Opponents	12	156.67	232	374	8	62.0	3265	272.1	29	85 - USF



Receiving

	G-GS	Rec	Yds	Avg	YPG	TD	Long
Lucas, Keevan	12-12	101	1219	12.1	101.6	11	84 - Tulane
Garrett, Keyarris	10-10	47	698	14.9	69.8	5	39 - Texas State
Atkinson, Josh	12-7	35	416	11.9	34.7	0	38 - Temple
Louie, Bishop	12-2	23	274	11.9	22.8	1	42 - SMU
Floyd, Conner	12-2	18	139	7.7	11.6	3	21 - Oklahoma
Patterson, Derek	10-3	9	203	22.6	20.3	1	65 - Colorado State
Dixon, Mandel	8-6	6	62	10.3	7.8	1	18 - Texas State
Dickerson, Tavarreon	8-0	6	23	3.8	2.6	0	14 - Tulane
Flanders, James	11-4	5	42	8.4	3.5	0	19 - FAU
Brewer, D'Angelo	12-1	4	64	16.0	5.3	0	25 - Memphis
Carter, Nigel	11-2	3	24	8.0	2.2	0	12 - FAU
Langer, Zack	10-6	3	9	3.0	0.9	0	5 - Temple
Epps, Zach	12-0	2	3	1.5	0.2	1	2 - Oklahoma
Scott, Colby	12-4	1	0	0.0	0.0	0	0
TULSA	12	263	3176	12.1	264.7	23	84 - Tulane
Opponents	12	232	3265	14.1	272.1	29	85 - USF

Total Offense

	G-GS	Plays	Rush	Pass	Yards	Avg/G
Evans, Dane	12-12	539	58	3102	3160	263.3
Langer, Zack	10-6	196	801	0	801	80.1
Flanders, James	11-4	102	456	0	456	38.0
Dickerson, Tavarreon	8-0	34	132	0	132	14.7
Brewer, D'Angelo	12-1	39	128	0	128	10.7
Louie, Bishop	12-2	7	100	0	100	8.3
Calcagni, Joseph	4-0	23	16	74	90	22.5
Lucas, Keevan	12-12	7	66	0	66	5.5
Dixon, Mandel	8-6	7	17	0	17	2.1
Simon, Rowdy	9-0	1	2	0	2	0.2
TEAM	7-0	3	-2	0	-2	-0.3
TULSA	12	958	1774	3176	4950	412.5
Opponents	12	841	2576	3265	5841	486.8

All-Purpose Yards

	G-GS	Rush	Rec	PR	KOR	INT	Yds	YPG
Lucas, Keevan	12-12	66	1219	0	0	0	1285	107.1
Langer, Zack	10-6	801	9	0	18	0	828	82.8
Brewer, D'Angelo	12-1	128	64	0	602	0	794	66.2
Garrett, Keyarris	10-10	0	698	0	0	0	698	69.8
Louie, Bishop	12-2	100	274	42	168	0	584	48.7
Flanders, James	11-4	456	42	0	0	0	498	41.5
Atkinson, Josh	12-7	0	416	0	0	0	416	34.7
Floyd, Conner	12-2	0	139	79	0	0	218	18.2
Patterson, Derek	10-3	0	203	0	0	0	203	20.3
Dickerson, Tavarreon	8-0	132	23	0	0	0	155	17.2
Dixon, Mandel	8-6	17	62	0	0	0	79	9.9
Evans, Dane	12-12	58	0	0	0	0	58	4.8
Simon, Rowdy	9-0	2	0	0	53	0	55	6.1
McDaniel, Austin	10-6	0	0	0	0	46	46	4.6
Thomas, Kerwin	10-5	0	0	0	0	40	40	4.0
Carter, Nigel	11-2	0	24	0	0	0	24	2.2
Nelson, Demarco	12-12	0	0	0	20	0	20	1.7
Calcagni, Joseph	4-0	16	0	0	0	0	16	4.0
Dobbins, Dwight	9-8	0	0	0	0	15	15	1.7
Scott, Colby	12-4	0	0	0	15	0	15	1.2
Sizelove, Jake	11-9	0	0	0	0	14	14	1.3
Snider, Luke	12-0	0	0	6	0	0	6	0.5
Epps, Zach	12-0	0	3	0	0	0	3	0.2
Mudoh, Michael	12-12	0	0	0	0	1	1	0.1
TEAM	7-0	-2	0	0	0	0	-2	-0.3
TULSA	12	1774	3176	127	876	116	6069	505.8
Opponents	12	2576	3265	133	578	202	6754	562.8

INTRO

PLAYERS

STAFF

REVIEW

AMERICAN ATHLETIC
CONFERENCE

OPPONENTS

HISTORY

RECORDS

Field Goals

	Total	Pct	1-19 M-Att	20-29 M-Att	30-39 M-Att	40-49 M-Att	50+ M-Att	Long
Salazar, Carl	12-18	66.7	1-1	5-6	4-6	2-5	0-0	44 - Temple

FG Sequence

	Tulsa	Opponents
Tulane	34,23,(42),(26),(26)	21,(30)
Oklahoma	-	(38)
FAU	-	(21),30,(41)
Texas State	(20),(31)	(49)
Colorado State	(25)	33
Temple	41,(44)	37
USF	(31),(19),(32),47	(28)
Memphis	37	39,(53),(37),(47),(51)
SMU	(24)	38
UCF	-	22,(27),24
Houston	44	30,(35)
East Carolina	(35)	40

Numbers in (parentheses) indicate field goal was made.

Scoring

	TD	FG	Kick	PATs					Pts
				Rush	Rcv	Pass	DXP	Saf	
Salazar, Carl	0	12-18	34-34	0-0	0	0-0	0	0	70
Lucas, Keevan	11	0-0	0-0	0-0	0	0-0	0	0	66
Garrett, Keyarris	5	0-0	0-0	0-0	0	0-0	0	0	30
Langer, Zack	4	0-0	0-0	0-0	0	0-0	0	0	24
Evans, Dane	3	0-0	0-0	0-0	0	2-2	0	0	18
Floyd, Conner	3	0-0	0-0	0-0	0	0-0	0	0	18
Dixon, Mandel	2	0-0	0-0	0-0	0	0-0	0	0	12
Louie, Bishop	2	0-0	0-0	0-0	0	0-0	0	0	12
Brewer, D'Angelo	1	0-0	0-0	0-1	0	0-0	0	0	6
Hickman, Matt	1	0-0	0-0	0-0	0	0-0	0	0	6
Patterson, Derek	1	0-0	0-0	0-0	0	0-0	0	0	6
Flanders, James	1	0-0	0-0	0-0	0	0-0	0	0	6
Epps, Zach	1	0-0	0-0	0-0	0	0-0	0	0	6
McDaniel, Austin	1	0-0	0-0	0-0	0	0-0	0	0	6
Nelson, Demarco	1	0-0	0-0	0-0	0	0-0	0	0	6
Atkinson, Josh	0	0-0	0-0	0-0	2	0-0	0	0	4
TULSA	37	12-18	34-34	0-1	2	2-2	0	0	296
Opponents	62	12-22	59-59	0-1	1	1-1	0	1	471

Punt Returns

	No	Yds	Avg	TD	Long
Floyd, Conner	12	79	6.6	0	21 - Houston
Louie, Bishop	3	42	14.0	0	19 - Colorado State
Snider, Luke	1	6	6.0	0	6 - East Carolina
Nelson, Demarco	1	0	0.0	0	0 - Texas State
Hickman, Matt	0	0	0.0	1	0 - East Carolina
TULSA	17	127	7.5	1	21 - Houston
Opponents	19	133	7.0	0	35 - FAU

Kickoff Returns

	No	Yds	Avg	TD	Long
Brewer, D'Angelo	27	602	22.3	0	58 - SMU
Louie, Bishop	9	168	18.7	0	31 - Temple
Simon, Rowdy	3	53	17.7	0	25 - Tulane
Scott, Colby	2	15	7.5	0	8 - Tulane
Langer, Zack	1	18	18.0	0	18 - Colorado State
Nelson, Demarco	1	20	20.0	0	20 - Texas State
TULSA	43	876	20.4	0	58 - SMU
Opponents	37	578	15.6	0	59 - UCF

Punting

	No	Yds	Avg	TB	FC	I20	Blk	Long
Parks, Dalton	70	2943	42.0	5	22	20	0	67 - East Carolina
TULSA	70	2943	42.0	5	22	20	0	67 - East Carolina
Opponents	59	2364	40.1	5	18	21	3	63 - Colorado State

Interceptions

	No	Yds	Avg	TD	Long
Mudoh, Michael	2	1	0.5	0	1 - UCF
Dobbins, Dwight	1	15	15.0	0	15 - East Carolina
Suits, Craig	1	0	0.0	0	0 - Temple
Nelson, Demarco	1	0	0.0	0	0 - Tulane
Sizelove, Jake	1	14	14.0	0	14 - SMU
Thomas, Kerwin	1	40	40.0	0	39 - Colorado State
McDaniel, Austin	1	46	46.0	1	46 - USF
TULSA	8	116	14.5	1	46 - USF
Opponents	18	202	11.2	3	38 - Oklahoma

Fumble Returns

	No	Yds	Avg	TD	Long
Nelson, Demarco	1	6	6.0	1	6 - Memphis
Mudoh, Michael	1	20	20.0	0	20 - SMU
TULSA	2	26	13.0	1	20 - SMU
Opponents	2	8	4.0	0	5 - FAU



Defensive Statistics

	G-GS	UT	AT	Tot	TFL-Yds	SK-Yds	INT-Yds	PBU	QBH	FR	FF
Mudoh, Michael	12-12	55	58	113	1.5-4	.	2-1	2	.	1-20	2
Suits, Craig	12-11	45	36	81	7.5-14	1.0-1	1-0	4	.	.	2
Nelson, Demarco	12-12	52	21	73	4.0-7	.	1-0	2	.	2-6	.
Sizelove, Jake	11-9	40	28	68	6.0-12	.	1-14	.	4	.	.
Martin, Trent	9-9	29	35	64	8.0-20	1.0-6	.	4	1	.	.
Hummingbird, Chris	12-12	24	24	48	8.5-37	4.0-26	.	1	2	1-0	.
Luetjen, Derrick	12-12	15	28	43	7.5-33	2.5-22
Alexander, Derrick	12-12	24	18	42	12.0-72	7.5-58	.	1	5	.	2
Hawkins, Donnell	8-5	12	15	27	1.5-6	.	.	1	2	.	.
Osborne, Mitchell	12-0	17	9	26	1.5-3	1.0-1	.	2	.	.	.
Dobbins, Dwight	9-8	18	6	24	.	.	1-15	2	.	.	.
McDaniel, Austin	10-6	17	6	23	1.5-3	.	1-46	5	.	.	.
Uwaezuoke, Jerry	12-10	8	8	16	4.0-8	0.5-3	.	.	2	.	.
Thomas, Kerwin	10-5	13	2	15	.	.	1-40	2	1	1-0	.
Linscott, Matt	12-0	10	3	13	1-0	1
Gooden, C.J.	8-0	5	7	12	1.5-3
Asiegbu, Zik	8-1	4	7	11	1
Smith, Jeremy	12-0	6	4	10	3.0-24	3.0-24	.	.	2	1-0	1
Todd, Brentom	6-0	4	6	10	3.0-8	.	.	1	.	.	.
Snider, Luke	12-0	3	6	9
Barrow, Will	7-3	8	1	9	.	.	.	3	.	.	.
Celistan, Johnell	12-0	5	3	8	.	.	.	2	.	.	.
Carman, Hayden	9-0	4	3	7	1.5-5
Norman, Shawn	12-0	4	3	7
Williams, Darrell	8-2	5	2	7	0.5-1
Wilson, Petera	12-0	5	1	6
Mitchell, Jordan	10-0	1	5	6
Phillips, Lionel	9-0	2	4	6	1.0-2	0.5-2
White, Bradley	12-0	.	5	5
Rollins, Earl	10-2	3	1	4
Langer, Zack	10-6	3	1	4
Hickman, Matt	12-0	2	1	3
Stafford, Garrett	12-12	2	.	2
Brubaker, Jesse	1-0	.	2	2	0.5-2
Brady, Jeremy	5-0	.	1	1
Riederer, Rob	6-0	.	1	1
Louie, Bishop	12-2	1	.	1
Flanders, James	11-4	1	.	1
Davis, Frankie	12-0	.	1	1
Scott, Colby	12-4	1	.	1
Calcagni, Joseph	4-0	.	1	1
Simon, Rowdy	9-0	.	1	1
Atkinson, Josh	12-7	1	.	1
Sherwood, Conner	2-0	.	1	1
Hanks, Jake	9-0	1	.	1	1
Parks, Dalton	12-0	.	1	1	0.5-0
Lucas, Keevan	12-12	1	.	1
TEAM	7-0	4	.	4	2.0-13	1.0-10	2
TULSA	12-0	455	366	821	77-277	22-153	8-116	32	19	7-26	12
Opponents	12-0	498	426	924	59-222	25-152	18-202	65	14	5-8	6

INTRO

PLAYERS

STAFF

REVIEW

AMERICAN ATHLETIC
CONFERENCE

OPPONENTS

HISTORY

RECORDS

2014 Tulsa Individual Superlatives

- **Longest Run from Scrimmage**
34 yards by Zack Langer vs. SMU
- **Longest Run from Scrimmage for TD**
19 yards by Zack Langer vs. Temple
- **Longest Pass Play**
84 yards by Dane Evans to Keevan Lucas vs. Tulane
- **Longest Pass Play for TD**
84 yards by Dane Evans vs. Keevan Lucas vs. Tulane
- **Longest Kickoff Return**
58 yards by D'Angelo Brewer vs. SMU
- **Longest Punt Return**
21 yards by Conner Floyd vs. Houston
- **Longest Interception Return**
46 yards by Austin McDaniel vs. USF (TD)
- **Longest Punt**
67 yards by Dalton Parks vs. East Carolina
- **Longest Field Goal**
44 yards by Carl Salazar vs. Temple
- **Most Rushing Attempts**
33 by Zack Langer vs. SMU
- **Most Rushing Yards**
167 yards by Zack Langer vs. SMU
- **Most TD's Rushing**
1 by Mandel Dixon & Zack Langer vs. FAU; Zack Langer & Dane Evans vs. Texas State & Houston; Dane Evans vs. Colorado State; Zack Langer vs. Temple; Bishop Louie vs. USF; D'Angelo Brewer & James Flanders vs. East Carolina
- **Most Passing Attempts**
54 by Dane Evans vs. Memphis
- **Most Passes Completed**
31 by Dane Evans vs. Tulane
- **Most Passing Yards**
438 yards by Dane Evans vs. Tulane
- **Most TD Passes Thrown**
5 by Dane Evans vs. SMU
- **Most Yards Total Offense**
429 yards by Dane Evans vs. Tulane
- **Most Offensive Plays**
60 by Dane Evans vs. Memphis
- **Most Passes Caught**
14 by Keevan Lucas vs. Houston
- **Most Yards Receiving**
233 yards by Keevan Lucas vs. Tulane
- **Most TD's Receiving**
3 by Keevan Lucas vs. Tulane
- **Most Points Scored (non-kicking)**
18 by Keevan Lucas vs. Tulane
- **Most Points Scored Kicking**
12 by Carl Salazar vs. Tulane and USF
- **Most Kickoff Returns**
4 by D'Angelo Brewer vs. Temple, Houston and East Carolina
- **Most Kickoff Return Yards**
90 yards by D'Angelo Brewer vs. Houston
- **Most Punt Returns**
2 by Conner Floyd vs. Tulane, Oklahoma and Texas State
- **Most Punt Return Yards**
26 yards by Bishop Louie vs. Colorado State
- **Most Interceptions**
1 by Demarco Nelson vs. Tulane; Kerwin Thomas vs. Colorado State; Craig Suits vs. Temple; Austin McDaniel vs. USF; Michael Mudoh & Jake Sizelove vs. SMU; Michael Mudoh vs. UCF; Dwight Dobbins vs. East Carolina
- **Most Interception Return Yards**
46 yards by Austin McDaniel vs. USF
- **Most Field Goals Scored**
3 by Carl Salazar vs. Tulane and USF
- **Most Punts**
9 by Dalton Parks vs. Memphis
- **Most Punt Yards**
371 yards by Dalton Parks vs. Oklahoma
- **Best Punting Average (min. 2 punts)**
46.4 yards by Dalton Parks vs. Oklahoma (8 punts)

2014 Tulsa/Opponents Season High Lows

Tulsa	Category	Opponents
38 vs. Tulane, SMU	Points Scored	52, Oklahoma
7 vs. Oklahoma, UCF	Low	28, SMU
30 vs. Tulane	First Downs	26, Oklahoma, UCF, East Carolina
11 vs. UCF	Low	17, Colorado State
56 vs. Texas State	Rushing Plays	53, UCF
27 vs. FAU, UCF	Low	30, Tulane
215 vs. SMU	Rushing Yards	261, Oklahoma
62 vs. Memphis	Low	140, USF
54 vs. Memphis	Passes Attempted	44, Tulane
25 vs. SMU	Low	22, Houston
31 vs. Tulane	Passes Completed	28, East Carolina
10 vs. UCF	Low	15, Temple
438 vs. Tulane	Passing Yardage	341, FAU
72 vs. UCF	Low	183, Memphis
96 vs. Texas State	Total Plays	82, UCF
56, UCF	Low	57, Colorado State
592 vs. Tulane	Total Offense	580, Oklahoma
201 vs. UCF	Low	409, Texas State
5 vs. SMU	Total Touchdowns	7, Oklahoma, East Carolina
1 vs. Oklahoma, UCF	Low	4, Tulane, Memphis, SMU
1 vs. Oklahoma, FAU, USF, SMU, UCF	Fumbles Lost	1, Tulane, Colorado State, Temple, USF, Memphis, SMU, UCF
0 vs. Tulane, Texas State, Temple, Memphis, Houston, East Carolina	Low	0, Oklahoma, FAU, Texas State, Houston, ECU



2014 Tulsa Opponent Superlatives

- **Longest Run from Scrimmage**
90 yards by Sherman Badie, Tulane
- **Longest Run from Scrimmage for TD**
90 yards by Sherman Badie, Tulane
- **Longest Pass Play**
85 yards by Mike White to Andre Davis, USF
- **Longest Pass Play for TD**
85 yards by Mike White to Andre Davis, USF
- **Longest Kickoff Return**
59 yards by Jordan Akins, UCF
- **Longest Punt Return**
35 yards by Lucky Whitehead, FAU
- **Longest Interception Return**
38 yards by Geneo Grissom, Oklahoma
- **Longest Punt**
63 yards by Hayden Hunt, Colorado State
- **Longest Field Goal**
53 yards by Jake Elliott, Memphis
- **Most Rushing Attempts**
28 by Brandon Hayes, Memphis;
Matt Davis, SMU
- **Most Rushing Yards**
215 yards by Sherman Badie, Tulane
- **Most TD's Rushing**
4 by Kenneth Farrow, Houston
- **Most Passing Attempts**
44 by Tanner Lee, Tulane
- **Most Passes Completed**
28 by Shane Carden, East Carolina
- **Most Passing Yards**
338 yards by Shane Carden, East Carolina
- **Most TD Passes Thrown**
4 by Shane Carden, East Carolina
- **Most Passes Caught**
9 by Justin Hardy, East Carolina
- **Most Yards Receiving**
178 yards by Rashard Higgins, Colorado State
- **Most Yards Total Offense**
393 yards by Matt Davis, SMU
- **Most Offensive Plays**
60 by Matt Jones, SMU
- **Most Points Scored (non-kicking)**
24 by Rashard Higgins, Colorado State;
Kenneth Farrow, Houston
- **Most Points Scored Kicking**
16 by Jake Elliott, Memphis
- **Most Kickoff Returns**
4 by Rodney Adams, USF
- **Most Kickoff Return Yards**
77 yards by Jordan Akins, UCF
- **Most Punt Returns**
4 by Dee Hart, Colorado State
- **Most Punt Return Yards**
39 yards by Lucky Whitehead, FAU
- **Most Interceptions**
1 by 18 different players
- **Most INT Return Yards**
38 yards by Geneo Grissom, Oklahoma
- **Most Field Goals Scored**
4 by Jake Elliott, Memphis
- **Most Punts**
8 Will Johnson, Texas State
- **Most Punting Yards**
333 yards by Will Johnson, Texas State
- **Best Punting Average (more than 2 punts)**
49.8 yards by Hayden Hunt, Colorado State
(6 punts)

2014 Tulsa Starting Lineups

Offense

Opponent	QB	RB/WR	HB/WR	WR	WR	WR	RT	RG	C	LG	LT
Tulane	Evans	Flanders	Dixon	Atkinson	Garrett	Lucas	Belcher	Gladd	Foxworth	Wallace	Stafford
Oklahoma	Evans	Patterson	Floyd	Atkinson	Garrett	Lucas	Belcher	Gladd	Foxworth	Wallace	Stafford
@ FAU	Evans	Flanders	Floyd	Atkinson	Garrett	Lucas	Belcher	Gladd	Foxworth	Wallace	Stafford
Texas State	Evans	Flanders	Dixon	Atkinson	Garrett	Lucas	Belcher	Gladd	Foxworth	Wallace	Stafford
@ Colorado State	Evans	Flanders	Dixon	Atkinson	Carter	Lucas	Belcher	Gladd	Foxworth	Wallace	Stafford
@ Temple	Evans	Langer	Dixon	Patterson	Garrett	Lucas	Walton	Gladd	Lafortune	Wallace	Stafford
USF	Evans	Langer	Dixon	Patterson	Carter	Lucas	Belcher	Walton	Foxworth	Wallace	Stafford
@ Memphis	Evans	Langer	Dixon	Atkinson	Garrett	Lucas	Belcher	Walton	Uhles	Wallace	Stafford
SMU	Evans	Langer	Scott	Atkinson	Garrett	Lucas	Belcher	Walton	Foxworth	Wallace	Stafford
@ UCF	Evans	Langer	Scott	Atkinson	Garrett	Lucas	Belcher	Walton	Foxworth	Wallace	Stafford
@ Houston	Evans	Langer	Scott	Louie	Garrett	Lucas	Belcher	Walton	Foxworth	Wallace	Stafford
East Carolina	Evans	Brewer	Scott	Louie	Garrett	Lucas	Belcher	Walton	Foxworth	Wallace	Stafford

Defense

Opponent	DE	DT	DT	DE	CANE	MIKE	WILL	BAN	FS	CB	CB
Tulane	Alexander	Uwaezuoke	Luetjen	Hummingbird	Suits	Martin	Hawkins	Mudoh	Nelson	Barrow	Dobbins
Oklahoma	Alexander	Uwaezuoke	Luetjen	Hummingbird	Suits	Martin	Hawkins	Mudoh	Nelson	Barrow	Dobbins
@ FAU	Alexander	Uwaezuoke	Luetjen	Hummingbird	Suits	Martin	Sizelove	Mudoh	Nelson	K. Thomas	Dobbins
Texas State	Alexander	Rollins	Luetjen	Hummingbird	Suits	Martin	Sizelove	Mudoh	Nelson	D. Williams	McDaniel
@ Colorado State	Alexander	Rollins	Luetjen	Hummingbird	Suits	Martin	Sizelove	Mudoh	Nelson	D. Williams	McDaniel
@ Temple	Alexander	Uwaezuoke	Luetjen	Hummingbird	Suits	Martin	Asiegbu	Mudoh	Nelson	Dobbins	McDaniel
USF	Alexander	Uwaezuoke	Luetjen	Hummingbird	Suits	Martin	Sizelove	Mudoh	Nelson	K. Thomas	McDaniel
@ Memphis	Alexander	Uwaezuoke	Luetjen	Hummingbird	Suits	Martin	Sizelove	Mudoh	Nelson	Barrow	Dobbins
SMU	Alexander	Uwaezuoke	Luetjen	Hummingbird	Suits	Martin	Sizelove	Mudoh	Nelson	K. Thomas	Dobbins
@ UCF	Alexander	Uwaezuoke	Luetjen	Hummingbird	Suits	Hawkins	Sizelove	Mudoh	Nelson	K. Thomas	Dobbins
@ Houston	Alexander	Uwaezuoke	Luetjen	Hummingbird	Suits	Hawkins	Sizelove	Mudoh	Nelson	K. Thomas	McDaniel
East Carolina	Alexander	Uwaezuoke	Luetjen	Hummingbird	Suits	Hawkins	Sizelove	Mudoh	Nelson	Dobbins	McDaniel

INTRO

PLAYERS

STAFF

REVIEW

AMERICAN ATHLETIC
CONFERENCE

OPPONENTS

HISTORY

RECORDS

2014 Team Game-By-Game Summaries

	TU	TLN
First Downs	30	22
Total Net Yards	592	519
Offensive Plays	89	74
Yards Per Play	6.7	7.0
Rushes/Net Yards	36-154	30-254
Net Passing Yards	438	262
Passes Comp/Att/Int	31-53-2	22-44-1
Touchdown Passes	4	3
Punts/Average	3-42.7	5-33.0
Penalties/Yards	9-90	9-96
Fumbles/Lost	0-0	1-1
Sacks by	1-11	1-10
3rd Down Conv/Att.	9-19	8-16
4th Down Conv/Att.	1-1	0-0
Possession Time	30:59	29:01

	TU	OU
First Downs	23	26
Total Net Yards	328	580
Offensive Plays	84	69
Yards Per Play	3.9	8.4
Rushes/Net Yards	34-94	31-261
Net Passing Yards	234	319
Passes Comp/Att/Int	27-50-3	24-38-0
Touchdown Passes	1	2
Punts/Average	8-46.4	6-39.3
Penalties/Yards	6-62	5-60
Fumbles/Lost	1-1	1-0
Sacks by	1-11	2-13
3rd Down Conv/Att.	6-19	7-14
4th Down Conv/Att.	2-3	0-0
Possession Time	32:50	27:10

	TU	FAU
First Downs	24	18
Total Net Yards	363	518
Offensive Plays	79	65
Yards Per Play	4.6	8.0
Rushes/Net Yards	27-94	42-177
Net Passing Yards	269	341
Passes Comp/Att/Int	24-52-2	18-23-0
Touchdown Passes	1	4
Punts/Average	7-41.9	6-35.2
Penalties/Yards	5-25	4-37
Fumbles/Lost	2-1	1-0
Sacks by	1-10	4-30
3rd Down Conv/Att.	7-17	5-15
4th Down Conv/Att.	1-1	0-0
Possession Time	25:55	34:05

	TU	TXST
First Downs	25	21
Total Net Yards	434	409
Offensive Plays	96	80
Yards Per Play	4.5	5.1
Rushes/Net Yards	56-200	49-181
Net Passing Yards	234	228
Passes Comp/Att/Int	23-40-1	21-31-0
Touchdown Passes	2	2
Punts/Average	7-44.3	8-41.6
Penalties/Yards	4-34	7-77
Fumbles/Lost	2-0	1-0
Sacks by	2-17	4-14
3rd Down Conv/Att.	8-21	5-16
4th Down Conv/Att.	3-4	2-2
Possession Time	34:24	25:36

	TU	CSU
First Downs	19	17
Total Net Yards	390	532
Offensive Plays	80	57
Yards Per Play	4.9	9.3
Rushes/Net Yards	45-127	31-234
Net Passing Yards	263	298
Passes Comp/Att/Int	18-35-2	16-26-1
Touchdown Passes	1	4
Punts/Average	8-40.9	6-49.8
Penalties/Yards	4-30	7-74
Fumbles/Lost	1-1	2-1
Sacks by	2-17	6-28
3rd Down Conv/Att.	7-19	8-15
4th Down Conv/Att.	1-2	0-0
Possession Time	34:03	25:57

	TU	TEM
First Downs	24	21
Total Net Yards	438	497
Offensive Plays	86	66
Yards Per Play	5.1	7.5
Rushes/Net Yards	50-178	35-203
Net Passing Yards	260	294
Passes Comp/Att/Int	21-36-0	15-31-1
Touchdown Passes	2	2
Punts/Average	6-43.2	5-36.2
Penalties/Yards	8-108	5-30
Fumbles/Lost	0-0	2-1
Sacks by	2-14	1-7
3rd Down Conv/Att.	6-18	1-12
4th Down Conv/Att.	0-4	2-4
Possession Time	36:34	23:26

	TU	USF
First Downs	20	19
Total Net Yards	488	412
Offensive Plays	75	58
Yards Per Play	6.5	7.1
Rushes/Net Yards	41-174	32-140
Net Passing Yards	314	272
Passes Comp/Att/Int	22-34-0	17-26-1
Touchdown Passes	1	3
Punts/Average	5-37.0	5-46.4
Penalties/Yards	11-114	7-77
Fumbles/Lost	1-1	1-1
Sacks by	2-16	1-5
3rd Down Conv/Att.	6-16	5-12
4th Down Conv/Att.	0-1	0-0
Possession Time	33:03	26:57

	TU	MEM
First Downs	22	23
Total Net Yards	411	426
Offensive Plays	88	72
Yards Per Play	4.7	5.9
Rushes/Net Yards	34-62	41-243
Net Passing Yards	349	183
Passes Comp/Att/Int	28-54-0	18-31-0
Touchdown Passes	2	0
Punts/Average	9-38.2	5-38.0
Penalties/Yards	11-111	4-40
Fumbles/Lost	1-0	3-1
Sacks by	0-0	3-20
3rd Down Conv/Att.	8-20	6-17
4th Down Conv/Att.	0-2	0-0
Possession Time	33:56	26:04

	TU	SMU
First Downs	26	21
Total Net Yards	501	464
Offensive Plays	72	75
Yards Per Play	7.0	6.2
Rushes/Net Yards	47-215	43-252
Net Passing Yards	286	212
Passes Comp/Att/Int	16-25-0	21-32-2
Touchdown Passes	5	1
Punts/Average	4-39.2	5-41.8
Penalties/Yards	5-40	9-58
Fumbles/Lost	1-1	2-1
Sacks by	4-22	2-20
3rd Down Conv/Att.	8-14	8-16
4th Down Conv/Att.	0-1	1-1
Possession Time	29:56	30:04

	TU	UCF
First Downs	11	26
Total Net Yards	201	506
Offensive Plays	56	82
Yards Per Play	3.6	6.2
Rushes/Net Yards	27-129	53-215
Net Passing Yards	72	291
Passes Comp/Att/Int	10-29-3	16-29-1
Touchdown Passes	1	3
Punts/Average	8-43.8	2-39.5
Penalties/Yards	6-64	1-5
Fumbles/Lost	0-0	1-1
Sacks by	3-11	0-0
3rd Down Conv/Att.	3-12	8-18
4th Down Conv/Att.	0-1	2-3
Possession Time	22:58	37:02

	TU	UH
First Downs	25	21
Total Net Yards	416	471
Offensive Plays	76	64
Yards Per Play	5.5	7.4
Rushes/Net Yards	35-158	42-246
Net Passing Yards	258	225
Passes Comp/Att/Int	28-41-3	17-22-0
Touchdown Passes	2	1
Punts/Average	1-43.0	3-39.3
Penalties/Yards	4-35	5-47
Fumbles/Lost	0-0	0-0
Sacks by	2-13	1-5
3rd Down Conv/Att.	5-12	5-12
4th Down Conv/Att.	2-4	2-2
Possession Time	33:11	26:49

	TU	ECU
First Downs	21	26
Total Net Yards	388	510
Offensive Plays	77	79
Yards Per Play	5.0	6.5
Rushes/Net Yards	45-189	37-172
Net Passing Yards	199	338
Passes Comp/Att/Int	15-32-2	28-42-1
Touchdown Passes	1	4
Punts/Average	4-44.0	3-37.0
Penalties/Yards	5-55	8-42
Fumbles/Lost	0-0	1-0
Sacks by	0-0	2-11
3rd Down Conv/Att.	5-16	9-17
4th Down Conv/Att.	1-4	2-4
Possession Time	31:06	28:54



2014 Game-By-Game Offensive Statistics

Rushing	Brewer	Dickerson	Flanders	Evans	Lucas	Langer	Simon	Calcagni	Dixon	Louie
Opponent	A-Yds-Td	A-Yds-Td	A-Yds-Td	A-Yds-Td	A-Yds-Td	A-Yds-Td	A-Yds-Td	A-Yds-Td	A-Yds-Td	A-Yds-Td
Tulane	4-11-0	15-84-0	8-32-0	6/-9/0	3-36-0	inj	0-0-0	dnp	0-0-0	0-0-0
Oklahoma	8-26-0	0-0-0	13-54-0	7/-20/0	0-0-0	4-21-0	1-2-0	1-11-0	0-0-0	0-0-0
@ FAU	1-0-0	inj	9-48-0	6/-18/0	1-13-0	9-48-1	0-0-0	0-0-0	1-3-1	0-0-0
Texas State	0-0-0	4-7-0	21-112-0	5/-13/1	1/-2/0	20-82-1	inj	dnp	5-14-0	0-0-0
@ Colorado State	1-2-0	2/-3/0	6-19-0	16-22-1	0-0-0	16-72-0	dnp	3-5-0	0-0-0	1-10-0
@ Temple	0-0-0	0-0-0	14-51-0	5-14-0	1-0-0	30-113-1	dnp	dnp	0-0-0	0-0-0
USF	0-0-0	5-7-0	2-14-0	4-2-0	0-0-0	26-100-0	0-0-0	dnp	1-0-0	3-51-1
@ Memphis	1-2-0	5-17-0	2-5-0	6/-5/0	0-0-0	20-43-0	0-0-0	dnp	0-0-0	0-0-0
SMU	6-33-0	3-20-0	1-0-0	4/-5/0	0-0-0	33-167-0	0-0-0	dnp	inj	0-0-0
@ UCF	5-12-0	inj	3-24-0	6-25-0	1-19-0	9-31-0	0-0-0	2-0-0	inj	1-18-0
@ Houston	0-0-0	inj	dnp	6-39-1	0-0-0	29-124-1	0-0-0	dnp	inj	0-0-0
East Carolina	13-42-1	inj	23-97-1	6-31-0	0-0-0	inj	0-0-0	dnp	inj	2-21-0

Passing	Evans	Calcagni
Opponent	C-A-I-Yds-Td	C-A-I-Yds-Td
Tulane	31-53-2-438-4	dnp
Oklahoma	23-43-2-204-1	4-7-1-30-0
@ FAU	24-49-2-269-1	0-3-0-0-0
Texas State	23-40-1-234-2	dnp
@ Colorado State	16-29-2-222-1	2-6-0-41-0
@ Temple	21-36-0-260-2	dnp
USF	22-34-0-314-1	dnp
@ Memphis	28-54-0-349-2	dnp
SMU	16-24-0-286-5	dnp
@ UCF	9-28-3-69-1	1-1-0-3-0
@ Houston	28-40-3-258-2	dnp
East Carolina	15-32-2-199-1	dnp

Receiving	Atkinson	Dickerson	Flanders	Floyd	Garrett	Lucas	Louie	Dixon	Carter
Opponent	R-Yds-Td	R-Yds-Td	R-Yds-Td	R-Yds-Td	R-Yds-Td	R-Yds-Td	R-Yds-Td	R-Yds-Td	R-Yds-Td
Tulane	7-80-0	1-14-0	2/-1/0	3-25-1	5-87-0	13-233-3	0-0-0	0-0-0	dnp
Oklahoma	1-9-0	1/-7/0	0-0-0	2-24-0	4-55-0	10-84-1	4-34-0	2-24-0	1-6-0
@ FAU	7-85-0	inj	1-19-0	4-26-1	4-55-0	5-55-0	1-11-0	1-6-0	1-12-0
Texas State	1-0-0	0-0-0	0-0-0	2-25-1	8-117-0	9-67-1	0-0-0	2-23-0	0-0-0
@ Colorado State	4-22-0	1/-2/0	0-0-0	1-8-0	inj	7-101-1	2-26-0	0-0-0	0-0-0
@ Temple	2-43-0	0-0-0	1-17-0	0-0-0	5-58-0	9-109-1	0-0-0	1-9-1	0-0-0
USF	2-30-0	2-9-0	0-0-0	3-16-0	inj	11-160-1	2-44-0	0-0-0	0-0-0
@ Memphis	4-49-0	1-9-0	1-7-0	1-12-0	5-52-1	11-120-0	2-40-0	0-0-0	0-0-0
SMU	2-31-0	0-0-0	0-0-0	0-0-0	4-96-2	4-88-2	4-49-1	inj	0-0-0
@ UCF	3-19-0	inj	0-0-0	0-0-0	4-30-0	2-20-1	1-3-0	inj	0-0-0
@ Houston	1-17-0	inj	dnp	1-5-0	5-86-1	14-97-0	5-50-0	inj	0-0-0
East Carolina	1-31-0	inj	0-0-0	1/-2-0	3-62-1	6-85-0	2-17-0	inj	1-6-0

Receiving	Patterson	Epps	Langer	Umblance	Brewer	Scott
Opponent	R-Yds-Td	R-Yds-Td	R-Yds-Td	R-Yds-Td	R-Yds-Td	R-Yds-Td
Tulane	0-0-0	0-0-0	inj	dnp	0-0-0	0-0-0
Oklahoma	1-3-0	1-2-0	0-0-0	dnp	0-0-0	0-0-0
@ FAU	inj	0-0-0	0-0-0	dnp	0-0-0	0-0-0
Texas State	inj	0-0-0	1-2-0	dnp	0-0-0	0-0-0
@ Colorado State	2-87-0	0-0-0	0-0-0	0-0-0	1-21-0	0-0-0
@ Temple	1-8-0	0-0-0	1-5-0	0-0-0	1-11-0	0-0-0
USF	2-55-0	0-0-0	0-0-0	0-0-0	0-0-0	0-0-0
@ Memphis	1-28-1	0-0-0	0-0-0	0-0-0	2-32-0	0-0-0
SMU	2-31-0	0-0-0	0-0-0	dnp	0-0-0	0-0-0
@ UCF	0-0-0	0-0-0	0-0-0	0-0-0	0-0-0	0-0-0
@ Houston	0-0-0	1-1-1	1-2-0	0-0-0	0-0-0	0-0-0
East Carolina	0-0-0	0-0-0	inj	0-0-0	0-0-0	1-0-0

INTRO

PLAYERS

STAFF

REVIEW

AMERICAN ATHLETIC
CONFERENCE

OPPONENTS

HISTORY

RECORDS

2014 Game-By-Game Tackle Chart

Defense	TLN S-AT	OU S-AT	FAU S-AT	TXST S-AT	CSU S-AT	TEM S-AT	USF S-AT	MEM S-AT	SMU S-AT	UCF S-AT	UH S-AT	ECU S-AT
Secondary												
Barrow	3-0	2-1	1-0	inj	inj	inj	inj	2-0	0-0	0-0	dnp	0-0
Celistan	0-0	2-2	0-1	0-0	0-0	0-0	1-0	0-0	0-0	0-0	0-0	2-0
Dobbins	5-2	1-0	1-0	inj	inj	3-0	1-0	2-1	1-2	2-1	dnp	2-0
Linscott	0-0	0-0	1-0	1-0	0-2	1-0	1-0	1-0	1-0	2-1	0-0	2-0
McDaniel	1-0	1-0	2-1	3-2	1-0	3-0	3-1	inj	inj	1-0	2-2	0-0
Mitchell	dnp	dnp	1-4	0-0	0-0	0-0	0-0	0-1	0-0	0-0	0-0	0-0
Mudoh	0-10	3-4	5-9	5-5	1-2	8-1	4-5	9-3	4-8	4-5	5-6	7-0
Nelson	8-1	2-2	3-1	4-3	3-0	6-2	3-0	7-0	5-3	4-3	2-6	5-0
Norman	0-0	0-0	0-0	1-0	1-0	1-1	0-2	0-0	0-0	0-0	1-0	0-0
K. Thomas	dnp	0-0	0-0	1-1	1-0	1-0	1-0	2-0	2-0	2-0	3-1	inj
M. Thomas	dnp	0-0	inj	inj	inj	inj	dnp	dnp	dnp	dnp	dnp	dnp
White, B.	0-0	0-1	0-1	0-0	0-0	0-0	0-1	0-0	0-0	0-0	0-1	0-0
Williams, D	0-0	0-0	0-0	4-1	1-0	dnp	dnp	dnp	0-0	0-0	0-1	dnp
Linebackers												
Asiegbu	0-0	0-0	0-1	0-0	2-5	1-0	dnp	0-0	dnp	1-1	inj	inj
Gooden	dnp	0-0	1-3	dnp	0-0	3-3	0-0	0-0	0-1	1-0	inj	inj
Hawkins	1-1	0-1	0-1	dnp	dnp	dnp	dnp	0-0	2-1	6-5	1-5	2-1
Hickman	1-0	0-1	0-0	0-0	0-0	0-0	0-0	0-0	0-0	0-0	0-0	1-0
Martin	5-7	1-8	5-4	3-4	4-2	5-3	1-5	3-1	2-1	inj	inj	inj
Osborne	0-0	0-0	2-2	1-1	1-2	0-0	0-0	5-0	5-1	0-0	1-3	2-0
Sherwood	dnp	dnp	dnp	dnp	dnp	dnp	dnp	0-0	0-1	dnp	dnp	dnp
Sizelove	0-0	2-3	2-2	3-3	3-4	inj	1-3	5-1	2-1	7-3	3-6	12-2
Snider	0-0	1-0	0-1	0-0	0-0	0-0	0-0	1-0	0-1	0-1	1-2	0-0
Suits	3-3	6-2	3-7	5-3	3-1	2-1	3-3	4-1	3-4	4-3	3-7	6-1
Line												
D. Alexander	2-1	1-2	0-3	5-0	2-0	1-1	2-1	2-1	3-2	2-2	1-4	3-1
Brubaker	inj	inj	0-2	inj	inj	inj	inj	inj	inj	inj	inj	inj
Carman	0-1	0-0	1-1	dnp	1-0	0-0	dnp	0-0	dnp	2-1	0-0	0-0
Davis, F.	0-0	0-0	0-0	0-1	0-0	0-0	0-0	0-0	0-0	0-0	0-0	0-0
Hanks	0-0	0-0	1-0	0-0	0-0	0-0	0-0	0-0	0-0	inj	inj	inj
Hummingbird	0-4	1-2	0-2	4-2	3-2	2-1	0-1	1-1	3-2	5-3	3-3	2-1
Luetjen	0-1	1-1	0-5	0-3	0-3	1-1	3-2	2-0	0-1	2-4	2-5	4-2
Phillips	inj	0-0	0-1	0-0	inj	inj	0-0	1-0	1-3	inj	inj	0-0
Rollins	0-1	0-0	0-0	1-0	0-0	1-0	0-0	0-0	1-0	0-0	dnp	dnp
Smith, J.	1-0	0-0	0-0	1-0	1-0	0-0	0-0	1-0	0-1	2-1	0-2	0-0
Todd	1-0	1-0	0-2	1-3	0-1	1-0	inj	inj	inj	inj	inj	inj
Uwaezuoke	0-0	0-0	0-0	0-1	1-2	1-0	1-1	1-1	0-0	1-3	0-0	3-0
P. Wilson	0-0	0-0	0-0	0-0	1-0	0-0	1-0	0-0	1-1	0-0	1-0	1-0
Others												
Atkinson	0-0	0-0	1-0	0-0	0-0	0-0	0-0	0-0	0-0	0-0	0-0	0-0
Brady	dnp	0-0	0-0	dnp	dnp	0-0	0-1	inj	dnp	0-0	dnp	dnp
Calcagni	dnp	0-1	0-0	dnp	0-0	dnp	dnp	dnp	dnp	0-0	dnp	dnp
Langer	dnp	0-1	1-0	0-0	1-0	0-0	0-0	0-0	0-0	0-0	1-0	inj
Lucas	0-0	0-0	0-0	0-0	0-0	0-0	0-0	0-0	0-0	1-0	0-0	0-0
Louie	0-0	0-0	0-0	0-0	0-0	0-0	0-0	0-0	0-0	0-0	0-0	1-0
Parks	0-0	0-0	0-0	0-1	0-0	0-0	0-0	0-0	0-0	0-0	0-0	0-0
Reiderer	dnp	dnp	dnp	dnp	dnp	0-0	0-0	0-0	0-0	0-1	0-0	0-0
Scott	0-0	0-0	0-0	1-0	0-0	0-0	0-0	0-0	0-0	0-0	0-0	0-0
Stafford	0-0	0-0	0-0	0-0	1-0	0-0	0-0	0-0	0-0	1-0	0-0	0-0
Simon	0-0	0-0	0-0	dnp	dnp	dnp	0-0	0-1	0-0	0-0	0-0	0-0



2014 Player Participation Chart

#	Player	GP/GS	TLN	OU	FAU	TXST	CSU	TEM	USF	MEM	SMU	UCF	HOU	ECU
47	Abbott, B.	1/0	XXX
54	Alexander, D.	12/12	START	START	START	START	START	START	START	START	START	START	START	START
42	Asiegbu, Z.	8/1	...	XXX	XXX	XXX	XXX	START	...	XXX	XXX	XXX
88	Atkinson, J.	12/8	START	START	START	START	START	XXX	XXX	START	START	START	XXX	XXX
23	Barrow, W.	7/3	START	START	XXX	START	XXX	XXX	...	XXX
78	Belcher, B.	11/11	START	START	START	START	START	...	START	START	START	START	START	START
73	Boyd, R.	4/0	...	XXX	XXX	XXX	XXX	XXX
22	Brady, J.	5/0	...	XXX	XXX	XXX	XXX	XXX
4	Brewer, D.	12/1	XXX	XXX	XXX	XXX	XXX	XXX	XXX	XXX	XXX	XXX	XXX	START
8	Brubaker, J.	1/0	XXX
18	Calcagni, J.	4/0	...	XXX	XXX	...	XXX	XXX
95	Carman, H.	9/0	XXX	XXX	XXX	...	XXX	XXX	...	XXX	...	XXX	XXX	XXX
84	Carter, N.	11/2	...	XXX	XXX	XXX	START	XXX	START	XXX	XXX	XXX	XXX	XXX
7	Celistan, J.	12/0	XXX	XXX	XXX	XXX	XXX	XXX	XXX	XXX	XXX	XXX	XXX	XXX
90	Davis, F.	12/0	XXX	XXX	XXX	XXX	XXX	XXX	XXX	XXX	XXX	XXX	XXX	XXX
28	Dickerson, T.	8/0	XXX	XXX	...	XXX	XXX	XXX	XXX	XXX	XXX
16	Dixon, M.	8/6	START	XXX	XXX	START	START	START	START	START
9	Dobbins, D.	9/8	START	START	START	START	XXX	START	START	START	...	START
86	Epps, Z.	12/0	XXX	XXX	XXX	XXX	XXX	XXX	XXX	XXX	XXX	XXX	XXX	XXX
9	Evans, D.	12/12	START	START	START	START	START	START	START	START	START	START	START	START
20	Flanders, J.	11/4	START	XXX	START	START	START	XXX	XXX	XXX	XXX	XXX	...	XXX
80	Floyd, C.	12/2	XXX	START	START	XXX	XXX	XXX	XXX	XXX	XXX	XXX	XXX	XXX
54	Floyd, J.	12/0	XXX	XXX	XXX	XXX	XXX	XXX	XXX	XXX	XXX	XXX	XXX	XXX
57	Foxworth, D.	10/10	START	START	START	START	START	...	START	...	START	START	START	START
1	Garrett, K.	10/10	START	START	START	START	...	START	...	START	START	START	START	START
68	Gladd, G.	11/6	START	START	START	START	START	START	XXX	XXX	XXX	...	XXX	XXX
59	Gooden, C.J.	8/0	XXX	...	XXX	...	XXX	XXX	XXX	XXX	XXX	XXX
91	Hanks, J.	9/0	XXX	XXX	XXX	XXX	XXX	XXX	XXX	XXX	XXX
3	Hawkins, D.	8/5	START	START	XXX	XXX	XXX	START	START	START
55	Hickman, M.	12/0	XXX	XXX	XXX	XXX	XXX	XXX	XXX	XXX	XXX	XXX	XXX	XXX
18	Higuera, R.	12/0	XXX	XXX	XXX	XXX	XXX	XXX	XXX	XXX	XXX	XXX	XXX	XXX
46	Hummingbird, C.	12/12	START	START	START	START	START	START	START	START	START	START	START	START
19	Jones, R.	7/0	XXX	XXX	XXX	XXX	XXX	XXX	XXX
52	Lafortune, B.	4/1	...	XXX	XXX	...	XXX	START
24	Langer, Z.	10/6	...	XXX	XXX	XXX	XXX	START	START	START	START	START	START	...
38	Linscott, M.	12/0	XXX	XXX	XXX	XXX	XXX	XXX	XXX	XXX	XXX	XXX	XXX	XXX
27	Louie, B.	12/2	XXX	XXX	XXX	XXX	XXX	XXX	XXX	XXX	XXX	XXX	START	START
2	Lucas, K.	12/12	START	START	START	START	START	START	START	START	START	START	START	START
99	Luetjen, D.	12/12	START	START	START	START	START	START	START	START	START	START	START	START
34	Luetjen, M.	1/0	XXX
40	Martin, T.	9/9	START	START	START	START	START	START	START	START	START
42	McClendon, D.	1/0	XXX
37	McDaniel, A.	10/6	XXX	XXX	XXX	START	START	START	START	XXX	START	START
13	Mitchell, J.	10/0	XXX	XXX	XXX	XXX	XXX	XXX	XXX	XXX	XXX	XXX
1	Mudoh, M.	12/12	START	START	START	START	START	START	START	START	START	START	START	START
20	Nelson, D.	12/12	START	START	START	START	START	START	START	START	START	START	START	START
10	Norman, S.	12/0	XXX	XXX	XXX	XXX	XXX	XXX	XXX	XXX	XXX	XXX	XXX	XXX
32	Osborne, M.	12/0	XXX	XXX	XXX	XXX	XXX	XXX	XXX	XXX	XXX	XXX	XXX	XXX
26	Parks, D.	12/0	XXX	XXX	XXX	XXX	XXX	XXX	XXX	XXX	XXX	XXX	XXX	XXX
11	Patterson, D.	10/3	XXX	START	XXX	START	START	XXX	XXX	XXX	XXX	XXX
75	Phillips, L.	9/0	...	XXX	XXX	XXX	...	XXX	XXX	XXX	XXX	...	XXX	XXX
94	Plagg, E.	10/0	XXX	XXX	XXX	XXX	XXX	XXX	XXX	XXX	XXX	XXX
33	Riederer, R.	6/0	...	XXX	...	XXX	XXX	XXX	XXX	XXX	...
56	Rollins, E.	10/2	XXX	XXX	XXX	START	START	XXX	XXX	XXX	XXX	XXX
29	Salazar, C.	12/0	XXX	XXX	XXX	XXX	XXX	XXX	XXX	XXX	XXX	XXX	XXX	XXX
48	Scott, C.	12/4	XXX	XXX	XXX	XXX	XXX	XXX	XXX	XXX	START	START	START	START
43	Sherwood, C.	2/0	XXX	XXX
85	Shindelar, K.	6/0	XXX	XXX	XXX	XXX	XXX	XXX
6	Showels, C.	1/0	XXX
21	Simon, R.	9/0	XXX	XXX	XXX	XXX	XXX	XXX	XXX	XXX	XXX
53	Sizelove, J.	11/9	XXX	XXX	START	START	START	...	START	START	START	START	START	START
98	Smith, J.	12/0	XXX	XXX	XXX	XXX	XXX	XXX	XXX	XXX	XXX	XXX	XXX	XXX
30	Snider, L.	12/0	XXX	XXX	XXX	XXX	XXX	XXX	XXX	XXX	XXX	XXX	XXX	XXX
39	Soper, P.	4/0	XXX	XXX	XXX	XXX
76	Stafford, G.	12/12	START	START	START	START	START	START	START	START	START	START	START	START
25	Suits, C.	12/12	START	START	START	START	START	START	START	START	START	START	START	START
2	Thomas, K.	10/5	...	XXX	START	XXX	XXX	XXX	START	XXX	START	START	START	...
12	Thomas, M.	2/0	XXX	XXX
97	Todd, B.	6/0	XXX	XXX	XXX	XXX	XXX	XXX
53	Uhles, Z.	5/1	XXX	XXX	...	START	XXX	XXX
10	Umblance, D.	8/0	XXX	XXX	XXX	XXX	XXX	...	XXX	XXX	XXX
70	Uwaezuoke, J.	12/10	START	START	START	XXX	XXX	START	START	START	START	START	START	START
63	Wallace, C.	12/12	START	START	START	START	START	START	START	START	START	START	START	START
75	Walton, D.	12/7	XXX	XXX	XXX	XXX	XXX	START	START	START	START	START	START	START
49	White, B.	12/0	XXX	XXX	XXX	XXX	XXX	XXX	XXX	XXX	XXX	XXX	XXX	XXX
6	Williams, D.	8/2	XXX	XXX	XXX	START	START	XXX	XXX	XXX	...
44	Wilson, P.	12/0	XXX	XXX	XXX	XXX	XXX	XXX	XXX	XXX	XXX	XXX	XXX	XXX
82	Wilson, T.	3/0	XXX	XXX	XXX

INTRO

PLAYERS

STAFF

REVIEW


AMERICAN ATHLETIC CONFERENCE

OPPONENTS

HISTORY

RECORDS

NOTES





Navy, led by quarterback Keenan Reynolds, is new to the American Athletic Conference in 2015 and will play in the same West Division as Tulsa.

AMERICAN ATHLETIC CONFERENCE

INSIDE

American Athletic Conference Profile	78	The American Bowl Lineup	84
2014 Conference Standings	79	2015-16 College Football Bowl Schedule	85
2014 Conference Team Stats	80-81	Notes Page	86
2014 Conference Individual Stats	81-82		
2015 American Athletic Conference Composite Schedule	83		

American Athletic Conference

#AMERICANRISING

In the course of its first two seasons, the American Athletic Conference has taken a place at the forefront of intercollegiate athletics, earning a collection of national team and individual championships and football postseason wins that place The American among the elite Division I conferences.

The American consists of 12 prestigious institutions: the University of Central Florida, the University of Cincinnati, East Carolina University, the University of Connecticut, the University of Houston, the University of Memphis, the U.S. Naval Academy (in football only), the University of South Florida, Southern Methodist University, Temple University, Tulane University and the University of Tulsa.

Under the leadership of commissioner Mike Aresco, the American Athletic Conference has written an impressive list of accomplishments, both in and out of the competitive arena.

The league has produced three NCAA championship teams – UConn men’s basketball in 2014 and UConn women’s basketball in 2014 and 2015 – and two individuals who have won NCAA titles, most recently SMU’s Bryson Dechambeau, who was the 2015 national champion in men’s golf. Additionally, American Athletic Conference teams have advanced

to the College World Series, the semifinal and final rounds of the NIT and the match play round of the NCAA Men’s Golf Championship. Half of the conference’s baseball-playing members reached the NCAA Championship in 2015, while The American had the best men’s basketball postseason record of any conference in 2014, when conference teams were a combined 13-4. Teams from The American have registered top-10 national rankings in football, men’s basketball, women’s basketball, baseball, men’s soccer and men’s golf.

The American is quickly making its mark in professional sports as well, beginning with the selection of UCF quarterback Blake Bortles by the Jacksonville Jaguars with the No. 3 pick in the 2014 NFL Draft.

More recently, a number of American Athletic Conference athletes have been selected in the first round of the professional entry drafts in football, basketball, baseball and soccer. UConn’s Cyle Larin was the No. 1 overall pick in the 2015 Major League Soccer SuperDraft as he was chosen by Orlando City SC. UCF’s Romario Williams was taken by the Montreal Impact at No. 3, giving The American two of the top three picks in the draft. UConn’s Sergio Campbell went at No. 19 to the Columbus Crew as the third pick from the conference in the first round.

In the 2015 NFL Draft, UCF’s Breshad Perriman and UConn’s Byron Jones were selected consecutively in

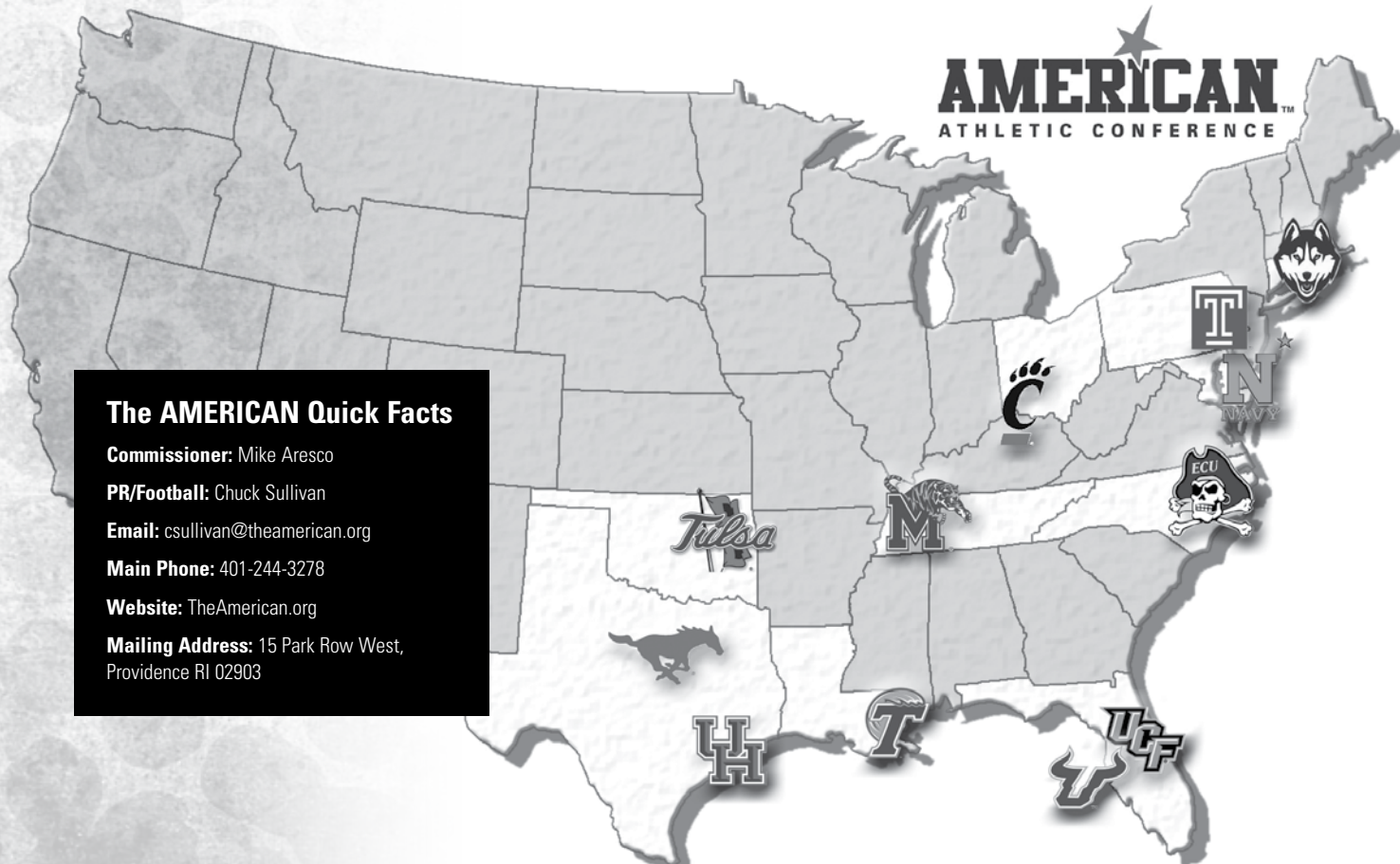
the first round – Perriman to the Baltimore Ravens at No. 26 overall and Jones to the Dallas Cowboys at No. 27. It was the second straight year in which The American had at least two first-round selections.

UConn’s Kaleena Mosqueda-Lewis was selected by the Seattle Storm with the No. 3 pick in the 2015 WNBA Draft, while UConn’s Kiah Stokes went 11th overall to the New York Liberty.

Cincinnati outfielder Ian Happ, the 2015 American Athletic Conference Player of the Year, was chosen by the Chicago Cubs with the No. 9 overall pick in the 2015 Major League Baseball Draft.

In football, two American Athletic Conference football teams were ranked in the top 15 of the final 2013 Associated Press poll, while Memphis finished the season in the top 25 of the 2014 polls as Tigers tied UCF and Cincinnati for the conference title. Six of the 12 teams that compete in The American in 2015 played in bowl games to cap the 2014 season as Memphis, Houston and Navy earned postseason victories.

Teams in The American have enjoyed almost unprecedented success since the conference’s formation. Memphis finished with 10 wins in football for the first time since 1938. SMU advanced to the NCAA Men’s Basketball Championship for the first time since 1993. UCF and Houston have both achieved



The AMERICAN Quick Facts

Commissioner: Mike Aresco

PR/Football: Chuck Sullivan

Email: csullivan@theamerican.org

Main Phone: 401-244-3278

Website: TheAmerican.org

Mailing Address: 15 Park Row West,
Providence RI 02903



top-10 rankings in baseball in the past two years. USF finished the 2014-15 season at No. 8 in the final men's golf national ranking. The UConn women's basketball team won its NCAA-record ninth and 10th national championships as a member of The American.

The American Athletic Conference holds media rights partnerships with ESPN and CBS Sports which give the conference outstanding national exposure on the two industry leaders in sports television. The football portion of the contract calls for nearly 90 percent of conference-controlled games on national broadcast or national cable platforms. The first American Athletic Conference Football Championship, which will be played Dec. 5, 2015, will be carried on either ABC or ESPN on Championship Saturday.

In men's basketball, the television deal calls for all conference-controlled games to be televised, with more than 63 percent slotted for national broadcast or national cable – a minimum of 107 games. The entire postseason tournament will be televised, including the championship game, which will be on ABC or ESPN. Sixty percent of the American's women's basketball games will be carried on national cable, regional sports networks or ESPN3, while the conference has a multi-year agreement with CBS Sports Network for coverage of select baseball games.

American Athletic Conference teams have access to the pinnacle of college football's postseason structure. An American representative would be



chosen for the College Football Playoff semifinals if it is among the top four teams in the CFP selection committee's final ranking. Otherwise, the league would place its champion in either the Vizio Fiesta Bowl or the Chick-fil-A Peach Bowl if it is ranked higher than the champions of Conference USA, the Mid-American Conference, the Mountain West Conference and the Sun Belt Conference.

Additionally, The American holds primary or secondary partnerships with 12 bowls for the current six-year cycle, ensuring multiple annual matchups against the nation's top conferences and providing desirable postseason destinations to member institutions and their fans.

The American Athletic Conference administers to its membership from a state-of-the-art office located in Providence, R.I. The location of the conference headquarters – just steps from the city's Amtrak station and 10 minutes from T.F. Green International Airport – gives the conference easy access to its member schools.

The conference headquarters is equipped with a complete video production studio, serving as the home of the American Digital Network, and small- and large-scale meeting rooms to accommodate the many coaches' and administrators' meetings held on-site each year.

2014 American Athletic Conference Final Standings

SCHOOL	AMERICAN						OVERALL								
	W-L	PCT	PF	PA	H	A	W-L	PCT	PF	PA	H	A	N	STREAK	
Memphis	7-1	.875	279	122	3-1	4-0	10-3	.769	471	253	5-1	4-2	1-0	Won 7	
UCF	7-1	.875	232	120	4-0	4-1	9-4	.692	365	249	6-0	3-2	0-2	Lost 1	
Cincinnati	7-1	.875	274	158	3-1	4-0	9-4	.692	442	354	5-1	4-2	0-1	Lost 1	
East Carolina	5-3	.625	273	206	3-1	2-2	8-5	.615	466	336	5-1	3-3	0-1	Lost 1	
Houston	5-3	.625	226	160	2-2	3-1	8-5	.615	387	268	4-3	3-2	1-0	Won 1	
Temple	4-4	.500	144	142	2-2	2-2	6-6	.500	277	210	3-3	3-3	0-0	Won 1	
USF	3-5	.375	126	193	1-3	2-2	4-8	.333	206	324	2-5	2-3	0-0	Lost 2	
Tulane	2-6	.250	117	205	1-3	1-3	3-9	.250	192	341	2-4	1-5	0-0	Lost 3	
Tulsa	2-6	.250	217	290	2-2	0-4	2-10	.167	296	471	2-4	0-6	0-0	Lost 3	
UConn	1-7	.125	115	234	1-3	0-4	2-10	.167	186	358	2-5	0-4	0-1	Lost 4	
SMU	1-7	.125	121	294	0-4	1-3	1-11	.083	133	496	0-6	1-5	0-0	Won 1	

INTRO

PLAYERS

STAFF

REVIEW

AMERICAN ATHLETIC
CONFERENCE

OPPONENTS

HISTORY

RECORDS

2014 American Athletic Conference Team Statistics

RUSH OFFENSE	G	Att	Yds	Avg	TD	Yds/G
1. Memphis	13	594	2476	4.2	31	190.5
2. Houston	13	494	2387	4.8	28	183.6
3. East Carolina	13	433	2094	4.8	28	161.1
4. Cincinnati	13	454	2035	4.5	18	156.5
5. Tulsa	12	477	1774	3.7	11	147.8
6. Tulane	12	420	1742	4.1	11	145.2
7. UCF	13	526	1668	3.2	19	128.3
8. USF	12	376	1295	3.4	11	107.9
9. Temple	12	369	1293	3.5	11	107.8
10. UConn	12	397	1289	3.2	8	107.4
11. SMU	12	362	1204	3.3	9	100.3

PASS OFFENSE	G	Att	Cmp	Int	Pct.	Yds	Avg	TD	Yds/G
1. East Carolina	13	637	402	11	63.1	4835	7.6	31	371.9
2. Cincinnati	13	491	294	14	59.9	3947	8.0	35	303.6
3. Tulsa	12	481	263	18	54.7	3176	6.6	23	264.7
4. Memphis	13	418	262	9	62.7	3076	7.4	23	236.6
5. UCF	13	416	233	15	56.0	3059	7.4	23	235.3
6. Houston	13	447	270	15	60.4	2902	6.5	18	223.2
7. Temple	12	403	214	16	53.1	2408	6.0	13	200.7
8. Tulane	12	446	242	18	54.3	2388	5.4	13	199.0
9. USF	12	364	179	11	49.2	2361	6.5	11	196.8
10. UConn	12	340	185	12	54.4	2032	6.0	12	169.3
11. SMU	12	430	230	14	53.5	2024	4.7	6	168.7

TOTAL OFFENSE	G	Rush	Pass	Plays	Yards	Avg/P	TD	Yds/G
1. East Carolina	13	2094	4835	1070	6929	6.5	59	533.0
2. Cincinnati	13	2035	3947	945	5982	6.3	53	460.2
3. Memphis	13	2476	3076	1012	5552	5.5	54	427.1
4. Tulsa	12	1774	3176	958	4950	5.2	34	412.5
5. Houston	13	2387	2902	941	5289	5.6	46	406.8
6. UCF	13	1668	3059	942	4727	5.0	42	363.6
7. Tulane	12	1742	2388	866	4130	4.8	24	344.2
8. Temple	12	1293	2408	772	3701	4.8	24	308.4
9. USF	12	1295	2361	740	3656	4.9	22	304.7
10. UConn	12	1289	2032	737	3321	4.5	20	276.8
11. SMU	12	1204	2024	792	3228	4.1	15	269.0

SCORING OFFENSE	G	TD	XP	2XP	DXP	FG	Saf	Pts	Avg
1. Memphis	13	58	58	0	0	21	1	471	36.2
2. East Carolina	13	61	58	0	0	14	0	466	35.8
3. Cincinnati	13	57	52	0	0	16	0	442	34.0
4. Houston	13	49	43	1	0	16	0	387	29.8
5. UCF	13	43	40	1	0	21	1	365	28.1
6. Tulsa	12	37	34	2	0	12	0	296	24.7
7. Temple	12	33	32	0	0	15	1	277	23.1
8. USF	12	24	23	0	0	13	0	206	17.2
9. Tulane	12	24	22	0	0	8	1	192	16.0
10. UConn	12	23	19	1	0	9	0	186	15.5
11. SMU	12	15	12	1	0	9	1	133	11.1

RUSH DEFENSE	G	Rush	Yds	Avg.	TD	Yds/G
1. UCF	13	428	1356	3.2	10	104.3
2. East Carolina	13	437	1453	3.3	16	111.8
3. Memphis	13	465	1580	3.4	16	121.5
4. Houston	13	504	1859	3.7	18	143.0
5. Tulane	12	446	1891	4.2	16	157.6
6. Temple	12	509	1922	3.8	12	160.2
7. UConn	12	481	2036	4.2	18	169.7
8. USF	12	487	2195	4.5	22	182.9
9. Cincinnati	13	501	2388	4.8	18	183.7
10. Tulsa	12	467	2576	5.5	30	214.7
11. SMU	12	541	2829	5.2	32	235.8

PASS DEFENSE	G	Att	Cmp	Int	Pct.	Yds	Avg	TD	Yds/G
1. Temple	12	367	216	11	58.9	2243	6.1	9	186.9
2. UCF	13	441	243	18	55.1	2525	5.7	17	194.2
3. Houston	13	415	232	19	55.9	2574	6.2	15	198.0
4. UConn	12	389	229	8	58.9	2505	6.4	21	208.8
5. USF	12	362	249	6	68.8	2638	7.3	16	219.8
6. Tulane	12	374	218	17	58.3	2668	7.1	18	222.3
7. Memphis	13	494	264	17	53.4	2964	6.0	14	228.0
8. Cincinnati	13	454	276	8	60.8	3320	7.3	22	255.4
9. East Carolina	3	500	284	14	56.8	3322	6.6	20	255.5
10. SMU	12	364	230	6	63.2	3164	8.7	27	263.7
11. Tulsa	12	374	232	8	62.0	3265	8.7	29	272.1

TOTAL DEFENSE	G	Rush	Pass	Plys	Yards	Avg	TD	Yds/G
1. UCF	13	1356	2525	869	3881	4.5	27	298.5
2. Houston	13	1859	2574	919	4433	4.8	33	341.0
3. Temple	12	1922	2243	876	4165	4.8	21	347.1
4. Memphis	13	1580	2964	959	4544	4.7	30	349.5
5. East Carolina	13	1453	3322	937	4775	5.1	36	367.3
6. UConn	12	2036	2505	870	4541	5.2	39	378.4
7. Tulane	12	1891	2668	820	4559	5.6	34	379.9
8. USF	12	2195	2638	849	4833	5.7	38	402.8
9. Cincinnati	13	2388	3320	955	5708	6.0	40	439.1
10. Tulsa	12	2576	3265	841	5841	6.9	59	486.8
11. SMU	12	2829	3164	905	5993	6.6	59	499.4

SCORING DEFENSE	G	TD	XP	2XP	DXP	FG	Saf	Pts	Avg
1. Temple	12	24	24	0	0	14	0	210	17.5
2. UCF	13	29	27	0	0	16	0	249	19.2
3. Memphis	13	32	29	1	0	10	0	253	19.5
4. Houston	13	33	33	0	0	11	2	268	20.6
5. East Carolina	13	41	37	1	0	17	0	336	25.8
6. USF	12	41	40	0	0	12	1	324	27.0
7. Cincinnati	13	42	40	0	0	20	1	354	27.2
8. Tulane	12	41	40	1	0	17	1	341	28.4
9. UConn	12	45	43	1	0	13	2	358	29.8
10. Tulsa	12	62	59	1	0	12	1	471	39.2
11. SMU	12	63	58	0	0	20	0	496	41.3

KICKOFF RETURNS	G	Ret	Yds	TD	Avg
1. UCF	13	36	957	1	26.6
2. Memphis	13	38	866	0	22.8
3. USF	12	42	868	0	20.7
4. Tulsa	12	43	876	0	20.4
5. UConn	12	48	949	0	19.8
6. Temple	12	33	652	0	19.8
7. Cincinnati	13	49	961	0	19.6
8. East Carolina	13	46	877	0	19.1
9. SMU	12	58	1090	0	18.8
10. Houston	13	44	792	0	18.0
11. Tulane	12	38	637	0	16.8

PUNT RETURN AVG	G	Ret	Yds	TD	Avg
1. Temple	12	18	221	3	12.3
2. Memphis	13	42	371	0	8.8
3. UCF	13	28	238	0	8.5
4. Tulsa	12	17	127	1	7.5
5. UConn	12	12	81	1	6.8
6. USF	12	20	133	0	6.7
7. Houston	13	15	85	0	5.7
8. Cincinnati	13	14	79	0	5.6
9. East Carolina	13	26	120	0	4.6
10. Tulane	12	9	41	0	4.6
11. SMU	12	14	60	0	4.3



TURNOVER MARGIN	G	Fum	Int	Tot	Fum	Int	Tot	Mar	Per/G
1. Memphis	13	14	17	31	11	9	20	+11	0.85
2. Houston	13	11	19	30	7	15	22	+8	0.62
3. Tulane	12	11	17	28	7	18	25	+3	0.25
Temple	12	19	11	30	11	16	27	+3	0.25
5. Cincinnati	13	16	8	24	8	14	22	+2	0.15
6. USF	12	14	6	20	9	11	20	+0	0.00
7. UCF	13	10	18	28	14	15	29	-1	-0.08
8. East Carolina	13	5	14	19	12	11	23	-4	-0.31
9. Tulsa	12	7	8	15	5	18	23	-8	-0.67
10. UConn	12	7	8	15	16	12	28	-13	-1.08
11. SMU	12	10	6	16	16	14	30	-14	-1.17

FIRST DOWNS	G	Rush	Pass	Pen	Total
1. East Carolina	13	107	238	33	378
2. Cincinnati	13	103	185	22	310
3. Memphis	13	118	149	27	294
4. Houston	13	129	120	33	282
5. Tulsa	12	107	140	23	270
6. UCF	13	110	125	31	266
7. Tulane	12	93	105	28	226
8. Temple	12	74	93	15	182
USF	12	62	104	16	182
10. UConn	12	69	87	22	178
11. SMU	12	74	85	17	176

3RD-DN CONVERSIONS	G	Conv	Att	Pct
1. East Carolina	13	91	194	46.9
2. UCF	13	85	205	41.5
3. Cincinnati	13	73	177	41.2
4. Houston	13	78	193	40.4
5. Tulsa	12	78	203	38.4
6. USF	12	65	174	37.4
7. Memphis	13	76	207	36.7
8. Tulane	12	62	188	33.0
9. SMU	12	61	187	32.6
10. UConn	12	50	164	30.5
11. Temple	12	39	166	23.5

SACKS BY	G	Sacks	Yards
1. UCF	13	36	248
2. Cincinnati	13	35	263
3. Memphis	13	30	194
4. Temple	12	27	170
Houston	13	27	175
6. Tulsa	12	22	153
Tulane	12	22	154
8. East Carolina	13	21	129
9. USF	12	20	128
10. SMU	12	17	107
11. UConn	12	13	83

SACKS AGAINST	G	Sacks	Yards
1. Memphis	13	16	130
2. Cincinnati	13	18	119
3. Temple	12	21	121
4. USF	12	23	155
5. Tulsa	12	25	152
Tulane	12	25	198
7. UCF	13	28	184
8. UConn	12	30	181
9. Houston	13	32	211
East Carolina	13	32	232
11. SMU	12	48	256

2014 American Athletic Conference Individual Statistics

RUSHING	Team	G	Att	Yds	Avg	TD	Long	Yds/G
1. MACK, Marlon	USF	12	202	1041	5.2	9	75	86.8
2. LANGER, Zack	TLS	10	196	801	4.1	4	34	80.1
3. FARROW, Kenneth	HOU	13	186	1037	5.6	14	58	79.8
4. HAYES, Brandon	MEM	12	196	949	4.8	5	51	79.1
5. ALLEN, Breon	ECU	12	134	869	6.5	8	84	72.4
6. STANBACK, William	UCF	10	189	697	3.7	10	41	69.7
7. DAVIS, Matt	SMU	10	108	613	5.7	4	51	61.3
8. BADIE, Sherman	TLN	12	121	688	5.7	3	90	57.3
9. THOMPSON, Lazedrick	TLN	11	109	533	4.9	4	48	48.5
10. MOORE, Rod	CIN	13	143	618	4.3	5	61	47.5

PASSING AVG/GAME	Team	G	Att	Cmp	Int	Pct.	Yds	TD	Avg/G
1. CARDEN, Shane	ECU	13	617	392	10	63.5	4736	30	364.3
2. EVANS, Dane	TLS	12	462	256	17	55.4	3102	23	258.5
3. KIEL, Gunner	CIN	13	390	233	13	59.7	3254	31	250.3
4. LYNCH, Paxton	MEM	13	413	259	9	62.7	3031	22	233.2
5. HOLMAN, Justin	UCF	13	392	223	14	56.9	2952	23	227.1
6. LEE, Tanner	TLN	10	336	185	14	55.1	1962	12	196.2
7. WALKER, P.J.	TEM	12	381	203	15	53.3	2317	13	193.1
8. WHITE, Mike	USF	11	242	122	7	50.4	1639	8	149.0
9. WARD Jr., Greg	HOU	13	261	175	7	67.0	1919	12	147.6
10. WHITMER, Chandler	UCONN	12	223	124	8	55.6	1522	11	126.8

PASS EFFICIENCY	Team	G	Att	Cmp	Int	Pct.	Yds	TD	Eff
1. KIEL, Gunner	CIN	13	390	233	13	59.7	3254	31	149.4
2. CARDEN, Shane	ECU	13	617	392	10	63.5	4736	30	140.8
3. WARD Jr., Greg	HOU	13	261	175	7	67.0	1919	12	138.6
4. LYNCH, Paxton	MEM	13	413	259	9	62.7	3031	22	137.6
5. HOLMAN, Justin	UCF	13	392	223	14	56.9	2952	23	132.4
6. WHITMER, Chandler	UCONN	12	223	124	8	55.6	1522	11	122.0
7. EVANS, Dane	TLS	12	462	256	17	55.4	3102	23	120.9
8. WHITE, Mike	USF	11	242	122	7	50.4	1639	8	112.4
9. WALKER, P.J.	TEM	12	381	203	15	53.3	2317	13	107.8
10. LEE, Tanner	TLN	10	336	185	14	55.1	1962	12	107.6

TOTAL OFFENSE	Team	G	Rush	Pass	Plays	Total	Yds/G
1. CARDEN, Shane	ECU	13	76	4736	713	4812	370.2
2. EVANS, Dane	TLS	12	58	3102	539	3160	263.3
3. KIEL, Gunner	CIN	13	142	3254	453	3396	261.2
4. LYNCH, Paxton	MEM	13	321	3031	526	3352	257.8
5. HOLMAN, Justin	UCF	13	189	2952	504	3141	241.6
6. WALKER, P.J.	TEM	12	324	2317	487	2641	220.1
7. WARD Jr., Greg	HOU	13	569	1919	378	2488	191.4
8. LEE, Tanner	TLN	10	-125	1962	372	1837	183.7
9. DAVIS, Matt	SMU	10	613	855	272	1468	146.8
10. WHITE, Mike	USF	11	-85	1639	271	1554	141.3

INTRO

PLAYERS

STAFF

REVIEW

AMERICAN ATHLETIC
CONFERENCE

OPPONENTS

HISTORY

RECORDS

RECEPTIONS/GAME	Team	G	Rec	Yds	TD	Long	Avg/C	Rec/G
1. HARDY, Justin	ECU	13	121	1494	10	66	12.3	9.31
2. LUCAS, Keevan	TLS	12	101	1219	11	84	12.1	8.42
3. JONES, Isaiah	ECU	13	81	830	5	41	10.2	6.23
4. GREENBERRY, D.	HOU	13	72	841	6	67	11.7	5.54
5. WASHINGTON, S.	CIN	13	66	761	4	40	11.5	5.08
6. WORTHY, Cam	ECU	11	55	1016	4	53	18.5	5.00
7. JOSEPH, Darius	SMU	11	54	379	2	25	7.0	4.91
8. HALL, Rannell	UCF	10	49	500	0	34	10.2	4.90
9. GARRETT, Keyarris	TLS	10	47	698	5	39	14.9	4.70
10. FITZPATRICK, Jalen	TEM	12	53	730	6	75	13.8	4.42

RECEIVE YDS/GAME	Team	G	Rec	Yds	TD	Long	Avg/C	Yds/G
1. HARDY, Justin	ECU	13	121	1494	10	66	12.3	114.9
2. LUCAS, Keevan	TLS	12	101	1219	11	84	12.1	101.6
3. WORTHY, Cam	ECU	11	55	1016	4	53	18.5	92.4
4. PERRIMAN, Breshad	UCF	13	50	1044	9	61	20.9	80.3
5. GARRETT, Keyarris	TLS	10	47	698	5	39	14.9	69.8
6. GREENBERRY, D.	HOU	13	72	841	6	67	11.7	64.7
7. JONES, Isaiah	ECU	13	81	830	5	41	10.2	63.8
8. FITZPATRICK, Jalen	TEM	12	53	730	6	75	13.8	60.8
9. WASHINGTON, S.	CIN	13	66	761	4	40	11.5	58.5
10. MCKAY, Mekale	CIN	13	44	725	8	80	16.5	55.8

ALL PURPOSE	Team	G	Rush	Rcv	PR	KR	Yds	Avg/G
1. HARDY, Justin	ECU	13	7	1494	95	0	1596	122.8
2. LUCAS, Keevan	TLS	12	66	1219	0	0	1285	107.1
3. SANDERS, Deion	SMU	9	0	188	0	759	947	105.2
4. JONES, Isaiah	ECU	13	0	830	8	477	1315	101.2
5. ALLEN, Breon	ECU	12	869	289	0	55	1213	101.1
6. MACK, Marlon	USF	12	1041	160	0	0	1201	100.1
7. HALL, Rannell	UCF	10	129	500	0	330	959	95.9
8. WORTHY, Cam	ECU	11	0	1016	0	0	1016	92.4
9. THOMAS, Jahad	TEM	12	384	364	0	332	1080	90.0
10. HAYES, Brandon	MEM	12	949	119	0	10	1078	89.8

SCORING	Team	G	TD	XPT	FG	2XP	Pts	Pts/G
1. ELLIOTT, Jake	MEM	13	0	57	21	0	120	9.2
2. GANTZ, Andrew	CIN	13	0	52	16	0	100	7.7
3. HARVEY, Warren	ECU	13	0	57	14	0	99	7.6
4. STANBACK, William	UCF	10	12	0	0	0	72	7.2
5. FARROW, Kenneth	HOU	13	15	0	0	0	90	6.9
6. BULLARD, Kyle	HOU	13	0	42	16	0	90	6.9
7. MOFFITT, Shawn	UCF	12	0	30	17	0	81	6.8
8. LYNCH, Paxton	MEM	13	13	0	0	0	78	6.0
9. SALAZAR, Carl	TLS	12	0	34	12	0	70	5.8
10. JONES, Austin	TEM	12	0	30	13	0	69	5.8

SCORING (TDs)	Team	G	TD	Rush	Pass	Ret	PAT	Pts	Pts/G
1. STANBACK, William	UCF	10	12	10	2	0	0	72	7.2
2. FARROW, Kenneth	HOU	13	15	14	1	0	0	90	6.9
3. LYNCH, Paxton	MEM	13	13	13	0	0	0	78	6.0
4. LUCAS, Keevan	TLS	12	11	0	11	0	0	66	5.5
5. HARDY, Justin	ECU	13	11	1	10	0	0	66	5.1
6. MACK, Marlon	USF	12	9	9	0	0	0	54	4.5
7. ALLEN, Breon	ECU	12	9	8	1	0	0	54	4.5
8. PERRIMAN, Breshad	UCF	13	9	0	9	0	0	54	4.2
9. HAYES, Brandon	MEM	12	8	5	3	0	0	48	4.0
10. MCKAY, Mekale	CIN	13	8	0	8	0	0	48	3.7

KICK RETURN AVG	Team	G	Ret	Yds	TD	Long	Avg
1. DUNKLEY, Chris	USF	11	23	553	0	41	24.0
2. BREWER, D'Angelo	TLS	12	27	602	0	58	22.3
3. HOLTON, Johnny	CIN	13	35	722	0	40	20.6
4. SANDERS, Deion	SMU	9	37	759	0	64	20.5
5. NEWSOME, Arkeel	UCONN	12	36	730	0	47	20.3

PUNTING	Team	G	Punt	Yds	Long	Avg
1. CIABATTI, Matti	USF	12	65	2888	62	44.4
2. GREGORY, Worth	ECU	13	49	2136	63	43.6
3. PARKS, Dalton	TLS	12	70	2943	67	42.0
4. KOONCE, Jackson	SMU	12	74	3017	60	40.8
5. SMITH, Spencer	MEM	13	58	2335	58	40.3

TACKLES	Team	G	Solo	Ast	Total	Avg/G	Sack
1. BIGGER, Zeek	ECU	13	66	74	140	10.8	0.0
2. OLIPHANT, Efreem	HOU	13	69	68	137	10.5	3.5
3. LUC, Jeff	CIN	13	65	69	134	10.3	6.5
4. MATAKEVICH, Tyler	TEM	12	88	29	117	9.8	1.5
5. WILLIAMS, Brandon	ECU	13	54	70	124	9.5	5.0
6. MUDDOH, Michael	TLS	12	55	58	113	9.4	0.0
7. EDWARDS, Zach	CIN	13	67	54	121	9.3	0.0
8. VANN, Marquise	UCONN	12	60	45	105	8.8	0.5
9. TEMPLE, Nick	CIN	13	67	46	113	8.7	3.0
10. BYRD, Jamie	USF	12	71	24	95	7.9	0.0
ADAMS, Andrew	UCONN	12	64	31	95	7.9	0.0

INTERCEPTIONS	Team	G	Int	Yds	TD	Long	Int/G
1. GLENN, Jacoby	UCF	13	7	29	0	31	0.54
2. NICKERSON, Parry	TLN	12	6	24	0	12	0.50
3. McDONALD, A.	HOU	13	5	145	0	53	0.38
McCAIN, Bobby	MEM	13	5	59	1	29	0.38
HAWKINS, Josh	ECU	13	5	11	0	7	0.38
6. YOUNG, Tavon	TEM	12	4	153	1	93	0.33
ADAMS, Andrew	UCONN	12	4	104	0	43	0.33
8. SCOFIELD, Sam	TLN	12	3	30	0	18	0.25
DOSS, Lorenzo	TLN	12	3	7	0	6	0.25
10. STEWART, Trevon	HOU	13	3	29	1	29	0.23

SACKS	Team	G	Solo	Ast	Yds	Total	Avg/G
1. HARTSFIELD, T.	CIN	13	8	2	58	9.0	0.69
2. ALEXANDER, Derrick	TLS	12	5	5	58	7.5	0.62
MARTIN-OGUIKE, P	TEM	12	7	1	48	7.5	0.62
4. NILES, Thomas	UCF	13	7	1	59	7.5	0.58
5. CLIETT, Reshard	USF	11	6	0	43	6.0	0.55
PACE, Miles	UCF	11	5	2	41	6.0	0.55

TACKLES FOR LOSS	Team	G	Solo	Ast	Yds	Total	Avg/G
1. JAKES, Tank	MEM	13	15	1	63	15.5	1.19
2. MARLEY, Nico	TLN	12	10	7	43	13.5	1.12
3. GILBERT, Tyler	TLN	12	10	6	60	13.0	1.08
4. WILLIAMS, Brandon	ECU	13	6	15	55	13.5	1.04
5. ALEXANDER, Derrick	TLS	12	9	6	72	12.0	1.00
NILES, Thomas	UCF	13	10	6	70	13.0	1.00
PLUMMER, Terrance	UCF	13	11	4	31	13.0	1.00



DALTON PARKS



2015 American Athletic Conference Composite Schedule

(All Times Listed are Eastern Time Zone)

THURSDAY, SEPTEMBER 3

Florida International at UCF (6 p.m., CBSSN)
Villanova at UConn (7:30 p.m., ESPN3/SNY)
Duke at Tulane (9:30 p.m., CBSSN)

FRIDAY, SEPTEMBER 4

Baylor at SMU (7 p.m., ESPN)

SATURDAY, SEPTEMBER 5

Colgate at Navy (Noon, CBSSN)
Florida Atlantic at Tulsa (3:30 p.m., CBSSN)
Towson at East Carolina (6 p.m., ESPN3)
Alabama A&M at Cincinnati (7 p.m., ESPN3)
Missouri State at Memphis (7 p.m., ESPN3)
Florida A&M at USF (7 p.m., ESPN3)
Tennessee Tech at Houston (8 p.m., ESPN3)
Penn State at Temple

SATURDAY, SEPTEMBER 12

USF at Florida State (11:30 a.m., ESPN)
Houston at Louisville (Noon, ACC Regional)
Tulane at Georgia Tech (3:30 p.m., ACC Regional)
Memphis at Kansas (7 p.m., ESPN3)
UCF at Stanford (10:30 p.m., FS1)
Temple at Cincinnati *
Army at UConn
East Carolina at Florida
North Texas at SMU
Tulsa at New Mexico

SATURDAY, SEPTEMBER 19

East Carolina at Navy * (3:30 p.m., CBSSN)
Furman at UCF (6 p.m., ESPN3)
Tulsa at Oklahoma (Noon, FS1)
SMU at TCU (8 p.m., FSN)
Maine at Tulane (8 p.m., ESPN3)
Cincinnati at Miami (Ohio)
UConn at Missouri
Memphis at Bowling Green
USF at Maryland
Temple at Massachusetts

THURSDAY, SEPTEMBER 24

Cincinnati at Memphis * (ESPN)

SATURDAY, SEPTEMBER 26

James Madison at SMU (7 p.m., ESPN3)
Navy at UConn *
UCF at South Carolina
Virginia Tech at East Carolina
Texas State at Houston

THURSDAY, OCTOBER 1

Miami (Fla.) at Cincinnati (7:30 p.m., ESPN)

FRIDAY, OCTOBER 2

Memphis at USF * (7 p.m., ESPN2)
Temple at Charlotte (7 p.m., CBSSN)
UConn at Brigham Young (10:15 p.m., ESPN/ESPN2)

SATURDAY, OCTOBER 3

Air Force at Navy (3:30 p.m., CBSSN)
UCF at Tulane *
East Carolina at SMU *
Houston at Tulsa *

THURSDAY, OCTOBER 8

SMU at Houston * (8 p.m., ESPN2)

SATURDAY, OCTOBER 10

UConn at UCF *
Tulane at Temple *
East Carolina at Brigham Young
Navy at Notre Dame (NBC)
Syracuse at USF
Louisiana-Monroe at Tulsa

FRIDAY, OCTOBER 16

Cincinnati at Brigham Young (8 p.m., ESPN)
Houston at Tulane * (9 p.m., ESPN2)

SATURDAY, OCTOBER 17

UCF at Temple *
USF at UConn *
Tulsa at East Carolina *
Mississippi at Memphis

THURSDAY, OCTOBER 22

Temple at East Carolina * (7 p.m., ESPN2)

FRIDAY, OCTOBER 23

Memphis at Tulsa * (8 p.m., ESPN)

SATURDAY, OCTOBER 24

Tulane at Navy * (1 p.m., CBSSN)
Houston at UCF *
UConn at Cincinnati *
SMU at USF *

FRIDAY, OCTOBER 30

East Carolina at UConn * (7 p.m., ESPN2)

SATURDAY, OCTOBER 31

USF at Navy * (Noon, CBSSN)
UCF at Cincinnati *
Tulane at Memphis *
Tulsa at SMU *
Vanderbilt at Houston
Notre Dame at Temple

FRIDAY, NOVEMBER 6

Temple at SMU * (8 p.m., ESPN2)

SATURDAY, NOVEMBER 7

UCF at Tulsa *
Cincinnati at Houston *
UConn at Tulane *
USF at East Carolina *
Navy at Memphis *

SATURDAY, NOVEMBER 14

SMU at Navy * (3:30 p.m., CBSSN)
Tulsa at Cincinnati *
Temple at USF *
Memphis at Houston *
Tulane at Army (CBSSN)

THURSDAY, NOVEMBER 19

East Carolina at UCF * (7:30 p.m., ESPN)

FRIDAY, NOVEMBER 20

Cincinnati at USF * (CBSSN)

SATURDAY, NOVEMBER 21

Houston at UConn *
Memphis at Temple *
Navy at Tulsa *
Tulane at SMU *

FRIDAY, NOVEMBER 27

USF at UCF *
Navy at Houston *
Tulsa at Tulane *

SATURDAY, NOVEMBER 28

Cincinnati at East Carolina *
UConn at Temple *
SMU at Memphis *

SATURDAY, DECEMBER 5

American Athletic Conference Championship (ABC/ESPN)

SATURDAY, DECEMBER 12

Navy vs. Army ¹ (3 p.m., CBS)

* American Athletic Conference game
¹ Lincoln Financial Field, Philadelphia, Pa.

All times Eastern; dates/times subject to change

Additional television listings will be announced as they become available

INTRO

PLAYERS

STAFF

REVIEW

AMERICAN ATHLETIC
CONFERENCE

OPPONENTS

HISTORY

RECORDS

The American Bowl Lineup

Under the postseason structure that was instituted for the 2014 season, American Athletic Conference teams would have the opportunity to participate in the four-team College Football Playoff if chosen by the CFP Selection Committee.

If the American champion finishes as the highest-ranked team among the champions of Conference

USA, the Mountain West Conference, the Mid-American Conference and the Sun Belt Conference, but does not qualify for the College Football Playoff, then it would participate in one of the three Host Bowls that will comprise part of the CFP rotation – the AT&T Cotton Bowl Classic, the Chick-fil-A Peach Bowl or the Tostitos Fiesta Bowl.

Beyond the access to the College Football Playoff, bowl affiliations from the 2015 to 2019 seasons are as follows. The first five bowls listed will be part of a pool from which the Conference will place its teams. Bowl games will be placed based on best fit for the Conference and its membership.



2015 SEASON

Birmingham Bowl

Birmingham, Ala. – vs. SEC

St. Petersburg Bowl

St. Petersburg, Fla. – vs. Conference USA

Miami Beach Bowl

Miami, Fla. – vs. Conference USA

Military Bowl presented by Northrop Grumman

Annapolis, Md. – vs. ACC

Hawaii Bowl

Honolulu, Hawaii – vs. Mountain West

Boca Raton Bowl

Boca Raton, Fla. – vs. MAC

AutoNation Cure Bowl

Orlando, Fla. – vs. Sun Belt

2016 SEASON

Birmingham Bowl

Birmingham, Ala. – vs. SEC

St. Petersburg Bowl

St. Petersburg, Fla. – vs. ACC

Miami Beach Bowl

Miami, Fla. – vs. MAC

Military Bowl presented by Northrop Grumman

Annapolis, Md. – vs. ACC

Lockheed Martin Armed Forces Bowl

Fort Worth, Texas – vs. Big 12

Bahamas Bowl

Nassau Bahamas – vs. MAC

Boca Raton Bowl

Boca Raton, Fla. – vs. Conference USA

AutoNation Cure Bowl

Orlando, Fla. – vs. Sun Belt

2017 SEASON

Birmingham Bowl

Birmingham, Ala. – vs. SEC

St. Petersburg Bowl

St. Petersburg, Fla. – vs. ACC

Miami Beach Bowl

Miami, Fla. – vs. MAC

Military Bowl presented by Northrop Grumman

Annapolis, Md. – vs. ACC

Lockheed Martin Armed Forces Bowl

Fort Worth, Texas – vs. Big 12

Bahamas Bowl, Nassau

Bahamas – vs. Conference USA

R&L Carriers New Orleans Bowl

New Orleans, La. – vs. Sun Belt

AutoNation Cure Bowl

Orlando, Fla. – vs. Sun Belt

2018 SEASON

Birmingham Bowl

Birmingham, Ala. – vs. SEC

St. Petersburg Bowl

St. Petersburg, Fla. – vs. ACC

Miami Beach Bowl

Miami, Fla. – vs. Sun Belt

Military Bowl presented by Northrop Grumman

Annapolis, Md. – vs. ACC

Hawaii Bowl

Honolulu, Hawaii – vs. Mountain West

Boca Raton Bowl

Boca Raton, Fla. – vs. MAC

R&L Carriers New Orleans Bowl

New Orleans, La. – vs. Conference USA

AutoNation Cure Bowl

Orlando, Fla. – vs. Sun Belt



2015-16 College Football Bowl Schedule

BOWL	MATCH-UP	LOCATION	DATE/TIME (ET)	TV
Arizona	C-USA-MWC	Tucson, Ariz.	TBA	CBS SN
AutoNation Cure	American vs. Sun Belt	Orlando, Fla.	Sat., Dec. 19/Noon	CBS SN
Gildan New Mexico	C-USA vs. MWC	Albuquerque, NM	Sat., Dec. 19/2 pm	ESPN
Royal Purple Las Vegas	Pac-12 vs. MWC or BYU	Las Vegas, Nev.	Sat., Dec. 19/3:30 pm	ABC
Raycom Media Camellia	MAC vs. Sun Belt	Montgomery, Ala.	Sat., Dec. 19/5:30 pm	ESPN
R+L Carriers New Orleans	C-USA vs. Sun Belt	New Orleans, La.	Sat., Dec. 19/9 pm	ESPN
Miami Beach	C-USA vs. American	Miami, Fla.	Mon., Dec. 21/2:30 pm	ESPN
Famous Idaho Potato	MAC vs. MWC	Boise, Idaho	Tues., Dec. 22/3:30 pm	ESPN
Boca Raton	MAC vs. American	Boca Raton, Fla.	Tues., Dec. 22/7 pm	ESPN
San Diego County CU Poinsettia	MWC vs. Army	San Diego, Calif.	Wed., Dec. 23/4:30 pm	ESPN
GoDaddy	MAC vs. Sun Belt	Mobile, Ala.	Wed., Dec. 23/8 pm	ESPN
Popeyes Bahamas	C-USA vs. MAC	Nassau, Bahamas	Thurs., Dec. 24/Noon	ESPN
Hawai'i	American vs. MWC or BYU	Honolulu, Hawai'i	Thurs., Dec. 24/8 pm	ESPN
St. Petersburg	American vs. C-USA	St. Petersburg, Fla.	Sat., Dec. 26/11 am	ESPN
Hyundai Sun	ACC/Notre Dame vs. Pac-12	El Paso, Texas	Sat., Dec. 26/2 pm	CBS
Zaxby's Heart of Dallas	Big 12 vs. C-USA	Dallas, Texas	Sat., Dec. 26/2:20 pm	ESPN
New Era Pinstripe	ACC/Notre Dame vs. Big Ten	Bronx, NY	Sat., Dec. 26/3:30 pm	ABC
Independence	ACC/Notre Dame vs. SEC	Shreveport, La.	Sat., Dec. 26/5:45 pm	ESPN
Foster Farms	Big Ten vs. Pac-12	Santa Clara, Calif.	Sat., Dec. 26/9:15 pm	ESPN
Military	ACC/Notre Dame vs. American	Annapolis, Md.	Mon., Dec. 28/2:30 pm	ESPN
Quick Lane	ACC/Notre Dame vs. Big Ten	Detroit, Mich.	Mon., Dec. 28/5 pm	ESPN2
Lockheed Martin Armed Forces	Big Ten vs. MWC	Fort Worth, Texas	Tues., Dec. 29/2 pm	ESPN
Russell Athletic	ACC/Notre Dame vs. Big 12	Orlando, Fla.	Tues., Dec. 29/5:30 pm	ESPN
AdvoCare V100 Texas	Big 12 vs. SEC	Houston, Texas	Tues., Dec. 29/9 pm	ESPN
Birmingham	SEC vs. American	Birmingham, Ala.	Wed., Dec. 30/Noon	ESPN
Belk	SEC vs. ACC/Notre Dame	Charlotte, NC	Wed., Dec. 30/3:30 pm	ESPN
Franklin American Music City	SEC vs. ACC/Notre Dame or Big Ten	Nashville, Tenn.	Wed., Dec. 30/7 pm	ESPN
National University Holiday	Big Ten vs. Pac-12	San Diego, Calif.	Wed., Dec. 30/10:30 pm	ESPN
Chick-fil-A Peach	At-Large vs. At-Large (New Year's Six)	Atlanta, Ga.	Thurs., Dec. 31/Noon	ESPN
Goodyear Cotton	Playoff Semifinal Game	Arlington, Texas	Thurs., Dec. 31/4 or 8 pm	ESPN
Capital One Orange	Playoff Semifinal Game	Miami Gardens, Fla.	Thurs., Dec. 31, 4 or 8 pm	ESPN
Outback	Big Ten vs. SEC	Tampa, Fla.	Fri., Jan. 1/Noon	ESPN2
Buffalo Wild Wings Citrus	Big Ten vs. SEC	Orlando, Fla.	Fri., Jan. 1/1 pm	ABC
Feista	At-Large vs. At-Large (New Year's Six)	Glendale, Ariz.	Fri., Jan. 1/1 pm	ESPN
Rose Bowl	Big Ten vs. Pac-12 (New Year's Six)	Pasadena, Calif.	Fri., Jan. 1/ 5pm	ESPN
Allstate Sugar	SEC vs. Big 12 (New Year's Six)	New Orleans, La.	Fri., Jan. 1/8:30 pm	ESPN
TaxSlayer	ACC/Notre Dame or Big Ten vs. SEC	Jacksonville, Fla.	Sat., Jan. 2/Noon	ESPN
AutoZone Liberty	Big 12 vs. SEC	Memphis, Tenn.	Sat., Jan. 2/3:20 pm	ESPN
Valero Alamo	Big 12 vs. Pac-12	San Antonio, Texas	Sat., Jan. 2/6:45 pm	ESPN
Cactus	Big 12 vs. Pac-12	Tempe, Ariz.	Sat., Jan. 2/10:15 pm	ESPN
CFP National Championship	Semifinal Winner vs. Semifinal Winner	Glendale, Ariz.	Mon., Jan. 11/8:30 pm	ESPN

Times listed are Eastern Time Zone

INTRO

PLAYERS

STAFF

REVIEW

AMERICAN ATHLETIC
CONFERENCE

OPPONENTS

HISTORY

RECORDS

NOTES





Perennial national powerhouse Oklahoma is back on the Tulsa schedule in 2015.

OPPONENTS






INSIDE

2015 Opponents 88-90

Series History Against 2015 Opponents 91-92

GAME 1	QUICK FACTS	MEDIA INFO	TEAM INFO	2015 SCHEDULE
 <p>FAU September 5 • 2:30 pm (CT) H.A. Chapman Stadium CBS Sports Network</p>	<p>Location: Boca Raton, Fla. Founded: 1961 Enrollment: 30,000 Nickname: Owls Colors: Blue & Red Conference: Conference USA Athletics Director: Pat Chun Stadium: FAU Stadium (29,495) Head Coach: Charlie Partridge (Drake '95), 2nd year Record at School: 3-9 Career Record: same</p>	<p>Football SID: Katrina McCormack Office Phone: 561-297-3163 Cell Phone: 561-251-5588 E-Mail: kmccormi@fau.edu Press Box Phone: 561-251-5588 Facebook: FAUOwl Athletics Twitter: @FAUOwAthletics</p> <p>www.FAUsports.com</p>	<p>2014 Record: 3-9 2014 Conference Record: 2-6 (7th place - West Div.) 2014 Bowl Appearance: none Lettermen Returning/Lost: 32/20 Starters Returning: 14: 6 Offense, 6 Defense, 2 Specialists Basic Offense: Up-Tempo Basic Defense: Multiple</p>	<p>Sept. 5 at Tulsa Sept. 11 MIAMI (Fla.) Sept. 19 BUFFALO Sept. 26 at Charlotte* Oct. 10 RICE* Oct. 17 MARSHALL* Oct. 24 at UTEP* Oct. 31 FIU* Nov. 7 at Western Kentucky* Nov. 14 MIDDLE TENNESSEE* Nov. 21 at Florida Nov. 28 at Old Dominion*</p> <p><i>*Conference USA Games</i></p>
 <p>NEW MEXICO September 12 • 7:00 pm (CT) Albuquerque, NM • ESPN3</p>	<p>Location: Albuquerque, NM Founded: 1889 Enrollment: 28,800 Nickname: Lobos Colors: Cherry & Silver Conference: Mountain West Athletics Director: Paul Krebs Stadium: Branch Field at University Stadium (39,224) Head Coach: Bob Davies (Youngstown State '77), 4th year Record at School: 11-26 (3 years) Career Record: 46-51 (8 years)</p>	<p>Football SID: Frank Mercogliano Office Phone: 505-410-4844 Cell Phone: 505-410-4844 E-Mail: fmercog@unm.edu Press Box Phone: 505-925-5805 Facebook: UNMLobofootball Twitter: @NewMexicoFB</p> <p>www.golobos.com</p>	<p>2014 Record: 4-8 2014 Conference Record: 2-6 (5th place - Mountain Div.) 2014 Bowl Appearance: none Lettermen Returning/Lost: 54/18 Starters Returning: 17 (7 Offense, 7 Defense, 3 Specialists) Basic Offense: Pistol Option Basic Defense: 3-3-5</p>	<p>Sept. 5 MISS. VALLEY STATE Sept. 12 TULSA Sept. 18 at Arizona State Sept. 26 at Wyoming* Oct. 3 NEW MEXICO STATE Oct. 10 at Nevada* Oct. 17 HAWAII* Oct. 24 at San Jose State* Nov. 7 UTAH STATE* Nov. 14 at Boise State* Nov. 21 COLORADO STATE* Nov. 28 AIR FORCE*</p> <p><i>*Mountain West Conference Games</i></p>
 <p>OKLAHOMA September 19 • 11:00 am (CT) Norman, Oklahoma FOX 1</p>	<p>Location: Norman, Okla. Founded: 1890 Enrollment: 30,753 Nickname: Sooners Colors: Crimson & Cream Conference: Big 12 Athletics Director: Joe Castiglione Stadium: Gaylord Family - Oklahoma Memorial Stadium (82,112) Head Coach: Bob Stoops (Iowa '83), 17th year Record at School: 168-44 (16 years) Career Record: same</p>	<p>Football SID: Karl Anderson Office Phone: 405-325-8571 Cell Phone: 405-595-7659 E-Mail: karl.anderson@OU.edu Press Box Phone: 405-325-3116 Facebook: OklahomaSooners Twitter: @SoonerSports</p> <p>www.SoonerSports.com</p>	<p>2014 Record: 8-5 2014 Conference Record: 5-4 (Tie-4th place) 2014 Bowl Appearance: Russell Athletic Bowl (Lost to Clemson, 40-6) Lettermen Returning/Lost: 45/22 Starters Returning: 16 (6 Offense, 6 Defense, 4 Specialists) Basic Offense: Multiple Basic Defense: Multiple</p>	<p>Sept. 5 AKRON Sept. 12 @ Tennessee Sept. 19 TULSA Oct. 3 WEST VIRGINIA* Oct. 10 vs. Texas* @ Dallas Oct. 17 at Kansas State* Oct. 24 TEXAS TECH* Oct. 31 at Kansas* Nov. 7 IOWA STATE* Nov. 14 at Baylor* Nov. 21 TCU* Nov. 28 @ Oklahoma State*</p> <p><i>*Big XII Conference Games</i></p>
 <p>HOUSTON October 3 • TBA H.A. Chapman Stadium</p>	<p>Location: Houston, Texas Founded: 1927 Enrollment: 39,820 Nickname: Cougars Colors: Scarlet & White Conference: American Athletic Athletics Director: Hunter Yurachek Stadium: TDECU Stadium (40,000) Head Coach: Tom Herman (Cal Lutheran '97), 1st year Record at School: 0-0 Career Record: same</p>	<p>Football SID: David Bassity Office Phone: 713-743-9409 Cell Phone: 405-274-1455 E-Mail: dbassity@central.uh.edu Press Box Phone: 713-743-0550 Facebook: Houstonathletics Twitter: @UHCougarSports</p> <p>www.UHCougars.com</p>	<p>2014 Record: 8-5 2014 Conference Record: 5-3 (4th place) 2014 Bowl Appearance: Armed Forces Bowl (Defeated Pittsburgh, 35-34) Lettermen Returning/Lost: 33/19 Starters Returning: 16 (6 Offense, 6 Defense, 4 Specialists) Basic Offense: Power Spread Basic Defense: 3-4</p>	<p>Sept. 5 TENNESSEE TECH Sept. 12 at Louisville Sept. 26 TEXAS STATE Oct. 3 TULSA* Oct. 8 SMU* Oct. 16 at Tulane* Oct. 24 at UCF* Oct. 31 VANDERBILT Nov. 7 CINCINNATI* Nov. 14 MEMPHIS* Nov. 21 at UConn* Nov. 27 NAVY</p> <p><i>*American Athletic Conference Games</i></p>
 <p>UL-MONROE October 10 • TBA H.A. Chapman Stadium</p>	<p>Location: Monroe, La. Founded: 1931 Enrollment: 8,517 Nickname: Warhawks Colors: Maroon & Gold Conference: Sun Belt Athletics Director: Brian Wickstrom Stadium: JPS Field @ Malone Stadium (30,427) Head Coach: Todd Berry (Tulsa '83), 6th year Record at School: 27-34 (5 years) Career Record: 56-93 (12 years)</p>	<p>Football SID: Alex Edwards Office Phone: 318-342-5463 Cell Phone: 318-355-7200 E-Mail: edwards@ulm.edu Press Box Phone: 318-342-5471 Facebook: ULMFootball Twitter: @ULM_FB</p> <p>www.ulmwarhawks.com</p>	<p>2014 Record: 4-8 2014 Conference Record: 3-5 (T-7th place) 2014 Bowl Appearance: none Lettermen Returning/Lost: 32/31 Starters Returning: 17 (6 Offense, 9 Defense, 4 Specialists) Basic Offense: Multiple Basic Defense: 3-3-5</p>	<p>Sept. 5 at Georgia Sept. 12 NICHOLLS STATE Sept. 26 at Alabama Oct. 3 GEORGIA SOUTHERN* Oct. 10 TULSA Oct. 17 APPALACHIAN STATE* Oct. 24 at Idaho* Oct. 31 at UL-Lafayette* Nov. 7 at Troy Nov. 14 ARKANSAS STATE* Nov. 19 at Texas State* Nov. 28 at Hawaii Dec. 5 NEW MEXICO STATE*</p> <p><i>*Sun Belt Conference Games</i></p>



GAME 6	QUICK FACTS	MEDIA INFO	TEAM INFO	2015 SCHEDULE
 <p>EAST CAROLINA October 17 • TBA Greenville, N.C.</p>	<p>Location: Greenville, NC Founded: 1907 Enrollment: 27,000 Nickname: Pirates Colors: Purple & Gold Conference: American Athletic Athletics Director: Jeff Compher Stadium: Dowdy-Ficklen Stadium (50,000) Head Coach: Ruffin McNeill (East Carolina '80), 6th year Record at School: 37-27 (5 years) Career Record: 38-27 (5 years)</p>	<p>Football SID: Tom McClellan Office Phone: 252-737-1274 Cell Phone: 252-414-0990 E-Mail: mcclellant@ecu.edu Press Box Phone: 252-737-4697 Facebook: ECUPIrates Twitter: @ECUathletics</p> <p>www.ECUPirates.com</p>	<p>2014 Record: 8-5 2014 Conference Record: 5-3 (T-4th place) 2014 Bowl Appearance: Birmingham Bowl (Lost to Florida, 28-20) Lettermen Returning/Lost: 61/18 Starters Returning: 14 (6 Offense, 5 Defense, 3 Specialists) Basic Offense: Spread Basic Defense: Multiple 3-4</p>	<p>Sept. 5 TOWSON Sept. 12 at Florida Sept. 19 at Navy* Sept. 26 VIRGINIA TECH Oct. 3 at SMU* Oct. 10 at BYU Oct. 17 TULSA* Oct. 22 TEMPLE* Oct. 30 at UConn* Nov. 7 SOUTH FLORIDA* Nov. 19 at UCF* Nov. 28 CINCINNATI*</p> <p><i>*American Athletic Conference Games</i></p>
GAME 7	QUICK FACTS	MEDIA INFO	TEAM INFO	2015 SCHEDULE
 <p>MEMPHIS October 23 (Friday) • 7:00 p.m. HOMECOMING H.A. Chapman Stadium • ESPN</p>	<p>Location: Memphis, Tenn. Founded: 1912 Enrollment: 21,480 Nickname: Tigers Colors: Blue & Gray Conference: American Athletic Athletics Director: Tom Bowen Stadium: Liberty Bowl Memorial Stadium (59,308) Head Coach: Justin Fuente (Murray State '99), 4th year Record at School: 17-20 (3 years) Career Record: same</p>	<p>Football SID: Ron Mears Office Phone: 901-678-2397 Cell Phone: 832-969-1310 E-Mail: rmears@memphis.edu Press Box Phone: 901-272-0136 Facebook: MemphisTigers Twitter: @TigersAthletics</p> <p>www.GoTigersGo.com</p>	<p>2014 Record: 10-3 2014 Conference Record: 7-1 (T-1st place) 2014 Bowl Appearance: Miami Beach Bowl (Defeated BYU, 55-48, 20T) Lettermen Returning/Lost: 55/20 Starters Returning: 16 (8 Offense, 3 Defense, 5 Specialists) Basic Offense: Spread Basic Defense: Multiple 3-4</p>	<p>Sept. 5 MISSOURI STATE Sept. 12 at Kansas Sept. 19 at Bowling Green Sept. 24 CINCINNATI* Oct. 2 at USF* Oct. 17 MISSISSIPPI Oct. 23 at TULSA* Oct. 31 TULANE* Nov. 7 NAVY* Nov. 14 at Houston* Nov. 21 at Temple* Nov. 28 SMU*</p> <p><i>*American Athletic Conference Games</i></p>
GAME 8	QUICK FACTS	MEDIA INFO	TEAM INFO	2015 SCHEDULE
 <p>SMU October 31 • TBA Dallas, Texas</p>	<p>Location: Dallas, Texas Founded: 1911 Enrollment: 10,929 Nickname: Mustangs Colors: Red & Blue Conference: American Athletic Athletics Director: Rick Hart Stadium: Gerald J. Ford Stadium (32,000) Head Coach: Chad Morris (Texas A&M '92), 1st year Record at School: 0-0 Career Record: same</p>	<p>Football SID: Brad Sutton Office Phone: 214-768-1851 Cell Phone: 214-914-8705 E-Mail: bsutton@smu.edu Press Box Phone: 214-768-7730 Facebook: SMUMustangs Twitter: @SMUMustangs</p> <p>www.SMUMustangs.com</p>	<p>2014 Record: 1-11 2014 Conference Record: 1-7 (T-10th place) 2014 Bowl Appearance: none Lettermen Returning/Lost: 42/16 Starters Returning: 16 (9 Offense, 6 Defense, 1 Specialist) Basic Offense: Spread Basic Defense: Multiple</p>	<p>Sept. 4 BAYLOR Sept. 12 NORTH TEXAS Sept. 19 at TCU Sept. 26 JAMES MADISON Oct. 3 EAST CAROLINA* Oct. 8 at Houston* Oct. 24 at South Florida* Oct. 31 TULSA* Nov. 6 TEMPLE* Nov. 14 at Navy* Nov. 21 TULANE* Nov. 28 at Memphis*</p> <p><i>*American Athletic Conference Games</i></p>
GAME 9	QUICK FACTS	MEDIA INFO	TEAM INFO	2015 SCHEDULE
 <p>UCF November 7 • TBA H.A. Chapman Stadium</p>	<p>Location: Orlando, Fla. Founded: 1963 Enrollment: 59,767 Nickname: Knights Colors: Black & Gold Conference: American Athletic Interim Athletics Director: George O'Leary Stadium: Bright House Networks Stadium (45,323) Head Coach: George O'Leary (New Hampshire '69), 12th year Record at School: 72-56 (10 years) Career Record: 124-89 (16 years)</p>	<p>Football SID: Brian Ormiston Office Phone: 407-823-2409 Cell Phone: 407-920-1233 E-Mail: bormiston@athletics.ucf.edu Press Box Phone: 407-882-0386 Facebook: UCFathletics Twitter: @UCFathletics</p> <p>www.UCFKnights.com</p>	<p>2014 Record: 9-4 2014 Conference Record: 7-1 (T-1st place) 2014 Bowl Appearance: St. Petersburg Bowl (Lost to NC State, 34-27) Lettermen Returning/Lost: 34/25 Starters Returning: 11 (5 Offense, 4 Defense, 2 Specialists) Basic Offense: Multiple Basic Defense: Multiple 4-3</p>	<p>Aug. 31 at Baylor Sept. 6 at North Texas Sept. 20 TEXAS A&M Sept. 27 TCU Oct. 4 at East Carolina* Oct. 18 CINCINNATI* Oct. 25 MEMPHIS* Nov. 7 at TULSA* Nov. 15 USF* Nov. 22 at UCF* Nov. 28 HOUSTON* Dec. 6 at UConn*</p> <p><i>*American Athletic Conference Games</i></p>
GAME 10	QUICK FACTS	MEDIA INFO	TEAM INFO	2015 SCHEDULE
 <p>CINCINNATI November 14 • TBA Cincinnati, Ohio</p>	<p>Location: Cincinnati, Ohio Founded: 1819 Enrollment: 42,656 Nickname: Bearcats Colors: Red & Black Conference: American Athletic Athletics Director: Mike Bohn Stadium: Nippert Stadium (40,000) Head Coach: Tommy Tuberville (Southern Arkansas '76), 4th year Record at School: 18-8 (3 years) Career Record: 149-85 (19 years)</p>	<p>Football SID: Ryan Koslen Office Phone: 513-556-5191 Cell Phone: 513-497-3132 E-Mail: ryan.koslen@uc.edu Press Box Phone: 513-556-1010 Facebook: UniversityofCincinnatiBearcats Twitter: @GoBearcats</p> <p>www.GOBearcats.com</p>	<p>2014 Record: 9-4 2014 Conference Record: 7-1 (T-1st place) 2014 Bowl Appearance: Military Bowl (Lost to Virginia Tech, 33-17) Lettermen Returning/Lost: 42/23 Starters Returning: 16 (8 Offense, 5 Defense, 3 Specialists) Basic Offense: Multiple Basic Defense: Multiple 4-3</p>	<p>Sept. 5 ALABAMA A&M Sept. 12 TEMPLE* Sept. 19 at Miami (Ohio) Sept. 24 at Memphis* Oct. 1 MIAMI (Fla.) Oct. 16 at BYU Oct. 24 UCONN* Oct. 31 UCF* Nov. 7 at Houston* Nov. 14 TULSA* Nov. 20 at South Florida* Nov. 28 at East Carolina*</p> <p><i>*American Athletic Conference Games</i></p>

INTRO

PLAYERS

STAFF



REVIEW

AMERICAN ATHLETIC CONFERENCE

OPPONENTS

HISTORY

RECORDS

GAME 11	QUICK FACTS	MEDIA INFO	TEAM INFO	2015 SCHEDULE
 <p>NAVY November 21 • TBA H.A. Chapman Stadium</p>	<p>Location: Annapolis, Md. Founded: 1845 Enrollment: 4,400 Nickname: Midshipmen, Mids Colors: Navy Blue & Gold Conference: American Athletic Athletics Director: Chet Gladchuk Stadium: Navy-Marine Corps Memorial Stadium (34,000) Head Coach: Ken Niumatalolo (Hawaii '89), 8th year Record at School: 57-35 (7 years) Career Record: same</p>	<p>Football SID: Scott Strasemeier Office Phone: 410-293-8775 Cell Phone: 443-336-9023 E-Mail: sstrasem@usna.edu Press Box Phone: 410-268-1489 Facebook: navyathletics Twitter: @NavyAthletics</p> <p>www.NavySports.com</p>	<p>2014 Record: 8-5 2014 Conference Record: n/a 2014 Bowl Appearance: Poinsettia Bowl (Defeated San Diego State, 17-16) Lettermen Returning/Lost: 46/26 Starters Returning: 11 (4 Offense, 6 Defense, 1 Specialist) Basic Offense: Spread Basic Defense: Multiple</p>	<p>Sept. 5 COLGATE Sept. 19 EAST CAROLINA* Sept. 26 at UConn* Oct. 3 AIR FORCE Oct. 10 at Notre Dame Oct. 24 TULANE* Oct. 31 SOUTH FLORIDA* Nov. 7 at Memphis* Nov. 14 SMU* Nov. 21 at Tulsa* Nov. 27 at Houston* Dec. 12 vs. Army @ Philadelphia</p> <p><i>*American Athletic Conference Games</i></p>
GAME 12	QUICK FACTS	MEDIA INFO	TEAM INFO	2015 SCHEDULE
 <p>TULANE November 27 (Fri.) • TBA New Orleans, La.</p>	<p>Location: New Orleans, La. Founded: 1834 Enrollment: 13,531 Nickname: Green Wave Colors: Olive Green & Sky Blue Conference: American Athletic Athletics Director: Rick Dickson Stadium: Yulman Stadium (30,000) Head Coach: Curtis Johnson (Idaho '65), 4th year Record at School: 12-25 (3 years) Career Record: same</p>	<p>Football SID: Roger Dunaway Office Phone: 504-862-8240 Cell Phone: 504-452-2906 E-Mail: roger@tulane.edu Press Box Phone: 504-314-7490 Facebook: TulaneFootball Twitter: @GreenWaveFB</p> <p>www.TulaneGreenWave.com</p>	<p>2014 Record: 3-9 2014 Conference Record: 2-6 (8th place) 2014 Bowl Appearance: none Lettermen Returning/Lost: 47/21 Starters Returning: 20 (9 Offense, 7 Defense, 4 Specialists) Basic Offense: Multiple Basic Defense: Multiple</p>	<p>Sept. 3 DUKE Sept. 12 at Georgia Tech Sept. 19 MAINE Oct. 3 UCF* Oct. 10 at Temple* Oct. 16 HOUSTON* Oct. 24 at Navy* Oct. 31 at Memphis* Nov. 7 UCONN* Nov. 14 at Army Nov. 21 at SMU* Nov. 27 TULSA*</p> <p><i>*American Athletic Conference Games</i></p>



STUDENTS WAVE THE FLAG IN SUPPORT OF THE GOLDEN HURRICANE



Series History Against 2015 Opponents

FLORIDA ATLANTIC

1 game
FAU leads series 1-0-0

Year	Winner	Score	Site
2014	FAU	50-21	Boca Raton, Fla.

Last meeting: Sept. 13, 2014 at Boca Raton (FAU 50, Tulsa 21)
Tulsa at home: 0-0
Tulsa at Boca Raton: 0-1
Last win at Tulsa: none
Last win at Boca Raton: none
Most points by Tulsa: 21, Sept. 13, 2014 (FAU 50, Tulsa 21 @ Boca Raton)
Most points by FAU: 50, Sept. 13, 2014 (FAU 50, Tulsa 21 @ Boca Raton)
Largest Tulsa margin of victory: none
Largest FAU margin of victory: 29, Sept. 13, 2014 (FAU 50, Tulsa 21 @ Boca Raton)
Longest Tulsa win streak: none
Longest FAU win streak: 1 game

NEW MEXICO

6 games
Tulsa leads series 4-2-0

Year	Winner	Score	Site
1986	Tulsa	34-27	Albuquerque
1989	Tulsa	35-33	Tulsa
1996	New Mexico	34-23	Tulsa
1997	New Mexico	51-13	Albuquerque
2008	Tulsa	56-14	Tulsa
2009	Tulsa	44-10	Albuquerque

Last meeting: Sept. 12, 2009 at Albuquerque (Tulsa 44, New Mexico 10)
Tulsa at home: 2-1
Tulsa at Albuquerque: 2-1
Last win at Tulsa: Sept. 20, 2008 (Tulsa 56, New Mexico 14)
Last win at Albuquerque: Sept. 12, 2009 (Tulsa 44, New Mexico 10)
Most points by Tulsa: 56, Sept. 20, 2008 (Tulsa 56, New Mexico 14 @ Tulsa)
Most points by New Mexico: 51, Nov. 20, 1997 (New Mexico 51, Tulsa 13 @ New Mexico)
Largest Tulsa margin of victory: 42, Sept. 20, 2008 (Tulsa 56, New Mexico 14 @ Tulsa)
Largest New Mexico margin of victory: 38, Nov. 20, 1997 (New Mexico 51, Tulsa 13 @ New Mexico)
Longest Tulsa win streak: 2 games
Longest New Mexico win streak: 2 games

OKLAHOMA

27 games
Oklahoma leads series 19-7-1

Year	Winner	Score	Site
1914	Oklahoma	26-7	Tulsa
1915	Oklahoma	14-13	Tulsa
1916	Tulsa	16-0	Norman
1917	Oklahoma	80-0	Norman
1919	Tulsa	27-0	Norman
1931	Oklahoma	20-7	Tulsa
1932	Oklahoma	7-0	Norman
1933	Tulsa	20-6	Tulsa
1936	TIE	0-0	Norman
1937	Tulsa	19-7	Tulsa
1938	#11 Oklahoma	28-6	Norman
1942	Tulsa	23-0	Tulsa
1943	Tulsa	20-8	Oklahoma City
1979	#3 Oklahoma	49-13	Norman
1983	#8 Oklahoma	28-18	Norman
1987	#1 Oklahoma	65-0	Tulsa
1990	#11 Oklahoma	52-10	Norman
1993	#10 Oklahoma	41-20	Norman
1996	Tulsa	31-24	Norman
2001	#3 Oklahoma	58-0	Norman
2002	#1 Oklahoma	37-0	Tulsa
2005	#18 Oklahoma	31-15	Norman
2007	Oklahoma	62-21	Tulsa
2009	#12 Oklahoma	45-0	Norman
2011	#1 Oklahoma	47-14	Norman
2013	#14 Oklahoma	51-20	Norman
2014	#4 Oklahoma	52-7	Tulsa

Last meeting: Sept. 6, 2014 at Tulsa (Oklahoma 52, Tulsa 7)
Tulsa at home: 3-7-0
Tulsa at Norman: 3-12-1
Tulsa at Oklahoma City: 1-0-0
Last win at Tulsa: Oct. 3, 1942 (Tulsa 323, Oklahoma 0)
Last win at Norman: Sept. 14, 2013 (Oklahoma 51, Tulsa 20)
Most points by Tulsa: 31, Sept. 28, 1996 (Tulsa 31, Oklahoma 24 @ Norman)
Most points by Oklahoma: 80, Sept. 29, 1917 (Oklahoma 80, Tulsa 0 @ Norman)
Largest Tulsa margin of victory: 27, Oct. 11, 1919 (Tulsa27, Oklahoma 0 @ Norman)
Largest Oklahoma margin of victory: 80, Sept. 29, 1917 (Oklahoma 80, Tulsa 0 @ Norman)
Longest Tulsa win streak: 2 games
Longest Oklahoma win streak: 8 games

HOUSTON

39 games
Houston leads series 21-18-0

Year	Winner	Score	Site
1950	Tulsa	28-21	Houston
1951	Tulsa	46-27	Tulsa
1952	Houston	33-7	Houston
1953	Tulsa	23-21	Tulsa
1954	Houston	20-7	Houston
1955	Tulsa	17-14	Tulsa
1956	Houston	14-0	Houston
1957	Houston	13-7	Tulsa
1958	Tulsa	25-20	Houston
1959	Houston	22-13	Tulsa
1960	Tulsa	26-16	Houston
1961	Houston	14-2	Tulsa
1962	Houston	35-31	Houston
1963	Tulsa	22-21	Tulsa
1964	Tulsa	31-23	Houston
1965	Tulsa	14-0	Houston
1966	Houston	73-14	Houston
1967	Tulsa	22-13 (#10)	Tulsa
1968	#11 Houston	100-6	Houston
1969	Houston	47-14	Tulsa
1970	Houston	21-9	Houston
1972	Houston	21-0	Tulsa
1973	#14 Houston	35-16	Houston
1974	Tulsa	30-14 (#15)	Tulsa
1975	Houston	42-30	Houston
1985	Tulsa	31-24	Tulsa
1986	Tulsa	24-14	Houston
1988	Houston	82-28	Houston
1992	Tulsa	28-25	Tulsa
1993	Tulsa	38-24	Houston
2005	Houston	30-23	Tulsa
2006	Houston	27-10	Houston
2007	Tulsa	56-7	Tulsa
2008	Houston	70-30	Houston
2009	#13 Houston	46-45	Tulsa
2010	Tulsa	28-25	Houston
2011	#7 Houston	48-16	Tulsa
2012	Tulsa	41-7	Houston
2014	Houston	38-28	Houston

Last meeting: Nov. 22, 2014 at Houston (Houston 38, Tulsa 28)
Tulsa at home: 9-8-0
Tulsa at Houston: 9-13-0
Last win at Tulsa: Nov. 10, 2007 (Tulsa 56, Houston 7)
Last win at Houston: Nov. 10, 2012 (Tulsa 41, Houston 7)
Most points by Tulsa: 56, Nov. 10, 2007 (Tulsa 56, Houston 7 @ Tulsa)
Most points by Houston: 100, Nov. 23, 1968 (Houston 100, Tulsa 6 @ Houston)
Largest Tulsa margin of victory: 49, Nov. 10, 2007 (Tulsa 56, Houston 7 @ Tulsa)
Largest Houston margin of victory: 94, Nov. 23, 1968 (Houston 100, Tulsa 6 @ Houston)
Longest Tulsa win streak: 3 games
Longest Houston win streak: 5 games

LOUISIANA-MONROE

3 games
Tulsa leads series 2-1

Year	Winner	Score	Site
1977	Tulsa	37-35	Tulsa
1999	UL-Monroe	37-34	Tulsa
2007	Tulsa	35-17	Monroe

Last meeting: Aug. 30, 2007 at Monroe (Tulsa 35, ULM 17)
Tulsa at home: 1-1-0
Tulsa at Monroe: 1-0-0
Last win at Tulsa: Sept. 17, 1977 (Tulsa 37, ULM 35)
Last win at Monroe: Aug. 30, 2007 (Tulsa 35, ULM 17)
Most points by Tulsa: 37, Sept. 17, 1977 (Tulsa 37, ULM 35 @ Tulsa)
Most points by UL-Monroe: 37, Nov. 13, 1999 (ULM 37, Tulsa 34 @ Tulsa)
Largest Tulsa margin of victory: 18, Aug. 30, 2007 (Tulsa 35, ULM 17 @ Monroe)
Largest UL-Monroe margin of victory: 3, Nov. 13, 1999 (ULM 37, Tulsa 34 @ Tulsa)
Longest Tulsa win streak: 1 game
Longest UL-Monroe win streak: 1 game

EAST CAROLINA

12 games
East Carolina leads series 7-5-0

Year	Winner	Score	Site
1984	Tulsa	31-20	Tulsa
1985	Tulsa	21-20	Greenville
1993	Tulsa	52-26	Greenville
1994	East Carolina	28-21	Tulsa
1995	East Carolina	23-7	Greenville
2005	Tulsa	45-13	Tulsa
2006	Tulsa	31-10	Greenville
2008*	East Carolina	27-24	Tulsa
2009	East Carolina	44-17	Tulsa
2010	East Carolina	51-49	Greenville
2013	East Carolina	58-24	Greenville
2014	East Carolina	49-32	Tulsa

*C-USA Championship Game

Last meeting: Nov. 28, 2014 at Tulsa (East Carolina 49, Tulsa 32)
Tulsa at home: 2-4
Tulsa at Greenville: 3-3
Last win at Tulsa: Nov. 12, 2005 (Tulsa 545, ECU 13)
Last win at Greenville: Oct. 14, 2006 (Tulsa 31, ECU 10)
Most points by Tulsa: 52, Nov. 6, 1993 (Tulsa 52, ECU 26 @ Greenville)
Most points by East Carolina: 58, Nov. 9, 2013 (East Carolina 58, Tulsa 24 @ Greenville)
Tulsa largest margin of victory: 32, Nov. 12, 2005 (Tulsa 45, East Carolina 13 @ Greenville)
East Carolina largest margin of victory: 34, Nov. 9, 2013 (East Carolina 58, Tulsa 24 @ Greenville)
Longest Tulsa win streak: 3 games
Longest East Carolina win streak: 5 games

MEMPHIS

25 games
Memphis leads series 15-10-0

Year	Winner	Score	Site
1961	Memphis	48-12	Tulsa
1963	Memphis	28-15	Tulsa
1964	Tulsa	19-7	Tulsa
1965	Tulsa	32-28	Tulsa
1966	Memphis	6-0	Memphis
1968	Memphis	32-6	Tulsa
1969	Memphis	42-24	Memphis
1970	Tulsa	27-12	Tulsa
1972	Memphis	49-21	Memphis
1973	Memphis	28-16	Memphis
1975	Memphis	16-14	Tulsa
1976	Tulsa	16-14	Tulsa
1987	Memphis	14-0	Tulsa
1988	Memphis	26-20	Memphis
1990	Memphis	22-10	Tulsa
1991	Tulsa	33-28	Memphis
1992	Memphis	30-25	Tulsa
1993	Tulsa	23-19	Memphis
1994	Memphis	42-18	Tulsa
1995	Memphis	10-7	Memphis
2005	Tulsa	37-31 (OT)	Tulsa
2006	Tulsa	35-14	Memphis
2009	Tulsa	33-30 (OT)	Tulsa
2010	Tulsa	48-7	Memphis
2014	Memphis	40-20	Memphis

INTRO

PLAYERS

STAFF

REVIEW

AMERICAN ATHLETIC CONFERENCE

OPPONENTS

HISTORY

RECORDS

Last meeting: Oct. 31, 2014 at Memphis (Memphis 40, Tulsa 20)
Tulsa at home: 6-8-0
Tulsa at Memphis: 4-7-0
Last win at Tulsa: Nov. 27, 2009 (Tulsa 33, Memphis 30 – OT)
Last win at Memphis: Oct. 2, 2010 (Tulsa 48, Memphis 7)
Most points by Tulsa: 48, Oct. 2, 2010 (Tulsa 48, Memphis 7 @ Memphis)
Most points by Memphis: 49, Oct. 28, 1972 (Memphis 49, Tulsa 21 @ Memphis)
Largest Tulsa margin of victory: 41, Oct. 2, 2010 (Tulsa 48, Memphis 7 @ Memphis)
Largest Memphis margin of victory: 36, Sept. 23, 1961 (Memphis 48, Tulsa 12 @ Tulsa)
Longest Tulsa win streak: 4 games
Longest Memphis win streak: 3 games

SMU

21 games
SMU leads series 13-8-0

Year	Winner	Score	Site
1935	SMU	14-0	Tulsa
1943	Tulsa	20-7	Dallas
1991	Tulsa	31-26	Dallas
1996	SMU	17-10	Dallas
1997	SMU	42-41	Tulsa
1998	SMU	33-3	Dallas
1999	SMU	28-14	Tulsa
2000	SMU	24-20	Dallas
2001	SMU	24-14	Tulsa
2002	SMU	24-21	Dallas
2003	Tulsa	35-16	Tulsa
2004	SMU	41-35 (OT)	Dallas
2005	Tulsa	20-13	Tulsa
2006	SMU	34-24	Dallas
2007	Tulsa	29-23	Tulsa
2008	Tulsa	37-31	Dallas
2009	SMU	27-13	Tulsa
2010	SMU	21-18	Dallas
2011	Tulsa	38-7	Tulsa
2012	SMU	35-27	Dallas
2014	Tulsa	38-28	Tulsa

Last meeting: Nov. 8, 2014 at Tulsa (Tulsa 38, SMU 28)
Tulsa at home: 5-5-0
Tulsa at Dallas: 3-8-0
Last win at Tulsa: Nov. 8, 2014 (Tulsa 38, SMU 28)
Last win at Dallas: Oct. 11, 2008 (Tulsa 37, SMU 31)
Most points by Tulsa: 48, Nov. 15, 2003 (Tulsa 48, La. Tech 18 @ Tulsa)
Most points by SMU: 53, Sept. 14, 2002 (La. Tech 53, Tulsa 9 @ Ruston)
Largest Tulsa margin of victory: 31, Oct. 29, 2011 (Tulsa 38, SMU 7 @ Tulsa)
Largest SMU margin of victory: 30, Nov. 7, 1998 (SMU 33, Tulsa 3 @ Dallas)
Longest Tulsa win streak: 2 games
Longest SMU win streak: 7 games

UCF

8 games
Tulsa leads series 5-3-0

Year	Winner	Score	Site
2005*	Tulsa	44-27	Orlando
2007	UCF	44-23	Orlando
2007*	UCF	44-25	Orlando
2008	Tulsa	49-19	Tulsa
2011	Tulsa	24-17	Orlando
2012	Tulsa	23-21	Tulsa
2012*	Tulsa	33-27 (OT)	Tulsa
2014	UCF	31-7	Orlando

*C-USA Championship Game

Last meeting: Nov. 14, 2014 at Orlando (UCF 31, Tulsa 7)
Tulsa at home: 3-0-0
Tulsa at Orlando: 2-3-0
Last win at Tulsa: Dec. 1, 2012 (Tulsa 33, UCF 27 – OT), C-USA Championship Game
Last win at Orlando: Nov. 3, 2011 (Tulsa 24, UCF 17)
Most points by Tulsa: 49, Oct. 26, 2008 (Tulsa 49, UCF 19 @ Tulsa)
Most points by UCF: 44, Oct. 20, 2007 (UCF 44, Tulsa 23 @ Orlando) and Dec. 1, 2007 (UCF 44, Tulsa 25 @ Orlando, C-USA Championship Game)
Largest Tulsa margin of victory: 30, Oct. 26, 2008 (Tulsa 49, UCF 19 @ Tulsa)
Largest UCF margin of victory: 24, Nov. 14, 2014 (UCF 31, Tulsa 7 @ Orlando)

Longest Tulsa win streak: 4 games
Longest UCF win streak: 2 games

CINCINNATI

31 games
Tulsa leads series 16-13-2

Year	Winner	Score	Site
1946	Tulsa	20-0	Tulsa
1951	Cincinnati	47-35	Cincinnati
1952	Tie	14-14	Tulsa
1953	Cincinnati	14-7	Tulsa
1954	Cincinnati	40-7	Cincinnati
1955	TIE	21-21	Tulsa
1956	Cincinnati	7-6	Cincinnati
1957	Tulsa	12-7	Tulsa
1958	Cincinnati	15-6	Cincinnati
1959	Tulsa	14-7	Tulsa
1960	Tulsa	34-3	Cincinnati
1961	Tulsa	19-0	Tulsa
1962	Tulsa	24-18	Cincinnati
1963	Cincinnati	21-15	Tulsa
1964	Cincinnati	28-23	Cincinnati
1965	Tulsa	49-8	Tulsa
1966	Tulsa	13-0	Cincinnati
1967	Tulsa	35-6	Cincinnati
1968	Tulsa	34-27	Cincinnati
1969	Tulsa	40-24	Tulsa
1970	Tulsa	7-3	Tulsa
1973	Tulsa	16-13	Tulsa
1975	Tulsa	24-16	Tulsa
1976	Cincinnati	16-7	Cincinnati
1977	Cincinnati	28-0	Cincinnati
1978	Tulsa	27-26	Cincinnati
1980	Tulsa	31-13	Tulsa
1993	Cincinnati	22-15	Tulsa
1994	Cincinnati	28-13	Cincinnati
1995	Cincinnati	24-5	Tulsa
1997	Cincinnati	33-24	Cincinnati

Last meeting: Aug. 28, 1997 at Cincinnati (Cincinnati 33, Tulsa 24)
Tulsa at home: 10-4-2
Tulsa at Cincinnati: 6-9-0
Last win at Tulsa: Nov. 27, 2009 (Tulsa 33, Memphis 30 – OT)
Last win at Cincinnati: Oct. 21, 1978 (Tulsa 27, Cincinnati 26)
Most points by Tulsa: 49, Oct. 23, 1965 (Tulsa 49, Cincinnati 8 @ Tulsa)
Most points by Cincinnati: 47, Sept. 29, 1951 (Cincinnati 47, Tulsa 35 @ Cincinnati)
Largest Tulsa margin of victory: 41, Oct. 23, 1965 (Tulsa 49, Cincinnati 8 @ Tulsa)
Largest Cincinnati margin of victory: 33, Oct. 2, 1954 (Cincinnati 40, Tulsa 7 @ Cincinnati)
Longest Tulsa win streak: 8 games
Longest Cincinnati win streak: 4 games

NAVY

2 games
Series is tied 1-1-0

Year	Winner	Score	Site
2004	Navy	29-0	Tulsa
2006	Tulsa	24-23 (OT)	Annapolis

Last meeting: Sept. 23, 2006 at Annapolis (Tulsa 24, Navy 23 – OT)
Tulsa at home: 0-1-0
Tulsa at Annapolis: 1-0-0
Last win at Tulsa: none
Last win at Annapolis: Sept. 23, 2006 (Tulsa 24, Navy 23 – OT)
Most points by Tulsa: 24, Sept. 23, 2006 (Tulsa 24, Navy 23 – OT @ Annapolis)
Most points by Navy: 29, Sept. 18, 2004 (Navy 29, Tulsa 0 @ Tulsa)
Largest Tulsa margin of victory: 1, Sept. 23, 2006 (Tulsa 24, Navy 23 – OT @ Annapolis)
Largest Navy margin of victory: 29, Sept. 18, 2004 (Navy 29, Tulsa 0 @ Tulsa)
Longest Tulsa win streak: 1 game
Longest Navy win streak: 1 game

TULANE

11 games
Tulsa leads series 9-2-0

Year	Winner	Score	Site
1968	Tulane	25-15	New Orleans
2005	Tulsa	38-14	Monroe, La.
2006	Tulsa	38-3	Tulsa
2007	Tulsa	49-25	New Orleans
2008	Tulsa	56-7	Tulsa
2009	Tulsa	37-13	New Orleans
2010	Tulsa	52-24	Tulsa
2011	Tulsa	31-3	New Orleans
2012	Tulsa	45-10	Tulsa
2013	Tulane	14-7	New Orleans
2014	Tulsa	38-31 (2OT)	Tulsa

Last meeting: Aug. 28, 2014, at Tulsa (Tulsa 38, Tulane 31 – 2OT)
Tulsa at home: 5-0-0
Tulsa at New Orleans: 3-2-0
Tulsa at Neutral Site: 1-0-0 @ Monroe, La.
Last win at Tulsa: Aug. 28, 2014 (Tulsa 38, Tulane 31 – 2OT)
Last win at New Orleans: Sept. 10, 2011 (Tulsa 31, Tulane 3)
Most points by Tulsa: 56, Nov. 22, 2008 (Tulsa 56, Tulane 7 @ Tulsa)
Most points by Tulane: 31, Aug. 28, 2014 (Tulsa 38, Tulane 31 @ New Orleans)
Largest Tulsa margin of victory: 49, Nov. 22, 2008 (Tulsa 56, Tulane 7 @ Tulsa)
Largest Tulane margin of victory: 10, Nov. 9, 1968 (Tulane 25, Tulsa 15 @ New Orleans)
Longest Tulsa win streak: 8 games
Longest Tulane win streak: 1 game



D'ANGELO BREWER






Tulsa has appeared in a total of 19 bowl games, including eight in the last 12 seasons. The 2005 AutoZone Liberty Bowl victory over Fresno State was the first of five wins in Tulsa's last eight bowl games.

HISTORY

INSIDE

Tulsa Football Historical Review	94-102	Tulsa's Pro Draftees	112-113
Hurricane Bowl History	103-109	Hurricane in All-Star Games	114
Pro Football Hall of Fame Inductees	109	Current NFL Players	114
Retired Jerseys	110	Tulsa's Conference History	115
National Awards	110	All-Conference Selections	116-118
All-Americans	111	Conference Honors	117



1895: The Legacy Begins

The legacy of Tulsa football began when the Bacone School for Indians and Henry Kendall College, which later became The University of Tulsa, did battle in 1895. It was one of the first football games in the Indian Territory and the game caused a lot of excitement within the student bodies of each school as well as the citizens of the Territory.

People in the Oklahoma Territory were excited by the prospects of having football in the area, but no one really understood how the game was played. The Kendall team didn't even actually have a coach in that first season. A young transfer student from Springfield, Missouri, named Norman Leard stepped up to the task.

Although there was no score recorded, Kendall College won the only game the team played that year.

Football struggled to gain its prominence at the college. The college played only 19 games between 1900 and 1910. No teams were fielded in 1903, 1904, 1906, 1907 or 1911.

Kendall College's reappearance on the collegiate football scene in 1912 came at a time when the game itself was becoming modernized. New rules altered the game. Offenses were allowed four downs to make 10 yards. The length of the playing field was reduced from 110 to 100 yards, and most importantly, the 20-yard limit on forward passes was removed.

By 1914, the resurrection of Kendall College football was in full swing and two men helped spur that along. Sam McBirney, a Tulsa banker, and Francis Schmidt came on the scene. In 1914, McBirney led the team to a 7-2 record with five shutout victories, and followed that season with a 6-1-1 record in 1915.

It wasn't just McBirney who jump-started the football program. Ivan Grove, who was one player instrumental in building the the Kendall football program, was the key to undefeated seasons of 1916 and 1919. He quarterbacked the Presbyterians from 1914 through 1916, and again in 1919.

During the 1916 season, Grove and receivers Virgil Jones and Madison "Puny" Blevins developed the controversial "tower play". The play called for Jones and Blevins to sprint down field, Blevins would stop, lift Jones onto his shoulders, and Grove would toss the ball to Jones. At that time, there were

no rules against such a play But it only worked once for the Kendallites in a 117-0 thrashing of Missouri School of Mines.

That was the type of domination Kendall experienced in 1916. The season ended with Kendall producing an undefeated 10-0 record, and laying claim to the unofficial title of "state champions."

While the team turned in their uniforms that season, a few Tulsa businessmen wanted one more game for the Kendall team, against the fabulous Irish of Notre Dame. How close Kendall came to playing Notre Dame in the finale of the 1916 season probably will never be known, but a definite move was underway with some of the town's wealthiest oilmen reportedly backing the promotion.

Prior to the 1917 season, McBirney went back to his bank, and Schmidt, an assistant coach under McBirney, went to fight in World War I, as did a number of players. As a result, the 1917 season was a rough one for Kendall College.

Hal Medford took the coaching reins, but enrollment dropped drastically as did the male population. With only two varsity players available, Medford took the initiative to recruit players from Kendall Academy to fill the roster. The team had many weak areas and Medford had a hard time finding players to strengthen those areas. The team went without a win, thus it was called "the season that fell victim to the Kaiser's war."

By 1919, the Presbyterians were back in full force and primed for a comeback. Schmidt came back from the war ready to coach, and McBirney joined him as an assistant coach this time. All the players from previous years were back now, including Grove, and optimism was high.



Henry Kendall College 1916 Football Team





INTRO

PLAYERS

STAFF

REVIEW

AMERICAN ATHLETIC
CONFERENCE

OPPONENTS

HISTORY

RECORDS



Tulsa versus Arkansas, 1920.

The team played nine games, but only three were seen as serious threats — Oklahoma, Oklahoma A&M and Arkansas. The powerful Kendall team with Grove, John Young, Benton Springer, Harry Miller and Vergil Jones back in 1919, pummeled its first opponent, Oklahoma Baptist. Kendall scored 22 touchdowns and 20 conversions to amass a 152-0 victory.

Tulsa went on to defeated two of its main rivals, including 27-0 against Oklahoma and a 63-7 victory over Arkansas. Tulsa and Oklahoma A&M tied 7-7.

By the turn of the century, Henry Kendall College was on the map as a team to reckon with on the field.

The Glorious Twenties

Schmidt took Henry Kendall College into the new decade with another undefeated season in 1920, the third such season in the brief history of the school. Kendall outscored its opponents in 1920, 621 to 21 points.

As the decade progressed, changes ranging from coaching to the name of the university itself altered the face of Kendall football.

The first thing to change was the actual name of the university. On February 8, 1921, The University of Tulsa was born. The administration of Kendall College believed that by taking on the name of the city, more support from its citizens would follow. This change was met with immediate increases in donations, thus proving its effectiveness.

Schmidt, who led the 1921 team to a 6-3 record, was preparing for the 1922 season when he was named the head coach at the University of Arkansas.

Enter the name Howard Acher. When he took over the position, Acher saw great potential in his team and wanted to publicize it by creating a new identity with a new nickname. Sports writers and others had called the school by any number of names from the Presbyterians to the Orange and Black, to the Kendallites.


After an opening day win against a strong Texas Christian University team in 1922, Acher put his mind to work. The press had claimed that the Kendall football team blew through its opponents like a tornado. So, it figured that Tornadoes, would be the nickname with "golden" added to identify the color of the uniforms. However, it was later found that Georgia Tech had claimed that name, so from tornado it was evolved meteorologically to a hurricane. Thus the squad voted, and the name "Golden Hurricane" became the new team moniker with the gold added because of the jersey color.

TU lived up to its nickname as the Golden Hurricane blew through the Texas A&M defense in the next game with pass after pass from quarterback Rex Thomas. TU won its first game as the Golden Hurricane by a score of 13-10.

A perfect 9-0 record in was followed with two straight losing seasons, and after the 1924 season Acher resigned his position as head coach. His replacement was quite a shock to everyone as Elmer "Gloomy Gus" Henderson was chosen to take over the coaching reins. The selection of Henderson wasn't as much of a surprise as was his acceptance of the offer. He was coming from a program at the University of Southern California where, "one All American was in the game, and his substitute on the bench was an All American." No one could understand why he would leave such a program. But the reason was simple, his lucrative contract at Tulsa.

Known as "Gloomy Gus" because of his pessimism when speaking for publication, he found success easy at Tulsa. He taught his team five new formations, and put the team back on its feet after only three wins over the previous two seasons. His first few seasons resulted in 13 wins and four losses, and by 1927, Golden Hurricane football was well on its way to recovery.

In 1928, prosperity in America and the success of Tulsa football, inspired Henderson to dream of a new stadium. He took his dream to the rich oilmen of Tulsa, and they supported it. A short time later, Henderson saw his dream come true. The University of Tulsa football team had a new home to go along with the new philosophy and nickname.



The first game in Skelly Stadium was played on Oct. 4, 1930, as Tulsa defeated Arkansas 26-6.

Tulsa Football Gets a New Home

The 1930 season saw Coach Henderson's dream of a new home for Tulsa football become a reality. Though the Depression had hit hard, the need for a new stadium was growing by the day.

McNulty Park, the original home of the Golden Hurricane, had become archaic by modern collegiate standards. In actuality, it was a baseball field that only measured 90 yards. This meant teams had to cross the goal line once, place the ball back on the 10 yard line, and cross the goal line again in order to score.

By 1930, the new stadium had been approved and funding for the \$300,000 project had been acquired, so there could be no stopping. The stadium was built to hold 15,000 spectators, and the north and south ends were left open for future growth. Capacity now stands at 40,235. The stadium was named after William G. Skelly, a local oilman, who donated \$125,000 to the project. The balance was raised by Tulsa businessmen by organizing the Stadium Corporation of Tulsa.



Coach Frnka pictured with Glenn Dobbs, 1941.

The stadium was dedicated at the 1930 season opener against Arkansas. The Golden Hurricane christened their new home with a 26-6 victory.

One of the mainstays for the Golden Hurricane during this transition was Chet Benefiel who played for TU from 1928 to 1931. The halfback's exploits on the football field was said to have spurred the support for TU football that resulted in the building of Skelly Field. Benefiel earned honorable mention All-America honors in 1930, and captained two teams. He was Oklahoma Back of the Year in 1929, and was selected to the All-Oklahoma team in 1929 and 1930.

As the Hurricane adapted to its new surroundings, the team's prosperity grew. Henderson's 1933 team was the highlight of the decade.

The Golden Hurricane played seven games that season, posting victories over rivals Oklahoma, Kansas and Arkansas. The Hurricane also soundly beat Oklahoma Central, Washburn and George Washington. The lone setback TU suffered was at the hands of Texas A&M. Wins over such strong competition caused the team of 1933 to be called one of the best in Tulsa football history.

When Henderson decided to leave his coaching post in 1935, TU went in search of a successor. What they found was yet another Rose Bowl champion coach from Southern Methodist University named Vic Hurt. At first, Hurt didn't accept the position, but with some persuasive recruiting talk and a visit to campus, he accepted.

Hurt's tenure lasted three seasons and after the 1938 season, he stepped down to take the head coaching post at Kansas.

Former TU player Chet Benefiel moved up from his freshman coaching position to be Hurt's successor. In 1940, Benefiel led the Hurricane to share the Missouri Valley Conference Championship in 1940. However, his contract was not renewed for the next season. As a result, Tulsa hired Henry Frnka who would lead the Hurricane through one of the most successful decades in Tulsa football history.

Tulsa Goes to Five Straight New Years Day Bowl Games — The First School to Accomplish that Feat

The 1940s saw great development in the strength and notoriety of the University of Tulsa Golden Hurricane. Players like Glenn Dobbs, Sax Judd, Bobby Jack Stuart and N.A. Keithley, combined with the coaching of Frnka meant five straight bowl berths. Tulsa became the first school to go to five straight New Years Day Bowl Games, starting with the Sun Bowl on January 1, 1942. Two Sugar Bowls, the Orange Bowl and Oil Bowl followed.

Frnka brought a fervent love of the game and a strong desire to learn as much as he could about the game to Tulsa. He built a national football powerhouse en route to a career record of 40-9-2 in his five years.

The bowl appearances began in 1941 as the Hurricane posted a 7-2 regular season record. By early December, there had been no talk of a bowl bid for the Hurricane. A 13-6 loss to Arkansas seemed to have dashed any bowl dreams the team may have had. However, on December 4, word came that TU had in fact been invited to the Sun Bowl to play Texas Tech in El Paso, Texas on January 1, 1942.

Tech was favored in the game, but that fact did not intimidate the Hurricane. As the waning minutes of the game approached and the game still scoreless, Dobbs connected with Judd who fell over the goal line for the games only points. Tulsa emerged victorious from its first bowl game.

Tulsa's bowl dynasty gained strength in 1942. At the end of the regular season, the Hurricane had the only perfect record in college football going at 10-0.

It had been rumored that the Hurricane was in line for the Rose Bowl, but when the invitation came, it was from New Orleans and the Sugar Bowl. Tulsa's opponent would be Tennessee.





1941 Tulsa Football Team, First Bowl Team

Tulsa struck first in that January 1, 1943 game. On TU's second possession, Dobbs went to work picking apart the Vols' defense to put the Hurricane on top 6-0. As the game went on, TU saw its lead dissipate. The Volunteers pulled to within one point just before halftime.

A safety and another Tennessee touchdown in the second half gave the Vols a 14-7 victory, and ending Tulsa's hope of going 11-0 on the season and being able to claim the nation's number one ranking. Tulsa ended the season 10-1 and ranked fourth in the nation.

The 1943 season saw Tulsa receive a second straight invitation to the Sugar Bowl. This time the opponent would be Georgia Tech.

After the Tulsa offense failed to gain a first down, Clyde LeForce faked a field goal and threw the ball to Ed Shedlosky for a 6-0 Tulsa lead on the first Hurricane possession. At the start of the second quarter, TU struck again on a Jimmy Ford 76-yard touchdown run putting TU in command 12-0. Then, the Yellow Jackets got on the scoreboard making it a 12-7 game. By halftime, the score stood at 18-7.

As the second half began, the Yellow Jackets began a comeback that broke the backs of the Hurricane. Tech quickly scored a touchdown to bring the score to 18-13. A 78-yard drive hammered the final nail in the Hurricane's coffin as the game ended in a 20-18 heartbreaking defeat.

As the next season took shape, TU was looking good for a fourth straight bowl game. Tulsa's wish came true when the Hurricane received word that they'd have a chance to avenge the previous year's bowl loss to Georgia Tech. This time Tulsa would face Tech in the Orange Bowl on January 1, 1945.


Tulsa scored two first quarter touchdowns and added a third TD in the third quarter before Tech was able to get on the scoreboard. Tech had a third period score and each team scored once more in the final quarter, as Tulsa held on for a 26-14 win.

Coming off that bowl victory, TU was hungry for another, and that hunger grew as the 1945 season began. Hopes of another big bowl appearance were strong, but setbacks near the end of the season deflated those hopes somewhat. However, Tulsa impressed the Oil Bowl selection committee enough with a 20-18 win over Hondo Air Base in the regular season finale to earn a bowl bid. Thus, the Golden Hurricane found itself in its fifth straight bowl game playing Georgia.

The Oil Bowl game was close throughout, as each team capitalized on turnovers

and the score stayed 7-6 until the fourth quarter, when the Bulldogs scored 13 of their 20 points in that quarter. Tulsa came out on the short end of a 20-6 battle.

Although that loss ended Tulsa's bowl appearances for a time, the accomplishment of having gone to five straight bowl games put The University of Tulsa on the college football map. The Frnka era also ended with the Oil Bowl game. But, his contributions to Tulsa kept alive a tradition of quality football that ranks with some of the best in the country that carried into the 1950s.



The Bowl Legacy Continues

J.O. "Buddy" Brothers moved into the head coaching position in 1946 and took the Hurricane program into the 1950s, but not before posting a 9-1 record in 1946. Tulsa hit a low point in 1948 with an 0-9-1 record, but two years later Tulsa bounced back with a 9-1-1 mark in 1950.

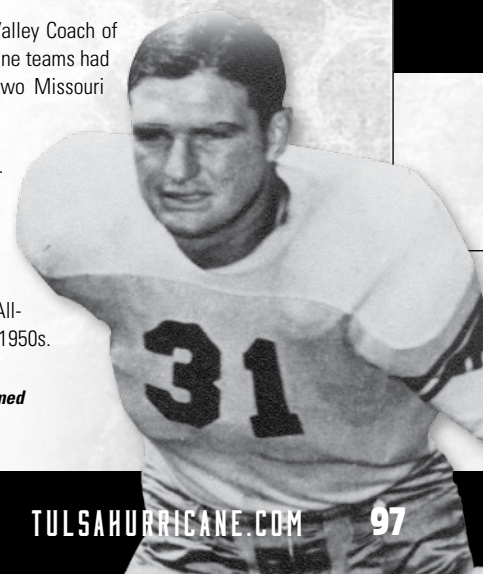
The highlight of the 1950s was Tulsa's visit to the Gator Bowl following the 1952 season where they met a strong Florida team. That season, the Hurricane posted an 8-2-1 record as TU renewed their bowl tradition.

Several players played key roles in the success of that 1952 team. Of course, it all started with inspiration from Coach Brothers, who was born with no left hand. He inspired his players with his courage and determination not to allow his handicap to get in the way. Tom Ham, a player for Brothers on that 1952 team, once said "coach Brothers showed his toughness every day at practice." His toughness spurred the Hurricane to success in 1952.

Coach Brothers was voted Missouri Valley Coach of the Year in 1949 and 1951. His Hurricane teams had a career record of 26-5-1, winning two Missouri Valley Conference championships.

Tulsa was also blessed with exceptional talent in 1952. Tommy Hudspeth, Marvin Matuszak and Howard Waugh were tri-captains. Hudspeth was a strong defensive back for the Hurricane and was selected to the All-Oklahoma decade football team of the 1950s.

Ellis Jones, a one armed guard, was named as a Football All-American in 1945.




Matuszak, hailed as one of the best linemen in Tulsa history, was the first Hurricane player to twice be named first team All-America. Waugh was a record-setting running back. He led the nation in rushing with 1,372 yards and averaging 6.8 yards per rush.

These three men led a strong Hurricane team into the Florida game. From the time the Hurricane took the field against Florida in the Gator Bowl, they knew they were in for a battle. Florida scored the first time they had the ball, and again on a 37-yard pass play in the second quarter.

When TU took the field for the second half, the Hurricane constructed a drive of 73 yards for their first score pulling the Hurricane within a touchdown at 14-7. Tulsa's second scoring drive covered 46 yards, capped by Waugh leaping into the end zone after the Hurricane recovered a fumble at the Gators' 46-yard line. However, Tom Miner's PAT went wide left leaving Florida with a one-point lead, 14-13.

TU had one final scoring opportunity after another Florida fumble with six minutes remaining in the game. The Hurricane traveled to the Gators' 4-yard line, but had to settle for a field goal attempt that missed, allowing Florida to hold on for a 14-13 victory. Although Tulsa lost that bowl game, the 1952 team and those previous to it had some of the best players in Tulsa history.



1953 Gator Bowl Football Team

all but two regular season games leaving the Hurricane with an 8-2 record and an invitation to the Bluebonnet Bowl in Houston, Texas to face Mississippi.

In that game, Tulsa dominated with its passing game as the Hurricane came from behind to re-establish themselves as a strong bowl team by winning 14-7, and finishing the season with a 9-2 mark.

The 1965 season saw a quarterback named Billy Guy Anderson rise up to lead the Hurricane. It wasn't long before Anderson started breaking the records Rhome had set the year before. Anderson was the nation's leading passer as he took Tulsa to yet another Bluebonnet Bowl.

Twilley was more of a threat than ever as he put his team and NCAA records of the previous year to shame. He caught 134 passes for 1,779 yards and 16 touchdowns in 1965, and came up just short in the Heisman Trophy balloting, as did Rhome the year before, finishing second to USC's Mike Garrett.

The Golden Hurricane went into the Bluebonnet Bowl against Tennessee with an 8-2 record hoping to repeat the success of its previous Bluebonnet Bowl appearance. However, things were rough for the Hurricane this time, as Tulsa could cross the Volunteers' 20-yard line only twice.

Tennessee jumped out to a 14-0 lead as they capitalized on two Tulsa fumbles. They also returned a punt for a third score, and turned an interception into their fourth score. The volunteers put the game out of reach on their last touchdown in the third quarter. Tennessee won the game 27-6.

In the 1960s, Tulsa took the collegiate passing game to a level never seen before. The Hurricane averaged nearly 318 yards in 1964, and increased that average to 346 yards a year later. Under the tutelage of Dobbs, it was Rhome, Anderson and

Twilley who helped revolutionize the way college football was played.

Passing was the Name of the Game in 1960's

As the 1960s took shape, Glenn Dobbs became the head football coach at his alma mater in 1961. Dobbs revitalized Tulsa's passing attack making the Hurricane offense a threat whenever it took the field. Tulsa led the nation in passing for five straight seasons — 1962, 1963, 1964, 1965 and 1966.

Although the 1963 season produced only a 5-5 record, Tulsa's offense, spearheaded by quarterback Jerry Rhome, averaged 199.3 yards passing per contest.


Until 1964, college football was dominated by running attacks. The nation saw Tulsa's vaunted offensive attack in 1964 as the best passing team the nation had ever seen.

For 30 years teams avoided passing the ball because they thought running the ball was a better way to play the game.

What took years for college football to develop, Rhome and company obliterated in two years. In 1964, the Rhome-Twilley connection broke 20 NCAA records for total offense, passing, receiving and scoring. The notorious ety those impressive statistical numbers gave the two Hurricane standouts helped lead them to back-to-back Heisman Trophy runner-up finishes, Rhome in 1964 and Twilley in 1965.

Dobbs obviously didn't believe in the ground attack philosophy. He was one of the Hurricane's most prolific passers himself, so it's no wonder he brought his aerial philosophy back to Tulsa. Under Dobbs' guidance, the Hurricane offense passed 52 percent of the time, well above the 29 percent Tulsa's opponents were averaging.

Behind that strong offense, the 1964 team won



Lineman Marvin Matuszak (1951) was Tulsa's first two-time All-American.

NFL Talent Flourishes

The 1970s continued the wealth of talent going through the Hurricane program and entering the professional ranks. Some of the players Tulsa turned out that decade went into the NFL and became legends of the game. Names like Steve Largent and Drew Pearson went on to successful careers in the NFL.



When F.A. Dry took over as head coach at mid-season 1972, replacing Claude Gibson after six games, he was faced with the immediate challenge of creating an understanding of his philosophy. That philosophy. He believed that strong organization was key to a successful team.

From the moment Dry took the helm, things began to improve for the Hurricane. His first game came the night after he accepted the head coaching position. Before that game, TU had gone 1-5, but upset Louisville and won its final two games to post a 3-2 record under Dry, and 4-7 on the year. It would be the only year during Dry's four-and-a-half year tenure, that the Hurricane would suffer a losing season. A year later, Dry led Tulsa to a 6-5 record and first place in the Missouri Valley Conference.

The 1976 season was the highlight of the Dry Era as he coached the team to a 7-4 record, a Missouri Valley Conference championship, and a berth in the first Independence Bowl where the Hurricane faced McNeese State University.

Things looked promising for the Hurricane at first as they constructed a 65-yard drive capped by a Thomas Bailey one-yard jaunt into the end zone for the first TU score, but at halftime, Tulsa clung to a slight 7-6 lead.

As the second half started, McNeese State produced a 65-yard scoring drive of their own, topped with a two-point conversion giving them the lead 14-7. The Hurricane scored on a blocked field goal attempt, but the PAT was no good, so the Hurricane stayed a point shy of the lead at 14-13.

After Tulsa made a fourth quarter 38-yard field goal to go ahead 16-14, TU seemed to have the game in the palm of their hands, but McNeese State answered by putting together an 80-yard scoring drive during the final two minutes that put the Hurricane down to defeat 20-16.

Dry made great strides in revitalizing Hurricane football. During his tenure, he posted a 31-18-1 record, and coached many standout players. Twenty-seven of them went into the pro ranks most of which were drafted.

One player who wasn't drafted, turned out to be one of the best NFL receivers of all-time. Drew Pearson signed a free agent contract in 1972 with the Dallas Cowboys where he established himself as one of the best receivers in National Football League history.

After two years as Tulsa's quarterback, he went to the receiving end of the ball and led TU to the Missouri Valley Conference championship in 1971. As a receiver for the Hurricane, Pearson caught 55 passes for 1,119 yards placing him tenth in



Skelly Stadium was expanded to 40,235 seats in 1964.

receiving in TU history. His senior season, Pearson averaged 20.9 yards per catch scoring five touchdowns. Pearson was signed with the Dallas Cowboys as a free agent in 1972.

Steve Largent, who would become an NFL Hall of Fame inductee, was favorably compared to Howard Twilley while at Tulsa. In 1974 and again in 1975, Largent led the nation in touchdown receptions with 14 touchdowns each year. He was a two-time selection for the all-MVC team and was named to the Associated Press second team All-American squad in 1975. Largent averaged 17.5 yards per catch for his career, and caught 51 passes for 1,000 yards his senior season.

In 1977, offensive lineman Steve August was a first round draft selection of the Seattle Seahawks.

These players and others, along with the man who coached them made a mark on Tulsa football history. Some made a mark on the NFL as well. The teams of the 1970s helped Tulsa build a reputation for developing quality players who can make a difference on a team.

No Justice


John Cooper took over the Tulsa football program in 1977, and suffered through a 3-8 campaign, but in 1978 he rebounded the troops for an impressive 9-2 record.

Perhaps one of the best football teams was assembled in 1982. The only blemish on the season was a loss to nationally-ranked Arkansas. However, Tulsa's 10-1 season and top-20 national ranking was not good enough to impress Bowl scouts.

In that same season, college football fans new about a tandem of running backs at SMU, nicknamed the Pony Express — Eric Dickerson and Craig James. But what college football fans may not have known was that Tulsa has the only other pair of running backs in the country to rush for over for over 1,000 yards each — Micheal Gunter and Ken Lacy. In a takeoff of the Pony Express, Tulsa's tandem was dubbed the "Palomino Express".

That season, Tulsa was not the only 10-1 team snubbed from the Bowl picture, as New Mexico was in the same situation as the Hurricane. Tulsa and New Mexico fans cried out for justice, and Justice is just what they received.

Tulsa and New Mexico would square off in the Justice Bowl on December 19, 1982. At 1:15 p.m. that afternoon, radio stations in the two cities carried the play-by-play of a fictitious matchup between the two schools. In Tulsa, the Hurricane would win the game, and in New Mexico the Lobos triumphed.



Billy Guy Anderson passes for a school record 502 yards in a 48-20 win over Colorado State on Nov. 25, 1965.

INTRO

PLAYERS

STAFF

REVIEW

AMERICAN ATHLETIC CONFERENCE

OPPONENTS

HISTORY

RECORDS

Bowl Games Close out 1980s, Usher in the '90s

Coach Cooper enjoyed a successful tenure taking Tulsa football into the 1980s, while a former Tulsa quarterback would take Hurricane football out of the '80s and into the 1990s. When Dave Rader became head coach in 1988, he became an expansion of Tulsa football's past.

Between Cooper and Rader, Tulsa had two coaches for a total of three seasons. Don Morton was the head coach in 1985 and 1986, while George Henshaw coached the Hurricane for the 1987 season.

Under Rader, Tulsa football experienced a roller coaster ride. The highest points were two bowl games — 1989 Independence Bowl and 1991 Freedom Bowl.

In 1989, the Hurricane posted a 6-5 regular season mark, and represented the Independent Football Alliance at the Independence Bowl, where the Hurricane faced a strong Oregon team from the PAC-10. The Ducks had a second-place conference finish, and was a 16-point favorite, but TU obviously didn't gamble. TU gave the Ducks all the fight they could handle.

Tulsa struck first on a one-yard TD run from Brett Adams, but Oregon bounced back as they put together scoring drives of 54 and 79 yards of their own to take the lead 10-7. The Hurricane took a 17-10 lead into halftime on a field goal and a blocked punt return for a touchdown.

Tulsa scored once more in the third quarter to build their lead to 24-10, but Oregon came back scoring two quick touchdowns to knot the game at 24. As time wound down in the fourth period, the officials ruled against TU on a fumble recovery allowing the Ducks to continue a drive that ended with a final field goal and a victory. Though the Hurricane suffered a heartbreaking loss, that bowl game allowed TU to get back into the college football spotlight.


That spotlight continued to shine in the 1991 season as Tulsa produced a 10-2 season and a number 21 ranking in the final Associated Press football poll. A season that saw the Hurricane upset 15th-ranked Texas A&M 35-34 at Skelly Stadium, and post a come-from-behind 13-10 victory over Southern Mississippi in the "snow bowl" was capped by an invitation to the Freedom Bowl in Anaheim, California, where Tulsa met San Diego State and star running back Marshall Faulk.

At halftime, the two teams went into the locker room deadlocked at 10-10. In the second half, the Tulsa defense became a wall that the Aztecs offense couldn't penetrate, holding them to just 83 yards of total offense.

Late in the game with the Hurricane up by three points, San Diego State muffed a punt at their own eight-yard line resulting in a Tulsa recovery. Two plays later, the Hurricane scored to make the final score 28-17. That Hurricane team went down in Tulsa football history as one of only five teams to have a 10-win season.

Eight Tulsa players from that team went into the NFL, including the likes of quarterbacks T.J. Rubley and Gus Frerotte, lineman Jerry Ostroski, receiver Chris Penn, and defensive stalwarts Barry Minter and Tracy Scroggins.

In 1983, quarterback Steve Gage scored a touchdown on his first collegiate run from scrimmage, and threw a TD on his first pass, both coming in the season opener against San Diego State.



Micheal Gunter, one half of the Palomino Express.

Since 1991, Tulsa football has been in a transition period, moving from a football independent to the Western Athletic Conference. Tulsa became a member of the WAC in 1996, and had its best season of league play in 2001, winning four games.

Tulsa football did not enjoy much success in the 1990s but as history has proven, success was not far away.

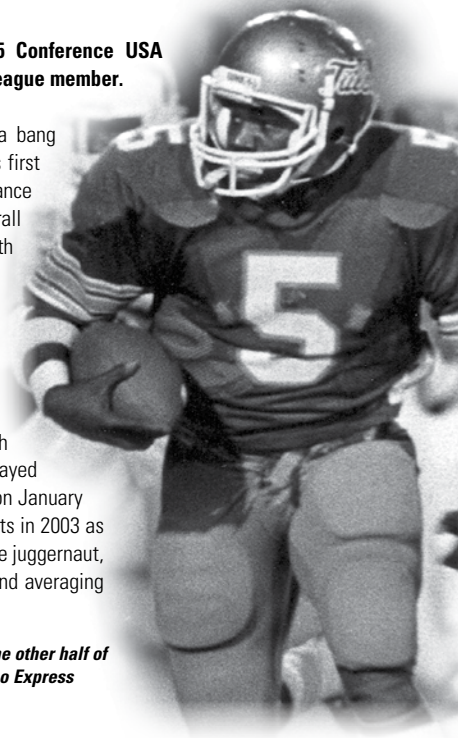
Tulsa Goes to Eight Bowl Games In 12 Years


The Golden Hurricane won the 2005 Conference USA Championship in its first season as a league member.

The Steve Kragthorpe Era began with a bang in 2003, as the Golden Hurricane had its first winning season and first bowl appearance in 12 years. Tulsa posted an 8-5 overall record, and placed second in the WAC with a 6-2 mark.

In his first year as head coach, Kragthorpe led Tulsa to the biggest turn-around in college football with a seven-win improvement from the previous season. Tulsa made the school's 12th bowl appearance as the Hurricane played Georgia Tech in the Humanitarian Bowl on January 3, 2004. Tulsa football returned to its roots in 2003 as the Golden Hurricane became an offensive juggernaut, scoring over 30 points in seven games and averaging 30.8 points per game.

Ken Lacy, the other half of the Palomino Express





Chris Penn (#86) grabs T.J. Rubley's "Hail Mary" pass late in the game to set up a game-winning field goal against Southern Mississippi in 1991.

With an 8-5 record in 2003, Tulsa's seven-win improvement from the previous year was the biggest turn-around in college football for that season.

Although Tulsa only posted four wins in 2004, including two overtime losses, junior Ashlan Davis, a junior college transfer, made NCAA history becoming the first player to run-back five kickoff returns for touchdowns in a single season. He broke the previous NCAA mark of three.

The 2005 season began another new era for the Hurricane as Tulsa officially became a member of Conference USA on July 1, 2005. It would be a year to remember in the first as a C-USA member.


In conference action, Tulsa defeated the preseason favorite to win the C-USA East, Southern Miss, as well as the preseason #3 team in the East Division, Memphis, in the regular season en route to posting a 6-2 league record, winning the C-USA West Division title and playing in the inaugural Conference USA Football Championship Game presented by Xbox 360.

Tulsa captured a 44-27 win in the league championship game over UCF in Orlando, Florida, on Dec. 3, 2005, and received an invitation following the game to play in the AutoZone Liberty Bowl in Memphis, Tennessee.

Tulsa was matched up against former Western Athletic Conference rival Fresno State in the Liberty Bowl game. Tulsa amassed 430 yards in the game and scored 14 points in the final 10:35 of the game to capture a 31-24 victory over the Bulldogs in front of 54,894 fans.



2005 C-USA Champions



Tulsa won the back-to-back GMAC Bowl titles after the 2007 and 2008 seasons.

The Hurricane finished the season with an overall 9-4 record as senior All-American Garrett Mills became the single-season receiving leader in NCAA history for tight ends.

In 2006, Tulsa made its second straight bowl appearance, a feat not accomplished since back-to-back Bluebonnet Bowl appearances in 1964 and '65. The Hurricane played in the Bell Helicopter Armed Forces Bowl and finished the season with an 8-5 record.

The 2007 campaign, the first for former Hurricane defensive coordinator Todd Graham as head coach, proved to be a record-setting season for the Golden Hurricane. Tulsa set 29 school records, 15 C-USA marks and four NCAA records, en route to leading the nation in total offense with 543.9 yards behind Wuerffel Trophy Award winner Paul Smith at quarterback. Tulsa met up with Bowling Green of the Mid-American Conference in the GMAC Bowl and came away with the largest margin of victory in NCAA Bowl history with a 63-7 win over the Falcons. With a 10-4 record, this Tulsa team became one of only six in school history to reach 10 wins.

A year later, the Hurricane won a school record 11 games by posting an 11-3 mark in 2008, established more school records, won the C-USA West Division title and made its' second straight appearance in the GMAC Bowl, defeating No. 22-ranked Ball State by a score of 45-13.

For the second consecutive season, Tulsa again led the nation in total offense with 569.9 yards per game. The Hurricane scored a school record 661 points, while finishing second nationally in scoring with a 47.2 average. Senior running back Tarrion Adams became the school's single-game, single-season and career record-holder for rushing, while senior placekicker Jarod Tracy set the all-time scoring record.

INTRO

PLAYERS

STAFF

REVIEW

AMERICAN ATHLETIC CONFERENCE

OPPONENTS

HISTORY

RECORDS

Only 10 times in NCAA history has a school led the nation in total offense in back-to-back years. Tulsa has done it three of those 10 times (1951-52, 1964-65, and 2007-08).

Tulsa captured its third 10-win season in four years with a 10-3 record in 2010. The season was highlighted with one of the most prestigious wins in school history, a 28-27 road win over Notre Dame, as well as a 62-35 victory against 24th-ranked Hawaii in the Sheraton Hawaii Bowl.

Receiver and kick return specialist Damaris Johnson became the NCAA's all-time record-holder for career all-purpose yards (7,796) and kickoff return yards (3,417). He went on to earn second-team *Associated Press* All-America honors, while Tulsa finished the season ranked 24th in the final *AP* poll.


Another 11-Win Season for Tulsa

Tulsa alumnus Bill Blankenship took over as head coach in January 2011 and encountered a schedule that featured three top-10 teams in the first four weeks of the season, including #1 Oklahoma, #7 Oklahoma State and #4 Boise State in three of the first four weeks. Tulsa faced its fourth top-10 opponent in the final regular season game of the year as No. 7 Houston handed the Hurricane a home loss.


Blankenship led the Hurricane to an 8-5 overall record in year one, making the school's seventh bowl appearance in nine years. Tulsa faced BYU at the Bell Helicopter Armed Forces Bowl, falling in the last minute by a score of 24-21.

In 2012, Blankenship's group posted seven straight victories following an opening road loss at Iowa State. Tulsa won the Conference USA Championship with an overtime win over UCF in the title game, thus setting up a second match-up against Iowa State in the 2012 AutoZone Liberty Bowl.

This time, Tulsa got the best of the Cyclones with a 31-17 victory at Liberty Bowl Stadium in Memphis, Tenn. With the win, Tulsa finished the season with an 11-3 record, tying the school mark for most wins in a season.



The 2010 season was highlighted with one of the most prestigious wins in school history, a 28-27 road win over Notre Dame. Pictured Above: John Flanders intercepts the potential winning touchdown in the final moments to preserve the Tulsa victory.



2012 AutoZone Liberty Bowl Champions



Tulsa's Bowl Games

1942 SUN BOWL

Tulsa 6, Texas Tech 0

El Paso, Texas

January 1, 1942 • Attendance: 12,000



Tulsa earned its first bowl bid with a 7-2 regular season record. Tulsa's only losses were against Texas Christian, 6-0, and Arkansas, 13-6, in Henry Frnka's first season as head coach.

The game with the Red Raiders, which was played

before a partisan Texas crowd, proved to be a defensive struggle. Tulsa's defense held Tech to four first downs and 104 yards of total offense. In the first half, the Raiders pushed the ball to the Tulsa 15-yard line, but the Hurricane defense forced Tech to try a field goal, which missed and resulted in a scoreless first half.

After intermission, Tulsa's Glenn Dobbs punted the ball from the Hurricane 14-yard line out of Tech's end zone, giving Tulsa the momentum. Late in the game, Tulsa mounted a 71-yard touchdown drive behind the passing of Dobbs, who finished the day with 239 passing yards.

With only a few minutes remaining, Dobbs passed to Sax Judd for a 32-yard score, but Dobbs' PAT attempt was blocked. Tulsa intercepted a Tech pass to preserve the 6-0 victory.

Scoring by Qtr.	1	2	3	4	Final
Texas Tech	0	0	0	0	0
Tulsa	0	0	0	6	6

Team Statistics	Tech	Tulsa
First Downs	4	15
Rushing Yardage	62	96
Passing Yardage	42	239
Passes	2-10-1	24-39-2
Punts - Average	12-43.0	15-37.0
Fumbles - Lost	5-2	0-0
Penalties - Yards	8-90	6-60

Game Summary

TU - Judd 32 pass from Dobbs (Dobbs kick-Blk) 6-0

1943 SUGAR BOWL

Tennessee 14, Tulsa 7


New Orleans, Louisiana

January 1, 1943 • Attendance: 70,000

Tennessee nosed out Tulsa, 14-7, in the ninth Sugar Bowl football game before 70,000 fans on a beautiful sunny afternoon.

Tulsa scored first on an aerial march of 60 yards headed by All-American Glenn Dobbs early in the second period. Dobbs threw to end Cal Purdin for the score, while Clyde LeForce kicked the extra point. Later in the same period Tennessee countered with six points of their own and at halftime Tulsa held a slim 7-6 advantage.

The Volunteer's power told the story in the second half, as Tennessee scored a safety by blocking one of Dobbs' punts to take the lead in the third period, 8-7. The Volunteers added another touchdown by its powerful running game in the fourth quarter.



With Tennessee leading 14-7 in the waning minutes of the game, the Hurricane drove to the UT 11-yard line and was within one play of a tie, before Tennessee's Bill Nowling intercepted an N.A. Keithley pass to end any hopes of a Tulsa victory.

Scoring by Qtr.	1	2	3	4	Final
Tennessee	0	6	2	6	14
Tulsa	0	7	0	0	7

Team Statistics	UT	Tulsa
First Downs	14	10
Rushing Yardage	208	39
Passing Yardage	88	168
Passes	7-17-0	17-27-2
Punts - Average	10-41.0	14-43.0
Fumbles - Lost	2-2	0-0
Penalties - Yards	9-100	5-44

Game Summary


TU - Purdin 9 pass from Dobbs (LeForce kick) 7-0
 UT - Gold 3 run (Mitchell kick-NG) 7-6
 UT - Crawford blocked Dobbs punt for safety 7-8
 UT - Fuson 3 run (Mitchell kick-NG) 7-14

1944 SUGAR BOWL

Georgia Tech 20, Tulsa 18

New Orleans, Louisiana

January 1, 1944 • Attendance: 69,000



Tulsa made its second straight trip to the Sugar Bowl but failed in its bid for a victory over Georgia Tech in front of 69,000 fans.

For the first three periods and past the middle of the fourth, Tulsa clinged to the lead. But in the end, Tulsa

could not withstand an offensive attack led by Tech All-American Eddie Prokop who led the 72-yard drive that gave the Yellow Jackets a 20-18 decision.

Tulsa stopped a Tech drive following the opening kickoff, and from their own 14-yard line marched 86 yards to score in the first five minutes. A fake field goal by Clyde LeForce ended up in a TD pass to Ed Shedlosky. TU tailback Jimmy Ford ran around left end for a 79-yard touchdown on the first play of the second quarter for a 12-0 Hurricane lead.

Prior to halftime, Tech scored on a 71-yard drive, followed by a six-yard TD run by TU's LeForce to give the Hurricane an 18-7 halftime lead. Tech made it 18-13 in the third period, and put together a 79-yard drive for a two-point lead in the final quarter. Tulsa could get only as close as the Tech 34-yard line before the final horn sounded.

Prokop gained 199 yards on 29 carries for Georgia Tech, while Tulsa's Ford had 119 yards on 14 carries.

Scoring by Qtr.	1	2	3	4	Final
Georgia Tech	0	7	6	7	20
Tulsa	6	12	0	0	18

Team Statistics	Tech	Tulsa
First Downs	25	8
Rushing Yardage	372	211
Passing Yardage	83	87
Passes	4-16-1	6-15-1
Punts - Average	6-38.0	7-34.0
Fumbles - Lost	3-3	1-1
Penalties - Yards	8-60	6-50

Game Summary

TU - Shedlosky 13 pass from LeForce (LeForce kick-NG) 6-0
 TU - Ford 79 run (LeForce kick-NG) 12-0
 GT - Broyles 1 run (Prokop kick) 12-7
 TU - LeForce 6 run (LeForce kick-NG) 18-7
 GT - Tinsley 47 pass from Prokop (Prokop kick-NG) 18-13
 GT - Scharfachwerft 1-yard run (Prokop kick) 18-20

INTRO

PLAYERS

STAFF

REVIEW

AMERICAN ATHLETIC CONFERENCE

OPPONENTS

HISTORY

RECORDS

1945 ORANGE BOWL

Tulsa 26, Georgia Tech 12
Miami, Florida

January 1, 1945 • Attendance: 29,426



Tulsa sought revenge against the Georgia Tech Yellow Jackets for the come-from-behind victory in the previous year's Sugar Bowl. This time Tulsa handed the Jackets a 26-12 loss in front of 29,426 fans at the Orange Bowl.

The Hurricane jumped out to a 14-0 first quarter lead and held that same advantage at halftime. On Tulsa's first play of the third quarter, the Hurricane used some razzle-dazzle as Perry Moss threw to Nip Goodnight at the 35-yard line, who then lateraled to Barney White, who sped straight down the north side line for six points, making the score 20-0.

Tech came back with six points of their own in the third period. Tulsa's Camp Wilson quickly quieted the crowd taking the Tech kickoff on the 10-yard line and racing 90 yards for a 26-6 Tulsa lead. Georgia Tech added six points in the final quarter to pull within 14 points of the victorious Hurricane.

Scoring by Qtr.	1	2	3	4	Final
Georgia Tech	0	0	6	6	12
Tulsa	14	0	12	0	26


Team Statistics	Tech	Tulsa
First Downs	16	14
Rushing Yardage	36	180
Passing Yardage	304	137
Passes	18-34-2	6-15-0
Punts - Average	4-35.0	5-34.0
Fumbles - Lost	7-3	2-1
Penalties	1-15	4-41

Game Summary		
TU - Shedlosky 14 pass from Moss (Moss kick)		7-0
TU - Shedlosky 4 run (Moss kick)		14-0
TU - White 35 run (Moss PAT Blk)		20-0
GT - McIntosh 40 run (Bowen kick-NG)		20-6
TU - Wilson 90 KO return (Moss kick-NG)		26-6
GT - Taylor 3 run (Tinsley kick-NG)		26-12

1946 OIL BOWL

Georgia 20, Tulsa 6
Houston, Texas

January 1, 1946 • Attendance: 27,000



Just as Georgia had capitalized on a poor punt, Tulsa capitalized on a fumble that was recovered at the Georgia 13-yard line. Five plays later Camp Wilson went over for the touchdown from one yard out giving Tulsa what would be their only score of the game.

The score remained 7-6 through three quarters, but Georgia threw a 47-yard touchdown pass on its second fourth quarter possession, and added a 68-yard punt return for a touchdown by Charlie Trippi. Tulsa had two more opportunities to score but failed.

Scoring by Qtr.	1	2	3	4	Final
Georgia	7	0	0	13	20
Tulsa	0	6	0	0	6


Team Statistics	Georgia	Tulsa
First Downs	14	7
Rushing Yardage	178	69
Passing Yardage	110	79
Passes	5-15-1	6-21-0
Punts - Average	7-36.0	12-35.0
Fumbles - Lost	4-3	1-1
Penalties - Yards	4-29	4-40

Game Summary		
UGA - Smith 3 run (Jernigan kick)		0-7
TU - Wilson 1 run (Brown kick-NG)		6-7
UGA - Donaldson 8 run (Jernigan kick)		6-14
UGA - Trippi 68 punt return (Jernigan kick-NG)		6-20

1953 GATOR BOWL

Florida 14, Tulsa 13
Jacksonville, Florida

January 1, 1953 • Attendance: 30,015



Tulsa battled back from a 14-0 halftime deficit, but saw its brilliant rally fall one point shy as Florida escaped with a 14-13 victory in front of a Gator Bowl crowd of 30,015.

The Gators scored the first time they had the ball, driving 78 yards in 11 plays. Florida scored again in the second period on a 37-yard pass play, capping an 80-yard, 13-play drive. But in the second half, Tulsa's offense threw the Florida defense off balance with the running of Jake Roberts.

The Hurricane put together drives of 73 and 46 yards in the second half. Roberts ran for a three-yard touchdown in the third quarter, followed by a Tom Miner extra point. Tulsa's next touchdown drive began following a Florida fumble at their own 46-yard line. Howard Waugh went over from three yards out for the touchdown. Miner's extra point attempt went wide to the left.

With six minutes left to play, the Hurricane recovered another Florida fumble. Tulsa drove to the Gators' four-yard line, but had to settle for a field goal that again went wide left. Florida was left with just under three minutes to hold onto the ball and the victory.

Scoring by Qtr.	1	2	3	4	Final
Florida	7	7	0	0	14
Tulsa	0	0	7	6	13

Team Statistics	UF	Tulsa
First Downs	20	17
Rushing Yardage	233	182
Passing Yardage	101	132
Passes	7-11-1	10-16-1
Punts - Average	1-38	4-31
Fumbles - Lost	6-4	3-1
Penalties - Yards	5-34	9-84

Game Summary		
UF - Casares 1 run (Casares kick)		0-7
UF - Hall 37 pass from Robinson (Casares kick)		0-14
TU - Roberts 3 run (Miner kick)		7-14
TU - Wash 3 run (Miner kick-NG)		13-14



1964 BLUEBONNET BOWL

Tulsa 14, Mississippi 7
Houston, Texas

December 19, 1964 • Attendance: 50,000

Tulsa quarterback Jerry Rhome offset Mississippi's quick, blitzing defense with a mixture of running and passing as the Hurricane came from behind to upset the Rebels, 14-7, in the Bluebonnet Bowl.

Rhyme completed 22 of 36 passes for 252 yards and gained 29 yards on the ground. He was the unanimous selection for the most outstanding back. Tulsa defensive lineman Willie Townes, who harassed Rebel quarterback Jim Weatherley, was named the game's outstanding lineman.



Ole Miss opened the scoring with a one-yard Weatherley run in the second quarter. Rhome answered on a fourth down situation with a one-yard run of his own with 6:15 remaining in the first half. The Tulsa drive covered 72 yards.

In the third quarter, Rhome threw 35 yards to flanker Eddie Fletcher for the go-ahead touchdown that proved to be the game-winner.

Scoring by Quarter	1	2	3	4	Final
Mississippi	0	7	0	0	7
Tulsa	0	7	7	0	14

Team Statistics	Miss	Tulsa
First Downs	10	19
Rushing Yardage	104	71
Passing Yardage	113	252
Passes	16-24-2	22-36-1
Punts - Average	8-31	7-32
Fumbles - Lost	0-0	0-0
Penalties - Yards	4-50	4-30

Game Summary

M - Weatherly 1-yard run (Irwin kick)	0-7
TU - Rhome 1-yard run (Twilley kick)	7-7
TU - Fletcher 35 pass from Rhome (Twilley kick)	14-7

1965 BLUEBONNET BOWL

Tennessee 27, Tulsa 6
Houston, Texas

December 18, 1965 • Attendance: 40,000



national passing champions.

Other than a 44-yard, 11-play touchdown drive in the closing minutes of the first quarter that saw Gary McDermott run in from one yard out, Tulsa did not cross the Tennessee 20-yard line until the last minute of the game.

Tennessee, who jumped out to a 6-0 lead, scored its first and second touchdowns on drives of 48 and 33 yards following Tulsa fumbles. Tennessee's third touchdown came on a seven-yard drive after a 45-yard punt return.

The Volunteers led 20-6 at halftime and put the game out of reach with their final touchdown early in the third quarter, coming after another Tulsa turnover. Statistically, Tulsa outgained the Volunteers by 105 yards, including a 250 to 37-yard advantage in the passing department.

Scoring by Quarter	1	2	3	4	Final
Tennessee	6	14	7	0	27
Tulsa	6	0	0	0	6

Team Statistics	UT	Tulsa
First Downs	11	16
Rushing Yardage	181	73
Passing Yardage	37	250
Passes	3-7-1	23-47-4
Punts - Average	6-43.0	5-35.0
Fumbles - Lost	4-2	3-3
Penalties - Yards	8-80	1-15

Game Summary

UT - Wantland 4 pass from Warren (Leake kick-NG)	0-6
TU - McDermott 1 run (Twilley kick-NG)	6-6
UT - Warren 1 run (Leake kick)	6-13
UT - Warren 1 run (Leake kick)	6-20
UT - Mitchell 11 run (Leake kick)	6-27


1976 INDEPENDENCE BOWL

McNeese St. 20, Tulsa 16
Shreveport, La.

December 13, 1976 • Attendance: 19,164

The inaugural Independence Bowl wasn't decided until McNeese State fullback Oliver Hadnot scored the winning touchdown with 37 seconds remaining on the game clock, giving McNeese a 20-16 win.

The excitement began almost immediately as Tulsa completed a 65-yard drive for an opening drive score. Fullback Thomas Bailey's one-yard run capped Tulsa's scoring drive.



At halftime, Tulsa held onto a 7-6 lead. However, in the third quarter the Cowboys took a 14-7 lead with a 63-yard drive and two-point conversion.

On their next possession, McNeese attempted a 51-yard field goal that was blocked, recovered and returned by Tulsa's Mel McGowen 65 yards for a score. The extra-point-attempt was blocked and the Southland Conference champions led 14-13 with 4:07 remaining in the third period.

With 4:22 remaining, Tulsa appeared to have won the game when Steve Cox kicked a three-pointer from 38 yards out to put his team ahead, 16-14. However, McNeese drove 80 yards from their own 20-yard line in the last two minutes and Hadnot raced the final 25 yards for the winning score.

Scoring by Quarter	1	2	3	4	Final
McNeese State	3	3	8	6	20
Tulsa	7	0	6	3	16

Team Statistics	State	Tulsa
First Downs	11	17
Rushing Yardage	46-152	45-108
Passing Yardage	57	172
Passes	5-18-1	13-30-1
Punts - Average	9-39.0	5-30.0
Fumbles - Lost	3-1	7-3
Penalties - Yards	11-105	16-100

Game Summary

TU - Bailey 1 run (Cox kick)	7-0
MSU - Peebles 42 FG	7-3
MSU - Peebles 34 FG	7-6
MSU - McArthur 1 run (McFarland run)	7-14
TU - McGowen 65 blocked FG return (Cox kick-Bik)	13-14
TU - Cox 39 field goal	16-14
MSU - Hadnot 25-yard run (pass-NG)	16-20

INTRO

PLAYERS

STAFF

REVIEW

AMERICAN ATHLETIC CONFERENCE

OPPONENTS

HISTORY

RECORDS

1989 INDEPENDENCE BOWL

Oregon 27, Tulsa 24
Shreveport, La.

December 16, 1989 • Attendance: 44,621



The PAC-10 Conference's second-place team, the Oregon Ducks, entered the Independence Bowl against Tulsa as 16-point favorites, only to hang on for a controversial 27-24 win. The Hurricane went into the game without the services of All-America receiver Dan Bitson, who

suffered numerous injuries in an automobile accident two weeks earlier.

The Hurricane scored first on a Brett Adams one-yard run. Oregon put together drives of 54 and 79 yards to take a 10-7 lead, until a Tulsa field goal of 26 yards by David Fuess knotted the score at 10-10 with just over two minutes to play in the first half.

Tulsa took the halftime lead, 17-10, on a blocked punt by Herbert Harvey. Derrick Williams picked up the ball and raced 21 yards for the score with 22 seconds left on the first half clock.

Adams added another one-yard touchdown run in the third period as Tulsa took a 24-10 lead. However, Oregon scored two touchdowns in a six-minute span late in the third quarter and early in the fourth.

With just over three minutes to play, an apparent Tulsa recovery of an Oregon fumble was overruled by the officials. Thus, the Ducks converted on a 20-yard field goal to capture a 27-24 victory.

Scoring by Quarter	1	2	3	4	Final
Oregon	3	7	7	10	27
Tulsa	7	10	7	0	24

Team Statistics	UO	Tulsa
First Downs	16	14
Rushing Yardage	140	70
Passing Yardage	320	183
Passes	23-40-2	17-34-2
Punts - Average	3-23.5	5-34.8
Fumbles - Lost	2-1	3-1
Penalties - Yards	5-49	1-1

Game Summary

TU - Adams 1 run (Fuess kick)	7-0
UO - McCallum 29 FG	7-3
UO - Hargain 20 pass from Musgrave (McCallum kick)	7-10
TU - Fuess 26 FG	10-10
TU - D. Williams 21 blocked punt return (Fuess kick)	17-10
TU - Adams 1 run (Fuess kick)	24-10
UO - Reitzug 9 pass from Musgrave (McCallum kick)	24-17
UO - Musgrave 1 run (McCallum kick)	24-24
UO - McCallum 20 FG	24-27


1991 FREEDOM BOWL

Tulsa 28, San Diego State 17
Anaheim, Calif.

December 30, 1991 • Attendance: 34,217

Tulsa, making its second bowl appearance in three years and its first at-large showing since 1976, notched its first bowl victory since 1964 with a 28-17 win over San Diego State in the eighth Freedom Bowl.

Tulsa's veteran offensive line opened huge holes for tailback Ron Jackson, who grabbed Most Valuable Player honors as he rushed by 211 yards and a Freedom Bowl record four touchdowns on 46 carries. The junior scored once in each of the four quarters, accounting for touchdown runs of 10, 6, 4 and 4 yards, respectively.



The teams were deadlocked at the end of the first and second quarters. Tulsa's defense came alive after intermission holding the potent Aztec offense to just three points and 83 total yards.

Tulsa led 21-17 late in the game when Gus Frerotte's booming 54-yard punt was mishandled by Aztec return specialist T.C. Wright at his own 8-yard line. Billy Cole recovered for Tulsa and the Hurricane scored two plays later to seal the win. The victory earned Tulsa a ranking of 21st in the final Associated Press and CNN/USA Today polls.

Scoring by Quarter	1	2	3	4	Final
San Diego State	7	7	0	3	17
Tulsa	7	7	7	7	28

Team Statistics	Tulsa	SDSU
First Downs	23	21
Rushing Yardage	256	189
Passing Yardage	122	164
Passes	9-17-0	19-37-0
Punts - Average	5-34.4	5-35.2
Fumbles - Lost	4-1	3-2
Penalties - Yards	2-20	6-38


Game Summary

SDSU - Faulk 2 run (Trakas kick)	0-7
TU - Jackson 10 run (Lange kick)	7-7
TU - Jackson 6 run (Lange kick)	14-7
SDSU - Lowery 4 run (Trakas kick)	14-14
TU - Jackson 3 run (Lange kick)	21-14
SDSU - Trakas 26 FG	21-17
TU - Jackson 4 run (Lange kick)	28-17

2003 HUMANITARIAN BOWL

Georgia Tech 52, Tulsa 10
Boise, Idaho

January 3, 2004 • Attendance: 23,118



Tulsa won five straight games to end the regular season and claimed second-place in the Western Athletic Conference. The prize was a trip to play Georgia Tech of the Atlantic Coast Conference in the Humanitarian Bowl. It would be the third

meeting between the two school's, and all three times in bowl games.

The game marked Tulsa's first bowl appearance in 12 years and the eight wins was more than the previous three seasons put together. Although the Hurricane enjoyed its trip to Boise, Idaho, the game was another story. Despite trailing just 10-3 at halftime, Georgia Tech had controlled the first half out-gaining the Hurricane 129-20.

The second half was more of the P.J. Daniels show for Tech. The running back had 104 yards at halftime, and ended the game with 307 rushing yards and four touchdowns. While the Tulsa defense couldn't stop Daniels, the Hurricane offense was giving the Yellow Jackets a short field with six lost fumbles. Six of Tech's eight touchdown drives began inside the Tulsa 40-yard line, and four of those TDs coming after a Tulsa fumble.

Tech put up 42 second-half points and went on for a 52-10 victory, the most lopsided Bowl loss for the Hurricane in 12 postseason appearances.

Scoring by Quarter	1	2	3	4	Final
Georgia Tech	7	3	21	21	52
Tulsa	0	3	0	7	10

Team Statistics	Tech	Tulsa
First Downs	15	10
Rushing Yardage	371	-56
Passing Yardage	19	200
Passes	7-13-0	17-27-0
Punts-Average	5-42.8	7-45.0
Fumbles-Lost	1-1	7-6
Penalties-Yards	5-45	6-35

Game Summary

GT - Daniel 9 run (Burnett kick)	0-7
TU - DeVault 22 FG	3-7
GT - Burnett 29 FG	3-10
GT - Daniels 1 run (Burnett kick)	3-17
GT - Woods 2 run (Burnett kick)	3-24
GT - Daniels 33 run (Burnett kick)	3-31
GT - Daniels 38 run (Schroeder kick)	3-38
GT - Hatch 1 run (Schroeder kick)	3-45
TU - Mills 13 pass from P. Smith (DeVault kick)	10-45
GT - Hatch 8 run (Schroeder kick)	10-52




2005 LIBERTY BOWL

Tulsa 31, Fresno State 24
Memphis, Tennessee

December 31, 2005 • Attendance: 54,894

Tulsa amassed 430 yards for the game and scored 14 points in the final 10:35 of the game to capture a 31-24 victory over the Fresno State Bulldogs in the 47th Annual AutoZone Liberty Bowl in front of 54,894 fans at Liberty Bowl Memorial Stadium.



The win for Tulsa was its' fifth bowl win in 13 games, and snapped Fresno State's bowl winning streak in consecutive years at three.

Hurricane sophomore Paul Smith, who completed 18-of-27 passes for 234 yards and one touchdown and scored the winning TD on a four-yard run, was named the Most Valuable Player. Senior Ashlan Davis had his first career 100+ receiving game with 128 yards on eight catches, while being named Tulsa's Offensive Player of the Game and sophomore defensive back Anthony Germany was selected as Tulsa's Defensive Player of the Game after intercepting one pass and breaking up two passes.

Trailing 24-17, the Hurricane early in the fourth quarter, Tulsa gained 162 yards while holding the Bulldogs to 77 yards in the final stanza. The Hurricane tied the score at 24 with 10:35 remaining and after Germany's interception Tulsa went ahead on Smith's TD run with 2:55 left. Fresno State's final drive to try to tie the game ended with a Nelson Coleman interception.

Scoring by Qtr.	1	2	3	4	Final
Fresno State	7	7	3	7	24
Tulsa	0	17	0	14	31

Team Statistics	FSU	Tulsa
First Downs	22	20
Rushing Yardage	208	196
Passing Yardage	213	234
Passes	19-30-2	18-27-0
Punts - Average	3-34.3	4-40.2
Fumbles - Lost	1-0	1-1
Penalties- Yards	5-35	2-10

Game Summary

FSU – Mathis 6 run (Zimmerman kick)	0-7
TU – Parrish 22 run (DeVault kick)	7-7
TU – Adams 63 run (DeVault kick)	14-7
FSU – Sumlin 24 run (Zimmerman kick)	14-14
TU – DeVault 41 FG	17-14
FSU – Zimmerman 27 FG	17-17
FSU – Fernandez 21 pass from Pinegar (Zimmerman kick)	17-24
TU – Davis 54 pass from Smith (DeVault kick)	24-24
TU – Smith 4 run (DeVault kick)	31-24

2006 ARMED FORCES BOWL

Utah 25, Tulsa 13
Fort Worth, Texas

December 23, 2006 • Attendance: 32,412



Utah scored the final six points of the first half and the first 10 points of the second half en route to a 25-13 victory in the Bell Helicopter Armed Forces Bowl at Amon G. Carter Stadium on the TCU campus.

Utah scored 10 points in a 3:11 span including three points with 0:02 left in the first half, and seven points in the first 3:09 of the second half to take a 16-7 lead with 11:51 on the clock.

Bobby Blackshire's team-leading fourth interception of the year led to a 39-yard, eight-play scoring drive that saw Paul Smith score on his second one-yard TD run of the game at the 10:54 mark of the fourth quarter. The Tulsa score cut the Utah lead to six points, 19-13, as the point-after-attempt failed.

Utah put the game out of reach when Eric Weddle took the snap and ran four yards over the left side for the final score of the game with 1:05 left in the game.

Tulsa's first score came at the 13:01 mark of the second quarter as the Hurricane traveled 80 yards in 10 plays. Smith went over from one yard out for six points in the second quarter to take a 7-3 lead.

Smith finished the game 20-for-27 for 158 yards with one interception. Utah's Ratliff finished 23-for-34 for 240 yards, a touchdown and an interception

Scoring by Qtr.	1	2	3	4	Final
Utah	3	6	10	6	25
Tulsa	0	7	0	6	13

Team Statistics	Tulsa	Utah
First Downs	13	22
Rushing Yardage	96	165
Passing Yardage	158	240
Passes	20-27-1	23-34-1
Punts – Average	7-42.6	3-47.3
Fumbles – Lost	2-1	1-1
Penalties – Yards	4-36	6-41

Game Summary

Utah – Sakoda 45 FG	0-3
TU – Smith 1 run (Tracy kick)	7-3
Utah – Sakoda 39 FG	7-6
Utah – Sakoda 41 FG	7-9
Utah – Castillo 10 run on flip from Hernandez, on pass Ratliff (Sakoda kick)	7-16
Utah – Sakoda 34 FG	7-19
TU – Smith 1 run, (Kick NG)	13-19
Utah – Weddle 4 run (Pass NG)	13-25

2008 GMAC BOWL

Tulsa 63, Bowling Green 7
Mobile, Alabama

January 6, 2008 • Attendance: 36,932

Tulsa won its second Bowl game in the last three years with a 63-7 victory over Bowling Green in the GMAC Bowl at Ladd-Peebles Stadium. Tulsa improved to 10-4 giving the Hurricane the school's sixth 10-win season in the 108-year history of football.

The 56-point victory was the largest in NCAA Bowl history.

Tulsa quarterback Paul Smith completed 27-of-45 passes for 312 yards and five touchdowns, while becoming only the seventh player in NCAA history to surpass 5,000 passing yards in a season.



Tulsa capitalized on three first quarter turnovers by Bowling Green and took a 21-0 lead at the end of one quarter. The Hurricane increased its lead to 35-0 at halftime, capitalizing on another Falcon turnover.

The Hurricane opened the second-half with an eight-play, 78-yard drive in just 2:11 that saw Smith throw the final 14 yards to Trae Johnson, to give the Hurricane a 42-0 lead at the 12:49 mark. BGSU scored its first points of the game on the subsequent kickoff with a 78-yard return.

Tulsa scored one more time in the third quarter on a Paul Smith two-yard run. While the senior threw fourth quarter TD passes of three yards to Charles Clay and six yards to A.J. Whitmore.

Scoring by Qtr.	1	2	3	4	Final
Bowling Green	0	0	7	0	7
Tulsa	21	14	14	14	63

Team Statistics	Tulsa	BG
First Downs	34	13
Rushing Yardage	238	46
Passing Yardage	324	125
Passes	29-47-0	20-27-0
Punts – Average	5-42.0	5-38.6
Fumbles – Lost	0-0	4-4
Penalties – Yards	3-25	4-37

Game Summary

TU – Adams 1 run (Tracy kick)	7-0
TU – Smith 13 pass to T. Johnson (Tracy kick)	14-0
TU – Whitmore 19 run (Tracy kick)	21-0
TU – Adams 4 pass to Grooms (Tracy kick)	28-0
TU – Smith 19 pass to Adams (Tracy kick)	35-0
TU – Smith 14 pass to T. Johnson (Tracy kick)	42-0
BGSU – Williams 78 kickoff return (Vrvilo kick)	42-7
TU – Smith 2 run (Tracy kick)	49-7
TU – Smith 3 pass to Clay (Tracy kick)	56-7
TU – Smith 6 pass to Whitmore (Tracy kick)	63-7

2009 GMAC BOWL

Tulsa 45, Ball State 13
Mobile, Alabama

January 6, 2009 • Attendance: 32,816

MVP Tarrion Adams set the school's career and single-season rushing records as he totaled 207 yards and three touchdowns in Tulsa's 45-13 victory over No. 22-ranked Ball State in the 10th Annual GMAC Bowl in front of 32,816 fans at Ladd-Peebles Stadium. The victory gave the Hurricane its first-ever 11-win season, while Ball State ended its' campaign at 12-2.



Tulsa scored the first seven points of the game and took a 24-13 lead at halftime. The Hurricane went on to score 21 unanswered points in a rain-soaked second half, while the Hurricane defense held the nation's 17th-ranked offense to just 17 second-half yards, and allowing zero first downs and zero pass completions.

The Hurricane set school bowl records for total yards (632) and rushing yards (439). Tulsa improved its Bowl record to 7-9 overall, and have won three of its' last four Bowl games.

Adams was joined on the medal stand by Offensive MVP David Johnson, Defensive MVP Roy Roberts and Special Teams MVP Jarod Tracy. Adams was not the only Hurricane player to set a career record, as Tracy established the school's career scoring mark. Adams finished his career with 3,651 yards, while Tracy ended his career with 286 career points.

The victory was the second straight in the GMAC Bowl for the Hurricane. In the last two GMAC Bowls, Tulsa out-scored the two Mid-American Conference foes, Bowling Green and Ball State, by a combined 108-20 score.

Scoring by Qtr.	1	2	3	4	Final
Ball State	7	6	0	0	13
Tulsa	19	14	7	14	45

Team Statistics	Tulsa	BSU
First Downs	30	9
Rushing Yardage	439	78
Passing Yardage	193	145
Passes	15-26-0	9-29-1
Punts-Average	5-28.8	8-48.1
Fumbles-Lost	1-0	4-2
Penalties-Yards	0-0	3-25

Game Summary

TU – Johnson 30 pass to Damaris Johnson (Tracy kick)	7-0
BSU – Davis 18 run (McGarvey kick)	7-7
TU – Tracy 31 FG	10-7
TU – Adams 1 run (Tracy kick)	17-7
BSU – McGarvey 40 FG	17-10
TU – Adams 57 run (Tracy kick)	24-10
BSU – McGarvey 22 FG	24-13
TU – Johnson 16 pass to Slick Shelley (Tracy kick)	31-13
TU – Adams 11 run (Tracy kick)	38-13
TU – Johnson 13 pass to Jacob Frank (Tracy kick)	45-13

2010 SHERATON HAWAII BOWL

Tulsa 62, Hawai'i 35
Honolulu, Hawaii

December 24, 2010 • Attendance: 43,673



Tulsa ended the season with a victory over the No. 24-ranked Hawai'i Warriors in the Sheraton Hawai'i Bowl in front of 43,673 fans on the island of Oahu.

The Golden Hurricane defense grounded the Nation's No. 1 passing offense for most of the night and kept Tulsa ahead in the first 30 minutes with five first-half interceptions. Tulsa's offense picked it up in the second half by scoring 35 points, including a 21-point third quarter. Among the five first-half pickoffs, two were returned for touchdowns as juniors John Flanders and Cornelius Arnick each recorded 54-yard interception returns in a span of five plays in the second quarter.

The Hurricane led at intermission 27-14, and out-scored the Warriors 35-21 in the second half. For the game, Tulsa's defense picked up six sacks as the Hurricane also won the turnover battle 7-1.

Junior Damaris Johnson set the NCAA career record for all-purpose yards in the contest as he compiled 326 yards, giving him an NCAA record 7,796 all-purpose yards for his illustrious three-year career. The game's MVP recorded 109 kick return yards, 101 receiving yards, 98 rushing yards and 18 punt return yards. Johnson also scored touchdowns on both a 67-yard rush and a nine-yard reception.

Scoring by Qtr.	1	2	3	4	Final
Hawaii	0	14	14	7	35
Tulsa	10	17	21	14	62

Team Statistics	Tulsa	Hawai'i
First Downs	18	28
Rushing Yardage	188	71
Passing Yardage	343	479
Passes	17-32-0	30-56-5
Punts-Average	6-44.2	6-42.2
Fumbles-Lost	3-2	2-1
Penalties-Yards	4-45	6-42

Game Summary

TU – A. Singleton 3 run (Fitzpatrick kick)	7-0
TU – Fitzpatrick 42 FG	10-0
UH – Austin 1 run (Enos kick)	10-7
TU – Flanders 54 INT return (Fitzpatrick kick)	17-7
TU – Arnick 54 INT return (Fitzpatrick kick)	24-7
UH – Moniz 18 pass to Salas (Enos kick)	24-14
TU – Fitzpatrick 28 FG	27-14
UH – Moniz 5 pass to Salas (Enos kick)	27-21
TU – Kinne 15 pass to Owens (Fitzpatrick kick)	34-21
UH – Green 1 run (Enos kick)	34-28
TU – D. Johnson 67 run (Fitzpatrick kick)	41-28
TU – Kinne 47 pass to T. Roberson (Fitzpatrick kick)	48-28
UH – Moniz 33 pass to Pollard (Enos kick)	48-35
TU – A. Singleton 3 run (Fitzpatrick kick)	55-35
TU – Kinne 9 pass to D. Johnson (Fitzpatrick kick)	62-35

2011 BELL HELICOPTER ARMED FORCES BOWL

BYU 24, Tulsa 21
Dallas, Texas

December 30, 2011 • Attendance 30,258

Tulsa ended the 2011 campaign with a narrow 24-21 loss at the hands of the BYU Cougars in the Bell Helicopter Armed Forces Bowl in front of 30,358 fans at SMU's Ford Stadium. The Golden Hurricane ended Head Coach Bill Blankenship's first season with an 8-5 record and a 7-1 mark in Conference USA action.



Tulsa was led by senior quarterback G.J. Kinne, who completed 17-of-31 passes for 214 yards and three touchdowns, while 113 of those yards and one touchdown went to junior wide receiver Bryan Burnham, who caught four passes in the contest. Senior tight end Clay Sears and junior receiver Ricky Johnson also scored for the Hurricane

Tulsa jumped on top 14-3, but after a fumbled punt with 0:25 remaining in the first half the Cougars scored on one play to cut the Hurricane lead to four points. Tulsa held a 14-10 lead at halftime. Following a third quarter strike for the Cougars, the Golden Hurricane took a 21-17 lead with 10:42 to play. On BYU's final possession, quarterback Riley Nelson connected with Cody Hoffman for the duo's third TD hook-up of the game to seal the victory with 11 seconds remaining on the clock.

Junior safety Dexter McCoil recorded two interceptions and tied the school record for career pick-offs with 13. He also had 10 tackles. Senior linebacker Cornelius Arnick tied the school's bowl record with 17 tackles, and he also picked up a sack and two tackles for loss in his final collegiate game.

Scoring by Qtr.	1	2	3	4	Final
BYU	3	7	7	7	24
Tulsa	7	7	0	7	21

Team Statistics	Tulsa	BYU
First Downs	15	18
Rushing Yardage	37	94
Passing Yardage	235	250
Passes	18-32-0	17-40-2
Punts-Average	8-44.2	8-41.9
Fumbles-Lost	3-2	1-0
Penalties-Yards	1-5	5-60

Game Summary

TU – Kinne 8 pass to R. Johnson (Fitzpatrick kick)	7-0
BYU – Sorensen 35 FG	7-3
TU – Kinne 14 pass to Sears (Fitzpatrick kick)	14-3
BYU – Nelson 17 pass to Hoffman (Sorensen kick)	14-10
BYU – Nelson 30 pass to Hoffman (Sorensen kick)	14-17
TU – Kinne 30 pass to Burnham (Fitzpatrick kick)	21-17
BYU – Nelson 2 pass to Hoffman (Sorensen kick)	21-24



AUTOZONE LIBERTY BOWL

Tulsa 31, Iowa State 17

Memphis, Tenn.

December 31, 2012 • Attendance 53,687



Tulsa scored 24 consecutive points and the Hurricane defense shut down Iowa State 31-17 to win the AutoZone Liberty Bowl in front of a crowd of 53,687 Monday at Liberty Bowl Memorial Stadium.

Trailing 17-7 in the first quarter, Tulsa scored 24 points over the final three quarters giving the Hurricane its seventh comeback victory of the season. While the offense amassed 410 total yards, the Tulsa defense limited Iowa State to 268 yards, including just 64 yards on 20 plays in the second half. Tulsa totaled 208 second-half yards, while dominating the time of possession 21:44 to 8:16.

Trey Watts earned AutoZone Liberty Bowl Most Valuable Player and Offensive Player of the Game honors as the junior tallied 249 all-purpose yards. Watts, who was also named the Most Valuable Player of the Conference USA Championship Game, rushed 25 times for 149 yards, including a 48-yard scamper that set up Tulsa's fourth touchdown of the day. Alex Singleton with gained 35 yards and three touchdowns, while quarterback Cody Green also rushed 10 times for a season-high 58 yards, while completing 11-of-23 passes for 93 yards.

Linebacker Shawn Jackson was named the Defensive MVP, while tallying nine tackles and two sacks for -8 yards.

Scoring by Qtr.	1	2	3	4	Final
Tulsa	7	14	7	3	31
Iowa State	17	0	0	0	17

Team Statistics	Tulsa	ISU
First Downs	23	9
Rushing Yardage	317	98
Passing Yardage	93	170
Passes	11-23-1	14-28-2
Punts-Average	8-36.4	8-35.8
Fumbles-Lost	3-0	1-1
Penalties-Yards	9-73	9-84

Game Summary

ISU – Arceo 33 FG	0-3
ISU – Reeves 31-yard INT return (Arceo kick)	0-10
TU – A. Singleton 2 run (Schwarz kick)	7-10
ISU – S. Richardson 69 pass to E. Brun (Arceo kick)	7-17
TU – Green 8 run (Schwarz kick)	14-17
TU – A. Singleton 2 run (Schwarz kick)	21-17
TU – A. Singleton 1 run (Schwarz kick)	28-17
TU – Schwarz 40 FG	31-17



Pro Football Hall of Fame Inductees

BOB ST. CLAIR • 1990 Inductee

Bob St. Clair, who was a tackle for The University of Tulsa in 1952, was a 1990 inductee into the Pro Football Hall of Fame in Canton, Ohio. St. Clair played professional football for the San Francisco 49ers from 1953-63. In 11 seasons, he was a five-time starter in the Pro Bowl. He played both ways for the 49ers and also starred on the special teams. St. Clair is one of Tulsa's greatest defensive tackles. He came to Tulsa for the 1952 season after transferring from San Francisco. He played on Tulsa's 1952 Gator Bowl team.

JIM FINKS • 1995 Inductee

Jim Finks was an outstanding quarterback at The University of Tulsa from 1946-48. He played seven seasons for the Pittsburgh Steelers after being drafted in the 12th round. Following his playing career, he went on to an illustrious career as a team administrator, serving as chief executive officer with the Minnesota Vikings (1964-73), Chicago Bears (1974-82) and the New Orleans Saints (1986-93). At Tulsa, he threw for 2,796 yards and 18 touchdowns and was selected all-conference in 1947 and '48. He was inducted into the Pro Football Hall of Fame posthumously in 1995.

STEVE LARGENT • 1995 Inductee

Steve Largent played at The University of Tulsa from 1972-75 and then went on to a 14-year career with the Seattle Seahawks. Largent ended his career in the NFL with league career records for receptions (819), yards (13,089), touchdowns (100), consecutive games with a reception (177), 50-catch seasons (10) and 1,000-yard seasons (8). He was selected to play in the AFC-NFC Pro Bowl game seven times. Largent was originally drafted on the fourth round in 1976 by the Houston Oilers, was waived by the Oilers, recalled, and traded to the Seahawks that same year. At Tulsa, Largent was a two-time first-team all-Missouri Valley Conference pick and was a second-team All-American in 1975. He caught 136 passes for 2,385 yards and 32 TDs at Tulsa. He was inducted into the Pro Football Hall of Fame in 1995.

Canadian Football League Hall of Fame Inductees

JERRY KEELING • 1989 CFL Inductee

Keeling played quarterback at The University of Tulsa and was an all-Missouri Valley Conference performer in 1959 and 1960. He starred for the Calgary Stampeders of the Canadian Football League as a defensive back, and was selected to the all-CFL team three times. Keeling played on two Grey Cup winning teams.

KAYE VAUGHAN • 1978 CFL Inductee

Vaughan was an outstanding tackle at The University of Tulsa from 1950-52 and in the Canadian Football League for 12 seasons. He was selected to the CFL's Eastern Conference all-star team 10 times while playing for the Ottawa Rough Riders.

INTRO

PLAYERS

STAFF

REVIEW

AMERICAN ATHLETIC
CONFERENCE

OPPONENTS

HISTORY

RECORDS


Retired Jerseys



Billy Guy ANDERSON



Glenn DOBBS



Ellis JONES



Steve LARGENT




Marvin MATUSZAK



Felto PREWITT



Jerry RHOME



Howard TWILLEY

#14 • BILLY GUY ANDERSON • He followed in the footsteps of an All-American, and he played only one year, but Billy Guy Anderson became Tulsa's most prolific passer. He established 10 school passing records. In his first game at quarterback for Tulsa, he completed 25 of 47 passes for two touchdowns and 230 yards. In his final collegiate regular season game, he threw successive scoring bombs of 60, 63 and 51 yards in the fourth quarter to defeat Colorado State. On that same day, he set an NCAA record as he passed for 502 yards. As a senior, he completed 58 percent of his passes for 3,464 yards and 30 touchdowns. His jersey was retired on September 23, 1995.

#45 • GLENN DOBBS • A star tailback for the Golden Hurricane teams of 1940, '41, and '42, Glenn Dobbs was an All-America selection in 1942. One of the best passers and punters in college history, Dobbs led Tulsa to a 25-6 record with two post-season bowl games in his three seasons. He returned to TU as athletics director in 1955 after playing professional football and in 1961 was named Tulsa's head football coach. He was elected to the College Football Hall of Fame in 1980 and to the TU Athletic Hall of Fame in 1982.

#31 • ELLIS JONES • A courageous performer, Ellis Jones was the one-armed player who helped lead the University to three bowl appearances in 1942, '43, '44. He was the defensive standout in the 1945 College All-Star game against the Chicago Bears, collecting three tackles behind the line of scrimmage in the same series. A 1983 inductee into the TU Athletic Hall of Fame.

#83 • STEVE LARGENT • An All-America receiver at Tulsa, Steve Largent went on to a Hall of Fame career with the Seattle Seahawks. He was a two-time all-Missouri Valley Conference selection. As a senior in 1975, Largent caught 51 passes for 1,000 yards, 19.5 yards per reception and 14 touchdowns. As a junior, Largent caught 52 passes for 884 yards and 14 TDs. He had career totals of 136 receptions for 2,385 yards and 32 touchdowns. His jersey was retired on October 26, 2008.

#64 • MARVIN MATUSZAK • Possibly the top lineman in The University of Tulsa's history, Marvin Matuszak was a two-time first-team All-America choice in 1951 and '52. He was an all-Missouri Valley Conference pick as well and led the Golden Hurricane into the 1953 Gator Bowl against Florida. Matuszak was a longtime standout in both the National and American Football Leagues. He was inducted into the TU Athletic Hall of Fame in 1983.

#36 • FELTO PREWITT • Considered to be one of the top centers in Golden Hurricane history, Felto Prewitt starred on the bowl teams of 1943, '44, and '45. He gained first team All-America honors in 1945 and went on to play with the Baltimore Colts of the National Football League.


#17 • JERRY RHOME • Possibly the most polished passer in college football history, Jerry Rhome made a shambles of NCAA passing and total offense records in 1963 and 1964. He threw for a career 4,779 yards and 42 touchdowns. In 1964, when he passed for 2,870 yards and 32 TD's, Rhome was the runner-up to Notre Dame quarterback John Huarte in the Heisman Trophy voting. He was selected as the Collegiate Player-of-the-Year in several polls and made nearly every All-America team. Elected to the TU Athletic Hall of Fame in 1984. He was a College Football Hall of Fame inductee in 1998.

#81 • HOWARD TWILLEY • A consensus All-America choice in 1965, Howard Twilley set nearly every Golden Hurricane receiving record and set most national marks. He followed Jerry Rhome as the runner-up in the Heisman Trophy voting in 1965, placing second to Southern California halfback Mike Garrett. He caught a career 261 passes for 3,343 yards and 32 touchdowns. Twilley was the captain of the Academic All-American team in 1965. He went on to star for the Miami Dolphins of the NFL. He was selected to the TU Athletic Hall of Fame in 1984 and was a College Football Hall of Fame inductee in 1992.

Tulsa Players Get National Awards

Courage Award Goes to Tulsa's Wilson Holloway

The University of Tulsa's Wilson Holloway was the 2008 winner of the FedEx Orange Bowl-FWAA Courage Award. Holloway, a red-shirt freshman offensive lineman, battled cancer when a softball-sized mass was discovered in his chest in the spring of 2008. Holloway was presented with the award at the BCS Championship Game on January 8, 2009 in Miami, Florida. He was also honored that day at the Football Writers Association of America's (FWAA) annual awards breakfast. A select group of writers from the FWAA vote on the winner Courage Award winner each year. The requirements for nomination include displaying courage on or off the field, including overcoming an injury or physical handicap, preventing a disaster or living through hardship. (Note: Wilson Holloway passed away on February 16, 2011).



WILSON HOLLOWAY

Paul Smith Gets Wuerffel Trophy in 2007

In 2007, senior quarterback Paul Smith had a record-setting year, establishing himself as Tulsa's all-time passing leader. He was also presented with the Third Annual Wuerffel Trophy. The prestigious Wuerffel Trophy, named after former University of Florida quarterback Danny Wuerffel, is given to the college football player who best combines exemplary community service with athletic and academic achievement.

PAUL SMITH



All-Americans

First Team All-America

Glenn Dobbs, Halfback
1942, Consensus

Felto Prewitt, Center
1944, Consensus

Ellis Jones, Guard
1945, Consensus

Marvin Matuszak, Tackle
1951 and '52, Associated Press

Jerry Rhome, Quarterback
1964, United Press International
1963, third-team Associated Press

Howard Twilley, Receiver
1965, Consensus
1964, second-team United Press International

Drane Scrivener, Safety
1972, National Enterprises Association

Jerry Ostroski, Offensive Guard
1991, Associated Press, U.S. Football Writers, The Sporting News; and, second-team by United Press International

Ashlan Davis, KO Returner
2004, Pro Football Weekly, SportsIllustrated.com, Rivals.com; and, second-team by The Sporting News, Walter Camp Foundation

Garrett Mills, Tight End
2005, CBSSportsLine.com, SportsIllustrated.com, ESPN.com; second-team by Walter Camp Foundation, NFLDraftscout.com; and, third-team by Associated Press

Second Team All-America

John Simmons, Receiver
1963, Associated Press

Billy Guy Anderson, Quarterback
1965, United Press International

Ken Duncan, Punter
1970, Sporting News

Ralph McGill, Defensive Back
1971, National Enterprises Association

Steve Shores, Tight End
1972, Detroit Sports Extra

Steve Largent, Receiver
1975, Associated Press

Rick Engles, Punter
1975, Sporting News

Jimmie Stewart, Defensive Back
1976, Associated Press

Lovie Smith, Defensive Back
1978, Associated Press

Don Blackmon, Defensive End
1978 and '80 Associated Press

Dan Bitson, Receiver
1988, Sporting News
1989, Associated Press

Mark Govi, Offensive Guard
1992, Sporting News

Chris Penn, Receiver
1993, Associated Press and third-team by Football News

Damaris Johnson, All-Purpose Player
2010, Associated Press and SI.com

Third Team All-America

Ronnie Morris, Halfback
1957, Sport Magazine

Al Humphrey, Linebacker
1975, Associated Press

Steve August, Offensive Tackle
1976, Associated Press

Doug Panfil, Offensive Tackle
1978, Associated Press

Reno Hutchins, Defensive Back
1981, Associated Press

Sid Abramowitz, Offensive Tackle
1982, Associated Press

Nate Harris, Defensive Back
1984, Associated Press

Freshman All-America Team

Nick Bunting, Linebacker, 2003
Scripps/FWAA (First Team); CollegeFootballNews.com (Second Team); CollegeSportsReport.com (True Freshman Team)

Charles Clay, Fullback, 2007
Rivals.com (Second Team)

Trae Johnson, Receiver, 2007
CollegeFootball Report.com (True Freshman Team); CollegeFootballNews.com (Second Team)

Tyler Holmes, Offensive Tackle, 2008
CollegeFootballNews.com (Second Team)

Damaris Johnson, KOR/Receiver, 2008
FWAA, The Sporting News, Rivals.com (First Team); Phil Steele's (Second Team)

Marco Nelson, Safety, 2010
FWAA (First Team), Phil Steele's (Third Team)

Shawn Jackson, Linebacker, 2010
Phil Steele's (Second Team)

Craig Suits, Linebacker, 2014
FWAA (First Team)

Senior All-America Team

David Fuess, Placekicker, 1989
Independent Insurance Agents of America

Academic All-America

Howard Twilley, Receiver, 1964, '65

Mack Lancaster, Defensive Tackle, 1974

David Millwee, Center, 1995; First-team GTE/CoSIDA

Levi Gillen, Safety, 1996 and 1997;
First-team GTE/CoSIDA

Drew McLaughlin, Defensive End, 2001; First-team Verizon/CoSIDA

Michael Dulaney, Linebacker, 2002; Second-team Verizon/CoSIDA

Garrett Mills, Tight End, 2005; First-team ESPN The Magazine/CoSIDA

Paul Smith, Quarterback, 2006; Second-team ESPN The Magazine/CoSIDA; 2007 First-team ESPN The Magazine/CoSIDA

Strength & Cond. All-America

Steve Nicholson, Center (1979)

Stan Fields, Center (1985)

Jerry Ostroski, Offensive Guard (1991)

Barry Minter, Linebacker (1992)

Sedric Clark, Defensive End (1995)

Muadianvita Kazadi, Linebacker (1996)

Corey Brown, Receiver (2000)

Kevin Shaffer, Offensive Tackle (2001)

Sam Rayburn, Defensive Tackle (2002)

Austin Chadwick, Offensive Tackle (2003)

Wuerffel Trophy Award Winner

Paul Smith, Quarterback, 2007

Heisman Trophy Voting

Glenn Dobbs, Halfback
1942, 9th place (*Winner - Frank Sinkwich, Halfback, Georgia*)

Jerry Rhome, Quarterback
1964, Runner-up (*Winner - John Huarte, Quarterback, Notre Dame*)

Howard Twilley, Receiver
1965, Runner-up (*Winner - Mike Garrett, Halfback, Southern Cal*)

National Collegiate Player of the Year Awards

Jerry Rhome, Quarterback
1964 Back of the Year (*Knut Rockne Club Academy of Sports, Washington Touchdown Club and Associated Press*)

Howard Twilley, Receiver
1965 Lineman of the Year (*United Press International*)

FedEx Orange Bowl/FWAA Courage Award Winner

Wilson Holloway, Offensive Tackle, 2008

National Football Foundation Scholar-Athlete Award Winners and Draddy Trophy Finalists

Garrett Mills, Tight End, 2005

Paul Smith, Quarterback, 2007

Brandon Burlsworth Trophy Top-3 Finalists (Nation's top player who started career as a walk-on)

Trey Watts, Running Back, 2013

College Football Hall of Fame Inductees

Francis Schmidt, Coach (1919-21)
inducted in 1971

Glenn Dobbs, Halfback (1940-42)
inducted in 1980

Howard Twilley, Receiver (1963-65)
inducted in 1992

Jerry Rhome, Quarterback (1963-64)
inducted in 1998

John Cooper, Head Coach (1977-84)
inducted in 2009

INTRO

PLAYERS

STAFF

REVIEW

AMERICAN ATHLETIC CONFERENCE

OPPONENTS

HISTORY

RECORDS

Pro Draftees

The initial draft was held February 8, 1936. Below are Tulsa's draftees since the first draft. Free agents are also included.

2014

Stetson Burnett (Kansas City Chiefs, FA)
Shawn Jackson (New Orleans Saints, FA)
Trey Watts (St. Louis Rams, FA)

2013

Willie Carter (Jacksonville Jaguars, FA)
Dexter McCoil (Oakland Raiders, FA)
Lowell Rose (San Francisco 49ers, FA)
Alex Singleton (Oakland Raiders, FA)

2012

Tyler Holmes (Minnesota Vikings, FA)
Damaris Johnson (Philadelphia Eagles, FA)
G.J. Kinne (New York Jets, FA)
Tyrunn Walker (New Orleans Saints, FA)

2011

Charles Clay (Miami Dolphins, 6th round)

2010

John Destin (Buffalo Bills, FA)

2009

Brennan Marion (Miami Dolphins, FA)

2008

Chris Chamberlain (St. Louis Rams, 7th round)
Alain Karatepeyan (Dallas Cowboys, FA)
Paul Smith (Jacksonville Jaguars, FA)

2007

Bobby Blackshire (Baltimore Ravens, FA)
Nick Graham (Philadelphia Eagles, FA)
Jon Hameister-Ries (Arizona Cardinals, FA)

2006

Garrett Mills (New England Patriots, 4th round)
Ashlan Davis (Indianapolis Colts, FA)

2005

Montiese Culton (Indianapolis Colts, FA)

2004

James Kilian (Kansas City Chiefs, 7th round)
Romby Bryant (Atlanta Falcons, FA)

2003

Sam Rayburn (Philadelphia Eagles, FA)

2002

Kevin Shaffer (Atlanta Falcons, 7th round)
Donald Shoals (Indianapolis Colts, FA)

2001

Corey Brown (Atlanta Falcons, FA)
Pete Muther (Kansas City Chiefs, FA)

2000

Todd Franz (Detroit Lions, 5th round)
Damon Savage (Miami Dolphins, FA)

1999

Wes Caswell (Indianapolis Colts, FA)
Tim Martin (New England Patriots, FA)
Jason Mills (New York Jets, FA)

1998

Terrance Joseph (San Diego Chargers, FA)
Michael Ruhl (Tampa Bay Buccaneers, FA)

1997

Muadianvita Kazadi (St. Louis Rams, 6th round)
Dunstan Anderson, Miami Dolphins, FA)
Brian Newnam (Tampa Bay Bucs, FA)

1996

Sedric Clark (Oakland Raiders, 7th round)

1994

Chris Penn (KC Chiefs, 3rd round)
Gus Frerotte (Wash. Redskins, 7th round)

1993

Barry Minter (Dallas Cowboys, 6th round)

1992

Tracy Scroggins (Detroit Lions, 2nd round)
Fallon Wacasey (Dallas Cowboys, 6th Rd)
T.J. Rubley (Los Angeles Rams, 9th round)
Jerry Ostroski (Kansas City Chiefs, 10th Rd)

1989

Dennis Byrd (New York Jets, 2nd round)
Richard Stephens (Cincy Bengals, 9th round)
Steve Hegdale (Tampa Bay Bucs, FA)

1988

Donnie Dee (Indianapolis Colts, 11th round)
Kevin Lilly (San Francisco 49ers, FA)

1987

David Alexander (Phila. Eagles, 5th Round)
Steve Gage (Washington Redskins, 6th round)
Chris Pike (Philadelphia Eagles, 6th round)
Charles Wright (St. Louis Cardinals, 10th Rd)
Tim Gordon (Atlanta Falcons, FA)
Jason Staurovsky (New England Patriots, FA)

1986

Mike Williams (Pittsburgh Steelers, 12th Rd)
Gordon Brown (Pittsburgh Steelers, FA)

1985

Albert Myres (Los Angeles Raiders, 10th Rd)
Dean Hamel (Washington Redskins, 12th Rd)
Byron Jones (Minnesota Vikings, 12th round)
Nate Harris (Denver Gold, USFL)

1984

Michael Gunter (Tampa Bay Bucs, 4th round)
Tom Baldwin (New York Jets, 9th round)

1983

Sid Abramowitz (Baltimore Colts, 5th round)
Stu Crum (New York Jets, 12th round)
Kirk Phillips (Dallas Cowboys, FA)
Ken Lacy (Michigan Panthers, USFL)

1982

Bill Purifoy (Dallas Cowboys, 7th round)
Eugene Williams (Seattle Seahawks, 7th round)

1981

Don Blackmon (NE Patriots, 4th round)
Denver Johnson (Tampa Bay Bucs, 8th round)
Paul Johns (Seattle Seahawks, FA)

1980

Quinn Jones (Atlanta Falcons, 12th round)

1979

Rickey Watts (Chicago Bears, 2nd round)
Eddie Hare (Boston Patriots, 4th round)
Doug Panfil (New Orleans Saints, 8th round)
Dave Rader (San Diego Chargers, 11th round)
Charles Washington (Kansas City Chiefs, FA)

1977

Steve August (Seattle Seahawks, 1st round)
Jim Stewart (New Orleans Saints, 8th round)
Giles Alexander (Boston Patriots, 10th round)
I.V. Wilson (Seattle Seahawks, 12th round)
Thomas Bailey (Dallas Cowboys, FA)
Wade Bosarge (Miami Dolphins, FA)
Cornell Webster (Seattle Seahawks, FA)

1976

Jeb Blount (Oakland Raiders, 2nd round)
Wes Hamilton (Minnesota Vikings, 3rd Rd)
Rick Engles (Seattle Seahawks, 3rd round)
Greg Fairchild, (Cincinnati Bengals, 4th Rd)
Steve Largent (Houston Oilers, 4th round)
Jessie Green (Green Bay Packers, 10th round)
Bernie Head (Miami Dolphins, 13th round)
Buddy Tate (Oakland Raiders, 17th round)

1975

Al Humphrey (Pittsburgh Steelers, 8th round)
Leonard Isabell (Miami Dolphins, 13th round)
Mark Lancaster (Detroit Lions, 17th round)
Ricky Childers (Kansas City Chiefs, FA)

1974

Danny Colbert (San Diego Chargers, 9th Rd)
Ray Rhodes (New York Giants, 10th round)
T.C. Blair (Detroit Lions, 11th round)

1973

Drane Scrivener (Dallas Cowboys, 4th round)
Arthur Moore (San Francisco 49ers, 6th Rd)
Ed White (Denver Broncos, 13th round)
Drew Pearson (Dallas Cowboys, FA)
George Haynes, Pittsburgh Steelers, FA)
Steve King (Boston Patriots, FA)
Steve Shores (Pittsburgh Steelers, FA)

1972

Ralph McGill (San Francisco 49ers, 2nd Rd)
Jean Barrett (San Francisco 49ers, 2nd Rd)
Jim Butler (Houston Oilers, 10th round)
James Shaw (San Diego Chargers, 16th Rd)
Dick Blanchard (Boston Patriots, FA)

1971

Josh Ashton (Boston Patriots, 9th round)
Ken Duncan (Minnesota Vikings, 17th round)

1970

Doug Wyatt (New Orleans Saints, 17th Rd)
Rick Arrington (Philadelphia Eagles, FA)



1969

Al Jenkins (Cleveland, 3rd round)
 Chuck Reynolds (Cleveland, 8th round)
 Mike Stripling (Cincinnati, 9th round)
 Brant Conley (Boston, 15th round)

1968

Willie Crittendon (New Orleans, 4th round)
 Rick Eber (Atlanta, 6th round)
 Karl Henke (New York Jets, 8th round)
 Joe Blake (New Orleans, 9th round)
 Gary McDermott (Buffalo, 9th round)
 Greg Barton (Detroit, 9th round)
 Bob Joswick (Miami, 13th round)

1967

Don Bandy (Washington, 6th round)
 Neal Sweeney (Denver, 6th round)
 Milt Jackson (San Francisco, 7th round)
 Charlie Hardt (Minnesota, 13th round)

1966

NFL
 Willie Townes (Dallas, 2nd round)
 Richard Tyson (Los Angeles Rams, 3rd Rd)
 John Osmond (Philadelphia, 10th round)
 Howard Twilley (Minnesota, 14th round)
 Bud Harrington (Los Angeles Rams, 20th Rd)

AFL

Willie Townes (Boston, 1st round)
 Richard Tyson (Oakland, 4th round)
 John Osmond Kansas City, 6th round)
 Bud Harrington (Denver, 9th round)
 Howard Twilley (Miami, 12th round)

1965

NFL
 Bob Breitenstein (Washington, 2nd round)
 Jeff Jordan (Minnesota, 8th round)
 Gary Porterfield (Dallas, 14th round)
 Charlie Brown (Los Angeles Rams, 16th Rd)
 Billy Guy Anderson (L.A. Rams, 19th round)

AFL

Bob Breitenstein (Denver, 5th round)
 Charlie Brown (Boston, 9th round)
 Billy Guy Anderson (Houston 11th round)
 Jeff Jordan (Denver, 15th round)
 Gary Porterfield (Oakland, 17th round)

1964

NFL
 Bob Daugherty (San Francisco 49ers, 8th Rd)
 Jerry Rhome (Dallas, 13th round)
 Van Burkleyo (Dallas, 15th round)
 Edwin Dukes (Washington, FA)

AFL

Bob Daugherty (San Diego, 16th round)
 Van Burkleyo (San Diego, 24th round)
 Jerry Rhome (New York Jets, 25th round)

1963

NFL
 Tony Liscio (Green Bay, 3rd round)
 John Simmons (Green Bay 6th round)
 Ken Reed (San Francisco, 17th round)
AFL
 John Simmons (Buffalo, 14th round)
 Tony Liscio (New York Titans, 10th round)

1962

AFL
 Joe Wayne Brooks (Denver, FA)

1961

NFL
 Joe Novsek (Baltimore, 19th round)
AFL
 Joe Novsek (Oakland, 17th round)
 Jack Kreider (Houston, 25th round)

1960

AFL
 Chuck Janssen (Los Angeles Chargers)

1959

Opie Bandy (Baltimore, 18th round)

1957

Dick Hughes (Pittsburg, 11th round)
 Ronnie Morris (New York Giants, 19th round)

1954

Tom Miner (Pittsburgh, 3rd round)
 Dick Kercher (Detroit, 6th round)
 Ted Connolly (San Francisco, 9th round)
 Ed Hughes (Los Angeles Rams, 10th round)

1953

Marvin Matuszak (Pittsburgh, 3rd round)
 Bob St. Clair (San Francisco, 3rd round)
 Willie Roberts (Los Angeles Rams, 4th round)
 Howard Waugh (Los Angeles Rams, 6th Rd)
 Jim Prewett (Baltimore, 8th round)
 Floyd Harrawood (Green Bay, 9th round)
 Kaye Vaughan (Baltimore, 12th round)
 Ronnie Morris (Chicago Cardinals, 13th Rd)
 Gene Helwig (Green Bay, 15th round)

1952

Jim Beasley (San Francisco, 6th round)
 Jake Roberts (Los Angeles Rams, 12th round)
 Bob Stringer (Philadelphia, 14th round)

1951

Jack Crocher (Cleveland, 20th round)
 Hardy Brown (San Francisco, 21st round)
 S.J. Whitman (Chicago Cardinals, 22nd Rd)
 Fred Smith (Pittsburgh, 29th round)

1950

Russ Frizzell (Cleveland, 8th round)

1949

NFL
 Jim Finks (Pittsburgh, 12th round)
 Paul Barry (Los Angeles Rams, 13th round)
 Jimmy Ford (Green Bay, 24th round)

AAFC

Jim Finks (Chicago Hornets, 4th Rd)

1948

NFL
 J.R. Boone (Chicago Bears, 22nd round)
 Don Sharp (Green Bay, 28th round)
 Bobby Jack Stuart (Los Angeles Rams, 27th Rd)
 A.B. Kitchens (Philadelphia, 28th round)

1947

NFL
 Nelson Greene (New York Giants, 5rd round)
 Jerry D'Arcy (Philadelphia, 12th round)
 Hardy Brown (New York Giants, 12th round)
 Hardin Cooper (Chicago Cardinals, 13th Rd)
 Joe Haynes (Philadelphia, 23rd round)
AAFC
 Cal Richardson (Buffalo, special selection)
 Clyde LeForce (San Francisco, 1st round)

1946

Felto Prewitt (Philadelphia, 6th round)
 Homer Paine (Philadelphia, 14th round)
 Allen Smith (Philadelphia, 17th round)
 Tom Worthington (Chicago Cardinals, 25th Rd)
 Bob Verkens (Pittsburgh, 25th round)
 Barney White (New York Giants, 26th round)

1945

Clyde Goodnight (Green Bay, 3rd round)
 Al Kowalski (Los Angeles, 5th round)
 Glen Burgeis (Chicago Bears, 7th round)
 Ellis Jones (Boston, 8th round)
 Toby Collins (Green Bay, 8th round)
 Clyde LeForce (Detroit, 19th round)
 Nolan Luhn (Green Bay, 25th round)
 Dell Taylor (Detroit, 27th round)

1944

Sax Judd (Chicago Cardinals, 3rd round)
 C.B. Stanley (Chicago Bears, 6th round)
 Carl Buda (Pittsburgh, 11th round)
 Sam Gray (Pittsburgh, 12th round)
 Bobby Dobbs (Chicago Cardinals, 13th round)
 Johnny Green (Philadelphia, 16th round)
 Charley Mitchell (Chicago Bears, 28th round)

1943

Glenn Dobbs (Chicago Cardinals, 1st round)
 N.A. Keithley (New York Giants, 16th round)
 Cal Purdin (Chicago Cardinals, 25th round)
 Maurice Hail (New York Giants, 26th round)

1942

Charley Greene (Pittsburgh, 6th round)
 Wayne Holt (Pittsburgh, 13th round)
 Glenn Henicle (Cleveland, 16th round)

1941

Bill Grimmett (Washington, 9th round)
 Lee Gentry (Washington, 22nd round)

1940

John McKibben (New York Giants, 11th round)
 Othel Turner (New York Giants, 15th round)

1939

Morris White (Philadelphia, 19th round)

1937

Ham Harmon (Chicago Cardinals, 5th round)
 Les Chapman (Green Bay, 8th round)

1936

Tack Dennis (Chicago Cardinals, 7th round)

INTRO

PLAYERS

STAFF

REVIEW

AMERICAN ATHLETIC
CONFERENCE

OPPONENTS

HISTORY

RECORDS

Hurricane in All-Star Games

Blue-Gray Game

Montgomery, AL

(played in December)

1941	Charles H. Green, T
1942	Glenn Dobbs, HB
1944	Perry Moss, B
1967	Gary McDermott, TB Carl Martin, OT Rick Eber, E
1968	Chuck Reynolds, C
1971	Jean Barrett, OT
1972	Drane Scrivener, DB
1980	Charles Caufield, DB Don Blackmon, DE
1981	Bill Purifoy, DL
1982	Sid Abramowitz, OL Ken Lacy, RB
1983	Micheal Gunter, RB
1985	Joe Dixon, DT
1987	Donnie Dee, DE/TE
1988	Dennis Byrd, DT
1989	David Fuess, K
1992	Ron Jackson, RB
1993	Gus Frerotte, QB Chris Penn, WR
1995	Sedric Clark, DE David Millwee, C
1996	Brian Newnam, OG
1999	Todd Franz, DB

Raycom Bowl Game

Montgomery, AL

(played in January)

2012	Trent Dupy, C
------	---------------

East-West Shrine Game

San Francisco, CA

(played in January)

1931	Ishmael Pilkington, B
1934	Roy Berry, HB
1940	Elmer Gentry, QB
1946	Clyde LeForce, B
1947	Nelson Greene, T
1948	Jim Finks, B
1970	Ralph McGill, DB
1972	Danny Colbert, DB
1975	Wes Hamilton, OG
1976	Steve August, OL Wade Bosarge, DB
1982	Sid Abramowitz, OL
1985	Gordon Brown, RB
1986	David Alexander, OL
1988	Dennis Byrd, DT
1991	Tracy Scroggins, OLB
1993	Chris Penn, WR
1997	Michael Ruhl, OT
2007	Paul Smith, QB (played in Houston)

Gridiron Classic

Orlando, FL

(played in January)

2003	Romby Bryant, WR
------	------------------

North-South All-Star Classic

Houston, Texas

(played in January)

2006	Nick Graham, DB
------	-----------------

Senior Bowl

Mobile, AL

(played in January)

1958	Opie Bandy, E
1964	Bob Breitenstein, G Gary Porterfield, E
1965	Billy Anderson, QB Bob Daugherty, B John Osmond, C Howard Twilley, E (MVP) Richard Tyson, T
1967	Rick Eber, E
1973	Ralph McGill, DB
1975	Steve Largent, WR
1976	Steve August, OL Ronnie Hickerson, QB
1981	Bill Purifoy, DL
1982	Sid Abramowitz, OL Stu Crum, K
1983	Micheal Gunter, RB
1986	David Alexander, OL Steve Gage, QB/DB
1991	Todd McGuire, C Jerry Ostroski, OL
1992	Barry Minter, LB
1995	Sedric Clark, DE David Millwee, C Garrett Mills, TE
2005	Charles Clay, H-B/FB

Hula Bowl

Honolulu, HI

(played in January)

1964	Jerry Rhome, QB Jeff Jordan, E (MVP)
1969	Doug Wyatt, K
1991	Tracy Scroggins, OLB
1995	Mark DeLozier, P
1997	Michael Ruhl, OT
1999	Todd Franz, DB
2000	Corey Brown, WR
2007	Paul Smith, QB

Texas vs. The Nation All-Star Challenge

Houston, Texas

(played in January)

2008	Tarrison Adams, RB Moton Hopkins, DE David Johnson, QB
------	--



Tulsa Players Currently in the NFL

BOB BABICH • Defensive Coordinator • Jacksonville Jaguars

CHARLES CLAY (TE) • Buffalo Bills

Drafted in the sixth round by the Miami Dolphins in 2011.

Signed with Buffalo in 2015.

DENNIS HICKEY • General Manager • Miami Dolphins

DAMARIS JOHNSON (WR) • Houston Texans

Was a free agent signee with the Philadelphia Eagles in 2012.

G.J. KINNE (QB/WR) • Philadelphia Eagles

Signed with Philadelphia in 2013, after starting out with the New York Jets in 2012.

LOWELL ROSE (CB) • Miami Dolphins

Was a free agent signee with the Miami Dolphins in 2014.

LOVIE SMITH • Head Coach • Tampa Bay Buccaneers

LOU SPANOS • Assistant Coach • Tennessee Titans

TYRUNN WALKER (DE) • Detroit Lions

Was a free agent signee with the New Orleans Saints in 2012.

Signed with Detroit in 2015.

TREY WATTS (RB) • St. Louis Rams

Was a free agent signee with the St. Louis Rams in 2014.

NFLPA Collegiate Bowl

Carson, Calif.

(played in January)


2011	G.J. Kinne, QB (MVP) Matt Romine, OT
2013	Trey Watts, RB

Casino del sol All-Star Game

Tucson, Ariz.

(played in January)

2011	G.J. Kinne, QB Tyler Holmes, OT
2012	Derrick Jackson, DT Dexter McCoil, DB



Conference History

In the early years, Tulsa competed in the Oklahoma Collegiate Conference for 11 seasons. Tulsa posted a 46-7-4 record and won five league titles. The Hurricane spent four seasons as members of the Big Four Conference, winning three conference championships while registering a 12-1-1 mark.

From 1935 to 1985, The University of Tulsa competed for the Missouri Valley Conference football championship. After becoming a member of the conference in 1934, Tulsa proceeded to win the league championship its first four years and eight of its first nine years in the conference.

In 50 years of competition in the Missouri Valley Conference, Tulsa won more conference championships than any other team in the history of the league. TU has to its credit 25 Missouri Valley Conference titles, including 19 outright titles and six co-championships.

Following the 1985 season, Tulsa withdrew its football membership from the Missouri Valley Conference. The league then closed down its operation of football as a conference sport. Before leaving the MVC, Tulsa won the final six league championships (1980-1985).

Tulsa played as an independent for 10 seasons before becoming a member of the Western Athletic Conference (WAC) beginning with the 1996 season, while the 2004 campaign was the last in the WAC for the Hurricane. Tulsa's best finish in nine years in the WAC was second place with a 6-2 league record in 2003.

The 2005 season was the first for Tulsa in Conference USA, and the Golden Hurricane responded that season by winning the school's first conference title since 1985. Tulsa's affiliation with C-USA ended after the 2013 season, and in nine years, Tulsa posted an overall 49-23-1 mark, four West Division titles and two C-USA Championships.

Oklahoma Collegiate Conference (1914-28)

Year	W	L	T	Place
1914	3	2	0	3rd
1915	4	1	1	2nd
1916	4	0	0	1st
1917	did not compete			
1918	did not compete			
1919	5	0	1	1st
1920	6	0	1	1st
1921	5	1	0	2nd
1922	4	0	0	1st
1923	did not compete			
1924	did not compete			
1925	4	0	0	1st
1926	5	1	0	2nd
1927	3	1	1	2nd
1928	3	1	1	2nd
Total	46	7	4	5 titles (.842)

Big Four Conference (1929-32)

Year	W	L	T	Place
1929	4	0	1	1st
1930	3	0	0	1st
1931	2	1	0	2nd
1932	3	0	0	1st
Total	12	1	1	3 titles (.893)

Missouri Valley Conference (1935-85)

Year	W	L	T	Place	Champion
1935	3	0	0	1st (tie)	Tulsa, Washington
1936	3	0	0	1st (tie)	Tulsa, Creighton
1937	3	0	0	1st	Tulsa
1938	3	1	0	1st	Tulsa
1939	2	1	1	3rd	Washington
1940	4	0	0	1st	Tulsa
1941	4	0	0	1st	Tulsa
1942	5	0	0	1st	Tulsa
1943	1	0	0	1st	Tulsa
1944	0	1	0	2nd	Oklahoma A&M
1945	2	1	0	2nd	Oklahoma A&M
1946	3	0	0	1st	Tulsa

1947	3	0	0	1st	Tulsa
1948	0	1	1	4th	Oklahoma A&M
1949	1	2	1	5th	Detroit
1950	3	0	1	1st	Tulsa
1951	4	0	0	1st	Tulsa
1952	3	1	0	2nd	Houston
1953	1	3	0	4th	Detroit, Oklahoma A&M
1954	0	4	0	4th	Wichita State
1955	1	3	0	4th (tie)	Detroit, Wichita State
1956	2	1	1	2nd (tie)	Houston
1957	2	3	0	3rd	Houston
1958	2	2	0	3rd (tie)	North Texas
1959	2	2	0	3rd	Houston, North Texas
1960	2	1	0	2nd	Wichita State
1961	1	2	0	2nd (tie)	Wichita State
1962	3	0	0	1st	Tulsa
1963	2	2	0	3rd (tie)	Cincinnati, Wichita State
1964	3	1	0	2nd	Cincinnati
1965	4	0	0	1st	Tulsa
1966	3	1	0	1st (tie)	Tulsa, North Texas
1967	3	1	0	2nd	North Texas
1968	2	3	0	3rd	Memphis State
1969	1	4	0	6th	Memphis State
1970	3	1	0	2nd	Louisville
1971	3	2	0	2nd (tie)	Memphis State
1972	3	2	0	3rd (tie)	Drake, Louisville, W. Texas
1973	5	1	0	1st (tie)	Tulsa, North Texas
1974	6	0	0	1st	Tulsa
1975	4	0	0	1st	Tulsa
1976	2	1	1	1st (tie)	Tulsa, New Mexico State
1977	2	3	0	4th (tie)	West Texas State
1978	4	1	0	2nd	New Mexico State
1979	did not compete for the league title				
1980	4	1	0	1st	Tulsa
1981	5	1	0	1st (tie)	Tulsa, Drake
1982	6	0	0	1st	Tulsa
1983	5	0	0	1st	Tulsa
1984	5	0	0	1st	Tulsa
1985	5	0	0	1st	Tulsa
Total	143	54	6	25 titles (.719)	

Western Athletic Conference (1996-04)

Year	W	L	T	Place	Champion
1996	2	6	0	7th (Mountain)	Brigham Young*
1997	2	6	0	7th (Mountain)	Colorado State*
1998	2	6	0	7th (Mountain)	Air Force*
1999	1	6	0	8th	Hawaii, TCU
2000	4	4	0	5th	TCU, UTEP
2001	0	8	0	10th	Louisiana Tech
2002	1	7	0	Tie-9th	Boise State
2003	6	2	0	2nd	Boise State
2004	3	5	0	6th	Boise State
Total	21	50	0	0 titles (.296)	

*Won WAC Championship Game

Conference USA (2005-13)

Year	W	L	T	Place	Overall Champion	West Div.
2005	6	2	0	1st (West)	Tulsa	Tulsa
2006	5	3	0	3rd (West)	Houston	Houston
2007	6	2	0	1st (West)	UCF	Tulsa
2008	7	1	0	1st (West)	East Carolina	Tulsa
2009	3	5	0	T3rd (West)	East Carolina	Houston
2010	6	2	0	T1st (West)	UCF	SMU
2011	7	1	0	2nd (West)	Southern Miss	Houston
2012	7	1	0	1st (West)	Tulsa	Tulsa
2013	2	6	0	6th (West)	Rice	Rice
Totals	49	23	0	2 Overall Championships, 4 West Division Titles, 1 Shared West Division Title		

American Athletic Conference (2014-Present)

Year	W	L	T	Place	Champion
1935	2	6	0	T8th	Memphis, Cincinnati, UCF

INTRO

PLAYERS

STAFF

REVIEW

AMERICAN ATHLETIC CONFERENCE

OPPONENTS

HISTORY

RECORDS

Missouri Valley Conference Selections

1935

Ham Harmon, C
Red Chapman, T
Harold Wickersham, HB
Tack Dennis, FB

1936

Red Chapman, T
Ham Harmon, C
Tudor Jones, QB
Morris White, HB

1937

Buster Baze, E
George Adams, C
Lester Graham, G
Curly Hayes, E
Morris White, QB

1938

Calvin Thomas, T
Forrest Gregory, G
John McKibben, E
Tommy Thompson, QB

1939

Leo Sas, G

1940

Charles Greene, T
Rich Morgan, C
Bill Grimmett, E
Glenn Dobbs, QB
Lester Moore, FB

1941

Elston Campbell, E
Rich Morgan, C
Charles Greene, T
Sax Judd, E
Glenn Dobbs, B
N. A. Keithly, B

1942

Sax Judd, E
Homer Paine, T
Maurice Hail, G
Charles Spilman, C
Glenn Dobbs, B
Calvin Purdin, WB

1945

Dick Moseley, E
Forrest Griggs, T
Bob Hellinghausen, C
C. B. Stanley, T
Hardy Brown, B
Camp Wilson, B

1946

Nelson Greene, T
Bob Hellinghausen, C
Vic Jordan, G
Harden Cooper, T
Bill Kemplin, E
Clyde LeForce, B
Hardy Brown, B

1947

Nelson Greene, T
Ralph Detwiller, G
Bill Cagle, C
Arnold Burrough, G
Jimmy Finks, B
J. R. Boone, B

1948

Jimmy Finks, B

1950

Dave Rakestraw, T
Jim Beasley, C
Fred Smith, E
Ronnie Morris, B
J. C. Roberts, B

1951

Tom Miner, E
Jim Prewitt, T
Jim Beasley, C
Marvin Matuszak, G
Ronnie Morris, B
Howard Waugh, B

1952

Willie Roberts, E
Marvin Matuszak, G
Ronnie Morris, B
Dick Kercher, B
Howard Waugh, B

1953

Tom Miner, E

1955

Chuck Yonker, T

1956

Max Black, C
Dean Slayton, T
Dick Hughes, B

1957

Dick Brown, E
Opie Bandy, T
Ronnie Morris, B

1958

Dick Brown, E
Opie Bandy, T
Ronnie Morris, B
Bob Brumble, B

1959

Joe Novsek, T
Chuck Jansen, G
Jerry Keeling, QB
Bob Brumble, FB

1960

Buddy Kelly, E
Jack Murphy, T
Mack Reeves, G
Jerry Keeling, QB

1961

Joe Novsek, T
Kenny Reed, G
Bo Bolinger, FB

1962

John Simmons, E
Tony Liscio, T
Kenny Reed, G
Dan Howard, C
Stuart McBirnie, FB

1963

John Simmons, E
Stu Stewart, G
Jeff Jordan, WB
Jerry Rhome, QB

1964

Howard Twilley, E
Jerry Rhome, QB
John Osmond, C
Mark Maddox, E
Bob Daugherty, HB
Willie Townes, DT
Dwight Claxton, LB
Jeff Jordan, HB
Eddie Dukes, MG
Gary Porterfield, DE
Ernie Riera, OG
Bob Breitenstein, OT

1965

Howard Twilley, E
Richard Tyson, OG
John Osmond, C
Joe Brooks, OT
Bill Anderson, QB
Neal Sweeney, FL
Willie Townes, DT
Tom McGuire, DT
Sheldon Moomaw, DG
Dwight Claxton, LB
Darrell Wolff, LB
Charles Hardt, DB

1966

Dan Bandy, OT
Gene Lakusiak, FB
Bob Junko, LB
Milt Jackson, DB

1967

Willie Crittendon, DT
Rick Eber, B
Bob Junko, LB
Carl Martin, T
Doug Wyatt, DB

1968

Luke Blair, LB
Doug Wyatt, DB

1969

Luke Blair, LB
Doug Wyatt, DB

1970

Josh Ashton, HB
Chuck Cummins, DT

1971

Gary Christensen, OT
Jean Barrett, OT
Jim Butler, TE

Sam Henry, K
Dick Blanchard, LB
Ralph McGill, DB

1972

Drane Scrivener, DB
Arthur Moore, DT

1973

Danny Colbert, DB
Al Humphrey, LB
Ken Thomas, DG
T.C. Blair, TE
Scott Marquis, OT
Freddie Carolina, HB
Arthur Bennett, K

1974

Arthur Bennett, K
Jeb Blount, QB
Steve Largent, OE
Wes Hamilton, OG
Greg Fairchild, OT
Al Humphrey, LB
Byron Franklin, LB
Ken Thomas, DG
Mack Lancaster, DT
Buddy Tate, DB

1975

Ken Steinke, TE
Steve Largent, WR
Wes Hamilton, OG
Bernie Head, C
Jeb Blount, QB
Carlisle Cantrell, RB
Jim Kasper, DT
Greg Fairchild, DT
Byron Franklin, LB
Kevin Black, DB
Buddy Tate, DB
Rick Engles, P

1976

Ron Henderson, QB
Steve August, OT
Cornell Webster, WR
Marcus Hatley, TE
Mel McGowen, DE
Bob Mogelnicki, C
I.V. Wilson, DT
Giles Alexander, DT
Jim Stewart, DB
Steve Cox, K

1977

Marcus Hatley, TE
Eddie Hare, P
Lovie Smith, DB
Harold Hamilton, OT

1978

Rickey Watts, WR
Doug Panfil, OT
Steve Nicholson, C
Don Blackmon, DE
Lovie Smith, DB
Eddie Hare, P

1979

Don Blackmon, DE
Lovie Smith, DB
Stu Crum, PK
Steve Nicholson, C
Robert Tennon, LB

1980

Denver Johnson, OT
Chris Kelly, OG
Don Blackmon, DE
Robert Tennon, LB
Charles Caulfield, DB
Reggie Epps, LB
Kenneth Lacy, RB

1981

Sid Abramowitz, OT
Kurt Nichols, C
Willis Carolina, NG
George Gilbert, OT
Reno Hutchins, DB

1982

Sid Abramowitz, OT
Steve Cox, OG
David Imes, C
Kirk Phillips, SE
Micheal Gunter, RB
Ken Lacy, FB
Stu Crum, PK
Kevin Lilly, DT
Cliff Abbott, LB
Brent Dennis, DB
Steve Cook, P

1983

Cliff Abbott, LB
Tom Baldwin, DT
Brent Dennis, DB
Micheal Gunter, RB
Byron Jones, DE
John Kasperski, OG
Rod Patten, OT
David Pearson, C

1984

David Alexander, OT
Gordon Brown, RB
Joe Dixon, DT
Nate Harris, DB
Byron Jones, DE
John Kasperski, OG
Ronnie Kelley, FL
Kevin Lilly, DE
Albert Myres, DB
Xavier Warren, LB

1985

David Alexander, OG
Gordon Brown, RB
Joe Dixon, DT
Doug Desherow, DB
Steve Gage, QB
Kevin Lilly, DE
Mike Williams, OLB



Western Athletic Conference Selections

1996

First Team

Salifu Abdulai, DE
James Anderson, PK
Brian Newnam, OG

Second Team

Jeremy Bunch, S
Wes Caswell, WR
Muadianvita Kazadi, LB

Honorable Mention

Terrance Joseph, CB
Reggie Williams, RB

Academic

Wade Clark, Jr., DB
Levi Gillen, Jr., DB
Asher Ladner, So., DB
Pete Muther, Fr-RS, TE
Anthony Ratica, Fr-RS., OL

1997

First Team

Charlie Higgins, RB
Michael Ruhl, OT
Damon Savage, WR

Second Team

Levin Gillen, DB

Honorable Mention

Jason Jacoby, KOR
Rich Young, LB

Academic

Wade Clark, Sr., DB
Zac Craig, Fr-RS, DL
Levi Gillen, Sr., DB
Asher Ladner, Jr., DB
Pete Muther, So., TE
Anthony Ratica, So., OL
Steve Schiller, Fr-RS, OL

1998

First Team

Jason Mills, OT

Second Team

Wes Caswell, WR
Todd Franz, CB

Honorable Mention

Ryan Farley, DT
John Mosley, KOR
Neil Whitworth, DE

Academic

Philip Abode, So., LB
Keith Carey, So., DL
Ryan Cook, Fr-RS, LB
Asher Ladner, Sr., DB
Andrew LeCrone, Jr., WR
Drew McLaughlin, Fr-RS, TE
Pete Muther, Jr., TE
Anthony Ratica, Jr., OL
Steve Schiller, So., OL

1999

First Team

Todd Franz, CB

Second Team

Damon Savage, WR
John Mosley, RB
Ashon Farley, LB

Honorable Mention

Pete Muther, TE
Steve Schiller, C
Steve Wiedower, OG

Academic

Philip Abode, Jr., LB
Keith Carey, Jr., DL
Ryan Cook, So., LB
Zac Craig, Jr., DL
Don Douglass, Sr., OL
Sam Duregger, So., WR
Chris Earnest, So., PK
Gavin Engle, Jr., DB
Andrew LeCrone, Sr., WR
Drew McLaughlin, So., DL
Dani Mouri, Jr., LB

Pete Muther, Sr., TE
Anthony Ratica, Sr., OL
Steve Schiller, Jr., OL
Ricky Tallant, Fr-RS, PK
Andy Taylor, Sr., DL
Kirk Walters, So., QB

2000

First Team

Donald Shoals, WR/PR

Honorable Mention

Chris Earnest, PK
Ashon Farley, LB
CJ Scott, CB
Steve Wiedower, OG

Academic

Josh Blankenship, So., QB
Ryan Cook, Jr., LB
Chris Earnest, Jr., PK
Gavin Engle, Sr., DB
Andrew LeCrone, Sr., WR
Drew McLaughlin, Jr., DE
Dani Mouri, Sr., LB
Steve Schiller, Sr., OL

2001

Second Team

Drew McLaughlin, DE

Honorable Mention

Michael Dulaney, LB
Sam Rayburn, DT
Jarrod Roach, TE
Eric Richardson, RB
Kevin Shaffer, OT
Donald Shoals, WR

Academic

Philip Abode, Sr., LB
Matt Black, So., OL
Michael Dulaney, Jr., LB
Chris Earnest, Sr., PK
James Kilian, Fr-RS, QB

Max Kraus, So., DB
Drew McLaughlin, Sr., DL
Zach Newby, Fr-RS, OL

2002

First Team

Sam Rayburn, DT

Honorable Mention

Michael Dulaney, LB
Jermaine Landrum, PR
Eric Richardson, RB
Anthony Taylor, C
Jeff Thibodeaux, FS

Academic

Matt Black, Jr., OG
Caleb Blankenship, So., TE
Michael Dulaney, Sr., LB
Cory Hathaway, So., DL
James Kilian, So., QB
Max Kraus, Jr., DB
Terrell Siegfried, Sr., DB
Brendon Swisher, So., LB

2003

First Team

Nick Bunting, LB
Austin Chadwick, OT
Garrett Mills, TE

Second Team

Kedrick Alexander, DB
Romby Bryant, WR
Jermaine Hope, DB
James Kilian, QB
Michael LeDet, LB

Honorable Mention

Jorma Bailey, LB
Caleb Blankenship, TE
Jeremy Davis, DE
Eric Richardson, RB

Freshman of the Year

Nick Bunting, LB

Coach of the Year

Steve Kragthorpe

Academic

Caleb Blankenship, Jr., TE
Brad DeVault, So., PK
Cory Hathaway, Jr., TE
James Kilian, Jr., QB
Max Kraus, Sr., DB
Drew Lagow, So., DL
Garrett Mills, So., TE
Brendon Swisher, Jr., LB

2004

First Team

Ashlan Davis, KOR
Garrett Mills, TE
Derek Warehime, C

Second Team

Nick Bunting, LB
Jermaine Hope, DB
Michael LeDet, LB
Josh Walker, DL

Honorable Mention

Caleb Blankenship, TE
James Kilian, QB
Brandon Lohr, DL
Uril Parrish, RB

Academic

Matt Black, Sr., OL
Caleb Blankenship, Sr., TE
Nelson Coleman, Fr-RS, LB
Brad DeVault, Jr., PK
Brandon Diles, So., RB
Cory Hathaway, Sr., TE
James Kilian, Sr., QB
Drew Lagow, Jr., DS
Mike Mengers, So., OL
Garrett Mills, Jr., TE

INTRO

PLAYERS

STAFF

REVIEW

AMERICAN ATHLETIC
CONFERENCE

OPPONENTS

HISTORY

RECORDS

Tulsa's Conference Honors

Offensive Players of the Year

Missouri Valley Conference

(awards began in 1971)

1974 Jeb Blount, QB
1975 Steve Largent, WR
1976 Ron Hickerson, QB
1983 Michael Gunter, RB
1985 Steve Gage, QB (UPI)

Conference USA

2007 Paul Smith, QB
2010 G.J. Kinne, QB

Defensive Players of the Year

Missouri Valley Conference

(awards began in 1971)

1971 Ralph McGill, DB
1974 Al Humphrey, LB
1975 Byron Franklin, LB
1976 Jimmy Stewart, DB
1980 Don Blackmon, DE

Conference USA

2006 Nick Bunting, LB
2013 Shawn Jackson, LB

Special Teams Players of the Year

Conference USA

2010 Damaris Johnson, KR/PR

Newcomers of the Year

Missouri Valley Conference

(awards began in 1971)

1976 Lovie Smith, LB
1983 Steve Gage, QB

Western Athletic Conference

2003 Nick Bunting, LB

Conference USA

2007 Brennan Marion, WR

Coach of the Year

Missouri Valley Conference

1951 Buddy Brothers
1959 Bobby Dobbs
1962 Glenn Dobbs
1974 F.A. Dry
1975 F.A. Dry
1976 F.A. Dry
1982 John Cooper

Western Athletic Conference

2003 Steve Kragthorpe

Conference USA

2012 Bill Blankenship

Conference USA Selections

2005

First Team

Bobby Blackshire, DB
Ashlan Davis, KOR
Garrett Mills, TE
Jesse Stoneham, OG

Second Team

Nelson Coleman, LB
Nick Graham, DB

Third Team

Nick Bunting, LB
Brandon Lohr, DE
Uril Parrish, RB
Jeff Perrett, OT

All-Freshman Team

Moton Hopkins, DE
Roy Roberts, DB

2006

First Team (by Coaches)

Bobby Blackshire, Sr., DB
Nick Bunting, Sr., LB
Robert Latu, Sr., DE
Jeff Perrett, Sr., OT

(by Media)

Nelson Coleman, Jr., LB
Jeff Perrett, Sr., OT

Second Team (by Coaches)

Aaron Danenhauer, Sr., C
Nelson Coleman, Jr., LB
Nick Graham, Sr., DB
Jon Hameister-Ries, Sr., OG
Idris Moss, Sr., WR
Paul Smith, Jr., QB

(by Media)

Bobby Blackshire, Sr., DB
Nick Bunting, Sr., LB
Aaron Danenhauer, Sr., C
Idris Moss, Sr., WR

Third Team (by Coaches)

Chris Chamberlain, Jr., LB

(by Media)

Robert Latu, Sr., DE
Paul Smith, Jr., QB

All-Freshman Team

(by Coaches)

Anthony Egbuniwe, Fr., DE

All-Academic Team

(11-member team)

Mike Mengers, Sr., OT
(3.74/Mechanical Engineering)
Paul Smith, Jr., QB
(3.80/Communication)

2007

First Team (Coach/Media)

Paul Smith, Sr, QB
Chris Chamberlain, Sr., LB
Nelson Coleman, Sr., LB

Second Team (by Coaches)

Moton Hopkins, Jr., DE
Trae Johnson, Fr., WR
Brennan Marion, Jr., WR
John Warren, Jr., DS
(by Media)
Moton Hopkins, Jr., DE
Trae Johnson, Fr., WR
Brennan Marion, Jr., WR

All-Freshman Team

(by Coaches and Media)

Charles Clay, Fr., FB
Trae Johnson, Fr., WR

All-Academic Team

(11-member team)
Nelson Coleman, Sr., LB
(3.34/Business)
Paul Smith, Sr., QB
(3.84/Communication)

2008

(selected by Coaches)

First Team

Tarrison Adams, Sr., RB
Brennan Marion, Sr., WR
Justin Morsey, Sr., OG

Second Team

Moton Hopkins, Sr., DE
Damaris Johnson, Fr., KOR
James Lockett, Jr., DB

All-Freshman Team

DeAndre Brown, Fr., DB
Tyler Holmes, Fr-RS, OT
Damaris Johnson, Fr., WR

All-Academic Team

Moton Hopkins, Sr., DE
(3.37/Communication)
David Johnson, Sr., QB
(3.92/Exercise & Sports Science)

2009

(selected by Coaches)

Second Team

Damaris Johnson, So., KOR/WR
James Lockett, Sr., DB

All-Freshman Team

Trent Dupy, Fr., C
Cory Dorris, Fr-RS, DE
Ricky Johnson, Fr., WR
Dexter McCoil, Fr., DB

All-Academic Team

(11-member team)
G.J. Kinne, So., QB
(3.33/Exercise & Sports Science)

2010

(selected by Coaches)

First Team

Damaris Johnson, Jr., PR
G.J. Kinne, Jr., QB
Marco Nelson, Fr., DB

Second Team

Clint Anderson, Jr., OG
Damaris Johnson, Jr., WR/KR
Michael Such, Sr., P

All-Freshman Team

Stetson Burnett, Fr-GS, OG
Shawn Jackson, Fr-GS, LB
Marco Nelson, Fr., DB
Thomas Roberson, Fr., WR
Cody Wilson, Fr-RS, LB

All-Academic Team

G.J. Kinne, Jr., QB
(3.32/Exercise & Sports Science)

2011

(selected by Coaches)

First Team

Clint Anderson, Sr., OG
Curnelius Arnick, Sr., LB
Kevin Fitzpatrick, Sr., PK
Tyrunn Walker, Sr., DE

Second Team

Willie Carter, Jr., H-Back
Ja'Terian Douglas, Jr., RB
G.J. Kinne, Sr., QB
Dexter McCoil, Jr., DB
Clay Sears, Sr., TE

All-Freshman Team

Brentom Todd, Fr., DE
Kwame Sexton, Fr., DB
Cole Way, Fr., P

All-Academic Team

Alan Dock, Sr., LB
(3.69/Accounting)
G.J. Kinne, Sr., QB
(3.27/Exercise & Sports Science)

2012

(selected by Coaches)

First Team

DeAndre Brown, Sr., LB
Brian DeShane, Sr., OT
Cory Dorris, Sr., DE
Jared Grigg, Sr., OT
Dexter McCoil, Sr., DB

Second Team

Trent Dupy, Sr., C
Keyarris Garrett, So., WR
Jared St. John, Sr., DE
Demarco Nelson, Jr., DB
Trey Watts, Jr., SR

All-Freshman Team

Derrick Alexander, Fr., DE
Rey Higuera, Fr., DS
Trent Martin, Fr., LB
Daniel Schwarz, Fr., PK

All-Academic Team

Jared St. John, Sr., DE
(3.34/History/Education)

2013

(selected by Coaches)

First Team

Stetson Burnett, Sr., OT
Shawn Jackson, Sr., LB
Trey Watts, Sr., RB

Second Team

Michael Mudoh, So., DB

All-Freshman Team

Dylan Foxworth, Fr., C
Darnell Walker, Fr., DB

American Athletic Conference Selections

2014

Second Team (by Coaches)

Keevan Lucas, WR
Derrick Alexander, DE



JOSH ATKINSON



Alex Singleton became the school's all-time leader for touchdowns in a season (25) and career (44) in the 2012 season.

RECORDS

INSIDE

Tulsa's NCAA Records/ Annual Champions	120-121	Top-10 Single Season Performances	142
Individual Season Leaders	122-126	Top-10 Career Performances	143
Tulsa Team Records	127-128	Top Crowds to See Tulsa Play	144
Tulsa Individual Records	129-130	Series Records vs. All Opponents	145-146
Opponent Team Records	131-132	Tulsa in Overtime	146
Game Streaks	132	All-Time Head Coaching Records	146
Tulsa Year-By-Year Offensive Totals	133	Top 10 Winningest Coaches	146
Opponent Year-By-Year Offensive Totals	133	Season-by-Season Review	147-149
Longest Plays	134	Tulsa Won-Lost Records	149
Hurricane 100-Yard Receivers	135-136	Tulsa Athletic Hall of Fame	150
Hurricane 300-Yard Passers	137	Homecoming Game Results	151
Hurricane 100-Yard Rushers	138-140	Tulsa in the National Polls	151
Top-10 Single Game Performances	141	All-Time Results	152-167
		Notes Page	168

Tulsa's NCAA Records

Individual NCAA Records

Total Offense

- **Quarterback Gaining 200 Yards Rushing and Passing (Game)**

Steve Gage vs. New Mexico, Nov. 8, 1986 (212 rushing, 209 passing)

- **One 5,000 Yard Passer, Three 1,000 Yard Receivers and One 1,000 Yard Rusher (Season)**

Paul Smith (5,065 passing), Brenn Marion (1,244 receiving), Trae Johnson (1,088 receiving), Charles Clay (1,024 receiving) and Tarrion Adams (1,225 rushing) in 2007

- **Most Combined Yardage by Quarterback and Rusher (Season)**

Paul Smith (5,065 passing) and Tarrion Adams (1,225 rushing) for 6,237 total yards in 2007

Rushing

- **Two Players, Same Team Each Gaining 200 Yards or More (Game)**

Gordon Brown, 214 (23 rushes) & Steve Gage, 206 (26 rushes) vs. Wichita State, Nov. 2, 1985

- **Two Players, Same Team, Each Gaining 1,000 Yards or More (Season)**

Micheal Gunter (1,464) & Ken Lacy (1,097) in 1982

Passing

- **Most Seasons Gaining 2,000 Yards or More**

4, T.J. Rubley, 1987-89, 1991 (2,058-2,497-2,292-2,054)

- **Most Consecutive 300 Yard Passing Games (Season)**

14, Paul Smith, 2007 (14 games)

Receiving

- **Most Passes Caught (Career — 3 years)**

261, Howard Twilley, 1963-65 (3,343 yards)

- **Most Passes Caught Per Game (Season)**

13.4, Howard Twilley, 1965 (134 in 10 games)

- **Most Yards Gained by Two Players, Same Team (Game)**

640, Rick Eber (322) & Harry Wood (318) vs. Idaho State, Oct. 7, 1967 (33 receptions, 6 TDs)

- **Most Consecutive Games Gaining 200 Yards or More (Season)**

3, Howard Twilley, 1965

- **Most Receiving Yards by a Tight End (Season)**

1235, Garrett Mills, 2005 (13 games)

- **Most Yards Per Catch (Season)**

31.9, Brennan Marion, 2007 (1,244 yards on 39 receptions)

- **Three Players, Same Team, Each Gaining 1,000 Yards or More (Season)**

Brennan Marion (1244 on 39 catches), Trae Johnson (1088 on 70 catches), Charles Clay (1024 on 69 catches)

All Purpose Yards

- **Most All-Purpose Yards (Career)**

7,796 yards, Damaris Johnson (2008-10)

Kickoff Returns

- **Most Kickoff Return Yards (Career)**

3,417 yds, Damaris Johnson (2008-10)

- **Most Kickoff Returns for a Touchdown (Season)**

5, Ashlan Davis, 2004 (74, 83, 94, 96, 100 yards)

- **Most Kickoff Returns for a Touchdown (Career)**

6, Ashlan Davis, 2004-05 (74, 83, 94, 96, 100 yards in 2004; 96 yards in 2005)

- **Most Kickoff Returns for a Touchdown in Consecutive Games**

4, Ashlan Davis, 2004 (100 yards vs. Boise State, 94 yards vs. Nevada, 83 yards vs. Rice, 96 yards vs. SMU)

Scoring

- **Most Two-Point Attempts Made (Season)**

6, Howard Twilley, 1964 (all on pass attempts)

Team NCAA Records

Turnovers (Giveaways)

- **Most Turnovers**

61, 1976 (37 fumbles lost, 24 interceptions)

NCAA Annual Team Champions

Total Offense

1944 — 434.7

1951 — 480.1

1952 — 466.6

1964 — 461.8

1965 — 427.8

2007 — 543.9

2008 — 569.9

Rushing Offense

1952 — 321.5

Passing Offense

1942 — 233.9

1944 — 206.3

1962 — 199.3

1963 — 244.8

1964 — 317.9

1965 — 346.4

1966 — 272.0

Scoring Offense

1942 — 42.7

1964 — 38.4

Scoring Defense

1942 — 3.2

Kickoff Returns

1958 — 25.8

Punting

1942 — 41.3

First Downs

2008 — 391

Third Down Conversions

2008 — 110-of-193 (57%)

Individual NCAA Champions

Total Offense

1964 — Jerry Rhome (3,128)

1965 — Billy Guy Anderson (3,343)

Rushing Offense

1952 — Howard Waugh (1,372 on 164 rushes)

Passing Efficiency

1952 — Ronnie Morris (177.4)

1964 — Jerry Rhome (172.6)

Passing Yards

1964 — Jerry Rhome (2,870)

1965 — Billy Guy Anderson (3,464)

Points Responsible For


2007 — Paul Smith (26.14)

All-Purpose Yards

2009 — Damaris Johnson (224.4)

2010 — Damaris Johnson (202.2)

STEVE GAGE HOLDS THE NCAA RECORD WITH GORDON BROWN OF TWO PLAYERS RUSHING FOR 200 YARDS IN THE SAME GAME.



Receiving Yards

1964 — Howard Twilley (1,178)
1965 — Howard Twilley (1,779)
1993 — Chris Penn (1,578), 9.6 per game receptions;
143.5 yards per game

Scoring

1965 — Howard Twilley (127 points on 16 TDs & 31 PATs)

Interceptions

1940 — Dick Morgan (7 for 210 yards)

NCAA Annual Most-Improved Teams

1949, 5 games improved (0-9-1 to 5-4-1)
1970, 5 games improved (1-9-0 to 6-4-0)
1978, 6 games improved (3-8-0 to 9-2-0)
1991, 6.5 games improved (3-8-0 to 10-2-0)
2003, 7 games improved (1-11-0 to 8-5-0)

NCAA All-Time Leaders

Tulsa players ranked among the top-100 in the following statistical categories

Total Offense

Season Yards Per Game

Billy Guy Anderson, 334.3 (1965)
Paul Smith, 370.3 (2003-07)

Career Yards

T.J. Rubley, 9,080 (1987-89, 91)
Paul Smith, 11,591 (2003-07)

Rushing

Single-Game Yards

Tarrion Adams, 323 yards vs. Tulane (Nov. 22, 2008)
Mark Brus, 312 yards vs. New Mexico State (Oct. 27, 1990)

Quarterback — Career Yards

Steve Gage, 2029 yards (1983-86)

Passing

Career Passing Efficiency (400-499 Completions)

Jerry Rhome, 142.6 (1961 SMU, 1963-64 Tulsa)

Season Passing Efficiency

Jerry Rhome, 172.6 (1964)
David Johnson, 178.7 (2008)

Career Yards

T.J. Rubley, 9,324 (1987-89, 91)
Paul Smith, 10,936 (2003-07)

Career TD Passes

T.J. Rubley, 73 in 47 games (1987-89, 91)
Paul Smith, 83 in 48 games (2003-07)

Season Yards Per Game

Billy Guy Anderson, 346.4 (1965)
Paul Smith, 361.7 (2007)

Season TD Passes

Jerry Rhome, 32 in 10 games (1964)
Paul Smith, 47 in 14 games (2007)

Single-Game Completions

Billy Guy Anderson, 42 vs. Southern Illinois (Oct. 30, 1965)

Receiving

Career Receptions Per Game (Min. 125 Receptions)

Howard Twilley, 10.0 (261 in 26 games)
Chris Penn, 6.5 (142 in 22 games)

Season Receptions Per Game

Howard Twilley, 13.4 (1965), 134 in 10 games
Howard Twilley, 9.5 (1964), 95 in 10 games
Chris Penn, 9.5 (1993), 105 in 11 games

Career Receptions

Howard Twilley, 261 (1963-65)

Season Receptions

Howard Twilley, 134 in 10 games (1965)
Chris Penn, 105 in 11 games (1993)
Howard Twilley, 95 in 10 games (1964)

Season TD Receptions

Dan Bitson, 16 in 11 games (1989)
Howard Twilley, 16 in 10 games (1965)

Single-Game Receptions

Rick Eber, 20 vs. Idaho State (Oct. 7, 1967)
Howard Twilley, 19 vs. Colorado State (Nov. 27, 1965)
Howard Twilley, 18 vs. Southern Illinois (Oct. 30, 1965)

Career Yards

Howard Twilley, 3,343 on 261 receptions (1963-65)
Dan Bitson, 3,300 on 163 receptions (1987-89, 91)

Career Yards Per Game

Howard Twilley, 111.4 (1963-65)
Chris Penn, 107.7 (1991, 93)

Career TD Receptions

Steve Largent, 32 in 30 games (1973-75)
Howard Twilley, 32 in 30 games (1963-65)
Dan Bitson, 29 in 44 games (1987-89, 91)

Season Yards

Howard Twilley, 1,779 in 10 games (1965)
Chris Penn, 1,578 in 11 games (1993)

Season Yards by a Tight End

Garrett Mills, 1,235 on 87 receptions (2005), 13 games

Single-Game Yards

Harry Wood, 318 vs. Idaho State (Oct. 7, 1967)

Scoring

Career Points Per Game

Howard Twilley, 259 in 26 games (1963-65)

Single-Game Points

Howard Twilley, 36 vs. Louisville (Nov. 6, 1965)

NCAA's All-Time Longest Plays


Passing

- 99 Troy DeGar to Wes Caswell vs. Oklahoma (Sept. 28, 1996)
- 98 Jerry Rhome to Jeff Jordan vs. Wichita State (Nov. 30, 1963)

Kickoff Returns

- 100 Jim Stewart vs. Virginia Tech (Nov. 6, 1976)
- 100 Jason Jacoby vs. UNLV (Oct. 15, 1994)
- 100 Jason Jacoby vs. Brigham Young (Nov. 4, 1995)
- 100 Ashlan Davis vs. Boise State (Oct. 16, 2004)

**HOWARD TWILLEY SET
NUMEROUS NCAA RECEIVING
RECORDS IN 1964 AND 1965.**



INTRO

PLAYERS

STAFF

REVIEW

AMERICAN ATHLETIC
CONFERENCE

OPPONENTS

HISTORY

RECORDS

Individual Season Leaders

Rushing Leaders 1941-2014

(based on net rushing yards) **Led NCAA

Year	Player	Att	Net	Avg	TD
1941	N.A. Keithley	83	297	3.6	-
1942	N.A. Keithley	87	497	5.7	-
1943	Clyde LeForce	56	290	5.2	-
1944	Camp Wilson	103	662	6.4	-
1945	Camp Wilson	138	662	6.4	-
1946	Paul Barry	85	548	6.5	-
1947	J.R. Boone	125	661	5.3	-
1948	Paul Barry	90	342	3.8	5
1949	Paul Barry	100	406	4.1	6
1950	Jake Roberts	138	954	6.9	-
1951	Howard Vaughn	165	1118	6.8	7
1952	Howard Vaughn	**164	**1372	*8.4	10
1953	Bob Decker	72	302	4.2	4
1954	Dick Scholtz	74	339	4.6	0
1955	Dick Scholtz	119	395	3.3	5
1956	Dick Hughes	128	618	4.8	5
1957	Ronnie Morris	125	569	4.6	1
1958	Ronnie Morris	128	624	4.9	-
1959	Bob Brumble	151	599	4.0	4
1960	David White	85	444	5.2	4
1961	David White	74	293	4.0	0
1962	Henry Dorsch	56	250	4.5	2
1963	Henry Dorsch	48	211	4.4	3
1964	Bob Daugherty	77	456	5.9	9
1965	Gene Lakusiak	70	351	5.0	2
1966	Gene Lakusiak	65	330	5.1	1
1967	Cee Ellison	153	661	4.3	3
1968	Mike Stripling (QB)	118	307	2.6	5
1969	Josh Ashton	231	851	3.7	6
1970	Josh Ashton	196	685	3.5	5
1971	Mike Ridley	90	311	3.5	1
1972	Ed White	160	675	4.2	6
1973	Freddie Carolina	137	540	3.9	6
1974	Thomas Bailey	85	456	5.4	6
1975	Carlisle Cantrell	157	914	4.8	7
1976	Rickey Watts	99	464	4.7	4
1977	Rickey Watts	108	423	3.9	5
1978	Sherman Johnson	169	826	4.9	6
1979	Paul Roberson	117	546	4.7	4
1980	Ken Session	164	662	4.0	5
1981	Brett White	119	740	6.2	10
1982	Micheal Gunter	195	1464	**7.5	11
1983	Micheal Gunter	226	1198	5.3	14
1984	Gordon Brown	159	995	6.3	6
1985	Gordon Brown	169	1201	7.1	4
1986	Derrick Ellison	170	1064	6.3	4
1987	Derrick Ellison	126	593	4.7	4
1988	Brett Adams	142	602	4.2	2
1989	Brett Adams	224	1071	4.8	7
1990	Chris Hughley	126	700	5.6	4
1991	Chris Hughley	267	1326	4.9	8
1992	Lamont Headd	171	827	4.8	2
1993	Lamont Headd	227	969	4.3	2
1994	Solomon White	230	1003	4.4	8
1995	Reggie Williams	144	729	5.1	4
1996	Reggie Williams	152	759	5.0	4
1997	Charlie Higgins	202	1043	5.2	11
1998	Charlie Higgins	79	447	5.7	2
	Reggie Williams	100	447	4.5	2
1999	John Mosley	160	873	5.5	5
2000	Ken Bohanon	202	802	4.0	10
2001	Eric Richardson	131	469	3.6	5
2002	Eric Richardson	182	957	5.3	6
2003	Eric Richardson	181	811	4.5	12
2004	Uril Parrish	210	1064	5.1	8
2005	Uril Parrish	179	775	4.3	9
2006	Courtney Tennial	171	845	4.9	14
2007	Tarrison Adams	219	1225	5.6	8
2008	Tarrison Adams	247	1523	6.2	14
2009	G.J. Kinne (QB)	151	393	2.6	5
2010	G.J. Kinne (QB)	158	561	3.6	7
2011	Ja'Terian Douglas	112	883	7.9	4
2012	Trey Watts	186	1108	6.0	3
2013	Trey Watts	268	1329	5.0	11
2014	Zack Langer	196	801	4.1	4

Receiving Leaders 1941-2014

(based on receiving yards) **Led NCAA

Year	Player	Rec	Yards	Avg	TD
1941	Cal Purdin	13	217	16.7	2
1942	Sax Judd	35	509	14.5	9
1943	Barney White	16	188	11.8	5
1944	Barney White	29	531	18.3	4
1945	Dick Moseley	8	77	9.6	1
1946	Jimmy Ford	13	186	14.3	2
1947	Jimmy Ford	17	276	16.2	2
1948	Jimmy Ford	35	403	11.5	4
1949	Fred Smith	31	441	14.2	5
1950	Fred Smith	34	425	12.5	4
1951	Tom Miner	31	459	14.8	1
1952	Willie Roberts	39	691	17.7	12
1953	Tom Miner	18	363	20.1	0
1954	Kenny Kmet	16	271	16.9	1
1955	Al Backus	11	156	14.1	1
1956	Ronnie Morris	9	150	16.6	4
1957	Dick Brown	6	104	17.3	0
1958	Billy Neal	14	200	14.2	3
1959	Buddy Kelly	21	270	12.8	3
1960	Buddy Kelly	19	178	9.3	2
1961	Max Letterman	21	277	13.2	1
1962	John Simmons	65	860	13.2	9
1963	John Simmons	39	543	13.9	3
1964	Howard Twilley	**95	**1178	12.4	13
1965	Howard Twilley	**134	1779	13.2	16
1966	Neal Sweeney	56	740	13.2	3
1967	Rick Eber	78	1168	14.9	10
1968	Harry Wood	65	988	15.2	5
1969	Jim Butler	46	593	12.9	7
1970	Jim Butler	28	245	8.7	2
1971	Jim Butler	50	484	9.7	0
1972	Drew Pearson	33	690	20.9	5
1973	Freddie Carolina	38	271	7.1	3
1974	Steve Largent	52	884	17.0	14
1975	Steve Largent	51	1000	19.6	14
1976	Cornell Webster	38	622	16.4	1
1977	Rickey Watts	40	639	16.0	1
1978	Rickey Watts	34	730	21.5	5
1979	Paul Johns	20	408	20.4	1
1980	Paul Johns	29	420	14.5	1
1981	John Green	16	252	15.8	2
1982	Kirk Phillips	18	374	20.8	1
1983	John Green	22	365	16.6	2
1984	Ronnie Kelley	27	675	25.0	5
1985	Ronnie Kelley	34	379	11.1	1
1986	Ronnie Kelley	25	533	21.3	5
1987	Dan Bitson	29	608	20.9	3
1988	Dan Bitson	52	1138	21.9	9
1989	Dan Bitson	73	1425	19.5	16
1990	Frank Cassano	31	464	14.9	6
1991	Chris Penn	37	792	21.4	5
1992	Gary Brown	36	560	15.6	4
1993	Chris Penn	**105	**1578	15.0	12
1994	Wes Caswell	74	893	12.1	3
1995	Michael Kedzior	44	620	14.1	3
1996	Wes Caswell	49	817	16.7	5
1997	Damon Savage	66	1084	16.4	6
1998	Wes Caswell	52	598	11.5	4
1999	Damon Savage	67	752	11.2	4
2000	Donald Shoals	80	1195	14.9	5
2001	Donald Shoals	75	908	12.1	4
2002	Romby Bryant	49	593	12.1	7
2003	Romby Bryant	47	748	15.9	8
2004	Garrett Mills	51	560	11.0	2
2005	Garrett Mills	87	1235	14.2	9
2006	Idris Moss	58	803	13.8	1
2007	Brennan Marion	39	1244	**31.9	11
2008	Brennan Marion	43	1112	25.9	8
2009	Damaris Johnson	78	1131	14.5	3
2010	Damaris Johnson	57	872	15.3	4
2011	Willie Carter	61	868	14.2	7
2012	Keyarris Garrett	67	845	12.6	9
2013	Jordan James	39	471	12.1	2
2014	Keevan Lucas	101	1219	12.1	11



Scoring Leaders 1941-2014

Year	Players & Points (**Led NCAA)
1941	Cal Purdin, 30 (5TD)
1942	Clyde LeForce, 59 (2 TD, 1 FG, 44 PAT)
1943	Clyde LeForce, 59 (5 TD, 29 PAT)
1944	Perry Moss, 65 (7 TD, 23 PAT)
1945	Camp Wilson, 60 (10 TD)
1946	Clyde LeForce, 67 (5 TD, 1 FG, 34 PAT)
1947	J. R. Boone, 61 (10 TD, 1 PAT)
1948	Jimmy Ford, 36 (4 TD, 12 PAT)
1949	Dub Graves, 42 (7 TD)
1950	Jack Crocker, 60 (10 TD)
1951	Bill Parsons, 84 (14 TD)
1952	Tom Miner, 74 (5 TD, 1 FG, 41 PAT)
1953	Bob Decker, 24 (4 TD); Bill Walker, 24 (4 TD)
1954	Chuck Phillips, 24 (4 TD); Bob Waugh, 24 (4 TD)
1955	Dick Scholtz, 31 (5 TD, 1 PAT)
1956	Ronnie Morris, 36 (6 TD)
1957	Duwayne Gandy, 34 (3 TD, 3 FG, 7 PAT)
1958	Bob Brumble, 48 (8 TD)
1959	Jerry Keeling, 24 (4 TD); Bob Brumble, 24 (4 TD); David White, 24 (4 TD); Joe Cheap, 24 (4 TD)
1960	Bo Bolinger, 30 (5 TD)
1961	Bo Bolinger, 24 (4 TD)
1962	John Simmons, 54 (9 TD)
1963	Jeff Jordan, 32 (4 TD, 4 2PAT); Bill Goods, 32 (3 TD, 2 FG, 8 PAT)
1964	Howard Twilley, 110 (13 TD, 20 PAT, 6 two-pt. PAT)
1965	Howard Twilley, 127 (16 TD, 23 PAT, 4 two-pt. PAT)**
1966	Brent Roberts, 42 (7 TD)
1967	Rick Eber, 80 (13 TD, 1 two-pt. PAT)
1968	Mike Stripling, 30 (5 TD); Harry Wood, 30 (5 TD)
1969	Josh Ashton, 48 (8 TD)
1970	Josh Ashton, 42 (7 TD)
1971	Sam Henry, 41 (7 FG, 20 PAT)
1972	Sam Henry, 49 (9 FG, 22 PAT)
1973	Arthur Bennett, 52 (8 FG, 28 PAT)
1974	Steve Largent, 84 (14 TD)
1975	Steve Largent, 84 (14 TD)
1976	Steve Cox, 51 (11 FG, 18 PAT)
1977	Steve Cox, 38 (7 FG, 17 PAT)
1978	Stu Crum, 51 (6 FG, 33 PAT)
1979	Stu Crum, 53 (11 FG, 20 PAT)
1980	Stu Crum, 59 (11 FG, 26 PAT)
1981	Kenny Jackson, 60 (10 TD); Brett White, 60 (10 TD)
1982	Stu Crum, 100 (21 FG, 37 PAT)
1983	Micheal Gunter, 84 (14 TD)
1984	Jason Staurovsky, 75 (16 FG, 27 PAT)
1985	Steve Gage, 102 (17 TD)
1986	David Fuess, 73 (13 FG, 34 PAT)
1987	Erick Harrison, 44 (7 TD, 1 PAT)
1988	Dan Bitson, 56 (9 TD, 1 PAT)
1989	Dan Bitson, 96 (16 TD)
1990	Jace Seals, 49 (10 FG, 19 PAT)
1991	Eric Lange, 75 (16 FG, 27 PAT)
1992	Eric Lange, 78 (19 FG, 21 PAT)
1993	Chris Penn, 74 (12 TD, 1 two-pt. PAT)
1994	James Anderson, 64 (13 FG, 25 PAT)
1995	James Anderson, 59 (12 FG, 23 PAT)
1996	James Anderson, 83 (20 FG, 23 PAT)
1997	Charlie Higgins, 72 (12 TD)
1998	John Mosley, 42 (7 TD)
1999	Ken Bohanon, 56 (9, 1 two-pt. PAT)
2000	Chris Earnest, 60 (12 FG, 24 PAT); Ken Bohanon, 60 (10 TD)
2001	Chris Earnest, 37 (6 FG, 19 PAT)
2002	Romby Bryant, 42 (7 TD)
2003	Brad DeVault, 76 (9 FG, 49 PAT)
2004	Brad DeVault, 69 (12 FG, 33 PAT)
2005	Brad DeVault, 103 (18 FG, 49 PAT)
2006	Courtney Tennial, 96 (16 TD)
2007	Jarod Tracy, 94 (7 FG, 73 PAT)
2008	Jarod Tracy, 108 (10 FG, 78 PAT)
2009	Kevin Fitzpatrick, 81 (13 FG, 42 PAT)
2010	Kevin Fitzpatrick, 111 (16 FG, 63 PAT)
2011	Kevin Fitzpatrick, 96 (15 FG, 51 PAT)
2012	Alex Singleton, 150 (25 TD)
2013	Trey Watts, 74 (12 TD, 2 2PAT)
2014	Carl Salazar, 70 (12 FG, 34 PAT)

Pass Efficiency Rating 1941-2014

(Played in more than half of total games) **Led NCAA

Year	Player	Eff
1941	Glenn Dobbs	82.0
1942	Glenn Dobbs	138.8
1943	Clyde LeForce	118.0
1944	Perry Moss	128.8
1945	Bob Smith	92.6
1946	Clyde LeForce	109.6
1947	Jim Finks	96.7
1948	Jim Finks	100.4
1949	Pete Annex	131.9
1950	Ronnie Morris	118.6
1951	Ronnie Morris	128.7
1952	Ronnie Morris	**177.3
1953	Bob Bohn	80.8
1954	Mack Warren	84.8
1955	Charlie Wynes	113.9
1956	George Cagiola	165.0
1957	George Cagiola	68.4
1958	Jerry Keeling	101.9
1959	Jerry Keeling	78.0
1960	Jerry Keeling	106.5
1961	Ronnie Sine	89.6
1962	Stu McBirnie	115.8
1963	Jerry Rhome	122.9
1964	Jerry Rhome	**172.6
1965	Bill Anderson	129.3
1966	Greg Barton	122.7
1967	Mike Stripling	107.2
1968	Mike Stripling	93.9
1969	Rick Arrington	97.3
1970	John Dobbs	86.8
1971	Todd Starks	101.2
1972	Todd Starks	101.9
1973	Joe McCulley	125.7
1974	Jeb Blount	122.8
1975	Jeb Blount	125.9
1976	Ron Hickerson	93.4
1977	Bill Blankenship	89.8
1978	Dave Rader	142.8
1979	Bill Blankenship	114.0
1980	Kenny Jackson	114.8
1981	Kenny Jackson	114.0
1982	Skip Ast	98.3
1983	Steve Gage	111.2
1984	Richie Stephenson	128.2
1985	Steve Gage	117.2
1986	Steve Gage	105.8
1987	T.J. Rubley	107.8
1988	T.J. Rubley	109.0
1989	T.J. Rubley	132.5
1990	Gus Frerotte	84.7
1991	T.J. Rubley	139.2
1992	Mark Matheson	106.3
1993	Gus Frerotte	129.1
1994	Tad Jones	142.2
1995	Troy DeGar	96.1
1996	Troy DeGar	103.6
1997	John Fitzgerald	121.5
1998	John Fitzgerald	121.4
1999	Michael Wall	113.4
2000	Josh Blankenship	109.3
2001	Josh Blankenship	106.9
2002	Tyler Gooch	116.8
2003	James Kilian	128.4
2004	James Kilian	113.8
2005	Paul Smith	142.9
2006	Paul Smith	141.0
2007	Paul Smith	159.8
2008	David Johnson	178.7
2009	G.J. Kinne	142.6
2010	G.J. Kinne	144.3
2011	G.J. Kinne	147.4
2012	Cody Green	114.5
2013	Cody Green	112.1
2014	Dane Evans	120.8

INTRO

PLAYERS

STAFF

REVIEW

AMERICAN ATHLETIC
CONFERENCE

OPPONENTS

HISTORY

RECORDS

Punting Leaders 1941-2014

(based on punting average)

Year	Player	No	Yards	Avg
1941	Glenn Dobbs	44	1631	37.1
1942	Glenn Dobbs	26	1256	*48.3
1943	Clyde LeForce	25	908	36.3
1944	Lee Walker	11	386	35.1
1945	Hardy Brown	40	1552	38.8
1946	Hardy Brown	31	1216	39.2
1947	Hardy Brown	46	1672	36.3
1948	Jake Halter	24	873	36.4
1949	Paul Barry	27	1040	38.5
1950	Dub Graves	53	1821	34.4
1951	Jack Egan	22	756	34.4
1952	Bill Walker	25	973	39.1
1953	Bill Walker	35	1165	33.2
1954	Dick Scholtz	19	754	39.5
1955	Dick Scholtz	46	1695	36.9
1956	Ronnie Morris	44	1587	36.1
1957	Ronnie Morris	49	1958	39.9
1958	Ronnie Morris	46	1602	34.8
1959	Bennie Davis	51	1739	34.1
1960	Jim Furlong	42	1454	34.6
1961	Jim Furlong	44	1584	36.0
1962	Stu McBirnle	45	1641	36.5
1963	Jerry Rhome	19	620	32.6
1964	Bill Van Burkleo	23	793	34.5
1965	Pete Poweska	47	1772	37.7
1966	Brant Conley	68	2836	41.7
1967	Brant Conley	59	2238	37.9
1968	Brant Conley	61	2282	37.4
1969	Ken Duncan	34	1452	34.7
1970	Ken Duncan	67	2746	41.0
1971	Steve Bowling	39	1295	33.2
1972	Arthur Bennett	64	2290	37.3
1973	Rick Engles	59	2174	36.8
1974	Rick Engles	56	2270	40.5
1975	Rick Engles	36	1676	46.5
1976	Eddie Hare	61	2468	40.5
1977	Eddie Hare	57	2309	42.0
1978	Eddie Hare	66	2846	43.1
1979	Steve Cook	65	2352	36.5
1980	Steve Cook	64	2539	39.1
1981	Steve Cook	64	2654	41.5
1982	Steve Cook	55	2262	41.1
1983	Richie Stephenson	58	2139	36.9
1984	Richie Stephenson	49	1999	40.8
1985	Richie Stephenson	48	1790	37.3
1986	Richie Stephenson	50	1970	39.4
1987	Danny Phelps	65	2539	38.1
1988	Danny Phelps	64	2478	38.7
1989	Danny Phelps	41	1580	38.5
1990	Danny Phelps	60	2305	38.4
1991	Gus Frerotte	50	1776	35.5
1992	Mark DeLozier	50	2049	41.0
1993	Mark DeLozier	43	1658	38.6
1994	Mark DeLozier	64	2691	42.1
1995	Mark DeLozier	65	2676	41.2
1996	Kirk Myrick	62	2496	40.3
1997	John Fitzgerald	41	1566	38.2
1998	John Fitzgerald	24	974	40.6
1999	Casey Lipscomb	61	2482	40.7
2000	Casey Lipscomb	64	2515	39.3
2001	Casey Lipscomb	65	2627	40.4
2002	Cort Moffitt	75	3016	40.2
2003	Cort Moffitt	44	1922	43.7
2004	Chris Kindred	61	2349	38.5
2005	Chris Kindred	63	2385	37.9
2006	Paul Jurado	18	729	40.5
2007	Michael Such	43	1675	39.0
2008	Michael Such	22	947	43.0
2009	Michael Such	57	2538	44.5
2010	Michael Such	48	2067	43.1
2011	Cole Way	34	1293	38.0
2012	Cole Way	77	3009	39.1
2013	Dalton Parks	66	2605	39.5
2014	Dalton Parks	70	2943	42.0

*Dobbs' 48.3 average was nation's best, but min. 30 punts was NCAA standard.

Interception Leaders 1940-2014

(based on number of interceptions)

Year	Player	No	Yards	Avg
1940	Dick Morgan	7	*210	33.0
1941	n/a	n/a	n/a	n/a
1942	Glenn Dobbs	4	34	8.5
1943	Lee Walker	3	47	15.7
1944	Bill Farrett	5	82	16.4
1945	Bob Hellinghausen	4	85	21.2
1946	Clyde LeForce	4	56	14.0
1947	J. R. Boone	5	12	2.4
1948	S. J. Whitman	4	79	19.8
1949	S. J. Whitman	3	58	19.3
1950	Gene Helwig	5	77	15.4
1951	Gene Helwig	3	79	26.3
1952	Tommy Hudspeth	6	65	10.8
1953	Bob Holladay	2	36	18.0
1954	Dick Scholtz	2	29	14.5
1955	Lloyd Day	1	57	57.0
1956	Ronnie Morris	5	0	0.0
1957	Gary Schoolcraft	2	65	32.5
1958	Ronnie Morris	3	56	18.7
1959	Jerry Keeling	2	15	7.5
1960	Joe Cheap	2	8	4.0
1961	Bill Shewey	4	16	4.0
1962	Bill Shewey	5	72	14.4
1963	Jeff Jordan	4	132	33.0
1964	Jeff Jordan	7	124	17.7
1965	Bob Junko	3	35	11.7
1966	Milt Jackson	6	48	8.0
1967	Ken Wiginton	7	65	9.2
1968	Ron Cambiano	3	0	0.0
1969	Doug Wyatt	5	41	8.2
1970	Jon Long	5	100	20.0
1971	Randy Hawn	3	9	3.0
1972	Al Humphrey	3	40	13.3
1973	Al Humphrey	3	30	10.0
1974	Kevin Black	3	40	13.3
1975	Kevin Black	6	67	11.2
1976	Gary Chandler	3	45	15.0
1977	Keith Tillman	5	67	13.4
1978	Mike Field	4	65	16.3
1979	Charles Caufield	3	36	12.0
1980	Charles Caufield	6	43	8.6
1981	Reno Hutchins	7	47	6.7
1982	Timmy Gibbs	5	67	13.4
1983	Nate Harris	5	15	3.0
1984	Nate Harris	8	131	16.4
1985	Charles Wright	4	29	7.3
1986	Charles Wright	4	50	12.5
1987	Eric Barrs	4	89	22.3
1988	Edward Epps	4	54	13.5
1989	Lenny Williams	4	32	8.0
1990	Chris Briscoe/James Blake	3/3	13/10	4.3/3.3
1991	Barry Minter	3	104	34.7
1992	Chris Bratcher	3	31	7.0
1993	Garrick Jackson	4	51	12.8
1994	Malcolm Williams	4	8	2.0
1995	Jeremy Bunch	6	76	12.7
1996	Terrance Joseph	4	68	17.0
1997	Levi Gillen	3	21	7.0
1998	Chris Miller	3	60	20.0
1999	Brett Butler	3	25	8.3
	Todd Franz	3	8	2.7
2000	CJ Scott	5	66	13.2
2001	Harold Burgess	2	0	0.0
2002	Jeff Thibodeaux	3	28	9.3
	Darrell Wimberly	3	28	9.3
2003	Oliver Fletcher	4	97	24.2
2004	Michael LeDet	4	43	10.8
2005	Nick Graham	6	66	11.0
2006	Bobby Blackshire	4	26	6.5
2007	Roy Roberts	3	69	23.0
	Chris Chamberlain	3	10	3.3
2008	Roy Roberts	3	49	16.3
2009	John Destin	4	83	20.8
2010	Marco Nelson	6	88	14.7
	Dexter McCoil	6	63	10.5
2011	Dexter McCoil	6	131	21.8
2012	Dexter McCoil	5	38	7.6
2013	Shawn Jackson	5	38	7.6
2014	Michael Mudoh	2	1	0.5



Kick-off Return Leaders 1941-2014

(based on total return yards)

Year	Player	No	Yards	Avg
1941	Jim Vickers	2	99	49.5
1942	n/a	n/a	n/a	n/a
1943	Dell Taylor	4	93	23.3
1944	Camp Wilson	5	181	36.2
1945	Camp Wilson	5	148	29.6
1946	Paul Barry	14	276	19.7
1947	J.R. Boone	8	270	33.8
1948	Paul Barry	14	276	19.7
1949	Denver Grigsby	12	280	23.3
1950	Jack Crocker	9	232	25.8
1951	Jack Crocker	14	256	18.3
1952	Bob Holladay	13	284	21.8
1953	Bob Decker	6	148	24.7
1954	Kenny Kmet	12	245	20.4
1955	Dick Scholtz	9	158	17.5
1956	Dick Hughes	6	112	18.6
1957	Ronnie Morris	7	148	21.1
1958	Ronnie Morris	11	305	27.7
1959	Joe Cheap	8	175	21.9
1960	Joe Cheap	16	317	19.8
1961	Monte Thraillkill	13	215	16.5
1962	Ken Boone	10	159	15.9
1963	Jeff Jordan	17	379	22.3
1964	Jeff Jordan	16	265	16.6
1965	Ken Parsons	12	255	21.3
1966	Harry Wood	19	318	16.7
1967	Joe Fitzgerald	12	263	21.9
1968	Les Rogers	14	275	19.6
1969	Josh Ashton	18	444	24.7
1970	Ed White	8	119	14.8
1971	Ralph McGill	21	500	23.9
1972	Buddy Tate	18	324	18.0
1973	Ray Rhodes	19	501	26.4
1974	Freddie Carolina	10	306	30.6
1975	Jim Stewart	8	157	19.6
1976	Jim Stewart	19	437	23.0
1977	Ervin Simmons	14	333	23.8
1978	Rickey Watts	9	224	24.9
1979	Benny May	10	191	19.1
1980	Kenneth Lacy	17	361	21.2
1981	Nate Harris	11	206	18.7
1982	Benny May	9	168	18.7
1983	Johnny Horton	4	106	26.5
1984	Ronnie Kelley	6	125	20.8
1985	Ronnie Kelley	16	312	19.5
1986	Ronnie Kelley	14	278	19.9
1987	Erick Harrison	23	500	21.7
1988	Ron Beasley	22	485	22.0
1989	Willie Hill	22	501	22.8
1990	Chris Hughley	14	296	21.1
1991	Chris Hughley	9	190	21.1
1992	Marlo Fair	16	321	20.1
1993	Kenny Gunn	21	524	25.0
1994	Jason Jacoby	35	680	19.4
1995	Jason Jacoby	25	581	23.2
1996	Jason Jacoby	22	513	23.3
1997	Jason Jacoby	35	798	22.8
1998	John Mosley	16	355	22.2
1999	John Mosley	19	281	14.8
2000	Jorma Bailey	12	198	16.5
2001	Jermaine Landrum	20	379	19.0
2002	Sherman Steptoe	22	408	18.5
2003	Uril Parrish	19	453	23.8
2004	Ashlan Davis	37	1131	30.6
2005	Ashlan Davis	33	767	23.2
2006	Idris Moss	18	378	21.0
2007	Roy Roberts	21	507	24.1
2008	Damaris Johnson	54	1382	25.6
2009	Damaris Johnson	46	1131	24.6
2010	Damaris Johnson	34	904	26.6
2011	Trey Watts	20	482	24.1
2012	Trey Watts	21	586	27.9
2013	Ja'Terian Douglas	13	369	28.4
2014	D'Angelo Brewer	27	602	22.3

Punt Return Leaders 1941-2014

(based on total return yards) **Led NCAA

Year	Player	No	Yards	Avg
1941	Jim Vickers	11	132	12.0
1942	n/a	n/a	n/a	n/a
1943	Clyde LeForce	15	154	10.3
1944	Dean George	7	80	11.4
1945	Bob Smith	14	152	10.8
1946	Clyde LeForce	29	**413	14.2
1947	Pete Annex	16	151	9.4
1948	Len Makowski	8	84	10.5
1949	Dub Graves	15	254	16.9
1950	Dub Graves	13	139	10.7
1951	Dick Kercher	13	168	12.9
1952	Dick Kercher	4	47	11.8
1953	Bob Decker	4	84	21.0
1954	Bob Waugh	8	64	8.0
1955	Dick Hughes	9	184	20.4
1956	Dick Hughes	12	58	4.8
1957	David Laird	6	59	9.8
1958	Ronnie Morris	12	183	15.3
1959	Joe Cheap	7	97	13.9
1960	Joe Cheap	8	198	24.8
1961	Charlie Phillips	5	26	5.2
1962	Jeff Jordan	8	88	11.0
1963	Jeff Jordan	8	70	8.8
1964	Jeff Jordan	21	285	13.5
1965	Ken Parsons	27	191	7.1
1966	Harry Wood	15	56	3.7
1967	Doug Wyatt	18	229	12.7
1968	Doug Wyatt	7	83	11.8
1969	David Moss	15	207	13.8
1970	Ralph McGill	27	460	17.0
1971	Ralph McGill	28	285	10.4
1972	Danny Colbert	21	94	4.5
1973	Danny Colbert	19	292	15.4
1974	Freddie Carolina	17	153	9.0
1975	Kevin Black	11	49	4.5
1976	Cornell Webster	14	87	6.2
1977	Rickey Watts	10	78	7.8
1978	Mike Field	16	143	8.9
1979	Chuck Simmons	22	125	5.7
1980	Charles Caufield	23	170	7.4
1981	Brent Dennis	31	287	9.3
1982	Brent Dennis	22	257	11.7
1983	Tim Gordon	11	171	15.5
1984	Nate Harris	12	82	6.8
1985	Tim Gordon	13	100	7.7
1986	Charles Wright	18	158	8.8
1987	Marcus McVay	15	75	5.0
1988	Frank Cassano	22	171	7.8
1989	Frank Cassano	30	283	9.4
1990	Frank Cassano	38	366	9.6
1991	Chris Penn	21	152	7.2
1992	Gary Brown	13	87	6.7
1993	Chris Penn	15	134	8.9
1994	Jason Jacoby	8	52	6.5
1995	Jason Jacoby	9	91	10.1
1996	Spencer Braggs	25	199	8.0
1997	Spencer Braggs	17	97	5.7
1998	Spencer Braggs	15	146	9.7
1999	Spencer Braggs	16	125	7.8
2000	Donald Shoals	17	266	15.6
2001	Donald Shoals	12	83	6.9
2002	Jermaine Landrum	16	112	7.0
2003	Jermaine Landrum	28	296	10.6
2004	Jermaine Landrum	23	191	8.3
2005	Ashlan Davis	13	85	6.5
2006	Idris Moss	25	197	7.9
2007	Trae Johnson	11	109	9.9
2008	Trae Johnson	21	143	6.8
2009	Damaris Johnson	18	256	14.2
2010	Damaris Johnson	23	292	12.7
2011	J.D. Ratliff	9	36	4.0
2012	Trey Watts	22	154	7.0
2013	Trey Watts	21	147	7.0
2014	Conner Floyd	12	79	6.6

INTRO

PLAYERS

STAFF

REVIEW

AMERICAN ATHLETIC
CONFERENCE

OPPONENTS


HISTORY

RECORDS

Passing Leaders 1941-2014

(based on total passing yards) **Led NCAA

Year	Player	Att	Com	Int	Pct	Yards	TD
1941	Glenn Dobbs	69	34	10	.493	507	-
1942	Glenn Dobbs	107	67	4	.626	1066	-
1943	Clyde LeForce	90	43	5	.478	557	8
1944	Perry Moss	77	45	6	.584	789	-
1945	Bob Smith	42	17	2	.407	307	-
1946	Clyde LeForce	125	61	7	.488	797	7
1947	Jim Finks	136	59	19	.434	1041	7
1948	Jim Finks	209	112	16	.536	1363	7
1949	Pete Annex	128	65	9	.508	980	12
1950	Ronnie Morris	128	61	12	.477	1014	9
1951	Ronnie Morris	136	74	11	.544	1268	5
1952	Ronnie Morris	139	78	6	.561	1442	18
1953	Bob Bohn	73	31	8	.425	445	2
1954	Mack Warren	104	39	10	.375	667	4
1955	Charlie Wynes	71	39	4	.549	476	3
1956	George Cagiola	48	25	1	.521	394	7
1957	George Cagiola	43	14	4	.326	239	1
1958	Jerry Keeling	99	50	11	.505	698	5
1959	Jerry Keeling	144	58	13	.403	752	6
1960	Jerry Keeling	161	81	14	.503	1018	10
1961	Ronnie Sine	94	44	8	.468	512	4
1962	Stu McBirnie	177	87	10	.492	1169	12
1963	Jerry Rhome	258	150	13	.581	1909	10
1964	Jerry Rhome	*326	224	4	.687	2870	32
1965	Billy Guy Anderson	*509	296	14	.582	*3464	30
1966	Greg Barton	235	133	14	.566	1673	13
1967	Mike Stripling	185	86	14	.465	1271	11
1968	Mike Stripling	347	164	15	.473	1968	8
1969	Rick Arrington	288	141	19	.489	1641	12
1970	John Dobbs	114	44	7	.386	664	4
1971	Todd Starks	263	156	19	.517	1687	8
1972	Todd Starks	170	78	16	.459	1201	8
1973	Joe McCulley	227	132	11	.581	1579	13
1974	Jeb Blount	260	142	13	.546	1831	15
1975	Jeb Blount	218	116	12	.532	1663	13
1976	Ron Hickerson	247	114	20	.461	1554	8
1977	Bill Blankenship	211	93	11	.441	1293	3
1978	Dave Rader	184	90	6	.474	1683	14
1979	Bill Blankenship	84	38	4	.452	627	4



G.J. KINNE TRANSFERRED TO TULSA FROM TEXAS AND QUARTERBACKED THE GOLDEN HURRICANE AS THE STARTER FOR THREE SEASONS..



ASHLAN DAVIS SET NCAA RECORDS FOR SINGLE-SEASON (5) AND CAREER (6) KICKOFF RETURNS FOR TOUCHDOWNS.

1980	Kenny Jackson	174	80	4	.460	1208	8
1981	Kenny Jackson	111	61	6	.550	806	3
1982	Skip Ast	102	45	4	.441	596	4
1983	Steve Gage	126	66	8	.524	876	5
1984	Richie Stephenson	138	70	5	.507	1134	7
1985	Steve Gage	141	78	8	.553	1069	4
1986	Steve Gage	137	57	15	.416	1090	8
1987	T.J. Rubley	313	159	17	.508	2058	12
1988	T.J. Rubley	374	182	20	.487	2497	17
1989	T.J. Rubley	308	155	6	.503	2292	22
1990	Gus Frerotte	216	97	10	.449	1066	5
1991	T.J. Rubley	260	148	9	.569	2054	18
1992	Gus Frerotte	249	116	11	.466	1467	6
1993	Gus Frerotte	383	214	15	.559	2871	21
1994	John Fitzgerald	255	136	14	.533	1409	5
1995	Troy DeGar	245	120	7	.490	1304	6
1996	Troy DeGar	219	97	6	.443	1336	9
1997	John Fitzgerald	256	139	13	.543	2003	9
1998	John Fitzgerald	226	131	6	.580	1457	10
1999	Josh Blankenship	235	119	15	.506	1416	7
2000	Josh Blankenship	379	196	11	.517	2507	9
2001	Josh Blankenship	230	128	6	.557	1350	5
2002	Tyler Gooch	348	190	8	.546	2100	17
2003	James Kilian	331	188	11	.568	2217	22
2004	James Kilian	337	184	16	.546	2247	13
2005	Paul Smith	364	227	6	.624	2847	20
2006	Paul Smith	350	233	9	.666	2727	15
2007	Paul Smith	544	327	19	.601	5065	47
2008	David Johnson	400	258	18	.645	4059	46
2009	G.J. Kinne	345	210	10	.609	2732	22
2010	G.J. Kinne	460	275	10	.598	3650	31
2011	G.J. Kinne	390	247	12	.633	3090	28
2012	Cody Green	419	228	11	.544	2592	17
2013	Cody Green	211	117	8	.555	1339	7
2014	Dane Evans	462	256	17	.554	3102	23



Tulsa Team Records

All records listed are since the 1940 season unless otherwise indicated.

Rushing

- **Most Plays**

Game: 76 vs. Marquette, 1951
Season: 689, 2012 (14 games)

- **Most Net Yards**

Game: 554 vs. Wichita State, 1985
Season: 3752, 2008 (14 games)

- **Fewest Plays**

Game: 16 vs. Southwestern, 1943
Season: 270, 1965 (10 games)

- **Fewest Net Yards**

Game: -56 vs. Georgia Tech, 2003 (Humanitarian Bowl)
Season: 814, 1965 (10 games)

Passing

- **Most Attempts**

Game: 65 vs. Memphis State, 1965; Southern Illinois, 1965
Season: 564, 2007 (14 games)

- **Most Completions**

Game: 42 vs. Southern Illinois, 1965
Season: 336, 2007 (14 games)

- **Most Yards**

Game: 698 vs. Idaho State, 1967
Season: 5194, 2007 (14 games)

- **Most Touchdown Passes**

Game: 8 vs. Idaho State, 1967
Season: 49, 2007 (14 games)

- **Most Had Intercepted**

Game: 6 vs. Arkansas, 1947; Arkansas, 1963
Season: 32, 1969 (10 games)

- **Fewest Attempts**

Game: 3 vs. Houston, 1953
Season: 88, 1956 (10 games)

- **Fewest Completions**

Game: 1 vs. Indiana, 1945; Georgetown, 1948; Air Force, 1957;
Cincinnati, 1957; New Mexico State, 1982
Season: 31, 1957 (10 games)

- **Fewest Yards**

Game: 1 vs. McNeese State, 1979
Season: 511, 1957 (10 games)

- **Fewest Touchdown Passes**

Season: 2, 1957 (10 games)

- **Fewest Had Intercepted**

Season: 5, 1956 (10 games); 1980 (11 games)

- **Best Completion Percentage**

Game: .840 vs. UAB, 2008 (21 of 25); .825 vs. Indiana State, 2001 (33 of 40)
Season: .647, 1964 (10 games) (244 of 377)

Total Offense

- **Most Plays**

Game: 103 vs. SMU, 2012
Season: 1160, 2012 (14 games)

- **Most Yards**

Game: 798 vs. Idaho State, 1967; 791 vs. UTEP, 2008
Season: 7978, 2008 (14 games); 7615, 2007 (14 games)

- **Fewest Plays**

Game: 34 vs. Detroit, 1946
Season: 536, 1944 (9 games)

- **Fewest Yards**

Game: 50 vs. Oklahoma, 1987
Season: 2061, 1957 (10 games)

First Downs

- **Most First Downs**

Game: 39, vs. Idaho State, 1967
Season: 391, 2008 (14 games); 377, 2007 (14 games)

- **Most Rushing**

Game: 28 vs. Wichita State, 1985
Season: 194, 1985 (11 games)

- **Most Passing**

Game: 30, Idaho State, 1967
Season: 220, 2007 (14 games)

- **Most By Penalty**

Game: 5 vs. New Mexico State, 1946; West Texas State, 1976;
New Mexico State, 1978; Memphis, 1994; UTEP, 1999;
Fresno State, 2000; Boise State, 2002
Season: 27, 1977 (11 games); 2012 (14 games)

- **Fewest First Downs**

Game: 2 vs. Texas Christian, 1941
Season: 105, 1957 (10 games)

- **Fewest Rushing**

Game: 0 vs. Oklahoma, 1987
Season: 54, 1957 (10 games)

- **Fewest Passing**

Season: 23, 1957 (10 games)

- **Fewest By Penalty**

Season: 2, 1949 (11 games)

Punt Returns

- **Most Returns**


Game: 9 vs. Tampa, 1967; Indiana, 1945
Season: 49, 1945 (10 games)

- **Most Return Yards**

Game: 335 vs. Creighton, 1940
Season: 751, 1942 (10 games)

- **Best Return Average**

Season: 17.4, 1960 (10 games)



IN TWO SEASONS WITH THE HURRICANE BRENNAN MARION HAD 2,356 RECEIVING YARDS AND 19 TOUCHDOWNS.

INTRO

PLAYERS

STAFF

REVIEW

AMERICAN ATHLETIC
CONFERENCE

OPPONENTS

HISTORY

RECORDS

- **Fewest Returns**

Season: 12, 1952 (10 games)

- **Fewest Return Yards**

Season: 63, 1961 (10 games)

- **Lowest Return Average**

Season: 3.8 on 30 returns, 1966 (10 games)

Kickoff Returns

- **Most Returns**

Game: 12 vs. Houston, 1966; Houston, 1988

Season: 64, 2008 (14 games)

- **Most Return Yards**

Game: 247 vs. Iowa PreFlight, 1944

Season: 1577, 2008 (14 games)

- **Best Return Average**

Season: 26.6, 2012 (14 games)

- **Fewest Returns**

Season: 16, 1956 (10 games)

- **Fewest Return Yards**

Season: 252, 1942 (10 games)

- **Lowest Return Average**

Season: 14.2, 1970 (10 games)

Punting

- **Most Punts**

Game: 15 vs. Texas Tech, 1942 (Sun Bowl)

Season: 80, 2012 (14 games)

- **Most Yards**

Game: 661 vs. Memphis, 1994

Season: 3182, 1978 (11 games)

- **Best Average**

Season: 46.5, 1975 (11 games); minimum 30 punts

Pass Interceptions

- **Most Interceptions**

Game: 7 vs. Wichita State, 1966; Arkansas, 1943; Miami, 1944; Hardin

Simmons, 1956

Season: 29, 1942 (10 games)

- **Most Yards**

Game: 160 vs. Hawaii, 2010 (5 interceptions)

Season: 529, 1982 (11 games)

- **Fewest Interceptions**

Season: 5, 1955 (10 games); 1997 (11 games)

- **Fewest Yards**

Season: 13, 2001 (11 games)

Penalties Against

- **Most Penalties**

Game: 17 vs. Kansas State, 1951

Season: 112, 1951 (11 games)

- **Most Yards**

Game: 171 vs. Cincinnati, 1971

Season: 1086, 1950 (11 games)

- **Fewest Penalties**

Game: 0 vs. Oklahoma State, 1955; Louisiana Tech, 1986; Ball State, 2008; UCF, 2011; UCF, 2012 (1st game); UTEP, 2013

Season: 37, 2013 (12 games); 41, 1959 (9 games) and 1960 (10 games)

- **Fewest Yards**

Game: 0 vs. Oklahoma State, 1955; Louisiana Tech, 1986; Ball State, 2008; UCF, 2011; UCF, 2012 (1st game)

Season: 300, 2013 (12 games); 331, 1959 (10 games)



Fumbles By Tulsa

- **Most Fumbles**

Game: 11 vs. Oklahoma State, 1983

Season: 64, 1976 (11 games)

- **Most Fumbles Lost**

Game: 7 vs. Arkansas, 1974

Season: 37, 1976 (11 games)

- **Fewest Fumbles**

Season: 9, 2014 (12 games)

- **Fewest Fumbles Lost**

Season: 5, 2014 (12 games)

Scoring

- **Most Points**

Game: 84 vs. Waco AFB, 1942; pre-1940, 152 vs. Oklahoma Baptist, 1919

Season: 661, 2008 (14 games); pre-1940, 621, 1920 (11 games)

- **Most Touchdowns**

Game: 12 vs. Waco AFB, 1942

Season: 90, 2008 (14 games); 79, 2007 (14 games)

- **Most Conversions Made**

Game: 11 vs. Tampa, 1967

Season: 87, 2008 (14 games); 75, 2007 (14 games)

- **Most Rushing Conversions Made**

Game: 1, several times (latest 2013)

Season: 2, 1958 (10 games); 1959 (9 games); 1993 (11 games); 1994 (11 games)

- **Most Passing Conversions Made**

Game: 3 vs. Oklahoma State, 1963; Houston, 1964

Season: 9, 1963 (10 games); 1964 (11 games)

- **Most Kicking Conversions Made**

Game: 11 vs. Tampa, 1967

Season: 86, 2008 (14 games)

- **Most Field Goals Made**

Game: 5 vs. Iowa, 1989

Season: 21, 1982 (11 games)

- **Most Safeties**

Game: 1, several times (latest 2007)

Season: 3, 1976 (11 games)

- **Fewest Points**

Season: 91, 1961 (10 games)

- **Fewest Touchdowns**

Season: 14, 1961 (10 games)



Tulsa Individual Records

Rushing

• Most Carries

Game: 46, Ron Jackson vs. San Diego State, 1991 (Freedom Bowl)
 Season: 267, Chris Hughley, 1991 (10 games)
 Career: 673, Trey Watts, 2010-13 (49 gams); 623, Tarrion Adams, 2005-08 (50 games)

• Most Yards

Game: 323, Tarrion Adams vs. Tulane, 2008
 Season: 1523, Tarrion Adams, 2008 (14 games)
 Career: 3651, Tarrion Adams, 2005-08, (50 games)

• Best Average

Game: 15.3, Howard Waugh vs. Houston, 1951 (Min. 10 att.)
 Season: 8.73, Howard Waugh, 1952 (10 games) (Min 100 att.)
 Career: 7.36, Howard Waugh, 1950-52 (26 games)

Passing

• Most Attempts

Game: 65, Billy Guy Anderson vs. Memphis State, 1965; Billy Guy Anderson vs. Southern Illinois, 1965
 Season: 534, Paul Smith, 2007 (14 games)
 Career: 1336, T.J. Rubley, 1987-91 (47 games)

• Most Completions

Game: 42, Billy Guy Anderson vs. Southern Illinois, 1965
 Season: 327, Paul Smith, 2007 (14 games)
 Career: 808, Paul Smith, 2004-07 (48 games)

• Most Yards

Game: 502, Billy Guy Anderson vs. Colorado State, 1965
 Season: 5065, Paul Smith, 2007 (14 games)
 Career: 10936, Paul Smith, 2003-07 (48 games)

• Most Touchdown Passes

Game: 7, Jerry Rhome vs. Louisville, 1964
 Season: 47, Paul Smith, 2007 (14 games)
 Career: 83, Paul Smith, 2003-07 (48 games)

• Most Interceptions

Game: 6, Jim Finks vs. Arkansas (47 games)
 Season: 20, Ron Hickerson, 1976 (9 games); T.J. Rubley, 1988 (11 games)
 Career: 54, T.J. Rubley, 1987-91 (47 games)

• Fewest Interceptions

Season: 1, Tad Jones, 1994 (Min. 100 attempts), 66-103
 Career: 9, David Rader, 1976-78 (20 games) (Min. 100 attempts per season)

• Best Completion Percentage

Game: 1.000, Glenn Dobbs vs. Washington (Mo.), 1942 (10-10, 107 yards)
 Season: .687, Jerry Rhome, 1964 (10 games); 224-326, 2870 yds.
 Career: .640, J. Rhome, 1963-64 (20 games); 374-584, 4779 yds.

• Consecutive Passes Completed

15, Billy Guy Anderson vs. Colorado State, 1965

• Consecutive Passes Without an Interception

198, Jerry Rhome, 1964 (6 games)

Receiving

• Most Receptions

Game: 20, Rick Eber vs. Idaho State, 1967
 Season: 134, Howard Twilley, 1965 (10 games)
 Career: 261, Howard Twilley, 1963-65 (30 games)

• Most Yards

Game: 322, Rick Eber vs. Idaho State, 1967
 Season: 1779, Howard Twilley, 1965 (10 games)
 Career: 3343, Howard Twilley, 1963-65 (30 games)

• Most Touchdown Receptions

Game: 5, Howard Twilley vs. Louisville, 1965; Steve Largent vs. Drake, 1974
 Season: 16, Howard Twilley, 1965 (10 games); Dan Bitson, 1989 (11 games)
 Career: 32, Howard Twilley, 1963-65 (30 games); Steve Largent, 1973-75 (33 games)

Total Offense

• Most Plays

Game: 76, Mike Stripling vs. Memphis State, 1968
 Season: 649, Paul Smith, 2007 (14 games)
 Career: 1620, Paul Smith, 2003-07 (48 games)

• Most Yards

Game: 504, Jerry Rhome vs. Oklahoma State, 1964
 Season: 5173, Paul Smith, 2007 (14 games)
 Career: 11591, Paul Smith, 2003-07 (48 games)

• Average Plays Per Game

Season: 58.0, Billy Guy Anderson, 1965 (10 games)
 Career: 40.3, Jerry Rhome 1963-64 (20 games)

Punting

• Most Punts

Game: 14, Eddie Hare vs. Arkansas, 1978 (41.3 avg.); Mark DeLozier vs. Memphis, 1994 (47.2 avg.)
 Season: 77, Cole Way, 2012 (14 games); 75, Cort Moffitt, 2002 (12 games)
 Career: 230, Danny Phelps, 1987-90 (44 games)

• Best Average

Game: 65.2, Glenn Dobbs vs. Oklahoma, 1942
 Season: 46.5, Rick Engles, 1975 (36 punts in 11 games)
 Career: 42.5, Michael Such, 2007-10 (170 punts in 49 games)

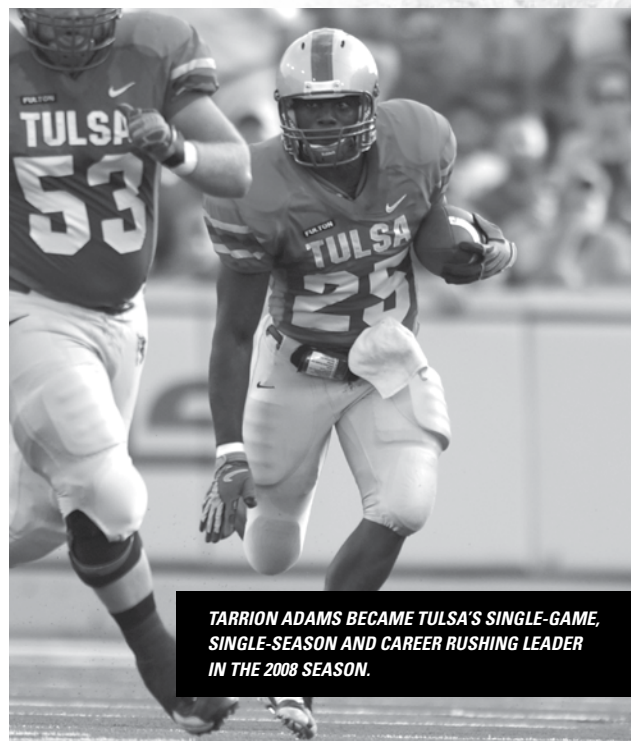
Punt Returns

• Most Returns

Game: 8, Freddie Carolina vs. Wichita State, 1974
 Season: 38, Frank Cassano, 1990 (11 games)
 Career: 75, Jermaine Landrum, 2001-04 (48 games)

• Most Yards

Game: 152, Len Makowski vs. McMurry, 1949 (3 returns)
 Season: 460, Ralph McGill, 1970 (27 returns in 10 games)
 Career: 820, Frank Cassano, 1987-90 (90 returns in 33 games)



TARRION ADAMS BECAME TULSA'S SINGLE-GAME, SINGLE-SEASON AND CAREER RUSHING LEADER IN THE 2008 SEASON.

INTRO

PLAYERS

STAFF

REVIEW

AMERICAN ATHLETIC CONFERENCE

OPPONENTS

HISTORY

RECORDS

Kickoff Returns

• Most Returns

Game: 9, Damaris Johnson vs. Houston, 2008
Season: 54, Damaris Johnson, 2008 (14 games)
Career: 134, Damaris Johnson, 2008-present (39 games)

• Most Return Yards

Game: 211, Damaris Johnson vs. UTEP, 2008
Season: 1382, Damaris Johnson, 2008 (14 games)
Career: 3417, Damaris Johnson, 2008-present (39 games)

• Most Touchdowns

Game: 1, several players (Trey Watts, 2012)
Season: 5, Ashlan Davis, 2004 (12 games)
Career: 6, Ashlan Davis, 2004-05 (23 games)

• Best Average

Game: 51.3, Freddie Carolina vs. Tampa, 1974 (3 for 154 yards)
Season: 33.8, J.R. Boone, 1947 (10 games)
Career: 27.1, Ashlan Davis, 2004-05 (23 games)

Interceptions

• Most Interceptions

Game: 3, several players (latest Michael LeDet, UTEP, 2004)
Season: 8, Nate Harris, 1984 (11 games)
Career: 18 Dexter McCoil, 2009-12 (51 games); 13, Jeff Jordan, 1962-64 (30 games); Nate Harris, 1980-84 (33 games);

• Most Yards

Game: 117, Jeff Jordan vs. Memphis State, 1963
Season: 210, Richard Morgan, 1940 (10 games)
Career: 276, Jeff Jordan, 1962-64 (30 games)

Scoring

• Most Points

Game: 36, Howard Twilley vs. Louisville, 1965
Season: 150, Dexter McCoil, 2012 (14 games)
Career: 299, Kevin Fitzpatrick, 2008-11 (48 games)

• Most Touchdowns

Game: 5, Steve Largent vs. Drake, 1974; Howard Twilley vs. Louisville, 1965
Season: 25, Alex Singleton, 2012 (14 games)
Career: 44 (43 rushing, 1 receiving), 2009-12 (41 games)

• Most Touchdowns Receiving

Game: 5, Steve Largent vs. Drake, 1974; Howard Twilley vs. Louisville, 1965
Season: 16, Howard Twilley, 1965 (11 games); Dan Bitson, 1989 (11 games)
Career: 32, Howard Twilley, 1963-65 (30 games); Steve Largent, 1973-75 (33 games)

• Most Touchdowns Rushing

Game: 4, Ron Jackson vs. San Diego State, 1991
Season: 25, Alex Singleton, 2009-12 (41 games)
Career: 43, Alex Singleton, 2009-12 (41 games)

• Most PATs Made

Game: 10, Clyde LeForce vs. Waco AFB, 1942
Season: 78, Jarod Tracy, 2008 (14 games)
Career: 202, Jarod Tracy, 2004-08 (46 games)

• Most Field Goals

Game: 5, David Fuess vs. Iowa, 1989
Season: 21, Stu Crum, 1982 (11 games)
Career: 53, Jason Staurovsky, 1981, 8385 (42 games)

• Most PAT Attempts

Game: 12, Clyde LeForce vs. Waco AFB, 1942
Season: 80, Jarod Tracy, 2008 (14 games)
Career: 209, Jarod Tracy, 2004-08 (202-of-209 made)

• Best PAT Percentage

Season: 1.000, 10 times (latest Carl Salazar, 34-34, 12 games, 2014) (before that was Brad DeVault, 33-33, 10 games, 2004)
Career: .992, Stu Crum, 1978-80, 82 (119 of 120)

• Most Two-Point PAT Receiving

Game: 3, Howard Twilley vs. Houston, 1964
Season: 6, Howard Twilley, 1964 (10 games)
Career: 12, Howard Twilley, 1963-65 (30 games)

• Most Two-Point PAT Rushing

Season: 1, several tied (latest Trey Watts, 2013)
Career: 2, several tied

Tackles/Fumble Recoveries

• Most Tackles

Season: 165, Chris Chamberlain, 2007 (14 games)
Career: 413, Nelson Coleman, 2003-07

• Most Unassisted

Season: 101, Chris Chamberlain, 2007 (14 games)
Career: 247, Shawn Jackson, 2010-13; 227, Michael White, 1987-91

• Most Assisted

Season: 85, John Brown, 1978 (11 games)
Career: 184, Robert Tennon, 1976-80

• Most Tackles For Loss Yards

Season: 22, Alain Karatepeyan, 2007 (14 games)
Career: 55.5 Shawn Jackson, 2010-13; 40, Don Blackmon, 1976-80; Sam Rayburn, 1999-02

• Most Yardage Lost Caused

Season: 134, Don Blackmon, 1978 (11 games)
Career: 239, Don Blackmon, 1976-80; 230, Shawn Jackson (2010-13)

• Most Quarterback Sacks

Season: 12, Salifu Abudulai, 1996 (11 games); 11.5, Jared St. John, 2012 (14 games)
Career: 23.5 Shawn Jackson, 2010-13; 20, Dennis Byrd, 1985-88 and Sedric Clark, 1992-95;

• Most Sack Yardage

Season: 76, Salifu Abudulai, 1996 (11 games); 75, Jared St. John, 2012 (14 games)
Career: 152, Sedric Clark, 1992-95; 146, Shawn Jackson, 2010-13

• Fumble Recoveries

Season: 5, Kelly Beesley, 1981 (11 games)
Career: 6, George Gilbert, 1978-81 and Shawn Jackson, 2010-13

Coaching

• Most Victories

Season: 11, Todd Graham, 2008 (14 games); Bill Blankenship, 2012 (14 games)
Career: 70, Elmer Henderson, 1935-45 (100 games)

• Best Win Percentage

Season: 1.000, Sam McBirney, 1916 (10 games)
Career: .862, Francis Schmidt, 1919-21 (29 games)

• Fewest Victories

Season: 0, Hal Medford, 0-8-1 (1917); Bernie Witucki, 0-11 games (1954)
Career: 0, Fred Taylor, 1899 (1 game); Hal Medford, 1917 (9 games)

• Most Losses

Season: 11, Bernie Witucki, 1954 (11 games); Keith Burns, 2002 (12 games)
Career: 74, Dave Rader, 1988-99 (123 games)



Opponent Team Records

Rushing

• Most Plays

Game: 94, Wake Forest, 1970
Season: 623, 1977 (11 games)

• Most Net Yards

Game: 555, Houston, 1968
Season: 3408, 1997 (11 games)

• Best Average

Plays Per Game: 56.6, 1977 (11 games)
Gain Per Game: 309.8, 1997 (11 games)

• Fewest Plays

Game: 11, Hawaii, 2002
Season: 249, 1944 (9 games)

• Fewest Net Yards

Game: -46, Arizona, 1958
Season: 737, 1944 (9 games)

• Lowest Average

Plays Per Game: 27.7, 1944 (9 games)
Gain Per Game: 81.9, 1944 (9 games)

Passing

• Most Attempts

Game: 67, Rice, 2007
Season: 486, 2007 (14 games)

• Most Completions

Game: 42, North Texas State, 1982
Season: 292, 2007 (14 games)

• Most Yards

Game: 541, Rice, 2007
Season: 3733, 2007 (14 games)

• Most Touchdown Passes

Game: 6, Houston, 2008; Houston, 2011
Season: 32, 2008 (14 games)

• Most Had Intercepted

Game: 7, four times, latest Wichita State, 1966
Season: 29, 1942, 10 games

• Fewest Attempts

Game: 2, Cincinnati, 1952
Season: 123, 1955 (10 games)

• Fewest Completions

Game: 0, Waco AFB, 1942; Kansas State, 1954
Season: 36, 1945 (10 games)

• Fewest Yards

Game: 2, West Texas State, 1945
Season: 648, 1942 (10 games)

• Fewest Touchdown Passes

Season: 3, 1942 (10 games); 1978 (11 games)

• Fewest Had Intercepted

Season: 5, 1955 (10 games); 1997 (11 games)

Total Offense

• Most Plays

Game: 104, Rice, 2007; 103, Marshall, 2013
Season: 1072, 2007 (14 games)

• Most Yards

Game: 762, Houston, 1968
Season: 6326, 2007 (14 games)

• Most Yards Per Game

Season: 492.2, 1977 (11 games)

• Fewest Plays

Game: 37, three times, latest Arkansas, 1955
Season: 436, 1944 (9 games)

• Fewest Yards

Game: 26, Waco AFB, 1942
Season: 1487, 1942 (10 games)

• Fewest Yards Per Game

Season: 148.7, 1942 (10 games)

First Downs

• Most First Downs

Game: 38, Rice, 2007
Season: 272, 2002 (12 games)

• Most Rushing

Game: 30, West Texas State, 1977
Season: 172, 1997 (11 games)

• Most Passing

Game: 22, Hawaii, 2002; Houston, 2011
Season: 168, 2007 (14 games)

• Most By Penalty

Game: 7, Cincinnati, 1967
Season: 44, 1951 (11 games)

• Fewest First Downs

Game: 0, Randolph AFB, 1942
Season: 55, 1944 (11 games)

• Fewest Rushing

Game: 0, five times, latest Louisville, 1964
Season: 22, 1964 (9 games)

• Fewest Passing

Game: 0, Memphis State, 1972
Season: 18, 1945 (10 games)

• Fewest By Penalty

Season: 2, 1955 (10 games)

Punting

• Most Punts

Game: 15, Texas Tech, 1943
Season: 92, 1941 (9 games)

• Best Average

Game: 52.0, Cincinnati, 1994 (2 punts)
Season: 41.8, 1998 (11 games)

• Fewest Punts

Season: 38, 2002 (12 games)

• Most Had Blocked

Season: 4, 1944 (9 games)

Punt Returns

• Most Returns

Game: 11, Memphis, 1994
Season: 49, 1947 (10 games)

• Most Yards

Game: 199, Houston, 1966
Season: 567, 2002 (12 games)

• Fewest Returns

Season: 10, 1983 (11 games)

• Fewest Yards

Season: 29, 2010 (13 games)

• Lowest Average

Season: 1.5, 2010 (13 games)

INTRO

PLAYERS

STAFF

REVIEW

AMERICAN ATHLETIC
CONFERENCE

OPPONENTS

HISTORY

RECORDS

Kickoff Returns

- **Most Returns**
Game: 13, Waco AFB, 1942
Season: 94, 2008 (14 games)
- **Most Yards**
Game: 233, Southern Illinois, 1964
Season: 1927, 2008 (14 games)
- **Fewest Returns**
Season: 14, 1955 (10 games)
- **Fewest Yards**
Season: 283, 1955 (10 games)

Pass Interceptions

- **Most Interceptions**
Game: 6, Arkansas, 1947 and 1963
Season: 24, 1949 (11 games); 1967 (10 games)
- **Most Yards**
Game: 134, New Mexico State, 1960 and Florida State, 1985; 132, East Carolina, 2013
Season: 423, 2008 (14 games)
- **Fewest Interceptions**
Season: 5, 1956 (10 games); 1980 (11 games)
- **Fewest Yards**
Season: 36, 2002 (12 games)

Penalties Against

- **Most Penalties**
Game: 17, Wichita State, 1955
Season: 105, 2000 (12 games)
- **Most Yards**
Game: 155, Wichita State, 1955
Season: 898, 2002 (12 games)
- **Fewest Penalties**
Game: 1, 11 times, latest UCF, 2014
Season: 36, 1959 (10 games)
- **Fewest Yards**
Game: 5, Texas Tech, 1959; Houston, 1960; Louisiana Tech, 1986; New Mexico, 1986; TCU, 1998; UCF, 2014
Season: 313, 1941 (9 games)

Fumbles By Opponents

- **Most Fumbles**
Game: 11, Virginia Tech, 1976
Season: 54, 1974 (11 games)
- **Most Fumbles Lost**
Game: 7, Oklahoma State, 1952
Season: 29, 1974 (11 games)
- **Fewest Fumbles**
Season: 2, 1942 (10 games)
- **Fewest Fumbles Lost**
Season: 2, 1942 (10 games)

Scoring

- **Most Points**
Game: 100, Houston, 1968
Season: 471, 2014 (12 games); 467, 2007 (14 games)
- **Most Touchdowns**
Game: 13, Houston, 1968
Season: 62, 2014 (12 games); 60, 2007 (12 games)
- **Most Conversions Made**
Game: 13, Houston, 1968
Season: 60, 2014 (12 games); 52, 2007 (14 games)

- **Most Field Goals Made**
Game: 4, Arkansas, 1984; Kansas, 1992; Iowa, 1993; Oklahoma State, 2010
Season: 20, 1992 (11 games)
- **Most Safeties**
Game: 2, Arkansas State, 1978
Season: 2, 1968 (10 games); 1978 (11 games); 2004 (12 games)
- **Most Rushing Conversions Made**
Game: 2, West Texas State, 1977
Season: 2, 1958 (10 games); 1959 (9 games); 1977 (11 games); 1992 (11 games); 1993 (11 games)
- **Most Passing Conversions Made**
Game: 2, Toledo, 1964
Season: 3, five times, latest 1978
- **Fewest Points**
Season: 32, 10 games, 1942
- **Fewest Touchdowns**
Season: 5, 1942 (10 games)

Game Streaks

- **Most Consecutive Games Without a Loss:**
23 (Sept. 27, 1919 to Oct. 15, 1921)
- **Most Consecutive Wins:**
11 (Nov. 19, 1921 to Nov. 30, 1922)
11 (Jan. 1, 1942 to Nov. 26, 1942)
- **Most Consecutive Home Games Without a Loss:**
18 (Nov. 2, 1963 to Nov. 11, 1967)
18 (Nov. 11, 1944 to Oct. 4, 1947)
- **Most Consecutive Road Games Without a Loss:**
11, including one tie game. (Oct. 23, 1914 to Oct. 20, 1917)
- **Most Road Wins in a Season:**
5 (1914, 1982 and 2005)
- **Most Road Losses in a Season:**
6 (1954, 1969, 1977, 1988 and 2002)
- **Most Home Wins in a Season:**
8 (1920)
- **Most Home Losses in a Season:**
5 (1954, 1999, 2001, 2002 and 2013)
- **Most Consecutive Losses:**
17 (Sept. 22, 2001 to Oct. 19, 2002)
- **Consecutive Shutouts:**
6 (1942)
5 (1913, 1920-21; last 4 games of 1920, first game of 1921)
4 (1926)
- **Most Shutouts in a Season:**
5 (1913, 1914, 1916, 1919, 1926, 1928, 1932)
- **Most Overtime Games in a Season:**
2 (2004, 2014)

Miscellaneous Statistics

- **Biggest Win Margin:**
151 (Tulsa 151, NE Oklahoma A&M 0 • Sept. 29, 1920)
- **Biggest Loss Margin:**
94 (Houston 100, Tulsa 6 • Nov. 23, 1968)
- **Most Points For:**
151 (Tulsa 151, NE Oklahoma A&M 0 • Sept. 29, 1920)
- **Most Points Against:**
100 (Houston 100, Tulsa 6 • Nov. 23, 1968)
- **Biggest Bowl Game Margin:**
56 (Tulsa 63, Bowling Green 7 • Jan. 6, 2008 • GMAC Bowl)



Tulsa Year-By-Year Offensive Totals

Year	Passing	Rushing	Total Offense	Scoring Offense
1945	78.4 (784)	223.6 (223.6)	302.0 (3020)	27.5 (275)
1946	110.6 (1106)	212.1 (2121)	322.7 (3227)	29.5 (295)
1947	119.4 (1194)	166.7 (1667)	286.1 (2861)	14.3 (143)
1948	157.6 (1576)	127.0 (1270)	284.6 (2846)	13.5 (135)
1949	120.9 (1330)	165.4 (1819)	286.3 (3149)	20.3 (223)
1950	123.9 (1363)	307.6 (3384)	431.5 (4747)	30.8 (339)
1951	150.3 (1653)	325.3 (3578)	475.5 (5231)*	33.7 (371)
1952	145.1 (1451)	321.5 (3215)*	466.6 (4666)*	34.1 (341)
1953	715 (71.5)	124.6 (1246)	196.1 (1961)	11.8 (118)
1954	97.8 (1076)	147.1 (1618)	244.9 (2694)	10.7 (118)
1955	75.3 (753)	179.3 (1793)	254.6 (254.6)	12.4 (124)
1956	59.3 (593)	232.8 (2328)	295.1 (2951)	16.9 (169)
1957	51.1 (511)	155.0 (1550)	206.1 (2061)	11.0 (110)
1958	n/a	n/a	n/a	21.6 (216)
1959	85.1 (851)	203.5 (2035)	288.6 (2886)	13.7 (137)
1960	107.7 (1077)	187.5 (1875)	295.2 (2952)	16.9 (169)
1961	81.6 (816)	132.2 (1322)	213.8 (2138)	9.1 (91)
1962	199.3 (1993)*	94.7 (947)	294.0 (2940)	21.9 (219)
1963	244.8 (2448)*	96.7 (967)	341.5 (3415)	21.4 (214)
1964	317.9 (3179)*	143.9 (1439)	461.8 (4618)*	38.4 (384)*
1965	346.4 (3464)*	814 (81.4)	427.8 (4278)*	31.5 (315)
1966	272.9 (2729)*	89.8 (898)	362.7 (3627)	22.0 (220)
1967	263.9 (2639)	117.9 (1179)	381.8 (3818)	30.4 (304)
1968	251.5 (2515)	81.5 (815)	333.0 (3330)	14.9 (149)
1969	216.3 (2163)	105.2 (1052)	321.5 (3215)	18.3 (183)
1970	108.7 (1087)	144.7 (1447)	253.4 (2534)	18.7 (187)
1971	167.4 (1841)	104.5 (1149)	271.8 (2990)	15.7 (173)
1972	162.5 (1788)	144.5 (1589)	307.0 (3377)	17.7 (195)
1973	236.5 (2601)	111.4 (1225)	347.8 (3826)	23.5 (258)
1974	219.7 (2417)	133.4 (1467)	353.1 (3884)	25.9 (285)
1975	219.7 (2417)	229.1 (2520)	448.8 (4937)	33.4 (368)
1976	175.1 (2101)	132.9 (1595)	308.0 (3696)	21.5 (237)
1977	185.3 (2039)	164.2 (1806)	349.5 (3845)	15.0 (165)
1978	171.9 (1891)	196.5 (2161)	368.4 (4052)	26.3 (289)
1979	100.5 (1106)	197.0 (2167)	297.5 (3273)	17.7 (195)
1980	121.1 (1332)	227.1 (2498)	348.2 (3830)	22.1 (243)
1981	92.3 (1015)	212.2 (2334)	304.5 (3349)	27.6 (304)
1982	91.5 (1007)	304.2 (3346)	395.7 (4353)	31.1 (342)
1983	99.2 (1091)	277.5 (3052)	376.6 (4143)	27.0 (297)
1984	135.4 (1489)	217.6 (2394)	353.0 (3883)	23.7 (261)
1985	105.5 (1161)	308.2 (3390)	413.7 (4551)	24.9 (274)
1986	124.5 (1370)	289.5 (3184)	414.0 (4554)	26.6 (293)
1987	188.6 (2075)	116.7 (1284)	305.3 (3359)	15.9 (175)
1988	249.4 (2743)	128.7 (1416)	380.8 (4189)	23.1 (254)
1989	222.1 (2443)	177.8 (1956)	399.9 (4399)	25.3 (278)
1990	150.2 (1662)	190.1 (2091)	340.3 (3743)	16.6 (183)
1991	194.2 (2136)	185.8 (2044)	380.0 (4180)	27.7 (305)
1992	198.3 (2181)	159.5 (1755)	357.8 (3936)	21.8 (240)
1993	286.6 (3153)	124.3 (1367)	410.9 (4520)	23.8 (262)
1994	204.3 (2247)	173.6 (1910)	377.9 (4157)	22.2 (244)
1995	140.4 (1544)	178.9 (1968)	319.3 (3512)	21.2 (233)
1996	208.5 (2293)	175.2 (1927)	383.6 (4220)	22.3 (245)
1997	225.7 (2483)	140.0 (1549)	366.5 (4032)	23.5 (258)
1998	212.1 (2333)	168.9 (1858)	381.0 (4191)	20.2 (225)
1999	203.2 (2235)	114.4 (1258)	317.5 (3493)	20.9 (230)
2000	225.5 (2706)	112.3 (1347)	337.8 (4053)	20.0 (240)
2001	215.3 (2368)	131.0 (1441)	346.3 (3809)	17.4 (191)
2002	193.4 (2321)	123.3 (1480)	316.8 (3801)	19.4 (233)
2003	196.1 (2549)	191.7 (2492)	387.8 (5041)	30.7 (400)
2004	187.2 (2247)	168.0 (2016)	355.2 (4263)	28.8 (345)
2005	237.1 (3083)	165.1 (2146)	402.2 (5229)	33.1 (430)
2006	226.5 (2944)	162.1 (2107)	388.5 (5051)	27.7 (360)
2007	371.0 (5194)	172.9 (2421)	543.9 (7615)*	41.1 (576)
2008	301.9 (4226)	268.0 (3752)	569.9 (7978)*	47.2 (661)
2009	254.3 (3112)	150.8 (1809)	410.1 (4921)	29.2 (351)
2010	288.7 (3753)	216.9 (2820)	505.6 (6573)	41.3 (538)
2011	248.7 (3233)	191.7 (2492)	440.4 (5725)	33.0 (430)
2012	211.4 (2960)	245.7 (3440)	457.1 (6400)	34.7 (486)
2013	191.4 (2297)	164.8 (1977)	356.2 (4274)	21.0 (253)
2014	264.7 (3176)	147.8 (1774)	412.5 (4950)	24.7 (296)

*Led the NCAA

Opponent Year-By-Year Offensive Totals

Year	Passing	Rushing	Total Offense	Scoring Offense
1945	81.0 (810)	102.8 (1028)	183.8 (1838)	8.4 (84)
1946	102.7 (1027)	90.7 (907)	193.4 (1934)	8.3 (83)
1947	68.4 (684)	136.3 (1363)	204.7 (2047)	12.8 (128)
1948	114.1 (1141)	197.2 (1972)	311.3 (3113)	33.0 (330)
1949	138.3 (1521)	180.9 (1990)	319.2 (3511)	21.3 (234)
1950	70.0 (770)	166.3 (1829)	236.3 (2599)	11.3 (124)
1951	123.2 (1355)	148.5 (1633)	271.6 (2988)	18.2 (200)
1952	141.0 (1410)	163.3 (1633)	304.3 (3043)	19.7 (197)
1953	n/a	n/a	n/a	25.8 (258)
1954	139.6 (1396)	252.9 (2529)	392.5 (3925)	30.7 (338)
1955	102.6 (1026)	242.8 (2428)	345.4 (3454)	23.2 (232)
1956	68.1 (681)	157.0 (1570)	225.1 (2251)	6.7 (67)
1957	n/a	n/a	n/a	14.5 (145)
1958	n/a	n/a	n/a	10.0 (100)
1959	121.3 (1213)	141.8 (1418)	263.1 (2631)	16.4 (164)
1960	108.5 (1085)	188.5 (1885)	297.0 (2970)	23.0 (230)
1961	86.2 (862)	189.5 (1895)	275.7 (2757)	20.5 (205)
1962	83.9 (839)	188.4 (1884)	272.3 (2723)	18.1 (181)
1963	105.4 (1054)	204.5 (2045)	309.9 (3099)	24.1 (241)
1964	94.0 (940)	112.0 (1120)	206.0 (2060)	13.3 (13.3)
1965	128.2 (1282)	114.4 (1144)	242.6 (2426)	14.4 (144)
1966	153.5 (1535)	146.6 (1466)	300.1 (3001)	20.3 (203)
1967	152.6 (1526)	94.8 (948)	247.4 (2474)	15.5 (155)
1968	161.5 (1615)	171.5 (1715)	333.0 (3330)	31.4 (314)
1969	147.0 (1470)	283.7 (2837)	430.7 (4307)	37.7 (377)
1970	154.2 (1542)	171.6 (1716)	325.8 (3258)	17.8 (178)
1971	125.1 (1376)	224.2 (2466)	350.2 (3852)	27.0 (297)
1972	103.5 (1139)	214.0 (2354)	317.5 (3493)	24.5 (269)
1973	115.7 (1273)	168.5 (1853)	284.2 (3126)	17.5 (193)
1974	110.4 (1214)	171.3 (1884)	281.6 (3098)	18.5 (204)
1975	107.3 (1180)	210.0 (2310)	317.3 (3490)	16.4 (181)
1976	116.5 (1282)	154.0 (1694)	270.5 (2976)	17.1 (188)
1977	161.5 (1777)	294.5 (3239)	456.0 (5016)	34.0 (374)
1978	174.1 (1915)	191.7 (2109)	365.8 (4024)	18.5 (203)
1979	101.0 (1111)	210.4 (2314)	311.7 (3425)	21.0 (221)
1980	148.9 (1638)	156.5 (1721)	305.4 (3359)	17.8 (196)
1981	128.5 (1413)	190.0 (2090)	318.5 (3503)	17.8 (196)
1982	234.9 (2584)	150.5 (1655)	385.4 (4239)	17.8 (196)
1983	167.7 (1845)	161.7 (1779)	329.5 (3624)	16.8 (185)
1984	163.6 (1800)	161.3 (1774)	324.9 (3574)	18.7 (206)
1985	168.8 (1857)	223.8 (2462)	392.6 (4319)	29.8 (328)
1986	154.0 (1694)	178.4 (1962)	332.4 (3656)	16.9 (186)
1987	152.8 (1681)	249.4 (2743)	402.2 (4424)	33.7 (371)
1988	237.7 (2615)	157.1 (1782)	394.8 (4344)	28.9 (318)
1989	215.7 (2373)	146.2 (1608)	361.9 (3981)	22.2 (244)
1990	202.8 (2231)	164.7 (1812)	367.5 (4043)	25.5 (281)
1991	144.2 (1586)	149.5 (1645)	293.7 (3231)	18.9 (208)
1992	165.5 (1821)	221.6 (2438)	378.1 (4159)	27.5 (303)
1993	153.4 (1687)	183.9 (2023)	337.3 (3710)	24.8 (273)
1994	152.8 (1681)	199.4 (2193)	352.2 (3874)	27.6 (304)
1995	225.3 (2478)	177.6 (1953)	402.8 (4431)	27.3 (300)
1996	176.4 (1940)	264.4 (2908)	440.7 (4848)	30.3 (333)
1997	182.4 (2006)	309.8 (3408)	492.2 (5414)	38.8 (427)
1998	157.0 (1732)	189.3 (2082)	346.7 (3814)	23.5 (258)
1999	224.9 (2474)	188.5 (2073)	413.4 (4547)	35.1 (386)
2000	176.0 (2112)	209.8 (2518)	385.8 (4630)	23.6 (283)
2001	224.5 (2469)	222.3 (2445)	446.7 (4914)	35.2 (387)
2002	202.4 (2429)	256.4 (3077)	458.8 (5506)	34.8 (417)
2003	180.9 (2352)	197.8 (2571)	378.7 (4923)	27.7 (361)
2004	191.3 (2296)	210.6 (2527)	401.9 (4823)	33.2 (398)
2005	184.3 (2396)	164.0 (2132)	348.3 (4528)	23.5 (305)
2006	158.7 (2063)	138.2 (1796)	296.8 (3859)	20.2 (262)
2007	266.6 (3733)	185.2 (2593)	451.9 (6326)	33.3 (467)
2008	249.6 (3495)	129.5 (1813)	379.1 (5308)	27.9 (391)
2009	250.2 (3002)	147.0 (1764)	397.2 (4766)	27.3 (328)
2010	450.8 (5861)	131.8 (1714)	450.8 (5861)	30.3 (394)
2011	286.3 (3722)	128.5 (1670)	414.8 (5392)	27.3 (355)
2012	228.2 (3195)	119.6 (1674)	347.8 (4869)	23.6 (331)
2013	230.7 (2768)	199.3 (2392)	430.0 (5160)	33.9 (407)
2014	272.1 (3265)	214.7 (2576)	486.8 (5841)	39.2 (471)

INTRO

PLAYERS

STAFF

REVIEW

AMERICAN ATHLETIC
CONFERENCE

OPPONENTS

HISTORY

RECORDS

Longest Plays 1940-2014

Rushing

93	Solomon White vs. UNLV	1994	(TD)
89	Camp Wilson vs. SW Texas State	1944	(TD)
87	Thomas Bailey vs. Houston	1974	(TD)
83	Jim Finks vs. West Texas State	1947	(TD)
83	Jack Crockett vs. Hawaii	1951	(TD)
83	Jake Roberts vs. Wichita State	1952	(TD)
82	Ja'Terian Douglas vs. Marshall	2011	
81	Ja'Terian Douglas vs. UTEP	2012	
80	Eric Richardson vs. Louisiana Tech	2003	(TD)
80	Ja'Terian Douglas vs. Oklahoma State	2011	(TD)

Passing

99	Troy DeGar to Wes Caswell vs. Oklahoma	1996	(TD)
98	Jerry Rhome to Jeff Jordan vs. Wichita State	1963	(TD)
97	David Johnson to Brennan Marion vs. UTEP	2008	(TD)
89	Billy Guy Anderson to Howard Twilley vs. Memphis	1965	(TD)
85	Jerry Keeling to Bill Gary vs. Wichita State	1960	(TD)
84	Dane Evans to Keevan Lucas vs. Tulane	2014	(TD)
81	Dave Rader to Rickey Watts vs. West Texas State	1978	(TD)
81	Frank Cassano to Dan Bitson vs. Iowa	1989	(TD)
80	Jerry Keeling to Bobby McGoffin vs. OSU	1960	(TD)
80	James Kilian to Romby Bryant vs. Boise State	2003	(TD)
79	Skip Ast to Keith Estes vs. Oklahoma State	1982	(TD)
78	Steve Gage to Ronnie Kelley vs. Southern Illinois	1984	(TD)
78	Steve Gage to Eric Brown vs. Tenn. Tech	1986	(TD)
78	Gus Frerotte to Chris Penn vs. Southern Miss	1993	(TD)
78	Josh Blankenship to Corey Brown vs. No. Carolina	2000	(TD)
78	Tyler Gooch to Jermaine Landrum vs. Baylor	2002	(TD)
76	Josh Blankenship to Donald Shoals vs. NMSU	2000	(TD)
75	T.J. Rubley to Dan Bitson vs. Arkansas	1988	(TD)
75	G.J. Kinne to Willie Carter vs. East Carolina	2010	(TD)
74	Bill Blankenship to Reno Hutchens vs. Louisville	1979	(TD)
74	Cody Green to Thomas Roberson vs. Tulane	2012	(TD)
73	Josh Blankenship to Corey Brown vs. Texas A&M	1999	
73	Steve Gage to Ronnie Kelley vs. Oklahoma State	1986	(TD)
73	David Johnson to Charles Clay vs. UAB	2008	
71	Gus Frerotte to Gary Brown vs. UTEP	1992	(TD)

Punting

87	Ken Duncan vs. Wichita State	1969	
87	Glenn Dobbs vs. Oklahoma	1942	
83	Michael Such vs. Memphis	2009	
79	Glenn Dobbs vs. Washburn	1940	
79	Casey Lipscomb vs. Rice	2000	
78	Glenn Dobbs vs. Drake	1942	
77	Glenn Dobbs vs. Creighton	1940	
77	Eddie Hare vs. Arkansas	1976	
75	Eddie Hare vs. Southwestern Louisiana	1978	
74	Michael Such vs. Oklahoma State	2010	
72	Cort Moffitt vs. Boise State	2003	

Kick-off Returns

100	Jim Stewart vs. Virginia Tech	1976	(TD)
100	Jason Jacoby vs. UNLV	1994	(TD)
100	Jason Jacoby vs. Brigham Young	1995	(TD)
100	Ashlan Davis vs. Boise State	2004	(TD)
98	Clyde LeForce vs. Oklahoma State	1946	(TD)
98	J. R. Boone vs. Drake	1947	(TD)
98	Dick Hughes vs. Texas Tech	1954	(TD)
98	Ralph McGill vs. West Texas State	1971	(TD)
98	Alvin Simpkins vs. Cincinnati	1978	(TD)
98	Uriel Parrish vs. Arkansas State	2003	
96	Ashlan Davis vs. SMU	2004	(TD)
96	Ashlan Davis vs. Rice	2005	(TD)
95	Trey Watts vs. Marshall	2012	(TD)
94	Denver Grigsby vs. Bradley	1949	(TD)

94	Ashlan Davis vs. Nevada	2004	(TD)
94	Damaris Johnson vs. UTEP	2008	(TD)
94	Damaris Johnson vs. Rice	2010	(TD)
94	Trey Watts vs. UTEP	2011	(TD)
91	Roy Roberts vs. Tulane	2007	(TD)
91	John Mosley vs. Air Force	1998	(TD)

Punt Returns

97	Ralph McGill vs. Idaho	1970	(TD)
95*	Danny Colbert vs. New Mexico State	1973	(TD)
93	Clyde LeForce vs. Detroit	1946	(TD)
89	Malcolm Strow vs. St. Louis	1941	(TD)
88	Clyde LeForce vs. Baylor	1946	(TD)
86	Ralph McGill vs. Wichita State	1970	(TD)
84	Jeff Jordan vs. Southern Illinois	1964	(TD)
81	Sean Yoder vs. Rice	2002	

*blocked field goal


Field Goals

58	Stu Crum vs. Southern Illinois	1980	
57	Stu Crum vs. Oklahoma State	1982	
57	Steve Cox vs. Arkansas	1977	
56	Jason Staurovsky vs. Southern Illinois	1984	
55	Jason Staurovsky vs. Northwestern Louisiana	1983	
54	James Anderson vs. Cincinnati	1997	
53	Eric Lange vs. Houston	1992	
53	James Anderson vs. Utah	1996	
52	Steve Cox vs. Northeast Louisiana	1977	
52	Jason Staurovsky vs. San Diego State	1983	
52	Brad DeVault vs. Oklahoma	2005	
52	Kevin Fitzpatrick vs. Rice	2011	
52	Kevin Fitzpatrick vs. Houston	2011	
51	Kevin Fitzpatrick vs. East Carolina	2009	
51	Kevin Fitzpatrick vs. Houston	2011	
50	Stu Crum vs. Louisville	1978	
50	Stu Crum vs. Kansas State	1979	
50	Stu Crum vs. Southern Illinois	1980	
50	Stu Crum vs. Indiana State	1982	
50	Jason Staurovsky vs. West Texas State	1985	
50	Jarod Tracy vs. Tulane	2006	

Interception Returns

97	Jeff Jordan vs. Memphis	1963	(TD)
85	Richard Morgan vs. Creighton	1940	(TD)
85	Russ Frizzell vs. Drake	1946	(TD)
81	Marco Nelson vs. Oklahoma State	2010	(TD)
74	Barry Minter vs. Southern Mississippi	1992	(TD)
74	Dexter McCoil vs. North Texas	2011	(TD)
71	Carlous Smith vs. Wyoming	1995	(TD)
68	Albert Myres vs. Illinois State	1983	
67	Timmy Gibbs vs. Indiana State	1982	(TD)
66	Shawn Jackson vs. Notre Dame	2010	(TD)
65	Gary Schoolcraft vs. Oklahoma State	1957	(TD)
64	Mike Haenszel vs. Houston	1993	(TD)
64	Will Barrow vs. Tulane	2013	
63	Ashon Farley vs. UTEP	1999	(TD)
60	Bob Babich vs. North Texas	1982	(TD)
60	Nate Harris vs. Texas Tech	1984	

**JASON JACOBY HAD TWO
KICKOFF RETURNS OF 100
YARDS IN HIS CAREER**




Hurricane 100-Yard Receivers

Following is a list of every Hurricane player who had 100 or more yards receiving in a single game between 1949 and 2014. **Bold** indicates player on current roster.

Yds	Player	Year	Game	Rec
322	Rick Eber	1967	Idaho State	20
318	Harry Wood	1967	Idaho State	13
271	Donald Shoals	2000	New Mexico State	11
267	Howard Twilley	1965	Memphis	16
259	Chris Penn	1993	East Carolina	16
244	Brennan Marion	2007	Rice	7
242	Howard Twilley	1965	Southern Illinois	18
238	Dan Bitson	1989	Bowling Green	10
237	Dan Bitson	1988	Colorado State	6
235	Dan Bitson	1989	Iowa	14
233	Brennan Marion	2008	UTEP	6
233	Keevan Lucas	2014	Tulane	13
230	Howard Twilley	1965	Louisville	15
226	Howard Twilley	1965	Cincinnati	14
224	Chris Penn	1993	Southern Miss	11
219	Neal Sweeney	1966	North Texas	14
217	Howard Twilley	1964	Oklahoma State	15
214	Howard Twilley	1965	Colorado State	19
211	Chris Penn	1993	Houston	11
204	John Simmons	1962	Houston	12
196	Damaris Johnson	2009	Southern Miss	17
195	Rick Eber	1967	Louisville	11
194	Wes Caswell	1996	Oklahoma	7
188	Chris Penn	1991	Memphis	7
184	Chris Penn	1993	Memphis	14
183	Harry Wood	1968	Arkansas	11
179	Neal Sweeney	1965	Cincinnati	14
176	Dan Bitson	1988	Arkansas	9
173	Steve Largent	1974	Wichita State	4
173	Willie Carter	2011	SMU	13
171	Donald Shoals	2000	Fresno State	13
171	Brennan Marion	2007	BYU	3
170	Steve Largent	1973	West Texas State	7
166	Brent Roberts	1966	Louisville	11
166	Romby Bryant	2002	San Jose State	10
164	Jim Butler	1969	Memphis	14
164	Wes Caswell	1998	SW Missouri State	8
163	Damaris Johnson	2010	Rice	8
162	Steve Largent	1975	Indiana State	5
162	Donald Shoals	2001	UTEP	7
161	John Simmons	1963	Cincinnati	13
161	Neal Sweeney	1965	Colorado State	9
161	Dan Bitson	1987	Oklahoma State	7
160	Willie Carter	2011	Rice	9
160	Keevan Lucas	2014	USF	11
159	Howard Twilley	1965	North Texas	13
159	Chris Penn	1991	SMU	7
158	Trae Johnson	2007	SMU	11
156	John Simmons	1962	Louisville	11
155	Dan Bitson	1988	UTEP	8
153	Jessie Green	1974	New Mexico State	7
152	Garrett Mills	2005	Oklahoma	13
152	Garrett Mills	2005	UCF	8
151	Rick Eber	1966	Montana State	7
151	Damon Savage	1997	Rice	9
151	Damon Savage	1997	BYU	6
151	Damon Savage	1997	SMU	6
151	Donald Shoals	2000	Oklahoma State	9
150	Drew Pearson	1971	Wake Forest	5
150	Dan Bitson	1989	Wake Forest	8
149	Chris Penn	1993	Iowa	7
148	Joe Pistoia	1968	Cincinnati	9
148	Romby Bryant	2003	Boise State	7
146	Howard Twilley	1964	Louisville	11
146	Damaris Johnson	2010	UTEP	6
146	Bryan Burnham	2011	Marshall	10

Yds	Player	Year	Game	Rec
145	Ryan Bugg	2006	Rice	7
145	Jordan James	2012	SMU	9
144	Dan Bitson	1989	UTEP	6
144	Damaris Johnson	2009	Houston	10
143	John Simmons	1963	Montana State	10
143	Garrett Mills	2005	North Texas	8
142	Jessie Green	1974	Drake	8
142	Steve Largent	1975	Drake	7
142	Charles Clay	2009	Southern Miss	8
141	Wes Caswell	1994	UTEP	10
139	Fred Smith	1949	Oklahoma State	10
139	Howard Twilley	1964	Wichita State	10
139	Rickey Watts	1977	West Texas State	5
139	Chris Penn	1993	Middle Tennessee	9
139	Michael Kedzior	1995	Oklahoma State	10
139	Garrett Mills	2004	Boise State	8
138	Steve Largent	1975	Houston	5
138	Damon Savage	1999	Hawaii	9
137	Rick Eber	1967	Cincinnati	9
136	Jerry Taylor	1978	Virginia Tech	4
136	Garrett Mills	2005	SMU	8
136	Brennan Marion	2007	UTEP	4
136	Brennan Marion	2008	Central Arkansas	6
135	Harry Wood	1968	Wichita State	10
135	Jim Butler	1969	Florida State	7
135	Kenny Gunn	1995	Memphis	9
135	Damaris Johnson	2008	Ball State	6
135	Damaris Johnson	2009	East Carolina	14
135	Willie Carter	2011	Oklahoma	5
133	Harry Wood	1968	North Texas	9
131	Eric Brown	1986	Tennessee Tech	6
131	Dan Bitson	1987	Arkansas	7
130	Jeff Jordan	1963	Wichita State	6
130	Keyarris Garrett	2012	UCF	7
129	T.C. Blair	1973	Drake	4
129	Jessie Green	1974	Wichita State	4
129	Rickey Watts	1978	Cincinnati	5
129	Slick Shelley	2008	New Mexico	6
128	John Simmons	1962	North Texas State	12
128	Neal Sweeney	1965	Memphis	13
128	Frank Cassano	1990	SW Missouri State	7
128	Ashlan Davis	2005	Fresno State	8
127	Damon Savage	1997	Cincinnati	6
127	Montiese Culton	2004	SMU	2



KEEVAN LUCAS HAD FIVE 100+ RECEIVING GAMES AS A SOPHOMORE RECEIVER IN 2014.

INTRO

PLAYERS

STAFF

REVIEW

AMERICAN ATHLETIC CONFERENCE


OPPONENTS

HISTORY

RECORDS

Yds	Player	Year	Game	Rec
127	Garrett Mills	2005	East Carolina	9
127	Trae Johnson	2007	UTEP	8
125	Drew Pearson	1972	Memphis	3
125	Brennan Marion	2008	JAB	4
124	Rick Eber	1966	Houston	6
124	Rickey Watts	1978	Louisville	3
124	Dan Bitson	1989	Oklahoma State	8
123	Chris Penn	1993	Louisville	11
123	Romby Bryant	2003	SMU	3
122	Willie Roberts	1952	Detroit	3
122	Dan Bitson	1989	SW Louisiana	7
121	Damaris Johnson	2009	SMU	4
120	Wes Caswell	1996	Iowa	7
120	Idris Moss	2006	SMU	13
120	Keevan Lucas	2014	Memphis	11
119	Howard Twilley	1964	Cincinnati	9
119	Howard Twilley	1964	Toledo	11
119	Gary Brown	1993	Middle Tennessee	5
119	Damon Savage	1998	Rice	7
119	Damon Savage	1999	San Jose State	8
119	Trae Johnson	2007	Army	9
118	Wes Caswell	1994	Louisville	9
118	Keyarris Garrett	2012	Rice	3
117	Wes Caswell	1994	Wyoming	9
117	Donald Shoals	1999	UL-Monroe	4
117	Charles Clay	2008	Arkansas	7
117	Keyarris Garrett	2014	Texas State	8
116	Jerry Taylor	1978	Wichita State	5
116	Gary Brown	1992	Houston	5
115	Howard Twilley	1964	Memphis	11
115	Neal Sweeney	1966	Cincinnati	9
115	Chris Penn	1991	SW Louisiana	4
115	Garrett Mills	2005	Southern Miss	8
114	Joe Pistoia	1969	Louisville	9
114	Drew Pearson	1972	Texas Tech	6
114	Wes Caswell	1994	Missouri	6
114	Jesse Meyer	2007	Oklahoma	7
114	Brennan Marion	2007	Marshall	2
113	Howard Twilley	1965	Oklahoma State	7
113	John Green	1983	Drake	7
113	Donald Shoals	2001	SMU	8

Yds	Player	Year	Game	Rec
113	Bryan Burnham	2011	BYU	4
112	Billy Parsons	1951	Hardin-Simmons	2
112	Dan Bitson	1989	Louisiana Tech	7
112	Michael Kedzior	1993	Oklahoma State	6
112	Damon Savage	1999	UTEP	9
112	Charles Clay	2007	UCF	6
111	Brent Roberts	1964	Southern Illinois	6
111	Howard Twilley	1965	Houston	11
111	Gary McDermott	1966	North Texas	9
111	Ricky Watts	1978	Kansas State	6
111	Dan Bitson	1988	Oklahoma State	4
111	Montiese Culton	2002	Kansas	9
110	Joe Pistoia	1969	Houston	5
110	Steve Largent	1974	Tennessee	9
110	Steve Largent	1975	Arkansas	4
110	Ronnie Kelly	1984	Indiana State	4
110	Dan Bitson	1989	Louisville	4
110	Donald Shoals	2001	Boise State	6
110	Donald Shoals	2001	San Jose State	12
110	Brennan Marion	2007	Army	2
109	Montiese Culton	2001	Rice	8
109	Damaris Johnson	2008	New Mexico	5
109	Keevan Lucas	2014	Temple	9
108	Drew Pearson	1972	Louisville	6
108	Erick Harrison	1986	New Mexico	7
108	Dan Bitson	1988	Kansas State	5
107	Rick Eber	1967	Tampa	11
107	Ken Duncan	1969	Cincinnati	10
107	Michael Kedzior	1995	East Tennessee St.	8
107	Corey Brown	2000	North Carolina	5
107	Brennan Marion	2008	North Texas	4
106	Neal Sweeney	1966	Louisville	8
106	Harry Wood	1968	Memphis	9
106	Ronnie Kelly	1984	East Carolina	2
106	Dan Bitson	1988	UNLV	4
106	Chris Penn	1991	Southern Miss	4
106	Wes Caswell	1996	Brigham Young	6
106	Donald Shoals	2001	New Mexico State	10
106	Garrett Mills	2005	Memphis	7
106	Charles Clay	2007	SMU	5
105	Bill Gary	1960	Wichita State	3
105	John Simmons	1962	Hardin-Simmons	9
105	Eddie Fletcher	1964	Louisville	7
105	Cornell Webster	1976	Oklahoma State	6
105	Eric Brown	1986	Arkansas	5
105	Slick Shelley	2008	SMU	6
105	Clay Sears	2011	UAB	9
105	Thomas Roberson	2013	UTEP	5
104	Steve Shores	1972	North Texas	4
104	Erick Harrison	1987	Temple	3
104	Michael Kedzior	1994	Louisville	3
104	Idris Moss	2006	Navy	4
103	James Shaw	1971	Virginia Tech	5
103	Rickey Watts	1977	San Diego State	8
103	Damaris Johnson	2009	Sam Houston State	3
102	Raymond Rhodes	1973	Houston	5
102	Ronnie Kelly	1984	Southern Illinois	3
102	Dan Bitson	1987	Temple	4
102	Charles Clay	2007	Marshall	5
102	Brennan Mariane	2007	Tulane	3
101	Harry Wood	1968	Cincinnati	5
101	Steve Largent	1975	Cincinnati	5
101	Damon Savage	1996	Iowa	4
101	Damaris Johnson	2009	New Mexico	4
101	Damaris Johnson	2010	Hawaii	4
101	Bryan Burnham	2011	North Texas	6
101	Keevan Lucas	2014	Colorado State	7
100	Chris Penn	1993	Arkansas	11
100	Wes Caswell	1998	San Diego State	12
100	Jordan James	2013	Oklahoma	6




WES CASWELL'S 99-YARD TOUCHDOWN RECEPTION AGAINST OKLAHOMA IN 1996 ADDED TO HIS GAME TOTAL 194 YARDS ON SEVEN CATCHES.




Hurricane 300-Yard Passers

Following is a list of every Tulsa player who has passed for 300 or more yards in a single game between 1950 and 2014. **Bold** indicates player on current roster.

Yds	Player	Year	Game	Comp
502	Billy Guy Anderson	1965	Colorado State	37
488	Jerry Rhome	1964	Oklahoma State	35
477	Billy Guy Anderson	1965	Southern Illinois	42
477	Billy Guy Anderson	1965	Memphis	39
469	David Johnson	2008	New Mexico	25
454	Paul Smith	2007	BYU	21
451	Billy Guy Anderson	1965	Cincinnati	32
441	Paul Smith	2007	Rice	22
438	Dane Evans	2014	Tulane	31
434	David Johnson	2008	UTEP	21
426	Paul Smith	2007	UCF	28
418	David Johnson	2008	North Texas	25
413	Cody Green	2012	SMU	36
406	G.J. Kinne	2010	Southern Miss	23
403	Greg Barton	1966	North Texas	27
399	G.J. Kinne	2010	East Carolina	28
396	G.J. Kinne	2009	Southern Miss	32
390	Paul Smith	2007	Army	22
388	Rick Arrington	1969	Cincinnati	27
386	T.J. Rubley	1987	Oklahoma State	27
385	Paul Smith	2007	Marshall	24
383	Paul Smith	2007	UTEP	26
380	T.J. Rubley	1988	Arkansas	26
373	Josh Blankenship	2000	Oklahoma State	28
371	G.J. Kinne	2010	Rice	26
370	T.J. Rubley	1991	Memphis	21
358	Gus Frerotte	1993	East Carolina	26
357	John Fitzgerald	1996	Iowa	22
356	G.J. Kinne	2010	Bowling Green	27
355	T.J. Rubley	1988	UTEP	25
355	John Fitzgerald	1997	SMU	21
354	Gus Frerotte	1993	Middle Tennessee	21
354	Gus Frerotte	1993	Southern Miss	23
350	Paul Smith	2007	Oklahoma	22



FOLLOWING HIS TULSA CAREER, GUS FREROTTE QUARTERBACKED IN THE NFL FOR 15 YEARS.



DANE EVANS HAD THE SCHOOL'S NINTH BEST CAREER PASSING DAY WITH 438 YARDS IN THE 2014 SEASON OPENER.

349	Dane Evans	2014	Memphis	28
346	Mike Stripling	1968	Cincinnati	25
343	G.J. Kinne	2010	Hawaii	17
342	T.J. Rubley	1989	Bowling Green	18
341	G.J. Kinne	2011	UAB	31
338	Greg Barton	1967	Idaho State	14
337	Josh Blankenship	2001	Indiana State	29
336	Paul Smith	2007	SMU	27
334	Stu McBirnie	1962	Houston	21
334	G.J. Kinne	2009	Houston	19
333	Paul Smith	2007	UAB	19
332	David Johnson	2008	UAB	20
330	Mike Stripling	1968	Wichita State	26
329	John Fitzgerald	1998	SW Missouri State	21
325	Gus Frerotte	1993	Iowa	20
325	G.J. Kinne	2010	UTEP	19
323	Billy Guy Anderson	1965	North Texas	26
322	Michael Wall	1998	TCU	25
322	Tyler Gooch	2002	San Jose State	27
322	David Johnson	2008	Arkansas	17
319	John Fitzgerald	1997	Rice	22
319	Paul Smith	2007	Tulane	18
318	G.J. Kinne	2011	Rice	21
315	Paul Smith	2007	UCF	34
314	G.J. Kinne	2011	North Texas	20
314	Dane Evans	2014	USF	22
313	Paul Smith	2007	Houston	15
313	David Johnson	2008	Marshall	21
312	Paul Smith	2007	Bowling Green	27
310	Ron Hickerson	1976	Oklahoma State	26
310	G.J. Kinne	2009	New Mexico	22
308	Jeb Blount	1974	New Mexico State	25
308	Paul Smith	2006	Rice	17
307	Paul Smith	2007	Louisiana-Monroe	23
306	Josh Blankenship	2000	New Mexico State	14
306	Tyler Gooch	2002	Boise State	25
305	Jerry Rhome	1964	Toledo	21
305	James Kilian	2004	Boise State	19
302	G.J. Kinne	2011	Marshall	24
301	Gus Frerotte	1993	Houston	19
300	G.J. Kinne	2011	UTEP	21

INTRO

PLAYERS

STAFF

REVIEW

AMERICAN ATHLETIC
CONFERENCE

OPPONENTS

HISTORY

RECORDS

Hurricane 100-Yard Rushers

Following is a list of every Tulsa player who has rushed for 100 or more yards in a single game between 1950 and 2014. **Bold** indicates player on current roster.


Yds	Player	Year	Game	Att
323	Tarrion Adams	2008	Tulane	33
312	Mark Brus	1990	New Mexico State	43
265	Solomon White	1994	UNLV	27
250	Howard Waugh	1952	Arkansas	19
240	Micheal Gunter	1982	Air Force	16
231	Chris Hughley	1991	Texas A&M	29
229	Uril Parrish	2004	San Jose State	30
216	Howard Waugh	1951	Houston	14
216	John Mosley	1999	UL Monroe	17
215	Sherman Johnson	1978	Wichita State	21
214	Gordon Brown	1985	Wichita State	23
212	Steve Gage (QB)	1986	New Mexico	25
211	Ron Jackson	1991	San Diego State	46
207	Tarrion Adams	2008	Ball State	19
206	Steve Gage (QB)	1985	Wichita State	26
206	Eric Richardson	2000	Nevada	35
205	John Ashton	1970	North Texas	30
202	Jake Roberts	1950	Arkansas	23
202	Brandon Diles	2004	Nevada	34
201	John Mosley	1998	Wyoming	22
197	Howard Waugh	1952	Detroit	15
197	Chris Hughley	1990	Louisiana Tech	23
197	Eric Richardson	2002	UTEP	30
194	Eric Richardson	2000	San Jose State	27
194	Ja'Terian Douglas	2011	Marshall	10
192	Solomon White	1996	UTEP	31
190	G.J. Kinne (QB)	2010	Houston	31
189	Trey Watts	2013	Louisiana Tech	40
188	Howard Waugh	1951	Kansas State	14
188	Micheal Gunter	1983	Wichita State	26
188	Bobby Booker	1985	West Texas State	17
184	Derrick Ellison	1986	Oklahoma State	27
183	Micheal Gunter	1982	Drake	17
183	Micheal Gunter	1982	Indiana State	18
183	Derrick Ellison	1987	Kansas State	30

Yds	Player	Year	Game	Att
183	Tarrion Adams	2007	UAB	24
182	John Ashton	1969	Cincinnati	36
181	Howard Waugh	1952	Texas Tech	23
180	Charlie Higgins	1977	SMU	31
179	Eric Richardson	2003	San Jose State	30
178	Ken Bohanon	2000	Louisiana Tech	34
175	Charlie Higgins	1997	TCU	31
175	Charlie Higgins	1997	Utah	30
173	Ja'Terian Douglas	2011	Oklahoma State	12
171	Gordon Brown	1985	Texas A&M	16
171	Ron Jackson	1991	SW Missouri State	33
170	Lamont Headd	1992	SW Louisiana	27
170	Eric Richardson	2002	Kansas	16
169	Charlie Higgins	1997	Rice	23
169	Ja'Terian Douglas	2012	Rice	17
169	Trey Watts	2013	Marshall	31
167	Zack Langer	2014	SMU	33
166	Bob Daugherty	1964	Southern Illinois	12
166	Chris Hughley	1991	Ohio	27
166	Reggie Williams	1995	Wyoming	33
165	Reggie Williams	1995	East Tennessee State	29
165	Trey Watts	2013	Rice	34
163	Ja'Terian Douglas	2012	Nicholls State	5
162	Jack Crocker	1950	Texas Tech	21
162	Micheal Gunter	1982	New Mexico State	15
161	John Mosley	1999	SW Missouri State	22
159	Ken Lacy	1982	Kansas	28
159	Trey Watts	2011	Oklahoma State	23
158	Ken Lacy	1982	Wichita State	15
157	Reggie Williams	1995	UTEP	32
156	Ron Jackson	1990	SW Louisiana	33
155	Reggie Williams	1995	Louisiana Tech	30
154	John Ashton	1969	Memphis	32
153	Jamad Williams	2007	Tulane	31
152	Trey Watts	2013	Colorado State	22
151	Sherman Johnson	1978	Drake	21
149	Micheal Gunter	1983	West Texas State	42
149	Ron Jackson	1991	Oklahoma State	31
149	Trey Watts	2012	Iowa State (AZLB)	25
148	Howard Waugh	1952	Villanova	23



RON JACKSON WAS NAMED THE OFFENSIVE MVP OF THE 1991 FREEDOM BOWL AFTER RUSHING FOR 211 YARDS AND FOUR TOUCH-DOWNS AGAINST SAN DIEGO STATE.






AMONG URIL PARRISH'S EIGHT 100-YARD RUSHING GAMES WAS THE SEVENTH-BEST IN SCHOOL HISTORY WHEN HE GAINED 229 YARDS ON 30 CARRIES AGAINST SAN JOSE STATE IN 2004.

Yds	Player	Year	Game	Att
148	Ronnie Morris	1958	Wichita State	13
148	Micheal Gunter	1983	New Mexico State	16
148	Uril Parrish	2003	Nevada	19
147	Chris Hughley	1991	Miami	30
146	Paul Robertson	1979	New Mexico State	13
146	Solomon White	1994	East Carolina	37
146	Tarrion Adams	2007	Rice	24
145	Micheal Gunter	1982	Wichita State	27
144	Paul Robertson	1979	SW Louisiana	18
144	Ken Bohanon	2000	San Jose State	22
144	Trey Watts	2011	Marshall	16
143	John Ashton	1969	Louisville	26
143	Carlisle Cantrell	1975	Indiana State	17
143	Mark Brus	1990	Montana State	31
143	Charlie Higgins	1998	West Virginia	11
142	Reggie Williams	1998	Oklahoma State	19
142	Trey Watts	2013	UTEP	27
141	Steve Gage (QB)	1985	West Texas State	18
141	Derrick Ellison	1987	Louisville	21
141	Uril Parrish	2004	UTEP	21
140	Cobby Morrison	1987	Louisville	27
140	Tyler Gooch (QB)	2001	Rice	12
139	Micheal Gunter	1982	West Texas State	11
139	Chris Hughley	1991	Southern Miss	32
139	Eric Richardson	2002	SMU	21
138	Jake Roberts	1950	McMurry	14
138	Micheal Gunter	1983	NW Louisiana	23
137	Paul Hauser	1955	Houston	25
137	Ja'Terian Douglas	2011	UAB	14
135	Chris Hughley	1991	Louisville	28
135	Solomon White	1994	UTEP	26
134	Charlie Higgins	1997	Colorado State	28
134	Tarrion Adams	2007	Marshall	15
134	Trey Watts	2012	UCF (C-USA Champ.)	25
133	Micheal Gunter	1983	Texas Tech	22
133	Solomon White	1995	Memphis	29
132	Jack Crocker	1951	Kansas State	17
132	Ken Bohanon	2001	Louisiana Tech	27
131	Jake Roberts	1950	Texas Tech	16
131	Gordon Brown	1985	West Texas State	17
131	Brett Adams	1989	Wake Forest	27
131	Chris Hughley	1991	SMU	36

Yds	Player	Year	Game	Att
131	Reggie Williams	1996	Oklahoma State	19
130	Derrick Ellison	1986	Fullerton State	23
129	Jack Crocker	1951	Texas Tech	29
129	Bob Brumble	1958	Oklahoma State	33
129	Tarrion Adams	2007	Louisiana-Monroe	28
128	Brett Adams	1989	New Mexico	29
128	Brandon Diles	2005	North Texas	15
128	Ja'Terian Douglas	2012	UTEP	13
127	Joe McCulley	1973	West Texas State	17
127	Dick Scholtz	1955	Wyoming	19
127	Ray Rhodes	1972	Kansas State	31
127	Chris Hughley	1990	SW Missouri State	8
127	Chris Hughley	1991	Memphis	29
126	Mike Stripling (QB)	1966	Tampa	10
126	Micheal Gunter	1983	Illinois State	24
126	Solomon White	1994	Missouri	33
125	Trey Watts	2012	Iowa State	10
124	Howard Waugh	1951	Detroit	27
124	Jerry Keeling (QB)	1959	Cincinnati	16
124	Dave Rader (QB)	1977	Oklahoma State	24
124	Lamont Headd	1992	Southern Miss	23
124	Zack Langer	2014	Houston	29
123	Gordon Brown	1984	Wichita State	11
123	Gordon Brown	1985	East Carolina	20
123	Brett Adams	1989	New Mexico State	21
123	Brett Adams	1989	Bowling Green	26
123	Uril Parrish	2005	Southern Miss	23
123	Uril Parrish	2005	UCF	23
123	Tarrion Adams	2008	Marshall	30
122	Gordon Brown	1985	Long Beach State	16
122	Trey Watts	2012	UCF	20
121	Steve Bowling (QB)	1971	Wichita State	25
121	Quinn Jones	1979	Wichita State	15
121	Kenneth Lee	1986	Houston	17
121	Chris Hughley	1990	Louisville	26
121	Jason Jacoby	1994	Southern Miss	30
121	James Kilian (QB)	2003	UTEP	14
121	Tarrion Adams	2008	SMU	21
120	Ken Lacy	1982	Drake	25
120	Lamont Headd	1992	Hawaii	20
120	Courtney Tennial	2006	Southern Miss	21
120	Tarrion Adams	2008	Central Arkansas	13
120	Tarrion Adams	2008	East Carolina	28
120	Trey Watts	2013	East Carolina	27
119	Ken Jackson (QB)	1979	TCU	22



BRETT ADAMS RUSHED FOR OVER 2,000 YARDS IN HIS CAREER THAT SPANNED FROM 1987-1990.

INTRO

PLAYERS

STAFF

REVIEW

AMERICAN ATHLETIC
CONFERENCE

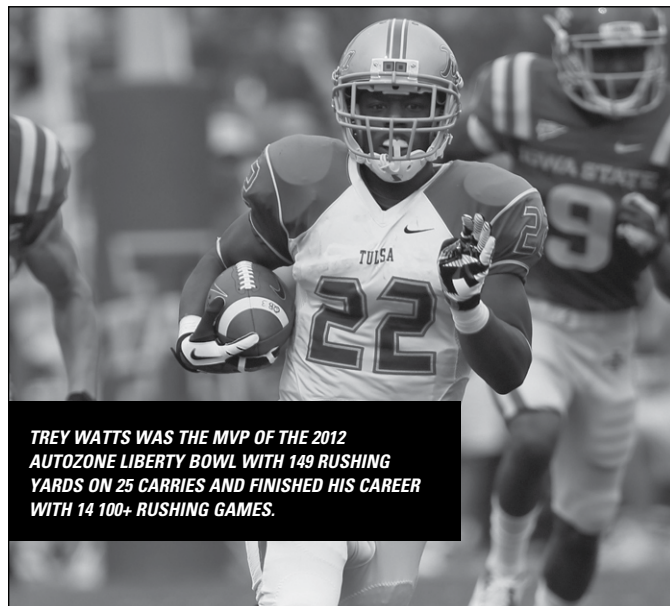
OPPONENTS

HISTORY

RECORDS

Yds	Player	Year	Game	Att
119	Eric Richardson	2001	Fresno State	22
118	Billy Parsons	1951	Hardin-Simmons	14
118	Howard Waugh	1952	Kansas State	14
118	Carlisle Cantrell	1975	Drake	16
118	Micheal Gunter	1982	North Texas	19
118	Gordon Brown	1984	Illinois State	12
118	Lamont Headd	1993	Southern Miss	23
118	Uril Parrish	2004	Louisiana Tech	22
118	Tarrion Adams	2007	Army	17
117	Ken Lacy	1982	Indiana State	20
117	Gordon Brown	1985	Drake	17
117	Gill Johnson	1986	Wichita State	11
117	Derrick Ellison	1986	Wichita State	9
117	Ron Jackson	1990	Arkansas	19
117	Uril Parrish	2004	SW Missouri State	22
116	Jack Crocker	1951	Wichita State	14
116	Ed White	1970	Memphis	23
116	Thomas Bailey	1974	Houston	11
116	Ken Lacy	1982	West Texas State	18
116	Gordon Brown	1984	Brigham Young	16
116	Tarrion Adams	2006	Rice	15
115	Jack Crocker	1951	Hawaii	4
115	Ronnie Morris	1957	Texas Tech	23
115	Ken Session	1979	SW Louisiana	19
115	Bobby Booker	1984	Wichita State	15
115	Brett Adams	1988	Memphis	21
115	James Kilian (QB)	2003	Hawaii	18
114	Ronnie Morris (QB)	1951	Detroit	7
114	Jim Stewart	1975	Wichita State	8
114	Carlisle Cantrell	1975	Memphis	18
114	Micheal Gunter	1981	Kansas State	16
114	Rodney Young	1984	East Carolina	20
114	Uril Parrish	2004	Rice	17
114	Tarrion Adams	2008	UTEP	15
114	Trey Watts	2013	North Texas	19
113	Ed White	1970	Louisville	21
113	Carlisle Cantrell	1975	Cincinnati	13
113	Rickey Watts	1976	Louisville	15
113	Jason Jacoby	1994	SW Missouri State	24
113	Zack Langer	2014	Temple	30
112	Brett White	1981	Kansas State	16
112	Skip Ast (QB)	1982	Air Force	18
112	Steve Gage (QB)	1983	Arkansas	20
112	Gordon Brown	1984	Southern Illinois	13
112	Brett Adams	1989	Oklahoma State	23
112	James Flanders	2014	Texas State	21
112	Ron Jackson	1991	Ohio	13
112	Lamont Headd	1993	Oklahoma	21
112	Solomon White	1996	TCU	17
112	Charles Clay	2007	UTEP	11
112	Tarrion Adams	2007	Bowling Green	17
112	Tarrion Adams	2008	Rice	23
111	Rickey Watts	1977	NE Louisiana	22
111	Trey Watts	2012	Marshall	18
110	Cee Ellison	1967	Cincinnati	14
110	Sherman Johnson	1977	Drake	24
110	Gordon Brown	1985	Houston	14
110	Derrick Ellison	1986	New Mexico	21
110	Lamont Headd	1993	Middle Tennessee	17
109	Dick Scholtz	1954	Wichita State	12
109	Bob Brumble	1958	Texas Tech	36
109	Rickey Watts	1975	Indiana State	6
109	Courtney Tennial	2006	Rice	23
109	Trey Watts	2013	UTSA	15
108	Howard Waugh	1952	Cincinnati	18
108	Ronnie Morris	1957	Houston	17
108	Ray Rhodes	1972	Wichita State	22
108	Freddie Carolina	1973	West Texas State	11
108	Ron Hickerson (QB)	1976	Louisville	18
108	Derrick Ellison	1986	Louisiana Tech	22
107	Ed White	1972	North Texas	17

Yds	Player	Year	Game	Att
107	Ken Session	1980	New Mexico State	17
107	Rodney Young	1985	Florida State	10
107	Ken Bohanon	2000	New Mexico State	27
106	Raymond Rhodes	1972	Arkansas	26
106	Kenneth Lee	1986	Wichita State	11
106	Reggie Williams	1996	Iowa	24
106	Charlie Higgins	1996	New Mexico	14
105	Howard Waugh	1951	Texas Tech	20
105	Bob Brumble	1959	North Texas	23
105	Micheal Gunter	1981	Southern Illinois	11
105	Brett White	1981	West Texas State	21
105	Gordon Brown	1984	Oklahoma State	24
105	Mark Brus	1989	UTEP	23
105	Reggie Williams	1996	Oklahoma	27
105	Eric Richardson	2002	Baylor	10
104	John Ashton	1970	Virginia Tech	26
104	Ken Lacy	1981	Drake	10
104	Derrick Ellison	1986	Tennessee Tech	8
104	Brett Adams	1989	UTEP	17
104	Lamont Headd	1993	Cincinnati	28
104	Solomon White	1994	Oklahoma State	26
104	Reggie Williams	1996	Colorado State	20
104	Charlie Higgins	1998	Air Force	17
103	Quinn Jones	1978	Arkansas State	18
103	Gordon Brown	1984	West Texas State	12
103	Chris Hughley	1991	SW Louisiana	26
103	John Mosley	1999	Hawaii	18
102	Raymond Rhodes	1972	Texas Tech	21
102	Carlisle Cantrell	1975	New Mexico State	22
102	Brett White	1981	Indiana State	20
102	Brett White	1981	Arkansas State	17
102	Steve Gage	1985	Houston	22
102	Tyler Gooch	2001	San Jose State	19
102	Tarrion Adams	2005	Fresno State	11
102	Alex Singleton	2012	Tulane	14
101	Dick Kercher	1952	Oklahoma State	18
101	Ron Jackson	1992	Houston	29
101	Solomon White	1996	Rice	16
100	Quinn Jones	1979	New Mexico State	15
100	Micheal Gunter	1983	San Diego State	20
100	Derrick Ellison	1986	Houston	20
100	Brett Adams	1988	Colorado State	18
100	Charlie Higgins	1998	San Diego State	20
100	Ken Bohanon	1999	UTEP	23
100	G.J. Kinne (QB)	2009	Houston	16
100	Alex Singleton	2012	UCF (C-USA Champ.)	25
100	Zack Langer	2014	USF	26



TREY WATTS WAS THE MVP OF THE 2012 AUTOZONE LIBERTY BOWL WITH 149 RUSHING YARDS ON 25 CARRIES AND FINISHED HIS CAREER WITH 14 100+ RUSHING GAMES.



Top-10 Single Game Performances

Passing

	Player	Opponent	Year	Att	Comp	Int	TD	Yards
1.	Billy Guy Anderson	Colorado State	1965	57	37	1	5	502
2.	Jerry Rhome	Oklahoma State	1964	43	35	0	4	488
T3.	Billy Guy Anderson	Southern Illinois	1965	65	42	2	5	477
T3.	Billy Guy Anderson	Memphis	1965	65	39	3	4	477
5.	David Johnson	New Mexico	2008	39	25	2	6	469
6.	Paul Smith	BYU	2007	35	21	1	5	454
7.	Billy Guy Anderson	Cincinnati	1965	55	32	1	6	451
8.	Paul Smith	Rice	2007	39	22	1	5	441
9.	Dane Evans	Tulane	2014	53	31	2	4	438
10.	David Johnson	UTEP	2008	27	21	1	5	434

Rushing


	Player	Opponent	Year	Att	Gain	Lost	Net	TD
1.	Tarrison Adams	Tulane	2008	33	328	5	323	3
2.	Mark Brus	New Mexico State	1990	43	315	3	312	3
3.	Solomon White	UNLV	1994	27	272	7	265	3
4.	Howard Waugh	Arkansas	1952	19	250	0	250	n/a
5.	Micheal Gunter	Air Force	1982	16	240	0	240	2
6.	Chris Hughley	Texas A&M	1991	29	233	2	231	3
7.	Uril Parrish	San Jose State	2004	30	237	8	229	2
8.	Howard Waugh	Houston	1951	14	216	0	216	2
9.	John Mosley	UL Monroe	1999	17	217	1	216	1
10.	Sherman Johnson	West Texas State	1978	21	215	0	215	1

Receiving

	Player	Opponent	Year	Rec	TD	Yards
1.	Rick Eber	Idaho State	1967	20	3	322
2.	Harry Wood	Idaho State	1967	13	3	318
3.	Donald Shoals	New Mexico State	2000	11	2	271
4.	Howard Twilley	Memphis State	1965	16	2	267
5.	Chris Penn	East Carolina	1993	16	4	259
6.	Brennan Marion	Rice	2007	7	2	244
7.	Howard Twilley	Southern Illinois	1965	18	2	242
8.	Dan Bitson	Bowling Green	1989	10	4	238
9.	Dan Bitson	Colorado State	1988	6	3	237
10.	Dan Bitson	Iowa	1989	14	1	235

*Led NCAA

**DAN BITSON
HOLDS THREE OF THE
TOP-10 RECEIVING
PERFORMANCES IN SCHOOL
HISTORY**



INTRO

PLAYERS

STAFF

REVIEW

AMERICAN ATHLETIC
CONFERENCE

OPPONENTS

HISTORY

RECORDS

Top-10 Single Season Performances

Rushing

	Player	Year	Att	Yards	Loss	Net	Avg
1.	Tarrion Adams	2008	247	1548	25	1523	6.2
2.	Micheal Gunter	1982	195	1487	23	1464	*7.5
3.	Howard Waugh	1952	164	1389	17	1372	8.4
4.	Trey Watts	2013	268	1381	52	1329	5.0
5.	Chris Hughley	1991	267	1342	16	1326	4.9
6.	Tarrion Adams	2007	219	1271	46	1225	5.6
7.	Gordon Brown	1985	169	1219	18	1201	7.1
8.	Micheal Gunter	1983	226	1219	21	1198	5.3
9.	Howard Waugh	1951	165	1134	16	1118	6.8
10.	Trey Watts	2012	186	1132	24	1108	6.0
11.	Ken Lacy	1982	199	1117	20	1097	5.5
12.	Brett Adams	1989	224	1102	31	1071	4.8

*Led NCAA

Passing

	Player	Year	Att	Com	Int	Pct	TD	Yards
1.	Paul Smith	2007	544	327	19	.601	47	5065
2.	David Johnson	2008	400	258	18	.645	46	4059
3.	G.J. Kinne	2010	460	275	10	.598	31	3650
4.	Billy Anderson	1965	509	296	14	.582	30	3464
5.	Dane Evans	2014	462	256	17	.554	23	3102
6.	G.J. Kinne	2011	390	247	12	.633	28	3090
7.	Gus Frerotte	1993	383	214	15	.559	21	2871
8.	Jerry Rhome	1964	326	224	4	.687	32	2870
9.	Paul Smith	2005	364	227	6	.624	20	2847
10.	G.J. Kinne	2009	210	345	10	.609	22	2732
11.	Paul Smith	2006	350	233	9	.666	15	2727
12.	Josh Blankenship	2000	379	196	11	.517	9	2507

Receiving

	Player	Year	Rec	Yards	TD	Avg
1.	Howard Twilley	1965	134	1779	16	13.2
2.	Chris Penn	1993	105	1578	12	15.0
3.	Dan Bitson	1989	73	1425	16	19.5
4.	Brennan Marion	2007	39	1244	11	31.9
5.	Garrett Mills	2005	87	1235	9	14.2
6.	Keevan Lucas	2014	101	1219	11	12.1
7.	Donald Shoals	2000	80	1195	5	14.9
8.	Howard Twilley	1964	95	1178	13	12.4
9.	Rick Eber	1967	78	1168	10	14.9
10.	Dan Bitson	1988	52	1138	9	21.9
11.	Damaris Johnson	2009	78	1131	3	14.5
12.	Brennan Marion	2008	43	1112	8	25.9
13.	Trae Johnson	2007	70	1088	13	15.5
14.	Damon Savage	1997	66	1084	6	16.4
15.	Charles Clay	2007	69	1024	7	14.8

Scoring

	Player	Year	TD	Pat	FG	TP
1.	Alex Singleton	2012	25	0	0	150
2.	Howard Twilley	1965	16	27	0	127
3.	Kevin Fitzpatrick	2010	0	63	16	111
4.	Howard Twilley	1964	13	32	0	110
5.	Jarod Tracy	2008	0	78	10	108
6.	Brad DeVault	2005	0	49	18	103
7.	Steve Gage	1985	17	0	0	102
8.	Stu Crum	1982	0	37	21	100
T9.	Bill Parsons	1951	16	0	0	96
T9.	Dan Bitson	1989	16	0	0	96
T9.	Courtney Tennial	2006	16	0	0	96
T9.	Kevin Fitzpatrick	2011	0	51	15	96


Passing Efficiency

(based on a minimum of 10 games)

	Player	Year	Eff.
1.	David Johnson	2008	178.7
2.	Ronnie Morris	1952	177.3
3.	Jerry Rhome	1964	172.6
4.	Paul Smith	2007	159.8
5.	G.J. Kinne	2011	147.4
6.	G.J. Kinne	2010	144.3
7.	Paul Smith	2005	142.9
8.	Dave Rader	1978	142.8
9.	G.J. Kinne	2009	142.6
10.	Paul Smith	2006	141.0
11.	T.J. Rubley	1991	139.2
12.	Glenn Dobbs	1942	138.8

Tulsa by the Decade

Years	Record	Percentage
1895-99	6-3-1	.650
1900-09	7-9-0	.438
1910-19	40-19-3	.669
1920-29	6-224-5	.709
1930-39	55-29-9	.640
1940-49	66-32-3	.668
1950-59	54-46-4	.538
1960-69	51-51-0	.500
1970-79	60-49-1	.550
1980-89	65-46-0	.586
1990-99	40-70-1	.365
2000-09	62-64-0	.492
2010-present	34-30-0	.531



GARRETT MILLS SET THE NCAA RECEIVING RECORD FOR A TIGHT END IN 2005 WITH 1,235 YARDS.



Top-10 Career Performances

Rushing

Player	Year	Att	Yards	Loss	Net	Avg	TD
1. Tarrion Adams	2005-08	623	3767	116	3651	5.9	32
2. Micheal Gunter	1980-83	568	3607	71	3536	6.2	32
3. Trey Watts	2010-13	673	3628	113	3515	5.2	18
4. Eric Richardson	2000-03	566	3714	162	2645	4.7	26
5. Howard Waugh	1950-52	353	2630	33	2597	7.4	18
6. Solomon White	1993-96	599	2769	216	2553	4.3	25
7. Ja'Terian Douglas	2010-13	405	2651	118	2533	6.3	16
8. Uril Parrish	2002-05	543	2609	144	2465	4.5	25
9. Ken Lacy	1979-82	450	2351	79	2272	5.1	20
10. Gordon Brown	1984-85	328	2236	40	2196	6.7	10
11. Brett Adams	1987-90	506	2220	99	2121	4.2	10
12. Steve Gage	1983-86	576	2724	628	2096	3.6	30

Passing

Player	Years	Att	Comp	Int	Pct	TD	Yds
1. Paul Smith	2003-07	1292	808	35	.625	83	10,936
2. G.J. Kinne	2009-11	1195	732	32	.612	81	9472
3. T.J. Rubley*	1987-91	1336	682	54	.510	73	9324
4. John Fitzgerald	1994-98	880	475	37	.553	25	5822
5. Gus Frerotte	1990-93	860	432	38	.502	32	5480
6. Josh Blankenship	1999-01	844	443	32	.524	21	5273
7. James Kilian	2001-04	758	410	30	.541	36	4865
8. Jerry Rhome	1963-64	584	374	17	.640	42	4779
9. David Johnson	2005-08	463	299	19	.645	48	4531
10. Jeb Blount	1973-75	587	319	32	.543	35	4343
11. Dane Evans	2013-pres.	657	340	27	.517	27	4000
12. Cody Green	2012-13	630	345	19	.548	24	3931
13. Ronnie Morris	1950-52	403	213	29	.529	32	3724

*includes stats from three games in his medical hardship year of 1990

Receiving

Player	Years	Rec	Yards	Avg	TD
1. Howard Twilley	1963-65	261	3343	12.8	32
2. Dan Bitson	1987-89, '91	163	3300	20.2	29
3. Damon Savage	1996-99	212	2952	13.9	16
4. Damaris Johnson	2008-10	188	2746	14.6	17
5. Wes Caswell	1993-98	196	2562	13.1	13
6. Charles Clay	2007-10	189	2544	13.5	28
7. Donald Shoals	1999-01	185	2441	13.2	11
8. Garrett Mills	2002-05	201	2389	11.9	23
9. Steve Largent	1973-75	136	2385	17.5	32
10. Trae Johnson	2007-10	142	2372	16.7	27
11. Chris Penn	1991, '93	142	2370	16.7	17
12. Brennan Marion	2007-08	82	2356	28.7	19
13. Harry Wood	1966-68	138	2154	15.6	20
14. Rick Eber	1966-67	119	1902	16.0	15

Scoring

Player	Years	TD	PAT	FG	Pts
1. Kevin Fitzpatrick	2008-11	0	164	45	299
2. Jarod Tracy	2004-08	0	202	28	286
3. Jason Staurovsky	1981-85	0	122	53	281
4. Brad DeVault	2002-05	0	142	46	280
5. Stu Crum	1978-82	0	119	49	266
6. Alex Singleton	2009-12	44	0	0	264
7. Howard Twilley	1963-65	32	67	0	259
8. David Fuess	1986-89	0	97	51	250
9. James Anderson	1993-97	0	98	50	248
10. Tarrion Adams	2005-08	39	0	0	234
11. Charles Clay	2007-10	38	1(2pt)	0	230

Total Offense

Player	Years	Rush	Yds	Pass	Yds	Total Plays	Total Yds
1. Paul Smith	2003-07	328	666	1292	10,936	1620	11,602
2. G.J. Kinne	2009-11	434	1359	1195	9472	1629	10,831
3. T.J. Rubley*	1987-91	205	-244	1336	9324	1541	9080
4. John Fitzgerald	1994-98	206	436	880	5822	1086	6258
5. James Kilian	2001-04	329	1083	410	4865	739	5948
6. Gus Frerotte	1990-93	163	73	860	5480	1023	5553
7. Steve Gage	1983-86	576	2096	459	3354	1035	5450
8. Josh Blankenship	1999-01	175	-6	844	5273	1019	5267
9. Jerry Rhome	1963-64	221	321	584	4779	805	5104
10. David Johnson	2005-08	108	232	463	4531	571	4763
11. Ronnie Morris	1960-62	226	698	403	3724	629	4422

*includes stats from three games in his medical hardship year of 1990

Passing Efficiency

Player	Years	Eff.
1. David Johnson	2005-08	175.4
2. Jerry Rhome	1963-64	150.7
3. Paul Smith	2003-07	149.4
4. G.J. Kinne	2009-11	144.8
5. Ronnie Morris	1950-52	142.3
6. Billy Anderson	1964-65	129.0
7. Dave Rader	1975-78	126.9
8. Jeb Blount	1972-75	125.2
9. Kenny Jackson	1978-81	120.2
10. T.J. Rubley	1987-91	119.6

Field Goals

Player	Years	FG
1. Jason Staurovsky	1981, 83-85	53
2. David Fuess	1986-89	51
3. James Anderson	1994-97	50
4. Stu Crum	1978-80, '82	49
5. Brad DeVault	2002-05	46
6. Kevin Fitzpatrick	2008-11	45
7. Eric Lange	1991-92	35
8. Jarod Tracy	2004-08	28
8. Carl Salazar	2013-14	28
10. Chris Earnest	1998-01	24
11. Sam Henry	1970-72	22
12. Steve Cox	1976-77	19

Tackles

Player	Years	Solos	Assists	Total
1. Nelson Coleman	2003-07	202	211	413
2. Shawn Jackson	2010-13	247	154	401
3. Michael White	1987, '89-91	227	162	389
4. Robert Tennon	1976, '78-80	204	184	388
5. Lovie Smith	1976-79	156	211	367
6. Cornelius Arnick	2008-11	210	146	356
7. Chris Chamberlain	2004-07	209	143	352
8. Don Blackmon	1976, '78-80	166	170	336
9. Ashon Farley	1997-00	188	143	331
10. Muadianvita Kazadi	1993-96	170	158	328
11. Nick Bunting	2003-06	163	164	327
12. Dennis Byrd	1985-88	151	170	321
13. Dexter McCoil	2009-12	186	130	316
14. Levi Gillen	1994-97	198	113	311
15. DeAndre Brown	2008-09, '11-12	172	136	308

INTRO

PLAYERS

STAFF

REVIEW

AMERICAN ATHLETIC
CONFERENCE


OPPONENTS

HISTORY

RECORDS

Top Crowds to See Tulsa Play

	Attendance	Score	Stadium	Site	Date
1.	85,260	#1 Oklahoma 47, Tulsa 14	Memorial Stadium	Norman, Okla.	Sept. 3, 2011
2.	84,803	#12 Oklahoma 45, Tulsa 0	Memorial Stadium	Norman, Okla.	Sept. 19, 2009
3.	84,229	#14 Oklahoma 51, Tulsa 20	Memorial Stadium	Norman, Okla.	Sept. 14, 2013
4.	83,877	#18 Oklahoma 31, Tulsa 15	Memorial Stadium	Norman, Okla.	Sept. 10, 2005
5.	80,795	Tulsa 28, Notre Dame 27	Notre Dame Stadium	South Bend, Ind.	Oct. 30, 2010
6.	75,008	#8 Oklahoma 28, Tulsa 18	Memorial Stadium	Norman, Okla.	Sept. 24, 1983
7.	74,911	#3 Oklahoma 58, Tulsa 0	Memorial Stadium	Norman, Okla.	Nov. 3, 2001
8.	72,173	Florida 52, Tulsa 0	Florida Field	Gainesville, Fla.	Sept. 12, 1987
9.	71,187	#3 Oklahoma 49, Tulsa 13	Memorial Stadium	Norman, Okla.	Sept. 22, 1979
10.	70,325	#11 Oklahoma 52, Tulsa 10	Memorial Stadium	Norman, Okla.	Sept. 22, 1990
11.	70,021	Arkansas 30, Tulsa 23	Razorback Stadium	Fayetteville, Ark.	Nov. 1, 2008
12.	70,000	#7 Tennessee 14, Tulsa 7	Sugar Bowl	New Orleans, La.	Jan. 1, 1943
13.	69,442	Arkansas 45, Tulsa 13	Razorback Stadium	Fayetteville, Ark.	Sept. 6, 2003
14.	69,000	#13 Georgia Tech 20, Tulsa 18	Sugar Bowl	New Orleans, La.	Jan. 1, 1944
15.	68,384	Tulsa 31, Oklahoma 24	Memorial Stadium	Norman, Okla.	Sept. 28, 1996
16.	67,770	Iowa 30, Tulsa 22	Kinnick Stadium	Iowa City, Iowa	Sept. 30, 1989
17.	67,647	#7 Texas A&M 62, Tulsa 13	Kyle Field	College Station, Texas	Sept. 18, 1999
18.	67,256	Tennessee 17, Tulsa 10	Neyland Stadium	Knoxville, Tenn.	Oct. 5, 1974
19.	67,121	#10 Oklahoma 41, Tulsa 20	Memorial Stadium	Norman, Okla.	Sept. 25, 1993
20.	66,431	Iowa 26, Tulsa 25	Kinnick Stadium	Iowa City, Iowa	Sept. 4, 1993
21.	64,893	Iowa 54, Tulsa 16	Kinnick Stadium	Iowa City, Iowa	Sept. 13, 1997
22.	64,451	Arkansas 19, Tulsa 15	Razorback Stadium	Fayetteville, Ark.	Nov. 3, 2012
23.	64,327	#8 Brigham Young 38, Tulsa 15	Cougar Stadium	Provo, Utah	Sept. 15, 1984
24.	64,200	Brigham Young 49, Tulsa 39	Cougar Stadium	Provo, Utah	Nov. 8, 1997
25.	63,754	Brigham Young 45, Tulsa 35	Cougar Stadium	Provo, Utah	Nov. 4, 1995
26.	62,517	Tennessee 38, Tulsa 3	Neyland Stadium	Knoxville, Tenn.	Oct. 30, 1971
27.	60,126	Tulsa 20, Florida 10	Florida Field	Gainesville, Fla.	Oct. 27, 1979
28.	58,926	#7 Texas A&M 19, Tulsa 9	Kyle Field	College Station, Texas	Sept. 12, 1992
29.	57,067	#3 Texas A&M 52, Tulsa 9	Kyle Field	College Station, Texas	Sept. 16, 1995
30.	56,627	Brigham Young 49, Tulsa 24	LaVell Edwards Stadium	Provo, Utah	Sept. 9, 2006
31.	55,263	Tulsa 20, Missouri 17	Memorial Stadium	Columbia, Mo.	Sept. 3, 1994
32.	55,112	Arkansas 24, Tulsa 0	War Memorial Stadium	Little Rock, Ark.	Sept. 21, 1985
33.	54,931	Iowa State 38, Tulsa 23	Jack Trice Stadium	Ames, Iowa	Sept. 1, 2012
33.	54,894	Tulsa 31, Fresno State 24	Liberty Bowl Stadium	Memphis, Tenn.	Dec. 31, 2005



TULSA DEFEATED NOTRE DAME IN THE 2010 SEASON BY A SCORE OF 28-27 IN FRONT OF THE FIFTH LARGEST CROWD (80,795) TO SEE A GOLDEN HURRICANE FOOTBALL GAME.



Series Records Against All Opponents

Opponent	W	L	T	First Game	Last Game
Air Force Academy	3	3	0	1957	1998
Alabama	0	3	0	1953	1962
Arizona	2	0	0	1958	1960
Arkansas	16	53	3	1898	2012
Arkansas State	2	2	0	1978	2003
Arkansas Tech	1	2	0	1922	1924
Army	1	0	0	2007	2007
Austin College (TX)	0	2	0	1923	1924
Bacone Jr. College (OK)	4	0	0	1895	1900
Baylor	4	5	0	1940	2002
Bowling Green	3	1	0	1989	2013
Boise State	0	6	0	2001	2011
Bradley	2	0	0	1949	1950
Brigham Young	1	6	0	1971	2007
Broken Arrow Prep (OK)	0	1	0	1910	1910
Burleson College (TX)	1	0	0	1919	1919
Camp Funston (KS)	0	1	0	1917	1917
Catholic University (DC)	1	1	0	1939	1940
Centenary (LA)	2	1	1	1934	1939
Central Arkansas	2	0	0	2008	2010
Central Michigan	1	1	0	1986	1987
Central State (OK)	8	3	0	1919	1938
Chillico Indians (OK)	2	0	0	1920	1921
Cincinnati	16	13	2	1946	1997
Claremore Prep (OK)	5	1	0	1908	1914
Colorado	0	1	0	1969	1969
Colorado State	5	4	0	1965	2014
Creighton	5	0	0	1931	1942
Cumberland College (AR)	1	0	0	1916	1916
Des Moines	1	0	0	1923	1923
Denver	0	1	0	1917	1917
DePaul	2	0	0	1927	1928
Detroit	6	10	1	1928	1959
Drake	20	1	0	1935	1985
Drury (MO)	0	1	0	1917	1917
East Carolina	5	7	0	1984	2014
East Central (OK)	6	0	0	1914	1921
East Tennessee State	1	0	0	1995	1995
Eastern Okla. Jr. College	1	0	0	1915	1915
Epworth College (OK)	0	1	0	1905	1905
Euclid Indians (OK)	2	0	0	1912	1913
FAU	0	1	0	2014	2014
Florida	1	4	0	1948	1987
Florida State	0	5	0	1969	1985
Fort Smith Prep (AR)	1	0	0	1905	1905
Fresno State	2	4	0	1999	2012
Fullerton State (CA)	1	0	0	1986	1986
Georgetown	1	3	0	1923	1950
George Washington (DC)	5	2	0	1930	1937
Georgia	0	2	0	1945	1960
Georgia Tech	1	2	0	1943	2004
Hardin-Simmons	9	3	0	1951	1962
Haskell A&M (OK)	1	0	0	1913	1913
Haskell Indian School (KS)	5	8	0	1915	1931
Hawaii	4	5	0	1951	2010
Hendrix College (AR)	2	0	0	1930	1931
Hondo AFB (TX)	1	0	0	1945	1945
Houston	18	21	0	1950	2014
Idaho	1	0	0	1970	1970
Idaho State	2	0	0	1967	1970
Illinois State	2	0	0	1983	1984
Indiana	0	1	0	1945	1945
Indiana State	6	0	0	1975	2001
Iowa	1	3	0	1989	1997

Opponent	W	L	T	First Game	Last Game
Iowa Pre-Flight	0	1	0	1944	1944
Iowa State	1	3	0	1961	2013
Kansas	6	4	0	1933	2004
Kansas City Veterinary	1	0	0	1916	1916
Kansas State	11	6	1	1934	1988
Kingfisher College (OK)	2	0	0	1920	1921
Krebs Prep (OK)	1	0	0	1900	1900
Long Beach State	1	0	0	1985	1985
Louisiana-Lafayette	4	5	0	1977	1992
Louisiana-Monroe	2	1	0	1977	2007
Louisiana Tech	3	7	0	1986	2013
Louisville	14	12	0	1962	1994
Manhattan College (NY)	0	0	1	1937	1937
Marquette	2	1	0	1951	1956
Marshall	4	1	0	2007	2013
McMurry (TX)	2	0	0	1949	1950
McNeese State	0	2	0	1976	1979
Memphis	10	15	0	1961	2014
Mexico City University	1	0	0	1931	1931
Miami (FL)	1	3	0	1944	1991
Minnesota	0	2	0	2003	2005
Mississippi	3	0	0	1932	1964
Missouri	1	1	0	1994	1997
Missouri-Rolla	4	0	0	1916	1932
Montana	1	0	0	1972	1972
Montana State	3	0	0	1963	1990
Mounds Prep (OK)	1	0	0	1910	1910
Muskogee Prep (OK)	0	2	0	1908	1908
Navy	1	1	0	2004	2006
Nevada	2	4	0	1945	2004
Nevada-Las Vegas	3	0	0	1988	1988
New Mexico	4	2	0	1986	2009
New Mexico State	15	4	0	1946	2001
Nicholls State	1	0	0	2012	2012
Northeastern State (OK)	5	6	0	1896	1926
Northeastern Okla. A&M	1	0	0	1920	1920
North Dakota State	1	0	0	1941	1941
North Texas	18	7	0	1944	2013
Northern Arizona	0	1	0	1987	1987
Northern JC (OK)	2	0	0	1914	1925
Northwestern State (OK)	9	0	1	1914	1928
Northwest Louisiana	1	0	0	1983	1983
Notre Dame	1	0	0	2010	2010
Ohio	1	0	0	1991	1991
Oklahoma Baptist	9	1	1	1919	1932
Oklahoma City	10	2	0	1912	1933
Oklahoma	7	19	1	1914	2014
Oklahoma State	28	39	5	1914	2011
Oregon	0	1	0	1989	1989
Osage Indians (OK)	0	1	0	1908	1908
Ozarks College (AR)	1	0	0	1924	1924
Pacific	2	1	0	1953	1957
Parsons College (KS)	1	0	0	1927	1927
Phillips University (OK)	8	3	2	1916	1932
Pittsburg (KS)	2	1	1	1913	1917
Randolph AFB (TX)	1	0	0	1942	1942
Rice	10	8	1	1937	2013
Richmond	1	0	0	1976	1976
Sam Houston State	1	0	0	2009	2009
San Diego State	2	2	0	1977	1998
San Jose State	3	3	0	1999	2004
San Francisco	1	1	0	1949	1950
SMU	8	13	0	1935	2014

INTRO

PLAYERS

STAFF

REVIEW

AMERICAN ATHLETIC
CONFERENCE

OPPONENTS

HISTORY

RECORDS

Opponent	W	L	T	First Game	Last Game
South Carolina	0	1	0	1948	1948
South Dakota	1	0	0	1927	1927
Southeastern Okla.	6	0	0	1915	1928
Southern Illinois	7	2	0	1963	1984
Southern Miss	4	3	1	1991	2010
SW Missouri State	7	0	0	1990	2004
Southwestern Okla.	1	0	0	1922	1922
Southwestern Texas	1	0	1	1943	1944
St. Edward's (TX)	0	2	0	1923	1924
St. Gregory's (OK)	2	0	0	1916	1920
St. John's (KS)	1	0	0	1923	1923
St. Louis	4	0	1	1938	1942
Stephen F. Austin	1	0	0	2006	2006
Tampa	3	1	0	1966	1974
Temple	2	1	0	1987	2014
Tennessee	0	5	0	1942	1974
Tennessee Medics	1	1	1	1923	1925
Tennessee Tech	1	0	0	1986	1986
Texas A&M	2	6	0	1922	1999
Texas Christian	5	14	0	1921	2000
Texas State	1	1	0	2003	2014
Texas Tech	12	11	0	1941	1987
Trinity (TX)	1	0	0	1919	1919
Toledo	1	1	0	1962	1964
Tulane	9	2	0	1968	2014
Tulsa Central Prep (OK)	1	2	0	1908	1913
UAB	4	0	0	2007	2012
UCF (Central Florida)	5	3	0	2005	2014
USF (South Florida)	0	1	0	2014	2014
Utah	2	1	0	1943	1997
UTEP (Texas-El Paso)	14	8	0	1988	2013
UTSA	0	1	0	2013	2013
Villanova	3	0	0	1949	1952
Virginia Tech	3	1	0	1970	1978
Waco AFB (TX)	1	0	0	1942	1942
Wake Forest	0	3	0	1967	1989
Washburn (KS)	6	0	0	1929	1940
Washington (MO)	3	0	0	1937	1942
West Texas State	13	1	1	1945	1985
West Virginia	0	1	0	1998	1998
Wichita State	32	13	1	1928	1986
Wyoming	2	3	0	1954	1998

BOLD – Indicates 2015 opponents

Tulsa in Overtime

Overall: 5-5 • Home: 4-3 • Road: 1-2
30T: 0-2 • 20T: 1-1 • 10T: 4-2

Year	Opponent	W/L	Score	OTs
2004	@ Nevada	L	48-54	3
2004	@ SMU	L	35-41	1
2005	Memphis	W	37-31	1
2006	@ Navy	W	24-23	1
2006	Rice	L	38-41	2
2009	Memphis	W	33-30	1
2012	UCF*	W	33-27	1
2013	Rice	L	27-30	1
2014	Tulane	W	38-31	2
2014	Texas State	L	34-37	3

Tulsa's All-Time Head Coaching Records

Coach	Years	G	W	L	T	Pct
Norman Leard	1895-97	7	5	2	0	.714
Fred Taylor	1898-99	3	1	1	1	.500
Harvey Allen	1912	4	1	3	0	.250
George Evans	1913	7	5	2	0	.714
Sam McBirney	1908, 1914-16	32	25	6	1	.806
Hal Medford	1917	9	0	8	1	.000
Arthur Smith	1918	3	1	2	0	.333
Francis Schmidt	1919-21	29	24	3	2	.889
Howard Acher	1922-24	25	12	11	2	.522
Elmer Henderson	1925-35	100	70	25	5	.737
Vic Hurt	1936-38	29	15	9	5	.625
Chet Benefiel	1939-40	20	11	8	1	.589
Henry Frnka	1941-45	50	40	9	1	.816
J. O. Brothers	1946-52	74	45	25	4	.635
Bernie Witucki	1953-54	21	3	18	0	.143
Bobby Dobbs	1955-60	60	30	28	2	.517
Glenn Dobbs	1961-68	82	45	37	0	.549
Vince Carillot	1969	10	1	9	0	.100
Claude Gibson	1970-72	27	11	16	0	.407
F. A. Dry	1972-76	50	31	18	1	.633
John Cooper	1977-84	88	57	31	0	.648
Don Morton	1985-86	22	13	9	0	.591
George Henshaw	1987	11	3	8	0	.273
David Rader	1988-99	130	49	80	1	.376
Pat Henderson	1999	4	1	3	0	.250
Keith Burns	2000-02	35	7	28	0	.200
Steve Kragthorpe	2003-06	51	29	22	0	.569
Todd Graham	2007-10	53	36	17	0	.679
Bill Blankenship	2011-14	51	24	27	0	.471

Top-10 Winningest Coaches

(based on victories)

Coach	Years	W	L	T	Pct
1. Elmer Henderson	1925-35	70	25	5	.737
2. John Cooper	1977-84	57	31	0	.648
3. David Rader	1988-99	49	80	1	.376
4. J. O. Brothers	1946-52	45	25	4	.635
5. Glenn Dobbs	1961-68	45	37	0	.549
6. Henry Frnka	1941-45	40	9	1	.816
7. Todd Graham	2007-10	36	17	0	.679
8. F. A. Dry	1972-76	31	18	1	.633
9. Bobby Dobbs	1955-60	30	28	2	.517
10. Steve Kragthorpe	2003-06	29	22	0	.569
11. Sam McBirney	1914-16	25	6	1	.806

(based on winning percentage)

Coach	Years	G	W	L	T	Pct
1. Francis Schmidt	1919-21	29	24	3	2	.889
2. Henry Frnka	1941-45	50	40	9	1	.816
3. Sam McBirney	1914-16	32	25	6	1	.806
4. Elmer Henderson	1925-35	100	70	25	5	.737
T5. Norman Leard	1895-97	7	5	2	0	.714
T5. George Evans	1913	7	5	2	0	.714
7. Todd Graham	2007-10	53	36	17	0	.679
8. John Cooper	1977-84	88	57	31	0	.648
9. J.O. Brothers	1946-52	74	45	25	4	.635
10. F. A. Dry	1972-76	50	31	18	1	.633



Season-By-Season Review

Year	Coach	W	L	T	Points TU - Opp.	Home	Away	Neut.	Conf. Record	Conf. Place	Bowl (Win/Loss)
1895	Norman Leard	1	0	0	-	1-0	0-0	-	-	-	
1896	Norman Leard	2	1	0	-	2-0	0-1	-	-	-	
1897	Norman Leard	2	1	0	-	2-0	0-1	-	-	-	
1898	Fred Taylor	1	0	0	-	1-0	0-0	-	-	-	
1899	Fred Taylor	0	1	1	0-11	0-0-1	0-1	-	-	-	
1900	unknown	2	1	0	43-23	2-0	0-1	-	-	-	
1901	unknown	0	1	0	0-48	0-0	0-1	-	-	-	
1902	unknown	0	1	0	0-33	0-1	0-0	-	-	-	
1903	no team										
1904	no team										
1905	unknown	1	2	0	10-24	1-1	0-1	-	-	-	
1906	no team										
1907	no team										
1908	Sam McBirney	2	3	0	80-43	1-1	1-2	-	-	-	
1909	unknown	2	1	0	23-33	1-0	1-1	-	-	-	
1910	unknown	2	1	0	9-11	1-0	1-1	-	-	-	
1911	no team										
1912	Harvey Allen	1	3	0	75-103	0-1	1-2	-	-	-	
1913	George Evans	5	2	0	271-59	3-1	2-1	-	-	-	
1914	Sam McBirney	7	2	0	261-48	2-1	5-1	-	3-2, OCC	3rd	
1915	Sam McBirney	6	1	1	257-33	3-1	3-0-1	-	4-1-1, OCC	2nd	
1916	Sam McBirney	10	0	0	566-40	7-0	3-0	-	4-0, OCC	1st	
1917	Hal Medford	0	8	1	66-221	0-4-1	0-4	-	DNP	-	
1918	Arthur Smith	1	2	0	9-56	0-1	1-1	-	DNP	-	
1919	Francis Schmidt	8	0	1	594-27	6-0	2-0-1	-	5-0-1, OCC	1st	
1920	Francis Schmidt	10	0	1	621-21	8-0	2-0-1	-	6-0-1, OCC	1st	
1921	Francis Schmidt	6	3	0	257-95	5-1	1-1	0-1	5-1, OCC	2nd	
1922	Howard Acher	9	0	0	157-60	5-0	3-0	1-0	4-0, OCC	1st	
1923	Howard Acher	2	5	1	107-165	2-3	0-2-1	-	DNP	-	
1924	Howard Acher	1	6	1	17-133	1-4-1	0-2	-	DNP	-	
1925	Elmer Henderson	6	2	0	128-91	4-2	2-0	-	4-0, OCC	1st	
1926	Elmer Henderson	7	2	0	169-56	5-2	2-0	-	5-1, OCC	2nd	
1927	Elmer Henderson	8	1	0	201-84	6-1	2-0	-	3-1-1, OCC	2nd	
1928	Elmer Henderson	7	2	1	273-73	6-2	1-0-1	-	3-1-1, OCC	2nd	
1929	Elmer Henderson	6	3	1	107-81	4-1	2-2-1	-	4-0-1, Big 4	1st	
1930	Elmer Henderson	7	2	0	171-79	6-2	1-0	-	3-0, Big 4	1st	
1931	Elmer Henderson	8	3	0	255-55	6-3	2-0	-	2-1, Big 4	2nd	
1932	Elmer Henderson	7	1	1	175-36	6-0-1	1-1	-	3-0, Big 4	1st	
1933	Elmer Henderson	6	1	0	93-19	4-1	2-0	-	DNP	-	
1934	Elmer Henderson	5	2	1	106-39	5-1-1	0-1	-	DNP	-	
1935	Elmer Henderson	3	6	1	58-94	2-4-1	1-2	-	3-0, MVC	1st	

INTRO

PLAYERS

STAFF

REVIEW

AMERICAN ATHLETIC
CONFERENCE

OPPONENTS

HISTORY

RECORDS

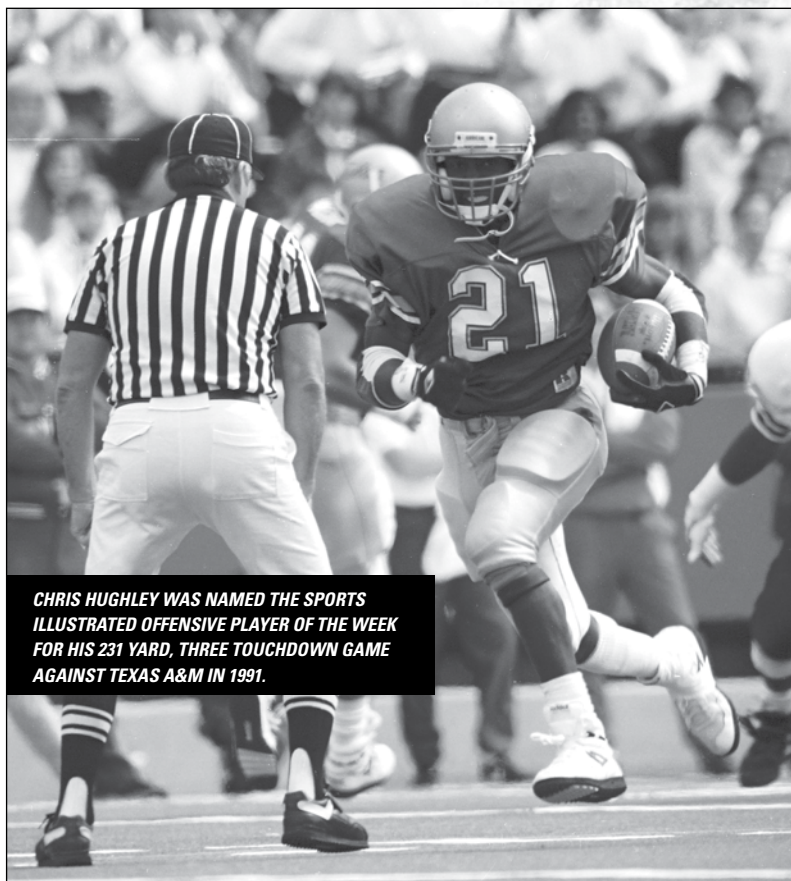
Year	Coach	W	L	T	Points TU - Opp.	Home	Away	Neut.	Conf. Record	Conf. Place	Bowl (Win/Loss)
1936	Vic Hurt	5	2	2	154-56	4-2-1	1-0-1	-	3-0, MVC	1st	
1937	Vic Hurt	6	2	2	195-90	4-1-1	2-1-1	-	3-0, MVC	1st	
1938	Vic Hurt	4	5	1	115-148	3-0-1	1-4	0-1	3-1, MVC	1st	
1939	Chet Benefiel	4	5	1	94-104	3-3-1	1-2	-	2-1-1, MVC	3rd	
1940	Chet Benefiel	7	3	0	166-112	5-1	2-1	0-1	4-0, MVC	1st	
1941	Henry Frnka	8	2	0	194-65	5-1	2-1	1-0	4-0, MVC	1st	Sun (W)
1942	Henry Frnka	10	1	0	434-46	6-0	4-0	0-1	5-0, MVC	1st	Sugar (L)
1943	Henry Frnka	6	1	1	269-52	4-0-1	2-0	0-1	1-0, MVC	1st	Sugar (L)
1944	Henry Frnka	8	2	0	380-128	5-2	1-0	2-0	0-1, MVC	2nd	Orange (W)
1945	Henry Frnka	8	3	0	275-84	7-0	1-2	0-1	2-1, MVC	2nd	Oil (L)
1946	J. O. Brothers	9	1	0	295-83	7-0	2-1	-	3-0, MVC	1st	
1947	J. O. Brothers	5	5	0	143-128	4-3	1-2	-	3-0, MVC	1st	
1948	J. O. Brothers	0	9	1	135-330	0-6	0-3-1	-	0-1-1, MVC	4th	
1949	J. O. Brothers	5	5	1	223-233	4-2	1-3-1	-	1-2-1, MVC	5th	
1950	J. O. Brothers	9	1	1	339-124	5-0-1	4-1	-	3-0-1, MVC	1st	
1951	J. O. Brothers	9	2	0	371-200	7-0	2-2	-	4-0, MVC	1st	
1952	J. O. Brothers	8	2	1	341-197	6-0-1	2-1	0-1	3-1, MVC	2nd	Gator (L)
1953	Bernie Witucki	3	7	0	117-258	2-3	1-4	-	1-3, MVC	4th	
1954	Bernie Witucki	0	11	0	118-333	0-5	0-6	-	0-4, MVC	4th	
1955	Bobby Dobbs	2	7	1	124-232	1-3-1	1-4	-	1-3, MVC	4th	
1956	Bobby Dobbs	7	2	1	169-67	6-0-1	1-2	-	2-1-1, MVC	2nd	
1957	Bobby Dobbs	4	6	0	110-145	2-3	2-3	-	2-3, MVC	3rd	
1958	Bobby Dobbs	7	3	0	216-100	5-1	2-2	-	2-2, MVC	3rd	
1959	Bobby Dobbs	5	5	0	137-164	5-1	0-4	-	2-2, MVC	3rd	
1960	Bobby Dobbs	5	5	0	169-230	2-3	3-2	-	2-1, MVC	2nd	
1961	Glenn Dobbs	2	8	0	91-205	2-3	0-5	-	1-2, MVC	2nd	
1962	Glenn Dobbs	5	5	0	219-181	4-2	1-3	-	3-0, MVC	1st	
1963	Glenn Dobbs	5	5	0	214-241	4-2	1-3	-	2-2, MVC	3rd	
1964	Glenn Dobbs	9	2	0	398-140	5-0	3-2	1-0	3-1, MVC	2nd	Bluebonnet (W)
1965	Glenn Dobbs	8	3	0	321-171	4-0	4-2	0-1	4-0, MVC	1st	Bluebonnet (L)
1966	Glenn Dobbs	6	4	0	220-203	4-0	2-4	-	3-1, MVC	1st	
1967	Glenn Dobbs	7	3	0	304-155	4-1	3-2	-	3-1, MVC	2nd	
1968	Glenn Dobbs	3	7	0	149-314	2-2	1-5	-	2-3, MVC	3rd	
1969	Vince Carillot	1	9	0	183-377	1-3	0-6	-	1-4, MVC	6th	
1970	Claude Gibson	6	4	0	187-178	6-0	0-4	-	3-1, MVC	2nd	
1971	Claude Gibson	4	7	0	173-297	1-4	3-3	-	3-2, MVC	2nd	
1972	Gibson (1-5)/Dry (3-2)	4	7	0	195-269	3-2	1-5	-	3-2, MVC	3rd	
1973	F.A. Dry	6	5	0	258-193	5-0	1-5	-	5-1, MVC	1st	
1974	F.A. Dry	8	3	0	285-204	5-0	3-3	-	6-0, MVC	1st	
1975	F.A. Dry	7	4	0	368-181	4-2	3-2	-	4-0, MVC	1st	
1976	F.A. Dry	7	4	1	253-208	3-1-1	4-2	0-1	2-1-1, MVC	1st	Independence (L)
1977	John Cooper	3	8	0	192-398	2-2	1-6	-	2-3, MVC	4th	
1978	John Cooper	9	2	0	289-203	6-0	3-2	-	4-1, MVC	2nd	
1979	John Cooper	6	5	0	195-221	3-2	3-3	-	DNP	-	
1980	John Cooper	8	3	0	243-196	5-0	3-3	-	4-1, MVC	1st	
1981	John Cooper	7	4	0	304-196	5-1	2-3	-	5-1, MVC	1st	
1982	John Cooper	10	1	0	312-196	5-0	5-1	-	6-0, MVC	1st	
1983	John Cooper	8	3	0	297-185	6-0	2-3	-	5-0, MVC	1st	
1984	John Cooper	6	5	0	261-206	3-2	3-3	-	5-0, MVC	1st	
1985	Don Morton	6	5	0	274-328	4-1	2-4	-	5-0, MVC	1st	
1986	Don Morton	7	4	0	293-186	5-1	2-3	-	-	-	



Year	Coach	W	L	T	Points TU - Opp.	Home	Away	Neut.	Conf. Record	Conf. Place	Bowl (Win/Loss)
1987	George Henshaw	3	8	0	175-371	1-3	2-5	-	-	-	
1988	David Rader	4	7	0	254-318	3-1	1-6	-	-	-	
1989	David Rader	6	6	0	302-271	5-0	1-5	0-1	-	-	Independence (L)
1990	David Rader	3	8	0	183-281	2-3	1-5	-	-	-	
1991	David Rader	10	2	0	305-208	6-1	3-1	1-0	-	-	Freedom (W)
1992	David Rader	4	7	0	240-303	4-2	0-5	-	-	-	
1993	David Rader	4	6	1	262-259	1-3-1	3-3	-	-	-	
1994	David Rader	3	8	0	244-384	2-3	1-5	-	-	-	
1995	David Rader	4	7	0	233-300	3-2	1-5	-	-	-	
1996	David Rader	4	7	0	245-333	2-3	2-4	-	2-6, WAC	7th	
1997	David Rader	2	9	0	258-426	1-4	1-5	-	2-6, WAC	7th	
1998	David Rader	4	7	0	222-258	3-3	1-4	-	2-6, WAC	7th	
1999	David Rader (1-6)/ Pat Henderson (1-3)	2	9	0	230-386	1-5	1-4	-	1-6, WAC	8th	
2000	Keith Burns	5	7	0	240-283	3-3	2-4	-	4-4, WAC	5th	
2001	Keith Burns	1	10	0	191-387	1-5	0-5	-	0-8, WAC	10th	
2002	Keith Burns	1	11	0	233-417	1-5	0-6	-	1-7, WAC	9th	
2003	Steve Kragthorpe	8	5	0	400-361	5-1	3-3	0-1	6-2, WAC	2nd	Humanitarian (L)
2004	Steve Kragthorpe	4	8	0	345-398	4-2	0-6	-	3-5, WAC	6th	
2005	Steve Kragthorpe	9	4	0	430-305	3-2	5-2	1-0	6-2, C-USA	1st	AutoZone Liberty (W)
2006	Steve Kragthorpe	8	5	0	360-262	5-1	3-3	0-1	5-3, C-USA	3rd/West	Armed Forces (L)
2007	Todd Graham	10	4	0	576-467	5-1	4-3	1-0	6-2, C-USA	1st/West	GMAC (W)
2008	Todd Graham	11	3	0	661-391	6-1	4-2	1-0	7-1, C-USA	1st/West	GMAC (W)
2009	Todd Graham	5	7	0	351-328	2-4	3-3	0-0	3-5, C-USA	T3rd/West	
2010	Todd Graham	10	3	0	538-394	6-0	4-3	0-0	6-2, C-USA	T1st/West	Sheraton Hawaii (W)
2011	Bill Blankenship	8	5	0	430-355	4-2	4-2	0-1	7-1, C-USA	2nd/West	Armed Forces (L)
2012	Bill Blankenship	11	3	0	486-331	7-0	3-3	1-0	7-1, C-USA	1st	AutoZone Liberty (W)
2013	Bill Blankenship	3	9	0	243-365	1-5	2-4	0-0	2-6, C-USA	6th	
2014	Bill Blankenship	2	10	0	296-471	2-4	0-6	0-0	2-6, AAC	T8th	

Tulsa Won-Lost Records

	Wins	Losses	Ties
116-Year Record (1101 games)	602	472	27
Home Record (596 games)	400	181	17
Road Record (482 games)	192	280	10
Neutral Site Record (23 games)	10	13	0
Skelly Field Record (486 games)	321	151	14
Conference Record (425 games)	273	141	12



CHRIS HUGHLEY WAS NAMED THE SPORTS ILLUSTRATED OFFENSIVE PLAYER OF THE WEEK FOR HIS 231 YARD, THREE TOUCHDOWN GAME AGAINST TEXAS A&M IN 1991.

INTRO

PLAYERS

STAFF

REVIEW

AMERICAN ATHLETIC
CONFERENCE

OPPONENTS

HISTORY

RECORDS

Tulsa Athletic Hall of Fame Inductees

1982

Glenn Dobbs, Football 194-042
Ivan Grove, Football 1914-16-19
Bob Patterson, Basketball 1953-55

1983

Chet Benefiel, Football 1928-31
Madison Blevins, Football 1914-16
Gerin Cameron, Tennis 1936-38
Henry Frnka, Football Coach 1940-46
Ellis Jones, Football 1942-44
Marvin Matuszak, Football 1951-52
Ishmael Pilkington, Football 1930-31
Howard Waugh, Football 1951-52

1984

X. Elno Jones, Football 1926-28
James King, Basketball 1961-62
Jerry Rhome, Football 1963-64
Bobby Smith, Basketball 1967-69
Howard Twilley, Football 1963-65
William Volok, Football 1931-33
John Young, Football 1914-16-19

1985

Dick Nunneley, Basketball 1951-54
Drew Pearson, Football 1970-72
Steve Rogers, Baseball 1968-71

1986

Billy Guy Anderson, Football 1963-65
Ham Harmon, Football 1934-36
Sax Judd, Football 1940-42
Clyde LeForce, Football 1942-43, 46
Willie Townes, Football 1964-65

1987

William Boehm, Football 1929-32
James Finks, Football 1946-48
Bill Kusleika, Basketball 1962-64
Jerry Tabb, Baseball 1970-73

1988

Steve Bowling, Baseball 1971-74
Murl "Tuffy" Cline, Football 1923-26
Jeff Jordan, Football 1961-64
Ronnie Morris, Football 1950-52
Felto Prewitt, Football 1943-45
Roy Selby, Football 1925-28

1989

Don Blackmon, Football 1976-80
Charles Dugger, Football 1931-34
Clyde Goodnight, Football 1942-44
Jerry Keeling, Football 1958-60
Tom Miner, Football 1951-53
Les Rogers, Baseball 1969-70

1990

Rick Park, Basketball 1963-65
Layn Phillips, Tennis 1971-74
Cal Purdin, Football 1940-42
Drane Scrivener, Football 1970-72
Kaye Vaughan, Football 1950-52

1991

Steve Largent, Football 1972-75
Nancy Lopez, Golf 1975-77
Sam McBirney, Football Coach 1908, 14-16

Bob St. Clair, Football 1952
Women's Golf 1982 National Champions

1992

Kathy Baker, Golf 1979-83
Dick Courter, Basketball 1951-55
Jerry D'Arcy, Football 1942, 46-47
1942 Sugar Bowl Football Team

1993

Tommy Hudspeth, Football 1950-52
Paul Pressey, Basketball 1980-82
Jody Rosenthal, Golf 1981-85
Francis Schmidt, Football Coach 1919-21
Roy Stuart, Football 1939-41
1969 College World Series Runner-up Team

1994

Willie Biles, Basketball 1971-74
Hardy Brown, Football 1945-47
Clarence Iba, Basketball Coach 1949-60
Bob Breitenstein, Football 1962-64
1945 Orange Bowl Football Team

1995

Steve Harris, Basketball 1982-85
Kelly May, Volleyball 1977-80
Neil Ridley, Basketball 1947-51
Neal Sweeney, Football 1965-66
James Unruh, Golf 1947-50
1916 Football Team

1996

Benton Springer, Football 1917-19
Bob Hellinghausen, Football 1943-46
Micheal Gunter, Football 1980-83
Dale McNamara, Women's Golf Coach 1974-2000

1997

Roy "Skeeter" Berry, Football 1932-34
Rogers Lehew, Football 1946-49
Ron Streck, Golf 1973-76
Holly Hartley, Golf 1976-79
1919, 1920 Kendall College Football Teams

1998

Ron Carson, Basketball 1966-70
Ken Lacy, Football 1979-82
Adele Lukken, Golf 1983-86
Warren Shackelford, Basketball 1949-53
George Willis, Basketball 1930-33
Camp Wilson, Football 1943-45
1980-81 NIT Championship Basketball Team

1999

J.R. Boone, Football 1944-47
Nelson Greene, Football 1941-42, 46-47
Al Jenkins, Football 1966-69
Melissa McNamara, Golf 1984-88
Lovie Smith, Football 1976-79

2000

Steve Bracey, Basketball 1970-72
Steve Gage, Football 1983-86
Roger Wendel, Basketball 1955-59
Frank Velez, Soccer 1988-91
1952 Gator Bowl Team

2001

Steve August, Football 1972-76
Cliff Butcher, Baseball 1969-71
David Voss, Basketball 1957-61
1941 Sun Bowl Champion Football Team

2002

Bob Brumble, Football 1957-59
N. A. Keithley, Football 1940-42
Gene Shell, Baseball Coach 1965-80
1954-55 Basketball Team

2003

Rube Leekley, Football 1915-16
David Alexander, Football 1982-86
Kevin King, Soccer 1988-91
1964 Bluebonnet Bowl Football Team

2004

Bill Hall, Tennis 1952-55
Tony Liscio, Football 1959-62
Dennis Byrd, Football 1984-88
1920-21 Basketball Team

2005

Fred Smith, Football 1947-50
Al Humphrey, Football 1971-74
Tracy Moore, Basketball 1984-88
1944 Sugar Bowl Football Team

2006

Mike Marrs, Baseball, Basketball 1965-68
Doug Wyatt, Football 1965-68
Sid Abramowitz, Football 1979-82
Nolan Richardson, Basketball Coach 1980-85

2007

Bob Junko, Football 1964-67
David Moss, Basketball 1983-87
Dan Bitson, 1987-91
Women's Golf 1980 National Champions

2008

Ken Hayes, Basketball Coach 1968-75
Jerry Ostroski, Football 1988-91
1945 Oil Bowl Football Team

2009, 2010

No Class inducted

2011

Mike Sember, Baseball 1971-74
John Cooper, Football Coach 1977-84
Shea Seals, Basketball 1993-97
1991 Men's Soccer Team

2012

No Class inducted

2013

Phil Honeycutt, Baseball 1969-71
Huynh Bui, Soccer 1980-83
Amy Edwards, Women's Soccer 1988-91
1991 Freedom Bowl Football Team

2014

No Class inducted



Homecoming Game Results

Year	Opponent	W-L-T	Tulsa	Opp
1926	Arkansas	W	14	7
1927	Southeastern Oklahoma	W	32	0
1928	Wichita State	W	46	0
1929	Oklahoma Baptist	W	7	3
1930	Phillips	W	25	0
1931	Oklahoma State	L	6	7
1932	Oklahoma State	T	0	0
1933	Oklahoma State	L	0	7
1934	Kansas State	W	21	0
1935	Oklahoma State	W	12	0
1936	Oklahoma State	W	13	0
1937	Oklahoma State	W	27	0
1938	Oklahoma State	W	20	7
1939	Detroit	L	7	16
1940	Texas Christian	W	7	0
1941	Baylor	W	20	13
1942	Baylor	W	24	0
1943	Oklahoma State	W	55	6
1944	Oklahoma State	L	40	46
1945	Baylor	W	26	7
1946	Baylor	W	17	0
1947	Baylor	L	6	7
1948	South Carolina	L	7	27
1949	Kansas State	W	48	27
1950	Detroit	T	13	13
1951	Kansas State	W	42	26
1952	Villanova	W	42	6
1953	Houston	W	23	2
1954	Oklahoma State	L	0	12
1955	Texas Tech	L	34	7
1956	Oklahoma State	T	14	14
1957	Houston	L	7	13
1958	Texas Tech	W	9	7
1959	Houston	L	13	22
1960	Wichita State	L	20	21
1961	Houston	L	2	14
1962	Louisville	W	25	7
1963	Cincinnati	L	15	21
1964	Oklahoma State	W	61	14
1965	Louisville	W	51	18
1966	Montana State	W	13	10
1967	Wake Forest	L	24	31
1968	Memphis State	L	6	32
1969	Houston	L	14	47
1970	Wichita State	W	21	12
1971	Air Force	L	7	17
1972	Montana	W	10	7
1973	New Mexico State	W	52	14
1974	New Mexico State	W	28	7
1975	Memphis State	L	14	16
1976	Memphis State	W	16	14
1977	Wichita State	L	26	38
1978	Kansas State	W	24	14
1979	Texas Christian	L	24	17
1980	Kansas State	W	3	0
1981	Southern Illinois	L	34	36
1982	Oklahoma State	W	25	15
1983	New Mexico State	W	24	10
1984	Oklahoma State	L	7	31
1985	Drake	W	45	15
1986	Wichita State	W	38	10
1987	Louisville	W	26	22

Year	Opponent	W-L-T	Tulsa	Opp
1988	UTEP	L	24	27
1989	New Mexico State	W	34	13
1990	Memphis State	L	10	22
1991	Miami	L	10	34
1992	SW Missouri State	W	17	14
1993	Cincinnati	L	15	22
1994	East Carolina	L	21	28
1995	Wyoming	W	35	6
1996	Brigham Young	L	30	55
1997	Rice	L	18	33
1998	San Diego State	L	14	24
1999	Hawaii	L	21	35
2000	UTEP	L	7	40
2001	New Mexico State	L	7	24
2002	UTEP	W	20	0
2003	SMU	W	35	16
2004	Boise State	L	42	45
2005	Memphis	W (OT)	37	31
2006	North Texas	W	28	3
2007	Marshall	W	38	31
2008	Rice	W	63	28
2009	SMU	L	13	27
2010	Tulane	W	52	24
2011	SMU	W	38	7
2012	Rice	W	28	24
2013	UTSA	L	15	34
2014	South Florida	L	30	38

Tulsa has a 49-37-3 record in Homecoming games

Tulsa in the Final Top-25 Polls

Associated Press

(Voted on by Writers and Broadcasters)

#1 Ranked

Year	Team	TU Rank
1942	Ohio State	Tulsa 4th (10-1)
1943	Notre Dame	Tulsa 15th (6-1-1)
1945	Army	Tulsa 17th (8-3)
1946	Notre Dame	Tulsa 17th (9-1)
1950	Oklahoma	Tulsa 19th (9-1-1)
1952	Michigan St.	Tulsa 12th (8-2-1)
1991	Miami	Tulsa 21st (10-2)
2010	Auburn	Tulsa 24th (10-3)

United Press International

(Voted on by Coaches prior to 1991)

#1 Ranked

Year	Team	TU Rank
1964	Alabama	Tulsa 18th (9-2)
1965	Michigan State	Tulsa 16th (8-3)
1974	Southern Cal	Tulsa 19th (8-3)

USA Today/CNN

(Voted on by Coaches)

#1 Ranked

Year	Team	TU Rank
1991	Washington	Tulsa 21st (10-2)
2012	Alabama	Tulsa 25th (11-3)

INTRO

PLAYERS

STAFF

REVIEW

AMERICAN ATHLETIC
CONFERENCE

OPPONENTS

HISTORY

RECORDS

Tulsa All-Time Results



NORMAN Leard

3 seasons
1895 - 1897
W-5, L-2, T-0

1895 **Won 1** **Lost 0**

- Defeated Bacone Indians (now Bacone Junior College) in a home game at Muskogee. No score recorded.

1896 **Won 2** **Lost 1**

- Defeated Bacone Indians in a home game at Muskogee, no score recorded.
- Defeated Cherokee Male Seminary (Now Northeastern Oklahoma State University) in a home game at Muskogee, no score recorded.
- Lost to NE Oklahoma 0-6 at Tahlequah.

1897 **Won 2** **Lost 1**

- Defeated Bacone Junior College in a home game at Muskogee.
- Lost to NE Oklahoma at Tahlequah.
- Defeated NE Oklahoma at Muskogee. (No scores recorded)



FRED Taylor

2 seasons
1898 - 1899
W-1, L-1, T-1

1898 **Won 1** **Lost 0**

- Defeated Arkansas at Muskogee. (No score recorded)

1899 **Won 0** **Lost 1** **Tied 1**

Oct.	28	@ Arkansas	L	0-11	Fayetteville, Ark.
Nov.	3	Arkansas	T	0-0	Muskogee, Okla.

COACH Unknown

1900 **Won 2** **Lost 1**

N/A		@ Bacone Jr. Coll	W	33-0	Muskogee, Okla.
N/A		@ Krebs High (OK)	W	11-5	Muskogee, Okla.
N/A		@ NE Oklahoma	L	0-18	Tahlequah, Okla.

1901 **Won 0** **Lost 1**

Nov.	9	@ Arkansas	L	0-48	Fayetteville, Ark.
------	---	------------	---	------	--------------------

1902 **Won 0** **Lost 1**

Oct.	28	Arkansas	L	0-33	Muskogee, Okla.
------	----	----------	---	------	-----------------

1903 - 1904 **No Teams Fielded**

COACH Unknown

1905 **Won 1** **Lost 2**

N/A		@ NE Oklahoma	L	5-18	Tahlequah, Okla.
N/A		Ft. Smith High (AR)	W	5-0	Muskogee, Okla.
N/A		@ Epworth College (OK)	L	0-6	Muskogee, Okla.

1906 - 1907 **No team**



SAM McBirney

4 seasons
1908, 1914 - 1916
W-24, L-6, T-1
1 OCC Championship

1908 **Won 2** **Lost 3**

Oct.	30	@ Muskogee High	L	5-10	Muskogee, Okla.
Nov.	7	Muskogee High	L	0-10	Athletic Park
	13	@ Osage Indians	L	11-23	Pawhuska, Okla.
	20	@ Claremore Prep	W	48-0	Claremore, Okla.
	26	Tulsa Central High	W	16-0	Athletic Park

COACH Unknown

1909 **Won 2** **Lost 1**

Oct.	8	@ NE Oklahoma	L	6-22	Tahlequah, Okla.
	11	@ Claremore High (forfeit)	W	1-0	Claremore, Okla.
	30	Claremore High	W	16-11	Harwell Field

1910 **Won 2** **Lost 1**

Oct.	14	@ Broken Arrow High	L	6-11	Broken Arrow, Okla.
Nov.	11	@ Claremore High	W	3-0	Claremore, Okla.
	18	Mounds High		(Win, no score recorded)	

1911 **No team**



HARVEY Allen

1 season
1912
W-1, L-3, T-0

1912 **Won 1** **Lost 3**

Sept.	27	@ Oklahoma City	L	6-39	Guthrie, Okla.
Nov.	1	@ NE Oklahoma	L	6-32	Tahlequah, Okla.
	18	@ Euchee Indians	W	57-0	Sapulpa, Okla.
	28	Tulsa Central High	L	6-32	South Main Park





GEORGE Evans

1 season
1913
W-5, L-2, T-0

1913	Won 5	Lost 2		
Sept. 27	@ Euchee Indians	W	92-0	Sapulpa, Okla.
Oct. 3	Haskell A&M	W	58-0	Broken Arrow, Okla.
10	Claremore High	W	43-0	South Main Park
24	NE Oklahoma	W	28-0	South Main Park
31	Oklahoma City	W	18-0	Tulsa Fairgrounds
Nov. 14	@ Pittsburg State	L	25-32	Pittsburg, Kan.
27	Tulsa Central High	L	7-27	South Main Park



SAM McBirney

(see previous years)

1914	Won 6	Lost 2		
Oct. 3	NW Oklahoma*	W	33-0	South Main Park
6	Northern Okla. JC	W	47-0	South Main Park
16	@ Oklahoma State*	L	6-13	Stillwater, Okla.
23	@ East Central (OK)*	W	12-0	Ada, Okla.
31	@ Pittsburg State	W	63-0	Pittsburg, Kan.
Nov. 6	@ Claremore High	W	54-0	Claremore, Okla.
13	@ Oklahoma City*	W	39-9	Guthrie, Okla.
30	Oklahoma*	L	7-26	South Main Park

*Oklahoma Collegiate Conference 3-2 (3rd place)

1915	Won 6	Lost 1	Tied 1	
Oct. 1	Eastern Okla. JC	W	62-0	Association Park
8	@ NE Oklahoma*	W	55-0	Tahlequah, Okla.
15	@ Oklahoma A&M*	T	0-0	Stillwater, Okla.
29	@ NW Oklahoma*	W	26-6	Alva, Okla.
Nov. 6	Oklahoma*	L	13-14	Association Park
13	East Central (OK)*	W	49-3	Association Park
20	@ SE Oklahoma*	W	45-7	Durant, Okla.
25	Haskell Indians	W	7-3	Association Park

*Oklahoma Collegiate Conference 4-1-1 (2nd place)

1916	Won 10	Lost 0		
Sept. 30	Cumberland (AR)	W	81-0	Association Park
Oct. 6	@ Phillips University*	W	50-7	Enid, Okla.
14	@ Oklahoma*	W	16-0	Norman, Okla.
21	NW Oklahoma*	W	60-7	Association Park
28	Pittsburg State	W	49-3	Association Park
Nov. 4	Oklahoma State*	W	17-13	Association Park
11	@ Kansas City Veterinary	W	48-10	Federal Park, Kan.
18	Haskell Indians	W	46-0	Association Park
25	St. Gregory	W	82-0	Association Park
30	Missouri-Rolla	W	117-0	Association Park

*Oklahoma Collegiate Conference 4-0 (1st place)



HAL Medford

1 season
1917
W-0, L-8, T-1

1917	Won 0	Lost 8	Tied 1	
Oct. 6	Drury (MO)	L	13-14	Association Park
13	Haskell Indians	L	7-12	Association Park
20	Pittsburg State	T	0-0	Association Park
27	@ Arkansas	L	7-19	Fayetteville, Ark.
Nov. 3	@ Camp Funston	L	6-15	Ft. Riley, Kan.
10	Denver Univ.	L	19-20	Association Park
17	@ Oklahoma State	L	2-41	Stillwater, Okla.
24	@ Oklahoma	L	0-80	Norman, Okla.
29	Phillips University	L	7-20	Association Park



ARTHUR Smith

1 season
1918
W-1, L-2, T-0

1918	Won 1	Lost 2		
Nov. 2	@ East Central (OK)	W	3-0	Ada, Okla.
23	Oklahoma State	L	0-33	Lee Stadium
28	@ Arkansas	L	6-23	Fayetteville, Ark.



FRANCIS Schmidt

3 seasons
1919 - 1921
W-24, L-3, T-2
2 OCC Championships

1919	Won 8	Lost 0	Tied 1	
Sept. 27	Oklahoma Baptist*	W	155-0	McNulty Park
Oct. 4	East Central (OK)*	W	60-0	McNulty Park
11	@ Oklahoma*	W	27-0	Norman, Okla.
18	Central State (OK)*	W	67-6	McNulty Park
25	NW Oklahoma*	W	75-0	McNulty Park
Nov. 1	@ Arkansas	W	63-7	Fayetteville, Ark.
8	Trinity University	W	70-0	McNulty Park
15	Burleson College	W	70-7	McNulty Park
21	@ Oklahoma State*	T	7-7	Stillwater, Okla.

*Oklahoma Collegiate Conference 5-0-1 (1st place)

1920	Won 10	Lost 0	Tied 1
Sept. 25	St. Gregory's	W 121-0	McNulty Park
29	NE Okla. A&M	W 151-0	McNulty Park
Oct. 2	Chillico Indians	W 88-0	McNulty Park
9	Oklahoma State*	W 20-14	McNulty Park
16	@ East Central (OK)*	W 10-0	Ada, Okla.
23	@ Central State (OK)*	W 3-0	Edmond, Okla.
30	NW Oklahoma*	W 14-7	McNulty Park
Nov. 6	Oklahoma Baptist*	W 81-0	McNulty Park
11	Kingfisher College*	W 88-0	McNulty Park
19	@ Phillips University*	T 0-0	Enid, Okla.
26	Missouri-Rolla	W 45-0	McNulty Park

*Oklahoma Collegiate Conference 6-0-1 (1st place)

1921	Won 6	Lost 3	
Oct. 1	East Central (OK)*	W 92-0	McNulty Park
8	Chillico Indians	W 75-13	McNulty Park
15	NW Oklahoma*	W 17-7	Lee Stadium
21	@ TCU	L 0-16	Ft. Worth, Texas
29	@ Haskell Indians	L 0-21	Kansas City, Mo.
Nov. 4	@ Oklahoma Baptist*	W 28-0	Shawnee, Okla.
11	Central State (OK)*	L 0-21	McNulty Park
19	Kingfisher College*	W 24-7	McNulty Park
24	Phillips University*	W 21-10	McNulty Park

*Oklahoma Collegiate Conference 5-1 (2nd place)



HOWARD Acher

3 seasons

1922 - 1924

W-12, L-11, T-2

1 OCC Championship

1922	Won 9	Lost 0	
Sept. 29	@ Arkansas Tech	W 14-12	Russellville, Ark.
Oct. 7	SE Oklahoma*	W 26-9	Lee Stadium
10	Texas A&M	W 13-10	Dallas, Texas
20	Oklahoma Baptist*	W 34-9	Lee Stadium
28	TCU	W 21-0	Lee Stadium
Nov. 4	@ Arkansas	W 13-6	Fayetteville, Ark.
11	@ Oklahoma State (forfeit)	W 1-0	Stillwater, Okla.
18	SW Oklahoma*	W 21-14	Lee Stadium
30	Central State (OK)*	W 14-0	Lee Stadium

*Oklahoma Collegiate Conference 4-0 (1st place)

1923	Won 2	Lost 5	Tied 1
Oct. 11	Arkansas Tech	L 7-50	McNulty Park
27	St. Edwards (TX)	L 7-35	McNulty Park
Nov. 3	@ Tenn. Medical School	T 6-6	Memphis, Tenn.
10	St. John's (KS)	W 60-0	McNulty Park
16	@ Austin College	L 7-13	Sherman, Texas
24	@ Georgetown	L 0-26	Washington, D.C.
Dec. 1	Des Moines U.	W 20-0	McNulty Park
8	Haskell Indians	L 0-35	McNulty Park

1924	Won 1	Lost 6	Tied 1
Oct. 4	Haskell Indians	L 3-26	McNulty Park
11	College of the Ozarks	W 7-0	McNulty Park
25	Central State (OK)	L 0-20	McNulty Park
Nov. 1	@ Tenn. Medical School	L 0-43	Memphis, Tenn.
7	@ St. Edwards (TX)	L 7-35	Dallas, Texas
15	NW Oklahoma	T 0-0	McNulty Park
22	Austin College	L 0-9	McNulty Park
27	Arkansas Tech	L 7-24	McNulty Park



ELMER "Gloomy Gus" Henderson

11 seasons

1925 - 1935


W-70, L-25, T-5

1 OCC Championship • 3 Big 4 Championships

1 MVC Championship

1925	Won 6	Lost 2	
Sept. 26	Northern Okla. JC	W 7-3	Lee Stadium
Oct. 3	Haskell Indians	L 0-33	McNulty Park
10	Tenn. Medical School	W 27-7	McNulty Park
30	NW Oklahoma*	W 42-13	McNulty Park
Nov. 7	@ Phillips University*	W 6-0	Enid, Okla.
11	Central State (OK)*	W 20-8	McNulty Park
20	@ SE Oklahoma*	W 19-7	Durant, Okla.
28	Arkansas	L 7-20	McNulty Park

*Oklahoma Collegiate Conference 4-0 (1st place)



1922 TEAM



1926 Won 7 Lost 2

Sept.	25	SE Oklahoma*	W	33-10	McNulty Park
Oct.	1	NW Oklahoma*	W	35-0	McNulty Park
	16	Oklahoma State	W	28-0	McNulty Park
	23	Phillips University*	W	19-0	McNulty Park
	30	@ NE Oklahoma*	W	17-0	Tahlequah, Okla.
Nov.	6	Oklahoma Baptist*	L	3-12	McNulty Park
	18	@ Oklahoma City*	W	13-0	Oklahoma City, Okla.
	25	Arkansas	W	14-7	McNulty Park
Dec.	4	Haskell Indians	L	7-27	McNulty Park

*Oklahoma Collegiate Conference 5-1 (2nd place)

1927 Won 8 Lost 1

Oct.	1	Parsons College (IA)	W	19-6	McNulty Park
	8	South Dakota	W	33-12	McNulty Park
	15	@ DePaul	W	30-6	Chicago, Ill.
	22	@ Oklahoma State	W	28-26	Stillwater, Okla.
	29	Phillips University*	L	7-13	McNulty Park
Nov.	5	Oklahoma City*	W	7-0	McNulty Park
	11	Oklahoma Baptist*	W	21-7	McNulty Park
	19	SE Oklahoma*	W	32-0	McNulty Park
Dec.	3	Haskell Indians	W	24-14	McNulty Park

*Oklahoma Collegiate Conference 3-1 (2nd place)

1928 Won 7 Lost 2 Tied 1

Sept.	29	NW Oklahoma*	W	19-0	McNulty Park
Oct.	6	Detroit	L	14-19	McNulty Park
	13	DePaul	W	27-0	McNulty Park
	20	Wichita State	W	46-0	McNulty Park
	27	Phillips University*	L	26-27	McNulty Park
Nov.	10	Oklahoma City*	W	13-8	McNulty Park
	17	@ Oklahoma Baptist*	T	13-13	Shawnee, Okla.
	24	SE Oklahoma*	W	51-0	McNulty Park
	29	@ Oklahoma State	W	31-0	Stillwater, Okla.
Dec.	8	Haskell Indians	W	33-6	McNulty Park

*Oklahoma Collegiate Conference 3-1-1 (2nd place)

1929 Won 6 Lost 3 Tied 1

Sept.	28	@ Wichita State	W	19-0	Wichita, Kan.
Oct.	5	Phillips University*	W	14-0	McNulty Park
	12	@ Detroit	L	6-21	Detroit, Mich.
	19	Oklahoma City*	W	15-0	McNulty Park
	26	@ Phillips University*	T	7-7	Enid, Okla.
Nov.	2	@ Oklahoma State	L	0-20	Stillwater, Okla.
	9	Oklahoma Baptist*	W	7-3	McNulty Park
	16	Washburn	W	19-7	McNulty Park
	28	Oklahoma City*	W	6-3	W. League Park
Dec.	7	Haskell Indians	L	14-20	McNulty Park

*Big 4 Conference 4-0-1 (1st place)

1930 Won 7 Lost 2

Oct.	4	Arkansas	W	26-6	Skelly Stadium
	17	Hendrix College	W	27-0	Skelly Stadium
	25	Phillips University*	W	25-0	Skelly Stadium
	31	George Washington	W	14-7	Skelly Stadium
Nov.	8	@ Oklahoma Baptist*	W	14-6	Shawnee, Okla.
	15	Missouri-Rolla	W	18-0	Skelly Stadium
	27	Oklahoma City*	W	33-13	Skelly Stadium
Dec.	6	Haskell Indians	L	7-34	Skelly Stadium
	13	Oklahoma State	L	7-13	Skelly Stadium

*Big 4 Conference 3-0 (1st place)

1931 Won 8 Lost 3

Sept.	25	Hendrix College	W	26-0	Skelly Stadium
Oct.	3	TCU	W	13-0	Skelly Stadium
	9	Oklahoma Baptist*	W	25-0	Skelly Stadium
	16	@ George Washington	W	24-7	Washington, D.C.
	23	Creighton	W	28-0	Skelly Stadium
	30	@ Phillips University*	W	31-7	Enid, Okla.
Nov.	7	Mexico University	W	89-0	Skelly Stadium
	14	Oklahoma State	L	6-7	Skelly Stadium
	26	Oklahoma City*	L	0-14	Skelly Stadium
Dec.	5	Haskell Indians	W	6-0	Skelly Stadium
	12	Oklahoma	L	7-20	Skelly Stadium

*Big 4 Conference 2-1 (2nd place)

1932 Won 7 Lost 1 Tied 1

Oct.	1	@ Oklahoma	L	0-7	Norman, Okla.
	7	Washburn (KS)	W	20-0	Skelly Stadium
	15	Phillips University*	W	21-2	Skelly Stadium
	22	George Washington	W	29-14	Skelly Stadium
	29	Oklahoma Baptist*	W	39-13	Skelly Stadium
Nov.	5	Oklahoma State	T	0-0	Skelly Stadium
	11	Missouri-Rolla	W	26-0	Skelly Stadium
	24	@ Oklahoma City*	W	14-0	Oklahoma City, Okla.
Dec.	3	Mississippi	W	26-0	Skelly Stadium

*Big 4 Conference 3-0 (1st place)

1933 Won 6 Lost 1

Oct.	7	Oklahoma	W	20-6	Skelly Stadium
	12	@ Washburn (KS)	W	7-0	Topeka, Kan.
	21	Kansas	W	7-0	Skelly Stadium
Nov.	4	Oklahoma State	L	0-7	Skelly Stadium
	11	Oklahoma City	W	39-0	Skelly Stadium
	17	@ George Washington	W	13-6	Washington, D.C.
	30	Arkansas	W	7-0	Skelly Stadium

1934 Won 5 Lost 2 Tied 1

Sept.	21	Central State (OK)	W	26-0	Skelly Stadium
Oct.	6	Kansas	W	7-0	Skelly Stadium
	13	TCU	L	12-14	Skelly Stadium
	19	@ George Washington	L	0-10	Washington, D.C.
	27	Kansas State	W	21-0	Skelly Stadium
Nov.	10	Centenary (LA)	W	14-8	Skelly Stadium
	17	Oklahoma State	W	19-0	Skelly Stadium
	29	Arkansas	T	7-7	Skelly Stadium

1935 Won 3 Lost 6 Tied 1

Sept.	27	Central State (OK)	L	0-9	Skelly Stadium	8,000
Oct.	5	SMU	L	0-14	Skelly Stadium	10,000
	12	TCU	L	0-13	Skelly Stadium	9,000
	18	@ Washburn (KS)*	W	19-6	Topeka, Kan.	4,500
	26	Oklahoma State*	W	12-0	Skelly Stadium	7,500
Nov.	2	Kansas State	T	13-13	Skelly Stadium	7,000
	9	@ Centenary (LA)	L	0-22	Shreveport, La.	5,000
	16	@ George Washington	L	0-3	Washington, D.C.	12,000
	23	Drake*	W	7-0	Skelly Stadium	7,000
	28	Arkansas	L	7-14	Skelly Stadium	11,000

*Missouri Valley Conference 3-0 (1st place)

INTRO

PLAYERS

STAFF

REVIEW

AMERICAN ATHLETIC
CONFERENCE

OPPONENTS

HISTORY

RECORDS



VIC Hurt

3 seasons

1936 - 1938

W-15, L-9, T-5

3 MVC Championships

1936 Won 5 Lost 2 Tied 2

Sept. 26	@ Oklahoma	T	0-0	Norman, Okla.	8,000
Oct. 3	Central State (OK)	W	40-7	Skelly Stadium	10,000
10	TCU	L	7-10	Skelly Stadium	14,000
24	Oklahoma State*	W	13-0	Skelly Stadium	10,000
31	Kansas State	W	10-7	Skelly Stadium	12,500
Nov. 7	Centenary (LA)	T	3-3	Skelly Stadium	8,000
14	@ Drake*	W	21-6	Des Moines, Iowa	4,500
21	Washburn (KS)*	W	47-0	Skelly Stadium	5,000
26	Arkansas	L	13-23	Skelly Stadium	16,000

*Missouri Valley Conference 3-0 (1st place)

1937 Won 6 Lost 2 Tied 2

Sept. 25	Oklahoma	W	19-7	Skelly Stadium	16,000
Oct. 2	Central State (OK)	W	42-6	Skelly Stadium	7,000
9	@ TCU	L	13-20	Ft. Worth, Texas	7,500
16	@ Rice	T	0-0	Houston, Texas	14,000
23	Oklahoma State*	W	27-0	Skelly Stadium	17,000
29	@ George Washington	W	14-13	Washington, D.C.	13,000
Nov. 6	Drake*	W	41-9	Skelly Stadium	12,500
13	@ Washington (MO)*	W	32-7	St. Louis, Mo.	6,500
25	Arkansas	L	7-28	Skelly Stadium	19,000
Dec. 4	Manhattan (NY)	T	0-0	Skelly Stadium	10,000

*Missouri Valley Conference 3-0 (1st place)

1938 Won 4 Lost 5 Tied 1

Sept. 24	Central State (OK)	W	20-0	Skelly Stadium	8,000
Oct. 1	@ Texas A&M	L	0-20	Tyler, Texas	14,000
8	Washington (MO)*	W	14-0	Skelly Stadium	7,500
14	@ St. Louis*	W	28-0	St. Louis, Mo.	9,428
22	Oklahoma State*	W	20-7	Skelly Stadium	14,000
29	@ #11 Oklahoma	L	6-28	Norman, Okla.	17,000
Nov. 5	@ #1 TCU	L	0-21	Ft. Worth, Texas	14,000
12	@ Drake*	L	7-27	Des Moines, Iowa	6,000
19	@ Detroit	L	14-39	Detroit, Mich.	17,000
24	Arkansas	T	6-6	Skelly Stadium	15,000

*Missouri Valley Conference 3-1 (1st place)



CHET Benefiel

2 seasons

1939 - 1940

W-11, L-8, T-1

1 MVC Championship

1939 Won 4 Lost 5 Tied 1

Sept. 30	Wichita State	W	23-6	Skelly Stadium	8,000
Oct. 7	@ Creighton*	W	21-14	Omaha, Neb.	10,500
14	Oklahoma State*	L	7-9	Skelly Stadium	11,000
21	Centenary (LA)	W	15-7	Skelly Stadium	9,500
28	Detroit	L	7-16	Skelly Stadium	8,500
Nov. 4	@ Catholic University	L	7-13	Washington, D.C.	n/a
11	@ TCU	L	0-16	Ft. Worth, Texas	5,000
18	St. Louis*	T	0-0	Skelly Stadium	6,500
25	Drake*	W	14-0	Skelly Stadium	5,000
30	Arkansas	L	0-23	Skelly Stadium	12,000

*Missouri Valley Conference 2-1-1 (3rd place)

1940 Won 7 Lost 3

Sept. 28	Washburn (KS)*	W	37-6	Skelly Stadium	7,000
Oct. 5	@ #2 Texas A&M	L	6-41	San Antonio, Texas	20,000
12	Creighton*	W	32-0	Skelly Stadium	7,500
18	@ St. Louis*	W	19-6	St. Louis, Mo.	n/a
26	TCU	W	7-0	Skelly Stadium	11,000
Nov. 2	@ #17 Detroit	W	7-0	Detroit, Mich.	n/a
9	Catholic University	W	12-6	Skelly Stadium	6,000
16	@ Baylor	L	6-20	Waco, Texas	n/a
23	Oklahoma State*	W	19-6	Skelly Stadium	8,400
28	Arkansas	L	21-27	Skelly Stadium	15,000

*Missouri Valley Conference 4-0 (1st place)



HENRY Frnka

5 seasons

1941 - 1945

W-40, L-9, T-1

3 MVC Championships

5 Bowl Appearances

1941 Won 8 Lost 2

Sept. 27	@ TCU	L	0-6	Ft. Worth, Texas	7,500
Oct. 11	Creighton*	W	19-7	Skelly Stadium	10,000
18	St. Louis*	W	33-7	Skelly Stadium	8,500
25	@ Oklahoma State*	W	16-0	Stillwater, Okla.	12,000
Nov. 1	@ Wichita State	W	13-7	Wichita, Kan.	n/a
8	North Dakota State	W	61-6	Skelly Stadium	7,000
15	Baylor	W	20-13	Skelly Stadium	14,000
22	Drake*	W	20-6	Skelly Stadium	2,500
27	Arkansas	L	6-13	Skelly Stadium	17,000
Jan. 1	Texas Tech	W	6-0	El Paso, Texas	12,000

(Sun Bowl)

*Missouri Valley Conference 4-0 (1st place)

1942 Won 10 Lost 1

Sept. 27	Waco AFB (TX)	W	84-0	Skelly Stadium	7,500
Oct. 3	Oklahoma	W	23-0	Skelly Stadium	12,000
11	Randolph AFB (TX)	W	68-0	Skelly Stadium	5,000
17	Washington (MO)*	W	40-0	Skelly Stadium	9,000
23	@ St. Louis*	W	41-0	St. Louis, Mo.	7,990
30	@ Drake*	W	40-0	Des Moines, Iowa	2,500
Nov. 7	Oklahoma State*	W	34-6	Skelly Stadium	13,000
14	Baylor	W	24-0	Skelly Stadium	15,000
21	@ Creighton*	W	33-19	Omaha, Neb.	9,000
26	Arkansas	W	40-7	Skelly Stadium	17,000
Jan. 1	#7 Tennessee	L	7-14	New Orleans, La.	70,000

(Sugar Bowl)

*Missouri Valley Conference 5-0 (1st place)

Completed the season ranked fourth nationally in Associated Press poll.

1943 Won 6 Lost 1 Tied 1

Sept. 25	@ SMU	W	20-7	Dallas, Texas	12,500
Oct. 9	Texas Tech	W	34-7	Skelly Stadium	13,000
16	@ Oklahoma	W	20-6	Okla. City, Okla.	15,000
23	Utah	W	55-0	Skelly Stadium	6,000
30	Southwestern (TX)	T	6-6	Skelly Stadium	10,000
Nov. 6	Oklahoma State*	W	55-6	Skelly Stadium	9,000
25	Arkansas	W	61-0	Skelly Stadium	15,000
Jan. 1	#13 Georgia Tech	L	18-20	New Orleans, La.	69,000

(Sugar Bowl)

*Missouri Valley Conference 1-0 (1st place)

Completed the season ranked 15th nationally in Associated Press poll.



1944		Won 8	Lost 2			
Sept.	23	North Texas A&M	W	47-6	Skelly Stadium	12,000
Oct.	7	Kansas	W	27-0	Skelly Stadium	12,000
	14	Texas Tech	W	34-7	Skelly Stadium	9,000
	21	@ Mississippi	W	47-0	Memphis, Tenn.	8,000
	28	Oklahoma State*	L	40-46	Skelly Stadium	12,063
Nov.	4	#6 Iowa Pre-Flight	L	27-47	Skelly Stadium	18,000
	11	Southwestern (TX)	W	51-6	Skelly Stadium	8,000
	23	Arkansas	W	33-2	Skelly Stadium	16,000
Dec.	1	@ Miami (FL)	W	48-2	Miami, Fla.	11,234
Jan.	1	#13 Georgia Tech (Orange Bowl)	W	26-12	Miami, Fla.	29,426

*Missouri Valley Conference 0-1 (2nd place)

1945		Won 8	Lost 3			
Sept.	22	Wichita State*	W	61-0	Skelly Stadium	10,000
	29	West Texas State	W	32-0	Skelly Stadium	3,500
Oct.	6	Drake*	W	19-0	Skelly Stadium	10,000
	13	@ Texas Tech	W	18-7	Lubbock, Texas	9,000
	20	Nevada	W	40-0	Skelly Stadium	16,000
	27	@ #8 Indiana	L	2-7	Bloomington, Ind.	20,000
Nov.	10	@ #11 Oklahoma St.*	L	6-12	Stillwater, Okla.	18,000
	17	Baylor	W	26-7	Skelly Stadium	15,000
	22	Arkansas	W	45-13	Skelly Stadium	17,000
Dec.	1	Hondo Air Base (TX)	W	20-18	Skelly Stadium	6,000
Jan.	1	#18 Georgia (Oil Bowl)	L	6-20	Houston, Texas	27,000

*Missouri Valley Conference 2-1 (2nd place)

Completed the season ranked 17th nationally in Associated Press poll.



J.O. "Buddy" Brothers

7 seasons

1946 - 1952

W-45, L-25, T-4

4 MVC Championships


1946		Won 9	Lost 1			
Sept.	21	@ Wichita State*	W	33-13	Wichita, Kan.	9,000
	28	New Mexico State	W	52-0	Skelly Stadium	12,300
Oct.	5	@ Drake*	W	48-13	Des Moines, Iowa	13,000
	12	Texas Tech	W	21-6	Skelly Stadium	15,000
	18	@ Detroit	L	14-20	Detroit, Mich.	20,200
	26	Kansas	W	56-0	Skelly Stadium	13,000
Nov.	2	Cincinnati	W	20-0	Skelly Stadium	10,000
	9	Oklahoma State*	W	20-18	Skelly Stadium	17,000
	16	Baylor	W	17-0	Skelly Stadium	12,000
	28	#10 Arkansas	W	14-13	Skelly Stadium	19,123

*Missouri Valley Conference 3-0 (1st place)

Completed the season ranked 17th nationally in Associated Press poll.

1947		Won 5	Lost 5			
Sept.	20	West Texas State	W	26-13	Skelly Stadium	7,000
Oct.	4	Drake*	W	28-14	Skelly Stadium	8,156
	11	@ Texas Tech	L	7-14	Lubbock, Texas	12,500
	18	Georgetown	L	0-12	Skelly Stadium	10,000
	25	@ Nevada	L	13-21	Reno, Nev.	8,500
Nov.	1	Wichita State*	W	7-0	Skelly Stadium	10,000
	8	@ Oklahoma State*	W	13-0	Stillwater, Okla.	28,500
	15	Baylor	L	6-7	Skelly Stadium	12,500
	22	Detroit	W	30-20	Skelly Stadium	10,000
	27	Arkansas	L	13-27	Skelly Stadium	22,000

*Missouri Valley Conference 3-0 (1st place)



1945 TEAM

INTRO

PLAYERS

STAFF

REVIEW

AMERICAN ATHLETIC CONFERENCE

OPPONENTS

HISTORY

RECORDS

1948		Won 0	Lost 9	Tied 1	
Sept.	25	@ Baylor	L 19-42	Waco, Texas	12,000
Oct.	2	@ Florida	L 14-28	Gainesville, Fla.	15,000
	9	Texas Tech	L 20-41	Skelly Stadium	11,277
	16	Georgetown	L 7-13	Skelly Stadium	7,206
	23	#15 Nevada	L 14-65	Skelly Stadium	13,000
	30	@ Wichita State*	T 14-14	Wichita, Kan.	12,500
Nov.	6	Oklahoma State*	L 0-19	Skelly Stadium	14,660
	13	South Carolina	L 7-27	Skelly Stadium	9,200
	20	@ Arkansas	L 18-55	Little Rock, Ark.	18,000
	27	Detroit*	L 22-26	Skelly Stadium	3,406

*Missouri Valley Conference 0-2-1 (4th place)

1949		Won 5	Lost 5	Tied 1	
Sept.	17	McMurry (TX)	W 27-26	Skelly Stadium	10,000
	23	@ Detroit*	L 14-20	Detroit, Mich.	22,254
Oct.	1	Florida	L 7-40	Skelly Stadium	9,284
	8	@ Texas Tech	L 0-15	Lubbock, Texas	14,000
	14	#17 Villanova	W 21-19	Philadelphia, Pa.	12,000
	22	Bradley*	W 55-6	Skelly Stadium	10,246
	29	Wichita State*	L 21-27	Skelly Stadium	10,021
Nov.	5	@ Oklahoma State*	T 13-13	Stillwater, Okla.	15,500
	12	San Francisco	W 10-0	Skelly Stadium	9,278
	19	Kansas State	W 48-27	Skelly Stadium	11,000
	26	@ Arkansas	L 7-40	Fayetteville, Ark.	12,000

*Missouri Valley Conference 1-2-1 (5th place)

1950		Won 9	Lost 1	Tied 1	
Sept.	16	McMurry (TX)	W 20-13	Skelly Stadium	15,500
	23	@ San Francisco	L 14-23	San Francisco, Calif.	15,015
Oct.	7	@ Georgetown	W 21-7	Washington, D.C.	4,075
	14	Villanova	W 27-7	Skelly Stadium	17,500
	21	Detroit*	T 13-13	Skelly Stadium	12,356
	28	@ Bradley*	W 74-7	Peoria, Ill.	4,500
Nov.	4	Oklahoma State*	W 27-13	Skelly Stadium	15,350
	11	@ Texas Tech	W 39-7	Lubbock, Texas	18,000
	18	Wichita State*	W 48-0	Skelly Stadium	11,531
	23	Arkansas	W 28-13	Skelly Stadium	19,500
Dec.	2	@ Houston	W 28-21	Houston, Texas	10,000

*Missouri Valley Conference 3-0-1 (1st place)

Completed the season ranked 19th in Associated Press poll.

1951		Won 9	Lost 2		
Sept.	22	Hawaii	W 58-0	Skelly Stadium	14,479
	29	@ Cincinnati	L 35-47	Cincinnati, Ohio	19,000
Oct.	13	Houston*	W 46-27	Skelly Stadium	14,651
	20	Marquette	W 27-21	Skelly Stadium	17,500
	27	@ Wichita State*	W 33-0	Wichita, Kan.	8,082
Nov.	3	@ Oklahoma State*	W 35-7	Stillwater, Okla.	28,000
	10	Kansas State	W 42-26	Skelly Stadium	13,226
	17	Texas Tech	W 21-14	Skelly Stadium	9,984
	24	@ Arkansas	L 7-24	Little Rock, Ark.	11,500
Dec.	1	Detroit*	W 34-20	Skelly Stadium	8,025
	8	Hardin-Simmons	W 33-14	Skelly Stadium	5,282

*Missouri Valley Conference 4-0 (1st place)

1952		Won 8	Lost 2	Tied 1	
Sept.	27	Hardin-Simmons	W 56-27	Skelly Stadium	15,500
Oct.	4	Cincinnati	T 14-14	Skelly Stadium	17,500
	11	@ Houston*	L 7-33	Houston, Texas	30,000
	18	Kansas State	W 26-7	Skelly Stadium	12,500
	25	Wichita State*	W 28-0	Skelly Stadium	12,500
Nov.	1	Oklahoma State*	W 23-21	Skelly Stadium	20,000

	8	Villanova	W 42-6	Skelly Stadium	18,000
	14	@ Detroit*	W 62-21	Detroit, Mich.	13,120
	22	Arkansas	W 44-34	Skelly Stadium	12,500
	29	@ Texas Tech	W 26-20	Lubbock, Texas	10,000
Jan.	1	#15 Florida (Gator Bowl)	L 13-14	Jacksonville, Fla.	30,015

*Missouri Valley Conference 3-1 (2nd place)

Completed the season ranked 12th nationally in Associated Press poll.



BERNIE Witucki

2 seasons

1953 - 1954

W-3, L-18, T-0

1953		Won 3	Lost 7		
Sept.	19	Cincinnati	L 7-14	Skelly Stadium	14,057
	26	@ Wichita State*	L 10-19	Wichita, Kan.	10,500
Oct.	3	@ Pacific	W 22-13	Stockton, Calif.	20,121
	10	@ Alabama	L 13-41	Tuscaloosa, Ala.	n/a
	17	Hardin-Simmons	W 14-13	Skelly Stadium	11,500
	31	@ Oklahoma State*	L 14-28	Stillwater, Okla.	18,000
Nov.	7	Houston*	W 23-21	Skelly Stadium	11,500
	14	#19 Texas Tech	L 7-49	Skelly Stadium	9,000
	21	Detroit*	L 0-33	Skelly Stadium	7,000
	28	@ Arkansas	L 7-27	Fayetteville, Ark.	8,500

*Missouri Valley Conference 1-3 (5th place)

1954		Won 0	Lost 11		
Sept.	18	Hardin-Simmons	L 14-21	Skelly Stadium	12,500
	25	@ Arkansas	L 0-41	Fayetteville, Ark.	13,000
Oct.	2	@ Cincinnati	L 7-40	Cincinnati, Ohio	18,000
	9	@ Alabama	L 0-40	Tuscaloosa, Ala.	17,000
	16	Kansas State	L 13-20	Skelly Stadium	8,000
	22	@ Detroit*	L 18-28	Detroit, Mich.	21,350
	30	Oklahoma State*	L 0-12	Skelly Stadium	11,000
Nov.	6	@ Houston*	L 7-20	Houston, Texas	14,500
	13	@ Texas Tech	L 13-55	Lubbock, Texas	18,000
	20	Wyoming	L 27-28	Skelly Stadium	7,000
	25	Wichita State*	L 19-33	Skelly Stadium	8,800

*Missouri Valley Conference 0-4 (5th place)



BOBBY Dobbs

6 seasons

1955 - 1960

W-30, L-28, T-2

1955		Won 2	Lost 7	Tied 1	
Sept.	17	@ Arkansas	L 6-21	Fayetteville, Ark.	18,000
	24	Hardin-Simmons	W 41-19	Skelly Stadium	13,853
Oct.	1	@ Marquette	L 0-13	Milwaukee, Wis.	14,000
	15	@ Wyoming	L 19-23	Laramie, Wyo.	8,890
	22	Cincinnati	T 21-21	Skelly Stadium	14,079
	29	@ Oklahoma State*	L 0-14	Stillwater, Okla.	16,000
Nov.	5	Houston*	W 17-14	Skelly Stadium	12,058
	12	Texas Tech	L 7-34	Skelly Stadium	14,332
	19	Detroit*	L 13-19	Skelly Stadium	10,562
	24	@ Wichita State*	L 0-54	Wichita, Kan.	13,845

*Missouri Valley Conference 1-3 (4th place)



1956		Won 7		Lost 2		Tied 1	
Sept.	15	New Mexico State	W	27-6	Skelly Stadium	17,013	
	29	@ Cincinnati	L	6-7	Cincinnati, Ohio	17,000	
Oct.	6	Marquette	W	54-0	Skelly Stadium	13,718	
	13	Oklahoma State*	T	14-14	Skelly Stadium	19,391	
	20	@ Detroit*	W	3-0	Detroit, Mich.	9,118	
	27	Hardin-Simmons	W	27-9	Skelly Stadium	13,944	
Nov.	3	Pacific	W	14-13	Skelly Stadium	15,505	
	10	@ Houston*	L	0-14	Houston, Texas	20,000	
	17	Texas Tech	W	10-7	Skelly Stadium	12,152	
	24	Wichita State*	W	14-6	Skelly Stadium	13,121	

*Missouri Valley Conference 2-1-1 (2nd place)

1957		Won 4		Lost 6		
Sept.	21	Hardin-Simmons	L	0-14	Skelly Stadium	16,500
	28	@ Arkansas	L	14-41	Fayetteville, Ark.	n/a
Oct.	5	@ Pacific	L	13-21	Stockton, Calif.	20,000
	12	@ Oklahoma State	L	13-28	Stillwater, Okla.	21,000
	19	North Texas*	L	12-14	Skelly Stadium	12,500
	26	Air Force	W	12-7	Skelly Stadium	8,463
Nov.	9	@ Texas Tech	W	3-0	Lubbock, Texas	18,500
	16	Cincinnati*	W	12-7	Skelly Stadium	11,148
	23	Houston*	L	7-13	Skelly Stadium	13,486
	30	@ Wichita State*	W	24-0	Wichita, Kan.	4,844

*Missouri Valley Conference 2-2 (3rd place)

1958		Won 7		Lost 3		
Sept.	20	Hardin-Simmons	L	0-14	Skelly Stadium	17,000
	27	@ Arkansas	W	27-14	Fayetteville, Ark.	19,000
Oct.	4	Arizona	W	34-0	Skelly Stadium	12,300
	11	Oklahoma State	W	24-16	Skelly Stadium	20,509
	18	Drake	W	59-0	Skelly Stadium	11,137
	25	@ North Texas*	L	7-8	Denton, Texas	14,000
Nov.	1	@ Houston*	W	25-20	Houston, Texas	26,000
	8	@ Cincinnati*	L	6-15	Cincinnati, Ohio	6,000
	15	Texas Tech	W	9-7	Skelly Stadium	12,278
	27	Wichita State*	W	25-6	Skelly Stadium	10,818

*Missouri Valley Conference 2-2 (3rd place)

1959		Won 5		Lost 5		
Sept.	19	@ Arkansas	L	0-28	Fayetteville, Ark.	23,000
	26	New Mexico State	W	28-27	Skelly Stadium	14,500
Oct.	3	@ Texas Tech	L	7-8	Lubbock, Texas	12,000
	10	@ Oklahoma State	L	0-26	Stillwater, Okla.	21,000
	17	Hardin-Simmons	W	16-8	Skelly Stadium	12,317
	24	Detroit	W	21-6	Skelly Stadium	12,120
	31	Houston*	L	13-22	Skelly Stadium	12,034
Nov.	7	Cincinnati*	W	14-7	Skelly Stadium	10,045
	14	#16 North Texas*	W	17-6	Skelly Stadium	6,872
	26	@ Wichita State*	L	21-26	Wichita, KS	6,000

*Missouri Valley Conference 2-2 (3rd place)

1960		Won 5		Lost 5		
Sept.	17	New Mexico State	L	18-38	Skelly Stadium	17,278
	24	@ Arkansas	L	7-48	Fayetteville, Ark.	25,000
Oct.	1	Hardin-Simmons	W	21-7	Skelly Stadium	11,611
	8	Oklahoma State	L	7-28	Skelly Stadium	16,238
	15	@ Arizona	W	17-16	Tucson, Ariz.	23,500
	22	@ Cincinnati*	W	34-3	Cincinnati, Ohio	12,000
	29	@ Georgia	L	7-45	Athens, Ga.	31,000
Nov.	5	Wichita State*	L	20-21	Skelly Stadium	11,226
	12	North Texas*	W	12-8	Skelly Stadium	9,112
	26	@ Houston	W	26-16	Houston, Texas	7,000

*Missouri Valley Conference 2-1 (2nd place)



GLENN Dobbs

8 seasons

1961 - 1968

W-45, L-37, T-0

3 MVC Championships

2 Bowl Appearances

1961		Won 2		Lost 8		
Sept.	16	Hardin-Simmons	W	27-0	Skelly Stadium	14,408
	23	Memphis	L	12-48	Skelly Stadium	14,252
	30	@ Arkansas	L	0-6	Fayetteville, Ark.	18,000
Oct.	7	@ Oklahoma State	L	0-26	Stillwater, Okla.	18,500
	14	@ Tennessee	L	6-52	Knoxville, Tenn.	23,439
	21	@ North Texas*	L	12-23	Denton, Texas	15,000
	28	@ Wichita State*	L	7-9	Wichita, Kan.	11,770
Nov.	4	Cincinnati*	W	19-0	Skelly Stadium	8,256
	11	Houston	L	2-14	Skelly Stadium	10,278
	18	Iowa State	L	6-27	Skelly Stadium	6,660

*Missouri Valley Conference 1-2 (2nd place)

1962		Won 5		Lost 5		
Sept.	15	Hardin-Simmons	W	39-0	Skelly Stadium	14,000
	29	@ Arkansas	L	14-42	Fayetteville, Ark.	26,000
Oct.	6	Oklahoma State	L	7-17	Skelly Stadium	15,022
	13	North Texas*	W	34-0	Skelly Stadium	8,500
	20	Louisville	W	25-7	Skelly Stadium	8,000
	27	@ #2 Alabama	L	6-35	Tuscaloosa, Ala.	25,000
Nov.	3	@ Cincinnati*	W	24-18	Cincinnati, Ohio	7,500
	10	@ Houston	L	31-35	Houston, Texas	15,000
	17	Toledo	L	18-21	Skelly Stadium	5,000
	22	Wichita State*	W	21-6	Skelly Stadium	10,000

*Missouri Valley Conference 3-0 (1st place)

1963		Won 5		Lost 5		
Sept.	21	Montana State	W	23-13	Skelly Stadium	13,400
Oct.	5	Memphis	L	15-28	Skelly Stadium	12,057
	12	Cincinnati*	L	15-21	Skelly Stadium	9,823
	19	@ North Texas*	W	22-21	Denton, Texas	4,000
	26	@ Arkansas	L	7-56	Fayetteville, Ark.	27,000
Nov.	2	Southern Illinois	W	49-6	Skelly Stadium	7,634
	9	@ Oklahoma State	L	24-33	Stillwater, Okla.	15,000
	16	Houston	W	22-21	Skelly Stadium	5,662
	30	@ Wichita State*	L	15-26	Wichita, Kan.	9,830
Dec.	7	Louisville *	W	22-12	Skelly Stadium	5,071

*Missouri Valley Conference 2-2 (3rd place)

1964		Won 9		Lost 2		
Sept.	26	@ Arkansas	L	22-31	Fayetteville, Ark.	35,000
Oct.	3	Southern Illinois	W	63-7	Skelly Stadium	13,626
	10	@ Houston	W	31-23	Houston, Texas	15,000
	17	@ Louisville*	W	58-0	Louisville, Ky.	11,536
	24	@ Cincinnati*	L	23-28	Cincinnati, Ohio	16,500
	31	Oklahoma State	W	61-14	Skelly Stadium	23,731
Nov.	7	Memphis	W	19-7	Skelly Stadium	13,692
	14	North Texas*	W	47-0	Skelly Stadium	15,500
	21	@ Toledo	W	39-16	Toledo, Ohio	15,282
	26	Wichita State*	W	21-7	Skelly Stadium	19,750
Dec.	19	Mississippi	W	14-7	Houston, Texas	52,500

*Missouri Valley Conference 3-1 (2nd place)

Completed the season ranked 18th nationally in the UPI poll.

INTRO

PLAYERS

STAFF

REVIEW

AMERICAN ATHLETIC
CONFERENCE

OPPONENTS

HISTORY

RECORDS

1965		Won 8	Lost 3		
Sept.	11	@ Houston	W 14-0	Houston, Texas	37,138
	25	@ #5 Arkansas	L 12-20	Fayetteville, Ark.	34,000
Oct.	2	@ Oklahoma State	L 14-17	Stillwater, Okla.	27,000
	9	Memphis	W 32-28	Skelly Stadium	25,315
	16	@ North Texas*	W 27-20	Denton, Texas	8,000
	23	Cincinnati*	W 49-8	Skelly Stadium	24,867
	30	@ Southern Illinois	W 55-12	Carbondale, Ill.	15,000
Nov.	6	Louisville*	W 51-18	Skelly Stadium	35,783
	20	@ Wichita State*	W 13-3	Wichita, Kan.	12,000
	25	Colorado State	W 48-20	Skelly Stadium	29,631
Dec.	18	#7 Tennessee (Bluebonnet Bowl)	L 6-27	Houston, Texas	40,000

*Missouri Valley Conference 4-0 (1st place)

1966		Won 6	Lost 4		
Sept.	17	Tampa	W 57-11	Skelly Stadium	25,500
	24	@ #6 Arkansas	L 8-27	Fayetteville, Ark.	41,000
Oct.	8	@ Colorado State	W 20-6	Ft. Collins, Colo.	14,300
	15	North Texas*	W 30-27	Skelly Stadium	25,400
	22	@ Memphis	L 0-6	Memphis, Tenn.	27,604
	29	@ Cincinnati*	W 13-0	Cincinnati, Ohio	18,000
Nov.	5	@ Houston	L 14-73	Houston, Texas	42,061
	12	Montana State	W 13-10	Skelly Stadium	24,055
	19	@ Louisville*	L 18-29	Louisville, Ky.	3,500
	24	Wichita State*	W 47-14	Skelly Stadium	14,500

*Missouri Valley Conference 3-1 (1st place)

1967		Won 7	Lost 3		
Sept.	30	@ Arkansas	W 14-12	Fayetteville, Ark.	41,000
Oct.	7	Idaho State	W 58-0	Skelly Stadium	23,500
	14	Tampa	W 77-0	Skelly Stadium	21,500
	21	@ Cincinnati*	W 35-6	Cincinnati, Ohio	22,000
	28	@ Southern Illinois	L 13-16	Carbondale, Ill.	15,500
Nov.	4	@ Wichita State*	W 14-0	Wichita, Kan.	12,803
	11	Wake Forest	L 24-31	Skelly Stadium	23,500
	18	@ North Texas*	L 12-54	Denton, Texas	16,000
	25	#10 Houston	W 22-13	Skelly Stadium	26,300
Dec.	2	Louisville*	W 35-23	Skelly Stadium	12,000

*Missouri Valley Conference 3-1 (2nd place)

1968		Won 3	Lost 7		
Sept.	28	@ Arkansas	L 13-56	Fayetteville, Ark.	41,000
Oct.	5	Southern Illinois	W 20-3	Skelly Stadium	21,700
	12	@ Louisville*	L 7-16	Louisville, Ky.	11,132
	19	North Texas*	L 17-20	Skelly Stadium	26,250
	26	@ Cincinnati*	W 34-27	Cincinnati, Ohio	15,569
Nov.	2	Memphis*	L 6-32	Skelly Stadium	11,900
	9	@ Tulane	L 15-25	New Orleans, La.	10,260
	16	@ Air Force	L 8-28	Colo. Springs, Colo.	32,175
	23	@ #11 Houston	L 6-100	Houston, Texas	34,098
	28	Wichita State*	W 23-7	Skelly Stadium	8,000

*Missouri Valley Conference 2-3 (5th place)



VINCE Carillot

1 season

1969

W-1, L-9, T-0

1969		Won 1	Lost 9		
Sept.	20	@ Colorado	L 14-35	Boulder, Colo.	34,784
	27	@ #3 Arkansas	L 0-55	Fayetteville, Ark.	42,000
Oct.	11	@ Tampa	L 14-31	Tampa, Fla.	20,179
	18	Florida State	L 20-38	Skelly Stadium	16,500
	25	Cincinnati*	W 40-24	Skelly Stadium	12,000
Nov.	1	@ Memphis*	L 24-42	Memphis, Tenn.	23,003
	8	Houston	L 14-47	Skelly Stadium	17,750
	15	@ North Texas*	L 16-42	Denton, Texas	5,000
	22	@ Wichita State*	L 12-28	Wichita, Kan.	19,878
	27	Louisville*	L 29-35	Skelly Stadium	12,750

*Missouri Valley Conference 1-4 (5th place)



CLAUDE Gibson

2 1/2 seasons

1970 - 1972

W-11, L-16, T-0

1970		Won 6	Lost 4		
Sept.	12	Cincinnati	W 7-3	Skelly Stadium	17,500
	19	Idaho State	W 38-13	Skelly Stadium	15,250
	26	@ #12 Arkansas	L 7-49	Fayetteville, Ark.	40,000
Oct.	3	Memphis*	W 27-12	Skelly Stadium	17,500
	10	@ Louisville*	L 8-14	Louisville, Ky.	9,453
	17	@ Virginia Tech	L 14-17	Blacksburg, Va.	24,000
	31	@ Houston	L 9-21	Houston, Texas	34,119
Nov.	7	Wichita State*	W 21-12	Skelly Stadium	25,000
	21	Idaho	W 30-17	Skelly Stadium	8,500
Dec.	5	North Texas*	W 26-20	Skelly Stadium	10,000

*Missouri Valley Conference 3-1 (2nd place)

1971		Won 4	Lost 7		
Sept.	18	Kansas State	L 10-19	Skelly Stadium	23,500
	25	@ #7 Arkansas	W 21-20	Fayetteville, Ark.	41,742
Oct.	2	@ West Texas State*	W 17-13	Canyon, Texas	n/a
	9	Virginia Tech*	W 46-39	Skelly Stadium	21,500
	16	@ Wake Forest	L 21-51	Winston-Salem, NC	n/a
	23	Brigham Young†	L 7-25	Skelly Stadium	11,500
	30	@ Tennessee	L 3-38	Knoxville, Tenn.	62,517
Nov.	6	Louisville*	L 0-17	Skelly Stadium	14,000
	13	Air Force	L 7-17	Skelly Stadium	21,000
	20	@ Florida State	L 10-45	Tallahassee, Fla.	20,528
	27	@ Wichita State*	W 31-13	Wichita, Kan.	7,835

*Missouri Valley Conference 3-2 (2nd place)

†Designated MVC Game

1972		Won 4	Lost 7		
Sept.	9	@ Kansas State	L 13-21	Manhattan, Kan.	28,000
	16	Wichita State*	W 10-9	Skelly Stadium	21,000
	23	Houston	L 0-21	Skelly Stadium	23,200
	30	@ Arkansas	L 20-21	Fayetteville, Ark.	40,003
Oct.	7	@ Texas Tech	L 18-35	Lubbock, Texas	34,175
	14	TCU†	L 9-35	Skelly Stadium	18,500





F.A. Dry
4 1/2 seasons
1972 - 1976
W-31, L-18, T-1
4 MVC Championships

1972 (continued)

	28	@ Memphis*	L	21-49	Memphis, Tenn.	21,736
Nov.	4	@ #17 Louisville*	W	28-26	Louisville, Ky.	24,000
	11	@ Florida State	L	21-23	Tallahassee, Fla.	24,016
	18	Montana	W	10-7	Skelly Stadium	10,000
	25	North Texas*	W	45-22	Skelly Stadium	5,000

*Missouri Valley Conference 3-2 (4th place)
 †Designated MVC Game

1973 Won 6 Lost 5

Sept.	15	West Texas State*	W	48-3	Skelly Stadium	27,000
	22	@ Kansas State	L	0-21	Manhattan, Kan.	27,500
	29	Cincinnati	W	16-13	Skelly Stadium	24,000
Oct.	6	Drake*	W	44-7	Skelly Stadium	23,500
	13	@ Memphis	L	16-28	Memphis, Tenn.	10,420
	20	New Mexico State*	W	52-14	Skelly Stadium	20,000
	27	@ Arkansas	L	6-20	Little Rock, Ark.	42,341
Nov.	3	Louisville*	W	17-9	Skelly Stadium	18,500
	17	@ North Texas*	W	24-15	Denton, Texas	14,800
	24	@ Wichita State*	L	19-28	Wichita, Kan.	6,548
Dec.	1	@ #14 Houston	L	16-35	Houston, Texas	21,590

*Missouri Valley Conference 5-1 (1st place)

1974 Won 8 Lost 3

Sept.	14	@ Kansas State	L	14-31	Manhattan, Kan.	18,000
	21	North Texas State*	W	31-6	Skelly Stadium	22,500
	28	@ Arkansas	L	0-60	Fayetteville, Ark.	39,200
Oct.	5	@ Tennessee	L	10-17	Knoxville, Tenn.	67,256
	12	Wichita State*	W	35-13	Skelly Stadium	20,000
	19	West Texas State*	W	17-10	Skelly Stadium	22,000
	26	@ Tampa	W	31-21	Tampa, Fla.	18,295
Nov.	2	@ Louisville*	W	37-7	Louisville, Ky.	9,146
	9	New Mexico State*	W	28-7	Skelly Stadium	10,000
	16	@ Drake*	W	52-14	Des Moines, Iowa	7,650
	30	#15 Houston	W	30-14	Skelly Stadium	15,500

*Missouri Valley Conference 6-0 (1st place)
 Completed the season ranked 19th nationally in the UPI poll.

1975 Won 7 Lost 4

Sept.	13	Kansas State	L	16-17	Skelly Stadium	34,000
	20	@ West Texas State*	W	23-14	Canyon, Texas	12,800
	27	@ Arkansas	L	15-31	Fayetteville, Ark.	38,000
Oct.	4	@ New Mexico State*	W	35-7	Las Cruces, NM	11,026
	11	Cincinnati	W	24-16	Skelly Stadium	27,000
	18	@ Wichita State*	W	41-10	Wichita, Kan.	13,278
	25	Memphis	L	14-16	Skelly Stadium	20,000
Nov.	1	Louisville	W	38-14	Skelly Stadium	14,500
	8	Drake*	W	70-7	Skelly Stadium	20,000
	15	Indiana State	W	62-7	Skelly Stadium	21,500
	29	@ Houston	L	30-42	Houston, Texas	12,127

*Missouri Valley Conference 4-0 (1st place)

1976 Won 7 Lost 4 Tied 1

Sept.	4	Richmond	W	22-7	Skelly Stadium	24,000
	11	@ Oklahoma State	L	21-33	Stillwater, Okla.	38,000
	18	Memphis	W	16-14	Skelly Stadium	30,350
	25	@ #12 Arkansas	W	9-3	Fayetteville, Ark.	40,563
Oct.	2	New Mexico State*	W	32-7	Skelly Stadium	31,700
	16	@ Cincinnati	L	7-16	Cincinnati, Ohio	17,717
	30	@ Louisville	W	20-10	Louisville, Ky.	8,068
Nov.	6	@ Virginia Tech	W	35-31	Blacksburg, Va.	31,000
	13	@ Drake*	W	45-20	Des Moines, Iowa	5,182
	20	Wichita State*	L	13-30	Skelly Stadium	12,425
	27	West Texas State*	T	17-17	Skelly Stadium	7,130
Dec.	13	McNeese State	L	16-20	Shreveport, La.	19,164

(Independence Bowl)
 *Missouri Valley Conference 2-1-1 (1st place)



JOHN Cooper
8 seasons
1977 - 1984
W-57, L-31, T-0
5 MVC Championships

1977 Won 3 Lost 8

Sept.	3	@ SW Louisiana	L	21-48	Lafayette, La.	24,130
	10	#20 Oklahoma State	L	17-34	Skelly Stadium	39,168
	17	UL-Monroe	W	37-35	Skelly Stadium	14,306
	24	@ #16 Arkansas	L	3-37	Fayetteville, Ark.	43,524
Oct.	1	Wichita State*	L	26-38	Skelly Stadium	17,081
	8	@ Louisville	L	0-33	Louisville, Ky.	12,007
	22	@ Cincinnati†	L	0-28	Cincinnati, Ohio	14,400
	29	@ San Diego State	L	7-41	San Diego, Calif.	28,306
Nov.	5	@ Drake*	W	33-23	Des Moines, Iowa	6,370
	12	New Mexico State*	W	27-24	Skelly Stadium	11,384
	19	@ West Texas State*	L	21-57	Canyon, Texas	6,300

*Missouri Valley Conference 2-3 (4th place)
 †Designated MVC Game

1978 Won 9 Lost 2

Sept.	2	Arkansas State	W	21-20	Skelly Stadium	20,900
	9	@ Virginia Tech	W	35-33	Blacksburg, Va.	26,000
	16	SW Louisiana	W	10-3	Skelly Stadium	21,500
	23	Kansas State	W	24-14	Skelly Stadium	22,000
	30	@ #2 Arkansas	L	13-21	Fayetteville, Ark.	45,435
Oct.	7	Louisville†	W	24-7	Skelly Stadium	20,500
	14	@ New Mexico State*	L	20-23	Las Cruces, NM	12,337
	21	@ Cincinnati†	W	27-26	Cincinnati, Ohio	11,521
	28	Drake*	W	44-20	Skelly Stadium	17,500
Nov.	4	West Texas State*	W	44-23	Skelly Stadium	18,250
	11	@ Wichita State*	W	27-13	Wichita, Kan.	6,519

*Missouri Valley Conference 5-1 (2nd place)
 †Designated MVC Games

INTRO

PLAYERS

STAFF

REVIEW

AMERICAN ATHLETIC
 CONFERENCE

OPPONENTS

HISTORY

RECORDS

1979		Won 6	Lost 5		
Sept.	1	McNeese State	L	3-6	Skelly Stadium 24,600
	8	@ Air Force	W	24-7	Colo. Springs, Colo. 23,000
	15	SW Louisiana	W	28-20	Skelly Stadium 17,500
Oct.	22	@ #3 Oklahoma	L	13-49	Norman, Okla. 71,187
	29	@ #13 Arkansas	L	8-33	Fayetteville, Ark. 45,742
	6	@ Kansas State	W	9-6	Manhattan, Kan. 33,100
	13	@ Louisville	L	7-24	Louisville, Ky. 14,941
Nov.	20	TCU	L	17-24	Skelly Stadium 20,000
	27	@ Florida	W	20-10	Gainesville, Fla. 60,126
	3	Wichita State*	W	28-26	Skelly Stadium 17,821
	11	New Mexico State*	W	38-16	Skelly Stadium 10,065

*Missouri Valley Conference 2-0 (not enough MVC games to qualify for title)

1980		Won 8	Lost 3		
Sept.	13	Cincinnati	W	31-13	Skelly Stadium 19,941
	20	@ Wichita State*	L	10-23	Wichita, Kan. 19,010
	27	@ #15 Arkansas	L	10-13	Fayetteville, Ark. 41,082
Oct.	4	Kansas State	W	3-0	Skelly Stadium 23,213
	11	North Texas	W	28-27	Skelly Stadium 18,315
	18	@ TCU	W	23-17	Ft. Worth, Texas 12,367
	25	West Texas State*	W	44-24	Skelly Stadium 18,011
Nov.	1	@ #5 Florida State	L	2-45	Tallahassee, Fla. 47,683
	8	Indiana State*	W	30-7	Skelly Stadium 17,647
	15	@ Southern Illinois*	W	41-7	Carbondale, Ill. 6,432
	22	@ New Mexico State*	W	21-20	Las Cruces, NM 10,081

*Missouri Valley Conference 4-1 (1st place)

1981		Won 7	Lost 4		
Sept.	5	Kansas† (forfeit)	W	11-15	Skelly Stadium 36,824
	12	@ Arkansas	L	10-14	Fayetteville, Ark. 42,118
	19	@ Oklahoma State	L	21-23	Stillwater, Okla. 47,000
	26	Southern Illinois*	L	34-36	Skelly Stadium 18,943
Oct.	3	Kansas State	W	35-21	Skelly Stadium 18,196
	17	@ Indiana State*	W	20-19	Terre Haute, Ind. 5,293
	24	Wichita State*	W	52-21	Skelly Stadium 17,022
	31	Drake*	W	59-6	Skelly Stadium 19,741
Nov.	7	New Mexico State*	W	31-0	Skelly Stadium 23,621
	14	@ West Texas State*	W	24-10	Canyon, Texas 8,300
	21	@ Arkansas State	L	7-31	Jonesboro, Ark. 10,419

*Missouri Valley Conference 5-1 (1st place)

†Kansas later forfeited game to Tulsa

1982		Won 10	Lost 1		
Sept.	4	Air Force	W	35-17	Skelly Stadium 29,811
	11	@ #13 Arkansas	L	0-38	Fayetteville, Ark. 43,820
	19	Oklahoma State	W	25-15	Skelly Stadium 35,297
Oct.	2	@ Kansas	W	20-15	Lawrence, Kan. 35,512
	9	@ New Mexico State*	W	31-14	Las Cruces, NM 11,633
	16	Southern Illinois*	W	22-3	Skelly Stadium 26,936
	23	@ Drake*	W	34-18	Des Moines, Iowa 12,820
Nov.	30	@ Wichita State*	W	30-21	Wichita, Kan. 28,450
	6	West Texas State*	W	59-21	Skelly Stadium 25,803
	13	Indiana State*	W	48-14	Skelly Stadium 23,929
	20	@ North Texas	W	38-20	Denton, Texas 8,500


*Missouri Valley Conference 6-0 (1st place)

1983		Won 8	Lost 3		
Sept.	3	San Diego State	W	34-9	Skelly Stadium 25,429
	10	@ Arkansas	L	14-17	Fayetteville, Ark. 45,202
	17	NW Louisiana	W	26-19	Skelly Stadium 20,193
Oct.	24	@ #8 Oklahoma	L	18-28	Norman, Okla. 75,008
	1	@ Oklahoma State	L	0-9	Stillwater, Okla. 49,500
	8	New Mexico State*	W	24-10	Skelly Stadium 16,098
	15	Illinois State*	W	39-25	Skelly Stadium 21,107
Nov.	22	@ Texas Tech	W	59-20	Lubbock, Texas 34,002
	29	Wichita State*	W	30-19	Skelly Stadium 23,947
	5	@ Drake*	W	22-13	Des Moines, Iowa 4,900
	12	West Texas State*	W	31-16	Skelly Stadium 22,318

*Missouri Valley Conference 5-0 (1st place)

1984		Won 6	Lost 5		
Sept.	1	Southern Illinois*	W	23-10	Skelly Stadium 17,127
	15	@ #8 Brigham Young	L	15-38	Provo, Utah 64,327
	22	@ Arkansas	L	9-18	Fayetteville, Ark. 43,680
	29	#10 Oklahoma State	L	7-31	Skelly Stadium 40,235
Oct.	6	@ West Texas State*	W	35-7	Canyon, Texas 2,300
	13	East Carolina	W	31-20	Skelly Stadium 16,674
	20	Wichita State*	W	55-20	Skelly Stadium 12,621
	27	@ Texas Tech	L	17-20	Lubbock, Texas 34,624
Nov.	3	@ Illinois State*	W	28-7	Normal, Ill. 9,491
	10	@ Indiana State*	W	24-17	Terre Haute, Ind. 12,392
	17	SW Louisiana	L	17-18	Skelly Stadium 13,104

*Missouri Valley Conference 5-0 (1st place)



1982 TEAM





DON Morton

2 seasons
1985 - 1986
W-13, L-9, T-0
1 MVC Championship

1985		Won 6		Lost 5	
Sept.	7	Houston*	W	31-24	Skelly Stadium 28,156
	14	Texas Tech	L	17-21	Skelly Stadium 29,972
	21	@ Arkansas	L	0-24	Little Rock, Ark. 55,112
	28	@ Texas A&M	L	10-45	College Station, Texas 44,342
Oct.	5	@ #6 Oklahoma St.	L	13-25	Stillwater, Okla. 49,400
	12	Long Beach State	W	37-35	Skelly Stadium 12,262
	19	@ #13 Florida State	L	14-76	Tallahassee, Fla. 53,500
	26	West Texas State*	W	44-17	Skelly Stadium 11,378
Nov.	2	@ Wichita State*	W	42-26	Wichita, Kan. 11,760
	9	Drake*	W	45-15	Skelly Stadium 12,872
	16	@ East Carolina†	W	21-20	Greenville, NC 23,126

*Missouri Valley Conference 5-0 (1st place)
†Designated MVC Game

1986		Won 7		Lost 4	
Aug.	30	Louisiana Tech	L	17-22	Skelly Stadium 25,667
Sept.	6	Tennessee Tech	W	51-0	Skelly Stadium 10,466
	13	Oklahoma State	W	27-23	Skelly Stadium 41,235
	20	@ #12 Arkansas	L	17-34	Fayetteville, Ark. 51,080
	27	@ Houston	W	24-14	Houston, Texas 12,445
Oct.	2	Cal-St Fullerton	W	20-10	Skelly Stadium 11,988
	11	@ SW Louisiana	L	13-17	Lafayette, La. 22,031
	18	Central Michigan	W	42-6	Skelly Stadium 10,876
Nov.	1	Wichita State	W	38-10	Skelly Stadium 12,437
	8	@ New Mexico	W	34-27	Albuquerque, NM 11,372
	15	@ #1 Miami (Fla.)	L	10-23	Miami, Fla. 51,110



GEORGE Henshaw

1 season
1987
W-3, L-8, T-0

1987		Won 3		Lost 8	
Sept.	5	@ Oklahoma State	L	28-39	Stillwater, Okla. 46,700
	12	@ Florida	L	0-52	Gainesville, Fla. 72,173
	19	@ Arkansas	L	15-30	Fayetteville, Ark. 46,418
	26	#1 Oklahoma	L	0-65	Skelly Stadium 47,350
Oct.	3	@ Kansas State	W	37-25	Manhattan, Kan. 28,400
	10	@ Temple	W	24-17	Philadelphia, Pa. 20,008
	17	@ Central Michigan	L	18-41	Mt. Pleasant, Mich. 19,612
	24	@ Texas Tech	L	7-42	Lubbock, Texas 24,341
	31	Louisville	W	26-22	Skelly Stadium 19,472
Nov.	7	Northern Arizona	L	20-24	Skelly Stadium 10,863
	21	Memphis	L	0-14	Skelly Stadium 18,612



DAVE Rader

12 seasons
1988 - 1999
W-49, L-80, T-1
2 Bowl Appearances

1988		Won 4		Lost 7	
Sept.	3	Kansas State	W	35-9	Skelly Stadium 21,547
	10	@ Arkansas	L	26-30	Fayetteville, Ark. 43,008
	24	UTEP	L	24-27	Skelly Stadium 20,057
Oct.	1	@ Oklahoma State	L	35-56	Stillwater, Okla. 45,100
	8	@ Louisville	L	3-9	Louisville, Ky. 24,381
	15	@ Houston	L	28-82	Houston, Texas 14,068
	29	@ UNLV	W	33-7	Las Vegas, Nev. 18,425
Nov.	5	@ #3 Miami (Fla.)	L	3-34	Miami, Fla. 38,196
	12	@ Memphis	L	20-26	Memphis, Tenn. 8,213
	19	Temple	W	15-10	Skelly Stadium 7,186
	26	Colorado State	W	32-28	Skelly Stadium 7,500

1989		Won 6		Lost 6	
Sept.	2	@ UTEP	W	23-14	El Paso, Texas 38,065
	9	Oklahoma State	W	20-10	Skelly Stadium 40,785
	16	@ #9 Arkansas	L	7-26	Fayetteville, Ark. 51,518
	23	New Mexico	W	35-33	Skelly Stadium 19,382
	30	@ Iowa	L	22-30	Iowa City, Iowa 67,770
Oct.	7	@ SW Louisiana	L	13-21	Lafayette, La. 20,263
	14	New Mexico State	W	34-13	Skelly Stadium 21,134
	21	Louisville	W	31-24	Skelly Stadium 20,012
	28	@ Louisiana Tech	L	31-34	Ruston, La. 17,100
Nov.	11	@ Wake Forest	L	17-29	Winston-Salem, NC 11,400
	18	Bowling Green	W	45-10	Skelly Stadium 25,629
Dec.	16	Oregon	L	24-27	Shreveport, La. 44,621

1990		Won 3		Lost 8	
Sept.	1	@ Oklahoma State	L	3-10	Stillwater, Okla. 41,200
	8	SW Missouri State	W	41-28	Skelly Stadium 22,590
	15	@ Arkansas	L	3-28	Fayetteville, Ark. 50,118
	22	@ #11 Oklahoma	L	10-52	Norman, Okla. 70,325
	29	Memphis	L	10-22	Skelly Stadium 21,072
Oct.	6	@ Louisville	L	14-38	Louisville, Ky. 36,692
	13	Louisiana Tech	L	21-35	Skelly Stadium 17,658
	20	SW Louisiana	L	13-25	Skelly Stadium 18,019
	27	@ New Mexico State	W	35-10	Las Cruces, NM 17,972
Nov.	10	@ Colorado State	L	13-31	Fort Collins, Colo. 25,710
	17	Montana State	W	20-2	Skelly Stadium 40,248

1991		Won 10		Lost 2	
Aug.	31	SW Missouri State	W	34-13	Skelly Stadium 31,124
Sept.	7	Oklahoma State	W	13-7	Skelly Stadium 39,479
	14	@ Kansas	L	17-23	Lawrence, Kan. 35,000
	21	#15 Texas A&M	W	35-34	Skelly Stadium 30,122
	28	#2 Miami (Fla.)	L	10-34	Skelly Stadium 35,689
Oct.	12	@ SW Louisiana	W	34-20	Lafayette, La. 17,512
	26	@ Memphis	W	33-28	Memphis, Tenn. 17,502
Nov.	2	Southern Miss	W	13-10	Skelly Stadium 27,784
	16	Louisville	W	40-0	Skelly Stadium 31,717
	23	Ohio	W	45-13	Skelly Stadium 23,237
	30	@ SMU	W	31-26	Dallas, Texas 7,900
Dec.	30	San Diego State	W	28-17	Anaheim, Calif. 34,217

Completed the season ranked 21st nationally in both the Associated Press and USA Today/CNN polls.

INTRO

PLAYERS

STAFF

REVIEW

AMERICAN ATHLETIC CONFERENCE

OPPONENTS

HISTORY

RECORDS

1992		Won 4		Lost 7	
Sept.	5	Houston	W 28-25	Skelly Stadium	33,619
	12	@ #7 Texas A&M	L 9-19	College Station, Texas	58,926
	19	Kansas	L 7-40	Skelly Stadium	34,986
	26	@ Oklahoma State	L 19-24	Stillwater, Okla.	47,280
Oct.	3	@ Southern Miss	L 24-33	Hattiesburg, Miss.	18,253
	10	SW Missouri State	W 17-14	Skelly Stadium	21,856
	17	@ Louisville	L 27-32	Louisville, Ky.	29,517
	24	Memphis	L 25-30	Skelly Stadium	20,142
	31	SW Louisiana	W 27-9	Skelly Stadium	19,073
Nov.	7	UTEP	W 48-39	Skelly Stadium	19,624
	28	@ Hawaii	L 9-38	Honolulu, Hawaii	35,217

1993		Won 4		Lost 6		Tied 1	
Sept.	4	@ Iowa	L 25-26	Iowa City, Iowa	66,431		
	11	@ Houston	W 38-24	Houston, Texas	15,138		
	18	Oklahoma State	L 10-16	Skelly Stadium	40,385		
	25	@ #10 Oklahoma	L 20-41	Norman, Okla.	67,121		
Oct.	2	Cincinnati	L 15-22	Skelly Stadium	21,296		
	16	@ Memphis	W 23-19	Memphis, Tenn.	27,996		
	30	Middle Tennessee	W 38-17	Skelly Stadium	17,345		
Nov.	6	@ East Carolina	W 52-26	Greenville, NC	18,138		
	13	@ Arkansas	L 11-24	Fayetteville, Ark.	28,525		
	20	Southern Miss	T 30-30	Skelly Stadium	21,783		
	25	Louisville	L 0-28	Skelly Stadium	24,576		

1994		Won 3		Lost 8	
Sept.	3	@ Missouri	W 20-17	Columbia, Mo.	55,263
	10	Memphis	L 18-42	Skelly Stadium	21,324
	17	@ Wyoming	L 7-17	Laramie, Wyo.	21,547
	24	@ Oklahoma State	L 10-17	Stillwater, Okla.	46,840
Oct.	8	UTEP	L 17-24	Skelly Stadium	17,127
	15	UNLV	W 44-22	Skelly Stadium	16,875
	22	East Carolina	L 21-28	Skelly Stadium	24,811
	29	@ Southern Miss	L 29-47	Hattiesburg, Miss.	13,493
Nov.	12	SW Missouri State	W 38-28	Skelly Stadium	17,349
	19	@ Cincinnati	L 13-28	Cincinnati, Ohio	18,162
	26	@ Louisville	L 27-34	Louisville, Ky.	35,655


1995		Won 4		Lost 7	
Sept.	2	Baylor	L 5-37	Skelly Stadium	27,133
	9	Oklahoma State	W 24-23	Skelly Stadium	31,963
	16	@ #3 Texas A&M	L 9-52	College Station, Texas	57,067
	23	East Tennessee St.	W 45-20	Skelly Stadium	17,836
	30	@ Louisiana Tech	L 23-27	Shreveport, La.	18,965
Oct.	7	Wyoming	W 35-6	Skelly Stadium	20,003
	14	@ UTEP	W 38-28	El Paso, Texas	19,931
	28	@ Memphis	L 7-10	Memphis, Tenn.	12,798
Nov.	4	@ Brigham Young	L 35-45	Provo, Utah	63,754
	11	@ East Carolina	L 7-23	Greenville, NC	26,410
	18	Cincinnati	L 5-24	Skelly Stadium	19,312

1996		Won 4		Lost 7	
Aug.	31	@ SMU*	L 10-17	Dallas, Texas	12,177
Sept.	14	@ Oklahoma State	L 9-30	Stillwater, Okla.	44,800
	21	#19 Iowa	W 27-20	Skelly Stadium	27,788
	28	@ Oklahoma	W 31-24	Norman, Okla.	68,384
Oct.	12	Colorado State*	W 20-14	Skelly Stadium	24,556
	19	#18 Brigham Young*	L 30-55	Skelly Stadium	34,624
	26	@ Utah*	L 19-45	Salt Lake City, Utah	29,047
Nov.	2	New Mexico*	L 23-34	Skelly Stadium	19,897
	9	TCU*	L 24-31	Skelly Stadium	17,203
	16	@ UTEP*	W 38-21	El Paso, Texas	14,293
	23	@ Rice*	L 14-42	Houston, Texas	19,200

*Western Athletic Conference 2-6-0 (7th place/Mountain Division)

1997		Won 2		Lost 9	
Aug.	28	@ Cincinnati	L 24-33	Cincinnati, Ohio	17,591
Sept.	13	@ Iowa	L 16-54	Iowa City, Iowa	64,893
	20	Missouri	L 21-42	Skelly Stadium	40,385
Oct.	4	Rice*	L 24-42	Skelly Stadium	19,994
	11	UTEP*	L 18-33	Skelly Stadium	18-33
	18	@ TCU*	W 33-22	Fort Worth, Texas	23,813
	26	@ Colorado State*	L 8-44	Fort Collins, Colo.	27,542
Nov.	1	Utah*	W 21-13	Skelly Stadium	19,864
	8	@ Brigham Young*	L 39-49	Provo, Utah	64,200
	15	SMU*	L 41-42	Skelly Stadium	15,234
	22	@ New Mexico*	L 13-51	Albuquerque, NM	29,217

* Western Athletic Conference 2-6-0 (7th place/Mountain Division)



1991 FREEDOM BOWL CHAMPIONSHIP TEAM



1998		Won 4	Lost 7		
Sept.	5	SW Missouri State	W 49-14	Skelly Stadium	24,332
	12	Oklahoma State	W 35-20	Skelly Stadium	40,385
	26	@ West Virginia	L 21-44	Morgantown, WV	48,819
Oct.	3	San Diego State*	L 14-24	Skelly Stadium	18,320
	10	@ Colorado State*	L 7-34	Fort Collins, Colo.	31,575
	17	@ Rice*	L 10-14	Houston, Texas	18,116
	24	Air Force*	L 21-42	Skelly Stadium	21,763
	31	@ UNLV*	W 20-16	Las Vegas, Nev.	15,187
Nov.	7	@ SMU*	L 3-33	Dallas, Texas	11,143
	14	TCU*	L 7-17	Skelly Stadium	12,628
	21	Wyoming*	W 35-0	Skelly Stadium	12,054

*Western Athletic Conference 2-6-0 (7th place/Mountain Division)

1999		Won 2	Lost 9		
Sept.	4	SW Missouri State	W 45-21	Skelly Stadium	25,007
	11	@ Oklahoma State	L 9-46	Stillwater, Okla.	46,250
	18	@ #7 Texas A&M	L 13-62	College Station, Texas	67,647
	25	@ San Jose State*	L 10-34	San Jose, Calif.	12,871
Oct.	2	Rice*	L 10-20	Skelly Stadium	15,270
	16	@ TCU*	L 17-56	Fort Worth, Texas	27,957
	23	Hawaii*	L 21-35	Skelly Stadium	15,756

Pat Henderson was named interim coach prior to the Fresno State game. He completed the season with a 1-3 record.

	30	Fresno State*	L 14-28	Skelly Stadium	13,265
Nov.	6	@ UTEP*	W 43-19	El Paso, Texas	25,527
	13	Louisiana-Monroe	L 34-37	Skelly Stadium	15,037
	20	SMU*	L 14-28	Skelly Stadium	14,199

*Western Athletic Conference 1-6-0 (8th place)



KEITH Burns
3 seasons
2000 - 2002
W-7, L-28, T-0

2000		Won 5	Lost 7		
Sept.	2	@ North Carolina	L 9-30	Chapel Hill, NC	44,000
	9	Oklahoma State	L 26-36	Skelly Stadium	40,385
	16	@ Rice*	W 23-16	Houston, Texas	10,868
	23	Louisiana Tech	W 22-10	Skelly Stadium	17,673
	30	@ Hawaii*	W 24-14	Honolulu, Hawaii	36,430
Oct.	7	UTEP*	L 7-40	Skelly Stadium	18,689
	14	@ New Mexico State	L 28-42	Las Cruces, NM	15,822
	21	#11 TCU*	L 3-17	Skelly Stadium	20,034
	28	@ Fresno State*	L 12-34	Fresno, Calif.	41,088
Nov.	11	@ SMU*	L 20-24	Dallas, Texas	14,127
	18	San Jose State*	W 28-17	Skelly Stadium	13,023
	25	Nevada*	W 38-3	Skelly Stadium	15,024

*Western Athletic Conference 4-4-0 (5th place)

2001		Won 1	Lost 10		
Aug.	30	Indiana State	W 51-0	Skelly Stadium	20,839
Sept.	22	#11 Fresno State*	L 18-37	Skelly Stadium	31,087
	29	@ UTEP*	L 10-26	El Paso, Texas	30,044
Oct.	6	New Mexico State	L 7-24	Skelly Stadium	17,211
	13	@ Boise State*	L 10-41	Boise, Idaho	23,123
	20	Hawaii*	L 15-36	Skelly Stadium	17,629
	27	@ San Jose State*	L 27-63	San Jose, Calif.	6,873
Nov.	3	@ #3 Oklahoma	L 0-58	Norman, Okla.	74,911
	10	@ Rice*	L 32-59	Houston, Texas	29,317
	17	SMU*	L 14-24	Skelly Stadium	18,112
	24	Louisiana Tech*	L 7-19	Skelly Stadium	12,173

*Western Athletic Conference 0-8-0 (10th place)

2002		Won 1	Lost 11		
Aug.	30	#1 Oklahoma	L 0-37	Skelly Stadium	40,385
Sept.	7	@ Arkansas State	L 19-21	Jonesboro, Ark.	15,363
	14	@ Louisiana Tech*	L 9-53	Ruston, La.	18,600
	21	@ Baylor	L 25-37	Waco, Texas	30,337
	28	Kansas	L 33-43	Skelly Stadium	17,893
Oct.	12	Boise State*	L 24-52	Skelly Stadium	15,079
	19	@ Hawaii*	L 14-37	Honolulu, Hawaii	34,098
	26	UTEP*	W 20-0	Skelly Stadium	12,317
Nov.	2	Rice*	L 18-33	Skelly Stadium	12,587
	9	@ Fresno State*	L 12-31	Fresno, Calif.	37,841
	16	San Jose State*	L 38-49	Skelly Stadium	15,653
	23	@ SMU*	L 21-24	Dallas, Texas	12,324

*Western Athletic Conference 1-7-0 (T-9th place)



STEVE Kragthorpe
4 seasons
2003 - 2006
W-29, L-22, T-0
1 C-USA Championship
3 Bowl Appearances

2003		Won 8	Lost 5		
Aug.	30	@ Minnesota	L 10-49	Minneapolis, Minn.	36,623
Sept.	6	@ Arkansas	L 13-45	Fayetteville, Ark.	69,442
	13	Texas State	W 41-15	Skelly Stadium	35,805
	20	Arkansas State	W 54-7	Skelly Stadium	16,231
Oct.	4	Hawaii*	W 27-16	Skelly Stadium	17,342
	11	@ Boise State*	L 20-27	Boise, Idaho	29,719
	18	Nevada*	L 21-28	Skelly Stadium	17,816
	25	SMU*	W 35-16	Skelly Stadium	16,733
Nov.	1	@ UTEP*	W 56-28	El Paso, Texas	17,095
	8	@ Rice*	W 31-28	Houston, Texas	10,846
	15	Louisiana Tech*	W 48-18	Skelly Stadium	28,862
	22	@ San Jose State*	W 34-32	San Jose, Calif.	7,618
Jan.	3	Georgia Tech	L 10-52	Boise, Idaho	23,118

(Humanitarian Bowl)
*Western Athletic Conference 6-2-0 (T-2nd place)

2004		Won 4	Lost 8		
Sept.	4	@ Kansas	L 3-21	Lawrence, Kan.	40,646
	11	@ Oklahoma State	L 21-38	Stillwater, Okla.	47,307
	18	Navy	L 0-29	Skelly Stadium	23,658
	25	SW Missouri State	W 49-7	Skelly Stadium	17,980
Oct.	2	@ Hawaii*	L 16-44	Honolulu, Hawaii	44,429
	16	#18 Boise State*	L 42-45	Skelly Stadium	20,817
	23	@ Nevada*	L/OT 48-54	Reno, Nev.	13,550
	30	Rice*	W 39-22	Skelly Stadium	12,218
Nov.	6	@ SMU*	L/OT 35-41	Dallas, Texas	12,677
	13	@ Louisiana Tech*	L 21-38	Shreveport, La.	7,713
	20	San Jose State*	W 34-24	Skelly Stadium	15,784
	27	#24 UTEP*	W 37-35	Skelly Stadium	10,977

*Western Athletic Conference 3-5-0 (T-6th place)

INTRO

PLAYERS

STAFF

REVIEW

AMERICAN ATHLETIC
CONFERENCE

OPPONENTS

HISTORY

RECORDS

2005 Won 9 Lost 4

Sept. 1	Minnesota	L	10-41	Skelly Stadium	33,410
Sept. 10	@ #18 Oklahoma	L	15-31	Norman, Okla.	83,877
Sept. 17	@ North Texas	W	54-2	Denton, Texas	23,112
Sept. 24	Memphis*	w/OT	37-31	Skelly Stadium	20,645
Oct. 1	Houston*	L	23-30	Skelly Stadium	15,580
Oct. 8	@ Southern Miss*	W	34-17	Hattiesburg, Miss.	28,375
Oct. 15	@ Rice*	W	41-21	Houston, Texas	10,893
Oct. 22	SMU*	W	20-13	Skelly Stadium	22,502
Nov. 5	@ UTEP*	L	38-41	El Paso, Texas	49,160
Nov. 12	East Carolina*	W	45-13	Skelly Stadium	21,995
Nov. 16	@ Tulane*	W	38-14	Monroe, La.	10,306
Dec. 3	@ UCF**	W	44-27	Orlando, Fla.	51,978
Dec. 31	Fresno State	W	31-24	Memphis, Tenn.	54,894

* Conference USA 6-2-0 (1st place/West Division)
 ** Conference USA Football Championship Game

2006 Won 8 Lost 5

Aug. 30	Stephen F. Austsin	W	45-7	Skelly Stadium	23,308
Sept. 9	@ Brigham Young	L	24-49	Provo, Utah	56,627
16	North Texas	W	28-3	Skelly Stadium	22,045
23	@ Navy	w/OT	24-23	Annapolis, Md.	31,604
Oct. 3	Southern Miss*	W	20-6	Skelly Stadium	20,625
14	@ East Carolina*	W	31-10	Greenville, NC	34,011
21	@ Memphis*	W	35-14	Memphis, Tenn.	30,059
27	UTEP*	W	30-20	Skelly Stadium	28,074
Nov. 4	@ Houston*	L	10-27	Houston, Texas	22,452
11	Rice*	L/OT	38-41	Skelly Stadium	18,632
18	@ SMU*	L	24-34	Dallas, Texas	14,658
24	Tulane*	W	38-3	Skelly Stadium	15,502
Dec. 23	Utah	L	13-25	Fort Worth, Texas	32,412

* Conference USA 5-3-0 (3rd place/West Division)



TODD Graham

4 seasons

2007-2010

W-36, L-17, T-0

2 C-USA West Division Titles, 1 shared West Division Title

3 Bowl Appearances

2007 Won 10 Lost 4


Aug. 30	@ UL-Monroe	W	35-17	Monroe, La.	22,022
Sept. 15	BYU	W	55-47	Chapman Stadium	24,445
20	Oklahoma	L	21-62	Chapman Stadium	35,542
29	UAB*	W	38-30	Chapman Stadium	22,710
Oct. 6	@ UTEP*	L	47-48	El Paso, Texas	35,676
12	Marshall*	W	38-31	Chapman Stadium	20,255
20	@ UCF*	L	23-44	Orlando, Fla.	45,510
27	SMU*	W	29-23	Chapman Stadium	18,853
Nov. 3	@ Tulane*	W	49-25	New Orleans, La.	15,271
10	Houston*	W	56-7	Chapman Stadium	25,428
17	@ Army	W	49-29	West Point, NY	27,687
24	@ Rice*	W	48-43	Houston, Texas	11,742
Dec. 1	@ UCF**	L	25-44	Orlando, Fla.	44,128
Jan. 6	Bowling Green	W	63-7	Mobile, Ala.	36,932

* Conference USA 6-2-0 (1st place/West Division)
 ** Conference USA Football Championship Game

2008 Won 11 Lost 3

Aug. 30	@ UAB*	W	45-22	Birmingham, Ala.	19,672
Sept. 6	@ North Texas	W	56-26	Denton, Texas	22,785
20	New Mexico	W	56-14	Chapman Stadium	30,000
27	Central Arkansas	W	62-34	Chapman Stadium	20,646
Oct. 4	Rice*	W	63-28	Chapman Stadium	24,926
11	@ SMU*	W	37-31	Dallas, Texas	15,324
18	UTEP*	W	77-35	Chapman Stadium	21,873
26	UCF*	W	49-19	Chapman Stadium	30,000
Nov. 1	@ Arkansas	L	23-30	Fayetteville, Ark.	70,021
15	@ Houston*	L	30-70	Houston, Texas	20,855
22	Tulane*	W	56-7	Chapman Stadium	20,391
29	@ Marshall*	W	38-35	Huntington, WV	21,571
Dec. 6	East Carolina**	L	24-27	Chapman Stadium	22,740
Jan. 6	#22 Ball State	W	45-13	Mobile, Ala.	32,816

* Conference USA 7-1-0 (1st place/West Division)
 ** Conference USA Football Championship Game



2007 GMAC BOWL CHAMPIONS



2009		Won 5		Lost 7	
Sept.	4	@ Tulane*	W 37-13	New Orleans, La.	27,638
	12	@ New Mexico	W 44-10	Albuquerque, NM	30,051
	19	@ #12 Oklahoma	L 0-45	Norman, Okla.	84,803
	26	Sam Houston State	W 56-3	Chapman Stadium	26,048
Oct.	3	@ Rice*	W 27-10	Houston, Texas	11,420
	14	#5 Boise State	L 21-28	Chapman Stadium	30,000
	21	@ UTEP*	L 24-28	El Paso, Texas	37,368
	31	SMU*	L 13-27	Chapman Stadium	21,714
Nov.	7	#13 Houston*	L 45-46	Chapman Stadium	20,243
	15	East Carolina*	L 17-44	Chapman Stadium	17,453
	21	@ Southern Miss*	L 34-44	Hattiesburg, Miss.	28,757
	27	Memphis*	w/OT 33-30	Chapman Stadium	19,552

* Conference USA 3-5-0 (T-3rd place/West Division)

2010		Won 10		Lost 3	
Sept.	5	@ East Carolina*	L 49-51	Greenville, NC	50,010
	11	Bowling Green	W 33-20	Chapman Stadium	19,565
	18	@ Oklahoma State	L 28-65	Stillwater, Okla.	51,778
	25	Central Arkansas	W 41-14	Chapman Stadium	21,928
Oct.	2	@ Memphis*	W 48-7	Memphis, Tenn.	22,231
	9	@ SMU*	L 18-21	Dallas, Texas	19,329
	16	Tulane*	W 52-24	Chapman Stadium	23,295
	30	@ Notre Dame	W 28-27	South Bend, Ind.	80,795
Nov.	6	Rice*	W 64-21	Chapman Stadium	19,036
	13	@ Houston*	W 28-25	Houston, Texas	30,046
	20	UTEP*	W 31-28	Chapman Stadium	16,547
	26	Southern Miss*	W 56-50	Chapman Stadium	21,901
Dec.	24	@ #24 Hawaii	W 62-35	Honolulu, Hawaii	43,673

* Conference USA 6-2-0 (T-1st place/West Division)

Completed the season ranked 24th in the Associated Press poll.



BILL Blankenship

3 seasons

2011-2013

W-24, L-27, T-0

1 C-USA Championship

2 Bowl Appearances

2011		Won 8		Lost 5	
Sept.	3	@ #1 Oklahoma	L 14-47	Norman, Okla.	85,260
	10	@ Tulane*	W 31-3	New Orleans, La.	19,752
	17	#7 Oklahoma State	L 33-59	Chapman Stadium	24,563
	24	@ #4 Boise State	L 21-41	Boise, Idaho	34,019
Oct.	1	North Texas	W 41-24	Chapman Stadium	21,240
	15	UAB*	W 37-20	Chapman Stadium	21,494
	22	@ Rice*	W 38-20	Houston, Texas	17,314
	29	SMU*	W 38-7	Chapman Stadium	21,261
Nov.	3	@ UCF*	W 24-17	Orlando, Fla.	36,712
	12	Marshall*	W 59-17	Chapman Stadium	17,672
	19	@ UTEP*	W 57-28	El Paso, Texas	23,849
	26	#7 Houston*	L 16-48	Chapman Stadium	29,015
Dec.	30	BYU	L 21-24	Dallas, Texas	30,258


* Conference USA 7-1-0 (2nd place/West Division)

2012		Won 11		Lost 3	
Sept.	1	@ Iowa State	L 23-38	Ames, Iowa	54,931
	8	Tulane*	W 45-10	Chapman Stadium	17,880
	15	Nicholls State	W 66-16	Chapman Stadium	19,139
	22	Fresno State	W 27-26	Chapman Stadium	24,236
	29	@ UAB*	W 49-42	Birmingham, Ala.	13,196
Oct.	6	@ Marshall*	W 45-38	Huntington, WV	27,189
	11	UTEP*	W 33-11	Chapman Stadium	18,961
	20	Rice*	W 28-24	Chapman Stadium	22,567
Nov.	3	@ Arkansas	L 15-19	Fayetteville, Ark.	64,451
	10	@ Houston*	W 41-7	Houston, Texas	25,827
	17	UCF*	W 23-21	Chapman Stadium	19,725
	24	@ SMU*	L 27-35	Dallas, Texas	15,336
Dec.	1	UCF**	w/OT 33-27	Chapman Stadium	17,635
Dec.	31	Iowa State	W 31-17	Memphis, Tenn.	53,687

* Conference USA 7-1-0 (1st place/West Division)

** Conference USA Football Championship Game

Completed the season ranked 25th in the USA Today/Coaches poll.



2010 SHERATON HAWAII BOWL CHAMPIONS

INTRO

PLAYERS

STAFF

REVIEW

AMERICAN ATHLETIC
CONFERENCE

OPPONENTS

HISTORY

RECORDS


2013		Won 3	Lost 9			
Aug.	29	@ Bowling Green	L	7-34	Bowling Green, Ohio	18,142
Sept.	7	Colorado State	W	30-27	Chapman Stadium	22,875
	14	@ #14 Oklahoma	L	20-51	Norman, Okla.	84,229
	26	Iowa State	L	21-38	Chapman Stadium	20,137
Oct.	5	Rice*	L/OT	27-30	Chapman Stadium	20,014
	12	@ UTEP*	W	34-20	El Paso, Texas	22,158
	26	@ Tulane*	L	7-14	New Orleans, La.	22,414
Nov.	2	UTSA*	L	15-34	Chapman Stadium	21,815
	9	@ East Carolina*	L	24-58	Chapman Stadium	44,076
	14	Marshall*	L	34-45	Chapman Stadium	16,723
	23	@ Louisiana Tech*	W	24-14	Ruston, La.	16,037
	30	North Texas*	L	10-42	Chapman Stadium	17,792

* Conference USA 2-6-0 (6th place/West Division)

2014		Won 2	Lost 10			
Aug.	28	Tulane*	W	38-31/2OT	Chapman Stadium	19,032
Sept.	6	#4 Oklahoma	L	7-52	Chapman Stadium	29,357
Sept.	13	@ FAU	L	21-50	Boca Raton, Fla.	14,112
Sept.	27	Texas State	L	34-37/OT	Chapman Stadium	21,353
Oct.	4	@ Colorado State	L	17-42	Fort Collins, Colo.	25,806
Oct.	11	@ Temple*	L	24-35	Philadelphia, Pa.	25,340
Oct.	18	South Florida*	L	30-38	Chapman Stadium	18,744
Oct.	31	@ Memphis*	L	20-40	Memphis, Tenn.	26,846
Nov.	8	SMU*	W	38-28	Chapman Stadium	14,269
Nov.	14	@ UCF*	L	7-31	Orlando, Fla.	35,323
Nov.	22	@ Houston*	L	28-38	Houston, Texas	23,572
Nov.	28	East Carolina*	L	32-49	Chapman Stadium	15,126

* American Athletic Conference 2-6-0 (T8th place)

NOTES



THE UNIVERSITY OF TULSA GOLDEN HURRICANE



Keyarris Garrett
WIDE RECEIVER



Blake Belcher
OFFENSIVE TACKLE



Michael Mudoh
SAFETY



Dane Evans
QUARTERBACK



Craig Suits
LINEBACKER



Mandel Dixon Jr.
TIGHT END



Zack Langer
RUNNING BACK



Trent Martin
LINEBACKER



Dylan Foxworth
CENTER



Garrett Stafford
OFFENSIVE GUARD



Chris Wallace
OFFENSIVE GUARD



Derrick Luetjen
DEFENSIVE TACKLE



Darrell Williams
CORNERBACK



Conner Floyd
WIDE RECEIVER



Jerry Uwaezuoke
DEFENSIVE TACKLE



2015 FOOTBALL SCHEDULE

DATE	OPPONENT	TIME
Sept. 5	FLORIDA ATLANTIC	2:30 p.m.
Sept. 12	at New Mexico	7:00 p.m.
Sept. 19	at Oklahoma	11:00 a.m.
Oct. 3	HOUSTON*	TBA
Oct. 10	LOUISIANA-MONROE	TBA
Oct. 17	at East Carolina*	TBA
Oct. 23 (Fri.)	MEMPHIS* (HOMECOMING)	7:00 p.m.
Oct. 31	at SMU*	TBA
Nov. 7	UCF*	TBA
Nov. 14	at Cincinnati*	TBA
Nov. 21	NAVY*	TBA
Nov. 27 (Fri.)	at Tulane*	TBA

BOLD CAPS indicates Home Games. All times are Central Time Zone.
 Dates and times are subject to change. *American Athletic Conference Games.



AMERICAN
 ATHLETIC CONFERENCE