



# 2012-13 ULM WOMEN'S BASKETBALL

ULM MEDIA RELATIONS | CAMERON WEIDENTHALER | WOMEN'S BASKETBALL CONTACT  
(641) 431-0483 | WEIDENTHALER@ULM.EDU | ULMWARHAWKS.COM | @ULMWARHAWKS | #WARHAWKWBB

## ULM SCHEDULE/RESULTS

Date	Opponent	Time/Result
Nov. 5	Louisiana College & at Stephen F. Austin	W, 110-96 6 p.m.
Nov. 9	Tulane	7 p.m.
Nov. 16	at Nicholls State	6 p.m.
Nov. 21	Lamar	2 p.m.
Nov. 24	at Tennessee Tech	7 p.m.
Nov. 29	Western Kentucky *	5:15 p.m.
Dec. 1	at UALR *	4:30 p.m.
Dec. 9	Southern Miss	2 p.m.
Dec. 11	at Texas	7 p.m.
Dec. 17	at SMU	7 p.m.
Dec. 20	Central Arkansas	7 p.m.
Dec. 29	Florida Atlantic *	2 p.m.
Jan. 3	South Alabama *	5:15 p.m.
Jan. 5	at North Texas *	5 p.m.
Jan. 10	at Troy * ^	Noon
Jan. 12	Middle Tennessee *	2 p.m.
Jan. 16	at South Alabama *	7:05 p.m.
Jan. 20	at Arkansas State *	2:05 p.m.
Jan. 26	Troy *	2 p.m.
Jan. 30	at Florida Atlantic *	6 p.m.
Feb. 2	at FIU *	4:30 p.m.
Feb. 7	UALR *	5:15 p.m.
Feb. 10	at UL-Lafayette *	5 p.m.
Feb. 14	North Texas *	5:15 p.m.
Feb. 16	Arkansas State *	2 p.m.
Feb. 20	at Western Kentucky *	7 p.m.
Feb. 23	at Middle Tennessee *	3 p.m.
Feb. 28	FIU *	5:15 p.m.
March 2	UL-Lafayette *	2 p.m.
March 8-12	Sun Belt Conference Tournament	TBA

**BOLD** - Home games played inside Fant-Ewing Coliseum & - Exhibition Game

\* - Sun Belt Conference Game

^ - Game televised by the Sun Belt Network

Sun Belt Conference Tournament in Hot Springs, Ark.

## ULM NAME USAGE

We are ULM. Please note that there are only two correct versions of our institution's name, the preferred acronym ULM and the full name, the University of Louisiana at Monroe. Any other reference, including Louisiana-Monroe, UL-Monroe, La.-Monroe, LAM, or simply Monroe, are incorrect. Additionally, all women's athletic teams are known simply as Warhawks - not Lady Warhawks or Lady Hawks.



ULM WARHAWKS (0-0) @ STEPHEN F. AUSTIN (0-0) | SEASON-OPENER  
FRIDAY, NOV. 9 | 6 P.M. | WILLIAM R. JOHNSON COLISEUM | 7,203  
ALL-TIME SERIES: SFA LEADS 42-14 | LAST MEETING: NOV. 11, 2011 (L, 58-68)  
LIVE STATS: ULMWARHAWKS.COM | LIVE VIDEO: NONE | RADIO: NONE



## TICKET INFORMATION

The ULM Athletic Department ticket office now offers a basketball flex pack for just \$75 which includes 10 general admission tickets that are good for any home game.

Lower level reserved season tickets are available for \$150. The ULM frequent flyer pass is also still available for \$99. The frequent flyer pass is good for general admission seating to all home Warhawk football, men's and women's basketball and baseball games during the 2012-13 school year.

ULM faculty and staff can purchase lower level reserved tickets for a reduced price of \$125 or a frequent flyer pass for \$100.

## ABOUT ULM

The Warhawks will need to replace a 1,000 point scorer in Larrie Williams, Elizabeth Torres, who finished with the second most assists (452) in program history and Marion Zollicoffer, who appeared in 102 games during her career. ULM will attempt to improve upon a 9-21 season including a 7-9 mark in Sun Belt play. Jasmine Shaw, Alex Tugler and Ashleigh Simmons will be asked to lead the Warhawks.

In their lone exhibition contest, ULM ran past Louisiana College, 110-96. It was the first time that ULM eclipsed the century mark since 1997. Four players scored in double-figures, led by Ashleigh Simmons with 24. Jasmine Shaw finished with 22 points, eight rebounds and seven assists. Newcomer Alayshia Hunter turned in a double-double with 18 points and 11 boards while Jae Shin chipped in 15 points.

## TONIGHT'S OPPONENT

Stephen F. Austin is a member of the Southland Conference and has been since 1987-88 with an all-time record of 874-366 including a 341-77 mark in SLC play. Head Coach Brandon Schneider (Wayland Baptist, 1995) is entering his third season and carries a 35-28 record. For his career, Schneider is 341-100 with 14 seasons under his belt.

## SCOUTING THE LADYJACKS

Stephen F. Austin finished last season 23-10 (11-5) and fell to McNeese State in the Southland Conference Title game in Katy, Texas, 60-56. Their impressive season earned them a ticket to the Women's Basketball Invitational but lost to Northern Iowa, 83-57. All-time, SFA is 31-31 in postseason play with 15 SLC Championships, 15 SLC Tournament titles, 18 NCAA appearances and three WNIT appearances.

SFA was picked to finish 2nd in the SLC Coaches' Poll and 4th in the SLC SID Poll. McNeese State was picked to take home the league crown in each poll. The Ladyjacks had center Porsha Roberts (9.2 PPG / 5.9 RPG) named to SLC Preseason Second Team. The Ladyjacks return three starters and 10 letterwinners. Joining Roberts is guard Ashlee Mells (6.8 PPG / 3.1 RPG) and guard Brittney Matthew (7.0 PPG / 2.4 RPG). The roster is made up of three freshman, six sophomores, four juniors and two seniors.



## WARHAWK TO WATCH

Junior guard Jasmine Shaw (Flower Mound, Texas / Flower Mound HS) was named to the 2012-13 Preseason All-Sun Belt Third Team. Shaw is the team's leading returning scorer (7.0 PPG) and rebounder (4.8 RPG). Last season, Shaw scored in double figures on eight occasions and led the team in scoring once. Shaw scored a season-high 18 points against Nicholls State and pulled down a team-high rebounds on five occasions. She appeared in all 30 games, making 29 starts and averaging 29.0 minutes per game. In Sun Belt play, the 5-10 versatile guard averaged 7.0 points and 4.9 rebounds per game while shooting 33% from the field. In the exhibition game, Shaw flirted with a triple-double as she scored 22 points with eight rebounds and seven assists.

## WOMEN'S BASKETBALL STAFF

**Head Coach:** Mona Martin, 18th Season (Northwestern State, 1976), 242-251 at ULM  
**Associate Head Coach:** E.J. Ok, 23rd Season (ULM, 1986) **Assistant Coaches:** G.G. Guillaume, Eighth Season (ULM, 2006); Keith Ferguson, First Season (Bethany College, 2011) **Graduate Assistant:** Tim Gibson, First Season (Oklahoma State, 2011) **Video Coordinator:** Matt Braunscheidel (St. Bonaventure, 2006) **Women's Basketball Athletic Trainer:** Jennifer Winningham (Tennessee Tech, 2003) **Women's Basketball Strength Coach:** Brian Seitz (Ohio State, 2011) **Student Managers:** Natasha Webber, George May

## INSIDE THE LINEUPS / 2011-12 STATS

### ULM WARHAWKS (0-0, 0-0 Sun Belt)

No.	Player	Ht.	Yr.	Pos.	PPG	RPG
21	Elexar Tugler	5-9	Jr.	G	2.7	1.9
32	Christina Gray	5-9	So.	G	1.8	1.0
12	Alexar Tugler	5-10	Jr.	G	6.5	4.4
22	Jasmine Shaw	5-10	Jr.	G	7.0	4.8
20	Ashleigh Simmons	6-1	Jr.	F	6.2	4.0

#### Off the Bench

3	Alayshia Hunter	6-1	Fr.	F	-	-
10	Jae Shin	5-7	So.	G	1.1	0.5
11	Shantrell Pierson	5-8	Jr.	G	1.0	1.1
15	Ashley Aune	5-8	Fr.	G	-	-
24	Jasmine Taylor	5-9	Fr.	G	-	-
34	Sharnice Brooks	6-2	So.	C	1.8	1.0
40	Tyler Holley	6-2	So.	C	0.4	0.6
55	Jenna Lee	5-11	So.	C	0.6	0.8

**Head Coach:** Mona Martin (Northwestern State, 1976)  
18th Season at ULM (242-251) Career Record: Same

### STEPHEN F. AUSTIN LADYJACKS (0-0, 0-0 SLC)

No.	Player	Ht.	Yr.	Pos.	PPG	RPG
15	Ashley Bettis	5-9	So.	G	4.8	1.8
1	Brittney Mathew	5-7	So.	G	5.8	2.0
31	Tierany Henderson	5-11	So.	F	4.2	3.4
20	Antionette Carter	6-0	Jr.	F	-	-
5	Porsha Roberts	6-2	So.	C	9.2	5.9

#### Off the Bench

3	Kali Jerrell	5-5	Jr.	G	-	-
4	Ashlee Mells	5-8	Sr.	G	6.8	3.1
12	Iemah Wallace-Perry	5-6	So.	G	1.0	0.0
14	Annette Davis	6-1	Jr.	F	6.5	4.6
21	Daylyn Harris	5-10	So.	F	3.3	2.4
23	Pauletta Powell	5-8	Fr.	G	-	-
24	Victoria Pena	5-7	Fr.	G	-	-
34	LaNesha Middleton	5-10	Fr.	F	-	-
41	Wykeia Sanders	6-2	Sr.	C	1.1	1.1
50	Sha Turner	6-0	Jr.	F	3.0	2.8

**Head Coach:** Brandon Schneider (Wayland Baptist, 1995)  
3rd Season at SFA (35-28) Career Record: 341-100,  
15th Season

## INSIDE THE NUMBERS (2011-12 STATS)

	ULM	SFA
Scoring Average	59.9	64.5
Opponent Scoring Average	65.6	60.7
Scoring Margin	-5.7	+3.8
FG Percentage	.358	.384
Opponent FG Percentage	.385	.381
3FG Percentage	.235	.324
Opponent 3FG Percentage	.302	.312
FT Percentage	.663	.661
Opponent FT Percentage	.663	.700
Rebound Margin	-3.5	+1.9
Assists Per Game	11.7	13.4
Turnovers Per Game	18.6	17.9
Turnover Margin	+0.2	+1.2
Blocks Per Game	4.3	3.6
Steals Per Game	8.3	8.1

### STEPHEN F. AUSTIN VS. ULM SERIES

Friday will be the 57th meeting between Stephen F. Austin and ULM, with SFA having a 42-14 advantage. The Ladyjacks have taken the last four meetings, two of those in overtime. The last Warhawk win was on March 4, 2005 (66-64) in Bryan Texas. The series began in 1977 with SFA taking the first seven all-time meetings. The former Southland Conference opponents met seven times in the SLC Tournament with SFA winning all seven. The Warhawks won four in a row from Dec. 19, 1983 to Jan. 12, 1985. SFA's longest winning streak in the series was 11 games from March 11, 1993 to Jan. 17, 1998.

## THE LAST TIME OUT

ULM ran past Louisiana College in its only exhibition game if the season, 110-96. Four Warhawks finished in double-figures led by 24 from Ashleigh Simmons. Jasmine Shaw finished with 22 points, eight rebounds and seven assists. Also in double-figures were Alayshia Hunter (18) and Jae Shin (15).

ULM scored 63 points in the second half and shot 52 % for the game from the floor and 65.2% (30-46) from the free throw line. However, the Warhawks turned the ball over 32 times leading to 23 Lady Wildcat points. ULM scored 64 points in the paint in a game that featured 16 lead changes and 12 ties.

## REPLACING THREE SENIORS

The Warhawks will need to replace 1,000-point scorer (1,078) Larrie Williams, the second most assists in a career (452) from Elizabeth Torres and 28 career starts and the teams leading rebounder (6.2 per game) in 2011-12, Marion Zollicoffer.

## INCONSISTENT PLAY

Last season, the Warhawks started 0-8 before picking up its first win at home against Nicholls State on Dec. 3. After that slow start, ULM went 8-13 the rest of the way including a three-game winning streak to end 2011. Towards the end of the season, the Warhawks won four of six including a 66-35 thrashing of UL-Lafayette on Jan. 28.

## SUN BELT CHANGES

This season, the Sun Belt schedule structure will change as Denver exits to join the WAC, leaving the Sun Belt with 10 members. Each team will play 20 SBC games, twice against each member. The Sun Belt will change again in 2013-14 as Georgia State, UT-Arlington and Texas State join the league.

## DOUBLE-DOUBLES

Three Warhawks turned in four double-doubles last season. Elizabeth Torres tuned in two, the first at Grambling State on Nov. 22 with 13 points and 10 assists and the second against UMKC on Nov. 26 with 15 points and 11 assists. The other two came in the same game as Alexar Tugler (18 points/10 rebounds) and Larrie Williams (25 points/10 rebounds) collected the statistical honor at Northwestern State on Dec. 21.

## WARHAWK NEWCOMERS

The ULM roster will welcome three newcomers for the 2012-13 season. Alayshia Hunter, Ashley Aune and Jasmine Taylor will wear Maroon & Gold for the first time. Hunter joins the team out of Killeen, Texas and Ellison High School where she was an All-State selection in 2011 and 2012. Aune is from Church Point, La. and Sacred Heart High School where she finished her prep career with 1,158 points. Taylor is from Denton, Texas and Denton High School where she averaged 14.0 points per game and was a First Team All-District selection.

## SUN BELT IN POSTSEASON

Four Sun Belt teams played in postseason tournaments in 2011-12. UALR won the league's automatic bid by winning the Sun Belt Championship, 71-70, in overtime against Middle Tennessee. The Trojans fell in the first round to three seed Delaware,

## ULM Media Relations Women's Basketball Contact

Cameron Weidenthaler  
Office: (318) 342-5461  
Cell: (641) 431-0483  
Fax: (318) 342-5464  
E-mail: weidenthaler@ulm.edu

**Postgame Interviews** -- will be conducted at a designated location following an NCAA mandated 10-minute cooling-off period. ULM head coach Mona Martin and selected players will be made available for interviews upon request. Media requests (at home) for both ULM and opposing coaches and players should be made to Cameron Weidenthaler. Opponent requests will be forwarded to the visiting SID. The Warhawk women's basketball locker room is closed to the media.

**Interviews During the Week** -- All interview requests must be arranged through Cameron Weidenthaler in the ULM Media Relations office. Please contact Cameron Weidenthaler to arrange interviews during the week. Practice is closed, but arrangements can be made in advance if you are planning on shooting "B-Roll" footage. Coach Martin and ULM student-athletes are available for interviews on non-game days following practice or through special arrangements with the ULM Media Relations office.

**ULMWarhawks.com** -- All the latest scores, statistics and player information is available by accessing the women's basketball section at ulmwarhawks.com. Game stories, previews, statistics, game notes and advisories will be sent to interested media via email. Live stats and video streaming for ULM fans are also available online at ulmwarhawks.com.

**Additional Services** -- In an effort to serve members of the media, the ULM Media Relations office will, within reason and to the best of its ability, service all requests. Photographs of student-athletes or coaches will be made available for print or online media outlets unable to shoot a Warhawk basketball game. Photo credits must always read "Photograph courtesy of ULMWarhawks.com."

**Radio** -- All radio stations wishing to broadcast from Fant-Ewing Coliseum should contact the ULM Media Relations office at least one week prior to the event. Space will be provided for the official radio station of the visiting team; others will be accommodated as space permits. Phone lines must be arranged for all stations in advance.

**Game Notes** -- Media members can receive Warhawk basketball game notes via email by contacting Cameron Weidenthaler.



## WARHAWK PRONUNCIATION GUIDE

#3 Alayshia Hunter / Ah-LAY-shia  
#10 Jae Shin / Jay  
#11 Shantrell Pierson / SHAN-trell PEER-son  
#12 Alexar Tugler / A-LEX-er TUG-ler  
#15 Ashley Aune / On-EE  
#21 Elexar Tugler / E-LEX-er TUG-ler  
E.J. Ok / Oak  
G.G. Guillaume / GILL-yome

## WARHAWKS BY STATE

The 13 members of the 2012-13 Warhawk women's basketball team came to ULM from three states.

**Louisiana (7):** Shantrell Pierson, Alexar Tugler, Ashley Aune, Elexar Tugler, Christina Gray, Sharnice Brooks, Jenna Lee

**Texas (5):** Alayshia Hunter, Ashleigh Simmons, Jasmine Shaw, Jasmine Taylor, Tyler Holley

**Washington (1):** Jae Shin

## WARHAWKS BY CLASS

**Juniors (5):** Shantrell Pierson, Alexar Tugler, Ashleigh Simmons

Elexar Tugler, Jasmine Shaw

**Sophomores (5):** Jae Shin, Christina Gray, Sharnice Brooks, Tyler Holley, Jenna Lee

**Freshman (3):** Alayshia Taylor, Ashley Aune, Jasmine Taylor

## WARHAWKS BY MAJOR

**Accounting:** Christina Gray

**Business Management:** Shantrell Pierson

**Communications:** Tyler Holley

**Elementary Education:** Elexar Tugler

**General Business:** Jasmine Shaw

**General Studies:** Jae Shin

**Kinesiology:** Alayshia Hunter, Alexar Tugler, Jasmine Taylor

**Mathematics:** Ashleigh Simmons

**Pre-Pharmacy:** Ashley Aune, Jenna Lee

**Undeclared:** Sharnice Brooks

## COACH MARTIN AT HAWK TALK

Head Coach Mona Martin will be on the weekly radio show with the voice of Warhawk Basketball, Nick White, on ESPN 97.7 FM. Hawk Talk will take place on Wednesday at Noon inside the Student Union Building (SUB) on ULM's campus beginning in January. Fans can ask questions during the show and for those unable to make it, your questions will be taken via phone (888-993-7762) and Twitter (@espn977 / @nickwhite67). Aside from tuning into 97.7 FM in Monroe, Warhawk fans can also listen live by visiting [www.espn977.com](http://www.espn977.com).

73-42. Middle Tennessee also made the tournament as an at-large team and lost to seven seed Vanderbilt, 60-46. Both FIU and Florida Atlantic appeared in the WNIT and combined for a 1-2 record with the Panthers defeating Stetson, 75-47. The Sun Belt has 64 total NCAA Tournament wins including a national championship (Old Dominion, 1985) and has sent at least two teams to the NCAA Tournament four out of the last six years, including the last two seasons.

## 2011-12 HIGHLIGHTS

The Dec. 29 victory over Western Kentucky was just the fourth time in 11 attempts that the Warhawks have beaten the Hilltoppers and just the second time since 1986. The 58-54 win over Sun Belt Tournament Champion UALR on Jan. 12 was just the the third ever over the Trojans and the the first since 2006. The biggest win in terms of points came at home against UL-Lafayette on Jan. 28 with a 66-35 win over the Ragin' Cajuns.

Larrie Williams had her share of individual highlights last season including surpassing the 1,000 point barrier. She scored 28 points at Southern Miss on Dec. 10, the team-high for the season. She eclipsed the 20-point mark on five occasions in 2011-12.

Marion Zollicoffer pulled down a season-high 13 rebounds at UL-Lafayette on Feb. 25 and Elizabeth Torres dished out a season-high 11 assists against UMKC on Nov. 26. Jasmine Shaw collected a season-high five steals against UL-Lafayette on Jan. 28.

## OVERTIME SUCCESS

ULM played in two overtime games last season, losing to UMKC and winning at North Texas, moving its all-time overtime record to 18-16. The Warhawks are 17-15 in single-overtime games and 1-1 in double-overtime contests. At home, ULM is 5-6 in overtime games and 13-10 on the road.

## SEASON OPENERS

In the Mona Martin era, ULM is 7-10 in season openers including 5-3 at home and 2-7 on the road. One season-opening loss was in overtime in Coach Martin's second season at South Alabama, 70-67. Dating back to its first season in 1974-75, ULM is 22-17 in season-openers. The Warhawks won eight straight games to begin the season from 1984 to 1990. The longest season-opening losing streak is five from 1998 to 2002.

## ULM QUICK FACTS

### UNIVERSITY INFORMATION

Name.....ULM (University of Louisiana at Monroe)  
Location.....Monroe, La. (Ouachita Parish)  
Founded.....1931  
Enrollment.....8,560  
Nickname/Mascot.....Warhawks/Ace  
Colors.....Maroon and Gold  
Conference.....Sun Belt  
President.....Dr. Nick J. Bruno  
Director of Athletics.....Bobby Staub  
Senior Women's Administrator.....Tasha Fisher  
Faculty Athletics Representative.....Brett Bennett

### HOME COURT INFORMATION

Facility.....Fant-Ewing Coliseum  
Capacity.....7,000  
Opened.....1971  
All-Time Record.....295-162  
Largest Crowd....8,155 (February 11, 1985 vs. Louisiana Tech)  
Press Row Phone.....(318) 342-6920

### PROGRAM INFORMATION

First Year.....1974  
Total Seasons.....38  
All-Time Record.....594-428  
Southland Conference Record.....258-126  
Sun Belt Conference Record.....48-67  
Years in NCAA Tournament.....4  
**1982-83: 23-6 (5-0 SLC), NCAA Second Round**  
**1983-84: 23-4 (12-0 SLC), NCAA Regional**  
**1984-85: 30-2 (12-0 SLC), NCAA Final Four**  
**1986-87: 14-10 (9-3 SLC), NCAA First Round**  
Last Appearance.....1987 (Kansas, L, 72-78)

### 2011-12 SEASON RECAP

Overall Record.....9-21  
Sun Belt Record.....7-9  
Finish.....T3 West  
Letterwinners R/L.....10/3  
Starters R/L.....2/3  
Newcomers (HS/TR).....3 (3/0)

### STAFF INFORMATION

Head Coach.....Mona Martin  
Alma Mater.....Northwestern State, '76  
Years at ULM.....18th Season  
ULM Record.....242-251  
Career Record.....Same  
Associate Head Coach.....E.J. Ok  
Alma Mater.....ULM, '86  
Years at ULM.....23rd Season  
Assistant Coach.....Gerline Guillaume  
Alma Mater.....ULM, '06  
Years at ULM.....Seventh Season  
Assistant Coach.....Keith Ferguson  
Alma Mater.....Bethany College, '11  
Years at ULM.....First Season  
Graduate Assistant Coach.....Tim Gibson  
Alma Mater.....Oklahoma State, 2010  
Strength and Conditioning.....Brian Seitz  
Alma Mater.....Ohio State, '11  
Athletic Trainer.....Jennifer Wittingham  
Alma Mater.....Tennessee Tech, '03  
Video Coordinator.....Matt Braunscheidel  
Alma Mater.....St. Bonaventure, '06  
Women's Basketball Office Phone.....(318) 342-5461  
Website.....ULMWarhawks.com



**HEAD COACH**  
**MONA MARTIN**  
 (Northwestern State, 1976  
 18th Season)

**MARTIN'S YEAR-BY-YEAR COACHING RECORD**

YEAR	SCHOOL	RECORD	PCT.
1995-96	ULM	5-21	.192
1996-97	ULM	5-21	.192
1997-98	ULM	19-9	.679
1998-99	ULM	14-15	.483
1999-00	ULM	16-13	.552
2000-01	ULM	20-9	.690
2001-02	ULM	9-18	.333
2002-03	ULM	15-14	.517
2003-04	ULM	18-11	.621
2004-05	ULM	22-8	.733
2005-06	ULM	18-11	.621
2006-07	ULM	14-16	.467
2007-08	ULM	14-15	.483
2008-09	ULM	15-16	.484
2009-10	ULM	10-19	.345
2010-11	ULM	16-15	.516
2011-12	ULM	9-21	.428

**17 Seasons / 242-251 (.490)**

**MARTIN IN THE SBC TOURNAMENT**

2/28/07	L, 56-69	Arkansas State
3/5/08	L, 65-66	Troy
3/4/09	W, 71-62	Western Kentucky
3/5/09	L, 40-52	UALR
3/6/10	L, 57-69	Denver
3/5/11	W, 60-51	Troy
3/6/11	L, 51-52	FIU
3/3/12	L, 50-66	Western Kentucky

2-6 in Eight Sun Belt Tournament Games

**NOTING COACH MARTIN**

- Collected her first career win on Jan. 4, 1996 at Nicholls State, 73-68, in overtime.
- Collected her 50th victory against Texas State on Jan. 20, 2000, 71-66.
- Collected her 100th win against Sam Houston State on Feb. 27, 2003, 89-72.
- Collected her 150th win at Southern Miss on Dec. 28, 2005, 75-67.
- Collected her 200th win over South Alabama on Jan. 7, 2009, 67-58.
- Passed Linda Harper as the all-time win-nigest coach in ULM history on Dec. 30, 2009 with a 69-67 win over Troy inside Fant-Ewing Coliseum.

**UP NEXT**

ULM will return to Fant-Ewing Coliseum for a Nov. 12 battle with a talented Tulane Green Wave team, with tipoff scheduled for 7 p.m. It will the 16th meeting between the two programs with Tulane leading 9-6. The last meeting came last season in New Orleans, with Tulane winning 62-45.

**ULM & KOMEN FOR THE CURE**

ULM student-athletes and coaching staff have teamed up again with Susan G. Komen for the Cure's fundraising efforts. The team spent a weekend in the summer at the Pecanland Mall promoting the 19th Annual Northeast Louisiana Susan G. Komen Race for the Cure, which took place Sept. 29 at Forsythe Park in Monroe. In addition, the team handed out brochures promoting the event as well the Nov. 3 football game against UL-Lafayette. Tickets to that game were sold at the race for \$10, with a portion of the proceeds going to breast cancer research. That football game will be a Pink Out and fans were encouraged to wear pink in recognition of those impacted by breast cancer.

**WOMEN'S BASKETBALL REUNION**

The ULM Women's Basketball family held a reunion on Oct. 26-27. Events included a party at the ULM SUB Ballroom, an "Old Timers Game" and a Tailgate Party prior to the football game against South Alabama. Notable returnees included former coaches Linda Harper and Roger Stockton and nearly 50 former players including the program's all-time leading scorer Lisa Ingram.

**FOLLOWING THE WARHAWKS**

Fans can follow along with Warhawk Women's Basketball several ways. Live audio and video are available for select home contests on ULMWarhawks.com via subscription. Select ULM Women's Basketball games will be aired on either 1680 AM or 105.3 FM with the voice of Warhawk basketball, Nick White. Follow ULM Athletics on Twitter on @ULMWarhawks and on Facebook at ULM Warhawks.

**ULM CAREER TOTALS**

<b>POINTS</b>	
Jasmine Shaw	285
Alexar Tugler	275
Ashleigh Simmons	224
Elexar Tugler	110
Shantrell Pierson	63
Christina Gray	44
Sharnice Brooks	38
Jae Shin	27
Jenna Lee	6
Tyler Holley	4
Alayshia Hunter	0
Ashley Aune	0
Jasmine Taylor	0
<b>REBOUNDS</b>	
Jasmine Shaw	199
Alexar Tugler	176
Ashleigh Simmons	157
Elexar Tugler	74
Shantrell Pierson	41
Christina Gray	26
Sharnice Brooks	20
Jae Shin	12
Jenna Lee	8
Tyler Holley	6
Alayshia Hunter	0
Ashley Aune	0
Jasmine Taylor	0
<b>ASSISTS</b>	
Alexar Tugler	54
Jasmine Shaw	52
Elexar Tugler	48
Shantrell Pierson	14
Ashleigh Simmons	13
Christina Gray	6
Jae Shin	5
Sharnice Brooks	1
Jenna Lee	1
Tyler Holley	0
Alayshia Hunter	0
Ashley Aune	0
Jasmine Taylor	0
<b>STEALS</b>	
Jasmine Shaw	56
Alexar Tugler	44
Elexar Tugler	36
Ashleigh Simmons	22
Shantrell Pierson	14
Christina Gray	6
Jae Shin	5
Sharnice Brooks	2
Jenna Lee	2
Tyler Holley	1
Alayshia Hunter	0
Ashley Aune	0
Jasmine Taylor	0



### 2011-12 Final SBC Standings

<b>EAST</b>	
<b>Team</b>	<b>Overall(SBC)</b>
1. Middle Tennessee	26-7 (16-0)
2. Florida Atlantic	17-13 (11-5)
3. FIU	23-11 (10-6)
4. South Alabama	17-13 (9-7)
5. Western Kentucky	9-21 (5-11)
6. Troy	2-26 (1-15)
<b>WEST</b>	
1. UALR	20-13 (12-4)
2. Denver	19-12 (11-5)
3. North Texas	15-16 (7-9)
<b>4. ULM</b>	<b>9-21 (7-9)</b>
5. Arkansas State	12-18 (6-10)
6. UL-Lafayette	7-23 (1-15)

### 2012-13 WBB Preseason Poll EAST DIVISION - Points / Coaches' Votes

- Middle Tennessee - 65 / 10
- FIU - 54 / 1
- South Alabama - 45
- Florida Atlantic - 29
- Western Kentucky - 26
- Troy - 12

### WEST DIVISION

- UALR - 54 / 10
- Arkansas State- 39 / 1
- North Texas- 33
- ULM - 24**
- UL-Lafayette - 15

### Preseason First Team All-Sun Belt

Taylor Gault (UALR, So., Guard)  
 Jerica Coley (FIU, Jr., Guard)  
 Icelyn Elie (Middle Tennessee, Sr., Forward)  
 Kortni Jones (Middle Tennessee, Sr., Guard)  
 Ebony Rowe (Middle Tennessee, Jr., Forward)

### Preseason Second Team All-Sun Belt

Taylor Ford (UALR, Jr., Guard)  
 Jane Morrill (Arkansas State, Jr., Forward)  
 Chenise Miller (Florida Atlantic, R.Jr., Forward)  
 Finda Mansare (FIU, Sr., Forward)  
 Mansa El (South Alabama, Sr., Guard)

### Preseason Third Team All-Sun Belt

Janette Merriex (UALR, Sr., Guard/Forward)  
**Jasmine Shaw (ULM, Jr., Guard)**  
 Mary Nixon (South Alabama, Sr., Guard)  
 Chastity Gooch (WKU, So., Forward)  
 Alexis Govan (WKU, So., Guard)

### 2012-13 Preseason Player of the Year

Jerica Coley (FIU, Jr., Guard)

### THE LAST TIME ULM...

Scored over 100 points.....	101 vs. Grambling State (W, 101-75).....	12/13/97
Scored under 50 points.....	39 at Miami (Fla.) (L, 39-103).....	12/16/11
Scored under 60 points & won.....	55 vs. South Alabama (W, 55-52).....	2/11/12
Opponent scored 100 points.....	103 at Miami (Fla.) (L, 39-103).....	12/16/11
Opponent scored under 40 points.....	35 vs. UL-Lafayette (W, 66-35).....	1/28/12
Won in overtime.....	70-67 at North Texas.....	1/15/12
Lost in overtime.....	70-76 vs. UMKC.....	11/26/11
Shot over 60% FGs.....	609 (28-46) vs. Middle Tennessee (L, 70-83).....	2/7/07
Shot under 30% FGs.....	269 (18-67) vs. Western Kentucky (L, 50-66).....	3/3/12
Held its opponent under 30%.....	28.3 (17-60) vs. Western Kentucky (W, 53-49).....	12/29/11
Shot over 80 field goals.....	84 (made 32) at Northwestern State (W, 84-68).....	12/21/11
Was perfect on FTs.....	13-of-13 vs. Northwestern State (W, 62-57).....	9/23/08
Shot over 90% on FTs.....	15-of-16 (93.8) at UL-Lafayette (W, 76-65).....	1/22/11
Shot over 40 FTs.....	41 (made 30) vs. New Orleans (W, 66-65).....	12/21/99
Shot less than 10 free throws.....	7 (made 6) at Arkansas (L, 61-76).....	2/1/12
Made 10 3-point baskets.....	14-of-24 vs. UL-Lafayette (W, 82-53).....	2/11/09
Had 60 rebounds.....	71 at Northwestern State (W, 84-68).....	12/21/11
Had less than 30 rebounds.....	26 vs. Middle Tennessee (L, 53-67).....	2/23/12

### LARGEST MARGINS OF VICTORY

67	ULM 97, New Orleans 30 (11/12/10)
61	ULM 94, North Texas 33 (2/26/85)
	ULM 100, Cheyney 39 (12/6/85)
52	ULM 107, Iona 55 (2/28/86)
	ULM 102, Jackson State 50 (12/8/84)
51	ULM 106, Lamar 55 (1/18/86)
50	ULM 99, Centenary 49 (12/5/00)
	ULM 92, Centenary 42 (2/7/83)
47	ULM 113, UNC-Asheville 66 (1/3/90)
46	ULM 109, San Diego State 63 (1/15/86)
	ULM 100, UT-Arlington 54 (2/28/85)
	ULM 86, Lamar 40 (1/15/04)
45	ULM 98, North Texas 53 (2/5/83)
44	ULM 83, Northwestern State 39 (12/2/06)
43	ULM 71, Tulane 28 (75-76)
	ULM 82, Nicholls State 39 (1/15/94)
42	ULM 95, UT-Arlington 53 (2/2/85)
	ULM 102, Miss. College 60 (11/26/88)
41	ULM 92, Lamar 51 (12/18/97)
	ULM 84, Alcorn State 43 (12/10/84)
	ULM 92, North Texas 51 (2/6/84)
	ULM 95, Nicholls State 54 (1/22/83)
	ULM 107, Nicholls State 66 (2/21/81)
	ULM 95, Nicholls State 54 (1/22/83)
	ULM 107, Nicholls 66 (2/21/81)

### LARGEST MARGINS OF DEFEAT

64	Miami 103, ULM 39 (12/16/11)
62	Southeastern La. 114, ULM 52 (1/6/78)
60	Louisiana Tech 102, ULM 42 (1/6/82)
58	Louisiana Tech 95, ULM 37 (12/18/95)
56	Louisiana Tech 100, ULM 44 (12/7/93)
54	Louisiana Tech 97, ULM 43 (12/15/97)
53	Louisiana Tech 93, ULM 50 (2/4/82)
52	Arkansas 99, ULM 47 (11/17/02)
51	Louisiana Tech 116, ULM 65 (74-75)
50	Stephen F. Austin 98, ULM 48 (2/29/96)
48	Ole Miss 102, ULM 54 (2/6/95)
48	Louisiana Tech 100, ULM 52 (1/31/80)
48	Texas A&M 105, ULM 57 (1/4/11)
47	Ole Miss 90, ULM 43 (1/17/94)
46	Louisiana Tech 104, ULM 58 (2/9/83)
44	Ole Miss 90, ULM 46 (12/15/95)
	Middle Tennessee 103, ULM 59 (12/17/06)

### WHEN THE WARHAWKS PLAY...

on Monday	0-2
on Tuesday	0-1
on Wednesday	2-3
on Thursday	2-2
on Friday	0-4
on Saturday	5-7
on Sunday	0-2
at night	5-16
during the day	4-5
in November	0-8
in December	4-3
in January	3-4
in February	2-5
in March	0-1

### 2011-12 WARHAWK SEASON IN-DEPTH

ULM leads at the half 7-4  
 ULM trails at the half 2-17  
 ULM is tied at the half 0-0

ULM attempts more FG than opponent 6-9  
 ULM attempts fewer FG than opponent 2-12  
 ULM attempts same number of FG as opponent 1-0

ULM makes more FG than opponent 8-4  
 ULM makes less FG than opponent 1-16  
 ULM makes same number of FG as opponent 0-1

ULM has better FG Pct. than opponent 6-8  
 ULM has worse FG Pct. than opponent 3-13

ULM shoots 50 percent or better from the field 1-0  
 ULM shoots less than 50 percent from the field 8-21

ULM shoots 40 percent or better from the field 3-7  
 ULM shoots less than 40 percent from the field 6-14

ULM shoots more FT than opponent 5-4  
 ULM shoots fewer FT than opponent 3-17  
 ULM shoots same number of FT as opponent 1-0

ULM makes more FT than opponent 7-4  
 ULM makes fewer FT than opponent 1-15  
 ULM makes same number of FT than opponent 1-2

ULM has more total rebounds than opponent 2-5  
 ULM has fewer total rebounds than opponent 5-16  
 ULM has same number of total rebounds as opp. 2-0

ULM has more offensive rebounds than opponent 3-8  
 ULM has fewer offensive rebounds than opponent 5-13  
 ULM has same number of off. rbs. as opp. 1-0

ULM has more assists than opponent 8-8  
 ULM has fewer assists than opponent 0-12  
 ULM has same number of assists as opponent 1-1

ULM has more turnovers than opponent 1-13  
 ULM has fewer turnovers than opponent 8-6  
 ULM has same number of turnovers as opponent 0-2

ULM has more steals than opponent 3-4  
 ULM has fewer steals than opponent 4-17  
 ULM has same number of steals as opponent 2-0


ULM has more blocked shots than opponent 5-13  
 ULM has fewer blocked shots than opponent 2-8  
 ULM has same number of blocks as opponent 2-0

ULM commits more fouls than opponent 4-11  
 ULM commits fewer fouls than opponent 5-8  
 ULM commits same number of fouls as opponent 0-2

Games decided by 20 points or more 2-2  
 Games decided by 10 points or more 2-8  
 Games decided by 9 points or fewer 0-4  
 Games decided by 5 points or fewer 2-3  
 Games decided by 3 points or fewer 3-4

# GAME RECAPS

Exhibition • Nov. 5 • Fant-Ewing Coliseum • Monroe, La.

	<b>LOUISIANA COLLEGE</b>	<b>96</b>
	<b>ULM</b>	<b>110</b>

**MONROE, La.** -- ULM defeated Louisiana College Monday night, 110-96, inside Fant-Ewing Coliseum.

Four Warhawks finished in double-figures led by 24 from Ashleigh Simmons. Jasmine Shaw finished with 22 points, eight rebounds and seven assists. Also in double-figures were Alayshia Hunter (18) and Jae Shin (15).

The Warhawks started out with 9-5 lead as ULM's press caused three consecutive turnovers near the 17-minute mark. Jenna Lee accounted for four early points.

Khloe Mims knocked down a jump shot to bring the Lady Wildcats within one, 17-16, with 12:32 left before halftime.

Shaw hit a baseline jumper to stretch the home lead before cleaning up a loose ball underneath the basket to give ULM a 21-17 lead with just over 11 minute left in the half.

Louisiana College took the lead on two Skylar Chenevert free throws before Simmons converted a three-point play to give ULM a 26-25 lead with 9:12 remaining in the first stanza.

The Lady Wildcats took advantage of two Warhawk turnovers to convert easy layups, giving LC a 31-30 lead at the seven-minute mark. Natosha Gottlieb hit a triple to extend LC's lead to 39-34 with 4:43 left before the break.

At the break, Louisiana College led 49-47, powered by 10 points from Neka Jones. Ten of 13 players on LC's roster scored in the first half. ULM was paced by 17 points from Simmons.

Mims hit a three-point to give LC a 54-51 advantage two minutes into the second half.

Shaw went coast-to-coast for a fast break layup to give ULM a 55-54 lead and followed with a three-point play stretching the lead to 58-55 with 16:36 left in the game.

The Warhawks began to take control and led 72-65 on a Tyler Holley bucket. With nine minutes left, ULM held onto a 78-71 lead.

The Lady Wildcats pulled within three at the six-minute mark after two fast break layups, the second from Jones. LaToya Jones hit a triple to tie the game at 88-88 at the five-minute mark.

ULM pulled away towards the end of the contest powered by better ball control. Shin found Alayshia hunter down the middle of the paint to give the Warhawks a 100-92 lead with 2:33 left.

The game ended with ULM winning 110-96, marking the first time since Dec. 13, 1997 against Grambling State (101-75).

No.	LOUISIANA COLLEGE	FG-A	3FG-A	FT-A	R	F	TP	A	TO	B	S	MIN
20	Willis, L.	4-7	0-1	0-2	6	5	8	1	2	0	2	22
40	Gottlieb, N.	6-17	1-7	7-9	9	3	20	3	3	1	4	20
03	Jones, N.	4-9	2-5	3-4	4	3	13	2	2	0	2	22
11	Chenier, K.	4-10	1-5	0-1	5	3	9	0	3	0	2	17
14	Howard, S.	1-7	0-0	0-0	2	1	2	4	8	1	1	23
05	Thornton, K.	2-3	2-3	0-0	0	0	6	0	0	0	0	10
10	Allison, D.	1-2	0-0	0-1	1	3	2	0	1	0	1	8
13	Frank, K.	3-6	1-1	3-4	0	5	10	4	2	0	2	17
23	Chenevert, S.	1-2	0-1	3-4	2	1	5	2	2	0	0	15
24	Horn, M.	0-0	0-0	1-2	0	0	1	2	1	0	1	9
25	Evans, L.	1-3	1-1	0-0	1	2	3	0	2	0	1	9
32	Mims, K.	4-10	3-7	6-6	2	1	17	1	0	1	2	18
44	Cronce, C.	0-2	0-0	0-0	1	3	0	0	0	0	0	10
<b>TM</b>	<b>TEAM</b>	-	-	-	5	-	-	-	-	-	-	-
<b>Totals.....</b>		<b>31-78</b>	<b>11-31</b>	<b>23-32</b>	<b>38</b>	<b>30</b>	<b>96</b>	<b>19</b>	<b>26</b>	<b>3</b>	<b>18</b>	<b>200</b>
		<b>39.7%</b>	<b>35.5%</b>	<b>71.9%</b>								

No.	ULM	FG-A	3FG-A	FT-A	R	F	TP	A	TO	B	S	MIN
20	Simmons, A.	7-9	0-0	10-19	7	4	24	0	3	0	4	23
55	Lee, J.	3-5	0-0	2-2	2	3	8	1	2	0	1	14
12	Tugler, A.	1-6	0-0	7-10	3	2	9	4	4	2	1	29
21	Tugler, E.	0-1	0-1	0-0	5	4	0	6	8	0	2	16
22	Shaw, J.	10-22	1-2	1-2	8	2	22	7	6	1	3	35
03	Hunter, A.	9-12	0-0	0-1	11	3	18	1	2	0	0	19
10	Shin, J.	4-9	1-5	6-6	2	3	15	1	1	0	0	19
11	Pierson, S.	2-6	0-1	1-1	2	2	5	3	2	0	0	17
15	Aune, A.	0-0	0-0	0-0	0	0	0	0	0	0	0	1
24	Taylor, J.	1-2	0-0	0-0	0	1	2	0	2	0	0	5
34	Brooks, S.	0-1	0-0	2-2	5	0	2	0	1	1	0	9
40	Holley, T.	2-2	0-0	1-3	5	1	5	2	1	1	1	13
<b>TM</b>	<b>TEAM</b>	-	-	-	8	-	-	-	-	-	-	-
<b>Totals.....</b>		<b>39-75</b>	<b>2-9</b>	<b>30-46</b>	<b>58</b>	<b>25</b>	<b>110</b>	<b>25</b>	<b>32</b>	<b>5</b>	<b>12</b>	<b>200</b>
		<b>52.0%</b>	<b>22.2%</b>	<b>65.2%</b>								

Technical Fouls: None  
 Officials: Mary Day, Melanie Davis, Carey Smith

Attendance: -

Score by Half

LC .....	49-47	96
ULM .....	47-63	110



**#10 JAE SHIN**  
**Position: Guard**  
**Class Year: Sophomore**  
**Height: 5-7**  
**Hometown: Bellevue, Wash.**  
**High School: Mercer Island**



**#11 SHANTRELL PIERSON**  
**Position: Guard**  
**Class Year: Junior**  
**Height: 5-8**  
**Hometown: Brusly, La.**  
**High School: Brusly**

**SHIN GAME BY GAME IN 2011-12**

Date	Opponent	MIN	FG-A	3FG-A	FT-A	O-D-T	PF	A	TO	B	S	TP
N14	at Tulane	5	0-0	0-0	0-0	0-0-0	1	0	0	0	0	0
N18	at Lamar	6	1-4	1-4	1-2	0-0-0	1	0	1	0	0	4
N22	at Grambling State	2	0-2	0-2	0-0	0-1-1	0	0	0	0	0	0
N25	vs. Central Arkansas	3	1-2	1-2	1-2	0-0-0	0	0	0	0	0	4
N26	vs. UMKC	11	2-5	1-4	0-0	0-0-0	2	1	1	0	0	5
N27	at Texas Tech	5	1-2	0-1	0-0	1-0-1	0	0	1	0	0	2
N30	McNeese State	2	0-0	0-0	0-0	0-0-0	0	0	0	0	0	0
D10	at Southern Miss	3	0-1	0-1	0-0	0-0-0	2	0	0	0	0	0
D16	at Miami (FL)	7	0-4	0-2	0-0	0-1-1	0	0	1	1	0	0
D19	Tennessee Tech	6	0-0	0-0	0-0	1-0-1	0	0	1	1	0	1
D21	at Northwestern State	4	0-2	0-1	0-0	0-1-1	0	0	1	1	1	0
D29	Western Kentucky	2	0-2	0-1	0-0	0-1-1	0	0	0	0	0	0
D31	Arkansas State	5	2-4	1-2	0-0	1-0-1	0	1	0	0	1	5
J4	at Florida Atlantic	13	1-2	1-2	0-2	2-1-3	0	0	1	0	0	3
J7	at FIU	2	0-0	0-0	0-0	0-0-0	0	0	0	0	0	0
J15	North Texas	3	0-1	0-0	0-0	0-0-0	0	0	0	0	0	0
J21	at Troy	6*	0-4	0-3	0-0	0-0-0	0	0	0	0	0	0
J28	UL-Lafayette	9	0-3	0-2	1-2	0-1-1	0	1	0	0	1	1
F4	at UALR	0	0-0	0-0	0-0	0-0-0	0	0	0	0	0	0
F11	South Alabama	2	0-1	0-1	0-0	0-0-0	0	0	0	0	0	0
F15	at North Texas	4	0-1	0-1	1-2	1-0-1	0	0	0	0	0	1
F18	at Denver	4	1-3	0-2	0-0	0-0-0	1	0	0	0	0	2
F23	Middle Tennessee	2	0-1	0-1	0-0	0-0-0	0	0	0	0	0	0
F25	at UL-Lafayette	5	0-3	0-3	0-0	0-0-0	1	1	0	0	1	0
M3	vs. Western Kentucky	1	0-1	0-1	0-0	0-0-0	1	0	1	0	0	0
<b>Totals</b>		<b>112</b>	<b>9-48</b>	<b>5-36</b>	<b>4-10</b>	<b>6-6-12</b>	<b>9</b>	<b>5</b>	<b>8</b>	<b>2</b>	<b>5</b>	<b>27</b>

\* Starter

**SHIN'S CAREER HIGHS**

**Points:** 5 on two occasions  
**Field Goals:** 2 on two occasions  
**Field Goal Attempts:** 5 vs. UMKC (11/16/11)  
**3-Point Field Goals:** 1 on five occasions  
**3-Point Attempts:** 4 on two occasions  
**Free Throws:** 1 on four occasions  
**Free Throw Attempts:** 2 on five occasions  
**Rebounds:** 3 at Florida Atlantic (1/4/12)  
**Off. Rebounds:** 2 at Florida Atlantic (1/4/12)  
**Def. Rebounds:** 1 on six occasions  
**Assists:** 1 on five occasions  
**Turnovers:** 1 on eight occasions  
**Blocks:** 1 on two occasions  
**Steals:** 1 on five occasions  
**Minutes:** 13 at Florida Atlantic (1/4/12)

**PIERSON GAME BY GAME IN 2011-12**

Date	Opponent	MIN	FG-A	3FG-A	FT-A	O-D-T	PF	A	TO	B	S	TP
N11	Stephen F. Austin	7	1-2	0-0	0-0	1-1-2	3	1	0	0	0	2
N14	at Tulane	8	0-3	0-0	0-0	1-1-2	1	0	0	0	0	0
N18	at Lamar	7	0-2	0-1	0-0	0-0-0	1	0	0	1	0	0
N22	at Grambling State	1	0-1	0-0	0-0	1-1-2	0	0	1	0	0	0
N25	vs. Central Arkansas	5	0-0	0-0	0-0	0-1-1	1	0	1	0	0	0
N26	vs. UMKC	2	1-1	0-0	0-0	0-1-1	1	0	0	0	0	2
N27	at Texas Tech	11	3-3	0-0	1-1	0-4-4	3	0	4	0	0	7
N30	McNeese State	8	1-3	0-0	0-0	0-1-1	1	0	0	0	0	2
D3	Nicholls State	5	0-0	0-0	1-2	0-0-0	2	0	0	0	1	1
D10	at Southern Miss	7	1-4	0-0	2-3	1-1-2	2	0	3	0	2	4
D16	at Miami (FL)	12	0-3	0-0	0-0	1-0-1	0	2	0	0	0	0
D19	Tennessee Tech	5	0-0	0-0	0-0	0-2-2	2	2	1	0	0	0
D21	at Northwestern State	5	1-1	0-0	0-0	1-0-1	1	1	2	0	3	2
D29	Western Kentucky	3	1-1	0-0	0-0	1-0-1	1	0	0	0	0	2
D31	Arkansas State	4	0-0	0-0	0-0	0-2-2	4	1	3	0	0	0
J7	at FIU	4	0-0	0-0	0-0	0-1-1	0	0	0	0	0	0
J12	UALR	3	0-0	0-0	0-0	0-1-1	0	1	0	0	0	0
J19	Denver	2	0-1	0-0	1-2	1-0-1	0	0	0	0	0	0
J21	at Troy	5	0-1	0-0	0-0	0-2-2	1	0	0	0	0	0
J28	UL-Lafayette	5	0-2	0-0	0-0	0-1-1	1	0	2	0	0	0
F1	at Arkansas State	2	0-0	0-0	0-0	0-0-0	0	0	0	0	0	0
F4	at UALR	5	0-0	0-0	2-2	0-0-0	1	0	0	0	0	2
F11	South Alabama	5	0-1	0-0	0-0	0-0-0	0	0	0	0	1	0
F18	at Denver	3	0-0	0-0	0-0	0-0-0	0	0	0	0	0	0
F23	Middle Tennessee	4	0-1	0-0	0-0	0-0-0	0	0	0	1	0	2
F25	at UL-Lafayette	4	0-0	0-0	0-0	0-1-1	0	0	1	0	0	0
M3	vs. Western Kentucky	6	1-1	0-0	0-1	0-1-1	0	1	0	0	1	2
<b>Totals</b>		<b>138</b>	<b>10-31</b>	<b>0-1</b>	<b>7-11</b>	<b>8-22-30</b>	<b>26</b>	<b>9</b>	<b>20</b>	<b>0</b>	<b>10</b>	<b>27</b>

**PIERSON'S CAREER HIGHS**

**Points:** 7 at Texas Tech (11/27/11)  
**Field Goals:** 3 at Texas Tech (11/27/11)  
**Field Goal Attempts:** 6 vs. Northwestern State (11/19/10)  
**3-Point Field Goals:** 2 vs. Arkansas-Monticello (12/11/10)  
**3-Point Attempts:** 2 on two occasions  
**Free Throws:** 2 on four occasions  
**Free Throw Attempts:** 4 vs. New Orleans (11/12/10)  
**Rebounds:** 4 on two occasions  
**Off. Rebounds:** 3 vs. New Orleans (11/12/10)  
**Def. Rebounds:** 4 at Texas Tech (11/27/11)  
**Assists:** 2 on three occasions  
**Turnovers:** 4 at Texas Tech (11/27/11)  
**Blocks:** None  
**Steals:** 3 at Northwestern State (12/21/11)  
**Minutes:** 16 vs. New Orleans (11/12/10)



## #12 ALEXAR TUGLER

**Position:** Guard

**Class Year:** Junior

**Height:** 5-10

**Hometown:** Monroe, La.

**High School:** Carroll



## #20 ASHLEIGH SIMMONS

**Position:** Forward

**Class Year:** Junior

**Height:** 6-1

**Hometown:** Hawkins, Texas

**High School:** Hawkins

### A. TUGLER GAME BY GAME IN 2011-12

Date	Opponent	MIN	FG-A	3FG-A	FT-A	O-D-T	PF	A	TO	B	S	TP
N11	Stephen F. Austin	18	0-4	0-3	0-1	2-3-5	2	1	2	0	1	0
N14	at Tulane	19	1-8	1-5	0-0	1-3-4	1	1	1	0	0	3
N18	at Lamar	32*	4-11	1-6	0-0	1-3-4	4	1	1	1	0	9
N22	at Grambling State	33*	2-9	1-2	0-1	1-3-4	4	2	1	1	0	5
N25	vs. Central Arkansas	20*	2-8	0-2	0-0	3-0-3	0	0	1	0	2	4
N26	vs. UMKC	34	2-11	1-4	1-2	4-4-8	1	0	2	0	0	6
N27	at Texas Tech	16	1-6	0-0	0-0	0-4-4	1	3	1	0	0	2
N30	McNeese State	14*	0-2	0-0	0-0	0-0-0	4	3	2	1	1	0
D3	Nicholls State	22	2-8	1-2	2-3	3-1-4	1	2	2	1	3	7
D10	at Southern Miss	14*	0-9	0-2	0-0	1-1-2	0	3	0	0	1	0
D16	at Miami (FL)	14	1-7	0-2	0-0	1-2-3	3	0	6	0	2	2
D19	Tennessee Tech	33*	6-10	2-4	2-2	1-4-5	3	2	4	0	2	16
D21	at Northwestern State	28*	7-14	1-4	3-3	3-7-10	0	1	2	1	2	18
D29	Western Kentucky	24*	1-9	0-3	0-2	0-3-3	2	0	3	1	1	2
D31	Arkansas State	22*	6-9	2-3	2-2	0-2-2	1	2	0	2	3	16
J4	at Florida Atlantic	25*	1-9	1-2	1-2	2-4-6	0	3	2	1	2	4
J7	at FIU	27*	3-12	0-1	2-2	2-6-8	4	1	3	1	3	8
J12	UALR	32*	6-15	3-5	1-3	2-2-4	1	3	2	0	2	16
J15	North Texas	25*	3-12	0-3	0-0	2-3-5	3	4	0	1	1	6
J19	Denver	27*	1-10	0-3	2-2	4-3-7	1	2	2	1	0	4
J21	at Troy	25*	3-8	1-1	0-0	2-3-5	1	1	3	0	0	7
J28	UL-Lafayette	15	1-3	0-2	1-1	2-1-3	1	2	3	0	0	3
F1	at Arkansas State	21*	3-7	1-3	0-0	2-4-6	2	1	1	1	0	7
F4	at UALR	26*	2-6	1-2	0-0	1-2-3	0	0	1	1	0	5
F11	South Alabama	22*	4-7	2-2	1-3	1-2-3	3	1	2	0	2	11
F15	at North Texas	40*	6-14	1-3	6-7	6-3-9	2	1	2	1	2	19
F18	at Denver	22*	1-5	0-1	2-2	1-2-3	3	1	0	1	2	4
F23	Middle Tennessee	25*	3-11	0-1	2-0-4	2-2-4	1	2	3	1	2	8
F25	at UL-Lafayette	10*	0-2	0-1	0-0	2-0-2	2	0	2	0	0	0
M3	vs. Western Kentucky	17*	1-6	0-3	0-0	1-2-3	2	3	1	0	0	2
<b>Totals</b>		<b>702</b>	<b>73-252</b>	<b>20-75</b>	<b>28-42</b>	<b>53-79-132</b>	<b>53</b>	<b>46</b>	<b>55</b>	<b>17</b>	<b>34</b>	<b>194</b>

\*Starter

### A. TUGLER'S CAREER HIGHS

**Points:** 19 at North Texas (2/15/12)

**Field Goals:** 7 at Northwestern State (12/21/11)

**Field Goal Attempts:** 15 vs. UALR (1/12/12)

**3-Point Field Goals:** 3 vs. UALR (1/12/12)

**3-Point Attempts:** 6 at Lamar (11/18/11)

**Free Throws:** 6 at North Texas (2/15/12)

**Free Throw Attempts:** 7 at North Texas (2/15/12)

**Rebounds:** 10 at Northwestern State (12/21/11)

**Off. Rebounds:** 6 at North Texas (2/15/12)

**Def. Rebounds:** 7 at Northwestern State (12/21/11)

**Assists:** 4 vs. North Texas (1/15/12)

**Turnovers:** 6 at Miami (12/16/11)

**Blocks:** 2 vs. Arkansas State (12/31/11)

**Steals:** 3 on four occasions

**Minutes:** 40 at North Texas (2/15/12)

### SIMMONS GAME BY GAME IN 2011-12

Date	Opponent	MIN	FG-A	3FG-A	FT-A	O-D-T	PF	A	TO	B	S	TP
N11	Stephen F. Austin	17	1-3	0-0	0-1	2-1-3	3	0	2	0	0	2
N14	at Tulane	19	3-6	0-0	1-2	1-2-3	1	0	2	0	0	7
N18	at Lamar	15	1-3	0-0	4-6	2-3-5	3	0	1	0	1	6
N22	at Grambling State	9	2-5	0-0	2-7	4-4-8	1	0	4	0	1	6
N25	vs. Central Arkansas	12	1-3	0-0	0-0	0-2-2	2	0	1	0	1	2
N26	vs. UMKC	13	3-5	0-0	8-10	0-1-1	3	0	1	0	0	14
N27	at Texas Tech	24	4-7	0-0	9-10	0-4-4	5	1	1	0	0	17
N30	McNeese State	22	5-7	0-0	2-4	3-5-8	2	0	1	1	1	12
D3	Nicholls State	20	3-5	0-0	0-1	3-4-7	0	1	1	2	1	6
D10	at Southern Miss	16	2-11	0-0	3-4	2-2-4	3	1	0	2	1	7
D16	at Miami (FL)	17*	4-7	0-0	2-4	0-3-3	3	0	2	0	1	10
D21	at Northwestern State	12	2-7	0-0	0-0	1-2-3	4	0	0	1	0	4
D29	Western Kentucky	23	3-12	0-0	0-0	3-3-6	1	0	0	1	1	6
D31	Arkansas State	16	4-7	0-0	0-0	2-1-3	3	0	1	1	1	8
J4	at Florida Atlantic	15	2-5	0-0	0-0	1-3-4	4	1	1	0	1	4
J7	at FIU	21	5-8	0-0	0-4	3-3-6	4	0	5	0	1	10
J12	UALR	9	0-0	0-0	0-0	0-1-1	5	1	3	1	0	0
J15	North Texas	17	1-6	0-0	0-0	2-5-7	2	0	6	0	0	2
J19	Denver	19	0-7	0-0	0-0	0-3-3	1	1	3	0	0	0
J21	at Troy	11	2-3	0-0	0-2	0-2-2	2	0	1	1	0	4
J28	UL-Lafayette	20	4-9	0-1	2-2	4-4-8	1	1	0	2	1	10
F1	at Arkansas State	26*	6-8	0-0	2-2	0-3-3	2	1	0	0	0	14
F4	at UALR	14	2-7	0-0	0-1	0-2-2	4	1	2	0	0	4
F11	South Alabama	14	2-4	0-0	1-2	0-2-2	4	0	1	0	1	5
F15	at North Texas	14	3-7	0-0	4-5	1-3-4	5	1	1	0	2	10
F18	at Denver	18	0-7	0-1	1-2	1-4-5	2	0	3	0	0	1
F23	Middle Tennessee	11	1-5	0-1	2-2	1-3-4	4	0	2	0	0	4
F25	at UL-Lafayette	11	1-5	0-0	0-0	0-0-0	0	0	1	0	0	2
M3	vs. Western Kentucky	16	1-6	0-0	0-0	5-0-5	2	0	5	0	4	2
<b>Totals</b>		<b>471</b>	<b>68-175</b>	<b>0-3</b>	<b>43-71</b>	<b>41-75-116</b>	<b>76</b>	<b>10</b>	<b>51</b>	<b>12</b>	<b>20</b>	<b>179</b>

\* Starter

### SIMMONS' CAREER HIGHS

**Points:** 17 at Texas Tech (11/27/11)

**Field Goals:** 6 at Arkansas State (2/1/12)

**Field Goal Attempts:** 12 vs. Western Kentucky (12/29/11)

**3-Point Field Goals:** 0

**3-Point Attempts:** 1 on three occasions

**Free Throws:** 9 at Texas Tech (11/27/11)

**Free Throw Attempts:** 10 on two occasions

**Rebounds:** 8 on three occasions

**Off. Rebounds:** 5 vs. Western Kentucky (3/3/12)

**Def. Rebounds:** 5 on two occasions


**Assists:** 1 on 13 occasions

**Turnovers:** 6 vs. North Texas (1/15/12)

**Blocks:** 3 vs. Florida Atlantic (12/29/10)

**Steals:** 2 on four occasions

**Minutes:** 26 at Arkansas State (2/1/12)



## # 21 ELEXAR TUGLER

**Position:** Guard  
**Class Year:** Junior  
**Height:** 5-9  
**Hometown:** Monroe, La.  
**High School:** Carroll



## #22 JASMINE SHAW

**Position:** Guard  
**Class Year:** Junior  
**Height:** 5-10  
**Hometown:** Flower Mound, Texas  
**High School:** Marcus

### E. TUGLER GAME BY GAME IN 2011-12

Date	Opponent	MIN	FG-A	3FG-A	FT-A	O-D-T	PF	A	TO	B	S	TP
N11	Stephen F. Austin	20*	2-4	1-2	0-0	1-1-2	4	2	2	1	0	5
N14	at Tulane	21*	1-6	1-3	0-0	1-3-4	1	1	2	0	2	3
N18	at Lamar	17	2-4	0-2	0-0	1-3-4	1	4	0	1	2	4
N22	at Grambling State	14	0-1	0-1	0-2	0-0-0	0	2	3	0	1	0
N25	vs. Central Arkansas	11	1-5	0-0	0-1	1-1-2	2	1	2	0	0	2
N26	vs. UMKC	4*	0-1	0-0	0-0	0-0-0	3	0	1	0	0	0
N27	at Texas Tech	12*	1-3	0-0	0-0	1-1-2	1	1	2	1	0	2
N30	McNeese State	9	0-0	0-0	0-0	0-1-1	2	0	1	0	1	0
D3	Nicholls State	8	0-2	0-1	0-0	0-1-1	0	3	0	0	0	0
D10	at Southern Miss	7	2-4	0-0	0-0	0-1-1	1	0	1	0	1	4
D16	at Miami (FL)	13	2-6	1-1	0-1	0-1-1	3	0	3	0	1	5
D19	Tennessee Tech	28	2-6	0-2	3-4	0-1-1	0	2	1	0	2	7
D21	at Northwestern State	12	1-4	0-1	0-0	2-3-5	2	2	2	0	2	2
D29	Western Kentucky	21	1-5	0-1	0-0	2-6-8	1	2	3	0	0	2
D31	Arkansas State	12	2-6	1-3	0-0	0-0-0	0	1	0	0	3	5
J4	at Florida Atlantic	10	1-2	0-1	0-0	0-1-1	1	1	2	0	1	2
J7	at FIU	22	3-4	0-0	0-2	0-1-1	1	5	2	0	1	6
J12	UALR	15	0-5	0-1	2-2	1-1-2	0	2	1	0	1	2
J15	North Texas	11	1-2	0-1	1-2	1-1-2	3	0	1	0	1	3
J19	Denver	20	3-6	0-1	0-0	3-0-3	3	1	0	0	2	6
J21	at Troy	9	1-3	0-0	0-0	1-1-2	0	0	0	0	1	2
J28	UL-Lafayette	9	0-1	0-0	0-2	0-1-1	0	0	0	0	0	0
F1	at Arkansas State	25	2-4	1-1	1-1	0-3-3	1	0	2	0	2	6
F4	at UALR	15	0-2	0-1	0-0	0-0-0	1	1	1	0	0	0
F11	South Alabama	6	0-1	0-0	0-0	0-0-0	3	2	1	0	1	0
F15	at North Texas	9	0-3	0-0	0-0	1-3-4	1	0	0	0	0	0
F18	at Denver	22*	3-3	0-0	3-4	0-2-2	1	1	2	1	2	9
F23	Middle Tennessee	19	1-2	0-1	1-2	1-1-2	2	1	3	0	1	3
F25	at UL-Lafayette	3	0-0	0-0	0-0	1-0-1	0	0	2	0	0	0
M3	vs. Western Kentucky	8	0-3	0-0	0-0	0-2-2	2	0	2	0	2	0
<b>Totals</b>		<b>412</b>	<b>32-98</b>	<b>5-24</b>	<b>11-23</b>	<b>18-40-58</b>	<b>40</b>	<b>35</b>	<b>42</b>	<b>4</b>	<b>30</b>	<b>80</b>

\* Starter

### E. TUGLER'S CAREER HIGHS

**Points:** 9 vs. Denver (2/18/12)  
**Field Goals:** 3 on four occasions  
**Field Goal Attempts:** 6 on six occasions  
**3-Point Field Goals:** 1 on four occasions  
**3-Point Attempts:** 3 on two occasions  
**Free Throws:** 3 on two occasions  
**Free Throw Attempts:** 4 on two occasions  
**Rebounds:** 8 vs. Western Kentucky (12/29/11)  
**Off. Rebounds:** 3 vs. Denver (1/19/12)  
**Def. Rebounds:** 6 vs. Western Kentucky (12/29/11)  
**Assists:** 5 vs. FIU (1/7/12)  
**Turnovers:** 6 vs. Northwestern State (11/19/10)  
**Blocks:** 1 on six occasions  
**Steals:** 3 vs. Arkansas State (12/31/11)  
**Minutes:** 28 vs. Tennessee Tech (12/19/11)

### SHAW GAME BY GAME IN 2011-12

Date	Opponent	MIN	FG-A	3FG-A	FT-A	O-D-T	PF	A	TO	B	S	TP
N11	Stephen F. Austin	37*	6-14	0-2	2-7	4-5-9	2	3	3	2	0	14
N14	at Tulane	32*	2-9	0-2	2-2	4-0-4	2	1	3	0	2	6
N18	at Lamar	18*	3-8	0-3	0-0	1-5-6	4	1	5	0	1	6
N22	at Grambling State	37*	6-13	3-6	2-3	2-6-8	0	1	3	1	1	17
N25	vs. Central Arkansas	33*	3-10	0-5	0-0	2-1-3	0	1	0	1	1	6
N26	vs. UMKC	38*	0-2	0-1	2-2	0-4-4	3	2	6	1	2	2
N27	at Texas Tech	28*	1-5	0-1	0-0	0-2-2	2	2	1	1	4	2
N30	McNeese State	26*	3-6	0-3	0-0	0-3-3	2	1	5	0	1	6
D3	Nicholls State	36*	7-15	1-4	3-3	5-1-6	1	2	3	0	3	18
D10	at Southern Miss	32*	1-9	0-3	3-6	3-2-5	0	1	2	0	1	5
D16	at Miami (FL)	20*	0-3	0-0	0-0	4-1-5	2	0	3	1	0	0
D19	Tennessee Tech	19*	1-4	0-1	2-2	0-1-1	4	2	2	0	1	4
D21	at Northwestern State	30*	5-13	0-3	0-1	3-2-5	0	1	1	0	1	10
D29	Western Kentucky	28*	5-15	2-3	0-1	1-0-1	3	0	0	0	1	12
D31	Arkansas State	27*	3-11	0-2	0-0	2-5-7	0	1	2	1	2	6
J4	at Florida Atlantic	27*	0-4	0-1	0-0	1-1-2	2	1	0	0	1	0
J7	at FIU	31*	4-8	0-2	1-1	0-3-3	1	1	1	0	0	9
J12	UALR	24*	1-4	0-1	2-2	0-4-4	3	1	1	2	0	4
J15	North Texas	29*	1-7	1-5	0-0	0-5-5	1	0	1	2	1	3
J19	Denver	23*	1-6	0-2	0-0	1-6-7	1	0	3	0	0	2
J21	at Troy	26	3-12	1-4	3-3	0-4-4	1	1	1	1	2	10
J28	UL-Lafayette	21*	3-8	0-1	2-2	3-2-5	3	1	0	0	5	8
F1	at Arkansas State	21*	1-6	0-2	0-0	0-2-2	4	0	1	0	0	2
F4	at UALR	26*	3-6	1-2	1-2	3-2-5	3	0	2	1	0	8
F11	South Alabama	36*	4-8	0-1	7-8	1-3-4	2	0	1	1	1	15
F15	at North Texas	37*	2-10	0-0	2-2	1-9-10	1	3	2	0	3	6
F18	at Denver	36*	2-7	0-4	2-2	0-7-7	2	1	0	0	1	6
F23	Middle Tennessee	24*	3-4	0-1	0-1	1-3-4	2	1	1	0	0	6
F25	at UL-Lafayette	38*	6-14	2-7	1-1	5-3-8	1	1	1	1	3	15
M3	vs. Western Kentucky	31*	1-7	0-2	0-0	2-3-5	1	0	3	1	1	2
<b>Totals</b>		<b>871</b>	<b>81-248</b>	<b>11-74</b>	<b>37-51</b>	<b>49-95-144</b>	<b>53</b>	<b>30</b>	<b>57</b>	<b>17</b>	<b>39</b>	<b>210</b>

\* Starter

### SHAW'S CAREER HIGHS

**Points:** 18 vs. Nicholls State (11/30/11)  
**Field Goals:** 7 vs. Nicholls State (11/30/11)  
**Field Goal Attempts:** 15 on two occasions  
**3-Point Field Goals:** 3 at Grambling State (11/22/11)  
**3-Point Attempts:** 7 at UL-Lafayette (2/25/12)  
**Free Throws:** 7 vs. South Alabama (2/11/12)  
**Free Throw Attempts:** 8 vs. South Alabama (2/11/12)  
**Rebounds:** 10 at North Texas (2/15/12)  
**Off. Rebounds:** 5 on three occasions  
**Def. Rebounds:** 9 at North Texas (2/15/12)  
**Assists:** 5 vs. Arkansas State (1/26/11)  
**Turnovers:** 6 vs. UMKC (11/26/11)  
**Blocks:** 2 on four occasions  
**Steals:** 5 vs. UL-Lafayette (1/28/12)  
**Minutes:** 38 on two occasions



**#32 CHRISTINA GRAY**  
**Position: Guard**  
**Class Year: Sophomore**  
**Height: 5-9**  
**Hometown: Winnfield, La.**  
**High School: Winnfield**



**# 34 SHARNICE BROOKS**  
**Position: Center**  
**Class Year: Sophomore**  
**Height: 6-2**  
**Hometown: Bastrop, La.**  
**High School: Bastrop**

**GRAY GAME BY GAME IN 2011-12**

Date	Opponent	MIN	FG-A	3FG-A	FT-A	O-D-T	PF	A	TO	B	S	TP
N14	at Tulane	1	1-2	0-0	0-0	0-0-0	0	0	0	0	1	2
N18	at Lamar	9	1-3	0-0	2-4	2-1-3	1	1	1	0	1	4
N22	at Grambling State	5	0-4	0-0	0-0	0-0-0	0	0	1	0	0	0
N25	vs. Central Arkansas	4	0-0	0-0	0-0	0-0-0	1	1	0	0	1	0
N27	at Texas Tech	5	1-1	0-0	0-0	0-3-3	0	0	2	0	0	2
N30	McNeese State	2	0-1	0-1	0-0	0-1-1	1	0	1	0	0	0
D10	at Southern Miss	4	2-2	0-0	2-2	0-0-0	1	0	0	0	0	6
D16	at Miami (FL)	5	0-1	0-0	0-0	0-0-0	1	0	2	0	0	0
D19	Tennessee Tech	7	2-2	0-0	1-2	0-1-1	1	1	0	0	1	5
D21	at Northwestern State	5	0-3	0-0	0-0	4-1-5	1	0	1	0	0	0
D29	Western Kentucky	4	1-1	0-0	1-2	0-1-1	0	1	0	0	0	3
D31	Arkansas State	11	3-4	0-0	0-0	0-0-0	0	1	0	0	0	6
J4	at Florida Atlantic	6	0-0	0-0	0-0	0-1-1	3	0	2	0	0	0
J7	at FIU	2	0-1	0-0	0-0	0-1-1	0	0	0	0	0	0
J12	UALR	7	0-1	0-0	0-0	0-0-0	0	0	1	0	0	0
J15	North Texas	7	0-2	0-0	0-0	0-1-1	1	0	1	0	0	0
J21	at Troy	2	0-0	0-0	0-0-0	0-0-0	0	0	0	0	0	0
J28	UL-Lafayette	7	1-2	0-0	2-2	0-1-1	0	1	2	0	0	4
F1	at Arkansas State	3	0-1	0-0	0-0	0-0-0	0	0	0	0	0	0
F11	South Alabama	2	0-0	0-0	0-0	0-0-0	1	0	0	0	0	0
F15	at North Texas	5	0-1	0-0	1-2	1-0-1	1	0	1	0	1	1
F18	at Denver	6	1-3	0-0	0-0	2-0-2	0	0	0	0	0	2
F23	Middle Tennessee	2	0-0	0-0	0-0	0-0-0	1	0	1	0	0	0
F25	at UL-Lafayette	12	1-2	0-0	3-4	2-0-2	1	0	0	0	0	5
M3	vs. Western Kentucky	12	2-3	0-0	0-0	0-3-3	2	0	1	0	1	4
<b>Totals</b>		<b>135</b>	<b>16-40</b>	<b>0-1</b>	<b>12-18</b>	<b>11-15-26</b>	<b>17</b>	<b>6</b>	<b>17</b>	<b>0</b>	<b>6</b>	<b>44</b>

\* Starter

**GRAY'S CAREER HIGHS**

**Points:** 6 on two occasions  
**Field Goals:** 3 vs. Arkansas State (12/31/11)  
**Field Goal Attempts:** 4 on two occasions  
**3-Point Field Goals:** None  
**3-Point Attempts:** 1 vs. McNeese State (11/30/11)  
**Free Throws:** 3 at UL-Lafayette (2/25/12)  
**Free Throw Attempts:** 4 on two occasions  
**Rebounds:** 5 at Northwestern State (12/21/11)  
**Off. Rebounds:** 4 at Northwestern State (12/21/11)  
**Def. Rebounds:** 3 on two occasions  
**Assists:** 1 on six occasions  
**Turnovers:** 2 on four occasions  
**Blocks:** None  
**Steals:** 1 on six occasions  
**Minutes:** 12 on two occasions

**BROOKS GAME BY GAME IN 2011-12**

Date	Opponent	MIN	FG-A	3FG-A	FT-A	O-D-T	PF	A	TO	B	S	TP
N11	Stephen F. Austin	2	0-0	0-0	0-0	0-0-0	0	0	0	0	0	0
N22	at Grambling State	13	2-4	0-0	0-0	1-0-1	1	0	0	0	0	4
N25	vs. Central Arkansas	10	0-2	0-0	0-0	0-2-2	0	0	0	2	0	0
N26	vs. UMKC	11	1-4	0-0	1-2	0-1-1	0	0	1	2	0	3
N27	at Texas Tech	8	0-4	0-0	0-0	0-1-1	0	0	0	0	0	0
D3	Nicholls State	4	1-2	0-0	0-0	0-1-1	0	0	0	0	0	2
D10	at Southern Miss	3	2-3	0-0	0-0	0-0-0	0	0	0	0	0	4
D16	at Miami (FL)	8	0-2	0-0	0-0	0-0-0	1	0	1	0	1	0
D19	Tennessee Tech	9	2-4	0-0	0-0	1-0-1	0	0	2	0	0	4
D21	at Northwestern State	10	1-4	0-0	2-4	1-2-3	0	1	1	0	0	4
D29	Western Kentucky	3	0-1	0-0	0-0	0-0-0	0	0	0	0	0	0
D31	Arkansas State	3	0-0	0-0	0-0	0-0-0	0	0	0	0	0	0
J12	UALR	6	2-3	0-0	1-2	0-1-1	0	0	1	0	0	5
J15	North Texas	3	1-2	0-0	0-0	0-1-1	1	0	1	0	0	2
J21	at Troy	6	0-1	0-0	0-0	0-1-1	1	0	1	0	0	0
J28	UL-Lafayette	9	1-2	0-0	0-0	0-1-1	0	0	0	0	0	2
F1	at Arkansas State	1	0-1	0-0	0-0	0-0-0	0	0	0	0	0	0
F11	South Alabama	2	0-0	0-0	0-0	0-0-0	0	0	2	1	0	0
F15	at North Texas	6	2-2	0-0	0-0	0-1-1	1	0	0	0	0	4
F25	at UL-Lafayette	2	0-1	0-0	0-2	0-0-0	1	0	0	0	0	0
M3	vs. Western Kentucky	13	2-4	0-0	0-1	1-4-5	2	0	0	2	1	4
<b>Totals</b>		<b>132</b>	<b>17-46</b>	<b>0-0</b>	<b>4-11</b>	<b>4=16=20</b>	<b>8</b>	<b>1</b>	<b>10</b>	<b>7</b>	<b>2</b>	<b>38</b>

\* Starter

**BROOK'S CAREER HIGHS**

**Points:** 5 vs. UALR (1/12/12)  
**Field Goals:** 2 on six occasions  
**Field Goal Attempts:** 4 on six occasions  
**3-Point Field Goals:** None  
**3-Point Attempts:** None  
**Free Throws:** 2 at Northwestern State (12/21/11)  
**Free Throw Attempts:** 4 at Northwestern State (12/21/11)  
**Rebounds:** 5 vs. Western Kentucky (3/3/12)  
**Off. Rebounds:** 1 on four occasions  
**Def. Rebounds:** 4 vs. Western Kentucky (3/3/11)  
**Assists:** 1 at Northwestern State (12/21/11)  
**Turnovers:** 2 on two occasions  
**Blocks:** 2 on three occasions  
**Steals:** 1 on two occasions  
**Minutes:** 13 on two occasions



**TYLER HOLLEY**  
**Position: Center**  
**Class Year: Sophomore**  
**Height: 6-2**  
**Hometown: Fort Worth, Texas**  
**High School: Crowley**



**JENNA LEE**  
**Position: Forward**  
**Class Year: Sophomore**  
**Height: 5-11**  
**Hometown: West Monroe, La.**  
**High School: South Beauregard**

**HOLLEY GAME BY GAME IN 2011-12**

Date	Opponent	MIN	FG-A	3FG-A	FT-A	O-D-T	PF	A	TO	B	S	TP
D21	at Northwestern State	7	0-1	0-0	0-0	1-2-3	1	0	1	1	0	0
D29	Western Kentucky	4	0-0	0-0	0-0	0-0-0	0	0	0	0	1	0
D31	Arkansas State	2	1-2	0-0	0-0	2-0-2	2	0	0	0	0	2
J4	at Florida Atlantic	2	0-1	0-0	0-0	0-0-0	0	0	0	0	0	0
J12	UALR	2	0-0	0-0	0-0	0-0-0	0	0	0	0	0	0
J28	UL-Lafayette	3	1-2	0-0	0-2	0-0-0	0	0	0	0	0	2
F1	at Arkansas State	2	0-0	0-0	0-0	0-0-0	0	0	1	0	0	0
F15	at North Texas	1	0-0	0-0	0-0	0-0-0	1	0	1	0	0	0
F18	at Denver	4	0-1	0-0	0-0	1-0-1	1	0	0	0	0	0
F23	Middle Tennessee	3	0-0	0-0	0-0	0-0-0	0	0	0	0	0	0
<b>Totals</b>		<b>30</b>	<b>2-7</b>	<b>0-0</b>	<b>0-2</b>	<b>4-2-6</b>	<b>5</b>	<b>0</b>	<b>3</b>	<b>1</b>	<b>1</b>	<b>4</b>

\* Starter

**HOLLEY'S CAREER HIGHS**

**Points:** 2 on two occasions  
**Field Goals:** 1 on two occasions  
**Field Goal Attempts:** 2 on two occasions  
**3-Point Field Goals:** None  
**3-Point Attempts:** None  
**Free Throws:** None  
**Free Throw Attempts:** 2 vs. UL-Lafayette  
**Rebounds:** 3 at Northwestern State (12/21/11)  
**Off. Rebounds:** 2 vs. Arkansas State (12/31/11)  
**Def. Rebounds:** 2 at Northwestern State (12/21/11)  
**Assists:** None  
**Turnovers:** 1 on three occasions  
**Blocks:** 1 at Northwestern State (12/21/11)  
**Steals:** 1 vs. Western Kentucky (12/29/11)  
**Minutes:** 7 at Northwestern State (12/21/11)

**LEE GAME BY GAME IN 2011-12**

Date	Opponent	MIN	FG-A	3FG-A	FT-A	O-D-T	PF	A	TO	B	S	TP
N25	vs. Central Arkansas	3	0-1	0-0	0-0	0-0-0	0	0	0	0	1	0
N27	at Texas Tech	1	0-0	0-0	0-0	0-0-0	0	0	0	0	0	0
D16	at Miami (FL)	5	0-1	0-0	0-0	1-0-1	1	0	0	0	0	0
D21	at Northwestern State	4	2-5	0-0	0-0	2-1-3	0	0	0	0	0	4
D31	Arkansas State	4	0-0	0-0	0-0	1-0-1	0	0	1	0	0	0
J21	at Troy	2	0-0	0-0	0-0	0-0-0	0	0	0	0	0	0
J28	UL-Lafayette	8	0-1	0-0	0-0	0-2-2	0	1	1	0	1	0
F11	South Alabama	2	0-0	0-0	0-0	0-0-0	0	0	0	0	0	0
F15	at North Texas	1	0-1	0-0	0-0	1-0-1	0	0	0	0	0	0
M3	vs. Western Kentucky	0	0-0	0-0	2-2	0-0-0	0	0	0	0	0	2
<b>Totals</b>		<b>30</b>	<b>2-9</b>	<b>0-0</b>	<b>2-2</b>	<b>5-3-8</b>	<b>1</b>	<b>1</b>	<b>2</b>	<b>0</b>	<b>2</b>	<b>6</b>

\* Starter

**LEE'S CAREER HIGHS**

**Points:** 4 at Northwestern State (12/21/11)  
**Field Goals:** 2 at Northwestern State (12/21/11)  
**Field Goal Attempts:** 5 at Northwestern State (12/21/11)  
**3-Point Field Goals:** None  
**3-Point Attempts:** None  
**Free Throws:** 2 vs. Western Kentucky (3/3/12)  
**Free Throw Attempts:** 2 vs. Western Kentucky (3/3/12)  
**Rebounds:** 3 at Northwestern State (12/21/11)  
**Off. Rebounds:** 2 at Northwestern State (12/21/11)  
**Def. Rebounds:** 2 vs. UL-Lafayette (1/28/12)  
**Assists:** 1 vs. UL-Lafayette (1/28/12)  
**Turnovers:** 1 on two occasions  
**Blocks:** None  
**Steals:** 1 on two occasions  
**Minutes:** 8 vs. UL-Lafayette (1/28/12)

# 2011-12 ULM OVERALL STATISTICS

## 2011-12 ULM Women's Basketball ULM Combined Team Statistics (as of Sep 26, 2012) All games

RECORD:	OVERALL	HOME	AWAY	NEUTRAL
ALL GAMES	9-21	6-6	3-12	0-3
CONFERENCE	7-9	5-3	2-6	0-0
NON-CONFERENCE	2-12	1-3	1-6	0-3

#	Player	gp-gs	min	avg	Total		3-Point		F-Throw		Rebounds				pf	dq	a	to	blk	stl	pts	avg
					fg-fga	fg%	3fg-fga	3fg%	ft-fa	ft%	off	def	tot	avg								
35	Williams, Larrie	30-30	985	32.8	165-398	.415	3-4	.750	112-153	.732	83	92	175	5.8	69	1	17	77	33	13	445	14.8
03	Torres, Elizabeth	30-29	956	31.9	98-272	.360	32-117	.274	64-88	.727	10	99	109	3.6	65	1	147	120	7	54	292	9.7
22	Shaw, Jasmine	30-29	871	29.0	81-248	.327	11-74	.149	37-51	.725	49	95	144	4.8	53	0	30	57	17	39	210	7.0
12	Tugler, Alexar	30-23	702	23.4	73-252	.290	20-75	.267	28-42	.667	53	79	132	4.4	53	0	46	55	17	34	194	6.5
20	Simmons, Ashleigh	29-2	471	16.2	68-175	.389	0-3	.000	43-71	.606	41	75	116	4.0	76	3	10	51	12	20	179	6.2
01	Zollicoffer, Marion	30-28	737	24.6	65-149	.436	0-0	.000	30-52	.577	65	122	187	6.2	87	5	24	57	27	20	160	5.3
13	Maricle, Taylor	26-2	255	9.8	31-95	.326	20-72	.278	1-2	.500	12	21	33	1.3	17	0	13	13	0	6	83	3.2
21	Tugler, Elexar	30-5	412	13.7	32-98	.327	5-24	.208	11-23	.478	18	40	58	1.9	40	0	35	42	4	30	80	2.7
34	Brooks, Sharnice	21-0	132	6.3	17-46	.370	0-0	.000	4-11	.364	4	16	20	1.0	8	0	1	10	7	2	38	1.8
32	Gray, Christina	25-1	135	5.4	16-40	.400	0-1	.000	12-18	.667	11	15	26	1.0	17	0	6	17	0	6	44	1.8
10	Shin, Jae	25-1	112	4.5	9-48	.188	5-36	.139	4-10	.400	6	6	12	0.5	9	0	5	8	2	5	27	1.1
11	Pierson, Shantrell	27-0	138	5.1	10-31	.323	0-1	.000	7-11	.636	8	22	30	1.1	26	0	9	20	0	10	27	1.0
55	Lee, Jenna	10-0	30	3.0	2-9	.222	0-0	.000	2-2	1.000	5	3	8	0.8	1	0	1	2	0	2	6	0.6
31	Maricle, Reagan	20-0	84	4.2	3-9	.333	0-1	.000	3-4	.750	4	7	11	0.6	9	0	8	20	2	8	9	0.5
40	Holley, Tyler	10-0	30	3.0	2-7	.286	0-0	.000	0-2	.000	4	2	6	0.6	5	0	0	3	1	1	4	0.4
Team											74	74	148				7					
Total.....		30	6050		672-1877	.358	96-408	.235	358-540	.663	447	768	1215	40.5	535	10	352	559	129	250	1798	59.9
Opponents.....		30	6050		708-1839	.385	138-457	.302	414-624	.663	465	856	1321	44.0	531	-	337	565	98	304	1968	65.6

TEAM STATISTICS	ULM	OPP	Date	Opponent	Score	Att.	
SCORING	1798	1968	11/11/11	STEPHEN F. AUSTIN	L	58-68	864
Points per game	59.9	65.6	11/14/11	at Tulane	L	45-62	806
Scoring margin	-5.7	-	11/18/11	at Lamar	L	68-70	1012
FIELD GOALS-ATT	672-1877	708-1839	11/22/11	at GSUW	L	71-75	427
Field goal pct	.358	.385	11-25-11	vs Central Arkansas	L	55-73	6640
3 POINT FG-ATT	96-408	138-457	11-26-11	vs UMKC	Lot	70-76	6531
3-point FG pct	.235	.302	11-27-11	at Texas Tech	L	54-94	6213
3-pt FG made per game	3.2	4.6	11/30/11	MCNEESE STATE	L	60-68	797
FREE THROWS-ATT	358-540	414-624	12/03/11	NICHOLLS STATE	W	78-68	2013
Free throw pct	.663	.663	12/10/11	at Southern Miss	L	74-77	1087
F-Throws made per game	11.9	13.8	12-16-11	at Miami	L	39-103	1029
REBOUNDS	1215	1321	12/19/11	TENNESSEE TECH	L	64-68	748
Rebounds per game	40.5	44.0	12/21/11	at Northwestern State	W	84-68	821
Rebounding margin	-3.5	-	* 12/29/11	WESTERN KENTUCKY	W	53-49	1319
ASSISTS	352	337	* 12/31/11	ARKANSAS STATE	W	83-57	1061
Assists per game	11.7	11.2	* 01/04/12	at FAU	L	58-65	512
TURNOVERS	559	565	* 1/7/12	at FIU	L	55-65	366
Turnovers per game	18.6	18.8	* 01/12/12	UALR	W	58-54	1337
Turnover margin	+0.2	-	* 01/15/12	NORTH TEXAS	L	54-56	1298
Assist/turnover ratio	0.6	0.6	* 01/19/12	DENVER	L	49-52	1640
STEALS	250	304	* 01/21/12	at Troy	W	49-46	341
Steals per game	8.3	10.1	* 01/28/12	UL-LAFAYETTE	W	66-35	2419
BLOCKS	129	98	* 2/1/12	at Arkansas State	L	61-76	1370
Blocks per game	4.3	3.3	* 2/4/12	at UALR	L	46-52	3934
ATTENDANCE	16673	36358	* 02/11/12	SOUTH ALABAMA	W	55-52	1679
Home games-Avg/Game	12-1389	15-1322	* 02/15/12	at North Texas	Wot	70-67	1027
Neutral site-Avg/Game	-	3-5507	* 02/18/12	at Denver	L	53-57	503
			* 02/23/12	MIDDLE TENNESSEE	L	53-67	1498
			* 02/25/12	at UL-Lafayette	L	65-82	389
			& 03/03/12	vs Western Kentucky	L	50-66	3350
Score by Periods	1st	2nd	OT	Totals			
ULM	769	1014	15	1798			
Opponents	928	1022	18	1968			

\* = Conference game

# 2011-12 ULM RESULTS

<b>RECORD</b>	<b>OVERALL</b>	<b>HOME</b>	<b>AWAY</b>	<b>NEUTRAL</b>
<b>ALL GAMES</b>	(9-21)	(6-6)	(3-12)	(0-3)
<b>SUN BELT GAMES</b>	(7-9)	(5-3)	(2-6)	(0-0)
<b>NON-CONFERENCE</b>	(2-12)	(1-3)	(1-6)	(0-3)

DATE	OPPONENT	RESULT	ATTENDANCE	TOP SCORER	REBOUNDS	ASSISTS	STEALS	BLOCKS
Nov. 11	<b>Stephen F. Austin</b>	<b>L, 58-68</b>	<b>864</b>	<b>18-Torres</b>	<b>10-Zollicoffer</b>	<b>3-Shaw</b>	<b>3-Torres</b>	<b>2-Zollicoffer, Shaw</b>
Nov. 14	at Tulane	L, 45-62	806	13-Williams	9-Zollicoffer	9-Torres	4-Torres	3-Williams
Nov. 18	at Lamar	L, 68-70	1012	16-Zollicoffer	9-Williams	7-Torres	2-E.Tugler	1-Zollicoffer, Williams, A.Tugler, E.Tugler
Nov. 22	at Grambling State	L, 71-75	427	18-Williams	8-Shaw, Simmons	10-Torres	4-Zollicoffer	1-Zollicoffer, A.Tugler, Shaw
Nov. 25	vs. Central Arkansas #	L, 55-73	6640	17-Torres	8-Zollicoffer	2-Torres, Zollicoffer	3-Torres	2-Zollicoffer, Brooks
Nov. 26	vs. UMKC #	L, 70-76 (OT)	6531	17-Williams	8-A.Tugler, Torres	11-Torres	2-Zollicoffer	4-Williams
Nov. 27	at Texas Tech #	L, 54-94	6213	17-Simmons	4-Williams, Pierson, A.Tugler, Simmons	3-Torres, A. Tugler	4-Shaw	1-Williams, E. Tugler, Shaw
<b>Nov. 30</b>	<b>McNeese State</b>	<b>L, 60-68</b>	<b>797</b>	<b>17-Torres</b>	<b>11-Zollicoffer</b>	<b>7-Torres</b>	<b>2-Torres</b>	<b>1- A. Tugler, Simmons</b>
<b>Dec. 3</b>	<b>Nicholls State</b>	<b>W, 78-68</b>	<b>2013</b>	<b>21-Williams</b>	<b>7-Simmons</b>	<b>6-Torres</b>	<b>3-Torres, Shaw, A. Tugler</b>	<b>2-Zollicoffer, Simmons</b>
Dec. 10	at Southern Miss	L, 74-77	1087	28-Williams	11-Zollicoffer	8-Torres	5-Torres	2-Zollicoffer, Simmons
Dec. 16	at Miami	L, 39-103	1029	11-Williams	5-Williams, Zollicoffer, Shaw	6-Torres	2-Zollicoffer, A. Tugler	3-Williams
<b>Dec. 19</b>	<b>Tennessee Tech</b>	<b>L, 64-68</b>	<b>748</b>	<b>18-Williams</b>	<b>9-Zollicoffer</b>	<b>2-Torres, A. Tugler, Shaw, Pierson, E. Tugler</b>	<b>2-A. Tugler, E. Tugler</b>	<b>1-Zollicoffer, Williams</b>
Dec. 21	at Northwestern State	W, 84-68	821	25-Williams	10-Williams, A. Tugler	7-Torres	3-Pierson	3-Williams
<b>Dec. 29</b>	<b>Western Kentucky *</b>	<b>W, 53-49</b>	<b>1319</b>	<b>14-Williams</b>	<b>8-E. Tugler</b>	<b>3-Torres</b>	<b>2-Torres</b>	<b>1-A. Tugler, Simmons</b>
<b>Dec. 31</b>	<b>Arkansas State *</b>	<b>W, 83-57</b>	<b>1061</b>	<b>16-Williams, A. Tugler</b>	<b>7- Shaw, Williams</b>	<b>6-Torres</b>	<b>3-Torres, A. Tugler, E. Tugler</b>	<b>4-Williams</b>
Jan. 4	at Florida Atlantic *	L, 58-65	512	18-Williams, Torres	7-Zollicoffer	3-Torres, A. Tugler	2-A. Tugler	1-Zollicoffer, A. Tugler
Jan. 7	at FIU *	L, 55-65	366	11-Torres	8-A. Tugler	5-E. Tugler	3-A. Tugler	1-Williams, Torres, A. Tugler
<b>Jan. 12</b>	<b>UALR *</b>	<b>W, 58-54</b>	<b>1337</b>	<b>16-A. Tugler</b>	<b>8-Williams</b>	<b>3-A. Tugler</b>	<b>2-A. Tugler</b>	<b>2-A. Tugler</b>
<b>Jan. 15</b>	<b>North Texas *</b>	<b>L, 54-56</b>	<b>1298</b>	<b>18-Williams</b>	<b>7-Simmons, Zollicoffer</b>	<b>6-Torres</b>	<b>1-Torres, A. Tugler, Shaw, E. Tugler</b>	<b>2-Shaw</b>
<b>Jan. 19</b>	<b>Denver *</b>	<b>L, 49-52</b>	<b>1640</b>	<b>11-T. Maricle</b>	<b>9-Williams</b>	<b>3-Torres</b>	<b>2-Torres, E. Tugler</b>	<b>3-Zollicoffer</b>
Jan. 21	at Troy *	W, 49-46	341	11-Williams	9-Williams	4-Torres	2-Torres, Shaw	1-Zollicoffer, Williams, Torres, Simmons, Shaw
<b>Jan. 28</b>	<b>UL-Lafayette *</b>	<b>W, 66-35</b>	<b>2419</b>	<b>22-Williams</b>	<b>9-Torres</b>	<b>5-Torres</b>	<b>5-Shaw</b>	<b>2-Simmons</b>
Feb. 1	at Arkansas State *	L, 61-76	1370	14-Simmons, Williams	8-Zollicoffer	5-Torres	2-E. Tugler	2-Zollicoffer
Feb. 4	at UALR *	L, 46-52	3934	12-Torres	5-Shaw, Zollicoffer, Williams, Torres	5-Torres	2-Torres	2-Williams
<b>Feb. 11</b>	<b>South Alabama *</b>	<b>W, 55-52</b>	<b>1679</b>	<b>15-Williams, Shaw</b>	<b>9-Zollicoffer</b>	<b>4-Torres</b>	<b>2-A. Tugler</b>	<b>1-Zollicoffer, Williams, Shaw, Brooks</b>
Feb. 15	at North Texas *	W, 70-67 (OT)	1027	19-A. Tugler	10-Shaw	5-Torres	3-Shaw	1-Zollicoffer, Williams, A. Tugler
Feb. 18	at Denver *	L, 53-57	503	10-Zollicoffer	7-Williams, Shaw	2-Torres	2-A. Tugler, E. Tugler, Torres	1-Zollicoffer, A. Tugler, E. Tugler
<b>Feb. 23</b>	<b>Middle Tennessee *</b>	<b>L, 53-67</b>	<b>1498</b>	<b>13-Torres</b>	<b>4-Zollicoffer, A. Tugler, Simmons, Shaw</b>	<b>3-Torres</b>	<b>3-Torres</b>	<b>1-Zollicoffer, Williams, A. Tugler</b>
Feb. 25	at UL-Lafayette *	L, 65-82	389	23-Williams	13-Zollicoffer	5-Torres	3-Shaw	2-Zollicoffer
March 3	vs. Western Kentucky ^	L, 50-66	-	16-Williams	6-T. Maricle	3-Torres, A. Tugler	4-Simmons	2-Brooks

# World Vision Basketball Classic in Lubbock, Texas

\* Sun Belt Conference Game

^ Sun Belt Conference Tournament Game / **Home Games in Bold**

Attendance Summary	Games	Attend	Avg/Game
<b>Home</b>	12	16673	1389
<b>Away</b>	15	19837	1322
<b>Neutral</b>	3	12171	4390
<b>Total</b>	30	49681	1656

# 2011-12 ULM TEAM GAME-BY-GAME

## 2011-12 ULM Women's Basketball ULM Team Game-by-Game (as of Sep 26, 2012) All games

### TEAM STATISTICS

Opponent	Date	Score		Total		3-Pointers		Free throws		Rebounds				pf	a	l/o	blk	stl	pts	avg
				fg-fga	pct	3fg-fga	pct	ft-fta	pct	off	def	tot	avg							
STEPHEN F. AUSTIN	11/11/11	58-68	L	22-57	.386	1-9	.111	13-27	.481	14	28	42	42.0	22	10	27	6	6	58	58.0
at Tulane	11/14/11	45-62	L	18-67	.269	3-16	.188	6-8	.750	18	25	43	42.5	18	12	19	4	13	45	51.5
at Lamar	11/18/11	68-70	L	28-70	.400	3-21	.143	9-15	.600	17	31	48	44.3	26	22	19	4	7	68	57.0
at GSUW	11/22/11	71-75	L	28-67	.418	5-13	.385	10-26	.385	17	26	43	44.0	16	18	21	3	13	71	60.5
vs Central Arkansas	11-25-11	55-73	L	21-59	.356	2-13	.154	11-13	.846	14	20	34	42.0	15	8	20	5	10	55	59.4
vs UMKC	11-26-11	70-76	Lot	24-64	.375	5-16	.313	17-25	.680	13	30	43	42.2	23	15	23	7	8	70	61.2
at Texas Tech	11-27-11	54-94	L	19-61	.311	1-8	.125	15-20	.750	8	26	34	41.0	19	11	24	3	8	54	60.1
MCNEESE STATE	11/30/11	60-68	L	24-54	.444	5-17	.294	7-10	.700	8	29	37	40.5	21	14	23	2	7	60	60.1
NICHOLLS STATE	12/03/11	78-68	w	26-59	.441	4-12	.333	22-31	.710	13	24	37	40.1	14	16	17	6	14	78	62.1
at Southern Miss	12/10/11	74-77	L	28-80	.350	0-11	.000	18-28	.643	24	21	45	40.6	17	16	15	6	16	74	63.3
at Miami	12-16-11	39-103	L	16-61	.262	2-13	.154	5-10	.500	17	21	38	40.4	19	10	32	6	10	39	61.1
TENNESSEE TECH	12/19/11	64-68	L	22-52	.423	2-10	.200	18-24	.750	7	23	30	39.5	19	12	21	2	7	64	61.3
at Northwestern State	12/21/11	84-68	w	32-84	.381	4-13	.308	16-23	.696	32	39	71	41.9	19	13	17	7	11	84	63.1
WESTERN KENTUCKY	12/29/11	53-49	w	18-68	.265	2-10	.200	15-21	.714	19	24	43	42.0	17	8	15	2	7	53	62.4
ARKANSAS STATE	12/31/11	83-57	w	34-65	.523	6-13	.462	9-11	.818	12	23	35	41.5	14	21	12	9	15	83	63.7
at FAU	01/04/12	58-65	L	23-54	.426	4-11	.364	8-12	.667	9	25	34	41.1	15	11	17	2	6	58	63.4
at FIU	1/7/12	55-65	L	24-58	.414	1-6	.167	6-13	.462	14	27	41	41.1	17	11	17	3	6	55	62.9
UALR	01/12/12	58-54	w	18-55	.327	5-13	.385	17-25	.680	11	23	34	40.7	17	9	15	4	6	58	62.6
NORTH TEXAS	01/15/12	54-56	L	20-63	.317	4-17	.235	10-13	.769	14	25	39	40.6	18	11	18	4	4	54	62.2
DENVER	01/19/12	49-52	L	18-66	.273	5-18	.278	8-14	.571	21	23	44	40.8	16	7	11	6	4	49	61.5
at Troy	01/21/12	49-46	w	18-60	.300	3-14	.214	10-14	.714	14	32	46	41.0	13	8	16	5	6	49	60.9
UL-LAFAYETTE	01/28/12	66-35	w	26-64	.406	3-15	.200	11-17	.647	15	34	49	41.4	10	15	17	3	8	66	61.1
at Arkansas State	2/1/12	61-76	L	25-58	.431	5-14	.357	6-7	.857	10	22	32	41.0	15	11	17	4	4	61	61.1
at UALR	2/4/12	46-52	L	16-51	.314	4-11	.364	10-16	.625	10	22	32	40.6	21	9	19	6	3	46	60.5
SOUTH ALABAMA	02/11/12	55-52	w	20-56	.357	2-9	.222	13-19	.684	11	26	37	40.4	17	11	15	4	7	55	60.3
at North Texas	02/15/12	70-67	Wot	24-70	.343	2-8	.250	20-28	.714	20	28	48	40.7	25	12	16	3	8	70	60.7
at Denver	02/18/12	53-57	L	17-57	.298	1-13	.077	18-23	.783	14	24	38	40.6	19	7	16	3	8	53	60.4
MIDDLE TENNESSEE	02/23/12	53-67	L	20-52	.385	3-15	.200	10-18	.556	7	19	26	40.1	18	9	18	3	10	53	60.1
at UL-Lafayette	02/25/12	65-82	L	25-78	.321	6-31	.194	9-13	.692	27	22	49	40.4	13	8	19	3	5	65	60.3
vs Western Kentucky	03/03/12	50-66	L	18-67	.269	3-18	.167	11-16	.688	17	26	43	40.5	22	7	23	4	13	50	59.9
ULM		1798		672-1877	.358	96-408	.235	358-540	.663	447	768	1215	40.5	535	352	559	129	250	1798	59.9
Opponents		1968		708-1839	.385	138-457	.302	414-624	.663	465	856	1321	44.0	531	337	565	98	304	1968	65.6

Games played: 30  
Points/game: 59.9  
FG Pct: 35.8  
3FG Pct: 23.5  
FT Pct: 66.3

Rebounds/game: 40.5  
Assists/game: 11.7  
Turnovers/game: 18.6  
Assist/turnover ratio: 0.6  
Steals/game: 8.3  
Blocks/game: 4.3

# CAREER STATS

## Individual Career History

### Brooks, Sharnice

Season	gp-gs	min/avg	Total		3-Point		F-Throws		Rebounds				Scoring							
			fg-fga	pct	fg-fga	pct	ft-fta	pct	off	def	tot	avg	pf	fo	ast	to	blk	stl	pts	avg
2011-12	21-0	132/6.3	17-46	.370	0-0	.000	4-11	.364	4	16	20	1.0	8	0	1	10	7	2	38	1.8
TOTAL	21-0	132/6.3	17-46	.370	0-0	.000	4-11	.364	4	16	20	1.0	8	0	1	10	7	2	38	1.8

### Gray, Christina

Season	gp-gs	min/avg	Total		3-Point		F-Throws		Rebounds				Scoring							
			fg-fga	pct	fg-fga	pct	ft-fta	pct	off	def	tot	avg	pf	fo	ast	to	blk	stl	pts	avg
2011-12	25-1	135/5.4	16-40	.400	0-1	.000	12-18	.667	11	15	26	1.0	17	0	6	17	0	6	44	1.8
TOTAL	25-1	135/5.4	16-40	.400	0-1	.000	12-18	.667	11	15	26	1.0	17	0	6	17	0	6	44	1.8

### Holley, Tyler

Season	gp-gs	min/avg	Total		3-Point		F-Throws		Rebounds				Scoring							
			fg-fga	pct	fg-fga	pct	ft-fta	pct	off	def	tot	avg	pf	fo	ast	to	blk	stl	pts	avg
2011-12	10-0	30/3.0	2-7	.286	0-0	.000	0-2	.000	4	2	6	0.6	5	0	0	3	1	1	4	0.4
TOTAL	10-0	30/3.0	2-7	.286	0-0	.000	0-2	.000	4	2	6	0.6	5	0	0	3	1	1	4	0.4

### Lee, Jenna

Season	gp-gs	min/avg	Total		3-Point		F-Throws		Rebounds				Scoring							
			fg-fga	pct	fg-fga	pct	ft-fta	pct	off	def	tot	avg	pf	fo	ast	to	blk	stl	pts	avg
2011-12	10-0	30/3.0	2-9	.222	0-0	.000	2-2	1.000	5	3	8	0.8	1	0	1	2	0	2	6	0.6
TOTAL	10-0	30/3.0	2-9	.222	0-0	.000	2-2	1.000	5	3	8	0.8	1	0	1	2	0	2	6	0.6

### Pierson, Shantrell

Season	gp-gs	min/avg	Total		3-Point		F-Throws		Rebounds				Scoring							
			fg-fga	pct	fg-fga	pct	ft-fta	pct	off	def	tot	avg	pf	fo	ast	to	blk	stl	pts	avg
2010-11	21-0	90/4.3	14-36	.389	3-7	.429	5-8	.625	7	4	11	0.5	16	0	5	11	0	4	36	1.7
2011-12	27-0	138/5.1	10-31	.323	0-1	.000	7-11	.636	8	22	30	1.1	26	0	9	20	0	10	27	1.0
TOTAL	48-0	228/4.8	24-67	.358	3-8	.375	12-19	.632	15	26	41	0.9	42	0	14	31	0	14	63	1.3

### Shaw, Jasmine

Season	gp-gs	min/avg	Total		3-Point		F-Throws		Rebounds				Scoring							
			fg-fga	pct	fg-fga	pct	ft-fta	pct	off	def	tot	avg	pf	fo	ast	to	blk	stl	pts	avg
2010-11	31-2	422/13.6	28-108	.259	8-44	.182	11-19	.579	26	29	55	1.8	34	0	22	31	7	17	75	2.4
2011-12	30-29	871/29.0	81-248	.327	11-74	.149	37-51	.725	49	95	144	4.8	53	0	30	57	17	39	210	7.0
TOTAL	61-31	1293/21.2	109-356	.306	19-118	.161	48-70	.686	75	124	199	3.3	87	0	52	88	24	56	285	4.7

### Shin, Jae

Season	gp-gs	min/avg	Total		3-Point		F-Throws		Rebounds				Scoring							
			fg-fga	pct	fg-fga	pct	ft-fta	pct	off	def	tot	avg	pf	fo	ast	to	blk	stl	pts	avg
2011-12	25-1	112/4.5	9-48	.188	5-36	.139	4-10	.400	6	6	12	0.5	9	0	5	8	2	5	27	1.1
TOTAL	25-1	112/4.5	9-48	.188	5-36	.139	4-10	.400	6	6	12	0.5	9	0	5	8	2	5	27	1.1

# CAREER STATS

## Individual Career History

### Simmons, Ashleigh

Season	gp-gs	min/avg	Total		3-Point		F-Throws		Rebounds				Scoring							
			fg-fga	pct	fg-fga	pct	ft-fta	pct	off	def	tot	avg	pf	fo	ast	to	blk	stl	pts	avg
2010-11	20-0	127/6.4	17-38	.447	0-0	.000	11-15	.733	11	30	41	2.1	15	0	3	17	7	2	45	2.3
2011-12	29-2	471/16.2	68-175	.389	0-3	.000	43-71	.606	41	75	116	4.0	76	3	10	51	12	20	179	6.2
TOTAL	49-2	598/12.2	85-213	.399	0-3	.000	54-86	.628	52	105	157	3.2	91	3	13	68	19	22	224	4.6

### Tugler, Alexar














Season	gp-gs	min/avg	Total		3-Point		F-Throws		Rebounds				Scoring							
			fg-fga	pct	fg-fga	pct	ft-fta	pct	off	def	tot	avg	pf	fo	ast	to	blk	stl	pts	avg
2010-11	30-1	279/9.3	29-105	.276	11-36	.306	12-18	.667	22	22	44	1.5	33	0	8	26	5	10	81	2.7
2011-12	30-23	702/23.4	73-252	.290	20-75	.267	28-42	.667	53	79	132	4.4	53	0	46	55	17	34	194	6.5
TOTAL	60-24	981/16.4	102-357	.286	31-111	.279	40-60	.667	75	101	176	2.9	86	0	54	81	22	44	275	4.6

### Tugler, Elexar

Season	gp-gs	min/avg	Total		3-Point		F-Throws		Rebounds				Scoring							
			fg-fga	pct	fg-fga	pct	ft-fta	pct	off	def	tot	avg	pf	fo	ast	to	blk	stl	pts	avg
2010-11	22-0	113/5.1	12-31	.387	2-6	.333	4-6	.667	8	8	16	0.7	12	0	13	18	2	6	30	1.4
2011-12	30-5	412/13.7	32-98	.327	5-24	.208	11-23	.478	18	40	58	1.9	40	0	35	42	4	30	80	2.7
TOTAL	52-5	525/10.1	44-129	.341	7-30	.233	15-29	.517	26	48	74	1.4	52	0	48	60	6	36	110	2.1



# BROADCAST ROSTER (PROBABLE STARTERS IN BOLD NUMBERS)

	<b>3</b> <b>ALAYSHIA HUNTER</b> Pronounced: Ah-LAY-She-AH	<b>Fr. • F • 6-1 • Killeen, Texas / Ellison HS</b> • 10.2 points, 6.0 rebounds, 3.0 blocks and 2.0 assists per game in HS • All-State selection in 2011 and 2012 • Career high of 23 points in HS • 18 points, 11 rebounds in 19 minutes during exhibition game with LC																					
	<table border="1"> <thead> <tr> <th>GP/GS</th> <th>PPG</th> <th>RPG</th> <th>APG</th> <th>BPG</th> <th>FG%</th> <th>FT%</th> </tr> </thead> <tbody> <tr> <td>12-13</td> <td>-</td> <td>-</td> <td>-</td> <td>-</td> <td>-</td> <td>-</td> </tr> <tr> <td><b>Career Highs</b></td> <td><b>PTS:</b></td> <td><b>REB:</b></td> <td><b>AST:</b></td> <td><b>BLK:</b></td> <td><b>STL:</b></td> <td><b>MIN:</b></td> </tr> </tbody> </table>	GP/GS	PPG	RPG	APG	BPG	FG%	FT%	12-13	-	-	-	-	-	-	<b>Career Highs</b>	<b>PTS:</b>	<b>REB:</b>	<b>AST:</b>	<b>BLK:</b>	<b>STL:</b>	<b>MIN:</b>	
GP/GS	PPG	RPG	APG	BPG	FG%	FT%																	
12-13	-	-	-	-	-	-																	
<b>Career Highs</b>	<b>PTS:</b>	<b>REB:</b>	<b>AST:</b>	<b>BLK:</b>	<b>STL:</b>	<b>MIN:</b>																	
	<b>10</b> <b>JAE SHIN</b> Pronounced: Jay	<b>So. • G • 5-7 • Bellevue, Wash. / Mercer Island HS</b> • Appeared in 25 games with one start in 2011-12 • Averaged 4.5 minutes per game • Scored five points on two occasions last season • 15 points in exhibition game with LC																					
	<table border="1"> <thead> <tr> <th>GP/GS</th> <th>PPG</th> <th>RPG</th> <th>APG</th> <th>BPG</th> <th>FG%</th> <th>FT%</th> </tr> </thead> <tbody> <tr> <td>12-13</td> <td>-</td> <td>-</td> <td>-</td> <td>-</td> <td>-</td> <td>-</td> </tr> <tr> <td><b>Career Highs</b></td> <td><b>PTS: 5</b></td> <td><b>REB: 3</b></td> <td><b>AST: 1</b></td> <td><b>BLK: 1</b></td> <td><b>STL: 1</b></td> <td><b>MIN: 13</b></td> </tr> </tbody> </table>	GP/GS	PPG	RPG	APG	BPG	FG%	FT%	12-13	-	-	-	-	-	-	<b>Career Highs</b>	<b>PTS: 5</b>	<b>REB: 3</b>	<b>AST: 1</b>	<b>BLK: 1</b>	<b>STL: 1</b>	<b>MIN: 13</b>	
GP/GS	PPG	RPG	APG	BPG	FG%	FT%																	
12-13	-	-	-	-	-	-																	
<b>Career Highs</b>	<b>PTS: 5</b>	<b>REB: 3</b>	<b>AST: 1</b>	<b>BLK: 1</b>	<b>STL: 1</b>	<b>MIN: 13</b>																	
	<b>11</b> <b>SHANTRELL PIERSON</b> Pronounced: SHAN-trell PEER-son	<b>Jr. • G • 5-8 • Brusly, La. / Brusly HS</b> • Appeared in 27 games and averaged 5.1 minutes per game last season • Played a season-high 12 minutes at Miami (FL), last season (12/16/11) • Career high seven-point performance came against Texas Tech																					
	<table border="1"> <thead> <tr> <th>GP/GS</th> <th>PPG</th> <th>RPG</th> <th>APG</th> <th>BPG</th> <th>FG%</th> <th>FT%</th> </tr> </thead> <tbody> <tr> <td>12-13</td> <td>-</td> <td>-</td> <td>-</td> <td>-</td> <td>-</td> <td>-</td> </tr> <tr> <td><b>Career Highs</b></td> <td><b>PTS: 7</b></td> <td><b>REB: 4</b></td> <td><b>AST: 2</b></td> <td><b>BLK: -</b></td> <td><b>STL: 3</b></td> <td><b>MIN: 16</b></td> </tr> </tbody> </table>	GP/GS	PPG	RPG	APG	BPG	FG%	FT%	12-13	-	-	-	-	-	-	<b>Career Highs</b>	<b>PTS: 7</b>	<b>REB: 4</b>	<b>AST: 2</b>	<b>BLK: -</b>	<b>STL: 3</b>	<b>MIN: 16</b>	
GP/GS	PPG	RPG	APG	BPG	FG%	FT%																	
12-13	-	-	-	-	-	-																	
<b>Career Highs</b>	<b>PTS: 7</b>	<b>REB: 4</b>	<b>AST: 2</b>	<b>BLK: -</b>	<b>STL: 3</b>	<b>MIN: 16</b>																	
	<b>12</b> <b>ALEXAR TUGLER</b> Pronounced: Ah-LEX-ur TUG-ler	<b>Jr. • G • 5-10 • Monroe, La. / Carroll HS</b> • Appeared in all 30 games with 23 starts last season • Scored 19 points at North Texas • Six double-digit scoring performances																					
	<table border="1"> <thead> <tr> <th>GP/GS</th> <th>PPG</th> <th>RPG</th> <th>APG</th> <th>BPG</th> <th>FG%</th> <th>FT%</th> </tr> </thead> <tbody> <tr> <td>12-13</td> <td>-</td> <td>-</td> <td>-</td> <td>-</td> <td>-</td> <td>-</td> </tr> <tr> <td><b>Career Highs</b></td> <td><b>PTS: 19</b></td> <td><b>REB: 10</b></td> <td><b>AST: 4</b></td> <td><b>BLK: 2</b></td> <td><b>STL: 3</b></td> <td><b>MIN: 40</b></td> </tr> </tbody> </table>	GP/GS	PPG	RPG	APG	BPG	FG%	FT%	12-13	-	-	-	-	-	-	<b>Career Highs</b>	<b>PTS: 19</b>	<b>REB: 10</b>	<b>AST: 4</b>	<b>BLK: 2</b>	<b>STL: 3</b>	<b>MIN: 40</b>	
GP/GS	PPG	RPG	APG	BPG	FG%	FT%																	
12-13	-	-	-	-	-	-																	
<b>Career Highs</b>	<b>PTS: 19</b>	<b>REB: 10</b>	<b>AST: 4</b>	<b>BLK: 2</b>	<b>STL: 3</b>	<b>MIN: 40</b>																	
	<b>15</b> <b>ASHLEY AUNE</b> Pronounced: ON-ee	<b>Fr. • G • 5-8 • Church Point, La. / Sacred Heart HS</b> • As a senior, averaged 16.2 points per game • Scored 1,158 points in HS career • Three-time First Team All-Conference, four-time Team MVP																					
	<table border="1"> <thead> <tr> <th>GP/GS</th> <th>PPG</th> <th>RPG</th> <th>APG</th> <th>BPG</th> <th>FG%</th> <th>FT%</th> </tr> </thead> <tbody> <tr> <td>12-13</td> <td>-</td> <td>-</td> <td>-</td> <td>-</td> <td>-</td> <td>-</td> </tr> <tr> <td><b>Career Highs</b></td> <td><b>PTS:</b></td> <td><b>REB:</b></td> <td><b>AST:</b></td> <td><b>BLK:</b></td> <td><b>STL:</b></td> <td><b>MIN:</b></td> </tr> </tbody> </table>	GP/GS	PPG	RPG	APG	BPG	FG%	FT%	12-13	-	-	-	-	-	-	<b>Career Highs</b>	<b>PTS:</b>	<b>REB:</b>	<b>AST:</b>	<b>BLK:</b>	<b>STL:</b>	<b>MIN:</b>	
GP/GS	PPG	RPG	APG	BPG	FG%	FT%																	
12-13	-	-	-	-	-	-																	
<b>Career Highs</b>	<b>PTS:</b>	<b>REB:</b>	<b>AST:</b>	<b>BLK:</b>	<b>STL:</b>	<b>MIN:</b>																	
	<b>20</b> <b>ASHLEIGH SIMMONS</b>	<b>Jr. • F • 6-1 • Hawkins, Texas / Hawkins HS</b> • Appeared in 29 games with two starts, averaging 16.2 minutes per game last season • Career-high 17 points at Texas Tech • Eight double-digit scoring performances, and grabbed eight rebounds three times • Game-high 24 points in exhibition game with LC																					
	<table border="1"> <thead> <tr> <th>GP/GS</th> <th>PPG</th> <th>RPG</th> <th>APG</th> <th>BPG</th> <th>FG%</th> <th>FT%</th> </tr> </thead> <tbody> <tr> <td>12-13</td> <td>-</td> <td>-</td> <td>-</td> <td>-</td> <td>-</td> <td>-</td> </tr> <tr> <td><b>Career Highs</b></td> <td><b>PTS: 17</b></td> <td><b>REB: 8</b></td> <td><b>AST: 1</b></td> <td><b>BLK: 3</b></td> <td><b>STL: 2</b></td> <td><b>MIN: 26</b></td> </tr> </tbody> </table>	GP/GS	PPG	RPG	APG	BPG	FG%	FT%	12-13	-	-	-	-	-	-	<b>Career Highs</b>	<b>PTS: 17</b>	<b>REB: 8</b>	<b>AST: 1</b>	<b>BLK: 3</b>	<b>STL: 2</b>	<b>MIN: 26</b>	
GP/GS	PPG	RPG	APG	BPG	FG%	FT%																	
12-13	-	-	-	-	-	-																	
<b>Career Highs</b>	<b>PTS: 17</b>	<b>REB: 8</b>	<b>AST: 1</b>	<b>BLK: 3</b>	<b>STL: 2</b>	<b>MIN: 26</b>																	
	<b>21</b> <b>ELEXAR TUGLER</b> Pronounced: E-lex-ER TUG-ler	<b>Jr. • G • 5-9 • Monroe, La. / Carroll HS</b> • Appeared in all 30 games with five starts, averaging 13.7 minutes per game • Career-high nine points at Denver • Career-high eight rebounds against Western Kentucky																					
	<table border="1"> <thead> <tr> <th>GP/GS</th> <th>PPG</th> <th>RPG</th> <th>APG</th> <th>BPG</th> <th>FG%</th> <th>FT%</th> </tr> </thead> <tbody> <tr> <td>12-13</td> <td>-</td> <td>-</td> <td>-</td> <td>-</td> <td>-</td> <td>-</td> </tr> <tr> <td><b>Career Highs</b></td> <td><b>PTS: 9</b></td> <td><b>REB: 8</b></td> <td><b>AST: 5</b></td> <td><b>BLK: 1</b></td> <td><b>STL: 3</b></td> <td><b>MIN: 28</b></td> </tr> </tbody> </table>	GP/GS	PPG	RPG	APG	BPG	FG%	FT%	12-13	-	-	-	-	-	-	<b>Career Highs</b>	<b>PTS: 9</b>	<b>REB: 8</b>	<b>AST: 5</b>	<b>BLK: 1</b>	<b>STL: 3</b>	<b>MIN: 28</b>	
GP/GS	PPG	RPG	APG	BPG	FG%	FT%																	
12-13	-	-	-	-	-	-																	
<b>Career Highs</b>	<b>PTS: 9</b>	<b>REB: 8</b>	<b>AST: 5</b>	<b>BLK: 1</b>	<b>STL: 3</b>	<b>MIN: 28</b>																	
	<b>22</b> <b>JASMINE SHAW</b>	<b>Jr. • G • 5-10 • Flower Mound, Texas / Marcus HS</b> • Appeared in all 30 games with 29 starts, averaging 29.0 minutes per game last season • Career-high 18 points against Nicholls State • 2012-13 Preseason All-Sun Belt Third Team • 22 points, eight rebounds and seven assists in exhibition game with LC																					
	<table border="1"> <thead> <tr> <th>GP/GS</th> <th>PPG</th> <th>RPG</th> <th>APG</th> <th>BPG</th> <th>FG%</th> <th>FT%</th> </tr> </thead> <tbody> <tr> <td>12-13</td> <td>-</td> <td>-</td> <td>-</td> <td>-</td> <td>-</td> <td>-</td> </tr> <tr> <td><b>Career Highs</b></td> <td><b>PTS: 18</b></td> <td><b>REB: 10</b></td> <td><b>AST: 5</b></td> <td><b>BLK: 2</b></td> <td><b>STL: 5</b></td> <td><b>MIN: 38</b></td> </tr> </tbody> </table>	GP/GS	PPG	RPG	APG	BPG	FG%	FT%	12-13	-	-	-	-	-	-	<b>Career Highs</b>	<b>PTS: 18</b>	<b>REB: 10</b>	<b>AST: 5</b>	<b>BLK: 2</b>	<b>STL: 5</b>	<b>MIN: 38</b>	
GP/GS	PPG	RPG	APG	BPG	FG%	FT%																	
12-13	-	-	-	-	-	-																	
<b>Career Highs</b>	<b>PTS: 18</b>	<b>REB: 10</b>	<b>AST: 5</b>	<b>BLK: 2</b>	<b>STL: 5</b>	<b>MIN: 38</b>																	
	<b>24</b> <b>JASMINE TAYLOR</b>	<b>Fr. • G • 5-9 • Denton, Texas / Denton HS</b> • Averaged 14.0, 6.3 rebounds, 3.3 assists and 2.5 steals per game in HS • As a senior, named First Team All-District and All-Area • Member of team that knocked off No. 1 team in district play • District MVP as a senior																					
	<table border="1"> <thead> <tr> <th>GP/GS</th> <th>PPG</th> <th>RPG</th> <th>APG</th> <th>BPG</th> <th>FG%</th> <th>FT%</th> </tr> </thead> <tbody> <tr> <td>12-13</td> <td>-</td> <td>-</td> <td>-</td> <td>-</td> <td>-</td> <td>-</td> </tr> <tr> <td><b>Career Highs</b></td> <td><b>PTS:</b></td> <td><b>REB:</b></td> <td><b>AST:</b></td> <td><b>BLK:</b></td> <td><b>STL:</b></td> <td><b>MIN:</b></td> </tr> </tbody> </table>	GP/GS	PPG	RPG	APG	BPG	FG%	FT%	12-13	-	-	-	-	-	-	<b>Career Highs</b>	<b>PTS:</b>	<b>REB:</b>	<b>AST:</b>	<b>BLK:</b>	<b>STL:</b>	<b>MIN:</b>	
GP/GS	PPG	RPG	APG	BPG	FG%	FT%																	
12-13	-	-	-	-	-	-																	
<b>Career Highs</b>	<b>PTS:</b>	<b>REB:</b>	<b>AST:</b>	<b>BLK:</b>	<b>STL:</b>	<b>MIN:</b>																	
	<b>32</b> <b>CHRISTINA GRAY</b>	<b>So. • G • 5-9 • Winnfield, La. / Winnfield HS</b> • Appeared in 25 games with one start, averaging 5.4 minutes per game last season • Played a career-high 12 minutes on two occasions • Career-high five rebounds at Northwestern State																					
	<table border="1"> <thead> <tr> <th>GP/GS</th> <th>PPG</th> <th>RPG</th> <th>APG</th> <th>BPG</th> <th>FG%</th> <th>FT%</th> </tr> </thead> <tbody> <tr> <td>12-13</td> <td>-</td> <td>-</td> <td>-</td> <td>-</td> <td>-</td> <td>-</td> </tr> <tr> <td><b>Career Highs</b></td> <td><b>PTS: 6</b></td> <td><b>REB: 5</b></td> <td><b>AST: 1</b></td> <td><b>BLK: -</b></td> <td><b>STL: 1</b></td> <td><b>MIN: 12</b></td> </tr> </tbody> </table>	GP/GS	PPG	RPG	APG	BPG	FG%	FT%	12-13	-	-	-	-	-	-	<b>Career Highs</b>	<b>PTS: 6</b>	<b>REB: 5</b>	<b>AST: 1</b>	<b>BLK: -</b>	<b>STL: 1</b>	<b>MIN: 12</b>	
GP/GS	PPG	RPG	APG	BPG	FG%	FT%																	
12-13	-	-	-	-	-	-																	
<b>Career Highs</b>	<b>PTS: 6</b>	<b>REB: 5</b>	<b>AST: 1</b>	<b>BLK: -</b>	<b>STL: 1</b>	<b>MIN: 12</b>																	
	<b>34</b> <b>SHARNICE BROOKS</b>	<b>So. • C • 6-2 • Bastrop, La. / Bastrop HS</b> • Appeared in 21 games, averaging 6.3 minutes per game last season • Career-high 13 minutes played on two occasions • Career-high five points against UALR • Career-high five rebounds against Western Kentucky during SBC Tournament																					
	<table border="1"> <thead> <tr> <th>GP/GS</th> <th>PPG</th> <th>RPG</th> <th>APG</th> <th>BPG</th> <th>FG%</th> <th>FT%</th> </tr> </thead> <tbody> <tr> <td>12-13</td> <td>-</td> <td>-</td> <td>-</td> <td>-</td> <td>-</td> <td>-</td> </tr> <tr> <td><b>Career Highs</b></td> <td><b>PTS: 5</b></td> <td><b>REB: 5</b></td> <td><b>AST: 1</b></td> <td><b>BLK: 2</b></td> <td><b>STL: 1</b></td> <td><b>MIN: 13</b></td> </tr> </tbody> </table>	GP/GS	PPG	RPG	APG	BPG	FG%	FT%	12-13	-	-	-	-	-	-	<b>Career Highs</b>	<b>PTS: 5</b>	<b>REB: 5</b>	<b>AST: 1</b>	<b>BLK: 2</b>	<b>STL: 1</b>	<b>MIN: 13</b>	
GP/GS	PPG	RPG	APG	BPG	FG%	FT%																	
12-13	-	-	-	-	-	-																	
<b>Career Highs</b>	<b>PTS: 5</b>	<b>REB: 5</b>	<b>AST: 1</b>	<b>BLK: 2</b>	<b>STL: 1</b>	<b>MIN: 13</b>																	
	<b>40</b> <b>TYLER HOLLEY</b>	<b>So. • C • 6-2 • Fort Worth, Texas / Crowley HS</b> • Appeared in 10 games, averaging 3.0 minutes per game last season • Career-high seven minutes at Northwestern State • Career high three rebounds at Northwestern State																					
	<table border="1"> <thead> <tr> <th>GP/GS</th> <th>PPG</th> <th>RPG</th> <th>APG</th> <th>BPG</th> <th>FG%</th> <th>FT%</th> </tr> </thead> <tbody> <tr> <td>12-13</td> <td>-</td> <td>-</td> <td>-</td> <td>-</td> <td>-</td> <td>-</td> </tr> <tr> <td><b>Career Highs</b></td> <td><b>PTS: 2</b></td> <td><b>REB: 3</b></td> <td><b>AST: -</b></td> <td><b>BLK: 1</b></td> <td><b>STL: 1</b></td> <td><b>MIN: 7</b></td> </tr> </tbody> </table>	GP/GS	PPG	RPG	APG	BPG	FG%	FT%	12-13	-	-	-	-	-	-	<b>Career Highs</b>	<b>PTS: 2</b>	<b>REB: 3</b>	<b>AST: -</b>	<b>BLK: 1</b>	<b>STL: 1</b>	<b>MIN: 7</b>	
GP/GS	PPG	RPG	APG	BPG	FG%	FT%																	
12-13	-	-	-	-	-	-																	
<b>Career Highs</b>	<b>PTS: 2</b>	<b>REB: 3</b>	<b>AST: -</b>	<b>BLK: 1</b>	<b>STL: 1</b>	<b>MIN: 7</b>																	
	<b>55</b> <b>JENNA LEE</b>	<b>So. • F • 5-11 • West Monroe, La. / South Beauregard HS</b> • Appeared in 10 games, averaging 3.0 minutes per game last season • Career-high eight minutes played against UL-Lafayette • Career-high four points at Northwestern State																					
	<table border="1"> <thead> <tr> <th>GP/GS</th> <th>PPG</th> <th>RPG</th> <th>APG</th> <th>BPG</th> <th>FG%</th> <th>FT%</th> </tr> </thead> <tbody> <tr> <td>12-13</td> <td>-</td> <td>-</td> <td>-</td> <td>-</td> <td>-</td> <td>-</td> </tr> <tr> <td><b>Career Highs</b></td> <td><b>PTS: 4</b></td> <td><b>REB: 3</b></td> <td><b>AST: 1</b></td> <td><b>BLK: -</b></td> <td><b>STL: 1</b></td> <td><b>MIN: 8</b></td> </tr> </tbody> </table>	GP/GS	PPG	RPG	APG	BPG	FG%	FT%	12-13	-	-	-	-	-	-	<b>Career Highs</b>	<b>PTS: 4</b>	<b>REB: 3</b>	<b>AST: 1</b>	<b>BLK: -</b>	<b>STL: 1</b>	<b>MIN: 8</b>	
GP/GS	PPG	RPG	APG	BPG	FG%	FT%																	
12-13	-	-	-	-	-	-																	
<b>Career Highs</b>	<b>PTS: 4</b>	<b>REB: 3</b>	<b>AST: 1</b>	<b>BLK: -</b>	<b>STL: 1</b>	<b>MIN: 8</b>																	