






Senior Guard
Dynile Forbes



Junior Forward
Rudy Turner



Junior Forward
Lawrence Gilbert



Senior Guard
Tony Hooper





2009-10 ULM Men's Basketball

ULM MEDIA RELATIONS

Jeremy Reid
Men's Basketball Contact
318-342-5462 • jreid@ulm.edu
ulmwarhawks.com

2009-10 SCHEDULE

Date	Opponent	Time/Result
Thurs., Nov. 5	Texas-Tyler (Exh.)	W, 82-39
Fri., Nov. 13	at LSU	L, 82-62
Sun., Nov. 15	Alcorn State	W, 82-66
Tues., Nov. 17	at No. 17 Oklahoma	L, 72-61
Sat., Nov. 21	at Morehead State	W, 74-73
Tues., Nov. 24	Grambling State	W, 76-66
Fri., Nov. 27	at Centenary	L, 94-84
Wed., Dec. 2	Louisiana Tech	L, 76-73
Sat., Dec. 5	at Alabama	L, 74-46
Sun., Dec. 13	at North Texas*	L, 79-62
Wed., Dec. 16	at Northern Colorado	L, 95-84
Sat., Dec. 19	at Denver*	L, 87-65
Tues., Dec. 22	Harding	W, 74-61
Mon., Dec. 28	University of the Southwest	W, 99-70
Thurs., Dec. 31	Troy*	L, 83-82
Sat., Jan. 2	UALR*	W, 68-64
Thurs., Jan. 7	at Florida International*	L, 62-56
Sat., Jan. 9	at Florida Atlantic*	L, 74-61
Thurs., Jan. 14	South Alabama*	W, 61-58
Sat., Jan. 16	Denver*	W, 64-53
Thurs., Jan. 21	Middle Tennessee*	L, 69-60
Sat., Jan. 23	at New Orleans*	W, 48-47
Thurs., Jan. 28	at Troy*	L, 75-56
Sat., Jan. 30	Louisiana-Lafayette*	L, 72-67
Thurs., Feb. 4	Western Kentucky*	W, 67-66
Thurs., Feb. 11	at UALR*	W, 67-64
Mon., Feb. 15	at Arkansas State*	L, 69-52
Thurs., Feb. 18	New Orleans*	L, 82-73
Sat., Feb. 20	at Louisiana-Lafayette*	L, 73-71
Sat., Feb. 27	North Texas*	L, 74-71

Sun Belt Conference Tournament • Hot Springs, Ark.

Sat., March 6	vs. Louisiana-Lafayette	9 p.m.
Sun., March 7	vs. North Texas (if advance)	8:45 p.m.
Mon., March 8	Semifinals (if advance)	8:30 p.m.
Tues., March 9	Final (if advance)	6 p.m.

All game times are central

Home games in **Bold**

* denotes Sun Belt Conference games



SUN BELT FIRST ROUND



ULM WARHAWKS (11-18, 6-12 SUN BELT)

vs. LOUISIANA-LAFAYETTE RAGIN' CAJUNS (13-16, 10-8 SUN BELT)

Date: Saturday, March 6, 2010

Tipoff: 9 p.m. CT

Location: Convention Center Court • Hot Springs, Ark.

Radio: KLIP, 105.3 FM, Greg Gulyas (play-by-play)



SUN BELT QUARTERFINALS



IF ADVANCE

vs. NORTH TEXAS MEAN GREEN (21-8, 13-5 SUN BELT)

Date: Sunday, March 7, 2010

Tipoff: 8:45 p.m. CT

Location: Summit Arena • Hot Springs, Ark.

Radio: KLIP, 105.3 FM, Greg Gulyas (play-by-play)



SUN BELT SEMIFINALS



IF ADVANCE

Date: Monday, March 8, 2010

Tipoff: 8:30 p.m. CT

Location: Summit Arena • Hot Springs, Ark.

Radio: KLIP, 105.3 FM, Greg Gulyas (play-by-play)

Television: Sun Belt Network



SUN BELT FINAL



IF ADVANCE

Date: Tuesday, March 9, 2010

Tipoff: 6 p.m. CT

Location: Summit Arena • Hot Springs, Ark.

Radio: KLIP, 105.3 FM, Greg Gulyas (play-by-play)

Television: ESPN2

We Are ULM

In all references to Warhawk athletics, please use the acronym 'ULM.' The only other acceptable version is the full name of the institution, the University of Louisiana at Monroe. Any other reference, including Louisiana-Monroe, La.-Monroe, or simply Monroe are inaccurate.

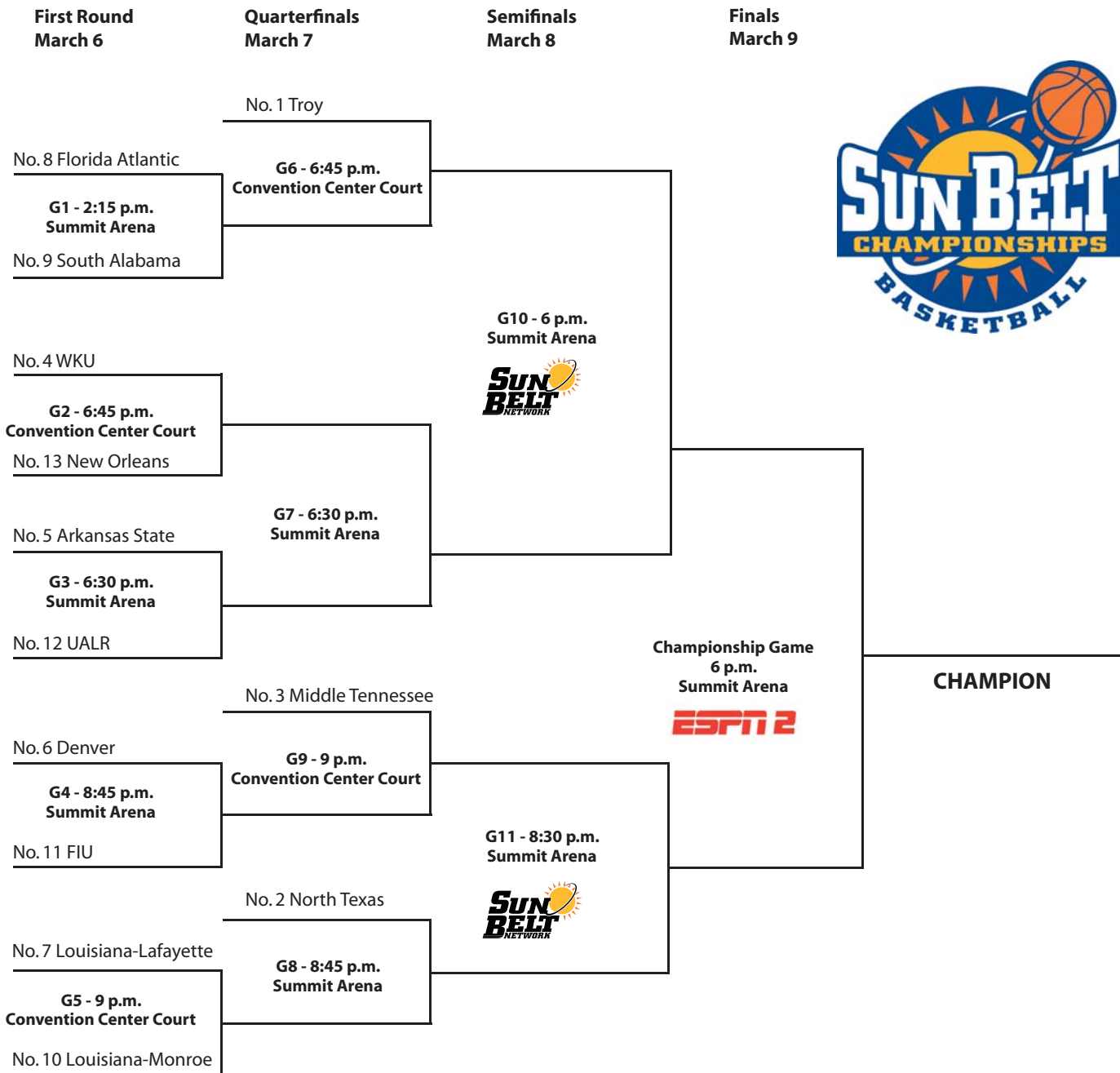
2009-10 ULM MEN'S BASKETBALL ROSTER

No.	NAME	Pos	Ht.	Cl.	HOMETOWN (LAST SCHOOL)	PPG	RPG	COMMENT
00	Tony Hooper	G	5-11	5th-Sr.	Houston, Texas (Aldine HS)	10.8	3.6	Holds the ULM career steals record with 204
1	Warren Fuselier	G	5-10	Jr.	Lafayette, La. (San Bernardino Valley Coll.)	3.8	1.0	Has made seven starts this season
2	Colby Carr	G	6-3	Fr.	New Orleans, La. (O.P. Walker HS)	4.9	2.8	Averaging 7.0 ppg and 3.5 rpg over his last 10
3	<i>Rudy Turner</i>	<i>F</i>	<i>6-8</i>	<i>Jr.</i>	<i>Alexandria, La. (Peabody HS)</i>	<i>8.9</i>	<i>5.4</i>	<i>Third in ULM history with 114 career blocks</i>
5	<i>Dynile Forbes</i>	<i>G</i>	<i>6-2</i>	<i>Sr.</i>	<i>Freeport, Bahamas (Cochise College)</i>	<i>12.4</i>	<i>4.0</i>	<i>Leads ULM in scoring and three-pointers (57)</i>
10	<i>Brandon Williams</i>	<i>G</i>	<i>6-1</i>	<i>So.</i>	<i>Houston, Texas (Aldine HS)</i>	<i>2.0</i>	<i>1.9</i>	<i>Had a career-best seven assists at Arkansas State (Feb. 15)</i>
12	Kenneth Averette	G	5-8	Sr.	New Orleans, La. (St. Catherine College)	6.8	1.9	Tied a career-high with 16 points against New Orleans
13	<i>Tommie Sykes</i>	<i>F</i>	<i>6-4</i>	<i>Jr.</i>	<i>Philadelphia, Pa. (Odessa College)</i>	<i>10.0</i>	<i>5.4</i>	<i>Scored a career-best 27 points at La.-Lafayette</i>
21	Robert Nelson	G	5-10	Fr.	Suwanee, Ga. (North Gwinnett HS)	0.5	0.8	Also plays defensive back on the ULM football team
22	<i>Lawrence Gilbert</i>	<i>F</i>	<i>6-7</i>	<i>Jr.</i>	<i>New Orleans, La. (University of Miami, Fla.)</i>	<i>9.7</i>	<i>4.7</i>	<i>Has scored in double figures 15 times this season</i>
24	Jarvis Hill	G	6-2	Sr.	Starkville, Miss. (East Mississippi CC)	5.4	1.3	Had a season-high 17 points against Troy (Dec. 31)
25	Hugh Mingo	G	6-3	Jr.	West Monroe, La. (South Plains College)	n/a	n/a	Local product played two seasons at South Plains College
41	Fabio Ribeiro	C	6-10	Jr.	Caetonopolis, Brazil (New Mexico JC)	1.0	1.5	Has missed the last 18 games with a foot injury
45	Rory Burt	C	7-0	R-Fr.	Wichita Falls, Texas (New Mexico JC)	1.8	1.7	Had a career-best four blocks against North Texas (Feb. 27)
	Fred Brown	G	6-2	Jr.	West Palm Beach, Fla. (Kansas State)	n/a	n/a	Will sit out this season following transfer

possible starters in *italics*

Sun Belt Conference Men's Basketball Championship

March 6-9 · Summit Arena/Hot Springs Convention Center Hot Springs, Arkansas



WARHAWK QUICK HITS

- The Warhawks enter the week ranked 34th in the nation, second in the Sun Belt, in free throw shooting at 73.4 percent.
- Dynile Forbes was named the LSWA Player of the Week for the second time this season following his 19 points and seven rebounds against North Texas.
- Rudy Turner has 39 blocks this season, the 10th-best single season block total in ULM history.
- ULM is 1-3 all-time in the Sun Belt Tournament. The Warhawks lone win came in the first round over Denver in 2006-07
- The Warhawks will be making their first-ever appearance in Hot Springs, last season ULM lost at Denver in the first round when opening round games were played on campus sites. This season all 13 schools are playing in Hot Springs.
- Saturday's contest against Louisiana-Lafayette will be the first neutral site game this season for ULM.
- ULM is 20-39 all-time against Louisiana-Lafayette, the two schools have never met in the Sun Belt Tournament
- ULM is 15-29 all-time against North Texas, the two schools met in the quarter-finals of the 2006-07 Sun Belt Tournament, a 77-71 North Texas overtime win.

2009-10 ULM Radio and Television Roster

Tony Hooper



Fifth-year senior
Guard
5-11
175
Houston, Texas
Aldine HS

00

Games played: 26 Reb/game: 3.6
Min/game: 28.7 Ast/game: 2.7
Points/game: 10.8 TO/game: 3.2
FG Pct: 36.2 Ast/TO ratio: 0.8
3FG Pct: 34.5 Steals/game: 1.7
FT Pct: 71.2 Blocks/game: 0.2

Warren Fuselier



Junior
Guard
5-10
160
Lafayette, La.
San Bernardino
Valley College

1

Games played: 22 Reb/game: 1.0
Min/game: 18.8 Ast/game: 1.6
Points/game: 3.8 TO/game: 2.0
FG Pct: 36.7 Ast/TO ratio: 0.8
3FG Pct: 50.0 Steals/game: 0.6
FT Pct: 56.0 Blocks/game: 0.0

Colby Carr



Freshman
Guard
6-3
185
New Orleans, La.
O.P. Walker HS

2

Games played: 25 Reb/game: 2.8
Min/game: 17.1 Ast/game: 1.4
Points/game: 4.9 TO/game: 1.6
FG Pct: 43.1 Ast/TO ratio: 0.9
3FG Pct: 20.0 Steals/game: 0.8
FT Pct: 73.0 Blocks/game: 0.2

Rudy Turner



Junior
Forward
6-8
275
Alexandria, La.
Peabody HS

3

Games played: 29 Reb/game: 5.4
Min/game: 23.4 Ast/game: 0.2
Points/game: 8.9 TO/game: 2.2
FG Pct: 55.3 Ast/TO ratio: 0.1
3FG Pct: 0.0 Steals/game: 0.3
FT Pct: 66.0 Blocks/game: 1.3

Dynile Forbes



Senior
Guard
6-2
170
Freeport, Bahamas
Cochise College

5

Games played: 29 Reb/game: 4.0
Min/game: 30.4 Ast/game: 0.9
Points/game: 12.4 TO/game: 1.2
FG Pct: 42.4 Ast/TO ratio: 0.8
3FG Pct: 39.3 Steals/game: 1.3
FT Pct: 80.8 Blocks/game: 0.2

Brandon Williams



Sophomore
Guard
6-1
160
Houston, Texas
Aldine HS

10

Games played: 10 Reb/game: 1.9
Min/game: 22.5 Ast/game: 2.8
Points/game: 2.0 TO/game: 1.7
FG Pct: 28.6 Ast/TO ratio: 1.6
3FG Pct: 0.0 Steals/game: 0.8
FT Pct: 80.0 Blocks/game: 0.0

Kenneth Averette



Senior
Guard
5-8
145
New Orleans, La.
St. Catherine
College

12

Games played: 9 Reb/game: 1.9
Min/game: 22.9 Ast/game: 1.9
Points/game: 6.8 TO/game: 1.4
FG Pct: 37.3 Ast/TO ratio: 1.3
3FG Pct: 33.3 Steals/game: 0.7
FT Pct: 77.8 Blocks/game: 0.0

Tommie Sykes



Junior
Forward
6-4
205
Philadelphia, Pa.
Odessa College

13

Games played: 29 Reb/game: 5.4
Min/game: 21.7 Ast/game: 0.5
Points/game: 10.0 TO/game: 2.2
FG Pct: 51.4 Ast/TO ratio: 0.2
3FG Pct: 0.0 Steals/game: 0.6
FT Pct: 72.2 Blocks/game: 0.1

Lawrence Gilbert



Junior
Forward
6-7
210
New Orleans, La.
Univ. of Miami
(Fla.)

22

Games played: 29 Reb/game: 4.7
Min/game: 26.1 Ast/game: 0.8
Points/game: 9.7 TO/game: 1.8
FG Pct: 35.6 Ast/TO ratio: 0.4
3FG Pct: 33.3 Steals/game: 0.8
FT Pct: 83.3 Blocks/game: 0.1

Rory Burt



Redshirt Freshman
Center
7-0
240
Wichita Falls, Texas
New Mexico JC

45

Games played: 26 Reb/game: 1.7
Min/game: 8.6 Ast/game: 0.0
Points/game: 1.8 TO/game: 0.4
FG Pct: 42.5 Ast/TO ratio: 0.0
3FG Pct: 0.0 Steals/game: 0.2
FT Pct: 58.3 Blocks/game: 0.8

Orlando Early



Head Coach
Fifth Season

Career Record
59-91

Jimmy Voight



Associate Head
Coach
First Season

Harold Juluke



Assistant Coach
Fifth Season

Kedric Smith



Assistant Coach
Third Season

UNIVERSITY INFORMATION

Name..... ULM (University of Louisiana at Monroe)
Location.....Monroe, La.
Founded..... 1931
Enrollment..... 9,004
Nickname/Mascot..... Warhawks/ACE
School Colors..... Maroon & Gold
President.....Dr. James E. Cofer, Sr.
Athletics Director.....Bobby Staub
Associate Athletic Director.....Doug Mosley
Conference.....Sun Belt
Affiliation.....NCAA Division I

HOME COURT INFORMATION

Facility..... Fant-Ewing Coliseum
Capacity..... 7,000
Opened..... 1971
All-Time Record.....369-126 (.745)
Championship Tournaments Hosted..... 10
Press Row Phone.....(318) 342.6920

PROGRAM INFORMATION

First Season..... 1951-52 (2-15)
Total Seasons..... 58
All-Time Record.....874-705 (.554)
All-Time Conference Record.....375-291 (.563)
 Gulf States (18 Seasons)..... 100-98
 Atlantic Sun (4 Seasons)..... 23-11
 Southland (24 Seasons)..... 231-149
 Sun Belt (3 Seasons)..... 21-33
Winning Seasons..... 38
 Last.....2006-07 (18-14)
20+ Win Seasons..... 10
 Last.....2001-02 (20-12)
Conference Championship Seasons..... 12
 Season/Tournament/Both..... 10/2/5
 Last..... 1996-97 (Regular Season)
NCAA Tournament Appearances.....7
 Last..... 1995-96 (Wake Forest: L, 62-50)
 All-Time Record.....1-7
NIT Appearances.....1
 Last.....1978-79 (at Virginia: L, 79-78)
 All-Time Record.....0-1

2008-09 SEASON RECAP

Season Record..... 10-20 (.333)
 Sun Belt Record..... 6-12 (.333)
 Finish..... 10th
 Sun Belt Tournament Record.....0-1 (.000)
 Non-Conference Record.....4-7 (.333)
Starters R/L.....5/0
Letterwinners R/L.....7/6
Newcomers (HS/TR)..... 7 (2/5)

COACHING STAFF INFORMATION

Head Coach.....Orlando Early
 Alma Mater.....Gardner-Webb, 1990
 Years at ULM.....Four
 Record.....48-73
Associate Head Coach.....Jimmy Voight
 Alma Mater.....Cameron, 1982
 Years at ULM..... First Season
Assistant Coach.....Harold Juluke
 Alma Mater..... Southeastern Louisiana, 2002
 Years at ULM..... Four
Assistant Coach.....Kedric Smith
 Alma Mater.....Charlotte, 2002
 Years at ULM..... Two (as basketball intern)
Basketball Intern.....Willie Bell
 Alma Mater.....VMI, 2009
Best Time to Call Staff.....Contact SID

Forbes Named State Player of the Week for the Second Time

Dynile Forbes was named the Louisiana Sports Writers Association Men's Basketball Player of the Week on Monday (March 1) following his performance against North Texas (Feb. 27). Forbes scored a game-high 19 points and grabbed seven rebounds against the Mean Green. It is the second time this season Forbes has earned LSWA honors; he previously received the award on Dec. 21.

Warhawks Travel to Hot Springs for the First Time

The Sun Belt Conference Tournament is being held in Hot Springs, Ark., for the second-straight season, but this is the first year ULM has participated in Hot Springs. Last season, when first round games were held at campus sites, ULM fell at Denver in the opening round, 66-57. ULM's opening round opponent, Louisiana-Lafayette, also lost in the first round last season and will be playing in Hot Springs for the first time.

Sun Belt Tournament History

ULM is in its fourth season competing in the Sun Belt Conference and enters this season's conference tournament with a 1-3 all-time conference tournament record. The Warhawks lone conference tournament win came in 2006-07 when they defeated Denver, 83-67, at home in the first round.

Hooper Claims ULM Career Steals Record

Tony Hooper recorded the 203rd steal of his career at Louisiana-Lafayette (Feb. 20), making him the all-time ULM leader in steals. Hooper entered the contest with 202 steals, tied with Anthony Jones (1988-91) for the career record. Hooper's record-breaking steal led to an alley-oop dunk by Tommie Sykes. Hooper currently has 204 career steals.

Turner Enters Single-Season Top 10

With two blocks against North Texas (Feb. 27), Rudy Turner now has 39 blocks this season, the 10th-best single-season tally in school history. Last season, Turner recorded 46 blocks, tied for the seventh-best single-season total. Wojciech Myrda holds the ULM single-season record with 172 in 2001-02.

The Board Battle

Tommie Sykes and Rudy Turner have been going back-and-forth leading ULM in rebounding all season. Heading into the conference tournament, the pair is deadlocked with each having grabbed 157 rebounds (5.4 per game). In addition, Sykes and Turner are also tied in games as the leading rebounder for the Warhawks. Each has led ULM in rebounding 11 times this season.

Dishing Out Assists

Tony Hooper recorded seven assists against North Texas (Feb. 29), tying the mark for most assists by a Warhawk in a game this season. It is the third time Hooper has recorded seven assists in a game this season, he also had seven against Grambling State (Nov. 24) and against the University of the Southwest (Dec. 28). Brandon Williams also record seven in a game this season, at Arkansas State (Feb. 15), for Williams seven represents at career-high.

Sykes Becomes Third With 25+

Tommie Sykes scored a career-best 27 points at Louisiana-Lafayette (Feb. 20), it was the second-highest point total for a Warhawk this season. Tony Hooper scored 28 points against UALR (Jan. 2), the most this season by a player for ULM. Dynile Forbes has also scored 25 points this season, he reached the mark at Northern Colorado (Dec. 16).

Raining Threes

ULM made a season-high 13 three-pointers against New Orleans (Feb. 18), shooting 50.0 percent (13-of-26) from beyond the arc against the Privateers. ULM's previous high for triples in a game this season was 11 against UALR (Jan. 2). The last time the Warhawks had 13-or-more trifectas in a game was Jan. 24, 2008, when they made 15 in an 82-69 win over Middle Tennessee.

"Big Shot Kenny"

Kenneth Averette is beginning to build a reputation as the player taking, and making, big shots for the Warhawks. Against WKU (Feb. 4), Averette tied the contest with a three-pointer with 25 seconds remaining. ULM went on to win by a point. Next time out at UALR (Feb. 11), Averette went to the charity stripe with 11 seconds to play, with the Warhawks up by one. He calmly made both free throws to help ULM clinch a three-point win.

Sykes Lives at the Line

Tommie Sykes earned 20 trips to the free-throw line against Troy (Dec. 31), cashing in on 17 of those opportunities, the most free throws made and attempted by a Warhawk this season. On the season, Sykes is 143-of-198 (72.2 percent) from the charity stripe. He has gone to the line 92 times more than his closest teammate (Rudy Turner, 106).

Getting to the line is nothing new for Sykes, in two seasons of junior college ball he had over 400 free-throw attempts, connecting at a rate of 70.5 percent.

Getting Defensive

At New Orleans (Jan. 23), ULM allowed a season-low 47 points en route to a victory over the Privateers. The 47 points was the fewest by a ULM opponent since Jan. 3, 2009, when the Warhawks defeated Union College (Ky.), 97-43.

The Warhawks also held New Orleans to just 13 first half points, the fewest allowed by ULM during Orlando Early's tenure.

Block Party

Rudy Turner recorded the 100th block of his ULM career at New Orleans (Jan. 23) and is currently third in ULM history with 114 blocked shots. Turner tallied a career-high-tying six blocks against Western Kentucky (Feb. 4).

Against Alcorn State (Nov. 15), ULM recorded eight blocks as a team, the most by the Warhawks in a single-game since Dec. 2, 2006, when they recorded 10 against William Carey. Tony Hooper and Rory Burt led the way with two blocks each against the Braves.

Warhawks in the National Rankings

As a team, ULM is currently ranked 34th in the nation in free-throw percentage, shooting 73.4 percent from the charity stripe.

Individually, a trio of Warhawks find themselves in the latest NCAA national rankings, released on March 1. Dynile Forbes is ranked 133rd in the country in free-throw percentage, connecting at 80.8 percent, Forbes is also reanked 225th in three-point field goals per game, averaging 2.0 per contest. Tony Hooper is 140th in steals per contest, averaging 1.7 takeaways per game and Rudy Turner is 148th in the nation in blocked shots, averaging 1.3 blocks per contest.

Free Throw Parades at Fant-Ewing

In its 14 home games this season, ULM went 297-of-393 (75.6 percent) from the charity stripe, an average of 21.2 free throws made per game. ULM's opponents shot 228-of-325 (70.2 percent) in those games, an average of 16.3 makes per contest, a difference of 4.9 free throws per game.

In contrast, on the road ULM's opponents are averaging 14.5 free throws made while the Warhawks are making 14.4 free throws, a difference of just 0.1 free throws per game.

Hooper Dials Long Distance

Tony Hooper connected on a career-best eight three-pointers against UALR (Jan. 2), tied for the second-most in a single game in ULM history. Hooper's performance is one of eight, eight three-point games in school history. Larry Carr holds the school record; he made nine against Texas-Arlington on Feb. 17, 1994.

Hooper's eight made three-pointers is the second-most by a player in the Sun Belt this season. He is currently 12th in the Sun Belt with 1.9 made three-pointers per game.

Hooper Moves into Second in Three-Point Shooting

With six made three-pointers against Louisiana Tech (Dec. 2), Tony Hooper moved past Anthony Jones (1988-91) into second in ULM history in three-point field goals made. He currently has 227 made three-point baskets and trails only Paul Marshall (1994-96) who made a school-record 256 triples.

Hooper Elsewhere in the Record Books

Tony Hooper is moving his way up the ULM career record chart in a pair of other categories. With 1,555 career points, Hooper is currently sixth in school history in scoring. Hooper past Terry Martin (1981-84) for sixth against Louisiana-Lafayette (Jan. 30).

He also has 335 career assists, seventh-best in ULM history. Hooper is six assists behind Bobby Joe Douglas (1981-84) for sixth all-time.

The Tell-Tale Stat

For ULM this season the tell-tale stat has been assists. The Warhawks are a perfect 5-0 when they record more assists than their opponents and just 4-16 when dishing out fewer assists than the opposition. ULM is 2-2 when a game ends even in assists.

Balance Across the Board

On any given night, seemingly any Warhawk could lead the team in any statistical category. This season, six different players have led ULM in scoring, six different players have led in rebounding, nine different players have led in assists, eight different players have led in blocked shots and 10 different players have led the team in steals.

Gilbert Becomes the Fourth

Lawrence Gilbert became the fourth Warhawk this season to record a double-double, joining Rudy Turner, Tony Hooper and Tommie Sykes, when he recorded 14 points and 10 rebounds against Middle Tennessee (Jan. 21). For Gilbert, the double dip is the fourth of his ULM career.

ULM ATHLETIC MEDIA RELATIONS POLICIES

MEDIA SERVICES

- In an effort to serve members of the media, the ULM Media Relations Department will, within reason and to the best of its ability, service all requests. **However all requests, including coverage of all games at Fant-Ewing Coliseum, must be made 24 hours in advance.**

- Photographs of student-athletes or coaches will be made available for print or online media outlets unable to shoot a Warhawk basketball game. Photo credits must always read "Photograph courtesy ULMWarhawks.com."

ULM PRACTICES

- ULM practices are closed to fans and members of the media unless otherwise stated. Players and coaches will be made available for members of the media following the conclusion of practice sessions upon request. Media members are asked to make contact with the ULM Media Relations Department (Jeremy Reid/318.342.5462) at least 24 hours in advance to ensure availability of players and coaches.

INTERVIEW PROCEDURES - ULM COACHES

- ULM head coach Orlando Early is available for interviews, both over the phone and in person, most days between 9 a.m. and noon or after practice in the evening. **Interview requests must be made at least 24 hours in advance through the ULM Media Relations Department (Jeremy Reid/318.342.5462).**

- Early will NOT be available for interview requests from print media on competition days before the game. For radio broadcasts doing a live or taped pre-game show, Early will be available upon arrival at the game site if request is made in advance. Please contact the ULM Media Relations Department (Jeremy Reid/318.342.5462) 24 hours in advance to ensure availability.

INTERVIEW PROCEDURES - ULM STUDENT-ATHLETES

- All interviews of student-athletes must be conducted through the ULM Media Relations Department (Jeremy Reid/318.342.5462). Depending on class schedules, student-athletes can be contacted at various times during the day before practice upon request and availability. Student-athletes will be made available, by request, following the conclusion of practice each day. **To ensure this availability, please contact or give notice at least 24 hours in advance.**

- The ULM locker room is closed to all members of the media - **NO EXCEPTIONS!** Student-athletes will be made available to members of the media on the court following practice or in the interview room following games.

- In most instances, ULM student-athletes will be made available to members of the media following an NCAA-mandated cooling off period at the conclusion of each contest. Members of the media are asked to make their interview requests prior to the end of the game.

- To ensure privacy for all ULM student-athletes, no individual cell phone or e-mail addresses will be provided for members of the media.

POST-GAME INTERVIEWS

- Following the conclusion of each game, requested members of the Warhawk men's basketball team - including coaches and players - will be made available in the Fant Room on the ground level of Fant-Ewing Coliseum. If requests necessitate it, opposing players and coaches may also be made available.

UPDATED CAREER RECORD BOOK

TOTAL POINT LEADERS

Name	Years	Gms	Points	Avg
1. Calvin Natt	1976-79	108	2,581	23.9
2. Glynn Saulters	1965-68	91	2,134	23.5
3. Henry Steele	1969-72	97	1,933	19.9
4. Anthony Jones	1988-91	122	1,817	14.9
5. Jerry Jingles	1973-76	101	1,716	16.9
6. Tony Hooper	2005-pres.	120	1,555	13.0
7. Terry Martin	1981-84	114	1,523	13.4
8. Mike Rose	1972-75	89	1,474	16.6
9. Donald Wilson	1979-82	112	1,459	13.0
10. David Pickett	1973-76	79	1,458	18.5

3-POINT FIELD GOAL LEADERS

Name	Years	Gms	3FGM-A	PCT
1. Paul Marshall	3 (1994-96)	90	256-696	.368
2. Tony Hooper	5 (2005-pres.)	120	227-674	.337
3. Anthony Jones	4 (1988-91)	122	195-456	.428
4. Larry Carr	2 (1994-95)	58	175-418	.419
5. Nick Coln	2 (2000-02)	60	157-432	.363
6. Marcus Anthony	4 (1996-00)	108	135-413	.329
7. Mike Smith	2 (1998-00)	55	130-409	.318
8. Jordan Payne	2 (2006-08)	63	126-330	.381
9. Fred Thompson	2 (1989-90)	59	120-269	.446
10. Lance Brasher	3 (2005-08)	88	119-328	.362

TOTAL ASSIST LEADERS

Name	Years	Gms	Assists	Avg
1. Bob Patterson	4 (1955-58)	106	437	4.1
2. *Larry Saulters	2 (1969-70)	50	398	8.0
3. Jamie Mayo	4 (1976-79)	72	370	5.1
4. Bob Carson	4 (1970-73)	82	365	4.5
5. Casey Jones	4 (1988-91)	93	352	3.8
6. Bobby Joe Douglas	4 (1981-84)	112	341	3.1
7. Tony Hooper	5 (2005-pres.)	120	335	2.8
8. John Pickett	4 (1977-80)	111	300	2.7
9. Keith Johnson	2 (1992-93)	60	282	4.7
10. Brian Spencer	4 (1985-88)	115	277	2.4

*Incomplete career statistics. Assist and block statistics not kept before 1977-78 season.

TOTAL STEAL LEADERS

Name	Years	Gms	Steals	Avg
1t. Tony Hooper	5 (2005-pres.)	120	204	1.70
2. Anthony Jones	4 (1988-91)	122	202	1.65
3. Brian Spencer	4 (1985-88)	115	191	1.66
4. Arthur Hayes	4 (1983-86)	108	187	1.73
5. Paul Marshall	3 (1994-96)	90	179	1.99
6. Keith Johnson	2 (1992-93)	60	170	2.83
7. Casey Jones	4 (1985-88)	115	124	1.08
8. Bobby Joe Douglas	4 (1981-84)	112	116	1.03
9. Brian Lubeck	3 (1999-02)	87	110	1.26
10. Terry Martin	4 (1981-84)	114	104	0.91

BLOCK LEADERS

Name	Years	Gms	Blocks	Avg
1. Wojciech Myrda	4 (1998-02)	115	535	4.65
2. Dennis Newton	4 (1995-98)	119	181	1.52
3. Rudy Turner	3 (2007-pres.)	87	114	1.31
4. Eugene Robinson	3 (1978-80)	83	105	1.26
5. Terry Martin	4 (1981-84)	114	99	0.87
6. Gerald Phillips	4 (1983-86)	112	91	0.81
7. *Calvin Natt	2 (1978-79)	56	71	1.27
8. Carlos Funchess	2 (1990-91)	63	68	1.08
9. Bobby Jenkins	3 (1984-86)	80	65	0.81
10. Anthony Smith	4 (1991-94)	112	64	0.57
10. Michael Saulsberry	4 (1985-88)	88	64	0.73

*Incomplete career statistics. Assist and block statistics not kept before 1977-78 season.

Turner Tallies His 10th

Rudy Turner registered the 10th double-double of his career, and second of the season, at Troy (Jan. 28). Turner had 10 points and a game-high 11 rebounds against the Trojans. Turner's other double-double this season came against Harding (Dec. 22) with 21 points and 14 rebounds.

It Was Only a Matter of Time

Tommie Sykes recorded his first career double-double against Denver (Jan. 16) with 11 points and a career-best 10 rebounds. On two previous occasions Sykes had fallen just one rebound shy of a double-double, against Louisiana Tech (Dec. 2) he scored 15 points and grabbed nine rebounds and at North Texas (Dec. 13) he had 13 points and nine rebounds.

Double-Double Duo

Rudy Turner and Tony Hooper each recorded double-doubles for ULM against Harding (Dec. 22), it was the first two double-doubles of the season for the Warhawks. Turner scored 21 points and grabbed a career-high-tying 14 rebounds. It was the ninth double-double of Turner's career.

Hooper scored 15 points and grabbed a career-best 10 rebounds, it was the second double-double in Hooper's career.

It was the first time ULM has had two double-doubles in the same game since Jan. 3, 2009, when Rudy Turner and Mitchell Hampton each recorded double dups against Union College (Ky.).

Largest Crowd in Three Seasons Comes to Fant-Ewing

When ULM hosted Louisiana Tech (Dec. 2), 3,817 fans were welcomed into Fant-Ewing Coliseum, the largest crowd to see the Warhawks at home since Jan. 27, 2007, when 4,229 fans saw ULM defeat Troy in overtime, 91-78.

Hot Shooting Halves

At Florida Atlantic (Jan. 9), the Warhawks shot 66.7 percent (14-of-21) from the field in the second half, it was the best shooting half of the season for ULM. The Warhawks equalled that performance in the second half against Denver (Jan. 16), going 10-of-15 from the field.

Overall, ULM has had five halves this season in which they have shot over 60 percent -- also accomplishing the feat in the first half against the University of the Southwest (64.3), the second half at Northern Colorado (62.5) and the second half at Morehead State (61.9).

ULM finished the contest against the University of the Southwest shooting 60.7 percent (34-of-56), a season-best. It was the best shooting performance by the Warhawks since Jan. 3, 2009 when they shot 63.8 percent (37-of-58) against Union College (Ky.).

Crashing the Glass

ULM had 49 rebounds against Centenary (Nov. 27), the most rebounds for the Warhawks in a game since Dec. 1, 2007, when they pulled down 51 against Rice. Lawrence Gilbert and Tony Hooper led ULM with eight rebounds apiece against Centenary.

About Louisiana-Lafayette

Louisiana-Lafayette, the seventh seed in the Sun Belt Tournament, heads to Hot Springs with a record of 13-16, 10-8 in the Sun Belt. The Ragin' Cajuns are led by Sun Belt Player of the Year Tyren Johnson who leads the league in scoring, 18.0 points per game, and is second in rebounding, 8.0 boards per contest. Chris Gradingo (14.0) and Randell Daigle (11.6) also score in double-figures for the Ragin' Cajuns. Louisiana-Lafayette enters the conference tournament on a two-game losing streak.

All-time Series with Louisiana-Lafayette

Louisiana-Lafayette holds a 39-20 advantage in the all-time series with ULM, including sweeping two games this year during the regular season. Both of this season's meetings have been close however, Louisiana-Lafayette earned a 72-67 victory in Monroe on Jan. 30, and then escaped with a 73-71 victory in Lafayette on Feb. 20.

About North Texas

North Texas is the champion of the Sun Belt's West Division with a conference record of 13-5 and an overall mark of 21-8. The Mean Green has won eight-straight games dating back to Feb. 4. George Odufuwa is the Sun Belt's leading rebounder at 10.4 boards per game and also averages 11.5 points per contest, he earned All-Sun Belt Second Team honors. Three other players average in double-figures, Josh White (14.9), Tristan Thompson (14.0) and Eric Tramiel (12.6), the trio was all named to the All-Sun Belt Third Team.

All-time Series with North Texas

North Texas leads the all-time series with ULM, 29-15, including a pair of victories over the Warhawks this season. The two schools played at North Texas on Dec. 13, a 79-62 Mean Green victory, and closed the regular season in Monroe on Feb. 27, a 74-71 North Texas win. The Mean Green has won six-straight against ULM, the first win during that streak was a 77-71 overtime win in Lafayette, La., in the quarterfinals of the 2006-07 Sun Belt Tournament.

Carr Has Breakout Performance in Florida

Colby Carr entered ULM's trip to Florida averaging 3.5 points and 2.3 rebounds per game. In ULM's first game in the Sunshine State at FIU (Jan. 7), Carr set new career-highs with 12 points and seven rebounds. He earned his first career start two nights later at Florida Atlantic, scoring seven points and dishing out a career-best four assists. Carr averaged 9.5 points, 5.0 rebounds and 3.0 assists per game in the two-game Florida swing.

A Mile High Shooting Cure

ULM opened the month of December shooting just 36.6 percent in three combined games against Louisiana Tech, at Alabama and at North Texas, after shooting 45.8 percent in the month of November. But the Warhawks regained their stroke in the State of Colorado, shooting 51.6 percent in two games at Northern Colorado and at Denver. In their 18 games since the Colorado trip, ULM is shooting 40.4 percent from the field.

Forbes Named LSWA Player of the Week

The Louisiana Sports Writers Association named Dynile Forbes the Louisiana men's basketball state player of the week on Dec. 21, following his performances at Northern Colorado and Denver. Forbes averaged 23.0 points, 3.0 rebounds, 2.5 assists and 2.5 steals in the pair of road contests. He shot 70.0 percent from the field (14-of-20), including 62.5 percent from beyond the three-point line (62.5 percent) and was also 13-of-16 (81.3 percent) from the free-throw line.

Hooper Beats Morehead State Late ... Again

Tony Hooper hit a pull-up, 15-foot jumper with 0.8 seconds to play at Morehead State (Nov. 21) to give ULM a 74-73 victory over the Eagles. Hooper's jumper gave him 16 points in the contest, all 16 coming in the second half.

It was the second-straight season that Hooper has made a last-second shot to beat Morehead State. Last season, Hooper hit a lay-up with just over four seconds remaining to give ULM a 56-54 win over the Eagles.

Hooper Hits the Century Mark

Tony Hooper played in his 100th career game in the Maroon and Gold at Centenary (Nov. 27). The contest was also the 99th career start for the native of Houston, Texas. Hooper pulled down eight rebounds against the Gents, tying a career-high. Overall, Hooper has now played in 120 career games. He also made his 100th career start against Louisiana Tech (Dec. 2).

Hooper Receives Bachelor's Degree in Special Ceremony

In a special commencement ceremony held on Dec. 10, ULM President Dr. James E. Cofer, Sr., conferred a bachelor's degree in general studies to ULM men's basketball player Tony Hooper. ULM's fall commencement is scheduled for Dec. 19; however the ULM men's basketball team will be on the road, prompting Dr. Cofer to hold this special ceremony.

"We've been doing this ever since I have been here," said Dr. Cofer. "In the fall it's basketball and in the spring it's baseball and track. They are off representing the university while we are having graduation ceremonies but we don't want our student-athletes to miss any of the college experience and so we are happy to hold a special graduation for our athletes. They work hard representing the school and doing this little extra for them is well worth it."

Hooper and Thomas Named Preseason All-Sun Belt

Tony Hooper and Malcolm Thomas were named to the preseason All-Sun Belt Third Team. For Hooper, it is the third time in his career that he has been named to the Preseason All-Sun Belt team. He was named to the second team last season and to the third team prior to the 2007-08 season. This is the first preseason Sun Belt honor for Thomas.

MISC. STATS

Largest halftime lead	14, vs. Alcorn State, Nov. 15, 2009
Largest halftime deficit	17, at Florida Atlantic, Jan. 9, 2010
Largest halftime lead surrendered to lose	1, vs. Louisiana-Lafayette, Jan. 30, 2010
Largest halftime deficit overcome to win.....	3, vs. UALR, Jan. 2, 2010
Largest lead at any time.....	29, vs. U. of the Southwest. Dec. 28, 2009
Largest deficit at any time.....	31, at Alabama, Dec. 5, 2009
Largest lead surrendered to lose	8, at Oklahoma, Nov. 17, 2009
Largest deficit overcome to win	9, at Morehead State, Nov. 21, 2009
.....	9, vs. Denver, Jan. 16, 2010
Largest margin of victory	29, vs. U. of the Southwest. Dec. 28, 2009
Largest margin of defeat	28, at Alabama, Dec. 5, 2009
Most points scored in a half.....	51, at Centenary, Nov. 27, 2009 (second half)
Fewest points scored in a half.....	21, Middle Tennessee, Jan. 21, 2010 (first half)
.....	21, at New Orleans, Jan. 23, 2010 (first half)
Most points allowed in a half.....	54, at Centenary, Nov. 27, 2009 (second half)
Fewest points allowed in a half.....	13, at New Orleans, Jan. 23, 2010 (first half)

CAREER TOTALS FOR CURRENT WARHAWKS

POINTS

Tony Hooper.....	1,555
Rudy Turner	728
Dynile Forbes	669
Jarvis Hill.....	581
Lawrence Gilbert	575
Fred Brown.....	380
Kenneth Averette	306
Tommie Sykes	289
Colby Carr.....	122
Warren Fuselier.....	83
Brandon Williams.....	64
Rory Burt.....	48
Fabio Ribeiro	6
Robert Nelson.....	2

REBOUNDS

Rudy Turner	484
Tony Hooper.....	394
Lawrence Gilbert	281
Dynile Forbes	183
Jarvis Hill.....	169
Tommie Sykes	157
Fred Brown.....	89
Kenneth Averette	82
Colby Carr.....	69
Brandon Williams.....	58
Rory Burt.....	44
Warren Fuselier.....	21
Fabio Ribeiro	9
Robert Nelson.....	3

ASSISTS

Tony Hooper.....	335
Kenneth Averette	155
Jarvis Hill.....	90
Brandon Williams.....	90
Fred Brown.....	63
Lawrence Gilbert	47
Dynile Forbes	47
Warren Fuselier.....	36
Colby Carr.....	35
Rudy Turner	17
Tommie Sykes	15
Rory Burt.....	0
Fabio Ribeiro	0
Robert Nelson.....	0

STEALS

Tony Hooper.....	204
Jarvis Hill.....	66
Dynile Forbes	58
Kenneth Averette	56
Lawrence Gilbert	40
Rudy Turner	39
Fred Brown.....	35
Brandon Williams.....	21
Colby Carr.....	20
Tommie Sykes	17
Warren Fuselier.....	14
Rory Burt.....	4
Fabio Ribeiro	0

BLOCKS (TOP FOUR ONLY)

Rudy Turner	114
Rory Burt.....	20
Tony Hooper.....	18
Lawrence Gilbert	17

ULM Picked to Finish Fifth in the Sun Belt West Division

In the Sun Belt preseason coaches' poll, ULM was picked to finish fifth in the West Division and is one of five schools in the division to receive at least one first-place vote. North Texas has been selected as the coaches' favorite to win the West, garnering 85 points and nine first place votes. Western Kentucky is the coaches' choice in the East, claiming 77 points and 12 first place votes.

Hooper Granted Fifth Year

After playing just four games last season, Tony Hooper was granted a medical hardship waiver and will return this year for a fifth-year of eligibility. Last season, Hooper started the first four games of the year, and then sat out the next eight. He returned to play against Tennessee Tech on December 29 before breaking his foot at practice on December 30, forcing him to miss the rest of the season.

ULM Welcomes Seven Newcomers

The Warhawks have seven new faces on the roster this season, including five junior college transfers. Guards Warren Fuselier and Hugh Mingo, forward Tommie Sykes and center Fabio Ribeiro come to ULM after two seasons of junior college with two years of eligibility remaining. Center Rory Burt redshirted at New Mexico Junior College last season, he has four full years of eligibility. Guard Colby Carr begins his collegiate career at ULM as a freshman and guard Fred Brown will sit out this season following his transfer from Kansas State after two seasons with the Wildcats.

Early Visits Troops Overseas

In August, ULM head coach Orlando Early participated in a goodwill trip to visit American soldiers stationed overseas. Early, along with Pittsburgh women's head coach Agnus Berento, Murray State men's head coach Billy Kennedy, Virginia Military Institute men's head coach Duggar Baucom and Jacksonville State men's assistant coach Mike Smith, visited soldiers in Qatar and Afghanistan.

"Do Your Job"

A team motto for the Warhawks this season inspired by Coach Orlando Early's trip overseas to visit American troops. Early was inspired by the way that the troops each perform their own given duties and how that focus on one's given task results in an efficient and effective working environment for the collective group. The phrase "Do Your Job" can be found on practice gear and shooting shirts worn by the Warhawks.

Three Arrive from New Mexico Junior College

A trio of faces arrived in Monroe this season from New Mexico Junior College in Hobbs, N.M., as associate head coach Jimmy Voight along with Fabio Ribeiro and Rory Burt come from NMJC. Voight was the head coach of the Thunderbirds for three seasons, guiding them to a 50-40 record, including a 21-9 mark last season. Ribeiro played two seasons at NMJC while Burt played four games last season before redshirting the remainder of the season due to injury.

Staff Changes

Orlando Early added two new coaches to his staff for the 2009-10 season, adding Jimmy Voight as associate head coach and Kedric Smith as an assistant coach. Voight comes to ULM from New Mexico Junior College where he had been the head coach for the past three seasons. Smith was elevated to an assistant coaching position from his previous position as the men's basketball intern, a position he held for two seasons. Voight and Smith replace Tom Coverdale and Gus Hauser on the ULM coaching staff. In addition, Willie Bell was added to the ULM staff as the new basketball intern.

Former Coach Vining to be Inducted into Louisiana Sports Hall of Fame
Former ULM head coach Mike Vining has been selected as one of eight inductees into the Louisiana Sports Hall of Fame class of 2010. Vining led ULM from 1982-2005 and compiled a record of 401-303. Mark Carrier, J.T. Curtis, Lee Hedges, Ben McDonald, Teresa Weatherspoon, Larry Wilson and Orlando Woolridge will join Vining in the hall of fame class of 2010, scheduled for induction in June 26, 2010.

ULM Adds Xavier Martin for 2010-11

On Nov. 12, 2009, ULM men's basketball coach Orlando Early announced the signing of 5-10 guard Xavier Martin to a National Letter of Intent to join the Warhawks in 2010-11. A native of Miramar, Fla., Martin averaged 19.5 points per game, 4.4 assists per game, 3.9 rebounds per game and 2.9 steals per contest in 2008-09 as a junior at Miramar High School, helping lead the Patriots to a 20-9 record. Martin earned All-Broward County First Team honors and third team all-state honors last season.

"We are excited today about the signing of Xavier Martin, a point guard out of Fort Lauderdale, Fla.," said Early. "The thing I like most about him is that he is a definite winner. As a junior, his team went 20-9 and lost in the game before the state championship. He's another Tony Hooper-type athlete, he's a six-foot guy that is strong and can handle the ball. He can create shots for other people and can also get his own shot."

All-Time Sun Belt Tournament Results

Date	Opponent	Result	Attendance	Top Scorer	Rebounds	Assists	Steals	Blocks
2006-07								
Feb. 28	Denver (1st Rd)	W, 83-67	3,478	Hooper (26)	Nweke (7)	Brown (6)	Hooper (4)	Brown (2)
March 3	vs. North Texas (QF) (in Lafayette, La.)	L, 77-71	616	Hooper (25)	Brown (8) Hooper (8)	Brown (3)	five tied (1)	Brasher (1) Bynum (1)
2007-08								
March 5	at Middle Tenn. (1st Rd)	L, 74-69	2,305	Payne (20)	Turner (5)	Brown (4)	Payne (2) Turner (2)	Hampton (1)
2008-09								
March 4	at Denver (1st Rd)	L, 66-57	1,097	Forbes (16)	Gilbert (13)	Williams (3)	Lassiter (2)	Thomas (1)

2009-10 ULM MEN'S BASKETBALL ROSTERS

NUMERICAL ROSTER

No.	Name	POS	CL/EXP	HT	WT	HOMETOWN (LAST SCHOOL)
00	Tony Hooper	G	Sr./3L	5-11	175	Houston, Texas (Aldine HS)
1	Warren Fuselier	G	Jr./TR	5-10	160	Lafayette, La. (San Bernardino Valley College)
2	Colby Carr	G	Fr./HS	6-3	185	New Orleans, La. (O.P. Walker HS)
3	Rudy Turner	F	Jr./2L	6-8	275	Alexandria, La. (Peabody HS)
5	Dynile Forbes	G	Sr./1L	6-2	170	Freeport, Bahamas (Cochise College)
10	Brandon Williams	G	So./1L	6-1	160	Houston, Texas (Aldine HS)
12	Kenneth Averette	G	Sr./2L	5-8	145	New Orleans, La. (St. Catherine College)
13	Tommie Sykes	F	Jr./TR	6-4	205	Philadelphia, Pa. (Odessa College)
21	Robert Nelson	G	Fr./HS	5-10	153	Suwanne, Ga. (North Gwinnett HS)
22	Lawrence Gilbert	F	Jr./1L	6-7	210	New Orleans, La. (University of Miami, Fla.)
24	Jarvis Hill	G	Sr./1L	6-2	190	Starkville, Miss. (East Mississippi CC)
25	Hugh Mingo	G	Jr./TR	6-3	175	West Monroe, La. (South Plains College)
41	Fabio Ribeiro	C	Jr./TR	6-10	245	Caetonopolis, Brazil (New Mexico JC)
45	Rory Burt	C	R-Fr./TR	7-0	240	Wichita Falls, Texas (New Mexico JC)
	*Fred Brown	G	Jr./TR	6-2	190	West Palm Beach, Fla. (Kansas State)

ALPHABETICAL ROSTER

No.	Name	POS	CL/EXP	HT	WT	HOMETOWN (LAST SCHOOL)
12	Kenneth Averette	G	Sr./2L	5-8	145	New Orleans, La. (St. Catherine College)
	*Fred Brown	G	Jr./TR	6-2	190	West Palm Beach, Fla. (Kansas State)
45	Rory Burt	C	R-Fr./TR	7-0	240	Wichita Falls, Texas (New Mexico JC)
2	Colby Carr	G	Fr./HS	6-3	185	New Orleans, La. (O.P. Walker HS)
5	Dynile Forbes	G	Sr./1L	6-2	170	Freeport, Bahamas (Cochise College)
1	Warren Fuselier	G	Jr./TR	5-10	160	Lafayette, La. (San Bernardino Valley College)
22	Lawrence Gilbert	F	Jr./1L	6-7	210	New Orleans, La. (University of Miami, Fla.)
24	Jarvis Hill	G	Sr./1L	6-2	190	Starkville, Miss. (East Mississippi CC)
00	Tony Hooper	G	Sr./3L	5-11	175	Houston, Texas (Aldine HS)
25	Hugh Mingo	G	Jr./TR	6-3	175	West Monroe, La. (South Plains College)
21	Robert Nelson	G	Fr./HS	5-10	153	Suwanne, Ga. (North Gwinnett HS)
41	Fabio Ribeiro	C	Jr./TR	6-10	245	Caetonopolis, Brazil (New Mexico JC)
13	Tommie Sykes	F	Jr./TR	6-4	205	Philadelphia, Pa. (Odessa College)
3	Rudy Turner	F	Jr./2L	6-8	275	Alexandria, La. (Peabody HS)
10	Brandon Williams	G	So./1L	6-1	160	Houston, Texas (Aldine HS)

* denotes will sit out this season following transfer from Kansas State

Head Coach: Orlando Early (Gardner Webb, 1990) - Fifth Season

Associate Head Coach: Jimmy Voight (Cameron, 1982) - First Season

Assistant Coach: Harold Juluke (Southeastern Louisiana, 2002) - Fifth Season

Assistant Coach: Kedric Smith (Charlotte, 2002) - Third Season

Basketball Intern: Willie Bell (Virginia Military Institute, 2009) - First Season

PRONUNCIATIONS

Kenneth Averette AVE-ret
 Dynile Forbes duh-NILE
 Warren Fuselier foos-a-LAY
 Fabio Ribeiro RIB-arrow
 Tommie Sykes sikes
 Harold Juluke Juh-luke

BY HEIGHT

5-8 Kenneth Averette
 5-10 Warren Fuselier
 Robert Nelson
 5-11 Tony Hooper
 6-1 Brandon Williams
 6-2 Fred Brown
 Dynile Forbes
 Jarvis Hill
 6-3 Colby Carr
 Hugh Mingo
 6-4 Tommy Sykes
 6-7 Lawrence Gilbert
 6-8 Rudy Turner
 6-10 Fabio Ribeiro
 7-0 Rory Burt

BY CLASS

Seniors Kenneth Averette
 Dynile Forbes
 Tony Hooper
 Jarvis Hill
 Juniors Fred Brown
 Warren Fuselier
 Lawrence Gilbert
 Hugh Mingo
 Fabio Ribeiro
 Tommy Sykes
 Rudy Turner
 Sophomore Brandon Williams
 Redshirt Freshman Rory Burt
 Freshman Colby Carr
 Robert Nelson

INSIDE THE NUMBERS

ULM BASKETBALL STATISTICAL BREAKDOWN

TEAM	GAMES	FG-FGA	PCT.	3F-3PA	PCT.	FT-FTA	PCT.	O-D	TOT	AVG.	FOUL	DQ	AST	AVG	TO	BLK	STL	PTS	AVG
OVERALL (11-18)	29	637-1524	.418	179-512	.350	513-699	.734	349-626	975	33.6	584	19	282	9.7	477	84	205	1966	67.8
HOME (8-6)	14	310-728	.426	100-257	.389	297-393	.756	160-318	478	34.1	297	12	154	11.0	224	48	109	1017	72.6
AWAY (3-12)	15	327-796	.411	79-255	.310	216-306	.706	189-308	497	33.1	287	7	128	8.5	253	36	96	949	63.3
NEUTRAL																			
NON-CONF (5-6)	11	268-586	.457	70-178	.393	209-294	.711	132-261	393	35.7	244	8	111	10.1	202	37	84	815	74.1
CONFERENCE (6-12)	18	369-938	.393	109-334	.326	304-405	.751	217-365	582	32.3	340	11	171	9.5	275	47	121	1151	63.9

INSIDE THE NUMBERS

RECORD BY VENUE	2009-10 Overall	2009-10 Sun Belt	Early ULM Career	Early Sun Belt
Overall	11-18	6-12	59-91	27-45
Home (Fant-Ewing Coliseum)	8-6	4-5	44-24	18-17
Away	3-12	2-7	11-65	9-28
Neutral	0-0	0-0	4-2	

RECORD BY HALFTIME	2009-10 Overall	2009-10 Sun Belt	Early ULM Career
When ULM leads at halftime	7-1	3-1	42-12
When ULM trails at halftime	3-17	2-11	14-76
When ULM is tied at halftime	1-0	1-0	3-3

RECORD BY SCORING OFFENSE	2009-10 Overall	2009-10 Sun Belt	Early ULM Career
When ULM scores 100+ points	0-0	0-0	2-0
When ULM scores 90-99 points	1-0	0-0	6-1
When ULM scores 80-89 points	1-3	0-1	15-7
When ULM scores 70-79 points	3-4	0-3	19-14
When ULM scores 60-69 points	5-7	5-5	14-31
When ULM scores 50-59 points	0-3	0-3	2-28
When ULM scores 40-49 points	1-1	1-0	1-9
When ULM scores 30-39 points	0-0	0-0	0-1

RECORD BY SCORING DEFENSE	2009-10 Overall	2009-10 Sun Belt	Early ULM Career
When opponent scores 100+ points	0-0	0-0	0-3
When opponent scores 90-99 points	0-2	0-0	2-11
When opponent scores 80-89 points	0-4	0-3	2-21
When opponent scores 70-79 points	2-9	0-6	7-32
When opponent scores 60-69 points	5-4	2-4	28-20
When opponent scores 50-59 points	2-0	2-0	16-4
When opponent scores 40-49 points	1-0	1-0	3-1

OVERTIME RECORD	2009-10 Overall	2009-10 Sun Belt	Early ULM Career
Overtime	0-0	0-0	2-2
Double Overtime	0-0	0-0	0-0
Triple Overtime	0-0	0-0	0-0

RECORD BY MONTH	2009-10 Overall	2009-10 Sun Belt	Early ULM Career
November	3-3	0-0	14-19
December	2-6	0-3	14-18
January	4-5	4-5	17-24
February	2-4	2-4	14-24
March	0-0	0-0	0-5

INSIDE THE NUMBERS

FIELD GOAL PERCENTAGE	2009-10	Early at ULM
When ULM leads in FG%, ULM is	7-2	48-8
When opponent leads in FG%, ULM is	4-16	11-83
When game ends tied in FG%, ULM is	0-0	0-0

3-POINT FIELD GOAL PERCENTAGE	2009-10	2008-09
When ULM leads in 3FG%, ULM is	6-6	6-9
When opponent leads in 3FG%, ULM is	5-12	3-11
When game ends tied in 3FG%, ULM is	0-0	1-0

FREE THROW PERCENTAGE	2009-10	2008-09
When ULM leads in FT%, ULM is	7-9	4-10
When opponent leads in FT%, ULM is	4-8	5-10
When game ends tied in FT%, ULM is	0-1	1-0

REBOUNDING	2009-10	2008-09
When ULM leads in rebounds, ULM is	6-8	8-4
When opponent leads in rebounds, ULM is	5-7	2-14
When game ends tied in rebounds, ULM is	0-3	0-2

ASSISTS	2009-10	2008-09
When ULM leads in assists, ULM is	5-0	5-4
When opponent leads in assists, ULM is	4-16	4-16
When game ends tied in assists, ULM is	2-2	1-0

BLOCKS	2009-10	2008-09
When ULM leads in blocks, ULM is	6-5	5-3
When opponent leads in blocks, ULM is	5-12	2-15
When game ends tied in blocks, ULM is	0-1	3-2

STEALS	2009-10	2008-09
When ULM leads in steals, ULM is	6-7	5-7
When opponent leads in steals, ULM is	3-10	4-9
When game ends tied in steals, ULM is	2-1	1-4

TURNOVERS	2009-10	2008-09
When ULM has more turnovers, ULM is	5-12	5-13
When opponent has more turnovers, ULM is	5-4	5-6
When game ends tied in turnovers, ULM is	1-2	0-1

FOULS	2009-10	2008-09
When ULM has more fouls, ULM is	3-9	6-11
When opponent has more fouls, ULM is	7-6	4-6
When game ends tied in fouls, ULM is	1-3	0-3

INSIDE THE NUMBERS

TIME ON THE COURT

PLAYER	CAREER GAMES	CAREER STARTS	CONSEC GAMES	CONSEC STARTS
Tony Hooper (5th-Sr)	120	115	4	1
Rudy Turner (Jr.)	87	62	29	10
Jarvis Hill (Sr.)	80	43	0	0
Lawrence Gilbert (Jr.)	73	49	53	0
Kenneth Averette (Sr.)	67	36	9	1
Fred Brown (Jr.)	61	2	0	0
Dynile Forbes (Sr.)	57	31	57	31
Brandon Williams (So.)	38	11	10	0
Tommie Sykes (Jr.)	29	5	29	5
Rory Burt (R-Fr.)	26	4	6	0
Colby Carr (Fr.)	25	8	0	0
Warren Fuselier (Jr.)	22	7	1	0
Fabio Ribeiro (Jr.)	6	1	0	0
Robert Nelson (Fr.)	4	0	0	0
Hugh Mingo (Jr.)	0	0	0	0

LED ULM IN ... SCORING

	2005-06	2006-07	2007-08	2008-09	2009-10	CAREER
Tony Hooper (5th-Sr.)	3	15	13	0	5	36
Dynile Forbes (Sr.)	-	-	-	6	10	16
Rudy Turner (Jr.)	-	-	1	7	5	13
Lawrence Gilbert (Jr.)	-	-	-	6	5	11
Jarvis Hill (Sr.)	-	-	-	5	-	5
Tommie Sykes (Jr.)	-	-	-	-	4	4
Kenneth Averette (Sr.)	-	-	-	1	-	1
Colby Carr (Fr.)	-	-	-	-	1	1

LED ULM IN ... REBOUNDING

	2005-06	2006-07	2007-08	2008-09	2009-10	CAREER
Rudy Turner (Jr.)	-	-	7	14	11	32
Tony Hooper (5th-Sr.)	3	4	1	1	3	12
Lawrence Gilbert (Jr.)	-	-	-	5	7	12
Tommie Sykes (Jr.)	-	-	-	-	11	11
Colby Carr (Fr.)	-	-	-	-	2	2
Dynile Forbes (Sr.)	-	-	-	0	2	2
Brandon Williams (So.)	-	-	-	1	-	1
Jarvis Hill (Sr.)	-	-	-	1	-	1

LED ULM IN ... ASSISTS

	2005-06	2006-07	2007-08	2008-09	2009-10	CAREER
Tony Hooper (5th-Sr.)	16	10	13	1	13	53
Kenneth Averette (Sr.)	-	-	8	17	2	27
Brandon Williams (So.)	-	-	-	9	2	11
Jarvis Hill (Sr.)	-	-	-	3	4	7
Dynile Forbes (Sr.)	-	-	-	2	4	6
Colby Carr (Fr.)	-	-	-	-	6	6
Warren Fuselier (Jr.)	-	-	-	-	4	4
Rudy Turner (Jr.)	-	-	0	0	1	1
Tommie Sykes (Jr.)	-	-	-	-	1	1

LED ULM IN ... BLOCKS

	2005-06	2006-07	2007-08	2008-09	2009-10	CAREER
Rudy Turner (Jr.)	-	-	13	18	17	48
Rory Burt (R-Fr.)	-	-	-	-	9	9
Tony Hooper (5th-Sr.)	0	3	4	0	1	8
Lawrence Gilbert (Jr.)	-	-	-	4	1	5
Colby Carr (Fr.)	-	-	-	-	2	2
Tommie Sykes (Jr.)	-	-	-	-	2	2
Dynile Forbes (Sr.)	-	-	-	0	2	2
Jarvis Hill (Sr.)	-	-	-	1	-	1
Fabio Ribeiro (Jr.)	-	-	-	-	1	1

LED ULM IN ... STEALS

	2005-06	2006-07	2007-08	2008-09	2009-10	CAREER
Tony Hooper (5th-Sr.)	14	15	13	0	11	53
Dynile Forbes (Sr.)	-	-	-	7	11	18
Kenneth Averette (Sr.)	-	-	5	10	2	17
Jarvis Hill (Sr.)	-	-	-	8	2	10
Lawrence Gilbert (Jr.)	-	-	-	4	4	8
Rudy Turner (Jr.)	-	-	4	3	-	7
Brandon Williams (So.)	-	-	-	4	1	5
Colby Carr (Fr.)	-	-	-	-	5	5
Tommie Sykes (Jr.)	-	-	-	-	4	4
Warren Fuselier (Jr.)	-	-	-	-	1	1
Brandon Williams (So.)	-	-	-	0	1	1

INSIDE THE NUMBERS

DOUBLE-DIGIT SCORING

	05-06	06-07	07-08	08-09	09-10	CAREER
Tony Hooper (5th-Sr.)	18	21	19	2	13	73
Rudy Turner (Jr.)	-	-	6	16	13	35
Dynile Forbes (Sr.)	-	-	-	15	19	34
Lawrence Gilbert (Jr.)	-	1	-	16	15	32
Jarvis Hill (Sr.)	-	9	-	10	4	23
Tommie Sykes (Jr.)	-	-	-	-	13	13
Fred Brown (Jr.)	-	-	2	10	-	12
Kenneth Averette (Sr.)	-	-	0	8	2	10
Colby Carr (Fr.)	-	-	-	-	3	3
Warren Fuselier (Jr.)	-	-	-	-	2	2
Brandon Williams (So.)	-	-	-	1	-	1

20+ POINT GAMES

	05-06	06-07	07-08	08-09	09-10	CAREER
Tony Hooper (5th-Sr.)	1	9	11	0	2	23
Dynile Forbes (Sr.)	-	-	-	4	5	9
Rudy Turner (Jr.)	-	-	0	2	3	5
Jarvis Hill (Sr.)	-	2	-	2	-	4
Fred Brown (Jr.)	-	-	1	2	-	3
Tommie Sykes (Jr.)	-	-	-	-	2	2
Lawrence Gilbert (Jr.)	-	0	-	1	-	1

30+ POINT GAMES

	05-06	06-07	07-08	08-09	09-10	CAREER
Tony Hooper (5th-Sr.)	0	1	0	0	-	1

7+ REBOUND GAMES

	05-06	06-07	07-08	08-09	09-10	CAREER
Rudy Turner (Jr.)	-	-	5	15	11	33
Lawrence Gilbert (Jr.)	-	0	-	6	7	13
Tommie Sykes (Jr.)	-	-	-	-	11	11
Tony Hooper (5th-Sr.)	3	3	0	0	2	8
Dynile Forbes (Sr.)	-	-	-	0	4	4
Jarvis Hill (Sr.)	-	1	-	1	-	2
Fred Brown (Jr.)	-	-	0	1	-	1
Colby Carr (Fr.)	-	-	-	-	1	1

10+ REBOUND GAMES

	05-06	06-07	07-08	08-09	09-10	CAREER
Rudy Turner (Jr.)	-	-	1	8	2	11
Lawrence Gilbert (Jr.)	-	0	-	3	1	4
Malcolm Thomas (Sr.)	-	-	-	1	-	1
Tony Hooper (5th-Sr.)	0	0	0	0	1	1
Tommie Sykes (Jr.)	-	-	-	-	1	1

5+ ASSIST GAMES

	05-06	06-07	07-08	08-09	09-10	CAREER
Tony Hooper (5th-Sr.)	7	7	5	1	3	23
Kenneth Averette (Sr.)	-	-	4	8	-	12
Brandon Williams (So.)	-	-	-	1	2	4
Fred Brown (Jr.)	-	-	0	1	-	1
Jarvis Hill (Sr.)	-	1	-	0	-	1

10+ ASSIST GAMES

	05-06	06-07	07-08	08-09	09-10	CAREER
Tony Hooper (5th-Sr.)	1	0	0	0	-	1

3+ STEAL GAMES

	05-06	06-07	07-08	08-09	09-10	CAREER
Tony Hooper (5th-Sr.)	8	8	7	0	5	28
Kenneth Averette (Sr.)	-	-	2	4	-	6
Jarvis Hill (Sr.)	-	0	-	4	1	5
Dynile Forbes (Sr.)	-	-	-	0	5	5
Lawrence Gilbert (Jr.)	-	0	-	1	2	3
Fred Brown (Jr.)	-	-	1	0	-	1
Brandon Williams (So.)	-	-	-	1	-	1
Tommie Sykes (Jr.)	-	-	-	-	1	1
Colby Carr (Fr.)	-	-	-	-	1	1

5+ STEAL GAMES

	05-06	06-07	07-08	08-09	09-10	CAREER
Tony Hooper (5th-Sr.)	4	1	0	0	-	5
Kenneth Averette (Sr.)	-	-	1	0	-	1
Jarvis Hill (Sr.)	-	0	-	1	-	1
Dynile Forbes (Sr.)	-	-	-	0	1	1

3+ BLOCK GAMES

	05-06	06-07	07-08	08-09	09-10	CAREER
Rudy Turner (Jr.)	-	-	3	4	3	10
Rory Burt (R-Fr.)	-	-	-	-	2	2
Lawrence Gilbert (Jr.)	-	0	-	1	-	1

5+ BLOCK GAMES

	05-06	06-07	07-08	08-09	09-10	CAREER
Rudy Turner (Jr.)	-	-	0	2	1	3

ULM IN THE SUN BELT RANKINGS
(AS OF MARCH 6)

	ALL GAMES	RANK
Scoring Offense	67.8	9th
Scoring Defense	71.7	9th
Scoring Margin	-3.9	10th
Field Goal Percentage	.418	11th
Field Goal Defense	.464	12th
3-Point Field Goal Percentage	.350	7th
3-Point Field Goal Defense	.387	10th
3-Point Field Goals Made	6.2	6th
Free Throw Percentage	.734	2nd
Rebounding Offense	33.6	9th
Rebounding Defense	31.5	2nd
Rebounding Margin	+2.1	5th
Offensive Rebounds	12.0	2nd
Defensive Rebounds	21.6	11th
Assists	9.7	13th
Turnover Margin	-1.9	13th
Assist/Turnover Ratio	0.6	13th
Blocks	2.9	T-7th
Steals	7.1	3rd

INDIVIDUALS IN THE SUN BELT RANKINGS
(AS OF MARCH 6)

	ALL GAMES	RANK
Scoring		
Dynile Forbes	12.4	19th
Tony Hooper	10.8	29th
Rebounding		
Rudy Turner	5.4	T-15th
Tommie Sykes	5.4	T-15th
Offensive Rebounds		
Tommie Sykes	2.7	4th
Rudy Turner	2.4	5th
Defensive Rebounds	none ranked	
Field Goal Percentage (min. 3.0 made per game)		
Rudy Turner	.553	5th
3-Point Field Goal Percentage (min. 1.0 made per game)		
Dyile Forbes	.393	13th
3-Point Field Goals Made		
Dynile Forbes	2.0	T-7th
Tony Hooper	1.9	12th
Free Throw Percentage (min. 2.0 made per game)		
Dynile Forbes	.808	8th
Assists		
Tony Hooper	2.7	14th
Assist/Turnover Ratio (min. 3.0 assists/game)	none ranked	
Steals		
Tony Hooper	1.7	3rd
Dynile Forbes	1.3	13th
Blocks		
Rudy Turner	1.3	5th
Minutes	none ranked	

ULM CATEGORY LEADERS
(AS OF MARCH 6)

POINTS	G	Pts	Pts/G
Forbes, Dynile	29	361	12.4
Sykes, Tommie	29	289	10.0
Gilbert, Lawrence	29	282	9.7
SCORING AVERAGE	G	Pts	Avg/G
Forbes, Dynile	29	361	12.4
Hooper, Tony	26	280	10.8
Sykes, Tommie	29	289	10.0
FG PERCENTAGE	FG	ATT	Pct
Turner, Rudy	94	170	.553
Sykes, Tommie	73	142	.514
Carr, Colby	47	109	.431
FIELD GOAL ATTEMPTS	G	Att	Att/G
Forbes, Dynile	29	264	9.1
Hooper, Tony	26	254	9.8
Gilbert, Lawrence	29	253	8.7
FIELD GOALS MADE	G	Made	Made/G
Forbes, Dynile	29	112	3.9
Turner, Rudy	29	94	3.2
Hooper, Tony	26	92	3.5
3-POINT PERCENTAGE	3FG	ATT	Pct
Forbes, Dynile	57	145	.393
Hooper, Tony	49	142	.345
Gilbert, Lawrence	47	141	.333
3-POINT FG ATTEMPTS	G	Att	Att/G
Forbes, Dynile	29	145	5.0
Hooper, Tony	26	142	5.5
Gilbert, Lawrence	29	141	4.9
3-POINT FGS MADE	G	Made	Made/G
Forbes, Dynile	29	57	2.0
Hooper, Tony	26	49	1.9
Gilbert, Lawrence	29	47	1.6
FT PERCENTAGE	FT	ATT	Pct
Gilbert, Lawrence	55	66	.833
Forbes, Dynile	80	99	.808
Sykes, Tommie	143	198	.722
FREE THROW ATTEMPTS	G	Att	Att/G
Sykes, Tommie	29	198	6.8
Turner, Rudy	29	106	3.7
Forbes, Dynile	29	99	3.4

FREE THROWS MADE	G	Made	Made/G
Sykes, Tommie	29	143	4.9
Forbes, Dynile	29	80	2.8
Turner, Rudy	29	70	2.4
REBOUNDS	G	Reb	Reb/G
Sykes, Tommie	29	157	5.4
Turner, Rudy	29	157	5.4
Gilbert, Lawrence	29	136	4.7
REBOUND AVERAGE	G	Reb	Avg/G
Turner, Rudy	29	157	5.4
Sykes, Tommie	29	157	5.4
Gilbert, Lawrence	29	136	4.7
ASSISTS	G	No.	A/G
Hooper, Tony	26	69	2.7
Fuselier, Warren	22	36	1.6
Carr, Colby	25	35	1.4
STEALS	G	No.	S/G
Hooper, Tony	26	43	1.7
Forbes, Dynile	29	38	1.3
Gilbert, Lawrence	29	22	0.8
OFFENSIVE REBOUNDS	G	No.	Avg/G
Sykes, Tommie	29	77	2.7
Turner, Rudy	29	71	2.4
Gilbert, Lawrence	29	37	1.3
DEFENSIVE REBOUNDS	G	No.	Avg/G
Gilbert, Lawrence	29	99	3.4
Forbes, Dynile	29	96	3.3
Turner, Rudy	29	86	3.0
BLOCKED SHOTS	G	No.	Blk/G
Turner, Rudy	29	39	1.3
Burt, Rory	26	20	0.8
Forbes, Dynile	29	6	0.2
MINUTES	G	No.	Min/G
Forbes, Dynile	29	883	30.4
Gilbert, Lawrence	29	756	26.1
Hooper, Tony	26	747	28.7

ULM IN THE NATIONAL RANKINGS
(AS OF MARCH 1)

Team Rankings (334 ranked)	Rank	Actual	National Leader	Actual	
Won-Lost Percentage	258	37.9	Kansas/Kentucky/Syracuse	93.1	
Scoring Offense	203	67.8	VMI	89.1	
Scoring Defense	255	71.7	Princeton	52.6	
Scoring Margin	264	-3.9	Kansas	18.6	
Field-Goal Percentage	245	41.8	Syracuse	51.8	
Field-Goal Percentage Defense	311	46.4	Florida St.	37.0	
Three-Point Field Goals Per Game	168	6.2	VMI	11.7	
Three-Point Field-Goal Percentage	139	35.0	Utah St.	42.3	
Three Pt FG Defense	318	38.7	Duke	26.7	
Free-Throw Percentage	34	73.4	BYU	77.6	
Rebound Margin	113	2.1	Kentucky	9.8	
Assists Per Game	327	9.7	Sam Houston St.	20.9	
Assist Turnover Ratio	333	0.59	Notre Dame	1.69	
Blocked Shots Per Game	218	2.9	Marshall	8.2	
Steals Per Game	129	7.1	Missouri	11.0	
Turnovers Per Game	319	16.4	Houston/Wisconsin	9.2	
Turnover Margin	282	-1.9	Houston	8.1	
Personal Fouls Per Game	267	20.1	Siena	13.8	
Individual Rankings (250 ranked)	Player	Rank	Actual	National Leader	Actual
Three-Point Field Goals Per Game	Dynile Forbes	225	2.0	Jeremy Hazell, S.Hall	3.5
Free-Throw Percentage	Dynile Forbes	133	80.8	Donald Sims, App.St	95.0
Blocked Shots Per Game	Rudy Turner	148	1.3	Hassan Whiteside, Marsh	5.5
Steals Per Game	Tony Hooper	140	1.7	Damian Saunders, Duqsne	2.9

WARHAWK STARTING LINE-UPS

Date	Opponent	W/L	Score	Starter	Total	Starter	Total	Starter	Total	Starter	Total	Starter	Total
N13	at LSU	L	62-82	Hooper	11	Forbes	2	Thomas	11	Gilbert	8	Turner	3
N15	Alcorn State	W	82-66	Hooper	18	Forbes	8	Thomas	2	Gilbert	14	Turner	4
N17	at Oklahoma	L	61-72	Hooper	17	Forbes	11	Thomas	6	Gilbert	5	Turner	12
N21	at Morehead State	W	74-73	Hooper	16	Forbes	17	Hill	12	Gilbert	16	Turner	4
N24	Grambling State	W	76-66	Hooper	7	Forbes	17	Hill	5	Gilbert	18	Turner	14
N27	at Centenary	L	84-94	Hooper	4	Forbes	2	Hill	5	Gilbert	18	Turner	6
D2	Louisiana Tech	L	73-76	Hooper	23	Forbes	7	Thomas	6	Gilbert	10	Ribeiro	0
D5	at Alabama	L	46-74	Hooper	7	Forbes	5	Hill	3	Gilbert	10	Turner	4
D13	at North Texas*	L	62-79	Hooper	10	Forbes	4	Hill	5	Gilbert	10	Turner	3
D16	at Northern Colorado	L	84-95	Hooper	7	Forbes	25	Fuselier	2	Gilbert	16	Burt	6
D19	at Denver*	L	65-87	Hooper	15	Forbes	21	Fuselier	9	Gilbert	2	Burt	0
D22	Harding	W	74-61	Hill	2	Forbes	8	Fuselier	4	Gilbert	7	Turner	21
D28	Univ. of the Southwest	W	99-70	Hooper	16	Forbes	19	Fuselier	6	Gilbert	11	Turner	20
D31	Troy*	L	82-83	Hooper	15	Forbes	0	Fuselier	2	Gilbert	5	Turner	12
J2	UALR*	W	68-64	Hooper	28	Forbes	12	Fuselier	6	Gilbert	8	Turner	6
J7	at Florida International*	L	56-62	Hooper	3	Forbes	9	Fuselier	5	Gilbert	8	Turner	13
J9	at Florida Atlantic*	L	61-74	Hooper	0	Forbes	24	Carr	7	Gilbert	0	Turner	8
J14	South Alabama*	W	61-58	Hooper	7	Forbes	14	Carr	9	Gilbert	11	Burt	1
J16	Denver*	W	64-53	Hooper	14	Forbes	5	Carr	4	Gilbert	2	Burt	0
J21	Middle Tennessee*	W	60-69	Hooper	7	Forbes	14	Carr	6	Gilbert	14	Turner	12
J23	at New Orleans*	W	48-47	Hooper	5	Forbes	10	Carr	10	Gilbert	3	Turner	9
J28	at Troy*	L	56-75	Williams	1	Forbes	11	Carr	8	Gilbert	13	Turner	10
J30	Louisiana-Lafayette*	L	67-72	Williams	7	Forbes	23	Carr	0	Gilbert	8	Turner	12
F4	Western Kentucky*	W	67-66	Williams	2	Forbes	22	Carr	10	Sykes	6	Turner	11
F11	at UALR*	W	67-64	Williams	0	Forbes	16	Gilbert	10	Sykes	8	Turner	20
F15	at Arkansas State*	L	52-69	Williams	2	Forbes	11	Averette	11	Sykes	14	Turner	0
F18	New Orleans*	L	73-82	Williams	2	Forbes	13	Hooper	12	Gilbert	18	Turner	0
F20	at Louisiana-Lafayette*	L	71-73	Williams	2	Forbes	12	Sykes	27	Gilbert	7	Turner	8
F27	North Texas*	L	71-74	Averette	4	Forbes	19	Sykes	12	Hooper	6	Turner	14
M6	vs. Louisiana-Lafayette												
M7	vs. North Texas (if advance)												
M8	Sun Belt Semifinals												
M9	Sun Belt Final												

STARTERS VS. BENCH

Date	Opponent	W/L	Score	Starter Points			Bench Points		
				ULM	Opt.	Diff.	ULM	Opt.	Diff.
N13	at LSU	L	62-86	35	62	-27	27	20	+7
N15	Alcorn State	W	82-66	46	53	-7	36	13	+23
N17	at Oklahoma	L	61-72	51	55	-2	10	17	-7
N21	at Morehead State	W	74-73	65	40	+25	9	33	-24
N24	Grambling State	W	76-66	61	61	0	15	5	+10
N27	at Centenary	L	84-94	35	52	-17	49	42	+7
D2	Louisiana Tech	L	73-76	46	64	-18	27	12	+15
D5	at Alabama	L	46-74	29	51	-22	17	23	-6
D13	at North Texas*	L	62-79	32	73	-41	30	6	+24
D16	at Northern Colorado	L	84-95	56	63	-7	28	32	-4
D19	at Denver*	L	65-87	47	47	0	18	40	-22
D22	Harding	W	74-61	42	40	+2	32	21	+11
D28	Univ. of the Southwest	W	99-70	72	57	+15	27	13	+14
D31	Troy*	L	82-83	34	63	-29	48	20	+28
J2	UALR*	W	68-64	60	42	+18	8	22	-14
J7	at Florida International*	L	56-62	38	40	-2	18	22	-4
J9	at Florida Atlantic*	L	61-74	39	56	-17	22	18	+4
J14	South Alabama*	W	61-58	42	43	-1	19	15	+4
J16	Denver*	W	64-53	25	42	-17	39	11	+28
J21	Middle Tennessee*	L	60-69	53	63	-10	7	6	+1
J23	at New Orleans*	W	48-47	37	38	-1	11	9	+2
J28	at Troy*	L	56-75	43	49	-6	13	26	-13
J30	Louisiana-Lafayette*	L	67-72	50	47	+3	17	25	-8
F4	Western Kentucky*	W	67-66	51	56	-5	16	10	+6
F11	at UALR*	W	67-64	54	41	+13	13	23	-10
F15	at Arkansas State*	L	52-69	38	45	-7	14	24	-10
F18	New Orleans*	L	73-82	45	73	-28	28	9	+19
F20	at Louisiana-Lafayette*	L	71-73	56	62	-6	15	11	+4
F27	North Texas*	L	71-74	55	53	+2	16	21	-5
M6	vs. Louisiana-Lafayette								
M7	vs. North Texas (if advance)								
M8	Sun Belt Semifinals								
M9	Sun Belt Final								
TOTALS				1337	1531	-194	629	549	+80
AVERAGES				46.1	52.8	-6.7	21.7	18.9	+2.8

GAME-BY-GAME PLAYER STATISTICS (PTS-REB-AST)

		00 • HOOPER	1 • FUSELIER	2 • CARR	3 • TURNER	5 • FORBES	10 • WILLIAMS	12 • AVERETTE	13 • SYKES
N13	at LSU	11-6-0	10-1-4	2-1-0	3-2-0	2-0-1	DND	DND	7-6-0
N15	Alcorn State	18-2-3	8-2-2	5-4-0	4-6-0	8-4-0	DND	DND	16-5-1
N17	at Oklahoma	17-5-2	2-1-1	0-1-1	12-5-0	11-2-0	DND	DND	4-5-0
N21	at Morehead State	16-1-2	2-1-2	0-0-0	4-3-1	17-4-1	DND	DND	5-0-0
N24	Grambling State	7-3-7	0-0-0	8-3-1	14-7-0	17-4-0	DND	DND	2-3-1
N27	at Centenary	4-8-4	13-1-3	3-1-0	6-6-0	2-5-2	DND	DND	13-6-0
D2	Louisiana Tech	23-3-2	0-1-0	5-1-1	7-4-0	7-6-2	DND	DND	15-9-1
D5	at Alabama	7-5-1	4-0-0	0-3-2	4-1-1	5-3-1	DND	DND	7-7-0
D13	at North Texas*	10-3-0	6-0-1	2-2-0	3-3-1	4-3-1	DND	DND	13-9-1
D16	at Northern Colorado	7-0-2	2-3-2	8-5-3	1-2-0	25-4-2	DND	DND	5-4-2
D19	at Denver*	15-3-1	9-2-1	5-2-0	5-4-0	21-2-3	DND	DND	6-3-0
D22	Harding	15-10-2	4-3-4	3-3-0	21-14-1	8-3-2	DND	DND	13-7-0
D28	Univ. of the Southwest	16-6-7	6-0-4	3-3-3	20-6-0	19-7-0	DND	DND	16-7-1
D31	Troy*	15-4-0	2-0-0	6-3-1	12-7-0	0-1-2	DND	DND	23-8-1
J2	UALR*	28-4-1	6-0-3	2-2-1	6-8-0	12-6-2	DND	DND	2-9-2
J7	at Florida International*	3-4-3	5-4-2	12-7-2	13-7-0	9-5-0	DND	DND	4-3-0
J9	at Florida Atlantic*	0-5-4	0-0-0	7-3-4	8-9-0	24-4-0	DND	DND	14-8-0
J14	South Alabama*	7-1-2	DND	9-5-3	0-1-0	14-4-2	DND	DND	6-3-0
J16	Denver*	14-2-3	DND	4-4-2	19-1-1	5-2-2	DND	DND	11-10-1
J21	Middle Tennessee*	7-2-4	DND	6-2-0	12-6-1	14-4-0	0-1-3	DND	7-5-1
J23	at New Orleans*	5-4-2	0-0-0	10-4-3	9-3-0	10-8-0	2-4-1	2-1-0	7-1-0
J28	at Troy*	DNP	DNP	8-4-2	10-11-0	11-2-0	1-5-6	3-1-2	10-4-1
J30	Louisiana-Lafayette*	5-1-4	DNP	0-1-2	12-9-0	23-4-0	7-2-2	4-2-3	8-3-1
F4	Western Kentucky*	DND	DNP	10-3-4	11-8-0	22-5-0	2-1-2	6-2-2	6-2-1
F11	at UALR*	DND	0-0-1	4-2-0	20-8-0	16-4-1	0-1-3	9-2-4	8-4-0
F15	at Arkansas State*	3-0-0	0-2-1	DND	0-3-0	11-3-0	2-1-7	11-2-0	14-5-0
F18	New Orleans*	12-2-3	4-0-2	DND	0-1-1	13-3-1	2-4-2	16-2-4	8-8-0
F20	at Louisiana-Lafayette*	9-4-3	DNP	DND	8-8-0	12-7-1	2-0-2	6-4-1	27-5-0
F27	North Texas*	6-6-7	0-0-3	DND	14-4-0	19-7-1	2-0-0	4-1-1	12-8-0
M6	vs. Louisiana-Lafayette								
M7	vs. North Texas (if advance)								
M8	Sun Belt Semifinals								
M9	Sun Belt Final								

		21 • NELSON	22 • GILBERT	23 • THOMAS	24 • HILL	25 • MINGO	41 • RIBEIRO	45 • BURT
N13	at LSU	DND	8-4-1	11-3-1	0-0-0	DND	0-2-0	8-3-0
N15	Alcorn State	DND	14-4-1	2-2-2	1-2-2	DND	DND	6-4-0
N17	at Oklahoma	DND	5-4-1	6-0-0	2-0-0	DND	DND	2-3-0
N21	at Morehead State	DND	16-4-1	0-1-0	12-1-3	DND	DND	2-2-0
N24	Grambling State	DND	18-4-4	1-2-1	5-2-0	DND	DNP	4-3-0
N27	at Centenary	DND	18-8-1	19-4-1	5-3-1	DND	0-0-0	1-3-0
D2	Louisiana Tech	DND	10-6-0	6-0-1	0-0-0	DND	0-0-0	DNP
D5	at Alabama	DND	10-3-0	0-1-0	3-2-0	DND	6-5-0	0-0-0
D13	at North Texas*	DND	10-1-0	6-3-0	5-1-0	DND	0-2-0	3-6-0
D16	at Northern Colorado	DND	16-5-2	DND	14-1-2	DND	0-0-0	6-2-0
D19	at Denver*	DND	2-0-0	DND	2-0-0	DND	DNP	0-1-0
D22	Harding	DND	7-3-1	DND	2-2-0	DND	DND	1-1-0
D28	Univ. of the Southwest	0-1-0	11-8-0	DND	8-4-0	DND	DND	DNP
D31	Troy*	DNP	5-5-1	DND	17-1-2	DND	DND	2-0-0
J2	UALR*	DNP	8-4-1	DND	0-1-3	DND	DND	4-3-0
J7	at Florida International*	DNP	8-3-2	DND	2-0-0	DND	DND	0-0-0
J9	at Florida Atlantic*	2-1-0	0-2-0	DND	3-2-2	DND	DND	3-0-0
J14	South Alabama*	0-1-0	11-7-0	DND	13-0-3	DND	DND	1-2-0
J16	Denver*	DNP	2-2-0	DND	9-3-1	DND	DND	0-0-0
J21	Middle Tennessee*	0-0-0	14-10-0	DND	DND	DND	DND	0-1-0
J23	at New Orleans*	DND	3-4-0	DND	DND	DND	DND	0-1-0
J28	at Troy*	DNP	13-8-3	DND	DND	DND	DND	0-0-0
J30	Louisiana-Lafayette*	DNP	8-8-0	DND	DND	DND	DND	DNP
F4	Western Kentucky*	DND	9-3-2	DND	DND	DND	DND	1-2-0
F11	at UALR*	DND	10-9-1	DND	DND	DND	DND	0-1-0
F15	at Arkansas State*	DND	9-3-1	DND	DND	DND	DND	2-4-0
F18	New Orleans*	DND	18-3-0	DND	DND	DND	DND	0-1-0
F20	at Louisiana-Lafayette*	DND	7-5-0	DND	DND	DND	DND	0-0-0
F27	North Texas*	DND	12-6-0	DND	DND	DND	DND	2-1-0
M6	vs. Louisiana-Lafayette							
M7	vs. North Texas (if advance)							
M8	Sun Belt Semifinals							
M9	Sun Belt Final							

GAME-BY-GAME TEAM STATISTICS

Date	Game	W/L	Score	FG-FGA	PCT.	3F-3PA	PCT.	FT-FTA	PCT.	O-D	TOT	F/EJ	A	TO	BLK	STL	1st	2nd	ot	ot	TP
N13	ULM at LSU	L	62	24-60	.400	6-16	.375	8-13	.615	11-22	33	18/1	7	19	2	8	29	33	-	-	62
			82	31-67	.463	5-21	.238	15-20	.750	16-27	43	16/0	19	13	4	11	40	42	-	-	82
N15	ULM Alcorn State	W	82	26-55	.473	8-16	.500	22-30	.733	9-27	36	27/1	11	22	8	12	49	33	-	-	82
			66	21-59	.356	3-14	.214	21-31	.667	16-23	39	24/1	10	26	4	8	35	31	-	-	66
N17	ULM at Oklahoma	L	61	25-55	.455	6-19	.316	5-5	1.00	12-15	27	23/1	5	17	1	8	24	37	-	-	61
			72	21-44	.477	6-17	.353	24-29	.828	10-17	27	9/0	11	13	3	6	27	45	-	-	72
N21	ULM at Morehead State	W	74	24-44	.545	10-21	.476	16-26	.615	7-16	23	20/0	10	15	2	6	36	38	-	-	74
			73	25-53	.472	7-16	.438	16-21	.762	16-19	35	26/0	14	14	3	7	35	38	-	-	73
N24	ULM Grambling State	W	76	20-41	.488	8-18	.444	28-40	.700	6-28	34	26/1	14	21	6	10	39	37	-	-	76
			66	20-57	.351	4-14	.286	22-29	.759	11-19	30	28/2	7	15	2	7	26	40	-	-	66
N27	ULM at Centenary	L	84	27-64	.422	3-14	.214	27-36	.750	19-30	49	25/1	12	21	5	5	33	51	-	-	84
			94	30-61	.492	5-13	.385	29-35	.829	6-23	29	29/4	17	12	2	11	40	54	-	-	94
D2	ULM Louisiana Tech	L	73	21-55	.382	8-18	.444	23-30	.767	12-22	34	24/1	7	16	1	6	34	39	-	-	73
			76	27-61	.443	7-20	.350	15-25	.600	18-24	42	24/3	14	16	4	7	39	37	-	-	76
D5	ULM at Alabama	L	46	17-48	.354	4-12	.333	8-11	.727	12-24	36	15/0	5	23	1	2	23	23	-	-	46
			74	30-60	.500	5-18	.278	9-12	.750	8-21	29	16/0	17	9	7	16	38	36	-	-	74
D13	ULM at North Texas*	L	62	21-58	.362	5-21	.238	15-21	.714	17-17	34	22/0	4	18	2	8	33	29	-	-	62
			79	28-49	.571	8-15	.533	15-25	.600	10-23	33	21/1	17	18	4	7	35	44	-	-	79
D16	ULM at Northern Colorado	L	84	26-49	.531	9-16	.563	23-33	.697	8-21	29	25/1	15	21	3	8	36	48	-	-	84
			95	30-58	.517	11-22	.500	24-33	.727	12-21	33	25/0	17	15	1	10	47	48	-	-	95
D19	ULM at Denver*	L	65	23-46	.500	5-9	.556	14-23	.609	8-12	20	15/5	5	11	1	8	35	30	-	-	65
			87	31-44	.705	13-23	.565	12-16	.750	4-21	25	21/5	25	14	8	3	42	45	-	-	87
D22	ULM Harding	W	74	24-59	.407	2-13	.154	24-40	.600	19-29	48	25/0	10	19	6	13	34	40	-	-	74
			61	18-52	.346	5-20	.250	20-28	.714	7-21	28	29/2	10	24	3	9	35	26	-	-	61
D28	ULM Univ. of the Southwest	W	99	34-56	.607	6-15	.400	25-30	.833	17-27	44	16/0	15	8	2	6	50	49	-	-	99
			70	24-57	.421	9-29	.310	13-20	.650	9-8	17	21/0	13	8	1	6	40	30	-	-	70
D31	ULM Troy*	L	82	23-59	.390	6-19	.316	30-36	.833	15-17	32	15/1	7	9	2	9	35	47	-	-	82
			83	35-56	.625	9-19	.474	4-8	.500	7-23	30	25/2	22	15	8	3	48	35	-	-	83
J2	ULM UALR*	W	68	24-62	.387	11-26	.423	9-14	.643	16-26	42	13/0	13	15	1	5	32	36	-	-	68
			64	24-59	.407	10-23	.435	6-12	.500	9-23	32	15/0	9	12	5	5	35	29	-	-	64
J7	ULM at FIU*	L	56	20-54	.370	5-20	.250	11-14	.786	13-22	35	16/0	9	19	5	8	23	33	-	-	56
			62	25-65	.385	6-20	.300	6-10	.600	21-23	44	14/0	13	17	5	8	28	34	-	-	62
J9	ULM at Florida Atlantic*	L	61	23-49	.469	3-12	.250	12-18	.667	12-25	37	13/0	10	21	3	4	22	39	-	-	61
			74	29-56	.518	8-18	.444	8-12	.667	5-16	21	15/0	19	9	4	8	39	35	-	-	74
J14	ULM South Alabama*	W	61	15-50	.300	7-21	.333	24-30	.800	13-16	29	26/0	10	16	5	12	31	30	-	-	61
			58	19-48	.396	3-13	.231	17-25	.680	16-24	40	20/0	10	23	1	7	25	33	-	-	58
J16	ULM Denver*	W	64	17-35	.486	4-11	.364	26-30	.867	6-19	25	14/0	10	17	1	11	28	36	-	-	64
			53	18-42	.429	11-28	.393	6-8	.750	5-13	18	20/0	15	19	4	5	28	25	-	-	53
J21	ULM Middle Tennessee*	L	60	18-45	.400	8-23	.348	16-22	.727	6-28	34	20/0	9	22	2	6	21	39	-	-	60
			69	20-55	.364	6-18	.333	23-26	.885	8-22	30	17/0	14	12	0	9	32	37	-	-	69
J23	ULM at New Orleans*	W	48	13-47	.277	3-17	.176	19-27	.704	11-23	34	23/0	6	13	1	9	21	27	-	-	48
			47	15-38	.395	4-14	.286	13-28	.464	7-29	36	23/1	11	17	2	3	13	34	-	-	47
J28	ULM at Troy*	L	56	19-58	.328	6-24	.250	12-19	.632	15-21	36	13/0	14	13	4	10	31	25	-	-	56
			75	29-55	.527	11-19	.579	6-10	.600	9-27	36	19/0	17	14	0	7	41	34	-	-	75
J30	ULM Louisiana-Lafayette*	L	67	22-53	.415	5-16	.313	18-25	.720	9-22	31	25/1	12	14	1	5	32	35	-	-	67
			72	24-54	.444	2-12	.167	22-28	.786	10-27	37	22/1	12	10	2	7	31	41	-	-	72
F4	ULM Western Kentucky*	W	67	23-51	.451	8-16	.500	13-17	.765	10-17	27	13/0	11	11	6	4	38	29	-	-	67
			66	23-52	.442	6-16	.375	14-18	.778	10-21	31	19/0	15	10	5	7	28	38	-	-	66
F11	ULM at UALR*	W	67	22-57	.386	4-20	.200	19-22	.864	18-19	37	21/1	10	16	2	3	22	45	-	-	67
			64	21-50	.420	4-14	.286	18-24	.750	12-19	31	20/0	9	11	6	6	24	40	-	-	64
F15	ULM at Arkansas State*	L	52	19-56	.339	6-26	.231	8-12	.667	13-18	31	17/1	9	12	2	5	23	29	-	-	52
			69	26-50	.520	7-14	.500	10-14	.714	8-25	33	17/0	19	11	3	3	34	35	-	-	69
F18	ULM New Orleans*	L	73	22-48	.458	13-26	.500	16-22	.727	7-18	25	25/2	13	14	0	2	32	41	-	-	73
			82	29-47	.617	6-11	.545	18-27	.667	6-19	25	23/1	13	11	5	5	44	38	-	-	82
F20	ULM at Louisiana-Lafayette*	L	71	24-51	.471	4-8	.500	19-26	.731	13-23	36	21/0	7	14	2	4	38	33	-	-	71
			73	25-50	.500	11-19	.579	12-19	.632	7-17	24	19/1	14	11	3	7	39	34	-	-	73
F27	ULM North Texas*	L	71	21-59	.356	6-19	.316	23-27	.852	15-22	37	28/2	12	20	7	8	23	48	-	-	71
			74	20-47	.426	7-14	.500	27-40	.675	12-24	36	25/1	13	22	4	6	34	40	-	-	74
M6	ULM vs. Louisiana-Lafayette																				

THE LAST TIME...

END OF GAME SITUATIONS

ULM won in the last second	Nov. 21, 2009, at Morehead State: Tony Hooper 15-foot jumper, 0.8 sec.
ULM lost in the last second	Dec. 2, 2009, vs. Louisiana Tech: Kyle Gibson corner three-pointer, 0.0 sec.
ULM played in overtime	Dec. 31, 2008, at UALR: UALR won 95-87
ULM won an overtime game	Nov. 30, 2007, at Iowa: ULM won 72-67
ULM lost an overtime game	Dec. 31, 2008, at UALR: UALR won 95-87

TEAM SCORING

ULM scored 80 or more points	Dec. 31, 2009, Troy - ULM lost 83-82
ULM scored 90 or more points	Dec. 28, 2009, U. of the Southwest - ULM won 99-70
ULM scored 100 or more points	Nov. 27, 2007, Alcorn State - ULM won 105-75
ULM scored fewer than 50 points	Jan. 23, 2010, at New Orleans - ULM won 48-47
An opponent scored 100 point or more points	Nov. 29, 2008, at Tennessee Tech - Tennessee Tech won 108-70
An opponent scored fewer than 50 points	Jan. 23, 2010, at New Orleans - ULM won 48-47

INDIVIDUAL SCORING

A player had 20 or more points	Feb. 20, 2010, at Louisiana-Lafayette: Tommie Sykes (27)
A player had 30 or more points	Dec. 30, 2006, Louisiana-Lafayette: Tony Hooper (32)
A player had 40 or more points	1970-71, Louisiana College: Henry Steele (40)
An opponent had 20 or more points	Feb. 20, 2010, at Louisiana-Lafayette: Tyren Johnson (26)
An opponent had 30 or more points	Dec. 31, 2009, Troy: Brandon Hazzard (30)

MULTIPLE DOUBLE-DIGIT SCORING

ULM had three double-digit scorers	Feb. 27, 2010, North Texas: D. Forbes, (19), R. Turner (14), L. Gilbert (12), T. Sykes (12)
ULM had four double-digit scorers	Feb. 27, 2010, North Texas: D. Forbes, (19), R. Turner (14), L. Gilbert (12), T. Sykes (12)
ULM had five double-digit scorers	Dec. 28, 2009, U. of the Southwest: R. Turner (20), D. Forbes (19), T. Hooper (16), T. Sykes (16), L. Gilbert (11)
ULM had two players with 20 or more points	Feb. 26, 2009, Denver: Dynile Forbes (24), Malcolm Thomas (24)

INDIVIDUAL REBOUNDING

A player had 10 or more rebounds	Jan. 28, 2010, at Troy: Rudy Turner (11)
A player had 15 or more rebounds	Jan. 24, 2008, Middle Tennessee: Lance Brasher (17)
A player had 20 or more rebounds	Dec. 3, 1983, Dayton: Terry Martin (22)
ULM had more than 30 rebounds	Feb. 27, 2010, North Texas: ULM (37)
ULM had more than 40 rebounds	Jan. 2, 2010, UALR: ULM (42)
ULM had more than 50 rebounds	Dec. 1, 2007, Rice: ULM (51)
ULM had fewer than 25 rebounds	Dec. 19, 2009, at Denver: ULM (20)

DOUBLE-DOUBLES

A player had a double-double (points-rebounds)	Jan. 28, 2010, at Troy: Rudy Turner (10 points, 11 rebounds)
A player had a double-double (points-assists)	Feb. 25, 2006, Lamar: Tony Hooper (12 points, 14 assists)
ULM had two players record a double-double	Dec. 22, 2009, Harding: R. Turner (21 points, 14 rebounds), T. Hooper (15 points, 10 rebounds)

ASSISTS

A player had five or more assists	Feb. 27, 2010, North Texas: Tony Hooper (7)
A player had 10 or more assists	Feb. 25, 2006, Lamar: Tony Hooper (14)
ULM had more than 10 assists	Feb. 27, 2010, North Texas: ULM (12)
ULM had more than 20 assists	Jan. 3, 2009, Union College: ULM (20)
ULM had fewer than 10 assists	Feb. 20, 2010, at Louisiana-Lafayette: ULM (7)

BLOCKS

A player had five or more blocks	Feb. 4, 2010, Western Kentucky: Rudy Turner (6)
A player had 10 or more blocks	Feb. 16, 2002, Nicholls State: Wojciech Myrda (11)
ULM had more than five blocks	Feb. 27, 2010, North Texas: ULM (7)
ULM had more than 10 blocks	Dec. 2, 2006, William Carey: ULM (10)
ULM had fewer than five blocks	Feb. 20, 2010, at Louisiana-Lafayette: ULM (2)

STEALS

A player had five or more steals	Jan. 16, 2010, Denver: Dynile Forbes (5)
A player had 10 or more steals	1983, McNeese State: Arthur Hayes (10)
ULM had more than five steals	Feb. 27, 2010, North Texas: ULM (8)
ULM had more than 10 steals	Jan. 28, 2010, at Troy: ULM (10)
ULM had fewer than five steals	Feb. 20, 2010, at Louisiana-Lafayette: ULM (4)

THE LAST TIME...

FIELD GOALS MADE

<u>ULM had more than 20 field goals made</u>	Feb. 27, 2010, North Texas: ULM (21)
<u>ULM had more than 30 field goals made</u>	Dec. 28, 2009, U. of the Southwest: ULM (34)
<u>ULM had fewer than 20 field goals made</u>	Feb. 15, 2010, at Arkansas State: ULM (19)

FIELD GOAL ATTEMPTS

<u>ULM had more than 50 field goal attempts</u>	Feb. 27, 2010, North Texas: ULM (59)
<u>ULM had more than 60 field goal attempts</u>	Jan. 2, 2010, UALR: ULM (62)
<u>ULM had more than 70 field goal attempts</u>	Feb. 22, 2007, Denver: ULM (73)
<u>ULM had fewer than 40 field goal attempts</u>	Jan. 16, 2010, Denver: ULM (35)

FIELD GOAL PERCENTAGE

<u>ULM shot over 50 percent from the field</u>	Dec. 28, 2009, U. of the Southwest: ULM 60.7 percent (34-for-56)
<u>ULM shot over 60 percent from the field</u>	Dec. 28, 2009, U. of the Southwest: ULM 60.7 percent (34-for-56)
<u>ULM shot less than 40 percent from the field</u>	Feb. 27, 2010, North Texas: ULM 35.6 percent (21-for-59)

3-POINT FIELD GOALS

<u>ULM had more than 10 three-point field goals</u>	Feb. 18, 2010, New Orleans: ULM (13)
<u>ULM had more than 15 three-point field goals</u>	Jan. 24, 2008, Middle Tennessee: ULM (15)
<u>ULM had fewer than 10 three-point field goals</u>	Feb. 27, 2010, North Texas: ULM (6)

3-POINT FIELD GOAL ATTEMPTS

<u>ULM had more than 20 three-point field goal attempts</u>	Feb. 18, 2010, New Orleans: ULM (26)
<u>ULM had more than 30 three-point field goal attempts</u>	Jan. 31, 2008, at Troy: ULM (34)
<u>ULM had fewer than 10 three-point field goals attempts</u>	Feb. 20, 2010, at Louisiana-Lafayette: ULM (8)

3-POINT FIELD GOAL PERCENTAGE

<u>ULM shot over 40 percent on three-pointers</u>	Feb. 20, 2010, at Louisiana-Lafayette: ULM 50.0 percent (4-for-8)
<u>ULM shot over 50 percent on three-pointers</u>	Feb. 20, 2010, at Louisiana-Lafayette: ULM 50.0 percent (4-for-8)
<u>ULM shot less than 30 percent on three-pointers</u>	Feb. 15, 2010, at Arkansas State: ULM 23.1 percent (6-for-26)

FREE THROWS MADE

<u>ULM had more than 20 free throws made</u>	Feb. 27, 2010, North Texas: ULM (23)
<u>ULM had more than 30 free throws made</u>	Dec. 31, 2009, Troy: ULM (30)
<u>ULM had fewer than 10 free throws made</u>	Feb. 15, 2010, at Arkansas State: ULM (8)

FREE THROW ATTEMPTS

<u>ULM had more than 20 free throw attempts</u>	Feb. 27, 2010, North Texas: ULM (27)
<u>ULM had more than 30 free throw attempts</u>	Jan. 16, 2010, Denver: ULM (30)
<u>ULM had more than 40 free throw attempts</u>	Dec. 22, 2009, Harding: ULM (40)
<u>ULM had fewer than 10 free throw attempts</u>	Nov. 17, 2007, at Oklahoma: ULM (5)

FREE THROW PERCENTAGE

<u>ULM shot over 70 percent on free throws</u>	Feb. 27, 2010, North Texas: ULM 85.2 percent (23-for-27)
<u>ULM shot over 80 percent on free throws</u>	Feb. 27, 2010, North Texas: ULM 85.2 percent (23-for-27)
<u>ULM shot over 90 percent on free throws</u>	Nov. 17, 2007, at Oklahoma: ULM 100.0 percent (5-for-5)
<u>ULM shot less than 50 percent on free throws</u>	Nov. 17, 2008, at Mississippi State: ULM 35.7 percent (5-for-14)

FOULS

<u>ULM had more than 10 fouls</u>	Feb. 27, 2010, North Texas: ULM (28)
<u>ULM had more than 20 fouls</u>	Feb. 27, 2010, North Texas: ULM (28)
<u>ULM had fewer than 10 fouls</u>	Dec. 22, 2007, Texas-Tyler: ULM (8)

TURNOVERS

<u>ULM had more than 10 turnovers</u>	Feb. 27, 2010, North Texas: ULM (20)
<u>ULM had more than 20 turnovers</u>	Jan. 21, 2010, Middle Tennessee: ULM (22)
<u>ULM had fewer than 10 turnovers</u>	Dec. 31, 2009, Troy: ULM (9)

TEAM AND INDIVIDUAL SUPERLATIVES

TEAM SUPERLATIVES

ULM	HIGHS	LOWS
Points	99, U. of the Southwest (Dec. 28)	46, at Alabama (Dec. 5)
Field Goals	34, U. of the Southwest (Dec. 28)	13, at New Orleans (Jan. 23)
Field Goal Attempts	64, at Centenary (Nov. 27)	35, Denver (Jan. 16)
Field Goal Percentage	.607, U. of the Southwest (Dec. 28)	.277, at New Orleans (Jan. 23)
Three-Point Field Goals	13, New Orleans (Feb. 18)	2, Harding (Dec. 22)
Three-Point Attempts	26, three times, New Orleans (Feb. 18)	9, at Denver (Dec. 19)
Three-Point Percentage	.563, at Northern Colorado (Dec. 16)	.154, Harding (Dec. 22)
Free Throws	30, Troy (Dec. 31)	5, at Oklahoma (Nov. 17)
Free Throw Attempts	40, Grambling State (Nov. 24)	5, at Oklahoma (Nov. 17)
Free Throw Percentage	1.00, at Oklahoma (Nov. 17)	.600, Harding (Dec. 22)
Rebounds	49, at Centenary (Nov. 27)	20, at Denver (Dec. 19)
Offensive Rebounds	19, at Centenary (Nov. 27)	6, three times, last: Middle Tennessee (Jan. 21)
Defensive Rebounds	19, Harding (Dec. 22)	
Personal Fouls	30, at Centenary (Nov. 27)	12, at Denver (Dec. 19)
Assists	28, North Texas (Feb. 27)	13, four times, last: Western Kentucky (Feb. 4)
Turnovers	15, at Northern Colorado (Dec. 16)	4, at North Texas (Dec. 13)
Blocked Shots	15, U. of the Southwest (Dec. 28)	
Steals	23, at Alabama (Dec. 5)	8, U. of the Southwest (Dec. 28)
	8, Alcorn State (Nov. 15)	0, New Orleans (Feb. 18)
	13, Harding (Dec. 22)	2, at Alabama (Dec. 5)
		2, New Orleans (Feb. 18)

OPPONENTS	HIGHS	LOWS
Points	95, at Northern Colorado (Dec. 16)	47, at New Orleans (Jan. 23)
Field Goals	35, Troy (Dec. 31)	15, at New Orleans (Jan. 23)
Field Goal Attempts	67, at LSU (Nov. 13)	38, at New Orleans (Jan. 23)
Field Goal Percentage	.705, at Denver (Dec. 19)	.346, Harding (Dec. 22)
Three-Point Field Goals	13, at Denver (Dec. 19)	2, Louisiana-Lafayette (Jan. 30)
Three-Point Attempts	29, U. of the Southwest (Dec. 28)	11, New Orleans (Feb. 18)
Three-Point Percentage	.579, at Louisiana-Lafayette (Feb. 20)	.167, Louisiana-Lafayette (Jan. 30)
Free Throws	29, at Centenary (Nov. 27)	4, Troy (Dec. 31)
Free Throw Attempts	40, North Texas (Feb. 27)	8, Troy (Dec. 31)
Free Throw Percentage	.885, Middle Tennessee (Jan. 21)	8, Denver (Jan. 16)
Rebounds	44, at FIU (Jan. 7)	17, U. of the Southwest (Dec. 28)
Offensive Rebounds	18, Louisiana Tech (Dec. 2)	5, at Florida Atlantic (Jan. 9)
Defensive Rebounds	27, three times, last: Louisiana-Lafayette (Jan. 30)	5, Denver (Jan. 16)
Personal Fouls	29, at Centenary (Nov. 27)	8, U. of the Southwest (Dec. 28)
Assists	29, Harding (Dec. 22)	9, at Oklahoma (Nov. 17)
Turnovers	25, at Denver (Dec. 19)	7, Grambling State (Nov. 24)
Blocked Shots	26, Alcorn State (Nov. 15)	8, U. of the Southwest (Dec. 28)
Steals	8, at Denver (Dec. 19)	0, Middle Tennessee (Jan. 21)
	8, Troy (Dec. 31)	0, at Troy (Jan. 28)
	16, at Alabama (Dec. 5)	3, three times, last: at New Orleans (Jan. 23)

INDIVIDUAL SUPERLATIVES

INDIVIDUALS	ULM	OPPONENTS
Points	28, Tony Hooper, UALR (Jan. 2)	30, Brandon Hazzard, Troy (Dec. 31)
Field Goals	10, Tony Hooper, UALR (Jan. 2)	12, Brandon Hazzard, Troy (Dec. 31)
Field Goal Attempts	23, Tony Hooper, UALR (Jan. 2)	21, Brandon Hazzard, Troy (Dec. 31)
Field Goal Percentage (Min. 5 Made)	1.00, Rudy Turner, at Oklahoma (Nov. 17)	1.00, twice, last: Vernon Taylor, Troy (Dec. 31)
Three-Point Field Goals	8, Tony Hooper, UALR (Jan. 2)	6, Brandon Hazzard, Troy (Dec. 31)
Three-Point Attempts	16, Tony Hooper, UALR (Jan. 2)	12, Bo Spencer, at LSU (Nov. 13)
Three-Point Percentage (Min. 3 Made)	.857, Dynile Forbes, Western Kentucky (Feb. 4)	12, Brandon Hazzard, Troy (Dec. 31)
Free Throws	1.00, Tristian Thompson, at North Texas (Dec. 13)	1.00, Andrew Hooper, at Denver (Dec. 19)
Free Throw Attempts	1.00, Rudy Turner, Denver (Jan. 16)	13, Josh White, North Texas (Feb. 27)
Free Throw Percentage (Min. 7 Made)	1.00, Tommie Sykes, Alcorn State (Nov. 15)	16, Josh White, North Texas (Feb. 27)
Rebounds	1.00, Rudy Turner, Denver (Jan. 16)	1.00, four times, last: Washington, Middle Tennessee (Jan. 21)
Assists	14, Rudy Turner, Harding (Dec. 22)	16, George Odufuwa, North Texas (Feb. 27)
Turnovers	7, four times, last: Tony Hooper, North Texas (Feb. 27)	11, Michael Vogler, Troy (Dec. 31)
Blocked Shots	6, five times, last: Turner, Louisiana-Lafayette (Jan. 30)	8, Tim Williams, South Alabama (Jan. 14)
Steals	6, Rudy Turner, Western Kentucky (Feb. 4)	8, Josh White, North Texas (Feb. 27)
	5, Dynile Forbes, Denver (Jan. 16)	5, Jeremy Evans, Western Kentucky (Feb. 4)
		6, Tony Mitchell, at Alabama (Dec. 5)



Orlando Early

Head Coach » Gardner Webb '90
Fifth Season » Career Record 59-91

On April 11, 2005, former Alabama assistant Orlando Early was named the sixth head coach of the ULM men's basketball program. An enthusiastic leader and proven winner, Early instantly became the face of one of the region's most historic programs, leading the Warhawks into the Sun Belt Conference and establishing him as one of the rising stars of the collegiate basketball coaching fraternity.

Now entering his fifth season at the helm, Early has proven himself in short time as the best man to return the program to the successes it experienced during its gloried past.

Under Early's guidance, the Warhawks have returned to their dominant ways inside Fant-Ewing Coliseum posting a 36-18 home record in his first four seasons. During one stretch, including the entire 2006-07 season, ULM rattled off 15-consecutive home victories – a streak that reached as high as sixth nationally before it ended on a buzzer-beating shot.

With only four seasons under his belt at ULM, it hasn't taken long for Early to experience the highs and lows that come with being the head coach of collegiate basketball program. He was hired with the daunting task of succeeding the program's only 400-game winner and the Southland Conference's all-time winningest coach in Mike Vining.

The off-court challenges came before Early's first ULM squad ever took to the floor. On August 23, 2005 – just over four months after the coach's appointment – the southern half of the Warhawks home state was ravaged by Hurricane Katrina. The squad featured two players and an assistant coach directly affected by the disaster. Already an uphill battle with a program that failed to tally double-digit wins for the first time in 46 seasons, Early guided the team to a 10-18 overall record.

One year later the Warhawks joined the Sun Belt Conference and, under Early's guidance, made their presence known immediately. Picked in the 2006-07 preseason league polls to finish last, the Early-led Warhawks raced out to a 4-0 league start and ended the season with an 11-7 conference mark. With an 18-14 overall record marking the program's first winning campaign since the 2001-02 season, ULM won a share of the West Division title. The team advanced to the quarterfinal round of the Sun Belt Conference tournament before being knocked out – in overtime – by eventual champion North Texas.

ULM's postseason win and winning league record were also the first for the program since the 2001-02 campaign.

Having taken the league by storm during his sophomore campaign, Early garnered Coach of the Year honors from four different outlets, including the Sun Belt Conference, Louisiana Association of Basketball Coaches, Louisiana Sports Writers Association, and National Association of Basketball Coaches. Early also ended the 2006-07 season as a finalist for the Hugh Durham Mid-Major Coach of the Year award.

With high expectations for the 2007-08 season, ULM opened at eventual national champion Kansas and became the only program on the season to convert on better than 50 percent of their field goals in the loss to the Jayhawks. ULM challenged nationally ranked Michigan State in the CBE Classic before breaking out with a win over the Big 10's Iowa in the opening round of the Hawkeye Challenge.

From hunter to hunted, ULM entered the conference slate with a .500 record and ready to defend its divisional title from the previous season. A buzzer-beating shot in the league opener, coupled with some unlucky bounces along the way culminated in a 10-21 season that ended with a first-round loss at Middle Tennessee in the Sun Belt Conference tournament.

The 2008-09 campaign saw a major improvement on the court for a Warhawk team that had struggled the year before. Despite seeing both starting

guards go down due to injuries before the end of the first month – one the final blow of his career – the Early-led Warhawks were able to knock off a pair of NCAA Tournament participant teams and give the Big 12's Colorado Buffaloes a scare on the road before falling in the closing seconds.

ULM also enjoyed a two-win increase in league play and, entering the final weekend of the regular season, was in contention for a first round home game in the league tournament. The Warhawks were unable to vault into the top eight, but finished the season three positions higher than the year before. Traveling limited numbers and down three starters from the beginning of the season, ULM fell to Denver in the opening round of the tournament to wrap up the season.

Through his first four seasons as a head coach, Early has led the Warhawks to a 48-73 overall record.

Beginning his collegiate coaching career as an assistant coach at his alma mater, Gardner-Webb, in the 1993-94 season, Early began a meteoric rise over the next ten years. His work in a supporting role became nationally recognized and culminated in an appearance in Athlon magazine's Fall 2004 basketball issue as the third best assistant coach in the nation.

With Early on the sideline, teams have posted a winning record nine times – including five seasons with 20 or more wins – and advanced to the NCAA Tournament on seven occasions.

After two seasons with his alma mater, Early joined the staff at Western Carolina for the 1995-96 season. In his first year as an assistant with the Catamounts, Early helped the team to the Southern Conference championship and his first NCAA Tournament appearance. One year later, he was promoted to associate head coach – a position he served in for two seasons.

Prior to the 1998-99 season, Early continued his coaching ascent by joining Bobby Lutz's staff as an assistant at UNC-Charlotte. In three seasons with the 49ers, Early helped the team to a pair of Conference USA titles, two NCAA Tournament appearances, an NIT appearance and 62-38 overall record.

Three years later Alabama's Mark Gottfried came calling for Early and added him to his staff as an assistant coach prior to the 2001-02 season. On December 23 of his first season in Tuscaloosa, Alabama reached a No. 1 national ranking on their way to an SEC regular season championship and an NCAA Elite Eight appearance.

In four seasons with the Crimson Tide, Early helped the team to four-consecutive NCAA Tournaments. Alabama topped 20 wins three times with the ULM head coach on the sidelines and posted a combined 88-41 record.

Before starting his collegiate coaching career Early served as the floor general of the Gardner-Webb Running Bulldogs in Boiling Springs, N.C. As the team's point guard, he helped the team to the 1988 NAIA District 26 title.

A four-year letterwinner as a point guard, he graduated with a degree in accounting in 1990.

An avid teacher of the game, Early spends his summers teaching the game of basketball to youth in the Monroe, La. area. In the summer of 2008, Early returned to his hometown of Lebanon, Va. to conduct his first youth basketball camp in the area.

More than just a basketball teacher, Early has instilled in his players a responsibility to the community they live in. Following Hurricane Katrina Early and his first team of Warhawks volunteered during the relief efforts - lending an ear, serving food, and organizing supplies for those displaced by the disaster. This past summer, the Warhawks were at it again, helping ease the pain of those families that were displaced to Monroe, La. due to Hurricane's Gustav and Ike.

Early is married to the former Jualeah Johnson. The couple has three children, Nakita, Storm and Erica.

A native of Lebanon, Va., he was born on November 27, 1967.

ORLANDO EARLY HEAD COACHING CAREER YEAR-BY-YEAR

School	Season	Total	Overall	Home	Away	Neutral	League	Overall	Finish	Home	Away	Neutral
ULM	2005-06	28	10-18	8-5	2-12	0-1	SLC	6-10	10th	4-4	2-6	0-0
ULM	2006-07	32	18-14	14-0	2-13	2-1	Sun Belt	11-7	t-1st West	9-0	2-7	0-0
ULM	2007-08	31	10-21	5-7	3-14	2-0	Sun Belt	4-14	7th West	2-7	2-7	0-0
ULM	2008-09	30	10-20	8-6	2-14	0-0	Sun Belt	6-12	5th West	4-5	2-7	0-0
ULM	2009-10	29	11-18	8-6	3-12		Sun Belt	6-12	5th West	4-5	2-7	
	Totals	150	59-91	43-24	12-65	4-2	Sun Belt	33-55		23-21	10-34	0-0



00 Tony Hooper

Fifth-Year Senior » Guard » 5-11 » 175
Houston, Texas » Aldine HS

HOOPER NOTABLES

• Became ULM's all-time leader in steals with his 203rd career takeaway at Louisiana-Lafayette (Feb. 20).

• Hooper leads ULM in assists (69) and steals (43) and is second on the team in scoring (10.8 ppg).

• Has scored 1,555 points in his ULM career, ranking him sixth in school history.

• Made eight three-pointers against UALR (Jan. 2), tied for the second-best single-game performance in school history. Scored a season-best 28 points in the contest.

• Recorded his first double-double of the season, second in his career, against Harding (Dec. 22) with 15 points and a career-best 10 rebounds.

• At Morehead State (Nov. 21), Hooper hit a pull-up, 15-foot jumper with 0.8 seconds remaining to give ULM a 74-73 victory. It was the second-straight season Hooper made a shot late to beat Morehead State.

• With 227 made three-point field goals in his career, Hooper currently sits second in ULM history in made three-point baskets. Hooper trails just Paul Marshall (1994-96) with 256.

• Has 335 career assists, seventh all-time in ULM history. He is six behind Bobby Joe Douglas (1981-84) for sixth.

• Hooper earned Preseason All-Sun Belt honors for the third-straight season, being named to the preseason third team. Last season, Hooper earned second team honors; he was also a third team selection prior to the 2007-08 season.

2009-10 SEASON GAME-BY-GAME

Opponent	Date	GS	Min	FG	FGA	Pct	3FG	3FGA	Pct	FT	FTA	Pct	O	D	Tot	Avg	PF	FO	A	TO	Blk	Stl	Pts	Avg
at LSU	11/13/09	*	33	4	10	.400	3	5	.600	0	1	.000	0	6	6	6.0	2	0	0	4	0	0	11	11.0
ALCORN STATE	11/15/09	*	18	4	7	.571	2	2	1.000	8	10	.800	0	2	2	4.0	3	0	3	4	2	4	18	14.5
at Oklahoma	11/17/09	*	30	6	13	.462	4	7	.571	1	1	1.000	2	3	5	4.3	5	1	2	4	0	2	17	15.3
at Morehead State	11/21/09	*	27	5	9	.556	3	6	.500	3	6	.500	0	1	1	3.5	4	0	2	3	0	2	16	15.5
GRAMBLING STATE	11/24/09	*	33	1	8	.125	0	4	.000	5	8	.625	0	3	3	3.4	4	0	7	4	0	4	7	13.8
at Centenary	11/27/09	*	16	2	10	.200	0	3	.000	0	2	.000	2	6	8	4.2	1	0	4	4	0	1	4	12.2
LOUISIANA TECH	12/2/09	*	33	8	16	.500	6	10	.600	1	2	.500	0	3	3	4.0	3	0	2	3	0	0	23	13.7
at Alabama	12/5/09	*	35	2	9	.222	1	4	.250	2	2	1.000	0	5	5	4.1	3	0	1	2	0	1	7	12.9
at North Texas*	12/13/09	*	33	4	11	.364	2	6	.333	0	0	.000	3	0	3	4.0	4	0	0	3	0	1	10	12.6
at Northern Colorado	12/16/09	*	21	3	6	.500	1	2	.500	0	1	.000	0	0	0	3.6	5	1	2	5	0	2	7	12.0
at Denver*	12/19/09	*	34	5	8	.625	3	5	.600	2	4	.500	1	2	3	3.5	2	0	1	2	0	2	15	12.3
HARDING	12/22/09	*	30	6	13	.462	0	2	.000	3	4	.750	4	6	10	4.1	3	0	2	4	1	4	15	12.5
UNIV. OF SOUTHWEST	12/28/09	*	37	5	10	.500	2	6	.333	4	4	1.000	2	4	6	4.2	2	0	7	2	0	3	16	12.8
TROY*	12/31/09	*	38	6	16	.375	3	10	.300	0	1	.000	1	3	4	4.2	3	0	0	3	0	2	15	12.9
UALR*	1/2/10	*	36	10	23	.435	8	16	.500	0	0	.000	2	4	4	4.2	0	0	1	3	0	2	28	13.9
at FIU*	1/7/10	*	27	1	8	.125	1	8	.125	0	0	.000	0	4	4	4.2	4	0	3	4	1	2	3	13.3
at Florida Atlantic*	1/9/10	*	28	0	7	.000	0	4	.000	0	0	.000	5	5	4	4.2	1	0	4	6	0	0	12	12.5
SOUTH ALABAMA*	1/14/10	*	29	2	8	.250	2	5	.400	1	3	.333	1	0	1	4.1	5	1	2	2	0	4	7	12.2
DENVER*	1/16/10	*	37	3	8	.375	2	4	.500	6	6	1.000	0	2	2	3.9	3	0	3	5	0	1	14	12.3
MIDDLE TENNESSEE*	1/21/10	*	32	2	7	.286	1	5	.200	2	2	1.000	0	2	2	3.9	4	0	4	4	0	2	7	12.0
at New Orleans*	1/23/10	*	19	2	8	.250	1	6	.167	0	0	.000	0	4	4	3.9	4	0	2	2	0	1	5	11.7
at Troy*	1/28/10																							
LOUISIANA-LAFAYETTE*	1/30/10		27	2	6	.333	1	4	.250	0	0	.000	0	1	1	3.7	2	0	4	0	0	1	5	11.4
WESTERN KENTUCKY*	2/4/10																							
at UALR*	2/11/10																							
at Arkansas State*	2/15/10		8	1	5	.200	1	4	.250	0	0	.000	0	0	0	3.6	2	0	0	1	0	0	3	11.0
NEW ORLEANS*	2/18/10	*	27	3	11	.273	2	8	.250	4	4	1.000	0	2	2	3.5	3	0	3	4	0	0	12	11.0
at Louisiana-Lafayette*	2/20/10	*	25	3	7	.429	0	1	.000	3	3	1.000	2	4	3.5	3	0	3	1	0	1	9	11.0	
NORTH TEXAS*	2/27/10	*	34	2	10	.200	0	5	.000	2	2	1.000	3	6	3.6	4	0	7	4	0	1	6	10.8	
Totals			22	747	92	.254	49	142	.345	47	66	.712	23	71	94	3.6	79	3	69	83	4	43	280	10.8

	2009-10 SEASON BESTS	CAREER BESTS
Points	28 UALR (1/2/10)	32 Louisiana-Lafayette (12/30/06)
Field Goals	10 UALR (1/2/10)	11 Denver (2/22/07)
Field Goal Attempts	23 UALR (1/2/10)	23 UALR (1/2/10)
3-Point Field Goals	8 UALR (1/2/10)	8 UALR (1/2/10)
3-Point Field Goal Attempts	16 UALR (1/2/10)	16 UALR (1/2/10)
Free Throws	8 Alcorn State (11/15/09)	8 twice, last: Alcorn State (11/15/09)
Free Throw Attempts	10 Alcorn State (11/15/09)	12 at Western Kentucky (2/23/08)
Rebounds	10 Harding (12/22/09)	10 Harding (12/22/09)
Offensive Rebounds	4 Harding (12/22/09)	4 three times, last: Harding (12/22/09)
Defensive Rebounds	6 three times, last: Harding (12/22/09)	8 Eastern Illinois (11/10/06)
Assists	7 three times, last: North Texas (2/27/10)	14 Lamar (2/25/06)
Turnovers	6 at Florida Atlantic (1/9/10)	9 at South Alabama (12/20/05)
Blocks	2 Alcorn State (11/15/09)	2 twice, last: Alcorn State (11/15/09)
Steals	4 four times, last: South Alabama (1/14/10)	6 twice, last: (Nicholls State, 1/11/06)
Minutes	38 Troy (12/31/09)	43 North Texas (3/4/07)

CAREER STATISTICS

Year	G	S	Min	Avg	FG	FGA	FG%	3FG	3FGA	3FG%	FT	FTA	FT%	Off	Def	Reb	Avg	Foul	DQ	Ast	Avg	TO	Avg	Blk	Avg	Stl	Avg	Pts	Avg
2005-06	28	28	816	29.1	98	212	0.46	37	94	0.39	64	84	0.76	13	82	95	3.4	81	4	100	3.6	124	4.4	2	0.1	58	2.1	297	10.6
2006-07	32	32	995	31.1	169	421	0.40	76	222	0.34	79	107	0.74	28	94	122	3.8	101	3	86	2.7	101	3.2	6	0.2	53	1.7	493	15.4
2007-08	30	30	866	28.9	156	370	0.42	62	197	0.31	79	116	0.68	23	48	71	2.4	94	3	72	2.4	106	3.5	6	0.2	47	1.6	453	15.1
2008-09	4	3	98	24.5	11	44	0.25	3	19	0.16	7	14	0.50	3	9	12	3.0	8	0	8	2.0	6	1.5	0	0.0	3	0.8	32	8.0
2009-10	26	22	747	28.7	92	254	0.36	49	142	0.35	47	66	0.71	23	71	94	3.6	79	3	69	2.7	83	3.2	4	0.2	43	1.7	280	10.8
Career	120	115	3522	29.4	526	1301	0.40	227	674	0.34	276	387	0.71	90	304	394	3.3	363	13	335	2.8	420	3.5	18	0.2	204	1.7	1555	13.0

SUN BELT STATISTICS

Year	G	S	Min	Avg	FG	FGA	FG%	3FG	3FGA	3FG%	FT	FTA	FT%	Off	Def	Reb	Avg	Foul	DQ	Ast	Avg	TO	Avg	Blk	Avg	Stl	Avg	Pts	Avg
2006-07	18	18	543	30.2	94	230	0.41	39	119	0.33	33	46	0.72	14	45	59	3.3	56	3	44	2.4	50	2.8	3	0.2	25	1.4	260	14.4
2007-08	17	17	492	28.9	81	202	0.40	34	107	0.32	53	72	0.74	10	28	38	2.2	54	2	35	2.1	55	3.2	3	0.2	24	1.4	249	14.6
2008-09	0	0	0	0.0	0	0	0.0	0	0	0.0	0</																		



1 Warren Fuselier

Junior » Guard » 5-10 » 160

Lafayette, La. » San Bernardino Valley College

FUSELIER NOTABLES

- Has a nearly 2:1 assist-to-turnover ratio since the beginning of February (seven assists, four turnovers).

- Returned to the lineup at New Orleans (Jan. 23) after missing three games with an infection.

- Tied his career-high with four assists against the University of the Southwest (Dec. 28). Also had four assists against Harding (Dec. 22) and LSU (Nov. 13).

- Made his first career start at Northern Colorado (Dec. 16).

- Scored a season-high 13 points at Centenary (Nov. 27).

- Scored 10 points and dished out a team-high four assists in his Division I debut at LSU (Nov. 13).

- Made his unofficial ULM debut with four points, four rebounds, four steals and three assists in 27 minutes off the bench against Texas-Tyler in an exhibition contest on Nov. 5.

- Fuselier comes to ULM after two seasons at San Bernardino Valley College where he led the Wolverines to a 27-9 record as a sophomore while averaging 11 points and 4.3 assists per game. Fuselier will have two years of eligibility remaining.

- Led Northside HS in Lafayette, La., to a state championship as a junior, earning state MVP honors.

2009-10 SEASON GAME-BY-GAME

Opponent	Date	GS	Min	FG	FGA	Pct	3FG	3FGA	Pct	FT	FTA	Pct	O	D	Tot	Avg	PF	FO	A	TO	Blk	Stl	Pts	Avg	
at LSU	11/13/09		23	4	6	.667	1	1	1.000	1	1	1.000	0	1	1	1.0	3	0	4	2	0	1	10	10.0	
ALCORN STATE	11/15/09		23	3	6	.500	0	0	.000	2	5	.400	0	2	2	1.5	0	2	4	0	2	8	9.0		
at Oklahoma	11/17/09		18	1	4	.250	0	0	.000	0	0	.000	1	0	1	1.3	0	0	1	3	0	0	2	6.7	
at Morehead State	11/21/09		22	0	3	.000	0	0	.000	2	4	.500	0	1	1	1.3	2	0	2	0	0	1	2	5.5	
GRAMBLING STATE	11/24/09		11	0	4	.000	0	0	.000	0	0	.000	0	0	0	1.0	0	0	0	0	0	0	0	4.4	
at Centenary	11/27/09		27	4	13	.308	0	2	.000	5	6	.833	1	0	1	1.0	5	1	3	3	0	0	13	5.8	
LOUISIANA TECH	12/2/09		8	0	3	.000	0	0	.000	0	0	.000	1	0	1	1.0	0	0	0	2	0	1	0	5.0	
at Alabama	12/5/09		21	2	2	1.000	0	0	.000	0	1	.000	0	0	0	0.9	2	0	0	6	0	0	4	4.9	
at North Texas*	12/13/09		15	3	6	.500	0	0	.000	0	0	.000	0	0	0	0.8	0	0	1	0	0	1	6	5.0	
at Northern Colorado	12/16/09	*	23	1	5	.200	0	0	.000	0	2	.000	0	3	3	1.0	2	0	2	3	0	0	2	4.7	
at Denver*	12/19/09	*	40	4	9	.444	1	1	1.000	0	2	.000	0	2	2	1.1	1	0	1	3	0	2	9	5.1	
HARDING	12/22/09	*	38	2	5	.400	0	0	.000	0	0	.000	0	3	3	1.3	1	0	4	4	0	2	4	5.0	
UNIV. OF SOUTHWEST	12/28/09	*	22	2	3	.667	0	0	.000	2	2	1.000	0	0	0	1.2	3	0	4	0	0	0	6	5.1	
TROY*	12/31/09	*	17	1	5	.200	0	0	.000	0	0	.000	0	0	0	1.1	0	0	0	1	0	0	2	4.9	
UALR*	1/2/10	*	28	3	5	.600	0	0	.000	0	0	.000	0	0	1	1.0	1	0	3	2	0	0	6	4.9	
at FIU*	1/7/10	*	34	2	7	.286	1	2	.500	0	0	.000	1	3	4	1.2	1	0	2	5	0	2	5	4.9	
at Florida Atlantic*	1/9/10		6	0	0	.000	0	0	.000	0	0	.000	0	0	0	1.1	0	0	0	2	0	0	0	4.6	
SOUTH ALABAMA*	1/14/10		Did not dress																						
DENVER*	1/16/10		Did not dress																						
MIDDLE TENNESSEE*	1/21/10		Did not dress																						
at New Orleans*	1/23/10		0+	0	0	.000	0	0	.000	0	0	.000	0	0	0	1.1	0	0	0	0	0	0	0	4.4	
at Troy*	1/28/10		Did not play																						
LOUISIANA-LAFAYETTE*	1/30/10		Did not play																						
WESTERN KENTUCKY*	2/4/10		Did not play																						
at UALR*	2/11/10		2	0	0	.000	0	0	.000	0	0	.000	0	0	0	1.0	0	0	1	0	0	0	0	4.2	
at Arkansas State*	2/15/10		11	0	1	.000	0	0	.000	0	0	.000	1	1	2	1.1	0	0	1	0	0	1	0	4.0	
NEW ORLEANS*	2/18/10		10	1	1	1.000	0	0	.000	2	2	1.000	0	0	0	1.0	2	0	2	2	0	0	4	4.0	
at Louisiana-Lafayette*	2/20/10		Did not play																						
NORTH TEXAS*	2/27/10		15	0	2	.000	0	0	.000	0	0	.000	0	0	0	1.0	4	0	3	2	0	1	0	3.8	
Totals		7	414	33	90	.367	3	6	.500	14	25	.560	5	16	21	1.0	27	1	36	44	0	14	83	3.8	

	2009-10 SEASON BESTS											CAREER BESTS										
Points	13	at Centenary (11/27/09)										13	at Centenary (11/27/09)									
Field Goals	4	three times, last: at Denver (12/19/09)										4	three times, last: at Denver (12/19/09)									
Field Goal Attempts	13	at Centenary (11/27/09)										13	at Centenary (11/27/09)									
3-Point Field Goals	1	three times, last: at FIU (1/7/10)										1	three times, last: at Denver (12/19/09)									
3-Point Field Goal Attempts	2	twice, last: at FIU (1/7/10)										2	twice, last: at FIU (1/7/10)									
Free Throws	5	at Centenary (11/27/09)										5	at Centenary (11/27/09)									
Free Throw Attempts	6	at Centenary (11/27/09)										6	at Centenary (11/27/09)									
Rebounds	4	at FIU (1/7/10)										4	at FIU (1/7/10)									
Offensive Rebounds	1	four times, last: at Arkansas State (2/15/10)										1	four times, last: at Arkansas State (2/15/10)									
Defensive Rebounds	3	three times, last: at FIU (1/7/10)										3	three times, last: at FIU (1/7/10)									
Assists	4	three times, last: U. of the Southwest (12/28/09)										4	three times, last: U. of the Southwest (12/28/09)									
Turnovers	6	at Alabama (12/5/09)										6	at Alabama (12/5/09)									
Blocks	n/a											n/a										
Steals	2	four times, last: at FIU (1/7/10)										2	four times, last: at FIU (1/7/10)									
Minutes	40	at Denver (12/19/09)										40	at Denver (12/19/09)									

CAREER STATISTICS

Year	G	S	Min	Avg	FG	FGA	FG%	3FG	3FGA	3FG%	FT	FTA	FT%	Off	Def	Reb	Avg	Foul	DQ	Ast	Avg	TO	Avg	Blk	Avg	Stl	Avg	Pts	Avg
2009-10	22	7	414	18.8	33	90	0.37	3	6	0.50	14	25	0.56	5	16	21	1.0	27	1	36	2.0	44	2.0	0	0.0	14	0.6	83	3.8
Career	22	7	414	18.8	33	90	0.37	3	6	0.50	14	25	0.56	5	16	21	1.0	27	1	36	1.6	44	2.0	0	0.0	14	0.6	83	3.8

SUN BELT STATISTICS

Year	G	S	Min	Avg	FG	FGA	FG%	3FG	3FGA	3FG%	FT	FTA	FT%	Off	Def	Reb	Avg	Foul	DQ	Ast	Avg	TO	Avg	Blk	Avg	Stl	Avg	Pts	Avg
2009-10	11	4	178	16.2	14	36	0.39	2	3	0.67	2	4	0.50	2	6	8	0.7	9	0	14	1.3	17	1.5	0	0.0	7	0.6	32	2.9
Career	11	4	178	16.2	14	36	0.39	2	3	0.67	2	4	0.50	2	6	8	0.7	9	0	14	1.3	17	1.5	0	0.0	7	0.6	32	2.9



2 Colby Carr

Freshman » Guard » 6-3 » 185
New Orleans, La. » O.P. Walker HS

CARR NOTABLES

• Averaging 7.0 points and 3.5 rebounds per game in 24.7 minutes over his last 10 contests after averaging 3.5 points and 2.3 rebounds in 12.1 minutes in the first 15 games.

• Made the first start of his collegiate career at Florida Atlantic (Jan. 9). Carr played 28 minutes, scored seven points and dished out a career-high four assists.

• Scored a career-best 12 points and grabbed a career-high seven rebounds at FIU (Jan. 7).

• Scored two points in three minutes of action off the bench in his first collegiate game at LSU (Nov. 13).

• Made his unofficial ULM debut with three points and seven rebounds in 17 minutes against Texas-Tyler in an exhibition contest on Nov. 5.

• Left-handed.

• Carr begins his collegiate career at ULM after being named the New Orleans area high school player of the year last season by the *New Orleans Times-Picayune*. Carr averaged 15.4 points per game during his senior season at O.P. Walker High School in New Orleans, La.

• Carr is the fifth New Orleans-native to sign with ULM during the Orlando Early era. Carr joins current Warhawks Kenneth Averette and Lawrence Gilbert along with former Warhawks David Garrison and Nathaniel Roche as players from the Crescent City to sign with ULM during Early's tenure.

2009-10 SEASON GAME-BY-GAME

Opponent	Date	GS	Min	FG	FGA	Pct	3FG	3FGA	Pct	FT	FTA	Pct	O	D	Tot	Avg	PF	FO	A	TO	Blk	Stl	Pts	Avg	
at LSU	11/13/09		3	1	2	.500	0	0	.000	0	0	.000	1	0	1	1.0	0	0	1	0	0	0	2	2.0	
ALCORN STATE	11/15/09		19	2	2	1.000	0	0	.000	1	3	.333	0	4	4	2.5	1	0	0	1	0	1	5	3.5	
at Oklahoma	11/17/09		5	0	1	.000	0	0	.000	0	0	.000	0	1	1	2.0	0	0	1	1	0	1	0	2.3	
at Morehead State	11/21/09		3	0	0	.000	0	0	.000	0	0	.000	0	0	0	1.5	0	0	0	0	0	1	0	1.8	
GRAMBLING STATE	11/24/09		15	3	3	1.000	1	1	1.000	1	2	.500	2	1	3	1.8	0	1	0	2	0	2	8	3.0	
at Centenary	11/27/09		5	1	2	.500	0	0	.000	1	2	.500	1	0	1	1.7	0	0	0	1	0	0	3	3.0	
LOUISIANA TECH	12/2/09		13	2	3	.667	0	1	.000	1	2	.500	1	0	1	1.6	1	0	1	1	0	0	5	3.3	
at Alabama	12/5/09		17	0	3	.000	0	0	.000	0	0	.000	0	3	3	1.8	0	0	2	0	1	0	0	2.9	
at North Texas*	12/13/09		12	1	5	.200	0	0	.000	0	0	.000	2	0	2	1.8	0	0	0	1	0	2	2	2.8	
at Northern Colorado	12/16/09		17	1	2	.500	0	0	.000	6	7	.857	2	3	5	2.1	1	0	3	3	0	1	8	3.3	
at Denver*	12/19/09		16	2	5	.400	0	0	.000	1	1	1.000	1	2	2	2.1	1	0	0	2	0	0	5	3.5	
HARDING	12/22/09		13	1	3	.333	0	0	.000	1	2	.500	1	2	3	2.2	3	0	0	1	0	0	3	3.4	
UNIV. OF SOUTHWEST	12/28/09		13	1	4	.250	0	1	.000	1	2	.500	0	3	3	2.2	1	0	3	1	0	0	3	3.4	
TROY*	12/31/09		23	3	7	.429	0	1	.000	0	0	.000	1	2	3	2.3	0	0	1	2	0	3	6	3.6	
UALR*	1/2/10		7	1	3	.333	0	0	.000	0	0	.000	1	2	2	2.3	1	0	1	0	0	0	2	3.5	
at FIU*	1/7/10		22	4	6	.667	0	0	.000	4	4	1.000	3	4	7	2.6	1	0	2	2	1	1	12	4.0	
at Florida Atlantic*	1/9/10	*	28	3	8	.375	0	1	.000	1	2	.500	0	3	3	2.6	1	0	4	2	0	2	7	4.2	
SOUTH ALABAMA*	1/14/10		* 29	4	12	.333	0	0	.000	1	1	1.000	3	2	5	2.7	4	0	3	2	0	2	9	4.4	
DENVER*	1/16/10		* 22	1	4	.250	0	0	.000	2	2	1.000	1	3	4	2.8	0	2	3	0	1	4	4	4.4	
MIDDLE TENNESSEE*	1/21/10		* 24	2	6	.333	0	0	.000	2	2	1.000	1	2	2	2.8	4	0	2	0	2	0	2	6	4.5
at New Orleans*	1/23/10	*	34	4	8	.500	0	0	.000	2	3	.667	2	2	4	2.8	3	0	2	2	0	2	10	4.8	
at Troy*	1/28/10	*	26	4	7	.571	0	0	.000	0	0	.000	4	0	4	2.9	1	0	2	5	0	0	8	4.9	
LOUISIANA-LAFAYETTE*	1/30/10		* 18	0	1	.000	0	0	.000	0	0	.000	1	1	1	2.8	2	0	2	1	0	0	0	4.7	
WESTERN KENTUCKY*	2/4/10		* 27	4	8	.500	0	0	.000	2	2	1.000	1	2	3	2.8	0	0	4	5	0	1	10	4.9	
at UALR*	2/11/10		17	2	4	.500	0	0	.000	0	0	.000	2	0	2	2.8	3	0	0	1	0	0	4	4.9	
at Arkansas State*	2/15/10																								
NEW ORLEANS*	2/18/10																								
at Louisiana-Lafayette*	2/20/10																								
NORTH TEXAS*	2/27/10																								
Totals			8	428	47	109	.431	1	5	.200	27	37	.730	30	39	69	2.8	28	0	35	40	4	20	122	4.9

	2009-10 SEASON BESTS	CAREER BESTS
Points	12 at FIU (1/7/10)	12 at FIU (1/7/10)
Field Goals	4 five times, last: Western Kentucky (2/4/10)	4 five times, last: Western Kentucky (2/4/10)
Field Goal Attempts	12 South Alabama (1/14/10)	12 South Alabama (1/14/10)
3-Point Field Goals	1 Grambling State (11/24/09)	1 Grambling State (11/24/09)
3-Point Field Goal Attempts	1 four times, last: at Florida Atlantic (1/9/10)	1 four times, last: at Florida Atlantic (1/9/10)
Free Throws	6 at Northern Colorado (12/16/09)	6 at Northern Colorado (12/16/09)
Free Throw Attempts	7 at Northern Colorado (12/16/09)	7 at Northern Colorado (12/16/09)
Rebounds	7 at FIU (1/7/10)	7 at FIU (1/7/10)
Offensive Rebounds	4 at Troy (1/28/10)	4 at Troy (1/28/10)
Defensive Rebounds	4 twice, last: at FIU (1/7/10)	4 twice, last: at FIU (1/7/10)
Assists	4 twice, last: Western Kentucky (2/4/10)	4 twice, last: Western Kentucky (2/4/10)
Turnovers	5 twice, last: Western Kentucky (2/4/10)	5 twice, last: Western Kentucky (2/4/10)
Blocks	2 Grambling State (11/24/09)	2 Grambling State (11/24/09)
Steals	3 Troy (12/31/09)	3 Troy (12/31/09)
Minutes	34 at New Orleans (1/23/10)	34 at New Orleans (1/23/10)

CAREER STATISTICS

Year	G	S	Min	Avg	FG	FGA	FG%	3FG	3FGA	3FG%	FT	FTA	FT%	Off	Def	Reb	Avg	Foul	DQ	Ast	Avg	TO	Avg	Blk	Avg	Stl	Avg	Pts	Avg
2009-10	25	8	428	17.1	47	109	0.43	1	5	0.20	27	37	0.73	30	39	69	2.8	28	0	35	1.4	40	1.6	4	0.2	20	0.8	122	4.9
Career	25	8	428	17.1	47	109	0.43	1	5	0.20	27	37	0.73	30	39	69	2.8	28	0	35	1.4	40	1.6	4	0.2	20	0.8	122	4.9

SUN BELT STATISTICS

Year	G	S	Min	Avg	FG	FGA	FG%	3FG	3FGA	3FG%	FT	FTA	FT%	Off	Def	Reb	Avg	Foul	DQ	Ast	Avg	TO	Avg	Blk	Avg	Stl	Avg	Pts	Avg
2009-10	14	8	305	21.8	35	84	0.42	0	2	0.00	15	17	0.88	22	22	44	3.1	21	0	24	1.7	30	2.1	1	0.1	16	1.1	85	6.1
Career	14	8	305	21.8	35	84	0.42	0	2	0.00	15	17	0.88	22	22	44	3.1	21	0	24	1.7	30	2.1	1	0.1	16	1.1	85	6.1



3 Rudy Turner

Junior » Forward » 6-8 » 275
Alexandria, La. » Peabody HS

TURNER NOTABLES

- Ranked fifth in the Sun Belt in field goal percentage at 55.3 percent (94-of-170). Also ranked fifth in blocks (1.3 bpg) and tied for 15th in rebounding (5.4 rpg).

- Has 39 blocks this season, the 10th-best single season total in ULM history. Recorded his 100th career blocked shot at New Orleans (Jan. 23).

- Had a career-high-tying six blocks against Western Kentucky (Feb. 4).

- Recorded his second double-double of the season, 10th of his career, with 10 points and 11 rebounds at Troy (Jan. 28).

- Scored a season-high 21 points and grabbed a career-high-tying 14 rebounds against Harding (Dec. 22). It was Turner's first double-double of the season and the ninth of his ULM career.

- Turner went a stretch of four games this season, Oklahoma, Morehead State, Grambling State and Centenary, without missing a field goal, going 12-for-12 from the floor during that stretch.

- With 114 career blocks, Turner is currently third in ULM school history.

- Turner finished last season with 46 blocks, tied for the seventh-best single-season in ULM history with Dennis Newton (1997-98). Turner's 1.59 per game average also tied Newton for seventh on the ULM single-season blocks per game list.

- Turner appeared in 29 games last season, making 28 starts. Turner averaged 10.2 points per contest last season and a team-best 6.8 rebounds per game.

2009-10 SEASON GAME-BY-GAME

Opponent	Date	GS	Min	FG	FGA	Pct	3FG	3FGA	Pct	FT	FTA	Pct	O	D	Tot	Avg	PF	FO	A	TO	Blk	Stl	Pts	Avg	
at LSU	11/13/09	*	20	1	4	.250	0	0	.000	1	2	.500	1	1	2	2.0	5	1	0	5	2	2	3	3.0	
ALCORN STATE	11/15/09	*	14	1	3	.333	0	0	.000	2	2	1.000	1	5	6	4.0	4	0	0	3	1	0	4	3.5	
at Oklahoma	11/17/09	*	29	5	5	1.000	0	0	.000	2	2	1.000	4	1	5	4.3	3	0	0	2	0	0	12	6.3	
at Morehead State	11/21/09	*	25	2	2	1.000	0	0	.000	0	0	.000	1	2	3	4.0	4	0	1	2	1	0	4	5.8	
GRAMBLING STATE	11/24/09	*	30	3	3	1.000	0	0	.000	8	12	.667	0	7	7	4.6	5	1	0	5	1	1	14	7.4	
at Centenary	11/27/09	*	16	2	2	1.000	0	0	.000	2	2	1.000	3	3	6	4.8	2	0	0	2	2	0	6	7.2	
LOUISIANA TECH	12/2/09	*	26	3	9	.333	0	0	.000	1	1	1.000	2	4	4	4.7	5	1	0	3	0	0	7	7.1	
at Alabama	12/5/09	*	13	2	3	.667	0	0	.000	0	0	.000	0	1	1	4.3	3	0	1	1	0	0	4	6.8	
at North Texas*	12/13/09	*	10	1	1	1.000	0	0	.000	1	2	.500	1	2	3	4.1	4	0	1	4	0	0	3	6.3	
at Northern Colorado	12/16/09	*	14	0	2	.000	0	0	.000	1	2	.500	0	2	2	3.9	2	0	0	1	2	1	1	5.8	
at Denver*	12/19/09	*	18	2	4	.500	0	0	.000	1	5	.200	3	1	4	3.9	0	0	0	0	1	0	5	5.7	
HARDING	12/22/09	*	31	8	14	.571	0	0	.000	5	10	.500	7	7	14	4.8	3	0	1	2	4	1	21	7.0	
UNIV. OF SOUTHWEST	12/28/09	*	29	9	11	.818	0	0	.000	2	2	1.000	3	6	4.8	2	0	0	0	2	0	2	20	8.0	
TROY*	12/31/09	*	32	4	8	.500	0	0	.000	4	4	1.000	4	3	7	5.0	0	0	0	0	2	0	12	8.3	
UALR*	1/2/10	*	28	1	3	.333	0	0	.000	4	4	1.000	2	6	8	5.2	3	0	0	2	1	0	6	8.1	
at FIU*	1/7/10	*	26	5	8	.625	0	0	.000	3	3	1.000	5	2	7	5.3	3	0	0	1	2	0	13	8.4	
at Florida Atlantic*	1/9/10	*	22	4	8	.500	1	0	.000	0	0	.000	3	6	9	5.5	3	0	0	2	2	0	8	8.4	
SOUTH ALABAMA*	1/14/10	*	5	0	1	.000	0	0	.000	0	0	.000	1	0	1	5.3	2	0	0	0	0	0	0	7.9	
DENVER*	1/16/10	*	28	6	7	.857	0	0	.000	7	7	1.000	1	0	1	5.1	4	0	1	3	0	1	19	8.5	
MIDDLE TENNESSEE*	1/21/10	*	26	4	7	.571	0	0	.000	4	9	.444	0	6	6	5.1	3	0	1	6	1	1	12	8.7	
at New Orleans*	1/23/10	*	36	1	5	.200	0	0	.000	7	11	.636	1	2	3	5.0	2	0	0	2	1	0	9	8.7	
at Troy*	1/28/10	*	25	4	6	.667	0	0	.000	2	5	.400	3	8	11	5.3	4	0	0	2	3	2	10	8.8	
LOUISIANA-LAFAYETTE*	1/30/10	*	28	5	9	.556	0	0	.000	2	6	.333	5	4	9	5.4	3	0	0	6	0	0	12	8.9	
WESTERN KENTUCKY*	2/4/10	*	36	5	12	.417	0	0	.000	1	1	1.000	5	3	8	5.5	1	0	0	0	6	0	11	9.0	
at UALR*	2/11/10	*	35	8	13	.615	0	0	.000	4	4	1.000	5	3	8	5.6	3	0	0	1	1	0	20	9.4	
at Arkansas State*	2/15/10	*	19	0	1	.000	0	0	.000	0	0	.000	1	2	3	5.5	5	1	0	3	0	0	0	9.1	
NEW ORLEANS*	2/18/10	*	13	0	1	.000	0	0	.000	0	1	.000	1	0	1	5.4	5	1	1	2	0	0	0	8.7	
at Louisiana-Lafayette*	2/20/10	*	30	3	8	.375	0	0	.000	2	4	.500	6	2	8	5.5	4	0	0	4	2	0	8	8.7	
NORTH TEXAS*	2/27/10	*	15	5	10	.500	0	0	.000	4	5	.800	2	2	4	5.4	5	1	0	1	2	0	14	8.9	
Totals			24	679	94	170	.553	0	1	.000	70	106	.660	71	86	157	5.4	92	6	7	65	39	9	258	8.9

	2009-10 SEASON BESTS		CAREER BESTS	
Points	21	Harding (12/22/09)	23	at Florida Atlantic (1/22/09)
Field Goals	9	U. of the Southwest (12/28/09)	9	U. of the Southwest (12/28/09)
Field Goal Attempts	14	Harding (12/22/09)	14	Harding (12/22/09)
3-Point Field Goals	n/a		n/a	
3-Point Field Goal Attempts	1	at Florida Atlantic (1/9/10)	1	twice, last: at Florida Atlantic (1/9/10)
Free Throws	8	Grambling State (11/24/09)	10	at UALR (12/31/08)
Free Throw Attempts	12	Grambling State (11/24/09)	14	at Florida Atlantic (1/22/09)
Rebounds	14	Harding (12/22/09)	14	twice, last: Harding (12/22/09)
Offensive Rebounds	7	Harding (12/22/09)	8	at Arkansas State (1/15/09)
Defensive Rebounds	8	at Troy (1/28/10)	11	at North Texas (2/19/09)
Assists	1	five times, last: New Orleans (2/18/10)	2	at Arkansas State (1/15/09)
Turnovers	6	twice, last: Louisiana-Lafayette (1/30/10)	6	twice, last: Louisiana-Lafayette (1/30/10)
Blocks	6	Western Kentucky (2/4/10)	6	twice, last: Western Kentucky (2/4/10)
Steals	2	twice, last: at Troy (1/28/10)	2	four times, last: at Troy (1/28/10)
Minutes	36	twice, last: Western Kentucky (2/4/10)	36	three times, last: Western Kentucky (2/4/10)

CAREER STATISTICS

Year	G	S	Min	Avg	FG	FGA	FG%	3FG	3FGA	3FG%	FT	FTA	FT%	Off	Def	Reb	Avg	Foul	DQ	Ast	Avg	TO	Avg	Blk	Avg	Stl	Avg	Pts	Avg
2007-08	29	10	480	16.6	59	102	0.58	0	0	0.00	57	79	0.72	41	90	131	4.5	72	4	1	0.0	41	1.4	29	1.0	15	0.5	175	6.0
2008-09	29	28	699	24.1	111	216	0.51	0	1	0.00	73	105	0.70	86	110	196	6.8	98	5	9	0.3	60	2.1	46	1.6	15	0.5	295	10.2
2009-10	29	24	679	23.4	94	170	0.55	0	1	0.00	70	106	0.66	71	86	157	5.4	92	6	7	0.2	65	2.2	39	1.3	9	0.3	258	8.9
Career	87	62	1858	21.4	264	488	0.54	0	2	0.00	200	290	0.69	198	286	484	5.6	262	15	17	0.2	166	1.9	114	1.3	39	0.4	728	8.4

SUN BELT STATISTICS

Year	G	S	Min	Avg	FG	FGA	FG%	3FG	3FGA	3FG%	FT	FTA	FT%	Off	Def	Reb	Avg	Foul	DQ	Ast	Avg	TO	Avg	Blk	Avg	Stl	Avg	Pts	Avg
2007-08	17	4	267	15.7	29	52	0.56	0	0	0.00	26	36	0.72	25	46	71	4.2	31	1	0	0.0	17	1.0	19	1.1	7	0.4	84	4.9
2008-09	18	18	466	25.9	63	137	0.46	0	0	0.00	53	78	0.68	65	68	133	7.4	63	3	9	0.5	47	2.6	26	1.4	9	0.5	179	9.9
2009-10	18	15	432	24.0	58	112	0.52	0	1	0.																			



5 Dynile Forbes

Senior » Guard » 6-2 » 170
Freeport, Bahamas » Cochise College

FORBES NOTABLES

- Leads ULM in scoring averaging 12.4 points per game. Has scored in double figures in 12 of the last 13 contests, averaging 14.9 points per game during that stretch.

- Shooting 51.9 percent (14-of-27) from the field, including 66.7 percent (10-of-15) from three-point range, over the last three games.

- Named the Louisiana Sports Writers Association Player of the Week for the second time this season on March 1 after his 19-point, seven-rebound performance against North Texas (Feb. 27).

- Ranked eight in the Sun Belt in free-throw percentage, 80.8 percent (80-of-99).

- Scored 22 points, including the game-winning free throw against Western Kentucky (Feb. 4). Started the game 6-of-6 from three-point range.

- Grabbed a career-best eight rebounds and scored a game-high 10 points at New Orleans (Jan. 23). In the last nine road contests, Forbes has averaged 15.4 points per game.

- Named the Louisiana Sports Writers Association Player of the Week on Dec. 21 after averaging 23.0 points, 2.5 assists and 2.5 steals against Northern Colorado and Denver.

- Forbes returns for his second season at ULM after playing in 28 games, making two starts, a season ago. Forbes averaged 11.0 points per game last season, his first with the Warhawks after transferring from Cochise College.

- Scored in double-figures 15 times last season, including in 12 of the last 14 games of the season. Averaged a team-high 15.1 points per contest during that stretch.

2009-10 SEASON GAME-BY-GAME

Opponent	Date	GS	Min	FG	FGA	Pct	3FG	3FGA	Pct	FT	FTA	Pct	O	D	Tot	Avg	PF	FO	A	TO	Blk	Stl	Pts	Avg	
at LSU	11/13/09	*	26	1	7	.143	0	3	.000	0	0	.000	0	0	0	0.0	1	0	1	1	0	0	2	2.0	
ALCORN STATE	11/15/09	*	25	3	11	.273	2	8	.250	0	0	.000	0	4	4	2.0	2	0	0	1	0	2	8	5.0	
at Oklahoma	11/17/09	*	23	5	9	.556	1	5	.200	0	0	.000	0	2	2	2.0	4	0	0	0	0	3	11	7.0	
at Morehead State	11/21/09	*	35	6	10	.600	3	5	.600	2	4	.500	0	4	4	2.5	1	0	1	0	0	2	17	9.5	
GRAMBLING STATE	11/24/09	*	33	5	9	.556	3	6	.500	4	5	.800	0	4	4	2.8	0	0	0	0	1	0	17	11.0	
at Centenary	11/27/09	*	26	0	2	.000	0	1	.000	2	2	1.000	0	5	5	3.2	1	0	2	3	0	0	2	9.5	
LOUISIANA TECH	12/2/09	*	34	1	5	.200	0	1	.000	5	6	.833	1	5	6	3.6	3	0	2	0	0	3	7	9.1	
at Alabama	12/5/09	*	17	2	11	.182	1	4	.250	0	0	.000	1	2	3	3.5	2	0	1	3	0	0	5	8.6	
at North Texas*	12/13/09	*	18	2	7	.286	0	4	.000	0	0	.000	1	2	3	3.4	1	0	1	0	0	1	4	8.1	
at Northern Colorado	12/16/09	*	37	7	10	.700	4	6	.667	7	10	.700	0	4	4	3.5	3	0	2	2	0	2	25	9.8	
at Denver*	12/19/09	*	27	7	10	.700	1	2	.500	6	6	1.000	0	2	2	3.4	1	0	3	1	0	3	21	10.8	
HARDING	12/22/09	*	24	2	11	.182	1	6	.167	3	5	.600	0	3	3	3.3	2	0	2	1	0	2	8	10.6	
UNIV. OF SOUTHWEST	12/28/09	*	28	5	7	.714	3	5	.600	6	6	1.000	3	4	7	3.6	1	0	0	1	0	1	19	11.2	
TROY*	12/31/09	*	13	0	4	.000	0	2	.000	0	0	.000	1	0	1	3.4	1	0	2	1	0	0	0	10.4	
UALR*	1/2/10	*	33	4	11	.364	2	7	.286	2	2	1.000	1	5	6	3.6	2	0	2	2	0	1	12	10.5	
at FIU*	1/7/10	*	29	3	9	.333	1	3	.333	2	5	.400	0	5	5	3.7	0	0	0	1	1	1	9	10.4	
at Florida Atlantic*	1/9/10	*	37	9	12	.750	3	5	.600	3	3	1.000	0	4	4	3.7	2	0	0	1	0	1	24	11.2	
SOUTH ALABAMA*	1/14/10	*	34	2	9	.222	1	5	.200	9	10	.900	0	4	4	3.7	1	0	2	3	1	1	14	11.4	
DENVER*	1/16/10	*	33	1	4	.250	1	3	.333	2	2	1.000	1	2	3	3.6	0	2	0	2	0	5	5	11.1	
MIDDLE TENNESSEE*	1/21/10	*	34	4	9	.444	3	7	.429	3	4	.750	0	4	4	3.7	0	0	0	3	0	0	14	11.2	
at New Orleans*	1/23/10	*	31	3	8	.375	2	5	.400	2	2	1.000	3	5	8	3.9	3	0	0	1	0	4	10	11.1	
at Troy*	1/28/10	*	35	4	13	.308	3	8	.375	0	0	.000	1	1	2	3.8	1	0	0	0	0	0	11	11.1	
LOUISIANA-LAFAYETTE*	1/30/10	*	36	7	14	.500	2	5	.400	7	8	.875	1	3	4	3.8	3	0	0	1	1	0	23	11.7	
WESTERN KENTUCKY*	2/4/10	*	37	6	9	.667	6	7	.857	4	6	.667	0	5	5	3.8	1	0	0	2	0	1	22	12.1	
at UALR*	2/11/10	*	33	5	12	.417	2	6	.333	4	5	.800	3	1	4	3.8	4	0	1	2	1	0	16	12.2	
at Arkansas State*	2/15/10	*	36	4	14	.286	2	11	.182	1	1	1.000	1	2	3	3.8	2	0	0	2	0	1	11	12.2	
NEW ORLEANS*	2/18/10	*	35	5	8	.625	3	4	.750	0	0	.000	1	2	3	3.8	1	0	1	0	0	1	13	12.2	
at Louisiana-Lafayette*	2/20/10	*	38	4	9	.444	3	4	.750	1	2	.500	1	6	7	3.9	4	0	1	1	0	2	12	12.2	
NORTH TEXAS*	2/27/10	*	36	5	10	.500	4	7	.571	5	5	1.000	0	7	7	4.0	1	0	1	3	0	2	19	12.4	
Totals			29	883	112	264	.424	57	145	.393	80	99	.808	20	96	116	4.0	48	0	27	35	6	38	361	12.4

2009-10 SEASON BESTS

Points	25	at Northern Colorado (12/16/09)
Field Goals	9	at Florida Atlantic (1/9/10)
Field Goal Attempts	14	twice, last: at Arkansas State (2/15/10)
3-Point Field Goals	6	Western Kentucky (2/4/10)
3-Point Field Goal Attempts	11	at Arkansas State (2/15/10)
Free Throw	9	South Alabama (1/14/10)
Free Throw Attempts	10	twice, last: South Alabama (1/14/10)
Rebounds	8	at New Orleans (1/23/10)
Offensive Rebounds	3	three times, last: at UALR (2/11/10)
Defensive Rebounds	7	North Texas (2/27/10)
Assists	3	at Denver (12/19/09)
Turnovers	3	five times, last: North Texas (2/27/10)
Blocks	1	six times, last: at UALR (2/11/10)
Steals	5	Denver (1/16/10)
Minutes	38	at Louisiana-Lafayette (2/20/10)

CAREER BESTS

Points	27	Union College (1/3/09)
Field Goals	9	at Florida Atlantic (1/9/10)
Field Goal Attempts	14	four times, last: at Arkansas State (2/15/10)
3-Point Field Goals	6	Western Kentucky (2/4/10)
3-Point Field Goal Attempts	11	at Arkansas State (2/15/10)
Free Throw	10	at Florida Atlantic (1/22/09)
Free Throw Attempts	11	at Florida Atlantic (1/22/09)
Rebounds	8	at New Orleans (1/23/10)
Offensive Rebounds	3	four times, last: at UALR (2/11/10)
Defensive Rebounds	7	North Texas (2/27/10)
Assists	4	at Louisiana Tech (12/10/08)
Turnovers	5	Western Kentucky (2/5/09)
Blocks	1	eight times, last: at UALR (2/11/10)
Steals	5	Denver (1/16/10)
Minutes	38	at Louisiana-Lafayette (2/20/10)

CAREER STATISTICS

Year	G	S	Min	Avg	FG	FGA	FG%	3FG	3FGA	3FG%	FT	FTA	FT%	Off	Def	Reb	Avg	Foul	DQ	Ast	Avg	TO	Avg	Blk	Avg	Stl	Avg	Pts	Avg
2008-09	28	2	616	22.0	89	228	0.39	43	129	0.33	87	115	0.76	15	52	67	2.4	52	0	20	0.7	42	1.5	2	0.1	20	0.7	308	11.0
2009-10	29	29	883	30.4	112	264	0.42	57	145	0.39	80	99	0.81	20	96	116	4.0	48	0	27	0.9	35	1.2	6	0.2	38	1.3	361	12.4
Career	57	31	1499	26.3	201	492	0.41	100	274	0.36	167	214	0.78	35	148	183	3.2	100	0	47	0.8	77	1.4	8	0.1	58	1.0	669	11.7

SUN BELT STATISTICS

Year	G	S	Min	Avg	FG	FGA	FG%	3FG	3FGA	3FG%	FT	FTA	FT%	Off	Def	Reb	Avg	Foul	DQ	Ast	Avg	TO	Avg	Blk	Avg	Stl	Avg	Pts	Avg
2008-09	18	1	434	24.1	64	164	0.39	33	90	0.37	67	87	0.77	11	36	47	2.6	41	0	11	0.6	29	1.6	2	0.1	16	0.9	228	12.7
2009-10	18	18	575	31.9	75	172	0.44	39	95	0.41	51	61	0.84	15	59	74	4.1	28	0	16									



10 Brandon Williams

Sophomore » Guard » 6-1 » 160
Houston, Texas » Aldrine HS

WILLIAMS NOTABLES

- Has nearly a 2:1 assist-to-turnover ratio (28 assists, 17 turnovers).
- Dished out a career-best seven assists at Arkansas State (Feb. 15).
- Averaging 22.5 minutes per game since entering the lineup after sitting out the first semester.
- Played 30 minutes in his first season of the season, fifth of his career, at Troy (Jan. 28). Dished out a career-high-tying six assists in the contest.
- Made his first appearance of the season against Middle Tennessee (Jan. 21), coming off the bench to play 25 minutes, recording three assists with zero turnovers.
- Williams appeared in 28 contests last season as a freshman, making four starts. Williams averaged 1.6 points per game a year ago with a 1.7:1 assist-to-turnover ratio.

2009-10 SEASON GAME-BY-GAME

Opponent	Date	GS	Min	FG	FGA	Pct	3FG	3FGA	Pct	FT	FTA	Pct	O	D	Tot	Avg	PF	FO	A	TO	Blk	Stl	Pts	Avg
at LSU	11/13/09		Did not dress																					
ALCORN STATE	11/15/09		Did not dress																					
at Oklahoma	11/17/09		Did not dress																					
at Morehead State	11/21/09		Did not dress																					
GRAMBLING STATE	11/24/09		Did not dress																					
at Centenary	11/27/09		Did not dress																					
LOUISIANA TECH	12/2/09		Did not dress																					
at Alabama	12/5/09		Did not dress																					
at North Texas*	12/13/09		Did not dress																					
at Northern Colorado	12/16/09		Did not dress																					
at Denver*	12/19/09		Did not dress																					
HARDING	12/22/09		Did not dress																					
UNIV. OF SOUTHWEST	12/28/09		Did not dress																					
TROY*	12/31/09		Did not dress																					
UALR*	1/2/10		Did not dress																					
at FIU*	1/7/10		Did not dress																					
at Florida Atlantic*	1/9/10		Did not dress																					
SOUTH ALABAMA*	1/14/10		Did not dress																					
DENVER*	1/16/10		Did not dress																					
MIDDLE TENNESSEE*	1/21/10		25	0	1	.000	0	1	.000	0	0	.000	0	1	1	1.0	4	0	3	0	0	0	0	0.0
at New Orleans*	1/23/10		28	1	3	.333	0	1	.000	0	0	.000	0	4	4	2.5	4	0	1	4	0	1	2	1.0
at Troy*	1/28/10	*	30	0	4	.000	0	2	.000	1	2	.500	1	4	5	3.3	1	0	6	2	0	1	1	1.0
LOUISIANA-LAFAYETTE*	1/30/10	*	32	2	5	.400	0	1	.000	3	3	1.000	0	2	2	3.0	4	0	2	3	0	2	7	2.5
WESTERN KENTUCKY*	2/4/10	*	23	1	5	.200	0	2	.000	0	0	.000	0	1	1	2.6	2	0	2	1	0	0	2	2.4
at UALR*	2/11/10	*	20	0	1	.000	0	1	.000	0	0	.000	0	1	1	2.3	4	0	3	2	0	2	0	2.0
at Arkansas State*	2/15/10	*	25	1	3	.333	0	0	.000	0	0	.000	0	1	1	2.1	1	0	7	1	0	1	2	2.0
NEW ORLEANS*	2/18/10	*	22	1	2	.500	0	0	.000	0	0	.000	2	2	4	2.4	2	0	2	1	0	0	2	2.0
at Louisiana-Lafayette*	2/20/10	*	18	1	3	.333	0	0	.000	0	0	.000	0	0	0	2.1	2	0	2	2	0	1	2	2.0
NORTH TEXAS*	2/27/10		2	1	1	1.000	0	0	.000	0	0	.000	0	0	0	1.9	0	0	1	0	0	0	2	2.0
Totals			7	225	8	.286	0	8	.000	4	5	.800	3	16	19	1.9	24	0	28	17	0	8	20	2.0

	2009-10 SEASON BESTS		CAREER BESTS	
Points	7	Louisiana-Lafayette (1/30/10)	12	at Tennessee Tech (11/29/08)
Field Goals	2	Louisiana-Lafayette (1/30/10)	4	at Tennessee Tech (11/29/08)
Field Goal Attempts	5	twice, last: Western Kentucky (2/4/10)	14	at Tennessee Tech (11/29/08)
3-Point Field Goals	n/a		2	twice, last: South Alabama (1/8/09)
3-Point Field Goal Attempts	2	twice, last: Western Kentucky (2/4/10)	9	at Tennessee Tech (11/29/08)
Free Throws	3	Louisiana-Lafayette (1/30/10)	3	twice, last: Louisiana-Lafayette (1/30/10)
Free Throw Attempts	3	Louisiana-Lafayette (1/30/10)	4	at Tennessee Tech (11/29/08)
Rebounds	5	at Troy (1/28/10)	6	Troy (1/17/09)
Offensive Rebounds	2	New Orleans (2/18/10)	2	New Orleans (2/18/10)
Defensive Rebounds	4	twice, last: at Troy (1/28/10)	5	Troy (1/17/09)
Assists	7	at Arkansas State (2/15/10)	7	at Arkansas State (2/15/10)
Turnovers	4	at New Orleans (1/23/10)	5	at Tennessee Tech (11/19/08)
Blocks	n/a		1	Stephen F. Austin (11/25/08)
Steals	2	twice, last: at UALR (2/11/10)	3	Stephen F. Austin (11/25/08)
Minutes	32	Louisiana-Lafayette (1/30/10)	34	Stephen F. Austin (11/25/08)

CAREER STATISTICS

Year	G	S	Min	Avg	FG	FGA	FG%	3FG	3FGA	3FG%	FT	FTA	FT%	Off	Def	Reb	Avg	Foul	DQ	Ast	Avg	TO	Avg	Blk	Avg	Stl	Avg	Pts	Avg
2008-09	28	4	437	15.6	14	71	0.20	7	38	0.18	9	16	0.56	6	33	39	1.4	39	1	62	2.2	36	1.3	1	0.0	13	0.5	44	1.6
2009-10	10	7	225	22.5	8	28	0.29	0	8	0.00	4	5	0.80	3	16	19	1.9	24	0	28	2.8	17	1.7	0	0.0	8	0.8	20	2.0
Career	38	11	662	17.4	22	99	0.22	7	46	0.15	13	21	0.62	9	49	58	1.5	63	1	90	2.4	53	1.4	1	0.0	21	0.6	64	1.7

SUN BELT STATISTICS

Year	G	S	Min	Avg	FG	FGA	FG%	3FG	3FGA	3FG%	FT	FTA	FT%	Off	Def	Reb	Avg	Foul	DQ	Ast	Avg	TO	Avg	Blk	Avg	Stl	Avg	Pts	Avg
2008-09	16	1	222	13.9	6	27	0.22	3	11	0.27	3	7	0.43	3	20	23	1.4	21	1	34	2.1	16	1.0	0	0.0	6	0.4	18	1.1
2009-10	10	7	225	22.5	8	28	0.29	0	8	0.00	4	5	0.80	3	16	19	1.9	24	0	28	2.8	17	1.7	0	0.0	8	0.8	20	2.0
Career	26	8	447	17.2	14	55	0.25	3	19	0.16	7	12	0.58	6	36	42	1.6	45	1	62	2.4	33	1.3	0	0.0	14	0.5	38	1.5



12 Kenneth Averette

Senior » Guard » 5-8 » 145

New Orleans, La. » St. Catherine College

AVERETTE NOTABLES

- Averaging 9.3 points per game over the last four contests. Also shooting 45.5 percent (5-of-11) from beyond the arc during that stretch.

- Tied a career-high with 16 points, and also tied a season-high with four assists, against New Orleans (Feb. 18).

- Grabbed a career-high-tying four rebounds at Louisiana-Lafayette (Feb. 20). All 17 of his rebounds this season have come on the defensive end of the floor.

- Made two free throws with 11 seconds remaining to preserve a 67-64 win at UALR (Feb. 11).

- Sank a game-tying three-pointer with 23 seconds left against Western Kentucky (Feb. 4) to help ULM to its first-ever win over WKU.

- Made his first appearance of the season at New Orleans (Jan. 23), scoring two points in six minutes of action.

- Averette made 23 starts while appearing in all 30 contests last season. Averette averaged a career-best 6.1 points per game.

- Has been thrust into a starting point guard role in each of the past two seasons due to injuries.

2009-10 SEASON GAME-BY-GAME

Opponent	Date	GS	Min	FG	FGA	Pct	3FG	3FGA	Pct	FT	FTA	Pct	O	D	Tot	Avg	PF	FO	A	TO	Blk	Stl	Pts	Avg	
at LSU	11/13/09																								
ALCORN STATE	11/15/09																								
at Oklahoma	11/17/09																								
at Morehead State	11/21/09																								
GRAMBLING STATE	11/24/09																								
at Centenary	11/27/09																								
LOUISIANA TECH	12/2/09																								
at Alabama	12/5/09																								
at North Texas*	12/13/09																								
at Northern Colorado	12/16/09																								
at Denver*	12/19/09																								
HARDING	12/22/09																								
UNIV. OF SOUTHWEST	12/28/09																								
TROY*	12/31/09																								
UALR*	1/2/10																								
at FIU*	1/7/10																								
at Florida Atlantic*	1/9/10																								
SOUTH ALABAMA*	1/14/10																								
DENVER*	1/16/10																								
MIDDLE TENNESSEE*	1/21/10																								
at New Orleans*	1/23/10		6	0	1	.000	0	1	.000	2	2	1.000	0	1	1	1.0	0	0	0	0	0	1	2	2.0	
at Troy*	1/28/10		21	1	5	.200	1	5	.200	0	0	.000	0	1	1	1.0	1	0	2	1	0	1	3	2.5	
LOUISIANA-LAFAYETTE*	1/30/10		5	2	4	.500	0	1	.000	0	0	.000	0	2	2	1.3	2	0	3	0	0	0	4	3.0	
WESTERN KENTUCKY*	2/4/10		22	2	5	.400	2	4	.500	0	0	.000	0	2	2	1.5	2	0	2	1	0	0	6	3.8	
at UALR*	2/11/10		32	2	8	.250	1	5	.200	4	4	1.000	0	2	2	1.6	1	0	4	3	0	0	9	4.8	
at Arkansas State*	2/15/10		34	3	8	.375	2	5	.400	3	5	.600	0	2	2	1.7	1	0	0	2	0	2	11	5.8	
NEW ORLEANS*	2/18/10		26	5	9	.556	3	5	.600	3	4	.750	0	2	2	1.7	4	0	4	2	0	0	16	7.3	
at Louisiana-Lafayette*	2/20/10		27	2	4	.500	0	0	.000	2	2	1.000	0	4	4	2.0	1	0	1	2	0	0	6	7.1	
NORTH TEXAS*	2/27/10		33	2	7	.286	0	1	.000	0	1	.000	0	1	1	1.9	3	0	1	2	0	2	4	6.8	
Totals			2	206	19	51	.373	9	27	.333	14	18	.778	0	17	17	1.9	15	0	17	13	0	6	61	6.8

	2009-10 SEASON BESTS	CAREER BESTS
Points	16 New Orleans (2/18/10)	16 twice, last: New Orleans (2/18/10)
Field Goals	5 New Orleans (2/18/10)	6 twice, last: Louisiana-Lafayette (2/12/09)
Field Goal Attempts	9 New Orleans (2/18/10)	10 three times, last: Arkansas State (2/28/09)
3-Point Field Goals	3 New Orleans (2/18/10)	3 twice, last: New Orleans (2/18/10)
3-Point Field Goal Attempts	5 four times, last: New Orleans (2/18/10)	5 five times, last: New Orleans (2/18/10)
Free Throws	4 at UALR (2/11/10)	6 three times, last: at UALR (12/31/08)
Free Throw Attempts	5 at Arkansas State (2/15/10)	10 at Auburn (12/6/08)
Rebounds	4 at Louisiana-Lafayette (2/20/10)	4 three times, last: at La-Lafayette (2/20/10)
Offensive Rebounds	n/a	1 12 times, last: at South Alabama (2/21/09)
Defensive Rebounds	4 at Louisiana-Lafayette (2/20/10)	4 twice, last: at Louisiana-Lafayette (2/20/10)
Assists	4 twice, last: New Orleans (2/18/10)	9 at UALR (12/31/08)
Turnovers	3 at UALR (2/11/10)	9 Tennessee Tech (12/29/08)
Blocks	n/a	n/a
Steals	2 twice, last: North Texas (2/27/10)	5 South Alabama (2/2/08)
Minutes	34 at Arkansas State (2/15/10)	39 at UALR (12/31/08)

CAREER STATISTICS

Year	G	S	Min	Avg	FG	FGA	FG%	3FG	3FGA	3FG%	FT	FTA	FT%	Off	Def	Reb	Avg	Foul	DQ	Ast	Avg	TO	Avg	Blk	Avg	Stl	Avg	Pts	Avg
2007-08	27	11	412	15.3	19	62	0.31	6	21	0.29	17	25	0.68	8	17	25	0.9	20	0	42	1.6	37	1.4	0	0.0	21	0.8	61	2.3
2008-09	30	23	721	24.0	58	134	0.43	15	42	0.36	53	66	0.80	5	35	40	1.3	50	1	96	3.2	61	2.0	0	0.0	29	1.0	184	6.1
2009-10	9	2	206	22.9	19	51	0.37	9	27	0.33	14	18	0.78	0	17	17	1.9	15	0	17	1.9	13	1.4	0	0.0	6	0.7	61	6.8
Career	66	36	1339	20.3	96	247	0.39	30	90	0.33	84	109	0.77	13	69	82	1.2	85	1	155	2.3	111	1.7	0	0.0	56	0.8	306	4.6

SUN BELT STATISTICS

Year	G	S	Min	Avg	FG	FGA	FG%	3FG	3FGA	3FG%	FT	FTA	FT%	Off	Def	Reb	Avg	Foul	DQ	Ast	Avg	TO	Avg	Blk	Avg	Stl	Avg	Pts	Avg
2007-08	18	11	317	17.6	14	48	0.29	4	15	0.27	14	20	0.70	6	11	17	0.9	17	0	31	1.7	26	1.4	0	0.0	19	1.1	46	2.6
2008-09	18	17	455	25.3	40	94	0.43	7	26	0.27	33	39	0.85	2	22	24	1.3	29	1	56	3.1	29	1.6	0	0.0	16	0.9	120	6.7
2009-10	9	2	206	22.9	19	51	0.37	9	27	0.33	14	18	0.78	0	17	17	1.9	15	0	17	1.9	13	1.4	0	0.0	6	0.7	61	6.8
Career	45	30	978	21.7	73	193	0.38	20	68	0.29	61	77	0.79	8	50	58	1.3	61	1	104	2.3	68	1.5	0	0.0	41	0.9	227	5.0



13 Tommie Sykes

Junior » Forward » 6-4 » 205
Philadelphia, Pa. » Odessa College

SYKES NOTABLES

- Averaging 15.3 points and 6.5 rebounds per game over the last four games. Shooting 51.5 percent (17-of-33) from the field during that stretch.

- Tied for 15th in the Sun Belt in rebounding, pulling down 5.4 boards per game. Has led ULM in rebounding in 11 games this season.

- Scored a career-best 27 points, 11 of which came from the free-throw line, in a career-high 33 minutes of action at Louisiana-Lafayette (Feb. 20).

- Made his first start at ULM against Western Kentucky (Feb. 4).

- Nearly half of his points this season have come from the free-throw line, 143 of 289.

- Recorded his first career double-double against Denver (Jan. 16) with 11 points and a career-best 10 rebounds.

- Scored 23 points, including 17-of-20 from the free-throw line, against Troy (Dec. 31). Also grabbed game-high eight rebounds and had a career-best three steals in the contest.

- Scored seven points and grabbed a team-high-tying six rebounds in 19 minutes off the bench against LSU (Nov. 13), his first Division I game.

- Sykes comes to ULM after two seasons at Odessa College where he averaged 13.4 points and 7.1 rebounds per game. Sykes will have two seasons of eligibility remaining at ULM.

- While at Odessa, Sykes earned his way to the free throw line over 400 times in two seasons, shooting 70.5 percent from the charity stripe.

- Has continued to find his way to the line at the Division I level, shooting 198 free throws in 29 games. He has made 143-of-198 free throws (72.2 percent) this season.

2009-10 SEASON GAME-BY-GAME

Opponent	Date	GS	Min	FG	FGA	Pct	3FG	3FGA	Pct	FT	FTA	Pct	O	D	Tot	Avg	PF	FO	A	TO	Blk	Stl	Pts	Avg	
at LSU	11/13/09	19	2	7	.286	0	0	.000	3	4	.750	2	4	6	6.0	2	0	0	2	0	2	0	7	7.0	
ALCORN STATE	11/15/09	25	4	6	.667	0	0	.000	8	8	1.000	4	1	5	5.5	3	0	1	2	1	0	0	16	11.5	
at Oklahoma	11/17/09	18	1	3	.333	0	0	.000	2	2	1.000	2	3	5	5.3	3	0	0	1	0	1	0	4	9.0	
at Morehead State	11/21/09	14	1	1	1.000	0	0	.000	3	5	.600	0	0	4.0	2	0	0	1	0	0	0	0	5	8.0	
GRAMBLING STATE	11/24/09	13	1	1	1.000	0	0	.000	0	0	.000	1	2	3	3.8	4	0	1	5	0	1	2	6.8		
at Centenary	11/27/09	17	5	8	.625	0	0	.000	3	4	.750	3	3	6	4.2	4	0	0	2	0	2	0	13	7.8	
LOUISIANA TECH	12/2/09	19	3	6	.500	0	0	.000	9	11	.818	3	6	9	4.9	4	0	1	4	0	1	5	15	8.9	
at Alabama	12/5/09	14	1	3	.333	0	0	.000	5	6	.833	1	6	7	5.1	4	0	0	2	0	0	0	7	8.6	
at North Texas*	12/13/09	29	3	5	.600	0	0	.000	7	10	.700	4	5	9	5.6	2	0	1	5	0	1	13	9.1		
at Northern Colorado	12/16/09	21	2	3	.667	0	0	.000	1	2	5.000	1	3	4	5.4	3	0	2	2	0	1	5	8.7		
at Denver*	12/19/09	16	1	2	.500	0	0	.000	4	5	.800	1	2	3	5.2	5	1	0	0	0	0	0	6	8.5	
HARDING	12/22/09	19	2	4	.500	0	0	.000	9	15	.600	4	3	7	5.3	4	0	0	4	0	0	0	13	8.8	
UNIV. OF SOUTHWEST	12/28/09	24	6	9	.667	0	0	.000	4	8	.500	4	3	7	5.5	1	0	1	2	0	0	0	16	9.4	
TROY*	12/31/09	29	3	6	.500	0	0	.000	17	20	.850	3	5	8	5.6	3	0	1	1	0	3	23	10.4		
UALR*	1/2/10	27	1	6	.167	0	0	.000	0	4	.000	4	5	9	5.9	0	0	2	4	0	1	2	9.8		
at FIU*	1/7/10	16	1	4	.250	0	0	.000	2	2	1.000	3	0	3	5.7	2	0	0	1	0	0	0	4	9.4	
at Florida Atlantic*	1/9/10	24	5	8	.625	0	0	.000	4	7	.571	6	2	8	5.8	2	0	0	0	0	0	0	14	9.7	
SOUTH ALABAMA*	1/14/10	14	1	1	1.000	0	0	.000	4	4	1.000	1	2	3	5.7	4	0	0	3	0	0	0	6	9.5	
DENVER*	1/16/10	26	2	2	1.000	0	0	.000	7	11	.636	3	7	10	5.9	2	0	1	3	1	1	1	11	9.6	
MIDDLE TENNESSEE*	1/21/10	27	2	2	1.000	0	0	.000	3	3	1.000	3	2	5	5.9	1	0	1	2	1	0	0	7	9.5	
at New Orleans*	1/23/10	16	1	5	.200	0	0	.000	5	7	.714	1	0	1	5.6	4	0	0	1	0	0	0	7	9.3	
at Troy*	1/28/10	24	3	6	.500	0	0	.000	4	6	.667	2	4	5.5	2	0	1	3	0	0	0	10	9.4		
LOUISIANA-LAFAYETTE*	1/30/10	22	2	3	.667	0	0	.000	4	6	.667	2	1	3	5.4	5	1	1	3	0	0	0	8	9.3	
WESTERN KENTUCKY*	2/4/10	*	24	2	5	.400	0	0	.000	2	3	.667	1	2	5.3	4	0	1	1	0	1	0	1	6	9.2
at UALR*	2/11/10	*	19	1	3	.333	0	0	.000	6	7	.857	2	2	4	5.2	5	1	0	2	0	1	8	9.1	
at Arkansas State*	2/15/10	*	24	6	11	.545	0	0	.000	2	4	.500	5	0	5	5.2	3	0	0	1	0	0	14	9.3	
NEW ORLEANS*	2/18/10	27	1	3	.333	0	0	.000	6	9	.667	3	5	8	5.3	5	1	0	2	0	1	8	9.3		
at Louisiana-Lafayette*	2/20/10	*	33	8	12	.667	0	0	.000	11	15	.733	2	3	5	5.3	2	0	0	1	0	0	27	9.9	
NORTH TEXAS*	2/27/10	*	29	2	7	.286	0	0	.000	8	10	.800	6	2	8	5.4	5	1	0	3	1	0	12	10.0	
Totals		5	629	73	142	.514	0	0	.000	143	198	.722	77	80	157	5.4	90	5	15	63	4	17	289	10.0	

	2009-10 SEASON BESTS													CAREER BESTS												
Points	27	at Louisiana-Lafayette (2/20/10)												27	at Louisiana-Lafayette (2/20/10)											
Field Goals	8	at Louisiana-Lafayette (2/20/10)												8	at Louisiana-Lafayette (2/20/10)											
Field Goal Attempts	12	at Louisiana-Lafayette (2/20/10)												12	at Louisiana-Lafayette (2/20/10)											
3-Point Field Goals	n/a													n/a												
3-Point Field Goal Attempts	n/a													n/a												
Free Throws	17	Troy (12/31/09)												17	Troy (12/31/09)											
Free Throw Attempts	20	Troy (12/31/09)												20	Troy (12/31/09)											
Rebounds	10	Denver (1/16/10)												10	Denver (1/16/10)											
Offensive Rebounds	6	twice, last: North Texas (2/27/10)												6	twice, last: North Texas (2/27/10)											
Defensive Rebounds	7	Denver (1/16/10)												7	Denver (1/16/10)											
Assists	2	twice, last: UALR (1/2/10)												2	twice, last: UALR (1/2/10)											
Turnovers	5	twice, last: at North Texas (12/13/09)												5	twice, last: at North Texas (12/13/09)											
Blocks	1	four times, last: North Texas (2/27/10)												1	four times, last: North Texas (2/27/10)											
Steals	3	Troy (12/31/09)												3	Troy (12/31/09)											
Minutes	33	at Louisiana-Lafayette (2/20/10)												33	at Louisiana-Lafayette (2/20/10)											

CAREER STATISTICS

Year	G	S	Min	Avg	FG	FGA	FG%	3FG	3FGA	3FG%	FT	FTA	FT%	Off	Def	Reb	Avg	Foul	DQ	Ast	Avg	TO	Avg	Blk	Avg	Stl	Avg	Pts	Avg
2009-10	29	5	629	21.7	73	142	0.51	0	0	0.00	143	198	0.72	77	80	157	5.4	90	5	15	0.5	63	2.2	4	0.1	17	0.6	289	10.0
Career	29	5	629	21.7	73	142	0.51	0	0	0.00	143	198	0.72	77	80	157	5.4	90	5	15	0.5	63	2.2	4	0.1	17	0.6	289	10.0

SUN BELT STATISTICS

Year	G	S	Min	Avg	FG	FGA	FG%	3FG	3FGA	3FG%	FT	FTA	FT%	Off	Def	Reb	Avg	Foul	DQ	Ast	Avg	TO	Avg	Blk	Avg	Stl	Avg	Pts	Avg
2009-10	18	5	426	23.7	45	91	0.49	0	0	0.00	96	133	0.72	52	46	98	5.4	56	5	9	0.5	36	2.0	3	0.2	9	0.5	186	10.3
Career	18	5	426	23.7	45	91	0.49	0	0	0.00	96	133	0.72	52	46	98	5.4	56	5	9	0.5	36	2.0	3	0.2	9	0.5	186	10.3



21 Robert Nelson

Freshman » Guard » 5-10 » 153
Suwanee, Ga. » North Gwinnett HS

NELSON NOTABLES

- Played nine minutes and scored the first two points of his career at Florida Atlantic (Jan. 9).
- Suited up with the ULM basketball team for the first time against the University of the Southwest (Dec. 28).
- Played one minute and grabbed one rebound in his first collegiate game.
- Also plays defensive back on the ULM football team. Appeared in eight games, making six tackles.

2009-10 SEASON GAME-BY-GAME																									
Opponent	Date	GS	Min	FG	FGA	Pct	3FG	3FGA	Pct	FT	FTA	Pct	O	D	Tot	Avg	PF	FO	A	TO	Blk	Stl	Pts	Avg	
at LSU	11/13/09																								
ALCORN STATE	11/15/09																								
at Oklahoma	11/17/09																								
at Morehead State	11/21/09																								
GRAMBLING STATE	11/24/09																								
at Centenary	11/27/09																								
LOUISIANA TECH	12/2/09																								
at Alabama	12/5/09																								
at North Texas*	12/13/09																								
at Northern Colorado	12/16/09																								
at Denver*	12/19/09																								
HARDING	12/22/09																								
UNIV. OF SOUTHWEST	12/28/09		1	0	0	.000	0	0	.000	0	0	.000	0	1	1	1.0	0	0	0	0	0	0	0	0.0	
TROY*	12/31/09																								
UALR*	1/2/10																								
at FIU*	1/7/10																								
at Florida Atlantic*	1/9/10		9	0	0	.000	0	0	.000	2	2	1.000	0	1	1	1.0	2	0	0	2	0	0	2	1.0	
SOUTH ALABAMA*	1/14/10		6	0	0	.000	0	0	.000	0	0	.000	0	1	1	1.0	2	0	0	0	0	0	0	0.7	
DENVER*	1/16/10																								
MIDDLE TENNESSEE*	1/21/10		1	0	1	.000	0	1	.000	0	0	.000	0	0	0	0.8	2	0	0	0	0	0	0	0.5	
at New Orleans*	1/23/10																								
at Troy*	1/28/10																								
LOUISIANA-LAFAYETTE*	1/30/10																								
WESTERN KENTUCKY*	2/4/10																								
at UALR*	2/11/10																								
at Arkansas State*	2/15/10																								
NEW ORLEANS*	2/18/10																								
at Louisiana-Lafayette*	2/20/10																								
NORTH TEXAS*	2/27/10																								
Totals			0	17	0	1	.000	0	1	.000	2	2	1.000	0	3	3	0.8	6	0	0	2	0	0	2	0.5

	2009-10 SEASON BESTS		CAREER BESTS	
Points	2	at Florida Atlantic (1/9/10)	2	at Florida Atlantic (1/9/10)
Field Goals	n/a		n/a	
Field Goal Attempts	1	Middle Tennessee (1/21/10)	1	Middle Tennessee (1/21/10)
3-Point Field Goals	n/a		n/a	
3-Point Field Goal Attempts	1	Middle Tennessee (1/21/10)	1	Middle Tennessee (1/21/10)
Free Throws	2	at Florida Atlantic (1/9/10)	2	at Florida Atlantic (1/9/10)
Free Throw Attempts	2	at Florida Atlantic (1/9/10)	2	at Florida Atlantic (1/9/10)
Rebounds	1	three times, last: South Alabama (1/14/10)	1	three times, last: South Alabama (1/14/10)
Offensive Rebounds	n/a		n/a	
Defensive Rebounds	1	three times, last: South Alabama (1/14/10)	1	three times, last: South Alabama (1/14/10)
Assists	n/a		n/a	
Turnovers	2	at Florida Atlantic (1/9/10)	2	at Florida Atlantic (1/9/10)
Blocks	n/a		n/a	
Steals	n/a		n/a	
Minutes	9	at Florida Atlantic (1/9/10)	9	at Florida Atlantic (1/9/10)

CAREER STATISTICS																													
Year	G	S	Min	Avg	FG	FGA	FG%	3FG	3FGA	3FG%	FT	FTA	FT%	Off	Def	Reb	Avg	Foul	DQ	Ast	Avg	TO	Avg	Blk	Avg	Stl	Avg	Pts	Avg
2009-10	4	0	17	4.3	0	1	0.00	0	1	0.00	2	2	1.00	0	3	3	0.8	6	0	0	0.0	2	0.5	0	0.0	0	0.0	2	0.5
Career	4	0	17	4.3	0	1	0.00	0	1	0.00	2	2	1.00	0	3	3	0.8	6	0	0	0.0	2	0.5	0	0.0	0	0.0	2	0.5

SUN BELT STATISTICS																													
Year	G	S	Min	Avg	FG	FGA	FG%	3FG	3FGA	3FG%	FT	FTA	FT%	Off	Def	Reb	Avg	Foul	DQ	Ast	Avg	TO	Avg	Blk	Avg	Stl	Avg	Pts	Avg
2009-10	3	0	16	5.3	0	1	0.00	0	1	0.00	2	2	1.00	0	2	2	0.7	6	0	0	0.0	2	0.7	0	0.0	0	0.0	2	0.7
Career	3	0	16	5.3	0	1	0.00	0	1	0.00	2	2	1.00	0	2	2	0.7	6	0	0	0.0	2	0.7	0	0.0	0	0.0	2	0.7



22 Lawrence Gilbert

Junior » Forward » 6-7 » 210

New Orleans, La. » University of Miami (Fla.)

GILBERT NOTABLES

- Averaging 9.7 points per game and has scored in double-figures 15 times this season. Over the last three contests Gilbert is averaging 12.3 points per game.

- Tied his season-high with 18 points, including a career-best-tying five three-pointers, against New Orleans (Feb. 18).

- Just misses the Sun Belt minimum for free throws to be ranked. Would be ranked fourth at 83.3 percent. Missed just four free throws during conference play (26-of-30).

- Recorded his first double-double of the season (14 points, 10 rebounds), and fourth of his ULM career, against Middle Tennessee (Jan. 21).

- Saw his streak of seven-straight game in double figures snapped at Denver (Dec. 19), averaged 14.0 points per game during that stretch.

- Scored 18 points and dished out a career-high four assists against Grambling State (Nov. 24).

- Made his first four three-point attempts against Alcorn State (Nov. 15), finished the game 4-of-5 from beyond the arc, scoring 14 points.

- Last season, in his first year at ULM following a transfer from Miami (Fla.), Gilbert averaged 10.9 points per game in 24 contests, making 21 starts. He also grabbed 5.0 rebounds per game.

- Begins his first full season as a Warhawk after sitting out the first semester last season following his transfer.

2009-10 SEASON GAME-BY-GAME

Opponent	Date	GS	Min	FG	FGA	Pct	3FG	3FGA	Pct	FT	FTA	Pct	O	D	Tot	Avg	PF	FO	A	TO	Blk	Stl	Pts	Avg
at LSU	11/13/09	*	23	2	9	.222	2	6	.333	2	3	.667	1	3	4	4.0	3	0	1	1	0	0	8	8.0
ALCORN STATE	11/15/09	*	25	5	8	.625	4	5	.800	0	0	.000	1	3	4	4.0	4	0	1	2	1	0	14	11.0
at Oklahoma	11/17/09	*	22	2	8	.250	1	4	.250	0	0	.000	1	3	4	4.0	3	0	1	0	0	0	5	9.0
at Morehead State	11/21/09	*	31	5	11	.455	1	5	.200	5	6	.833	2	2	4	4.0	2	0	1	1	0	0	16	10.8
GRAMBLING STATE	11/24/09	*	29	5	7	.714	3	5	.600	5	6	.833	0	4	4	4.0	3	0	4	2	0	1	18	12.2
at Centenary	11/27/09	*	33	7	14	.500	1	4	.250	3	4	.750	4	4	8	4.7	4	0	1	2	0	0	18	13.2
LOUISIANA TECH	12/2/09	*	27	2	5	.400	2	4	.500	4	6	.667	2	4	6	4.9	3	0	0	2	0	0	10	12.7
at Alabama	12/5/09	*	26	4	6	.667	2	4	.500	0	0	.000	1	2	3	4.6	0	0	0	4	0	0	10	12.4
at North Texas*	12/13/09	*	17	3	9	.333	2	7	.286	2	2	1.000	0	1	1	4.2	3	0	0	1	1	0	10	12.1
at Northern Colorado	12/16/09	*	26	5	14	.357	2	6	.333	4	5	.800	3	2	5	4.3	2	0	2	3	0	0	16	12.5
at Denver*	12/19/09	*	21	1	4	.250	0	0	.000	0	0	.000	0	0	0	3.9	4	0	0	2	0	0	2	11.5
HARDING	12/22/09	*	26	2	6	.333	1	4	.250	2	2	1.000	0	3	3	3.8	4	0	1	1	1	3	7	11.2
UNIV. OF SOUTHWEST	12/28/09	*	22	3	7	.429	1	3	.333	4	4	1.000	3	5	8	4.2	3	0	0	1	0	2	11	11.2
TROY*	12/31/09	*	16	1	6	.167	1	3	.333	2	2	1.000	2	3	5	4.2	2	0	1	0	0	0	5	10.7
UALR*	1/2/10	*	18	2	6	.333	1	3	.333	3	3	1.000	0	4	4	4.2	4	0	1	1	0	0	8	10.5
at FIU*	1/7/10	*	27	3	9	.333	2	6	.333	0	0	.000	1	2	3	4.1	4	0	2	2	0	1	8	10.4
at Florida Atlantic*	1/9/10	*	18	0	2	.000	0	1	.000	0	0	.000	1	1	2	4.0	1	0	0	6	0	1	0	9.8
SOUTH ALABAMA*	1/14/10	*	37	3	9	.333	3	9	.333	2	2	1.000	3	4	7	4.2	0	0	0	3	1	2	11	9.8
DENVER*	1/16/10	*	14	1	2	.500	0	1	.000	0	0	.000	0	2	2	4.1	2	0	0	0	0	2	2	9.4
MIDDLE TENNESSEE*	1/21/10	*	29	4	12	.333	4	9	.444	2	2	1.000	0	10	10	4.4	2	0	0	4	0	1	14	9.7
at New Orleans*	1/23/10	*	28	1	9	.111	0	4	.000	1	2	.500	2	2	4	4.3	3	0	0	1	0	0	3	9.3
at Troy*	1/28/10	*	35	3	15	.200	2	9	.222	5	6	.833	3	5	8	4.5	2	0	3	0	0	4	13	9.5
LOUISIANA-LAFAYETTE*	1/30/10	*	32	2	11	.182	2	5	.400	2	2	1.000	1	7	8	4.7	4	0	0	0	0	2	8	9.4
WESTERN KENTUCKY*	2/4/10	*	28	3	7	.429	0	3	.000	3	3	1.000	1	2	3	4.6	2	0	2	1	0	1	9	9.4
at UALR*	2/11/10	*	37	4	15	.267	1	7	.143	1	2	.500	3	6	9	4.8	1	0	1	5	0	0	10	9.4
at Arkansas State*	2/15/10	*	28	4	11	.364	1	6	.167	0	0	.000	0	3	3	4.7	2	0	1	1	0	0	9	9.4
NEW ORLEANS*	2/18/10	*	34	6	12	.500	5	9	.556	1	2	.500	0	3	3	4.6	3	0	0	1	0	0	18	9.7
at Louisiana-Lafayette*	2/20/10	*	23	3	7	.429	1	3	.333	0	0	.000	0	5	5	4.6	3	0	0	3	0	0	7	9.6
NORTH TEXAS*	2/27/10	*	24	4	12	.333	2	6	.333	2	2	1.000	2	4	6	4.7	2	0	0	3	0	2	12	9.7
Totals			26	756	90	.253	47	141	.333	55	66	.833	37	99	136	4.7	75	0	23	53	4	22	282	9.7

	2009-10 SEASON BESTS	CAREER BESTS
Points	18 three times, last: New Orleans (2/18/10)	22 Tennessee Tech (12/29/08)
Field Goals	7 at Centenary (11/27/09)	8 twice, last: Tennessee Tech (12/29/08)
Field Goal Attempts	15 twice, last: at UALR (2/11/10)	15 three times, last: at UALR (2/11/10)
3-Point Field Goals	5 New Orleans (2/18/10)	5 twice, last: New Orleans (2/18/10)
3-Point Field Goal Attempts	9 four times, last: New Orleans (2/18/10)	9 four times, last: New Orleans (2/18/10)
Free Throws	5 three times, last: at Troy (1/28/10)	7 at McNeese State (12/13/08)
Free Throw Attempts	6 four times, last: at Troy (1/28/10)	8 at McNeese State (12/13/08)
Rebounds	10 Middle Tennessee (1/21/10)	13 at Denver (3/4/09)
Offensive Rebounds	4 at Centenary (11/27/09)	6 Troy (1/17/09)
Defensive Rebounds	10 Middle Tennessee (1/21/10)	10 Middle Tennessee (1/21/10)
Assists	4 Grambling State (11/24/09)	4 Grambling State (11/24/09)
Turnovers	6 at Florida Atlantic (1/9/10)	6 at Florida Atlantic (1/9/10)
Blocks	1 four times, last: South Alabama (1/14/10)	3 at Florida Atlantic (1/22/09)
Steals	4 at Troy (1/28/10)	4 at Troy (1/28/10)
Minutes	37 twice, last: at UALR (2/11/10)	38 at Denver (1/11/09)

CAREER STATISTICS

Year	G	S	Min	Avg	FG	FGA	FG%	3FG	3FGA	3FG%	FT	FTA	FT%	Off	Def	Reb	Avg	Foul	DQ	Ast	Avg	TO	Avg	Blk	Avg	Stl	Avg	Pts	Avg
2006-07*	20	2	119	6.0	11	32	0.34	3	10	0.30	5	9	0.56	14	12	26	1.3	14	0	7	0.4	8	0.4	1	0.1	2	0.1	32	1.6
2007-08	Redshirted following transfer																												
2008-09	24	21	662	27.6	80	191	0.42	44	96	0.46	57	71	0.80	40	79	119	5.0	66	2	17	0.7	45	1.9	12	0.5	16	0.7	261	10.9
2009-10	29	26	756	26.1	90	253	0.36	47	141	0.33	55	66	0.83	37	99	136	4.7	75	0	23	0.8	53	1.8	4	0.1	22	0.8	282	9.7
Career	73	49	1537	21.1	181	476	0.38	94	247	0.38	117	146	0.80	91	190	281	3.8	155	2	47	0.6	106	1.5	17	0.2	40	0.5	575	7.9

* denotes season played at Miami (Fla.)

SUN BELT STATISTICS

Year	G	S	Min	Avg	FG	FGA	FG%	3FG	3FGA	3FG%	FT	FTA	FT%	Off	Def	Reb	Avg	Foul	DQ	Ast	Avg	TO	Avg	Blk	Avg	Stl	Avg	Pts	Avg
2008-09	18	17	489	27.2	51	134	0.38	31	71	0.44	38	49	0.78	25	57	82	4.6	50	2	12	0.7	33	1.8	9	0.5	13	0.7	171	9.5
2009-10	18	15	466	25.9	48	158	0.30	27	91	0.30	26	30	0.87	19	64	83	4.6	44	0	11	0.6	34	1.9	2	0.1	16	0.9	149	8.3
Career	36	32	955	26.5	99	292	0.34	58	162	0.36	64	79	0.81																



24 Jarvis Hill

Senior » Guard » 6-2 » 190
 Starkville, Miss. » East Mississippi CC

HILL NOTABLES

- Played a season-high 32 minutes against South Alabama (Jan. 14), scoring 13 points, recording a career-high tying three assists and a season-best three steals.
- Recorded a season-best 17 points in 29 minutes against Troy (Dec. 31).
- Scored 14 points on a perfect 4-of-4 from the floor and 4-of-4 from the free-throw line at Northern Colorado (Dec. 16).
- Made his first start of the season at Morehead State (Nov. 21), playing 24 minutes while scoring 12 points.
- One of the strongest Warhawks on the defensive end of the floor, is often called upon to guard the opposition's top scoring guard.
- Was limited to just four minutes at LSU (Nov. 13) because he was suffering from the flu.
- Hill appeared in all 30 games last season for ULM, making 28 starts, in his first season after joining the Warhawks from East Mississippi CC. Hill averaged 7.9 points per game and 2.5 rebounds per contest in his first season at ULM.

2009-10 SEASON GAME-BY-GAME

Opponent	Date	GS	Min	FG	FGA	Pct	3FG	3FGA	Pct	FT	FTA	Pct	O	D	Tot	Avg	PF	FO	A	TO	Blk	Stl	Pts	Avg
at LSU	11/13/09		4	0	1	.000	0	0	.000	0	0	.000	0	0	0	0.0	0	0	0	1	0	0	0	0.0
ALCORN STATE	11/15/09	17	0	1	.000	0	0	0	.000	1	2	.500	0	2	2	1.0	5	1	2	4	0	2	1	0.5
at Oklahoma	11/17/09		16	1	1	1.000	0	0	.000	0	0	.000	0	0	0	0.7	1	0	0	2	0	0	2	1.0
at Morehead State	11/21/09	*	24	4	7	.571	3	5	.600	1	1	1.000	1	0	1	0.8	4	0	3	4	0	0	12	3.8
GRAMBLING STATE	11/24/09	*	19	2	3	.667	1	1	1.000	0	0	.000	1	1	2	1.0	5	1	0	1	0	1	5	4.0
at Centenary	11/27/09	*	18	1	2	.500	0	1	.000	3	4	.750	1	2	3	1.3	4	0	1	1	0	1	5	4.2
LOUISIANA TECH	12/2/09	5	0	0	.000	0	0	.000	0	0	.000	0	0	0	0	1.1	0	0	0	0	0	0	0	3.6
at Alabama	12/5/09	*	26	1	3	.333	0	0	.000	1	2	.500	0	2	2	1.3	1	0	0	3	0	1	3	3.5
at North Texas*	12/13/09	*	28	1	4	.250	0	1	.000	3	3	1.000	1	0	1	1.2	1	0	0	1	0	2	5	3.7
at Northern Colorado	12/16/09		22	4	4	1.000	2	2	1.000	4	4	1.000	0	1	1	1.2	0	0	2	1	0	1	14	4.7
at Denver*	12/19/09		17	1	2	.500	0	1	.000	0	0	.000	0	0	0	1.1	0	0	0	1	0	0	2	4.5
HARDING	12/22/09	*	16	1	2	.500	0	1	.000	0	0	.000	1	1	2	1.2	4	0	0	2	0	1	2	4.3
UNIV. OF SOUTHWEST	12/28/09	24	3	5	.600	0	0	.000	2	2	1.000	1	3	4	1.4	3	0	0	1	0	0	8	4.5	
TROY*	12/31/09	29	4	6	.667	2	3	.667	7	9	.778	1	0	1	1	1.4	5	1	2	1	0	1	17	5.4
at UALR*	1/2/10		17	0	1	.000	0	0	.000	0	1	.000	0	1	1	1.3	1	0	3	1	0	0	0	5.1
at FIU*	1/7/10		17	1	3	.333	0	1	.000	0	0	.000	0	0	0	1.3	1	0	0	1	0	1	2	4.9
at Florida Atlantic*	1/9/10		13	1	2	.500	0	0	.000	1	2	.500	0	2	2	1.3	1	0	2	0	0	1	3	4.8
SOUTH ALABAMA*	1/14/10	32	3	8	.375	1	2	.500	6	6	1.000	0	0	0	1.2	3	0	3	3	0	3	13	5.2	
DENVER*	1/16/10	28	3	6	.500	1	3	.333	2	2	1.000	0	3	3	1.3	1	0	1	0	0	0	9	5.4	
MIDDLE TENNESSEE*	1/21/10	Did not dress																						
at New Orleans*	1/23/10	Did not dress																						
at Troy*	1/28/10	Did not dress																						
LOUISIANA-LAFAYETTE*	1/30/10	Did not dress																						
WESTERN KENTUCKY*	2/4/10	Did not dress																						
at UALR*	2/11/10	Did not dress																						
at Arkansas State*	2/15/10	Did not dress																						
NEW ORLEANS*	2/18/10	Did not dress																						
at Louisiana-Lafayette*	2/20/10	Did not dress																						
NORTH TEXAS*	2/27/10	Did not dress																						
Totals		6	372	31	61	.508	10	21	.476	31	38	.816	7	18	25	1.3	40	3	19	28	0	15	103	5.4

	2009-10 SEASON BESTS	CAREER BESTS
Points	17 Troy (12/31/09)	23 at North Texas (2/19/09)
Field Goals	4 three times, last: Troy (12/31/09)	9 Morehead State (11/14/08)
Field Goal Attempts	8 South Alabama (1/14/10)	17 at Mississippi State (11/17/08)
3-Point Field Goals	3 at Morehead State (11/21/09)	4 SMU (3/7/07)
3-Point Field Goal Attempts	5 at Morehead State (11/21/09)	7 twice, last: McNeese State (11/20/08)
Free Throws	7 Troy (12/31/09)	8 UTEP (1/31/07)
Free Throw Attempts	9 Troy (12/31/09)	10 South Alabama (1/8/09)
Rebounds	4 U. of the Southwest (12/28/09)	8 at Auburn (12/6/08)
Offensive Rebounds	1 seven times, last: Troy (12/31/09)	5 at Tennessee Tech (11/29/08)
Defensive Rebounds	3 twice, last: Denver (1/16/10)	8 SMU (3/7/07)
Assists	3 three times, last: South Alabama (1/14/10)	3 six times, last: South Alabama (1/14/10)
Turnovers	4 twice, last: at Morehead State (11/21/09)	6 at McNeese State (12/13/08)
Blocks	n/a	1 Florida International (1/24/09)
Steals	3 South Alabama (1/14/10)	5 Morehead State (11/114/08)
Minutes	32 South Alabama (1/14/10)	37 at Auburn (12/6/08)

CAREER STATISTICS

Year	G	S	Min	Avg	FG	FGA	FG%	3FG	3FGA	3FG%	FT	FTA	FT%	Off	Def	Reb	Avg	Foul	DQ	Ast	Avg	TO	Avg	Blk	Avg	Stl	Avg	Pts	Avg	
2006-07	31	9	751	24.2	79	237	0.33	39	113	0.35	44	72	0.61	12	57	69	2.2	77	2	36	1.2	64	2.1	1	0.0	21	0.7	241	7.8	
2007-08	at East Mississippi Community College																													
2008-09	30	28	774	25.8	83	213	0.39	19	70	0.27	52	75	0.69	16	59	75	2.5	73	3	35	1.2	63	2.1	1	0.0	30	1.0	237	7.9	
2009-10	19	6	372	19.6	31	61	0.51	10	21	0.48	31	38	0.82	7	18	25	1.3	40	3	19	1.0	28	1.5	0	0.0	15	0.8	103	5.4	
Career	80	43	1897	23.7	193	511	0.38	68	204	0.33	127	185	0.69	35	134	169	2.1	190	8	90	1.1	155	1.9	2	0.0	66	0.8	581	7.3	

* denotes season played at Southern Miss

SUN BELT STATISTICS

Year	G	S	Min	Avg	FG	FGA	FG%	3FG	3FGA	3FG%	FT	FTA	FT%	Off	Def	Reb	Avg	Foul	DQ	Ast	Avg	TO	Avg	Blk	Avg	Stl	Avg	Pts	Avg
2008-09	18	17	460	25.6	35	101	0.35	10	29	0.34	31	41	0.76	7	30	37	2.1	46	1	25	1.4	32	1.8	1	0.1	11	0.6	111	6.2
2009-10	8	1	181	22.6	14	32	0.44	4	11	0.36	19	23	0.83	2	6	8	1.0	13	1	11	1.4	8	1.0	0	0.0	8	1.0	51	6.4
Career	26	18	641	24.7	49	133	0.37	14	40	0.35	50	64	0.78	9	36	45	1.7	59	2	36	1.4	40	1.5	1	0.0	19	0.7	162	6.2



25 Hugh Mingo

Junior » Guard » 6-3 » 175

West Monroe, La. » South Plains College

MINGO NOTABLES

• Mingo, a native of West Monroe, La., returns home to play collegiately after two seasons at South Plains College where he averaged 12.0 points and 3.7 rebounds per game as a sophomore. Mingo will have two seasons of eligibility remaining at ULM.

• In his first season at South Plains College, Hugh Mingo helped the Texans win the 2008 NJCAA National Championship with a 30-5 record; Mingo averaged 7.2 points and 2.4 rebounds per game that season.

• Has stress fractures in both of his legs that will cause him to miss the beginning of the season.

• Had surgery on his shins (Dec. 12) and will miss the entire season.

2009-10 SEASON GAME-BY-GAME

Opponent	Date	GS	Min	FG	FGA	Pct	3FG	3FGA	Pct	FT	FTA	Pct	O	D	Tot	Avg	PF	FO	A	TO	Blk	Stl	Pts	Avg
at LSU	11/13/09																							
ALCORN STATE	11/15/09																							
at Oklahoma	11/17/09																							
at Morehead State	11/21/09																							
GRAMBLING STATE	11/24/09																							
at Centenary	11/27/09																							
LOUISIANA TECH	12/2/09																							
at Alabama	12/5/09																							
at North Texas*	12/13/09																							
at Northern Colorado	12/16/09																							
at Denver*	12/19/09																							
HARDING	12/22/09																							
UNIV. OF SOUTHWEST	12/28/09																							
TROY*	12/31/09																							
UALR*	1/2/10																							
at FIU*	1/7/10																							
at Florida Atlantic*	1/9/10																							
SOUTH ALABAMA*	1/14/10																							
DENVER*	1/16/10																							
MIDDLE TENNESSEE*	1/21/10																							
at New Orleans*	1/23/10																							
at Troy*	1/28/10																							
LOUISIANA-LAFAYETTE*	1/30/10																							
WESTERN KENTUCKY*	2/4/10																							
at UALR*	2/11/10																							
at Arkansas State*	2/15/10																							
NEW ORLEANS*	2/18/10																							
at Louisiana-Lafayette*	2/20/10																							
NORTH TEXAS*	2/27/10																							

Totals

	2009-10 SEASON BESTS	CAREER BESTS
Points	n/a	n/a
Field Goals	n/a	n/a
Field Goal Attempts	n/a	n/a
3-Point Field Goals	n/a	n/a
3-Point Field Goal Attempts	n/a	n/a
Free Throws	n/a	n/a
Free Throw Attempts	n/a	n/a
Rebounds	n/a	n/a
Offensive Rebounds	n/a	n/a
Defensive Rebounds	n/a	n/a
Assists	n/a	n/a
Turnovers	n/a	n/a
Blocks	n/a	n/a
Steals	n/a	n/a
Minutes	n/a	n/a

CAREER STATISTICS

Year	G	S	Min	Avg	FG	FGA	FG%	3FG	3FGA	3FG%	FT	FTA	FT%	Off	Def	Reb	Avg	Foul	DQ	Ast	Avg	TO	Avg	Blk	Avg	Stl	Avg	Pts	Avg
2009-10																													
Career																													

SUN BELT STATISTICS

Year	G	S	Min	Avg	FG	FGA	FG%	3FG	3FGA	3FG%	FT	FTA	FT%	Off	Def	Reb	Avg	Foul	DQ	Ast	Avg	TO	Avg	Blk	Avg	Stl	Avg	Pts	Avg
2009-10																													
Career																													



41 Fabio Ribeiro

Junior » Center » 6-10 » 245
Caetonopolis, Brazil » New Mexico JC

RIBEIRO NOTABLES

- Has missed the last 18 games due to a reoccurring foot injury, likely to seek a medical redshirt.
- Scored the first six points of his ULM career and grabbed five rebounds, four on the offensive end, at Alabama (Dec. 5).
- Made his first career start against Louisiana Tech (Dec. 2), playing a career-best eight minutes.
- Scored four points and grabbed five rebounds in 11 minutes his unofficial debut at ULM, a Nov. 5, exhibition contest against Texas-Tyler.
- Injured his left foot late in the LSU game (Nov. 13) and did not dress for the next three contests.

• Returned to dress against Grambling State (Nov. 24) but did not play. Returned to action at Centenary (Nov. 27), playing two minutes.

• Ribeiro comes to ULM after two seasons at New Mexico Junior College, where he played for current ULM associate head coach Jimmy Voight. In his second season at NMJC, Ribeiro averaged 6.8 points and 8.7 rebounds per game while starting all 30 contests.

2009-10 SEASON GAME-BY-GAME

Opponent	Date	GS	Min	FG	FGA	Pct	3FG	3FGA	Pct	FT	FTA	Pct	O	D	Tot	Avg	PF	FO	A	TO	Blk	Stl	Pts	Avg
at LSU	11/13/09		3	0	0	.000	0	0	.000	0	0	.000	0	2	2	2.0	0	0	0	0	0	0	0	0.0
ALCORN STATE	11/15/09		Did not dress																					
at Oklahoma	11/17/09		Did not dress																					
at Morehead State	11/21/09		Did not dress																					
GRAMBLING STATE	11/24/09		Did not play																					
at Centenary	11/27/09		2	0	0	.000	0	0	.000	0	0	.000	0	0	0	1.0	1	0	0	0	0	0	0	0.0
LOUISIANA TECH	12/2/09	*	8	0	0	.000	0	0	.000	0	0	.000	0	0	0	0.7	3	0	0	0	1	0	0	0.0
at Alabama	12/5/09		18	3	5	.600	0	0	.000	0	0	.000	4	1	5	1.8	0	0	0	1	0	0	6	1.5
at North Texas*	12/13/09		14	0	2	.000	0	0	.000	0	0	.000	0	2	2	1.8	2	0	0	1	0	0	0	1.2
at Northern Colorado	12/16/09		5	0	0	.000	0	0	.000	0	0	.000	0	0	0	1.5	3	0	0	0	0	0	0	1.0
at Denver*	12/19/09		Did not play																					
HARDING	12/22/09		Did not dress																					
UNIV. OF SOUTHWEST	12/28/09		Did not dress																					
TROY*	12/31/09		Did not dress																					
UALR*	1/2/10		Did not dress																					
at FIU*	1/7/10		Did not dress																					
at Florida Atlantic*	1/9/10		Did not dress																					
SOUTH ALABAMA*	1/14/10		Did not dress																					
DENVER*	1/16/10		Did not dress																					
MIDDLE TENNESSEE*	1/21/10		Did not dress																					
at New Orleans*	1/23/10		Did not dress																					
at Troy*	1/28/10		Did not dress																					
LOUISIANA-LAFAYETTE*	1/30/10		Did not dress																					
WESTERN KENTUCKY*	2/4/10		Did not dress																					
at UALR*	2/11/10		Did not dress																					
at Arkansas State*	2/15/10		Did not dress																					
NEW ORLEANS*	2/18/10		Did not dress																					
at Louisiana-Lafayette*	2/20/10		Did not dress																					
NORTH TEXAS*	2/27/10		Did not dress																					
Totals			1	50	3	.429	0	0	.000	0	0	.000	4	5	9	1.5	9	0	0	2	1	0	6	1.0

	2009-10 SEASON BESTS													CAREER BESTS												
Points	6	at Alabama (12/5/09)	6	at Alabama (12/5/09)																						
Field Goals	3	at Alabama (12/5/09)	3	at Alabama (12/5/09)																						
Field Goal Attempts	5	at Alabama (12/5/09)	5	at Alabama (12/5/09)																						
3-Point Field Goals	n/a		n/a																							
3-Point Field Goal Attempts	n/a		n/a																							
Free Throws	n/a		n/a																							
Free Throw Attempts	n/a		n/a																							
Rebounds	5	at Alabama (12/5/09)	5	at Alabama (12/5/09)																						
Offensive Rebounds	4	at Alabama (12/5/09)	4	at Alabama (12/5/09)																						
Defensive Rebounds	2	twice, last: at North Texas (12/13/09)	2	twice, last: at North Texas (12/13/09)																						
Assists	n/a		n/a																							
Turnovers	1	twice, last: at North Texas (12/13/09)	1	twice, last: at North Texas (12/13/09)																						
Blocks	1	Louisiana Tech (12/2/09)	1	Louisiana Tech (12/2/09)																						
Steals	n/a		n/a																							
Minutes	18	at Alabama (12/5/09)	18	at Alabama (12/5/09)																						

CAREER STATISTICS

Year	G	S	Min	Avg	FG	FGA	FG%	3FG	3FGA	3FG%	FT	FTA	FT%	Off	Def	Reb	Avg	Foul	DQ	Ast	Avg	TO	Avg	Blk	Avg	Stl	Avg	Pts	Avg
2009-10	6	1	50	8.3	3	7	0.43	0	0	0.00	0	0	0.00	4	5	9	1.5	9	0	0	0.0	2	0.3	1	0.2	0	0.0	6	1.0
Career	6	1	50	8.3	3	7	0.43	0	0	0.00	0	0	0.00	4	5	9	1.5	9	0	0	0.0	2	0.3	1	0.2	0	0.0	6	1.0

SUN BELT STATISTICS

Year	G	S	Min	Avg	FG	FGA	FG%	3FG	3FGA	3FG%	FT	FTA	FT%	Off	Def	Reb	Avg	Foul	DQ	Ast	Avg	TO	Avg	Blk	Avg	Stl	Avg	Pts	Avg
2009-10	1	0	14	14.0	0	2	0.00	0	0	0.00	0	0	0.00	0	2	2	2.0	2	0	0	0.0	1	1.0	0	0.0	0	0.0	0	0.0
Career	1	0	14	14.0	0	2	0.00	0	0	0.00	0	0	0.00	0	2	2	2.0	2	0	0	0.0	1	1.0	0	0.0	0	0.0	0	0.0



45 Rory Burt

Redshirt Freshman » Center » 7-0 » 240
Wichita Falls, Texas » New Mexico JC

BURT NOTABLES

- Had a career-best four blocks against North Texas (Feb. 27). Has 20 blocked shots on the season.
- Earned his second career start against South Alabama (Jan. 14) and recorded three blocks.
- Made his first career start at Northern Colorado (Dec. 16), scoring six points on a perfect 3-of-3 from the field.
- Grabbed a career-best six rebounds, three offensive and three defensive, at North Texas (Dec. 13).
- Scored eight points on 4-of-4 shooting in his first Division I game at LSU (Nov. 13).
- Earned his first free throw opportunities of his career against Grambling State (Nov. 24), going 4-of-6 from the line.
- Came off the bench to play 14 minutes, scoring six points along with eight rebounds and two blocks, in his unofficial ULM debut against Texas-Tyler in an exhibition game on Nov. 5.
- Left-handed.
- Burt spent one season at New Mexico Junior College, playing for current ULM associate head coach Jimmy Voight. Burt appeared in six games, averaging 9.0 points, 8.3 rebounds and 1.7 blocks, before an injury forced him to take a medical redshirt. Burt will have four seasons of eligibility remaining at ULM.

2009-10 SEASON GAME-BY-GAME

Opponent	Date	GS	Min	FG	FGA	Pct	3FG	3FGA	Pct	FT	FTA	Pct	O	D	Tot	Avg	PF	FO	A	TO	Blk	Stl	Pts	Avg		
at LSU	11/13/09		14	4	4	1.000	0	0	.000	0	0	.000	2	1	3	3.0	1	0	0	0	0	0	8	8.0		
ALCORN STATE	11/15/09		15	3	6	.500	0	0	.000	0	0	.000	1	3	4	3.5	4	0	0	0	2	0	6	7.0		
at Oklahoma	11/17/09		10	1	1	1.000	0	0	.000	0	0	.000	2	1	3	3.3	0	0	0	0	1	0	2	5.3		
at Morehead State	11/21/09		11	1	1	1.000	0	0	.000	0	0	.000	1	2	3	3.0	1	0	0	2	1	0	2	4.5		
GRAMBLING STATE	11/24/09		8	0	0	.000	0	0	.000	4	6	.667	2	1	3	3.0	2	0	0	2	2	0	4	4.4		
at Centenary	11/27/09		12	0	1	.000	0	0	.000	1	2	.500	1	2	3	3.0	0	0	0	0	2	0	1	3.8		
LOUISIANA TECH	12/2/09		Did not play																							
at Alabama	12/5/09		8	0	1	.000	0	0	.000	0	0	.000	0	0	0	2.6	0	0	0	0	0	0	0	3.3		
at North Texas*	12/13/09		11	1	2	.500	0	0	.000	1	2	.500	3	3	6	3.0	3	0	0	0	1	0	3	3.3		
at Northern Colorado	12/16/09	*	14	3	3	1.000	0	0	.000	0	0	.000	0	2	2	2.9	4	0	0	1	1	0	6	3.6		
at Denver*	12/19/09	*	11	0	2	.000	0	0	.000	0	0	.000	0	1	1	2.7	1	0	0	0	0	1	0	3.2		
HARDING	12/22/09		3	0	1	.000	0	0	.000	1	2	.500	1	0	1	2.5	1	0	0	0	0	0	1	3.0		
UNIV. OF SOUTHWEST	12/28/09		Did not play																							
TROY*	12/31/09		3	1	1	1.000	0	0	.000	0	0	.000	0	0	0	2.3	1	0	0	0	0	0	2	2.9		
UALR*	1/2/10		6	2	4	.500	0	0	.000	0	0	.000	3	3	6	3.0	1	0	0	0	0	1	4	3.0		
at FIU*	1/7/10		2	0	0	.000	0	0	.000	0	0	.000	0	0	0	2.2	0	0	0	1	0	0	0	2.8		
at Florida Atlantic*	1/9/10		15	1	2	.500	0	0	.000	1	2	.500	0	0	0	2.1	0	0	0	1	0	0	3	2.8		
SOUTH ALABAMA*	1/14/10	*	14	0	2	.000	0	0	.000	1	4	.250	1	1	2	2.1	5	1	0	0	3	0	1	2.7		
DENVER*	1/16/10	*	12	0	2	.000	0	0	.000	0	0	.000	0	0	0	1.9	2	0	0	1	0	0	0	2.5		
MIDDLE TENNESSEE*	1/21/10		2	0	0	.000	0	0	.000	0	0	.000	1	0	1	1.9	0	0	0	1	0	0	0	2.4		
at New Orleans*	1/23/10		2	0	0	.000	0	0	.000	0	0	.000	0	1	1	1.8	0	0	0	0	0	0	0	2.3		
at Troy*	1/28/10		4	0	2	.000	0	0	.000	0	0	.000	0	0	0	1.8	1	0	0	0	1	2	0	2.2		
LOUISIANA-LAFAYETTE*	1/30/10		Did not play																							
WESTERN KENTUCKY*	2/4/10		3	0	0	.000	0	0	.000	1	2	.500	1	1	2	1.8	1	0	0	0	0	0	1	2.1		
at UALR*	2/11/10		5	0	1	.000	0	1	.000	0	0	.000	0	1	1	1.7	0	0	0	0	0	0	0	2.0		
at Arkansas State*	2/15/10		15	0	2	.000	0	0	.000	2	2	1.000	1	3	4	1.8	1	0	0	1	2	0	2	2.0		
NEW ORLEANS*	2/18/10		6	0	1	.000	0	0	.000	0	0	.000	0	1	1	1.8	0	0	0	0	0	0	0	1.9		
at Louisiana-Lafayette*	2/20/10		6	0	1	.000	0	0	.000	0	0	.000	0	0	0	1.7	2	0	0	0	0	0	0	1.8		
NORTH TEXAS*	2/27/10		12	0	0	.000	0	0	.000	2	2	1.000	0	1	1	1.7	4	0	0	1	4	0	2	1.8		
Totals			4	224	17	40	.425	0	1	.000	14	24	.583	20	24	44	1.7	35	1	0	11	20	4	48	1.8	

	2009-10 SEASON BESTS	CAREER BESTS
Points	8 at LSU (11/13/09)	8 at LSU (11/13/09)
Field Goals	4 at LSU (11/13/09)	4 at LSU (11/13/09)
Field Goal Attempts	6 Alcorn State (11/15/09)	6 Alcorn State (11/15/09)
3-Point Field Goals	n/a	n/a
3-Point Field Goal Attempts	1 at UALR (2/11/10)	1 at UALR (2/11/10)
Free Throws	4 Grambling State (11/24/09)	4 Grambling State (11/24/09)
Free Throw Attempts	6 Grambling State (11/24/09)	6 Grambling State (11/24/09)
Rebounds	6 at North Texas (12/13/09)	6 at North Texas (12/13/09)
Offensive Rebounds	3 twice, last: UALR (1/2/10)	3 twice, last: UALR (1/2/10)
Defensive Rebounds	3 three times, last: at Arkansas State (2/15/10)	3 three times, last: at Arkansas St. (2/15/10)
Assists	n/a	n/a
Turnovers	2 twice, last: Grambling State (11/24/09)	2 twice, last: Grambling State (11/24/09)
Blocks	4 North Texas (2/27/10)	4 North Texas (2/27/10)
Steals	2 at Troy (1/28/10)	2 at Troy (1/28/10)
Minutes	15 three times, last: at Arkansas State (2/15/10)	15 three times, last: at Arkansas St. (2/15/10)

CAREER STATISTICS

Year	G	S	Min	Avg	FG	FGA	FG%	3FG	3FGA	3FG%	FT	FTA	FT%	Off	Def	Reb	Avg	Foul	DQ	Ast	Avg	TO	Avg	Blk	Avg	Stl	Avg	Pts	Avg
2009-10	26	4	224	8.6	17	40	0.43	0	1	0.00	14	24	0.58	20	24	44	1.7	35	1	0	0.0	11	0.4	20	0.8	4	0.2	48	1.8
Career	26	4	224	8.6	17	40	0.43	0	1	0.00	14	24	0.58	20	24	44	1.7	35	1	0	0.0	11	0.4	20	0.8	4	0.2	48	1.8

SUN BELT STATISTICS

Year	G	S	Min	Avg	FG	FGA	FG%	3FG	3FGA	3FG%	FT	FTA	FT%	Off	Def	Reb	Avg	Foul	DQ	Ast	Avg	TO	Avg	Blk	Avg	Stl	Avg	Pts	Avg
2009-10	17	3	129	7.6	5	22	0.23	0	1	0.00	8	14	0.57	10	13	23	1.4	22	1	0	0.0	6	0.4	11	0.6	4	0.2	18	1.1
Career	17	3	129	7.6	5	22	0.23	0	1	0.00	8	14	0.57	10	13	23	1.4	22	1	0	0.0	6	0.4	11	0.6	4	0.2	18	1.1



Fred Brown

Junior » Guard » 6-2 » 190

West Palm Beach, Fla. » Kansas State

BROWN NOTABLES

• Brown will sit out this season following his transfer from Kansas State.

• In two seasons at Kansas State, Brown played in 61 games, including two starts. Brown averaged 6.2 points, 1.5 rebounds and 1.0 assists per game in his time as a Wildcat.

2009-10 SEASON GAME-BY-GAME

Opponent	Date	GS	Min	FG	FGA	Pct	3FG	3FGA	Pct	FT	FTA	Pct	O	D	Tot	Avg	PF	FO	A	TO	Blk	Stl	Pts	Avg
at LSU	11/13/09		Did not dress																					
ALCORN STATE	11/15/09		Did not dress																					
at Oklahoma	11/17/09		Did not dress																					
at Morehead State	11/21/09		Did not dress																					
GRAMBLING STATE	11/24/09		Did not dress																					
at Centenary	11/27/09		Did not dress																					
LOUISIANA TECH	12/2/09		Did not dress																					
at Alabama	12/5/09		Did not dress																					
at North Texas*	12/13/09		Did not dress																					
at Northern Colorado	12/16/09		Did not dress																					
at Denver*	12/19/09		Did not dress																					
HARDING	12/22/09		Did not dress																					
UNIV. OF SOUTHWEST	12/28/09		Did not dress																					
TROY*	12/31/09		Did not dress																					
UALR*	1/2/10		Did not dress																					
at FIU*	1/7/10		Did not dress																					
at Florida Atlantic*	1/9/10		Did not dress																					
SOUTH ALABAMA*	1/14/10		Did not dress																					
DENVER*	1/16/10		Did not dress																					
MIDDLE TENNESSEE*	1/21/10		Did not dress																					
at New Orleans*	1/23/10		Did not dress																					
at Troy*	1/28/10		Did not dress																					
LOUISIANA-LAFAYETTE*	1/30/10		Did not dress																					
WESTERN KENTUCKY*	2/4/10		Did not dress																					
at UALR*	2/11/10		Did not dress																					
at Arkansas State*	2/15/10		Did not dress																					
NEW ORLEANS*	2/18/10		Did not dress																					
at Louisiana-Lafayette*	2/20/10		Did not dress																					
NORTH TEXAS*	2/27/10		Did not dress																					

Totals

	2009-10 SEASON BESTS	CAREER BESTS
Points	n/a	26 Chicago State (1/5/09)
Field Goals	n/a	9 Xavier (12/31/07)
Field Goal Attempts	n/a	17 Chicago State (1/5/09)
3-Point Field Goals	n/a	6 Gardner-Webb (12/14/08)
3-Point Field Goal Attempts	n/a	10 Chicago State (1/5/09)
Free Throws	n/a	6 Chicago State (1/5/09)
Free Throw Attempts	n/a	8 Chicago State (1/5/09)
Rebounds	n/a	7 Chicago State (1/5/09)
Offensive Rebounds	n/a	3 twice, last: Chicago State (1/5/09)
Defensive Rebounds	n/a	5 twice, last: Savannah State (1/7/08)
Assists	n/a	6 SE Missouri State (11/16/08)
Turnovers	n/a	5 Oklahoma (1/10/09)
Blocks	n/a	1 five times
Steals	n/a	4 Wagner (12/29/07)
Minutes	n/a	33 Idaho State (1/3/09)

CAREER STATISTICS

Year	G	S	Min	Avg	FG	FGA	FG%	3FG	3FGA	3FG%	FT	FTA	FT%	Off	Def	Reb	Avg	Foul	DQ	Ast	Avg	TO	Avg	Blk	Avg	Stl	Avg	Pts	Avg
2007-08*	27	0	248	9.2	39	98	0.40	20	53	0.38	8	16	0.50	12	22	34	1.3	20	0	18	0.7	13	0.5	3	0.1	12	0.4	106	3.9
2008-09*	34	2	695	20.4	99	235	0.42	54	130	0.42	22	37	0.59	17	38	55	1.6	53	1	45	1.3	44	1.3	2	0.1	23	0.7	274	8.1
2009-10																													
Career	61	2	943	15.5	138	333	0.41	74	183	0.40	30	53	0.57	29	60	89	1.5	73	1	63	1.0	57	0.9	5	0.1	35	0.6	380	6.2

* denotes season played at Kansas State

SUN BELT STATISTICS

Year	G	S	Min	Avg	FG	FGA	FG%	3FG	3FGA	3FG%	FT	FTA	FT%	Off	Def	Reb	Avg	Foul	DQ	Ast	Avg	TO	Avg	Blk	Avg	Stl	Avg	Pts	Avg
2009-10																													
Career																													

2009-10: Results

Record	Overall	Home	Away
All Games	11-18	8-6	3-12
Sun Belt Games	6-12	4-5	2-7
Non-Conference Games	5-6	4-1	1-5

Date	Opponent	Result	Attendance	Top Scorer	Rebounds	Assists	Steals	Blocks
Nov. 13	at LSU	L, 82-62	9,081	Hooper (11) Thomas (11)	Hooper (6) Sykes (6)	Fuselier (4)	Thomas (3)	Turner (2)
Nov. 15	Alcorn State	W, 82-66	856	Hooper (18)	Turner (6)	Hooper (3)	Hooper (4)	Burt (2) Hooper (2)
Nov. 17	at Oklahoma	L, 72-61	9,575	Hooper (17)	Three Tied (5)	Hooper (2)	Forbes (3)	Burt (1)
Nov. 21	at Morehead State	W, 74-73	2,114	Forbes (17)	Forbes (4) Gilbert (4)	Hill (3)	Forbes (2) Hooper (2)	Burt (1) Turner (1)
Nov. 24	Grambling State	W, 76-66	2,876	Gilbert (18)	Turner (7)	Hooper (7)	Hooper (4)	Burt (2) Carr (2)
Nov. 27	at Centenary	L, 94-84	612	Thomas (19)	Gilbert (8) Hooper (8)	Hooper (4)	Sykes (2)	Burt (2) Turner (2)
Dec. 2	Louisiana Tech	L, 76-73	3,817	Hooper (23)	Sykes (9)	Forbes (2) Hooper (2)	Forbes (3)	Ribeiro (1)
Dec. 5	at Alabama	L, 74-46	8,502	Gilbert (10)	Sykes (7)	Carr (2)	Hill (1) Hooper (1)	Carr (1)
Dec. 13	at North Texas*	L, 79-62	1,412	Sykes (13)	Sykes (9)	Four Tied (1)	Carr (2) Hill (2)	Burt (1) Gilbert (1)
Dec. 16	at Northern Colorado	L, 95-84	1,179	Forbes (25)	Carr (5) Gilbert (5)	Carr (3)	Forbes (2) Hooper (2)	Turner (2)
Dec. 19	at Denver*	L, 87-65	1,486	Forbes (21)	Turner (4)	Forbes (3)	Forbes (3)	Turner (1)
Dec. 22	Harding	W, 74-61	806	Turner (21)	Turner (14)	Fuselier (4)	Hooper (4)	Turner (4)
Dec. 28	Univ. of the Southwest	W, 99-70	1,033	Turner (20)	Gilbert (8)	Hooper (7)	Hooper (3)	Turner (2)
Dec. 31	Troy*	L, 83-82	537	Sykes (23)	Sykes (8)	Forbes (2) Hill (2)	Carr (3) Sykes (3)	Turner (2)
Jan. 2	UALR*	W, 68-64	1,026	Hooper (28)	Sykes (9)	Fuselier (3)	Hooper (2)	Turner (1)
Jan. 7	at Florida International*	L, 62-56	802	Turner (13)	Carr (7) Turner (7)	Hooper (3)	Fuselier (2) Hooper (2)	Turner (2)
Jan. 9	at Florida Atlantic*	L, 74-61	949	Forbes (24)	Turner (9)	Carr (4) Hooper (4)	Carr (2)	Turner (2)
Jan. 14	South Alabama*	W, 61-58	538	Forbes (14)	Gilbert (7)	Carr (3) Hill (3)	Hooper (4)	Burt (3)
Jan. 16	Denver*	W, 64-53	1,416	Turner (19)	Sykes (10)	Hooper (3)	Forbes (5)	Sykes (1)
Jan. 21	Middle Tennessee*	L, 69-60	1,215	Forbes (14) Gilbert (14)	Gilbert (10)	Hooper (4)	Carr (2) Hooper (2)	Sykes (1) Turner (1)
Jan. 23	at New Orleans*	W, 48-47	684	Carr (10) Forbes (10)	Forbes (8)	Carr (3)	Forbes (4)	Turner (1)
Jan. 28	at Troy*	L, 75-56	1,837	Gilbert (13)	Turner (11)	Williams (6)	Gilbert (4)	Turner (3)
Jan. 31	Louisiana-Lafayette*	L, 72-67	1,638	Forbes (23)	Turner (9)	Hooper (4)	Gilbert (2) Williams (2)	Forbes (1)
Feb. 4	Western Kentucky*	W, 67-66	1,632	Forbes (22)	Turner (8)	Carr (4)	four tied (1)	Turner (6)
Feb. 11	at UALR*	W, 67-64	2,942	Turner (20)	Gilbert (9)	Averette (4)	Williams (2)	Forbes (1) Turner (1)
Feb. 15	at Arkansas State*	L, 69-52	4,109	Sykes (14)	Sykes (5)	Williams (7)	Averette (2)	Burt (2)
Feb. 18	New Orleans*	L, 82-73	897	Gilbert (18)	Sykes (8)	Averette (4)	Forbes (1) Sykes (1)	none
Feb. 20	at Louisiana-Lafayette*	L, 73-71	3,984	Sykes (27)	Turner (8)	Hooper (3)	Forbes (2)	Turner (2)
Feb. 27	North Texas*	L, 74-71	1,283	Forbes (19)	Sykes (8)	Hooper (7)	three tied (2)	Burt (4)
March 6	vs. Louisiana-Lafayette							
March 7	vs. North Texas (if advance)							

* denotes Sun Belt Conference game

2009-10: Box Scores



GAME 1

ULM: 62

LSU: 55



November 13, 2009 • Maravich Center
Baton Rouge, La.

BATON ROUGE, La. - The ULM men's basketball team fell in its season opener, 82-62, at LSU Friday night (Nov. 13). Fifth-year senior guard Tony Hooper and senior forward Malcolm Thomas each led the Warhawks with 11 points.

The Tigers jumped out to a quick start, scoring the first 14 points of the contest. Junior guard Warren Fuselier got ULM on the board 7:47 into the first half with a steal and a layup. The Warhawks then forced another turnover and Hooper hit an 18-foot jumper as ULM began to settle into the contest.

ULM played LSU even over the next six minutes, as the Tigers took a 29-14 lead into a media timeout with 6:38 to play in the first half.

The Warhawks scored the final five points of the half on a basket by Thomas and a deep three-pointer at the buzzer by Hooper to cut the LSU lead to 40-29 heading into the intermission.

Thomas led ULM with six points at the break, Hooper and junior forward Tommie Sykes each chipped in five, Sykes also had five rebounds in the opening half. LSU's Bo Spencer led all scorers with nine points in the opening stanza, the Tigers also held an 11-3 free throw advantage in the first 20 minutes.

Hooper started the second half the same way he ended the first, burying a trifecta to cut the LSU lead to 40-32.

After the Tigers extended the lead, junior forward Lawrence Gilbert cut it back to single-digits, 46-37, with a four-point play on a triple and a free throw with 16:43 to play.

With the LSU advantage at nine, 53-44, the Tigers went on a 10-0 run, holding ULM scoreless for 6:02, putting the game out of reach.

Fuselier added 10 points and four assists off the bench for ULM while Hooper and Sykes grabbed a team-high six rebounds.

Spencer led all scorers with 23 points in the contest for LSU.

No.	ULM	FG	3FG	FT	O-D	TOT F	TP	A	TO	B	S	MIN
3	Turner, R.	1-4	0-0	1-2	1-1	2	5	3	0	5	2	20
22	Gilbert, L.	2-9	2-6	2-3	1-3	4	3	8	1	1	0	23
23	Thomas, M.	5-10	0-1	1-2	1-2	3	1	11	2	0	3	32
00	Hooper, T.	4-10	3-5	0-1	0-6	6	2	11	0	4	0	33
5	Forbes, D.	1-7	0-3	0-0	0-0	0	1	2	1	1	0	26
1	Fuselier, W.	4-6	1-1	1-1	0-1	1	3	10	4	2	0	23
2	Carr, C.	1-2	0-0	0-0	1-0	1	0	2	0	1	0	3
13	Sykes, T.	2-7	0-0	3-4	2-4	6	2	7	0	2	0	19
24	Hill, J.	0-1	0-0	0-0	0-0	0	0	0	0	1	0	4
41	Ribeiro, F.	0-0	0-0	0-0	0-2	2	0	0	0	0	0	3
45	Burt, R.	4-4	0-0	0-0	2-1	3	1	8	0	0	0	14
TEAM		3-2		5								
TOTALS		24-60	6-16	8-13	11-22	33	18	62	7	19	2	200
TOTAL FG%:		1st: 12-32	.375	2nd: 12-28	.429	Game: 24-60		.400				
3-PT FG%:		1st: 2-9	.222	2nd: 4-7	.571	Game: 6-16		.375				
FT%:		1st: 3-5	.600	2nd: 5-8	.625	Game: 8-13		.615				

No.	LSU	FG	3FG	FT	O-D	TOT F	TP	A	TO	B	S	MIN
1	Mitchell, T.	7-14	1-4	0-0	0-5	5	4	15	2	2	0	35
3	Green, G.	1-5	0-0	1-2	1-2	3	3	3	1	2	0	16
24	Warren, S.	5-7	0-0	5-6	6-6	12	2	15	4	3	1	24
11	Spencer, B.	8-19	3-12	4-4	0-3	3	0	23	5	4	0	38
12	Dotson, A.	2-5	1-3	1-2	0-3	3	1	6	0	1	0	18
4	Bass, C.	3-5	0-1	1-2	0-4	4	0	7	5	2	0	4
13	Ludwig, E.	1-2	0-0	0-0	1-1	2	2	2	0	0	0	9
15	Harris, D.	3-4	0-0	3-4	3-1	4	3	9	1	0	0	17
20	Kingsley, Z.	1-6	0-1	0-0	1-0	1	1	2	1	0	0	12
TEAM		4-2		6								
TOTALS		31-67	5-21	15-20	16-27	43	16	82	19	13	4	200
TOTAL FG%:		1st: 14-32	.438	2nd: 17-35	.486	Game: 31-67		.463				
3-PT FG%:		1st: 1-8	.125	2nd: 4-13	.308	Game: 5-21		.238				
FT%:		1st: 11-14	.786	2nd: 4-6	.667	Game: 15-20		.750				

Technical Fouls: None

Officials: Tom Eades, Anothly Jordan, Willi CJ Washington

Attendance: 9,081

Score by Half

ULM.....	29-33	62
LSU.....	40-42	82



GAME 2

ULM: 82

Alcorn State: 66



November 15, 2009 • Fant-Ewing Coliseum
Monroe, La.

MONROE, La. - Fifth-year senior guard Tony Hooper scored a team-high 18 points as the ULM men's basketball team earned an 82-66 victory over Alcorn State on Sunday afternoon (Nov. 15) at Fant-Ewing Coliseum. Junior forward Tommie Sykes added 16 and junior forward Lawrence Gilbert chipped in 14 points as ULM picked up its first victory of the season.

ULM never trailed in the contest but saw its double-digit lead cut to just six midway through the second half before a late Warhawks charge put the game out of reach. The two teams combined for 48 turnovers and 61 free throw attempts in the contest.

The Warhawks jumped out to a quick 5-0 lead in the opening 75 seconds of the contest, all five points coming via free throws by Hooper. Following a basket by Alcorn State, ULM went on a 13-4 run over the next five minutes, stretching its advantage to 18-6. Senior guard Dnylle Forbes scored five during the burst for the Warhawks on a layup and a triple.

ULM's advantage reached 27-14 with 7:53 to play on a put back by redshirt freshman center Rory Burt, but the Braves trimmed the Warhawks lead back to eight, 29-21 with six minutes to play before the intermission. With 1:39 to play before the break, Gilbert buried his third triple of the half to give ULM a 47-30 lead, its largest lead of the half.

The Warhawks took a 49-35 lead into the locker room, Gilbert led all scorers with 11 points in the first half, Sykes added 10, including a perfect 6-of-6 from the free throw line. All 10 players dressed for the Warhawks played and scored in the opening 20 minutes.

Gilbert made his fourth trifecta of the game to open the second half, but Alcorn State responded with a 9-0 run, cutting the ULM lead to 52-44 five minutes into the second half before junior guard Warren Fuselier hit a floater in the lane to stop the run.

Another 8-0 run by the Braves trimmed ULM's lead to just six, 62-56, with 10:47 to play until Hooper answered for the Warhawks with a runner.

Hooper's runner sparked an 18-2 spurt for ULM that pushed the lead to 80-60 with just over four minutes to play in the contest. The Warhawks held Alcorn State without a field goal for over five minutes during that stretch.

JeMarkus Holt of Alcorn State led all scorers with 19 points and also grabbed a game-high 12 rebounds, lan Francis added 15 for the Braves.

No.	ULM	FG	3FG	FT	O-D	TOT F	TP	A	TO	B	S	MIN
22	Gilbert, L.	5-8	4-5	0-0	1-3	4	4	14	1	2	1	25
23	Thomas, M.	1-5	0-1	0-0	2-0	2	1	2	2	1	1	19
3	Turner, R.	1-3	0-0	2-2	1-5	6	4	4	0	3	1	14
00	Hooper, T.	4-7	2-2	8-10	0-2	3	18	3	4	2	4	18
5	Forbes, D.	3-11	2-8	0-0	0-4	4	2	8	0	1	0	25
1	Fuselier, W.	3-6	0-0	2-5	0-2	2	0	8	2	4	0	23
2	Carr, C.	2-2	0-0	1-3	0-4	4	1	5	0	1	0	19
13	Sykes, T.	4-6	0-0	8-8	4-1	5	3	16	1	2	1	25
24	Hill, J.	0-1	0-0	1-2	0-2	2	5	1	2	4	0	17
45	Burt, R.	3-6	0-0	0-0	1-3	4	4	6	0	0	2	15
TEAM		0-1		1								
TOTALS		26-55	8-16	22-30	9-27	36	27	82	11	22	8	200
TOTAL FG%:		1st: 16-31	.516	2nd: 10-24	.417	Game: 26-55		.473				
3-PT FG%:		1st: 4-7	.571	2nd: 4-9	.444	Game: 8-16		.500				
FT%:		1st: 13-17	.765	2nd: 9-13	.692	Game: 22-30		.733				

No.	Alcorn State	FG	3FG	FT	O-D	TOT F	TP	A	TO	B	S	MIN
24	Francis, I.	4-7	0-0	7-7	1-3	4	2	15	0	3	0	34
45	Ragland, J.	3-4	1-1	2-2	1-3	4	5	9	1	3	0	24
13	Holt, J.	7-15	0-0	5-7	6-6	12	4	19	1	6	3	33
00	Boyd, J.	3-9	2-7	0-0	0-3	3	2	8	3	2	0	33
1	Searcy, K.	1-3	0-0	0-0	1-1	2	2	2	0	6	0	7
3	Savannah, A.	1-7	0-2	2-5	2-0	2	3	4	1	0	2	28
4	Blackwell, D.	0-0	0-0	2-4	0-0	2	2	0	0	1	0	5
5	Anthony, C.	0-0	0-0	0-0	0-0	0	0	0	0	1	0	1
11	Ingram, S.	0-4	0-2	1-2	0-1	1	0	1	1	1	0	7
30	Eackles, T.	1-6	0-2	1-1	2-1	2	2	3	0	2	0	16
32	Starks, M.	0-2	0-0	0-0	1-0	1	2	0	0	1	0	7
34	Blakely, G.	1-2	0-0	1-2	2-1	3	0	3	0	1	0	5
TEAM		1-4		5								
TOTALS		21-59	3-14	21-31	16-23	39	24	66	10	26	4	200
TOTAL FG%:		1st: 11-30	.367	2nd: 10-29	.345	Game: 21-59		.356				
3-PT FG%:		1st: 1-8	.125	2nd: 2-6	.333	Game: 3-14		.214				
FT%:		1st: 12-20	.600	2nd: 9-11	.818	Game: 21-31		.667				

Technical Fouls: Alcorn State - team (x2)

Officials: Troy Raymond, Brent Dugas, John Heatly

Attendance: 856

Score by Half

Alcorn State.....	35-31	66
ULM.....	49-33	82



GAME 3

ULM: 61

Oklahoma: 72



November 17, 2009 • Lloyd Noble Center
Norman, Okla.

NORMAN, Okla. - Senior guard Tony Hooper scored 17 points as the ULM men's basketball team put a scare into the 17th-ranked Oklahoma Sooners, falling, 72-61, on Tuesday night (Nov. 17) at the Lloyd Noble Center.

Oklahoma benefited from a 24-5 advantage at the free throw line to earn the 11-point victory after leading by just three at halftime.

Oklahoma registered the first five points of the contest, three coming from the free throw line, before a senior guard Dnylle Forbes up-and-under move got ULM on the board. Hooper then knocked down a triple as the Warhawks leveled the score at five, three-and-a-half minutes into the contest.

Back-to-back trifectas by junior forward Lawrence Gilbert and Hooper extended the ULM run to 11-0, giving the Warhawks a six-point advantage. After a triple by the Sooners, five-straight points by Forbes gave ULM an eight-point lead, 16-8, just past the midway point of the first half.

The Sooners went on a 6-0 run to cut the ULM lead to just two, 16-14, before senior forward Malcolm Thomas ended the Warhawks' drought with a layup with 5:13 to play before the half.

A 10-2 run by Oklahoma to end the first half gave the Sooners a 27-24 lead headed into the intermission.

Oklahoma's Willie Warren led all scorers at the half with 11 points; Forbes led the way for ULM with seven. The Sooners made 10-of-13 free throws in the opening 20 minutes to just 2-of-2 for the Warhawks.

ULM took its first lead of the second half, 39-38, with 14:11 to play on a basket by senior guard Jarvis Hill. But the Sooners followed that basket with a 9-0 run, the first six points of the burst coming from the free throw line, to take a 47-39 lead with 12 minutes remaining.

Oklahoma pushed its lead to 11, 55-44, with an 8-2 run, capped by free throws by Warren with just under nine minutes to play.

Down the stretch, ULM was unable to close the gap as Oklahoma had an answer for every basket made by the Warhawks, holding on for the 11-point victory.

Junior center Rudy Turner added 12 points and five rebounds for ULM; Forbes finished the contest with 11 points.

Warren led all scorers for Oklahoma with 24 points, Tony Crocker chipped in 13 for the Sooners.

No.	ULM	FG	3FG	FT	O-D	TOT F	TP	A	TO	B	S	MIN
3	Turner, R.	5-5	0-0	2-2	4-1	5	3	12	0	2	0	29
22	Gilbert, L.	2-8	1-4	0-0	1-3	4	3	5	1	0	0	22
23	Thomas, M.	3-10	0-3	0-0	0-0	0	4	6	0	3	0	29
00	Hooper, T.	6-13	4-7	1-1	2-3	5	5	17	2	4	0	30
5	Forbes, D.	5-9	1-5	0-0	0-2	2	4	11	0	0	3	23
1	Fuselier, W.	1-4	0-0	0-0	1-0	1	0	2	1	3	0	18
2	Carr, C.	0-1	0-0	0-0	1-1	1	0	0	1	1	0	5
13	Sykes, T.	1-3	0-0	2-2								

2009-10: Box Scores



GAME 4
ULM: 74



Morehead State: 73
November 21, 2009 • Johnson Arena
Morehead, Ky.

MOREHEAD, Ky. – Senior guard Tony Hooper knocked down a pull-up, 15-foot jumper with eight-tenths of a second remaining to lift the ULM men's basketball team to a 74-73 victory at Morehead State on Saturday night (Nov. 21).

After being held scoreless in the first half, Hooper scored 16 points after the intermission, including the game-winner, to send the Warhawks home with the road victory.

ULM fell behind 9-2 in the opening four minutes of the contest, the only Warhawk basket coming on a put back by junior center Rudy Turner. The Morehead State lead grew to nine, 15-6, before an old-fashioned three-point play by junior forward Tommie Sykes and a triple by senior guard Jarvis Hill slashed the Eagles lead to just three with 11:40 to play in the opening half.

The Warhawks drew even, 17-17, on a pair of free throws by senior forward Lawrence Gilbert before Morehead State had a five-point burst to retake the lead.

Already leading by one, the Eagles went on an 8-1 run to take a 32-24 advantage until Hill buried his third trifecta of the half, bringing ULM back within five with 3:21 to play in the half. ULM ended the first half on a 9-0 run, culminating in an old-fashioned three-point play by Hill to give the Warhawks their first lead, 36-35, heading into the break.

Hooper heated up early in the second stanza, scoring eight points in the first four minutes of the half, including two triples, as ULM took a 46-41 lead into the first media timeout of the second half. Morehead State responded with an 8-3 run, evening the score at 49-49 with 14:19 to play.

The ULM lead grew back to as large as seven, but Morehead State answered, retaking the lead, 62-61, with 8:52 left in the contest.

With the score tied, 67-67, junior guard Warren Fuselier hit a free throw and senior guard Dynile Forbes answered on a drive to the basket to give the Warhawks a three-point lead with four minutes to play.

After trading baskets, Morehead State took a 73-72 lead on the second of back-to-back baskets by Demonte Harper. The Eagles then had the ball with 33 seconds remaining but, following a timeout, the Warhawks forced a turnover and had the ball with 17 seconds left, setting up the last second heroics.

Forbes led ULM with 17 points; Gilbert added 16 and Hill chipped in the 12 for the victorious Warhawks who shot 61.9 percent (13-of-21) from the floor in the second half.

Fariad led all scorers with 24 points and 12 rebounds.

No.	ULM	FG	3FG	FT	O-D	TOT	F	TP	A	TO	B	S	MIN
3	Turner, R.	2-2	0-0	0-0	1-2	3	4	4	1	2	1	0	25
22	Gilbert, L.	5-11	1-5	5-6	2-2	4	2	16	1	1	0	0	31
00	Hooper, T.	5-9	3-6	3-6	0-1	1	4	16	2	3	0	2	27
5	Forbes, D.	6-10	3-5	2-4	0-4	4	1	17	1	0	0	2	35
24	Hill, J.	4-7	3-5	1-1	1-0	1	4	12	3	4	0	0	24
1	Fuselier, W.	0-3	0-0	2-4	0-1	1	2	2	2	0	0	1	22
2	Carr, C.	0-0	0-0	0-0	0-0	0	0	0	0	0	0	1	3
13	Sykes, T.	1-1	0-0	3-5	0-0	0	2	5	0	1	0	0	14
23	Thomas, M.	0-0	0-0	0-0	1-0	1	0	0	0	1	0	0	8
45	Burt, R.	1-1	0-0	0-0	1-1	2	1	2	0	2	1	0	11
TEAM		1-5 6 1											
TOTALS		24-44	10-21	16-26	7-16	23	20	74	10	15	2	6	200
TOTAL FG%:		1st: 11-23 .478	2nd: 13-21 .619	Game: 24-44 .545									
3-PT FG%:		1st: 5-11 .455	2nd: 5-10 .500	Game: 10-21 .476									
FT%:		1st: 9-14 .643	2nd: 7-12 .583	Game: 16-26 .615									

No.	Morehead State	FG	3FG	FT	O-D	TOT	F	TP	A	TO	B	S	MIN
24	Peterson, S.	2-4	0-1	2-2	2-3	5	3	6	0	2	1	1	18
35	Fariad, K.	9-13	0-1	6-6	5-7	12	0	24	1	4	2	1	37
11	Hill, T.	2-6	1-4	1-2	0-1	1	2	6	1	0	0	2	23
15	Shingles, B.	1-3	0-0	2-4	1-0	1	4	4	3	0	0	0	21
34	Goodman, S.	0-1	0-0	0-0	0-3	3	0	1	0	1	0	1	14
1	Stallworth, M.	3-6	1-3	2-2	2-2	4	3	9	2	3	0	0	32
13	Proffitt, T.	3-5	3-4	0-1	0-0	0	3	9	1	1	0	2	19
22	Harper, D.	4-12	1-2	2-2	4-1	5	4	11	4	2	0	0	24
45	Simmons, L.	1-3	1-1	1-2	1-0	1	4	4	1	1	0	0	12
TEAM		1-2 3											
TOTALS		25-53	7-16	16-21	16-19	35	26	73	14	14	3	7	200
TOTAL FG%:		1st: 11-27 .407	2nd: 14-26 .538	Game: 25-53 .472									
3-PT FG%:		1st: 5-9 .556	2nd: 2-7 .286	Game: 7-16 .438									
FT%:		1st: 8-9 .889	2nd: 8-12 .667	Game: 16-21 .762									

Technical Fouls: None

Officials: Gene Menees, Jeb Hartness, Barry Mathis

Attendance: 2,114

Score by Half

ULM.....36-38 74

Morehead State.....35-38 73



GAMES
ULM: 76



Grambling State: 66
November 24, 2009 • Fant-Ewing Coliseum
Monroe, La.

MONROE, La. – Junior forward Lawrence Gilbert scored a team-high 18 points as the ULM men's basketball team earned a 76-66 victory over Grambling State on Tuesday night (Nov. 24) in front of 2,876 fans at Fant-Ewing Coliseum.

Senior guard Dynile Forbes added 17 points and junior forward Rudy Turner scored 14 and grabbed a team-high seven rebounds for the Warhawks (3-2) in a contest that featured 54 total fouls and a combined 69 free throw attempts.

ULM and Grambling State (1-3) both came out strong, shooting over 60 percent in the opening seven minutes of the contest. Forbes powered the quick start for the Warhawks scoring eight early points on two triples and a pair of free throws to give ULM a 17-13 lead with 12:35 to play in the first half.

A 7-0 run by the Warhawks pushed ULM's lead to 25-14 with nine minutes remaining in the opening stanza. Forbes ignited the run with an up-and-under scoop shot, Gilbert then buried a triple and freshman guard Colby Carr made a reverse lay-up. ULM held Grambling State scoreless for five minutes during the stretch.

Gilbert hit a triple just before the end of the first half to give ULM a 39-26 lead heading into the intermission. Gilbert was 3-of-4 from deep in the first half for nine points, he also had four assists.

The Tigers trimmed the ULM advantage back to single-digits, 44-35, just over four minutes into the second half. ULM responded to the Grambling State burst with a 10-0 run to take a 54-35 lead with 13:16 to play in the contest. Six of the 10 points in the Warhawk run came from the free-throw line.

Grambling State answered right back with a 10-0 run of its own, cutting ULM's lead back to 54-45 midway through the second half.

ULM continued to aggressively attack the basket offensively, scoring all of its next nine points from the free-throw line to take a 64-47 lead with seven minutes to play in the game.

Trailing by nine with two minutes to play, Grambling State had a chance to cut the ULM lead to its smallest margin since the 10:31 mark of the first half, but a turnover by the Tigers helped ULM preserve the win.

ULM made 22-of-31 free throw attempts in the second half (71 percent) while Grambling made 20-of-22 free throws (90.9 percent) in the second stanza.

Fuertado finished the contest with 23 points to lead all scorers. Tomez Young added 15 points and Ariece Perkins chipped in 11 for the Tigers.

No.	ULM	FG	3FG	FT	O-D	TOT	F	TP	A	TO	B	S	MIN
3	Turner, R.	3-3	0-0	8-12	0-7	7	5	14	0	5	1	1	30
22	Gilbert, L.	5-7	3-5	5-6	0-4	4	3	18	4	2	0	1	29
00	Hooper, T.	1-8	0-4	5-8	0-3	3	4	7	7	0	0	4	33
5	Forbes, D.	5-9	3-6	4-5	0-4	4	0	17	0	1	0	0	33
24	Hill, J.	2-3	1-1	0-0	1-1	2	5	5	0	1	0	1	19
1	Fuselier, W.	0-4	0-0	0-0	0-0	0	0	0	0	0	0	0	11
2	Carr, C.	3-3	1-1	1-2	2-1	3	0	8	1	0	0	2	15
13	Sykes, T.	1-1	0-0	0-0	1-2	3	4	2	1	5	0	1	13
23	Thomas, M.	0-3	0-1	1-1	0-2	2	3	1	1	2	0	2	9
45	Burt, R.	0-0	0-0	4-6	2-1	3	2	4	0	2	2	0	8
TEAM		0-3 3											
TOTALS		20-41	8-18	28-40	6-28	34	26	76	14	21	6	10	200
TOTAL FG%:		1st: 13-23 .565	2nd: 7-18 .389	Game: 20-41 .488									
3-PT FG%:		1st: 7-13 .538	2nd: 1-5 .200	Game: 8-18 .444									
FT%:		1st: 6-9 .667	2nd: 22-31 .710	Game: 28-40 .700									

No.	Grambling State	FG	3FG	FT	O-D	TOT	F	TP	A	TO	B	S	MIN
20	Fuertado, L.	7-16	4-8	5-7	0-4	4	3	23	3	4	0	1	39
33	Akpele, G.	1-5	0-0	0-0	5-0	5	2	0	0	0	0	0	11
1	Perkins, A.	5-19	0-3	1-4	1-1	2	3	11	1	1	1	0	39
10	Young, T.	2-5	0-1	11-12	1-3	4	4	15	0	3	0	1	26
11	Loyd, K.	4-9	0-0	2-2	1-2	3	1	10	2	0	0	0	40
00	Saint-Gelais, A.	0-0	0-0	2-2	0-1	1	2	2	0	3	0	0	8
3	Bryson, T.	0-1	0-1	0-0	0-3	3	4	0	0	2	1	2	16
4	Wilkinson, M.	1-1	0-0	0-0	1-2	2	5	2	1	0	0	3	16
24	Harris, R.	0-1	0-1	1-2	0-2	2	1	1	0	2	0	0	5
TEAM		2-2 4											
TOTALS		20-57	4-14	22-29	11-19	30	28	66	7	15	2	7	200
TOTAL FG%:		1st: 11-28 .393	2nd: 9-29 .310	Game: 20-57 .351									
3-PT FG%:		1st: 2-8 .250	2nd: 2-6 .333	Game: 4-14 .286									
FT%:		1st: 2-7 .286	2nd: 20-22 .909	Game: 22-29 .759									

Technical Fouls: Grambling State - Akpele, Perkins; ULM - Sykes, Gilbert

Officials: Shannon Cain, David Lott, KB Burdett

Attendance: 2,876

Score by Half

Grambling State.....26-40 66

ULM.....39-37 76



GAME 6
ULM: 84



Centenary: 94
November 27, 2009 • Gold Dome
Shreveport, La.

SHREVEPORT, La. – Senior forward Malcolm Thomas scored 19 points and junior forward Lawrence Gilbert added 18, but the ULM men's basketball team dropped a 94-84 decision at Centenary on Friday night (Nov. 27).

Centenary shot 49.2 percent (30-of-61) from the field, including 16-of-29 (55.2 percent) in the second half, while ULM turned the ball over 21 times. The Gents never trailed in the contest.

Already holding an 11-9 advantage, Centenary used a 6-0 burst to push its lead to eight, 17-9, with 11:23 to play in the first half, forcing a ULM timeout. Following the timeout, the Gents got another basket to make it an 8-0 run before senior guard Jarvis Hill responded with a bucket for the Warhawks.

ULM trimmed the Centenary lead to 27-21, but the Gents answered with the next five points to hold an 11-point edge, 32-21, with just under five minutes to play in the half.

A floater by junior guard Warren Fuselier with 2:38 to play brought ULM within three, 32-29, but Centenary increased its advantage back to seven, 40-33, at the break.

David Perez for the Gents led all scorers at the intermission with 16 points; Jerrald Bonham added 10 for Centenary. The Warhawks were led by nine points off the bench from Fuselier, but ULM also committed 11 turnovers in the opening 20 minutes.

Centenary stretched its advantage to 11 to open the second half before ULM rattled off eight-straight points, the last six coming from Gilbert, to pull the Warhawks back to within three, 44-41.

Once again the Gents answered, this time with a 17-4 run, taking a 61-45 lead with 12:38 to play in the second half. The Centenary lead would reach as much as 17 before ULM was able to cut the Centenary lead to single-digits in the final minute of the contest.

Perez led all scorers with 27 and Roman Tubner added 23 points and eight assists for Centenary.

No.	ULM	FG	3FG	FT	O-D	TOT	F	TP	A	TO	B	S	MIN
3	Turner, R.	2-2	0-0	2-2	3-3	6	2	6	0	2	0	0	16
22	Gilbert, L.	7-14	1-4	3-4	4-4	8	4	18	1	2	0	0	33
00	Hooper, T.	2-10	0-3	0-2	2-6	8	1	4	4	0	0	1	16
5	Forbes, D.	0-2	0-1	2-2	0-5	5	1	2	2	3	0	0	26
24	Hill, J.	1-2	0-1	3-4	1-2	3	4	5	1	1	0	1	18
1	Fuselier, W.	4-13	0-2	5-6	1-0	1	5	13	3	3	0	0	27
2	Carr, C.	1-2	0-0	1-2	1-0	1	0	3	0	1	0	0	5
13	Sykes, T.	5-8	0-0	3-4	3-3	6	4	13	0	2	0	2	17
23	Thomas, M.	5-10	2-3	7-8	1-3	4	3	19	1	3	1	1	28
41	Ribeiro, F.	0-0	0-0	0-0	0-0	0	0	0	0	0	0	0	2
45	Burt, R.	0-1	0-0	1-2	1-2	3	0	1	0	0	0	2	12
<													

2009-10: Box Scores



GAME 7
ULM: 73



Louisiana Tech: 76

December 2, 2009 • Fant-Ewing Coliseum
Monroe, La.

MONROE, La. – Senior guard Tony Hooper scored 23 points and junior forward Tommie Sykes added 15 and nine rebounds, but the ULM men's basketball team fell to Louisiana Tech, 76-73, on a last-second shot Wednesday night (Dec. 2) at Fant-Ewing Coliseum.

With the scored tied, 73-73, Kyle Gibson drained a three-pointer from the corner as time expired to give the Bulldogs the victory. ULM jumped out quickly, taking an 11-4 lead just 3:44 into the contest on Hooper's second trifecta. Of the night Louisiana Tech answered with a 12-4 run to take its first lead of the contest, 16-15, with 13 minutes remaining in the half.

With the game tied, 21-21, the Bulldogs used a 6-0 burst to take a 27-21 lead with 5:30 to play before the break.

Louisiana Tech's lead grew to seven, 39-32, its largest of the first half, on a layup with seven seconds to play in the period. But freshman guard Colby Carr raced down to the other end and got a layup just before the buzzer to cut Louisiana Tech's lead to five, 39-34, at the break.

After ULM got the first basket of the second half, Louisiana Tech answered with a 9-2 spurt to take a 48-37 lead three minutes into the second stanza.

The Warhawks answered right back, scoring seven quick points. Sykes started the burst with a pair of free throws, junior forward Rudy Turner then converted an old-fashioned three-point play and senior guard Dynile Forbes got a steal and layup to cut the Louisiana Tech lead to four, 51-47, forcing a Bulldogs timeout. Following the timeout, Sykes made two more free throws to pull ULM within two, 51-49, midway through the half.

Louisiana Tech pushed its lead back out to six with 6:23 to play, but the Warhawks continued to battle, evening the score, 68-68, on a back-to-back layups by Sykes with 3:06 remaining.

A pair of free throws by Gibson gave Louisiana Tech a 73-70 advantage with 32 seconds left in the contest. The Warhawks then came down the court and called their final timeout, setting up a triple from the wing by junior forward Lawrence Gilbert to tie the game, 73-73, with 15 seconds to play.

Without a timeout, the Bulldogs found Gibson in the corner and he made the game-winning shot just as time expired. Gibson finished with a game-high 26 points to lead the Bulldogs. DeAndre Brown added 16 points for Louisiana Tech.

ULM shot 76.7 percent (23-of-30) from the free-throw line, but shot just 38.2 percent (21-of-55) from the field. Louisiana Tech went 27-of-61 (44.3 percent) from the floor while making just 15-of-25 (60 percent) free throws.

No.	ULM	FG	3FG	FT	O-D	TOT	F	TP	A	TO	B	S	MIN
22	Gilbert, L.	2-5	2-4	4-6	2-4	6	3	10	0	2	0	0	27
23	Thomas, M.	2-8	0-2	2-2	0-0	0	2	6	1	1	0	1	27
41	Ribeiro, F.	0-0	0-0	0-0	0-0	0	0	0	0	0	1	0	8
00	Hooper, T.	8-16	6-10	1-2	0-3	3	3	23	2	3	0	0	33
5	Forbes, D.	1-5	0-1	5-6	1-5	6	3	7	2	0	0	3	34
1	Fuselier, W.	0-3	0-0	0-0	1-0	1	0	0	0	2	0	1	8
2	Carr, C.	2-3	0-1	1-2	1-0	1	1	5	1	1	0	0	13
3	Turner, R.	3-9	0-0	1-1	2-2	4	5	7	0	3	0	0	26
13	Sykes, T.	3-6	0-0	9-11	3-6	9	4	15	1	4	0	1	19
24	Hill, J.	0-0	0-0	0-0	0-0	0	0	0	0	0	0	0	5
TEAM				2-2	4								
TOTALS		21-55	8-18	23-30	12-22	34	24	73	7	16	1	6	200
TOTAL FG%:		1st: 11-31	.355	2nd: 10-24	.417	Game: 21-55						.382	
3-PT FG%:		1st: 6-11	.545	2nd: 2-7	.286	Game: 8-18						.444	
FT%:		1st: 6-8	.750	2nd: 17-22	.773	Game: 23-30						.767	

No.	Louisiana Tech	FG	3FG	FT	O-D	TOT	F	TP	A	TO	B	S	MIN
15	Rolle, M.	3-8	0-0	1-2	9-4	13	5	7	1	3	2	2	30
3	Guyton, J.	4-13	1-8	1-1	2-1	3	5	10	3	2	0	0	33
5	Ashaolu, O.	2-3	0-0	1-3	4-5	9	5	5	1	2	0	0	18
11	Brown, D.	6-15	1-4	3-7	1-0	1	1	16	6	2	0	1	34
22	Gibson, K.	7-15	5-8	7-8	1-6	7	2	26	1	4	0	2	37
10	Berhe, Y.	0-1	0-0	0-0	0-0	0	0	0	0	1	0	0	5
24	Redding, D.	1-2	0-0	0-1	0-2	2	1	2	1	0	0	1	17
30	Jackson, D.	4-4	0-0	2-3	0-6	6	4	10	1	2	2	1	26
45	Oliverson, S.	0-0	0-0	0-0	0-0	0	1	0	0	0	0	0	0+
TEAM				1-0	1								
TOTALS		27-61	7-20	15-25	18-24	42	24	76	14	16	4	7	200
TOTAL FG%:		1st: 16-34	.471	2nd: 11-27	.407	Game: 27-61						.443	
3-PT FG%:		1st: 3-10	.300	2nd: 4-10	.400	Game: 7-20						.350	
FT%:		1st: 4-6	.667	2nd: 11-19	.579	Game: 15-25						.600	

Technical Fouls: None

Officials: Terry Moore, Brad Gaston, Don Daily

Attendance: 2,114

Score by Half

Louisiana Tech	39-37	76
ULM	34-39	73



GAME 8
ULM: 46



Alabama: 74

December 5, 2009 • Coleman Coliseum
Tuscaloosa, Ala.

TUSCALOOSA, Ala. – The ULM men's basketball team was unable to overcome a fast start by Alabama, falling on the road to the Crimson Tide, 74-46, on Saturday afternoon (Dec. 5). Junior forward Lawrence Gilbert led the Warhawks with 10 points.

Alabama raced out to a 20-3 lead in the opening 8:34 of the contest. The Warhawks made just one of their first seven field goal attempts while the Crimson Tide made nine of their first 13 shots from the floor.

A 6-2 burst by ULM trimmed Alabama's lead to 24-12 with 7:39 to play in the first half. Junior forward Fabio Ribeiro made his first bucket as a Warhawk to start the stretch, junior guard Warren Fuselier and senior guard Dynile Forbes added baskets during the run.

Alabama took a 38-23 lead into the intermission, Mikhail Torrance led all scorers with nine points for the Crimson Tide. Senior guard Tony Hooper had seven points to lead the way for ULM.

The Crimson Tide shot 53.3 percent (16-of-30) from the field in the first half and forced 11 Warhawk turnovers, converting 15 points off those turnovers. ULM shot 40.9 percent (9-of-22) in the opening 20 minutes.

The Alabama lead continued to grow in the second half as the Crimson Tide outscored ULM 36-23 in the second 20 minutes.

Senario Hillman and JaMychal Green led Alabama with 12 points each as the Crimson Tide shot 50 percent (30-of-60) from the floor in the contest. ULM turned the ball over 23 times.

No.	ULM	FG	3FG	FT	O-D	TOT	F	TP	A	TO	B	S	MIN
00	Hooper, T.	2-9	1-4	2-2	0-5	5	3	7	1	2	0	1	35
3	Turner, R.	2-3	0-0	0-0	1-1	1	3	4	1	0	0	0	13
5	Forbes, D.	2-11	1-4	0-0	1-2	3	2	5	1	3	0	0	17
22	Gilbert, L.	4-6	2-4	0-0	1-2	3	0	10	0	4	0	0	26
24	Hill, J.	1-3	0-0	1-2	0-2	2	1	3	0	3	0	1	26
1	Fuselier, W.	2-2	0-0	0-1	0-0	0	2	4	0	6	0	0	21
2	Carr, C.	0-3	0-0	0-0	0-3	3	0	0	2	0	1	0	17
13	Sykes, T.	1-3	0-0	5-6	1-6	7	4	7	0	2	0	0	14
23	Thomas, M.	0-2	0-0	0-0	1-0	1	0	0	0	1	0	0	5
41	Ribeiro, F.	3-5	0-0	0-0	4-1	5	0	6	0	1	0	0	18
45	Burt, R.	0-1	0-0	0-0	0-0	0	0	0	0	0	0	0	8
TEAM				4-2	6								
TOTALS		17-48	4-12	8-11	12-24	36	15	46	5	23	1	2	200
TOTAL FG%:		1st: 9-22	.409	2nd: 8-26	.308	Game: 17-48						.354	
3-PT FG%:		1st: 1-3	.333	2nd: 3-9	.333	Game: 4-12						.333	
FT%:		1st: 4-6	.667	2nd: 4-5	.800	Game: 8-11						.727	

No.	Alabama	FG	3FG	FT	O-D	TOT	F	TP	A	TO	B	S	MIN
1	Brock, A.	3-9	2-5	0-0	1-1	2	1	8	0	0	0	0	22
2	Torrance, M.	3-6	0-1	5-5	0-1	1	0	11	9	0	0	2	26
5	Mitchell, T.	4-10	0-3	0-0	1-7	8	2	8	1	1	1	6	28
21	Hillman, S.	6-8	0-1	0-0	1-1	2	2	12	2	1	4	2	24
32	Green, J.	6-10	0-0	0-3	1-2	3	4	12	2	1	1	1	19
10	Eblen, B.	2-3	0-1	0-0	1-0	1	0	4	2	2	0	0	13
20	Cage, G.	0-0	0-0	0-0	0-0	0	1	0	0	0	0	1	7
24	Davis, C.	4-8	3-7	0-0	0-2	2	3	11	1	3	1	1	28
40	Knox, J.	0-3	0-0	4-4	0-4	4	2	4	0	0	1	0	19
44	Hines, C.	2-3	0-0	0-0	1-1	2	1	4	0	0	2	1	14
TEAM				2-2	4								
TOTALS		30-60	5-18	9-12	8-21	29	16	74	17	9	7	16	200
TOTAL FG%:		1st: 16-30	.533	2nd: 14-30	.467	Game: 30-60						.500	
3-PT FG%:		1st: 3-8	.375	2nd: 2-10	.200	Game: 5-18						.278	
FT%:		1st: 3-3	1.000	2nd: 6-9	.667	Game: 9-12						.750	

Technical Fouls: none

Officials: Doug Shows, Joe Lindsay, John Hampton

Attendance: 8,502

Score by Half

ULM	23-23	46
Alabama	38-36	74



GAME 9
ULM: 62



North Texas: 79

December 13, 2009 • The Super Pit
Denton, Texas

DENTON, Texas – The ULM men's basketball team dropped its Sun Belt Conference opener on Sunday afternoon (Dec. 13) at North Texas, 79-62. ULM trailed by just a pair at the intermission, but the Mean Green started fast in the second half and raced to the 17-point victory. Junior forward Tommie Sykes led the Warhawks with 13 points and a career-best-tying nine rebounds.

North Texas shot 69.6 percent (16-of-23) from the floor in the second half and held ULM to just 33.3 percent (9-of-27) shooting in the second 20 minutes.

Trailing by four, 11-7, in the early going, the Warhawks went on an 11-2 run to take a five-point lead, 18-13, with 11:46 to play in the first half, it would be ULM's largest lead of the contest. Senior forward Malcolm Thomas scored five during the burst, including a three-pointer, senior guard Tony Hooper also chipped in four during stretch for ULM. Hooper finished the contest with 10 points.

With an 11-5 run, North Texas took a 33-28 lead with 3:40 to play in the half. ULM trimmed North Texas' lead to just a pair, 35-33, at the intermission. The Warhawks and Mean Green traded the lead 11 times and were tied on five occasions in the first half.

A quick 10-2 run by North Texas pushed the Mean Green's lead to double-digits, 45-35; three-and-a-half minutes into the second half, forcing a ULM timeout. The North Texas run reached 18-4, giving the Mean Green a 53-37 lead with 13:19 remaining.

After the North Texas advantage reached as much as 21, the Warhawks used a 12-2 burst to cut the North Texas lead to 71-60. But the ULM comeback ran out of steam as the Mean Green scored the next eight points to put the game out of reach.

Gilbert joined Sykes and Hooper in double-figures for the Warhawks, scoring 10 points.

Thompson scored 20 to lead the way for the Mean Green in the contest. Tramiel added 16 points; Josh White scored 15 and had five assists. George Odufuwa scored 13 points for North Texas and grabbed a team-best nine rebounds.

North Texas finished the game with 17 assists on their 28 field goals while ULM recorded just four assists on its 21 made baskets.

No.	ULM	FG	3FG	FT	O-D	TOT	F	TP	A	TO	B	S	MIN
3	Turner, R.	1-1	0-0	1-2	1-2	3	4	3	1	4	0	0	10
22	Gilbert, L.	3-9	2-7	2-2	0-1	1	3	10	0	1	0	0	17
00	Hooper, T.	4-11	2-6	0-0	3-0	3	4	10	0	3	0	1	33
5	Forbes, D.	2-7	0-4	0-0	1-2	3	1	4	1	0	0	1	18
24	Hill, J.	1-4	0-1	3-3	1-0	1	1	5	0	1	0	2	28
1	Fuselier, W.	3-6	0-0	0-0	0-0	0	0	6	1	0	0	1	15
2	Carr, C.	1-5	0-0	0-0	2-0	2	0	2	0	1	0	2	12
13	Sykes, T.	3-5	0-0	7-10	4-5	9	2	13	1	5	0		

2009-10: Box Scores



GAME 10
ULM: 84



Northern Colorado: 95

December 16, 2009 • Butler-Hancock Pavilion
Greeley, Colo.

GREELEY, Colo. – Senior guard Dnyile Forbes scored a season-high 25 points, but the ULM men's basketball team fell, 95-84, on Wednesday night (Dec. 16) at Northern Colorado. Junior forward Lawrence Gilbert added 16 points and senior guard Jarvis Hill finished with 14 points in the contest.

Northern Colorado used a 14-point swing over the final seven minutes of the first half to take control of the contest as the Warhawks went the final six minutes of the opening stanza without a field goal.

ULM trailed by five early before a quick 7-0 burst gave the Warhawks the lead, 13-11. Senior guard Tony Hooper started the spurt with a trifecta, Gilbert then tied the contest with a jam before ULM took the lead on a pair of free throws by Forbes.

Northern Colorado regained the lead, 23-19, before the Warhawks again scored seven-straight to take a 26-23 advantage with 7:53 to play in the first half. Freshman center Rory Burt capped the run for ULM with a dunk.

The two teams traded the next six points before the Bears finished the half on a 21-7 run to take an 11-point lead, 47-36, into the intermission.

Gilbert led the way for ULM with nine points in the first half, Forbes chipped in eight in the opening 20 minutes for the Warhawks. Will Figures led Northern Colorado with nine points before the intermission. The Bears shot 57.1 percent (8-of-14) from beyond the three-point line in the first half.

Northern Colorado continued to its run as the second half began, increasing its advantage to 16, 60-44, its largest lead to that point, five minutes into the second half.

A pair of free throws by Forbes pulled ULM to within 11, 67-56, with just over 11 minutes to play, but Northern Colorado responded with an 11-2 run to take a 20-point advantage, 78-58, with 8:31 left in the contest.

The Warhawks continued to fight until the final buzzer, scoring the final eight points of the contest courtesy of a triple from Hill and five points for Forbes, cutting the final margin to 11 points.

Taylor Montgomery led the Bears with 16 points; Devon Beitzel had 15 as Northern Colorado had five players reach double figures.

ULM shot 62.5 percent (15-of-24) from the floor in the second half of the contest and 53.1 percent (26-of-49) overall. Northern Colorado shot 51.7 percent (30-of-58) in the game.

No.	ULM	FG	3FG	FT	O-D	TOT F	TP	A	TO	B	S	MIN	
22	Gilbert, L.	5-14	2-6	4-5	3-2	5	2	16	2	3	0	26	
45	Burt, R.	3-3	0-0	0-0	0-2	2	4	6	0	1	1	14	
00	Hooper, T.	3-6	1-2	0-1	0-0	5	7	2	5	0	2	21	
1	Fuselier, W.	1-5	0-0	0-2	0-3	3	2	2	3	0	0	23	
5	Forbes, D.	7-10	4-6	7-10	0-4	4	3	25	2	2	0	37	
2	Carr, C.	1-2	0-0	6-7	2-3	5	1	8	3	3	0	17	
3	Turner, R.	0-2	0-0	1-2	0-2	2	1	1	0	1	2	14	
13	Sykes, T.	2-3	0-0	1-2	1-3	4	3	5	2	2	0	21	
24	Hill, J.	4-4	2-2	4-4	0-1	1	0	14	2	1	0	22	
41	Ribeiro, F.	0-0	0-0	0-0	0-0	0	3	0	0	0	0	5	
TEAM		2-1 3											
TOTALS		26-49	9-16	23-33	8-21	29	25	84	15	21	3	8	200
TOTAL FG%:		1st: 11-25	.440	2nd: 15-24	.625	Game: 26-49		.531					
3-PT FG%:		1st: 4-9	.444	2nd: 5-7	.714	Game: 9-16		.563					
FT%:		1st: 10-15	.667	2nd: 13-18	.722	Game: 23-33		.697					

No.	Northern Colo.	FG	3FG	FT	O-D	TOT F	TP	A	TO	B	S	MIN	
41	Proctor, M.	4-5	0-0	5-6	4-2	6	3	13	0	3	0	20	
44	Montgomery, T.	4-10	1-1	7-9	1-3	4	3	16	0	0	0	22	
2	Figures, W.	3-12	1-4	2-2	0-2	2	3	9	2	3	0	31	
20	Bonner, Y.	1-4	1-4	7-10	0-4	4	3	10	5	1	0	37	
32	Beitzel, D.	6-10	3-5	0-0	1-1	2	3	15	3	0	3	28	
10	Kaba, C.	4-6	2-3	3-6	0-5	5	3	13	2	0	1	17	
11	Lloyd, E.	2-3	1-2	0-0	0-0	0	2	5	1	2	0	16	
21	Breerton, H.	1-1	0-0	0-0	0-1	1	1	2	0	0	1	6	
31	Arnold, D.	1-1	1-1	0-0	0-0	0	3	3	2	2	0	10	
33	Kingman, N.	4-5	1-2	0-0	3-1	4	1	9	2	4	0	20	
34	Osborne, C.	0-1	0-0	0-0	0-0	0	0	0	0	0	0	3	
TEAM		3-2 5											
TOTALS		30-58	11-22	24-33	12-21	33	25	95	17	15	1	10	200
TOTAL FG%:		1st: 16-32	.500	2nd: 14-26	.538	Game: 30-58		.517					
3-PT FG%:		1st: 8-14	.571	2nd: 3-8	.375	Game: 11-22		.500					
FT%:		1st: 7-10	.700	2nd: 17-23	.739	Game: 24-33		.727					

Technical Fouls: ULM - Sykes; Northern Colorado - Arnold
Officials: Scott Harris, Duane Wilson, Michael Irving
Attendance: 1,179
Score by Half
ULM36-48 84
Northern Colorado47-48 95



GAME 11
ULM: 65



Denver: 87

December 19, 2009 • Magness Arena
Denver, Colo.

DENVER, Colo. – The ULM men's basketball team ran into a red-hot shooting Denver on the road Saturday (Dec. 19), falling to the Pioneers, 87-65. Denver shot 70.5 percent (31-of-44) in the contest. Senior guard Dnyile Forbes led ULM with 21 points in the defeat.

ULM (3-8, 0-2 Sun Belt) shot 50 percent (23-of-46) from the field, but it wasn't enough to keep pace with the Pioneers, who also made 13 three-point field goals in the contest.

Both teams came out of the gates quickly on the offensive end of the floor, ULM made eight of its first ten shots while Denver connected on six of its first eight, including four triples, as the Pioneers held a 20-19 lead with 11:44 to play in the first half.

Denver (8-3, 2-0 Sun Belt) then used a 13-4 run over the next five minutes to take a 10-point lead, 33-23.

The Pioneers lead reached as much as 12 before ULM ended the first half on a 7-2 burst to cut the Denver lead to 42-35 at the intermission. Freshman guard Colby Carr made an acrobatic layup and converted the old-fashioned three-point play during the run.

Senior guard Tony Hooper led the Warhawks with 11 points in the opening 20 minutes; Denver's Andrew Hooper led all scorers with 13 at the break. ULM shot 58.3 percent (14-of-24) from the field in the first half, but on the other end Denver shot 63.6 percent (14-of-22), including 8-of-14 from beyond the three-point line.

Denver jumped out to a quick start in the second half, scoring the first seven points of the contest after the break to take a 49-35 lead with 17:27 to play.

ULM responded with seven of the next nine points, all seven for the Warhawks were scored by Forbes, as ULM cut the Denver lead back to single-digits.

Leading 58-48, Denver scored eight-straight to take an 18-point advantage, 66-48, its largest lead to that point, with just under nine minutes remaining in the second half.

The Warhawks answered with a triple from junior guard Warren Fuselier and a layup by Carr to trim the Denver lead to 66-53. But Denver responded with a 14-4 run to push its advantage to 80-57 with three minutes remaining.

Tony Hooper joined Forbes in double-figures for the Warhawks, scoring 15 points. Denver's Andrew Hooper scored 19 to lead the Pioneers.

No.	ULM	FG	3FG	FT	O-D	TOT F	TP	A	TO	B	S	MIN	
22	Gilbert, L.	1-4	0-0	0-0	0-0	0	4	2	0	2	0	21	
45	Burt, R.	0-2	0-0	0-0	0-1	1	1	0	0	0	1	11	
00	Hooper, T.	5-8	3-5	2-4	1-2	3	2	15	1	2	0	34	
1	Fuselier, W.	4-9	1-1	0-2	0-2	2	1	9	1	3	0	20	
5	Forbes, D.	7-10	1-2	6-6	0-2	2	1	21	3	1	0	37	
2	Carr, C.	2-5	0-0	1-1	1-1	2	1	5	0	2	0	16	
3	Turner, R.	2-4	0-0	1-5	3-1	4	0	5	0	0	1	18	
13	Sykes, T.	1-2	0-0	4-5	1-2	3	5	6	0	0	0	16	
24	Hill, J.	1-2	0-1	0-0	0-0	0	0	2	0	1	0	17	
TEAM		2-1 3											
TOTALS		23-46	5-9	14-23	8-12	20	15	65	5	11	1	8	200
TOTAL FG%:		1st: 14-24	.583	2nd: 9-22	.409	Game: 23-46		.500					
3-PT FG%:		1st: 3-5	.600	2nd: 2-4	.500	Game: 5-9		.556					
FT%:		1st: 4-4	1.00	2nd: 10-19	.526	Game: 14-23		.609					

No.	Denver	FG	3FG	FT	O-D	TOT F	TP	A	TO	B	S	MIN	
12	Coughlin, J.	1-2	0-0	2-4	0-0	0	3	4	2	1	0	11	
32	Hallam, C.	5-6	1-2	0-1	0-2	2	1	11	2	0	2	29	
5	Stafford, B.	4-8	4-8	2-2	1-3	4	3	14	6	1	1	25	
11	Lewis, K.	0-1	0-0	2-2	1-1	2	1	2	1	2	0	14	
24	Rohrert, N.	6-8	2-4	2-3	0-4	4	1	16	8	4	1	29	
10	Lewis, R.	5-7	0-2	2-2	1-4	5	5	12	1	1	0	17	
13	Thalken, T.	0-1	0-1	2-2	0-0	0	0	2	1	0	0	8	
15	Hallam, T.	2-2	0-0	0-0	0-3	3	2	4	1	0	0	23	
20	Chynoweth, K.	0-0	0-0	0-0	0-0	0	0	0	0	0	1	2	
21	Rickert, A.	1-1	1-1	0-0	0-0	0	0	3	0	0	0	3	
23	Chott, T.	0-0	0-0	0-0	0-0	0	1	0	1	0	0	3	
23	Chen, S.	0-0	0-0	0-0	0-0	0	2	0	3	1	1	16	
33	Hooper, A.	7-8	5-5	0-0	0-3	3	2	19	0	2	1	20	
TEAM		1-1 2											
TOTALS		31-44	13-23	12-16	4-21	25	21	87	25	14	8	3	200
TOTAL FG%:		1st: 14-22	.636	2nd: 17-22	.773	Game: 31-44		.705					
3-PT FG%:		1st: 8-14	.571	2nd: 5-9	.556	Game: 13-23		.565					
FT%:		1st: 6-6	1.00	2nd: 6-10	.600	Game: 12-16		.750					

Technical Fouls: none
Officials: Jeff Malham, Jeff Campbell, John Stigliano
Attendance: 1,486
Score by Half
ULM35-30 65
Denver42-45 87



GAME 12
ULM: 74



Harding: 61

December 22, 2009 • Fant-Ewing Coliseum
Monroe, La.

MONROE, La. – Junior forward Rudy Turner scored a game-high 21 points and grabbed a career-high-tying 14 rebounds to lead the ULM men's basketball team to a 74-61 victory over Harding on Tuesday night (Dec. 22) at Fant-Ewing Coliseum.

Senior guard Tony Hooper added 15 points and a career-best 10 rebounds for the Warhawks, junior forward Tommie Sykes also scored 13 points in the victory.

ULM (4-8) trailed by one at halftime but held Harding to just 28.6 percent (6-of-21) shooting in the second half, helping the Warhawks earn the victory.

ULM and Harding (6-5) were locked in a tight battle early, as the game featured seven ties and two lead changes in the first eight minutes. Turner sparked the ULM offense out of the gate, scoring eight of the first 16 ULM points.

Trailing by three, Harding used a quick 8-1 spurt to take a four-point lead, 25-21, with 6:22 remaining in the first half. ULM answered with the next six points retaking the lead, 27-25, on an up-and-under layup by Hooper.

The Warhawks led by five, 32-27, the largest lead by either team in the first half, with three minutes to play before the intermission when Harding used an 8-0 run to take a three-point advantage, 35-32. Junior guard Warren Fuselier then converted a layup with four seconds remaining in the half to pull ULM within one, 35-34, at the break.

Harding claimed a five-point lead early in the second half, 42-37, but the Warhawks answered by scoring the next 11 points to take a 48-42 advantage with 12 minutes to play in the contest. Hooper ignited the burst with a follow-up jam and also added a pair of free throws during the stretch.

Leading by six, senior guard Dnyile Forbes sparked a 9-0 run for ULM with a triple. Turner followed with a bank shot before Forbes and Sykes added layups for the Warhawks to take a 68-53 lead with 5:35 to play in the game.

ULM held Harding to just two field goals in the final 10 minutes of the second half as the Warhawks went on to the 13-point victory.

Garner and Trent Morgan each scored 14 points to lead the Bison.

Turner and Hooper's double-doubles were the first two of the season for ULM. It was the first time the Warhawks have had two double-doubles in a game since Jan. 2, 2009, when Turner (13 points, 11 rebounds) and Mitchell Hampton (11 points, 11 rebounds) each had double dubs against Union College (Ky.).

No.	ULM	FG	3FG	FT	O-D	TOT F	TP	A	TO	B	S	MIN
3	Turner, R.	8-14	0-0	5-10	7-7	14	3	21	1	2	4	31
22	Gilbert, L.	2-6	1-4	2-2	0-3	3	4	7	1	1	1	26
1	Fuselier, W.	2-5	0-0	0-3	3	1	4	4	4	0	2	38
5	Forbes, D.	2-11	1-6	3-5	0-3	3	2	8	2	1	0	24
24	Hill, J.	1-2	0-1	0-0	1-1	2	4	2	0	2	0	16
00	Hooper, T.	6-13	0-2	3-4	4-6	10	3	15	2	4	1	30
2	Carr, C.	1-3	0-0	1-2	1-2	3	3	3	0	1	0	13
13	Sykes, T.	2-4	0-0	9-15	4-3	7	4	13	0	4	0	19
45	Burt, R.	0-1	0-0	1-2	1-0	1	1	1	0			

2009-10: Box Scores



GAME 13
ULM: 99



U. of the Southwest: 70
December 28, 2009 • Fant-Ewing Coliseum
Monroe, La.

MONROE, La. – Junior forward Rudy Turner scored a team-high 20 points to lead five Warhawks in double-figures as the ULM men's basketball team defeated the University of the Southwest, 99-70, on Monday night (Dec. 28) at Fant-Ewing Coliseum.

Senior guard Dnylle Forbes scored 19 points and grabbed a career-best seven rebounds, junior forward Tommie Sykes and senior guard Tony Hooper each scored 16 and junior forward Lawrence Gilbert added 11 in the victory.

ULM fell behind by five early, 18-13, on the third three-pointer by the University of the Southwest with 13:53 to play in the first half. The Warhawks answered with a 12-2 run to take a five-point lead of their own, 25-20, with 9:25 left in the opening stanza. Senior guard Jarvis Hill scored four during the burst for the Warhawks.

Following another triple by the Mustangs, ULM used a 9-2 spurt to take a nine-point advantage, 34-25. Turner scored six of the nine during the stretch for the Warhawks.

Three-point shooting helped keep the University of the Southwest close as Brant Etheridge made back-to-back triples to pull the Mustangs within three, 41-38, with just over two minutes left in the first half.

ULM scored the final seven points of the half to take a 50-40 lead into the intermission.

The Warhawks and Mustangs traded baskets early in the second half, as the ULM lead never reached more than 12, but never fell below eight in the opening five minutes of the second half.

A pair of free throws by Forbes stretched ULM's lead to 14 points, 63-49, with 14:58 left in the contest, but the University of the Southwest scored seven of the next nine to cut the Warhawks' lead back to single-digits.

A 12-2 run gave ULM an 89-67 lead, its largest lead to that point, with 3:40 remaining. Gilbert scored the final five points of the run for the Warhawks.

The Warhawks shot 60.7 percent (34-of-56) from the field in the contest.

Demetrius Evans led the University of the Southwest with 19 points.

Freshman guard Robert Nelson also saw his first action of the season in the contest for the Warhawks, Nelson is also a defensive back on the Warhawk football team and suited up for the first time with the basketball team on Monday night.

No.	ULM	FG	3FG	FT	O-D	TOT	F	TP	A	TO	B	S	MIN
3	Turner, R.	9-11	0-0	2-2	3-3	6	2	20	0	0	2	0	29
22	Gilbert, L.	3-7	1-3	4-4	3-5	8	3	11	0	1	0	2	22
00	Hooper, T.	5-10	2-6	4-4	2-4	6	2	16	7	2	0	3	37
1	Fuselier, W.	2-3	0-0	2-2	0-0	3	3	6	4	0	0	0	22
5	Forbes, D.	5-7	3-5	6-6	3-4	7	1	19	0	1	0	1	28
2	Carr, C.	1-4	0-1	1-2	0-3	3	1	3	3	1	0	0	13
4	Nelson, R.	0-0	0-0	0-0	0-1	1	0	0	0	0	0	0	1
13	Sykes, T.	6-9	0-0	4-8	4-3	7	1	16	1	2	0	0	24
24	Hill, J.	3-5	0-0	2-2	1-3	4	3	8	0	1	0	0	24
TEAM					1-1	2							
TOTALS		34-56	6-15	25-30	17-27	44	16	99	15	8	2	6	200
TOTAL FG%:		1st: 18-28	.643	2nd: 16-28	.571	Game: 34-56	.607						
3-PT FG%:		1st: 1-7	.143	2nd: 5-8	.625	Game: 6-15	.400						
FT%:		1st: 13-16	.813	2nd: 12-14	.857	Game: 25-30	.833						

No.	U. Southwest	FG	3FG	FT	O-D	TOT	F	TP	A	TO	B	S	MIN
1	Lewis, R.	6-13	3-9	2-2	3-0	0	2	17	4	1	0	1	40
22	King, A.	2-6	1-4	2-4	1-1	2	2	7	4	3	0	1	30
23	Evans, D.	8-15	1-4	2-2	1-3	4	1	19	1	0	0	3	37
24	Pope, B.	2-3	1-2	5-7	1-0	1	4	10	1	1	1	0	30
41	Fleming, O.	2-3	0-0	0-1	2-2	4	4	4	0	1	0	0	15
3	Voight, J.	0-3	0-0	0-0	1-0	1	2	0	1	1	0	0	12
12	Rivas, C.	1-6	1-6	0-1	0-0	0	1	3	0	1	0	0	11
21	Baeza, B.	0-4	0-1	0-0	0-0	0	0	1	0	0	0	0	6
34	Nelson, T.	0-0	0-0	0-0	0-1	1	2	0	0	0	0	0	9
50	Etheridge, B.	3-4	2-3	2-2	2-1	3	3	10	1	0	0	1	10
TEAM					1-0	1							
TOTALS		24-57	9-29	13-20	9-8	17	21	70	13	8	1	6	200
TOTAL FG%:		1st: 13-27	.481	2nd: 11-30	.367	Game: 24-57	.421						
3-PT FG%:		1st: 7-15	.467	2nd: 2-14	.143	Game: 9-29	.310						
FT%:		1st: 7-11	.636	2nd: 6-9	.667	Game: 13-20	.650						

Technical Fouls: none

Officials: Mike Thibodeaux, John Heatly, Rick Jones

Attendance: 1,033

Score by Half

U. of the Southwest.....40-30 70

ULM.....50-49 99



GAME 14
ULM: 82
Troy: 83



December 31, 2009 • Fant-Ewing Coliseum
Monroe, La.

MONROE, La. – Junior forward Tommie Sykes scored a career-best 23 points and grabbed a game-high eight rebounds, but the ULM men's basketball team fell, 83-82, on Thursday afternoon (Dec. 31) at Fant-Ewing Coliseum.

Senior guard Jarvis Hill scored 17 points, senior guard Tony Hooper scored 15 and junior forward Rudy Turner added 12 in the loss for the Warhawks.

Troy led wire-to-wire, shooting 62.5 percent (35-of-56) from the field in the contest, and held a lead as large as 15, but ULM chipped away at the Trojan advantage and saw a potential game-winning shot fall just short at the buzzer.

Troy jumped out to an early 22-7 lead in the opening six-and-a-half minutes of the contest. The Trojans made 9-of-10 shots in the early going, including 4-of-4 from beyond the three-point arc. All four of Troy's trifectas came from Brandon Hazzard.

ULM worked the Troy lead down to seven, 22-15, with an 8-0 run ignited by four-straight points from Turner, freshman center Rory Burt and Sykes also made baskets during the stretch for the Warhawks.

Troy answered by pushing its lead back out to 15, 31-16, with eight minutes to play in the half courtesy of an old-fashioned three-point play by Vernon Taylor.

The Trojans took a 13-point lead into the intermission, 48-35.

The Warhawks started quickly in the second half, outscoring Troy 10-4 in the early going to cut the Trojans lead to single-digits, 54-45. Sykes capped the early burst for ULM with an old-fashioned three-point play.

Troy pushed its lead back out to as much as 14 before ULM cut the Trojans advantage to six, 70-64, with 9:51 remaining in the contest. Six-straight points by the Warhawks, culminated in a pair of free throws from Sykes, pulled ULM within a half-dozen.

A pair of free throws by Hill put the Warhawks within three, 83-80, with 1:42 to play. After a defensive stop, ULM had possession of the ball and called a timeout with 49 seconds left in the contest.

A triple try for ULM missed, but on the other end Troy missed the first free-throw of a one-and-one, giving ULM another chance down just three. Hill earned his way to the charity stripe and sank a pair to cut the Troy lead to just one, 83-82, with 27 seconds left. Another missed one-and-one opportunity by the Trojans gave ULM the chance to take its first lead of the night, but again the Warhawks came up empty on a three-point attempt.

With five seconds to play, Troy missed a third front-end of a one-and-one giving ULM an opportunity to race the length of the floor for the win but freshman guard Colby Carr's buzzer-beating attempt fell short as Troy hung on for the win.

Hazzard scored 30 points to lead the Trojans; Taylor added 16 including a perfect 7-of-7 from the floor.

No.	ULM	FG	3FG	FT	O-D	TOT	F	TP	A	TO	B	S	MIN
3	Turner, R.	4-8	0-0	4-4	4-3	7	0	12	0	0	2	0	32
22	Gilbert, L.	1-6	1-3	2-2	2-3	5	2	5	1	0	0	0	16
00	Hooper, T.	6-16	3-10	0-1	1-3	4	3	15	0	3	0	2	38
1	Fuselier, W.	1-5	0-0	0-0	0-0	0	0	2	0	1	0	0	17
5	Forbes, D.	0-4	0-2	0-0	1-0	1	1	0	2	1	0	0	13
2	Carr, C.	3-7	0-1	0-0	1-2	3	0	6	1	2	0	3	23
13	Sykes, T.	3-6	0-0	17-20	3-5	8	3	23	1	1	0	3	29
24	Hill, J.	4-6	2-3	7-9	1-0	1	5	17	2	1	0	1	29
45	Burt, R.	1-1	0-0	0-0	0-0	0	1	2	0	0	0	0	3
TEAM					2-1	3							
TOTALS		23-59	6-19	30-36	15-17	32	15	82	7	9	2	9	200
TOTAL FG%:		1st: 12-32	.375	2nd: 11-27	.407	Game: 23-59	.390						
3-PT FG%:		1st: 4-10	.400	2nd: 2-9	.222	Game: 6-19	.316						
FT%:		1st: 7-9	.778	2nd: 23-27	.852	Game: 30-36	.833						

No.	Troy	FG	3FG	FT	O-D	TOT	F	TP	A	TO	B	S	MIN
20	Jones, A.	5-9	2-4	1-2	0-4	4	3	13	4	2	1	0	33
35	Coleman, Y.	5-7	0-0	0-0	1-1	2	5	10	0	0	3	0	23
14	Hazzard, B.	12-21	6-12	0-1	0-0	4	4	30	0	1	0	0	38
24	Vogler, M.	4-8	0-1	2-3	1-4	5	4	10	11	6	0	3	34
33	Delk, R.	0-0	0-0	0-0	0-7	7	3	0	6	4	2	0	36
2	Taylor, V.	7-7	1-1	1-2	2-2	4	1	16	1	1	1	0	15
3	Patsatsia, L.	1-2	0-1	0-0	0-1	1	0	2	0	0	0	0	4
21	Toombs, B.	1-2	0-0	0-0	2-4	6	5	2	0	1	1	0	17
TEAM					1-0	1							
TOTALS		35-56	9-19	4-8	7-23	30	25	83	22	15	8	3	200
TOTAL FG%:		1st: 19-31	.613	2nd: 16-25	.640	Game: 35-56	.625						
3-PT FG%:		1st: 7-11	.636	2nd: 2-8	.250	Game: 9-19	.474						
FT%:		1st: 3-3	1.00	2nd: 1-5	.200	Game: 4-8	.500						

Technical Fouls: none

Officials: Kelly Self, Gene Menees, Bret Smith

Attendance: 537

Score by Half

Troy.....48-35 83

ULM.....35-47 82



GAME 15
ULM: 68
UALR: 64



January 2, 2010 • Fant-Ewing Coliseum
Monroe, La.

MONROE, La. – Senior guard Tony Hooper scored a season-high 28 points, including eight three-pointers, as the ULM men's basketball team earned its first conference victory of the season on Saturday afternoon (Jan. 2), 68-64, over UALR. Hooper's eight trifectas tied for the second-most in ULM history and are also the most by a player in the Sun Belt this season.

ULM (6-9, 1-3 Sun Belt) trailed UALR by five with 7:25 to play in the contest before using a 12-0 to take the lead, a lead they would never relinquish. Senior guard Dnylle Forbes added 12 points while junior forward Tommie Sykes grabbed a career-high-tying nine rebounds.

Both teams used the long ball frequently in the contest as the Warhawks converted 11 triples tries and the Trojans made 10 shots from beyond the arc.

Trailing 12-11 eight minutes into the contest, ULM used 10-0 run to take a 21-12 lead with 9:23 to play in the first half. Junior forward Rudy Turner started the burst for the Warhawks with four-straight free throws and Hooper capped the run with back-to-back three-pointers.

The Trojans pulled back even, 27-27, on a three by Matt Mouzy with four minutes to play in the half. The trifecta capped an 8-2 run for UALR.

The two teams traded baskets down the stretch in the opening 20 minutes until an old-fashioned three-point play by Alex Garcia-Mendoza gave UALR a three-point lead, 35-32, headed into the intermission.

ULM jumped out to a fast start in the second half, scoring the first nine points following the intermission to take a 41-35 lead. Hooper scored five of the nine out of the gate for the Warhawks, but UALR responded with a 12-2 run to take a 48-43 lead with 13:37 to play in the second 20 minutes.

The Warhawks cut the UALR lead to a single point, 50-49, with 12 minutes left, but were unable to bridge the gap until the 6:09 mark when a pair of free throws from Gilbert tied the contest, 59-59. ULM then got a stop and a put-back from Forbes to regain the lead.

ULM's run stretched to 10-0 on a triple by Hooper with 3:35 remaining, pushing the Warhawks advantage to 64-59. Hooper then knocked down a long two-point basket to give the Warhawks a seven-point edge before UALR responded with a layup with 54 seconds to play; it was the first basket for the Trojans in six-and-a-half minutes.

UALR scored five-straight to pull within a pair, 66-64, with 24 seconds to play but Forbes knocked down a pair of free throws with 12 seconds left to preserve the win for the Warhawks.

Mouzy scored 19 points in the contest to lead UALR.

No.	ULM	FG	3FG	FT	O-D	TOT	F	TP	A	TO	B	S	MIN
3	Turner, R.	1-3	0-0	4-4	2-6	8	3	6	0	2	1	0	28
22	Gilbert, L.	2-6	1-3	3-3	0-4	4	4	8	1	1	0	0	18
00	Hooper, T.	10-23	8-16	0-0	2-4	4	0	28	1	3	0	2	36
1	Fuselier, W.	3-5	0-0	0-0	0-0	0	1	6	3	2	0	0	28
5	Forbes, D.	4-11	2-7	2-2	1-5	6	2	12	2	2	0	1	33
2	Carr, C.	1-3	0-0	0-0	1-1	2	1	2	1	0	0	0	7
13	Sykes, T.	1-6	0-0	0-4	4-5	9	0	2	4	0	1	0	27
24	Hill, J.	0-1	0-0	0-1	0-1	1	1	0	3	1	0	0	17
45	Burt, R.	2-4	0-0	0-0	3-0	3	1	4	0	0	0	1	6

2009-10: Box Scores



GAME 16
ULM: 56



Florida International: 62
January 7, 2010 • U.S. Century Bank Arena
Miami, Fla.

MIAMI, Fla. – Junior forward Rudy Turner scored a team-high 13 points and grabbed a team-best seven rebounds, but the ULM men's basketball team fell, 62-56, on Thursday night (Jan. 7) at FIU. Freshman guard Colby Carr scored a career-best 12 points and also grabbed a career-high seven rebounds.

FIU led by as much as 12 in the second half before a ULM comeback tied the contest with just over seven minutes to play, but the Golden Panthers out-scored the Warhawks 12-6 in the final minutes to hang on for the win.

Junior forward Lawrence Gilbert gave the Warhawks an immediate lift to start the contest, scoring the first five ULM points to open the game. Carr scored six of the next eight as ULM held a 13-11 advantage just past the midway point of the opening half.

After a triple from senior guard Dynile Forbes put ULM ahead, 17-16, FIU used an 8-0 run to take a 24-17 lead with 5:14 to play in the first half. Six straight points from the Warhawks pulled ULM back within one, 24-23, before FIU scored the final four points of the half to take a 28-23 lead into the intermission.

Carr came off the bench to have eight points and seven rebounds in the opening 20 minutes to lead ULM. Martavis Kee scored nine points to lead FIU in the first stanza. Both teams struggled from the floor before the intermission; ULM shot just 34.6 percent (9-of-26) while FIU went 12-of-35 (34.3 percent).

The Golden Panthers scored the first five points after the break to take a 33-23 lead early in the second half.

With FIU leading, 46-34, ULM went on an 11-0 run to pull within a point, 46-45. Turner scored seven during the burst for the Warhawks, including an old-fashioned three-point play. Carr capped the run with a layup off a turnover, forcing an FIU timeout.

ULM pulled even, 50-50, on a triple by senior guard Tony Hooper with seven minutes to play in the second half, but the Golden Panthers responded by scoring the next nine points until Gilbert stopped the run with a triple with 2:05 to play.

The Warhawks cut the FIU advantage to four on two occasions in the final minutes, but it wasn't enough as the Golden Panthers held on for a 62-56 victory.

Marvin Roberts led FIU with 12 points while Marlon Bright scored eight points and grabbed a game-high 10 rebounds.

No.	ULM	FG	3FG	FT	O-D	TOT	F	TP	A	TO	B	S	MIN
22	Turner, R.	5-8	0-0	3-3	5-2	7	3	13	0	1	2	0	26
2	Gilbert, L.	3-9	2-6	0-0	1-2	3	4	8	2	2	0	1	27
00	Hooper, T.	1-8	1-8	0-0	0-4	4	4	3	3	4	1	2	27
1	Fuselier, W.	2-7	1-2	0-0	1-3	4	1	5	2	5	0	2	34
5	Forbes, D.	3-9	1-3	2-5	0-5	5	0	9	0	1	1	1	29
2	Carr, C.	4-6	0-0	4-4	3-4	7	1	12	2	2	1	1	22
13	Sykes, T.	1-4	0-0	2-2	3-0	3	2	4	0	1	0	0	16
24	Hill, J.	1-3	0-1	0-0	0-0	0	1	2	0	1	0	1	17
45	Burt, R.	0-0	0-0	0-0	0-0	0	0	0	0	1	0	0	2
TEAM				0-2		2				1			
TOTALS		20-54		5-20		11-14		13-22		35		16 56 9 19 5 8 200	
TOTAL FG%:		1st: 9-26		.346		2nd: 11-28		.393		Game: 20-54		.370	
3-PT FG%:		1st: 2-9		.222		2nd: 3-11		.273		Game: 5-20		.250	
FT%:		1st: 3-4		.750		2nd: 8-10		.800		Game: 11-14		.786	

No.	FIU	FG	3FG	FT	O-D	TOT	F	TP	A	TO	B	S	MIN
10	Otero, J.C.	4-7	2-3	1-2	4-3	7	0	11	3	1	0	0	26
11	Roberts, M.	4-14	2-5	2-2	3-3	6	0	12	2	2	3	2	35
21	Essola, C.	1-6	0-0	0-0	3-1	4	3	2	1	3	1	0	18
34	Bright, M.	4-11	0-3	0-0	5-5	10	0	8	2	4	0	1	34
33	Miro, S.	3-6	0-2	1-3	1-2	3	3	7	0	0	0	0	25
2	Weaver, S.	2-5	0-1	2-3	1-1	2	2	6	1	1	0	1	18
3	Russell, T.	1-4	0-0	0-0	0-2	2	3	2	3	2	1	2	20
4	Gray, P.	2-6	1-4	0-0	0-2	2	0	5	1	2	0	1	12
5	Kee, M.	4-6	1-2	0-0	0-0	0	3	9	0	1	0	1	12
TEAM				4-4		8				1			
TOTALS		25-65		6-20		14-23		44		14 62 13 17 5 8 200			
TOTAL FG%:		1st: 12-35		.343		2nd: 13-30		.433		Game: 25-65		.285	
3-PT FG%:		1st: 2-12		.167		2nd: 4-8		.500		Game: 6-20		.300	
FT%:		1st: 2-2		1.00		2nd: 4-8		.500		Game: 6-10		.600	

Technical Fouls: none
Officials: Terry Moore, J.B. Caldwell, Bret Smith
Attendance: 802
Score by Half
ULM23-33 56
FIU28-34 62



GAME 17
ULM: 61



Florida Atlantic: 74
January 9, 2010 • FAU Arena
Boca Raton, Fla.

BOCA RATON, Fla. – Senior guard Dynile Forbes scored a game-high 24 points, but the ULM men's basketball team fell, 74-61, on Saturday night (Jan. 9) at Florida Atlantic. The Owls led wire-to-wire in the contest.

Junior forward Tommie Sykes came off the bench to score 14 points and grab eight rebounds for ULM while junior forward Rudy Turner had a game-high nine rebounds along with eight points.

Florida Atlantic jumped out to an early 8-0 advantage 2:39 into the contest, forcing a ULM timeout. The Owls hit a pair of triples in their first three field goals to take the 8-0 lead. Out of the timeout, Forbes buried a trifecta from the wing to get the Warhawks on the board.

ULM cut the Florida Atlantic lead to three on a trio of occasions, including 14-11, but the Owls responded with a 15-0 run to push their advantage to 29-11 with just under six minutes to play in the first half.

The FAU lead grew to as much as 21 before senior guard Jarvis Hill and Turner scored the last two baskets of the first half to cut the Owls lead to 39-22 at the intermission. The 22 points for the Warhawks was their lowest scoring half of the season.

Greg Gantt led all scorers at the break with 13 points; ULM was led by seven from Forbes. The Owls shot 48.4 percent (15-of-31) in the first half while holding the Warhawks to just 32.1 percent shooting (9-of-28). ULM committed 12 turnovers in the opening 20 minutes to just four for Florida Atlantic.

The Warhawks scored the first four out of the locker room to cut the Owls lead to 13, 39-26. Turner and Forbes opened the second half scoring for ULM.

The FAU lead hovered at 13 until back-to-back triples by the Owls pushed their lead back to 18, 49-31, with 14:34 to play in the second half.

Florida Atlantic extended its lead to as much as 25 before ULM trimmed the final margin to 13, 74-61.

The game also featured a brief delay when, with 5:55 remaining in the contest, FAU arena suffered a power outage. Play resumed after a five-minute delay.

Gantt led the Owls with 20 points. Alex Tucker dished out 10 assists for FAU in the contest.

No.	ULM	FG	3FG	FT	O-D	TOT	F	TP	A	TO	B	S	MIN
3	Turner, R.	4-8	0-1	0-0	3-6	9	3	8	0	2	2	0	22
22	Gilbert, L.	0-2	0-1	0-0	1-1	2	1	0	0	6	0	1	18
00	Hooper, T.	0-7	0-4	0-0	0-5	5	1	0	4	6	0	0	28
2	Carr, C.	3-8	0-1	1-2	0-3	3	1	7	4	2	0	2	28
5	Forbes, D.	9-12	3-5	3-3	0-4	4	2	24	0	0	1	0	37
1	Fuselier, W.	0-0	0-0	0-0	0-0	0	0	0	2	0	0	0	6
13	Sykes, T.	5-8	0-0	4-7	6-2	8	2	14	0	0	0	0	24
21	Nelson, R.	0-0	0-0	2-2	0-1	1	2	2	0	2	0	0	9
24	Hill, J.	1-2	0-0	1-2	0-2	2	1	3	2	0	0	1	13
45	Burt, R.	1-2	0-0	1-2	0-0	0	0	3	0	1	0	0	15
TEAM				2-1		3							
TOTALS		23-49		3-12		12-18		12-25		37		13 61 10 21 3 4 200	
TOTAL FG%:		1st: 9-28		.321		2nd: 14-21		.667		Game: 23-49		.469	
3-PT FG%:		1st: 1-7		.143		2nd: 2-5		.400		Game: 3-12		.250	
FT%:		1st: 3-6		.500		2nd: 9-12		.750		Game: 12-18		.667	

No.	FAU	FG	3FG	FT	O-D	TOT	F	TP	A	TO	B	S	MIN
40	Royster, B.	6-7	0-0	1-1	1-5	6	3	13	0	2	2	1	30
2	Taylor, R.	4-10	2-6	2-2	0-2	2	1	12	5	4	0	1	27
5	Tucker, A.	0-4	0-0	0-0	1-3	4	3	0	10	1	0	0	31
22	Gantt, G.	8-17	2-5	2-2	1-2	3	1	20	1	0	1	1	31
23	Hughley, S.	5-8	1-2	0-1	1-1	2	3	11	1	0	0	4	30
1	Richardson, S.	4-7	3-5	0-0	0-1	1	0	11	2	1	0	0	21
4	Mattison, A.	0-0	0-0	0-0	0-0	0	0	0	0	0	0	0	2
12	O'Sullivan, D.	0-0	0-0	0-0	0-0	0	0	0	0	0	0	0	1
21	McCoy, J.	1-2	0-0	3-6	0-1	1	2	5	0	1	1	1	9
35	Steward, D.	0-0	0-0	0-0	0-0	0	0	0	0	0	0	0	9
55	Davis, J.	1-1	0-0	0-0	0-1	1	2	2	0	0	0	0	9
TEAM				1-0		1							
TOTALS		29-56		8-18		8-12		5-16		21		15 74 19 9 4 8 200	
TOTAL FG%:		1st: 15-31		.484		2nd: 14-25		.560		Game: 29-56		.518	
3-PT FG%:		1st: 4-11		.364		2nd: 4-7		.571		Game: 8-18		.444	
FT%:		1st: 5-6		.833		2nd: 3-6		.500		Game: 8-12		.667	

Technical Fouls: none
Officials: Patrick Evans, Landon Brandes, T.J. Shea
Attendance: 949
Score by Half
ULM22-39 61
FAU39-35 74



GAME 18
ULM: 61



South Alabama: 58
January 14, 2010 • Fant-Ewing Coliseum
Monroe, La.

MONROE, La. – Senior guard Dynile Forbes scored a game-high 14 points as the ULM men's basketball team earned a 61-58 victory over South Alabama on Thursday night (Jan. 14) at Fant-Ewing Coliseum. Senior guard Jarvis Hill had 13 points and junior forward Lawrence Gilbert chipped in 11 points and a team-best seven rebounds.

ULM led for the majority of the second half before a late run put South Alabama ahead by one with two minutes left in the contest. But the Warhawks scored the final four points of the game to earn a three-point victory, its first over the Jaguars since the 1975-76 season.

South Alabama took control of the contest in the early going, holding an 18-14 after the first 12 minutes of the contest. Gilbert kept the Warhawks close, scoring 11 of ULM's first 14 points, including draining a trio of trifectas.

Following the under-eight minute media timeout, the Warhawks used a 13-3 run to take a 27-21 lead with five minutes to play in the opening half. Freshman guard Colby Carr started the burst for ULM with an old-fashioned three-point play; he also closed the spurt with a layup. Senior guard Tony Hooper added a pair of three-pointers during the ULM run.

The ULM lead swung between nine and four points for the first 11-plus minutes of the second half until Hill knocked down a triple with 8:11 remaining in the half to push the Warhawk lead to double-digits, 52-42.

The Warhawks led by nine, 57-48, with six minutes to play when South Alabama went on a 10-0 to take its first lead of the second half, 58-57, with 1:59 remaining in the contest.

Junior forward Tommie Sykes ended the Jaguars run with a pair of free throws on the next possession, giving ULM a 59-58 advantage with 1:37 to play.

The Warhawks got a pair of defensive stops, sandwiched around a turnover of their own, before Forbes was fouled with 15 seconds remaining. Forbes calmly drained both free throws to put ULM ahead by three, 61-58. South Alabama got a look at a three-pointer from in front of their own bench at the buzzer, but the shot fell short and the Warhawks hung on for the victory.

Martino Brock scored 13 points and grabbed a game-high 12 rebounds to lead South Alabama.

No.	ULM	FG	3FG	FT	O-D	TOT	F	TP	A	TO	B	S	MIN
2	Carr, C.	4-12	0-0	1-1	3-2	5	4	9	3	2	0	2	29
22	Gilbert, L.	3-9	3-9	2-2	3-4	7	0	11	0	3	1	2	37
45	Burt, R.	0-2	0-0	1-4	1-1	2	5	1	0	0	3	0	14
00	Hooper, T.	2-8	2-5	1-3	1-0	1	5	7	2	2	0	4	29
5	Forbes, D.	2-9	1-5	9-10	0-4	4	1	14	2	3	1	1	34
3	Turner, R.	0-1	0-0	0-0	1-0	1	2	0	0	0	0	0	5
13	Sykes, T.	1-1	0-0	4-4	1-2	3	4	6	0	3	0	0	14
21	Nelson, R.	0-0	0-0	0-0	0-1	1	2	0	0	0	0	0	6
24	Hill, J.	3-8	1-2	6-6	0-0	0	3	13	3	3	0	3	32
TEAM				3-2		5							
TOTALS		15-50		7-21		24-30		13-16		29		26 61 10 16 5 12 200	

2009-10: Box Scores



GAME 19
ULM: 64



GAME 20
ULM: 60



GAME 21
ULM: 48



January 16, 2010 • Fant-Ewing Coliseum
Monroe, La.

January 21, 2010 • Fant-Ewing Coliseum
Monroe, La.

January 23, 2010 • Lakefront Arena
New Orleans, La.

MONROE, La. – Junior forward Rudy Turner scored 19 points and junior forward Tommie Sykes added 11 points and a career-best 10 rebounds as the ULM men's basketball team earned a 64-53 victory on Saturday afternoon (Jan. 16) over Denver at Fant-Ewing Coliseum.

Senior guard Tony Hooper added 14 point for ULM in the victory.

The contest was tied at the intermission but the Warhawks scored the first five points after the break and never looked back on their way to the victory. ULM made 26 free throws in the contest to just six for Denver.

Denver jumped out to an early 13-4 lead as the Warhawks made just one of their first 10 field goal attempts in the contest.

ULM scored the next eight points, seven of which came from Turner, to pull the Warhawks within one, 13-12, just past the midway point of the first half. After a goaltending violation ended the drought for Denver, senior guard Jarvis Hill hit a triple from the wing for ULM to tie the contest, 15-15.

Turner scored the next four points to spark an 8-2 run for ULM, giving the Warhawks a 23-17 lead with 5:48 to play in the opening stanza. But back-to-back triples by Denver evened the contest just before the four-minute mark.

The Warhawks and Pioneers went into the intermission tied, 28-28. Turner led all scorers at the intermission with 11 points. ULM earned 12 points from the free-throw line in the first half to just two for Denver, but the Pioneers made six three-pointers in the opening 20 minutes to just two for the Warhawks.

Chase Hallam scored six points to lead Denver at the break. Hooper hit a trifecta and Turner added a layup to open the second half, giving ULM a five-point lead, 33-28. After Denver tied the contest, 35-35, ULM used an 8-0 run to open up a 43-35 lead. Four different players scored during the spurt for ULM.

Denver stopped the run with a triple from Brian Stafford before a 15-foot jumper by Hill and a layup from Hooper put the Warhawks up 47-38 with just over eight minutes to play in the contest.

The Warhawks advantage reached double figures with 6:30 to play on a triple by Hooper, giving ULM a 52-41 lead.

The Pioneers worked the ULM advantage back down to five, 63-58, with 38 seconds to play, but the Warhawks went six-of-six from the charity stripe in the final seconds to earn the nine-point victory.

Chase Hallam led Denver with 13 points, Stafford chipped in 12 for the Pioneers.

No.	ULM	FG	3FG	FT	O-D	TOT	F	TP	A	TO	B	S	MIN
5	Forbes, D.	1-4	1-3	2-2	1-1	2	0	5	2	0	0	5	33
22	Gilbert, L.	1-2	0-1	0-0	0-2	2	2	2	0	0	0	2	14
45	Burt, R.	0-2	0-0	0-0	0-0	0	2	0	0	1	0	0	12
00	Hooper, T.	3-8	2-4	6-6	0-2	2	3	14	3	5	0	1	37
2	Carr, C.	1-4	0-0	2-2	1-3	4	0	4	2	3	0	1	22
3	Turner, R.	6-7	0-0	2-2	1-0	1	4	19	1	3	0	1	28
13	Sykes, T.	2-2	0-0	7-11	3-7	10	2	11	1	3	1	1	26
24	Hill, J.	3-6	1-3	2-2	0-3	3	1	9	1	0	0	0	28
TEAM				0-1		1		2					
TOTALS		17-35	4-11	26-30	6-19	25	14	64	10	17	1	11	200
TOTAL FG%:		1st: 7-20	.350	2nd: 10-15	.667	Game: 17-35		.486					
3-PT FG%:		1st: 2-7	.286	2nd: 2-4	.500	Game: 4-11		.364					
FT%:		1st: 12-15	.800	2nd: 14-15	.933	Game: 26-30		.867					

No.	Denver	FG	3FG	FT	O-D	TOT	F	TP	A	TO	B	S	MIN
12	Coughlin, J.	1-3	0-0	2-2	0-1	1	4	4	2	1	3	0	18
32	Hallam, C.	4-8	4-6	1-2	1-2	3	2	13	3	4	0	3	36
5	Stafford, B.	4-8	2-6	2-2	0-2	2	12	1	3	1	0	0	39
11	Lewis, K.	2-6	1-4	0-0	2-0	2	2	5	3	1	0	0	19
24	Rohnert, N.	3-6	1-3	1-2	0-5	5	4	8	2	1	0	2	29
10	Lewis, R.	2-3	1-2	0-0	0-1	1	3	5	1	3	0	0	16
13	Thalcken, T.	0-1	0-1	0-0	0-0	0	0	0	1	0	0	0	5
15	Hallam, T.	2-4	2-4	0-0	1-1	2	1	6	0	1	0	0	15
23	Chen, S.	0-1	0-1	0-0	0-0	0	0	0	1	0	0	0	10
33	Hooper, A.	0-2	0-1	0-0	1-0	1	2	0	2	2	0	0	13
TEAM				0-1		1		2					
TOTALS		18-42	11-28	6-8	5-13	18	20	53	15	19	4	5	200
TOTAL FG%:		1st: 10-22	.455	2nd: 8-20	.400	Game: 18-42		.429					
3-PT FG%:		1st: 6-14	.429	2nd: 5-14	.357	Game: 11-28		.393					
FT%:		1st: 2-2	1.000	2nd: 4-6	.667	Game: 6-8		.750					

Technical Fouls: none
Officials: Jeff Malham, Jeff Smith, Sean Casey
Attendance: 1,416
Score by Half
Denver.....28-25 53
ULM.....28-36 64

MONROE, La. – Junior forward Lawrence Gilbert recorded his first double-double of the season with 14 points and a season-best 10 rebounds, but the ULM men's basketball team fell, 69-60, on Thursday night (Jan. 21) at Fant-Ewing Coliseum.

Senior guard Dynile Forbes added 14 points and junior forward Rudy Turner chipped in 12 for the Warhawks.

ULM trailed by as much as 17 early in the second half but cutting the Middle Tennessee advantage to as little as five, but that is as close as the Warhawks would come as they suffered just their third home loss of the season.

With the score tied, 5-5, in the early going, Middle Tennessee used a 7-0 run to take a 12-5 lead with 10:42 to play in the first half. The Blue Raiders held ULM scoreless for over five minutes during the stretch until junior forward Tommie Sykes ended the run with a pair of free throws.

Middle Tennessee followed the Sykes free throws with another 7-0 burst, pushing the Blue Raiders advantage to 19-7.

The Blue Raiders took a 32-21 advantage into the intermission. Turner led the Warhawks with five points in the opening 20 minutes while James Washington and Desmond Yates each had nine points for Middle Tennessee before the break.

ULM's 21 first half points were a season-low; the Warhawks also committed 13 turnovers in the first half, Middle Tennessee converted 16 points off of those turnovers.

Middle Tennessee scored the first five points of the second half to push its advantage to 37-21.

Both teams struggled offensively in the second half as the Warhawks went over eight minutes without a field goal until Sykes made a layup with 6:26 to play. The ULM defense remained stingy during that stretch as the Warhawks were still able to cut into the Middle Tennessee lead. The Blue Raiders made just one field goal over that span.

Gilbert's fourth trifecta of the night pulled ULM within single-digits, 48-39, and when Forbes canned back-to-back triples the Warhawks were back within five, 53-48, with 3:46 remaining.

But ULM would get no closer than five as Middle Tennessee made 14-of-15 free throws down the stretch to preserve the road win.

Washington led four Blue Raiders in double-figures with 20 points.

No.	ULM	FG	3FG	FT	O-D	TOT	F	TP	A	TO	B	S	MIN
3	Turner, R.	4-7	0-0	4-9	0-6	6	3	12	1	6	1	1	26
22	Gilbert, L.	4-12	4-9	2-2	0-10	10	2	14	0	4	0	1	29
00	Hooper, T.	2-7	1-5	2-2	0-2	2	4	7	4	4	0	2	32
2	Carr, C.	2-6	0-0	2-2	1-1	2	4	6	0	2	0	2	24
5	Forbes, D.	4-9	3-7	3-4	0-4	4	0	14	0	3	0	0	34
10	Williams, B.	0-1	0-1	0-0	0-1	1	4	0	3	0	0	0	25
13	Sykes, T.	2-2	0-0	3-3	3-2	5	1	7	1	2	1	0	27
21	Nelson, R.	0-1	0-1	0-0	0-0	0	2	0	0	0	0	0	1
45	Burt, R.	0-0	0-0	0-0	1-0	1	0	0	0	1	0	0	2
TEAM				1-2		3							
TOTALS		18-45	8-23	16-22	6-28	34	20	60	9	22	2	6	200
TOTAL FG%:		1st: 8-22	.364	2nd: 10-23	.435	Game: 18-45		.400					
3-PT FG%:		1st: 2-9	.222	2nd: 6-14	.429	Game: 8-23		.348					
FT%:		1st: 3-4	.750	2nd: 13-18	.722	Game: 16-22		.727					

No.	Middle Tenn.	FG	3FG	FT	O-D	TOT	F	TP	A	TO	B	S	MIN
30	Sulton, J.T.	2-6	0-0	0-0	3-1	4	4	4	0	0	0	1	16
31	Yates, D.	6-12	2-3	2-3	0-5	5	2	16	3	0	0	1	37
4	O'Neil, C.	2-6	0-0	8-9	2-3	5	0	12	5	3	0	0	35
15	Washington, J.	4-13	4-11	8-8	0-2	2	1	20	2	3	0	2	36
24	Haddock, M.	3-9	0-1	5-6	2-6	8	4	11	3	0	0	1	30
5	Emanuel, R.	0-2	0-0	0-0	0-0	0	1	0	0	3	0	2	9
32	Ottley, T.	2-3	0-0	0-0	1-1	2	3	4	0	0	0	1	13
34	Gallman, J.	1-4	0-3	0-0	0-3	3	2	2	1	3	0	1	24
TEAM				0-1		1							
TOTALS		20-55	6-18	23-26	8-22	30	17	69	14	12	0	9	200
TOTAL FG%:		1st: 12-29	.414	2nd: 8-26	.308	Game: 20-55		.364					
3-PT FG%:		1st: 4-11	.364	2nd: 2-7	.286	Game: 6-18		.333					
FT%:		1st: 4-5	.800	2nd: 19-21	.905	Game: 23-26		.885					

Technical Fouls: none
Officials: Mike Thibodeaux, Terry Moore, Brad Ferrie
Attendance: 1,215
Score by Half
Middle Tennessee.....32-37 69
ULM.....21-39 60

NEW ORLEANS, La. – Junior forward Tommie Sykes made a free throw with 22 seconds remaining to push the ULM men's basketball team to a 48-47 victory Saturday night (Jan. 23) at New Orleans. Senior guard Dynile Forbes and freshman guard Colby Carr each scored 10 points to lead the way for ULM.

The Warhawks led most of the way until New Orleans tied the contest with a triple with 42 seconds remaining before the Sykes free throw sealed the win for the Warhawks.

Both teams struggled offensively in the early going as the Warhawks and Privateers were tied at 8-8 midway through the first half. ULM opened the contest 2-of-18 from the floor while New Orleans was just 4-of-12 shooting early on.

ULM broke the deadlock when Carr rebounded his own miss and got the put-back to go, giving the Warhawks a 10-8 lead with just under eight minutes to play in the opening stanza. Carr's basket ignited a 7-0 burst for the Warhawks as senior guard Tony Hooper canned a trifecta and junior forward Rudy Turner made a layup to push ULM out front, 15-8.

New Orleans climbed back within a pair, 15-13, before the Warhawks scored the final six points of the half to take a 21-12 lead into the intermission. Carr led ULM with four points and four rebounds before the break. Johann Mpondo scored six to lead New Orleans in the opening 20 minutes.

The Warhawks scored six of the first eight points to start the second half, increasing the ULM lead to 27-15. But New Orleans responded by scoring the next eight to cut the ULM lead to just four, 27-23, forcing a Warhawk timeout with 13 minutes to play in the second half.

Neither team scored for the next three minutes until a pair of New Orleans free throws brought the Privateers within two, 27-15.

With seven-and-a-half minutes remaining, Forbes buried a triple from the left corner to push the ULM lead back to six, 34-28.

New Orleans cut the ULM lead to just one, 36-35, but was unable to completely close the gap until Jaroslav Tyrna made a three-pointer with 42 seconds remaining to tie the game, 47-47.

Following a timeout, Sykes earned a trip to the free-throw line and split a pair, giving the Warhawks a 48-47 lead with 22 seconds left. On the final possession of the contest, New Orleans came up empty on a 14-foot jumper and the Warhawks held on for the victory.

ULM finished the contest 13-of-47 (27.7 percent) from the floor while New Orleans went 15-of-38 (39.5 percent). But the Warhawks went 19-of-27 (70.4 percent) from the free-throw line while New Orleans was just 13-of-28 (46.4 percent).

No.	ULM	FG	3FG	FT	O-D	TOT	F	TP	A	TO	B	S	MIN
3	Turner, R.	1-5	0-0	7-11	1-2	3	2	9	0	2	1	0	36
22	Gilbert, L.	1-9	0-4	1-2	2-2	4	3	3	0	1	0	0	28
00	Hooper, T.	2-8	1-6	0-0	0-4	4	4	5	2	2	0	1	19
2	Carr, C.	4-8	0-0	2-3	2-2	4	3	10	3	2	0	2	34
5	Forbes, D.	3-8	2-5	2-2	3-5	8	3	10	0	1	0	4	31
1	Fuselier, W.	0-0	0-0	0-0	0-0	0	0	0	0	0	0	0	0
10	Williams, B.	1-3	0-1	0-0	0-4	4	4	2	1	4	0	1	28
12	Averette, K.	0-1	0-1	2-2	0-1	1	0	2	0	0	0	1	6
13	Sykes, T.	1-5	0-0	5-7	1-0	1	4	7	0	1	0	0	16
45	Burt, R.	0-0	0-0	0-0	1-1	1	0	0	0	0	0	0	2
TEAM				2-2		4							
TOTALS		13-47	3-17	19-27	11-23	34	23	48	6	13	1	9	200
TOTAL FG%:		1st: 7-30	.233	2nd: 6-17	.353	Game: 13-47		.277					
3-PT FG%:		1st: 2-11	.1										

2009-10: Box Scores



GAME22

ULM: 56

Troy: 75

January 28, 2010 • Trojan Arena
Troy, Ala.



TROY, Ala. – Junior forward Lawrence Gilbert led four Warhawks in double-figures with 13 points, but it wasn't enough as the ULM men's basketball team fell, 75-56, on Thursday night (Jan. 28) at Troy.

Senior guard Dynile Forbes added 11 points and junior forwards Rudy Turner and Tommie Sykes each had 10. Turner also had 11 rebounds to record his second double-double of the season.

Leading by 10 at the intermission, Troy quickly doubled that advantage in the first three minutes of the second half and never looked back. Troy finished the contest 11-of-19 (48.0 percent) from three-point range. Overall, Troy was 52.7 percent (29-of-55) from the floor while ULM went 32.8 percent (19-of-58).

Troy opened up a slim four-point lead, 13-9, seven minutes into the contest courtesy of five-straight points from Levan Patsatsia. ULM pulled back even, 17-17, on back-to-back put-backs by Turner. But the Trojans quickly answered with the next five to hold a 22-17 advantage halfway through the opening stanza.

After Sykes pulled ULM back within a two from the free-throw line, Troy knocked down a trio of triples to take its largest lead of the half, 34-23, with 4:36 to play before the intermission. Gilbert scored the next five on a pair of free throws and a three-pointer, but Troy pushed its lead back out to double-digits, 41-31, at the half.

Troy shot 56.7 percent (17-of-30) in the opening half, including 7-of-12 (58.3 percent) from beyond the three-point line. The Warhawks meanwhile went 11-of-27 (40.7 percent) from the floor before the break, but just 2-of-9 (22.2 percent) from three-point range.

Troy scored the first six seven points out of the locker room to take a 48-31 lead, forcing a ULM timeout. The Trojans run continued with another triple following the timeout, pushing the Troy lead to 20.

Forbes ignited an 11-0 burst for ULM with a triple as the Warhawks cut the Troy lead to 10, 56-46, with just under 12 minutes to play. Gilbert and senior guard Kenneth Averette followed with triples of their own before Sykes capped the run with a layup.

A basket by freshman guard Colby Carr cut the Trojans lead to just nine, but Troy used an 8-2 run to increase its lead back to 15, 66-51, with eight minutes to play and the Trojans saw the contest out from there.

Vernon Taylor led Troy with 14 points

No.	ULM	FG	3FG	FT	O-D	TOT F	TP	A	TO	B	S	MIN	
3	Turner, R.	4-6	0-0	2-5	3-8	11	4	10	0	3	2	25	
22	Gilbert, L.	3-15	2-9	5-6	3-5	8	2	13	3	0	0	4	
2	Carr, C.	4-7	0-0	0-0	4-0	4	1	8	2	5	0	26	
5	Forbes, D.	4-13	3-8	0-0	1-1	2	1	11	0	0	0	35	
10	Williams, B.	0-4	0-2	1-2	1-4	5	1	6	2	0	1	30	
12	Averette, K.	1-5	1-5	0-0	0-1	1	1	3	2	1	0	21	
13	Sykes, T.	3-6	0-0	4-6	2-2	4	2	10	1	3	0	24	
45	Burt, R.	0-2	0-0	0-0	0-0	1	0	0	0	1	2	4	
TEAM		1-0 1											
TOTALS		19-58	6-24	12-19	15-21	36	13	56	14	13	4	10	200
TOTAL FG%:		1st: 11-28	.393	2nd: 8-30	.267	Game: 19-58		.328					
3-PT FG%:		1st: 2-10	.200	2nd: 4-14	.286	Game: 6-24		.250					
FT%:		1st: 7-10	.700	2nd: 5-9	.556	Game: 12-19		.632					

No.	Troy	FG	3FG	FT	O-D	TOT F	TP	A	TO	B	S	MIN	
20	Jones, A.	3-6	2-3	2-2	1-2	3	2	10	0	3	0	1	
35	Coleman, Y.	6-8	0-0	1-1	1-9	10	2	13	2	1	0	25	
14	Hazzard, B.	1-6	0-2	1-2	0-1	1	2	3	5	1	0	28	
24	Vogler, M.	5-11	3-4	0-0	2-2	4	4	13	7	3	0	37	
33	Delk, R.	4-6	2-2	0-0	0-2	2	4	10	1	0	0	21	
2	Taylor, V.	5-9	2-6	2-2	1-0	1	0	14	0	0	0	19	
3	Patsatsia, L.	3-4	2-2	0-1	0-0	0	3	8	1	1	0	14	
21	Toombs, B.	2-4	0-0	2-2	4	2	4	1	2	0	0	14	
25	Macon, T.	0-0	0-0	0-0	0-2	2	0	0	0	1	0	1	
30	Greenwood, K.	0-0	0-0	0-0	0-1	1	0	0	0	1	0	1	
44	Cunningham, S.	0-1	0-0	0-0	0-1	1	0	0	0	1	0	3	
TEAM		2-5 7											
TOTALS		29-55	11-19	6-10	9-27	36	19	75	17	14	0	7	200
TOTAL FG%:		1st: 17-30	.567	2nd: 12-25	.480	Game: 29-55		.527					
3-PT FG%:		1st: 7-12	.583	2nd: 4-7	.571	Game: 11-19		.579					
FT%:		1st: 0-3	.000	2nd: 6-7	.857	Game: 6-10		.600					

Technical Fouls: none
Officials: Duke Edsall, Rick Randall, Bret Smith
Attendance: 1,837
Score by Half
ULM.....31-25 56
Troy.....41-34 75



GAME23

ULM: 67

Louisiana-Lafayette: 72
January 30, 2010 • Fant-Ewing Coliseum
Monroe, La.



MONROE, La. –Senior guard Dynile Forbes scored a game-high 23 points, but the ULM men's basketball team fell, 72-67, to Louisiana-Lafayette on Saturday (Jan. 30) at Fant-Ewing Coliseum. Junior forward Rudy Turner added 12 points and a game-high nine rebounds for the Warhawks.

Senior guard Tony Hooper recorded one steal in the contest, giving him 202 in his career, tying him with Brian Spencer (1985-88) for the ULM career steals record. Hooper finished the contest with five points and four assists.

ULM held a one-point lead at the intermission, but Louisiana-Lafayette took control of the contest early in the second half and held on of a five-point victory.

A 7-0 run helped ULM jump out to an early 13-8 lead in the first five-and-a-half minutes of the contest. Junior forward Lawrence Gilbert ignited the burst for the Warhawks and Turner added a pair of baskets around the rim to give ULM the five-point lead.

Louisiana-Lafayette answered with the next eight points to take a 16-13 lead before ULM scored seven-straight to regain the lead, 20-16, at the midway point of the first half.

The Warhawks lead reached as much as seven before a 6-0 run by Louisiana-Lafayette trimmed the ULM lead to just one, 30-29, with 1:46 to play before the intermission.

ULM took a one-point lead, 32-31, into the break, Forbes and Turner paced the Warhawks with 11 points each, Turner added seven rebounds in the opening 20 minutes. Lamar Roberson led Louisiana-Lafayette with 10 points in the opening stanza.

Louisiana-Lafayette reclaimed the lead with a three-pointer early in the second half and maintained an advantage until Hooper buried a triple to tie the contest, 37-37, with 14:15 remaining. The Warhawks then took the lead on a layup by Forbes before Louisiana-Lafayette scored the next six to lead 43-39.

ULM pulled back within a pair, but Louisiana-Lafayette used a 7-0 to push its lead to nine, 52-43, with 5:45 to play.

The Warhawks cut the Louisiana-Lafayette lead to five on an old-fashioned three-point play by sophomore guard Brandon Williams, but the Ragin' Cajuns responded, pushing their lead to 11, the largest of the game, 63-52, with 2:22 left in the contest.

ULM continued to battle back and, after Louisiana-Lafayette missed a pair of free throws; Forbes buried a trifecta to bring the Warhawks within four, 66-62, with 48 seconds to play. That was as close as the Warhawks would get as Louisiana-Lafayette made its final six free throws to earn the road victory.

Tyren Johnson scored a game-high 19 points, grabbed seven rebounds and dished out seven assists to lead Louisiana-Lafayette.

No.	ULM	FG	3FG	FT	O-D	TOT F	TP	A	TO	B	S	MIN	
3	Turner, R.	5-9	0-0	2-6	5-4	9	3	12	0	6	0	28	
22	Gilbert, L.	2-11	2-5	2-2	1-7	8	4	8	0	0	0	32	
2	Carr, C.	0-1	0-0	0-0	0-1	1	2	0	2	1	0	18	
5	Forbes, D.	7-14	2-5	7-8	1-3	4	3	23	0	1	1	36	
10	Williams, B.	2-5	0-1	3-3	0-2	2	4	7	2	3	0	32	
00	Hooper, T.	2-6	1-4	0-0	0-1	1	2	5	4	0	0	17	
12	Averette, K.	2-4	0-1	0-0	0-2	2	4	3	0	0	0	5	
13	Sykes, T.	2-3	0-0	4-6	2-1	3	5	8	1	3	0	22	
TEAM		0-1 1											
TOTALS		22-53	5-16	18-25	9-22	31	25	67	12	14	1	5	200
TOTAL FG%:		1st: 13-27	.481	2nd: 9-26	.346	Game: 22-53		.415					
3-PT FG%:		1st: 1-4	.250	2nd: 4-12	.333	Game: 5-16		.313					
FT%:		1st: 5-10	.500	2nd: 13-15	.867	Game: 18-25		.720					

No.	La-Lafayette	FG	3FG	FT	O-D	TOT F	TP	A	TO	B	S	MIN	
1	Johnson, T.	7-17	1-4	4-6	2-5	7	1	19	7	1	0	3	
3	Bureau, T.	1-2	0-1	0-0	0-1	1	1	2	0	0	0	16	
00	Batiste, C.	0-3	0-0	0-0	2-3	5	4	0	0	0	1	15	
22	Andrews, R.	3-3	0-0	11-14	2-2	4	4	17	0	1	0	33	
33	Gradnigo, C.	4-8	1-2	0-0	0-1	1	5	9	0	1	2	30	
2	Daigle, R.	1-7	0-4	0-0	0-4	4	2	2	1	6	0	24	
4	Roberson, L.	6-10	0-1	0-0	2-5	7	2	12	3	2	0	28	
12	Lago, W.	0-0	0-0	1-2	0-0	0	0	1	1	0	1	7	
44	Mitchell, J.	2-4	0-0	6-6	2-4	6	3	10	0	0	0	17	
TEAM		0-2 2											
TOTALS		24-54	2-12	22-28	10-27	37	22	72	12	10	2	7	200
TOTAL FG%:		1st: 15-31	.484	2nd: 9-23	.391	Game: 24-54		.444					
3-PT FG%:		1st: 0-7	.000	2nd: 2-5	.400	Game: 2-12		.167					
FT%:		1st: 1-2	.500	2nd: 21-26	.808	Game: 22-28		.786					

Technical Fouls: none
Officials: Mike Ashurst, Joe Townsell, Johnny Pearson
Attendance: 1,638
Score by Half
Louisiana-Lafayette.....31-41 72
ULM.....32-35 67



GAME24

ULM: 67

Western Kentucky: 76
February 4, 2010 • Fant-Ewing Coliseum
Monroe, La.



MONROE, La. – Senior guard Dynile Forbes scored a game-high 22 points, including the game-winning free throw, as the ULM men's basketball team earned a 67-66 victory over Western Kentucky on Thursday night (Feb. 4) at Fant-Ewing Coliseum. Junior forward Rudy Turner added 11 points, a game-high eight rebounds and a career-best-tying six blocks. Freshman guard Colby Carr also scored 10 points.

ULM led by 10 at the break, but fell behind by as many as six in the second half before coming back to earn their first-ever win over WKU.

The Warhawks jumped out to a quick 15-8 lead on Forbes' third triple just five-and-a-half minutes into the contest. ULM started the game 6-of-9 from the field and 3-of-3 from beyond the arc.

WKU cut the ULM lead to three, but the Warhawks were able to push their advantage to nine, 27-18, with just under eight minutes to play in the first half on a put-back by Turner. After a pair of free throws by the Hilltoppers, Forbes made his fifth three-pointer of the contest to push the ULM lead to double-digits, 30-20, with six minutes left in the opening stanza.

The Warhawks took a 10-point lead into the break, 38-28; Forbes led all scorers with 20 points on 6-of-7 shooting, including a perfect 6-of-6 from beyond the arc.

WKU stormed out of the locker room, scoring the first eight points of the second half to slash the ULM lead to a pair, 38-36, in the first four minutes of the half.

The ULM advantage swung between two and five until back-to-back WKU three-pointers gave the Hilltoppers their first lead of the game, 48-47, with just under 12 minutes remaining. WKU opened the second half shooting 6-of-9 from the field, and also made six free throws, in the opening eight minutes of the half.

The Hilltoppers built a six-point lead, 60-54, before junior forward Lawrence Gilbert scored four consecutive points and Carr made a pair of free throws to bring the Warhawks back even, 60-60, with 3:19 to play.

WKU made back-to-back triples to pull back ahead by six, 66-60, but an old-fashioned three-point play by junior forward Tommie Sykes slashed the Hilltopper lead in half with 1:49 remaining. After empty possessions each way, senior guard Kenneth Averette knotted the contest with a triple from the left wing with 23 seconds to play.

With the Hilltoppers holding for the last shot, Gilbert forced a WKU turnover and found Forbes ahead of the play. Forbes was fouled with 1.9 seconds remaining and split a pair of free throws to put the Warhawks ahead, 67-66.

Following a Hilltopper timeout, WKU's desperation length-of-the-floor pass was batted away and ULM held on for the victory. Evans paced WKU with 19 points while AJ Slaughter chipped in 18.

No.	ULM	FG	3FG	FT	O-D	TOT F	TP	A	TO	B	S	MIN	
3	Turner, R.	5-12	0-0	1-1	5-3	8	1	11	0	6	0	36	
13	Sykes, T.	2-5	0-0	2-3	1-1	2	4	6	1	1	0	1	
2	Carr, C.	4-8	0-0	2-2	1-2	3	0	10	4	5	0	1	
5	Forbes, D.	6-9	6-7	4-6	0-5	5	1	22	0	2	0	1	
10	Williams, B.	1-5	0-2	0-0	0-1	1	2	2	2	1	0	0	
12	Averette, K.	2-5	2-4	0-0	0-2	2	2	6	2	1	0	0	
22	Gilbert, L.	3-7	0-3	3-3	1-2	3	2	9	2	1	0	1	
45	Burt, R.	0-0	0-0	1-2	1-1	2	1	1	0	0	0	3	
TEAM		1-0 1											
TOTALS		23-51	8-16	13-17	10-17	27	13	67	11	11	6	4	200
TOTAL FG%:		1st: 14-28	.500	2nd: 9-23	.391	Game: 23-51		.451					
3-PT FG%:		1st: 6-7	.857	2nd: 2-9	.222	Game: 8-16		.500					
FT%:		1st: 4-5	.800	2nd: 9-12	.750	Game: 13-17		.765					

No.	WKU	FG	3FG	FT	O-D	TOT F	TP	A	TO	B	S	
-----	-----	----	-----	----	-----	-------	----	---	----	---	---	--

2009-10: Box Scores



GAME 25

ULM: 67

UALR: 64

February 11, 2010 • Jack Stephens Center
Little Rock, Ark.



GAME 26

ULM: 52

Arkansas State: 69

February 15, 2010 • Convocation Center
Jonesboro, Ark.



GAME 27

ULM: 73

New Orleans: 82

February 18, 2010 • Fant-Ewing Coliseum
Monroe, La.



LITTLE ROCK, Ark. – Junior forward Rudy Turner scored a game-high 20 points, leading three Warhawks in double-figures, as the ULM men's basketball team earned a 67-64 victory Thursday night (Feb. 11) at UALR. Senior guard Dynile Forbes added 16 points and junior forward Lawrence Gilbert chipped in 10 points and a game-high nine rebounds.

ULM came up with the big plays at the right times to squeeze out the victory in a game that featured eight ties and 16 lead changes. UALR pulled within one with less than a minute to play, but senior guard Kenneth Averette sank a pair of free throws to clinch the victory.

The Warhawks clamped down defensively on UALR to open the contest, holding the Trojans without a field goal for nearly seven minutes to open the game as ULM opened up a 12-2 lead. Gilbert buried a triple and Forbes made all three free throws after being fouled beyond the arc to help the Warhawks open up the early advantage.

After making their first field goal, UALR used a 13-2 run to take a 15-14 lead with eight minutes to play in the half. The lead swung back-and-forth over the final eight minutes of the opening stanza with the Trojans taking a 24-22 lead into the intermission.

UALR scored six of the first eight points out of the intermission to take a six-point lead, 30-24, but the Warhawks pulled back even on a triple by Forbes and took their first lead of the second half, 37-36, on an old-fashioned three-point play by junior forward Tommie Sykes with 13:11 remaining in the second half.

After a teardrop by Averette restored ULM's three-point lead, UALR scored seven-straight to take a 45-41 lead just before the midway point of the half. But a three-point play by Forbes followed by a basket from Turner swung the lead back to the Warhawks, 46-45, less than a minute later.

Six-straight points for the Trojans gave them a four-point lead, 57-53, but Turner answered with four-straight for the Warhawks to knot the contest again, 57-57. The ULM run jumped to 8-0 as Sykes split a pair of free throws and Averette knocked down a triple to give the Warhawks a 61-57 lead with three minutes to play.

The Trojans pulled back within one, 65-64, but Averette made a pair of free throws under pressure with 11 seconds to play. Following a timeout, UALR got a good look at a three from the corner but the shot didn't fall and the Warhawks pulled out the road win.

Solomon Bozeman and Alex Garcia-Mendoza each scored 15 points to lead UALR.

No.	ULM	FG	3FG	FT	O-D	TOT	F	TP	A	TO	B	S	MIN
3	Turner, R.	8-13	0-0	4-4	5-3	8	3	20	0	1	1	0	35
5	Forbes, D.	5-12	2-6	4-5	3-1	4	4	16	1	2	1	0	33
10	Williams, B.	0-1	0-1	0-0	0-1	1	4	0	3	2	0	2	20
13	Sykes, T.	1-3	0-0	6-7	2-2	4	5	8	0	2	0	1	19
22	Gilbert, L.	4-15	1-7	1-2	3-6	9	1	10	1	5	0	0	37
1	Fuselier, W.	0-0	0-0	0-0	0-0	0	0	0	1	0	0	0	2
2	Carr, C.	2-4	0-0	0-0	2-0	2	3	4	0	1	0	0	17
12	Averette, K.	2-8	1-5	4-4	0-2	2	1	9	4	3	0	0	32
45	Burt, R.	0-1	0-1	0-0	0-1	1	0	0	0	0	0	0	5
TEAM						3-3		6					
TOTALS		22-57	4-20	19-22	18-19	37	21	67	10	16	2	3	200
TOTAL FG%:	1st:	8-27	.296	2nd:	14-30	.467	Game:	22-57	.386				
3-PT FG%:	1st:	1-12	.083	2nd:	3-8	.375	Game:	4-20	.200				
FT%:	1st:	5-5	1.00	2nd:	14-17	.824	Game:	19-22	.864				

No.	UALR	FG	3FG	FT	O-D	TOT	F	TP	A	TO	B	S	MIN
12	Jackson, C.	2-3	0-0	1-2	1-0	1	4	5	2	0	1	0	14
33	Bails, D.	2-6	0-0	0-2	3-1	4	2	4	1	3	1	0	22
2	Stewart, K.	0-2	0-0	2-2	1-1	2	0	2	0	0	1	0	20
21	Garcia-Mendoza	4-10	0-1	7-7	4-2	6	2	15	0	0	0	0	35
22	Bozeman, S.	5-9	2-4	3-5	2-4	6	1	15	4	2	0	2	35
11	Foster, L.	1-1	0-0	0-0	0-1	1	0	2	1	0	0	0	4
20	Mouzy, M.	4-9	1-6	4-4	0-2	2	3	13	0	2	0	4	25
23	Davidson, R.	3-5	1-3	1-2	0-3	3	3	8	1	3	0	0	20
24	Burton, W.	0-4	0-0	0-0	1-1	2	2	0	0	2	0	0	16
40	Thornton, M.	0-1	0-0	0-0	0-1	1	3	0	0	1	1	0	9
TEAM						0-3		3					
TOTALS		21-50	4-14	18-24	12-19	31	20	64	9	11	6	6	200
TOTAL FG%:	1st:	8-27	.296	2nd:	13-23	.565	Game:	21-50	.420				
3-PT FG%:	1st:	2-9	.222	2nd:	2-5	.400	Game:	4-14	.286				
FT%:	1st:	6-9	.667	2nd:	12-15	.800	Game:	18-24	.750				

Technical Fouls: none

Officials: Mark Whitehead, Craig Murlay, Kerry Sitton

Attendance: 2,942

Score by Half

ULM22-45	67
UALR24-40	64

JONESBORO, Ark. – Junior forward Tommy Sykes led three Warhawks in double-figures with a team-high 13 points, but the ULM men's basketball team saw its two-game win streak fall on Monday night (Feb. 15) at Arkansas State, 69-52. Sykes also led ULM in rebounding with five boards. Senior guard Dynile Forbes and senior guard Kenneth Averette each scored 11 points for ULM.

Arkansas State shot 52.0 percent (26-of-50) from the field in the contest, and 50.0 percent (7-of-14) from three-point range while the Warhawks shot just 33.9 percent (19-of-56) in the game.

Arkansas State took an early five-point lead but Forbes trimmed the advantage to just a pair, 10-8, with 14:23 to play in the first half. The trifecta was the second of the early going for Forbes. He then gave the Warhawks their first lead of the contest, 14-13, with an old-fashioned three-point play two minutes later.

The Red Wolves answered with a 9-0 run to take a 22-14 lead with just over nine minutes remaining in the half.

Back-to-back triples of their last two possessions of the first half pushed the Arkansas State lead to 12, its largest of the half, before a free throw from Averette cut the Red Wolves lead to 34-23 at the intermission.

Forbes led all scorers with nine points in the opening 20 minutes. Arkansas State was led by Daniel Bryant; he had eight points off the bench in the first half. Nine Red Wolves played in the first half and all nine scored.

Arkansas State shot 52.0 percent (13-of-25) in the first half, including 5-of-10 from beyond the three-point line. ULM shot 30.8 percent (8-of-26) in the opening stanza.

After Arkansas State increased its lead to 15, five-straight from ULM on a layup by Sykes and a triple from Averette cut the Red Wolves lead back to 10, 44-34. But Arkansas State quickly answered with the next four points to push its advantage to 48-34 with 12 minutes to play in the second half.

Sykes made his fourth field goal of the second half with 7:24 to play before Arkansas State scored five-straight to take a 61-42 lead with 5:36 to play. The Red Wolves held ULM scoreless for two-and-a-half minutes as they took their largest lead to that point in the contest.

The Arkansas State would grow to as much as 21 in the final moments before being cut to the final margin of 17.

Martavious Adams scored a game-high 18 points and grabbed a game-best seven rebounds.

No.	ULM	FG	3FG	FT	O-D	TOT	F	TP	A	TO	B	S	MIN
3	Turner, R.	0-1	0-0	0-0	1-2	3	5	0	0	3	0	0	19
13	Sykes, T.	6-11	0-0	2-4	5-0	5	3	14	0	1	0	0	24
5	Forbes, D.	4-14	2-11	1-1	1-2	3	2	11	0	2	0	1	36
10	Williams, B.	1-3	0-0	0-0	0-1	1	1	2	7	1	0	1	25
12	Averette, K.	3-8	2-5	3-5	0-2	2	1	11	0	2	0	2	34
00	Hooper, T.	1-5	1-4	0-0	0-0	0	2	3	0	1	0	0	8
1	Fuselier, W.	0-1	0-0	0-0	1-1	2	0	0	1	0	0	1	11
22	Gilbert, L.	4-11	1-6	0-0	0-3	3	2	9	1	1	0	0	28
45	Burt, R.	0-2	0-0	2-2	1-3	4	1	2	0	1	2	0	15
TEAM						4-4		8					
TOTALS		19-56	6-26	8-12	13-18	31	17	52	9	12	2	5	200
TOTAL FG%:	1st:	8-26	.308	2nd:	11-30	.367	Game:	19-56	.339				
3-PT FG%:	1st:	3-12	.250	2nd:	3-14	.214	Game:	6-26	.231				
FT%:	1st:	4-6	.667	2nd:	4-6	.667	Game:	8-12	.667				

No.	Arkansas State	FG	3FG	FT	O-D	TOT	F	TP	A	TO	B	S	MIN
13	Adams, M.	7-10	0-0	4-5	2-5	7	3	18	1	2	0	0	21
15	Peterson, B.	2-6	0-0	0-0	1-2	3	2	4	2	0	3	1	22
1	Reed, B.	5-10	2-5	2-2	0-2	2	1	14	2	3	0	1	34
2	Finn, T.	1-2	1-1	1-2	1-4	5	2	4	2	3	0	1	29
12	Allison, R.	2-8	1-2	0-0	1-5	6	2	5	11	1	0	0	37
3	Bryant, D.	3-6	2-5	1-2	0-1	1	2	9	1	0	0	1	15
5	Thomas, J.	1-2	0-0	0-1	1-2	3	2	2	0	2	0	0	17
10	Sternenberg, A.	1-1	1-1	0-0	0-0	0	0	0	0	0	0	0	5
31	Brown, J.	4-5	0-0	2-2	2-3	5	3	10	0	0	0	0	20
TEAM						0-1		1					
TOTALS		26-50	7-14	10-14	8-25	33	17	69	19	11	3	3	200
TOTAL FG%:	1st:	13-25	.520	2nd:	13-25	.520	Game:	26-50	.520				
3-PT FG%:	1st:	5-10	.500	2nd:	2-4	.500	Game:	7-14	.500				
FT%:	1st:	3-5	.600	2nd:	7-9	.778	Game:	10-14	.714				

Technical Fouls: none

Officials: Mark Whitehead, Gerry Pollard, Brad Ferrie

Attendance: 4,109

Score by Half

ULM23-29	52
Arkansas State34-35	69

MONROE, La. – Four Warhawks scored in double-figures, led by 18 from junior forward Lawrence Gilbert, but the ULM men's basketball team fell, 82-73, to New Orleans on Thursday night (Feb. 18) at Fant-Ewing Coliseum. Senior guard Kenneth Averette scored 16 points, senior guard Dynile Forbes added 13 and senior guard Tony Hooper chipped in 12 in the loss.

New Orleans controlled the game inside, out-scoring ULM 42-14 in the paint, while shooting 61.7 percent (29-of-47) from the field.

Tied at 14 apiece, the Privateers used a 6-0 burst to take a 20-14 lead. New Orleans got an old-fashioned three-point play from Devin McDonald and then a traditional three-pointer from McDonald to claim the advantage seven minutes into the contest. New Orleans opened the game 8-of-11 from the field, 3-of-4 beyond the arc.

ULM pulled back within a pair, 20-18, before another 6-0 run for New Orleans pushed the Privateers advantage to eight, 26-18, with nine minutes remaining before the intermission.

The Privateers lead grew to as large as 12 before ULM trimmed it to seven, but New Orleans responded by pushing its lead back to a dozen at the break, 44-32.

Gilbert led the Warhawks in the first half with 11 points, including a trio of three-pointers. New Orleans was led by 16 points from McDonald; Charles Carmouche also added 10 points in the opening stanza for the Privateers who shot 60.0 percent (18-of-30) from the floor in the opening stanza.

New Orleans opened the second half with a 10-3 run to take a 54-35 lead five minutes into the half. From that point the Warhawks made a surge, using a 11-0 run, fueled by a pair of triples by Averette, to cut the deficit to single-digits, 54-46, with just under 11 minutes to play.

Following that run, ULM made just two field goals over the next seven minutes as New Orleans held an 11-point lead, 66-55, as the clock ticked under three minutes.

A triple by Gilbert with 40 seconds to play cut the New Orleans to under 10, 77-68, and after the Privateers missed a pair of free throws, a Hooper trifecta trimmed the lead to just six, 77-71, with 32 seconds left. But New Orleans made five-of-six free throws down the stretch to preserve the victory.

McDonald led New Orleans with 24 points while Carmouche added 21 for the Privateers.

No.	ULM	FG	3FG	FT	O-D	TOT	F	TP	A	TO	B	S	MIN
5	Forbes, D.	5-8	3-4	0-0	1-2	3	1	13	1	0	0	1	35
22	Gilbert, L.	6-12	5-9	1-2	0-3	3	3	18	0	1	0	0	34
3	Turner, R.	0-1	0-0	0-1	1-0	1	5	0	1	2	0	0	13
00	Hooper, T.	3-11	2-8	4-4	0-2	2	3	12	3	4	0	0	27
10	Williams, B.	1-2	0-0	0-0	2-								

2009-10: Box Scores



GAME 23
ULM: 71



Louisiana-Lafayette: 73
February 20, 2010 • Cajundome
Lafayette, La.

LAFAYETTE, La. – Junior forward Tommie Sykes scored a career-high 27 points but the ULM men's basketball team fell, 73-71, on Saturday night (Feb. 20) at Louisiana-Lafayette. In the contest, senior guard Tony Hooper recorded the 203rd career steal of his career, breaking the all-time ULM record. Hooper entered the game tied with Anthony Jones (1988-91) with 202.

Senior guard Dynile Forbes added 12 points for the Warhawks. Louisiana-Lafayette held a slim lead early until a five-point burst by the Warhawks gave ULM its first advantage, 13-11, on a pair of free throws by Sykes with 14:15 to play in the first half. A triple by the Ragin' Cajuns gave the hosts back the lead, but four-straight points by Sykes swung the lead back to ULM. Sykes scored 10 points in the first seven minutes of the contest.

After Louisiana-Lafayette reclaimed a two-point lead, ULM used an 11-3 burst to take a six-point lead, 28-22, with seven-and-a-half minutes left in the half. Hooper started the spurt with a pair of baskets before junior forward Lawrence Gilbert scored the final five, capping the run with a trifecta from the left wing.

Louisiana-Lafayette made a push to end the first half and took a one-point lead into the intermission, 39-38. Sykes led the Warhawks with 12 points at the break. Louisiana-Lafayette was led by 14 points from Randell Daigle. The Ragin' Cajuns made eight three-pointers in the opening 20 minutes which featured eight ties and 10 lead changes.

Early in the second half, Louisiana-Lafayette used an 8-2 run to take a 49-43 lead two-and-a-half minutes into the second stanza. ULM pulled back within a pair, but the Ragin' Cajuns responded with an 8-0 run, taking a 10-point lead, 57-47, with 12:27 to play in the second half, forcing a ULM timeout.

Still trailing by 10, the Warhawks used an 11-3 run to pull back within a pair, 63-61, with just under eight minutes to play. Hooper's record-breaking steal came during the run as he created the takeaway near mid-court and set up Sykes for an alley-oop jam.

Trailing by six, 70-64, ULM went on a 7-0 run to take a 71-70 lead with 2:47 to play. Sykes scored the first four of the run before a triple from Forbes gave the Warhawks the lead.

Louisiana-Lafayette scored the next three points, all from the free-throw line, to take a 73-71 lead and hang on for the victory. Tyren Johnson led Louisiana-Lafayette with 27 points.

No.	ULM	FG	3FG	FT	O-D	TOT	F	TP	A	TO	B	S	MIN
3	Turner, R.	3-8	0-0	2-4	6-2	8	4	8	0	4	2	0	30
22	Gilbert, L.	3-7	1-3	0-0	0-5	5	3	7	0	3	0	0	23
5	Forbes, D.	4-9	3-4	1-2	1-6	7	4	12	1	0	2	0	38
10	Williams, B.	1-3	0-0	0-0	0-0	0	2	2	2	2	0	1	18
13	Sykes, T.	8-12	0-0	11-15	2-3	5	2	27	0	1	0	0	33
00	Hooper, T.	3-7	0-1	3-3	2-2	4	3	9	3	1	0	1	25
12	Averette, K.	2-4	0-0	2-2	0-4	4	1	6	1	2	0	0	27
45	Burt, R.	0-1	0-0	0-0	0-0	0	2	0	0	0	0	0	6
TEAM					2-1 3								
TOTALS		24-51	4-8	19-26	13-23	36	21	71	7	14	2	4	200
TOTAL FG%:		1st: 14-31	.452	2nd: 10-20	.500	Game: 24-51		.471					
3-PT FG%:		1st: 3-5	.600	2nd: 1-3	.333	Game: 4-8		.500					
FT%:		1st: 7-9	.778	2nd: 12-17	.706	Game: 19-26		.731					

No.	La.-Lafayette	FG	3FG	FT	O-D	TOT	F	TP	A	TO	B	S	MIN
1	Johnson, T.	10-20	3-5	3-4	1-3	4	4	26	4	2	2	1	37
4	Roberson, L.	1-3	0-0	3-5	2-3	5	2	5	1	1	1	3	23
33	Gradnigo, C.	2-6	0-2	1-2	1-2	3	3	5	0	2	0	0	13
2	Daigle, R.	7-12	5-8	0-0	0-3	3	2	19	3	2	0	1	31
12	Lago, W.	2-2	2-2	1-2	0-1	1	0	7	3	0	0	0	28
0	Batiste, C.	1-2	0-0	2-4	1-0	1	5	4	1	0	0	0	20
3	Bureau, T.	2-4	1-2	0-0	2-3	5	3	5	2	3	0	0	32
22	Andrews, R.	0-1	0-0	2-2	0-1	1	0	2	0	1	0	2	16
TEAM					0-1 1								
TOTALS		25-50	11-19	12-19	7-17	24	19	73	14	11	3	7	200
TOTAL FG%:		1st: 13-28	.464	2nd: 12-22	.545	Game: 25-50		.500					
3-PT FG%:		1st: 8-12	.667	2nd: 3-7	.429	Game: 11-19		.579					
FT%:		1st: 5-8	.625	2nd: 7-11	.636	Game: 12-19		.632					

Technical Fouls: none
Officials: Bobby Jacobs, Mitchell Ervin, Kevin Finneran
Attendance: 3,984
Score by Half
ULM38-33 71
Louisiana-Lafayette.....39-34 73



GAME 29
ULM: 71



North Texas: 74
February 27, 2010 • Fant-Ewing Coliseum
Monroe, La.

MONROE, La. – Senior guard Dynile Forbes led four Warhawks in double-figures with 19 points, but the ULM men's basketball team fell, 74-71, to North Texas on Saturday (Feb. 27) in its regular season finale at Fant-Ewing Coliseum. Junior forward Rudy Turner scored 14 points and junior forwards Lawrence Gilbert and Tommie Sykes each added 12.

Senior guard Tony Hooper tied a season-high with seven assists in the contest; he also added six points and six rebounds.

ULM fell behind by as much as 15 in the second half before rallying to pull within four, but the Warhawks were unable to complete the comeback. ULM shot just 35.6 percent (21-of-59) in the contest while committing 20 turnovers.

Both teams were slow out of the gate as North Texas made just one of its first five shots while ULM connected on just one of its first six attempts from the floor. The Warhawks took a three-point lead, 7-4, on a baseline jumper by sophomore guard Brandon Williams, but North Texas responded with an 11-1 run to take a 15-8 lead with 8:43 to play in the first half.

After the North Texas lead grew to 11, Forbes converted an old-fashioned three-point play and then connected from beyond the arc to trim the Mean Green lead to five, 21-16, just over five minutes before the intermission.

North Texas finished the first half on an 8-2 run to take a 34-23 lead to the break. Forbes led ULM with nine points in the first 20 minutes of play while Josh White had 11 to lead the Mean Green.

The Mean Green advantage grew to 15 on a triple by Tristan Thompson with 13:27 to play in the second half before ULM rattled off eight-straight points, six by Sykes, to pull within seven, 47-40, with just under nine minutes to play.

ULM pulled within six, 59-53, on a trifecta from the corner by Forbes with 4:45 remaining in the contest, but on the next possession North Texas converted a four-point play with a three-pointer and the ensuing free throw to increase the lead back to double-digits.

A pair of free throws from Forbes again pulled ULM within six, 66-60, and following a North Texas miss, a layup by Sykes cut the Mean Green lead to just four, 66-62, with 2:12 to play. The Mean Green still held a four-point advantage with 30 seconds to play when ULM had the ball with a chance to cut the lead to one possession, but the Warhawks were unable to convert and North Texas held on for the road win.

White led the Mean Green with 18 points while George Odufuwa had 10 points and a game-high 16 rebounds for North Texas. With the victory, North Texas clinched the outright crown in the Sun Belt West Division.

No.	ULM	FG	3FG	FT	O-D	TOT	F	TP	A	TO	B	S	MIN
5	Forbes, D.	5-10	4-7	5-5	0-7	7	1	19	1	3	0	2	36
13	Sykes, T.	2-7	0-0	8-10	6-2	8	5	12	0	3	1	0	29
3	Turner, R.	5-10	0-0	4-5	2-2	4	5	14	0	1	2	0	15
00	Hooper, T.	2-10	0-5	2-2	3-3	6	4	6	7	4	0	1	34
12	Averette, K.	2-7	0-1	0-1	0-1	1	3	4	1	2	0	2	33
1	Fuselier, W.	0-2	0-0	0-0	0-0	0	4	0	3	2	0	1	15
10	Williams, B.	1-1	0-0	0-0	0-0	0	0	2	0	1	0	0	2
22	Gilbert, L.	4-12	2-6	2-2	2-4	6	2	12	0	3	0	2	24
45	Burt, R.	0-0	0-0	2-2	0-1	1	4	2	0	1	4	0	12
TEAM					2-2 4								
TOTALS		21-59	6-19	23-27	15-22	37	28	71	12	20	7	8	200
TOTAL FG%:		1st: 8-27	.296	2nd: 13-32	.406	Game: 21-59		.356					
3-PT FG%:		1st: 3-13	.231	2nd: 3-6	.500	Game: 6-19		.316					
FT%:		1st: 4-5	.800	2nd: 19-22	.864	Game: 23-27		.852					

No.	North Texas	FG	3FG	FT	O-D	TOT	F	TP	A	TO	B	S	MIN
4	Odufuwa, G.	4-8	0-0	2-6	4-12	16	4	10	3	3	1	0	35
25	Tramiel, E.	1-3	0-0	3-4	2-4	6	4	5	0	1	2	2	14
10	White, J.	2-7	1-2	13-16	1-1	2	1	18	2	8	0	1	38
14	Thompson, T.	4-12	3-7	3-3	1-0	1	3	14	4	3	0	1	34
21	Shorter, S.	2-2	0-0	2-6	1-2	3	2	6	0	4	0	1	20
3	Williams, A.	2-2	2-2	0-0	0-0	0	0	6	0	0	0	0	8
11	Matlock, A.	0-2	0-1	0-0	0-0	0	0	0	0	0	0	0	2
20	Mangrum, C.	3-7	1-2	3-3	1-3	4	5	10	2	3	0	0	24
30	Holmen, J.	1-2	0-0	0-0	0-0	0	2	2	0	0	1	0	5
42	Spencer, C.	1-2	0-0	1-2	2-1	3	4	3	2	0	0	1	20
TEAM					0-1 1								
TOTALS		20-47	7-14	27-40	12-24	36	25	74	13	22	4	6	200
TOTAL FG%:		1st: 12-30	.400	2nd: 8-17	.471	Game: 20-47		.426					
3-PT FG%:		1st: 3-9	.333	2nd: 4-5	.800	Game: 7-14		.500					
FT%:		1st: 7-13	.538	2nd: 20-27	.741	Game: 27-40		.675					

Technical Fouls: none
Officials: Gene Menees, Rick Hall, Roland Simmons
Attendance: 1,283
Score by Half
North Texas.....34-40 74
ULM.....23-48 71

2009-10 Warhawk Men's Basketball
ULM Combined Team Statistics (as of Feb 27, 2010)
All games

RECORD:	OVERALL	HOME	AWAY	NEUTRAL
ALL GAMES	11-18	8-6	3-12	0-0
CONFERENCE	6-12	4-5	2-7	0-0
NON-CONFERENCE	5-6	4-1	1-5	0-0

##	Player	gp-gs	min	avg	Total		3-Point		F-Throw		Rebounds				pf	dq	a	to	blk	stl	pts	avg
					fg-fga	fg%	3fg-fga	3fg%	ft-fa	ft%	off	def	tot	avg								
05	Forbes, Dynile	29-29	883	30.4	112-264	.424	57-145	.393	80-99	.808	20	96	116	4.0	48	0	27	35	6	38	361	12.4
00	Hooper, Tony	26-22	747	28.7	92-254	.362	49-142	.345	47-66	.712	23	71	94	3.6	79	3	69	83	4	43	280	10.8
13	Sykes, Tommie	29-5	629	21.7	73-142	.514	0-0	.000	143-198	.722	77	80	157	5.4	90	5	15	63	4	17	289	10.0
22	Gilbert, Lawrence	29-26	756	26.1	90-253	.356	47-141	.333	55-66	.833	37	99	136	4.7	75	0	23	53	4	22	282	9.7
03	Turner, Rudy	29-24	679	23.4	94-170	.553	0-1	.000	70-106	.660	71	86	157	5.4	92	6	7	65	39	9	258	8.9
12	Averette, Kenneth	9-2	206	22.9	19-51	.373	9-27	.333	14-18	.778	0	17	17	1.9	15	0	17	13	0	6	61	6.8
23	Thomas, Malcolm	9-4	170	18.9	18-54	.333	3-14	.214	12-15	.800	7	9	16	1.8	16	0	6	16	2	9	51	5.7
24	Hill, Jarvis	19-6	372	19.6	31-61	.508	10-21	.476	31-38	.816	7	18	25	1.3	40	3	19	28	0	15	103	5.4
02	Carr, Colby	25-8	428	17.1	47-109	.431	1-5	.200	27-37	.730	30	39	69	2.8	28	0	35	40	4	20	122	4.9
01	Fuselier, Warren	22-7	414	18.8	33-90	.367	3-6	.500	14-25	.560	5	16	21	1.0	27	1	36	44	0	14	83	3.8
10	Williams, Brandon	10-7	225	22.5	8-28	.286	0-8	.000	4-5	.800	3	16	19	1.9	24	0	28	17	0	8	20	2.0
45	Burt, Rory	26-4	224	8.6	17-40	.425	0-1	.000	14-24	.583	20	24	44	1.7	35	1	0	11	20	4	48	1.8
41	Ribeiro, Fabio	6-1	50	8.3	3-7	.429	0-0	.000	0-0	.000	4	5	9	1.5	9	0	0	2	1	0	6	1.0
21	Nelson, Robert	4-0	17	4.3	0-1	.000	0-1	.000	2-2	1.000	0	3	3	0.8	6	0	0	2	0	0	2	0.5
Team											45	47	92				5					
Total.....		29	5800		637-1524	.418	179-512	.350	513-699	.734	349	626	975	33.6	584	19	282	477	84	205	1966	67.8
Opponents.....		29	5800		718-1546	.464	199-514	.387	445-633	.703	295	619	914	31.5	602	-	416	421	103	204	2080	71.7

TEAM STATISTICS	ULM	OPP	Date	Opponent	Score	Att.
SCORING	1966	2080	11/13/09	at LSU	L 62-82	9081
Points per game	67.8	71.7	11/15/09	ALCORN STATE	w 82-66	856
Scoring margin	-3.9	-	11/17/09	at Oklahoma	L 61-72	9575
FIELD GOALS-ATT	637-1524	718-1546	11/21/09	at Morehead State	w 74-73	2114
Field goal pct	.418	.464	11/24/09	GRAMBLING	w 76-66	2876
3 POINT FG-ATT	179-512	199-514	11/27/09	at Centenary	L 84-94	612
3-point FG pct	.350	.387	12/02/09	LOUISIANA TECH	L 73-76	3817
3-pt FG made per game	6.2	6.9	12/05/09	at Alabama	L 46-74	8502
FREE THROWS-ATT	513-699	445-633	12/13/09	at North Texas	L 62-79	1412
Free throw pct	.734	.703	12/16/09	at Northern Colorado	L 84-95	1179
F-Throws made per game	17.7	15.3	12/19/09	at Denver	L 65-87	1486
REBOUNDS	975	914	12/22/09	HARDING	w 74-61	806
Rebounds per game	33.6	31.5	12/28/09	UNIV OF THE SOUTHWEST	w 99-70	1033
Rebounding margin	+2.1	-	12/31/09	TROY	L 82-83	537
ASSISTS	282	416	01/02/10	UALR	w 68-64	1026
Assists per game	9.7	14.3	01/07/10	at FIU	L 56-62	802
TURNOVERS	477	421	01/09/10	at FAU	L 61-74	949
Turnovers per game	16.4	14.5	01/14/10	SOUTH ALABAMA	w 61-58	538
Turnover margin	-1.9	-	01/16/10	DENVER	w 64-53	1416
Assist/turnover ratio	0.6	1.0	01/21/10	MIDDLE TENNESSEE	L 60-69	1215
STEALS	205	204	1/23/10	at Univ. of New Orleans	w 48-47	684
Steals per game	7.1	7.0	1/28/10	at TROY	L 56-75	1837
BLOCKS	84	103	01/30/10	LOUISIANA-LAFAYETTE	L 67-72	1638
Blocks per game	2.9	3.6	02/04/10	WKU	w 67-66	1632
ATTENDANCE	19570	49268	2/11/10	at UALR	w 67-64	2942
Home games-Avg/Game	14-1398	15-3285	2/15/10	at Arkansas State	L 52-69	4109
Neutral site-Avg/Game	-	0-0	02/18/10	UNIV. OF NEW ORLEANS	L 73-82	897
			02/20/10	at Louisiana-Lafayette	L 71-73	3984
			02/27/10	NORTH TEXAS	L 71-74	1283
Score by Periods	1st	2nd	Totals			
ULM	907	1059	1966			
Opponents	1002	1078	2080			

* - Conference game

2009-10 Warhawk Men's Basketball
ULM Combined Team Statistics (as of Feb 27, 2010)
Conference games

RECORD:	OVERALL	HOME	AWAY	NEUTRAL
ALL GAMES	6-12	4-5	2-7	0-0
CONFERENCE	6-12	4-5	2-7	0-0
NON-CONFERENCE	0-0	0-0	0-0	0-0

##	Player	gp-gs	min	avg	Total		3-Point		F-Throw		Rebounds				pf	dq	a	to	blk	stl	pts	avg		
					fg-fga	fg%	3fg-fga	3fg%	ft-fa	ft%	off	def	tot	avg										
05	Forbes, Dynile	18-18	575	31.9	75-172	.436	39-95	.411	51-61	.836	15	59	74	4.1	28	0	16	23	5	23	240	13.3		
13	Sykes, Tommie	18-5	426	23.7	45-91	.495	0-0	.000	96-133	.722	52	46	98	5.4	56	5	9	36	3	9	186	10.3		
00	Hooper, Tony	15-12	434	28.9	46-143	.322	27-91	.297	20-25	.800	13	32	45	3.0	44	1	37	44	1	20	139	9.3		
03	Turner, Rudy	18-15	432	24.0	58-112	.518	0-1	.000	46-71	.648	49	52	101	5.6	54	3	4	39	24	4	162	9.0		
22	Gilbert, Lawrence	18-15	466	25.9	48-158	.304	27-91	.297	26-30	.867	19	64	83	4.6	44	0	11	34	2	16	149	8.3		
12	Averette, Kenneth	9-2	206	22.9	19-51	.373	9-27	.333	14-18	.778	0	17	17	1.9	15	0	17	13	0	6	61	6.8		
24	Hill, Jarvis	8-1	181	22.6	14-32	.438	4-11	.364	19-23	.826	2	6	8	1.0	13	1	11	8	0	8	51	6.4		
02	Carr, Colby	14-8	305	21.8	35-84	.417	0-2	.000	15-17	.882	22	22	44	3.1	21	0	24	30	1	16	85	6.1		
23	Thomas, Malcolm	1-0	13	13.0	2-6	.333	1-3	.333	1-2	.500	1	2	3	3.0	2	0	0	2	0	0	6	6.0		
01	Fuselier, Warren	11-4	178	16.2	14-36	.389	2-3	.667	2-4	.500	2	6	8	0.7	9	0	14	17	0	7	32	2.9		
10	Williams, Brandon	10-7	225	22.5	8-28	.286	0-8	.000	4-5	.800	3	16	19	1.9	24	0	28	17	0	8	20	2.0		
45	Burt, Rory	17-3	129	7.6	5-22	.227	0-1	.000	8-14	.571	10	13	23	1.4	22	1	0	6	11	4	18	1.1		
21	Nelson, Robert	3-0	16	5.3	0-1	.000	0-1	.000	2-2	1.000	0	2	2	0.7	6	0	0	2	0	0	2	0.7		
41	Ribeiro, Fabio	1-0	14	14.0	0-2	.000	0-0	.000	0-0	.000	0	2	2	2.0	2	0	0	1	0	0	0	0.0		
Team											29	26	55											
Total.....		18	3600		369-938	.393	109-334	.326	304-405	.751	217	365	582	32.3	340	11	171	275	47	121	1151	63.9		
Opponents.....		18	3600		441-917	.481	132-310	.426	237-350	.677	166	396	562	31.2	355	-	267	256	69	106	1251	69.5		

TEAM STATISTICS	ULM	OPP	Date	Opponent	Score	Att.
SCORING	1151	1251	* 12/13/09	at North Texas	L 62-79	1412
Points per game	63.9	69.5	* 12/19/09	at Denver	L 65-87	1486
Scoring margin	-5.6	-	* 12/31/09	TROY	L 82-83	537
FIELD GOALS-ATT	369-938	441-917	* 01/02/10	UALR	w 68-64	1026
Field goal pct	.393	.481	* 01/07/10	at FIU	L 56-62	802
3 POINT FG-ATT	109-334	132-310	* 01/09/10	at FAU	L 61-74	949
3-point FG pct	.326	.426	* 01/14/10	SOUTH ALABAMA	w 61-58	538
3-pt FG made per game	6.1	7.3	* 01/16/10	DENVER	w 64-53	1416
FREE THROWS-ATT	304-405	237-350	* 01/21/10	MIDDLE TENNESSEE	L 60-69	1215
Free throw pct	.751	.677	* 1/23/10	at Univ. of New Orleans	w 48-47	684
F-Throws made per game	16.9	13.2	* 1/28/10	at TROY	L 56-75	1837
REBOUNDS	582	562	* 01/30/10	LOUISIANA-LAFAYETTE	L 67-72	1638
Rebounds per game	32.3	31.2	* 02/04/10	WKU	w 67-66	1632
Rebounding margin	+1.1	-	* 2/11/10	at UALR	w 67-64	2942
ASSISTS	171	267	* 2/15/10	at Arkansas State	L 52-69	4109
Assists per game	9.5	14.8	* 02/18/10	UNIV. OF NEW ORLEANS	L 73-82	897
TURNOVERS	275	256	* 02/20/10	at Louisiana-Lafayette	L 71-73	3984
Turnovers per game	15.3	14.2	* 02/27/10	NORTH TEXAS	L 71-74	1283
Turnover margin	-1.1	-	* - Conference game			
Assist/turnover ratio	0.6	1.0				
STEALS	121	106				
Steals per game	6.7	5.9				
BLOCKS	47	69				
Blocks per game	2.6	3.8				
ATTENDANCE	10182	18205				
Home games-Avg/Game	9-1131	9-2023				
Neutral site-Avg/Game	-	0-0				

Score by Periods	1st	2nd	Totals
ULM	520	631	1151
Opponents	600	651	1251