



MOUNTAINEER FOOTBALL

PO BOX 877 // MORGANTOWN, WV 26507-0877 // WVUSPORTS.COM 304.293.2821 PHONE

TYE EDWARDS



GAME 4



WEST VIRGINIA MOUNTAINEERS

2025 Record: 2-1, 0-0 Big 12
Head Coach: Rich Rodriguez
Alma Mater: ...West Virginia ('86)
Record at WVU: 62-27 (8th)
Overall Record: 192-130-2 (28th)



DATE: Saturday, September 20, 2025
TIME: 6 p.m. (ET)
LOCATION: Lawrence, Kan.
STADIUM: David Booth/Kansas Memorial Stadium (51,500)

LIVE BROADCAST: FS1
LIVE AUDIO:
Mountaineer Sports Network by Learfield
WVU Game Day Apps and WVUSports.com

X UPDATES: @wvufootball
LIVE STATS: www.statbroadcast.com



KANSAS JAYHAWKS

2025 Record:2-1, 0-0 Big 12
Head Coach:Lance Leipold
Alma Mater: ...Wis.-Whitewater ('87)
Record at KU: 24-29 (5th)
Overall Record: 170-68 (19th)

NOTING THE MOUNTAINEERS

- The 2025 season marks West Virginia's 133rd season of football. The Mountaineers are the winningest program in the Big 12 Conference and tied for No. 15 in college football
- Rich Rodriguez has 192 career victories, ranking No. 4 among active Power Four coaches
- With the win over Pitt, Rodriguez moves into No. 2 on the all-time WVU win list with 62, behind only Don Nehlen (149)
- Rodriguez has coached the conference offensive player of the year 10 times during his career
- This year marks the 46th season of competition for West Virginia at Milan Puskar Stadium. WVU has a 202-80-4 (.713) all-time mark at the facility, which opened in 1980.
- WVU is 3-4 in games played on Sept. 20, including 1-1 on the road. The last time WVU played on that date was against Oklahoma in 2014 in Morgantown (L/45-33)
- West Virginia has surpassed at least 140 rushing yards in 35 of the last 41 games (since 2022)
- Since 2012, WVU has rushed for at least 150 yards 94 times
- WVU is 104-16 since 2002 when winning the turnover battle
- The Mountaineers are tied for No. 1 nationally in red zone offense and No. 31 in rushing offense
- Since 2012, WVU has thrown for 300 or more yards 62 times, 350 or more 32 times, 400 or more 11 times and 500 or more four times
- Since 2000, West Virginia has produced 170 games with 400 or more yards of total offense
- WVU has gained at least 500 yards of total offense 82 times since 2000, most recently against Robert Morris on Aug. 30, 2025
- Over the past 11 years, the Mountaineers have held their opponents to fewer than 300 yards of total offense 27 times
- Since 2019, WVU has held opposing teams to fewer than 250 yards passing 43 times, fewer than 200 yards 26 times and fewer than 150 yards 12 times
- WVU has recorded at least four tackles for loss in 32 out of the last 37 games
- WVU's defense also has recorded multiple sacks in a game in 15 of the last 21 games

THE SERIES

- All-Time Series WVU leads 11-2
In Morgantown WVU leads 7-1
In Lawrence WVU leads 4-1
At a Neutral Site 0-0
First Meeting 1941, WVU 21-0 (H)
Last Meeting 2024, WVU 32-28 (H)
Rodriguez vs. Kansas First Meeting
Rodriguez vs. Leipold First Meeting
Leipold vs. WVU 1-2
- WVU is No. 4 nationally in team sacks, No. 12 in passes intercepted, No. 14 in turnovers gained, No. 18 in kickoff return defense, No. 19 in third-down defense, No. 24 in fumbles recovered, No. 27 in tackles for loss, No. 29 in rushing defense and No. 33 in scoring defense
 - Quarterback Nicco Marchiol is No. 19 nationally in completion percentage (.718) and No. 42 in yards per pass attempt (8.37)
 - Running back Tye Edwards is tied for No. 37 nationally in rushing touchdowns (3)
 - Return specialist Preston Fox is ranked No. 17 nationally in combined kick return yards (172), No. 20 in kickoff return average (24.8) and No. 46 in punt return average (9.1)
 - Safety Darrian Lewis is ranked No. 6 nationally in interceptions (2) and Ben Cutter and Chase Wilson are tied for No. 34 with one each

2025 SCHEDULE & RESULTS



ROBERT MORRIS
Aug. 30
W/45-3
Big 12 on ESPN+



AT OHIO
Sept. 6
L/17-10
ESPN



PITT
Sept. 13
W/31-24 (OT)
ESPN



AT KANSAS
Sept. 20
6 p.m.
FS1



UTAH
Sept. 27
3:30 p.m.
FOX



AT BYU
Friday, Oct. 3
10:30 p.m.
ESPN



AT UCF
Oct. 18
TBA



TCU
Oct. 25
TBA



AT HOUSTON
Nov. 1
TBA



COLORADO
Nov. 8
TBA



AT ARIZONA ST
Nov. 15
TBA



TEXAS TECH
Nov. 29
TBA



GAME COVERAGE

TV FS1
Noah Reed (PBP), Robert Smith (analyst)
Radio Mountaineer Sports Network
Tony Caridi (PBP), Dwight Wallace (analyst),
Jed Drenning (sideline),
Andrew Caridi, John Antonik (Pre/Postgame Show)
Satellite Radio Broadcast SiriusXM
Sirius Ch 386
<https://sxm.app.link/SXM976>
Live Statistics Statbroadcast.com
X Updates @WVUFootball

NATIONAL RANKINGS

ASSOCIATED PRESS // SEPT. 14 // 2025

School	Points	Record	Prev. Rank
1. Ohio State (55)	1,631	3-0	1
2. Penn State (5)	1,490	3-0	2
3. LSU (2)	1,470	3-0	3
4. Miami (3)	1,434	3-0	5
5. Georgia	1,428	3-0	6
6. Oregon	1,423	3-0	4
7. Florida State	1,123	2-0	10
8. Texas	1,111	2-1	7
9. Illinois	1,110	3-0	9
10. Texas A&M	1,101	3-0	16
11. Oklahoma	1,056	3-0	13
12. Iowa State	820	4-0	14
13. Ole Miss	748	3-0	17
14. Alabama	599	2-1	19
15. Tennessee	583	2-1	15
16. Utah	573	3-0	20
17. Texas Tech	538	3-0	21
18. Georgia Tech	511	3-0	NR
19. Indiana	458	3-0	22
20. Vanderbilt	397	3-0	NR
21. Michigan	356	2-1	23
22. Auburn	344	3-0	24
23. Missouri	292	3-0	25
24. Notre Dame	207	0-2	8
25. USC	105	3-0	NR

ARV: BYU 94, USF 83, South Carolina 82, Mississippi State 69, TCU 67, Arizona State 57, Tulane 33, Louisville 25, Nebraska 9, Baylor 6, Clemson 6, SMU 4, NC State 4, UNLV 2, Navy.

AFCA COACHES POLL // SEPT. 14 // 2025

School	Points	Record	Prev. Rank
1. Ohio State (62)	1,668	3-0	1
2. Penn State (3)	1,559	3-0	2
3. Georgia (1)	1,501	3-0	3
4. LSU (1)	1,468	3-0	4
5. Oregon	1,444	3-0	5
6. Miami	1,379	3-0	6
7. Texas	1,209	2-1	7
8. Illinois	1,150	3-0	9
9. Florida State	1,023	2-0	12
10. Texas A&M	1,003	3-0	17
11. Ole Miss	991	3-0	13
12. Oklahoma	906	3-0	16
13. Iowa State	896	4-0	14
14. Alabama	630	2-1	18
15. Tennessee	625	2-1	15
16. Texas Tech	563	3-0	20
17. Indiana	550	3-0	19
18. Utah	510	3-0	21
19. Georgia Tech	333	3-0	NR
20. Michigan	316	2-1	22
21. Notre Dame	296	0-2	8
22. Missouri	252	3-0	NR
23. Vanderbilt	249	3-0	NR
24. South Carolina	198	2-1	10
25. Auburn	160	3-0	NR

ARV: BYU 158, Arizona State 141 USC 117, Clemson 116, Tulane 107, Louisville 53, TCU 49, USF 48, Mississippi State 27, Nebraska 24, SMU 24, Navy 15, Memphis 14, NC State 13, Washington 13, Baylor 8, Houston 5, Kansas 2, Cal, UNLV.



REID CARRICO



RODNEY GALLAGHER III

STATISTICAL COMPARISONS

West Virginia	WVU Opponents	Scoring Offense	Kansas Opponents
28.7	14.7	36.0	18.7
67	47	67	47
213.0	93.7	174.3	117.0
223.3	206.7	248.3	201.0
436.3	300.3	422.7	318.0
21.5	11.9	20.0	16.3
9.1	5.8	7.5	3.2
4-11.8	3-14.3	2-0.0	2-0.0
6-4	5-2	4-1	4-2
23-214	28-210	17-137	21-190
39.2	38.0	46.7	39.6
3-4	5-7	3-3	2-3
26:05	33:55	28:38	31:21
12-41 (29%)	12-46 (26%)	9-30 (30%)	19-48 (40%)
3-6 (50%)	2-5 (40%)	5-7 (71%)	6-8 (75%)
12-67	8-48	10-47	3-33
10-10 (100%)	8-10 (80%)	13-17 (76%)	5-5 (100%)

THE 2025 ROSTER

- The 2025 roster consists of 124 players from 23 different states, Washington D.C. and three foreign countries: Australia (1), Finland (1) and Liberia (1).
- Leading the way is West Virginia (23), followed by Ohio (13), Florida (10), California (8), Georgia (8), Pennsylvania (7), Texas (7), Alabama (6), North Carolina (5), Virginia (4), Colorado (3), Maryland (3), New York (3), Oklahoma (3), Illinois (2), Mississippi (2), South Carolina (2), Tennessee (2), Washington (2), Arizona, Indiana, Missouri and New Jersey.

MOUNTAINEER GRADUATES

- Twenty-six members of the 2025 football team have already graduated with their bachelor's degrees: Grayson Barnes (TE), Caden Biser (LB), Jackson Biser (DL), Jarod Bowie (WR), Jaden Bray (WR), Reid Carrico (LB), Mickel Clay (OL), Ty Kieast Crawford (OL), Will Davis (N/S), Preston Fox (WR), Devonte Golden-Nelson (CB), Devin Grant (DL), Jaylen Henderson (QB), Kade Hensley (K), Tyler Jacklich (RB), Carson Lee (OL), Oluwaseyi Omotosho (DL), Logan Ramper (WR), Hammond Russell IV (DL), Justin Smith-Brown (WR), Braden Sider (BAN), Oliver Straw (P), Kekoura Tarnue (S), Edward Vesterinen (DL), Jordan Walker (S), Jarel Williams (WR) and Chase Wilson (LB).

AT HOME

- The 2025 season marks the 46th season of competition for West Virginia at Milan Puskar Stadium. WVU holds a 202-80-4 (.713) all-time mark at the facility, which opened in 1980.

SERIES HISTORY WITH KANSAS

- The series between West Virginia and Kansas started in 1941 with a 21-0 WVU win in Morgantown.
- The last meeting took place in Morgantown, in 2024, with WVU winning, 32-28. The Mountaineers lead the series, 11-2.
- West Virginia has a 4-1 series advantage in games played in Lawrence and a 6-1 series advantage in games played in Morgantown

2024, home, West Virginia, 32-28
2022, home, Kansas, 55-42 (OT)
2021, away, West Virginia, 34-28
2020, home, West Virginia, 38-17
2019, away, West Virginia, 29-24
2018, home, West Virginia, 38-22
2017, away, West Virginia, 56-34
2016, home, West Virginia, 48-21
2015, away, West Virginia, 49-0
2014, home, West Virginia, 33-14
2013, away, Kansas, 31-19
2012, home, West Virginia, 59-10
1941, home, West Virginia, 21-0

ON TURF

- Since 1980, West Virginia is 278-134-5 in games played on artificial turf surfaces.
- WVU was 57-29 on turf in the 1990s, 66-21 on turf in the 2000s, 61-40 during the 2010s and 28-21 during the 2020s on turf.



MORGANTOWN, W.Va. (Sept. 13, 2025) - The 108th edition of the "Backyard Brawl" continued to show the sports world why it is one the best rivalries in college football.

For the second straight year, the winner erased a 10-point fourth-quarter deficit, and this time it was West Virginia that fought back to claim a 31-24 victory in overtime.

A crowd of 62,108 was on hand at Milan Puskar Stadium and once again the "Backyard Brawl" did not disappoint. Momentum swings throughout the game entertained the sold-out stadium as well as an ESPN national audience.

After both teams missed field goals in the first quarter, West Virginia struck first with 11:51 left in the second on a 12-yard touchdown run from running back Tye Edwards.

The Panthers got on the board with 1:37 left before halftime, when kicker Trey Butkowski made good on a 23-yard kick, putting the score at 7-3 in favor of the Mountaineers at the break.

West Virginia started the third quarter strong, using a 56-yard pass completion from true freshman quarterback Scotty Fox Jr. to receiver Justin Smith-Brown to set up a 1-yard plunge from Edwards, giving WVU a 14-3 lead.

Pitt answered with a 75-yard drive in just five plays. After a 67-yard completion, quarterback Eli Holstein scored on a 1-yard run and then converted a two-point conversion, trimming the WVU lead to 14-11.

Two straight interceptions by Fox, who was in relief of starter Nicco Marchiol, led to the Panthers taking their first lead of the game. Credit the WVU defense for keeping the Mountaineers in the game as the unit held the Panthers to field goals after both turnovers.

Leading 17-14, Pitt took command at the 9:23 mark of the fourth. With a struggling Mountaineer offense trying to find its rhythm, Holstein connected with Raphael Williams on a 14-yard touchdown pass, giving the Panthers a 24-14 advantage.

However, Marchiol re-entered the game and ignited the WVU offense. A 72-yard drive resulted in a 21-yard field goal by Kade Hensley. After the defense forced a Pitt punt, Marchiol had 2:47 to tie the game, and he engineered a 13-play, 87-yard drive that ended with a 2-yard pass to tight end Grayson Barnes to force overtime.

Overtime saw the Mountaineers use eight plays to set up Edwards for his third touchdown in the game. After Edwards converted on a key fourth-down carry, his 1-yard run gave the advantage back to the Mountaineers at 31-24.

Just as it did so many times in regulation, the WVU defense came up big in overtime. Four plays from scrimmage resulted in a loss of 10 yards for Pitt and the Mountaineers claimed the come-from-behind win.

To go along with his three touchdowns, Edwards rushed for 141 yards. Marchiol added veteran leadership and accounted for 192 yards passing, while the Mountaineer defense held the Pitt rushing attack to just 46 total yards.

Overall, West Virginia finished with 174 yards on the ground and 260 in the air for 434 yards. Along with Pitt's 46 yards on the ground, the Panthers added 303 yards passing from Holstein to end with 349 offensive yards.

The rivalry will take a three-year break before resuming in 2029. In the current four-game block, the home team won every game as each team went 2-2 over the four-year stretch.

GAME NO. 3: WEST VIRGINIA 31, PITT 24 (OT)



DARRIAN LEWIS

NICCO MARCHIOL

Scoring and Statistical Summary

	1	2	3	4	OT	F
Pitt.....	0	3	11	10	0	24
West Virginia	0	7	7	10	7	31

2nd	WVU - Tye Edwards 12 rush (Kade Hensley kick)
	PITT - Trey Butkowski 23 FG
3rd	WVU - Edwards 1 rush (Hensley kick)
	PITT - Eli Holstein 1 rush (Cataurus Hicks pass from Holstein)
	PITT - Butkowski 46 FG
4th	PITT - Butkowski 36 FG
	PITT - Raphael Williams 14 pass from Holstein (Butkowski kick)
	WVU - Hensley 21 FG
	WVU - Grayson Barnes 2 pass from Nicco Marchiol (Hensley kick)
OT	WVU - Edwards 1 rush (Hensley kick)

	PITT	WVU
First Downs	15	28
Rushes/Yards	34/46	58/174
Passing Yardage	303	260
Passes	22/38/1	22/32/2
Punts	7/301/43.0	6/274/45.7
Fumbles/Lost	1/0	1/0
Return Yardage	67	30
Penalties/Yards	14/118	6/60
Time of Possession	28:59	31:01

WVU RUSHING: Edwards 25-141; WVU PASSING: Marchiol 19-25-0-192; WVU RECEIVING: Gallagher 7-61; WVU TACKLES (TFL/QS): Lewis 8, Cutter 8; WVU INTERCEPTIONS: Lewis.

PITT RUSHING: Goff 8-37; PITT PASSING: Holstein 22-37-1-303; PITT RECEIVING: Williams 6-119; PITT TACKLES (TFL/QS): Brookins 14, Biles 14; PITT INTERCEPTIONS: Lovelace, Louis.

Attendance - 62,108

RODRIGUEZ YEAR-BY-YEAR

Year	School	Position	Record
1985	West Virginia	Student Assistant	
1986-87	Salem	Assistant	
1988	Salem	Head Coach	2-8
1989	West Virginia	Volunteer Assistant	
1990	Glenville State	Head Coach	1-7-1
1991	Glenville State	Head Coach	4-5-1
1992	Glenville State	Head Coach	6-4
1993	Glenville State	Head Coach	10-3
		WVIAC Champions WVIAC Coach of the Year NAIA Runner-Up NAIA National Coach of the Year	
1994	Glenville State	Head Coach	8-3
		WVIAC Co-Champions WVIAC Coach of the Year NAIA Playoffs (1st Round)	
1995	Glenville State	Head Coach	8-2
		WVIAC Co-Champions	
1996	Glenville State	Head Coach	6-4
		WVIAC Co-Champions	
1997-98	Tulane	Assistant Coach	
1999-00	Clemson	Assistant Coach	
2001	West Virginia	Head Coach	3-8
2002	West Virginia	Head Coach	9-4
		Continental Tire Bowl	
2003	West Virginia	Head Coach	8-5
		Big East Conference Co-Champions Big East Coach of the Year Toyota Gator Bowl	
2004	West Virginia	Head Coach	8-4
		Big East Conference Co-Champions Toyota Gator Bowl	
2005	West Virginia	Head Coach	11-1
		Big East Conference Champions Big East Coach of the Year Nokia Sugar Bowl Champions	
2006	West Virginia	Head Coach	11-2
		Big East Conference Co-Champion Toyota Gator Bowl Champions	
2007	West Virginia	Head Coach	10-2
		Big East Conference Champions Tostitos Fiesta Bowl	
2008	Michigan	Head Coach	3-9
2009	Michigan	Head Coach	5-7
2010	Michigan	Head Coach	7-6
		Toyota Gator Bowl	
2012	Arizona	Head Coach	8-5
		Gildan New Mexico Bowl Champions	
2013	Arizona	Head Coach	8-5
		Advocare V100 Bowl Champions	
2014	Arizona	Head Coach	10-4
		Pac-12 South Champions Pac-12 Coach of the Year Vizio Fiesta Bowl	
2015	Arizona	Head Coach	7-6
		Gildan New Mexico Champions	
2016	Arizona	Head Coach	3-9
2017	Arizona	Head Coach	7-6
		Foster Farms Bowl	
2019	Ole Miss	Offensive Coordinator/ Quarterbacks Coach	
2021	Louisiana-Monroe	Assistant Head Coach/ Offensive Coordinator/ Quarterbacks Coach	
2022	Jacksonville State	Head Coach	9-2
		Atlantic Sun Champions	
2023	Jacksonville State	Head Coach	9-4
		New Orleans Bowl Champions	
2024	Jacksonville State	Head Coach	9-4
		Conference USA Champions Cure Bowl Conference USA Coach of the Year	
2025	West Virginia	Head Coach	2-1

Record at West Virginia: 62-27 (Eighth Season)
Overall Record: 192-130-2 (28th Season)

WEST VIRGINIA HEAD COACH RICH RODRIGUEZ - EIGHTH YEAR

THE RODRIGUEZ FAMILY: Raquel, Rich, Rita, Rhett



RODRIGUEZ VS. ALL OPPONENTS

Opponent	First Time	Last Time	W-L
Apprentice School	1993	1994	2-0-0
Arizona State	2012	2017	2-4-0
Austin Peay	2022	2022	1-0-0
Boise State	2014	2014	0-1-0
Boston College	2001	2013	3-2-0
Bowling Green	2010	2010	1-0-0
BYU	2016	2016	0-1-0
California	2013	2017	3-0-0
California, Pa.	1994	1995	2-0-0
Carroll, Montana	1993	1993	1-0-0
Clarion	1996	1996	0-1-0
Central Arkansas	2022	2022	1-0-0
Central Connecticut State	1988	1988	0-1-0
Central State	1993	1993	1-0-0
Chattanooga	2002	2002	1-0-0
Cincinnati	2002	2007	4-1-0
Coastal Carolina	2023	2024	0-2-0
Colorado	2012	2017	5-1-0
Concord	1988	1996	4-4-0
Connecticut	2004	2010	5-0-0
Cumberlands, Ky.	1990	1991	1-0-1
Davidson	2022	2022	1-0-0
Delaware State	2009	2009	1-0-0
East Central, Okla.	1993	1993	0-1-0
East Carolina	2002	2007	6-0-0
Eastern Kentucky	2022	2022	1-0-0
Eastern Michigan	2009	2023	2-1-0
Eastern Washington	2006	2006	1-0-0
ETSU	1996	2023	1-1-0
Fairmont State	1988	1996	6-2-0
FIU	2023	2024	2-0-0
Florida State	2005	2005	0-1-0
Geneva	1991	1992	1-0-1
Georgia	2006	2006	1-0-0
Georgia Southern	1994	1994	0-1-0
Georgia Tech	2007	2007	1-0-0
Glenville State	1988	1988	0-1-0
Grambling State	2016	2016	1-0-0
Hawai'i	2016	2016	1-0-0
Houston	2017	2017	0-1-0
Illinois	2008	2010	1-2-0
Indiana	2009	2010	2-0-0
Indiana State	1988	1995	0-3-0
Iowa	2009	2010	0-2-0
Johnson C. Smith	1992	1993	1-1-0
JMU	2004	2004	1-0-0
Kennesaw State	2022	2024	2-0-0
Kent State	2001	2001	1-0-0
Liberty	2023	2024	1-1-0
Livingstone	1995	1996	1-1-0
Louisiana	2023	2023	1-0-0
Louisiana Tech	2023	2024	2-0-0
Louisville	2005	2024	2-2-0
Marshall	2006	2007	2-0-0
Maryland	2010	2007	4-4-0
Massachusetts	2001	2010	1-0-0
Miami, Fla.	2001	2003	0-3-0
Miami, Ohio	2008	2008	1-0-0
Michigan State	2008	2010	0-3-0

Opponent	First Time	Last Time	W-L
Middle Tennessee	2023	2024	2-0-0
Minnesota	2008	2008	1-0-0
Mississippi State	2006	2010	2-1-0
Montana Western	1994	1994	0-1-0
Murray State	2022	2022	1-0-0
New Mexico	2015	2015	1-0-0
New Mexico State	2023	2024	1-1-0
Nicholls	2022	2022	1-0-0
Nevada	2012	2015	3-0-0
North Alabama	2022	2022	1-0-0
Northern Arizona	2013	2017	3-0-0
Notre Dame	2001	2010	2-2-0
Northwestern	2008	2008	0-1-0
Ohio	2001	2025	1-1-0
Ohio State	2008	2010	0-3-0
Oklahoma State	2012	2012	1-0-0
Oregon	2012	2017	2-3-0
Oregon State	2012	2017	2-2-0
Penn State	2008	2010	0-3-0
Pitt	2001	2025	5-3-0
Purdue	2017	2008	1-3-0
Robert Morris	2025	2025	1-0-0
Rutgers	2001	2007	7-0-0
Samford	1993	1993	0-1-0
Sam Houston	2023	2024	2-0-0
Shepherd	1988	1996	3-5-0
South Carolina	2023	2023	0-1-0
South Carolina State	2012	2012	1-0-0
Southeastern Louisiana	2022	2022	0-1-0
Southern Miss	2024	2024	1-0-0
Stanford	2012	2016	0-3-0
Stephen F. Austin	2022	2022	1-0-0
Syracuse	2001	2007	6-1-0
Temple	2001	2004	3-1-0
Toledo	2008	2012	1-1-0
Tulsa	2022	2022	0-1-0
UCF	2003	2024	2-0-0
UCLA	2012	2017	1-5-0
UNLV	2013	2014	2-0-0
USC	2012	2017	1-5-0
USF	2005	2007	1-2-0
Utah	2008	2017	4-3-0
UTEP	2017	2023	2-0-0
UTSA	2013	2015	3-0-0
Virginia	2002	2022	0-1-0
Virginia Tech	2001	2005	2-3-0
Washington	2012	2016	2-3-0
Washington State	2013	2017	2-3-0
West Liberty	1988	1996	6-2-0
West Virginia State	1988	1996	6-2-0
West Virginia Wesleyan	1990	1996	3-4-0
Western Kentucky	2023	2024	2-1-0
Western Michigan	2007	2009	2-0-0
Wingate	1990	1991	0-2-0
Wisconsin	2003	2010	1-4-0
Wofford	1988	2005	1-1-0
West Virginia Tech	1988	1996	7-1-0

RICH RODRIGUEZ

Quick Facts

Birthday:
May 24

Hometown:
Grant Town, West Virginia

Education:
West Virginia, '86
(Bachelor's degree –
business management)

Salem, '87
(Master's degree –
business administration)

Wife:
Rita

Children:
Raquel and Rhett

Coaching Record:
At WVU: 62-27 (8th Season)
Overall: 192-130-2 (28th season)

HIGHS UNDER RODRIGUEZ ...

WVU Game Highs ...

Individual

Rushing Attempts: 40 by Quincy Wilson vs. Rutgers/Oct. 11, 2003
Rushing Yards: 337 by Kay-Jay Harris vs. East Carolina/Sept. 4, 2004
Rushing Touchdowns: 5 by Steve Slaton vs. Louisville/Oct. 15, 2005
Long Run: 76 by Noel Devine vs. Maryland/Sept. 13, 2007; by Pat White vs. USF/Dec. 3, 2005;
by Kay-Jay Harris vs. East Carolina/Sept. 4, 2004
Passing Attempts: 52 by Brad Lewis vs. Maryland/Sept. 29, 2001
Passing Completions: 31 by Brad Lewis vs. Maryland/Sept. 29, 2001
Passing Yards: 286 by Brad Lewis vs. Kent State/Sept. 22, 2001
Passing Touchdowns: 4 by Rasheed Marshall vs. UCF/Sept. 11, 2004
Long Passing Completion: 93 by Rasheed Marshall vs. Virginia Tech/Oct. 22, 2003
Receptions: 10 by Antonio Brown vs. Maryland/Sept. 29, 2001
Receiving Yards: 209 by Chris Henry vs. Syracuse/Nov. 22, 2003
Receiving Touchdowns: 2 last by Darius Reynaud vs. Louisville/Nov. 8, 2007

Team

Rushing Attempts: 64 vs. Maryland/Sept. 17, 2005; vs. Wofford/Sept. 10, 2005
Rushing Yards: 536 vs. East Carolina/Sept. 28, 2002
Rushing Touchdowns: 7/3x last vs. Connecticut/Nov. 24, 2007
Long Run: 76 vs. Maryland/Sept. 13, 2007; vs. USF/Dec. 3, 2005; vs. East Carolina/Sept. 4, 2004
Passing Attempts: 52 vs. Maryland/Sept. 29, 2001
Passing Completions: 31 vs. Maryland/Sept. 29, 2001
Passing Yards: 286 vs. Kent State/Sept. 22, 2001
Passing Touchdowns: 4/3x last vs. UCF/Sept. 11, 2004
Long Passing Completion: 93 vs. Virginia Tech/Oct. 22, 2003
Receptions: 31 vs. Maryland/Sept. 29, 2001
Receiving Yards: 286 vs. Kent State/Sept. 22, 2001
Receiving Touchdowns: 4/3x last vs. UCF/Sept. 11, 2004

NCAA FBS Game Highs ...

Individual

Rushing Attempts: 48 by KaDeem Carey of Arizona vs. Oregon/Nov. 23, 2013
Rushing Yards: 366 by KaDeem Carey of Arizona vs. Colorado/Nov. 10, 2012
Rushing Touchdowns: 5 last by KaDeem Carey of Arizona vs. Colorado/Nov. 10, 2012; by
Steve Slaton of West Virginia vs. Louisville/Oct. 15, 2005
Long Run: 90 by Carlos Brown of Michigan vs. Eastern Michigan/Sept. 9, 2009
Passing Attempts: 73 by Anu Solomon of Arizona vs. Cal/Sept. 20, 2014
Passing Completions: 47 by Anu Solomon of Arizona vs. Cal/Sept. 20, 2014
Passing Yards: 520 by Anu Solomon of Arizona vs. Cal/Sept. 20, 2014
Passing Touchdowns: 5 by Anu Solomon of Arizona vs. Washington St./Oct. 25, 2014; by Solomon of
vs. Cal/Sept. 20, 2014; by Khalil Tate of Arizona vs. Purdue/Dec. 27, 2017
Long Passing Completion: 95 by Brandon Dawkins of Arizona vs. Arizona State/Nov. 21, 2015
Receptions: 13 by Cayleb Jones of Arizona vs. Cal/Sept. 20, 2014
Receiving Yards: 259 by by Austin Hill of Arizona vs. USC, Oct. 27, 2012
Receiving Touchdowns: 3 by Cayleb Jones of Arizona vs. Cal/Sept. 20, 2014
Long Reception: 95 yards by Trey Griffey of Arizona vs. Arizona State/Nov. 21, 2015

Team

Rushing Attempts: 74 (Jax State) vs. Louisiana/Dec. 16, 2023
Rushing Yards: 536 (WVU) vs. East Carolina/Sept. 28, 2002
Rushing Touchdowns: 8 (Jax State) vs. Kennesaw State/Oct. 4, 2024
Long Run: 90 (Michigan) vs. Eastern Michigan/Sept. 9, 2009
Passing Attempts: 74 (Arizona) vs. Cal/Sept. 20, 2014
Passing Completions: 47 (Arizona) vs. Cal/Sept. 20, 2014
Passing Yards: 520 (Arizona) vs. Cal/Sept. 20, 2014
Passing Touchdowns: 5 (Arizona) vs. Washington State/Oct. 25, 2014; vs. Cal/Sept. 20, 2014;
vs. Purdue/Dec. 27, 2017
Long Passing Completion: 95 (Arizona) vs. Arizona State/Nov. 21, 2015
Receptions: 47 (Arizona) vs. Cal/Sept. 20, 2014
Receiving Yards: 520 (Arizona) vs. Cal/Sept. 20, 2014
Receiving Touchdowns: 5 (Arizona) vs. Washington St./Oct. 25, 2014; vs. Cal (Arizona)/
Sept. 20, 2014; vs. Purdue (Arizona)/Dec. 27, 2017

ALL-TIME WINNINGEST COACHES

NCAA Power 4 Head Coaches (Active)

1. Brian Kelly, LSU	36	294-107-2
2. Kirk Ferentz, Iowa	30	217-145-0
3. Willie Fritz, Houston	29	214-124-0
4. Rich Rodriguez, West Virginia	28	192-130-2
5. Dabo Swinney, Clemson	19	180-49-0
6. Mike Gundy, Oklahoma State	21	170-88-0
Lance Leipold, Kansas	19	170-68-0
8. Kyle Whittingham, Utah	22	169-86-0
9. James Franklin, Penn State	16	127-57-0
Brett Bielema, Illinois	18	127-80-0

Head Coach Wins at West Virginia

1. Don Nehlen	1980-2000	149
2. Rich Rodriguez	2001-07, 25-	62
3. Dana Holgorsen	2011-18	61
4. Art Lewis	1950-59	58
5. Ira Errett Rodgers	1925-30, 43-45	44
6. Bobby Bowden	1970-75	42
7. Neal Brown	2019-24	37
8. Clarence Spears	1921-24	30
9. Gene Corum	1960-65	29
10. Bill Stewart	2008-10	28

FIRST-TIME PLAYERS

- Sixty-six Mountaineers have seen the first action of their WVU careers during the 2025 season: Malik Agbo (OL), Josh Aisosa (OL), Grayson Barnes (TE), Jacob Barrick (TE), Jackson Biser (BAN), Ben Bogle (LB), ChaMarryus Bomar (CB), Cyncir Bowers (RB), Jarod Bowie (WR), Taylor Brown (DL), Brandon Caesar (DL), Derek Carter Jr. (S), Jason Chambers (CB), Mickel Clay (OL), Michael Coats Jr. (CB), Ty'Kieast Crawford (OL), Tyrence Crutcher (CB), William Davis (N/S), Tye Edwards (RB), Kaleb Gray (S), Chris Fileppo (N/S), Scotty Fox Jr. (QB), Greg Genross (TE), Quinton Goins (DL), Devonte Golden-Nelson (CB), Devin Grant (DL), Christian Hamilton (WR), Justin Harrington (S), Donovan Haslem (OL), Mike Hastie (LB), Ethan Head (K), Jaylen Henderson (QB), Kade Hensley (K), Brandon Homady (OL), Julien Horton (S), Tyler Jacklich (RB), Eddie Kelly Jr. (DL), Carson Lee (OL), Darrian Lewis (S), John Lewis (LB), Kimo Makene'ole (OL), Robby Martin (OL), Jordan McCants (WR), Oluwaseyi Omotosho (DL), Marshon Oxley (BAN), Fred Perry (N/S), Logan Ramper (WR), Jordan Scraggs (CB), Kaden Seller (LS), Braden Siders (BAN), Elijah Simmons (DL), Oran Singleton (WR), Justin Smith-Brown (WR), Nick Taylor (N/S), Wilneron Telemaque (DL), Adam Tomczyk (DL), Cam Torbor (LB), Cyrus Traugh (WR), Cam Vaughn (WR), Jordan Walker (S), Ryan Ward (TE), Jeff Weimer (WR), Khalil Wilkins (QB), Chase Wilson (LB), Ashton Woods (LB) and Walter Young Bear (OL).

FIRST-TIME STARTERS

- Seventeen Mountaineers have earned their first career starts at WVU during the 2025 season: Clay Ash (RB), Grayson Barnes (TE), Israel Boyce (S), Jason Chambers (S), Michael Coats Jr. (CB), Ty'Kieast Crawford (OL), Devin Grant (DL), Curtis Jones Jr. (LB), Eddie Kelly Jr. (DL), Nick Krahe (OL), Darrian Lewis (S), Kimo Makene'ole (OL), Fred Perry (N/S), Braden Siders (BAN), Cam Vaughn (WR), Chase Wilson (LB) and Walter Young Bear (OL).

TRUE AND REDSHIRT FRESHMEN

- Ten true freshmen have seen action for the Mountaineers in 2025: ChaMarryus Bomar (CB), Taylor Brown (DL), Brandon Caesar (DL), Chris Fileppo (N/S), Scotty Fox Jr. (QB), Mike Hastie (LB), Brandon Homady (OL), Julien Horton (S), Wilneron Telemaque (DL) and Cam Torbor (LB).
- Seven redshirt freshmen have played for West Virginia in 2025: Josh Aisosa (OL), Jason Cross Jr. (S), Quinton Goins (DL), Robby Martin (OL), Kaden Seller (LS), Ryan Ward (TE) and Khalil Wilkins (QB).

NIGHT GAMES

- West Virginia is 90-80-3 all-time in games played after 5 p.m., including 45-50-1 on the road, 34-20-2 at home and 8-11 at a neutral site.
- The first night game in WVU history was played at Forbes Field in Pittsburgh on Sept. 19, 1930, between WVU and Duquesne (W/7-0).



CAM VAUGHN

GRAYSON BARNES

WEST VIRGINIA OFFENSE

- This season's offensive roster includes nine true freshmen, nine redshirt freshmen, two sophomores, eight redshirt sophomores, two juniors, 11 redshirt juniors, four seniors and 12 redshirt seniors
- The 2025 offensive personnel includes seven quarterbacks, eight running backs, seven tight ends, 15 wide receivers and 20 offensive linemen
- Running back Tye Edwards became West Virginia's first 100-yard rusher for the season and scored three rushing touchdowns against Pitt
- Edwards was the first player to score three rushing touchdowns in a game since Garrett Greene (vs. Cincinnati on Nov. 18, 2023) and he was the first running back to score three rushing touchdowns since CJ Donaldson Jr. (vs. Towson on Sept. 17, 2022)
- Wide receiver Rodney Gallagher III finished with career highs in receptions and yards against Pitt with seven catches for 61 yards to lead the WVU offense
- Wide receiver Cam Vaughn is averaging 67.7 yards per game, ranking him No. 9 in the Big 12 Conference
- Quarterback Nicco Marchiol averages 8.37 yards per pass attempt, ranking him No. 42 in FBS
- Marchiol has attempted at least 20 passes in three consecutive games for the first time in his career
- Scott Fox Jr. is responsible for WVU's two longest plays of the year (59-yard rushing touchdown against Robert Morris and 56-yard pass vs. Pitt.)
- Since joining the Big 12, West Virginia is 9-1 against Kansas in games when it scores at least 20 points
- In the last five meetings against the Jayhawks, WVU is averaging 35 points per game
- In the last five meetings with Kansas, WVU is averaging 194.6 rushing yards per game
- WVU averages 213 rushing yards per game, ranking it No. 31 in FBS
- West Virginia is ranked No. 45 in the country in total offense, averaging 436.3 total yards per game
- West Virginia is tied for No. 1 in the country with a 100% red zone conversion rate (10-for-10)

- West Virginia has scored a touchdown in its opening drive in five of the last nine games dating back to Sept. 7, 2024
- The Mountaineer offense has scored at least 30 points in 18 of the last 24 games, dating back to Oct. 12, 2023
- During that span, West Virginia is 13-5 in games when it scores at least 30 points
- Since 2019, WVU has reached 100 yards on the ground 48 times
- In that span, the Mountaineers are 34-14 when rushing for at least 100 yards
- West Virginia has surpassed at least 140 rushing yards in 35 of the last 41 games, dating back to 2022
- West Virginia has scored at least one rushing touchdown in 49 of its last 54 games
- Since 2012, WVU has thrown for 300 or more yards 53 times, 350 or more 31 times, 400 or more 10 times and 500 or more four times
- Since 2019, West Virginia has produced 36 games with 400 or more yards of total offense
- In that span, WVU has gained at least 500 yards of total offense 16 times, most recently on Aug. 30, 2025

WEST VIRGINIA DEFENSE

- This season's defensive roster includes nine true freshmen, three redshirt freshmen, six sophomores, three redshirt sophomores, two juniors, seven redshirt juniors, six seniors and 17 redshirt seniors
- This season's defensive personnel includes 11 cornerbacks, one defensive back, 21 defensive linemen, 12 linebackers, 10 safeties, three spears and three bandits
- WVU tallied a season-high six sacks against Pitt, marking the most by the WVU defense since it recorded seven vs. North Carolina (Dec. 27, 2023)
- West Virginia has the second-most sacks this season in FBS with 14
- The Mountaineers are averaging 4.33 sacks per game this season, ranking No. 4 in the country

EDWARD VESTERINEN



FRED PERRY

- West Virginia held Pitt to 46 rushing yards, marking the second game this season it has held an opponent to less than 60 yards rushing
- West Virginia has held two opponents to less than 60 yards rushing in a single season for the first time since 2021
- Safety Darrian Lewis recorded his second interception of the season against Pitt
- Lewis has tallied an interception in back-to-back games, becoming the first to do so since Beanie Bishop in 2023 (Sept. 9 vs. Duquesne and Sept. 16 vs. Pitt)
- The Mountaineers have held their opponents to three-and-outs on the opening drive of every game this season
- The West Virginia defense has held 21 of its last 28 opponents to fewer than 300 yards passing
- WVU has recorded at least four tackles for loss in 32 out of the last 37 games
- WVU's defense also has recorded multiple sacks in a game in 15 of the last 21 games
- Since 2019, the Mountaineers have recorded at least one sack 66 times
- Since 2019, the Mountaineers have held their opponents to fewer than 300 yards of total offense 19 times
- West Virginia has held its opponents to fewer than 300 yards passing in 57 of its last 72 games
- Since 2019, WVU has held opposing teams to fewer than 250 yards passing 43 times, fewer than 200 yards 26 times and fewer than 150 yards 12 times
- WVU is 104-16 since 2002 when winning the turnover battle
- West Virginia has held eight of its last 16 opponents to less than 130 rushing yards
- The Mountaineers are ranked No. 29 in FBS as they allow 93.7 rushing yards per game
- The West Virginia defense has held opponents to a 26% conversion rate on third downs, ranking it No. 19 in FBS West Virginia averages 7.3 tackles for loss per game, ranking it No. 27 in FBS

- The Mountaineers have held opponents to a 40% conversion rate on fourth downs, ranking them No. 40 in FBS
- WVU has held opponents to 47 first downs this season, ranking it No. 44 in the country
- WVU is ranked No. 47 in FBS in total defense, allowing 300.3 total yards per game
- West Virginia allows 14.7 points per game, ranking it No. 33 in FBS
- The Mountaineers are tied for No. 1 in the Big 12 Conference with four forced fumbles this season
- West Virginia is the only team in the Big 12 with three players ranked in the top 15 for sacks this season: No. 13 Fred Perry (two sacks), No. 14 Eddie Vesterinen (two sacks) and No. 15 Hammond Russell IV (two sacks)

WEST VIRGINIA SPECIAL TEAMS

- This season's special teams roster includes one freshman, one redshirt freshman, one sophomore, one redshirt sophomore, two redshirt juniors, one senior and one redshirt senior
- Kicker Kade Hensley converted a 21-yard field goal against Pitt
- Hensley is now 3-for-4 this season and 37-47 for his career on field-goal attempts
- Oliver Straw punted six times for 274 yards, averaging 45.7 yards per punt vs. Pitt
- Straw pinned one inside the 20-yard line and had two 50+ yard punts vs. Pitt
- For his career, Straw is averaging 42.9 yards per punt and has placed 56 punts inside the 20-yard line
- During his career at WVU, Straw has at least five punts each season that have been 50 yards or longer
- West Virginia is ranked No. 18 in kick return defense, allowing 11.86 yards per return
- Wide receiver Preston Fox is ranked No. 20 in FBS and No. 5 in the Big 12 Conference in kick returns as he averages 24.8 yards per return
- Fox is ranked No. 46 in FBS and No. 7 in the Big 12 in punt returns as he averages 9.1 yards per return

COMPARING THE TWO NATIONALLY

	WVU	KANSAS
Scoring Offense	73 (28.7)	48 (36.0)
Scoring Defense	33 (14.7)	52 (18.7)
Rushing Offense	31 (213.0)	65 (174.3)
Rushing Defense	29 (93.7)	57 (117.0)
Passing Offense	71 (223.3)	50 (248.3)
Total Offense	45 (436.3)	54 (422.7)
Passes Had Intercepted	91 (3)	57 (2)
Pass Defense	68 (206.7)	61 (201.0)
Total Defense	47 (300.3)	57 (318.0)
Kickoff Returns	54 (21.50)	71 (20.00)
Punt Returns	58 (9.13)	74 (7.55)
Net Punting	80 (39.18)	10 (45.70)
Passing Efficiency	73 (134.80)	22 (175.33)
Turnover Margin	85 (-0.33)	54 (0.33)
Interceptions	12 (4)	57 (2)
Pass Eff. Defense	43 (111.74)	95 (137.33)
First Downs	47 (67)	47 (67)
First Down Defense	44 (47)	44 (47)
Third Down Conv.	124 (29.3)	123 (30.0)
Opponent Third Down	19 (26.1)	91 (39.6)
Fourth Down Conv.	70 (50.0)	37 (71.4)
Opponent Fourth Down	40 (40.0)	110 (75.0)
Sacks By	4 (4.33)	10 (3.33)
Sacks Against	114 (2.67)	26 (1.00)
Tackles for Loss	27 (7.3)	12 (8.7)
Tackles for Loss Allowed	93 (6.00)	19 (3.33)
Penalties	105 (23)	63 (17)
Possession Time	118 (26:05)	92 (28:38)
Punt Return Defense	75 (5.80)	53 (3.20)
Kickoff Return Defense	18 (11.86)	42 (16.33)
Turnovers Gained	14 (6)	48 (4)
Fumbles Gained	24 (2)	24 (2)
Red Zone Offense	1 (1.000)	101 (76.5)
Red Zone Defense	55 (80.0)	101 (1.000)

RUNNING FOR 100

- Since 2019, the Mountaineers are 34-14 when rushing for at least 100 yards.
- 2019 (NC State - 173/W, Kansas - 192/W)
- 2020 (Eastern Kentucky - 329/W, Baylor - 134/W, Kansas - 226/W, Kansas State - 184/W, TCU - 180/W)
- 2021 (LIU - 198/W, Virginia Tech - 180/W, TCU - 229/W, Iowa State - 122/W, Texas - 158/W, Kansas - 261/W)
- 2022 (Pitt - 190/L, Kansas - 146/L, Towson - 316/W, Virginia Tech - 218/W, Baylor - 217/W, TCU - 155/L, Oklahoma - 203/W, Kansas State - 153/L, Oklahoma State - 250/W)
- 2023 (Penn State - 146/L, Duquesne - 304/W, Pitt 151/W, Texas Tech - 157/W, TCU - 201/W, Houston - 155/L, Oklahoma State - 226/L, UCF - 286/W, BYU - 336/W, Oklahoma - 176/L, Cincinnati - 426/W, Baylor - 250/W, UNC - 164/W)
- 2024 (UAlbany - 305/W, Pitt - 188/L, Kansas - 148/W, Oklahoma State - 389/W, Iowa State - 148/L, Kansas State - 152/L, Arizona - 203/W, Baylor - 262/L, UCF - 200/W, Texas Tech - 158/L; Memphis - 206/L)
- 2025 (Robert Morris - 393/W, Pitt 174/W)

ON NETWORK TELEVISION

- The FS1 broadcast of the WVU-Kansas football game on Sept. 20 marks the 339th national television game for WVU.
- All-time, the Mountaineers are 177-160-1 in nationally televised games.



COACHING STAFF ASSIGNMENTS

- Here's a breakdown of the WVU coaching staff assignments for the 2025 season:

Zac Alley (AHC-DL/LB/Field)
Travis Trickett (Senior Offensive Assistant/Press Box)
Jack Bicknell Jr. (OL/Field)
Jeff Casteel (Bandits/Field)
Logan Bradley (IR/Field)
Gabe Franklin (S/Field)
Ryan Garrett (WR/Field)
William Green (DL/Field)
Pat Kirkland (STC-Defensive Assistant/Field)
Michael Nysewander (TE/Field)
Larry Porter (RB/Field)
Rhett Rodriguez (QB/Press Box)
Rod West (CB/Field)
Derek Dressler (Assistant OL/Press Box)
Henry Weinreich (Nickels-Sams/Field)
Pat White (Assistant QB/Field)
Jake Casteel (Asst. Defensive Coach/Press Box)
Ryan Nehlen (Asst. WR/Press Box)
Andrew Warwick (Asst. Defensive Coach/Press Box)

AGAINST THE BIG 12

- West Virginia is 79-51-1 all-time against current members of the Big 12 Conference. 1-0 against Arizona; 1-1 vs. Arizona State; 8-5 against Baylor; 2-0 vs. BYU; 18-3-1 against Cincinnati; 1-1 vs. Colorado; 0-1 against Houston; 6-6 against Iowa State; 11-2 vs. Kansas; 6-8 against Kansas State; 6-10 vs. Oklahoma State; 8-5 vs. TCU; 7-7 vs. Texas Tech, 4-0 against UCF and 0-2 vs. Utah.

30 IS ENOUGH

- Since 1980, West Virginia is 220-31-1 when scoring 30 or more points in a game. During the 1990s, West Virginia was 43-4 when scoring 30 or more points in a contest and was 40-2-1 in the '80s when reaching that mark. WVU is 139-26 since 2000 when scoring 30 points or more in a contest.

SCORING 40 OR MORE POINTS

- Since 2000, the Mountaineers are 72-7 when hitting the 40-point plateau. WVU is 202-7 all-time when scoring 40 or more points in a game.



2025 Big 12 Standings

	Big 12	Pct.	Overall	Pct.
Houston	1-0	1.000	3-0	1.000
Iowa State	1-0	1.000	3-0	1.000
UCF	0-0	.000	2-0	1.000
TCU	0-0	.000	1-0	1.000
Utah	0-0	.000	2-0	1.000
Arizona	0-0	.000	3-0	1.000
Texas Tech	0-0	.000	2-0	1.000
BYU	0-0	.000	2-0	1.000
Kansas	0-0	.000	2-1	.667
Arizona State	0-0	.000	1-1	.500
Baylor	0-0	.000	1-1	.500
Cincinnati	0-0	.000	1-1	.500
Oklahoma State	0-0	.000	1-1	.500
West Virginia	0-0	.000	1-1	.500
Colorado	0-1	.000	1-2	.333
Kansas State	0-1	.000	1-3	.250

FOR STARTERS

- In 2025, 45 Mountaineer players have at least one game of starting experience.
- Tops on the list are Jordan Walker (S/33), Kekoura Tarnue (S/31), Jarod Bowie (WR/29), Jason Chambers Jr. (S/28), Braden Siders (BAN/27), Chase Wilson (LB/26), Darrian Lewis (S/22), Jordan Scruggs (CB/20), Justin Smith-Brown (WR/20) and Jeff Weimer (WR/20).

OVERTIME GAMES

- The 31-24, overtime win over Pitt in 2025 marked the 17th and the latest overtime game in West Virginia history. The Mountaineers own an 8-9 record in overtime games.
- West Virginia played its first overtime game against Pitt in 1997, dropping a three-overtime thriller, 41-38.

Overtime Games

Sept. 13, 2025	WVU 31, Pitt 24, OT
Sept. 10, 2022	Kansas 55, WVU 42, OT
Oct. 3, 2020	WVU 27, Baylor 21, 2OT
Oct. 10, 2015	Oklahoma State 33, WVU 26, OT
Nov. 30, 2013	Iowa State 52, WVU 44, 3OT
Nov. 9, 2013	Texas 47, WVU 40, OT
Nov. 2, 2013	WVU 30, TCU 27, OT
Nov. 3, 2012	TCU 39, WVU 38, 2OT
Oct. 29, 2010	UConn 16, WVU 13, OT
Sept. 10, 2010	WVU 24, Marshall 21, OT
Nov. 8, 2008	Cincinnati 26, WVU 23, OT
Sept. 18, 2008	Colorado 17, WVU 14, OT
Dec. 2, 2006	WVU 41, Rutgers 39, 3OT
Oct. 15, 2005	WVU 46, Louisville 44, 3OT
Sept. 18, 2004	WVU 19, Maryland 16, OT
Nov. 11, 2000	WVU 31, Rutgers 24, 2OT
Nov. 28, 1997	Pitt 41, WVU 38, 3OT

AGAINST RANKED TEAMS

- Beginning with a 27-0 loss to Fordham on Oct. 18, 1941, West Virginia has played 175 games against nationally ranked teams. Of those, 51 have been Mountaineer victories.
- Since 1999, WVU has posted 27 victories over ranked teams.

Weekly Media Planner (Monday, Sept. 8 - Sunday, Sept. 14)

Mon (15)

FB Rich Rodriguez
Radio Show, Kegler's, 6 p.m.

Tue (16)

WVU FB Media Conference
Puskar Team Room
Rich Rodriguez
Media Conference
12:05 p.m. - 12:35 p.m.
Zac Alley Interview,
12:35 - 12:50 p.m.
Player Interviews
12:50 p.m. - 1:30 p.m.

Wed (17)

Thu (18)

VB vs. Florida A&M
JU Invite
Jacksonville, Fla.
3:30 p.m.

WSOC at UCF
Orlando, Fla.
ESPN+, 7 p.m.

Fri (19)

TEN at Bedford Cup
College Park, Md.

VB at Jacksonville
JU Invite
Jacksonville, Fla.
6 p.m.

MSOC vs. James Madison
Morgantown, W.Va.
ESPN+, 7 p.m.

Sat (20)

FB at Kansas
Lawrence, Kan.
FS1, 6 p.m.

TEN at Bedford Cup
College Park, Md.

VB vs. Jacksonville State
JU Invite
Jacksonville, Fla.
1 p.m.

Sun (21)

TEN at Bedford Cup
College Park, Md.

COMPARING THE TWO IN CONFERENCE

	WVU (Big 12)	KANSAS (Big 12)
Scoring Offense	13 (28.7)	9 (36.0)
Scoring Defense	9 (14.7)	11 (18.7)
Rushing Offense	6 (213.0)	11 (174.3)
Rushing Defense	6 (93.7)	10 (117.0)
Passing Offense	9 (223.3)	6 (248.3)
Total Offense	9 (436.3)	10 (422.7)
Passes Had Intercepted	15 (3)	9 (2)
Pass Defense	12 (206.7)	11 (201.0)
Total Defense	9 (300.3)	10 (318.0)
Kickoff Returns	8 (21.50)	12 (20.00)
Punt Returns	8 (9.13)	9 (7.55)
Net Punting	10 (39.18)	2 (45.70)
Passing Efficiency	12 (134.80)	4 (175.33)
Turnover Margin	14 (-0.33)	10 (0.33)
Interceptions	3 (4)	9 (2)
Pass Eff. Defense	8 (111.74)	14 (137.33)
First Downs	6 (67)	6 (67)
First Down Defense	9 (47)	9 (47)
Third Down Conv.	15 (29.3)	14 (30.0)
Opponent Third Down	6 (26.1)	13 (39.6)
Fourth Down Conv.	13 (50.0)	9 (71.4)
Opponent Fourth Down	4 (40.0)	13 (75.0)
Sacks By	1 (4.33)	3 (3.33)
Sacks Against	15 (2.67)	6 (1.00)
Tackles for Loss	7 (7.3)	2 (8.7)
Tackles for Loss Allowed	14 (6.00)	5 (3.33)
Penalties	13 (23)	11 (17)
Possession Time	14 (26:05)	9 (28:38)
Punt Return Defense	9 (5.80)	8 (3.20)
Kickoff Return Defense	2 (11.86)	5 (16.33)
Turnovers Gained	2 (6)	10 (4)
Fumbles Gained	4 (2)	4 (2)
Red Zone Offense	1 (1.000)	15 (76.5)
Red Zone Defense	7 (80.0)	11 (1.000)

WVU VS. 2025 SLATE

- West Virginia owns a 88-88-3 record against its 2025 opponents. The Mountaineers have winning records over Robert Morris, Ohio, Kansas, BYU, UCF and TCU and a .500 record against Colorado, Arizona State and Texas Tech.

2025 Opponent	Series Record
Robert Morris	1-0
Ohio	13-5
Pitt	42-63-3
Kansas	10-2
Utah	0-2
BYU	2-0
UCF	4-0
TCU	8-5
Houston	0-1
Colorado	1-1
Arizona State	1-1
Texas Tech	7-7

WVU'S RECORD WHEN WEARING ... (SINCE 2001)

Blue Jersey - Gold Pants: 34-18
 Blue Jersey - White Pants: 11-7
 Blue Jersey - Blue Pants: 33-14
 White Jersey - Gold Pants: 17-17
 White Jersey - White Pants: 25-24
 White Jersey - Blue Pants: 26-15
 White Jersey - Gray Pants: 0-1
 Gold Jersey - Blue Pants: 17-4
 Gold Jersey - Gold Pants: 10-3
 Gold Jersey - White Pants: 4-1
 Gold Jersey - Gray Pants: 0-1
 Black Jersey - Black Pants: 0-1
 Gray Jersey - Gray Pants: 4-1
 Gray Jersey - Blue Pants: 1-0



DEVIN GRANT

CLAY ASH

300 or More Yards Passing (since 2012)

656	Baylor (2012)	70-63/W
539	Oklahoma (2018)	59-56/L
532	Arizona State (2015)	43-42/W
511	Maryland (2014)	40-37/W
498	Texas Tech (2019)	17-38/L
448	James Madison (2012)	42-12/W
429	vs. Tennessee (2018)	40-14/W
407	Kansas (2012)	59-10/W
403	East Carolina (2017)	56-20/W
401	Oklahoma State (2012)	55-34/L
391	Houston (2023)	41-39/L
389	Youngstown State (2016)	38-21/W
376	Oklahoma (2014)	45-33/L
375	at Baylor (2017)	38-36/W
372	at Kansas State (2017)	28-23/W
371	TCU (2018)	47-10/W
	vs. Virginia Tech (2017)	31-24/L
370	Iowa State (2021)	38-31/W
370	at Texas Tech (2018)	42-34/W
367	Texas (2019)	42-31/L
366	at TCU (2017)	31-24/L
365	vs. Alabama (2014)	33-23/L
364	at Oklahoma State (2018)	45-41/L
359	Georgia Southern (2015)	44-0/W
	Georgia State (2013)	41-7/W
356	Kansas State (2018)	35-6/W
	Iowa State (2013)	52-44/L
355	Kansas (2022)	42-55/L
	Towson (2014)	54-0/W
353	Baylor (2018)	58-14/W
352	Texas Tech (2017)	46-35/W
347	at Texas Tech (2020)	34-27/L
347	at Kansas (2017)	56-34/W
346	at Texas (2018)	42-41/W
	vs. Texas A&M (2014)	45-37/L
344	LIU (2021)	66-0/W
341	at Iowa State (2016)	49-19/W
338	Maryland (2012)	31-21/W
334	Delaware State (2017)	59-16/W
332	PSU (2023)	38-15/L
	Kansas (2018)	38-22/W
	Youngstown State (2018)	52-17/W
	vs. BYU (2016)	35-32/W
330	Texas Tech (2021)	23-20/L
324	Marshall (2012)	69-34/W
322	Baylor (2014)	41-27/W
320	Oklahoma State (2013)	30-21/W
	Oklahoma (2012)	50-49/L
318	Kansas (2020)	38-17/W
317	Texas (2020)	17-13/L
315	Duquesne (2023)	56-17/W
308	Towson (2022)	65-7/W
301	Texas (2021)	31-23/W
301	Kansas State (2020)	37-10/W

AVERAGE PER DOWN

- Here's a breakdown of how the 2025 West Virginia offense has operated on first, second, third and fourth down:
- On first down, the Mountaineers have run 99 plays and gained 614 yards for a 6.2 average. On second down, the Mountaineers have run 76 plays for 507 yards and a 6.6 average. On third down, the Mountaineers have run 41 plays for 193 yards and a 4.7 average gain. West Virginia has run six plays on fourth down for minus five yards and a -.833 average.
- WVU's touchdowns have come six times on first down (5 rush/1 pass), three times on second down (2 rush/1 pass), two times on third down (2 rush/0 pass) and zero times on fourth down (0 rush/0 pass).

OFFENSIVE ANALYSIS

- Breaking down the West Virginia offensive numbers for the 2025 season shows that the Mountaineers have run 222 plays, 139 on the ground and 83 through the air.
- The rushing game has totaled 639 yards, an average of 4.6 yards per carry and nine touchdowns. The passing attack has totaled 670 yards, two touchdowns and an average of 12.2 yards per completion.
- Combine the two and the Mountaineers have turned in 1,309 yards of total offense, 11 touchdowns, an average of 5.9 yards per play and an average of 28.7 points per game.
- Deeper analysis shows that the Mountaineer offense has gained 36 first downs by the run and 24 via the pass. On average, West Virginia has totaled 213.0 yards per game on the ground, 223.3 yards per game passing and 436.3 yards per game of total offense.

20 OF THE LAST 23 YEARS

- With WVU playing in the Scooter's Coffee Friso Bowl in December 2024, the Mountaineers made their 20th bowl appearance in the last 23 years, missing only the 2013, 2019 and 2022 seasons.
- The Mountaineers are one of 13 Power Four schools to accomplish that feat: Georgia (23), Oklahoma (23), Clemson (22), LSU (22), Ohio State (22), Wisconsin (22), Alabama (21), Oklahoma State (21), Oregon (21), Florida (20), Virginia Tech (20), Iowa (20) and West Virginia (20).



West Virginia Bests

Rushing Yards.....	569 vs. Washington & Lee 1923
Passing Yards.....	656 vs. Baylor 2012
Total Yards.....	807 vs. Baylor 2012
Total First Downs.....	37 vs. Maryland 2015
Low Rushing Yards All.....	30 vs. Florida 1981
Low Passing Yards All.....	0 vs. Pitt 1981
Low Total Yards Allowed.....	14 vs. Maryland 1919
Fewest First Downs All.....	0 vs. Maryland 1919
Longest TD run.....	96 vs. N. Illinois 1986
Longest Non-TD Run.....	79 vs. Louisville 2008, Baylor 2018
Longest TD Reception.....	96 vs. Penn State 1973
Longest Non-TD Reception.....	84 vs. Miami 2003
Points (Game).....	92 vs. Marshall 1916
Victory Margin.....	89 vs. Geneva 1951

West Virginia Bests - 2020 Decade

Rushing Yards.....	424 vs. Cincinnati '23
Passing Yards.....	391 vs. Houston '23
Total Yards.....	634 vs. Cincinnati '23
Total First Downs.....	32 vs. Towson '22, Va. Tech '22
First Downs Rushing.....	23 vs. Cincinnati '23
First Downs Passing.....	19 vs. Kansas '22
Low Rushing Yards All.....	3 vs. Duquesne '23
Low Passing Yards All.....	57 vs. Army '20
Low Total Yards Allowed.....	95 vs. LIU '21
Fewest First Downs All.....	7 vs. KU '20
Fewest 1st Downs Rushing All.....	1 vs. VT '22, Duq '23
Fewest 1st Downs Passing All.....	2 vs. Army '20, LIU '21
Longest TD run.....	87 vs. KU '20
Longest Non-TD Run.....	67 vs. TCU '21
Longest TD Reception.....	75 vs. Cincinnati '23
Longest Non-TD Reception.....	58 vs. KSU '20
Points (Game).....	66 vs. LIU '21
Points (Half).....	45 vs. Towson '22 (First)
Points (Qtr).....	28 vs. ECU '20 (Second), Duq '23 (Second)
Victory Margin.....	66 vs. LIU '21

West Virginia Bests - Rodriguez Since 2025

Rushing Yards.....	393 vs. RMU '25
Passing Yards.....	232 vs. RMU '25
Total Yards.....	625 vs. RMU '25
Total First Downs.....	28 vs. PITT '25
First Downs Rushing.....	17 vs. RMU '25
First Downs Passing.....	10 vs. PITT '25
Low Rushing Yards All.....	46 vs. PITT '25
Low Passing Yards All.....	70 vs. RMU '25
Low Total Yards Allowed.....	123 vs. RMU '25
Fewest First Downs All.....	8 vs. RMU '25
Fewest 1st Downs Rushing All.....	2 vs. RMU '25
Fewest 1st Downs Passing All.....	5 vs. RMU '25
Longest TD run.....	59 vs. RMU '25
Longest Non-TD Run.....	27 vs. PITT '25
Longest TD Reception.....	46 vs. RMU '25
Longest Non-TD Reception.....	54 vs. PITT '25
Points (Game).....	45 vs. RMU '25
Points (Half).....	35 vs. RMU '25 (Second)
Points (Qtr).....	21 vs. RMU '25 (Fourth)
Victory Margin.....	42 vs. RMU '25

Pronunciation Guide

FIRST NAMES

Asani (Redwood).....	Ah-sahn-E
Andres (Hunter).....	On-Dray-Us
Chamaryus (Bomar).....	Cuh-Marr-ius
Cyncir (Bowers).....	Sincere
Darrian (Lewis).....	Dare-E-N
Diore (Hubbard).....	Dee-or
Jahiem (White).....	juh-heem
Jarel (Williams).....	juh-rell
Jarod (Bowie).....	Ger-odd
Kannon (Katzner).....	cannon
Kekoura (Tarnue).....	keh-core-rah
Khalil (Wilkins).....	kah-lil
Malik (Ogbo).....	muh-leak
Mikel (Clay).....	Mike - L
Oluwaseyi (Omotosho).....	Olew-ah-shay
Oran (Singleton).....	Uh-ran
Ty'Kieast (Crawford).....	ty-Keest
Zae (Jennings).....	zay


LAST NAMES

Agbo (Malik).....	Ag-bo
Aisosa (Josh).....	Eye-Sosa
Barrick (Jacob).....	Bare-ick
Bausley (Xavier).....	Boz-lee
Bogle (Ben).....	Bo-gul
Bowie (Jarod).....	Boo-we
Braham (Noah).....	bram
Carrico (Reid).....	care-eh-coe
Fileppo (Chris).....	Phil-ep-Oh
Fogle (Griffin).....	Foe-Gull
Genross (Greg).....	Jen-Ross
Goins (Quintin).....	go-ens
Hastie (Mike).....	Hay-stee
Homady (Brandon).....	Hom-uh-dee
Kocan (RJ).....	ko-shan
Kovalesky (Raymond).....	cove-uh-less-kee
Krahe (Nick).....	cray
Makan'ole (Kimo).....	muh-kahn-E-olay
Marchiol (Nikko).....	Mark-E-ole
Nuhi-Yandall (Caleb).....	New-he-Yandle
Omotosho (Oluwaseyi).....	Omuh-tush-uh
Tarnue (Kekoura).....	tar-new
Telemaque (Wilnerson).....	Tell-uh-mack
Tomczyk (Adam).....	tom-check
Traugh (Cyrus).....	Tr-How
Vaughn (Cam).....	Von
Vesterinen (Edward).....	vest-ur-en-in
Zuliani (Carter).....	Zule-E-ahni

Scoring 20 or more in a quarter

- In 2025, West Virginia scored 21 points in the fourth quarter vs. Robert Morris (8/30), marking the fifth year in a row that WVU has scored 20 or more points in a quarter.
- WVU scored 20 or more points in two quarters against Towson in 2022, LIU in 2021 and in back-to-back games against East Carolina and Delaware State in 2017. WVU added a third consecutive game with 20 or more points in two quarters at Kansas the following weekend.
- WVU has scored 20 or more points in a quarter 78 times since 2000 and has done it in two quarters of a game 13 different times.

Game	Year	Points	Quarter
Robert Morris	2025	21	4th
Oklahoma State	2024	21	2nd
Baylor	2023	20	2nd
Cincinnati	2023	21	2nd
Houston	2023	22	4th
Duquesne	2023	28	2nd
Towson	2022	24	2nd
Towson	2022	21	1st
LIU	2021	21	3rd
LIU	2021	21	1st
Kansas State	2020	21	2nd
Eastern Kentucky	2020	28	2nd
Oklahoma	2018	21	3rd
TCU	2018	24	2nd
Baylor	2018	31	2nd
Texas Tech	2018	28	1st
Youngstown State	2018	21	3rd
Tennessee	2018	20	3rd
Kansas State	2017	21	2nd
Baylor	2017	21	3rd
Texas Tech	2017	22	4th
Kansas	2017	21	4th
Kansas	2017	28	2nd
Delaware State	2017	21	2nd
Delaware State	2017	24	1st
East Carolina	2017	28	2nd
East Carolina	2017	21	1st
Kansas	2016	21	2nd
Texas Tech	2016	21	4th
Kansas	2015	28	1st
Maryland	2015	21	1st
Texas A&M	2014	20	1st
Iowa State	2014	20	2nd
Towson	2014	21	2nd
Baylor	2013	21	4th
Georgia State	2013	21	4th
Kansas	2012	21	2nd
TCU	2012	21	2nd
Baylor	2012	21	3rd
Baylor	2012	21	2nd
James Madison	2012	21	1st
Marshall	2012	21	3rd
Marshall	2012	21	2nd
vs. Clemson	2011	35	2nd
Connecticut	2011	23	3rd
Bowling Green	2011	21	2nd
Norfolk State	2011	28	3rd
UNLV	2010	21	1st
Auburn	2009	21	1st
North Carolina	2008	21	1st
Louisville	2008	21	3rd
UConn	2008	21	3rd
UConn	2007	21	4th
UConn	2007	21	3rd
Miss. State	2007	28	1st
at Marshall	2007	21	3rd
at Marshall	2007	21	4th
W. Michigan	2007	21	3rd
vs. Ga. Tech	2006	21	3rd
Cincinnati	2006	21	2nd
Cincinnati	2006	21	3rd
Syracuse	2006	21	3rd
at Miss. State	2006	21	4th
Maryland	2006	21	1st
vs. Georgia	2005	21	1st
Pitt	2005	21	4th
UConn	2005	21	2nd
at Maryland	2005	24	4th
James Madison	2004	21	2nd
East Carolina	2004	28	2nd
Temple	2003	21	1st
at East Carolina	2003	20	2nd
at East Carolina	2003	21	3rd
at Temple	2002	21	1st
UT-Chattanooga	2002	21	2nd
UT-Chattanooga	2002	21	4th
Rutgers	2001	28	1st



MOUNTAINEER TOP RUSHING MARKS

1. 569	Washington & Lee	November 10, 1923
2. 536	East Carolina	September 28, 2002
3. 517	Connecticut	November 24, 2007
4. 478	East Carolina	September 4, 2004
5. 457	Syracuse	October 14, 2006
6. 458	Oklahoma	November 17, 2012
7. 451	Pitt	November 24, 2005
8. 446	Syracuse	October 30, 1993
446	Rutgers	November 3, 2001
10. 437	Pitt	November 16, 2006
11. 427	Cincinnati	October 17, 1987
12. 426	Kansas	November 21, 2015
13. 424	Cincinnati	November 18, 2023
14. 397	East Carolina	September 22, 2007
15. 394	Eastern Washington	September 9, 2006
16. 393	Robert Morris	August 30, 2025
17. 389	Oklahoma State	October 5, 2024
18. 382	Georgia	January 2, 2006
19. 379	East Carolina	November 7, 1992
20. 378	Pitt	September 29, 1990

MOUNTAINEER TOP PASSING MARKS

1. 656	Baylor	September 29, 2012
2. 539	Oklahoma	November 23, 2018
3. 532	Arizona State	January 2, 2016
4. 511	Maryland	September 13, 2014
5. 498	Texas Tech	November 9, 2019
6. 469	UConn	October 8, 2011
7. 463	LSU	September 24, 2011
8. 452	Missouri	December 26, 1998
9. 448	James Madison	September 15, 2012
10. 431	Norfolk State	September 10, 2011
11. 429	Tennessee	September 1, 2018
12. 416	Pitt	September 28, 1968
13. 410	Louisville	November 5, 2011
14. 409	Pitt	November 27, 1998
15. 407	Kansas	December 1, 2012
407	Clemson	January 4, 2012
17. 403	East Carolina	September 9, 2017
18. 401	Oklahoma State	November 10, 2012
19. 396	Baylor	October 25, 2018
396	Pitt	October 15, 1994
21. 391	Houston	October 12, 2023
22. 390	Purdue	September 2, 1995
23. 389	Youngstown State	September 10, 2016
24. 388	Maryland	September 17, 2011
25. 380	Miami	October 24, 1998
26. 376	Oklahoma	September 20, 2014
27. 372	Cincinnati	November 12, 2011
28. 371	TCU	November 10, 2018
371	Rutgers	November 9, 1996
371	Virginia Tech	September 3, 2017

MOUNTAINEER TOP TOTAL OFFENSE

1. 807	Baylor	September 29, 2012
2. 778	Oklahoma	November 17, 2012
3. 704	Oklahoma	November 23, 2018
4. 694	Maryland	September 13, 2014
5. 676	Arizona State	January 2, 2016
6. 674	Washington & Lee	November 10, 1923
7. 655	Marshall	September 1, 2012
8. 654	Syracuse	October 30, 1993
9. 650	Texas Tech	October 15, 2016
10. 647	Kansas	December 1, 2012
11. 643	Bowling Green	October 1, 2011
12. 641	Pitt	October 2, 1965
641	Pitt	November 16, 2006
14. 635	Kansas	September 23, 2017
15. 634	Cincinnati	November 18, 2023
16. 630	Kansas	November 21, 2015
17. 627	Rutgers	November 3, 2001
18. 625	Robert Morris	August 30, 2025
625	Youngstown State	September 8, 2018
20. 624	Towson	September 17, 2022
624	Eastern Kentucky	September 12, 2020
624	Youngstown State	September 10, 2016
624	Connecticut	November 24, 2007
24. 623	Pitt	November 27, 1999
25. 621	East Carolina	September 4, 2004

OVER THE LAST 11 YEARS

- Over the last 11 years, West Virginia's defense is tied for No. 43 nationally in interceptions (115) among FBS schools and is tied for No. 30 among Power Four schools.
- In 2015, the Mountaineer defense finished with 23 interceptions, ranking No. 2 nationally. WVU also was No. 5 nationally in turnovers gained (31).
- WVU finished with 11 interceptions in 2016, 14 in 2017, 15 in 2018, eight in 2019, 11 in 2020, nine in 2021, four in 2022, 11 in 2023, five in 2024, and has four in 2025.

TAKEAWAYS

- Over the last 11 years, West Virginia has produced 183 takeaways.
- Clemson has the most during the 10-year period with 250, while Alabama has 240 and Iowa and Memphis have 230.

BIG 12 ALL-TIME VICTORY LEADERS

Team	Games	Record	Pct.
1. West Virginia	1,368	789-534-45	.594
2. Colorado	1,306	724-546-36	.568
3. Utah	1,221	714-476-31	.597
4. TCU	1,317	687-574-56	.542
5. Cincinnati	1,320	664-609-50	.521
6. Arizona State	1,089	639-425-24	.598
7. Oklahoma State	1,259	638-573-48	.526
8. Arizona	1,168	636-499-33	.558
9. Baylor	1,254	620-594-40	.510
10. BYU	1,087	618-443-26	.580
11. Kansas	1,345	608-680-58	.474
12. Texas Tech	1,113	600-481-32	.553
13. Kansas State	1,286	571-674-41	.461
14. Iowa State	1,294	570-678-46	.457
15. Houston	880	472-393-15	.544
16. UCF	347	200-147-0	.575

NCAA ALL-TIME VICTORY LEADERS

Team	Years	Games	Record	Pct.
1. Michigan	146	1,409	1,014-359-36	.733
2. Ohio State	136	1,367	981-333-53	.737
3. Alabama	132	1,360	975-342-43	.732
4. Texas	133	1,391	962-396-33	.703
5. Notre Dame	136	1,342	960-340-42	.732
6. Oklahoma	131	1,353	953-347-53	.724
7. Penn State	139	1,398	944-413-41	.689
8. Nebraska	136	1,397	928-429-40	.678
9. Georgia	132	1,380	894-432-54	.667
10. Tennessee	129	1,358	887-418-53	.673
11. USC	132	1,311	884-373-54	.694
12. LSU	132	1,338	854-437-47	.655
13. Clemson	130	1,331	808-478-45	.624
14. Auburn	133	1,332	807-478-47	.623
15. West Virginia	132	1,368	789-534-45	.594
Texas A&M	131	1,345	789-508-48	.604
17. Washington	136	1,305	783-472-50	.619
18. Virginia Tech	132	1,338	778-515-46	.600
19. Pitt	136	1,378	769-567-42	.573
20. Florida	119	1,258	767-451-40	.627

NFL MOUNTAINEERS



As of Sept. 3, there are 15 former Mountaineers on NFL rosters and practice squads, playing for 13 different teams.

David Sills V – Atlanta Falcons
Dante Stills – Arizona Cardinals
Rex Sunahara – Cleveland Browns
Will Grier – Dallas Cowboys
Austin Brinkman – Houston Texans
Wyatt Milum – Jacksonville Jaguars
Geno Smith – Las Vegas Raiders
Yodny Cajuste – Miami Dolphins
Rasul Douglas – Miami Dolphins
Bryce Ford-Wheaton – New York Giants
Beanie Bishop Jr. – Pittsburgh Steelers
Zach Frazier – Pittsburgh Steelers
Colton McKivitz – San Francisco 49ers
Garrett Greene – Tampa Bay Buccaneers
Kyzir White – Tennessee Titans



DEFENSIVE/SPECIAL TEAMS TOUCHDOWNS SINCE 2000

2024

Tyrin Bradley Jr. 14 fumble return at Cincinnati
Anthony Wilson Jr. 79 interception return at Cincinnati
Leighton Bechdel 14 yard fake field goal rush at Arizona

2023

Beanie Bishop Jr. 78 punt return vs. North Carolina

2022

Malachi Ruffin 43 interception return vs. Kansas State
Jasir Cox 65 fumble return vs. Baylor
Jacolby Spells 28 interception return at Virginia Tech

2021

Winston Wright Jr. 90 kickoff return vs. LIU

2020

Dylan Tonkery 18 interception return vs. Kansas State

2019

Winston Wright Jr. 95 kickoff return at Baylor
Tykee Smith 19 interception return vs. Iowa State

2018

Derrek Pitts Jr. 72 blocked field goal return at Iowa State
Keith Washington Jr. 51 interception return at Texas Tech

2017

Kenny Robinson 94 interception return vs. Texas
Kenny Robinson 39 interception return vs. Oklahoma State
Marvin Gross Jr. 0 return (blocked punt) vs. Oklahoma State
Mike Daniels Jr. 25 interception return at Kansas

2016

Rasul Douglas 54 interception return vs. BYU

2015

Terrell Chestnut 32 interception return at Kansas
Jared Barber 42 fumble return vs. Texas
Shelton Gibson 100 kickoff return at Baylor

2014

KJ Dillon 35 interception return vs. Texas A&M
Terrell Chestnut 35 fumble recovery vs. TCU
Dravon Henry 52 interception return at Oklahoma State
Mario Alford 94 kickoff return vs. Kansas
Mario Alford 100 kickoff return vs. Alabama

2013

Karl Joseph 38 fumble return vs. Iowa State
Karl Joseph 0 fumble recovery on punt return at Baylor
Darwin Cook 32 interception return at Baylor
Ishmael Banks 58 interception return vs. Oklahoma State

2012

Tavon Austin 76 punt return vs. TCU
Tavon Austin 100 kickoff return vs. Kansas State
Doug Rigg 51 fumble return vs. Maryland
Isaiah Bruce 43 fumble return vs. Marshall

2011

Darwin Cook 99 fumble return vs. Clemson
Pat Miller 52 interception return at USF
Tavon Austin 90 kickoff return at USF
Julian Miller 0 fumble recovery at Cincinnati
Terence Garvin 37 interception return at Maryland
Tavon Austin 100 kickoff return vs. Marshall

2009

Sidney Glover 24 interception return at Rutgers
Tavon Austin 98 kickoff return vs. UConn

2008

Mortty Ivy 29 interception return vs. Villanova

2007

Reed Williams 0 fumble recovery vs. UConn
Eric Wicks 44 fumble return vs. Louisville
Keilen Dykes 19 interception return vs. Syracuse

2006

Vaughn Rivers 50 punt return vs. Mississippi State
Darius Reynaud 96 kickoff return vs. Maryland

2005

Jamille Addae 40 interception return vs. Pitt
Thandi Smith 1 punt return vs. Rutgers
Antonio Lewis 77 punt return vs. East Carolina
Eric Wicks 31 interception return vs. Syracuse

2004

Mike Lorello 21 interception return vs. Connecticut
Eric Wicks 34 interception return vs. Virginia Tech
Adam Lehnortt 21 fumble return vs. James Madison
Adam Jones 76 punt return vs. East Carolina

2003

Lance Frazier 64 punt return vs. Temple
Adam Jones 47 fumble return vs. Temple
Adam Jones 49 interception return vs. Boston College
Adam Jones 87 kickoff return vs. Boston College
Joe Hunter 0 blocked punt return vs. UCF

2002

Arthur Harrison 0 fumble recovery vs. East Carolina
Angel Estrada 43 interception return vs. Rutgers

2001

Shawn Terry 100 kickoff return vs. Maryland
Shawn Hackett 10 fumble return vs. Rutgers
Shawn Hackett 50 interception return vs. Rutgers

2000

Grant Wiley 22 interception return vs. Boston College
Shawn Hackett 41 interception return vs. Boston College
Grant Wiley 15 interception return vs. Idaho
Ben Meighan 36 fumble return vs. Virginia Tech
Shawn Terry 100 kickoff return vs. Syracuse
Richard Bryant 49 interception return vs. Rutgers
Jason Davis 0 fumble return vs. East Carolina
Shawn Terry 89 kickoff return vs. Pitt
Lance Frazier 32 interception return vs. Pitt
Shawn Terry 99 kickoff return vs. Ole Miss

2025 Home and Away

Rushing		Att-Yds-Avg-TD	Avg/Gm
Home (2-0)	111-567-5.1-8	283.5
Away (0-1)	28-72-2.6-1	72.0
Passing		Comp-Att-Yds-Avg-TD-Int	Avg/Gm
Home (2-0)	40-55-492-12.3-2-2	246.0
Away (0-1)	15-28-178-11.9-0-1	178.0
Total Offense		Rush-Pass-Total-Avg-TD	Avg/Gm
Home (2-0)	567-492-1,059-6.4-10	529.5
Away (0-1)	72-178-250-4.5-1	250.0
Rush Defense		Att-Yds-Avg-TD	Avg/Gm
Home (2-0)	71-99-1.4-1	49.5
Away (0-1)	48-182-3.8-1	182.0
Pass Defense		Comp-Att-Yds-Avg-TD-Int	Avg/Gm
Home (2-0)	29-60-373-12.9-1-1	186.5
Away (0-1)	22-31-247-11.2-1-3	247.0
Total Defense		Rush-Pass-Total-Avg-TD	Avg/Gm
Home (2-0)	99-373-472-3.6-2	236.0
Away (0-1)	182-247-429-5.4-2	429.0

TOP GAME PERFORMANCES ...

West Virginia

100-Yard Rushers

Date	Opponent	Player	Att.	Yards	Avg.	TD	Long
9/13	Pitt	Edwards	25	141	5.6	3	27

100-Yard Receivers

Date	Opponent	Player	Rec.	Yards	Avg.	TD	Long
8/30	RMU	Vaughn	7	126	18.0	1	46

300-Yard Passers

Date	Opponent	Player	Comp.	Att.	Yards	TD	Long
------	----------	--------	-------	------	-------	----	------

10+Tackles

Date	Opponent	Player	Solo	Assist	Total	TFL	Sacks
9/6	Ohio	Perry	6	4	10	2	1

Opponents

100-Yard Rushers

Date	Opponent	Player	Att.	Yards	Avg.	TD	Long
------	----------	--------	------	-------	------	----	------

100-Yard Receivers

Date	Opponent	Player	Rec.	Yards	Avg.	TD	Long
9/6	Ohio	Hendricks	8	121	15.1	1	38
9/13	Pitt	Williams	6	119	19.8	1	35

300-Yard Passers

Date	Opponent	Player	Comp.	Att.	Yards	TD	Long
9/13	Pitt	Holstein	22	37	303	1	68

10+Tackles

Date	Opponent	Player	Solo	Assist	Total	TFL	Sacks
8/30	RMU	McDonnell	9	3	12	0	0
9/13	Pitt	Brookins	7	7	14	0	0
9/13	Pitt	Biles	3	11	14	1	0

Special Teams Tackles

Player	Total	UA/A	KO	P	RMU	OHIO	PITT	KU	UTAH	BYU	UCF	TCU	UH	COL	ASU	TTU
Keyshawn Robinson	3	3/0	1	2	1/0	0/0	2/0	0/0	0/0	0/0	0/0	0/0	0/0	0/0	0/0	0/0
Justin Harrington	2	2/0	2	0	1/0	0/0	1/0	0/0	0/0	0/0	0/0	0/0	0/0	0/0	0/0	0/0
Curtis Jones Jr.	2	2/0	1	1	0/0	1/0	1/0	0/0	0/0	0/0	0/0	0/0	0/0	0/0	0/0	0/0
Ben Bogle	1	0/1	1	0	0/0	0/1	0/0	0/0	0/0	0/0	0/0	0/0	0/0	0/0	0/0	0/0
Jarod Bowie	1	1/0	1	0	0/0	0/0	1/0	0/0	0/0	0/0	0/0	0/0	0/0	0/0	0/0	0/0
Zae Jennings	1	1/0	1	0	1/0	0/0	0/0	0/0	0/0	0/0	0/0	0/0	0/0	0/0	0/0	0/0
Jordan Scruggs	1	1/0	0	1	0/0	0/0	0/0	0/0	0/0	0/0	0/0	0/0	0/0	0/0	0/0	0/0
Nick Taylor	1	0/1	1	0	0/0	0/1	0/0	0/0	0/0	0/0	0/0	0/0	0/0	0/0	0/0	0/0



2025 OFFENSIVE GAME-BY-GAME STARTERS

Game	WR (X)	WR (Z)	IR/TE (Y)	TE/FB	LT	LG	C	RG	RT	IR/RB/TE	RB	QB
Robert Morris	Vaughn	Bray	Gallagher	Barnes	Krahe	Young Bear	Livingston	Makane'ole	Crawford	--	White	Marchiol
at Ohio	Vaughn	Bray	Gallagher	Barnes	Krahe	Young Bear	Livingston	Makane'ole	Crawford	--	White	Marchiol
Pitt	Vaughn	Fox	Gallagher	Barnes	Krahe	Young Bear	Livingston	Makane'ole	Crawford	--	Ash	Marchiol
at Kansas												
Utah												
at BYU												
at UCF												
TCU												
at Houston												
Colorado												
at Arizona State												
Texas Tech												

2025 DEFENSIVE GAME-BY-GAME STARTERS

Game	BAN	DE	DT	NG	WLB	MLB	LCB	FS	BS	N/S	RCB
Robert Morris	Siders	Grant	Vesterinen	Russell	Wilson	Carrico	Coats	Boyce	Lewis	Perry	Chambers
at Ohio	Siders	Grant	Vesterinen	Russell	Wilson	Carrico	Coats	Tarnue	Lewis	Perry	Chambers
Pitt	Jones	Siders	Kelly	Vesterinen	Cutter	Carrico	Coats	Tarnue	Lewis	Perry	Chambers
at Kansas											
Utah											
at BYU											
at UCF											
TCU											
at Houston											
Colorado											
at Arizona State											
Texas Tech											

WEST VIRGINIA DEPTH CHART

CAREER GAMES PLAYED/STARTED

	GP/GS	2025	2024	2023	2022	2021
Jordan Walker, r-Sr, S	46/33	2/0	12/12	12/12	10/8	4/0
+ Chase Wilson, r-Sr, LB	44/27	2/2	13/13	12/12	12/0	3/0
Preston Fox, r-Sr, WR	44/13	3/1	13/7	12/5	12/0	4/0
+ Ty Kieast Crawford, r-Sr, OL	42/12	3/3	1/0	9/4	10/2	13/0
John Lewis, r-Sr, LB	41/3	1/0	12/0	12/3	12/0	4/0
Oliver Straw, Sr, P	40	3/0	13/13	13/13	11/11	--
Eddie Kelly Jr., Sr, DL	40/10	3/1	13/0	13/5	11/4	--
Darrian Lewis, r-Sr, S	39/23	3/3	12/11	12/0	12/9	--
Fred Perry, Sr, N/S	39/15	3/3	12/12	13/11	11/0	--
Caden Biser, r-Sr, LB	38/1	2/0	12/0	13/1	11/0	--
Devin Grant, r-Sr, DL	38/15	3/2	14/13	8/0	10/0	3/0
Kade Hensley, r-Sr, K	38	3	13	9	13	0
Edward Vesterinen, Sr, DL	38/19	3/3	2/2	13/13	12/0	8/1
Derek Carter Jr., r-Sr, S	37/15	2/0	12/1	13/11	10/3	--
William Davis, r-Sr, N/S	37/20	1/0	14/10	12/10	10/0	--
Reid Carrico, r-Sr, LB	37/6	3/3	12/3	10/0	8/0	4/0
Jason Chambers, Sr, S	37/29	3/3	11/9	12/12	11/5	--
Braden Siders, r-Sr, BAN	36/28	3/3	7/7	12/5	13/13	--
Walter Young Bear, r-Sr, OL	36/16	3/3	11/11	12/2	10/0	--
Malik Agbo, r-Jr, OL	35/0	3/0	16/0	14/0	2/0	--
+ Jarod Bowie, r-Sr, WR	35/29	2/0	14/14	3/0	11/11	4/4
Jacob Barrick, r-Sr, TE	34/0	3/0	14/0	9/0	8/0	--
D. Golden-Nelson, r-Sr, CB	33/10	2/0	12/5	11/2	5/3	--
Jaden Bray, r-Sr, WR	32/14	2/2	5/1	10/7	3/0	12/4
Ben Bogle, r-Jr, LB	32/11	3/0	12/10	13/1	4/0	--
O. Omotosho, r-Sr, DL	31/0	1/0	9/0	7/0	11/0	3/0
Asani Redwood, r-Jr, DL	31/1	3/0	13/1	11/0	4/0	--
Justin Harrington, r-Sr, S	30/2	3/0	8/0	2/2	13/0	4/0
Hammond Russell, r-Sr, DL	30/2	3/2	13/0	12/0	2/0	--
Jarel Williams, r-Jr, WR	30/0	3/0	13/0	13/0	1/0	--
Grayson Barnes, Sr, TE	29/8	3/3	13/4	13/1	--	--
Ben Cutter, Jr, LB	29/9	3/1	13/0	13/7	--	--
Rodney Gallagher, Jr, WR	29/13	3/3	13/7	13/3	--	--
Jordan McCants, r-Jr, WR	29/13	1/0	13/13	12/0	3/0	--
Logan Ramper, Sr, WR	29/18	1/0	10/7	14/11	4/0	--
**Kekoura Tarnue, Sr, S	29/15	3/2	13/5	13/8	--	--
Jahiem White, Jr, RB	27/16	2/2	13/11	12/3	--	--
J. Smith-Brown, r-Sr, WR	28/20	3/0	12/12	9/8	4/0	--
Tye Edwards, r-Sr, DL	27/15	3/0	12/10	9/5	3/0	--
Donovan Haslem, r-Jr, OL	27/0	3/0	12/9	2/0	10/0	--
Michael Coates Jr., Sr, CB	26/16	3/3	13/13	10/0	--	--
+ Carson Lee, r-Sr, OL	26/16	3/0	11/10	10/6	--	2/0
Jordan Scruggs, r-Sr, CB	26/20	3/0	12/9	--	11/11	--
Oran Singleton Jr., Sr, WR	24/10	3/0	12/10	--	--	9/0
Jeff Weimer, r-Sr, WR	23/20	3/0	12/12	8/8	--	--
**Mickel Clay, Sr, OL	23/15	2/0	12/12	8/3	--	--
Nicco Marchiol, r-Jr, QB	23/6	3/3	8/2	9/1	3/0	--
Kimo Makane'ole, r-Sr, DL	22/3	3/3	10/0	4/0	5/0	--
Cam Vaughn, r-Sr, WR	20/11	3/3	14/8	3/0	--	--
Nick Krahe, r-Sr, OL	18/3	3/3	13/0	2/0	--	--
Ethan Head, So, K	17	3	14	--	--	--
Xavier Bausley, r-Jr, OL	16/11	0/0	6/0	11/11	--	--
Cyrus Traugh, r-Sr, WR	15/13	1/0	14/13	--	--	--
Nate Gabriel, So, DL	15/0	3/0	12/0	--	--	--
Zae Jennings, So, Spear	15/0	3/0	12/0	--	--	--
**Marshall Oxley, r-Jr, BAN	15/0	3/0	--	12/0	--	--
Curtis Jones Jr, So, LB	14/1	3/1	11/0	--	--	--
Keyshawn Robinson, So, S	14/0	3/0	11/0	--	--	--
Christian Hamilton, r-Sr, WR	13/4	1/0	8/4	3/0	--	--
Landen Livingston, r-Jr, OL	13/4	3/3	7/1	3/0	--	--
Adam Tomczyk, r-Jr, DL	13/0	1/0	9/9	1/0	0/0	--
**Elijah Simmons, r-Jr, DL	12/11	1/0	11/11	0/0	0/0	--
Clay Ash, So, RB	12/1	3/1	9/0	--	--	--
Jaylen Henderson, r-Sr, QB	12/4	3/0	--	4/4	2/0	3/0
Israel Boyce, So, S	11/1	3/1	0/0	--	--	--
**Tyrenee Crutcher, CB, Sr.	11/0	10/0	--	--	--	--
Colin McBee, r-Jr, FB	11/0	1/0	4/0	6/0	--	--
Nick Taylor, So, CB	10/1	3/0	7/1	--	--	--
Ryan Ward, r-Fr, TE	7/0	3/0	4/0	--	--	--
Ashton Woods, r-Fr, LB	7/0	3/0	4/0	--	--	--
Maquire Moss, r-Jr, LS	6/0	3/0	0/0	2/0	1/0	--
Noah Braham, r-Sr, TE	5/0	3/0	0/0	2/0	--	--
Corey McIntyre, r-Sr, DL	5/0	1/0	0/0	4/0	--	--
Jackson Biser, r-Jr, BAN	4/0	2/0	--	--	--	2/0
Josh Aisosa, r-Fr, OL	3/0	3/0	--	--	--	--
**Cyncir Bowers, So, RB	3/0	3/0	--	--	--	--
Chris Fileppo, Fr, N/S	3/0	3/0	--	--	--	--
Brandon Homady, Fr, OL	3/0	3/0	--	--	--	--
RJ Kocan, r-Jr, K	3/0	0/0	0/0	3/0	--	--
Robby Martin, r-Fr, OL	3/0	2/0	1/0	--	--	--
Nate Flower, r-Sr, K	2/0	1/0	1/0	--	--	--
Scotty Fox Jr., r-Fr, QB	2/0	2/0	--	--	--	--
Dione Hubbard, r-Fr, RB	2/0	0/0	0/0	2/0	--	--
**Tyler Jacklich, r-Sr, RB	2/0	2/0	0/0	--	--	--
Cooper Young, r-Sr, OL	2/0	0/0	0/0	2/0	--	--
Khalil Wilkins, r-Fr, QB	1/0	1/0	--	--	--	--
Brandon Caesar, Fr, OL	1/0	1/0	--	--	--	--
Quinton Goins, r-Fr, DL	1/0	1/0	--	--	--	--
**Greg Genross, Sr, TE	1/0	1/0	--	--	--	--
Kaden Seller, r-Sr, LS	1/0	1/0	--	--	--	--
Taylor Brown, Fr, DL	1/0	1/0	--	--	--	--
Wilneron Telemaque, Fr, DL	1/0	1/0	--	--	--	--
Cam Torbor, Fr, LB	1/0	1/0	--	--	--	--
Julien Horton, Fr, S	1/0	1/0	--	--	--	--
**Kaleb Gray, r-Sr, S	1/0	1/0	--	--	--	--
Chamaryus Bomar, Fr, CB	1/0	1/0	--	--	--	--
Mike Hastie, Fr, LB	1/0	1/0	--	--	--	--

Offense

Position	No.	Name	Ht.	Wt.	Cl.	GP	GS	Hometown
WR (Z)	29	Preston Fox	5-10	188	r-Sr.	44	13	Morgantown, W.Va./Morgantown
	86	Cyrus Traugh	6-0	188	r-Sr.	15	13	Parkersburg, W.Va./Parkersburg S./Youngstown St.
or	88	Jordan McCants	5-11	178	r-Jr.	29	13	Birmingham, Ala./Hewitt-Trussville/Jax State
WR (Y)	24	Rodney Gallagher III	5-10	180	Jr.	29	13	Uniontown, Pa./Laurel Highlands
or	3	Oran Singleton Jr.	5-7	165	Sr.	24	10	Clewiston, Fla./Clewiston/Eastern Michigan
or	7	Jarod Bowie	5-8	164	r-Sr.	35	29	Martinsburg, W.Va./Martinsburg/Jax State
LT	52	Nick Krahe	6-6	307	r-Sr.	18	3	Erie, Pa./Harbor Creek
	79	Mickel Clay	6-4	300	Sr.	23	15	Cincinnati, Ohio/Finneytown Secondary/UNA
LG	54	Walter Young Bear	6-3	306	r-Sr.	36	16	Martinsburg, W.Va./Martinsburg/Jacksonville St.
	57	Donovan Haslem	6-3	335	r-Jr.	27	0	Perry, Ga./Perry/Austin Peay
C	67	Landen Livingston	6-4	293	r-Jr.	13	4	Leo, Ind./Leo
	55	Carson Lee	6-2	310	r-Sr.	26	16	Greenwood Village, Colo./Cherry Creek/Miss. St.
RG	56	Kimo Makane'ole	6-4	299	r-Sr.	22	3	Niceville, Fla./Niceville/LSU
	59	Josh Aisosa	6-4	327	r-Fr.	3	0	Edmond, Okla./Santa Fe/Oklahoma
RT	74	Ty Kieast Crawford	6-5	305	r-Sr.	42	12	Carthage, Tenn./Carthage/Arkansas
	65	Malik Agbo	6-4	280	r-Jr.	35	0	Federal Way, Wash./Todd Beamer/Texas
TE	80	Grayson Barnes	6-4	221	Sr.	29	8	Rocklin, Calif./Rocklin/Northern Illinois
or	81	Jacob Barrick	6-2	236	Sr.	34	0	Martinsburg, W.Va./Martinsburg/Jacksonville St.
WR (X)	4	Cam Vaughn	6-2	188	r-Sr.	20	11	Temple, Ga./Temple/Jacksonville State
	11	Justin Smith-Brown	5-11	190	r-Sr.	28	20	Cocoa, Fla./Space Coast/South Carolina State
or	16	Jeff Weimer	6-1	209	r-Sr.	23	20	Salinas, Calif./Salinas/Idaho State
QB	8	Nicco Marchiol	6-1	231	r-Jr.	23	6	Chandler, Ariz./Hamilton
or	13	Jaylen Henderson	6-3	228	r-Sr.	12	4	Los Angeles, Calif./Chaminade/Texas A&M
or	6	Max Brown	6-2	224	r-Jr.	10	0	Tulsa, Okla./Lincoln Christian/Charlotte
or	15	Scotty Fox Jr.	6-2	215	Fr.	2	0	Mentor, Ohio/Mentor
or	14	Khalil Wilkins	6-3	204	r-Fr.	1	0	Washington, D.C./Theodore Roosevelt
RB (S)	27	Clay Ash	5-9	196	So.	12	1	Leesburg, Va./I.C. Academy
or	23	Cyncir Bowers	5-10	193	So.	3	0	Harrisburg, Pa./Bishop McDevitt/Iowa Central CC
or	2	Tye Edwards	6-2	225	r-Sr.	27	15	Palatka, Fla./Menendez/Northern Iowa

Defense

Position	No.	Name	Ht.	Wt.	Cl.	GP	GS	Hometown
DE	1	Eddie Kelly Jr.	6-5	290	Sr.	40	10	Orlando, Fla./West Orange/Missouri
	91	Devin Grant	6-2	268	r-Sr.	38	15	San Antonio, Texas/Antonian/Incarnate Word
DT	96	Edward Vesterinen	6-3	288	r-Sr.	38	19	Helsinki, Finland/French Finnish School of Helsinki
	92	Asani Redwood	6-3	292	r-Jr.	31	1	Suwanee, Ga./Collins Hill
NG	99	Hammond Russell IV	6-3	304	r-Sr.	30	2	Dublin, Ohio/Dublin Coffman
	69	Nate Gabriel	6-3	296	So.	15	0	Auburndale, Fla./Auburndale
BAN	10	Braden Siders	6-2	240	r-Sr.	36	28	Thornton, Colo./Ralston Valley/Wyoming
	18	Curtis Jones Jr.	6-2	230	So.	14	1	Huntington, W.Va./Cabell Midland
Mike	35	Reid Carrico	6-0	229	r-Sr.	37	6	Ironton, Ohio/Ironton/Ohio State
	32	Ben Bogle	6-1	225	r-Jr.	32	11	Pondre Veda, Fla./Nease/Southern Illinois
or	33	Ashton Woods	6-3	226	r-Fr.	7	0	Marietta, Ga./Walton/North Carolina
Will	30	Chase Wilson	6-1	230	r-Sr.	44	27	Arvada, Colo./Ralston Valley/Colorado State
	15	Ben Cutter	6-0	225	Jr.	29	9	Denver, N.C./East Lincoln
N/S	5	Fred Perry	5-9	206	Sr.	39	15	Vienna, Ga./rmer Robbins/Jacksonville State
	34	Chris Fileppo	6-2	211	Fr.	3	0	Doylestown, Pa./LaSalle College
LCB	3	Michael Coats Jr.	5-10	183	Sr.	26	16	Biloxi, Miss./Biloxi/Nevada
	6	Jordan Scruggs	5-10	172	r-Sr.	26	20	Kansas City, Mo./Blue Valley West/South Alabama
FS	7	Israel Boyce	5-11	192	So.	11	1	Douglasville, Ga./Douglas County
	14	Kekoura Tarnue	6-0	199	Sr.	29	15	Monrovia, Liberia/Coon Rapids/Jacksonville State
or	13	Derek Carter Jr.	5-10	182	r-Sr.	37	15	Birmingham, Ala./Gardendale/Jacksonville State
BS	24	Darrian Lewis	5-9	198	r-Sr.	39	23	Akron, Ohio/St. Vincent—St. Mary/Akron
	8	Justin Harrington	6-3	218	r-Sr.	30	2	Raleigh, N.C./Southeast Raleigh/Washington
or	4	Jordan Walker	6-0	194	r-Sr.	46	33	Lafayette, Ala./Lafayette/UT Chattanooga
RCB	23	Jason Chambers	5-11	192	Sr.	37	29	Charlotte, N.C./Appalachian State
	2	Devonte Golden-Nelson	5-11	184	r-Sr.	33	10	Memphis, Tenn./Memphis Univ. School/Akron

Special Teams

Position	No.	Name	Ht.	Wt.	Cl.	GP	GS	Hometown
K	25	Kade Hensley	5-10	190	r-Sr.	38		Johnson City, Tenn./Science Hill/Coastal Carolina
	99	Ethan Head	6-1	185	So.	17		West Chicago, Ill./Wheaton Academy/Tulane
KO	99	Ethan Head	6-1	185	So.	17		West Chicago, Ill./Wheaton Academy/Tulane
	48	Nate Flower	6-2	185	r-Sr.	2		Fairmont, W.Va./Fairmont Senior
H	41	Oliver Straw	6-2	215	Sr.	40		Melbourne, Australia/Mentone Grammar School
	42	RJ Kocan	5-10	229	r-Jr.	3		West Islip, N.Y./St. John The Baptist
P	41	Oliver Straw	6-2	215	Sr.	40		Melbourne, Australia/Mentone Grammar School
	47	Aidan Stire	6-0	198	Fr.	0		Morgantown, W.Va./Morgantown
LS	38	Macguire Moss	6-1	225	r-Jr.	6		Batavia, Ill./Batavia
	53	Kaden Seller	6-2	256	r-Fr.	1		Hillard, Ohio/Darby
KOR	29	Preston Fox	5-10	188	r-Sr.	44		Morgantown, W.Va./Morgantown
	7	Jarod Bowie	5-8	164	r-Sr.	35		Martinsburg, W.Va./Martinsburg/Jax State
PR	29	Preston Fox	5-10	188	r-Sr.	44		Morgantown, W.Va./Morgantown
	7	Jarod Bowie	5-8	164	r-Sr.	35		Martinsburg, W.Va./Martinsburg/Jax State

**Not including JUCO stats

+ - 2020 games played/started for Jordan Walker (5/1), Devin Grant (2/0), Chase Wilson (2/0), Ty Kieast Crawford (6/3), Jarod Bowie (1/0) and Carson Lee (2/0)

2025 MOUNTAINEER ROSTER

No.	Name	Pos.	Ht.	Wt.	Cl.	Hometown/High School/Previous College
0	Jimkori Robinson	DL	6-4	248	r-Sr.	Alexandria, Va./Hayfield/UTSA
1	Jahiem White	RB	5-7	195	Jr.	York, Pa./William Penn
1	Eddie Kelly Jr.	DL	6-5	290	Sr.	Orlando, Fla./West Orange/Missouri
2	Tye Edwards	RB	6-2	226	r-Sr.	Palatka, Fla./Menendez/Northern Iowa
2	Devonte Golden-Nelson	CB	5-11	184	r-Sr.	Memphis, Tenn./Memphis University School/Akron
3	Michael Coates Jr.	CB	5-10	183	Sr.	Biloxi, Miss./Biloxi/Nevada
3	Oran Singleton Jr.	WR	5-7	165	Sr.	Clewiston, Fla./Clewiston/Eastern Michigan
4	Cam Vaughn	WR	6-2	188	r-So.	Temple, Ga./Temple/Jacksonville State
4	Jordan Walker	S	6-0	194	r-Sr.	Lafayette, Ala./Lafayette/UT Chattanooga
5	Jaden Bray	WR	6-2	208	r-Sr.	Norman, Okla./Norman/Oklahoma State
5	Fred Perry	N/S	5-9	206	Sr.	Vienna, Ga./Warner Robins/Jacksonville State
6	Max Brown	QB	6-2	224	r-Jr.	Tulsa, Okla./Lincoln Christian/Charlotte
6	Jordan Scruggs	CB	5-10	172	r-Sr.	Kansas City, Mo./Blue Valley West/South Alabama
7	Jarod Bowie	WR	5-8	164	r-Sr.	Martinsburg, W.Va./Martinsburg/Jacksonville State
7	Israel Boyce	S	5-11	192	So.	Douglasville, Ga./Douglas County
8	Nicco Marchiol	QB	6-1	231	r-Jr.	Chandler, Ariz./Hamilton
8	Justin Harrington	S	6-3	218	r-Sr.	Raleigh, N.C./Southeast Raleigh/Washington
10	Braden Siders	BAN	6-2	240	r-Sr.	Thornton, Colo./Ralston Valley/Wyoming
10	Jarel Williams	WR	6-2	204	r-Jr.	Saraland, Ala./Saraland
11	William Davis	N/S	5-10	196	r-Sr.	South Boston, Va./Halifax County/Virginia Union
11	Justin Smith-Brown	WR	5-11	190	r-Sr.	Cocoa, Fla./Space Coast/South Carolina State
12	Scott Kean	QB	6-2	205	r-Jr.	Westin, Fla./St. Thomas Aquinas
12	John Lewis	LB	6-2	235	r-Sr.	Canton, Miss./Germantown/UNLV
13	Derek Carter Jr.	S	5-10	182	r-Sr.	Birmingham, Ala./Gardendale/Jacksonville State
13	Jaylen Henderson	QB	6-3	228	r-Sr.	Los Angeles, Calif./Chaminade/Texas A&M
14	Kekoura Tarnue	S	6-0	199	Sr.	Monrovia, Liberia/Coon Rapids/Jacksonville State
14	Khalil Wilkins	QB	6-3	204	r-Fr.	Washington, D.C./Theodore Roosevelt
15	Ben Cutter	LB	6-0	225	Jr.	Denver, N.C./East Lincoln
15	Scotty Fox Jr.	QB	6-2	215	Fr.	Mentor, Ohio/Mentor
16	Tyrence Crutcher	CB	5-8	176	Sr.	Huntsville, Ala./Buckhorn/West Florida
16	Jeff Weimer	WR	6-1	209	r-Sr.	Salinas, Calif./Salinas/Idaho State
17	Zae Jennings	N/S	6-1	192	So.	Cincinnati, Ohio/Winton Woods
17	Christian Hamilton	WR	5-11	190	r-So.	Harrisburg, N.C./Hickory Ridge/North Carolina
18	Curtis Jones Jr.	BAN	6-2	230	So.	Huntington, W.Va./Cabell Midland
18	Logan Ramper	WR	6-2	218	r-Sr.	Mechanicsburg, Pa./Cumberland Valley/Slippery Rock
19	Max Anderson	QB	6-0	214	Fr.	Martinsburg, W.Va./Spring Mills
19	Nick Taylor	CB	6-1	192	So.	Fayetteville, Ga./Gainesville/Appalachian State
20	Diore Hubbard	RB	5-10	190	r-Fr.	Gahanna, Ohio/Gahanna Lincoln
20	Keyshawn Robinson	CB	5-11	188	So.	Ranson, W.Va./Jefferson
22	Mike Hastie	LB	6-2	226	Fr.	Douglasville, Ga./Douglas County
23	Jason Chambers	CB	5-11	192	Sr.	Charlotte, N.C./Appalachian State
23	Cyncir Bowers	RB	5-10	193	So.	Harrisburg, Pa./Bishop McDevitt/Iowa Central CC
24	Rodney Gallagher III	WR	5-10	180	Jr.	Uniontown, Pa./Laurel Highlands
24	Darrian Lewis	S	5-9	198	r-Sr.	Akron, Ohio/St. Vincent-St. Mary/Akron
25	Kade Hensley	K	5-10	190	r-Sr.	Johnson City, Tenn./Science Hill/Coastal Carolina
25	Armoni Weaver	WR	5-9	167	Fr.	Spartanburg, S.C./Westside
26	Jason Cross Jr.	S	6-1	180	r-Fr.	Pittsburgh, Pa./Bishop Canevin
26	Andre Devine	RB	5-7	156	r-Fr.	North Fort Myers, Fla./North Fort Myers/Jacksonville State
27	Clay Ash	RB	5-9	196	So.	Leesburg, Va./IMG Academy
27	Chamarryus Bomar	CB	5-10	188	Fr.	Spartanburg, S.C./Westside
28	Kaleb Gray	S	6-1	182	r-So.	Galveston, Texas/Ball/Dodge City CC
28	Tyler Jacklich	RB	6-1	220	r-So.	Modesto, Calif./Modesto Central Catholic/Merced
29	Preston Fox	WR	5-10	188	r-Sr.	Morgantown, W.Va./Morgantown
30	Chase Wilson	LB	6-1	230	r-Sr.	Arvada, Colo./Ralston Valley/Colorado State
30	Kannon Katzer	RB	5-9	193	r-Jr.	Spokane, Wash./Mt. Spokane/Ferris St.
31	Dawayne Galloway Jr.	CB	6-0	170	Fr.	Columbus, Ohio/Marion-Franklin
32	Ben Bogle	LB	6-1	225	r-Jr.	Ponte Vedra, Fla./Nease/Southern Illinois
33	Ashton Woods	LB	6-3	226	r-Fr.	Marietta, Ga./Walton/North Carolina
34	Chris Fileppo	N/S	6-2	211	Fr.	Doylestown, Pa./LaSalle College
35	Reid Carrico	LB	6-0	229	r-Sr.	Ironton, Ohio/Ironton/Ohio State
36	Caden Biser	LB	6-0	225	r-Sr.	Keyser, W.Va./Morgantown
37	Jayden Bell	CB	5-10	159	r-So.	Ft. Lauderdale, Fla./St. Thomas Aquinas
38	Macguire Moss	LS	6-1	225	r-Jr.	Batavia, Ill./Batavia

2025 MOUNTAINEER ROSTER

38	Caleb Nuhi-Yandall	LB	6-1	236	Jr.	Long Beach, Calif./Banning/Cerritos CC
38	Camdon Pitchford	WR	5-9	170	Fr.	Columbus, Texas/Columbus
39	Troy Fischer	TE/LS	5-11	216	Jr.	Mineral, Va./Louisa/Christopher Newport
39	Julien Horton	S	6-2	181	Fr.	Abingdon, Md./Bel Air
41	Oliver Straw	P	6-2	215	Sr.	Melbourne, Australia/Mentone Grammar School
42	RJ Kocan	K	5-10	229	r-Jr.	West Islip, N.Y./St. John The Baptist
43	Colin McBee	TE	6-0	234	r-Jr.	Morgantown, W.Va./University
43	BJ Hendrickson III	CB	6-0	148	So.	Baldwin, N.Y./Christ the King/Franklin Pierce
45	Marshall Oxley	BAN	6-2	231	r-Jr.	South Central Los Angeles, Calif./Inglewood/Hutchinson CC
46	Cam Torbor	LB	6-3	238	Fr.	Hoover, Ala./Hoover
47	Wilneron Telemaque	DL	6-6	260	Fr.	Miami, Fla./Miami Northwestern
47	Aidan Stire	P	6-0	198	Fr.	Morgantown, W.Va./Morgantown
48	Nate Flower	K	6-2	185	r-So.	Fairmont, W.Va./Fairmont Senior
48	Mattias Squire	DB	5-8	155	Fr.	Hughesville, Md./Dematha Catholic
49	Carter Zuliani	TE	6-5	256	Fr.	Bridgeport, W.Va./Bridgeport
51	Raymond Kovalesky	OL	6-3	270	r-Fr.	Wheeling, W.Va./The Linsly School
51	Taylor Brown	DL	6-3	280	Fr.	Upper Marlboro, Md./Wise
52	Nick Krahe	OL	6-6	307	r-So.	Erie, Pa./Harbor Creek
52	Corey McIntyre Jr.	DL	6-3	281	r-So.	Port St. Lucie, Fla./Treasure Coast
53	Kaden Seller	LS	6-2	256	r-Fr.	Hilliard, Ohio/Darby
54	Walter Young Bear	OL	6-3	306	r-Sr.	Norman, Okla./Norman North/Tulsa
55	Carson Lee	OL	6-2	310	r-Sr.	Greenwood Village, Colo./Cherry Creek/Mississippi St.
56	Kimo Makane'ole	OL	6-4	299	r-Sr.	Niceville, Fla./Niceville/LSU
57	Donovan Haslam	OL	6-3	335	r-Jr.	Perry, Ga./Perry/Austin Peay
58	Keenan Eck	BAN	6-4	220	r-Jr.	Apple Valley, Calif./Apple Valley/Citrus CC
59	Jackson Biser	DL	6-2	240	r-Jr.	Keyser, W.Va./Keyser/Shepherd
59	Josh Aisosa	OL	6-4	327	r-Fr.	Edmond, Okla./Santa Fe/Oklahoma
60	Jude Edwards	OL	6-4	304	So.	El Lago, Texas/Clear Falls/Trinity Valley CC
60	Gabe Ryan	DL	6-2	254	Jr.	Keyser, W.Va./Keyser
61	Trevor Bigelow	OL	6-3	256	Fr.	Fairmont, W.Va./Fairmont Senior
62	Phillip Bowser	OL	6-4	280	Fr.	Youngstown, Ohio/Ursulin
63	Robby Martin	OL	6-3	303	r-Fr.	Huntington, W.Va./Huntington/NC State
64	Cooper Young	OL	6-5	305	r-So.	Downingtown, Pa./Downingtown West
65	Malik Agbo	OL	6-4	280	r-Jr.	Federal Way, Wash./Todd Beamer/Texas
67	Landen Livingston	OL	6-4	293	r-Jr.	Leo, Ind./Leo
68	Wyatt Minor	OL	6-5	304	r-So.	Clarksburg, W.Va./Robert C. Byrd/Youngstown State
69	Nate Gabriel	DL	6-3	296	So.	Auburndale, Fla./Auburndale
70	Griffin Fogle	OL	6-4	305	r-Fr.	St. Clairsville, Ohio/St. Clairsville
71	Brandon Homady	OL	6-3	298	Fr.	Cleveland, Ohio/Padua Franciscan
73	Andreas Hunter	OL	6-4	308	r-Fr.	Glen Dale, W.Va./John Marshall
74	Ty'Kieast Crawford	OL	6-5	305	r-Sr.	Carthage, Texas/Carthage/Arkansas
78	Xavier Bausley	OL	6-4	305	r-Jr.	Dunbar, W.Va./South Charleston/Jacksonville State
79	Mickel Clay	OL	6-4	300	Sr.	Cincinnati, Ohio/Finneytown Secondary Campus/N. Alabama
80	Grayson Barnes	TE	6-4	221	Sr.	Rocklin, Calif./Rocklin/Northern Illinois
81	Jacob Barrick	TE	6-2	236	Sr.	Martinsburg, W.Va./Martinsburg/Jacksonville State
82	Greg Genross	TE	6-6	229	r-Sr.	Bronx, N.Y./John F. Kennedy/Dodge City CC
84	Ryan Ward	TE	6-4	239	r-Fr.	Rutherford, N.J./Rutherford/North Carolina
85	Noah Braham	TE	6-3	245	r-So.	Morgantown, W.Va./University
86	Cyrus Traugh	WR	5-11	181	r-So.	Parkersburg, W.Va./Parkersburg South/Youngstown State
87	Oluwaseyi Omotosho	DL	6-2	256	r-Sr.	Houston, Texas/George Bush/Oregon State
88	Jordan McCants	WR	5-11	178	r-Jr.	Birmingham, Ala./Hewitt-Trussville/Jacksonville State
89	Tyshawn Dues	WR	5-10	163	Fr.	Charleston, W.Va./Hurricane
91	Devin Grant	DL	6-2	268	r-Sr.	San Antonio, Texas/Antonian/Incarnate Word
92	Asani Redwood	DL	6-3	292	r-Jr.	Suwanee, Ga./Collins Hill
94	Elijah Simmons	DL	6-0	278	r-Jr.	Charlotte, N.C./West Charlotte/Garden City CC
95	Quintin Goins	DL	6-3	262	r-Fr.	Shenandoah Junction, W.Va./Jefferson
96	Edward Vesterinen	DL	6-3	288	r-Sr.	Helsinki, Finland/French Finnish School of Helsinki
97	Adam Tomczyk	DL	6-3	261	r-Jr.	Long Beach, Calif./Los Alamitos/Cerritos College
98	Brandon Caesar	DL	6-4	265	Fr.	Cleveland Heights, Ohio/Cleveland Heights
99	Ethan Head	K	6-1	185	So.	West Chicago, Ill./Wheaton Academy/Tulane
99	Hammond Russell IV	DL	6-4	304	r-Sr.	Dublin, Ohio/Dublin Coffman

MOUNTAINEER 2025 SEASON HIGHS

Offense					
Rushing	Att.	Yards	TDs	Long	100-yd Games
Clay Ash	12 (PITT)	37 (PITT)	0	11 (RMU)	0
Cyncir Bowers	6 (RMU)	54 (RMU)	1 (RMU)	26 (RMU)	0
Tye Edwards	25 (PITT)	141 (PITT)	3 (PITT)	27 (PITT)	1 (PITT)
Scotty Fox Jr.	6 (PITT)	63 (RMU)	1 (RMU)	59 (RMU)	0
Rodney Gallagher III	2 (OHIO)	18 (OHIO)	0	16 (OHIO)	0
Jaylen Henderson	3 (OHIO)	40 (RMU)	0	22 (RMU)	0
Tyler Jacklich	1 (RMU)	10 (RMU)	0	10 (RMU)	0
Nicco Marchiol	13 (RMU)	56 (RMU)	1 (RMU)	12 (PITT)	0
Oran Singleton Jr.	2 (RMU)	24 (RMU)	0	15 (RMU)	0
Jahiem White	18 (RMU)	93 (RMU)	2 (RMU)	32 (OHIO)	0
Khalil Wilkins	3 (RMU)	31 (RMU)	0	22 (RMU)	0
Passing	Comp.	Att.	Yards	TDs	Long
Scotty Fox Jr.	1 (2x/PITT)	4 (PITT)	56 (PITT)	0	56 (PITT)
Jaylen Henderson	2 (PITT)	3 (PITT)	12 (PITT)	0	8 (PITT)
Nicco Marchiol	19 (PITT)	26 (OHIO)	224 (RMU)	1 (2x/PITT)	46 (RMU)
Receiving	Rec.	Yards	TDs	Long	100-yd Games
Clay Ash	4 (PITT)	32 (PITT)	0	15 (PITT)	0
Grayson Barnes	5 (PITT)	58 (PITT)	1 (PITT)	34 (PITT)	0
Jacob Barrick	1 (2x/PITT)	15 (RMU)	0	15 (RMU)	0
Jaden Bray	4 (OHIO)	69 (OHIO)	0	45 (OHIO)	0
Jarod Bowie	0	0	0	0	0
Tye Edwards	0	0	0	0	0
Preston Fox	1 (2x/PITT)	20 (OHIO)	0	20 (OHIO)	0
Rodney Gallagher III	7 (PITT)	62 (PITT)	0	20 (PITT)	0
Logan Ramper	1 (RMU)	8 (RMU)	0	8 (RMU)	0
Oran Singleton Jr.	1 (2x/OHIO)	9 (OHIO)	0	9 (OHIO)	0
Justin Smith-Brown	1 (PITT)	56 (PITT)	0	56 (PITT)	0
Cam Vaughn	7 (RMU)	126 (RMU)	1 (RMU)	46 (RMU)	1 (RMU)
Jeff Weimer	0	0	0	0	0
Jahiem White	2 (RMU)	12 (RMU)	0	13 (RMU)	0
Defense					
Tackles	Solo	Assisted	Total	TFL	Sacks
Jackson Biser	1 (RMU)	0	1 (RMU)	0	0
Ben Bogle	2 (2x/OHIO)	4 (OHIO)	6 (OHIO)	0	0
Israel Boyce	1 (RMU)	1 (RMU)	2 (RMU)	0	0
Reid Carrico	3 (RMU)	5 (PITT)	6 (PITT)	2.0 (RMU)	1 (RMU)
Derek Carter Jr.	1 (OHIO)	0	1 (OHIO)	0	0
Jason Chambers	4 (PITT)	1 (RMU)	4 (PITT)	1.0 (PITT)	0
Michael Coats Jr.	1 (2x/PITT)	4 (PITT)	5 (PITT)	0	0
Ben Cutter	3 (PITT)	5 (2x/PITT)	8 (PITT)	1.0 (PITT)	0
Chris Fileppo	1 (OHIO)	1 (RMU)	1 (2x/OHIO)	0	0
Nate Gabriel	1 (OHIO)	2 (2x/OHIO)	3 (OHIO)	0.5 (RMU)	0
Quintin Goins	1 (RMU)	0	1 (RMU)	0	0
Devonte Golden-Nelson	1 (RMU)	0	1 (RMU)	0	0
Devin Grant	2 (RMU)	3 (OHIO)	4 (2x/OHIO)	1 (RMU)	0
Justin Harrington	1 (PITT)	2 (OHIO)	2 (OHIO)	0	0
Julien Horton	1 (RMU)	0	1 (RMU)	0	0
Zae Jennings	1 (RMU)	0	1 (RMU)	0	0
Curtis Jones Jr.	2 (PITT)	3 (PITT)	5 (PITT)	1.0 (PITT)	1.0 (PITT)
Eddie Kelly Jr.	1 (2x/PITT)	3 (PITT)	4 (PITT)	0.5 (2x/PITT)	0.5 (PITT)
Darrian Lewis	4 (2x/PITT)	5 (OHIO)	9 (OHIO)	0	0
John Lewis	0	1 (RMU)	1 (RMU)	0	0
Corey McIntyre, Jr.	0	1 (RMU)	1 (RMU)	0	0
MarShon Oxley	1 (2x/PITT)	1 (OHIO)	2 (OHIO)	0	0
Fred Perry	6 (OHIO)	4 (OHIO)	10 (OHIO)	2.0 (OHIO)	1.0 (2x/PITT)
Asani Redwood	1 (OHIO)	4 (OHIO)	5 (OHIO)	0	0
Keyshawn Robinson	2 (PITT)	0	2 (PITT)	0	0
Hammond Russell IV	2 (RMU)	3 (OHIO)	4 (RMU)	2.5 (RMU)	2 (RMU)
Jordan Scruggs	2 (OHIO)	1 (OHIO)	3 (OHIO)	0	0
Braden Siders	1 (3x/PITT)	3 (OHIO)	4 (OHIO)	0	0
Kekoura Tarnue	6 (OHIO)	2 (2x/PITT)	8 (OHIO)	1.0 (OHIO)	0
Nick Taylor	0	1 (OHIO)	1 (OHIO)	0	0
Adam Tomczyk	0	2 (RMU)	2 (RMU)	0.5 (RMU)	0
Cam Torbor	1 (RMU)	0	1 (RMU)	0	0
Edward Vesterinen	1 (PITT)	5 (OHIO)	5 (OHIO)	2.0 (PITT)	2.0 (PITT)
Jordan Walker	2 (PITT)	1 (PITT)	3 (PITT)	0	0
Chase Wilson	5 (OHIO)	4 (RMU)	7 (OHIO)	2.0 (OHIO)	2.0 (OHIO)
Ashton Woods	2 (RMU)	3 (OHIO)	4 (2x/OHIO)	0	0
Pass Defense	PBU	INTs	TDs		
Israel Boyce	0	0	0		
Jason Chambers	0	0	0		
Michael Coats Jr.	1 (PITT)	0	0		
Ben Cutter	1 (OHIO)	1 (OHIO)	0		
Justin Harrington	0	0	0		
Eddie Kelly Jr.	1 (2x/PITT)	0	0		
Darrian Lewis	0	1 (2x/PITT)	0		
Fred Perry	2 (OHIO)	0	0		
Asani Redwood	0	0	0		
Jordan Scruggs	0	0	0		
Braden Siders	1 (RMU)	0	0		
Kekoura Tarnue	1 (2x/PITT)	0	0		
Chase Wilson	1 (OHIO)	1 (OHIO)	0		
Turnovers	Forced	Recovered	TDs		
Reid Carrico	0	1 (RMU)	0		
Curtis Jones Jr.	1 (PITT)	0	0		
Hammond Russell IV	1 (RMU)	0	0		
Jordan Scruggs	1 (RMU)	0	0		
Braden Siders	0	1 (RMU)	0		
Kekoura Tarnue	1 (OHIO)	0	0		

MOUNTAINEER CAREER HIGHS

Offense Rushing Clay Ash Cyncir Bowers Tye Edwards< Scotty Fox Jr. Rodney Gallagher III Jaylen Henderson Diore Hubbard Tyler Jacklich Nikko Marchiol Oran Singleton Jr.^ Jahiem White Khalil Wilkins	Att. 12 (PITT) 6 (RMU '25) 25 (PITT '25) 6 (PITT '25) 4 (ARIZ '24) 16 (LSU '23) 1 (OSU '24) 1 (RMU '25) 15 (TTU '23) 2 (2x/RMU '25) 21 (CIN '23) 2 (RMU '25)	Yards 37 (PITT) 54 (RMU '25) 229 (Ind. St. '24) 63 (RMU '25) 21 (ARIZ '24) 60 (MSU '23) 1 (OSU '24) 10 (RMU '25) 72 (TTU '23) 24 (RMU '25) 204 (CIN '23) 31 (RMU '25)	TDs 0 1 (RMU '25) 3 (PITT '25) 1 (RMU '25) 0 2 (MSU '23) 0 0 1 (3x/CIN '24) 0 2 (RMU '25) 0	Long 11 (RMU) 26 (RMU '25) 75 (Ind. St. '24) 59 (RMU '25) 16 (OHIO '25) 22 (2x/RMU '25) 1 (OSU '24) 10 (RMU '25) 22 (BYU '23) 15 (RMU '25) 55 (ARIZ '24) 22 (RMU '25)	100-yd Games 0 0 6 (PITT '25) 0 0 0 0 0 0 7 (TTU '24) 0
Passing Scotty Fox Jr. Jaylen Henderson+ Nikko Marchiol	Comp. 1 (PITT '25) 25 (LSU '23) 19 (PITT '25)	Att. 4 (PITT '25) 35 (LSU '23) 26 (OHIO '25)	Yards 56 (PITT '25) 294 (LSU '23) 224 (RMU '25)	TDs 0 2 (3x/LSU '23) 2 (ARIZ '24)	Long 56 (PITT '25) 52 (LSU '23) 54 (ARIZ '24)
Receiving Clay Ash Grayson Barnes# Jacob Barrick% Jaden Bray> Jarod Bowie& Tye Edwards< Preston Fox Rodney Gallagher III Logan Ramper// Oran Singleton Jr.^ Justin Smith-Brown\$ Cam Vaughn! Jeff Weimer@ Jaheim White	Rec. 4 (PITT '25) 6 (Fresno St. '24) 2 (CCU '23) 5 (2x/USA '23) 16 (West Lib. '22) 3 (4x/NDU '24) 4 (OSU '23) 7 (PITT '25) 9 (Kutztown '24) 10 (Akron '24) 7 (2x/Norfolk St. '24) 9 (OHIO '24) 14 (E. Wash. '24) 5 (TTU '24)	Yards 32 (PITT '25) 105 (Ark. St. '23) 22 (Murray St. '22) 84 (TULSA '21) 259 (Wheeling '22) 29 (YSU '24) 81 (OSU '23) 61 (PITT '25) 171 (Ferris St. '24) 103 (Toldeo '24) 129 (Tenn. Tech '24) 183 (OHIO '24) 236 (Cal Poly '24) 75 (CIN '23)	TDs 0 2 (Fresno St. '24) 0 1 (4x/HOU '23) 3 (3x/ABU '22) 1 (YSU '24) 1 (3x/BYU '23) 1 (3x/TTU '24) 3 (Ferris St. '24) 1 (3x/Kent St. '24) 2 (Tenn. Tech '24) 2 (La. Tech '24) 1 (NDU '24) 1 (3x/ISU '24)	Long 15 (PITT '25) 60 (WVU '24) 22 (Murray St. '22) 45 (2x/OHIO '25) 65 (ABU '22) 29 (YSU '24) 34 (OSU '23) 33 (PITT '24) 60 (Ferris St. '24) 44 (Ohio '24) 63 (Tenn. Tech '24) 75 (OHIO '24) 84 (Cal Poly '24) 75 (CIN '23)	100-yd Games 0 1 (Ark. St. '23) 0 0 11 (Ohio '24) 0 0 0 3 (Ferris St. '24) 1 (Toldeo '24) 2 (Norfolk St. '24) 3 (RMU '25) 2 (E. Wash. '24) 0
Defense Tackles Caden Biser Jackson Biser*& Ben Bogle\$% Israel Boyce Reid Carrico** Derek Carter Jr.?? Jason Chambers* Michael Coats Jr.&& Ben Cutter Chris Fileppo Nate Gabriel Quintin Goins Devin Grant\ Devonte Golden-Nelson/V Justin Harrington++ Julien Horton Zae Jennings Curtis Jones Jr. Eddie Kelly Jr.## Darrian Lewis^^ John Lewis^& Corey McIntyre, Jr. MarShon Oxley#& Fred Perry%% Asani Redwood Keyshawn Robinson Hammond Russell IV Jordan Scruggs!! Braden Siders<> Kekoura Tarnue= Nick Taylor@ Adam Tomczyk Cam Torbor Edward Vesterinen Chase Wilson@@ Ashton Woods	Solo 4 (UCF '23) 1 (RMU '25) 6 (Austin Peay '24) 6 (TTU '24) 4 (ALB '24) 6 (CCU '23) 7 (Campbell '22) 4 (2x/CSU '24) 5 (3x/BAY '23) 1 (OHIO '25) 2 (ALB '24) 1 (RMU '25) 5 (Utah '21) 4 (2x/USC '24) 4 (TCU '22) 1 (RMU '25) 1 (4x/RMU '25) 2 (PITT '25) 4 (CLEM '23) 8 (C. Mich. '23) 3 (Toledo '24) 1 (DUQ '23) 4 (UNLV '23) 12 (SHSU '23) 3 (ISU '24) 2 (PITT '25) 2 (RMU '25) 5 (2x/Texas St. '24) 6 (OHIO '22) 8 (SC '23) 2 (ODU '24) 0 1 (RMU '25) 3 (TTU '23) 6 (2x/Utah St. '23) 2 (RMU '25)	Assisted 4 (UNC '23) 1 (Ky. Wesleyan '21) 6 (5x/Murray St. '24) 1 (MEM '24) 14 (BAY '24) 3 (4x/SHSU '24) 4 (Campbell '22) 3 (Troy '24) 5 (4x/PITT '25) 1 (RMU '25) 2 (3x/OHIO '25) 0 3 (3x/OHIO '25) 2 (4x/BGU '24) 4 (TCU '22) 0 0 3 (PITT '25) 5 (CLEM '23) 6 (C. Mich. '23) 4 (2x/UMass '24) 1 (RMU '25) 3 (SDSU '23) 14 (E. Mich. '24) 4 (OHIO '25) 1 (ARIZ '24) 3 (OHIO '25) 6 (N. Texas '24) 3 (OHIO '25) 3 (BAY '24) 2 (JMU '24) 2 (RMU '25) 5 (2x/OHIO '25) 11 (Air Force '23) 3 (OHIO '25)	Total 6 (2x/UCF '23) 1 (2x/RMU '25) 12 (Austin Peay '24) 6 (TTU '24) 16 (BAY '24) 8 (2x/WKU '23) 11 (Campbell '22) 6 (CSU '24) 10 (BAY '23) 1 (2x/OHIO '25) 3 (OHIO '25) 1 (RMU '25) 8 (Utah '21) 5 (USC '24) 8 (TCU '22) 1 (RMU '25) 1 (4x/RMU '25) 5 (PITT '25) 9 (2x/CLEM '22) 14 (C. Mich. '23) 6 (Toledo '24) 1 (2x/RMU '25) 6 (UNLV '23) 19 (E. Mich. '24) 5 (OHIO '25) 2 (PITT '25) 4 (RMU '25) 10 (Texas St. '24) 6 (2x/OHIO '22) 9 (SC '23) 3 (ODU '24) 2 (RMU '25) 1 (RMU '25) 7 (TTU '23) 15 (Utah Tech '23) 4 (2x/OHIO '25)	TFL 1.0 (DUQ '23) 0 6.5 (Austin Peay '24) 0 2.0 (RMU '25) 1.0 (3x/WKU '24) 1.0 (3x/PITT '25) 0.5 (CSU '24) 2.0 (BYU '23) 0 0.5 (2x/RMU '25) 0 4.0 (McNeese '24) 0.5 (BGU '24) 0 0 0 1.0 (PITT '25) 2.0 (Auburn '24) 3.0 (2x/C. Mich. '23) 1.0 (3x/TAM&M '23) 0 2.5 (UNLV '23) 2.5 (La. Tech '24) 1.0 (3x/ISU '24) 0 2.5 (RMU '25) 1.0 (5x/S. Miss. '24) 3.0 (2x/OHIO '22) 1.0 (4x/OHIO '25) 0 0.5 (RMU '25) 0 2.0 (PITT '25) 2.5 (2x/Wyoming '23) 0	Sacks 0.5 (UNC '23) 3.5 (Austin Peay '24) 0 1.0 (RMU '25) 0 0 0 1.0 (2x/CIN '23) 0.5 (PITT '24) 3.0 (McNeese '24) 0 0 0 1.0 (PITT '25) 1.0 (2x/ARK '24) 1.0 (Miami (OH) '22) 0 0 1.0 (4x./PITT '25) 1.0 (4x/PITT '25) 1.0 (2x/ISU '24) 0 2.0 (RMU '25) 0 2.0 (2x/OHIO '22) 1.0 (CCU '23) 0 0 2.0 (PITT '25) 2.5 (UNM '22) 0
Pass Defense Ben Bogle#\$ Jason Chambers* Michael Coats Jr. && Devonte Golden-Nelson/V Ben Cutter Justin Harrington++ Eddie Kelly Jr.## Darrian Lewis^^ Fred Perry%% Asani Redwood Jordan Scruggs!! Braden Siders<> Kekoura Tarnue= Chase Wilson@@	PBU 1 (4x/SDSU '24) 2 (Campbell '22) 2 (4x/Oregon St. '24) 2 (Rutgers '24) 1 (2x/OHIO '25) 1 (2x/NEB '22) 1 (5x/PITT '25) 2 (2x/Buffalo '22) 2 (OHIO '25) 1 (ISU '24) 3 (Pittsburg St. '22) 1 (3x/App St. '23) 1 (7x/PITT '25) 1 (8x/OHIO '25)	INTs 1 (2x/YSU '24) 1 (4x/JMU '24) 2 (Oregon St. '24) 1 (2x/CMU '23) 1 (OHIO '25) 1 (2x/SMU '23) 0 1 (4x/PITT '25) 1 (2x/WKU '23) 0 0 1 (App. State '24) 0 0 1 (3x/SC '23) 1 (3x/OHIO '25)	TDs 0 0 0 1 (Morgan St. '23) 0 0 0 0 0 0 0 0 0 0 0 0 0 0 0		
Turnovers Ben Bogle#& Caden Biser Reid Carrico** Devin Grant\ Eddie Kelly Jr.## Curtis Jones Jr. Hammond Russell IV Jordan Scruggs!! Braden Siders<> Kekoura Tarnue= Chase Wilson@@	Forced 0 0 1 (CIN '24) 1 (2x/S. Ill. '24) 0 0 1 (PITT '25) 1 (RMU '25) 1 (RMU '25) 0 0 1 (2x/OHIO '25) 1 (Air Force '22)	Recovered 1 (2x/Ind. St. '24) 1 (TU '22) 1 (RMU '25) 0 0 1 (HOU '22) 0 0 0 0 1 (RMU '25) 1 (CIN '24) 1 (CU '24)	TDs 0 0 0 0 0 0 0 0 0 0 0 0 0 0 0 0 0 0		

> - Bray's numbers from Oklahoma State
+ - Henderson's numbers from Texas A&M
^ - Singleton Jr.'s numbers from Eastern Michigan and Akron
* - Chambers' numbers from Appalachian State and N.C. Central
^^ - D. Lewis' numbers from Akron
@@ - Wilson's numbers from Colorado State
V - Golden-Nelson's numbers from Akron
?? - Carter's numbers from Jacksonville State

** - Carrico's numbers from Ohio State
- Barnes' numbers from Northern Illinois
\$ - Smith-Brown's numbers from S.C. State
&& - Coats' numbers from Nevada
% - Perry's numbers from Jacksonville State
// - Ramper's numbers from Slippery Rock
^& - Lewis' numbers from Mississippi State
\@ - Taylor's numbers from Appalachian State

= - Tarnue's numbers from Jacksonville State
% - Barrick's numbers from Jacksonville State
! - Vaughn's numbers from Jacksonville State
++ - Harrington's numbers from Oklahoma
!! - Scruggs' numbers from South Alabama and Central Missouri
\ - Grant's numbers from Incarnate Word and Colorado
*& - Biser's numbers from Frostburg State

< - Edwards' numbers from No. Iowa
& - Bowie's numbers from Jacksonville State and Concord
@ - Weimer's numbers from Idaho State
~ - Kelly's numbers from Oklahoma and Georgia Tech
<> - Siders' numbers from Wyoming
#\$ - Bogle's numbers from Southern Illinois
#& - Oxley's numbers from Colorado State



2025 MOUNTAINEER 20-YARD PLAYS

Offense

59/TD S. Fox rush (RMU)
56..... Smith-Brown pass from S. Fox (Pitt)
46/TD Vaughn pass from Marchiol (RMU)
45..... Bray pass from Marchiol (Ohio)
34..... Barnes pass from Marchiol (Pitt)
32/TD White rush (Ohio)
31..... Vaughn pass from Marchiol (Ohio)
27..... Edwards rush (Pitt)
26..... Vaughn pass from Marchiol (RMU)
26/TD Bowers rush (RMU)
22..... Henderson rush (RMU)
22..... Wilkens rush (RMU)
20..... Vaughn pass from Marchiol (RMU)
20..... Barnes pass from Marchiol (RMU)
20..... P. Fox pass from Marchiol (Ohio)
20..... Gallagher pass from Marchiol (Pitt)

Defense

31..... Lewis interception return (Ohio)

Special Teams

30/FG Hensley field goal (Ohio)
36..... P. Fox kickoff return (RMU)
28..... P. Fox punt return (RMU)
28..... P. Fox kickoff return (Ohio)
27/FG Hensley field goal (RMU)
21/FG Hensley field goal (Pitt)

2025 MOUNTAINEER OPPONENTS' 20-YARD PLAYS

Offense

68..... Yates pass from Holstein (Pitt)
67..... Williams pass from Holstein (Pitt)
38..... Hendricks pass from Navarro (Ohio)
31/TD Hendricks pass from Navarro (Ohio)
22..... Rodarte pass from Navarro (Ohio)
22..... Thomas pass from Holstein (Pitt)
22..... Williams pass from Holstein (Pitt)

Defense

21..... Hollobaugh interception return (Ohio)
21..... Louis interception return (Pitt)

Special Teams

46/FG Butkowski field goal (Pitt)
37/FG Peacock field goal (Ohio)
36/FG Jenkins field goal (RMU)
36/FG Butkowski field goal (Pitt)
23..... Johnson punt return (Pitt)
23/FG Butkowski field goal (Pitt)
20..... Spahn kickoff return (Pitt)

2025 WEST VIRGINIA SCORING DRIVES

Opponent	Plays	Yds	Time	Result
RMU	10	83	3:22	Marchiol 10 rush
RMU	13	75	4:51	Hensley 27 FG
RMU	9	64	3:33	White 1 rush
RMU	3	24	0:51	White 4 rush
RMU	10	81	3:24	Vaughn 46 pass from Marchiol
RMU	4	54	1:51	Bowers 26 rush
RMU	3	71	1:00	S. Fox 59 rush
Ohio	6	89	2:11	White 32 rush
Ohio	7	51	2:24	Hensley 38 FG
Pitt	9	75	3:30	Edwards 12 rush
Pitt	7	80	3:08	Edwards 1 rush
Pitt	12	72	4:20	Hensley 21 FG
Pitt	13	87	2:36	Barnes 2 pass from Marchiol
Pitt	8	25	0:00	Edwards 1 rush

2025 WEST VIRGINIA OPPONENTS' SCORING DRIVES

Opponent	Plays	Yds	Time	Result
RMU	5	18	1:43	Jenkins 36 FG
Ohio	6	60	2:10	Peacock 37 FG
Ohio	12	71	6:00	Bangura 1 rush
Ohio	3	74	0:25	Hendricks 31 pass from Navarro
Pitt	7	75	0:55	Butkowski 23 FG
Pitt	5	75	2:11	Holstein 1 rush
Pitt	4	14	1:59	Butkowski 46 FG
Pitt	4	6	2:27	Butkowski 36 FG
Pitt	6	47	2:03	Williams 14 pass from Holstein

THE LAST TIME ...

By The Mountaineers ...

30 Rushing Attempts: 33 by Leddie Brown vs. Texas/Nov. 20, 2021
40 Rushing Attempts: 40 by Quincy Wilson vs. Rutgers/Oct. 11, 2003
100 Rushing Yards: 141 by Tye Edwards vs. Pitt/Sept. 13, 2025
200 Rushing Yards: 204 by Jahiem White vs. Cincinnati/Nov. 18, 2023
300 Rushing Yards: 331 by Justin Crawford vs. Oklahoma/Nov. 19, 2016
75-Yard Run (no touchdown): 79 by Tevin Bush vs. Baylor/Oct. 25, 2018
75-Yard Touchdown Run: 82 by CJ Donaldson Jr. vs. Towson/Sept. 17, 2022
50-Yard Run (no touchdown): 55 by Jahiem White at Arizona/Oct. 26, 2024
50-Yard Touchdown Run: 59 by Scotty Fox Jr. vs. Robert Morris/Aug. 30, 2025
2 Rushing Touchdowns: 2 by Jahiem White vs. Robert Morris, Aug. 30, 2025
2 Rushing Touchdowns in Back-to-Back Games: 3 by Garrett Greene vs. Cincinnati/Nov. 18, 2023 & 2 by Garrett Greene at Baylor/Nov. 25, 2023
Two Players with 2 Rushing Touchdowns: 2 by Tony Mathis Jr. and 3 by CJ Donaldson Jr. vs. Towson/Sept. 17, 2022
3 Rushing Touchdowns: 3 by Tye Edwards vs. Pitt/Sept. 13, 2025
Double 100-Yard Rushers: 125 by CJ Donaldson & 100 by Jahiem White vs. UAlbany/Sept. 7, 2024
Three 100-Yard Rushers: 129 by Skyler Howard, 115 by Wendell Smallwood and 108 by Rushel Shell at Kansas/Nov. 21, 2015
Double 200-Yard Rushers: by Pat White (220) and Steve Slaton (215) at Pitt/Nov. 16, 2006
Two 100-Yard Rushers and Two 100-Yard Receivers: 129 by Justin Crawford and 127 by Kennedy McKoy rushing and 7 catches for 104 yards by Daikiel Shorts and 4 catches for 102 yards by Shelton Gibson vs. Kansas/Nov. 5, 2016
30 Pass Completions: 30 by Jarret Doege vs. Iowa State/Oct. 31, 2021
20 Pass Completions: 29 by Garrett Greene vs. Memphis/Dec. 17, 2024
20 Consecutive Completions: 21 by Geno Smith vs. Kansas/Dec. 1, 2012
10 Consecutive Completions: 11 by JT Daniels vs. Kansas/Sept. 10, 2022
60 Pass Attempts: 65 by Geno Smith vs. LSU/Sept. 24, 2011
50 Pass Attempts: 50 by Jarret Doege at Texas/Nov. 7, 2020
40 Pass Attempts: 40 by Garrett Greene vs. Memphis/Dec. 17, 2024
35 Pass Attempts: 39 by Garrett Greene at Texas Tech/Nov. 30, 2024
30 Pass Attempts: 39 by Garrett Greene at Texas Tech/Nov. 30, 2024
3 Touchdown Passes: 3 by Garrett Greene vs. UAlbany/Sept. 7, 2024
4 Touchdown Passes: 4 by Garrett Greene vs. Duquesne/Sept. 9, 2023
5 Touchdown Passes: 5 by Will Grier vs. Kansas State/Sept. 22, 2018
6 Touchdown Passes: 8 by Geno Smith vs. Baylor/Sept. 29, 2012
300 Yards Passing: 328 by Garrett Greene vs. Memphis/Dec. 17, 2024
400 Yards Passing: 539 by Will Grier vs. Oklahoma/Nov. 23, 2018
500 Yards Passing: 539 by Will Grier vs. Oklahoma/Nov. 23, 2018
600 Yards Passing: 656 by Geno Smith vs. Baylor/Sept. 29, 2012
100 Yards Rushing and Passing: by Garrett Greene (129/237) vs. Baylor/Nov. 16, 2024
200 Yards Rushing and Passing: by Pat White (220/204) at Pitt/Nov. 16, 2006
100 Yards Rushing and Receiving: by Steve Slaton (215/130) at Pitt/Nov. 16, 2006
300 Yards Total Offense: 366 by Garrett Greene vs. Baylor/Nov. 16, 2024
400 Yards Total Offense: 423 by Garrett Greene vs. Memphis/Dec. 17, 2024
500 Yards Total Offense: 517 by Will Grier vs. Memphis/Dec. 17, 2024
600 Yards Total Offense: 687 by Geno Smith vs. Baylor/Sept. 29, 2012
15 Receptions: 16 by Kevin White at Texas/Nov. 8, 2014
10 Receptions: 11 by Hudson Clement vs. Memphis/Dec. 17, 2024
9 Receptions: 11 by Hudson Clement vs. Memphis/Dec. 17, 2024
4 Touchdown Receptions: 4 by Stedman Bailey vs. Oklahoma/Nov. 17, 2012
3 Touchdown Receptions: 3 by Hudson Clement vs. Duquesne/Sept. 9, 2023
2 Touchdown Receptions: 2 by Hudson Clement vs. Memphis/Dec. 17, 2024
Two Players with 2 Touchdown Receptions: 2 by Gary Jennings Jr. and 2 by David Sills V vs. Oklahoma/Nov. 23, 2018
Double 100-Yard Receivers: 106 by Bryce Ford-Wheaton and 100 by Winston Wright Jr. vs. Iowa State/Oct. 30, 2021
Three 100-Yard Receivers: 303 by Stedman Bailey, 215 by Tavon Austin and 114 by J.D. Woods vs. Baylor/Sept. 29, 2012
100 Yards Receiving: 126 by Cam Vaughn vs. Robert Morris/Aug. 30, 2025
150 Yards Receiving: 166 by Hudson Clement vs. Memphis/Dec. 17, 2024
200 Yards Receiving: 225 by Gary Jennings Jr. vs. Oklahoma/Nov. 23, 2018
75-Yard Touchdown Reception: 75 by Traylon Ray from Garrett Greene vs. UNC/Dec. 27, 2023
50-Yard Touchdown Reception: 54 by Traylon Ray from Nicco Marchiol at Arizona/Oct. 26, 2024
50-Yard Reception (no touchdown): 56 by Justin Smith-Brown vs. Pitt/Sept. 13, 2025
Rushing and Receiving Touchdown: by Jahiem White vs. Iowa State/Oct. 12, 2024
2 Rushing and 2 Receiving Touchdowns: by Steve Slaton at Pitt/Nov. 16, 2006
2 Rushing and 2 Passing Touchdowns: by Garrett Greene at Houston/Oct. 12, 2023
Passing and Rushing Touchdown: 1 passing and 1 rushing by Nicco Marchiol vs. Robert Morris/Aug. 30, 2025
Kickoff Return For Touchdown: 90 yards by Winston Wright Jr. vs. LIU/Sept. 11, 2021
Recovered an Onside Kick: Traylon Ray recovered an onside kick at Cincinnati/Nov. 9, 2024
Returned Opening Kick for a Touchdown: 90 yards by Winston Wright Jr. vs. LIU/Sept. 11, 2021
Punt Return For Touchdown: 78 yards by Beanie Bishop vs. UNC/Dec. 27, 2023

ORAN SINGLETON JR.



JAYLEN HENDERSON



THE LAST TIME ...

Punt Blocked and Returned For Touchdown: 1 yard by Thandi Smith (blocked, picked up and returned) at Rutgers/Oct. 8, 2005

Punt Blocked: by Davoan Hawkins vs. Oklahoma State/Oct. 21, 2023

Punt Blocked For Touchdown: Blocked by Osman Kamara and recovered by Marvin Gross vs. Oklahoma State/Oct. 28, 2017

Punt Blocked For Safety: by Jarrod Harper at Maryland/Sept. 13, 2014

Interception Return For Touchdown: 79 yards by Anthony Wilson Jr. at Cincinnati/Nov. 9, 2024

Interception Return For Touchdown by a Defensive Lineman: 19 yards by Keilen Dykes at Syracuse/Oct. 6, 2007

Two Interceptions Returned for Touchdowns: by Shawn Hackett (41) and Grant Wiley (22) vs. Boston College/Sept. 2, 2000

50-Yard Field Goal: 51 by Casey Legg at Kansas State/Nov. 16, 2019

Fake Field Goal Rushing: 14 by Leighton Bechdel at Arizona/Oct. 26, 2024

Fake Field Goal Rushing For Touchdown: 14 by Leighton Bechdel at Arizona/Oct. 26, 2024

Field Goal Blocked: by Dante Stills vs. Baylor/Oct. 3, 2020

Two Field Goals Blocked: by Mike Lockhart and Sean Martin at TCU/Sept. 30, 2023

Field Goal Blocked and Returned for Touchdown: 72 yards by Derrek Pitts Jr., (blocked by Kenny Bigelow Jr.) at Iowa State/Oct. 13, 2018

Missed an Extra Point: by Michael Hayes at Oklahoma/Nov. 11, 2023

Two Interceptions in a Game: 2 by Beanie Bishop Jr. at UCF/Oct. 28, 2023

Three Interceptions in a Game: 3 by Karl Joseph vs. Georgia Southern/Sept. 5, 2015

Three Interceptions in a Quarter: 3 by Karl Joseph vs. Georgia Southern/Sept. 5, 2015

Four Interceptions in a Game: 4 by Mike Slater vs. Kentucky/Nov. 1, 1969

Intercepted Fumble Returned For Touchdown: no instance yet found

Fumble Returned For Touchdown: 8 yards by Tyrin Bradley Jr. at Cincinnati/Nov. 9, 2024

Fumble Recovered For Touchdown: 0 yards by Karl Joseph at Baylor/Oct. 4, 2013

Two Non-Offensive Touchdowns: 79 yard interception return by Anthony Wilson Jr. and a 14-yard fumble return by Tyrin Bradley Jr. at Cincinnati/Nov. 9, 2024

Two-Point Conversion By Rush: Reese Smith vs. Army/Dec. 31, 2020

Two-Point Conversion By Pass: Kole Taylor from Nicco Marchiol vs. Kansas State/Oct. 19, 2024

Extra Point Blocked: by Dante Stills vs. Baylor/Oct. 13, 2022

Extra Point Blocked and Returned for Defensive Extra Point Conversion: 87 yards by Jacyby Spells vs. Baylor/Oct. 13, 2022

Defensive Extra Point: Jacyby Spells returned blocked extra point 87 yards for a defensive extra-point conversion vs. Baylor/Oct. 13, 2022

Defensive Extra Point (Two-Point Pass Attempt): Matt Taffoni intercepted Pitt two-point pass attempt (John Ryan) and returned it 100 yards for a two-point defensive score /Oct. 15, 1994

Team Gained 300 Yards Rushing: 393 vs. Robert Morris/Aug. 30, 2025

Team Gained 400 Yards Rushing: 424 vs. Cincinnati/Nov. 18, 2023

Team Gained 500 Yards Rushing: 517 vs. Connecticut/Nov. 24, 2007

Team Gained 200 Yards Rushing in the First Half: 221 vs. Baylor/Nov. 16, 2024

Team Gained 200 Yards Rushing in the Second Half: 225 vs. Cincinnati/Nov. 18, 2023

Team Failed To Gain 100 Yards Rushing: 72 at Ohio/Sept. 6, 2025

Team Failed To Gain 50 Yards Rushing: 17 vs. Oklahoma State/Nov. 6, 2021

Team Gained 300 Yards Passing: 328 vs. Memphis/Dec. 17, 2024

Team Gained 400 Yards Passing: 498 vs. Texas Tech/Nov. 9, 2019

Team Gained 500 Yards Passing: 539 vs. Oklahoma/Nov. 23, 2018

Team Failed To Gain 100 Yards Passing: 99 vs. Texas Tech/Sept. 23, 2023

Team Gained 500 Yards Total Offense: 534 vs. Memphis/Dec. 17, 2024

Team Gained 600 Yards Total Offense: 625 vs. Robert Morris/Aug. 30, 2025

Team Gained 700 Yards Total Offense: 704 vs. Oklahoma/Nov. 23, 2018

Team Gained 800 Yards Total Offense: 807 vs. Baylor/Sept. 29, 2012

Team Gained 400 Yards Total Offense in the First Half: 435 vs. Towson/Sept. 17, 2022

Team Gained 400 Yards Total Offense in the Second Half: 523 vs. Oklahoma /Nov. 17, 2012

Team Failed To Gain 200 Yards Total Offense: 133 vs. Oklahoma State/Nov. 6, 2021

Drive of 99 Yards: 99 yards on 14 plays in third quarter against UAlbany/Sept. 7, 2024

Team Failed To Get A First Down: no instance yet found

Team Failed To Get A Rushing First Down: vs. Texas Western/Nov. 25, 1950

Team Failed To Get A Passing First Down: vs. South Carolina/Dec. 30, 1969

Team Failed To Get A Third Down Conversion: vs. Syracuse (0/10)/Dec. 29, 2012

Team Had Six Turnovers: two interceptions, four fumbles vs. Maryland/Sept. 21, 2013

Team Had Five Turnovers: four interceptions, one fumble vs. Oklahoma State /Oct. 28, 2017

Successful Fake Punt: 12-yard rush by Oliver Straw at Pitt/Sept. 14, 2024

Scored 70+ Points: 70 vs. Baylor/Sept. 29, 2012

Scored 60+ Points: 65 vs. Towson/Sept. 17, 2022

Scored 50+ Points: 56 vs. Duquesne/Sept. 9, 2023

Scored 40+ Points: 45 vs. Robert Morris/Aug. 30, 2025

Scored 30+ Points: 31 vs. Pitt/Sept. 13, 2025

Scored 40+ Points in a Half: 45 in the 1st half vs. Towson/Sept. 17, 2022

Scored 30+ Points in a First Half: 31 at Oklahoma State/Oct. 5, 2024

Scored 30+ Points in a Second Half: 35 vs. Robert Morris/Aug. 30, 2025

Scored 0 Points in a Half: 0 in the 2nd half vs. Oklahoma State/Nov. 6, 2021

ETHAN HEAD



EDDIE KELLY JR.



THE LAST TIME ...

Forced Four Turnovers in a Game: four (three interceptions, one forced fumble) at UCF /Oct. 28, 2023

Forced Five Turnovers in a Game: five at Texas/Nov. 14, 2015

Forced Six Turnovers in a Game: six vs. Maryland/Sept. 26, 2015

Forced Eight Turnovers in a Game: eight vs. Rutgers/Nov. 3, 2001

Had Three Interceptions in a Game: three at Ohio/Sept. 6, 2025

Had Three Interceptions in a Half: three in the second half at Ohio/Sept. 6, 2025

Safety Scored: Dante Stills sacked Mike Collins of TCU in the end zone/Nov. 10, 2018

Two Safeties Scored: at Syracuse/Sept. 25, 2000

Played An Overtime Game: W/31-24 (1OT) vs. Pitt/Sept. 13, 2025

Played Back-to-Back Overtime Games: L 47-40 (1OT) vs. Texas/Nov. 9, 2013;

W 30-27 (1OT) at TCU/Nov. 2, 2013

Won Game Without An Offensive TD: at Syracuse/Sept. 5, 2005

Won Game Without a Rushing TD: vs. Army/Dec. 31, 2020

Won Game Without rushing for at least 100 yards: at Cincinnati/Nov. 9, 2024

Versus West Virginia ...

30 Rushing Attempts: 36 by J.D. King of Oklahoma State/Oct. 28, 2017

100 Rushing Yards: 188 by Tahj Brooks of Texas Tech/Nov. 30, 2024

200 Rushing Yards: 282 by Ollie Gordon of Oklahoma State/Oct. 21, 2023

75-Yard Run: 75 by C.J. Brown of Maryland/Sept. 13, 2014

50-Yard Touchdown Run: 51 by Bryson Washington of Baylor/Nov. 16, 2024

50-Yard Non-Touchdown Run: 53 by British Brooks of UNC/Dec. 27, 2023

3 Rushing Touchdowns: 3 by Tahj Brooks of Texas Tech/Nov. 30, 2024

4 Rushing Touchdowns: 4 by Ollie Gordon of Oklahoma State/Oct. 21, 2023

2 Players Rushing for 100 Yards: 103 by LD Brown and 101 by Chuba Hubbard of Oklahoma State /Sept. 26, 2020

20 Pass Completions: 22 by Eli Holstein of Pitt/Sept. 13, 2025

30 Pass Completions: 30 by Taylor Cornelius of Oklahoma State/Nov. 17, 2018

50 Pass Attempts: 51 by Drew Lock of Missouri/Sept. 3, 2016

40 Pass Attempts: 41 by Behren Morton of Texas Tech/Nov. 30, 2024

30 Pass Attempts: 37 by Eli Holstein of Pitt/Sept. 13, 2025

3 Touchdown Passes: 3 by Sawyer Robertson of Baylor/Nov. 16, 2024

4 Touchdown Passes: 5 by Dillon Gabriel of Oklahoma/Nov. 11, 2023

5 Touchdown Passes: 5 by Dillon Gabriel of Oklahoma/Nov. 11, 2023

300 Yards Passing: 303 by Eli Holstein of Pitt/Sept. 13, 2025

400 Yards Passing: 423 by Dillon Gabriel of Oklahoma/Nov. 11, 2023

500 Yards Passing: 554 by Landry Jones of Oklahoma/Nov. 17, 2012

100 Yards Rushing & 300 Yards Passing: by Kyler Murray (114/364) of Oklahoma /Nov. 23, 2018

100 Yards Rushing & 200 Yards Passing: by Kyler Murray (114/364) of Oklahoma /Nov. 23, 2018

100 Yards Rushing & 100 Yards Passing: by Kyler Murray (114/364) of Oklahoma /Nov. 23, 2018

300 Yards Total Offense: 334 by Parker Navarro of Ohio/Sept. 6, 2025

400 Yards Total Offense: 473 by Dillon Gabriel of Oklahoma/Nov. 11, 2023

500 Yards Total Offense: 540 by Seth Russell of Baylor/Oct. 17, 2015

10 Receptions: 13 by Tetairoa McMillan of Arizona/Oct. 26, 2024

2 Touchdown Receptions: 2 by Desmond Reid of Pitt/Sept. 14, 2024

3 Touchdown Receptions: 3 by Drake Stoops of Oklahoma/Nov. 11, 2023

4 Touchdown Receptions: 4 by Kenny Stills of Oklahoma/Nov. 17, 2012

100 Yards Receiving: 119 by Raphael Williams Jr. of Pitt/Sept. 13, 2025

150 Yards Receiving: 150 by Josh Kelly/Nov. 30, 2024

200 Yards Receiving: 202 by Tetairoa McMillan of Arizona/Oct. 26, 2024

Double 100-Yard Receivers: 120 by DeMeer Blankumsee & 116 by Roc Taylor of Memphis/Dec. 17, 2024

50-Yard Touchdown Reception: 80 by Evan Pryor of Cincinnati/Nov. 9, 2024

75-Yard Touchdown Reception: 80 by Evan Pryor of Cincinnati/Nov. 9, 2024

50-Yard Reception (no touchdown): 67 by Raphael Williams Jr. and 68 by Bryce Yates of Pitt/

Sept. 13, 2025

Rushing and Receiving Touchdown: 1 receiving and 1 rushing by Mario Anderson Jr. of Memphis/Dec. 17, 2024

Passing and Receiving Touchdown: 1 passing and 2 receiving by Xavier Worthy of Texas/Oct. 1, 2022

Passing and Rushing Touchdown: 1 passing and 1 rushing by Eli Holstein of Pitt/Sept. 13, 2025

Passing, Receiving and Rushing Touchdown: by Kenny Hill of TCU/Oct. 7, 2017


Kickoff Return For Touchdown: 96 yards and 93 yards by Richard Reese of Baylor/Nov. 25, 2023

Two Kickoffs Returned For Touchdowns: 96 yards and 93 yards by Richard Reese of Baylor/Nov. 25, 2023

Opening Kickoff Return for Touchdown: 100 yards by Derius Davis of TCU/Oct. 23, 2021

Recovered an Onside Kick: Jay Sedwick kicked the ball 16 yards, recovered by Chance Waz of Baylor/Oct. 21, 2017

KADE HENSLEY



JACOB BARRICK



THE LAST TIME ...

Punt Return For Touchdown: 70 yards by Jalen Reagor of TCU/Nov. 29, 2019

2 Players Return Punts For Touchdown: by DeJuan Tribble (41) and Will Blackmon (71) of Boston College/Nov. 13, 2004

Punt Blocked: blocked by Logan Carter of Oklahoma State/Nov. 17, 2018

Punt Blocked/Recovered in End Zone For Touchdown: blocked by Brayden Willis and recovered in end zone by Austin Stogner of Oklahoma/Oct. 19, 2019

Punt Blocked/Returned For Touchdown: blocked by Maverick Gracio and returned 24 yards by Brandon George of Pitt/Sept. 14, 2024

Interception Return For Touchdown: 43 yards by Marques Sigle of Kansas State/Oct. 19, 2024

50-Yard Field Goal: 53 by Ty Zentner of Kansas State/Nov. 19, 2022

Field Goal Blocked: by Bravion Roy of Baylor/Oct. 31, 2019

Blocked Field Goal Returned For Touchdown: 82 yards by Andrew Johnson of Louisville/Nov. 5, 2011

Intercepted Fumble Returned For Touchdown: 75 yards by Tim Quense of Pitt/Oct. 1, 1983

Fumble Recovered/Returned For Touchdown: 56 yards by Zech McPhearson of Texas Tech/Sept. 26, 2020

Two-Point Conversion By Rush: by Davin Meggett of Maryland/Sept. 17, 2011

Two-Point Conversion By Pass: by Cataurus Hicks from Eli Holstein of Pitt/Sept. 13, 2025

Defensive Extra Point: Billy Bowman of Oklahoma recovered and returned a fumbled snap for a two-point conversion/Nov. 12, 2022

Extra Point Blocked: by Ochaun Mathis of TCU/Oct. 23, 2021

Extra Point Fumble Recovered and Returned for Defensive Extra Point Conversion: Billy Bowman of Oklahoma/Oct. 13, 2022

Punt Blocked For Safety: by Chris Nofoaiga of Idaho/Oct. 7, 2000

Team Gained 400 Yards Rushing: 468 by Baylor/Oct. 4, 2013

Team Gained 300 Yards Rushing: 304 by Oklahoma/Nov. 23, 2018

Team Gained 200 Yards Rushing: 210 by Texas Tech/Nov. 30, 2024

Team Failed To Gain 100 Yards Rushing: 46 by Pitt/Sept. 13, 2025

Team Finished With Negative Rushing Yards: Minus-7 by TCU/Nov. 3, 2018

Team Gained 300 Yards Passing: 303 by Pitt/Sept. 13, 2025

Team Gained 400 Yards Passing: 423 by Oklahoma/ Nov. 11, 2023

Team Failed To Gain 100 Yards Passing: 70 by Robert Morris/Aug. 30, 2025

Team Failed To Gain 50 Yards Passing: 29 by Georgia Southern/Sept. 5, 2015

Team Gained 500 Yards Total Offense: 569 by Texas Tech/Nov. 30, 2024

Team Gained 600 Yards Total Offense: 644 by Oklahoma/ Nov. 11, 2023

Team Gained 700 Yards Total Offense: 872 by Baylor/Oct. 5, 2013

Team Gained 800 Yards Total Offense: 872 by Baylor/Oct. 5, 2013

Team Failed To Gain 250 Yards Total Offense: 227 by Oklahoma State/Oct. 5, 2024

Team Failed To Gain 200 Yards Total Offense: 123 by Robert Morris/Aug. 30, 2025

Team Failed To Gain 100 Yards Total Offense: 95 by LIU/Sept. 11, 2021

Team Finished with 35 or more First Downs: 35 by Oklahoma State/Nov. 17, 2018

Team Finished with 30 or more First Downs: 31 by Texas Tech/Nov. 30, 2024

Team Failed To Get A First Down: no instance yet found

Team Failed To Get A Rushing First Down: by Western Michigan/Sept. 7, 1996

Team Failed To Get A Passing First Down: by Pitt/Oct. 10, 1981

Successful Fake Punt: by NC State/Sept. 14, 2019

Team Scored 70+ Points: 73 by Baylor/Oct. 5, 2013

Team Scored 60+ Points: 62 by Baylor/Oct. 17, 2015

Team Scored 50+ Points: 52 by Texas Tech/Nov. 30, 2024

Team Scored 40+ Points: 42 by Memphis/Dec. 17, 2024

Team Scored 30+ Points: 48 by Kansas State/Oct. 19, 2024

Scored 0 Points in a Half: 0 in the second half at Ohio/Sept. 6, 2025

Scored 0 Points in a Half in Two Consecutive Games: 0 in the second halves against Robert Morris/Aug. 30, 2025 and at Ohio/Sept. 6, 2025

Shutout Recorded: 37-0 by Maryland/Sept. 21, 2013

Safety Scored: When WVU's Yodny Cajuste was called for holding in the end zone at Iowa State/Oct. 13, 2018

Two Safeties Scored: When WVU's Geno Smith was tackled in the end zone by Syracuse's Cameron Lynch and Siriki Diabate, and when Smith was called for intentional grounding when he was being tackled by Brandon Sharpe/Dec. 29, 2012

OLIVER STRAW



LANDEN LIVINGSTON





RB, 5-9, 194, So.
 IMG Academy
 Leesburg, Va.

27 CLAY
 ASH

- Has played in 12 career games with one start
- Finished with a career-best 37 rushing yards on 12 carries and four receptions for 32 yards vs. Pitt
- Collected his first career receptions with four catches for 20 yards at Ohio
- Registered five carries for 23 yards in the season opener vs. Robert Morris
- 2025 Tommy Nickolich Award winner

2025 Game-By-Game


Opponent	Att.	Yds	Avg.	TDs	Long	Rec	Yds	TDs
Robert Morris	5	23	4.6	0	11	0	0	0
Ohio	4	2	0.5	0	4	4	20	0
Pitt	12	37	3.1	0	9	4	32	0
Kansas								
Utah								
BYU								
UCF								
TCU								
Houston								
Colorado								
Arizona State								
Texas Tech								
Total	21	62	3.0	0	11	8	52	0

Ash's Rushing Statistics

Year	Games	Att.	Yards	Avg.	TD	Long
2025	3	21	62	3.0	0	11
2024	9	0	0	0	0	0
Totals	12	21	62	3.0	0	11

Ash's Receiving Statistics

Year	Games	No.	Yards	Avg.	TD	Long
2025	3	8	52	6.5	0	15
2024	9	0	0	0	0	0
Totals	12	8	52	6.5	0	15



TE, 6-4, 223, Sr.
 Northern Illinois
 Rocklin, Calif.

80 GRAYSON
 BARNES

- Has played in 29 career games, including eight starts
- Had a season-best five catches for 58 yards with a long of 34 and hauled in the game-tying touchdown at the end of regulation vs. Pitt
- Made his first WVU start and hauled in three catches for 37 yards in the season opener vs. Robert Morris
- Transferred to WVU from Northern Illinois in Spring 2025

2025 Game-By-Game

Opponent	No.	Yards	Avg.	TDs	Long
Robert Morris	3	37	12.3	0	20
Ohio	1	2	2.0	0	2
Pitt	5	58	11.6	1	34
Kansas					
Utah					
BYU					
UCF					
TCU					
Houston					
Colorado					
Arizona State					
Texas Tech					
Totals	9	97	10.8	1	34

Barnes' Receiving Statistics

Year	Games	No.	Yards	Avg.	TD	Long
2025	3	9	97	10.8	1	34
2024	13	25	281	11.2	2	60
2023	13	23	422	18.3	5	58
Totals	29	57	800	14.0	8	60



TE, 6-3, 235, Sr.
 Jacksonville State
 Martinsburg, W.Va.

81 JACOB
 BARRICK

- Has played in 34 career games
- Registered one reception for seven yards vs. Pitt
- WVU Team Captain: Ohio
- Caught one pass for 15 yards in the season opener vs. Robert Morris
- Transferred to WVU from Jacksonville State in Winter 2025

2025 Game-By-Game

Opponent	No.	Yards	Avg.	TDs	Long
Robert Morris	1	15	15.0	0	15
Ohio	0	0	0	0	0
Pitt	1	7	7.0	0	7
Kansas					
Utah					
BYU					
UCF					
TCU					
Houston					
Colorado					
Arizona State					
Texas Tech					
Totals	2	22	11.0	0	15

Barrick's Receiving Statistics

Year	Games	No.	Yards	Avg.	TD	Long
2025	3	2	22	11.0	0	15
2024	14	6	70	11.7	0	20
2023	8	3	32	10.7	0	17
2022	9	0	0	0	0	0
Totals	34	11	124	11.3	0	20





RB, 5-10, 191, So.
Iowa Central CC
Harrisburg, Pa.

23 CYN CIR
BOWERS

- Has played in three career games
- Rushed for 54 yards and a touchdown on six carries in his WVU debut vs. Robert Morris
- Transferred to WVU from Iowa Central CC in Spring 2025

2025 Game-By-Game

Opponent	Att.	Yds	Avg.	TDs	Long	Rec	Yds	TDs
Robert Morris	6	54	9.0	1	26	0	0	0
Ohio	1	-1	-1.0	0	-1	0	0	0
Pitt	1	3	3.0	0	3	0	0	0
Kansas								
Utah								
BYU								
UCF								
ICU								
Houston								
Colorado								
Arizona State								
Texas Tech								
Total	8	56	7.0	1	26	0	0	0

Bowers' Rushing Statistics

Year	Games	Att.	Yards	Avg.	TD	Long
2025	3	8	56	7.0	1	26

Bowers' Receiving Statistics

Year	Games	No.	Yards	Avg.	TD	Long
2025	3	0	0	0	0	0



WR, 5-9, 162, r-Sr.
Jacksonville State
Martinsburg, W.Va.

7 JAROD
BOWIE

- Has played in 35 career games, including 29 starts
- Made his Mountaineer debut in the season opener vs. Robert Morris
- Transferred to WVU from Jacksonville State in Winter 2025

2025 Game-By-Game

Opponent	No.	Yards	Avg.	TDs	Long
Robert Morris	0	0	0	0	0
Ohio			DNP		
Pitt	0	0	0	0	0
Kansas					
Utah					
BYU					
UCF					
ICU					
Houston					
Colorado					
Arizona State					
Texas Tech					
Totals	0	0	0	0	0

Bowie's Receiving Statistics

Year	Games	No.	Yards	Avg.	TD	Long
2025	2	0	0	0	0	0
2024	14	13	207	15.9	0	58
2023	3	0	0	0	0	0
2022	11	23	442	19.2	4	65
2021	4	28	427	15.3	1	49
2020	1	7	57	8.1	2	18
Totals	35	64	1,133	11.7	7	65



WR, 6-2, 209, r-Sr.
Oklahoma State
Norman, Okla.

5 JADEN
BRAY

- Has played in 32 career games, including 14 starts
- Sustained a season-ending foot injury in the first quarter at Ohio
- Matched his career-long reception with a 45-yarder from Nicco Marchiol against the Bobcats
- Finished with four receptions for 69 yards before exiting the game
- Hauled in three catches for 26 yards in the season opener vs. Robert Morris

2025 Game-By-Game

Opponent	No.	Yards	Avg.	TDs	Long
Robert Morris	3	26	8.7	0	11
Ohio	4	69	17.3	0	45
Pitt			DNP		
Kansas					
Utah					
BYU					
UCF					
ICU					
Houston					
Colorado					
Arizona State					
Texas Tech					
Totals	7	95	13.6	0	45

Bray's Receiving Statistics

Year	Games	No.	Yards	Avg.	TD	Long
2025	2	7	95	13.6	0	45
2024	5	2	88	17.6	0	44
2023	10	30	382	12.7	2	45
2022	3	5	54	10.8	0	24
2021	12	13	250	19.2	2	36
Totals	32	57	869	15.2	4	45



RB, 6-2, 225, r-Sr.
Northern Iowa
Palatka, Fla.

2 TYE EDWARDS

- Has played in 27 career games, including 15 starts
- Broke out for 141 rushing yards on 25 carriers with a career-high three touchdowns, including a 1-yard rush to give WVU the lead in overtime vs. Pitt
- Became the first 100-yard rusher for the Mountaineers this season and the first running back to score 3+ rushing touchdowns in a game vs. Pitt since CJ Donaldson Jr. on Sept. 17, 2022 vs. Towson
- Made his Mountaineer debut in the season opener vs. Robert Morris
- Transferred to WVU from Northern Iowa in Winter 2025

2025 Game-By-Game

Opponent	Att.	Yds	Avg.	TDs	Long	Rec	Yds	TDs
Robert Morris	0	0	0	0	0	0	0	0
Ohio	0	0	0	0	0	0	0	0
Pitt	25	141	5.6	3	27	0	0	0
Kansas								
Utah								
BYU								
UCF								
TCU								
Houston								
Colorado								
Arizona State								
Texas Tech								
Total	25	141	5.6	3	27	0	0	0

Edwards' Rushing Statistics

Year	Games	Att.	Yards	Avg.	TD	Long
2025	3	25	141	5.6	3	27
2024	12	157	1,012	6.4	6	75
2023	9	109	536	4.9	5	40
2022	3	14	44	3.1	0	10
Totals	27	305	1,733	5.7	14	75

Edwards' Receiving Statistics

Year	Games	No.	Yards	Avg.	TD	Long
2025	3	0	0	0	0	0
2024	12	13	77	5.9	1	29
2023	9	10	93	9.3	0	27
2022	3	0	0	0	0	0
Totals	27	23	170	7.4	1	29



WR, 5-10, 188, r-Sr.
Morgantown
Morgantown, W.Va.

29 PRESTON FOX

- Has played in 44 career games, including 13 starts
- Added one catch for 12 yards in his first start of the season vs. Pitt before exiting the game with an injury
- Caught his first pass of the season at Ohio for 20 yards
- WVU Team Captain: Robert Morris
- Preseason All-Big 12 Third Team KOR (Phil Steele)

2025 Game-By-Game

Opponent	No.	Yards	Avg.	TDs	Long
Robert Morris	0	0	0	0	0
Ohio	1	20	20.0	0	20
Pitt	1	12	12.0	0	12
Kansas					
Utah					
BYU					
UCF					
TCU					
Houston					
Colorado					
Arizona State					
Texas Tech					
Totals	2	32	16.0	0	20

Fox's Receiving Statistics

Year	Games	No.	Yards	Avg.	TD	Long
2025	3	2	32	16.0	0	20
2024	13	12	131	10.9	0	30
2023	12	26	368	14.2	2	34
2022	12	4	41	10.3	1	26
2021	4	1	8	8.0	0	8
Totals	44	45	580	12.9	3	34



WR, 5-10, 181, Jr.
Laurel Highlands
Uniontown, Pa.

24 RODNEY GALLAGHER III

- Has played in 29 career games, including 13 starts
- Totaled a career-high 61 receiving yards on seven catches vs. Pitt
- Tallied a 16-yard rush, marking the longest of his career at Ohio
- Had two rushes for 18 yards and his first reception of the season for 12 yards in the Ohio game
- Registered one carry for nine yards in the season opener vs. Robert Morris

2025 Game-By-Game

Opponent	Att.	Yds	Avg.	TDs	Long	Rec	Yds	TDs
Robert Morris	1	9	9.0	0	9	0	0	0
Ohio	2	18	9.0	0	16	1	12	0
Pitt	0	0	0	0	0	7	61	0
Kansas								
Utah								
BYU								
UCF								
TCU								
Houston								
Colorado								
Arizona State								
Texas Tech								
Total	3	27	9.0	0	16	8	73	0

Gallagher's Rushing Statistics

Year	Games	Att.	Yards	Avg.	TD	Long
2025	3	3	27	9.0	0	16
2024	13	16	51	3.2	0	10
2023	13	15	87	7.4	0	15
Totals	29	34	165	4.9	0	16

Gallagher's Receiving Statistics

Year	Games	No.	Yards	Avg.	TD	Long
2025	3	8	73	9.1	0	20
2024	13	26	288	11.1	3	33
2023	13	10	74	7.4	0	14
Totals	29	44	435	9.9	3	33



QB, 6-3, 227, r-Sr.
Texas A&M
Los Angeles, Calif.

13 JAYLEN HENDERSON

- Has played in 12 career games, including four starts
- Connected on his first WVU completions going 2-of-3 for 12 yards vs. Pitt
- Transferred to WVU from Texas A&M in Winter 2025

2025 Game-By-Game

Opponent	Comp	Att	Pct.	Yards	TD	Int	Long
Robert Morris	0	2	0	0	0	0	0
Ohio	0	2	0	0	0	0	0
Pitt	2	3	.667	12	0	0	8
Kansas							
Utah							
BYU							
UCF							
TCU							
Houston							
Colorado							
Arizona State							
Texas Tech							
Total	2	7	.286	12	0	0	8

Henderson's Passing Statistics

Year	Games	Comp	Att	Pct.	Yards	TD	Int	Long
2025	3	2	7	.286	12	0	0	8
2024	0	0	0	0	0	0	0	0
2023	4	53	78	.679	715	6	2	51
2022	2	0	0	0	0	0	0	0
2021	3	5	8	.625	49	0	0	19
Totals	12	60	93	.645	776	6	2	51

Henderson's Rushing Statistics

Year	Games	No.	Yards	Avg.	TD	Long
2025	3	9	39	4.3	0	22
2024	0	0	0	0	0	0
2023	4	41	104	2.5	2	22
2022	2	2	-2	-1.0	0	2
2021	3	14	68	4.9	0	40
Totals	12	66	209	3.2	2	40



QB, 6-2, 235, r-Jr.
Hamilton
Chandler, Ariz.

8 NICCO MARCHIOL

- Has played in 23 career games, including six starts
- Finished 19-of-25 for 192 yards passing and threw a touchdown after leading a 2:36 drive to tie the game in the fourth quarter vs. Pitt
- Eclipsed 1,000 career passing yards, connecting on 15 passes through a career-best 26 attempts with 178 yards at Ohio
- Earned his first start of the season and connected 17-of-20 passes with a career-best 224 yards and a touchdown vs. Robert Morris

2025 Game-By-Game

Opponent	Comp	Att	Pct.	Yards	TD	Int	Long
Robert Morris	17	20	.850	224	1	0	46
Ohio	15	26	.577	178	0	1	45
Pitt	19	25	.760	192	1	0	34
Kansas							
Utah							
BYU							
UCF							
TCU							
Houston							
Colorado							
Arizona State							
Texas Tech							
Total	51	71	.718	594	2	1	46

Marchiol's Passing Statistics

Year	Games	Comp	Att	Pct.	Yards	TD	Int	Long
2025	3	51	71	.718	594	2	1	46
2024	8	37	56	.660	434	5	2	54
2023	9	30	53	.570	247	2	3	29
2022	3	4	13	.390	61	1	0	26
Totals	23	122	193	.632	1,336	10	6	54

Marchiol's Rushing Statistics

Year	Games	No.	Yards	Avg.	TD	Long
2025	3	34	61	1.8	1	12
2024	8	40	120	3.0	2	19
2023	9	38	133	3.5	1	22
2022	3	6	32	5.3	0	9
Totals	23	118	346	2.9	4	22



WR, 5-9, 165, Sr.
Eastern Michigan
Clewiston, Fla

3 ORAN SINGLETON JR

- Has played in 24 career games, including 10 starts
- Added one catch for 9 yards at Ohio
- Collected one reception for 7 yards and added two rushes for 24 yards in the season opener vs. Robert Morris
- Transferred to WVU from Eastern Michigan in Winter 2025

2025 Game-By-Game

Opponent	No.	Yards	Avg.	TDs	Long
Robert Morris	1	7	7.0	0	7
Ohio	1	9	9.0	0	9
Pitt	0	0	0	0	0
Kansas					
Utah					
BYU					
UCF					
TCU					
Houston					
Colorado					
Arizona State					
Texas Tech					
Totals	2	16	8.0	0	9

Singleton's Receiving Statistics

Year	Games	No.	Yards	Avg.	TD	Long
2025	3	2	16	8.0	0	8
2024	12	64	639	10.0	2	44
2021	9	11	112	10.2	1	24
Totals	24	77	767	10.0	3	44



WR, 5-11, 185, r-Sr.
S.C. State
Port St. John, Fla.

11 JUSTIN SMITH-BROWN

- Has played in 28 career games, including 21 starts
- Had the longest play of the day for WVU with his first Mountaineer reception for 56 yards vs. Pitt
- Made his WVU debut in the season opener vs. Robert Morris
- Transferred to WVU from S.C. State in Spring 2025

2025 Game-By-Game

Opponent	No.	Yards	Avg.	TDs	Long
Robert Morris	0	0	0	0	0
Ohio	0	0	0	0	0
Pitt	1	56	56.0	0	56
Kansas					
Utah					
BYU					
UCF					
TCU					
Houston					
Colorado					
Arizona State					
Texas Tech					
Totals	1	56	56.0	0	56

Smith-Brown's Receiving Statistics

Year	Games	No.	Yards	Avg.	TD	Long
2025	3	1	56	56.0	0	56
2024	12	54	749	13.9	4	63
2023	9	20	328	16.4	3	52
2022	4	2	52	26.0	0	42
Totals	28	77	1,185	15.4	7	63



WR, 6-2, 185, r-So.
Jacksonville State
Villa Rica, Ga.

4 CAM VAUGHN

- Has played in 20 career games with 11 starts
- Eclipsed 1,000 career receiving yards with three receptions for 34 yards vs. Pitt
- Reeled in two catches for 43 yards with a long of 31 at Ohio
- Hauled in seven receptions for 126 yards and one touchdown in his WVU debut vs. Robert Morris
- Season-best 46-yard reception vs. the Colonials
- Preseason All-Big 12 Third Team (Phil Steele)
- Transferred to WVU from Jacksonville State in Winter 2025

2025 Game-By-Game

Opponent	No.	Yards	Avg.	TDs	Long
Robert Morris	7	126	18.0	1	46
Ohio	2	43	21.5	0	31
Pitt	3	34	11.3	0	18
Kansas					
Utah					
BYU					
UCF					
TCU					
Houston					
Colorado					
Arizona State					
Texas Tech					
Totals	12	203	16.9	1	46

Vaughn's Receiving Statistics

Year	Games	No.	Yards	Avg.	TD	Long
2025	3	12	203	16.9	1	46
2024	14	48	803	16.7	5	75
2023	3	0	0	0	0	0
Totals	20	60	1,006	17.1	6	75



RB, 5-7, 190, Jr.
William Penn Senior
York, Pa.

1 JAHIEM WHITE

- Has played in 27 career games, including 16 starts
- Sustained a season-ending knee injury in the second quarter at Ohio
- Ran for 32-yard touchdown which marked the longest rushing touchdown of his career at Ohio
- Totaled 40 yards on six carries before exiting the Ohio game with an injury
- Registered his first career game with multiple rushing touchdowns vs. Robert Morris (2)
- Rushed for 93 yards and two touchdowns on 18 carries and added 12 receiving yards in the season opener vs. Robert Morris
- Preseason All-Big 12 First Team (Athlon Sports)
- Preseason All-Big 12 Second Team (Lindy's, Phil Steele)

2025 Game-By-Game

Opponent	Att.	Yds	Avg.	TDs	Long	Rec	Yds	TDs
Robert Morris	18	93	5.2	2	19	2	12	0
Ohio	6	40	6.7	1	32	1	3	0
Pitt					DNP			
Kansas								
Utah								
BYU								
UCF								
TCU								
Houston								
Colorado								
Arizona State								
Texas Tech								
Total	24	133	5.5	3	32	3	15	0

White's Rushing Statistics

Year	Games	Att.	Yards	Avg.	TD	Long
2025	2	24	133	5.5	3	32
2024	13	149	842	5.7	7	55
2023	12	109	845	7.7	4	53
Totals	27	282	1,820	6.5	14	55

White's Receiving Statistics

Year	Games	No.	Yards	Avg.	TD	Long
2025	2	3	15	5.0	0	13
2024	13	19	122	6.4	1	28
2023	12	5	125	25.0	2	75
Totals	27	27	262	9.7	3	75



S, 5-11, 190, So.
Douglas County
Douglasville, Ga.

7 ISRAEL
BOYCE

- Has played in 11 career games with one start
- Tallied two tackles, including one solo stop vs. Robert Morris
- Made his first career start in the season opener vs. Robert Morris

2025 Game-By-Game

Opponent	UT/AT/TT	TFL	Sacks	FF	FR	Int	PBU
Robert Morris	1/1/2	0/0	0/0	0	0	0	0
Ohio	0/0/0	0/0	0/0	0	0	0	0
Pitt	0/0/0	0/0	0/0	0	0	0	0
Kansas							
Utah							
BYU							
UCF							
TCU							
Houston							
Colorado							
Arizona State							
Texas Tech							
Totals	1/1/2	0	0	0	0	0	0

Boyce's Defensive Statistics

Year	GP	T/A/TT	TFL	Sacks	INT	PB	FF	FR
2025	3	1/1/2	0/0	0/0	0	0	0	0
2024	8	10/1/11	0/0	0/0	0	0	0	0
Totals	11	11/2/13	0/0	0/0	0	0	0	0



LB, 6-2, 230, r-Sr.
Ohio State
Ironton, Ohio

35 REID
CARRICO

- Has played in 37 career games with six starts
- Finished with a season-high six tackles and a half tackle for loss vs. Pitt
- WVU Team Captain: Pitt
- Tallied one tackle before exiting the Ohio game with an injury
- Made his first career sack in the season opener vs. Robert Morris
- Registered a career-high two tackles for loss vs. Robert Morris
- Added four tackles including three solos vs. Robert Morris

2025 Game-By-Game

Opponent	UT/AT/TT	TFL	Sacks	FF	FR	Int	PBU
Robert Morris	3/1/4	2.0/4	1.0/3	0	1	0	0
Ohio	0/1/1	0/0	0/0	0	0	0	0
Pitt	1/5/6	0.5/3	0.5/3	0	0	0	0
Kansas							
Utah							
BYU							
UCF							
TCU							
Houston							
Colorado							
Arizona State							
Texas Tech							
Totals	4/7/11	2.5/7	1.5/6	0	1	0	0

Carrico's Defensive Statistics

Year	GP	T/A/TT	TFL	Sacks	INT	PB	FF	FR
2025	3	4/7/11	2.5/7	1.5/6	0	0	0	1
2024	12	17/37/54	1.5/4	0/0	0	0	1	0
2023	10	0/1/1	0/0	0/0	0	0	0	0
2022	8	0/1/1	0/0	0/0	0	0	0	0
2021	4	0/3/3	0/0	0/0	0	0	0	0
Totals	37	21/49/70	4.0/11	1.5/6	0	0	1	1



CB, 5-11, 189, Sr.
Appalachian State
Charlotte, N.C.

23 JASON
CHAMBERS

- Has played in 37 career games, including 29 starts
- Tallied four solo stops and matched his career high with one tackle for loss vs. Pitt
- Recorded three solo tackles on the road at Ohio
- Collected one tackle in his WVU debut vs. Robert Morris
- Transferred to WVU from Appalachian State in Winter 2025

2025 Game-By-Game

Opponent	UT/AT/TT	TFL	Sacks	FF	FR	Int	PBU
Robert Morris	0/1/1	0/0	0/0	0	0	0	0
Ohio	3/0/3	0/0	0/0	0	0	0	0
Pitt	4/0/4	1.0/2	0/0	0	0	0	0
Kansas							
Utah							
BYU							
UCF							
TCU							
Houston							
Colorado							
Arizona State							
Texas Tech							
Totals	7/1/8	1.0/2	0/0	0	0	0	0

Chambers' Defensive Statistics

Year	GP	T/A/TT	TFL	Sacks	INT	PB	FF	FR
2025	3	7/1/8	1.0/2	0/0	0	0	0	0
2024	11	25/13/38	0.5/1	0/0	1	2	0	0
2023	12	29/12/41	0.5/0	0/0	3	9	1	1
2022	11	16/11/27	2.0/5	0/0	0	7	0	0
Totals	37	62/37/114	4.0/8	0/0	4	18	1	1



CB, 5-10, 185, r-Sr.
Nevada
Louisville, Miss.

3 MICHAEL
COATS JR.

- Has played in 26 career games with 16 starts
- Registered five tackles and his first pass breakup of the season vs. Pitt
- Tallied his first Mountaineer tackle at Ohio
- Made his WVU debut in season opener vs. Robert Morris
- Preseason All-Big 12 First Team (Phil Steele)
- Transferred to WVU in Winter 2025

2025 Game-By-Game

Opponent	UT/AT/TT	TFL	Sacks	FF	FR	Int	PBU
Robert Morris	0/0/0	0/0	0/0	0	0	0	0
Ohio	1/0/1	0/0	0/0	0	0	0	0
Pitt	1/4/5	0/0	0/0	0	0	0	1
Kansas							
Utah							
BYU							
UCF							
TCU							
Houston							
Colorado							
Arizona State							
Texas Tech							
Totals	2/4/6	0/0	0/0	0	0	0	1

Coats' Defensive Statistics

Year	GP	T/A/TT	TFL	Sacks	INT	PB	FF	FR
2025	3	2/4/6	0/0	0/0	0	1	0	0
2024	13	29/12/41	0.5/0	0/0	4	14	0	0
2023	10	10/3/13	0/0	0/0	1	5	0	0
Totals	26	41/19/60	0.5/0	0/0	5	20	0	0



LB, 6-0, 226, Jr.
East Lincoln
Denver, N.C.

15 BEN
CUTTER

- Has played in 29 career games with 10 starts
- Co-led the defense with a season-high eight tackles with three solo stops and one tackle for loss vs. Pitt
- Totaled six tackles, including a half tackle for loss, his first career interception and a pass breakup at Ohio
- Added four tackles, including three solos, in the season opener vs. Robert Morris

2025 Game-By-Game

Opponent	UT/AT/TT	TFL	Sacks	FF	FR	Int	PBU
Robert Morris	2/2/4	0/0	0/0	0	0	0	0
Ohio	1/5/6	0.5/0	0/0	0	0	1	1
Pitt	3/5/8	1.0/1	0/0	0	0	0	0
Kansas							
Utah							
BYU							
UCF							
TCU							
Houston							
Colorado							
Arizona State							
Texas Tech							
Totals	6/12/18	1.5/1	0/0	0	0	1	1

Coats' Defensive Statistics

Year	GP	T/A/TT	TFL	Sacks	INT	PB	FF	FR
2025	3	6/12/18	1.5/1	0/0	1	2	0	0
2024	13	10/29/39	0.5/0	0/0	0	0	0	0
2023	13	28/28/56	6.0/28	2/13	0	1	0	0
Totals	29	44/69/113	8.0/29	2.0/13	1	3	0	0



DL, 6-3, 295, So.
Auburndale
Auburndale, Fla.

69 NATE
GABRIEL

- Has played in 15 career games
- Added a career-best three tackles, including one solo stop, at Ohio
- Tallied two tackles in the season opener vs. Robert Morris

2025 Game-By-Game

Opponent	UT/AT/TT	TFL	Sacks	FF	FR	Int	PBU
Robert Morris	0/2/2	0.5/0	0/0	0	0	0	0
Ohio	1/2/3	0/0	0/0	0	0	0	0
Pitt	0/0/0	0/0	0/0	0	0	0	0
Kansas							
Utah							
BYU							
UCF							
TCU							
Houston							
Colorado							
Arizona State							
Texas Tech							
Totals	1/4/5	0.5/0	0/0	0	0	0	0

Gabriel's Defensive Statistics

Year	GP	T/A/TT	TFL	Sacks	INT	PB	FF	FR
2025	3	1/4/5	0.5/0	0/0	0	0	0	0
2024	12	5/4/9	0.5/5	0.5/5	0	0	0	0
Totals	15	6/8/14	1/5	0.5/5	0	0	0	0



CB, 5-11, 181, r-Sr.
Akron
Memphis, Tenn.

2 DEVONTE GOLDEN-NELSON

- Has played in 33 career games, including 10 starts
- Added one tackle in his WVU debut in the season opener vs. Robert Morris
- Transferred to WVU from Akron in Winter 2025

2025 Game-By-Game

Opponent	UT/AT/TT	TFL	Sacks	FF	FR	Int	PBU
Robert Morris	1/0/1	0/0	0/0	0	0	0	0
Ohio	0/0/0	0/0	0/0	0	0	0	0
Pitt			DNP				
Kansas							
Utah							
BYU							
UCF							
TCU							
Houston							
Colorado							
Arizona State							
Texas Tech							
Totals	1/0/1	0/0	0/0	0	0	0	0

Golden-Nelson's Defensive Statistics

Year	GP	T/A/TT	TFL	Sacks	INT	PB	FF	FR
2025	2	1/0/1	0/0	0/0	0	0	0	0
2024	12	24/9/33	0.5/0	0/0	0	7	0	0
2023	11	15/7/22	0/0	0/0	2	3	0	0
2022	5	9/2/11	0/0	0/0	0	0	0	0
2020	4	0/0/0	0/0	0/0	0	0	0	0
Totals	33	48/18/66	0.5/0	0/0	2	10	0	0



DL, 6-2, 265, r-Sr.
Incarnate Word
San Antonio, Texas

91 DEVIN GRANT

- Has played in 38 career games with 14 starts
- Tallied four stops with one solo tackle at Ohio
- Totaled four tackles with two solo stops in his WVU debut in the season opener vs. Robert Morris
- Transferred to WVU from Incarnate Word in Spring 2025

2025 Game-By-Game

Opponent	UT/AT/TT	TFL	Sacks	FF	FR	Int	PBU
Robert Morris	2/2/4	1.0/2	0/0	0	0	0	0
Ohio	1/3/4	0/0	0/0	0	0	0	0
Pitt	1/0/1	0/0	0/0	0	0	0	0
Kansas							
Utah							
BYU							
UCF							
TCU							
Houston							
Colorado							
Arizona State							
Texas Tech							
Totals	4/5/9	1.0/2	0	0	0	0	0

Grant's Defensive Statistics

Year	GP	T/A/TT	TFL	Sacks	INT	PB	FF	FR
2025	3	4/5/9	1.0/2	0/0	0	0	0	0
2024	14	17/14/31	11.0/64	8.5/57	0	0	1	0
2023	8	6/6/12	5.5/21	1.5/7	0	0	1	1
2022	10	9/5/14	2.0/10	0/0	0	0	0	0
2021	3	9/4/13	2.0/4	0/0	0	0	0	0
Totals	38	45/34/79	21.5/101	10.0/64	0	0	2	1



S, 6-3, 214, r-Sr.
Washington
Raleigh, N.C.

8 JUSTIN HARRINGTON

- Has played in 30 career games with two starts
- Added his first solo stop of the season vs. Pitt
- Registered his first tackles as a Mountaineer with two stops at Ohio
- Made his WVU debut in the season opener vs. Robert Morris
- Transferred to WVU from Washington in Winter 2025

2025 Game-By-Game

Opponent	UT/AT/TT	TFL	Sacks	FF	FR	Int	PBU
Robert Morris	0/0/0	0/0	0/0	0	0	0	0
Ohio	0/2/2	0/0	0/0	0	0	0	0
Pitt	1/0/1	0/0	0/0	0	0	0	0
Kansas							
Utah							
BYU							
UCF							
TCU							
Houston							
Colorado							
Arizona State							
Texas Tech							
Totals	1/2/3	0/0	0/0	0	0	0	0

Harrington's Defensive Statistics

Year	GP	T/A/TT	TFL	Sacks	INT	PB	FF	FR
2025	3	1/2/3	0/0	0/0	0	0	0	0
2024	8	1/2/3	0/0	0/0	0	0	0	0
2023	2	2/4/6	0/0	0/0	1	0	0	0
2022	13	11/12/23	0/0	0/0	1	2	0	0
2021	4	0/0/0	0/0	0/0	0	0	0	0
Totals	30	15/20/35	0/0	0/0	2	2	0	0



BAN, 6-4, 226, So.
Cabell Midland
Huntington, W.Va.

18 CURTIS JONES JR.

- Has played in 14 career games including one start
- In his first career start, tallied a career-best five tackles, his first sack and his first forced fumble vs. Pitt
- Made two tackles and added his first career solo stop at Ohio
- Registered one tackle in the season opener vs. Robert Morris

2025 Game-By-Game

Opponent	UT/AT/TT	TFL	Sacks	FF	FR	Int	PBU
Robert Morris	0/1/1	0/0	0/0	0	0	0	0
Ohio	1/1/2	0/0	0/0	0	0	0	0
Pitt	2/3/5	1.0/11	1.0/11	1	0	0	0
Kansas							
Utah							
BYU							
UCF							
TCU							
Houston							
Colorado							
Arizona State							
Texas Tech							
Totals	3/5/8	1.0/11	1.0/11	1	0	0	0

Jones' Defensive Statistics

Year	GP	T/A/TT	TFL	Sacks	INT	PB	FF	FR
2025	3	3/5/8	1.0/11	1.0/11	0	0	1	0
2024	11	0/1/1	0.0	0.0	0	0	0	0
Totals	14	3/6/9	1.0/11	1.0/11	0	0	1	0



DL, 6-5, 288, Sr.
Missouri
Orlando, Fla.

1 EDDIE KELLY JR.

- Has played in 40 career games, including 10 starts
- In his first WVU start, registered a season-high four tackles, a half sack and had a pass breakup
- Totaled four tackles and added a half tackle for loss at Ohio
- Tallied two tackles, including one solo tackle in his WVU debut in the season opener vs. Robert Morris
- Transferred to WVU from Missouri in Spring 2025

2025 Game-By-Game

Opponent	UT/AT/TT	TFL	Sacks	FF	FR	Int	PBU
Robert Morris	1/1/2	0/0	0/0	0	0	0	1
Ohio	0/2/2	0.5/1	0/0	0	0	0	0
Pitt	1/3/4	0.5/2	0.5/2	0	0	0	1
Kansas							
Utah							
BYU							
UCF							
TCU							
Houston							
Colorado							
Arizona State							
Texas Tech							
Totals	2/6/8	1.0/3	0.5/2	0	0	0	2

Kelly's Defensive Statistics

Year	GP	T/A/TT	TFL	Sacks	INT	PB	FF	FR
2025	3	2/6/8	1.0/3	0.5/2	0	2	0	0
2024	13	6/14/20	4.5/16	1/9	0	2	0	0
2023	13	15/23/38	5/15	1.5/6	0	2	0	0
2022	11	8/11/19	1.5/2	0/0	0	1	0	1
Totals	40	31/54/85	12.5/37	3.0/17	0	7	0	1



S, 5-9, 194, r-Sr.
Akron
Akron, Ohio

24 DARRIAN LEWIS

- Has appeared in 39 career games, including 23 starts
- Co-led the defense with eight tackles with four solo stops and an interception vs. Pitt
- Tallied an interception in back-to-back games, becoming the first Mountaineer to do so since Beanie Bishop Jr. in 2023 (Sept. 9 vs. Duquesne and Sept. 16 vs. Pitt)
- WVU Team Captain: Ohio
- Recorded an interception and added nine tackles with four solo stops at Ohio
- Totaled four tackles, including three solos in his WVU debut vs. Robert Morris
- Transferred to WVU from Akron in Winter 2025

2025 Game-By-Game

Opponent	UT/AT/TT	TFL	Sacks	FF	FR	Int	PBU
Robert Morris	3/1/4	0/0	0/0	0	0	0	0
Ohio	4/5/9	0/0	0/0	0	0	1	0
Pitt	4/4/8	0/0	0/0	0	0	1	0
Kansas							
Utah							
BYU							
UCF							
TCU							
Houston							
Colorado							
Arizona State							
Texas Tech							
Totals	11/10/21	0/0	0/0	0	0	2	0

Lewis' Defensive Statistics

Year	GP	T/A/TT	TFL	Sacks	INT	PB	FF	FR
2025	3	11/10/21	0/0	0/0	2	0	0	0
2024	12	43/31/74	3/6	0/0	1	7	0	0
2023	12	49/26/75	4/7	0.5/2	0	3	1	1
2022	12	30/26/56	3.5/17	1/8	1	7	0	1
Totals	39	133/93/226	10.5/30	1.5/10	4	17	1	2



N/S, 5-11, 206, Sr.
Jacksonville State
Vienna, Ga.

5 FRED PERRY

- Has played in 39 career games, including 15 starts
- Totaled six tackles with one sack vs. Pitt
- Leading tackler for the Mountaineers with 10, including six solo stops at Ohio
- Added two tackles for loss with one sack at Ohio
- Second-leading tackler for WVU with five stops in the season opener vs. Robert Morris
- Preseason All-Big 12 Third Team (Phil Steele)
- Transferred to WVU from Jacksonville State in Winter 2025

2025 Game-By-Game

Opponent	UT/AT/TT	TFL	Sacks	FF	FR	Int	PBU
Robert Morris	3/2/5	0/0	0/0	0	0	0	0
Ohio	6/4/10	2.0/15	1.0/6	0	0	0	2
Pitt	4/2/6	1.0/12	1.0/12	0	0	0	0
Kansas							
Utah							
BYU							
UCF							
TCU							
Houston							
Colorado							
Arizona State							
Texas Tech							
Totals	13/8/21	3.0/27	2.0/18	0	0	0	2

Perry's Defensive Statistics

Year	GP	T/A/TT	TFL	Sacks	INT	PB	FF	FR
2025	3	13/8/21	3.0/27	2.0/18	0	2	0	0
2024	12	47/63/110	10.0/52	3.0/34	0	2	2	1
2023	13	49/26/75	5.0/17	0/0	1	6	3	0
2022	11	37/35/72	3.0/7	0/0	1	2	1	0
Totals	39	146/132/278	21/103	5.0/52	2	12	6	1



DL, 6-3, 296, r-Jr.
Collins Hill
Suwanee, Ga.

92 ASANI REDWOOD

- Has played in 31 career games with one start
- Added two tackles vs. Pitt
- Collected a career-high five tackles with one solo stop at Ohio

2025 Game-By-Game

Opponent	UT/AT/TT	TFL	Sacks	FF	FR	Int	PBU
Robert Morris	0/0/0	0/0	0/0	0	0	0	0
Ohio	1/4/5	0/0	0/0	0	0	0	0
Pitt	0/2/2	0/0	0/0	0	0	0	0
Kansas							
Utah							
BYU							
UCF							
TCU							
Houston							
Colorado							
Arizona State							
Texas Tech							
Totals	1/6/7	0/0	0/0	0	0	0	0

Redwood's Defensive Statistics

Year	GP	T/A/TT	TFL	Sacks	INT	PB	FF	FR
2025	3	1/6/7	0/0	0/0	0	0	0	0
2024	13	8/9/17	2.5/9	1/6	0	1	0	0
2023	11	1/2/3	1.5/13	1.5/13	0	0	0	0
2022	4	2/2/4	0.5/1	0/0	0	0	0	0
Totals	31	12/19/31	4.5/23	2.5/19	0	1	0	0



DL, 6-3, 312, r-Sr.
Dublin Coffman
Dublin, Ohio

99 HAMMOND RUSSELL IV

- Has played in 30 career games with two starts
- Collected two tackles with one solo stop vs. Pitt
- WVU Team Captain: Ohio
- Added three tackles on the road at Ohio
- Tallied his first career forced fumble in the season opener vs. Robert Morris
- Set career highs in tackles for loss (2.5) and sacks (2) vs. Robert Morris
- Registered four tackles with two solo stops in his first career start vs. Robert Morris

2025 Game-By-Game

Opponent	UT/AT/TT	TFL	Sacks	FF	FR	Int	PBU
Robert Morris	2/2/4	2.5/9	2/8	1	0	0	0
Ohio	0/3/3	0/0	0/0	0	0	0	0
Pitt	1/1/2	0/0	0/0	0	0	0	0
Kansas							
Utah							
BYU							
UCF							
TCU							
Houston							
Colorado							
Arizona State							
Texas Tech							
Totals	3/6/9	2.5/9	2/8	1	0	0	0

Russell's Defensive Statistics

Year	GP	T/A/TT	TFL	Sacks	INT	PB	FF	FR
2025	3	3/6/9	2.5/9	2/8	0	0	1	0
2024	13	7/10/17	3.5/19	3/19	0	0	0	0
2023	12	4/6/10	0.5/6	0.5/6	0	0	0	0
2021	2	0/0/0	0	0	0	0	0	0
Totals	30	14/22/36	6.5/34	5.5/33	0	0	1	0



CB, 5-11, 166, r-Sr.
South Alabama
Kansas City, Mo.

6 JORDAN SCRUGGS

- Has played in 26 games, including 20 starts
- Totaled three tackles, including one solo stop, vs. Pitt
- Registered his first Mountaineer tackles with three stops at Ohio
- Made his WVU debut in the season opener vs. Robert Morris
- Transferred to WVU from South Alabama in Winter 2025

2025 Game-By-Game

Opponent	UT/AT/TT	TFL	Sacks	FF	FR	Int	PBU
Robert Morris	0/0/0	0/0	0/0	0	0	0	0
Ohio	2/1/3	0/0	0/0	0	0	0	0
Pitt	1/2/3	0/0	0/0	0	0	0	0
Kansas							
Utah							
BYU							
UCF							
TCU							
Houston							
Colorado							
Arizona State							
Texas Tech							
Totals	3/3/6	0	0	0	0	0	0

Scruggs' Defensive Statistics

Year	GP	T/A/TT	TFL	Sacks	INT	PB	FF	FR
2025	3	3/3/6	0/0	0/0	0	0	0	0
2024	12	33/36/69	4.5/6	0/0	1	2	0	0
2022	11	24/13/37	2.5/3	0/0	0	8	0	0
Totals	26	60/52/112	7/9	0/0	1	10	0	0



BAN, 6-2, 238, r-Sr.
Wyoming
Thornton, Colo.

10 BRADEN SIDERS

- Has played in 36 career games, including 28 starts
- Registered two tackles with one solo stop vs. Pitt
- Added four tackles with one solo stop at Ohio
- Totaled one tackle, one pass breakup and one fumble recovery in his WVU debut vs. Robert Morris
- Transferred to WVU from Wyoming in Winter 2025

2025 Game-By-Game

Opponent	UT/AT/TT	TFL	Sacks	FF	FR	Int	PBU
Robert Morris	1/0/1	0/0	0/0	0	1	0	1
Ohio	1/3/4	0/0	0/0	0	0	0	0
Pitt	1/1/2	0/0	0/0	0	0	0	0
Kansas							
Utah							
BYU							
UCF							
TCU							
Houston							
Colorado							
Arizona State							
Texas Tech							
Totals	3/4/7	0/0	0/0	0	1	0	1

Siders' Defensive Statistics

Year	GP	T/A/TT	TFL	Sacks	INT	PB	FF	FR
2025	3	3/4/7	0/0	0/0	0	1	0	1
2024	7	12/10/22	5.5/34	3.5/28	0	1	0	0
2023	12	15/11/26	5/20	4/19	0	2	0	0
2022	13	35/9/44	13.5/48	7/28	0	1	0	0
Totals	36	65/34/99	23.5/99	14/72	0	5	0	1



S, 6-0, 200, Sr.
Jacksonville State
Monrovia, Liberia

14 KEKOURA TARNUE

- Has played in 29 career games with 15 starts
- Registered seven tackles with five solo stops and added a pass breakup vs. Pitt
- WVU Team Captain: Pitt
- Totaled eight tackles, including one tackle for loss, a forced fumble and one pass breakup at Ohio

2025 Game-By-Game

Opponent	UT/AT/TT	TFL	Sacks	FF	FR	Int	PBU
Robert Morris	0/0/0	0/0	0/0	0	0	0	0
Ohio	6/2/8	1.0/2	0/0	1	0	0	1
Pitt	5/2/7	0/0	0/0	0	0	0	1
Kansas							
Utah							
BYU							
UCF							
TCU							
Houston							
Colorado							
Arizona State							
Texas Tech							
Totals	11/4/15	1.0/2	0/0	1	0	0	2

Tarnue's Defensive Statistics

Year	GP	T/A/TT	TFL	Sacks	INT	PB	FF	FR
2025	3	11/4/15	1.0/2	0/0	0	2	1	0
2024	13	25/10/35	2.5/6	0.5/4	0	1	1	1
2023	13	47/6/53	2.0/20	1/12	3	7	0	0
Totals	29	83/20/103	5.5/28	1.5/16	3	10	2	1



CB, 6-1, 189, So.
Appalachian State
Atlanta, Ga.

19 NICK
TAYLOR

- Has played in 10 career games with one start
- Notched his first WVU tackle on the road at Ohio
- Made his WVU debut in the season opener vs. Robert Morris
- Transferred to WVU from Appalachian State in Spring 2025

2025 Game-By-Game

Opponent	UT/AT/TT	TFL	Sacks	FF	FR	Int	PBU
Robert Morris	0/0/0	0/0	0/0	0	0	0	0
Ohio	0/1/1	0/0	0/0	0	0	0	0
Pitt	0/0/0	0/0	0/0	0	0	0	0
Kansas							
Utah							
BYU							
UCF							
TCU							
Houston							
Colorado							
Arizona State							
Texas Tech							
Totals	0/1/1	0/0	0/0	0	0	0	0

Taylor's Defensive Statistics

Year	GP	T/A/TT	TFL	Sacks	INT	PB	FF	FR
2025	3	0/1/1	0/0	0/0	0	0	0	0
2024	7	5/5/10	0/0	0/0	0	1	0	0
Totals	10	5/6/11	0/0	0/0	0	1	0	0



DT, 6-3, 282, r-Sr.
French Finnish School of Helsinki
Helsinki, Finland

96 EDWARD
VESTERINEN

- Has played in 38 games, including 19 starts
- Finished with four tackles, including a career-high two sacks, vs. Pitt
- Added five tackles at Ohio
- WVU Team Captain: Robert Morris

2025 Game-By-Game

Opponent	UT/AT/TT	TFL	Sacks	FF	FR	Int	PBU
Robert Morris	0/0/0	0/0	0/0	0	0	0	0
Ohio	0/5/5	0/0	0/0	0	0	0	0
Pitt	1/3/4	2.0/15	2.0/15	0	0	0	0
Kansas							
Utah							
BYU							
UCF							
TCU							
Houston							
Colorado							
Arizona State							
Texas Tech							
Totals	0/5/5	0/0	0/0	0	0	0	0

Vesterinen's Defensive Statistics

Year	GP	T/A/TT	TFL	Sacks	INT	PB	FF	FR
2025	3	1/8/9	2.0/15	2.0/15	0	0	0	0
2024	2	1/1/2	0.5/0	0/0	0	0	0	0
2023	13	10/18/28	4.5/19	3.0/15	0	0	0	0
2022	12	4/6/10	2.5/11	1.0/9	0	0	0	0
2021	8	1/6/7	0.5/1	0.5/1	0	0	0	0
Totals	38	17/39/56	10.0/46	6.5/40	0	0	0	0



LB, 6-1, 230, r-Sr.
Colorado State
Arvada, Colo.

30 CHASE
WILSON

- Has played in 44 career games, including 27 starts
- Missed the Pitt game with a leg injury
- Totaled seven tackles, including two sacks, one interception and one pass breakup at Ohio
- Registered a sack in back-to-back games for the first time in his career at Ohio and the first Mountaineer to do so since DL Sean Martin at Cincinnati and vs. Baylor in 2024
- Leading tackler for WVU with six tackles in his WVU debut vs. Robert Morris
- Added 1.5 tackles for loss, including one sack
- Preseason All-Big 12 Third Team (Phil Steele)
- Transferred to WVU from Colorado State in Winter 2025

2025 Game-By-Game

Opponent	UT/AT/TT	TFL	Sacks	FF	FR	Int	PBU
Robert Morris	1/5/6	1.5/4	1/3	0	0	0	0
Ohio	5/2/7	2/6	2/6	0	0	1	1
Pitt			DNP				
Kansas							
Utah							
BYU							
UCF							
TCU							
Houston							
Colorado							
Arizona State							
Texas Tech							
Totals	6/7/13	3.5/10	3/9	0	0	1	1

Wilson's Defensive Statistics

Year	GP	T/A/TT	TFL	Sacks	INT	PB	FF	FR
2025	2	6/7/13	3.5/10	3/9	1	1	0	0
2024	13	39/59/98	3/7	0/0	2	4	0	1
2023	12	44/63/107	8.5/38	3.5/31	0	3	0	1
2022	12	15/14/29	2.5/17	2.5/17	0	2	1	0
2021	3	0/0/0	0/0	0/0	0	0	0	0
2020	2	0/0/0	0/0	0/0	0	0	0	0
Totals	44	104/143/247	17.5/72	9/57	3	10	1	2



LB, 6-3, 225, r-Fr.
North Carolina
Marietta, Ga.



- Has played in seven career games
- Added four tackles with one solo stop at Ohio
- Notched his first career tackles with four in the season opener vs. Robert Morris
- Transferred to WVU from North Carolina in Spring 2025

2025 Game-By-Game

Opponent	UT/AT/TT	TFL	Sacks	FF	FR	Int	PBU
Robert Morris	2/2/4	0/0	0/0	0	0	0	0
Ohio	1/3/4	0/0	0/0	0	0	0	0
Pitt	0/1/1	0/0	0/0	0	0	0	0
Kansas							
Utah							
BYU							
UCF							
TCU							
Houston							
Colorado							
Arizona State							
Texas Tech							
Totals	3/6/9	0	0	0	0	0	0

Woods' Defensive Statistics

Year	GP	T/A/TT	TFL	Sacks	INT	PB	FF	FR
2025	3	3/6/9	0/0	0/0	0	0	0	0
2024	4	0/0/0	0/0	0/0	0	0	0	0
Totals	7	3/6/9	0/0	0/0	0	0	0	0



PR, 5-10, 192, r-Sr.
Morgantown
Morgantown, W.Va.

29 PRESTON
FOX

- Has played in 44 career games
- Fielded one punt for 2 yards before exiting the Pitt game with an injury
- Registered 82 total return yards on five attempts at Ohio
- WVU Team Captain: Robert Morris
- Tallied 88 total return yards on six attempts in the season opener vs. Robert Morris
- Preseason All-Big 12 Third Team KOR (Phil Steele)

2025 Game-By-Game Punt Returns

Opponent	No.	Yards	Avg.	TDs	Long
Robert Morris.	5	52	10.4	0	28
Ohio	2	19	9.5	0	12
Pitt	1	2	2.0	0	2
Kansas					
Utah					
BYU					
UCF					
TCU					
Houston					
Colorado					
Arizona State					
Texas Tech					
Totals	8	73	9.1	0	28

Fox's Punt Return Statistics

Year	Games	No.	Yards	Avg.	TD	Long
2025	3	8	73	9.1	0	28
2024	13	13	105	8.1	0	29
2023	12	18	145	8.1	0	20
2022	12	7	51	7.3	0	27
2021	4	0	0	0	0	0
Totals	44	45	374	8.3	0	29



K, 6-1, 185, SO.
Tulane
Glen Ellyn, Ill.

99 ETHAN
HEAD

- Has played in 16 career games
- Totaled 291 yards on five kickoffs with a season-high two touchbacks
- Collected 171 yards on three kickoffs and added his first touchback at Ohio
- Kicked off six times for 376 yards in his WVU debut in the season opener vs. Robert Morris
- Transferred to WVU from Tulane in Winter 2025

2025 Game-By-Game

Opponent	Kickoffs	Yards	Avg.	TB
Robert Morris.	6	376	62.7	0
Ohio	3	171	57.0	1
Pitt	5	291	58.2	2
Kansas				
Utah				
BYU				
UCF				
TCU				
Houston				
Colorado				
Arizona State				
Texas Tech				
Totals	14	838	59.9	3

Head's Kickoff Statistics

Year	Kickoffs	Yards	Avg.	TB
2025	14	838	59.9	3
2024	77	4,873	63.3	50
Totals	91	5,540	60.9	53



K, 5-10, 189, r-Sr.
Coastal Carolina
Johnson City, Tenn.

25 KADE
HENSELY

- Has played in 38 career games
- Registered seven points off of a 21-yard field goal and four extra points vs. Pitt
- Totaled four points with a season-long 38-yard field goal and one extra point at Ohio
- Added nine points off a 27-yard field goal and six extra points in his WVU debut in the season opener vs. Robert Morris
- Transferred to WVU from Coastal Carolina in Spring 2025

2025 Game-By-Game

Opponent	FGM/FGA	Pct.	Long	XP/XPA	Pts
Robert Morris.	1/1	1.000	27	6/6	9
Ohio	1/1	1.000	38	1/1	4
Pitt	1/2	.500	21	4/4	7
Kansas					
Utah					
BYU					
UCF					
TCU					
Houston					
Colorado					
Arizona State					
Texas Tech					
Totals	3/4	.750	38	11/11	20

2025 Field Goal Sequence

Robert Morris	(27)
Ohio	(38)
Pitt	44 (21)
Kansas	
Utah	
BYU	
UCF	
TCU	
Houston	
Colorado	
Arizona State	
Texas Tech	
Made FGs in (x)	

Hensley's Field Goal Statistics

Year	FG/A	Pct.	1/29	30/39	40/49	50+	LG
2025	3/4	.75	2/2	1/1	0/1	0/0	38
2024	16/19	.84	6/6	5/6	5/6	0/1	49
2023	10/13	.77	4/4	5/7	1/2	0/0	49
2022	8/11	.73	4/4	0/2	4/5	0/0	48
Totals	37/47	.79	16/16	11/16	10/14	0/1	49



P, 6-2, 210, Sr.
Mentone Grammar School
Melbourne, Australia

41

OLIVER
STRAW

- Has played in 39 career games
- Totaled 274 yards on six punts with a long of 52 vs. Pitt
- Tallied 328 yards on eight punts with a season-long of 55 yards at Ohio
- Connected on his first of two 50+ yard punts of the season with a 55-yard punt that was downed at the opponent's 3-yard line at Ohio
- WVU Team Captain: Robert Morris
- Collected 113 yards on three punts in the season opener vs. Robert Morris
- Preseason All-Big 12 Third Team (Phil Steele)

2025 Game-By-Game

Opponent	Punts	Yds.	Avg.	Lg.	TB	FC	50+	I-20
Robert Morris	3	113	37.7	42	0	2	0	1
Ohio	8	328	41.0	55	1	1	2	2
Pitt	6	274	45.7	52	0	1	2	1
Kansas								
Utah								
BYU								
UCF								
TCU								
Houston								
Colorado								
Arizona State								
Texas Tech								
Totals	17	715	42.1	55	1	4	4	3

Straw's Punting Statistics

Year	Punts	Yards	Avg.	Long	TB	FC	50+	I-20
2025	17	715	42.1	55	1	4	4	4
2024	35	1,530	43.7	57	2	12	5	15
2023	43	1,853	43.1	61	2	21	8	19
2022	48	2,029	42.3	63	2	24	8	18
Totals	143	6,135	42.9	63	7	61	25	56

MORGANTOWN, W.Va. (Aug. 30, 2025) -

Rich Rodriguez's second tenure at West Virginia got started on a winning note after a summer of fanfare and excitement.

The Mountaineers responded with a convincing 45-3 win over Robert Morris in front of 57,093 fans dressed in gold at Milan Puskar Stadium.

West Virginia started fast and scored on its first drive of the second Rodriguez era by putting together a 10-play, 83-yard drive in 3:22 that ended with a 10-yard touchdown run from quarterback Nicco Marchiol.

The Mountaineers upped their advantage to 10-0 at the 11:44 mark of the second quarter when kicker Kade Hensley converted a 27-yard field goal.

But turnovers quickly became the topic of conversation as the Mountaineers fumbled four times in the first half and lost three, resulting in unfinished drives and a seven-point lead at the half.

Robert Morris took advantage of one of the fumbles from the home team and converted a 36-yard field goal from Jayson Jenkins to put the halftime score at 10-3 in favor of West Virginia.

West Virginia's seven-point lead quickly became 14 as the Mountaineers responded with a 64-yard scoring drive to start the third quarter. Running back Jahiem White's 1-yard scoring run put the Mountaineers up 17-3.

White came back two drives later to score his second touchdown on a 4-yard scamper, putting the score at 24-3. The scoring drive was set up by WVU turning the table on the Colonials by forcing and recovering a fumble from RMU quarterback Zach Tanner.

While the defense continued to keep Robert Morris at bay, the offense closed the game with three fourth-quarter touchdowns.

Marchiol threw his first touchdown pass of the season on a 46-yard completion to receiver Cam Vaughn, who made one of the best over-the-head catches one will see in the college game.

Leading 31-3, the Mountaineers marched 54 yards in four plays to open a 38-3 advantage on running back Cyncir Bowers' 26-yard run. Bowers' rushing accounted for 45 of the 54 yards in the drive.

To close the scoring, true freshman quarterback Scotty Fox Jr. saw his collegiate career get started in exciting fashion, as he broke loose for a 59-yard touchdown run to put the exclamation point on the 42-point victory.

Marchiol was efficient in completing 17-of-20 passes and accounting for 224 yards. White led the potent WVU rushing attack with 94 yards and two scores, while Vaughn had a strong WVU debut with seven catches for 126 yards. Linebacker Chase Wilson led the defense with six tackles.

Ethan Shine paced the Robert Morris ground game with 20 yards, and Tanner completed seven passes against the stingy WVU defense for 70 yards. Patrick McDonnell led the RMU defense with 12 tackles, nine of which were solo.

Despite the turnovers, West Virginia turned in a big offensive day. The Mountaineers finished with 393 yards rushing and 232 passing to total an impressive 625 yards of offense. The Colonials finished with 53 yards on the ground and 70 through the air for 123 yards of total offense.

Unlike his debut at West Virginia in 2001 which was a loss at Boston College, Rodriguez started his second tenure with a victory, giving him 61 all-time at West Virginia and moving him into a tie for second place on the school's all-time win list.

GAME NO. 1: WEST VIRGINIA 45, ROBERT MORRIS 3



CAM VAUGHN

FRED PERRY

Scoring and Statistical Summary

	1	2	3	4	F
Robert Morris	0	3	0	0	3
West Virginia	7	3	14	21	45

1st	WVU - Nicco Marchiol 10 rush (Kade Hensley kick)
2nd	WVU - Hensley 27 FG RMU - Jayson Jenkins 36 FG
3rd	WVU - Jahiem White 1 rush (Hensley kick) WVU - White 4 rush (Hensley kick)
4th	WVU - Cam Vaughn 46 pass from Marchiol (Hensley kick) WVU - Cyncir Bowers 26 rush (Hensley kick) WVU - Scotty Fox 59 rush (Hensley kick)

	RMU	WVU
First Downs	8	26
Rushes/Yards	37/53	53/393
Passing Yardage	70	232
Passes	7/22/0	18/23/0
Punts	11/453/41.2	3/113/37.7
Fumbles/Lost	2/2	5/4
Return Yardage	50	100
Penalties/Yards	4/24	9/69
Time of Possession	32:30	27:30

WVU RUSHING: White 18-93; WVU PASSING: Marchiol 17-20-0-224; WVU RECEIVING: Vaughn 7-126; WVU TACKLES (TFL/QS): Wilson 6 (2/1), Perry 5; WVU INTERCEPTIONS: None.

RMU RUSHING: Shine 8-20; RMU PASSING: Tanner 7-21-0-70; RMU RECEIVING: Lee 2-22; RMU TACKLES (TFL/QS): McDonnell 12; RMU INTERCEPTIONS: None.

Attendance - 57,093

ATHENS, OHIO (Sept. 6, 2025) - A bad day at the office is a good way to describe West Virginia's first road game of the season as the Mountaineers came up on the short end of a 17-10 verdict at Ohio's Peden Stadium.

A sold out crowd of 26,740 anxiously awaited the Mountaineers as many wondered why West Virginia would schedule an away game in the Mid-American Conference. In the end, the Bobcats kept the ball more than 20 minutes longer than the Mountaineers and ran 23 more offensive plays to secure the victory.

West Virginia's day started well as the Mountaineers grabbed a 7-0 first-quarter lead. A 31-yard completion from quarterback Nicco Marchiol to receiver Cam Vaughn set up a 32-yard touchdown run by running back Jahiem White. The drive covered 89 yards in six plays.

Ohio answered before the end of the quarter, converting on a 37-yard field goal from Brack Peacock to end a six-play, 60-yard scoring drive.

Trailing 7-3 after the first quarter, the Bobcats made the second quarter their own by outscoring the Mountaineers 14-0 and taking a 17-7 advantage into the locker room at the half.

Ohio took the lead at the 2:31 mark by taking 6:00 off the clock en route to a 71-yard, 12-play drive that saw running back Sieh Bangura power in from 1 yard out.

After holding the Mountaineers on three plays on the ensuing drive, the Bobcats struck again with what would end up being the winning score. Quarterback Parker Navarro connected with receiver Chase Hendricks for a 31-yard scoring strike, giving the home team the 10-point edge at the break.

The Mountaineers got the first possession of the third quarter and scored their only points of the second half at the 12:30 mark. Marching 51 yards in seven plays, the visitors added a 38-yard field goal from kicker Kade Hensley to cut the deficit to 17-10.

Despite three second-half interceptions from the Mountaineer defense and holding the Bobcats scoreless in the final two quarters, six WVU offensive possessions could not put any additional points on the board, sealing the Bobcat victory.

Injuries also took a toll on the Mountaineers, who lost two of their offensive playmakers early in the contest. White left in the second quarter after averaging 6.7 yards per rush, while receiver Jaden Bray also did not make it past the third quarter after accounting for 69 receiving yards. Linebacker Reid Carrico was also an injury casualty early in the first quarter, forcing adjustments on the WVU defense.

Despite playing less than two quarters, White finished with 40 yards rushing, while Marchiol ended with 178 yards passing. WVU's defense was led by Fred Perry with 10 tackles, two tackles for loss, one sack and two pass breakups.

Ohio got a nice performance from Navarro. Despite the three interceptions, the veteran finished with 247 yards passing and 87 rushing to lead the offense. Hendricks was Navarro's favorite target hauling in eight catches for 121 yards. DJ Walker, Jack Fries and Michael Molnar contributed seven tackles each in Ohio's defensive effort.

Final numbers showed West Virginia with 72 yards rushing and 178 passing for 250 yards of offense. The homestanding Bobcats rushed for 182 yards and added 247 passing to finish with 429 total yards.

Ohio's win broke a four-game WVU winning streak in the series as the two teams ended the day with 1-1 records after two games.

GAME NO. 2: OHIO 17, WEST VIRGINIA 10



DARRIAN LEWIS

JAHIEM WHITE

Scoring and Statistical Summary

	1	2	3	4	F
West Virginia	7	0	3	0	10
Ohio	3	14	0	0	17

- 1st WVU - Jahiem White 32 rush (Kade Hensley kick)
OHIO - Brack Peacock 37 FG
- 2nd OHIO - Sieh Bangura 1 rush (Peacock kick)
OHIO - Chase Hendricks 31 pass from Parker Navarro (Peacock kick)
- 3rd WVU - Hensley 38 FG

	WVU	OHIO
First Downs	13	24
Rushes/Yards	28/72	48/182
Passing Yardage	178	247
Passes	15/28/1	22/31/3
Punts	8/328/41.0	4/165/41.2
Fumbles/Lost	0/0	2/0
Return Yardage	119	38
Penalties/Yards	8/85	10/68
Time of Possession	19:45	40:15

WVU RUSHING: White 6-40; WVU PASSING: Marchiol 15-26-1-178; WVU RECEIVING: Bray 4-69; WVU TACKLES (TFL/QS): Perry 10 (2/1), Lewis 9, Tarnue 8; WVU INTERCEPTIONS: Lewis, Wilson, Cutter

OHIO RUSHING: Navarro 18-87, Bangura 20-66; OHIO PASSING: Navarro 22-31-3-247; OHIO RECEIVING: Hendricks 8-121; OHIO TACKLES (TFL/QS): Walker 7 (1/0), Fries 7, Molnar 7 (2/2); OHIO INTERCEPTIONS: Hollobaugh.

Attendance - 26,740



2025-26 West Virginia Football
Results and Comparison
All games

Page 1/1
as of Sep 15, 2025

Date	Opponent		Score	Overall	Conf	Time	Attend
08/30/2025	Robert Morris	W	45-3	1-0	0-0	3:23	57093
09/06/2025	at Ohio	L	10-17	1-1	0-0	3:19	26740
09/13/2025	Pittsburgh	Wot1	31-24	2-1	0-0	4:16	62108

Opponent	Score	First Downs				Rushing Number-Yards	Passing		Total Offense Plays-Yards	Return Yards	Turn- Overs
		Total	Rush	Pass	Pen		Comp-Att.-Int	Yards			
Robert Morris	45-3	26 / 8	17 / 2	8 / 5	1 / 1	53-393 / 37-53	18-23-0 / 7-22-0	232 / 70	76-625 / 59-123	100 / 50	4 / 2
Ohio	10-17	13 / 24	5 / 10	6 / 10	2 / 4	28-72 / 48-182	15-28-1 / 22-31-3	178 / 247	56-250 / 79-429	119 / 38	1 / 3
Pittsburgh	31-24	28 / 15	14 / 4	10 / 8	4 / 3	58-174 / 34-46	22-32-2 / 22-38-1	260 / 303	90-434 / 72-349	30 / 67	2 / 1
Totals	86-44	67 / 47	36 / 16	24 / 23	7 / 8	139-639 / 119-281	55-83-3 / 51-91-4	670 / 620	222-1309 / 210-901	249 / 155	7 / 6



**2025-26 West Virginia Football
Overall Team Statistics
All games**

Page 1/2
as of Sep 15, 2025

Team Statistics

	WVU	OPP
Scoring	86	44
Points per game	28.7	14.7
Points Off Turnovers	0	9
First Downs	67	47
Rushing	36	16
Passing	24	23
Penalty	7	8
Rushing Yardage	639	281
Yards gained rushing	718	375
Yards lost rushing	79	94
Rushing attempts	139	119
Average per rush	4.6	2.4
Average per game	213.0	93.7
TDs Rushing	9	2
Passing Yardage	670	620
Comp-Att-Int	55-83-3	51-91-4
Average per pass	8.1	6.8
Average per catch	12.2	12.2
Average per game	223.3	206.7
TDs Passing	2	2
Total offense	1309	901
Total plays	222	210
Average per play	5.9	4.3
Average per game	436.3	300.3
Kick returns: #-Yards	6-129	7-83
Punt returns: #-Yards	8-73	5-29
Int returns: #-Yards	4-47	3-43
Kick return average	21.5	11.9
Punt return average	9.1	5.8
Int return average	11.8	14.3
Fumbles-Lost	6-4	5-2
Penalties-Yards	23-214	28-210
Average per game	71.3	70.0
Punts-Yards	17-715	22-919
Average per punt	42.1	41.8
Net punt average	39.2	38.0
Kickoffs-Yards	16-962	12-722
Average per kick	60.1	60.2
Net kick average	42.1	37.6
Time of possession / game	26:05	33:55
3rd-down conversion	12/41	12/46
3rd-down pct	29%	26%
4th-down conversion	3/6	2/5



2025-26 West Virginia Football
Overall Team Statistics
All games

Page 2/2
as of Sep 15, 2025

	WVU	OPP
4th-down pct	50%	40%
Sacks by-Yards	12-67	8-48
Misc Yards	0	0
Touchdowns scored	11	4
Field goals - attempts	3-4	5-7
On-Side kicks	0-0	0-0
Red-zone scores	(10-10) 100%	(8-10) 80%
Red-zone touchdowns	(7-10) 70%	(3-10) 30%
PAT-attempts	(11-11) 100%	(3-3) 100%
2-point conversion-attempts	(0-0) 0%	(1-1) 100%
Attendance	119201	26740
Games / Avg per game	2/59601	1/26740
Neutral site games	-	0/0

Score by Periods

Team	1st	2nd	3rd	4th	OT	TOT
West Virginia	14	10	24	31	7	86
Opponents	3	20	11	10	0	44



2025-26 West Virginia Football
Individual Statistics
All games

Page 1/3
as of Sep 15, 2025

Rushing

Player	gp	att	gain	loss	net	avg	td	lg	avg/g
Tye Edwards	3	25	142	1	141	5.6	3	27	47.0
Jahiem White	2	24	138	5	133	5.5	3	32	66.5
Scotty Fox Jr.	2	8	69	4	65	8.1	1	59	32.5
Clay Ash	3	21	65	3	62	3.0	0	11	20.7
Nicco Marchiol	3	34	102	41	61	1.8	1	12	20.3
Cyncir Bowers	3	8	57	1	56	7.0	1	26	18.7
Jaylen Henderson	3	9	53	14	39	4.3	0	22	13.0
Khalil Wilkins	1	2	31	0	31	15.5	0	22	31.0
Rodney Gallagher III	3	3	27	0	27	9.0	0	16	9.0
Oran Singleton	3	2	24	0	24	12.0	0	15	8.0
Tyler Jacklich	2	1	10	0	10	10.0	0	10	5.0
Cam Vaughn	3	1	0	0	0	0.0	0	0	0.0
Justin Smith-Brown	3	1	0	10	-10	-10.0	0	0	-3.3
Total	3	139	718	79	639	4.6	9	59	213.0
Opponents	3	119	375	94	281	2.4	2	19	93.7

Passing

Player	gp	effic	comp-att-int	pct	yds	td	lg	avg/g
Nicco Marchiol	3	148.6	51-71-1	71.8	594	2	46	198.0
Jaylen Henderson	3	43.0	2-7-0	28.6	12	0	8	4.0
Scotty Fox Jr.	2	67.5	2-5-2	40.0	64	0	56	32.0
Total	3	134.8	55-83-3	66.3	670	2	56	223.3
Opponents	3	111.7	51-91-4	56.0	620	2	68	206.7

Receiving

Player	gp	no.	yds	avg	td	lg	avg/g
Cam Vaughn	3	12	203	16.9	1	46	67.7
Grayson Barnes	3	9	97	10.8	1	34	32.3
Rodney Gallagher III	3	8	73	9.1	0	20	24.3
Clay Ash	3	8	52	6.5	0	15	17.3
Jaden Bray	2	7	95	13.6	0	45	47.5
Jahiem White	2	3	15	5.0	0	13	7.5
Preston Fox	3	2	32	16.0	0	20	10.7
Jacob Barrick	3	2	22	11.0	0	15	7.3
Oran Singleton	3	2	16	8.0	0	9	5.3
Justin Smith-Brown	3	1	56	56.0	0	56	18.7
Logan Ramper	1	1	8	8.0	0	8	8.0
Total	3	55	669	12.2	2	56	223.0
Opponents	3	51	620	12.2	2	68	206.7

Punt Returns

Player	no.	yds	avg	td	lg
Preston Fox	8	73	9.1	0	28
Total	8	73	9.1	0	28
Opponents	5	29	5.8	0	23

Interceptions

Player	no.	yds	avg	td	lg
Darrian Lewis	2	41	20.5	0	31
Chase Wilson	1	0	0.0	0	0
Ben Cutter	1	6	6.0	0	6
Total	4	47	11.8	0	31
Opponents	3	43	14.3	0	21

Kick Returns

Player	no.	yds	avg	td	lg
Preston Fox	4	99	24.8	0	36
Jarod Bowie	1	18	18.0	0	18
Ryan Ward	1	12	12.0	0	12
Total	6	129	21.5	0	36
Opponents	7	83	11.9	0	20

Fumbles Recovered

Player	no.	yds	avg	td	lg
Braden Siders	1	0	0.0	0	0
Reid Carrico	1	0	0.0	0	0
Total	2	0	0.0	0	0
Opponents	4	0	0.0	0	0



2025-26 West Virginia Football
Individual Statistics
All games

Page 2/3
as of Sep 15, 2025

Scoring

Player	td	fg	PAT						pts
			kick	rush	rcv	pass	dxp	saf	
Kade Hensley	-	3-4	11-11	-	-	-	-	-	20
Tye Edwards	3	-	-	-	-	-	-	-	18
Jahiem White	3	-	-	-	-	-	-	-	18
Nicco Marchiol	1	-	-	-	-	-	-	-	6
Cam Vaughn	1	-	-	-	-	-	-	-	6
Grayson Barnes	1	-	-	-	-	-	-	-	6
Cyncir Bowers	1	-	-	-	-	-	-	-	6
Scotty Fox Jr.	1	-	-	-	-	-	-	-	6
Total	11	3-4	11-11	0	0	0	0	0	86
Opponents	4	5-7	3-3	0	1	1	0	0	44

Field Goals

Player	fg	pct.	01-19	20-29	30-39	40-49	50-99	lg	blk
Kade Hensley	3-4	75.0	0-0	2-2	1-1	0-1	0-0	38	0
Opponents	5-7	71.4	0-0	1-1	3-4	1-2	0-0	46	0

FG Sequence

Team Name	West Virginia	Opponents
Robert Morris	(27)	(36)
Ohio	(38)	(37), (38)
Pittsburgh	44, (21)	43, (23), (46), (36)

Numbers in (parentheses) indicate field goal was made

Total Offense

Player	g	plays	rush	pass	total	avg/g
Nicco Marchiol	3	105	61	594	655	218.3
Tye Edwards	3	25	141	0	141	47.0
Jahiem White	2	24	133	0	133	66.5
Scotty Fox Jr.	2	13	65	64	129	64.5
Clay Ash	3	21	62	0	62	20.7
Cyncir Bowers	3	8	56	0	56	18.7
Jaylen Henderson	3	16	39	12	51	17.0
Khalil Wilkins	1	2	31	0	31	31.0
Rodney Gallagher III	3	3	27	0	27	9.0
Oran Singleton	3	2	24	0	24	8.0
Tyler Jacklich	2	1	10	0	10	5.0
Justin Smith-Brown	3	1	-10	0	-10	-3.3
Total	3	222	639	670	1309	436.3
Opponents	3	210	281	620	901	300.3

Punting

Player	no.	yds	avg	lg	tb	fc	i20	50+	blk
Oliver Straw	17	715	42.1	55	1	4	4	4	0
Total	17	715	42.1	55	1	4	4	4	0
Opponents	22	919	41.8	56	1	6	8	3	0

Kickoffs

Player	no.	yds	avg	tb	ob	retn	net	ydln
Ethan Head	14	838	59.9	3	1			
Nate Flower	2	124	62.0	0	0			
Total	16	962	60.1	3	1	7	42.1	22
Opponents	12	722	60.2	1	0	6	37.6	27



2025-26 West Virginia Football
Individual Statistics
All games

Page 3/3
as of Sep 15, 2025

All Purpose

Player	g	rush	rcv	pr	kr	ir	total	avg/g
Preston Fox	3	0	32	73	99	0	204	68.0
Cam Vaughn	3	0	203	0	0	0	203	67.7
Jahiem White	2	133	15	0	0	0	148	74.0
Tye Edwards	3	141	0	0	0	0	141	47.0
Clay Ash	3	62	52	0	0	0	114	38.0
Rodney Gallagher III	3	27	73	0	0	0	100	33.3
Grayson Barnes	3	0	97	0	0	0	97	32.3
Jaden Bray	2	0	95	0	0	0	95	47.5
Scotty Fox Jr.	2	65	0	0	0	0	65	32.5
Nicco Marchiol	3	61	0	0	0	0	61	20.3
Cyncir Bowers	3	56	0	0	0	0	56	18.7
Justin Smith-Brown	3	-10	56	0	0	0	46	15.3
Darrian Lewis	3	0	0	0	0	41	41	13.7
Oran Singleton	3	24	16	0	0	0	40	13.3
Jaylen Henderson	3	39	0	0	0	0	39	13.0
Khalil Wilkins	1	31	0	0	0	0	31	31.0
Jacob Barrick	3	0	22	0	0	0	22	7.3
Jarod Bowie	2	0	0	0	18	0	18	9.0
Ryan Ward	2	0	0	0	12	0	12	6.0
Tyler Jacklich	2	10	0	0	0	0	10	5.0
Logan Ramper	1	0	8	0	0	0	8	8.0
Ben Cutter	3	0	0	0	0	6	6	2.0
Total	3	639	669	73	129	47	1557	519.0
Opponents	3	281	620	29	83	43	1056	352.0



**2025-26 West Virginia Football
Overall Defense Statistics
All games**

Page 1/2
as of Sep 15, 2025

Team Defense

			Tackles				Sacks	Pass defense			Fumbles		blkd	
##	Player	gp	ua	a	tot	tfl/yds	no-yds	int-yds	brup	qbh	fr-yds	ff	kick	saf
5	Fred Perry	3	13	8	21	3-27	1-12	.	2	1
24	Darrian Lewis	3	10	11	21	.	.	2-41
15	Ben Cutter	3	6	12	18	1.5-1	.	1-6	1	1
14	Kekoura Tarnue	3	11	4	15	1-2	.	.	2	.	.	1	.	.
30	Chase Wilson	2	6	7	13	3.5-10	3-9	1-0	1	1
35	Reid Carrico	3	4	7	11	2.5-7	1.5-6	.	.	1	1-0	.	.	.
32	Ben Bogle	3	4	6	10	1
33	Ashton Woods	3	3	6	9	1
91	Devin Grant	3	4	5	9	1-2
96	Edward Vesterinen	3	1	8	9	2-15	2-15
99	Hammond Russell IV	3	3	6	9	2.5-9	2-8	1	.	.
1	Eddie Kelly Jr.	3	2	6	8	1-3	0.5-2	.	2
23	Jason Chambers	3	7	1	8	1-2
18	Curtis Jones Jr	3	3	5	8	1-11	1-11	.	.	1	.	1	.	.
6	Jordan Scruggs	3	4	3	7	1	.	.
10	Braden Siders	3	3	4	7	.	.	.	1	.	1-0	.	.	.
92	Asani Redwood	3	1	6	7
3	Michael Coats Jr.	3	2	4	6	.	.	.	1
69	Nate Gabriel	3	1	4	5	0.5-0
8	Justin Harrington	3	1	2	3
4	Jordan Walker	3	2	1	3
20	Keyshawn Robinson	3	3	.	3
7	Israel Boyce	3	1	1	2
34	Chris Fileppo	3	1	1	2
97	Adam Tomczyk	1	.	2	2	0.5-0
95	Quintin Goins	1	1	.	1
39	Julien Horton	1	1	.	1
67	Landen Livingston	3	.	1	1
17	Zae Jennings	3	1	.	1
19	Nick Taylor	3	.	1	1
46	Cam Torbor	1	1	.	1
52	Corey McIntyre Jr	1	.	1	1
52	Nick Krahe	3	1	.	1
45	Marshon Oxley	2	1	.	1	1-4	1-4
59	Jackson Biser	2	1	.	1
12	John Lewis	1	.	1	1	1
13	Derek Carter Jr.	3	1	.	1
11	Justin Smith-Brown	3	1	.	1
7	Jarod Bowie	2	1	.	1
74	Ty'Kieast Crawford	3	.	1	1
2	Devonte Golden-Nelson	1	1	.	1



2025-26 West Virginia Football
Overall Defense Statistics
All games

Page 2/2
as of Sep 15, 2025

			Tackles				Sacks	Pass defense			Fumbles		blkd	
##	Player	gp	ua	a	tot	tfl/yds	no-yds	int-yds	brup	qbh	fr-yds	ff	kick	saf
Totals		3	108	126	234	22-93	12-67	4-47	10	9	2-0	4	0	0
Opponents		3	124	128	252	18-71	8-48	3-43	6	7	4-0	3	0	0



2025-26 West Virginia Football
By Quarter Statistics
All games

Page 1/1
as of Sep 15, 2025

3rd-Down Conversions

Date	Opponent		Score	Overall		1st Qtr		2nd Qtr		3rd Qtr		4th Qtr		Overtime	
08/30/2025	Robert Morris	W	45-3	5-11	45.5	3-4	75.0	0-2	0.0	2-3	66.7	0-2	0.0	0-1	0.0
09/06/2025	at Ohio	L	10-17	2-13	15.4	1-3	33.3	0-3	0.0	1-4	25.0	0-3	0.0	0-0	0.0
09/13/2025	Pittsburgh	Wot1	31-24	5-17	29.4	0-2	0.0	1-5	20.0	1-3	33.3	3-6	50.0	0-0	0.0
West Virginia				12-41	29.3	4-9	44.4	1-10	10.0	4-10	40.0	3-11	27.3	0-1	0.0
Opponents				12-46	26.1	4-14	28.6	4-12	33.3	2-9	22.2	2-10	20.0	0-1	0.0

4th-Down Conversions

Date	Opponent		Score	Overall		1st Qtr		2nd Qtr		3rd Qtr		4th Qtr		Overtime	
08/30/2025	Robert Morris	W	45-3	1-2	50.0	0-0	0.0	0-0	0.0	0-0	0.0	1-2	50.0	1-1	100.0
09/06/2025	at Ohio	L	10-17	0-1	0.0	0-0	0.0	0-0	0.0	0-0	0.0	0-1	0.0	0-0	0.0
09/13/2025	Pittsburgh	Wot1	31-24	2-3	66.7	0-0	0.0	0-0	0.0	0-0	0.0	1-2	50.0	0-0	0.0
West Virginia				3-6	50.0	0-0	0.0	0-0	0.0	0-0	0.0	2-5	40.0	1-1	100.0
Opponents				2-5	40.0	1-1	100.0	0-0	0.0	1-2	50.0	0-1	0.0	0-1	0.0

Time of Possession

Date	Opponent		Score	Overall		1st Qtr		2nd Qtr		3rd Qtr		4th Qtr		Overtime	
08/30/2025	Robert Morris	W	45-3	27:30		04:41		07:36		06:00		09:13		00:00	
09/06/2025	at Ohio	L	10-17	19:45		03:42		04:23		05:18		06:22		00:00	
09/13/2025	Pittsburgh	Wot1	31-24	31:01		04:50		09:39		06:06		10:26		00:00	
West Virginia				Total	78:16	13:13		21:38		17:24		26:01		00:00	
				Avg.	26:05	04:24		07:13		05:48		08:40		00:00	
Opponents				Total	101:44	28:48		26:21		22:41		23:54		00:00	
				Avg.	33:55	09:36		08:47		07:34		07:58		00:00	



2025-26 West Virginia Football
Team Game-by-Game
All games

Page 1/1
as of Sep 15, 2025

DateOpponent		Rushing				Receiving				Passing				Kick Returns				Punt Returns				tot			
		no.	yds	td	lg	no.	yds	td	lg	cmp	att	int	yds	td	lg	no.	yds	td	lg	no.	yds	td	lg	off	
08/30/2025	Robert Morris	53	393	5	59	18	231	1	46	18-23-0				232	1	46	2	48	0	36	5	52	0	28	625
09/06/2025	at Ohio	28	72	1	32	15	178	0	45	15-28-1				178	0	45	3	63	0	28	2	19	0	12	250
09/13/2025	Pittsburgh	58	174	3	27	22	260	1	56	22-32-2				260	1	56	1	18	0	18	1	2	0	2	434
West Virginia		139	639	9	59	55	669	2	56	55-83-3				670	2	56	6	129	0	36	8	73	0	28	1309
Opponents		119	281	2	19	51	620	2	68	51-91-4				620	2	68	7	83	0	20	5	29	0	23	901

West Virginia Averages

Games	Avg/ rush	Avg/ catch	Pass effc	KR avg	PR avg	All purpose avg/game	Total offense avg/game
3	4.6	12.2	134.8	21.5	9.1	519.0	436.3

Date	Opponent	Tackles				Sacks	Fumble		Pass Defense			blkd	PAT attempts			off		
		ua	a	total	tfl-yds	no-yds	ff	fr-yds	int-yds	qbh	brup	kick	kick	rush	rcv	saf	t/o	pts
08/30/2025	Robert Morris	30	30	60	8.0-19	4-14	2	2-0	0-0	4	2	0	6-6	0	0	0	0	45
09/06/2025	at Ohio	40	54	94	6.0-24	2-6	1	0-0	3-37	3	5	0	1-1	0	0	0	0	10
09/13/2025	Pittsburgh	38	42	80	8.0-50	6-47	1	0-0	1-10	2	3	0	4-4	0	0	0	0	31
West Virginia		108	126	234	22.0-93	12-67	4	2-0	4-47	9	10	0	11-11	0	0	0	0	86
Opponents		124	128	252	18.0-71	8-48	3	4-0	3-43	7	6	0	3-3	0	1	0	9	44

Date	Opponent	Punting										Field Goals			Kickoffs				
		no.	yds	avg	long	blkd	tb	fc	50+	i20		md-att	long	blkd	no.	yds	avg	tb	ob
08/30/2025	Robert Morris	3	113	37.7	42	0	0	2	0	1		1-1	27	0	8	500	62.5	0	0
09/06/2025	at Ohio	8	328	41.0	55	0	1	1	2	2		1-1	38	0	3	171	57.0	1	1
09/13/2025	Pittsburgh	6	274	45.7	52	0	0	1	2	1		1-2	21	0	5	291	58.2	2	0
West Virginia		17	715	42.1	55	0	1	4	4	4		3-4	38	0	16	962	60.1	3	1
Opponents		22	919	41.8	56	0	1	6	3	8		5-7	46	0	12	722	60.2	1	0



2025-26 West Virginia Football
Opponents Game-by-Game
All games

Page 1/1
as of Sep 15, 2025

		Rushing				Receiving				Passing				Kick Returns				Punt Returns				tot		
Date	Opponent	no.	yds	td	lg	no.	yds	td	lg	cmp	att	int	yds	td	lg	no.	yds	td	lg	no.	yds	td	lg	off
08/30/2025	Robert Morris	37	53	0	11	7	70	0	18	7	22	0	70	0	18	3	50	0	19	0	0	0	0	123
09/06/2025	at Ohio	48	182	1	19	22	247	1	38	22	31	3	247	1	38	1	16	0	16	2	1	0	1	429
09/13/2025	Pittsburgh	34	46	1	17	22	303	1	68	22	38	1	303	1	68	3	17	0	20	3	28	0	23	349
Opponents		119	281	2	19	51	620	2	68	51	91	4	620	2	68	7	83	0	20	5	29	0	23	901
West Virginia		139	639	9	59	55	669	2	56	55	83	3	670	2	56	6	129	0	36	8	73	0	28	1309

Opponents Averages

Games	Avg/ rush	Avg/ catch	Pass effic	KR avg	PR avg	All purpose avg/game	Total offense avg/game
3	2.4	12.2	111.7	11.9	5.8	352.0	300.3

Date	Opponent	Tackles				Sacks	Fumble		Pass Defense			blkd	PAT attempts			off		
		ua	a	total	tfl-yds	no-yds	ff	fr-yds	int-yds	qbh	brup	kick	kick	rush	rcv	saf	t/o	pts
08/30/2025	Robert Morris	52	32	84	3.0-9	1-7	3	4-0	0-0	1	0	0	0-0	0	0	0	3	3
09/06/2025	at Ohio	25	38	63	7.0-27	4-19	0	0-0	1-21	6	3	0	2-2	0	0	0	0	17
09/13/2025	Pittsburgh	47	58	105	8.0-35	3-22	0	0-0	2-22	0	3	0	1-1	0	1	0	6	24
Opponents		124	128	252	18.0-71	8-48	3	4-0	3-43	7	6	0	3-3	0	1	0	9	44
West Virginia		108	126	234	22.0-93	12-67	4	2-0	4-47	9	10	0	11-11	0	0	0	0	86

Date	Opponent	Punting										Field Goals				Kickoffs				
		no.	yds	avg	long	blkd	tb	fc	50+	i20		md-att	long	blkd		no.	yds	avg	tb	ob
08/30/2025	Robert Morris	11	453	41.2	54	0	0	3	1	5		1-1	36	0		2	102	51.0	0	0
09/06/2025	at Ohio	4	165	41.3	49	0	0	1	0	0		1-2	37	0		4	238	59.5	0	0
09/13/2025	Pittsburgh	7	301	43.0	56	0	1	2	2	3		3-4	46	0		6	382	63.7	1	0
Opponents		22	919	41.8	56	0	1	6	3	8		5-7	46	0		12	722	60.2	1	0
West Virginia		17	715	42.1	55	0	1	4	4	4		3-4	38	0		16	962	60.1	3	1



2025-26 West Virginia Football
Team Game-by-Game Comparison
All games

Page 1/1
as of Sep 15, 2025

Opponent	Score	First Downs				Rushing Number-Yards	Passing		Total Offense Plays-Yards	Return Yards	Turn- Overs
		Total	Rush	Pass	Pen		Comp-Att.-Int	Yards			
Robert Morris	45-3	26 / 8	17 / 2	8 / 5	1 / 1	53-393 / 37-53	18-23-0 / 7-22-0	232 / 70	76-625 / 59-123	100 / 50	4 / 2
Ohio	10-17	13 / 24	5 / 10	6 / 10	2 / 4	28-72 / 48-182	15-28-1 / 22-31-3	178 / 247	56-250 / 79-429	119 / 38	1 / 3
Pittsburgh	31-24	28 / 15	14 / 4	10 / 8	4 / 3	58-174 / 34-46	22-32-2 / 22-38-1	260 / 303	90-434 / 72-349	30 / 67	2 / 1
Totals	86-44	67 / 47	36 / 16	24 / 23	7 / 8	139-639 / 119-281	55-83-3 / 51-91-4	670 / 620	222-1309 / 210-901	249 / 155	7 / 6

Opponents	3rd Down Conversion	4th Down Conversion	Time of Possession	TOP Margin	Avg Yds/Rush	Avg Yds/Pass	Avg Yds/Play	Punting Number-Avg	Penalties Number-Yards	Sacks
Robert Morris	5-11 / 3-15	1-2 / 0-0	27:30 / 32:30	-05:00	7.4 / 1.4	10.1 / 3.2	8.2 / 2.1	3-37.7 / 11-41.2	9-69.0 / 4-24.0	4 / 1
Ohio	2-13 / 5-14	0-1 / 1-3	19:45 / 40:15	-20:30	2.6 / 3.8	6.4 / 8.0	4.5 / 5.4	8-41.0 / 4-41.3	8-85.0 / 10-68.0	2 / 4
Pittsburgh	5-17 / 4-17	2-3 / 1-2	31:01 / 28:59	02:02	3.0 / 1.4	8.1 / 8.0	4.8 / 4.8	6-45.7 / 7-43.0	6-60.0 / 14-118.0	6 / 3
Totals	12-41 / 12-46	3-6 / 2-5	78:16 / 101:44	-23:28	4.6 / 2.4	8.1 / 6.8	5.9 / 4.3	17-42.1 / 22-41.8	23-214.0 / 28-210.0	12 / 8

Note: Game totals are displayed in the format TEAM/OPPONENT for each category



2025-26 West Virginia Football
Red-Zone Results
All games

Page 1/1
as of Sep 15, 2025

West Virginia Inside Opponent Red-Zone

Date	Opponent	Score	Times	Times	Total	Rush	Pass	FGs	Failed to score inside RZ						
			In RZ	Scored	Pts	TDs	TDs	TDs	Made	FGA	Down	Int	Fumb	Half	Game
08/30/2025	Robert Morris	W 45-3	4	4	24	3	3	0	1	1	0	0	0	0	0
09/06/2025	at Ohio	L 10-17	1	1	3	0	0	0	1	1	0	0	0	0	0
09/13/2025	Pittsburgh	W 31-24	5	5	31	4	3	1	1	1	0	0	0	0	0
Totals 10 of 10 (100.0%)			10	10	58	7	6	1	3	3	0	0	0	0	0

Opponents Inside West Virginia Red-Zone

Date	Opponent	Score	Times	Times	Total	Rush	Pass	FGs	Failed to score inside RZ						
			In RZ	Scored	Pts	TDs	TDs	TDs	Made	FGA	Down	Int	Fumb	Half	Game
08/30/2025	Robert Morris	W 45-3	1	1	3	0	0	0	1	1	0	0	0	0	0
09/06/2025	Ohio	L 10-17	3	2	10	1	1	0	1	2	0	0	0	0	0
09/13/2025	Pittsburgh	W 31-24	6	5	24	2	1	1	3	3	0	1	0	0	0
Totals 8 of 10 (80.0%)			10	8	37	3	2	1	5	6	0	1	0	0	0



**2025-26 West Virginia Football
Games Played
All games**

Page 1/3
as of Sep 15, 2025

##	Player	GP-GS	RM	Ohio	UP
0	Jimmori Robinson	0/0
1	Eddie Kelly Jr.	3/1	XXX	XXX	START
1	Jahiem White	2/2	START	START	...
2	Devonte Golden-Nelson	1/0	XXX
2	Tye Edwards	3/0	XXX	XXX	XXX
3	Michael Coats Jr.	3/3	START	START	START
3	Oran Singleton	3/0	XXX	XXX	XXX
4	Jordan Walker	3/0	XXX	XXX	XXX
4	Cam Vaughn	3/3	START	START	START
5	Jaden Bray	2/2	START	START	...
5	Fred Perry	3/3	START	START	START
6	Max Brown	0/0
6	Jordan Scruggs	3/0	XXX	XXX	XXX
7	Jarod Bowie	2/0	XXX	...	XXX
7	Israel Boyce	3/1	START	XXX	XXX
8	Justin Harrington	3/0	XXX	XXX	XXX
8	Nicco Marchiol	3/3	START	START	START
10	Braden Siders	3/3	START	START	START
10	Jarel Williams	3/0	XXX	XXX	XXX
11	Justin Smith-Brown	3/0	XXX	XXX	XXX
11	William Davis	1/0	XXX
12	John Lewis	1/0	XXX
12	Scott Kean	0/0
13	Jaylen Henderson	3/0	XXX	XXX	XXX
13	Derek Carter Jr.	3/0	XXX	XXX	XXX
14	Kekoura Tarnue	3/2	XXX	START	START
14	Khalil Wilkins	1/0	XXX
15	Ben Cutter	3/1	XXX	XXX	START
15	Scotty Fox Jr.	2/0	XXX	...	XXX
16	Jeff Weimer	3/0	XXX	XXX	XXX
16	Tyrence Crutcher	1/0	XXX
17	Christian Hamilton	1/0	XXX
17	Zae Jennings	3/0	XXX	XXX	XXX
18	Logan Ramper	1/0	XXX
18	Curtis Jones Jr	3/1	XXX	XXX	START
19	Nick Taylor	3/0	XXX	XXX	XXX
19	Max Anderson	0/0
20	Diore Hubbard	0/0
20	Keyshawn Robinson	3/0	XXX	XXX	XXX
22	Mike Hastie	1/0	XXX
23	Jason Chambers	3/3	START	START	START
23	Cyncir Bowers	3/0	XXX	XXX	XXX
24	Darrian Lewis	3/3	START	START	START
24	Rodney Gallagher III	3/3	START	START	START
25	Kade Hensley	3/0	XXX	XXX	XXX
25	Armoni Weaver	0/0
26	Andre Devine	0/0
26	Jason Cross Jr.	0/0
27	Clay Ash	3/1	XXX	XXX	START
27	Chamarrus Bomar	1/0	XXX
28	Kaleb Gray	1/0	XXX
28	Tyler Jacklich	2/0	XXX	...	XXX
29	Preston Fox	3/1	XXX	XXX	START
30	Chase Wilson	2/2	START	START	...
30	Kannon Katzer	0/0
31	Dawayne Galloway Jr.	0/0
32	Ben Bogle	3/0	XXX	XXX	XXX
33	Ashton Woods	3/0	XXX	XXX	XXX
34	Chris Fileppo	3/0	XXX	XXX	XXX
35	Reid Carrico	3/3	START	START	START



2025-26 West Virginia Football
Games Played
All games

Page 2/3
as of Sep 15, 2025

##	Player	GP-GS	RM	Ohio	UP
36	Caden Biser	2/0	...	XXX	XXX
37	Jayden Bell	0/0
38	Macguire Moss	3/0	XXX	XXX	XXX
38	Caleb Nuhi-Yandall	0/0
38	Camdon Pitchford	0/0
39	Troy Fischer	0/0
39	Julien Horton	1/0	XXX
41	Oliver Straw	3/0	XXX	XXX	XXX
42	RJ Kocan	0/0
43	Colin McBee	1/0	XXX
43	BJ Hendrickson	0/0
45	Marshon Oxley	2/0	XXX	...	XXX
46	Cam Torbor	1/0	XXX
47	Aidan Stire	0/0
47	Wilnerson Telemaque	1/0	XXX
48	Nate Flower	1/0	XXX
48	Matthias Squire	0/0
49	Carter Zuliani	0/0
51	Raymond Kovalesky	0/0
51	Taylor Brown	1/0	XXX
52	Nick Krahe	3/3	START	START	START
52	Corey McIntyre Jr	1/0	XXX
53	Kaden Seller	1/0	XXX
54	Walter Young Bear	3/3	START	START	START
55	Carson Lee	3/0	XXX	XXX	XXX
56	Kimo Makane'ole	3/3	START	START	START
57	Donovan Haslam	3/0	XXX	XXX	XXX
58	Keenan Eck	0/0
59	Jackson Biser	2/0	XXX	...	XXX
59	Josh Aisosa	3/0	XXX	XXX	XXX
60	Jude Edwards	0/0
61	Trevor Bigelow	0/0
62	Phillip Bowser	0/0
63	Robby Martin	2/0	XXX	XXX	...
64	Cooper Young	0/0
65	Malik Agbo	3/0	XXX	XXX	XXX
66	Gabe Ryan	0/0
67	Landen Livingston	3/3	START	START	START
68	Wyatt Minor	0/0
69	Nate Gabriel	3/0	XXX	XXX	XXX
70	Griffin Fogle	0/0
71	Brandon Homady	3/0	XXX	XXX	XXX
73	Andreas Hunter	0/0
74	Ty'Kieast Crawford	3/3	START	START	START
78	Xavier Bausley	0/0
79	Mickel Clay	3/0	XXX	XXX	XXX
80	Grayson Barnes	3/3	START	START	START
81	Jacob Barrick	3/0	XXX	XXX	XXX
82	Greg Genross	1/0	XXX
84	Ryan Ward	2/0	XXX	...	XXX
85	Noah Braham	3/0	XXX	XXX	XXX
86	Cyrus Traugh	1/0	XXX
87	Oluwaseyi Omotosho	1/0	XXX
88	Jordan McCants	1/0	XXX
89	Tyshawn Dues	0/0
91	Devin Grant	3/2	START	START	XXX
92	Asani Redwood	3/0	XXX	XXX	XXX
94	Elijah Simmons	1/0	XXX
95	Quintin Goins	1/0	XXX
96	Edward Vesterinen	3/3	START	START	START



2025-26 West Virginia Football
Games Played
All games

Page 3/3
as of Sep 15, 2025

##	Player	GP-GS	RM	Ohio	UP
97	Adam Tomczyk	1/0	XXX
98	Brandon Caesar	1/0	XXX
99	Hammond Russell IV	3/2	START	START	XXX
99	Ethan Head	3/0	XXX	XXX	XXX
		1/	...	XXX	...
		1/	...	XXX	...
		1/	...	XXX	...