



FRESNO STATE FOOTBALL

4X MOUNTAIN WEST CHAMPS • 110 NFL DRAFT PICKS • 117 ALL-AMERICANS



SERIES HISTORY

Overall: 0-0-0
In Fresno: 0-0-0
In Lawrence: 0-0-0
Neutral: -
Streak: -
Last Meeting: -
Last FS Win: -

BROADCAST

TV: FOX
Play-by-Play: Tim Brando
Analyst: Devin Gardner
Sideline: Josh Sims

Radio: Bulldog Sports Network
Play-by-Play - Paul Loeffler
Analyst - Pat Hill
Sideline - Cam Worrell

Radio: Westwood One
Game Announcers: Nate Gatter and Derek Rackley

A WIN WOULD...

- Secure Matt Entz's first career win as an FBS head coach
- Entz would become the first Bulldog first-year head coach to win their debut on the road since 1950
- Be Fresno State's first season opening road win since 2023, and just the third since 2008
- Move Fresno State to 61-39-4 in its season openers all-time
- Be Fresno State's first win over a current Big 12 school since defeating Arizona State in Tempe in 2023
- Be Fresno State's first win over an active Big 12 team since 2007

FOLLOW US

X: @FresnoStateFB
Instagram: @Fresno_State_Football
Facebook: Fresno State Football
YouTube: Fresno State Athletics

COMMUNICATIONS

SAVANNAH STOECKLE
Primary Football Contact
Associate Athletics Director for Strategic Communications

Email.....sstoeckle@mail.fresnostate.edu
Office.....(559) 278-4645
Cell.....(559) 567-8586

WEEK 0 • AUGUST 23, 2025

FRESNO STATE (0-0, 0-0 MW) AT KANSAS (0-0, 0-0 BIG 12)

Saturday, August 23, 2025 | 3:30 p.m. PT | FOX

David Booth Kansas Memorial Stadium

Lawrence, Kansas

SETTING THE STAGE

- Fresno State is coached by first year head coach Matt Entz
- The Bulldogs open the season with their fourth head coach since 2020
- Entz retained three full-time coaches from 2024 in special teams coordinator John Baxter, cornerbacks coach J.D. Williams and running backs coach Aaron Prier. Entz also hired 2024 graduate assistant DelVon Hardaway to coach the receivers
- Fresno State hired its new offensive coordinator and defensive coordinator, both are very accomplished coaches on their sides of the ball. Josh Davis is the new offensive coordinator and quarterbacks coach while Nick Benedetto is the defensive coordinator and safeties coach
- Fresno State returns just one of 11 2024 All-Mountain West selections in cornerback Al'zillion Hamilton
- Hamilton returns as the Bulldogs' most experienced player when it comes to games played at Fresno State. He has played in 42 career games at Fresno State
- Fresno State named E.J. Warner its starting quarterback on August 11. Warner, a transfer from Rice, who began his career at Temple, comes to the Valley with over 30 games of experience under his belt
- The Bulldogs are expected to have a heavy run offense this season behind the efforts of sophomore Bryson Donelson, who ended the 2024 season on a high note and elevated his game in each of the final three games
- The Bulldogs' running back room features a deep group behind Donelson, including returners Elijah Gilliam, Johnathan Arceneaux, and Brandon Ramirez. The Bulldogs also brought in Arizona transfer Rayshon "Speedy" Luke who will make an impact
- The Bulldogs have three key players back from injury -- DB Camryn Bracha, OL Campbell McHarg and WR Josiah Freeman. The trio did not finish the 2024 season due to injury, but are all slated to start in the Week 0 matchup at Kansas
- On Fresno State's Week 0 2-deep, there are 23 players who have not played in a game for Fresno State -- 10 on offense, 11 on defense, two on special teams (not including the returners, they are counted on offense).
- Fresno State looks ahead to its final season of football in the Mountain West, as the school will change conferences to the Pac-12 in 2026. Fresno State will head to the Pac-12 with Mountain West members Boise State, Colorado State, San Diego State and Utah State
- Fresno State opens the 2025 season with a Week 0 trip to Kansas. It is Fresno State's first Week 0 game since 2021, and first matchup against an active Big 12 team since 2007
- The Bulldogs have scored at least 45 points in three straight games against Big 12 opponents -- no non-Big 12 team has ever done that in four straight
- With the Week 0 game, Fresno State will play two games in August. It is the first time since 2002 and just the second time in program history that the 'Dogs will play twice in the month of August
- Fresno State is 6-4 all-time against opponents from the state of Kansas. On the road, the 'Dogs are just 1-3. Washburn (2-1), Kansas State (2-0), and Wichita State (2-3)

2025 SCHEDULE

 AUG. 23 Lawrence, KS	 AUG. 30 FRESNO, CA	 SEPT. 6 Corvallis, OR	 SEPT. 13 FRESNO, CA	 SEPT. 20 HONOLULU, HI	 OCT. 4 FRESNO, CA	 OCT. 10 FORT COLLINS, CO	 OCT. 25 FRESNO, CA	 NOV. 1 BOISE, ID	 NOV. 15 FRESNO, CA	 NOV. 22 FRESNO, CA	 NOV. 29 SAN JOSE, CA
--	--	---	---	---	---	--	---	--	--	--	--

FRESNO STATE 2-DEEP

OFFENSE

Quarterback

13 E.J. Warner (6-0, 203, Sr.)
17 Carson Conklin (6-1, 175, So.)

Running Back

6 Bryson Donelson (5-11, 205, So.)
2 Rayshon Luke (5-9, 180, RJr.)

Left Tackle

76 Brayden Walton (6-7, 325, Fr.)
77 Toreon Penright (6-3, 295, Sr.)

Left Guard

72 Edward Fonua (6-3, 315, Jr.)
58 Marcus Simien (6-4, 308, Jr.)

Center

69 Jacob Spomer (6-3, 290, Sr.)
56 Ben Baker (6-1, 280, RFr.)

Right Guard

54 Campbell McHarg (6-3, 290, Sr.)
74 Julian Polendo (6-6, 325, Sr.)

Right Tackle

71 Rolan Fullwood (6-6, 320, Sr.)
51 Braylan Henderson (6-4, 295, Jr.)

Wide Receiver

5 Josiah Freeman (6-3, 196, Sr.)
11 Jayon Farrar (5-11, 177, Jr.)

Wide Receiver

81 Jordan Brown (5-9, 177, Sr.)
1 Jahlil McClain (5-11, 180, So.)

Wide Receiver

84 Ezekiel Avit (6-2, 194, So.)
10 Jordan Malau'ulu (5-10, 183, RFr.)

Tight End

88 Richie Anderson (6-4, 255, So.)
15 Kamron Beachem (6-4, 238, Sr.)

DEFENSE

End

6 Jahzon Jacks (6-5, 262, Jr.)
19 Finn Claypool (6-1, 250, Sr.)
OR 54 Sione Noa (6-3, 241, Sr.)

Tackle

44 Deijon Laffitte (6-3, 302, So.)
91 Auckland Asiata (6-2, 285, So.)

Tackle

8 Martin Owusu (6-3, 306, So.)
99 Michael Jordan Jr. (6-2, 295, So.)

End

9 Merhauti Xepera (6-3, 278, Jr.)
OR 0 **Korey Foreman (6-4, 250, Sr.)**

Linebacker

39 Jadon Pearson (6-1, 220, Sr.)
18 Logan Studt (6-1, 220, RFr.)

Linebacker

10 K'vion Thunderbird (6-0, 225, So.)
26 Tim Thomas (6-1, 235, Jr.)

Nickelback

5 Simeon Harris (5-11, 185, RJr.)
2 Andre Cobb (6-1, 187, Jr.)

Cornerback

3 Al'zillion Hamilton (5-11, 185, Sr.)
28 Jomarion Briggs (6-1, 170, Jr.)

Safety

22 Camryn Bracha (6-0, 192, Sr.)
17 Ethan Tierney (6-0, 187, So.)

Safety

11 Jayden Davis (6-1, 192, Sr.)
4 RL Miller (6-3, 194, So.)

Cornerback

1 Jakari Embry (5-11, 190, Sr.)
31 Kiontre Harris (5-11, 159, RFr.)

SPECIAL TEAMS

Kicker

46 Dylan Lynch (5-10, 175, Sr.)
40 Ryan Kobzeff (5-10, 175, Fr.)

Punter

49 Clay Lawrence (6-3, 188, So.)
41 Nick Verdugo (5-10, 175, Jr.)

Longsnapper

52 Wesley Brown (6-2, 215, Sr.)
53 Jack Baldi (5-11, 229, Fr.)

Holder

41 Nick Verdugo (5-10, 168, So.)
17 Carson Conklin (6-1, 175, So.)

Kickoff Returner










2 Rayshon Luke (5-9, 180, RJr.)
10 Jordan Malau'ulu (5-10, 183, RFr.)

Punt Returner














10 Jordan Malau'ulu (5-10, 183, RFr.)
2 Rayshon Luke (5-9, 180, RJr.)

TOUGHNESS WINS

OFFENSIVE PLAYERS

QB		13 E.J. Warner 6-0 203 Sr. Phoenix, Ariz. <ul style="list-style-type: none"> Son of NFL Hall of Fame Quarterback Kurt Warner First-year Bulldog, at his third and final stop after playing at Temple and Rice Named starting QB on Aug. 11 Is one of the statistical leaders among active FBS quarterbacks in games played and passing yards 	GP GS CMP-ATT YDS TD INT ATFS - - - - - CAR 32 29 796-1327 8814 58 37
		17 Carson Conklin 6-1 175 So. Yorba Linda, Calif. <ul style="list-style-type: none"> Transferred this summer from Sacramento State Was a finalist for the Jerry Rice Award which goes to the top freshman in the FCS in 2024 	GP GS CMP-ATT YDS TD INT ATFS - - - - - CAR 16 14 312-513 3620 34 10
RB		6 Bryson Donelson 5-11 205 So. Visalia, Calif. <ul style="list-style-type: none"> Coming off of a big freshman campaign, and expected to play a bigger role in the offense this season Central Valley native Doak Walker Award Preseason Watch List 	GP GS ATT YDS TD CAR 12 3 77 462 3
		2 Rayshon Luke 5-9 180 R.Jr. South Central, Calif. <ul style="list-style-type: none"> Transfer from Arizona, where he spent the 2022-24 seasons and redshirted in 2024 Joined the Bulldogs in January but missed spring football with an injury 	GP GS ATT YDS TD ATFS - - - - - CAR 24 56 271 1
LT		76 Brayden Walton 6-7 325 Fr. Clovis, Calif. <ul style="list-style-type: none"> The first true freshman to be a projected starter at any position on the offensive line since 2021 The first true freshman to be a projected starter at left tackle for the season opener (unofficial research via Pat Hill) Central Valley native, and was an early enrollee with the Bulldogs in January Both parents were Fresno State student-athletes 	GP GS CAR - -
		77 Toreon Penright 6-3 295 Sr. San Bernardino, Calif. <ul style="list-style-type: none"> Started seven games at left tackle for the Bulldogs last season, then started two games at right tackle and two more at right guard 	GP GS CAR 30 11
LG		72 Edward Fonua 6-3 315 Jr. Orange, Calif. <ul style="list-style-type: none"> Saw starts at both right and left guard in 2024, only one at left guard The 2024 season was his first in action on the offensive line, appearing in six games 	GP GS CAR 10 4
		58 Marcus Simien 6-4 308 Jr. Patterson, Calif. <ul style="list-style-type: none"> Has not appeared in a game for Fresno State Had a promising start to fall camp in 2024, but suffered an injury that had him out for a majority of the season 	GP GS CAR 0 0
C		69 Jacob Spomer 6-3 290 R.Sr. Brentwood, Calif. <ul style="list-style-type: none"> Transitioned from left tackle to center this season Is the most experienced player on the offensive side of the ball in regards to games started at Fresno State (28) Rimington Trophy watch list addition Team captain 	GP GS CAR 29 28
		56 Ben Baker 6-1 280 R.Fr. San Clemente, Calif. <ul style="list-style-type: none"> Appeared in one game in 2024 as a reserve center 	GP GS CAR 1 0
RG		54 Campbell McHarg 6-3 290 Sr. Thousand Oaks, Calif. <ul style="list-style-type: none"> Third-year Bulldog Has played at both right and left guard since joining the Bulldogs, earning three starts at right guard and one at left guard in 2024 Began career at Cal Poly (2021) and Oregon State (2022) 	GP GS CAR 6 4
		74 Julian Polendo 6-6 325 Sr. Palm Springs, Calif. <ul style="list-style-type: none"> Has not started a game at Fresno State, despite playing in 36 Is a special teams contributor Is one of 11 players on the 2025 roster who began and will end their career at Fresno State 	GP GS CAR 36 0
RT		71 Rolan Fullwood 6-6 320 Sr. Long Beach, Calif. <ul style="list-style-type: none"> One of 11 players on the 2025 roster to begin and end their careers at Fresno State Has seen limited action on the offensive line in his career, appearing in five games as a reserve lineman 	GP GS CAR 5 0
		51 Braylan Henderson 6-4 295 Jr. Tulare, Calif. <ul style="list-style-type: none"> First-year Bulldog as a transfer from Snow College Is a Valley native 	GP GS CAR - - <small>DIV I games only</small>
WR		5 Josiah Freeman 6-3 196 Sr. Soledad, Calif. <ul style="list-style-type: none"> Fresno State's leading returning receiver – is one of two wide receivers who return with at least one catch from 2024 First player from Soledad High School to play Division I football Missed the end of last season due to injury, appearing only in four games 	GP GS REC YDS TD CAR 17 1 27 344 3 <small>DIV I games only</small>
		11 Jayon Farrar 5-11 177 Jr. Long Branch, N.J. <ul style="list-style-type: none"> Junior college addition from Ventura College Won a popular Ivl tournament hosted by YouTuber "Deestroying" after high school, that sparked his recruitment to Riverside CC 	GP GS REC YDS TD CAR - - - - - <small>DIV I games only</small>
WR		81 Jordan Brown 5-9 177 Sr. Bellflower, Calif. <ul style="list-style-type: none"> The oldest wide receiver in the room Joins Freeman as the only two wideouts to return with at least one catch from a season ago 	GP GS REC YDS TD CAR 32 0 11 88 0
		1 Jahlil McClain 5-11 180 So. Bellflower, Calif. <ul style="list-style-type: none"> Transfer from Louisville Was high school teammates with current Bulldog running back Rayshon Luke at St. John Bosco. The pair reunites as Bulldogs after both beginning collegiate careers elsewhere 	GP GS REC YDS TD ATFS - - - - - CAR 5 0 0 0 0
WR		84 Ezekiel Avit 6-2 194 So. Potomac, Md. <ul style="list-style-type: none"> Transfer from Maryland Appeared in seven games with the Terps 	GP GS REC YDS TD ATFS - - - - - CAR 7 0 1 13 0
		10 Jordan Malau'ulu 5-10 183 R.Fr. Long Beach, Calif. <ul style="list-style-type: none"> Was Fresno State's first commit in the class of 2024, committing on May 1, 2023 Cousins with Bulldog defensive lineman Jairus Satele Was an early enrollee in Jan 2024, redshirted as a true freshman last season and did not appear in a game 	GP GS REC YDS TD CAR - - - - -
TE		88 Richie Anderson 6-4 255 So. Tualatin, Ore. <ul style="list-style-type: none"> Appeared in all 13 games last season, starting in seven Is riding an active streak of seven games with a reception into the season opener 	GP GS REC YDS TD CAR 13 7 18 147 0
		15 Kamron Beachem 6-4 238 Sr. Oceanside, Calif. <ul style="list-style-type: none"> Fifth-year Bulldog Recorded his first career reception in 2024 Entered the transfer portal, but withdrew in January to stay with the program after 	GP GS REC YDS TD CAR 32 1 9 90 1

DEFENSIVE PLAYERS

DE		6 Jahzon Jacks 6-5 262 Jr. East Palo Alto, Calif.	<ul style="list-style-type: none">Has played in 29 career games in his three seasons as a BulldogStarted in 11 of 12 games played in 2024	<table><tr><th></th><th>GP</th><th>GS</th><th>TKL</th><th>TFL</th><th>SACK</th><th>QBH</th></tr><tr><td>CAR</td><td>29</td><td>12</td><td>34</td><td>0.5</td><td>-</td><td>3</td></tr></table>		GP	GS	TKL	TFL	SACK	QBH	CAR	29	12	34	0.5	-	3														
		GP	GS	TKL	TFL	SACK	QBH																									
CAR	29	12	34	0.5	-	3																										
DT		19 Finn Claypool OR 54 Sione Noa	<ul style="list-style-type: none">Claypool: Transfer from Drake where he was a three-time first team All-PFL selection and Defensive Player of the Year in 2023Noa: Fourth-year senior for Fresno State. Appeared in 30 career games and is one of 11 players on the roster to start and end their careers at Fresno State	<table><tr><th></th><th>GP</th><th>GS</th><th>TKL</th><th>TFL</th><th>SACK</th><th>QBH</th></tr><tr><td>CAR</td><td>38</td><td>-</td><td>155</td><td>51.0</td><td>30.5</td><td>-</td></tr><tr><th></th><th>GP</th><th>GS</th><th>TKL</th><th>TFL</th><th>SACK</th><th>QBH</th></tr><tr><td>CAR</td><td>30</td><td>2</td><td>23</td><td>5.0</td><td>-</td><td>3</td></tr></table>		GP	GS	TKL	TFL	SACK	QBH	CAR	38	-	155	51.0	30.5	-		GP	GS	TKL	TFL	SACK	QBH	CAR	30	2	23	5.0	-	3
		GP	GS	TKL	TFL	SACK	QBH																									
CAR	38	-	155	51.0	30.5	-																										
	GP	GS	TKL	TFL	SACK	QBH																										
CAR	30	2	23	5.0	-	3																										
DT		44 Deijon Laffitte 6-3 302 So. Ontario, Calif.	<ul style="list-style-type: none">Second-year Bulldog, transferring from USC ahead of the 2024 seasonAppeared in four games last season	<table><tr><th></th><th>GP</th><th>GS</th><th>TKL</th><th>TFL</th><th>SACK</th><th>QBH</th></tr><tr><td>CAR</td><td>4</td><td>0</td><td>1</td><td>0</td><td>0</td><td>0</td></tr></table>		GP	GS	TKL	TFL	SACK	QBH	CAR	4	0	1	0	0	0														
		GP	GS	TKL	TFL	SACK	QBH																									
CAR	4	0	1	0	0	0																										
DT		91 Auckland Asiata 6-2 285 So. Yuba City, Calif.	<ul style="list-style-type: none">Appeared in 10 games as a true freshman in 2024, and started in oneWas one of two true freshmen to see play time on defense last season	<table><tr><th></th><th>GP</th><th>GS</th><th>TKL</th><th>TFL</th><th>SACK</th><th>QBH</th></tr><tr><td>CAR</td><td>10</td><td>1</td><td>6</td><td>1.5</td><td>0.5</td><td>1</td></tr></table>		GP	GS	TKL	TFL	SACK	QBH	CAR	10	1	6	1.5	0.5	1														
		GP	GS	TKL	TFL	SACK	QBH																									
CAR	10	1	6	1.5	0.5	1																										
DE		8 Martin Owusu 6-3 306 So. Prior Lake, Minn.	<ul style="list-style-type: none">Transfer from MinnesotaAppeared in one game in his two seasons with the Gophers	<table><tr><th></th><th>GP</th><th>GS</th><th>TKL</th><th>TFL</th><th>SACK</th><th>QBH</th></tr><tr><td>ATFS</td><td>-</td><td>-</td><td>-</td><td>-</td><td>-</td><td>-</td></tr><tr><td>CAR</td><td>1</td><td>0</td><td>1</td><td>0</td><td>0</td><td>0</td></tr></table>		GP	GS	TKL	TFL	SACK	QBH	ATFS	-	-	-	-	-	-	CAR	1	0	1	0	0	0							
		GP	GS	TKL	TFL	SACK	QBH																									
ATFS	-	-	-	-	-	-																										
CAR	1	0	1	0	0	0																										
DE		99 Michael Jordan Jr. 6-2 295 So. Pasadena, Calif.	<ul style="list-style-type: none">Transfer from Northern Colorado, but began his career at Reedley College	<table><tr><th></th><th>GP</th><th>GS</th><th>TKL</th><th>TFL</th><th>SACK</th><th>QBH</th></tr><tr><td>ATFS</td><td>-</td><td>-</td><td>-</td><td>-</td><td>-</td><td>-</td></tr><tr><td>CAR</td><td>23</td><td>-</td><td>70</td><td>4.5</td><td>1.5</td><td>3</td></tr></table>		GP	GS	TKL	TFL	SACK	QBH	ATFS	-	-	-	-	-	-	CAR	23	-	70	4.5	1.5	3							
		GP	GS	TKL	TFL	SACK	QBH																									
ATFS	-	-	-	-	-	-																										
CAR	23	-	70	4.5	1.5	3																										
LB		9 Merhauti Xepera 6-3 278 Jr. Maricopa, Ariz.	<ul style="list-style-type: none">Appeared in 11 games in 2024 as a rotational defensive linemanBegan his Bulldog career as a tight end (2022)	<table><tr><th></th><th>GP</th><th>GS</th><th>TKL</th><th>TFL</th><th>SACK</th><th>QBH</th></tr><tr><td>CAR</td><td>22</td><td>1</td><td>9</td><td>1.5</td><td>0</td><td>0</td></tr></table>		GP	GS	TKL	TFL	SACK	QBH	CAR	22	1	9	1.5	0	0														
		GP	GS	TKL	TFL	SACK	QBH																									
CAR	22	1	9	1.5	0	0																										
LB		0 Korey Foreman 6-4 250 Sr. Corona, Calif.	<ul style="list-style-type: none">In his second season with Fresno State, transferring in from USC ahead of the 2024 seasonWas a five star out of high school, becoming Fresno State's highest ranked recruit	<table><tr><th></th><th>GP</th><th>GS</th><th>TKL</th><th>TFL</th><th>SACK</th><th>QBH</th></tr><tr><td>ATFS</td><td>12</td><td>1</td><td>24</td><td>5.0</td><td>3.0</td><td>4</td></tr><tr><td>CAR</td><td>38</td><td>1</td><td>49</td><td>9.5</td><td>5.5</td><td>4</td></tr></table>		GP	GS	TKL	TFL	SACK	QBH	ATFS	12	1	24	5.0	3.0	4	CAR	38	1	49	9.5	5.5	4							
		GP	GS	TKL	TFL	SACK	QBH																									
ATFS	12	1	24	5.0	3.0	4																										
CAR	38	1	49	9.5	5.5	4																										
LB		39 Jadon Pearson 6-1 220 Sr. Gilbert, Ariz.	<ul style="list-style-type: none">In his sixth season of college football, at his fifth school (Air Force 2020, Reedley College 2021, Utah 2022-23, Utah State 2024)Team captain – became the first first year Bulldog since 2021 to be voted team captainWears #39 in honor of his late father	<table><tr><th></th><th>GP</th><th>GS</th><th>TKL</th><th>TFL</th><th>PBU</th><th>QBH</th></tr><tr><td>ATFS</td><td>-</td><td>-</td><td>-</td><td>-</td><td>-</td><td>-</td></tr><tr><td>CAR</td><td>28</td><td>4</td><td>51</td><td>3.0</td><td>2</td><td>1</td></tr></table> <div>Only 1 game only</div>		GP	GS	TKL	TFL	PBU	QBH	ATFS	-	-	-	-	-	-	CAR	28	4	51	3.0	2	1							
		GP	GS	TKL	TFL	PBU	QBH																									
ATFS	-	-	-	-	-	-																										
CAR	28	4	51	3.0	2	1																										
LB		18 Logan Studt 6-1 220 RFr. Clovis, Calif.	<ul style="list-style-type: none">Central Valley nativeWas a promising recruit out of nearby Buchanan High SchoolHas not appeared in a game at Fresno State	<table><tr><th></th><th>GP</th><th>GS</th><th>TKL</th><th>TFL</th><th>SACK</th><th>QBH</th></tr><tr><td>CAR</td><td>0</td><td>0</td><td>0</td><td>0</td><td>0</td><td>0</td></tr></table>		GP	GS	TKL	TFL	SACK	QBH	CAR	0	0	0	0	0	0														
		GP	GS	TKL	TFL	SACK	QBH																									
CAR	0	0	0	0	0	0																										
LB		10 K'vion Thunderbird 6-0 225 So. Chicago, Ill.	<ul style="list-style-type: none">Transfer from Arizona StateSpent two seasons at Arizona State (2023-24)	<table><tr><th></th><th>GP</th><th>GS</th><th>TKL</th><th>TFL</th><th>SACK</th><th>QBH</th></tr><tr><td>ATFS</td><td>-</td><td>-</td><td>-</td><td>-</td><td>-</td><td>-</td></tr><tr><td>CAR</td><td>11</td><td>0</td><td>5</td><td>1.0</td><td>1.0</td><td>0</td></tr></table>		GP	GS	TKL	TFL	SACK	QBH	ATFS	-	-	-	-	-	-	CAR	11	0	5	1.0	1.0	0							
		GP	GS	TKL	TFL	SACK	QBH																									
ATFS	-	-	-	-	-	-																										
CAR	11	0	5	1.0	1.0	0																										
LB		26 Tim Thomas 6-1 235 Jr. Stockton, Calif.	<ul style="list-style-type: none">Has been a primary special teams contributor in his three yearsHigh school teammate with Bulldog corner back Jomarion Briggs	<table><tr><th></th><th>GP</th><th>GS</th><th>TKL</th><th>TFL</th><th>SACK</th><th>QBH</th></tr><tr><td>CAR</td><td>15</td><td>0</td><td>9</td><td>0</td><td>0</td><td>0</td></tr></table>		GP	GS	TKL	TFL	SACK	QBH	CAR	15	0	9	0	0	0														
		GP	GS	TKL	TFL	SACK	QBH																									
CAR	15	0	9	0	0	0																										
NKL		5 Simeon Harris 5-11 185 Jr. Vallejo, Calif.	<ul style="list-style-type: none">First-year Bulldog, transferring in from Utah State. Also spent some time at ColoradoMom and aunt were cheerleaders at Fresno State	<table><tr><th></th><th>GP</th><th>GS</th><th>TKL</th><th>TFL</th><th>PBU</th><th>INT</th></tr><tr><td>ATFS</td><td>-</td><td>-</td><td>-</td><td>-</td><td>-</td><td>-</td></tr><tr><td>CAR</td><td>28</td><td>13</td><td>83</td><td>2.5</td><td>5</td><td>1</td></tr></table>		GP	GS	TKL	TFL	PBU	INT	ATFS	-	-	-	-	-	-	CAR	28	13	83	2.5	5	1							
		GP	GS	TKL	TFL	PBU	INT																									
ATFS	-	-	-	-	-	-																										
CAR	28	13	83	2.5	5	1																										
NKL		2 Andre Cobb 6-1 187 Jr. Naperville, Ill.	<ul style="list-style-type: none">Transferred to Fresno State from NIU, following defensive coordinator Nick BenedettoSpent three seasons at NIU and only appeared in one game (vs Western Illinois, August 2024)	<table><tr><th></th><th>GP</th><th>GS</th><th>TKL</th><th>TFL</th><th>SACK</th><th>QBH</th></tr><tr><td>ATFS</td><td>-</td><td>-</td><td>-</td><td>-</td><td>-</td><td>-</td></tr><tr><td>CAR</td><td>1</td><td>0</td><td>0</td><td>0</td><td>0</td><td>0</td></tr></table>		GP	GS	TKL	TFL	SACK	QBH	ATFS	-	-	-	-	-	-	CAR	1	0	0	0	0	0							
		GP	GS	TKL	TFL	SACK	QBH																									
ATFS	-	-	-	-	-	-																										
CAR	1	0	0	0	0	0																										
CB		3 Al'zillion Hamilton 5-11 185 Sr. Hayward, Calif.	<ul style="list-style-type: none">Team captainOnly player selected to the Preseason All-Mountain West team, and only returning All-MW selection from 2024 (HM)Rated Top 10 in the FBS in 2024 in passes defended	<table><tr><th></th><th>GP</th><th>GS</th><th>TKL</th><th>TFL</th><th>PD</th><th>INT</th></tr><tr><td>CAR</td><td>42</td><td>23</td><td>87</td><td>4.5</td><td>25</td><td>4</td></tr></table>		GP	GS	TKL	TFL	PD	INT	CAR	42	23	87	4.5	25	4														
		GP	GS	TKL	TFL	PD	INT																									
CAR	42	23	87	4.5	25	4																										
CB		28 Jomarion Briggs 6-1 170 Jr. Stockton, Calif.	<ul style="list-style-type: none">Looks ahead to the first defensive action in his Bulldog career, spending his early career as a special teams contributorHigh school teammates with Bulldog linebacker Tim Thomas at Lincoln High School	<table><tr><th></th><th>GP</th><th>GS</th><th>TKL</th><th>TFL</th><th>SACK</th><th>QBH</th></tr><tr><td>CAR</td><td>6</td><td>-</td><td>2</td><td>-</td><td>-</td><td>-</td></tr></table>		GP	GS	TKL	TFL	SACK	QBH	CAR	6	-	2	-	-	-														
		GP	GS	TKL	TFL	SACK	QBH																									
CAR	6	-	2	-	-	-																										
S		22 Camryn Bracha 6-0 192 Sr. Clovis, Calif.	<ul style="list-style-type: none">Missed the first 12 practices of fall camp due to a summer injury, after rehabbing a 2024 injury that sidelined him for a majority of the seasonTransferred in as a walk-on from Fresno City in 2023Team captain	<table><tr><th></th><th>GP</th><th>GS</th><th>TKL</th><th>TFL</th><th>SACK</th><th>PD</th></tr><tr><td>CAR</td><td>15</td><td>8</td><td>57</td><td>4.0</td><td>1.5</td><td>5</td></tr></table>		GP	GS	TKL	TFL	SACK	PD	CAR	15	8	57	4.0	1.5	5														
		GP	GS	TKL	TFL	SACK	PD																									
CAR	15	8	57	4.0	1.5	5																										
S		17 Ethan Tierney 6-0 187 So. DeKalb, Ill.	<ul style="list-style-type: none">Has a twin brother (not identical)Was a kicker in high schoolTransfer from NIU, following defensive coordinator Nick Benedetto	<table><tr><th></th><th>GP</th><th>GS</th><th>TKL</th><th>TFL</th><th>PD</th><th>INT</th></tr><tr><td>ATFS</td><td>-</td><td>-</td><td>-</td><td>-</td><td>-</td><td>-</td></tr><tr><td>CAR</td><td>7</td><td>-</td><td>1</td><td>-</td><td>-</td><td>-</td></tr></table>		GP	GS	TKL	TFL	PD	INT	ATFS	-	-	-	-	-	-	CAR	7	-	1	-	-	-							
		GP	GS	TKL	TFL	PD	INT																									
ATFS	-	-	-	-	-	-																										
CAR	7	-	1	-	-	-																										
S		11 Jayden Davis 6-1 192 Sr. Fresno, Calif.	<ul style="list-style-type: none">Fresno nativeGrabbed first career interception in the 2024 bowl game	<table><tr><th></th><th>GP</th><th>GS</th><th>TKL</th><th>TFL</th><th>PD</th><th>INT</th></tr><tr><td>CAR</td><td>22</td><td>10</td><td>55</td><td>1.0</td><td>3</td><td>1</td></tr></table>		GP	GS	TKL	TFL	PD	INT	CAR	22	10	55	1.0	3	1														
		GP	GS	TKL	TFL	PD	INT																									
CAR	22	10	55	1.0	3	1																										
S		4 RL Miller 6-3 194 So. San Francisco, Calif.	<ul style="list-style-type: none">Made the move from nickelback to safety this off seasonAppeared in 10 games and made four starts last season as a redshirt freshman	<table><tr><th></th><th>GP</th><th>GS</th><th>TKL</th><th>TFL</th><th>SACK</th><th>QBH</th></tr><tr><td>CAR</td><td>14</td><td>4</td><td>16</td><td>1.0</td><td>-</td><td>1</td></tr></table>		GP	GS	TKL	TFL	SACK	QBH	CAR	14	4	16	1.0	-	1														
		GP	GS	TKL	TFL	SACK	QBH																									
CAR	14	4	16	1.0	-	1																										
CB		1 Jakari Embry 5-11 190 Sr. Gadsden, Ala.	<ul style="list-style-type: none">Second-year Bulldog, transferring in from Golden West ahead of the 2024 seasonWore jersey #17 last seasonIs the only Bulldog on the roster from the state of Alabama	<table><tr><th></th><th>GP</th><th>GS</th><th>TKL</th><th>TFL</th><th>FR</th><th>PBU</th></tr><tr><td>CAR</td><td>13</td><td>3</td><td>37</td><td>1.5</td><td>1</td><td>1</td></tr></table>		GP	GS	TKL	TFL	FR	PBU	CAR	13	3	37	1.5	1	1														
		GP	GS	TKL	TFL	FR	PBU																									
CAR	13	3	37	1.5	1	1																										
CB		31 Kiontre Harris 5-11 159 RFr. Lemoore, Calif.	<ul style="list-style-type: none">Second-year Bulldog and has not appeared in a gameStepped away from football as a sophomore in high school, but was encouraged to return by Lemoore native and NFL tight end David Ausberry, and the Lemoore HS coaching staff	<table><tr><th></th><th>GP</th><th>GS</th><th>TKL</th><th>TFL</th><th>SACK</th><th>QBH</th></tr><tr><td>CAR</td><td>0</td><td>0</td><td>0</td><td>0</td><td>0</td><td>0</td></tr></table>		GP	GS	TKL	TFL	SACK	QBH	CAR	0	0	0	0	0	0														
		GP	GS	TKL	TFL	SACK	QBH																									
CAR	0	0	0	0	0	0																										

SPECIALISTS


K

P

LS

PR


KR



46 Dylan Lynch

5-10 | 175 | Sr. | Bakersfield, Calif.


- Has been Fresno State's primary place kicker for the last three seasons



40 Ryan Kobzeff

5-10 | 175 | Fr. | Fresno, Calif.


- True freshman
- Fresno native



49 Clay Lawrence

6-3 | 188 | So. | Mundijong, Western Australia


- Second-year Bulldog
- Was Fresno State's primary punter in all 13 games last season



41 Nick Verdugo

5-10 | 175 | Jr. | Rocklin, Calif.


- Third year Bulldog
- Has not had a punt for Fresno State



52 Wesley Brown

6-2 | 215 | Sr. | Belmont, Calif.


- Patrick Mannelly Award watch list
- Appeared in all 13 games last season
- Transferred to Fresno State from Cal ahead of the 2024 season



53 Jack Baldi

5-11 | 229 | Fr. | Foothill Ranch, Calif.


- True freshman



10 Jordan Malau'ulu

5-10 | 183 | RFr. | Long Beach, Calif.


- Has not returned a punt in his Bulldog career
- Saw limited return action in high school



2 Rayshon Luke

5-9 | 180 | RJr. | South Central, Calif.


- Does not have a punt return in his collegiate career



2 Rayshon Luke

5-9 | 180 | RJr. | South Central, Calif.

- In three years at Arizona, he had two kickoff returns for 22 yards



10 Jordan Malau'ulu

5-10 | 183 | RFr. | Long Beach, Calif.

- Has not returned a kickoff in his Bulldog career
- Saw limited return action in high school

GP	FGM-FGA	PAT
CAR 35	43-57	93-94

GP	RET	YDS
CAR 0	0	0

GP	RET	YDS
AT FS -	-	-
CAR 24	0	0

GP	RET	YDS
CAR 0	0	0

GP	RET	YDS
AT FS -	-	-
CAR 24	2	22

GP	RET	YDS
CAR 0	0	0

PRONUNCIATION GUIDE

Marsel Akins (OL - 73).....mar-sell, A-kins	Martin Owusu (DL - 8)O-woo-soo
Johnathan Arceneaux(RB - 0)ARE-suh-no	RJ Regan (NKL - 20)REE-gan
Auckland Asiata (DL - 91)AH-see-AH-tuh	Devon Rivers (RB - 20)deh-vin
Ezekiel Avit (WR - 84)	Jairus Satele (DL - 56)JY-ris, SUH-tell-e
Josiah Ayon (WR - 85).....A-on	Jacob Spomer (OL - 69).....SPOH-mer
Niko Baumgartner (LB - 48)bom-gart-ner	Logan Studt (LB - 18)stoot
Kamron Beachem (TE - 15).....beech-um	Marquise Thorpe-Taylor (OL - 78)MAR-keece
Matai Bell (OL - 70).....muh-ty	Kyson Van Vugt (OL - 75).....vuct (like duct tape)
Camryn Bracha (DB - 27).....BRA-ka	Ryan Warkentin (RB - 37).....whork-en-TEEN
Jomarion Briggs (DB - 28).....juh-mar-E-on	Merhauti Xepera (TE - 88)mer-HOT-e, ZEP-ruh
Jaden Carrillo (DB - 29).....cuh-REE-oh	
Ethan Dasmann (OL - 79)DAHS-mihn	
Al'zillion Hamilton (DB - 3).....AL-zillion (rhymes with million)	
Mordecai Hines (DL - 89).....MORE-duh-ky	
Jahzon Jacks (DL - 6).....JUH-zon	
Deijon Laffitte (DL - 44)dee-zhon, la-FEET	
Jordan Malau'ulu (WR - 10).....MA-LA-oo-loo	
Jayden Mandal (QB - 7).....MAN-dull	
Loyall Mouzon (DB - 7)moo-Z-on	
Sione Noa (DL - 54).....see-OH-nay, No-ah	

2025 FRESNO STATE ROSTER

NUMERICAL

NO.	NAME	POS.	HT.	WT.	CL.	EXP.	HOMETOWN (HIGH SCHOOL/PREVIOUS SCHOOL)
0	Johnathan Arceneaux	RB	5-10	193	Sr.	5th	Los Angeles, Calif. (Lawndale)
0	Korey Foreman	DL	6-4	250	Sr.	5th	Corona, Calif. (Corona Centennial/USC)
1	Jakari Embry	DB	5-11	190	Sr.	4th	Gadsden, Ala. (Gadsden City/Golden West College)
1	Jahlil McClain	WR	5-11	180	So.	3rd	Bellflower, Calif. (St. John Bosco/Louisville)
2	Rayshon Luke	RB	5-9	180	RJr.	4th	South Central, Calif. (St. John Bosco/Arizona)
2	Andre Cobb	NKL	6-1	187	Jr.	4th	Naperville, Ill. (Neuqua/Northern Illinois)
3	Al'zillion Hamilton	DB	5-11	185	Sr.	5th	Castro Valley, Calif. (Hayward)
4	RL Miller	DB	6-3	194	So.	3rd	San Francisco, Calif. (Sacred Heart)
5	Josiah Freeman	WR	6-3	196	Sr.	5th	Soledad, Calif. (Soledad/Hartnell College)
5	Simeon Harris	NKL	5-11	185	RJr.	4th	Vallejo, Calif. (Benicia/Colorado/Utah State)
6	Bryson Donelson	RB	5-11	205	So.	2nd	Visalia, Calif. (Central Valley Christian)
6	Jahzon Jacks	DL	6-5	262	Jr.	4th	East Palo Alto, Calif. (St. Mary's)
7	Jayden Mandal	QB	6-0	206	So.	3rd	Clovis, Calif. (Buchanan)
7	Loyall Mouzon	DB	5-11	181	RFr.	2nd	Rochester, N.Y. (Millikan)
8	Martin Owusu	DL	6-3	306	So.	3rd	Prior Lake, Minn. (Prior Lake/Minnesota)
9	Merhauti Xepera	DL	6-3	278	Jr.	4th	Maricopa, Ariz. (Higley)
10	Jordan Malau'ulu	WR	5-10	183	RFr.	2nd	Long Beach, Calif. (Long Beach Poly)
10	K'vion Thunderbird	LB	6-0	225	So.	3rd	Chicago, Ill. (Kenwood Academy/Arizona State)
11	Jayden Davis	DB	6-1	192	Jr.	4th	Fresno, Calif. (Bullard)
11	Jayon Farrar	WR	5-11	177	Jr.	4th	Long Branch, N.J. (Donovan Catholic/Riverside CC/Ventura College)
13	Cam Cole	NKL	5-10	176	RFr.	2nd	Arlington, Texas (Seguin)
13	E.J. Warner	QB	6-0	203	Sr.	4th	Phoenix, Ariz. (Brophy College Prep/Temple/Rice)
15	Kamron Beachem	TE	6-4	238	Sr.	5th	Oceanside, Calif. (Oceanside HS)
16	Ah'Marion Ashley	DB	5-10	165	So.	3rd	Jacksonville, Fla. (Edison)
16	Jonathan Craft	QB	6-0	170	Fr.	1st	Union City, Calif. (El Cerrito)
17	Carson Conklin	QB	6-1	175	So.	3rd	Yorba Linda, Calif. (Centennial/Sacramento State)
17	Ethan Tierney	DB	6-0	187	So.	3rd	DeKalb, Ill. (DeKalb/Northern Illinois)
18	Logan Studt	LB	6-1	220	RFr.	2nd	Clovis, Calif. (Buchanan)
18	Brayden Turner	QB	6-3	185	Fr.	1st	Danville, Calif. (Monte Vista)
19	Finn Claypool	DL	6-1	250	Sr.	5th	Des Moines, Iowa (Dowling Catholic/Drake)
19	Harold Duvall	WR	6-1	184	Fr.	1st	Fresno, Calif. (Clovis East)
20	RJ Regan	DB	6-0	200	Sr.	5th	Lakewood, Calif. (Orange Lutheran/Arizona State)
20	Devon Rivers	RB	5-6	182	So.	3rd	Brentwood, Calif. (Heritage)
22	Camryn Bracha	DB	6-0	192	RSr.	5th	Clovis, Calif. (Buchanan/Fresno City)
23	Luke Jones	WR	5-10	157	So.	3rd	Deerfield, Ill. (Deerfield/Purdue)
23	Sammie Hunter	DB	5-10	185	RFr.	2nd	Rock Hill, S.C. (Chandler/Utah)
24	Julius Gillick	RB	5-11	217	Fr.	1st	Seattle, Wash. (Edison)
25	Keynan Cotton	WR	5-9	188	Fr.	1st	La Vista, Neb. (Omaha Westside)
25	Justin Johnson	LB	6-1	225	So.	3rd	Los Angeles, Calif. (Inglewood)
26	Isaiah Dillon	WR	5-10	176	Fr.	1st	Oxnard, Calif. (Pacifica)
26	Tim Thomas	LB	6-1	235	Jr.	4th	Stockton, Calif. (Lincoln)
27	Gerayas Grimes	NKL	5-10	190	RFr.	2nd	Queen Creek, Ariz. (Casteel)
27	Ryan Warkentin	RB	5-8	196	Jr.	4th	Reedley, Calif. (Reedley)
28	Jomarion Briggs	DB	6-1	170	Jr.	4th	Stockton, Calif. (Lincoln)
28	Caden Rodgers	TE	6-0	232	Jr.	4th	Clovis, Calif. (Buchanan)
29	Malakai Sumter	WR	6-2	177	Fr.	1st	Hughson, Calif. (Hughson)
29	Jaden Carrillo	DB	6-0	185	So.	3rd	Clovis, Calif. (Clovis)
30	Jonavon Darrington	DB	5-10	165	Fr.	1st	Visalia, Calif. (Clovis West)
30	Jace Nixon	TE	6-5	230	RFr.	2nd	Bakersfield, Calif. (Liberty)
31	Kiontre Harris	DB	5-11	159	RFr.	2nd	Lemoore, Calif. (Lemoore)
31	Brandon Ramirez	RB	6-0	220	So.	3rd	Hanford, Calif. (San Joaquin Memorial)
32	Ryan Lewis	TE	6-4	246	Fr.	1st	Escalon, Calif. (Escalon)
32	Tyger Canales	DB	6-0	180	Fr.	1st	Long Beach, Calif. (JSerra)
33	Elijah Gilliam	RB	5-10	215	Sr.	6th	Merced, Calif. (Bishop Gorman)
33	Oliq Kirksey	NKL	6-1	175	RJr.	4th	McKinney, Texas (McKinney Boyd/Pierce College)
34	DaJhon Hall	DB	5-11	160	Fr.	1st	Hesperia, Calif. (Oak Hills)
35	Sebastien Boydell	TE	6-5	220	Fr.	1st	Newport Beach, Calif. (Corona Del Mar)
35	Tytus Khajavi	LB	6-0	235	RFr.	2nd	Fresno, Calif. (Clovis West)
36	Tommy Nix	DB	6-0	200	RFr.	2nd	Hanford, Calif. (Clovis East)
37	Ryan Wilson	DB	6-0	199	Sr.	6th	Rancho Palos Verdes, Calif. (Rancho Palos Verdes/Long Beach CC)
39	Jadon Pearson	LB	6-1	220	Sr.	6th	Gilbert, Ariz. (Williams Field/Air Force/Reedley College/Utah/Utah State)

ALPHABETICAL

No.	Name	Pos.
73	Marsel Akins	OL
88	Richie Anderson	TE
0	Johnathan Arceneaux	RB
16	Ah'Marion Ashley	DB
91	Auckland Asiata	DL
84	Ezekiel Avit	WR
85	Josiah Ayon	WR
56	Ben Baker	OL
53	Jack Baldi	LS
48	Niko Baumgartner	LB
15	Kamron Beachem	TE
70	Matai Bell	OL
42	Lucas Blumling	LB
35	Sebastien Boydell	TE
22	Camryn Bracha	DB
28	Jomarion Briggs	DB
81	Jordan Brown	WR
52	Wesley Brown	LS
32	Tyger Canales	DB
29	Jaden Carrillo	DB
52	Isiah Chala Jr.	DL
19	Finn Claypool	DL
2	Andre Cobb	NKL
13	Cam Cole	NKL
17	Carson Conklin	QB
86	Gavin Correia	TE
25	Keynan Cotton	WR
16	Jonathan Craft	QB
30	Jonavon Darrington	DB
79	Ethan Dasmann	OL
11	Jayden Davis	DB
26	Isaiah Dillon	WR
6	Bryson Donelson	RB
19	Harold Duvall	WR
68	Ekene Ebizie	OL
1	Jakari Embry	DB
11	Jayon Farrar	WR
72	Edward Fonua	OL
0	Korey Foreman	DL
5	Josiah Freeman	WR
71	Rolan Fullwood	OL
94	Julius Gandy	DL
80	Jaylen Garrison	WR
33	Elijah Gilliam	RB
24	Julius Gillick	RB
90	Logan Goodspeed	DL
27	Gerayas Grimes	DB
34	DaJhon Hall	DB
3	Al'zillion Hamilton	DB
93	Bryson Harrington	DL
31	Kiontre Harris	DB
5	Simeon Harris	NKL
51	Braylan Henderson	OL
89	Mordecai Hines	DL
23	Sammie Hunter	DB
6	Jahzon Jacks	DL
82	Joshua Johnson	WR
25	Justin Johnson	LB
23	Luke Jones	WR
99	Michael Jordan Jr	DL

2025 FRESNO STATE ROSTER

NUMERICAL

NO.	NAME	POS.	HT.	WT.	CL.	EXP.	HOMETOWN (HIGH SCHOOL/PREVIOUS SCHOOL)
40	Ryan Kobzeff	K	5-10	175	Fr.	1st	Fresno, Calif. (Clovis North)
41	Nick Verdugo	P	5-10	175	Jr.	4th	Rocklin, Calif. (Del Oro/Old Dominion)
42	Lucas Blumling	LB	6-1	220	Fr.	1st	Scottsdale, Ariz. (Desert Mountain)
44	Deijon Laffitte	DL	6-3	302	So.	3rd	Ontario, Calif. (Colony/USC)
45	Connor Tripp	K	5-10	175	RFr.	2nd	San Jose, Calif. (Bellarmine College Prep)
46	Dylan Lynch	K	5-10	175	Sr.	4th	Bakersfield, Calif. (Liberty)
47	Seth Scheidt	LB	6-1	225	Jr.	4th	Merced, Calif. (Merced)
48	Niko Baumgartner	LB	6-3	207	Fr.	1st	Concord, Calif. (De La Salle)
49	Clay Lawrence	P	6-3	188	So.	2nd	Mundijong, Western Australia (Byford Secondary/Edith Cowan)
51	Braylan Henderson	OL	6-4	295	Jr.	3rd	Tulare, Calif. (Tulare Union/Snow College)
52	Wesley Brown	LS	6-2	215	Sr.	5th	Belmont, Calif. (Carlmont/College of San Mateo/Cal)
52	Isiah Chala Jr.	DL	6-5	266	So.	3rd	San Francisco, Calif. (Archbishop Riordan)
53	Jack Baldi	LS	5-11	229	Fr.	1st	Foothill Ranch, Calif. (Mission Viejo)
54	Campbell McHarg	OL	6-3	290	Sr.	5th	Thousand Oaks, Calif. (Bishop Alemany/Cal Poly/Oregon State)
54	Sione Noa	DL	6-3	241	Sr.	4th	Sacramento, Calif. (Grant Union)
56	Ben Baker	OL	6-1	280	RFr.	2nd	San Clemente, Calif. (San Clemente)
56	Jairus Satele	DL	6-0	309	Jr.	4th	Carson, Calif. (St. John Bosco/San Jose State)
57	Zane Rix	LB	6-0	219	Sr.	4th	Auberry, Calif. (Buchanan/Fresno City)
58	Marcus Simien	OL	6-4	308	Jr.	4th	Patterson, Calif. (Patterson)
63	Malcolm Polu Jr.	OL	6-3	355	Fr.	1st	Fogagogo, American Samoa (Tafuna)
65	Jonah Leaupepetele	OL	6-3	356	Fr.	1st	Apple Valley, Calif. (Apple Valley)
66	Gino Quinones	OL	6-3	297	Sr.	7th	Ewa Beach, Hawai'i (Saint Louis/USC)
67	Ponafatu Kamuta	OL	6-3	358	RJr.	4th	Tacoma, Wash. (Lincoln/Fresno City)
68	Ekene Ebizie	OL	6-7	275	Fr.	1st	Murrieta, Calif. (Vista Murrieta)
69	Jacob Spomer	OL	6-3	290	RSr.	6th	Brentwood, Calif. (Liberty/Diablo Valley JC)
70	Matai Bell	OL	6-3	320	Jr.	4th	Antioch, Calif. (Campolindo)
71	Rolan Fullwood	OL	6-6	320	Sr.	5th	Long Beach, Calif. (Lawndale)
72	Edward Fonua	OL	6-3	315	Jr.	4th	Orange, Calif. (Orange/Cerritos College)
73	Marsel Akins	OL	6-3	285	RFr.	2nd	Tulare, Calif. (El Diamante)
74	Julian Polendo	OL	6-6	325	Sr.	6th	Palm Springs, Calif. (Palm Springs)
75	Kyson Van Vugt	OL	6-7	293	Jr.	4th	Sioux Center, Iowa (Western Christian/Iowa)
76	Brayden Walton	OL	6-7	325	Fr.	1st	Clovis, Calif. (Buchanan)
77	Toreon Penright	OL	6-3	295	Sr.	6th	San Bernardino, Calif. (Cajon)
78	Marquise Thorpe-Taylor	OL	6-5	330	RFr.	2nd	Tacoma, Wash. (Mount Tahoma/UCLA)
79	Ethan Dasmann	OL	6-5	285	RFr.	2nd	El Dorado Hills, Calif. (Oak Ridge)
80	Jaylen Garrison	WR	5-10	177	RJr.	4th	Henderson, Nev. (Coronado/Fresno City/Eastern Washington)
81	Jordan Brown	WR	5-9	177	Sr.	6th	Bellflower, Calif. (Mayfair)
82	Joshua Johnson	WR	6-0	190	Jr.	4th	Gardena, Calif. (Warren)
84	Ezekiel Avit	WR	6-2	194	So.	3rd	Potomac, MD (Churchill/Maryland)
85	Josiah Ayon	WR	6-2	203	Sr.	4th	Fresno, Calif. (Buchanan/Fresno City/Western Colorado)
86	Gavin Correia	TE	6-4	223	So.	2nd	Rocklin, Calif. (Rocklin/American River CC)
87	Jake Tarwater	TE	6-3	257	Sr.	4th	South Lake Tahoe, Calif. (South Tahoe/College of the Sequoias)
88	Richie Anderson	TE	6-4	255	So.	3rd	Tualatin, Oregon (Tualatin)
89	Mordecai Hines	DL	6-5	290	So.	3rd	Palmdale, Calif. (Highland)
89	Brock Lium	TE	6-5	242	So.	3rd	Highland, Calif. (Citrus Valley)
90	Logan Goodspeed	DL	6-3	291	So.	2nd	Bakersfield, Calif. (Stockdale/Bakersfield College)
91	Auckland Asiata	DL	6-2	285	So.	2nd	Yuba City, Calif. (Sutter)
92	Jack Metzler	DL	6-3	230	So.	2nd	Scottsdale, Ariz. (Horizon/Fresno City)
93	Bryson Harrington	DL	6-1	280	RFR.	2nd	Clovis, Calif. (Buchanan/Pittsburgh)
94	Julius Gandy	DL	6-2	288	Sr.	5th	Watsonville, Calif. (Pacheco)
96	Noah Yeh	DL	6-3	243	So.	3rd	Pittsburgh Penn. (Shady Side Academy/San Diego/Saddleback)
98	Steven Scott III	DL	6-5	280	RFr.	2nd	Milwaukee, Wis. (Menomonee Falls/Illinois)
99	Michael Jordan Jr.	DL	6-2	295	Sr.	5th	Pasadena, Calif. (Monrovia/Reedley College/Northern Colorado)

ALPHABETICAL

No.	Name	Pos.
67	Ponafatu Kamuta	OL
35	Tytus Khajavi	LB
33	Oliq Kirksey	NKL
40	Ryan Kobzeff	K
44	Deijon Laffitte	DL
49	Clay Lawrence	P
65	Jonah Leaupepetele	OL
32	Ryan Lewis	TE
89	Brock Lium	TE
2	Rayshon Luke	RB
46	Dylan Lynch	K
10	Jordan Malau'ulu	WR
7	Jayden Mandal	QB
1	Jahlil McClain	WR
54	Campbell McHarg	OL
92	Jack Metzler	DL
4	RL Miller	DB
7	Loyall Mouzon	DB
36	Tommy Nix	DB
30	Jace Nixon	TE
54	Sione Noa	DL
8	Martin Owusu	DL
39	Jadon Pearson	LB
77	Toreon Penright	OL
74	Julian Polendo	OL
63	Malcolm Polu Jr.	OL
66	Gino Quinones	OL
31	Brandon Ramirez	RB
20	RJ Regan	DB
20	Devon Rivers	RB
57	Zane Rix	LB
28	Caden Rodgers	TE
56	Jairus Satele	DL
47	Seth Scheidt	LB
98	Steven Scott III	DL
58	Marcus Simien	OL
69	Jacob Spomer	OL
18	Logan Studt	LB
29	Malakai Sumter	WR
87	Jake Tarwater	TE
26	Tim Thomas	LB
78	Marquise Thorpe-Taylor	OL
10	K'vion Thunderbird	LB
17	Ethan Tierney	DB
45	Connor Tripp	K
18	Brayden Turner	QB
75	Kyson Van Vugt	OL
41	Nick Verdugo	P
76	Brayden Walton	OL
27	Ryan Warkentin	RB
13	E.J. Warner	QB
37	Ryan Wilson	DB
9	Merhauti Xepera	DL
96	Noah Yeh	DL

2025 FRESNO STATE ROSTER

BY POSITION

Quarterbacks

7	Jayden Mandal	QB	6-0	206	So.	3rd	Clovis, Calif. (Buchanan)
13	E.J. Warner	QB	6-0	203	Sr.	4th	Phoenix, Ariz. (Brophy College Prep/Temple/Rice)
16	Jonathan Craft	QB	6-0	170	Fr.	1st	Union City, Calif. (El Cerrito)
17	Carson Conklin	QB	6-1	175	So.	3rd	Yorba Linda, Calif. (Centennial/Sacramento State)
18	Brayden Turner	QB	6-3	185	Fr.	1st	Danville, Calif. (Monte Vista)

Running Backs

0	Johnathan Arceneaux	RB	5-10	193	Sr.	5th	Los Angeles, Calif. (Lawndale)
2	Rayshon Luke	RB	5-9	180	RJr.	4th	South Central, Calif. (St. John Bosco/Arizona)
6	Bryson Donelson	RB	5-11	205	So.	2nd	Visalia, Calif. (Central Valley Christian)
20	Devon Rivers	RB	5-6	182	So.	3rd	Brentwood, Calif. (Heritage)
24	Julius Gillick	RB	5-11	217	Fr.	1st	Seattle, Wash. (Edison)
27	Ryan Warkentin	RB	5-8	196	Jr.	4th	Reedley, Calif. (Reedley)
31	Brandon Ramirez	RB	6-0	220	So.	3rd	Hanford, Calif. (San Joaquin Memorial)
33	Elijah Gilliam	RB	5-10	215	Sr.	6th	Merced, Calif. (Bishop Gorman)

Tight Ends

15	Kamron Beachem	TE	6-4	238	Sr.	5th	Oceanside, Calif. (Oceanside HS)
28	Caden Rodgers	TE	6-0	232	Jr.	4th	Clovis, Calif. (Buchanan)
30	Jace Nixon	TE	6-5	230	RFr.	2nd	Bakersfield, Calif. (Liberty)
32	Ryan Lewis	TE	6-4	246	Fr.	1st	Escalon, Calif. (Escalon)
35	Sebastien Boydell	TE	6-5	220	Fr.	1st	Newport Beach, Calif. (Corona Del Mar)
86	Gavin Correia	TE	6-4	223	So.	2nd	Rocklin, Calif. (Rocklin/American River CC)
87	Jake Tarwater	TE	6-3	257	Sr.	4th	South Lake Tahoe, Calif. (South Tahoe/College of the Sequoias)
88	Richie Anderson	TE	6-4	255	So.	3rd	Tualatin, Oregon (Tualatin)
89	Brock Lium	TE	6-5	242	So.	3rd	Highland, Calif. (Citrus Valley)

Wide Receivers

1	Jahlil McClain	WR	5-11	180	So.	3rd	Bellflower, Calif. (St. John Bosco/Louisville)
5	Josiah Freeman	WR	6-3	196	Sr.	5th	Soledad, Calif. (Soledad/Hartnell College)
10	Jordan Malau'ulu	WR	5-10	183	RFr.	2nd	Long Beach, Calif. (Long Beach Poly)
11	Jayon Farrar	WR	5-11	177	Jr.	4th	Long Branch, N.J. (Donovan Catholic/Riverside CC/Ventura College)
19	Harold Duvall	WR	6-1	184	Fr.	1st	Fresno, Calif. (Clovis East)
23	Luke Jones	WR	5-10	157	So.	3rd	Deerfield, Ill. (Deerfield/Purdue)
25	Keynan Cotton	WR	5-9	188	Fr.	1st	La Vista, Neb. (Omaha Westside)
26	Isaiah Dillon	WR	5-10	176	Fr.	1st	Oxnard, Calif. (Pacifica)
29	Malakai Sumter	WR	6-2	177	Fr.	1st	Hughson, Calif. (Hughson)
80	Jaylen Garrison	WR	5-10	177	RJr.	4th	Henderson, Nev. (Coronado/Fresno City/Eastern Washington)
81	Jordan Brown	WR	5-9	177	Sr.	6th	Bellflower, Calif. (Mayfair)
82	Joshua Johnson	WR	6-0	190	Jr.	4th	Gardena, Calif. (Warren)
84	Ezekiel Avit	WR	6-2	194	So.	3rd	Potomac, MD (Churchill/Maryland)
85	Josiah Ayon	WR	6-2	203	Sr.	4th	Fresno, Calif. (Buchanan/Fresno City/Western Colorado)

Offensive Line

51	Braylan Henderson	OL	6-4	295	Jr.	3rd	Tulare, Calif. (Tulare Union/Snow College)
54	Campbell McHarg	OL	6-3	290	Sr.	5th	Thousand Oaks, Calif. (Bishop Alemany/Cal Poly/Oregon State)
56	Ben Baker	OL	6-1	280	RFr.	2nd	San Clemente, Calif. (San Clemente)
58	Marcus Simien	OL	6-4	308	Jr.	4th	Patterson, Calif. (Patterson)
63	Malcolm Polu Jr.	OL	6-3	355	Fr.	1st	Fogagogo, American Samoa (Tafuna)
65	Jonah Leaupepetele	OL	6-3	356	Fr.	1st	Apple Valley, Calif. (Apple Valley)
66	Gino Quinones	OL	6-3	297	Sr.	7th	Ewa Beach, Hawai'i (Saint Louis/USC)
67	Ponafatu Kamuta	OL	6-3	358	RJr.	4th	Tacoma, Wash. (Lincoln/Fresno City)
68	Ekene Ebizie	OL	6-7	275	Fr.	1st	Murrieta, Calif. (Vista Murrieta)
69	Jacob Spomer	OL	6-3	290	RSr.	6th	Brentwood, Calif. (Liberty/Diablo Valley JC)
70	Matai Bell	OL	6-3	320	Jr.	4th	Antioch, Calif. (Campolindo)
71	Rolan Fullwood	OL	6-6	320	Sr.	5th	Long Beach, Calif. (Lawndale)
72	Edward Fonua	OL	6-3	315	Jr.	4th	Orange, Calif. (Orange/Cerritos College)
73	Marsel Akins	OL	6-3	285	RFr.	2nd	Tulare, Calif. (El Diamonte)
74	Julian Polendo	OL	6-6	325	Sr.	6th	Palm Springs, Calif. (Palm Springs)
75	Kyson Van Vugt	OL	6-7	293	Jr.	4th	Sioux Center, Iowa (Western Christian/Iowa)
76	Brayden Walton	OL	6-7	325	Fr.	1st	Clovis, Calif. (Buchanan)
77	Toreon Penright	OL	6-3	295	Sr.	6th	San Bernardino, Calif. (Caion)
78	Marquise Thorpe-Taylor	OL	6-5	330	RFr.	2nd	Tacoma, Wash. (Mount Tahoma/UCLA)
79	Ethan Dasmann	OL	6-5	285	RFr.	2nd	El Dorado Hills, Calif. (Oak Ridge)

CAREER STARTS LEADERS

Jacob Spomer, OL	28
Al'zillion Hamilton, DB	23
Elijah Gilliam, RB	12
Jahzon Jacks, DE	12
Toreon Penright, OL	11
Jayden Davis, DB	10
Camryn Bracha, DB	8
Richie Anderson, TE	7
Campbell McHarg, OL	4
Jakari Embry, DB	4
Edward Fonua, OL	4
RL Miller, NKL	4
Bryson Donelson, RB	3
Sione Noa, DL	2
Josiah Freeman, WR	1
Merhauti Xepera, DL	1
Kamron Beachem, TE	1
Korey Foreman, DL	1
Jayden Mandal, QB	1
Loyall Mouzon, DB	1
Auckland Asiata, DL	1

reflects only games started at Fresno State

2025 FRESNO STATE ROSTER

BY POSITION

Defensive Line

0	Korey Foreman	DL	6-4	250	Sr.	5th	Corona, Calif. (Corona Centennial/USC)
6	Jahzon Jacks	DL	6-5	262	Jr.	4th	East Palo Alto, Calif. (St. Mary's)
8	Martin Owusu	DL	6-3	306	So.	3rd	Prior Lake, Minn. (Prior Lake/Minnesota)
9	Merhauti Xepera	DL	6-3	278	Jr.	4th	Maricopa, Ariz. (Higley)
19	Finn Claypool	DL	6-1	250	Sr.	5th	Des Moines, Iowa (Dowling Catholic/Drake)
44	Deijon Laffitte	DL	6-3	302	So.	3rd	Ontario, Calif. (Colony/USC)
52	Isiah Chala Jr.	DL	6-5	266	So.	3rd	San Francisco, Calif. (Archbishop Riordan)
54	Sione Noa	DL	6-3	241	Sr.	4th	Sacramento, Calif. (Grant Union)
56	Jairus Satele	DL	6-0	309	Jr.	4th	Carson, Calif. (St. John Bosco/San Jose State)
89	Mordecai Hines	DL	6-5	290	So.	3rd	Palmdale, Calif. (Highland)
90	Logan Goodspeed	DL	6-3	291	So.	2nd	Bakersfield, Calif. (Stockdale/Bakersfield College)
91	Auckland Asiata	DL	6-2	285	So.	2nd	Yuba City, Calif. (Sutter)
92	Jack Metzler	DL	6-3	230	So.	2nd	Scottsdale, Ariz. (Horizon/Fresno City)
93	Bryson Harrington	DL	6-1	280	RFR.	2nd	Clovis, Calif. (Buchanan/Pittsburgh)
94	Julius Gandy	DL	6-2	288	Sr.	5th	Watsonville, Calif. (Pacheco)
96	Noah Yeh	DL	6-3	243	So.	3rd	Pittsburgh Penn. (Shady Side Academy/San Diego/Saddleback)
98	Steven Scott III	DL	6-5	280	RFR.	2nd	Milwaukee, Wis. (Menomonee Falls/Illinois)
99	Michael Jordan Jr.	DL	6-2	295	Sr.	5th	Pasadena, Calif. (Monrovia/Reedley College/Northern Colorado)

Linebackers

10	K'vion Thunderbird	LB	6-0	225	So.	3rd	Chicago, Ill. (Kenwood Academy/Arizona State)
18	Logan Studt	LB	6-1	220	RFR.	2nd	Clovis, Calif. (Buchanan)
25	Justin Johnson	LB	6-1	225	So.	3rd	Los Angeles, Calif. (Inglewood)
26	Tim Thomas	LB	6-1	235	Jr.	4th	Stockton, Calif. (Lincoln)
35	Tytus Khajavi	LB	6-0	235	RFR.	2nd	Fresno, Calif. (Clovis West)
39	Jadon Pearson	LB	6-1	220	Sr.	6th	Gilbert, Ariz. (Williams Field/Air Force/Reedley College/Utah/Utah State)
42	Lucas Blumling	LB	6-1	220	Fr.	1st	Scottsdale, Ariz. (Desert Mountain)
47	Seth Scheidt	LB	6-1	225	Jr.	4th	Merced, Calif. (Merced)
48	Niko Baumgartner	LB	6-3	207	Fr.	1st	Concord, Calif. (De La Salle)
57	Zane Rix	LB	6-0	219	Sr.	4th	Auberry, Calif. (Buchanan/Fresno City)

Nickelbacks

2	Andre Cobb	NKL	6-1	187	Jr.	4th	Naperville, Ill. (Neuqua/Northern Illinois)
5	Simeon Harris	NKL	5-11	185	RJr.	4th	Vallejo, Calif. (Benicia/Colorado/Utah State)
13	Cam Cole	NKL	5-10	176	RFR.	2nd	Arlington, Texas (Sequin)
27	Gerayas Grimes	NKL	5-10	190	RFR.	2nd	Queen Creek, Ariz. (Casteel)
33	Oliq Kirksey	NKL	6-1	175	RJr.	4th	McKinney, Texas (McKinney Boyd/Pierce College)

Defensive Backs

1	Jakari Embry	DB	5-11	190	Sr.	4th	Gadsden, Ala. (Gadsden City/Golden West College)
3	Al'zillion Hamilton	DB	5-11	185	Sr.	5th	Castro Valley, Calif. (Hayward)
4	RL Miller	DB	6-3	194	So.	3rd	San Francisco, Calif. (Sacred Heart)
7	Loyall Mouzon	DB	5-11	181	RFR.	2nd	Rochester, N.Y. (Millikan)
11	Jayden Davis	DB	6-1	192	Jr.	4th	Fresno, Calif. (Bullard)
16	Ah'Marion Ashley	DB	5-10	165	So.	3rd	Jacksonville, Fla. (Edison)
17	Ethan Tierney	DB	6-0	187	So.	3rd	DeKalb, Ill. (DeKalb/Northern Illinois)
20	RJ Regan	DB	6-0	200	Sr.	5th	Lakewood, Calif. (Orange Lutheran/Arizona State)
22	Camryn Bracha	DB	6-0	192	RSr.	5th	Clovis, Calif. (Buchanan/Fresno City)
23	Sammie Hunter	DB	5-10	185	RFR.	2nd	Rock Hill, S.C. (Chandler/Utah)
28	Jomarion Briggs	DB	6-1	170	Jr.	4th	Stockton, Calif. (Lincoln)
29	Jaden Carrillo	DB	6-0	185	So.	3rd	Clovis, Calif. (Clovis)
30	Jonavon Darrington	DB	5-10	165	Fr.	1st	Visalia, Calif. (Clovis West)
31	Kiontre Harris	DB	5-11	159	RFR.	2nd	Lemoore, Calif. (Lemoore)
32	Tyger Canales	DB	6-0	180	Fr.	1st	Long Beach, Calif. (JSerra)
34	DaJhon Hall	DB	5-11	160	Fr.	1st	Hesperia, Calif. (Oak Hills)
36	Tommy Nix	DB	6-0	200	RFR.	2nd	Hanford, Calif. (Clovis East)
37	Ryan Wilson	DB	6-0	199	Sr.	6th	Rancho Palos Verdes, Calif. (Rancho Palos Verdes/Long Beach CC)

Specialists

40	Ryan Kobzeff	K	5-10	175	Fr.	1st	Fresno, Calif. (Clovis North)
41	Nick Verdugo	P	5-10	175	Jr.	4th	Rocklin, Calif. (Del Oro/Old Dominion)
45	Connor Tripp	K	5-10	175	RFR.	2nd	San Jose, Calif. (Bellarmine College Prep)
46	Dylan Lynch	K	5-10	175	Sr.	4th	Bakersfield, Calif. (Liberty)
49	Clay Lawrence	P	6-3	188	So.	2nd	Mundijong, Western Australia (Byford Secondary/Edith Cowan)
52	Wesley Brown	LS	6-2	215	Sr.	5th	Belmont, Calif. (Carlmont/College of San Mateo/Cal)
53	Jack Baldi	LS	5-11	229	Fr.	1st	Foothill Ranch, Calif. (Mission Viejo)

CAREER GP LEADERS

Al'zillion Hamilton, DB	42
Elijah Gilliam, RB	39
Julian Polendo, OL	36
Dylan Lynch, K	35
Kamron Beachem, TE	33
Jordan Brown, WR	32
Toreon Penright, OL	30
Sione Noa, DE	30
Jahzon Jacks, DL	29
Jacob Spomer, OL	29
Ryan Wilson, DB	24
Merhauti Xepera, DL	24
Jayden Davis, DB	22
Jake Tarwater, TE	20
Josiah Freeman, WR	17
Camryn Bracha, DB	15
RL Miller, DB	15
Tim Thomas, LB	15
Johnathan Arceneaux, RB	15
Matai Bell, OL	13
Jakari Embry, DB	13
Nick Verdugo, P	13
Clay Lawrence, P	13
Wesley Brown, LS	13
Richie Anderson, TE	13
Brock Lium, TE	13
Korey Foreman, DL	12
Bryson Donelson, RB	12
Edward Fonua, OL	10
Jairus Satele, DL	10
Auckland Asiata, DL	10
Justin Johnson, LB	10
Mordecai Hines, DL	7
Jomarion Briggs, DB	6
Campbell McHarg, OL	6
Jayden Mandal, QB	6
Rolan Fullwood, OL	5
Julius Gandy, DL	5
Isiah Chala Jr., DL	4
Brandon Ramirez, RB	3
Devon Rivers, RB	3
Damarrion White, DL	3
Loyall Mouzon, DB	3
Zane Rix, LB	2
RJ Regan, DB	1
Ponafatu Kamuta, OL	1
Ben Baker, OL	1

reflects only games played at Fresno State

2025 GEOGRAPHICAL ROSTER

ALABAMA (1)

Gadsden: Jakari Embry

ARIZONA (6)

Gilbert: Jadon Pearson
 Maricopa: Merhauti Xepera
 Phoenix: E.J. Warner
 Queen Creek: Geraves Grimes
 Scottsdale: Lucas Blumling
 Jack Metzler

CALIFORNIA (76)

Antioch: Matai Bell
 Apple Valley: Jonah Leaupepetele
 Auberry: Zane Rix
 Bakersfield: Logan Goodspeed
 Dylan Lynch
 Jace Nixon
 Bellflower: Jordan Brown
 Jahliil McClain
 Belmont: Wesley Brown
 Brentwood: Devon Rivers
 Jacob Spomer
 Carson: Jairus Satele
 Castro Valley: Al'zillion Hamilton
 Clovis: Camryn Bracha
 Jaden Carrillo
 Bryson Harrington
 Jayden Mandal
 Caden Rodgers
 Logan Studt
 Brayden Walton
 Concord: Niko Baumgartner
 Corona: Korey Foreman
 Danville: Brayden Turner
 East Palo Alto: Jahzon Jacks
 El Cerrito: Jonathan Craft
 El Dorado Hills: Ethan Dasmann
 Fresno: Josiah Ayon
 Jayden Davis
 Harold Duvall
 Tytus Khajavi
 Ryan Kobzeff
 Foothill Ranch: Jack Baldi
 Gardena: Joshua Johnson
 Hanford: Tommy Nix
 Brandon Ramirez
 Hesperia: DaJhon Hall
 Highland: Brock Lium
 Hughson: Malakai Sumter
 Lakewood: RJ Regan
 Lemoore: Kiontre Harris
 Long Beach: Tyger Canales
 Rolan Fullwood
 Jordan Malau'ulu
 Los Angeles: Jonathan Arceneaux
 Justin Johnson
 Merced: Elijah Gilliam
 Seth Scheidt
 Murrieta: Ekene Ebizie
 Newport Beach: Sebastien Boydell
 Oceanside: Kamron Beachem
 Ontario: Deijon Laffitte
 Orange: Edward Fonua
 Noah Yeh
 Oxnard: Isaiah Dillon
 Palm Springs: Julian Polendo
 Palmdale: Mordecai Hines
 Pasadena: Michael Jordan Jr.
 Patterson: Marcus Simien

Rancho Palos Verdes: Ryan Wilson
 Reedley: Ryan Warkentin
 Rocklin: Gavin Correia
 Nick Verdugo
 Sacramento: Sione Noa
 San Bernardino: Toreon Penright
 San Clemente: Ben Baker
 San Francisco: Isiah Chala Jr.
 RL Miller
 San Jose: Connor Tripp
 Soledad: Josiah Freeman
 South Central: Rayshon Luke
 South Lake Tahoe: Jake Tarwater
 Stockton: Jomarion Briggs
 Thousand Oaks: Campbell McHarg
 Tracy: Tim Thomas
 Tulare: Marsel Akins
 Braylan Henderson
 Vallejo: Simeon Harris
 Visalia: Jonovan Darrington
 Bryson Donelson
 Watsonville: Julius Gandy
 Yorba Linda: Carson Conklin
 Yuba City: Auckland Asiata

IOWA (2)

Des Moines: Finn Claypool
 Sioux Center: Kyson Van Vugt

ILLINOIS (4)

Chicago: K'vion Thunderbird
 Deerfield: Luke Jones
 DeKalb: Ethan Tierney
 Naperville: Andre Cobb

FLORIDA (1)

Jacksonville: Ah'Marion Ashley

HAWAII (1)

Ewa Beach: Gino Quinones

MARYLAND (1)

Potomac: Ezekiel Avit

MINNESOTA (1)

Prior Lake: Martin Owusu

NEBRASKA (1)

La Vista: Keynan Cotton

NEVADA (1)

Henderson: Jaylen Garrison

NEW JERSEY (1)

Long Branch: Jayon Farrar

NEW YORK (1)

Rochester: Loyall Mouzon

SOUTH CAROLINA (1)

Rock Hill: Sammie Hunter

TEXAS (2)

Arlington: Cam Cole
 McKinney: Oliq Kirksey

OREGON (1)

Tualatin: Richie Anderson

WASHINGTON (3)

Seattle: Julius Gillick
 Tacoma: Ponafatu Kamuta
 Marquise Thorpe-Taylor

WISCONSIN (1)

Milwaukee: Steven Scott III

INTERNATIONAL

AMERICAN SAMOA (1)

Fogagogo: Malcolm Polu Jr.

WESTERN AUSTRALIA (1)

Mundijong: Clay Lawrence

TALE OF THE TAPE

FRESNO STATE (2024 STATS)

Team Statistics

	FS	OPP
Points Per Game	26.1	24.8
First Down	245	271
Rushing Yards/Game	98.2	139.4
Passing Yards/Game	242.5	216.2
Total Off. Yards/Game	340.6	355.6
Third Down Conv.	64-162	67-191
Penalty Yards/Game	54.7	63.1
Time of Poss./Game	27:30	32:30

Individual Leaders

Rushing	Att.	Net	Avg.	TD	YPG
Elijah Gilliam	121	466	3.9	8	35.8
Bryson Donelson	77	462	6.0	3	38.5

Passing	C-A-I	TD	YPG
Mikey Keene	277-393-11	18	241.0

Receiving	Rec.	Yds.	Avg.	TD	YPG
Mac Dalena	64	1065	16.6	8	81.9
Raylen Sharpe	51	523	10.3	3	47.5
Jalen Moss	48	563	11.7	4	46.9

Defense	U-A-TT	TFL	INT	FF-FR
Tuasivi Nomura	66-44-110	7.0	0	0-1
Malachi Langley	48-38-86	4.0	0	2-0
Dean Clark	34-29-63	3.5	1	0-0



KANSAS (2024 STATS)

Team Statistics

	KU	OPP
Points Per Game	29.7	26.0
First Down	258	255
Rushing Yards/Game	211.4	153.5
Passing Yards/Game	208.8	239.1
Total Off. Yards/Game	420.2	392.6
Third Down Con.	75/147	67/152
Penalty Yards/Game	38.7	40.8
Time of Poss./Game	31:04	28:56

Individual Leaders

Rushing	Att.	Net	Avg.	TD	YPG
Devin Neal	219	1266	5.8	16	105.5
Jalon Daniels	93	439	4.7	6	36.6

Passing	C-A-I	TD	YPG
Jalon Daniels	171-300-12	14	204.5

Receiving	Rec.	Yds.	Avg.	TD	YPG
Luke Grimm	51	690	13.5	6	57.5
Lawrence Arnold	26	360	13.8	1	30.0

Defense	U-A-TT	TFL	INT	FF-FR
JB Brown	52-22-74	9.5	0	0-1
O.J. Burroughs	51-13-64	3.5	1	0-0



DEEP DIVE

- Fresno State and Kansas will meet for the first time in program history this weekend
- Fresno State is 6-4 all-time against opponents from the state of Kansas. On the road, the 'Dogs are just 1-3. Washburn (2-1), Kansas State (2-0), and Wichita State (2-3).

2024 MW & FBS RANKINGS

Statistic	MW	FBS
3rd Down Conversion Pct	8	75
3rd Down Conversion Pct Defense	3	30
4th Down Conversion Pct	12	112
4th Down Conversion Pct Defense	6	90
Blocked Kicks	4	60
Blocked Kicks Allowed	9	87
Blocked Punts	2	20
Blocked Punts Allowed	6	81
Completion Percentage	1	6
Defensive TDs	6	63
Fewest Penalties	5	79
Fewest Penalties Per Game	5	77
Fewest Penalty Yards	6	87
Fewest Penalty Yards Per Game	6	87
First Downs Defense	6	99
First Downs Offense	8	87
Fumbles Lost	2	5
Fumbles Recovered	7	92
Kickoff Return Defense	6	69
Kickoff Returns	11	128
Net Punting	11	113
Passes Had Intercepted	9	109
Passes Intercepted	3	22
Passing Offense	4	46
Passing Yards Allowed	5	62
Passing Yards per Completion	12	123
Punt Return Defense	9	115
Punt Returns	3	27
Red Zone Defense	3	49
Red Zone Offense	8	74
Rushing Defense	3	50
Rushing Offense	10	123
Sacks Allowed	7	73
Scoring Defense	4	65
Scoring Offense	6	81
Tackles for Loss Allowed	5	44
Team Passing Efficiency	4	50
Team Passing Efficiency Defense	1	14
Team Sacks	7	75
Team Tackles for Loss	7	65
Time of Possession	9	116
Total Defense	3	52
Total Offense	9	106
Turnover Margin	4	47
Turnovers Gained	4	43
Turnovers Lost	7	54
Winning Percentage	5	72

TEAM NOTES

New Year, New Head Coach

Fresno State begins another season with another new face at the helm. The Bulldogs hired Matt Entz as head coach in December 2024. He became Fresno State's fourth head coach in five years (& fifth if you count the one-week stint when the program was led by Interim Head Coach Lee Marks for the 2021 New Mexico Bowl after Kalen DeBoer departed for Washington).

He's a proven winner

Entz is no stranger to winning – or winning at a high level. A two-time FCS National Championship winning head coach, Entz compiled a 60-11 overall record in five years at North Dakota State (2019-23). His first season as head coach for the Bison was one of two National Championship seasons in his tenure.

Entz became the first Division I head football coach to go 16-0 in his first full season at the helm. That season, the Bison became the first modern-era college football team in any division to finish a season 16-0, joining the 1894 Yale Bulldogs as the only 16-0 teams in college football history.

- After his time at North Dakota State, and the season before joining the Bulldogs, Entz was the assistant head coach for defense and linebackers coach at USC (2024).

First year head coaches: A flashback

Fresno State has had 21 head coaches in its program history. Entz is #22.

Of those 21 head coaches, only nine have won their first game as head coach. The last head coach to win their first game was Jeff Tedford in 2017 which saw a 66-0 win over Incarnate Word at home. The last coach to win their debut on the road was Duke Jacobs in 1950, going on the road to defeat Cal Poly 31-7.

Deeper dive on the coordinators

Entz brought two new coordinators and kept one from the previous staff.

On offense, Josh Davis was hired as offensive coordinator and quarterbacks coach. Davis comes to Fresno State from the University of South Dakota where he spent the 2023 and 2024 season as the offensive coordinator, and led the Yotes to their first-ever FCS playoff semifinal appearance. In his first two seasons at South Dakota, Davis improved the offensive identity and efficiency as the Yotes would make quarterfinal (2023) and semifinal (2024) appearances of the FCS playoffs. In 2024, South Dakota had the No. 9 total offense in the FCS, averaging 436.9 yards per game.

Behind Davis' leadership, South Dakota boasted an explosive offense that saw the first NCAA Division I FCS era 1,000+ yard rusher, which became a pair of 1,000-yard rushers in the FCS Playoffs.

On defense, Nick Benedetto has been hired as the defensive coordinator and safeties coach. Benedetto was hired from Northern Illinois, where he was the defensive coordinator and one of the nation's top defensive play callers in 2024. The 2024 season saw NIU as the only FBS team in the country to not allow 400 yards of offense in a game to its opponent. NIU's defense also did not allow a 100-yard rusher all season, and only allowed two players to get above 90 yards.

Benedetto was twice named Defensive Coordinator of the Week by On3Sports in 2024. Under his leadership of the defense, NIU held 21 of its last 26 opponents to 25 points or less, including 12 of its last 13 with Fresno State being one in the Famous Idaho Potato Bowl.

Entz retained Special Teams Coordinator John Baxter.

Entz at the Helm

2019	North Dakota State
16-0, 8-0 MVFC, 1st in MVFC, NCAA Champions	
2020-21	North Dakota State
7-3, 5-2 MVFC, 4th in MVFC, NCAA Quarterfinals	
2021	North Dakota State
14-1, 7-1 MVFC, 1st in MVFC, NCAA Champions	
2022	North Dakota State
12-3, 7-1 MVFC, 2nd in MVFC, NCAA Runner-up	
2023	North Dakota State
11-4, 5-3 MVFC, T3rd in MVFC, NCAA Semifinals	

TEAM NOTES

Ahead of the game

Along with Benedetto came a pair of defensive coaches from NIU. The Bulldogs added Adam Breske as co-defensive coordinator and linebackers coach, and Jordan Gigli as defensive line coach.

NIU's defense finished the 2024 regular season ranked in the Top 30 in the FBS in third down conversion percentage defense, passing defense, total defense, first down defense, scoring defense, team passing efficiency defense, sacks, rushing defense and red zone conversion percentage defense.

Benedetto, Breske and Gigli were a large part in the success of that defensive group, and come to Fresno State with the familiarity within each other.

Bulldog Born. Bulldog Bred.

Despite the head coaching change, Fresno State still has a handful of former Bulldogs on staff.

The longest-tenured coach on staff is cornerbacks coach J.D. Williams. Williams has been on staff since 2017, in his current stint. The former player is in his third stint on the Fresno State coaching staff, having begun his coaching career as a graduate assistant following his NFL career in 1997, then joining again for the 2000-01 seasons. Williams was a standout defensive back himself for the Bulldogs, and was a first round draft pick at the end of his college career. He went on to have a seven-year professional career and made it to four Super Bowls with the Buffalo Bills.

This season, former Bulldog wideout DelVon Hardaway has been hired to coach the wide receivers. Hardaway was a Bulldog student-athlete from 2013-18. Following his playing career, he had a brief stint in the USFL and then had his first full-time coaching role at nearby Fresno City College in 2023. Last season, Hardaway was an offensive graduate assistant for the Bulldogs.

Stuck around for it all

In this day and age of college athletics – NIL, the coaching carousel, you name it – it is hard to find many players who will finish their careers at the same school they started. Fresno State has 11 players on the 2025 roster who are completing their final year of eligibility this season, and were also Bulldogs as freshmen. Those 11 guys spent the last four-six years with the program, through multiple coaching changes and the changing landscape of college football.

Why not get the party started a little early

Fresno State is one of 10 teams that will play Week 0 this year. The Bulldogs will play their first Week 0 game since 2021, when Fresno State shutout UConn 45-0 at home in the first game with fans at then-Bulldog Stadium following the COVID-19 pandemic (Aug. 28, 2021).

- With the Week 0 game, Fresno State will play two games in August. It is the first time since 2002 and just the second time in program history that the 'Dogs will play twice in the month of August.

Unfamiliar territory

Fresno State treks to Lawrence, Kansas to take on the Jayhawks for the first time in program history. It is the third season in a row that Fresno State will open the year in unfamiliar territory and against a first-time opponent.

In 2023, the Bulldogs pulled off a big win at Purdue to start the season and picked up their first season opening road victory since 2008.

Last season, Fresno State took on the defending National Champion Michigan at the Big House to open the year.

QUICK FACTS

GENERAL INFORMATION:

Location: Fresno, Calif.
Founded: 1911
Enrollment: 25,064
President: Dr. Saúl Jiménez-Sandoval
Director of Athletics: Garrett Klassy
Faculty Athletic Rep: Dr. Victor Torres
Senior Woman Administrator: Stefany Valentino
Colors: Red and Blue
Nickname: Bulldogs
Conference: Mountain West

TEAM HISTORY:

First Year of Football: 1921
Seasons completed: 103
All-Time Record: 651-456-27
All-Time Home Record: 395-182-13
Away Record: 235-253-14
Neutral Record (not including bowl games): 0-3
All-Time Bowl Record: 17-16
All-Time Mountain West Games Only: 61-40
Conference Championships: 29
Last Conference Championship: 2022-Mountain West
MW Conference Championships (*since 2012*): 4
MW Division Titles (*since 2013*): 5
Bowl Appearances: 33
Last Bowl: 2024 Famous Idaho Potato Bowl
All-America Selections: 117
First-Team All-Americans: 18

STADIUM INFORMATION:

Name: Valley Children's Stadium (40,727)
Surface: AstroTurf
Completed: 1980 (Beginning 42nd Full Season)
First Game: Nov. 15, 1980 vs. Montana State
Record in Stadium: 199-66-2
Largest Crowd: 42,881 (5x in 2001)
Number of 40,000-plus crowds: 44
Last 40,000-plus crowd: 41,575 (vs Hawai'i, 11/2/24)
Press Box Phone: (559) 278-5959

TEAM INFORMATION:

2024 Overall Record: 6-7
2024 Mountain West Record (Finish): 4-3 (4th)
2024 Bowl: Famous Idaho Potato Bowl
Starters Returning/Lost: 10/15
Offense: 4/7 | Defense: 3/8 | Special Teams: 3/0
Lettermen Returning/Lost: 28/30
Offense: 12/14 | Defense: 13/16 | Special Teams: 3/0

collegepressbox
SINCE 2005 EVERYTHING BUT THE PREGAME MEAL

collegepressbox is the official media website for Division I football. Access and download game notes, quotes, statistics, media guides, headshots, logos and more for all FBS schools, conferences, postseason games, awards and the College Football Playoff. For access, please register for an account at collegepressbox.com/register.

MEDIA INFORMATION

INTERVIEW POLICY

All interviews for Bulldog players and coaches will be coordinated through the Fresno State Athletics Communications Office. First year Division I players are not allowed to speak to the media, per team rules.

IN-SEASON MEDIA INTERVIEW SCHEDULE

Sunday:

No media

Monday:

HC Matt Entz

Tuesday:

Select players

Wednesday:

Select assistant coaches

Thursday

No Media

Friday:

No Media

Saturday:

Post-game only

BULLDOG FOOTBALL HOUR

The weekly radio show airs live weekly on Thursdays from 6-7 p.m. with host Paul Loeffler, head coach Matt Entz and select guests at the Point Patio Bar & Bistro. Schedule changes for the Bulldog Football Hour will be announced for the affected weeks.

FOOTBALL EMAIL LIST

If you would like to be added to the Bulldog football email list to receive breaking news about the team, please contact Savannah Stoeckle.

PHOTO REQUESTS

All requests for use of Bulldog football photos for television networks or print publications, please contact Savannah Stoeckle. If granted, all photos must have proper attribution to Fresno State Athletics.

FRESNO STATE ATHLETICS COMMUNICATIONS

5305 N. Campus Drive
Mail Stop 27
Fresno, CA 93740
Phone: (559) 278-6873
Press Box: (559) 278-5959

ATHLETICS COMMUNICATIONS

FB primary.....Savannah Stoeckle
Email.....sstoeckle@csufresno.edu
Office.....559-278-4645
Cell.....559-567-8586

GOBULLDOGS.COM

TEAM NOTES

Not one, but three

Kansas isn't the only first-time opponent Fresno State will face this fall. The Bulldogs have two new opponents coming into Valley Children's Stadium this year in Georgia Southern (Aug. 30) and Southern University (Sept. 13).

Season Openers

Fresno State is 60-39-4 in its season openers.

Fresno State has won three of its last four season openers, falling last season to the defending National Champion in No. 9 Michigan.

Anybody. Anytime. Anywhere.

Although ushering in a new era under head coach Matt Entz, the tradition of Bulldog football has not strayed far off. Entz has made an emphasis on continuing and growing the tradition that was set by former head coaches Jim Sweeney, Pat Hill and Jeff Tedford.

Hill coined the term "Anybody. Anytime. Anywhere." during his tenure as head coach, preaching that Fresno State would always be up to face anybody, anytime and anywhere. Since then, they have.

- Fresno State has 43 wins over current Autonomous 4 opponents.

Rebuild? Fresh start? All of the above?

Fresno State returns very little of its production from 2024, on both sides of the ball. Whether from graduation or the transfer portal, the Bulldogs lost roughly 75 percent of their total offense from a season ago. On defense, the 'Dogs lost eight starters, including the starting linebacker duo of Tuasivi Nomura and Malachi Langlely.

Here's a look at what the Bulldogs return offensively:

Scoring	15-of-43 TDs
Receptions	106-of-300 Rec.
Receiving yards	798-of-3,152 Yds.
Rushing	1,033-of-1,276 Yds.

Completions	4-of-300
Attempts	9-of-432
Passing Yards	39-of-3,152
Passing TDs	0-of-20

QB1(3)

Fresno State named E.J. Warner the starting quarterback on Monday, August 11. Warner competed for the starting job against Jayden Mandal and Carson Conklin. Mandal is the only returning quarterback for the Bulldogs while Conklin transferred in this summer from Sacramento State.

Warner becomes Fresno State's fifth transfer starting quarterback for Game 1 this decade. Looking back, the last starters were: Mikey Keene (2023-24; UCF), Jake Haener (2020-22; Washington), Jorge Reyna (2019; West Los Angeles College), and Marcus McMaryion (2017-18; Oregon State). The Bulldogs' last non-transfer to start a season as the starting QB was Chason Virgil in 2017.

Team Captains: Team Vote

Ahead of the season, Fresno State football head coach Matt Entz announced seniors Camryn Bracha, Al'zillion Hamilton, Jadon Pearson and Jacob Spomer have been named team captains as voted on by their peers.

All four are first-time season captains, and all have a different journey to and at Fresno State.

TEAM NOTES

New year, new position

In an effort to create depth to certain position groups, some Bulldogs have changed positions for 2025. Caden Rodgers, who began his career as a running back, then switched to linebacker, has again changed positions – but this time to tight end. Former safety Justin Johnson has also moved to linebacker, a position group that returns zero starts and very limited defensive production from 2024. RL Miller, RJ Regan and Makei Thompson moved from nickelback to defensive back, while Cam Cole went from DB to NKL.

'Dogs with Degrees

Fresno State has 14 players on the 2025 roster who have already earned a degree – Jordan Brown, Wesley Brown, Finn Claypool, Jakari Embry, Josiah Freeman, Elijah Gilliam, Michael Jordan Jr., Jadon Pearson, Toreon Penright, Julian Polendo, Gino Quinones, RJ Regan, Jacob Spomer, and Ryan Wilson.

One last go

The 2025 season is the last season as a member of the Mountain West for the Bulldogs. Fresno State is set to join the Pac-12 in 2026, an announcement that was made last year.

Fresno State has been a member of the Mountain West since 2012, and has won four conference titles since then – the second-most in the conference behind Boise State (5). Fresno State has a 61-40 all-time Mountain West only record, and has been below .500 in conference play just three times since joining the league.

Keeping the rivalries alive

Fresno State will play for all three of its rivalry trophies in 2025, hosting San Diego State (Oil Can), and traveling to Boise State (Milk Can) and San Jose State (Valley Trophy). In the current landscape of conference realignment, rivalries are being torn apart but Fresno State's will continue beyond the 2025 season.

Boise State and San Diego State are also making the move to the Pac-12 and will remain conference foes. San Jose State and Fresno State created a scheduling agreement to get future games added to the schedule in 2026, 2027, 2029 and 2032 to keep that rivalry alive.

Confirmed: the hips do not lie

Fresno State made history this summer, hosting the first-ever concert at Valley Children's Stadium on August 7, 2025 that saw a sold-out crowd flock to the venue to see Latina superstar Shakira perform and close out her North American leg of her stadium tour in the Central Valley.

Bulldogs in the NFL

Fresno State has 16 former players across the NFL in 2025.

WR Davante Adams – Los Angeles Rams	DB Morice Norris – Detroit Lions
LB Levelle Bailey – Denver Broncos	WR Nikko Remigio – Kansas City Chiefs
DB DaRon Bland – Dallas Cowboys	RB Ronnie Rivers – Los Angeles Rams
DB Dean Clark – New York Jets	OL Mose Vavao – Indianapolis Colts
WR Jalen Cropper – Dallas Cowboys	LB Mykal Walker – Arizona Cardinals
WR Mac Dalena – Kansas City Chiefs	DB Evan Williams – Green Bay Packers
QB Jake Haener – New Orleans Saints	
RB Jordan Mims – Tennessee Titans	
DL Arron Mosby – Green Bay Packers	
OL Netane Muti – Detroit Lions	

COACHING STAFF

Head Coach:

Matt Entz

Offensive Coordinator/Quarterbacks:

Josh Davis*

Defensive Coordinator/Safeties:

Nick Benedetto

Special Teams Coordinator:

John Baxter

Wide Receivers:

DeVon Hardaway

Running Backs:

Aaron Prier

Tight Ends:

Brian Ferentz

Offensive Line:

Zach Crabtree

Assistant Offensive Line:

Bijan Hosseini*

Defensive Line:

Jordan Gigli

Edge:

Marcus Hall-Oliver

Linebackers/Co-DC:

Adam Breske*

Cornerbacks:

J.D. Williams

Nickelbacks:

Tucker Meyer

Offensive Analysts:

Jared Taylor/Johnathan Whitfield

Defensive Analyst:

Justin Bailey/Tyrone Terrell

*In Booth

THE MOUNTAIN WEST

2025 MW STANDINGS

Team	MW		Overall	
	W	L	W	L
Air Force	0	0	0	0
Boise State	0	0	0	0
Colorado State	0	0	0	0
Fresno State	0	0	0	0
Hawai'i	0	0	0	0
San Diego State	0	0	0	0
San Jose State	0	0	0	0
Nevada	0	0	0	0
New Mexico	0	0	0	0
Utah State	0	0	0	0
UNLV	0	0	0	0
Wyoming	0	0	0	0



'DOGS UNDER ENTZ

CATEGORY	2025	AT FS
Record	0-0	0-0
MW	0-0	0-0
Non-Conference	0-0	0-0
MW Championships	0-0	0-0
Bowl games	0-0	0-0
Home	0-0	0-0
Away	0-0	0-0
Neutral	0-0	0-0
Day	0-0	0-0
Night (6 p.m. or later)	0-0	0-0
ABC	0-0	0-0
AT&T SportsNet/ROOT Sports	0-0	0-0
CBS Sports Network	0-0	0-0
ESPN	0-0	0-0
ESPN2	0-0	0-0
ESPN3/WatchESPN	0-0	0-0
ESPNU	0-0	0-0
FOX	0-0	0-0
FS1	0-0	0-0
FS2	0-0	0-0
KSEE-24	0-0	0-0
Pac-12 Network	0-0	0-0
Scoring First	0-0	0-0
Opponent Scores First	0-0	0-0
Leading at Half	0-0	0-0
Trailing at Half	0-0	0-0
Tied at the Half	0-0	0-0
Leading after Third	0-0	0-0
Trailing after Third	0-0	0-0
Tied after Third	0-0	0-0
Overtime Games	0-0	0-0
Scoring less than 20 pts.	0-0	0-0
Scoring 20-29 pts.	0-0	0-0
Scoring 30+ pts.	0-0	0-0
Allowing less than 20 pts.	0-0	0-0
Allowing 20-29 pts.	0-0	0-0
Allowing 30+ pts.	0-0	0-0
Rushing for less than 100 yds.	0-0	0-0
Rushing for 100-199 yds.	0-0	0-0
Rushing for 200+ yds.	0-0	0-0
Passing for less than 200 yds.	0-0	0-0
Passing for 200-299 yds.	0-0	0-0
Passing for 300+ yds.	0-0	0-0
Totaling less than 300 yds.	0-0	0-0
300-399 yds. of total offense	0-0	0-0
400+ yds of total offense	0-0	0-0
Allowing less than 100 yds. rushing	0-0	0-0
Allowing 100-199 yds. rushing	0-0	0-0
Allowing 200+ yds. rushing	0-0	0-0
Allowing less than 200 yds. passing	0-0	0-0
Allowing 200-299 yds. passing	0-0	0-0
Allowing 300+ yds. passing	0-0	0-0
Allowing less than 300 yds. total off.	0-0	0-0
Allowing 300-399 yds. total off.	0-0	0-0
Allowing 400+ yds. total off.	0-0	0-0
Having 100-yd. rusher	0-0	0-0
Opp. have 100-yd. rusher	0-0	0-0
No turnovers	0-0	0-0
1-2 turnovers	0-0	0-0
3 or more turnovers	0-0	0-0
No takeaways	0-0	0-0
1-2 takeaways	0-0	0-0
3 or more takeaways	0-0	0-0
30:00+ min. of possession	0-0	0-0
Under 30:00 min. of possession	0-0	0-0
Winning the coin toss	0-0	0-0
Losing the coin toss	0-0	0-0
Receiving opening kickoff	0-0	0-0
Kicking off to start the game	0-0	0-0

OFFENSE NOTES

He's played a lot of football

E.J. Warner is one of the most experienced quarterbacks in college football this season. Beginning his career at Temple and then transferring to Rice, he has set program and conference records along the way.

	WARNER CAREER SNAPSHOT				
	GP/GS	CMP-ATT	YDS	TD	INT
2022 (Temple)	11/9	268-443	3028	18	12
2023 (Temple)	10/9	256-445	3076	23	12
2024 (Rice)	11/11	272-439	2710	17	13
2025 (Fresno St)	-/-	-	-	-	-
TOTALS	32/29	796-1327	8814	58	37

Last season, Warner finished in the Top 10 in the FBS in passes per game (No. 3 - 41.47) and completions per game (No. 6 - 24.88). His 275.4 yards per game ranked 12th in the FBS.

Warner is one of 12 FBS quarterbacks to have at least three consecutive seasons with at least one start entering 2025. He is also one of four quarterbacks poised to start for 3+ different schools in their career entering the 2025 year.

Legs of the team

The Bulldogs return their running backs coach in Aaron Prier, one of three assistant coaches retained by the new head coach and the only one on the offensive side of the ball. The Bulldogs also return their two leading rushers in Elijah Gilliam and Bryson Donelson, but lost the third-leading rusher in Malik Sherrod who totaled 196 yards and four touchdowns in four games played. Sherrod transferred to conference foe Boise State.

The hot hand of the final three games of the season was then-true freshman Bryson Donelson. The youngest Bulldog in the room finished the season with 77 carries for 462 yards and three touchdowns. In the final three games, he led the team in rushing yards and averaged 87.7 rushing yards per game and had two rushing touchdowns. Donelson averaged 11 carries per game in the final three games of the year, and had a season-high 15 in the bowl game. He got the start in those three games, proving he was able enough for the role.

Donelson, a local product from Visalia, Calif., was named the MW Freshman of the Week after his first career start and a 140 rushing yard performance against Colorado State (Nov. 23). He had the most rushing yards in a game by a Bulldog freshman since Ryan Mathews in 2007.

From youngest to oldest, Gilliam is back for another year after leading the 'Dogs in rushing yards in 2024 and putting up significant numbers in 2023. The senior had a team-high 121 carries for 466 yards and eight touchdowns. At one point in the season, he had a streak of five consecutive games with a rushing touchdown. He proved to be versatile, recording at least one carry and one reception in all but one game this season.

- Fresno State also brought in Arizona transfer Rayshon "Speedy" Luke, who missed the spring with injury but showed flashes of his speed throughout fall camp.

Receiver refresh

The Bulldogs only return two to the receiver room who played in 2024, but just one who played in all 13 games. Jordan Brown and Josiah Freeman return with at least one reception from 2024. Brown played in all 13 games, and has the most returning yards in the room with nine receptions for 77 yards last season.

Freeman entered the 2024 season with promise, having redshirted in 2022 and getting his first taste of game experience in 2023. Freeman got through four games before his season-ending injury, finishing with eight catches for 95 yards and two touchdowns. He averaged 23.8 receiving yards per game, and had the fourth-highest average on the team despite his minimum amount of game time.

Of its 2,497 receiving yards and 17 touchdowns from the wide receiver room in 2024, the Bulldogs return just 172 yards and two touchdowns heading into 2025. Of the 199 receptions from that group a season ago, 17 of them are from returning players.

The Bulldog wide receiver room had the largest turnover, adding in 10 new faces for 2025.

DEFENSE NOTES

The vet

Fresno State’s secondary has been a consistent strong point in its defense. In 2024, the Bulldogs allowed only 216.2 passing yards per game and led the conference in allowing opponents to complete just 54.6 percent of their passes and average 6.0 yards per passing attempt. Fresno State also held opponents to a passing efficiency rating of just 113.31, by far the best mark by a defense in the league and 14th in the nation.

A big part in that success was cornerback Al’zillion Hamilton, who enters his senior season as one of the top defensive backs in the country. As Fresno State’s only preseason All-Mountain West selection, Hamilton is setting the goals higher in 2025. A season ago, he finished the year with 52 total tackles, 4.5 TFL, 1.0 sack, two forced fumbles, two interceptions, 13 pass breakups and one quarterback hurry. He ranked 10th in the FBS in passes defended, averaging 1.2 per game, and had the fourth most passes defended in the FBS in 2024 (15). In just conference games, Hamilton had nine total passes defended with seven pass breakups and two interceptions to lead the conference in that category.

First time in a long time

It has been a few years since the Bulldogs had to replace starting talent at the linebacker position, and in 2025, DC Nick Benedetto and linebackers coach Adam Breske have two starting linebacker spots to fill with a room that returns zero starts.

Fresno State graduated Malachi Langley and Tuasivi Nomura, who started every game alongside each other in 2024. Langley graduated with the team’s second-most starts at 48 in his Bulldog career. Nomura, having only been a Bulldog for two seasons, left with 14 starts in his Fresno State career.

The Bulldogs are having to replace two starters at the linebacker position for the first time since 2019, and even then, the solution that season was simply moving veteran defensive end Mykal Walker to linebacker. In 2018, Walker started all 14 games at DE.

The linebacker room has five returners, and just two (Tim Thomas and Zane Rix) have played in a game at Fresno State but have combined for fewer than 40 defensive snaps in their Bulldog careers. Rix played some defensive line in 2024.

The transfers brought in bring experience, but both are new to the defensive scheme by the new staff. Jadon Pearson transfers in from Utah State, but has spent time at Air Force, Reedley College and Utah prior to his time in Logan. K’vion Thunderbird transferred in from Arizona State where he spent the 2023 and 2024 seasons.

Fresno State also returns Valley products in Tytus Khajavi (Fresno, Calif.), Seth Scheidt (Merced, Calif.) and Logan Studt (Clovis, Calif.) as young guys in the room. The three have not played in a game for Fresno State, yet.

The comeback

The 2025 opener will see the return of safety Camryn Bracha after suffering an injury in the conference opener at New Mexico last season (Sept. 21). Bracha, a Valley native and previous transfer from Fresno City College, joined the program as a walk-on in 2023. He made an immediate impact that season, playing in 11 games with four starts. Entering 2024, Bracha was able to secure a scholarship and the starting safety spot. In the first four games of the season, he was the starting safety and had 19 total tackles. Bracha added three pass breakups and an interception in his four games.

With only appearing in four games last season, Bracha was able to utilize a redshirt season and get the year back.

The hometown kid

Fresno native and Bullard High School graduate Jayden Davis rose to the occasion in the 2024 season with a single season career-best 51 tackles. He appeared in all 13 games, and started in 10 as the safety room was quickly depleted with injury. He ended the year with his first career interception against NIU, picking off the Huskies on the first pass play of the game. The 2024 season was his first with significant action on the defense, spending the 2022 and 2023 seasons as a special teams contributor.

UNIFORM COMBOS

Game 1 - at Kansas

NICKNAMES

Some players are referred to by staff, coaches and teammates as nicknames. Below is a list of Bulldog football players who you may hear called a different name throughout the year:

Kamron Beachem	Kam
Jordan Brown	JB
Elijah Gilliam	Gill
Al’zillion Hamilton	AZ
Jayden Davis	JD
Ponafatu Kamuta	PJ
Deijon Laffitte	DJ
Jordan Malau’ulu	Iori
Toreon Penright	TP
Brandon Ramirez	Brando
Merhauti Xepera	Sunny

Some players have their “nickname” already listed on the roster. Their full names are below:

Tyger Canales	Elisha
Finn Claypool	David
Cam Cole	Camrin
Clay Lawrence	Clayton
Brock Lium	Brockton
RJ Regan	Robert Jr.
Tim Thomas	Timothy
E.J. Warner	Elijah

SPECIAL TEAMS NOTES

The man, the myth, the legend

John Baxter, known for producing extremely productive special teams units and also for working with tight ends for nearly half of his coaching career, joined the Bulldogs ahead of the 2022 season as the special teams coordinator. Baxter retained by head coach Matt Entz to serve as the special teams coordinator again for 2025.

Baxter, with 40 years of coaching on his resume, has experience coaching special teams, tight ends, wide receivers, running backs, linebackers and the defensive line.

In his Fresno State coaching career, Baxter has been the special teams coach for eight of the program's 11 kickoffs returned for touchdowns with the most recent coming in 2023 with a 95-yard return against Boise State by Malik Sherrod. It was Fresno State's first kickoff return for a touchdown since 2008.

In the program's history, Baxter has coached the 'Dogs in 18 of 42 punt returns for touchdowns, seven of 14 blocked punts returned for touchdowns, four of six blocked field goals returned for touchdowns and one of two PAT returns for two points.

- Baxter had another offseason to prepare a new return specialist for the Bulldogs as Fresno State lost its punt and kickoff return man in Jalen Moss. Baxter has coached a new return man in each season since his arrival back to the program -- Nikko Remigio in 2022, Malik Sherrod in 2023 and Jalen Moss in 2024.

Dylan Lynch, back for year four

Fresno State has had consistency at the kicker position for the last three seasons, and sees Bakersfield native Dylan Lynch returning in 2025 for his senior season.

In 2022, Lynch had to step up in the final nine games of the season, relieving the injury bug that had knocked the starting kicker out. There was no looking back after he took over. In his career, he has made 43-of-57 field goal attempts and 93-of-94 PAT attempts.

The now veteran Bulldog has found himself in the Fresno State record book along the way. In 2023, he scored 112 points by his foot, the third-most in a season in program history. He has 213 career points, enough for 13th most by any player in Bulldog history. Lynch is the first Bulldog kicker to crack the program's all-time leading scoring list since Kevin Goessling (2008-11), who left as the program's all-time leader in points scored with 373.

New return man

Fresno State brings back just one person with either a kickoff or a punt return as a Bulldog in senior wide receiver Jordan Brown. Baxter welcomes the challenge ahead in crafting a new return man to a group that has had at least one punt or kickoff return for a touchdown in each of the last three seasons.

Redshirt freshman Jordan Malau'ulu looks to be the next Bulldog added to that list, having spent all summer taking reps at punt and kickoff returns. The young Bulldog had minimal experience in returns in high school, but has worked under Baxter since his arrival on campus in January 2024.

2025 PLAYER RESUME

Richie Anderson

Third Team Preseason All-Mountain West - Phil Steele
Fourth Team Preseason All-Mountain West - Athlon Sports

Camryn Bracha

Second Team Preseason All-Mountain West - Phil Steele
Third Team Preseason All-Mountain West - Athlon Sports

Jordan Brown

Allstate Wuerffel Trophy Watch List
AFCA Allstate Good Works Team

Wesley Brown

Patrick Mannely Award Watch List
Third Team Preseason All-Mountain West - Phil Steele

Bryson Donelson

Doak Walker Award Watch List
Second Team Preseason All-Mountain West - Athlon Sports
Second Team Preseason All-Mountain West - Phil Steele

Jayon Farrar

Fourth Team Preseason All-Mountain West - Phil Steele

Korey Foreman

Second Team Preseason All-Mountain West - Phil Steele
Second Team Preseason All-Mountain West - Athlon Sports

Josiah Freeman

Shrine Bowl 1000
First team Preseason All-Mountain West - Phil Steele
Second Team Preseason All-Mountain West - Athlon Sports

Al'zillion Hamilton

Preseason All-Mountain West
Jim Thorpe Award Watch List
Bednarik Award Watch List
Shrine Bowl 1000
First Team Preseason All-Mountain West - Athlon Sports
Second Team Preseason All-Mountain West - Phil Steele

Dylan Lynch

Lou Groza Award Watch List

Jadon Pearson

First Team Preseason All-Mountain West - Phil Steele
Third Team Preseason All-Mountain West - Athlon Sports

Jacob Spomer

Rimington Trophy Watch List
Second Team Preseason All-Mountain West - Athlon Sports
Fourth Team Preseason All-Mountain West - Phil Steele

HEAD COACH MATT ENTZ



PERSONAL INFORMATION

Hometown: Waterloo, Iowa

Family:

- Wife: Brenda
- Children: Kellen, Konner

EDUCATION

Wartburg College

- Bachelor's in Biology (1995)

Wayne (Neb.) State College

- Master's in Education and exercise science (1998)

COACHING HISTORY

Career Record (D-I head coach): 60-11

COACHING HISTORY

USC

2024: Assistant Head Coach for Defense/Linebackers

North Dakota State

2019-23: Head Coach

60-11 overall record

2014-18: Defensive Coordinator

Western Illinois

2013: Associate Head Coach/Co-Defensive Coordinator/
Defensive Line

Northern Iowa

2012: Defensive Coordinator

2010-11: Defensive Line

Winona State

2005-09: Associate Head Coach/
linebackers

2003-05: Associate Head Coach/
Defensive Line

2002: Defensive Coordinator

Wayne State

1999-01: Assistant Head Coach/
Linebackers

Illinois College

1998: Defensive Coordinator

Matt Entz was named the head coach of Fresno State football on Wednesday, December 4, 2024.

Entz comes to the Valley from USC, where he served as the assistant head coach for defense and linebackers coach. Prior to his time at USC, he was a two-time FCS National Championship winning head coach at North Dakota State.

Entz posted a 60-11 overall record in his 5 years (2019-23) as the head coach at North Dakota State for an impressive .857 winning percentage. He led his team to two NCAA Division I FCS National Championships, including in his first season as the head coach.

Throughout his time at NDSU, his Bison were 32-7 (.821) in league play and won two Missouri Valley Football Conference championships.

Entz was named the FCS National Coach of the Year in 2019 and 2021 by the American Football Coaches Association. He is a two-time finalist for the Stats Perform Eddie Robinson Award, presented to the FCS National Coach of the Year as selected by a national media panel, and he is a two-time recipient of the Bruce Craddock MVFC Coach of the Year award. Additionally, he was also named the 2019, 2020 and 2021 AFCA FCS Region 4 Coach of the Year.

Entz became the first Division I head football coach to go 16-0 in his first full season at the helm, defeating James Madison 28-20 to win the 2019 Division I FCS National Championship. The 2019 Bison became the first modern-era college football team in any division to finish a season 16-0, joining the 1894 Yale Bulldogs as the only 16-0 teams in college football history.

North Dakota State completed the 2019 season with an FCS-record 37-game winning streak (beginning in the 2017 season). The streak extended to 39 games in the spring of 2021 due to the COVID-19 pandemic, and it is the third longest winning streak in Division I football history.

The 2020 Bison posted a 7-3 overall record and a 5-2 MVFC record, falling in the quarterfinals of the FCS playoffs.

Entz led the 2021 squad to NDSU's ninth FCS national championship in program history by defeating Montana State 38-10 and recording a 14-1 overall season record.

In 2022, the Bison once again reached the FCS Division I national championship game, but fell to South Dakota State. They recorded a 12-3 overall record and a 7-1 MVFC record.

In 2023, Entz led the Bison to an 11-4 overall record (5-3 in MVFC play) where they reached the Division I FCS semifinal.

As head coach of NDSU, Entz tutored eight NFL draft picks, including the 2021 No. 3 overall pick, QB Trey Lance. He also had 20 players earn All-American honors between 2019-22.

Prior to being named head coach, Entz was NDSU's defensive coordinator for five seasons (2014-18). He was named the 2018 FCS Coordinator of the Year and was a finalist for the award three times. He led a Bison defense that allowed less than 14 points per game over his five seasons as the defensive coordinator and consistently ranked in the top 5 of FCS in scoring defense and total defense. NDSU had eight FCS All-American honorees on defense during his five seasons as defensive coordinator, including linebackers MJ Stumpf, Nick DeLuca and Jabril Cox.

Prior to arriving at NDSU, Entz served as the associate head coach, co-defensive coordinator and defensive line coach at Western Illinois in 2013. Under his tutelage, LB Kevin Kintzel still holds the program's all-time defensive scoring record with 18 INTs and three defensive TDs. The Leathernecks led the MVFC in passing defense (149.0) and opponent first downs (16.2).

Entz spent the previous three years (2010-12) at Northern Iowa. He was named defensive line coach in 2010 and assumed defensive coordinator duties in 2012. UNI placed first in the MVFC in 2010 and 2011. In 2011, DL Ben Boothby earned AP and AFCA FCS All-American First Team honors and was also a two-time All-MVFC First Team honoree (2010 and 2011).

Entz was the defensive coordinator from 2002 to 2009 at Winona State, where he was promoted to associate head coach in 2003 and was with the defensive line for three years before becoming linebackers coach in 2005. He was named the AFCA Division II Assistant Coach of the Year in 2008.

Prior to that, Entz was the assistant head football coach and linebackers coach at Wayne (Neb.) State from 1999 to 2001 and the defensive coordinator at Illinois College in 1998. He holds certification from the National Strength and Conditioning Association and served as an assistant strength and conditioning coach during his time at Wayne State.

Entz earned a bachelor's degree in biology from Wartburg College in 1995 and a master's degree in education and exercise science from Wayne (Neb.) State College in 1998.

He and his wife, Brenda, have two sons, Kellen and Konner.

JOSH DAVIS • OFFENSIVE COORDINATOR/QUARTERBACKS



- Josh Davis was added to the Fresno State coaching staff as offensive coordinator and quarterbacks coach under first year head coach Matt Entz.
- Prior to arriving in the Valley, Davis was the offensive coordinator at the University of South Dakota for two seasons (2023-24). In his two seasons at South Dakota, Davis improved the offensive identity and efficiency as the Yotes would make quarterfinal (2023) and semifinal (2024) appearances.
- The 2024 campaign was one for the record books for Davis in his second season as offensive coordinator, guiding an offense that would help take USD to the FCS Playoffs semifinal for the first time in program history. The explosive offense this season saw the first NCAA Division I FCS era 1,000-yard rusher, which became a pair of 1,000-yard rushers in the FCS Playoffs.
- He has additional coaching stints at South Dakota State, Northwestern College, and Iowa Western Community College.
- An alum of South Dakota State, Davis was a three-time all-conference wide receiver and a 2005 team captain. He graduated as the program's all-time leader in receptions (225), while ranking second in both career receiving yards (3,192) and touchdowns (26).

NICK BENEDETTO • DEFENSIVE COORDINATOR/SAFETIES



- Nick Benedetto was hired as the Bulldogs' defensive coordinator under first year head coach Matt Entz in December 2024.
- Benedetto joins the Fresno State staff from NIU, being hired just five days after NIU defeated Fresno State in double overtime of the Famous Idaho Potato Bowl. He was the defensive coordinator and safeties coach at NIU for three seasons (2022-24).
- The 2024 season for NIU saw the only FBS team in the country to not allow 400 yards of offense in a game to its opponent. NIU's defense also did not allow a 100-yard rusher all season, and only allowed two players to get above 90 yards. Benedetto was twice named Defensive Coordinator of the Week by On3Sports in 2024.
- Under his leadership of the defense, NIU held 21 of its last 26 opponents to 25 points or less, including 12 of its last 13 with Fresno State being one in the Famous Idaho Potato Bowl.
- When Benedetto arrived at NIU, he inherited and turned around a defense that ranked no higher than No. 84 in the FBS in the above categories. In his first season as defensive coordinator, NIU almost doubled its turnovers forced from 2021 with 20 in 12 games in 2022. The Huskies went from a -6 turnover margin in 2021 to a +4.
- He has prior coaching stops at Samford University, University of Sioux Falls, West Virginia State, Grand View University and South Dakota.
- He played collegiately at Sioux Falls, captained the 2008 National Champion team and was an all-conference selection in 2008 and 2007. The Cougars won 52-of-55 games during his playing career. Benedetto was coached by former Fresno State head coach and current Alabama head coach Kalen DeBoer while at Sioux Falls.

JOHN BAXTER • SPECIAL TEAMS COORDINATOR



- John Baxter was retained as special teams coordinator by first-year head coach Matt Entz, remaining on staff since 2022.
- In his Fresno State coaching career, Baxter has been the special teams coach for eight of the program's 11 kickoffs returned for touchdowns with the most recent coming in 2023 with a 95-yard return against Boise State by Malik Sherrod. It was Fresno State's first kickoff return for a touchdown since 2008.
- In the program's history, Baxter has coached the 'Dogs in 18 of 42 punt returns for touchdowns, seven of 14 blocked punts returned for touchdowns, four of six blocked field goals returned for touchdowns and one of two PAT returns for two points.
- In his first season back with the Bulldogs (2022), Baxter did just what was expected with the special teams units. Fresno State's special teams ranked No. 15 overall in the FBS, according to Football Outsiders and its efficiency index ratings.
- Baxter, with 40 years of coaching on his resume, has experience coaching special teams, tight ends, wide receivers, running backs, linebackers and the defensive line.
- He has coaching stops at USC, Michigan, Tulane, Maryland, Arizona, Maine, Arizona, Iowa State and Loras College.
- With his coaching career beginning in 1981, Baxter's longest tenure at a school has been Fresno State. With two stints on staff, he has combined for 17 years as a Bulldog coach (1997-09, 2022-Pres.).

SCHEDULE/FUTURES

WEEK	DATE	OPPONENT	BROADCAST	TIME/RESULT
0	Aug. 23	at Kansas	FOX	3:30 p.m. PT
1	Aug. 30	Georgia Southern	FS1	6:30 p.m. PT
2	Sept. 6	at Oregon State	The CW	12:30 p.m. PT
3	Sept. 13	Southern University	TBD	7 p.m. PT
4	Sept. 20	at Hawai'i*	Spectrum/MW App	9 p.m. PT
5		BYE		
6	Oct. 4	Nevada*	CBSSN	7:30 p.m. PT
7	Oct. 10	at Colorado State*	CBSSN	6 p.m. PT
8		BYE		
9	Oct. 25	San Diego State*	FOX, FS1 or FS2	TBD
10	Nov. 1	at Boise State*	FOX, FS1 or FS2	TBD
11		BYE		
12	Nov. 15	Wyoming*	FOX, FS1 or FS2	TBD
13	Nov. 22	Utah State*	CBSSN	7:30 p.m. PT
14	Nov. 29	at San Jose State*	FOX, FS1 or FS2	TBD

Games owned by the FOX Sports family of networks must alert the two schools associated within 12 days before the designated game day, or in some situations six days, what time kick off will be and what platform it will be distributed on (FOX, FS1 or FS2).

Indicators

* conference game

The Mountain West Championship game will take place on December 5 featuring the top two teams in the league. It will broadcast on FOX.

FUTURES

2026			2027			2028			2029
Date	Opponent	Location	Date	Opponent	Location	Date	Opponent	Location	
S5	at USC	Los Angeles, CA	A28	Utah Tech	Fresno, CA	S2	Stanford	Fresno, CA	Sept. 1 -- at Stanford
S12	Sacramento State	Fresno, CA	S4	at Washington	Seattle, WA	S9	at USC	Los Angeles, CA	Sept. 29 -- San Jose State
S19	at San Jose State	San Jose, CA	S11	at Rice	Houston, TX	S16	Cal Poly	Fresno, CA	
S26	Rice	Fresno, CA	S25	San Jose State	Fresno, CA	S23	at Georgia Southern	Statesboro, GA	2030
									Sept. 7 -- at Texas Tech
									Sept. 14 -- Kansas
									2031
									Aug. 23 -- at Kansas
									2032
									Sept. 4 -- UCLA
									Sept. 11 -- at Texas Tech
									Oct. 2 -- at San Jose State

RUSHING

300+ yards rushing:
Never

250+ yards rushing:
261, Robbie Rouse at Nevada (11/10/12)

200+ yards rushing:
209, Jordan Mims vs. Washington State (12/17/22)

100 yard rushing game by a quarterback:
142, Bill Yancy, at McNeese State (9/9/78)

100 yard rushing game by a wide receiver:
118, Jalen Cropper, at New Mexico State (9/28/19)

Back-to-back 200-yard rushing games:
Robbie Rouse, 11/6/10-11/13/10

Five+ consecutive 100-yard rushing games:
9 games, Ryan Matthews, 9/5-11/7/09

Four consecutive 100-yard rushing games:
Marteze Waller, 10/10-11/8/14

2 rushers with 100 yards:
Marteze Waller (145) & Josh Quezada (112)
vs. San Jose State (11/8/14)

90+ yard rushing play:
94, Robbie Rouse vs. Colorado (9/15/12) - TD

40+ rushing attempts:
43, Robbie Rouse at La Tech (11/6/10)

30+ rushing attempts:
36, Robbie Rouse at Nevada (11/10/12)

2 rushers with 2 TDs:
Josh Hokit (2), Ronnie Rivers (2)
vs. Colorado State (10/26/19)

5 TDs rushing: Don Driscoll vs. Cal State-Los Angeles (10/2/54)

4 TDs rushing: Michael Pittman at San Jose State (11/15/97)

3 TDs rushing: Malik Sherrod, at Utah State (10/13/23)

Four consecutive games with 2+ TDs rushing: Ronnie Rivers
UNLV (2), Colorado St. (2), at Hawaii (2), Utah State (3)
10/18/19 - 11/9/19

4 TDs rushing by a quarterback:
Marcus McMaryion at UCLA (9/15/18)

3 TDs rushing by a quarterback:
Trent Differ vs. UNLV (10/26/91)

2 TDs rushing by a quarterback:
Joshua Wood vs New Mexico State (9/14/24)

RECEIVING

200+ yards receiving:
235, Mac Dalena vs Sacramento State (9/7/24)

150-199 yards receiving:
170, Erik Brooks at Purdue (9/2/23)

2 receivers with 100 yards receiving:
Zane Pope (143) and Nikko Remigio (126)
vs. San Diego State (10/29/22)

3 receivers with 100 yards receiving:
Davante Adams (246), Josh Harper (161),
Isaiah Burse (112) vs. New Mexico (11/23/13)

90+ yard pass play:
97, Isaiah Burse from Derek Carr vs. Colorado
(9/15/12) - TD

80-89 yard pass play:
86, Jalen Cropper from Jake Haener vs UConn (8/28/21) - TD

10-14 receptions:
Raylen Sharpe (10) at UNLV (9/28/24)

15+ or more receptions:
Isaiah Burse (17) vs. Utah State (12/7/13)

2 receivers with 10 or more catches:
Zane Pope (10), Nikko Remigio (10)
vs. San Diego State (10/29/22)

2 receivers with 2 TDs:
Davante Adams (4), Josh Harper (3) vs. New Mexico (11/23/13)

A RB with two TDs receiving:
Ronnie Rivers vs. Minnesota (9/7/19)

A TE with two TDs receiving
Tre Watson at Utah State (10/13/23)

3+ TDs receiving:
Jalen Cropper (4) vs UNLV (9/24/21)

Back-to-back games with 2+ TDs receiving:
Jalen Cropper
11/5/22 vs. Hawai'i (2), 11/11/22 at UNLV (2)

Back-to-back 200-yard plus receiving games:
Davante Adams
11/23/13 vs. UNM (246), 11/29/13 at SJSU (264)

Had three consec. 100-yard plus receiving games:
Jalen Cropper

11/14/20 (202) - 12/5/20 (107) - 12/12/20 (134)

Five receivers with TDs:
J. Moss (1), E. Brooks (1), E. Gilliam (1), J. Gill (1)
T. Watson (1) vs Kent State (9/23/23)

Four receivers with TDs:
M. Sherrod (1), M. Dalena (1), E. Brooks (1), T. Grear (1)
vs UNLV (10/28/23)

Three receivers with TDs:
Jaelen Gill (1), Jalen Moss (1), Josiah Freeman (1) vs New Mexcio
State (12/16/23)

Caught a TD in six-straight games:
Jalen Cropper (8 games, 12/12/20-10/16/21)

An OL caught a pass:
C Bula Schmidt (4 yards) at New Mexico (10/22/22)

PASSING

500+ yards passing:
519, Derek Carr at San Jose St. (11/29/13)

400-499 yards passing:
455, Jake Haener at No. 13 UCLA (9/18/21)

3+ consecutive 300+ passing games:
Jake Haener (4): vs San Diego State (394) 10/29/22, vs Hawai'i
(327) 11/5/22, at UNLV (313) 11/11/22, at Nevada (361) 11/19/22

Back-to-back 500-yard plus passing games:
Derek Carr, vs. UNM (522) 11/22/13, at SJSU (519) 11/29/13

Back-to-back 400-yard plus passing games:
Jake Haener, at USU (422) 11/14/20, at NEV (485) 12/5/20

7 TDs passing: Derek Carr vs. New Mexico (11/23/13)*

6 TDs passing: Zack Greenlee at Hawaii (11/14/15)

5 TDs passing: Jake Haener vs. UNLV (9/24/21)

4 TDs passing: Mikey Keene vs UNLV (10/28/23)

Three-straight games with 4+ TD passes: Derek Carr
at Wyoming (4), vs. New Mexico (7), SJSU (6)
11/9/13-11/29/2013

Three 50+ yard TD passes in the same game:
Derek Carr 59 yards to Davante Adams, 57 yards
to Davante Adams, 59 yards to Josh Harper
vs. New Mexico (11/23/13)

Two 50+ yard TD passes in the same game:
Jake Haener, 62 yards to Zane Pope, 53 yards to Keric Wheatfall
vs Cal Poly (9/11/21)

Two 50+ yard TD passes in the same quarter:
Jake Haener, 62 yards to Zane Pope, 53 yards to Keric Wheatfall
vs Cal Poly (9/11/21) - 3rd Qtr.

Three Quarterbacks throw TD in same game:
B. Burrell (2), B. Connette (1), Z. Greenlee (1)
vs. Southern Utah (9/20/14)

60+ pass attempts:
65, Jake Haener at Nevada (12/5/20)

50-59 pass attempts:
50, Jake Haener at Hawai'i (10/2/21)

40-49 pass attempts:
43, Mikey Keene at UCLA (11/30/24)

40+ pass completions:
41, Jake Haener at Nevada (12/5/20)

30-39 pass completions:
30, Mikey Keene at UCLA (11/30/24)

DEFENSE

15+ tackles: 18, Tuasivi Nomura at Air Force (11/9/24)

3.0+ sacks: 4.0, David Perales vs. San Jose State (10/15/22)

4.0+ TFLs: 4.0, Jacob Holmes vs Washington State (10/12/24)

3 interceptions: Carlton Johnson at Arizona State (9/16/23)

2 interceptions: Cam Lockridge vs San Jose State (10/26/24)

Interception return for TD
Phoenix Jackson (89 yards) vs Hawai'i (11/2/24)

Two interception returns for TD
*Phillip Thomas (16 & 43 yards) vs. Colorado (9/15/12)

Two different players with interception returns for TDs
Patrick Su'a (20) and Tristan Okpalaugo (21)
at Tulsa (9/22/12)

Fumble recovery for TD:
Arron Mosby (31 yards) vs. UConn (8/28/21)

Two different players with fumble recoveries for TDs:
Tyeler Davison (0 yards), Travis Brown (26 yards)
at Nevada (11/10/12)

Recovered two fumbles in a game:
Ben Jacobs vs. Louisiana Tech (11/21/09)

Forced two fumbles in a game:
Justin Rice vs. Minnesota (9/7/19)

Forced three fumbles in a game:
Ben Jacobs vs. Louisiana Tech (11/29/09)

Forced & recovered a fumble on the same play:
Elijah Gates, at UConn (10/1/22)

Forced one fumble & recovered one fumble in the same game:
Kemari Munier-Bailey at Arizona State (9/16/23)

Scored on a safety:
Leonard Payne Jr. vs. Washington St. (12/17/22)

SPECIAL TEAMS

Blocked a field goal:
Ricky McCoy at San Diego State (11/15/19)

Returned a blocked field goal for a touchdown:
Jaron Bryant (74 yards) vs. Idaho (9/1/18)

Blocked a PAT: Da'Marcus Johnson vs. Hawai'i (11/5/22)

Blocked 2 PATs in a game: Cody Wichmann vs. Cal (9/3/11)

Returned a PAT for Two Points:
Charles Washington vs. San Diego State (9/29/12)

Blocked a punt:
Kosi Agina vs NIU (12/23/24)

Returned a blocked punt for a touchdown:
T.J. Thomas (9 yards) vs. San Jose State (11/8/14)

Returned a field goal attempt for a touchdown (Kick-6):
Jamire Jordan (100 yards) vs. Hawai'i (10/27/18)

Returned a kickoff for a TD:
Malik Sherrod (95 yards) vs. Boise State (11/4/23)

Recovered an onside kick attempt by Bulldogs:
Al'zillion Hamilton at Wyoming (10/7/23)

Returned a punt for a TD:
Jalen Moss vs Sacramento State - 85 yards (9/7/24)

Returned 2 punts for TD in same game:
Isaiah Burse (61 & 58 yards) vs. Cal Poly (9/7/13)

Made 4 FGs in a Game:
Abraham Montano vs. Oregon State (9/10/22)

Made 5 FGs in a Game:
Dylan Lynch at Arizona State (9/16/23)

Made a field goal 55+ yards
*58, Kevin Goessling at Utah State (10/25/08)

Made a field goal 50-54 yards
50, Dylan Lynch at Arizona State (9/16/23)

TOTAL OFFENSE/ALL-PURPOSE

500+ yards total offense:
502, Jake Haener at Nevada (12/5/20)

400-499 yards total offense:
428, Jake Haener at No. 13 UCLA (9/18/21)

300+ all-purpose yards:
*312, Malik Sherrod at San Diego State (11/25/23)

**denotes school record*

OFFENSE

90+ points: 94, vs. New Mexico (10/5/91)
80-89 points: 80, vs. Fort Ord (1942)
70-79 points: 79, vs. Idaho 9/1/18)
60-69 points: 63, vs. Cal Poly (9/11/21)
50-59 points: 53, vs. Kent State (9/23/23)
0 points: at Colorado State (11/5/16)
0 points in 1st half: at UNLV (9/28/24)
0 points in 2nd half: vs NIU (12/23/24)
Did not score a Touchdown: at Colorado State (11/5/16)
Scored 3+ TDs in 4th Qtr: 3 - vs. UNLV (10/18/19)
400+ yards rushing: *503, vs. Hawai'i (11/12/04)
300-399 yards rushing: 389, vs. Southern Utah (9/20/14)
Less than 100 yards rushing: 62, at UCLA (11/30/24)
Negative rushing yards: -5, at Air Force (11/9/24)
70+ rushing attempts: *71, vs. Pacific (11/9/91)
60-69 rushing attempts: 64, vs. Hawai'i (11/12/04)
Less than 10 rushing attempts: 6 vs. USC (12/21/13)
7+ rushing TDs: 7, vs. Idaho (9/1/18)
6 rushing TDs: vs. UNLV (10/18/19)
5 rushing TDs: vs. Utah State (11/9/19)
500+ yards passing: 519, at San Jose St. (11/29/13)
Less than 100 yards passing: 96, at Wyoming (10/16/21)
60+ pass attempts: 65, at Nevada (12/5/20)
50-59 pass attempts: 50, at Hawai'i (10/2/21)
40+ pass completions: 41, at Nevada (12/5/20)
30-39 pass completions: 30, at UCLA (11/30/24)
Had 12+ players catch a pass: at No. 19 Oregon (9/15/07)
Had 10+ players catch a pass: at New Mexico (9/21/24)
600+ total net yards: 671, vs Cal Poly (9/11/21)
500-599 total net yards: 525, vs New Mexico State (9/14/24)
Less than 150 total net yards: 125, at Boise State (11/19/11)
Less than 100 total net yards: 89, at San Diego State (10/3/15)
Had a 200-yard rusher and 200-yard passer: vs. Washington St. (12/17/22)
Jordan Mims (209 rushing) & Jake Haener (280 passing)
37+ minutes of possession: 37:06, at Arizona State (9/16/23)

DEFENSE

Shutout an opponent: vs New Mexico State (9/14/24)
Shutout an opponent in the 1st half: vs. Nevada (9/30/23)
Shutout an opponent in the 2nd half: at Nevada (10/18/24)
Allowed 50+ points: 59, at UNLV (9/28/24)
Held two opponents scoreless in the same season:
2021, UConn (45-0) & Wyoming (17-0)
Held an opponent to 0 or no yards in a quarter:
-2 yards, 3rd quarter, at Nevada (10/18/24)
6 interceptions: vs. Georgia Tech (12/31/02)
5 interceptions: at Arizona State (9/16/23)
4 interceptions: vs San Jose State (10/26/24)
3 interceptions: vs New Mexico State (9/14/24)
Interception by a D-lineman: Devo Bridges at Utah State (10/13/23)
4 fumble recoveries: vs. New Mexico St. (11/11/06)
3 fumble recoveries: at Arizona State (9/16/23)
Four players with 10+ tackles: at Air Force (10/12/19)
Last 10+ TFL game: 10.0, vs Washington State (10/12/24)
8 Sacks in a game: vs. Utah State (12/7/13)
7 Sacks in a game: vs Nevada (9/30/23)
6 Sacks in a game: vs. Washington State (12/17/22)
5 Sacks in a game: vs New Mexico State (9/14/24)
Scored 3 Defensive Touchdowns: at Nevada (11/10/12) -
Tyeler Davison (0-yd FR); Travis Brown (26-yd FR);
Derron Smith (34-yd INT return)
Scored on a safety: vs. Washington State (12/17/22)

TURNOVERS

Forced 6 or more turnovers in a game:
8 - at Arizona State (9/16/23) - 5 INT, 3 FR*
Forced 5 turnovers in a game:
vs. San Diego State (10/29/22) - 2 INT, 3 FR
Forced 4 turnovers in a game:
vs San Jose State (10/26/24) - 4 INT
Committed 6 or more turnovers in a game:
6 - at Hawai'i (10/2/21) 2 FL, 4 INT
Committed 5 turnovers in a game:
at Hawai'i (9/28/13) - 3 FL, 2 INT
Committed 4 turnovers in a game:
at UNLV (9/28/24) - 4 INT
Did not force a turnover: at UCLA (11/30/24)
Did not force a turnover in back-to-back games:
vs. Cal Poly (9/1/22) and vs. Oregon State (9/10/22)
Did not force a turnover in 3-straight games:
vs. Cal Poly, Oregon State, USC, 9/1-9/17, 2022
Did not commit a turnover: vs Hawai'i (11/2/24)
Did not commit a turnover in back-to-back games:
vs New Mexico State (9/14/24) & at New Mexico (9/21/24)
Did not commit a turnover in 3+ games in a row: Four Games
at Nevada vs. Wyoming, at Boise State (MWC), and vs
Washington St. (LA Bowl) (11/19 - 12/17/22)
Lost 4 or more fumbles: 4, vs. Idaho (11/27/10)
Lost 3 fumbles: at No. 13 UCLA (9/18/21)

SPECIAL TEAMS

Scored 15 or more points kicking:
17, at Arizona State (9/16/23)
Punted 10+ times: 12, at Toledo (9/17/16)
Did not punt: vs Kent State (9/23/23)
Totalled 200 or more kickoff return yards:
209, vs. San Jose State (9/26/15)
Totalled 100 or more punt return yards:
130, vs. Cal Poly (9/7/13)
Missed a PAT: vs. Oregon State (9/10/22)
Successful two-point conversion: at New Mexico (9/21/24)
- Jayden Mandal pass to Brock Lium
Recovered an onside kick: at Wyoming (10/7/23)
Had a PAT Blocked: vs. Hawai'i (11/2/24)
Had a FG Blocked: vs. San Diego State (10/29/22)
Had a punt blocked: at UNLV (9/28/24)

* Indicates program record

An Opposing Player Had...

30+ carries:
33, Dylan Carson, Air Force (11/9/24)
200+ yards rushing:
209, Jacory Croskey-Merritt, New Mexico (11/18/23)
2 rushers with 100 yards:
George Holani (157) and Ashton Jeanty (109), Boise State (10/8/22)
45+ pass attempts: 50, Brayden Fowler-Nicolosi, Colorado State (11/23/24)
30+ pass completions: 33, Devon Dampier, New Mexico (9/21/24)
400+ yards passing: 476, Carson Strong, Nevada (10/23/21)
80+ yard rushing play: 86, Jaylen Warren, Utah State (11/14/20)
80+ yard pass play:
84, Hard pass to Burks - Purdue (9/2/23)
10+ receptions: 10, Jamani Parker, Colorado State (11/23/24)
200 yards receiving: 203, Romeo Doubs, Nevada (10/23/21)
150+ yards receiving: 152, Ricky White III, UNLV (10/28/23)
4+ field goals: Jack Browning (4), San Diego State (11/25/23)
A 50+ yard field goal: Dominic Zvada (53 & 55), No. 9 Michigan (8/31/24)
Punt return for a TD: Dante Pettis (77 yards), Washington (9/16/17)
Kickoff return for a TD: Tyrone Tracy Jr. (98 yards), Purdue (9/2/23)
Returned an opening kickoff for a TD:
Wade Lockett (100 yards), CS Fullerton (11/2/85)
Fumble recovery for a TD:
S. Tu'ikolovatu (37 yards), No. 21 Utah (9/19/15)
Interception return for a TD:
Ethan O'Connor (60 yards), Washington State (10/12/24)
2 Interceptions: Emany Johnson, Nevada (9/30/23)
3 Interceptions: Dameon Baber, Nevada (11/5/15)
Blocked Punt: Rashod Tanner, UNLV (9/28/24)
Blocked FG: Cedarius Barfield, San Diego State (10/29/22)
Blocked PAT: Cameron Stone, Hawai'i (11/2/24)
Returned a blocked punt for a touchdown:
Ricky White III, UNLV (9/28/24)
Returned a blocked FG for a touchdown:
A. Myres, Houston (12/24/17)

An Opposing Team Had...

400+ yards rushing: 458, Air Force (10/24/15)
300-399 yards rushing: 344, at Air Force (11/9/24)
Less than 50 yards rushing: 42, at Arizona State (9/16/23)
Negative yards rushing: -30, Incarnate Word (9/2/17)
500+ yards passing: 547, San Jose State (11/29/13)
Less than 100 yards passing: 61, vs New Mexico State (9/14/24)
700+ yards total offense: 701, at No. 15 USC (8/30/14)
600-699 yards total offense: 617, Tulsa (9/24/16)
Less than 200 yards total offense: 138, vs New Mexico State (9/14/24)
Less than 110 yards total offense: 107, vs UConn (8/28/21)
10 or fewer first downs: 10, vs New Mexico State (9/14/24)
60+ points: 73, at No. 14 Ole Miss (9/12/15)
50-59 points: 59, at UNLV (9/28/24)
40-49 points: 42, at San Jose State (11/11/23)
Attempted a two-point conversion:
Air Force (11/9/24) - Harris pass failed
Successful two-point conversion:
NIU (12/23/24) - Holst pass to Dimopoulos
Scored on a safety: Nevada, D. Blackwell (9/30/23)
Successfully recovered an onside kick: at Nevada (11/19/22)
37+ minutes of possession: 39:14 - NIU (12/23/24)

Game #1

Fresno State at No. 9 Michigan

Aug. 31, 2024 • Michigan Stadium • Ann Arbor, Mich.

SCORE BY QUARTERS	1	2	3	4	OT	FINAL
Fresno State	0	3	0	7		10 (0-1, 0-0 MW)
No. 9 Michigan	7	3	3	17		30 (1-0, 0-0 Big Ten)

SCORING SUMMARY

			Plays	TOP	Score
1st	11:03	UoM	#7 D.Edwards 3 yd pass from #10 A.Orji (#96 D.Zvada kick)	5-31	02:28 0-7
2nd	07:35	FS	#46 D.Lynch 41 yd FG	8-38	03:23 3-7
2nd	00:31	UoM	#96 D.Zvada 45 yd FG	11-47	06:56 3-10
3rd	09:21	UoM	#96 D.Zvada 53 yd FG	10-38	05:32 3-13
4th	12:42	UoM	#96 D.Zvada 55 yd FG	9-26	03:28 3-16
4th	10:06	FS	#11 R.Sharpe 16 yd pass from #1 M.Keene (#46 D.Lynch kick)	7-75	02:36 10-16
4th	05:43	UoM	#18 C.Loveland 18 yd pass from #16 D.Warren (#96 D.Zvada kick)	7-75	04:17 10-23
4th	03:57	UoM	#2 W.Johnson 86 yd interception return (#96 D.Zvada kick)		01:46 10-30

TEAM STATS

	Fresno St.	Michigan
FIRST DOWNS	18	18
Rushing Attempts-Yds	22-9	34-148
Passing cmp-att-yds	22-36-235	16-27-121
Total plays-yards	58-244	61-269
Fumbles-Lost	0-0	0-0
Penalties-Yards	3-19	5-70
PUNTS-YARDS	7-295	4-163
Average	42.1	40.8
Net	34.7	42.5
Punt returns: Number-Yards-TD	1-3-0	2-32-0
Kickoff returns: Number-Yds-TD	0-0-0	3-74-0
Interceptions: Number-Yds-TD	1-33-0	2-91-1
Fumble Returns: Number-Yds-TD	0-0-0	0-0-0
Time of Possession	26:00	34:00
3rd Down	2-11	4-11
4th Down	0-0	0-0
Sacks By: Number-Yards	1-9	3-30
Points off turnovers	0	14

ANN ARBOR, Mich. – Driving late, looking to cut its deficit at No. 9 Michigan to one score, a pick six ended Fresno State’s season opener. The Bulldogs fell 30-10 to the reigning national champions on Saturday night at Michigan Stadium.

The final score of the game wasn’t completely telling of the Bulldogs’ performance as Fresno State’s defense held Michigan to only 16 points through 54 minutes of play.

HOW IT HAPPENED

Mikey Keene was intercepted on his second pass attempt of the game on a high ball off the hands of Chedon James. Five plays and 31 yards later, Michigan led 7-0 four minutes into the game.

Following the touchdown, Fresno State’s defense held Michigan to just 12 plays during its next four drives, the final three ending in an interception by Cam Lockridge at the 1-yard line, a stop on third-and-inches and a sack by Ezra Christensen on 3-and-11.

The Bulldogs turned the second of the three-and-outs into three points with a 41-yard field goal by Dylan Lynch with 7:35 remaining in the half. The Wolverines pushed their advantage back to seven at 10-3 with an 11-play drive which resulted in a 45-yard field goal for Dominic Zvada just before halftime.

Michigan’s lead stood at 16-3 with 12 minutes left in the game behind two more field goals from Zvada (53, 55). Fresno State answered in less than three minutes after Zvada’s 55-yarder, finding the end zone. Keene linked up with Raylen Sharpe for a pitch-and-catch outside the left hash and the newcomer used his legs to get the final 13 yards of the 19-yard score.

The Wolverines responded with a 7-play, 75-yard touchdown drive to extend their advantage back to 13 at 23-10 with 5:43 on the clock. The Bulldogs looked to answer right back, moving the ball to the Michigan 10-yard line following a plethora of Wolverine penalties, but on first-and-10, Keene was intercepted for the second time and saw it returned for an 86-yard touchdown by Will Johnson.

UP NEXT

Fresno State will host Sacramento State next Saturday in its home opener. Kickoff is set for 7 p.m. PT at Valley Children’s Stadium.

Game #2

Fresno State vs Sacramento State

Sept. 7, 2024 • Valley Children’s Stadium • Fresno, Calif.

SCORE BY QUARTERS	1	2	3	4	OT	FINAL
Sacramento St	3	7	7	13		30 (0-2, 0-0 Big Sky)
Fresno St	18	7	14	7		46 (1-1, 0-0 MW)

SCORING SUMMARY

			Plays	TOP	Score
1st	14:50	FST -	#0 M.Dalena 75 yd pass from #1 M.Keene (#7 J.Mandal rush)	1-75	00:10 0-8
1st	11:02	SAC -	#97 Z.Schreiner 34 yd FG	4-3	01:08 3-8
1st	08:12	FST -	#18 J.Moss 85 yd punt return (#46 D.Lynch kick)		01:07 3-15
1st	07:13	FST -	#46 D.Lynch 32 yd FG	4-6	00:53 3-18
2nd	12:49	FST -	#2 M.Sherrod 2 yd rush (#46 D.Lynch kick)	8-80	02:57 3-25
2nd	05:53	SAC -	#8 J.Gipson 78 yd pass from #1 K.Bennett (#97 Z.Schreiner kick)	2-80	00:43 10-25
3rd	12:25	SAC -	#6 E.Moleni 13 yd pass from #17 C.Conklin (#97 Z.Schreiner kick)	7-75	02:35 17-25
3rd	03:32	FST -	#42 T.Mello 1 yd pass from #1 M.Keene (#46 D.Lynch kick)	13-75	06:13 17-32
3rd	01:05	FST -	#2 M.Sherrod 1 yd rush (#46 D.Lynch kick)	4-50	01:31 17-39
4th	11:43	SAC -	#89 A.Jarrard 3 yd pass from #17 C.Conklin (#89 A.Jarrard pass from #17 C.Conklin failed)	13-75	04:22 23-39
4th	08:06	FST -	#3 J.Wood 10 yd rush (#46 D.Lynch kick)	7-75	03:57 23-46
4th	06:51	SAC -	#26 A.Grover 36 yd pass from #17 C.Conklin (#97 Z.Schreiner kick)	3-75	01:15 30-46

TEAM STATS

	Sac St	Fresno St
FIRST DOWNS	20	22
Rushing Attempts-Yds	26-115	44-155
Passing cmp-att-yds	25-50-354	24-35-358
Total plays-yards	76-469	79-513
Fumbles-Lost	3-2	1-1
Penalties-Yards	5-60	4-39
PUNTS-YARDS	7-318	4-155
Average	45.4	38.8
Net	32.9	33.8
Punt returns: Number-Yards-TD	0-0-0	4-88-1
Kickoff returns: Number-Yds-TD	3-37-0	1-21-0
Interceptions: Number-Yds-TD	2-13-0	1-14-0
Fumble Returns: Number-Yds-TD	0-0-0	1--2-0
Time of Possession	25:27	34:33
3rd Down	4-14	8-17
4th Down	0-2	1-1
Sacks By: Number-Yards	1-17	0-0
Points off turnovers	3	3

Individual Leaders

Rushing (att-yds-TD):
FS - Sherrod (22-54-2)
SAC - Tua-Toliver (14-74-0)
Passing (cmp-att-int-yds-TD):
FS - Keene (24-35-2-358-2)
SAC - Conklin (20-37-0-219-3)
Receiving Yards (no-yds-TD):
FS - Dalena (7-235-1)
SAC - Gipson (5-138-1)
Defense (ST-AT-TT-TFL-Sack):
FS - Nomura (9-4-13-2.5-0.0)
SAC - Leota (6-2-8-0.0-0.0)
Interceptions (no-yds-TD):
FS - Bracha (1-14-0)
SAC - 2 players

FRESNO, Calif. – With four different players finding the end zone, Fresno State defeated Sacramento State 46-30 in its home opener on Saturday night in front of a sold out crowd at Valley Children’s Stadium.

Mikey Keene threw for the third-most passing yards in his career with 358 yards on 24-of-35 attempts, throwing two touchdowns. Mac Dalena accounted for 235 of those yards, a career high for the senior wide receiver. He had a team-high seven receptions.

Tuasiva Nomura racked up a career-high 11 tackles, 2.5 for loss, on the defensive side of the ball to go along with a fumble recovery. The Bulldogs forced three turnovers on the night.

HOW IT HAPPENED

Fresno State wasted no time, scoring on its first play of the game. Mikey Keene dropped back from his own 25-yard line, hitting Mac Dalena in stride over the top at the Sacramento State 36-yard line. The senior walked into the end zone. Fresno State converted the two-point conversion on a keeper by quarterback Jayden Mandal to go up 8-0 10 seconds into the game.

Three minutes later, a muffed punt by Jalen Moss set up the Hornets at the Bulldogs’ 19-yard line. Sacramento State managed just three yards, settling for a 34-yard field goal.

Following back-to-back three-and-outs, Moss went right on his second punt return of the night and found a crease to the sideline, racing in for a 85-yard score to put the Bulldogs up 15-3.

On the next play from scrimmage, Corey Foreman forced a fumble that Tuasivi Nomura jumped on at the 20-yard line. The turnover resulted in a 32-yard field goal for Dylan Lynch.

The Bulldogs made it 25-3 with 12:49 on the clock in the second. Malik Sherrod capped off an 8-play, 80-yard drive with a 2-yard touchdown run. Sacramento State got on the board again, but this time by touchdown following a 78-yard pass by Kaiden Bennett to make it a 25-10 game in favor of the Bulldogs. Fresno State got its second takeaway of the night off a forced fumble by Kosi Agina and the pickup by Cam Lockridge at the Fresno State seven-yard line. The Bulldogs quickly gave up possession as Keene threw an interception that would bring the defense back out to the field, but the defense responded just two plays later as Camryn Bracha picked off Bennett in the end zone.

Fresno State led 25-10 at halftime, but the Hornets scored on their first possession of the second half to cut the Bulldogs’ lead to 25-17 less than three minutes into the third quarter.

Fresno State extended its lead back to 15 with 3:32 remaining in the third quarter. A 13-play, 75-yard drive culminated in a fourth-and-1 touchdown pass to linebacker Tyler Mello, who was in as a fullback.That started a string of three-straight possessions with a touchdown. Sherrod scored his second of the night from one yard out and Joshua Wood ran in a 10-yard score that put the ‘Dogs up 46-23 with 8:06 left in the game.

Sacramento State added another score just over a minute later behind a three-play, 75-yard scoring drive.

Game #3

Fresno State vs New Mexico State

Sept. 14, 2024 • Valley Children's Stadium • Fresno, Calif.

SCORE BY QUARTERS	1	2	3	4	OT	FINAL
New Mexico St	0	0	0	0		0 (1-2, 0-1 CUSA)
Fresno St	14	17	17	0		48 (2-1, 0-0 MW)

SCORING SUMMARY

			Plays	TOP	Score
1st	12:04	FST -	#0 M.Dalena 69 yd pass from #1 M.Keene (#46 D.Lynch kick)	2-72	00:39 0-7
1st	09:55	FST -	#33 E.Gilliam 4 yd rush (#46 D.Lynch kick)	2-70	00:18 0-14
2nd	11:08	FST -	#2 M.Sherrod 7 yd rush (#46 D.Lynch kick)	6-68	02:54 0-21
2nd	04:20	FST -	#0 M.Dalena 13 yd pass from #1 M.Keene (#46 D.Lynch kick)	6-81	02:15 0-28
2nd	00:59	FST -	#46 D.Lynch 36 yd FG	9-53	02:19 0-31
3rd	12:14	FST -	#3 J.Wood 1 yd rush (#46 D.Lynch kick)	6-75	02:46 0-38
3rd	09:44	FST -	#46 D.Lynch 40 yd FG	4-5	01:30 0-41
3rd	05:15	FST -	#3 J.Wood 2 yd rush (#46 D.Lynch kick)	8-45	03:29 0-48

TEAM STATS

	NMST	Fresno St
FIRST DOWNS	10	20
Rushing Attempts-Yds	32-77	43-281
Passing cmp-att-yds	11-29-61	14-25-244
Total plays-yards	61-138	68-525
Fumbles-Lost	2-0	1-0
Penalties-Yards	8-90	7-80
PUNTS-YARDS	10-433	5-185
Average	43.3	37.0
Net	40.9	33
Punt returns: Number-Yards-TD	0-0-0	3-34-0
Kickoff returns: Number-Yds-TD	4-58-0	0-0-0
Interceptions: Number-Yds-TD	0-0-0	3-34-0
Fumble Returns: Number-Yds-TD	0-0-0	0-0-0
Time of Possession	30:00	30:00
3rd Down	3-16	4-13
4th Down	1-2	1-2
Sacks By: Number-Yards	1-7	5-17
Points off turnovers	0	3

Individual Leaders

Rushing (att-yds-TD):

FS - Sherrod (15-113-1)

NMST - McGowan (11-47-0)

Passing (cmp-att-int-yds-TD):

FS - Keene (12-22-0-221-2)

NMST - Awad (6-15-1-48-0)

Receiving Yards (no-yds-TD):

FS - Dalena (2-82-2)

NMST - Smith (2-31-0)

Defense (ST-AT-TT-TFL-Sack):

FS - Lockridge (3-3-6-1.0-0.0)

NMST - Crosby (7-7-14-1.0-0.0)

Interceptions (no-yds-TD):

FS - Lockridge (2-18-0)

NMST - N/A

Game #4

Fresno State at New Mexico

Sept. 21, 2024 • University Stadium • Albuquerque, N.M.

SCORE BY QUARTERS	1	2	3	4	OT	FINAL
Fresno State	8	17	3	10		38 (3-1, 1-0 MW)
New Mexico	3	7	0	11		21 (0-4, 0-1 MW)

SCORING SUMMARY

			Plays	TOP	Score
1st	08:37	FST	#5 J.Freeman 5 yd pass from #1 M.Keene (#89 B.Lium pass from #7 J.Mandal)	10-39	04:55 8-0
1st	02:20	UNM	#26 L.Drzewiecki 20 yd FG	14-73	06:09 8-3
2nd	11:10	FST	#26 B.Donelson 1 yd rush (#46 D.Lynch kick)	11-75	06:10 15-3
2nd	05:03	FST	#46 D.Lynch 36 yd FG	9-58	04:25 18-3
2nd	01:24	FST	#17 K.Beachem 26 yd pass from #11 R.Sharpe (#46 D.Lynch kick)	4-58	00:40 25-3
2nd	00:06	UNM	#5 T.Bruckler 5 yd pass from #4 D.Dampier (#26 L.Drzewiecki kick)	11-93	01:12 25-10
3rd	04:51	FST	#46 D.Lynch 42 yd FG	14-57	07:45 28-10
4th	12:12	UNM	#26 L.Drzewiecki 32 yd FG	11-65	05:34 28-13
4th	07:08	FST	#33 E.Gilliam 1 yd rush (#46 D.Lynch kick)	5-12	01:59 35-13
4th	03:45	UNM	#21 J.Jacobs 1 yd rush (#13 J.Laubstein rush)	9-75	03:23 35-21
4th	01:57	FST	#46 D.Lynch 31 yd FG	6-28	01:46 38-21

TEAM STATS

	Fresno St	New Mexico
FIRST DOWNS	22	25
Rushing Attempts-Yds	33-93	28-147
Passing cmp-att-yds	27-34-252	33-53-338
Total plays-yards	67-345	81-485
Fumbles-Lost	1-0	2-1
Penalties-Yards	5-45	17-128
PUNTS-YARDS	3-132	2-78
Average	44.0	39.0
Net	36.3	39
Punt returns: Number-Yards-TD	0-0-0	1-3-0
Kickoff returns: Number-Yds-TD	0-0-0	3-60-0
Interceptions: Number-Yds-TD	2-4-0	0-0-0
Fumble Returns: Number-Yds-TD	0-0-0	0-0-0
Time of Possession	31:47	28:13
3rd Down	4-12	5-14
4th Down	2-2	1-3
Sacks By: Number-Yards	0-0	1-4
Points off turnovers	15	0

Individual Leaders

Rushing (att-yds-TD):

FS - Gilliam (18-56-1)

NM - Dampier (9-67-0)

Passing (cmp-att-int-yds-TD):

FS - Keene (26-33-0-226-1)

NM - Dampier (33-53-2-338-1)

Receiving Yards (no-yds-TD):

FS - Sharpe (6-49-0)

NM - Wysong (10-126-0)

Defense (ST-AT-TT-TFL-Sack):

FS - Nomura (12-4-16-1.0-0.0)

NM - Johnson (7-1-8-1.0-1.0)

Interceptions (no-yds-TD):

FS - Hamilton (1-4-0)

NM - N/A

FRESNO, Calif. – In front of a crowd of 39,079, Fresno State recorded its first shutout in 364 days, defeating New Mexico State 48-0 on Saturday night at Valley Children's Stadium. The Bulldogs held the Aggies to 138 total yards.

The Bulldogs' defense grabbed three interceptions and forced the Aggies to 12 drives of four plays or less. Cam Lockridge had two of Fresno State's interceptions.

Offensively, Mikey Keene was 12-of-22 passing for 221 yards and two touchdowns, with both going to Mac Dalena. The Bulldogs totaled 281 yards on the ground with 131 coming from Malik Sherrod. Joshua Wood rushed for two scores while Sherrod and Elijah Gilliam each had one.

HOW IT HAPPENED

Fresno State opened the game scoring 14 points on its first four plays. On the second play from scrimmage, Mikey Keene connected with Mac Dalena for a 69-yard touchdown to open up the scoring with 12:04 on the clock.

Following a three-and-out, Elijah Gilliam rushed 10 yards up the middle but fumbled. Raylen Sharpe picked up the loose ball and ran 56 yards down to the 4-yard line. Gilliam finished the drive with a rush on the next play.

A minute into the second quarter, Fresno State started with the ball at its own 32-yard line. Six rushes later, Malik Sherrod was in the end zone from seven yards out. The running back set up his score with a 48-yard yard burst down the right sideline.

It didn't take long for the Bulldogs to regain possession as Cam Lockridge had two big plays on the Aggies' next drive. On the first play of the drive, Lockridge forced a fumble, but the ball was recovered by the Aggies. Two plays later, on third-and-7, Lockridge picked off a pass attempt to halt the momentum and give the Bulldogs back possession. The offense was unable to capitalize on that following possession.

With 6:35 remaining in the half, Fresno State got the ball back on its own 19. A 22-yard catch from Sharpe and a 32-yard run from Sherrod set the 'Dogs up at the 27-yard line. Four plays later, Keene lofted a 13-yard pass to Dalena in the back of the end zone to extend the lead to 28-0.

Fresno State tacked on a 36-yard field goal from Dylan Lynch with 59 seconds on the clock to take a 31-0 lead going into the half.

Receiving the opening kick of the second half, the Bulldogs scored on their first drive of the half. A 49-yard toss over the middle saw Jalen Moss come up with an acrobatic catch from his back at the NMSU 4-yard line. Three plays later, Joshua Wood rushed in from from a yard out.

Two plays later, Lockridge intercepted his second pass of the night. That led to a 40-yard field goal from Lynch.

After forcing a three-and out, an 8-play, 45-yard drive ended in a 2-yard touchdown run from Wood with 5:15 remaining in the third. That was the fifth straight possession the Bulldogs scored.

The fourth quarter saw just two possessions by New Mexico State and one by the Bulldogs. As the Aggies strung together their longest drive of the night at 14 plays, approaching the red zone, Justin Houston intercepted a pass by the Aggies in the end zone to keep the shutout hopes alive.

ALBUQUERQUE, N.M. - For the fourth time in the last four seasons, Fresno State left University Stadium with a win, defeating New Mexico 38-21 on Saturday evening. The Bulldogs forced three turnovers, turning them into 15 points.

Mikey Keene passed for 226 yards and a touchdown on 26-of-33 attempts. Elijah Gilliam added a season-high 18 carries for 54 yards and a score.

Tuasivi Nomura racked up a career-high 16 tackles on the defensive side, the most by a Bulldog since Jeff Allison on Oct. 6, 2018. Al'zillion Hamilton and Julian Neal each grabbed an interception.

HOW IT HAPPENED

Fresno State didn't do much with its first opportunity, going three-and-out to start the game, but the Bulldogs' defense got the offense the ball back just three plays later off a fumble recovery by Jahzon Jacks at the UNM 34-yard line. Fresno State would cash that in for points as the 'Dogs used 10 plays to punch it in off the five-yard pass from Mikey Keene to Josiah Freeman. Fresno State opted for two, and converted off the pass from Jayden Mandal to Brock Lium.

New Mexico answered with a 14-play, 73-yard drive that resulted in a 20-yard field goal. The Bulldogs responded with a drive over 70 yards of their own. An 11-play 75-yard drive ended with a 1-yard touchdown rush on third-and-goal for Bryson Donelson, the first of the freshman's career.

Holding the Lobos to just four plays on their next drive, the 'Dogs turned the stop into points for the third consecutive possession. Moving the ball down to the UNM 18-yard line, Dylan Lynch converted from 36 yards out.

With a drive starting at 5:03 left in the second quarter, New Mexico worked its way downfield, but after back-to-back penalties Al'zillion Hamilton halted all progress with his first interception of the season at the Fresno State 38-yard line. Fresno State quickly turned Hamilton's pick into points just five plays later as the 'Dogs pulled out the trick play that saw Raylen Sharpe complete a 26-yard touchdown pass to Kamron Beachem to put Fresno State up 25-3 with 1:25 left in the first half.

With five plays of 10 yards or more, New Mexico quickly worked the ball down the field, cutting its deficit to 25-10 at halftime.

Fresno State's defense held the Lobos off the board in their first drive of the second half. The Bulldogs used 14 plays to move down field, and tacked on another field goal by Lynch from 42-yards out.

New Mexico pulled back to within two scores at 28-13 with a 20-yard field goal with just over 12 minutes to play.

After a punt by Clay Lawrence that put New Mexico at its own 3-yard line, Fresno State's defense picked up a big fourth-and-1 stop by Malachi Langley at the New Mexico 12-yard line, putting the Bulldog offense in good field position. The 'Dogs capitalized, scoring seven plays later on a one-yard punch-in by Elijah Gilliam.

The Lobos put together a successful scoring drive of their own, going nine plays and 75 yards for a one-yard run for the score and Fresno State responded with a 31-yarder from the leg of Lynch to make it 38-21 in favor of the Bulldogs.

2024 GAME RECAPS

Game #5

Fresno State at UNLV

Sept. 28, 2024 • Allegiant Stadium • Las Vegas, Nev.

SCORE BY QUARTERS	1	2	3	4	OT	FINAL
Fresno State	0	0	7	7		14 (3-2, 1-1 MW)
UNLV	14	7	10	28		59 (4-0, 1-0 MW)

SCORING SUMMARY

	Plays	TOP	Score
1st 06:20 UNLV #6 H.Williams 6 yd rush (#45 C.Chittenden kick)	3-29	01:07	0-7
1st 00:27 UNLV #11 R.White III 13 yd blocked punt return (#45 C.Chittenden kick)		05:53	0-14
2nd 01:57 UNLV #11 R.White III 12 yd pass from #6 H.Williams (#45 C.Chittenden kick)	7-42	03:23	0-21
3rd 12:48 UNLV #19 K.Ballungay 17 yd pass from #6 H.Williams (#45 C.Chittenden kick)	5-75	02:12	0-28
3rd 06:52 UNLV #45 C.Chittenden 45 yd FG	6-33	03:14	0-31
3rd 02:33 FS #2 M.Sherrod 6 yd rush (#46 D.Lynch kick)	10-59	04:13	7-31
4th 14:52 UNLV #11 R.White III 15 yd pass from #6 H.Williams (#45 C.Chittenden kick)	6-68	02:35	7-38
4th 11:04 UNLV #9 J.Thomas 7 yd rush (#45 C.Chittenden kick)	5-66	01:51	7-45
4th 06:36 FS #0 M.Dalena 9 yd pass from #1 M.Keene (#46 D.Lynch kick)	10-75	04:28	14-45
4th 06:24 UNLV #9 J.Thomas 90 yd kickoff return (#45 C.Chittenden kick)		00:00	14-52
4th 03:10 UNLV #7 C.Friel 1 yd rush (#45 C.Chittenden kick)	5-25	02:36	14-59

TEAM STATS

	Fresno St	UNLV	Individual Leaders
FIRST DOWNS	24	25	
Rushing Attempts-Yds	31-30	39-252	Rushing (att-yds-TD): FS - Gilliam (7-30-0)
Passing cmp-att-yds	28-45-316	14-17-198	UNLV - Williams (12-119-1)
Total plays-yards	76-346	56-450	Passing (cmp-att-int-yds-TD): FS - Keene (27-41-2-316-1)
Fumbles-Lost	2-0	0-0	UNLV - Williams (13-16-0-182-3)
Penalties-Yards	7-78	8-67	Receiving Yards (no-yds-TD): UNLV - White (10-127-2)
PUNTS-YARDS	5-147	2-75	Defense (ST-AT-TT-TFL-Sack): FS - Noa (2-4-6-1.5-0.0)
Average	29.4	37.5	UNLV - Catalan (6-4-10-0.0-0.0)
Net	25.8	37.5	Interceptions (no-yds-TD): FS - N/A
Punt returns: Number-Yards-TD	0-0-0	2-61-1	UNLV - 4 plays
Kickoff returns: Number-Yds-TD	2-35-0	2-114-1	
Interceptions: Number-Yds-TD	0-0-0	4-39-0	
Fumble Returns: Number-Yds-TD	0-0-0	0-0-0	
Time of Possession	33:20	26:40	
3rd Down	6-14	2-8	
4th Down	1-3	0-1	
Sacks By: Number-Yards	0-0	4-30	
Points off turnovers	0	14	

LAS VEGAS – Allowing its most points since 2015, Fresno State lost its first Mountain West game of the season 59-14 at No. 23 UNLV on Saturday afternoon at Allegiant Stadium. It was the Bulldogs' first loss in the series since 2017.

HOW IT HAPPENED

On its second play of the game, Fresno State attempted a deep pass by Joshua Wood that was picked off by UNLV's Cameron Oliver at the 5-yard line. The Bulldogs' defense forced a three-and-out following the turnover, stalling the Rebels' offense on its first drive.

UNLV scored the first points of the game. After pinning the Bulldogs at their own 3-yard line on their third drive, the Rebels started their possession in Fresno State territory after the 'Dogs were forced to punt from their own end zone. UNLV went 29 yards in three plays, ending with a 6-yard touchdown run from Hajj-Malik Williams.

Forced to punt on its third straight possession, UNLV's Rashod Tanner blocked the ball off Clay Lawrence's foot and Ricky White III returned it into the end zone to give the Rebels a 14-0 lead with 27 seconds remaining in the first quarter.

Fresno State carried momentum into the second quarter, but was stopped at the UNLV 40-yard line, and forced to punt. The Bulldog defense came up with a fourth-down stop at the 1-yard line, and the offense took over but an interception by Mikey Keene at midfield dashed the hopes of a run. Seven plays later, UNLV scored from 12 yards out to extend its lead to 21-0 with 1:57 remaining in the half.

Keene hit Raylen Sharpe for a 28-yard completion but three plays later, the Rebels picked off Keene again at the UNLV 1-yard line. Fresno State trailed 21-0 at the half.

UNLV wasted no time in the second half, scoring on the opening drive with just five plays to extend its lead to 28-0. The Rebels tacked on a field goal from 45 yards out to extend the lead to 31.

The Bulldogs were finally able to get on the board with a 6-yard touchdown run by Malik Sherrod with two-and-a-half minutes remaining in the third. Fresno State used 10 plays to move downfield. The 'Dogs trailed 31-7 heading into the fourth.

First play of the fourth, and the Rebels added another score off a 15-yard pass from Williams to White III. Fresno State was unable to move the ball on its next drive, but the Rebels did so on their next possession using five plays to take a 45-7 lead with 11:04 left on the clock.

Keene connected with four different receivers to move the ball downfield with a drive that was capped by a touchdown pass to Mac Dalena. On the following kickoff, UNLV's Jai'Den Thomas returned the kickoff 90 yards for a touchdown.

The Bulldogs switched up quarterbacks and saw Jayden Mandal come in on the next drive. On his first pass attempt, he was picked off by Jeremiah Vessel and the Rebels took over on the Fresno State 25-yard line. UNLV again cashed in for points, scoring just six plays later for the final score of the game.

Game #6

Fresno State vs Washington State

Oct. 12, 2024 • Valley Children's Stadium • Fresno, Calif.

SCORE BY QUARTERS	1	2	3	4	OT	FINAL
Washington State	13	0	3	9		25 (5-1, 0-0 Pac-12)
Fresno State	7	0	7	3		17 (3-3, 0-1 MW)

SCORING SUMMARY

	Plays	TOP	Score
1st 09:13 Wazzou #10 J.Mateer 1 yd rush (#10 J.Mateer pass from #24 C.Mathers failed)	13-75	05:47	0-6
1st 04:23 Fresno #5 J.Freeman 34 yd pass from #1 M.Keene (#46 D.Lynch kick)	10-77	04:44	7-6
1st 00:34 Wazzou #1 K.Hutson 2 yd rush (#49 D.Janikowski kick)	8-75	03:49	7-13
3rd 07:26 Fresno #33 E.Gilliam 6 yd rush (#46 D.Lynch kick)	4-33	02:20	14-13
3rd 05:16 Wazzou #49 D.Janikowski 34 yd FG	13-58	02:10	14-16
4th 10:13 Fresno #46 D.Lynch 27 yd FG	13-66	06:40	17-16
4th 06:52 Wazzou #24 E.O'Connor 60 yd interception return (#10 J.Mateer rush failed)		02:06	17-22
4th 01:46 Wazzou #49 D.Janikowski 23 yd FG	8-40	02:58	17-25

TEAM STATS

	Washington St	Fresno St	Individual Leaders
FIRST DOWNS	23	22	
Rushing Attempts-Yds	34-123	27-118	Rushing (att-yds-TD): FS - Gilliam (20-120-1)
Passing cmp-att-yds	17-35-172	24-36-220	WSU - Parker (12-63-0)
Total plays-yards	69-295	63-338	Passing (cmp-att-int-yds-TD): FS - Keene (24-36-2-220-1)
Fumbles-Lost	1-1	0-0	WSU - Mateer (17-35-1-172-0)
Penalties-Yards	5-57	12-91	Receiving Yards (no-yds-TD): FS - Dalena (4-61-0)
PUNTS-YARDS	3-154	2-93	WSU - Hutson (6-45-0)
Average	51.3	46.5	Defense (ST-AT-TT-TFL-Sack): FS - Langley (7-2-9-0.0-0.0)
Net	35.3	46.5	WSU - Al-Uqdah (6-1-7-0.0-0.0)
Punt returns: Number-Yards-TD	0-0-0	2-38-0	Interceptions (no-yds-TD): FS - Clark (1-0-0)
Kickoff returns: Number-Yds-TD	0-0-0	4-45-0	WSU - O'Connor (1-60-1)
Interceptions: Number-Yds-TD	2-60-1	1-0-0	
Fumble Returns: Number-Yds-TD	0-0-0	0-0-0	
Time of Possession	27:16	32:44	
3rd Down	5-12	4-10	
4th Down	1-1	0-1	
Sacks By: Number-Yards	2-24	4-28	
Points off turnovers	6	0	

FRESNO, Calif. – The Fresno State football team fell 25-17 to Washington State at Valley Children's Stadium on Saturday evening, moving to 3-3 on the season.

The Bulldogs, who were ahead on three separate occasions on the night, had two interceptions and 12 penalties in the loss. Fresno State forced two turnovers itself, but were unable to capitalize on either opportunity.

HOW IT HAPPENED

Washington State scored on the opening possession of the game, using a 13-play, 75-yard drive, ending in a 1-yard rushing touchdown by John Mateer. The Cougars attempted for a 2-point conversion but failed off the interception by RL Miller. Fresno State answered right back with a 77-yard drive of its own. Mikey Keene went 7-of-8 passing, ending the drive with a 34-yard touchdown toss to Josiah Freeman and a 7-6 lead.

WSU responded with another 75-yard drive to take a 13-7 lead just before the end of the first quarter. Despite causing a pair of turnovers in the second, forced fumble by Korey Foreman recovered by Jakari Embry and an interception from Dean Clark in the endzone, the Bulldogs were unable to capitalize as the Cougars took a six-point lead into the half.

Receiving the ball to start the third, the Bulldogs were forced to punt. Mac Dalena pinned the Cougars at the 3-yard line, catching Clay Lawrence's punt. The Bulldog defense forced a three-and-out, then Jalen Moss returned the punt 19 yards to set Fresno State up at the WSU 33-yard line. Five plays later, four of those rushes from Elijah Gilliam resulted in a six-yard score for the senior.

As WSU drove into the red zone, on the ensuing possession, Jacob Holmes sacked Mateer for a 12-yard loss on second-and-goal, pushing the Cougars back to the 20-yard line. The Bulldogs held WSU to a 34-yard field goal.

The Bulldogs answered with a 27-yard field goal from Dylan Lynch with 10:13 remaining in the game.

Fresno State forced a three-and-out and proceeded to move the ball to the WSU 43-yard line. The drive stalled there as Keene threw an interception that Ethan O'Connor returned 60 yards into the end zone. A failed 2-point conversion resulted in a 22-17 lead for the visitors.

The Cougars tacked on a 23-yard field goal with 1:50 on the clock after forcing the Bulldogs' to a three-and-out inside their own five. Fresno State moved down to the Washington State 41-yard line, but saw time expire to dash hopes at a comeback.

2024 GAME RECAPS

Game #7

Fresno State at Nevada
Oct. 18, 2024 • Mackay Stadium • Reno, Nev.

SCORE BY QUARTERS	1	2	3	4	OT	FINAL
Fresno St	3	14	7	0		24 (4-3, 2-1 MW)
Nevada	7	14	0	0		21 (3-5, 0-2 MW)

SCORING SUMMARY				Plays	TOP	Score
1st	11:03	NEV	#6 S.Red 3 yd rush (#18 M.Killam kick)	6-75	03:57	0-7
1st	05:42	FST	#46 D.Lynch 44 yd FG	10-49	05:21	3-7
2nd	12:32	FST	#33 E.Gilliam 10 yd rush (#46 D.Lynch kick)	12-86	05:33	10-7
2nd	09:49	NEV	#12 N.Burleson II 46 yd pass from #2 B.Lewis (#18 M.Killam kick)	4-68	02:25	10-14
2nd	05:45	FST	#33 E.Gilliam 4 yd rush (#46 D.Lynch kick)	3-16	00:59	17-14
2nd	00:01	NEV	#2 B.Lewis 2 yd rush (#18 M.Killam kick)	14-83	05:36	17-21
3rd	04:13	FST	#3 J.Wood 7 yd rush (#46 D.Lynch kick)	6-95	02:27	24-21

TEAM STATS	Fresno St	Nevada	Individual Leaders
FIRST DOWNS	16	16	Rushing (att-yds-TD):
Rushing Attempts-Yds	38-126	39-84	FS - Gilliam (20-66-2)
Passing cmp-att-yds	13-20-190	16-25-211	NEV - Red (13-56-1)
Total plays-yards	58-316	64-295	Passing (cmp-att-int-yds-TD):
Fumbles-Lost	0-0	2-0	FS - Keene (13-20-1-190-0)
Penalties-Yards	6-46	6-36	NEV - Lewis (13-19-0-158-1)
PUNTS-YARDS	4-163	5-177	Receiving Yards (no-yds-TD):
Average	40.8	35.4	FS - Gilliam (2-74-0)
Net	40.8	35.4	NEV - Smith (9-134-0)
Punt returns: Number-Yards-TD	0-0-0	0-0-0	Defense (ST-AT-TT-TFL-Sack):
Kickoff returns: Number-Yds-TD	1-0-0	4-80-0	FS - Langley (7-6-13-2.0-2.0)
Interceptions: Number-Yds-TD	0-0-0	1-0-0	NeV - Seilluli (4-4-8-0.0-0.0)
Fumble Returns: Number-Yds-TD	0-0-0	0-0-0	Interceptions (no-yds-TD):
Time of Possession	27:39	32:21	FS - N/A
3rd Down	4-12	5-13	NEV - Watts (1-0-0)
4th Down	2-3	1-3	
Sacks By: Number-Yards	4-34	2-19	
Points off turnovers	0	0	

RENO, Nev. - Fresno State defeated Nevada 24-21 at Mackay Stadium on Friday night, allowing zero points to the Wolf Pack in the second half. It was the Bulldogs' first win when trailing at the half since defeating the Pack's Silver State rival last October.

The Bulldogs saw another game with a heavy workload for Elijah Gilliam as the senior finished the night with 140 yards from scrimmage (74 receiving and 66 rushing) and two touchdowns. Quarterback Mikey Keene went 13-of-20 for 190 yards in the win.

Defensively, senior linebacker Malachi Langley had the game of his career with 13 tackles, 2.0 tackles for loss and 2.0 sacks.

Special teams played a significant role with the Bulldogs twice stopping Nevada's punt unit from getting punts off. Punter Clay Lawrence also pinned the Wolf Pack inside its own 10 three times.

HOW IT HAPPENED

Fresno State surrendered a touchdown to Nevada on the opening drive. Getting Nevada to a third-and-11, the Bulldogs gave up a 55-yard pass to set the Pack up at the Fresno State 9-yard line. Nevada punched it in three plays later to take a 7-0 lead.

Fresno State used 10 plays to move 49 yards, but settled for a 44-yard field goal by the leg of Dylan Lynch to get on the board.

Getting Nevada pushed back to a first-and-15 situation, Fresno State had back-to-back pass breakups by Al'zillion Hamilton and Julian Neal to force the Wolf Pack to punt for the first time on the night. The Bulldogs went 86 yards on 12 plays, capped by a 10-yard touchdown run by Elijah Gilliam. The Bulldog running backs accounted for 53 yards gained on the scoring drive.

After just crossing midfield, Nevada regained the lead with a 46-yard touchdown pass over the top.

Fresno State was forced to punt on its next possession but followed with a three-and-out. Nearly blocking Nevada's previous punt, Dean Clark forced Guy Gillispe to pull back his attempt. Kosi Agina tackled the punter at the 28-yard line. Three plays later, Gilliam was back in the end zone after a 4-yard run up the middle to give the 'Dogs a 17-14 lead with 5:46 on the clock.

The Wolf Pack used up all but 10 seconds of the remaining time with a 14-play, 83-yard drive. A 2-yard touchdown run gave Nevada a 21-17 lead at the half.

After both sides were forced to punt on their first possessions out of the half, the Pack pinned Fresno State at its own 5-yard line. On third-and-3, Mikey Keene dumped a screen off to Gilliam who found a gash through the middle of the field and ran for 71 yards down to the Nevada 17-yard line. Following a 10-yard pass from Keene to Raylen Sharpe on second down, Joshua Wood entered the game and got to the outside and into the end zone along the sideline.

Fresno State forced a three-and-out and got the ball back near midfield, but on the first play Keene was picked off. The Bulldogs' defense came up with another stop. Again, the special teams unit got to Gillispe. This time Agina forced the punter to pull back his attempt while RL Miller made the tackle at the 27-yard line.

Fresno State moved the ball to the 6-yard line but turned the ball over on downs after back-to-back incompletions. Nevada managed one first down after the stop, but a sack by Malachi Langley on first-and-10 from the 17-yard line put the Pack behind the sticks.

The Bulldogs were held to three-and-out on back-to-back possessions in the final minutes, but Clay Lawrence and Cam Lockridge twice pinned the Wolf Pack inside its own six.

Game #8

Fresno State vs San Jose State
Oct. 26, 2024 • Valley Children's Stadium • Fresno, Calif.

SCORE BY QUARTERS	1	2	3	4	OT	FINAL
San Jose State	7	0	0	3		10 (5-3, 3-2 MW)
Fresno State	3	17	7	6		33 (5-3, 3-1 MW)

SCORING SUMMARY				Plays	TOP	Score
1st	14:04	SJS	#5 N.Nash 35 yd pass from #5 W.Eget (#11 K.Halvorsen kick)	4-75	00:56	7-0
1st	09:48	FST	#46 D.Lynch 33 yd FG	10-60	04:16	7-3
2nd	14:17	FST	#33 E.Gilliam 1 yd rush (#46 D.Lynch kick)	13-88	05:59	7-10
2nd	11:14	FST	#18 J.Moss 43 yd pass from #1 M.Keene (#46 D.Lynch kick)	3-47	01:25	7-17
2nd	02:19	FST	#46 D.Lynch 48 yd FG	14-61	06:03	7-20
3rd	11:03	FST	#0 M.Dalena 35 yd pass from #1 M.Keene (#46 D.Lynch kick)	10-75	03:57	7-27
4th	14:35	FST	#18 J.Moss 6 yd pass from #1 M.Keene (#11 R.Sharpe pass from #1 M.Keene failed)	4-20	01:14	7-33
4th	05:08	SJS	#11 K.Halvorsen 37 yd FG	16-80	04:48	10-33

TEAM STATS	SJSU	FS	Individual Leaders
FIRST DOWNS	20	22	Rushing (att-yds-TD):
Rushing Attempts-Yds	18-101	40-126	FS - Gilliam (15-56-1)
Passing cmp-att-yds	21-51-284	30-41-275	SJSU - Chalk (10-89-0)
Total plays-yards	69-385	81-401	Passing (cmp-att-int-yds-TD):
Fumbles-Lost	1-0	0-0	FS - Keene (30-41-1-275-3)
Penalties-Yards	8-70	4-36	SJSU - Eget (14-31-2-202-1)
PUNTS-YARDS	5-225	4-143	Receiving Yards (no-yds-TD):
Average	45.0	35.8	FS - Moss (6-85-2)
Net	40.6	35.8	SJSU - Nash (8-91-1)
Punt returns: Number-Yards-TD	0-0-0	2-22-0	Defense (ST-AT-TT-TFL-Sack):
Kickoff returns: Number-Yds-TD	1-15-0	1-0-0	FS - Langley (8-0-8-0.0-0.0)
Interceptions: Number-Yds-TD	1-0-0	4-113-0	SJSU - Latu (6-3-9-2.0-1.0)
Fumble Returns: Number-Yds-TD	0-0-0	0-0-0	Interceptions (no-yds-TD):
Time of Possession	24:38	35:22	FS - Lockridge (2-35-0)
3rd Down	5-15	12-19	SJSU - Rahimi (1-0-0)
4th Down	1-2	0-1	
Sacks By: Number-Yards	2-21	2-25	
Points off turnovers	3	9	

FRESNO, Calif. - Fresno State reclaimed the Valley Trophy on Homecoming Saturday evening, defeating San Jose State 33-10 at Valley Children's Stadium. The Bulldogs held the Spartans to just three points during the final 59 minutes of the game.

Fresno State's secondary came away with four interceptions on the night, two from Cam Lockridge. Al'zillion Hamilton and Julian Neal added the other two.

Mikey Keene threw for 275 yards on 30-of-41 attempts to go with three touchdowns. Jalen Moss had two of those scores. The sophomore had eight receptions for 85 yards, his most since week one at then-No. 9 Michigan.

HOW IT HAPPENED

After Fresno State forced San Jose State into a third-and-10 on the opening drive of the game, the Spartans connected on back-to-back passes of 40 and 35 yards to take a 7-0 lead. The Bulldogs marched into the red zone on their first drive but that's where it stalled. Dylan Lynch put the 'Dogs on the board with a 33-yard field goal.

Following nine combined plays, Fresno State's offense got going to the tune of a 13-play drive. A 29-yard pass from Mikey Keene to Mac Dalena set the Bulldogs up on the doorstep as the game moved into the second quarter. Elijah Gilliam gave the 'Dogs their first lead with a 1-yard touchdown plunge.

Fresno State's defense followed up with its third straight three-and-out. It took the 'Dogs just three plays to extend the lead. After back-to-back 2-yard runs, Keene hit Jalen Moss across the middle. The sophomore cut across the field to the left side, outrunning the Spartan secondary to the end zone for a 43-yard touchdown.

San Jose State began moving the ball on its next possession, getting to the Bulldogs' 26-yard line. Julian Neal ended the threat with an interception in the end zone. Beginning at their own 9-yard line, the 'Dogs chewed up just over six minutes before Lynch extended Fresno State's advantage to 13 with a 48-yard field goal.

With less than a minute left in the half, the Spartans managed to move the ball down to the Fresno State 25-yard line. Their 42-yard field goal attempt came up short as time expired, keeping the game at 20-7.

Receiving the opening kickoff of the second half, Fresno State put together a 10-play, 75-drive. Keene found Dalena in the corner of the end zone from 35-yards out.

The Spartans moved the ball into the red zone on their next possession. Al'zillion Hamilton ended the threat though, intercepting Emmett Brown's pass on the sideline and returning it 69 yards down to the 26. The pick started a stretch of three consecutive defensive possessions with an interception for the Bulldogs. Cam Lockridge grabbed the second and third INTs of that stretch.

Lockridge returned the first of his interceptions 35 yards to the SJSU 20-yard line. Four plays later, Moss caught his second touchdown on the evening on a 6-yard pass from Keene with 14:35 remaining in the game.

With 5:08 left, Kyler Halvorsen tacked on a 37-yard field goal for San Jose State. After receiving the kickoff, Fresno State ran out the clock.

2024 GAME RECAPS

Game #9

Fresno State vs Hawai'i

Nov. 2, 2024 • Valley Children's Stadium • Fresno, Calif.

SCORE BY QUARTERS	1	2	3	4	OT	FINAL	
Hawaii	7	0	0	14		21	(4-5, 2-2 MW)
Fresno St.	7	6	7	0		20	(5-4, 3-2 MW)

SCORING SUMMARY						Plays	TOP	Score
1st	07:12	HAW - #5 P.Ashlock 5 yd pass from #13 B.Schager (#17 K.Matsuzawa kick)	14-75	07:48	7-0			
1st	01:32	FST - #33 E.Gilliam 10 yd rush (#46 D.Lynch kick)	12-83	05:34	7-7			
2nd	10:21	FST - #11 R.Sharpe 5 yd pass from #1 M.Keene (#46 D.Lynch kick blocked)	8-28	02:31	7-13			
3rd	03:58	FST - #7 P.Jackson 89 yd interception return (#46 D.Lynch kick)		06:34	7-20			
4th	09:04	HAW - #3 N.Cenacle 9 yd pass from #13 B.Schager (#17 K.Matsuzawa kick)	12-87	04:40	14-20			
4th	00:15	HAW - #3 N.Cenacle 3 yd pass from #13 B.Schager (#17 K.Matsuzawa kick)	10-47	01:15	21-20			

TEAM STATS	UH	FS	Individual Leaders
FIRST DOWNS	24	14	Rushing (att-yds-TD):
Rushing Attempts-Yds	36-102	21-19	FS - Gilliam (10-25-1)
Passing cmp-att-yds	29-53-244	25-31-157	UH - Hines (12-66-0)
Total plays-yards	89-346	52-176	Passing (cmp-att-int-yds-TD):
Fumbles-Lost	2-1	0-0	FS - Keene (25-31-0-157-1)
Penalties-Yards	6-50	4-60	UH - Schager (29-53-1-244-3)
PUNTS-YARDS	4-189	7-306	Receiving Yards (no-yds-TD):
Average	47.2	43.7	FS - Sharpe (5-48-1)
Net	41.2	45	UH - Cenacle (12-113-2)
Punt returns: Number-Yards-TD	1-1-0	3-24-0	Defense (ST-AT-TT-TFL-Sack):
Kickoff returns: Number-Yds-TD	0-0-0	3-29-0	FS - Jackson (3-6-9-2.0-0.0)
Interceptions: Number-Yds-TD	0-0-0	1-89-1	UH - King (5-1-6-0.0-0.0)
Fumble Returns: Number-Yds-TD	1-3-0	0-0-0	Interceptions (no-yds-TD):
Time of Possession	38:08	21:52	FS - Jackson (1-89-1)
3rd Down	7-20	5-12	UH - N/A
4th Down	3-4	0-0	
Sacks By: Number-Yards	4-28	2-32	
Points off turnovers	0	7	

FRESNO, Calif. – Allowing a touchdown with 15 seconds remaining, Fresno State fell 21-20 to Hawai'i on Saturday evening at Valley Children's Stadium. The Bulldogs scored on its opening two drives of the game but were held to just 95 yards the remainder of the night.

Fresno State was outgained 346-176.

The Bulldog defense forced the only two turnovers of the game. Phoenix Jackson had a hand in both as the junior linebacker had an 89-yard interception return for a touchdown and forced a fumble.

HOW IT HAPPENED

After receiving the opening kickoff, Hawai'i used up nearly eight minutes during a 14-play, 75-yard drive. A 5-yard touchdown pass from Brayden Schager to Pofele Ashlock on third-and-goal put the Rainbow Warriors up 7-0.

Fresno State responded with a 12-play drive. With the drive appearing to stall, Mikey Keene found Raylen Sharp for a 21-yard completion on third-and-11 at the UH 43-yard line. Two plays later, a Hawai'i personal foul negated a fumble by the 'Dogs. Elijah Gilliam took the hand-off 10 yards up the middle into the end zone to tie the game.

With Hawai'i attempting a fourth-and-1 for the second time on the drive on their own side of the field, Malachi Langley stripped Schager of the ball to force a turnover on downs at its 28-yard line. It took Fresno State seven plays before Keene found Sharpe in the end zone for a 5-yard score. The Bulldogs' lead stood at 13-7 with 10:21 on the clock after the PAT was blocked.

Following the early scores, the game turned to the defenses as seven consecutive punts were forced.

As Hawai'i put together the longest drive since the first two drives of the game, the Bulldogs defense stood tall when it mattered. After a false start pushed UH into a third-and-11 from the 25-yard line, Schager's pass attempt was tipped up in the air by Tuasivi Nomura. Phoenix Jackson pulled it out of the air and took it 89 yards for a touchdown to give the Bulldogs a 20-3 lead with 3:58 remaining in the third quarter.

Early in the fourth quarter, Hawai'i got its offense going once again. But on fourth-and-9, Fresno State appeared to end the drive. A pass breakup by Cam Lockridge though was deemed to be targeting, extending the drive. Three plays later, Schager made it 20-14 with a 9-yard touchdown pass to Nick Cenacle with nine minutes remaining.

The Bulldogs were forced to punt from their own 43-yard line on the next drive. Hawai'i moved the ball into Fresno State's end but just after the two-minute timeout, Jackson punched the ball loose and Jadyen Davis recovered the fumble.

Following two rushes, a sack on third-and-5 left the 'Dogs punting for the seventh consecutive drive, this time from its own end zone.

UH started their final drive at the Fresno State 47-yard line. On fourth-and-10 at the 18, Nomura was whistled for pass interference in the end zone, moving the ball to the 3-yard line. Three plays later, Schager hit Cenacle for the go-ahead touchdown with 15 seconds left.

Game #10

Fresno State at Air Force

Nov. 9, 2024 • Falcon Stadium • USAFA, Colo.

SCORE BY QUARTERS	1	2	3	4	OT	FINAL	
Fresno St.	7	14	0	7		28	(5-5, 3-3 MW)
Air Force	7	10	9	10		36	(2-7, 1-4 MW)

SCORING SUMMARY						Plays	TOP	Score
1st	11:01	FS - #33 E.Gilliam 1 yd rush (#46 D.Lynch kick)	7-59	03:52	7-0			
1st	00:11	AF - #5 D.Carson 1 yd rush (#43 M.Dapore kick)	19-75	10:50	7-7			
2nd	04:45	AF - #21 C.Harris 3 yd pass from #7 Q.Hayes (#43 M.Dapore kick)	14-59	08:20	7-14			
2nd	03:47	FS - #20 M.Dalena 73 yd pass from #1 M.Keene (#46 D.Lynch kick)	3-75	00:58	14-14			
2nd	01:37	FS - #18 J.Moss 19 yd pass from #1 M.Keene (#46 D.Lynch kick)	3-34	00:46	21-14			
2nd	00:00	AF - #43 M.Dapore 35 yd FG	11-53	01:42	21-17			
3rd	09:46	AF - #43 M.Dapore 37 yd FG	9-56	05:14	21-20			
3rd	02:30	AF - #7 Q.Hayes 2 yd rush (#21 C.Harris pass from #7 Q.Hayes failed)	11-42	06:29	21-26			
4th	08:51	AF - #7 Q.Hayes 1 yd rush (#43 M.Dapore kick)	12-64	06:39	21-33			
4th	01:56	AF - #43 M.Dapore 36 yd FG	8-6	03:57	21-36			
4th	00:38	FS - #20 M.Dalena 6 yd pass from #1 M.Keene (#46 D.Lynch kick)	9-75	01:18	28-36			

TEAM STATS	FS	AF	Individual Leaders
FIRST DOWNS	15	24	Rushing (att-yds-TD):
Rushing Attempts-Yds	12--5	80-344	FS - Gilliam (4-15-1)
Passing cmp-att-yds	23-26-289	2-6-14	AF - Carson (33-120-1)
Total plays-yards	38-284	86-358	Passing (cmp-att-int-yds-TD):
Fumbles-Lost	1-0	0-0	FS - Keene (23-26-1-289-3)
Penalties-Yards	5-42	4-26	AF - Hayes (2-6-0-14-1)
PUNTS-YARDS	1-42	0-0	Receiving Yards (no-yds-TD):
Average	42.0	0.0	FS - Dalena (4-89-2)
Net	39	0	AF - Engel (1-11-0)
Punt returns: Number-Yards-TD	0-0-0	1-3-0	Defense (ST-AT-TT-TFL-Sack):
Kickoff returns: Number-Yds-TD	3-79-0	0-0-0	FS - Nomura (9-9-18-0.0-0.0)
Interceptions: Number-Yds-TD	0-0-0	1-0-0	AF - Fletcher (3-2-5-0.0-0.0)
Fumble Returns: Number-Yds-TD	0-0-0	0-0-0	Interceptions (no-yds-TD):
Time of Possession	14:52	45:08	FS - N/A
3rd Down	1-4	10-19	AF - Fletcher (1-0-0)
4th Down	0-2	7-7	
Sacks By: Number-Yards	0-0	2-17	
Points off turnovers	0	6	

USAF ACADEMY, Colo. – Facing the most rushing attempts in a game in the FBS this season (80), Fresno State's offense rarely saw the field on Saturday night in a 36-28 defeat to Air Force at Falcon Stadium. Air Force possessed the ball for 45:08.

When the Bulldogs' offense was on the field, Mikey Keene passed for 289 yards and three touchdowns on 23-of-26 attempts. Mac Dalena caught two of those scores as he totaled 89 yards on four receptions.

Tuasivi Nomura made a career-high 18 tackles, the most by a Bulldog since Derron Smith had 18 against USC in 2014.

HOW IT HAPPENED

Jalen Moss gave Fresno State good field position to start the game after a 41-yard return on the opening kickoff. The Bulldogs picked up 31 yards on its first play from scrimmage after Richie Anderson picked up a 16-yard reception. An additional 15 was tacked on for a horse collar penalty. The Bulldogs went to the ground on five of the next seven plays (19 yards), finishing with Elijah Gilliam punching it in from a yard out.

Air Force proceeded to chew up nearly 11 minutes on a 19-play drive that resulted in a 1-yard touchdown run by Dylan Carson with just 11 seconds remaining in the first quarter.

Following a three-and-out by the Bulldogs, the Falcons put together a 14-play drive that took more than eight minutes off the clock. A 3-yard pass from Quentin Hayes to Cade Harris gave Air Force a 14-7 lead.

Facing a quick third-and-8 on its next possession, Mikey Keene found Mac Dalena along the sideline and the senior receiver id the rest, racing into the end zone for a 73-yard score with 3:47 on the clock.

Just over a minute later, the Falcons elected to go for it on fourth-and-1 from their own 34-yard line. Hayes looked to go up the middle but the Bulldogs' interior did not budge and Tuasivi Nomura stopped the Air Force quarterback for no gain.

Three plays later, the 'Dogs were back in the end zone. An 18-yard pass from Keene to Anderson set up a 19-yard touchdown pass to Moss along the sideline.

Working with just 1:42 on the clock, Air Force moved the ball down to Fresno State's 17-yard line. Matthew Dapore converted a 35-yard field as time expired to cut the Bulldogs lead to 21-17 at the half.

On the opening possession of the second half, Dapore made the score 21-20 following a nine-play, 56-yard drive by the Falcons.

On the Bulldogs' second play of the half, Keene's first incompletion of the night went the other way after his pass was tipped into the hands of Blake Fletcher. Air Force turned the interception into points with Hayes rushing in from two yards out on fourth-and-goal to end an 11-play drive. The Bulldogs held on the two-point conversion attempt, leaving the game at 26-21.

A 32-yard reception for Moss began Fresno State's next possession. But four plays later, the 'Dogs were unable to convert on fourth-and-5 at the Air Force 38-yard line. The Falcons moved the ball 64 yards in 12 plays to extend their lead to 33-21.

Keene was sacked on fourth-and-11 on the Bulldogs' next possession at their own 25-yard line. It set Dapore up for a 36-yard field goal for the Falcons.

Fresno State moved the ball 75 yards in just over a minute to cut its deficit to 36-28. Dalena caught his second touchdown of the night on a 6-yard pass over the middle with 38 seconds remaining in the game.

The Bulldogs were unable to come up with the onside kick and Air Force ran out the clock.

Game #11

Fresno State vs Colorado State

Nov. 23, 2024 • Valley Children's Stadium • Fresno, Calif.

SCORE BY QUARTERS	1	2	3	4	OT	FINAL
Colorado St.	7	0	7	8		22 (7-4, 5-1 MW)
Fresno St.	7	21	0	0		28 (6-5, 4-3 MW)

SCORING SUMMARY

		Plays	TOP	Score
1st	08:28	CSU - #29 J.Marshall 10 yd rush (#23 J.Noyes kick)	12:77	06:26 7-0
1st	07:06	FST - #26 B.Donelson 16 yd rush (#46 D.Lynch kick)	4:80	01:18 7-7
2nd	10:54	FST - #3 J.Wood 4 yd rush (#46 D.Lynch kick)	5:58	02:22 7-14
2nd	03:18	FST - #10 M.Dalena 28 yd pass from #1 M.Keene (#46 D.Lynch kick)	6:46	02:18 7-21
2nd	00:17	FST - #18 J.Moss 15 yd pass from #1 M.Keene (#46 D.Lynch kick)	10:58	01:44 7-28
3rd	03:25	CSU - #16 B.Fowler-Nicolosi 4 yd rush (#23 J.Noyes kick)	6:26	02:15 14-28
4th	00:17	CSU - #18 J.Person 5 yd pass from #16 B.Fowler-Nicolosi (#10 V.Brown II pass from #16 B.Fowler-Nicolosi)	7:90	01:20 22-28

TEAM STATS

	CSU	FS
FIRST DOWNS	22	19
Rushing Attempts-Yds	29-87	32-146
Passing cmp-att-yds	26-51-315	21-29-186
Total plays-yards	80-402	61-332
Fumbles-Lost	0-0	1-1
Penalties-Yards	9-81	9-67
PUNTS-YARDS	6-198	7-302
Average	33.0	43.1
Net	31.8	37
Punt returns: Number-Yards-TD	3-43-0	3-22-0
Kickoff returns: Number-Yds-TD	3-35-0	3-33-0
Interceptions: Number-Yds-TD	0-0-0	1-0-0
Fumble Returns: Number-Yds-TD	0-0-0	0-0-0
Time of Possession	34:17	25:43
3rd Down	5-17	7-14
4th Down	4-6	0-1
Sacks By: Number-Yards	2-17	1-9
Points off turnovers	0	0

FRESNO, Calif. – Behind 28-unanswered points in the first half, Fresno State defeated Colorado State 28-22 on Senior Night at Valley Children's Stadium. The Bulldogs handed the Rams their first Mountain West loss of the season.

With the win, Fresno State became bowl eligible for the fourth straight season.

Freshman Bryson Donelson rushed for 140 yards and a touchdown on 12 carries. Mikey Keene passed for 186 yards and two touchdowns on 21-of-29 attempts.

Korey Foreman, Kosi Agina, Dean Clark and Jakari Embry paced the team with six tackles each. Phoenix Jackson had four tackles to go with an interception and pass breakup which both ended Colorado State drives in the fourth quarter.

HOW IT HAPPENED

Colorado State used 12 plays to move 77 yards down the field, and eat up 6:26 off the clock to take a 7-0 lead on its opening possession. The Bulldogs, however, answered with a quick scoring drive of their own, going 80 yards on just four plays. The legs of freshman running back Bryson Donelson moved the 'Dogs 37 total yards in the drive, which included a 16-yard touchdown score to tie the game with seven minutes left in the first quarter. Raylen Sharpe set up the score with a 38-yard catch-and-run to put the 'Dogs in the red zone.

Fresno State forced Colorado State to punt on the following drive behind two big stops by Devo Bridges and Jakari Embry. The punt from Paddy Turner rolled out of bounds at the Fresno State 43-yard line. Fresno State was then forced to punt for the first time on the night on its ensuing drive, and the teams were tied 7-7 at the end of the first quarter.

Following the stop to begin the second quarter, Donelsen broke a 43-yard run up the middle down to the CSU 15-yard line. Four plays later, Joshua Wood punched it in from four yards out to give the Bulldogs their first lead of the night.

After forcing a three-and-out, the Bulldogs' offense once again started moving the ball. In six plays, Fresno State got to the 1-yard line. Facing a fourth-and-goal, Mikey Keene saw the ball knocked loose and into the end zone. CSU recovered the fumble for a touchdown.

The Bulldogs, however, forced another three-and-out. Following a 33-yard punt to their own 46, Fresno State was back in the end zone in just over two minutes.Working the ball down to the 28-yard line, Keene lofted a ball to Mac Dalena at the goal line on the third-and-9.

The Rams used just 1:17 on its next possession. Forced to punt for the third time in the second quarter, a 21-yard punt set Fresno State up at its 42-yard line. A quick 10-play drive resulted in a 15-yard touchdown pass from Keene to Jalen Moss with 17 seconds remaining in the half.

The Bulldogs led by 21 at the half following 28 unanswered points.

Out of the half, the Bulldogs came out flat with a three-and-out but the defense forced a turnover on downs after Colorado State opted to go for it on fourth-and-5 at the Fresno State 6-yard line.

The Rams cut their deficit to 14 late in the third quarter. Taking advantage of a short field, a 9-yard rushing touchdown with 3:25 on the clock capped off a six-play, 35-yard drive.

CSU regained the ball at the beginning of the fourth quarter following a Fresno State punt. The Rams used up more than seven minutes but the 16-play drive ended just across midfield. Phoenix Jackson knocked away a fourth-down pass attempt.

Colorado State got the ball back with 5:03 remaining after the Bulldogs were held to their fourth three-and-out of the second half. The Rams moved the ball to the Fresno State 34-yard line, but that's where Jackson ended another drive, grabbing his second interception of the season.

The Rams would score on its final possession of the game on a 5-yard touchdown pass with 17 seconds remaining. CSU made it a 28-22 game with a two-point conversion.

Dalena ended the game by recovering Colorado State's onside kick attempt.

Game #12

Fresno State at UCLA

Nov. 30, 2024 • Rose Bowl Stadium • Pasadena, Calif.

SCORE BY QUARTERS	1	2	3	4	OT	FINAL
Fresno St.	0	10	0	3		13 (6-6, 4-3 MW)
UCLA	3	3	7	7		20 (5-7, 3-6 Big Ten)

SCORING SUMMARY

		Plays	TOP	Score
1st	04:36	UCLA - #94 M.Bhaghani 23 yd FG	10:58	03:30 0-3
2nd	12:51	UCLA - #94 M.Bhaghani 40 yd FG	4--10	01:11 0-6
2nd	07:29	FS - #11 R.Sharpe 7 yd pass from #1 M.Keene (#46 D.Lynch kick)	14:76	05:17 7-6
2nd	00:00	FS - #46 D.Lynch 48 yd FG	10:60	01:18 10-6
3rd	11:43	UCLA - #25 T.Harden 5 yd rush (#94 M.Bhaghani kick)	4:56	01:56 10-13
4th	01:38	UCLA - #7 J.Sturdivant 2 yd pass from #4 E.Garbers (#94 M.Bhaghani kick)	15:78	06:14 10-20
4th	00:31	FS - #46 D.Lynch 42 yd FG	7:51	01:07 13-20

TEAM STATS

	FS	UCLA
FIRST DOWNS	15	20
Rushing Attempts-Yds	13-62	32-74
Passing cmp-att-yds	30-45-219	26-40-289
Total plays-yards	58-281	72-363
Fumbles-Lost	2-1	1-0
Penalties-Yards	6-50	8-70
PUNTS-YARDS	7-284	5-244
Average	40.6	48.8
Net	40.7	39.4
Punt returns: Number-Yards-TD	1-7-0	1-1-0
Kickoff returns: Number-Yds-TD	3-42-0	1-34-0
Interceptions: Number-Yds-TD	0-0-0	0-0-0
Fumble Returns: Number-Yds-TD	0-0-0	0-0-0
Time of Possession	22:46	37:14
3rd Down	5-14	8-16
4th Down	1-1	4-5
Sacks By: Number-Yards	3-18	2-10
Points off turnovers	0	3

PASADENA, Calif. – Outscored by 11 in the second half, Fresno State saw its four-game win streak against UCLA snapped on Saturday with a 20-13 defeat at the Rose Bowl.

Fresno State was held to 281 yards of offense, its third-fewest in 2024. Mikey Keene had the bulk of that with 219 yards through the air, going 30-of-43 with one touchdown.

The 20 points were just the third-fewest allowed to a Bulldog opponent this season.

HOW IT HAPPENED

Fresno State forced UCLA to punt on its opening possession, following four penalties for the Bruins in the drive. UCLA got into a third-and-13 situation, and Phoenix Jackson batted down the pass attempt to bring out the punt team. The Bruins picked up their fifth penalty of the game with a facemask on the Bulldogs' first play. Despite the penalty to open the drive, Fresno State wasn't able to move the ball and was forced to punt.

UCLA got on the board first with a 23-yard field goal in the first quarter.

Held to a three-and-out, Fresno State was forced to give the ball back to the Bruins. The Bulldogs held UCLA to just six yards on the drive. But the Bruins regained possession, forcing a fumble on the punt, setting themselves up at the Bulldogs' 12-yard line. Fresno State's defense stood tall and on third-and-10, Jackson sacked Ethan Garbers for a 10-yard loss. UCLA settled for a 40-yard field goal to take a 6-0 lead with 12:51 on the clock.

Appearing that its next possession would end at its own 44-yard line, Fresno State's drive was extended on a facemask penalty that followed a blocked punt. Seeing new life, the Bulldogs moved the ball down to the 28 before an end around saw Mac Dalena pick up 20 yards and get the 'Dogs inside the 10. On third-and-goal, Mikey Keene found Raylen Sharpe in the back of the end zone to give the Bulldogs their first lead at 7-6.

Fresno State extended its lead to 10-6 going into halftime. With 1:18 remaining on the clock, and sitting at its own 10-yard line, Bryson Donelson got the Bulldogs' drive going with a 24-yard run on first down. A third-down conversion on a 5-yard pass to Donelson was followed by an 11-yard reception from the freshman running back. Four plays later, an 8-yard pass over the middle to Sharpe on fourth-and-4 set up a field goal attempt with four seconds left. Dylan Lynch converted the 48-yard field goal, his longest of the season.

UCLA struck first in the second half. In less than two minutes, the Bruins used four plays to find the end zone, scoring on a 5-yard run from T.J. Harden to regain the lead at 13-10.

The game turned to the defenses with five straight drives resulting without points. Needing a stop with UCLA holding the ball late in the fourth, the Bulldogs had the Bruins on a third-and-6 just beyond midfield. Garbers' pass came up short of his intended target but a roughing the passer penalty was assessed to extend the drive. UCLA scored three minutes later to take a 10-point advantage.

Fresno State moved the ball 51 yards in just over a minute to set up a field goal. Lynch converted from 42 yards to make it a one score game with 31 seconds remaining.

On the ensuing onside kick attempt, Lynch's attempt fell out of bounds.

Game #13

Fresno State vs Northern Illinois

Dec. 23, 2024 • Albertson's Stadium • Boise, Idaho

SCORE BY QUARTERS	1	2	3	4	OT	OT	FINAL
NIU	3	0	10	0	7	8	28 (8-5)
Fresno State	13	0	0	0	7	0	20 (6-7)

SCORING SUMMARY				Plays	TOP	Score
1st	11:29	FSU - #26 B.Donelson 1 yd rush (#86 J.Boust pass from #7 J.Mandal failed)		3-25	00:58	0-6
1st	02:45	NIU - #92 K.Woodill 29 yd FG		16-63	08:44	3-6
1st	01:08	FSU - #3 J.Wood 13 yd rush (#46 D.Lynch kick)		4-90	01:31	3-13
3rd	11:22	NIU - #81 G.Barnes 26 yd pass from #15 J.Holst (#92 K.Woodill kick)		7-76	03:31	10-13
3rd	07:39	NIU - #92 K.Woodill 34 yd FG		5-34	02:11	13-13
OT1	00:00	FSU - #26 B.Donelson 9 yd pass from #3 J.Wood (#46 D.Lynch kick)		3-25		13-20
OT1	00:00	NIU - #81 G.Barnes 3 yd pass from #15 J.Holst (#92 K.Woodill kick)		5-25		20-20
OT2	00:00	NIU - #8 D.Pardridge 25 yd pass from #84 G.Dimopoulos (#15 J.Holst pass from #84 G.Dimopoulos)		1-25		28-20

TEAM STATS	NIU	FS
FIRST DOWNS	24	17
Rushing Attempts-Yds	48-161	27-117
Passing cmp-att-yds	19-31-207	19-29-211
Total plays-yards	79-368	56-328
Fumbles-Lost	0-0	0-0
Penalties-Yards	1-15	8-58
PUNTS-YARDS	2-52	3-128
Average	26.0	42.7
Net	26	36
Punt returns: Number-Yards-TD	0-0-0	1-8-0
Kickoff returns: Number-Yds-TD	2-26-0	2-52-0
Interceptions: Number-Yds-TD	1-11-0	1-26-0
Fumble Returns: Number-Yds-TD	0-0-0	0-0-0
Time of Possession	39:14	20:46
3rd Down	4-16	3-10
4th Down	4-6	0-2
Sacks By: Number-Yards	2-20	2-4
Points off turnovers	3	6

Individual Leaders

Rushing (att-yds-TD):
FS - Donelson (15-82-1)
NIU - Holst (16-65-0)

Passing (cmp-att-int-yds-TD):
FS - Wood (16-23-0-180-1)
NIU - Holst (18-30-1-182-2)

Receiving Yards (no-yds-TD):
FS - Dalena (6-118-0)
NIU - Pardridge (3-59-1)

Defense (ST-AT-TT-TFL-Sack):
FS - Nomura (9-4-13-1.0-0.0)
NIU - Fuhrman (5-2-7-0.0-0.0)

Interceptions (no-yds-TD):
FS - Davis (1-26-0)
NIU - Valcarcel (1-11-0)

BOISE, Idaho – Leading 13-3 at halftime, Fresno State fell in double overtime to Northern Illinois, 28-20, on Monday afternoon in the Famous Idaho Potato Bowl at Albertsons Stadium. It was the Bulldogs' first defeat in a bowl game since 2014.

Bryson Donelson totaled 110 all-purpose yards (82 rushing, 28 receiving) and two scores. Joshua Wood finished with 180 yards passing on 16-of-23 attempts. Mac Dalena had six catches for 118 yards.

Tuasivi Nomura led the defense with a game-high 13 tackles.

HOW IT HAPPENED

After Jayden Mandal came up just short on a third-down scramble on the Bulldogs' opening possession, a snap infraction on fourth-and-short forced Fresno State to punt. On the next play, Jayden Davis picked off Huskie quarterback Josh Holst, returning the ball 26 yards to the NIU 25-yard line.

Following the sudden change, Mandal connected with Mac Dalena along the sideline for 21 yards. Two plays later, Bryson Donelson punched it into the end zone. The two-point conversion was unsuccessful, leaving the score at 6-0 with 11:29 on the clock.

NIU answered with a 29-yard field goal from Kanan Woodill following a 16-play drive that chewed up nearly nine minutes.

Fresno State struck quickly, going 90 yards in just four plays. A 54-yard strike over the top from Joshua Wood to Dalena set up a 13-yard touchdown run up the middle for Wood to put the 'Dogs up 13-3.

Aided by two fourth-down conversions, the Huskies put together a 20-play, 85-yard drive that used up almost 12 minutes. But with a first down inside the five, Fresno State's defense dug in after allowing three yards on first-and-goal. Devo Bridges forced Holst to throw the ball away on second down, and came up with a stop at the 1-yard line on third down. Malachi Langley stopped Telly Johnson Jr.'s final attempt to get into the end zone, leaving the Huskie running back a half-yard short.

Following a blocked punt by Kosi Agina with six seconds remaining in the half, Fresno State had an opportunity to add to its lead. Dylan Lynch's 42-yard attempt was wide right as the Bulldogs took a 13-3 lead into the locker room.

NIU started the second half with 10 unanswered points to tie the game at 13-13 less than eight minutes into the third quarter.

Early in the fourth quarter, the Bulldogs worked the ball down to the NIU 23-yard line. Facing a fourth-and-2, the 'Dogs elected to go for it but Wood's pass was just out of the reach for Richie Anderson. The Huskies followed with a near eight-minute drive to set up a 35-yard field goal. Woodill's attempt was pushed right, leaving the game tied.

Starting its drive with 3:02 remaining, Fresno State fed Donelson as the freshman piled up 45 yards on the drive to set up a 32-yard field goal. Lynch pulled his attempt left of the upright, forcing the game into overtime.

It took Fresno State just three plays to find the end zone in the first overtime period. On second-and-5, Wood found Donelson open on the left side for a 9-yard touchdown reception.

A defensive holding call on third-and-2 from the 6-yard line set up a first-and-goal from the 2 for the Huskies. Holst found Grayson Barnes to tie the game up at 20-20.

NIU scored on its next play and converted the two-point conversion to go up 28-20 in the second overtime.

A pair of incompletions and a one-yard run left the Bulldogs needing to convert a four-and-9. Wood was sacked to end the game.

INDIVIDUAL SEASON & CAREER HIGHS

PASSING

	Attempts		Completions		Yards		Career 300-Yard Passing Games
Name	2025	Career	2025	Career	2025	Career	
Jayden Mandal	-	6 ('24 vs NIU)	-	3 ('24 vs NIU)	-	31 ('24 vs NIU)	0

	Longest Pass		TDs		INTs		
Name	2025	Career	2025	Career	2025	Career	
Jayden Mandal	-	21 ('24 vs NIU)	-	-	-	-	1 (2x)

RUSHING

	Attempts		Yards		TDs		Longest Career Run	100-Yd Games
Name	2025	Career	2025	Career	2025	Career		
J. Arceneaux	-	6 ('24 vs SJSU)	-	33 ('24 vs SJSU)	-	-	20 ('24 at UNLV)	--
Bryson Donelson	-	15 ('24 vs NIU)	-	149 ('24 vs CSU)	-	1 (3x)	43 ('24 vs CSU)	1
Elijah Gilliam	-	20 (4x)	-	120 ('24 vs WSU)	-	2 (3x)	24 ('24 vs WSU)	1
Devon Rivers	-	6 ('23 vs Kent St)	-	19 ('23 at Purdue)	-	-	14 ('23 at Purdue)	--

RECEIVING

	Receptions		Yards		TDs		Longest Career Reception	100-Yd Games
Name	2024	Career	2024	Career	2024	Career		
Richie Anderson	-	5 ('24 at AFA)	-	60 ('24 at AFA)	-	-	18 ('24 at AFA)	--
J. Arceneaux	-	2 ('24 at AFA)	-	19 ('24 at AFA)	-	-	16 ('24 at AFA)	--
Kamron Beachem	-	2 (4x)	-	31 ('24 at UNM)	-	1 ('24 at UNM)	26 ('24 at UNM)	--
Jordan Brown	-	4 ('24 vs NIU)	-	38 ('24 vs NIU)	-	-	13 ('24 vs NIU)	--
Bryson Donelson	-	9 ('24 at UCLA)	-	44 ('24 at UCLA)	-	1 ('24 vs NIU)	14 ('24 vs WSU)	--
Josiah Freeman	-	5 ('24 at UNM)	-	75 ('23 at USU)	-	1 (3x)	29 ('23 at Utah St)	--
Elijah Gilliam	-	5 ('24 vs SJSU)	-	74 ('24 at Nevada)	-	1 ('23 vs Kent St)	71 ('24 at Nevada)	--
Jake Tarwater	-	2 ('24 vs Hawaii)	-	10 ('24 at UCLA)	-	-	10 ('24 at UCLA)	--

INDIVIDUAL SEASON & CAREER HIGHS

DEFENSE

Name	-----Tackles-----		-----Sacks-----		-----TFLs-----		INT	FF
	2025	Career	2025	Career	2025	Career		
Auckland Asiata	-	2 ('24 vs NMST)	-	0.5 ('24 vs NMST)	-	1.0 ('24 vs WSU)	-	-
Camryn Bracha	-	10 ('24 at UM)	-	1.5 ('23 vs Nev)	-	1.5 ('23 vs Nev)	1 ('24 Sac St)	-
Jomarion Briggs	-	1 ('23 at ASU)	-	-	-	-	-	-
Jaden Carrillo	-	1 (2x)	-	-	-	-	-	-
Jayden Davis	-	11 ('24 at AFA)	-	-	-	1.0 ('24 vs Hawaii)	1 ('24 NIU)	-
Jakari Embry	-	8 ('24 vsHawaii)	-	-	-	1.0 ('24 vs SJSU)	-	-
Korey Foreman	-	6 (2x)	-	2.0 ('24 vs NMST)	-	2.0 ('24 vs NMST)	-	1 (3x)
Al'zillion Hamilton	-	10 ('24 at UCLA)	-	1.0 ('24 vs SJSU)	-	1.5 (2x)	1 (3x)	1 (2x)
Mordecai Hines	-	3 (2x)	-	1.5 ('24 vs NMST)	-	1.5 ('24 vs NMST)	-	-
Jahzon Jacks	-	5 ('24 at AFA)	-	-	-	0.5 ('24 at Nevada)	-	-
RL Miller	-	7 ('24 at Nevada)	-	-	-	1.0 ('24 at Nevada)	-	-
Loyall Mouzon	-	8 ('24 vs NIU)	-	-	-	1.0 ('24 vs NIU)	-	-
Sione Noa	-	6 ('24 at UNLV)	-	1.0 (3x)	-	1.5 ('24 at UNLV)	-	-
RJ Regan	-	2 ('24 at UM)	-	-	-	-	-	-
Jairus Satele	-	2 ('24 vs NIU)	-	1.0 ('24 vs NIU)	-	1.0 ('24 vs NIU)	-	-
Tim Thomas	-	3 ('24 vs NMST)	-	-	-	-	-	-
Ryan Wilson	-	7 ('24 at AFA)	-	-	-	-	-	-
Merhauti Xepera	-	3 (2x)	-	-	-	1.5 ('23 vs Kent St)	-	-

2024 SEASON STATS												
GAME-BY-GAME OFFENSIVE STARTERS												
DATE	OPPONENT	LT	LG	C	RG	RT	QB	RB	WR	WR	WR	TE
08/31	at No. 9 Michigan	Penright	Velez	Vavao	McHarg	Nelson	Keene	Gilliam	Moss	Dalena	Beachem (TE)	Boust
09/7	Sacramento State	Penright	Velez	Vavao	McHarg	Nelson	Keene	Sherrod	Moss	Dalena	Sharpe	Boust
09/14	New Mexico State	Penright	Velez	Vavao	Taumatololo	Nelson	Keene	Sherrod	Moss	Dalena	Sharpe	Boust
09/21	at New Mexico	Penright	McHarg	Velez	Taumatololo	Nelson	Keene	Gilliam	Moss	Dalena	Sharpe	Boust
09/28	at No. 23 UNLV	Penright	Velez	Vavao	Taumatololo	Nelson	Keene	Gilliam	Moss	Dalena	Sharpe	Boust
10/12	Washington State	Penright	Velez	Vavao	Fonua	Nelson	Keene	Gilliam	Moss	Dalena	Anderson (TE)	Boust
10/18	at Nevada	Penright	Velez	Vavao	Fonua	Nelson	Keene	Gilliam	Moss	Dalena	Sharpe	Boust
10/26	San Jose State	Taumatololo	Velez	Vavao	McHarg	Nelson	Keene	Gilliam	Moss	Dalena	Sharpe	Anderson
11/2	Hawaii	Taumatololo	Velez	Vavao	Fonua	Nelson	Keene	Gilliam	Moss	Dalena	Sharpe	Anderson
11/9	at Air Force	Spomer	Velez	Vavao	Penright	Nelson	Keene	Gilliam	Moss	Dalena	Grear	Anderson
11/23	Colorado State	Spomer	Velez	Vavao	Penright	Nelson	Keene	Donelson	Moss	Dalena	Grear	Anderson
11/30	at UCLA	Spomer	Fonua	Vavao	Penright	Nelson	Keene	Donelson	Moss	Dalena	Grear	Anderson
12/23	vs NIU	Spomer	Velez	Vavao	Penright	Nelson	Mandal	Donelson	Ravare	Dalena	James	Anderson
GAME-BY-GAME DEFENSIVE STARTERS												
DATE	OPPONENT	DE	DT	DT	DE	LB	LB	NKL	CB	S	S	CB
08/31	at No. 9 Michigan	Jacks	Lightfoot	Baumgartner	Bridges	Langley	Nomura	Bracha (S)	Hamilton	Clark	Davis	Lockridge
09/7	Sacramento State	Jacks	Lightfoot	Baumgartner	Bridges	Langley	Nomura	Bracha (S)	Hamilton	Clark	Davis	Lockridge
09/14	New Mexico State	Jacks	Lightfoot	Baumgartner	Bridges	Langley	Nomura	Agina (S)	Hamilton	Clark	Bracha	Neal
09/21	at New Mexico	Jacks	Lightfoot	Baumgartner	Bridges	Langley	Nomura	Agina (S)	Hamilton	Clark	Bracha	Lockridge
09/28	at No. 23 UNLV	Jacks	Lightfoot	Baumgartner	Noa	Langley	Nomura	Agina (S)	Hamilton	Clark	Davis	Lockridge
10/12	Washington State	Foreman	Lightfoot	Holmes	Bridges	Langley	Nomura	Embry	Hamilton	Clark	Davis	Lockridge
10/18	at Nevada	Jacks	Lightfoot	Baumgartner	Bridges	Langley	Nomura	Miller	Hamilton	Clark	Agina	Lockridge
10/26	San Jose State	Jacks	Lightfoot	Baumgartner	Bridges	Langley	Nomura	Embry	Hamilton	Clark	Davis	Lockridge
11/2	Hawaii	Jacks	Lightfoot	Baumgartner	Bridges	Langley	Nomura	Embry	Hamilton	Clark	Davis	Lockridge
11/9	at Air Force	Jacks	Lightfoot	Baumgartner	Bridges	Langley	Nomura	Miller	Hamilton	Agina	Davis	Neal
11/23	Colorado State	Noa	Lightfoot	Baumgartner	Bridges	Langley	Nomura	Embry	Hamilton	Clark	Davis	Neal
11/30	at UCLA	Jacks	Lightfoot	Baumgartner	Bridges	Langley	Nomura	Miller	Hamilton	Clark	Davis	Neal
12/23	vs NIU	Jacks	Asiata	Baumgartner	Bridges	Langley	Nomura	Miller	Hamilton	Clark	Davis	Mouzon
CAREER STARTS (AT FRESNO STATE ONLY)												
QBs	'19	'20	'21	'22	'23	'24	TOTAL	CONSECUTIVE				
Jayden Mandal	-	-	-	-	0	1	1	1				
RBs	'19	'20	'21	'22	'23	'24	TOTAL	CONSECUTIVE				
Elijah Gilliam	-	0	0	0	4	8	12					
Bryson Donelson	-	-	-	-	-	3	3	3				
WR	'19	'20	'21	'22	'23	'24	TOTAL	CONSECUTIVE				
Josiah Freeman	-	-	-	0	1	0	1					
TE	'19	'20	'21	'22	'23	'24	TOTAL	CONSECUTIVE				
Richie Anderson	-	-	-	-	0	7	7	6				
Kamron Beachem	-	-	0	0	0	1	1					
OL	'19	'20	'21	'22	'23	'24	TOTAL	CONSECUTIVE				
Jacob Spomer	-	-	-	14	10	4	28	4				
Toreon Penright	-	0	0	0	0	11	11	4				
Campbell McHarg	-	-	-	-	0	4	4					
Edward Fonua	-	-	-	-	0	4	4					
DL	'19	'20	'21	'22	'23	'24	TOTAL	CONSECUTIVE				
Sione Noa	-	-	-	0	0	2	2					
Merhauti Xepera	-	-	-	0	1	0	1					
Korey Foreman	-	-	-	-	-	1	1					
Auckland Asiata	-	-	-	-	-	1	1	1				
LB	'19	'20	'21	'22	'23	'24	TOTAL	CONSECUTIVE				
-												
DB/NKL	'19	'20	'21	'22	'23	'24	TOTAL	CONSECUTIVE				
Al'zillion Hamilton	-	-	0	0	10	13	23	14				
Jayden Davis	-	-	-	0	0	11	11	6				
Camryn Bracha	-	-	-	-	4	4	8					
Jakari Embry	-	-	-	-	-	4	4					
RL Miller	-	-	-	-	0	4	4	2				
Loyall Mouzon	-	-	-	-	-	1	1	1				

2024 SEASON STATS

MISCELLANEOUS STATS

LONG PLAYS (20 OR MORE YARDS)

	FS LONG PLAYS			OPPONENT LONG PLAYS		
	Rush	Pass	Total	Rush	Pass	Total
at No. 9 Michigan	0	2	2	1	1	2
Sacramento St	0	7	7	1	4	5
New Mexico St	3	4	7	1	1	2
at New Mexico	0	3	3	0	4	4
at UNLV	1	5	6	4	1	5
Washington St	2	2	4	1	1	2
at Nevada	0	2	2	0	3	3
San Jose St	0	5	5	2	5	7
Hawai'i	0	1	1	0	3	3
at Air Force	0	2	2	1	0	1
Colorado St	3	2	5	1	4	5
at UCLA	2	2	4	0	4	4
vs NIU	1	3	4	1	5	6
TOTALS	12	40	52	13	36	49

PENALTY NUMBERS

	FS PEN-YDS	OPP. PEN.-YDS
at No. 9 Michigan	3-19	5-70
Sacramento St	4-39	5-60
New Mexico St	7-80	8-90
at New Mexico	5-45	17-128
at UNLV	7-78	8-67
Washington St	12-91	5-57
at Nevada	6-46	6-36
San Jose St	4-36	8-70
Hawai'i	4-60	6-50
at Air Force	5-42	4-26
Colorado St	9-71	9-82
at UCLA	6-50	8-70
vs NIU	8-58	1-15
TOTALS	80-715	90-821

GAME-OPENING DRIVES

	[---Fresno State---]			[----- Opponent -----]		
	Pts.	1st Dwns	Yds.	Pts.	1st Dwns	Yds
at No. 9 Michigan	0	0	4	7	2	31
Sacramento St	8	1	75	0	1	20
New Mexico St	7	1	72	0	1	16
at New Mexico	0	0	5	0	0	13
at UNLV	0	1	22	0	0	9
Washington St	7	3	77	6	5	75
at Nevada	3	4	49	7	2	75
San Jose St	3	3	60	7	2	75
Hawai'i	7	4	83	7	5	75
at Air Force	7	3	59	7	6	75
Colorado St	7	1	80	7	3	77
at UCLA	0	1	21	0	2	30
vs NIU	0	0	4	0	0	0

TURNOVER TRACKER

	FS TURNOVERS	OPP. TURNOVERS
at No. 9 Michigan	2	1
Sacramento St	3	3
New Mexico St	0	3
at New Mexico	0	3
at UNLV	4	0
Washington St	2	2
at Nevada	1	0
San Jose St	1	4
Hawai'i	0	2
at Air Force	1	0
Colorado State	1	1
at UCLA	1	0
vs NIU	1	1
TOTALS	17	20

SECOND HALF-OPENING DRIVES

	[---Fresno State---]			[----- Opponent -----]		
	Pts.	1st Dwns	Yds.	Pts.	1st Dwns	Yds
at No. 9 Michigan	0	2	24	3	1	38
Sacramento St	0	0	7	7	5	75
New Mexico St	7	2	75	0	0	0
at New Mexico	3	4	57	0	1	12
at UNLV	0	2	35	7	3	75
Washington St	0	1	16	0	0	-2
at Nevada	0	1	24	0	2	41
San Jose St	7	3	75	0	0	6
Hawai'i	0	0	-1	0	0	-12
at Air Force	0	0	2	3	2	56
Colorado St	0	0	2	0	2	54
at UCLA	0	0	0	7	2	56
vs NIU	0	0	-2	7	3	76

2024 SEASON STATS

MISCELLANEOUS STATS

TOUCHDOWN BREAKDOWN

Total Touchdowns	43
Offensive	41
Rushing	20
Passing	20
Defensive	1
Interception	1
Fumble	0
Special Teams	1
Punt Return	1
Kickoff Return	0

TD PLAYS BY YARDAGE

0-9 Yards	24
10-19 Yards	9
20-39 Yards	4
40-49 Yards	1
50-99 Yards	5

TD DRIVES BY PLAYS

0-3 Plays	9
4-6 Plays	13
7-9 Plays	7
10+ Plays	13

TD DRIVES BY DISTANCE

0-19 Yards	2
20-39 Yards	7
40-59 Yards	9
60-79 Yards	14
80-99 Yards	9

TD DRIVES BY TIME

:00-:59	8
1:00-1:59	9
2:00-2:59	20
3:00-3:59	4
4:00+	10

TDS BY THE NUMBERS

PLAYS: Longest
14 (at UCLA, 11/30)

PLAYS: Shortest
1 (vs Sacramento State, 9/7)

YARDS: Longest
95 (at Nevada, 10/18)

YARDS: Shortest
12 (at New Mexico, 9/21)

TIME: Longest
6:13 (vs Sacramento State, 9/7)

TIME: Shortest
00:10 (vs Sacramento State, 9/7)

GAME CAPTAINS/COIN TOSS

Opponent	Game Captains	Coin Toss
No. 9 Michigan	Bridges, Keene, Nomura, Vavao	Loss, Receive
Sacramento State	Bridges, Bracha, Keene, Vavao	Loss, Receive
New Mexico State	Bridges, Keene, Nelson, Nomura	Win, Defer
at New Mexico	Bridges, Keene, Langley, Sherrod	Loss, Receive
at No. 23 UNLV	Boust, Keene, Nomura, Vavao	Loss, Receive
Washington State	Bridges, Keene, Mello, Vavao	Win, Defer
at Nevada	Bridges, Clark, Keene, Vavao	Win, Defer
San Jose State	Bridges, Dalena, Keene, Nomura	Win, Defer
Hawaii	Bridges, Keene, Nomura, Velez	Win, Defer
at Air Force	Baumgartner, Bridges, Keene, Vavao	Win, Receive
Colorado State	Agina, Bridges, Keene, Vavao	Win, Defer
at UCLA	Bridges, Keene, Langley, Vavao	Loss, Kickoff
vs NIU	Bridges, Nomura, Vavao	Loss, Receive

OFFENSIVE GAME-BY-GAME LEADERS

PASSING		RUSHING		RECEIVING YARDS	
Opponent	Player	Opponent	Player	Opponent	Player
at No. 9 Michigan	Keene	at No. 9 Michigan	Sherrod	at No. 9 Michigan	Moss
Sacramento State	Keene	Sacramento State	Sherrod	Sacramento State	Dalena
New Mexico State	Keene	New Mexico State	Sherrod	New Mexico State	Dalena
at New Mexico	Keene	at New Mexico	Gilliam	at New Mexico	Sharpe
at UNLV	Keene	at UNLV	Gilliam/Arceneaux	at UNLV	Sharpe
Washington State	Keene	Washington State	Gilliam	Washington State	Dalena
at Nevada	Keene	at Nevada	Gilliam	at Nevada	Gilliam
San Jose State	Keene	San Jose State	Gilliam	San Jose State	Moss/Dalena
Hawaii	Keene	Hawaii	Gilliam	Hawaii	Sharpe
at Air Force	Keene	at Air Force	Gilliam	at Air Force	Dalena
Colorado State	Keene	Colorado State	Donelson	Colorado State	Dalena
at UCLA	Keene	at UCLA	Donelson	at UCLA	Dalena
vs NIU	Wood	vs NIU	Donelson	vs NIU	Dalena

DEFENSIVE GAME-BY-GAME LEADERS

TACKLES		SACKS		TURNOVERS (INT/FR)	
Opponent	Player	Opponent	Player	Opponent	Player
at No. 9 Michigan	Bracha	at No. 9 Michigan	Christensen	at No. 9 Michigan	Lockridge
Sacramento State	Nomura	Sacramento State	-	Sacramento State	Lockridge, Nomura, Bracha
New Mexico State	Lockridge, Agina	New Mexico State	Foreman	New Mexico State	Lockridge
at New Mexico	Nomura	at New Mexico	-	at New Mexico	Hamilton, Neal, Jacks
at UNLV	Davis	at UNLV	-	at UNLV	-
Washington State	Langley	Washington State	Holmes, Jackson	Washington State	Clark, Embry
at Nevada	Langley	at Nevada	Langley	at Nevada	-
San Jose State	Langley	San Jose State	Clark, Hamilton	San Jose State	Lockridge
Hawaii	Jackson	Hawaii	Langley, Neal	Hawaii	Jackson, Davis
at Air Force	Nomura	at Air Force	-	at Air Force	-
Colorado State	Agina, Foreman, Clark, Embry	Colorado State	Foreman	Colorado State	Jackson
at UCLA	Hamilton, Clark	at UCLA	Clark, Phoenix	at UCLA	-
vs NIU	Nomura	vs NIU	Satele, Noa	vs NIU	Davis

2024 SEASON STATS

FRESNO STATE CHUNK PLAYS (53)

Yards	Opponent	Play	Result
75	Sacramento State	Keene pass to Dalena	TD
73	Air Force	Keene pass to Dalena	TD
71	Nevada	Keene pass to Gilliam	1st Down
69	New Mexico State	Keene pass to Dalena	TD
56	New Mexico State	Sharpe fumble recovery	1st Down
55	Sacramento State	Keene pass to Dalena	1st Down
54	NIU	Wood pass to Dalena	1st Down
49	New Mexico State	Keene pass to Moss	1st Down
48	New Mexico State	Sherrod rush	1st Down
43	San Jose State	Keene pass to Moss	TD
43	Colorado State	Donelson rush	1st Down
41	Sacramento State	Keene pass to Dalena	1st Down
38	Sacramento State	Keene pass to Dalena	1st Down
38	Colorado State	Keene pass to Sharpe	1st Down
38	UCLA	Keene pass to James	1st Down
35	San Jose State	Keene pass to Dalena	TD
34	Washington State	Keene pass to Freeman	TD
33	Colorado State	Donelson rush	1st Down
32	New Mexico State	Sherrod rush	1st Down
32	Air Force	Keene pass to Moss	1st Down
29	New Mexico	Keene pass to Dalena	1st Down
29	San Jose State	Keene pass to Dalena	1st Down
28	No. 9 Michigan	Keene pass to Moss	1st Down
28	UNLV	Keene pass to Sharpe	1st Down
28	Washington State	Keene pass to Dalena	1st Down
28	Colorado State	Keene pass to Dalena	TD
27	Nevada	Keene pass to Sharpe	1st Down
26	New Mexico	Sharpe pass to Beachem	TD
25	UNLV	Keene pass to Sharpe	1st Down
24	Washington State	Gilliam rush	1st Down
24	UCLA	Donelson rush	1st Down
23	No. 9 Michigan	Keene pass to Moss	1st Down
23	Sacramento State	Keene pass to Moss	1st Down
23	NIU	Donelson rush	1st Down
22	New Mexico State	Keene pass to Sharpe	1st Down
22	New Mexico State	Sharpe rush	1st Down
22	New Mexico	Keene pass to Moss	1st Down
22	UNLV	Keene pass to Dalena	1st Down
22	San Jose State	Keene pass to Gilliam	1st Down
21	Sacramento State	Keene pass to Dalena	1st Down
21	Sacramento State	Keene pass to Sherrod	1st Down
21	UNLV	Keene pass to Dalena	1st Down
21	Hawaii	Keene pass to Sharpe	1st Down
21	Colorado State	Donelson rush	1st Down
21	UCLA	Keene pass to Dalena	1st Down
21	NIU	Mandal pass to Dalena	1st Down
21	NIU	Wood pass to Dalena	1st Down
20	New Mexico State	Keene pass to Sharpe	1st Down
20	UNLV	Keene pass to Moss	1st Down
20	UNLV	Arceneaux rush	1st Down
20	Washington State	Gilliam rush	1st Down
20	San Jose State	Keene pass to Moss	1st Down
20	UCLA	Dalena rush	1st Down

FRESNO STATE SPECIAL TEAMS CHUNK PLAYS (6)

Yards	Opponent	Play	Result
89	Hawaii	Jackson INT return	TD
85	Sacramento State	Moss PR	TD
69	San Jose State	Hamilton INT return	SJSU24
41	Air Force	Moss KO return	FS41
35	San Jose State	Lockridge INT return	SJSU20
26	NIU	Davis INT return	NIU25

Only KO returns of 35 yards or more or INT & PR of 25 yards or more are included

OPPONENT CHUNK PLAYS (50)

Yards	Opponent	Play	Result
78	Sacramento State	Bennett pass to Gipson	TD
60	Colorado State	Fowler-Nicolosi pass to Person	1st Down
55	Nevada	Lewis pass to Smith	1st Down
53	UNLV	James rush	1st Down
46	Nevada	Lewis pass to Burleson II	TD
40	San Jose State	Eget pass to Lockhart	1st Down
36	Sacramento State	Conklin pass to Grover	TD
36	New Mexico	Dampier pass to Trujillo	1st Down
35	San Jose State	Eget pass to Nash	TD
35	UCLA	Garbers pass to Matavao	1st Down
34	UNLV	Williams pass to De Jesus	1st Down
33	Colorado State	Fowler-Nicolosi pass to Goodie	1st Down
32	Washington State	Mateer pass to Freeman	1st Down
31	Sacramento State	Conklin pass to Gipson	1st Down
31	Nevada	Purdy pass to Smith	1st Down
30	Sacramento State	Bennett pass to Grover	1st Down
30	Air Force	Harris rush	1st Down
29	San Jose State	Eget pass to Lockhart	1st Down
28	Hawaii	Schager pass to Curtis	1st Down
28	UCLA	Garbers pass to Mokiao-Atimalala	1st Down
28	NIU	Holst pass to Bryant	1st Down
27	New Mexico	Dampier pass to Wysong	1st Down
26	Sacramento State	Tau-Tolliver rush	1st Down
26	New Mexico	Dampier pass to Wysong	1st Down
26	New Mexico	Dampier pass to Wysong	1st Down
26	Colorado State	Fowler-Nicolosi pass to Olson	1st Down
26	UCLA	Garbers pass to Matavao	1st Down
26	NIU	Holst pass to Barnes	TD
25	San Jose State	Brown pass to Hurry	1st Down
25	San Jose State	Chalk rush	1st Down
25	NIU	Dimopoulos pass to Pardridge	TD
24	UNLV	Williams rush	1st Down
24	San Jose State	Eget pass to Hurry	1st Down
23	San Jose State	Chalk rush	1st Down
23	Hawaii	Schager pass to Ashlock	1st Down
22	Washington State	Parker rush	1st Down
22	Hawaii	Schager pass to Cenacle	1st Down
22	Colorado State	Fowler-Nicolosi pass to Ross	1st Down
21	No. 9 Michigan	Mullings rush	1st Down
21	New Mexico State	Awad pass to Smith	1st Down
21	UNLV	Williams rush	1st Down
21	UCLA	Garbers pass to Loya	1st Down
21	NIU	Holst pass to Pardridge	1st Down
20	No. 9 Michigan	Warren pass to Loveland	1st Down
20	New Mexico State	McGowan rush	1st Down
20	UNLV	Williams rush	1st Down
20	Colorado State	Marshall rush	1st Down
20	NIU	Holst pass to Appleget	1st Down
20	NIU	Holst rush	1st Down

OPPONENT SPECIAL TEAMS CHUNK PLAYS (4)

Yards	Opponent	Play	Result
90	UNLV	Thomas KO return	TD
86	No. 9 Michigan	Johnson INT return	TD
60	Washington State	O'Connor INT return	TD
28	Colorado State	Johnson PR	FS35

Only KO returns of 35 yards or more or INT & PR of 25 yards or more are included

2024 SEASON STATS



2024-25 Fresno St. Football Game Results All games

Page 1/1
as of May 02, 2025

Team Results

	Date	Opponent		Score	Overall	Conf	Time	Attend
	08/31/2024	at Michigan	L	10-30	0-1	0-0	3:20	110665
	09/07/2024	Sacramento St.	W	46-30	1-1	0-0	3:36	41031
	09/14/2024	New Mexico St.	W	48-0	2-1	0-0	3:01	39079
*	09/21/2024	at New Mexico	W	38-21	3-1	1-0	3:32	18019
*	09/28/2024	at UNLV	L	14-59	3-2	1-1	3:16	24638
	10/12/2024	Washington St.	L	17-25	3-3	1-1	3:33	41031
*	10/18/2024	at Nevada	W	24-21	4-3	2-1	3:14	18319
*	10/26/2024	San Jose St.	W	33-10	5-3	3-1	3:26	41343
*	11/02/2024	Hawaii	L	20-21	5-4	3-2	3:13	41575
*	11/09/2024	at Air Force	L	28-36	5-5	3-3	3:04	14794
*	11/23/2024	Colorado St.	W	28-22	6-5	4-3	3:45	39543
	11/30/2024	at UCLA	L	13-20	6-6	4-3	3:07	35018
	12/23/2024	vs NIU	Lot2	20-28	6-7	4-3	3:21	10359

2024 SEASON STATS



2024-25 Fresno St. Football Overall Team Statistics All games

Page 1/2
as of May 02, 2025

Team Statistics

	FRESNO	OPP
Scoring	339	323
Points per game	26.1	24.8
Points Off Turnovers	43	52
First Downs	245	271
Rushing	73	111
Passing	141	129
Penalty	31	31
Rushing Yardage	1276	1812
Yards gained rushing	1598	2086
Yards lost rushing	322	274
Rushing attempts	383	474
Average per rush	3.3	3.8
Average per game	98.2	139.4
TDs Rushing	21	14
Passing Yardage	3152	2811
Comp-Att-Int	300-432-14	256-469-15
Average per pass	7.3	6.0
Average per catch	10.5	11.0
Average per game	242.5	216.2
TDs Passing	20	21
Total offense	4428	4623
Total plays	815	943
Average per play	5.4	4.9
Average per game	340.6	355.6
Kick returns: #-Yards	23-336	26-533
Punt returns: #-Yards	20-240	11-142
Int returns: #-Yards	15-297	14-214
Kick return average	14.6	20.5
Punt return average	12.0	12.9
Int return average	19.8	15.3
Fumbles-Lost	9-3	14-5
Penalties-Yards	80-711	90-820
Average per game	54.7	63.1
Punts-Yards	59-2375	55-2307
Average per punt	40.3	41.9
Net punt average	37.1	37.3
Kickoffs-Yards	66-4148	64-3948
Average per kick	62.8	61.7
Net kick average	39.9	40.9
Time of possession / game	27:30	32:30
3rd-down conversion	64/162	67/191
3rd-down pct	40%	35%
4th-down conversion	8/19	21/37



2024 SEASON STATS



2024-25 Fresno St. Football Overall Team Statistics All games

Page 2/2
as of May 02, 2025

	FRESNO	OPP
4th-down pct	42%	57%
Sacks by-Yards	24-176	28-244
Misc Yards	0	0
Touchdowns scored	43	39
Field goals - attempts	13-20	17-19
On-Side kicks	0-2	0-2
Red-zone scores	(39-47) 83%	(42-52) 81%
Red-zone touchdowns	(33-47) 70%	(29-52) 56%
PAT-attempts	(38-39) 97%	(32-32) 100%
2-point conversion-attempts	(2-4) 50%	(3-7) 43%
Attendance	243602	221453
Games / Avg per game	6/40600	6/36909
Neutral site games	-	1/10359

Score by Periods

Team	1st	2nd	3rd	4th	OT	TOT
Fresno St.	87	126	69	50	7	339
Opponents	81	51	56	120	15	323



2024-25 Fresno St. Football Individual Statistics All games

Page 1/4
as of May 02, 2025

Rushing

Player	gp	att	gain	loss	net	avg	td	lg	avg/g
Elijah Gilliam	13	121	480	14	466	3.9	8	24	35.8
Bryson Donelson	12	77	463	1	462	6.0	3	43	38.5
Malik Sherrod	4	60	206	10	196	3.3	4	48	49.0
Joshua Wood	13	37	149	31	118	3.2	6	15	9.1
Johnathan Arceneaux	11	22	104	0	104	4.7	0	20	9.5
Raylen Sharpe	11	4	79	12	67	16.8	0	56	6.1
Mac Dalena	13	5	43	4	39	7.8	0	20	3.0
Nathan Acevedo	7	2	18	0	18	9.0	0	10	2.6
Jalen Moss	12	1	6	0	6	6.0	0	6	0.5
Jake Tarwater	7	1	1	0	1	1.0	0	1	0.1
Jayden Mandal	6	2	3	7	-4	-2.0	0	3	-0.7
Mikey Keene	12	47	46	240	-194	-4.1	0	14	-16.2
Team	13	4	0	3	-3	-0.8	0	0	-0.2
Total	13	383	1598	322	1276	3.3	21	56	98.2
Opponents	13	474	2086	274	1812	3.8	14	53	139.4

Passing

Player	gp	effic	comp-att-int	pct	yds	td	lg	avg/g
Mikey Keene	12	141.8	277-393-11	70.5	2892	18	75	241.0
Joshua Wood	13	127.4	18-28-1	64.3	195	1	54	15.0
Jayden Mandal	6	36.4	4-9-2	44.4	39	0	21	6.5
Raylen Sharpe	11	648.4	1-1-0	100.0	26	1	26	2.4
Team	13	0.0	0-1-0	0.0	0	0	0	0.0
Total	13	139.5	300-432-14	69.4	3152	20	75	242.5
Opponents	13	113.3	256-469-15	54.6	2811	21	78	216.2

Receiving

Player	gp	no.	yds	avg	td	lg	avg/g
Mac Dalena	13	64	1065	16.6	8	75	81.9
Raylen Sharpe	11	51	523	10.3	3	38	47.5
Jalen Moss	12	48	563	11.7	4	49	46.9
Elijah Gilliam	13	32	203	6.3	0	71	15.6
Bryson Donelson	12	21	94	4.5	1	14	7.8
Richie Anderson	13	18	147	8.2	0	18	11.3
Jordan Brown	13	9	77	8.6	0	13	5.9
Kamron Beachem	9	9	90	10.0	1	26	10.0
Nathan Acevedo	7	9	65	7.2	0	16	9.3
Malik Sherrod	4	8	38	4.8	0	21	9.5
Josiah Freeman	4	8	95	11.9	2	34	23.8
Jake Tarwater	7	5	20	4.0	0	10	2.9
Johnathan Arceneaux	11	4	42	10.5	0	16	3.8
Tim Gear Jr.	8	4	46	11.5	0	18	5.8
Lyndon Ravare	11	4	22	5.5	0	8	2.0
Jake Boust	12	3	20	6.7	0	9	1.7
Chedon James	5	2	41	20.5	0	38	8.2
Tyler Mello	13	1	1	1.0	1	1	0.1
Total	13	300	3152	10.5	20	75	242.5
Opponents	13	256	2811	11.0	21	78	216.2

Punt Returns

Player	no.	yds	avg	td	lg
Jalen Moss	18	231	12.8	1	85
Jordan Brown	1	8	8.0	0	8
Kosi Agina	1	0	0.0	0	0
Mac Dalena	0	1	0.0	0	1
Total	20	240	12.0	1	85
Opponents	11	142	12.9	1	30

Interceptions

Player	no.	yds	avg	td	lg
Cameron Lockridge	5	86	17.2	0	35
Julian Neal	2	9	4.5	0	9
Al'zillion Hamilton	2	73	36.5	0	69
Phoenix Jackson	2	89	44.5	1	89
Dean Clark	1	0	0.0	0	0
Justin Houston	1	0	0.0	0	0
Jayden Davis	1	26	26.0	0	26
Camryn Bracha	1	14	14.0	0	14
Total	15	297	19.8	1	89
Opponents	14	214	15.3	2	86

Kick Returns

Player	no.	yds	avg	td	lg
Jalen Moss	15	228	15.2	0	41
Malik Sherrod	3	56	18.7	0	29
Jordan Brown	3	16	5.3	0	16
Mac Dalena	1	36	36.0	0	36
Brock Lium	1	0	0.0	0	0
Total	23	336	14.6	0	41
Opponents	26	533	20.5	1	90

Fumbles Recovered

Player	no.	yds	avg	td	lg
Tuasivi Nomura	1	0	0.0	0	0
Jayden Davis	1	0	0.0	0	0
Jahzon Jacks	1	0	0.0	0	0
Jakari Embry	1	0	0.0	0	0
Cameron Lockridge	1	-2	-2.0	0	0
Total	5	-2	-0.4	0	0
Opponents	3	3	1.0	0	3

2024 SEASON STATS



2024-25 Fresno St. Football Individual Statistics All games

Page 2/4
as of May 02, 2025

Scoring

Player	td	fg	PAT						pts
			kick	rush	rcv	pass	dxp	saf	
Dylan Lynch	-	13-20	38-39	-	-	-	-	-	77
Mac Dalena	8	-	-	-	-	-	-	-	48
Elijah Gilliam	8	-	-	-	-	-	-	-	48
Joshua Wood	6	-	-	-	-	-	-	-	36
Jalen Moss	5	-	-	-	-	-	-	-	30
Malik Sherrod	4	-	-	-	-	-	-	-	24
Bryson Donelson	4	-	-	-	-	-	-	-	24
Raylen Sharpe	3	-	-	-	-	-	-	-	18
Josiah Freeman	2	-	-	-	-	-	-	-	12
Tyler Mello	1	-	-	-	-	-	-	-	6
Phoenix Jackson	1	-	-	-	-	-	-	-	6
Kamron Beachem	1	-	-	-	-	-	-	-	6
Jayden Mandal	-	-	-	1	-	1	-	-	2
Brock Lium	-	-	-	-	1	-	-	-	2
Total	43	13-20	38-39	1	1	1	0	0	339
Opponents	39	17-19	32-32	1	2	2	0	0	323

Field Goals

Player	fg	pct.	01-19	20-29	30-39	40-49	50-99	lg	blk
Dylan Lynch	13-20	65.0	0-0	1-1	5-7	7-11	0-1	48	0
Opponents	17-19	89.5	0-0	4-4	8-9	3-4	2-2	55	0

FG Sequence

Team Name	Fresno St.	Opponents
Michigan	(41)	(45),(53),(55)
Sacramento St.	(32),48,46	(34)
New Mexico St.	(36),(40)	
New Mexico	(36),(42),(31)	(20),(32)
Washington St.	36,52,(27)	(34),(23)
Nevada	(44)	
San Jose St.	(33),(48)	42,(37)
UCLA	(48),(42)	(23),(40)
NIU	49,42,35	(29),(34),35
UNLV		(45)
Air Force		(35),(37),(36)

Numbers in parentheses indicate field goal was made

Total Offense

Player	g	plays	rush	pass	total	avg/g
Mikey Keene	12	440	-194	2892	2698	224.8
Elijah Gilliam	13	121	466	0	466	35.8
Bryson Donelson	12	77	462	0	462	38.5
Joshua Wood	13	65	118	195	313	24.1
Malik Sherrod	4	60	196	0	196	49.0
Johnathan Arceneaux	11	22	104	0	104	9.5
Raylen Sharpe	11	5	67	26	93	8.5
Mac Dalena	13	5	39	0	39	3.0
Jayden Mandal	6	11	-4	39	35	5.8
Nathan Acevedo	7	2	18	0	18	2.6
Jalen Moss	12	1	6	0	6	0.5
Jake Tarwater	7	1	1	0	1	0.1
Team	13	0	-3	0	-3	-0.2
Total	13	815	1276	3152	4428	340.6
Opponents	13	943	1812	2811	4623	355.6

Punting

Player	no.	yds	avg	lg	tb	fc	i20	50+	blk
Clay Lawrence	58	2375	40.9	59	5	29	19	3	0
Team	1	0	0.0	0	0	0	0	0	1
Total	59	2375	40.3	59	5	29	19	3	1
Opponents	55	2307	41.9	61	3	16	16	9	1

Kickoffs

Player	no.	yds	avg	tb	ob	retn	net	ydln
Dylan Lynch	66	4148	62.8	35	1			
Total	66	4148	62.8	35	1	24	39.9	25
Opponents	64	3948	61.7	37	1	23	40.9	24



2024-25 Fresno St. Football
Individual Statistics
All games

Page 3/4
as of May 02, 2025

All Purpose

Player	g	rush	rcv	pr	kr	ir	total	avg/g
Mac Dalena	13	39	1065	1	36	0	1141	87.8
Jalen Moss	12	6	563	231	228	0	1028	85.7
Elijah Gilliam	13	466	203	0	0	0	669	51.5
Raylen Sharpe	11	67	523	0	0	0	590	53.6
Bryson Donelson	12	462	94	0	0	0	556	46.3
Malik Sherrod	4	196	38	0	56	0	290	72.5
Richie Anderson	13	0	147	0	0	0	147	11.3
Johnathan Arceneaux	11	104	42	0	0	0	146	13.3
Joshua Wood	13	118	0	0	0	0	118	9.1
Jordan Brown	13	0	77	8	16	0	101	7.8
Josiah Freeman	4	0	95	0	0	0	95	23.8
Kamron Beachem	9	0	90	0	0	0	90	10.0
Phoenix Jackson	11	0	0	0	0	89	89	8.1
Cameron Lockridge	9	0	0	0	0	86	86	9.6
Nathan Acevedo	7	18	65	0	0	0	83	11.9
Al'zillion Hamilton	13	0	0	0	0	73	73	5.6
Tim Grear Jr.	8	0	46	0	0	0	46	5.8
Chedon James	5	0	41	0	0	0	41	8.2
Jayden Davis	13	0	0	0	0	26	26	2.0
Lyndon Ravare	11	0	22	0	0	0	22	2.0
Jake Tarwater	7	1	20	0	0	0	21	3.0
Jake Boust	12	0	20	0	0	0	20	1.7
Camryn Bracha	4	0	0	0	0	14	14	3.5
Julian Neal	12	0	0	0	0	9	9	0.8
Tyler Mello	13	0	1	0	0	0	1	0.1
Jayden Mandal	6	-4	0	0	0	0	-4	-0.7
Mikey Keene	12	-194	0	0	0	0	-194	-16.2
Team	13	-3	0	0	0	0	-3	-0.2
Total	13	1276	3152	240	336	297	5301	407.8
Opponents	13	1812	2811	142	533	214	5512	424.0

2024 SEASON STATS



2024-25 Fresno St. Football Overall Defense Statistics All games

Page 1/2
as of May 02, 2025

Team Defense

			Tackles				Sacks	Pass defense			Fumbles		blkd	
##	Player	gp	ua	a	tot	tfl/yds	no-yds	int-yds	brup	qbh	fr-yds	ff	kick	saf
8	Tuasivi Nomura	13	66	44	110	7-27	.	.	4	2	1-0	.	.	.
9	Malachi Langley	13	48	38	86	4-37	3-36	.	.	7	.	2	.	.
32	Dean Clark	12	34	29	63	3.5-25	2-23	1-0	5	3
3	Al'zillion Hamilton	13	35	17	52	4.5-21	1-9	2-73	13	1	.	2	.	.
11	Jayden Davis	13	27	24	51	1-0	.	1-26	2	.	1-0	.	.	.
5	Devo Bridges	12	20	28	48	7.5-18	1.5-7	.	.	8
7	Phoenix Jackson	11	29	19	48	6.5-43	4-36	2-89	4	5	.	1	.	.
10	Kosi Agina	13	22	21	43	2-14	.	.	2	.	.	1	1	.
1	Cameron Lockridge	9	20	19	39	2-7	.	5-86	7	.	1--2	1	.	.
17	Jakari Embry	13	20	17	37	1.5-4	.	.	1	1	1-0	.	.	.
92	Gavriel Lightfoot	12	11	26	37	1.5-2	.	.	1
15	Julian Neal	12	22	13	35	5-19	1-12	2-9	6
23	Jacob Holmes	12	14	10	24	7.5-25	3.5-15	.	.	3
0	Korey Foreman	12	18	6	24	5-33	3-25	.	2	4	.	3	.	.
98	Kavika Baumgartner	13	7	15	22	0.5-1	.	.	1
97	Jahzon Jacks	12	8	13	21	0.5-0	1-0	.	.	.
22	Camryn Bracha	4	10	9	19	1-2	.	1-14	3
4	RL Miller	10	6	10	16	1-10	.	.	.	1
54	Sione Noa	13	5	11	16	2.5-3	1-1	.	.	3
37	Ryan Wilson	11	5	9	14
53	Steven Scheidt	13	3	7	10
42	Tyler Mello	13	4	6	10
39	Loyall Mouzon	3	7	1	8	1-2	.	.	1
89	Mordecai Hines	4	4	4	8	2-0	1.5-0
26	Tim Thomas	13	6	1	7
56	Jairus Satele	10	2	4	6	1-3	1-3
91	Auckland Asiata	10	3	3	6	1.5-1	0.5-0	.	.	1
19	Zeke Branham	12	1	3	4
25	Justin Johnson	10	2	1	3
0	Mac Dalena	13	3	.	3
13	Justin Houston	4	1	2	3	1-4	.	1-0
88	Merhauti Xepera	10	.	2	2
99	Ezra Christensen	5	1	1	2	1-9	1-9	.	.	1
20	R.J. Regan	1	2	.	2
43	Augustus Remlinger	12	1	1	2
33	Makei Thompson	11	1	1	2
29	Jaden Carrillo	6	1	1	2
46	Dylan Lynch	13	2	.	2
86	Jake Boust	12	2	.	2
87	Jake Tarwater	7	.	1	1	0.5-0
88	Richie Anderson	13	1	.	1	1	.	.



2024 SEASON STATS



2024-25 Fresno St. Football Overall Defense Statistics All games

Page 2/2
as of May 02, 2025

##	Player	gp	Tackles				Sacks	Pass defense			Fumbles		blkd	
			ua	a	tot	tfl/yds		int-yds	brup	qbh	fr-yds	ff	kick	saf
44	Deijon Laffitte	4	.	1	1
26	Bryson Donelson	12	1	.	1
33	Elijah Gilliam	13	1	.	1
49	Clay Lawrence	13	1	.	1
76	Kingsley Ugwu	13	1	.	1
Totals		13	478	418	896	72-310	24-176	15-297	52	40	5--2	11	1	0
Opponents		13	466	324	790	64-342	28-244	14-214	34	15	3-3	6	2	0

2024 SEASON STATS



2024-25 Fresno St. Football Team Game-by-Game All games

Page 1/2
as of May 02, 2025

Date	Opponent	Rushing				Receiving				Passing				Kick Returns				Punt Returns				tot off
		no.	yds	td	lg	no.	yds	td	lg	cmp-att-int	yds	td	lg	no.	yds	td	lg	no.	yds	td	lg	
08/31/2024	at Michigan	22	9	0	9	22	235	1	28	22-36-2	235	1	28	0	0	0	0	1	3	0	3	244
09/07/2024	Sacramento St.	44	155	3	18	24	358	2	75	24-35-2	358	2	75	1	21	0	21	4	89	1	85	513
09/14/2024	New Mexico St.	43	281	4	56	14	244	2	69	14-25-0	244	2	69	0	0	0	0	3	34	0	20	525
09/21/2024	at New Mexico	33	93	2	12	27	252	2	29	27-34-0	252	2	29	0	0	0	0	0	0	0	0	345
09/28/2024	at UNLV	31	30	1	20	28	316	1	28	28-45-4	316	1	28	2	35	0	29	0	0	0	0	346
10/12/2024	Washington St.	27	118	1	24	24	220	1	34	24-36-2	220	1	34	4	45	0	20	2	38	0	19	338
10/18/2024	at Nevada	38	126	3	14	13	190	0	71	13-20-1	190	0	71	1	0	0	0	0	0	0	0	316
10/26/2024	San Jose St.	40	126	1	11	30	275	3	43	30-41-1	275	3	43	1	0	0	0	2	22	0	20	401
11/02/2024	Hawaii	21	19	1	10	25	157	1	21	25-31-0	157	1	21	3	29	0	15	3	24	0	24	176
11/09/2024	at Air Force	12	-5	1	12	23	289	3	73	23-26-1	289	3	73	3	79	0	41	0	0	0	0	284
11/23/2024	Colorado St.	32	145	2	43	21	186	2	38	21-29-0	186	2	38	3	33	0	18	3	22	0	14	331
11/30/2024	at UCLA	13	62	0	24	30	219	1	38	30-45-0	219	1	38	3	42	0	18	1	7	0	7	281
12/23/2024	vs NIU	27	117	2	23	19	211	1	54	19-29-1	211	1	54	2	52	0	36	1	1	0	1	328
Fresno St.		383	1276	21	56	300	3152	20	75	300-432-14	3152	20	75	23	336	0	41	20	240	1	85	4428
Opponents		474	1812	14	53	256	2811	21	78	256-469-15	2811	21	78	26	533	1	90	11	142	1	30	4623

Fresno St. Averages

Games	Avg/ rush	Avg/ catch	Pass effic	KR avg	PR avg	All purpose avg/game	Total offense avg/game
13	3.3	10.5	139.5	14.6	12.0	407.8	340.6

Date	Opponent	Tackles				Sacks	Fumble	Pass Defense			blkd	PAT attempts				off		
		ua	a	total	tfl-yds	no-yds	ff	fr-yds	int-yds	qbh	brup	kick	kick	rush	rcv	saf	t/o	pts
08/31/2024	at Michigan	37	30	67	4.0-15	1-9	0	0-0	1-33	2	1	0	1-1	0	0	0	0	10
09/07/2024	Sacramento St.	31	24	55	5.0-10	0-0	2	2--2	1-14	7	6	0	5-5	1	0	0	3	46
09/14/2024	New Mexico St.	25	34	59	8.0-26	5-17	2	0-0	3-18	3	6	0	6-6	0	0	0	3	48
09/21/2024	at New Mexico	44	28	72	4.0-10	0-0	1	1-0	2-4	3	5	0	3-3	0	1	0	15	38
09/28/2024	at UNLV	29	44	73	3.0-8	0-0	0	0-0	0-0	0	2	0	2-2	0	0	0	0	14
10/12/2024	Washington St.	41	10	51	10.0-36	4-28	1	1-0	1-0	0	3	0	2-2	0	0	0	0	17
10/18/2024	at Nevada	37	32	69	7.0-57	4-34	1	0-0	0-0	3	4	0	3-3	0	0	0	0	24
10/26/2024	San Jose St.	29	14	43	3.0-28	2-25	1	0-0	4-113	4	5	0	3-3	0	0	0	9	33
11/02/2024	Hawaii	33	44	77	10.0-59	2-32	2	1-0	1-89	10	7	0	2-3	0	0	0	7	20
11/09/2024	at Air Force	35	84	119	2.0-2	0-0	0	0-0	0-0	0	0	0	4-4	0	0	0	0	28
11/23/2024	Colorado St.	48	16	64	3.0-16	1-9	0	0-0	1-0	3	4	0	4-4	0	0	0	0	28
11/30/2024	at UCLA	42	30	72	6.0-30	3-18	1	0-0	0-0	1	5	0	1-1	0	0	0	0	13
12/23/2024	vs NIU	47	28	75	7.0-13	2-4	0	0-0	1-26	4	4	1	2-2	0	0	0	6	20
Fresno St.		478	418	896	72.0-310	24-176	11	5--2	15-297	40	52	1	38-39	1	1	0	43	339
Opponents		466	324	790	64.0-342	28-244	6	3-3	14-214	15	34	2	32-32	1	2	0	52	323

Date	Opponent	Punting										Field Goals			Kickoffs			
		no.	yds	avg	long	blkd	tb	fc	50+	i20	md-att	long	blkd	no.	yds	avg	tb	ob
08/31/2024	at Michigan	7	295	42.1	49	0	1	2	0	3	1-1	41	0	3	191	63.7	0	0
09/07/2024	Sacramento St.	4	155	38.8	47	0	1	2	0	0	1-3	32	0	8	505	63.1	3	0
09/14/2024	New Mexico St.	5	185	37.0	45	0	1	4	0	1	2-2	40	0	9	578	64.2	5	0
09/21/2024	at New Mexico	3	132	44.0	47	0	1	1	0	1	3-3	42	0	8	512	64.0	5	0
09/28/2024	at UNLV	5	147	29.4	44	1	0	2	0	2	0-0	0	0	3	192	64.0	1	0
10/12/2024	Washington St.	2	93	46.5	53	0	0	1	1	1	1-3	27	0	4	260	65.0	4	0
10/18/2024	at Nevada	4	163	40.8	43	0	0	2	0	3	1-1	44	0	5	310	62.0	1	0
10/26/2024	San Jose St.	4	143	35.8	41	0	0	2	0	0	2-2	48	0	7	446	63.7	5	0
11/02/2024	Hawaii	7	306	43.7	50	0	0	4	1	4	0-0	0	0	4	257	64.3	3	0
11/09/2024	at Air Force	1	42	42.0	42	0	0	0	0	0	0-0	0	0	4	260	65.0	4	0
11/23/2024	Colorado St.	7	302	43.1	49	0	0	2	0	3	0-0	0	0	5	307	61.4	2	0





2024-25 Fresno St. Football

Team Game-by-Game

All games

Page 2/2

as of May 02, 2025

Date	Opponent	Punting										Field Goals			Kickoffs				
		no.	yds	avg	long	blkd	tb	fc	50+	i20		md-att	long	blkd	no.	yds	avg	tb	ob
11/30/2024	at UCLA	7	284	40.6	49	0	0	6	0	1		2-2	48	0	3	147	49.0	1	1
12/23/2024	vs NIU	3	128	42.7	59	0	1	1	1	0		0-3	0	0	3	183	61.0	1	0
Fresno St.		59	2375	40.3	59	1	5	29	3	19		13-20	48	0	66	4148	62.8	35	1
Opponents		55	2307	41.9	61	1	3	16	9	16		17-19	55	0	64	3948	61.7	37	1

2024 SEASON STATS



2024-25 Fresno St. Football Opponents Game-by-Game All games

Page 1/2
as of May 02, 2025

Date	Opponent	Rushing				Receiving				Passing				Kick Returns				Punt Returns				tot off
		no.	yds	td	lg	no.	yds	td	lg	cmp-att-int	yds	td	lg	no.	yds	td	lg	no.	yds	td	lg	
08/31/2024	at Michigan	34	148	0	21	16	121	2	20	16-27-1	121	2	20	3	74	0	27	2	32	0	22	269
09/07/2024	Sacramento St.	25	112	0	26	26	357	4	78	26-51-1	357	4	78	3	37	0	15	0	0	0	0	469
09/14/2024	New Mexico St.	32	77	0	20	11	61	0	21	11-29-3	61	0	21	4	58	0	22	0	0	0	0	138
09/21/2024	at New Mexico	28	147	1	19	33	338	1	36	33-53-2	338	1	36	3	60	0	31	1	3	0	3	485
09/28/2024	at UNLV	39	252	3	53	14	198	3	34	14-17-0	198	3	34	2	114	1	90	2	61	1	30	450
10/12/2024	Washington St.	34	123	2	22	17	172	0	32	17-35-1	172	0	32	0	0	0	0	0	0	0	0	295
10/18/2024	at Nevada	39	84	2	14	16	211	1	55	16-25-0	211	1	55	4	80	0	23	0	0	0	0	295
10/26/2024	San Jose St.	18	101	0	25	21	284	1	40	21-51-4	284	1	40	1	15	0	15	0	0	0	0	385
11/02/2024	Hawaii	36	102	0	13	29	244	3	28	29-53-1	244	3	28	0	0	0	0	1	1	0	1	346
11/09/2024	at Air Force	80	344	3	30	2	14	1	11	2-6-0	14	1	11	0	0	0	0	1	3	0	3	358
11/23/2024	Colorado St.	29	87	2	12	26	315	1	60	26-51-1	315	1	60	3	35	0	19	3	43	0	28	402
11/30/2024	at UCLA	32	74	1	9	26	289	1	35	26-40-0	289	1	35	1	34	0	34	1	-1	0	0	363
12/23/2024	vs NIU	48	161	0	20	19	207	3	28	19-31-1	207	3	28	2	26	0	14	0	0	0	0	368
Opponents		474	1812	14	53	256	2811	21	78	256-469-15	2811	21	78	26	533	1	90	11	142	1	30	4623
Fresno St.		383	1276	21	56	300	3152	20	75	300-432-14	3152	20	75	23	336	0	41	20	240	1	85	4428

Opponents Averages

Games	Avg/ rush	Avg/ catch	Pass effic	KR avg	PR avg	All purpose avg/game	Total offense avg/game
13	3.8	11.0	113.3	20.5	12.9	424.0	355.6

Date	Opponent	Tackles				Sacks	Fumble	Pass Defense			blkd	PAT attempts				off		
		ua	a	total	tfl-yds	no-yds	ff	fr-yds	int-yds	qbh	brup	kick	kick	rush	rcv	saf	t/o	pts
08/31/2024	at Michigan	30	18	48	6.0-37	3-30	0	0-0	2-91	2	4	0	3-3	0	0	0	14	30
09/07/2024	Sacramento St.	45	38	83	5.0-28	1-17	1	1-0	2-13	1	4	0	3-3	0	0	0	3	30
09/14/2024	New Mexico St.	32	38	70	2.0-11	1-7	1	0-0	0-0	3	2	0	0-0	0	0	0	0	0
09/21/2024	at New Mexico	30	44	74	2.0-6	1-4	0	0-0	0-0	0	2	0	1-1	1	0	0	0	21
09/28/2024	at UNLV	33	42	75	9.0-48	4-30	1	0-0	4-39	0	5	1	8-8	0	0	0	14	59
10/12/2024	Washington St.	38	10	48	4.0-32	2-24	0	0-0	2-60	0	1	0	1-1	0	0	0	6	25
10/18/2024	at Nevada	31	30	61	6.0-26	2-19	0	0-0	1-0	2	1	0	3-3	0	0	0	0	21
10/26/2024	San Jose St.	52	30	82	6.0-26	2-21	0	0-0	1-0	1	1	0	1-1	0	0	0	3	10
11/02/2024	Hawaii	34	20	54	10.0-46	4-28	0	0-3	0-0	1	1	1	3-3	0	0	0	0	21
11/09/2024	at Air Force	23	14	37	3.0-20	2-17	0	0-0	1-0	0	2	0	3-3	0	0	0	6	36
11/23/2024	Colorado St.	37	22	59	5.0-29	2-17	1	1-0	0-0	0	3	0	2-2	0	1	0	0	22
11/30/2024	at UCLA	41	10	51	4.0-13	2-10	2	1-0	0-0	2	7	0	2-2	0	0	0	3	20
12/23/2024	vs NIU	40	8	48	2.0-20	2-20	0	0-0	1-11	3	1	0	2-2	0	1	0	3	28
Opponents		466	324	790	64.0-342	28-244	6	3-3	14-214	15	34	2	32-32	1	2	0	52	323
Fresno St.		478	418	896	72.0-310	24-176	11	5--2	15-297	40	52	1	38-39	1	1	0	43	339

Date	Opponent	Punting										Field Goals			Kickoffs			
		no.	yds	avg	long	blkd	tb	fc	50+	i20	md-att	long	blkd	no.	yds	avg	tb	ob
08/31/2024	at Michigan	4	163	40.8	44	0	0	3	0	1	3-3	55	0	7	455	65.0	7	0
09/07/2024	Sacramento St.	7	319	45.6	54	0	0	1	1	3	1-1	34	0	6	375	62.5	5	0
09/14/2024	New Mexico St.	10	433	43.3	54	0	0	3	1	3	0-0	0	0	1	65	65.0	1	0
09/21/2024	at New Mexico	2	78	39.0	43	0	0	1	0	0	2-2	32	0	4	235	58.8	3	0
09/28/2024	at UNLV	2	75	37.5	39	0	0	0	0	1	1-1	45	0	10	650	65.0	8	0
10/12/2024	Washington St.	3	154	51.3	54	0	1	0	2	0	2-2	34	0	6	353	58.8	1	1
10/18/2024	at Nevada	5	177	35.4	44	0	0	3	0	2	0-0	0	0	4	240	60.0	2	0
10/26/2024	San Jose St.	5	225	45.0	54	0	0	3	1	2	1-2	37	0	3	190	63.3	2	0
11/02/2024	Hawaii	4	189	47.3	48	0	0	0	0	1	0-0	0	0	4	226	56.5	1	0
11/09/2024	at Air Force	0	0	0.0	0	0	0	0	0	0	3-3	37	0	7	455	65.0	4	0
11/23/2024	Colorado St.	6	198	33.0	53	0	0	0	1	0	0-0	0	0	3	147	49.0	0	0





2024-25 Fresno St. Football

Opponents Game-by-Game

All games

Page 2/2

as of May 02, 2025

Date	Opponent	Punting										Field Goals			Kickoffs				
		no.	yds	avg	long	blkd	tb	fc	50+	i20		md-att	long	blkd	no.	yds	avg	tb	ob
11/30/2024	at UCLA	5	244	48.8	61	0	2	2	2	3		2-2	40	0	5	315	63.0	2	0
12/23/2024	vs NIU	2	52	26.0	52	1	0	0	1	0		2-3	34	0	4	242	60.5	1	0
Opponents		55	2307	41.9	61	1	3	16	9	16		17-19	55	0	64	3948	61.7	37	1
Fresno St.		59	2375	40.3	59	1	5	29	3	19		13-20	48	0	66	4148	62.8	35	1

2024 SEASON STATS



2024-25 Fresno St. Football Passing Game-by-Game All games

Page 1/1
as of May 02, 2025

#1 Mikey Keene	Comp	Att	Int	Pct	Yards	TD	Long	Sacked	Effic.
Michigan	22	36	2	61.1	235	1	28	3-30	114.0
Sacramento St.	24	35	2	68.6	358	2	75	1-17	161.9
New Mexico St.	12	22	0	54.5	221	2	69	0-0	168.9
New Mexico	26	33	0	78.8	226	1	29	1-4	146.3
UNLV	27	41	2	65.9	316	1	28	4-30	128.9
Washington St.	24	36	2	66.7	220	1	34	2-24	116.1
Nevada	13	20	1	65.0	190	0	71	2-19	134.8
San Jose St.	30	41	1	73.2	275	3	43	2-21	148.8
Hawaii	25	31	0	80.6	157	1	21	4-28	133.8
Air Force	23	26	1	88.5	289	3	73	2-17	212.2
Colorado St.	21	29	0	72.4	186	2	38	2-17	149.0
UCLA	30	43	0	69.8	219	1	38	2-10	120.2
Totals	277	393	11	70.5	2892	18	75	25-217	141.8

#3 Joshua Wood	Comp	Att	Int	Pct	Yards	TD	Long	Sacked	Effic.
New Mexico St.	1	1	0	100.0	15	0	15	0-0	226.0
UNLV	1	3	1	33.3	0	0	0	0-0	-33.3
UCLA	0	1	0	0.0	0	0	0	0-0	0.0
NIU	16	23	0	69.6	180	1	54	2-20	149.7
Totals	18	28	1	64.3	195	1	54	2-20	127.4

#7 Jayden Mandal	Comp	Att	Int	Pct	Yards	TD	Long	Sacked	Effic.
New Mexico St.	1	2	0	50.0	8	0	8	1-7	83.6
UNLV	0	1	1	0.0	0	0	0	0-0	-200.0
NIU	3	6	1	50.0	31	0	21	0-0	60.1
Totals	4	9	2	44.4	39	0	21	1-7	36.4

#11 Raylen Sharpe	Comp	Att	Int	Pct	Yards	TD	Long	Sacked	Effic.
New Mexico	1	1	0	100.0	26	1	26	0-0	648.4
Totals	1	1	0	100.0	26	1	26	0-0	648.4

2024 SEASON STATS



2024-25 Fresno St. Football Rushing/Receiving Game-by-Game All games

Page 1/1
as of May 02, 2025

Rushing

Player	No-Yds/TD	Mich	SacSt	NMSU	UNM	UNLV	WSU	Nevada	SJSU	Hawaii	USAFA	CSU	UCLA	NIU
Elijah Gilliam	121-466/8	4-12/0	12-48/0	7-31/1	18-54/1	7-30/0	20-120/1	20-66/2	15-56/1	10-25/1	4-15/1	3-8/0	1-1/0	-
Bryson Donelson	77-462/3	-	DNP	12-58/0	8-32/1	1-1/0	2-15/0	9-52/0	8-29/0	3-10/0	1-2/0	12-140/1	6-41/0	15-82/1
Malik Sherrod	60-196/4	14-24/0	22-54/2	15-113/1	DNP	9-5/1	DNP	DNP	DNP	DNP	DNP	DNP	DNP	DNP
Mikey Keene	47--194/0	3--30/0	3-1/0	1-1/0	2--9/0	7--34/0	4--22/0	4--15/0	6--9/0	4--28/0	4--25/0	6--16/0	3--8/0	DNP
Joshua Wood	37-118/6	1-3/0	2-15/1	3-4/2	3-16/0	2-2/0	1-5/0	2-6/1	3-17/0	4-12/0	1--3/0	4-9/1	-	11-32/1
Johnathan Arceneaux	22-104/0	DNP	1-3/0	2-7/0	DNP	4-30/0	-	2-9/0	6-33/0	-	2-6/0	4-9/0	1-7/0	-
Mac Dalena	5-39/0	-	1-18/0	-	1-1/0	1--4/0	-	-	-	-	-	1-4/0	1-20/0	-
Raylen Sharpe	4-67/0	-	-	2-74/0	-	-	-	-	1-1/0	-	DNP	1--8/0	-	DNP
Nathan Acevedo	2-18/0	-	1-10/0	-	-	-	DNP	1-8/0	-	DNP	DNP	DNP	DNP	DNP
Jayden Mandal	2--4/0	DNP	-	1--7/0	-	-	DNP	DNP	DNP	DNP	-	DNP	DNP	1-3/0
Jalen Moss	1-6/0	-	1-6/0	-	-	-	-	-	-	-	-	-	-	DNP
Jake Tarwater	1-1/0	DNP	DNP	DNP	DNP	DNP	-	DNP	-	-	-	-	1-1/0	-

Receiving

Player	No-Yds/TD	Mich	SacSt	NMSU	UNM	UNLV	WSU	Nevada	SJSU	Hawaii	USAFA	CSU	UCLA	NIU
Mac Dalena	64-1065/8	6-67/0	7-235/1	2-82/2	3-47/0	4-70/1	4-61/0	4-45/0	5-85/1	5-38/0	4-89/2	7-81/1	7-47/0	6-118/0
Raylen Sharpe	51-523/3	2-23/1	2-3/0	5-58/0	6-49/0	10-116/0	6-60/0	2-37/0	4-36/0	5-48/1	DNP	5-58/0	4-35/1	DNP
Jalen Moss	48-563/4	6-97/0	5-57/0	1-49/0	3-40/0	6-76/0	3-20/0	2-7/0	6-85/2	4-21/0	6-75/1	2-22/1	4-14/0	DNP
Elijah Gilliam	32-203/0	1--3/0	2-5/0	1-15/0	4-15/0	1-12/0	4-8/0	2-74/0	5-32/0	3-17/0	1-2/0	3-4/0	2-8/0	3-14/0
Bryson Donelson	21-94/1	-	DNP	-	-	1-6/0	1-14/0	-	4-7/0	2--10/0	1-5/0	-	9-44/0	3-28/1
Richie Anderson	18-147/0	-	1-3/0	-	1-7/0	-	-	1-1/0	2-21/0	2-14/0	5-60/0	3-13/0	2-23/0	1-5/0
Kamron Beachem	9-90/1	2-19/0	1-19/0	-	2-31/1	2-17/0	2-4/0	-	DNP	-	-	DNP	DNP	DNP
Jordan Brown	9-77/0	-	1-11/0	1-2/0	-	-	-	-	1-6/0	1-10/0	1-10/0	-	-	4-38/0
Nathan Acevedo	9-65/0	2-19/0	1-5/0	1-8/0	1-6/0	-	DNP	2-26/0	2-1/0	DNP	DNP	DNP	DNP	DNP
Josiah Freeman	8-95/2	DNP	DNP	-	5-46/1	1-10/0	2-39/1	DNP	DNP	DNP	DNP	DNP	DNP	DNP
Malik Sherrod	8-38/0	2-10/0	3-19/0	-	DNP	3-9/0	DNP	DNP	DNP	DNP	DNP	DNP	DNP	DNP
Jake Tarwater	5-20/0	DNP	DNP	DNP	DNP	DNP	-	DNP	1-2/0	2-5/0	1-3/0	-	1-10/0	-
Tim Grear Jr.	4-46/0	DNP	DNP	DNP	-	-	2-14/0	DNP	-	-	2-26/0	-	-	DNP
Johnathan Arceneaux	4-42/0	DNP	-	1-15/0	DNP	-	-	-	-	-	2-19/0	1-8/0	-	-
Lyndon Ravare	4-22/0	-	DNP	-	1-6/0	DNP	-	-	-	1-8/0	-	-	-	2-8/0
Jake Boust	3-20/0	-	-	2-15/0	1-5/0	-	-	-	-	DNP	-	-	-	-
Chedon James	2-41/0	1-3/0	DNP	DNP	DNP	DNP	DNP	DNP	DNP	DNP	-	-	1-38/0	-
Tyler Mello	1-1/1	-	1-1/1	-	-	-	-	-	-	-	-	-	-	-

2024 SEASON STATS



2024-25 Fresno St. Football Total Tackles Game-by-Game All games

Page 1/1
as of May 02, 2025

Total Tackles

Player	S-A	Total	Mich	SacSt	NMSU	UNM	UNLV	WSU	Nevada	SJSU	Hawaii	USAFA	CSU	UCLA	NIU
Tuasivi Nomura	66-44	110	2-4	9-4	2-3	12-4	2-3	2-2	3-4	2-2	7-1	9-9	3-1	4-3	9-4
Malachi Langley	48-38	86	3-4	2-1	0-1	3-0	0-4	7-2	7-6	8-0	4-4	5-8	1-1	2-2	6-5
Dean Clark	34-29	63	2-3	1-1	1-1	7-4	1-5	3-2	1-1	4-2	1-2	DNP	4-2	6-4	3-2
Al'zillion Hamilton	35-17	52	2-0	1-1	-	5-1	3-3	1-0	3-1	3-0	4-2	0-3	4-1	7-3	2-2
Jayden Davis	27-24	51	0-1	3-2	-	1-2	6-1	1-0	1-1	3-1	2-3	1-10	3-1	4-0	2-2
Phoenix Jackson	29-19	48	2-1	4-1	0-1	2-2	2-3	4-0	4-0	0-1	3-6	DNP	4-0	4-4	DNP
Devo Bridges	20-28	48	1-3	0-3	1-1	1-2	DNP	1-0	4-3	0-1	2-5	3-7	4-1	1-2	2-0
Kosi Agina	22-21	43	0-2	2-3	4-2	2-2	-	2-1	2-2	0-1	2-0	0-6	6-0	1-1	1-1
Cameron Lockridge	20-19	39	3-3	1-1	3-3	3-2	2-4	4-0	0-2	3-4	1-0	DNP	DNP	DNP	DNP
Jakari Embry	20-17	37	-	0-1	1-1	-	1-0	2-0	-	2-1	2-6	2-4	4-2	1-0	5-2
Gavriel Lightfoot	11-26	37	2-2	1-1	0-4	0-1	0-1	0-1	1-1	1-0	2-6	3-3	0-3	1-3	DNP
Julian Neal	22-13	35	2-0	1-0	1-0	1-1	2-3	3-0	0-1	2-0	1-1	3-6	2-0	4-1	DNP
Korey Foreman	18-6	24	1-0	2-0	2-0	DNP	0-1	1-0	-	-	0-1	-	5-1	4-2	3-1
Jacob Holmes	14-10	24	1-0	1-0	1-0	-	0-2	6-0	0-1	-	1-1	2-2	2-1	0-3	DNP
Kavika Baumgartner	7-15	22	0-1	-	1-1	1-2	1-1	1-0	0-1	-	1-2	0-5	1-1	-	1-1
Jahzon Jacks	8-13	21	-	-	-	2-0	0-1	1-0	1-3	-	0-3	1-4	DNP	1-1	2-1
Camryn Bracha	10-9	19	7-3	1-0	1-3	1-3	DNP	DNP	DNP	DNP	DNP	DNP	DNP	DNP	DNP
RL Miller	6-10	16	DNP	DNP	1-1	-	-	0-1	4-3	-	DNP	0-3	-	1-0	0-2
Sione Noa	5-11	16	0-2	0-1	-	-	2-4	1-0	1-1	-	-	0-2	0-1	-	1-0
Ryan Wilson	5-9	14	-	0-1	1-0	-	0-3	-	1-0	0-1	-	3-4	DNP	-	DNP
Tyler Mello	4-6	10	0-1	0-1	0-1	1-0	-	-	2-0	-	-	0-1	1-0	-	0-2
Steven Scheidt	3-7	10	-	1-0	0-2	-	0-1	-	-	-	-	2-4	-	-	-
Loyall Mouzon	7-1	8	DNP	DNP	DNP	DNP	DNP	DNP	DNP	DNP	DNP	DNP	-	-	7-1
Mordecai Hines	4-4	8	DNP	-	2-1	1-2	1-1	DNP	DNP	DNP	DNP	DNP	DNP	DNP	DNP
Tim Thomas	6-1	7	2-0	-	2-1	-	1-0	-	1-0	-	-	-	-	-	-
Auckland Asiata	3-3	6	DNP	1-0	0-2	-	-	1-0	0-1	-	DNP	DNP	1-0	-	-
Jairus Satele	2-4	6	1-0	-	0-1	-	-	DNP	DNP	-	0-1	0-1	-	DNP	1-1
Zeke Branham	1-3	4	-	0-1	0-1	-	-	-	-	DNP	-	1-1	-	-	-
Mac Dalena	3-0	3	1-0	-	-	-	1-0	-	-	-	-	-	-	-	1-0
Justin Johnson	2-1	3	DNP	-	-	DNP	0-1	DNP	-	1-0	-	-	1-0	-	-
Justin Houston	1-2	3	-	0-1	-	DNP	1-1	DNP	DNP	DNP	DNP	DNP	DNP	DNP	DNP
R.J. Regan	2-0	2	2-0	DNP	DNP	DNP	DNP	DNP	DNP	DNP	DNP	DNP	DNP	DNP	DNP
Dylan Lynch	2-0	2	-	-	-	1-0	-	-	-	-	-	-	-	1-0	-
Jake Boust	2-0	2	1-0	-	-	-	1-0	-	-	-	DNP	-	-	-	-
Jaden Carrillo	1-1	2	DNP	DNP	-	-	-	DNP	DNP	DNP	-	DNP	DNP	0-1	1-0
Makei Thompson	1-1	2	-	-	-	DNP	DNP	-	-	-	-	0-1	1-0	-	-
Augustus Remlinger	1-1	2	-	-	1-1	-	-	-	-	-	-	-	-	-	DNP
Ezra Christensen	1-1	2	1-0	-	DNP	-	-	DNP	DNP	DNP	DNP	DNP	DNP	DNP	0-1
Merhauti Xepera	0-2	2	-	DNP	0-1	-	0-1	-	-	-	DNP	-	-	-	DNP
Bryson Donelson	1-0	1	-	DNP	-	-	1-0	-	-	-	-	-	-	-	-
Elijah Gilliam	1-0	1	1-0	-	-	-	-	-	-	-	-	-	-	-	-
Clay Lawrence	1-0	1	-	-	-	-	-	-	-	-	-	-	1-0	-	-
Kingsley Ugwu	1-0	1	-	-	-	-	1-0	-	-	-	-	-	-	-	-
Richie Anderson	1-0	1	-	-	-	-	-	-	1-0	-	-	-	-	-	-
Deijon Laffitte	0-1	1	DNP	-	0-1	DNP	DNP	DNP	-	-	DNP	DNP	DNP	DNP	DNP
Jake Tarwater	0-1	1	DNP	DNP	DNP	DNP	DNP	0-1	DNP	-	-	-	-	-	-

2024 SEASON STATS



2024-25 Fresno St. Football Sacks Game-by-Game All games

Page 1/1
as of May 02, 2025

Player	UA-A	Total	Mich	SacSt	NMSU	UNM	UNLV	WSU	Nevada	SJSU	Hawaii	USAFA	CSU	UCLA	NIU
Phoenix Jackson	4-0	4	-	-	-	-	-	2-15	1-11	-	-	DNP	-	1-10	DNP
Jacob Holmes	3-1	3.5	-	-	1-1	-	-	2-13	-	-	-	-	-	0.5-1	DNP
Korey Foreman	3-0	3	-	-	2-16	DNP	-	-	-	-	-	-	1-9	-	-
Malachi Langley	3-0	3	-	-	-	-	-	-	2-16	-	1-20	-	-	-	-
Dean Clark	2-0	2	-	-	-	-	-	-	-	1-16	-	DNP	-	1-7	-
Devo Bridges	1-1	1.5	-	-	-	-	DNP	-	1-7	-	-	-	-	0.5-0	-
Mordecai Hines	1-1	1.5	DNP	-	1.5-0	-	-	DNP	DNP	DNP	DNP	DNP	DNP	DNP	DNP
Al'zillion Hamilton	1-0	1	-	-	-	-	-	-	-	1-9	-	-	-	-	-
Julian Neal	1-0	1	-	-	-	-	-	-	-	-	1-12	-	-	-	DNP
Sione Noa	1-0	1	-	-	-	-	-	-	-	-	-	-	-	-	1-1
Jairus Satele	1-0	1	-	-	-	-	-	DNP	DNP	-	-	-	-	DNP	1-3
Ezra Christensen	1-0	1	1-9	-	DNP	-	-	DNP	DNP	DNP	DNP	DNP	DNP	DNP	-
Auckland Asiata	0-1	0.5	DNP	-	0.5-0	-	-	-	-	-	DNP	DNP	-	-	-

2024 SEASON STATS



2024-25 Fresno St. Football Tackles For Loss Game-by-Game All games

Page 1/1
as of May 02, 2025

Player	UA-A	Total	Mich	SacSt	NMSU	UNM	UNLV	WSU	Nevada	SJSU	Hawaii	USAFA	CSU	UCLA	NIU
Jacob Holmes	7-1	7.5	-	-	1.0-1	-	-	4.0-16	-	-	-	1.0-1	1.0-6	0.5-1	DNP
Devo Bridges	5-5	7.5	-	0.5-1	-	0.5-0	DNP	1.0-1	1.0-7	-	1.5-2	1.0-1	-	1.0-4	1.0-2
Tuasivi Nomura	6-2	7.0	-	2.5-3	-	1.0-4	-	-	-	-	1.5-18	-	1.0-1	-	1.0-1
Phoenix Jackson	5-3	6.5	-	-	-	-	0.5-2	2.0-15	1.0-11	-	2.0-5	DNP	-	1.0-10	DNP
Korey Foreman	5-0	5.0	-	1.0-5	2.0-16	DNP	-	-	-	-	-	-	1.0-9	-	1.0-3
Julian Neal	5-0	5.0	1.0-3	-	1.0-1	-	-	1.0-2	-	-	1.0-12	-	-	1.0-1	DNP
Al'zillion Hamilton	3-3	4.5	-	-	-	1.5-5	-	-	-	1.0-9	0.5-0	-	-	1.5-7	-
Malachi Langley	4-0	4.0	-	1.0-1	-	-	-	-	2.0-16	-	1.0-20	-	-	-	-
Dean Clark	3-1	3.5	-	-	-	-	-	0.5-1	-	1.0-16	-	DNP	-	1.0-7	1.0-1
Sione Noa	2-1	2.5	-	-	-	-	1.5-2	-	-	-	-	-	-	-	1.0-1
Cameron Lockridge	2-0	2.0	1.0-1	-	1.0-6	-	-	-	-	-	-	DNP	DNP	DNP	DNP
Kosi Agina	1-2	2.0	-	-	0.5-1	0.5-1	-	-	1.0-12	-	-	-	-	-	-
Mordecai Hines	1-2	2.0	DNP	-	1.5-0	0.5-0	-	DNP	DNP	DNP	DNP	DNP	DNP	DNP	DNP
Jakari Embry	1-1	1.5	-	-	-	-	-	-	-	1.0-3	0.5-1	-	-	-	-
Auckland Asiata	1-1	1.5	DNP	-	0.5-0	-	-	1.0-1	-	-	DNP	DNP	-	-	-
Gavriel Lightfoot	1-1	1.5	-	-	0.5-1	-	-	-	-	-	1.0-1	-	-	-	DNP
RL Miller	1-0	1.0	DNP	DNP	-	-	-	-	1.0-10	-	DNP	-	-	-	-
Justin Houston	1-0	1.0	-	-	-	DNP	1.0-4	DNP	DNP	DNP	DNP	DNP	DNP	DNP	DNP
Camryn Bracha	1-0	1.0	1.0-2	-	-	-	DNP	DNP	DNP	DNP	DNP	DNP	DNP	DNP	DNP
Loyall Mouzon	1-0	1.0	DNP	DNP	DNP	DNP	DNP	DNP	DNP	DNP	DNP	DNP	-	-	1.0-2
Jairus Satele	1-0	1.0	-	-	-	-	-	DNP	DNP	-	-	-	-	DNP	1.0-3
Ezra Christensen	1-0	1.0	1.0-9	-	DNP	-	-	DNP	DNP	DNP	DNP	DNP	DNP	DNP	-
Jayden Davis	0-2	1.0	-	-	-	-	-	-	-	-	1.0-0	-	-	-	-
Jake Tarwater	0-1	0.5	DNP	DNP	DNP	DNP	DNP	0.5-0	DNP	-	-	-	-	-	-
Jahzon Jacks	0-1	0.5	-	-	-	-	-	-	0.5-0	-	-	-	DNP	-	-
Kavika Baumgartner	0-1	0.5	-	-	-	-	-	-	0.5-1	-	-	-	-	-	-

2024 SEASON STATS



2024-25 Fresno St. Football Fumbles Game-by-Game All games

Page 1/1
as of May 02, 2025

Fumbles

Player	No-Lost	Mich	SacSt	NMSU	UNM	UNLV	WSU	Nevada	SJSU	Hawaii	USAFA	CSU	UCLA	NIU
Mikey Keene	6-1	-	-	-	1-0	2-0	-	-	-	-	1-0	1-1	1-0	DNP
Jalen Moss	2-2	-	1-1	-	-	-	-	-	-	-	-	-	1-1	DNP
Elijah Gilliam	1-0	-	-	1-0	-	-	-	-	-	-	-	-	-	-

Fumbles Forced

Player	Number	Mich	SacSt	NMSU	UNM	UNLV	WSU	Nevada	SJSU	Hawaii	USAFA	CSU	UCLA	NIU
Korey Foreman	3	-	1	1	DNP	-	1	-	-	-	-	-	-	-
Al'zillion Hamilton	2	-	-	-	-	-	-	-	1	-	-	-	1	-
Malachi Langley	2	-	-	-	1	-	-	-	-	1	-	-	-	-
Cameron Lockridge	1	-	-	1	-	-	-	-	-	-	DNP	DNP	DNP	DNP
Phoenix Jackson	1	-	-	-	-	-	-	-	-	1	DNP	-	-	DNP
Kosi Agina	1	-	1	-	-	-	-	-	-	-	-	-	-	-
Richie Anderson	1	-	-	-	-	-	-	1	-	-	-	-	-	-

Fumbles Recovered

Player	Number	Mich	SacSt	NMSU	UNM	UNLV	WSU	Nevada	SJSU	Hawaii	USAFA	CSU	UCLA	NIU
Cameron Lockridge	1	-	1	-	-	-	-	-	-	-	DNP	DNP	DNP	DNP
Tuasivi Nomura	1	-	1	-	-	-	-	-	-	-	-	-	-	-
Jayden Davis	1	-	-	-	-	-	-	-	-	1	-	-	-	-
Jakari Embry	1	-	-	-	-	-	1	-	-	-	-	-	-	-
Jahzon Jacks	1	-	-	-	1	-	-	-	-	-	-	DNP	-	-

2024 SEASON STATS



2024-25 Fresno St. Football Returns Game-by-Game All games

Page 1/1
as of May 02, 2025

Punt Returns

Player	No-Yds	Mich	SacSt	NMSU	UNM	UNLV	WSU	Nevada	SJSU	Hawaii	USAFA	CSU	UCLA	NIU
Jalen Moss	18-231	1-3	4-89	3-34	-	-	2-38	-	2-22	3-24	-	2-14	1-7	DNP
Jordan Brown	1-8	-	-	-	-	-	-	-	-	-	-	1-8	-	-
Kosi Agina	1-0	-	-	-	-	-	-	-	-	-	-	-	-	1-0

Kick Returns

Player	No-Yds	Mich	SacSt	NMSU	UNM	UNLV	WSU	Nevada	SJSU	Hawaii	USAFA	CSU	UCLA	NIU
Jalen Moss	15-228	-	-	-	-	-	4-45	-	-	3-29	3-79	2-33	3-42	DNP
Malik Sherrod	3-56	-	1-21	-	DNP	2-35	DNP	DNP	DNP	DNP	DNP	DNP	DNP	DNP
Jordan Brown	3-16	-	-	-	-	-	-	1-0	1-0	-	-	-	-	1-16
Mac Dalena	1-36	-	-	-	-	-	-	-	-	-	-	-	-	1-36
Brock Lium	1-0	-	-	-	-	-	-	-	-	-	-	1-0	-	-

Interceptions Returns

Player	No-Yds	Mich	SacSt	NMSU	UNM	UNLV	WSU	Nevada	SJSU	Hawaii	USAFA	CSU	UCLA	NIU
Cameron Lockridge	5-86	1-33	-	2-18	-	-	-	-	2-35	-	DNP	DNP	DNP	DNP
Phoenix Jackson	2-89	-	-	-	-	-	-	-	-	1-89	DNP	1-0	-	DNP
Al'zillion Hamilton	2-73	-	-	-	1-4	-	-	-	1-69	-	-	-	-	-
Julian Neal	2-9	-	-	-	1-0	-	-	-	1-9	-	-	-	-	DNP
Jayden Davis	1-26	-	-	-	-	-	-	-	-	-	-	-	-	1-26
Camryn Bracha	1-14	-	1-14	-	-	DNP	DNP	DNP	DNP	DNP	DNP	DNP	DNP	DNP
Justin Houston	1-0	-	-	1-0	DNP	-	DNP	DNP	DNP	DNP	DNP	DNP	DNP	DNP
Dean Clark	1-0	-	-	-	-	-	1-0	-	-	-	DNP	-	-	-

Fumble Returns

Player	No-Yds	Mich	SacSt	NMSU	UNM	UNLV	WSU	Nevada	SJSU	Hawaii	USAFA	CSU	UCLA	NIU
Tuasivi Nomura	1-0	-	1-0	-	-	-	-	-	-	-	-	-	-	-
Jayden Davis	1-0	-	-	-	-	-	-	-	-	1-0	-	-	-	-
Jakari Embry	1-0	-	-	-	-	-	1-0	-	-	-	-	-	-	-
Jahzon Jacks	1-0	-	-	-	1-0	-	-	-	-	-	-	DNP	-	-
Cameron Lockridge	1--2	-	1--2	-	-	-	-	-	-	-	DNP	DNP	DNP	DNP

2024 SEASON STATS



2024-25 Fresno St. Football All-Purpose Yards Game-by-Game All games

Page 1/1
as of May 02, 2025

Player	Total	Mich	SacSt	NMSU	UNM	UNLV	WSU	Nevada	SJSU	Hawaii	USAFA	CSU	UCLA	NIU
Mac Dalena	1141	67	253	82	48	66	61	45	85	38	89	85	67	155
Jalen Moss	1028	100	152	83	40	76	103	7	107	74	154	69	63	DNP
Elijah Gilliam	669	9	53	46	69	42	128	140	88	42	17	12	9	14
Raylen Sharpe	590	23	3	132	49	116	60	37	37	48	DNP	50	35	DNP
Bryson Donelson	556	-	DNP	58	32	7	29	52	36	-	7	140	85	110
Malik Sherrod	290	34	94	113	DNP	49	DNP	DNP	DNP	DNP	DNP	DNP	DNP	DNP
Richie Anderson	147	-	3	-	7	-	-	1	21	14	60	13	23	5
Johnathan Arceneaux	146	DNP	3	22	DNP	30	-	9	33	-	25	17	7	-
Joshua Wood	118	3	15	4	16	2	5	6	17	12	-3	9	-	32
Jordan Brown	101	-	11	2	-	-	-	-	6	10	10	8	-	54
Josiah Freeman	95	DNP	DNP	-	46	10	39	DNP	DNP	DNP	DNP	DNP	DNP	DNP
Kamron Beachem	90	19	19	-	31	17	4	-	DNP	-	-	DNP	DNP	DNP
Phoenix Jackson	89	-	-	-	-	-	-	-	-	89	DNP	-	-	DNP
Cameron Lockridge	86	33	-	18	-	-	-	-	35	-	DNP	DNP	DNP	DNP
Nathan Acevedo	83	19	15	8	6	-	DNP	34	1	DNP	DNP	DNP	DNP	DNP
Al'zillion Hamilton	73	-	-	-	4	-	-	-	69	-	-	-	-	-
Tim Grear Jr.	46	DNP	DNP	DNP	-	-	14	DNP	-	6	26	-	-	DNP
Chedon James	41	3	DNP	DNP	DNP	DNP	DNP	DNP	DNP	DNP	-	-	38	-
Jayden Davis	26	-	-	-	-	-	-	-	-	-	-	-	-	26
Lyndon Ravare	22	-	DNP	-	6	DNP	-	-	-	8	-	-	-	8
Jake Tarwater	21	DNP	DNP	DNP	DNP	DNP	-	DNP	2	5	3	-	11	-
Jake Boust	20	-	-	15	5	-	-	-	-	DNP	-	-	-	-
Camryn Bracha	14	-	14	-	-	DNP	DNP	DNP	DNP	DNP	DNP	DNP	DNP	DNP
Julian Neal	9	-	-	-	-	-	-	-	9	-	-	-	-	DNP
Tyler Mello	1	-	1	-	-	-	-	-	-	-	-	-	-	-
Jayden Mandal	-4	DNP	-	-7	-	-	DNP	DNP	DNP	DNP	-	DNP	DNP	3
Mikey Keene	-194	-30	1	1	-9	-34	-22	-15	-9	-28	-25	-16	-8	DNP

2024 SEASON STATS



2024-25 Fresno St. Football Games Played All games

Page 1/2
as of May 02, 2025

##	Player	GP-GS	Mich	SacSt	NMSU	UNM	UNLV	WSU	Nevada	SJSU	Hawaii	USAFA	CSU	UCLA	NIU
0	Mac Dalena	13/13	START	START	START	START	START	START	START	START	START	START	START	START	START
0	Korey Foreman	12/1	XXX	XXX	XXX	...	XXX	START	XXX	XXX	XXX	XXX	XXX	XXX	XXX
1	Cameron Lockridge	9/8	START	START	XXX	START	START	START	START	START	START
1	Mikey Keene	12/12	START	START	START	START	START	START	START	START	START	START	START	START	...
2	Malik Sherrod	4/2	XXX	START	START	...	XXX
2	Jordan Pierro	0/0
3	Al'zillion Hamilton	13/13	START	START	START	START	START	START	START	START	START	START	START	START	START
3	Joshua Wood	13/0	XXX	XXX	XXX	XXX	XXX	XXX	XXX	XXX	XXX	XXX	XXX	XXX	XXX
4	Chedon James	5/1	XXX	XXX	XXX	XXX	START
4	RL Miller	10/4	XXX	XXX	XXX	XXX	START	XXX	...	START	XXX	START	START
5	Devo Bridges	12/12	START	START	START	START	...	START	START	START	START	START	START	START	START
5	Josiah Freeman	4/0	XXX	XXX	XXX	XXX
6	Tim Gear Jr.	8/3	XXX	XXX	XXX	...	XXX	XXX	START	START	START	...
6	Damarrion White	3/0	XXX	XXX	XXX
7	Phoenix Jackson	11/0	XXX	XXX	XXX	XXX	XXX	XXX	XXX	XXX	XXX	...	XXX	XXX	...
7	Jayden Mandal	6/1	...	XXX	XXX	XXX	XXX	XXX	START
8	Tuasivi Nomura	13/13	START	START	START	START	START	START	START	START	START	START	START	START	START
8	Antoine Sullivan	1/0	...	XXX
9	Malachi Langley	13/13	START	START	START	START	START	START	START	START	START	START	START	START	START
10	Kosi Agina	13/5	XXX	XXX	START	START	START	XXX	START	XXX	XXX	START	XXX	XXX	XXX
10	Jordan Malau'ulu	0/0
11	Raylen Sharpe	11/7	XXX	START	START	START	START	XXX	START	START	START	...	XXX	XXX	...
11	Jayden Davis	13/10	START	START	XXX	XXX	START	START	XXX	START	START	START	START	START	START
13	Justin Houston	4/0	XXX	XXX	XXX	...	XXX
13	Dashiell Weaver	0/0
15	Julian Neal	12/4	XXX	XXX	START	XXX	XXX	XXX	XXX	XXX	XXX	START	START	START	...
15	Lyndon Ravare	11/1	XXX	...	XXX	XXX	...	XXX	XXX	XXX	XXX	XXX	XXX	XXX	START
16	Ah'Marion Ashley	0/0
16	Jack Jacobs	0/0
17	Kamron Beachem	9/1	START	XXX	XXX	XXX	XXX	XXX	XXX	...	XXX	XXX
17	Jakari Embry	13/4	XXX	XXX	XXX	XXX	XXX	START	XXX	START	START	XXX	START	XXX	XXX
18	Jalen Moss	12/12	START	START	START	START	START	START	START	START	START	START	START	START	...
18	Logan Studt	0/0
19	Zeke Branham	12/0	XXX	XXX	XXX	XXX	XXX	XXX	XXX	...	XXX	XXX	XXX	XXX	XXX
19	Joseph Campbell	0/0
20	R.J. Regan	1/0	XXX
20	Devon Rivers	0/0
22	Camryn Bracha	4/4	START	START	START	START
23	Jacob Holmes	12/1	XXX	XXX	XXX	XXX	XXX	START	XXX	XXX	XXX	XXX	XXX	XXX	...
24	Charlotin Charles	0/0
25	Jake Parnagian	2/0	XXX	XXX
25	Justin Johnson	10/0	...	XXX	XXX	...	XXX	...	XXX	XXX	XXX	XXX	XXX	XXX	XXX
26	Tim Thomas	13/0	XXX	XXX	XXX	XXX	XXX	XXX	XXX	XXX	XXX	XXX	XXX	XXX	XXX
26	Bryson Donelson	12/3	XXX	...	XXX	XXX	XXX	XXX	XXX	XXX	XXX	XXX	START	START	START
27	Ryan Warkentin	1/0	XXX	...
27	Gerayas Grimes	0/0
28	Jomarion Briggs	0/0
28	Drew Carlson	1/0	XXX
29	Johnathan Arceneaux	11/0	...	XXX	XXX	...	XXX	XXX	XXX	XXX	XXX	XXX	XXX	XXX	XXX
29	Jaden Carrillo	6/0	XXX	XXX	XXX	XXX	XXX	XXX
30	Cam Cole	0/0
30	Jace Nixon	0/0
31	Brandon Ramirez	0/0
31	Kiontre Harris	0/0
32	Dean Clark	12/12	START	START	START	START	START	START	START	START	START	...	START	START	START
32	Charles Greer Jr.	0/0
33	Elijah Gilliam	13/8	START	XXX	XXX	START	START	START	START	START	START	START	XXX	XXX	XXX
33	Makei Thompson	11/0	XXX	XXX	XXX	XXX	XXX	XXX	XXX	XXX	XXX	XXX	XXX
34	Caden Rodgers	0/0
35	Tytus Khajavi	0/0

2024 SEASON STATS



2024-25 Fresno St. Football Games Played All games

Page 2/2
as of May 02, 2025

##	Player	GP-GS	Mich	SacSt	NMSU	UNM	UNLV	WSU	Nevada	SJSU	Hawaii	USAFA	CSU	UCLA	NIU
36	Joe Dalena	1/0	XXX
36	Tommy Nix	0/0
37	Ryan Wilson	11/0	XXX	XXX	XXX	XXX	XXX	XXX	XXX	XXX	XXX	XXX	...	XXX	...
39	Loyall Mouzon	3/1	XXX	XXX	START
41	Nick Verdugo	13/0	XXX	XXX	XXX	XXX	XXX	XXX	XXX	XXX	XXX	XXX	XXX	XXX	XXX
42	Tyler Mello	13/0	XXX	XXX	XXX	XXX	XXX	XXX	XXX	XXX	XXX	XXX	XXX	XXX	XXX
43	Augustus Remlinger	12/0	XXX	XXX	XXX	XXX	XXX	XXX	XXX	XXX	XXX	XXX	XXX	XXX	...
44	Deijon Laffitte	4/0	...	XXX	XXX	XXX	XXX
45	Connor Tripp	0/0
46	Dylan Lynch	13/0	XXX	XXX	XXX	XXX	XXX	XXX	XXX	XXX	XXX	XXX	XXX	XXX	XXX
47	Seth Scheidt	0/0
49	Clay Lawrence	13/0	XXX	XXX	XXX	XXX	XXX	XXX	XXX	XXX	XXX	XXX	XXX	XXX	XXX
50	Charles Remlinger	0/0
51	Mose Vavao	12/12	START	START	START	...	START	START	START	START	START	START	START	START	START
52	Wesley Brown	13/0	XXX	XXX	XXX	XXX	XXX	XXX	XXX	XXX	XXX	XXX	XXX	XXX	XXX
52	Isiah Chala Jr.	0/0
53	Steven Scheidt	13/0	XXX	XXX	XXX	XXX	XXX	XXX	XXX	XXX	XXX	XXX	XXX	XXX	XXX
54	Campbell McHarg	5/4	START	START	...	START	XXX	START
54	Sione Noa	13/2	XXX	XXX	XXX	XXX	START	XXX	XXX	XXX	XXX	XXX	START	XXX	XXX
55	Michael Eneh	0/0
56	Jairus Satele	10/0	XXX	XXX	XXX	XXX	XXX	XXX	XXX	XXX	XXX	...	XXX
56	Ben Baker	1/0	XXX
57	Zane Rix	2/0	XXX	XXX
58	Marcus Simien	0/0
59	Michael Munoz	0/0
63	Daniel Taumalolo	12/5	...	XXX	START	START	START	XXX	XXX	START	START	XXX	XXX	XXX	XXX
67	Ponafatu Kamuta	1/0	XXX
69	Jacob Spomer	5/4	XXX	START	START	START	START
70	Matai Bell	12/0	...	XXX	XXX	XXX	XXX	XXX	XXX	XXX	XXX	XXX	XXX	XXX	XXX
71	Rolan Fullwood	1/0	XXX
72	Edward Fonua	6/4	XXX	START	START	XXX	START	START	...
73	Marsel Akins	0/0
74	Julian Polendo	13/0	XXX	XXX	XXX	XXX	XXX	XXX	XXX	XXX	XXX	XXX	XXX	XXX	XXX
75	Braylen Nelson	13/13	START	START	START	START	START	START	START	START	START	START	START	START	START
76	Kingsley Ugwu	13/0	XXX	XXX	XXX	XXX	XXX	XXX	XXX	XXX	XXX	XXX	XXX	XXX	XXX
77	Toreon Penright	12/11	START	START	START	START	START	START	START	...	XXX	START	START	START	START
78	Osmar Velez	12/12	START	START	START	START	START	START	START	START	START	START	START	...	START
79	Ethan Dasmann	0/0
81	Jordan Brown	13/0	XXX	XXX	XXX	XXX	XXX	XXX	XXX	XXX	XXX	XXX	XXX	XXX	XXX
82	Joshua Johnson	0/0
84	Karim McCune II	0/0
85	Nathan Acevedo	7/0	XXX	XXX	XXX	XXX	XXX	...	XXX	XXX
86	Jake Boust	12/7	START	START	START	START	START	START	START	XXX	...	XXX	XXX	XXX	XXX
87	Jake Tarwater	7/0	XXX	...	XXX	XXX	XXX	XXX	XXX	XXX
88	Merhault Xepera	10/0	XXX	...	XXX	XXX	XXX	XXX	XXX	XXX	...	XXX	XXX	XXX	...
88	Richie Anderson	13/7	XXX	XXX	XXX	XXX	XXX	START	XXX	START	START	START	START	START	START
89	Brock Lium	13/0	XXX	XXX	XXX	XXX	XXX	XXX	XXX	XXX	XXX	XXX	XXX	XXX	XXX
89	Mordecai Hines	4/0	...	XXX	XXX	XXX	XXX
91	Auckland Asiata	10/1	...	XXX	XXX	XXX	XXX	XXX	XXX	XXX	XXX	XXX	START
92	Gavriel Lightfoot	12/12	START	START	START	START	START	START	START	START	START	START	START	START	...
94	Julius Gandy	1/0	XXX
97	Jahzon Jacks	12/11	START	START	START	START	START	XXX	START	START	START	START	...	START	START
98	Kavika Baumgartner	13/12	START	START	START	START	START	START	START	START	START	START	START	START	START
99	Ezra Christensen	5/0	XXX	XXX	...	XXX	XXX	XXX