



RECORD BOOK



1651 Naismith Drive
Lawrence, KS 66045
KUAthletics.com

TABLE OF CONTENTS

All-Time Series (Non-Conference)	4-27	On Television	62-63
All-Time Series (Big 12 Conference)	28-33	At MLB Stadiums	64
National Honors	34	Year-by-Year Record	64-65
Regional Honors	35	Year-by-Year Results	65-87
Conference Honors	35-37	Conference Tournament	88-91
Postseason Honors	37	NCAA Tournament	92-94
Team Awards	38-39	Postseason History	95-99
In the MLB Draft	40-41	Team Records	100-102
Jayhawks in MLB	42-46	Individual Records	102-106
Jayhawks as Managers in MLB	47	Records by Class	107
All-Time Letterwinners	48-51	Year-by-Year Hitting	108
All-Time Statistics	52-56	Year-by-Year Pitching	109
No-Hitters	57-58	Yearly Leaders	110-114
Top Pitching Performances	59	Conference Leaders	115
Top Hitting Performances	60-61	National Leaders	115

ALL-TIME SERIES

AIR FORCE

KANSAS LEADS, 9-3

IN LAWRENCE		5-1
IN COLORADO SPRINGS		2-2
NEUTRAL SITES		2-0
UNDER DAN FITZGERALD		2-0
02/20/2009	Millington, Tenn.*	W 5-0
03/06/2011	Surprise, Ariz.*	W 4-1
05/04/2012	Lawrence	W 5-2
05/05/2012	Lawrence	L 0-3
04/30/2019	USAF Academy, Colo.	L 2-3
05/01/2019	USAF Academy, Colo.	W 11-6
04/12/2021	Lawrence	W 13-3
04/14/2021	Lawrence	W 7-4
04/26/2022	USAF Academy, Colo.	L 8-18 (7)
04/27/2022	USAF Academy, Colo.	W 13-9
04/18/2023	Lawrence	W 19-4
04/19/2023	Lawrence	W 12-2 (8)

*Service Academy Classic; *Coca Cola Classic

ALABAMA A&M

KANSAS LEADS, 4-0

IN LAWRENCE		4-0
IN HUNTSVILLE		0-0
NEUTRAL SITES		0-0
UNDER DAN FITZGERALD		0-0
05/13/2011	Lawrence	W 14-4
05/14/2011	Lawrence	W 19-3
05/14/2011	Lawrence	W 11-0
05/15/2011	Lawrence	W 16-2

ARIZONA STATE

ARIZONA STATE LEADS, 3-1

IN LAWRENCE		0-0
IN TEMPE		0-0
NEUTRAL SITES		1-3
UNDER DAN FITZGERALD		0-0
03/13/2009	Surprise, Ariz.	L 4-9
03/14/2009	Surprise, Ariz.	W 3-2
03/15/2009	Surprise, Ariz.	L 10-12
03/05/2011	Surprise, Ariz.*	L 3-4

*Coca Cola Classic

ARKANSAS

ARKANSAS LEADS, 42-26

IN LAWRENCE		8-4
IN FAYETTEVILLE		12-36
NEUTRAL SITES		0-0
NOT DESIGNATED		6-2
UNDER DAN FITZGERALD		0-0
1904	Not Designated	W 5-4
1904	Not Designated	W 11-5
1904	Not Designated	W 5-2
1904	Not Designated	L 2-13
1907	Not Designated	W 1-0
1907	Not Designated	L 0-1
1907	Not Designated	W 18-5
1907	Not Designated	W 17-3
04/09/1948	Lawrence	W 10-9
04/10/1948	Lawrence	L 10-14
05/16/1949	Fayetteville, Ark.	L 4-12
05/17/1949	Fayetteville, Ark.	W 8-4
04/05/1954	Fayetteville, Ark.	W 7-4
04/06/1954	Fayetteville, Ark.	W 9-5
04/12/1954	Lawrence	W 5-2
04/13/1954	Lawrence	W 13-4

04/04/1955	Fayetteville, Ark.	L 0-1
04/05/1955	Fayetteville, Ark.	L 3-9
04/15/1955	Lawrence	W 6-5
04/16/1955	Lawrence	W 4-2
03/28/1960	Fayetteville, Ark.	L 6-11
03/29/1960	Fayetteville, Ark.	L 0-18
04/01/1963	Lawrence	L 7-15
04/02/1963	Lawrence	W 9-1
05/03/1985	Fayetteville, Ark.	L 4-10
05/04/1985	Fayetteville, Ark.	L 5-6
05/04/1985	Fayetteville, Ark.	L 2-6
02/27/1988	Fayetteville, Ark.	L 3-12
02/27/1988	Fayetteville, Ark.	L 4-19
02/28/1988	Fayetteville, Ark.	L 3-5
02/25/1989	Fayetteville, Ark.	L 3-12
02/25/1989	Fayetteville, Ark.	L 0-7
02/26/1989	Fayetteville, Ark.	L 4-18
02/24/1990	Fayetteville, Ark.	W 10-4
02/25/1990	Fayetteville, Ark.	L 2-3
02/22/1991	Fayetteville, Ark.	L 1-8
02/23/1991	Fayetteville, Ark.	L 5-6
02/24/1991	Fayetteville, Ark.	L 3-17
02/21/1992	Fayetteville, Ark.	L 5-13
02/22/1992	Fayetteville, Ark.	W 7-4
02/23/1992	Fayetteville, Ark.	W 4-1
03/17/1992	Lawrence	W 6-5
02/27/1993	Fayetteville, Ark.	W 3-1
02/27/1993	Fayetteville, Ark.	L 4-6
02/28/1993	Fayetteville, Ark.	L 2-9
02/18/1994	Fayetteville, Ark.	W 5-3
02/19/1994	Fayetteville, Ark.	W 4-2
02/20/1994	Fayetteville, Ark.	L 3-5
02/17/1995	Fayetteville, Ark.	L 10-12
02/18/1995	Fayetteville, Ark.	L 2-8
02/19/1995	Fayetteville, Ark.	L 6-8
03/18/1996	Lawrence	W 8-3
03/18/1997	Fayetteville, Ark.	L 5-8
03/19/1997	Fayetteville, Ark.	W 8-2
03/18/1998	Lawrence	L 7-12
03/23/1999	Fayetteville, Ark.	L 6-7
03/24/1999	Fayetteville, Ark.	W 9-6
03/22/2000	Lawrence	L 3-10
03/27/2001	Fayetteville, Ark.	L 5-6
03/11/2003	Fayetteville, Ark.	L 1-2
03/09/2007	Fayetteville, Ark.	L 7-8
03/10/2007	Fayetteville, Ark.	L 0-4
03/11/2007	Fayetteville, Ark.	L 2-5
02/27/2008	Fayetteville, Ark.	L 1-2
02/24/2009	Fayetteville, Ark.	W 9-3
02/25/2009	Fayetteville, Ark.	L 8-9 (10)
03/02/2010	Fayetteville, Ark.	L 3-15
03/15/2011	Fayetteville, Ark.	L 2-4

ARKANSAS-PINE BLUFF

ARKANSAS-PINE BLUFF LEADS, 1-0

IN LAWRENCE		0-1
IN PINE BLUFF		0-0
NEUTRAL SITES		0-0
UNDER DAN FITZGERALD		0-1
04/29/2015	Lawrence	L 5-6

ARKANSAS STATE

KANSAS LEADS, 10-6

IN LAWRENCE		0-0
IN JONESBORO		2-2
NEUTRAL SITES		8-4
UNDER DAN FITZGERALD		0-0
04/07/1955	Jonesboro, Ark.	L 5-6
04/07/1955	Jonesboro, Ark.	L 4-10
04/05/1956	Jonesboro, Ark.	W 7-1
04/06/1956	Jonesboro, Ark.	W 11-9
03/14/1978	Edinburg, Texas	W 10-6
03/16/1978	Edinburg, Texas	W 15-3
03/18/1978	Edinburg, Texas	W 4-0
03/15/1979	Edinburg, Texas	W 6-1
03/17/1979	Edinburg, Texas	W 3-2
03/12/1980	Edinburg, Texas	W 4-0
03/13/1980	Edinburg, Texas	W 11-3
03/18/1982	Edinburg, Texas	L 1-13
03/14/1985	Edinburg, Texas	L 6-8
03/10/1986	Edinburg, Texas	L 4-5
03/13/1986	Edinburg, Texas	L 11-13
03/15/1986	Edinburg, Texas	W 3-2

AUSTIN PEAY

SERIES TIED, 1-1

IN LAWRENCE		0-0
IN CLARKSVILLE		0-0
NEUTRAL SITES		1-1
UNDER DAN FITZGERALD		0-0
03/04/2005	Starkville, Miss.*	L 6-11
03/05/2005	Starkville, Miss.*	W 11-4

*NBC Classic

AVILA

KANSAS LEADS, 3-0

IN LAWRENCE		3-0
IN KANSAS CITY		0-0
NEUTRAL SITES		0-0
UNDER DAN FITZGERALD		0-0
03/20/1995	Lawrence	W 22-11
03/06/2002	Lawrence	W 24-3
04/15/2003	Lawrence	W 8-5

BAKER

KANSAS LEADS, 70-9-1

IN LAWRENCE		43-6
IN BALDWIN CITY		3-1
NEUTRAL SITES		0-0
NOT DESIGNATED		24-2-1
UNDER DAN FITZGERALD		0-0
04/23/1886	Unknown	T 6-6
05/11/1888	Unknown	W 25-13
05/21/1888	Unknown	W 13-3
05/11/1889	Unknown	W 16-5
05/18/1891	Unknown	L 13-15
05/30/1891	Unknown	W 15-4
05/07/1892	Unknown	W 11-6
05/30/1892	Unknown	L 2-4
06/04/1892	Unknown	L 8-9
05/22/1893	Unknown	W 14-11
05/30/1893	Unknown	W 13-3
1893	Unknown	W 17-4
05/26/1894	Unknown	W 13-3
1898	Unknown	W 13-2
1899	Unknown	W 21-4
1899	Unknown	W 13-3
1900	Unknown	W 14-6
1902	Unknown	W 10-6
1902	Unknown	W 14-6

1906	Unknown	W	8-4
1906	Unknown	W	13-4
1907	Unknown	L	1-2
1907	Unknown	W	5-1
1910	Unknown	W	3-2
1910	Unknown	W	5-3
1911	Unknown	W	10-3
1911	Unknown	W	5-3
1912	Unknown	W	4-1
1912	Unknown	W	5-3
1920	Unknown	W	6-0
04/10/1926	Lawrence	W	12-4
04/19/1926	Baldwin City, Kan.	L	6-8
04/19/1926	Baldwin City, Kan.	W	12-8
04/21/1930	Lawrence	W	8-7
04/19/1939	Baldwin City, Kan.	W	18-3
04/25/1939	Lawrence	W	18-3
05/11/1948	Lawrence	W	5-3
05/21/1948	Lawrence	W	8-1
05/07/1974	Lawrence	W	4-1
05/07/1974	Lawrence	W	4-3
04/29/1975	Lawrence	W	2-0
04/29/1975	Lawrence	W	6-4
03/23/1976	Lawrence	W	18-3
03/23/1976	Lawrence	W	9-2
04/05/1979	Lawrence	W	17-7
03/21/1980	Lawrence	W	9-0
03/21/1980	Lawrence	W	9-2
05/05/1981	Lawrence	W	6-5
04/21/1982	Lawrence	W	15-6
04/21/1982	Lawrence	L	4-5
03/08/1983	Lawrence	W	12-6
03/08/1983	Lawrence	W	5-0
03/30/1984	Lawrence	W	18-2
04/05/1984	Lawrence	W	13-3
04/05/1984	Lawrence	W	5-0
03/03/1985	Lawrence	W	3-0
03/03/1985	Lawrence	W	7-0
03/02/1986	Lawrence	W	25-6
04/09/1987	Lawrence	W	9-1
04/09/1987	Lawrence	W	17-6
04/01/1998	Lawrence	W	6-5
04/01/1998	Lawrence	L	8-9
03/03/1999	Lawrence	L	9-10
03/03/1999	Lawrence	W	6-2
02/01/2000	Lawrence	W	17-2
03/27/2002	Lawrence	W	9-3
03/25/2003	Lawrence	W	11-2
04/08/2003	Lawrence	L	4-7
05/03/2004	Lawrence	W	9-2
03/16/2005	Lawrence	W	16-6
03/08/2006	Lawrence	W	10-1
03/07/2007	Lawrence	W	24-7
04/15/2008	Lawrence	W	11-6
04/21/2009	Lawrence	W	11-2
03/24/2010	Lawrence	W	16-0
04/17/2012	Lawrence	W	7-3
04/24/2013	Lawrence	W	7-1
05/01/2013	Lawrence	W	8-0
03/23/2016	Lawrence	W	19-2
04/05/2016	Lawrence	W	6-1

BALL STATE

KANSAS LEADS, 3-1

IN LAWRENCE 0-0

IN MUNCIE 0-0

NEUTRAL SITES 3-1

UNDER DAN FITZGERALD 0-0

02/17/2001 Round Rock, Texas* W 11-4

02/10/2019 Port Charlotte, Fla.* W 6-1

02/29/2020 Greenville, S.C.% W 9-3

02/29/2020 Greenville, S.C.% L 4-7

*Round Rock Express Baseball Tournament, *Snowbird Classic, %First Pitch

Invitational

BELMONT

KANSAS LEADS, 5-3

IN LAWRENCE 0-0

IN NASHVILLE 5-3

NEUTRAL SITES 0-0

UNDER DAN FITZGERALD 1-2

02/24/2006 Nashville, Tenn. W 4-2

02/18/2012 Nashville, Tenn. W 2-0

02/14/2020 Nashville, Tenn. L 0-6

02/15/2020 Nashville, Tenn. W 5-1

02/16/2020 Nashville, Tenn. W 7-6

03/03/2023 Nashville, Tenn. L 5-7

03/04/2023 Nashville, Tenn. W 5-0

03/05/2023 Nashville, Tenn. L 4-7

BENEDICTINE

KANSAS LEADS, 23-2

IN LAWRENCE 23-2

IN ATCHISON 0-0

NEUTRAL SITES 0-0

UNDER DAN FITZGERALD 0-0

03/29/1978 Lawrence W 6-2

03/29/1978 Lawrence W 3-2

03/21/1979 Lawrence W 10-3

03/21/1979 Lawrence W 10-1

03/18/1980 Lawrence W 15-2

03/18/1980 Lawrence W 7-2

03/26/1981 Lawrence W 9-1

03/26/1981 Lawrence W 3-1

03/25/1982 Lawrence W 18-1

04/17/1984 Lawrence W 12-9

04/01/1986 Lawrence W 9-1

04/01/1986 Lawrence W 19-1

04/29/1986 Lawrence W 2-12

04/30/1988 Lawrence W 12-6

04/30/1988 Lawrence W 9-0

05/01/1988 Lawrence L 6-13

04/05/1989 Lawrence W 8-7

04/05/1989 Lawrence W 8-2

04/24/1989 Lawrence W 18-10

04/19/1990 Lawrence L 4-5

04/19/1990 Lawrence W 6-3

05/03/1993 Lawrence W 18-3

03/26/2008 Lawrence W 7-2

04/20/2010 Lawrence W 11-2

03/30/2016 Lawrence W 19-7

BETHANY (OKLA.)

KANSAS LEADS, 3-2

IN LAWRENCE 0-0

IN BETHANY 0-0

NEUTRAL SITES 0-0

NOT DESIGNATED 3-2

UNDER DAN FITZGERALD 0-0

1900 Unknown W 9-1

1902 Unknown W 11-3

1903	Unknown	W	8-1
1903	Unknown	L	5-13
1909	Unknown	L	0-1

BOSTON COLLEGE

BOSTON COLLEGE LEADS, 1-0

IN LAWRENCE 0-0

IN CHESTNUT HILL 0-0

NEUTRAL SITES 0-1

UNDER DAN FITZGERALD 0-0

03/01/2015 Port Charlotte, Fla.* L 4-6

*Snowbird Classic

BOWLING GREEN

KANSAS LEADS, 1-0

IN LAWRENCE 0-0

IN BOWLING GREEN 0-0

NEUTRAL SITES 1-0

UNDER DAN FITZGERALD 0-0

02/18/2012 Nashville, Tenn. W 3-1

BRADLEY

KANSAS LEADS, 2-0

IN LAWRENCE 2-0

IN PEORIA 0-0

NEUTRAL SITES 0-0

UNDER DAN FITZGERALD 0-0

05/12/2006 Lawrence W 15-3

05/13/2006 Lawrence W 11-5

BUSINESS COLLEGE

KANSAS LEADS, 1-0

IN LAWRENCE 0-0

AT BUSINESS COLLEGE (HOME CITY UNKNOWN) 0-0

NEUTRAL SITES 0-0

NOT DESIGNATED 1-0

UNDER DAN FITZGERALD 0-0

04/01/1885 Lawrence W 21-10

CALIFORNIA-RIVERSIDE

CALIFORNIA-RIVERSIDE LEADS, 2-0

IN LAWRENCE 0-0

IN RIVERSIDE 0-1

NEUTRAL SITES 0-1

UNDER DAN FITZGERALD 0-0

03/18/1968 Riverside, Calif. L 3-7

03/03/2011 Surprise, Ariz.* L 1-2 (10)

*Coca Cola Surprise Classic

CALIFORNIA STATE-BAKERSFIELD

CALIFORNIA STATE-BAKERSFIELD LEADS, 1-0

IN LAWRENCE 0-0

IN BAKERSFIELD 0-0

NEUTRAL SITES 0-1

UNDER DAN FITZGERALD 0-0

03/04/2011 Surprise, Ariz.* L 0-12

*Coca Cola Surprise Classic

CAMERON

KANSAS LEADS, 1-0

IN LAWRENCE 1-0

IN LAWTON 0-0

NEUTRAL SITES 0-0

UNDER DAN FITZGERALD 0-0

05/01/1996 Lawrence W 10-3

CENTENARY**KANSAS LEADS, 6-0**

IN LAWRENCE	3-0
IN SHREVEPORT	3-0
NEUTRAL SITES	0-0
UNDER DAN FITZGERALD	0-0
02/15/2002	Shreveport, La. W 2-1
02/16/2002	Shreveport, La. W 17-3
02/17/2002	Shreveport, La. W 4-2
05/04/2002	Lawrence W 12-2
05/04/2002	Lawrence W 13-5
05/05/2002	Lawrence W 5-2

CENTRAL ARKANSAS**CENTRAL ARKANSAS LEADS, 1-0**

IN LAWRENCE	0-0
IN CONWAY	0-1
NEUTRAL SITES	0-0
UNDER DAN FITZGERALD	0-0
02/23/2013	Conway, Ark. L 3-9

CENTRAL COLLEGE (IOWA)**CENTRAL COLLEGE LEADS, 1-0**

IN LAWRENCE	0-0
IN PELLA	0-0
NEUTRAL SITES	0-0
NOT DESIGNATED	0-1
UNDER DAN FITZGERALD	0-0
1911	Unknown L 3-7

CENTRAL CONNECTICUT STATE**KANSAS LEADS, 2-0**

IN LAWRENCE	0-0
IN NEW BRITAIN	0-0
NEUTRAL SITES	2-0
UNDER DAN FITZGERALD	0-0
03/20/2008	Bradenton, Fla.* W 7-6
03/12/2019	Port Charlotte, Fla.* W 10-8

*Florida Spring Classic, *Snowbird Classic

CENTRAL MICHIGAN**CENTRAL MICHIGAN LEADS, 7-6**

IN LAWRENCE	0-1
IN MOUNT PLEASANT	0-0
NEUTRAL SITES	6-6
UNDER DAN FITZGERALD	0-0
03/12/1979	Edinburg, Texas L 3-5
03/14/1979	Edinburg, Texas L 3-9
03/10/1980	Edinburg, Texas L 2-6
03/11/1980	Edinburg, Texas W 5-2
03/14/1980	Edinburg, Texas W 5-4
03/15/1981	Irving, Texas L 3-11
03/19/1982	Edinburg, Texas W 7-6
03/14/1983	Edinburg, Texas W 6-2
03/18/1983	Edinburg, Texas L 3-10
03/13/1984	Edinburg, Texas W 10-3
03/17/1984	Edinburg, Texas L 5-6
03/12/1986	Edinburg, Texas W 5-0
03/10/2015	Lawrence L 2-8

CENTRAL MISSOURI**KANSAS LEADS, 9-1**

IN LAWRENCE	8-1
IN WARRENSBURG	1-0
NEUTRAL SITES	0-0
UNDER DAN FITZGERALD	0-0
05/15/1956	Lawrence W 7-1
04/22/1958	Lawrence W 5-0
04/28/1959	Lawrence W 17-10

04/19/1960	Warrensburg, Mo. W 7-4
04/20/1983	Lawrence W 5-0
04/20/1983	Lawrence L 3-5
03/07/1988	Lawrence W 7-3
03/22/1990	Lawrence W 6-5
03/12/1994	Lawrence W 8-7
03/13/1994	Lawrence W 14-5

CHARLOTTE**KANSAS LEADS, 1-0**

IN LAWRENCE	0-0
IN CHARLOTTE	0-0
NEUTRAL SITES	1-0
UNDER DAN FITZGERALD	0-0
02/11/2001	Round Rock, Texas* W 5-2

*Round Rock Express Baseball Tournament

CHARLESTON SOUTHERN**SERIES TIED, 4-4**

IN LAWRENCE	0-0
IN CHARLESTON	4-4
NEUTRAL SITES	0-0
UNDER DAN FITZGERALD	0-2
02/21/2020	Charleston, S.C. L 1-2
02/22/2020	Charleston, S.C. W 13-4
02/22/2020	Charleston, S.C. L 0-1
02/23/2020	Charleston, S.C. W 9-1
03/08/2022	Charleston, S.C. W 7-5
03/09/2022	Charleston, S.C. W 13-1
03/14/2023	Charleston, S.C. L 3-5
03/15/2023	Charleston, S.C. L 4-12

CHICAGO**CHICAGO LEADS, 1-0**

IN LAWRENCE	0-0
IN CHICAGO	0-0
NEUTRAL SITES	0-0
NOT DESIGNATED	0-1
UNDER DAN FITZGERALD	0-0
1900	Unknown L 7-11

CHICAGO STATE**KANSAS LEADS, 12-0**

IN LAWRENCE	11-0
IN CHICAGO	0-0
NEUTRAL SITES	1-0
UNDER DAN FITZGERALD	0-0
03/19/1993	Lawrence W 20-1
03/20/1993	Lawrence W 17-0
03/21/1993	Lawrence W 25-2
05/11/2007	Lawrence W 12-1
05/12/2007	Lawrence W 10-0
05/12/2007	Lawrence W 8-2
05/13/2007	Lawrence W 15-4
03/25/2008	Lawrence W 6-4
03/26/2008	Lawrence W 12-0
04/28/2009	Lawrence W 11-5
04/28/2009	Lawrence W 9-1
02/26/2015	Port Charlotte, Fla.* W 15-2

*Snowbird Classic

CHLOCCO INSTITUTE (OKLA.)**KANSAS LEADS, 1-0**

IN LAWRENCE	0-0
IN NEWKIRK	0-0
NEUTRAL SITES	0-0
NOT DESIGNATED	1-0
UNDER DAN FITZGERALD	0-0
1906	Unknown W 5-1

CHRISTIAN BROTHERS COLLEGE**SERIES TIED, 1-1**

IN LAWRENCE	0-0
IN ST. LOUIS	0-0
NEUTRAL SITES	0-0
NOT DESIGNATED	1-1
UNDER DAN FITZGERALD	0-0
1908	Unknown L 1-6
1908	Unknown W 4-3

THE CITADEL**SERIES TIED, 2-2**

IN LAWRENCE	0-0
IN CHARLESTON	2-2
NEUTRAL SITES	0-0
UNDER DAN FITZGERALD	1-2
02/17/2017	Charleston, S.C.* W 7-5
03/17/2023	Charleston, S.C. L 3-4
03/17/2023	Charleston, S.C. L 2-3
03/19/2023	Charleston, S.C. W 12-8

*Charleston Crab House Challenge

CLEMSON**SERIES TIED, 2-2**

IN LAWRENCE	0-0
IN CLEMSON	1-2
NEUTRAL SITES	1-0
UNDER DAN FITZGERALD	0-0
05/31/1993	Knoxville, Tenn.* W 9-1
03/10/2006	Clemson, S.C. L 2-7
03/11/2006	Clemson, S.C. W 6-5
03/12/2006	Clemson, S.C. L 3-4

*NCAA Midwest Regional

COASTAL CAROLINA**SERIES TIED, 1-1**

IN LAWRENCE	0-0
IN CONWAY	0-0
NEUTRAL SITES	1-1
UNDER DAN FITZGERALD	0-0
05/29/2009	Chapel Hill, N.C.* L 3-11
05/31/2009	Chapel Hill, N.C.* W 5-1

*Chapel Hill Regional

COLLEGE OF EMPORIA**KANSAS LEADS, 25-5**

IN LAWRENCE	12-1
IN EMPORIA	1-1
NEUTRAL SITES	0-0
NOT DESIGNATED	12-3
UNDER DAN FITZGERALD	0-0
05/09/1890	Unknown L 4-13
05/10/1890	Unknown L 15-35
06/01/1890	Unknown L 7-12
05/09/1894	Unknown W 34-3
05/12/1894	Unknown W 8-3
1900	Unknown W 10-3
1905	Unknown W 10-1
1906	Unknown W 8-1
1906	Unknown W 11-0
1906	Unknown W 16-6
1908	Unknown W 5-1
1911	Unknown W 7-5
1912	Unknown W 6-3
1913	Unknown W 7-3
1913	Unknown W 7-2
04/16/1951	Lawrence W 9-1
04/26/1960	Emporia, Kan. W 4-0
05/03/1960	Lawrence W 4-0

03/30/1961	Lawrence	W	7-5
05/02/1961	Emporia, Kan.	L	3-5
04/01/1968	Lawrence	W	6-5
04/15/1969	Lawrence	W	6-5
03/30/1970	Lawrence	W	7-2
03/30/1970	Lawrence	L	3-7
03/22/1971	Lawrence	W	7-6
03/22/1971	Lawrence	W	11-1
03/27/1972	Lawrence	W	4-0
03/27/1972	Lawrence	W	3-0
03/21/1973	Lawrence	W	3-1
03/21/1973	Lawrence	W	5-0

COLORADO

KANSAS LEADS, 37-32

IN LAWRENCE	20-15
IN BOULDER	16-16
NEUTRAL SITES	0-0
NOT DESIGNATED	1-1
UNDER DAN FITZGERALD	0-0

1905	Unknown	W	9-1
1905	Unknown	L	3-4
05/20/1949	Lawrence	W	4-3
05/21/1949	Lawrence	W	7-2
04/14/1950	Boulder, Colo.	L	3-4
05/18/1951	Lawrence	L	3-7
05/02/1952	Boulder, Colo.	L	8-9
05/03/1952	Boulder, Colo.	W	9-2
05/07/1954	Boulder, Colo.	L	5-6
05/09/1955	Lawrence	L	1-3
05/10/1955	Lawrence	W	11-10
05/18/1956	Boulder, Colo.	W	10-6
05/19/1956	Boulder, Colo.	W	22-13
05/03/1957	Lawrence	W	7-1
05/04/1957	Lawrence	W	7-0
05/04/1957	Lawrence	L	3-4
05/02/1958	Boulder, Colo.	W	4-0
05/03/1958	Boulder, Colo.	W	10-8
05/03/1958	Boulder, Colo.	W	8-3
05/01/1959	Lawrence	L	12-15
05/02/1959	Lawrence	L	1-5
05/02/1959	Lawrence	L	5-11
05/06/1960	Boulder, Colo.	W	5-4
05/06/1960	Boulder, Colo.	L	4-5
05/07/1960	Boulder, Colo.	W	14-8
04/07/1961	Lawrence	W	11-6
04/07/1961	Lawrence	L	1-13
05/04/1962	Boulder, Colo.	L	4-7
05/04/1962	Boulder, Colo.	L	6-7
05/05/1962	Boulder, Colo.	L	1-7
05/10/1963	Lawrence	W	8-2
05/10/1963	Lawrence	W	5-2
05/11/1963	Lawrence	W	5-3
05/15/1964	Boulder, Colo.	W	8-0
05/15/1964	Boulder, Colo.	L	5-6
05/16/1964	Boulder, Colo.	L	6-11
04/09/1965	Boulder, Colo.	W	9-3
04/09/1965	Boulder, Colo.	W	2-1
04/10/1965	Boulder, Colo.	W	5-3
04/29/1966	Boulder, Colo.	L	0-2
04/29/1966	Boulder, Colo.	W	5-4
04/30/1966	Boulder, Colo.	L	9-10
04/28/1967	Lawrence	W	1-0
04/28/1967	Lawrence	W	1-0
04/29/1967	Lawrence	W	3-2
04/25/1969	Lawrence	L	8-10
04/25/1969	Lawrence	W	2-1

04/24/1970	Boulder, Colo.	W	6-5
04/24/1970	Boulder, Colo.	W	6-1
04/25/1970	Boulder, Colo.	W	5-3
04/26/1971	Lawrence	L	1-4
04/26/1971	Lawrence	L	2-5
04/27/1971	Lawrence	W	8-7
04/14/1972	Boulder, Colo.	L	2-3
04/14/1972	Boulder, Colo.	L	0-2
04/15/1972	Boulder, Colo.	W	12-8
05/04/1973	Lawrence	L	1-6
05/04/1973	Lawrence	L	1-5
05/05/1973	Lawrence	L	0-4
04/19/1974	Boulder, Colo.	L	9-0
04/19/1974	Boulder, Colo.	W	10-3
04/20/1974	Boulder, Colo.	L	5-6
04/11/1975	Lawrence	L	1-3
04/11/1975	Lawrence	L	0-6
04/12/1975	Lawrence	W	3-2
04/09/1979	Boulder, Colo.	W	11-0
04/09/1979	Boulder, Colo.	L	3-5
04/07/1980	Lawrence	W	7-5
04/07/1980	Lawrence	W	11-10

COLORADO MINES

SERIES TIED, 1-1

IN LAWRENCE	0-0		
IN GOLDEN	0-0		
NEUTRAL SITES	0-0		
NOT DESIGNATED	1-1		
UNDER DAN FITZGERALD	0-0		
1905	Unknown	W	11-2
1905	Unknown	L	0-1

COLORADO SPRINGS

KANSAS LEADS, 2-0

IN LAWRENCE	0-0		
IN COLORADO SPRINGS	0-0		
NEUTRAL SITES	0-0		
NOT DESIGNATED	2-0		
UNDER DAN FITZGERALD	0-0		
1905	Unknown	W	15-10
1905	Unknown	W	8-3

COLORADO STATE

KANSAS LEADS, 5-1

IN LAWRENCE	3-0		
IN FORT COLLINS	0-0		
NEUTRAL SITES	2-1		
UNDER DAN FITZGERALD	0-0		
03/16/1990	Houston, Texas	W	7-0
03/17/1990	Houston, Texas	W	8-7
03/17/1990	Houston, Texas	L	4-12
03/14/1992	Lawrence	W	7-6
03/14/1992	Lawrence	W	9-4
03/15/1992	Lawrence	W	11-0

COLUMBIA COLLEGE (MO.)

COLUMBIA COLLEGE LEADS, 1-0

IN LAWRENCE	0-0		
IN COLUMBIA	0-1		
NEUTRAL SITES	0-0		
UNDER DAN FITZGERALD	0-0		
04/16/1940	Columbia, Mo.	L	6-9

CONCORDIA (NEB.)

SERIES TIED, 1-1

IN LAWRENCE	1-1		
IN SEWARD	0-0		
NEUTRAL SITES	0-0		
UNDER DAN FITZGERALD	0-0		
03/30/1982	Lawrence	L	5-11
03/30/1982	Lawrence	W	13-3

CORNELL

KANSAS LEADS, 1-0

IN LAWRENCE	0-0		
IN ITHICA	0-0		
NEUTRAL SITES	0-0		
NOT DESIGNATED	1-0		
UNDER DAN FITZGERALD	0-0		
1900	Unknown	W	18-7

CREIGHTON

CREIGHTON LEADS, 25-18

IN LAWRENCE	12-14		
IN OMAHA	4-11		
NEUTRAL SITES	1-0		
NOT DESIGNATED	1-0		
UNDER DAN FITZGERALD	1-0		
1903	Unknown	W	15-13
04/22/1980	Lawrence	L	3-6
04/22/1980	Lawrence	L	2-4
03/27/1988	Omaha, Neb.	L	8-14
04/28/1988	Lawrence	W	10-7
03/22/1989	Lawrence	L	5-7
03/22/1989	Lawrence	L	3-4
03/28/1989	Omaha, Neb.	L	3-5
04/18/1989	Omaha, Neb.	L	3-8
03/20/1990	Omaha, Neb.	L	0-5
03/05/1991	Lawrence	W	13-11 (10)
04/17/1991	Omaha, Neb.	L	3-12
03/25/1992	Omaha, Neb.	L	0-5
04/22/1992	Lawrence	L	2-7
03/17/1994	Omaha, Neb.	W	9-7
04/18/1994	Lawrence	W	6-3 (11)
05/10/1996	Lawrence	W	28-6
05/11/1996	Lawrence	L	9-10
03/26/1997	Omaha, Neb.	L	10-15
03/03/1998	Lawrence	L	4-7
02/25/2000	Lawrence	L	9-10 (11)
02/26/2000	Lawrence	L	6-8
02/27/2000	Lawrence	L	3-5
02/22/2004	Lawrence	W	5-1
04/26/2006	Kansas City, Kan.*	W	9-1
04/14/2009	Omaha, Neb.	W	7-6 (10)
03/23/2010	Lawrence	W	5-4
04/07/2010	Omaha, Neb.	W	5-4
02/22/2011	Lawrence	L	3-4 (10)
04/26/2011	Omaha, Neb.	L	3-5
04/03/2012	Omaha, Neb.	L	3-7
04/02/2013	Lawrence	L	4-6
04/16/2013	Omaha, Neb.	L	4-12
03/26/2014	Omaha, Neb.	W	11-0
03/22/2017	Lawrence	L	3-7
04/11/2018	Omaha, Neb.	L	11-14
04/24/2019	Lawrence	L	5-6
03/04/2020	Lawrence	W	3-2
03/19/2021	Lawrence	W	7-6 (14)
03/20/2021	Lawrence	W	11-3
03/20/2021	Lawrence	W	11-3
03/21/2021	Lawrence	W	7-4
03/29/2023	Lawrence	W	3-1

*Best of the Midwest Tournament

DGD INSTITUTE**DGD INSTITUTE LEADS, 1-0**

IN LAWRENCE	0-0
AT DGD INSTITUTE (HOME CITY UNKNOWN)	0-0
NEUTRAL SITES	0-0
NOT DESIGNATED	0-1
UNDER DAN FITZGERALD	0-0
1900	Unknown L 1-2

DALLAS**KANSAS LEADS, 8-0-2**

IN LAWRENCE	0-0
IN IRVING	8-0-2
NEUTRAL SITES	0-0
UNDER DAN FITZGERALD	0-0
03/11/1977	Irving, Texas W 15-4
03/11/1977	Irving, Texas W 4-1
03/10/1978	Irving, Texas W 6-0
03/10/1978	Irving, Texas T 1-1
03/10/1979	Irving, Texas W 9-1
03/10/1979	Irving, Texas T 4-4
03/08/1980	Irving, Texas W 11-7
03/08/1980	Irving, Texas W 9-3
03/14/1981	Irving, Texas W 9-2
03/14/1981	Irving, Texas W 13-3

DANA COLLEGE**KANSAS LEADS, 2-0**

IN LAWRENCE	2-0
IN BLAIR	0-0
NEUTRAL SITES	0-0
UNDER DAN FITZGERALD	0-0
04/25/1973	Lawrence W 6-1
04/25/1973	Lawrence W 4-0

DARTMOUTH**KANSAS LEADS, 4-1**

IN LAWRENCE	2-1
IN HANOVER	0-0
NEUTRAL SITES	2-0
UNDER DAN FITZGERALD	0-0
03/20/2008	Bradenton, Fla.* W 8-6
05/30/2009	Chapel Hill, N.C.^ W 16-0
03/21/2014	Lawrence W 13-5
03/22/2014	Lawrence W 11-7
03/23/2014	Lawrence L 2-3

*Florida Spring Classic; ^Chapel Hill Regional

DRAKE**KANSAS LEADS, 3-1**

IN LAWRENCE	0-0
IN DES MOINES	0-0
NEUTRAL SITES	0-0
NOT DESIGNATED	3-1
UNDER DAN FITZGERALD	0-0
1920	Unknown W 5-4
1920	Unknown L 6-7
1921	Unknown W 5-2
1921	Unknown W 4-3

DRURY**DRURY LEADS, 3-2**

IN LAWRENCE	0-0
IN SPRINGFIELD	0-0
NEUTRAL SITES	0-0
NOT DESIGNATED	2-3
UNDER DAN FITZGERALD	0-0
1900	Unknown L 3-10

1906	Unknown W 8-7
1906	Unknown L 3-8
1907	Unknown W 13-1
1907	Unknown L 0-2

EAST TENNESSEE STATE**EAST TENNESSEE STATE LEADS, 1-0**

IN LAWRENCE	0-0
IN JOHNSON CITY	0-0
NEUTRAL SITES	0-1
UNDER DAN FITZGERALD	0-0
03/16/1979	Edinburg, Texas L 1-9

EASTERN MICHIGAN**KANSAS LEADS, 7-6**

IN LAWRENCE	4-3
IN YPSILANTI	0-0
NEUTRAL SITES	3-3
UNDER DAN FITZGERALD	0-0
03/18/2001	Lawrence L 8-9
03/19/2001	Lawrence W 13-3
02/21/2003	Lawrence W 3-1
02/22/2003	Lawrence W 6-2
02/22/2010	Minneapolis, Minn. L 1-3
02/22/2010	Minneapolis, Minn. W 9-5
03/11/2011	Lawrence W 8-2
03/12/2011	Lawrence L 1-8
03/13/2011	Lawrence L 4-10
03/01/2013	Grand Prairie, Texas L 4-6
03/02/2013	Grand Prairie, Texas W 5-4
03/02/2013	Grand Prairie, Texas W 8-0
03/03/2013	Grand Prairie, Texas L 6-11

EMPORIA STATE**KANSAS LEADS, 45-21**

IN LAWRENCE	33-9
IN EMPORIA	4-10
NEUTRAL SITES	1-0
NOT DESIGNATED	7-2
UNDER DAN FITZGERALD	0-0
05/10/1894	Unknown W 13-10
1894	Unknown W 13-6
1904	Unknown L 7-15
1905	Unknown W 4-0
1907	Unknown W 11-1
1910	Unknown W 3-2
1912	Unknown W 8-0
1917	Unknown W 3-1
1917	Unknown L 3-6
04/02/1968	Lawrence L 1-8
03/27/1970	Lawrence W 6-2
03/27/1970	Lawrence W 5-1
03/22/1972	Lawrence W 6-1
03/22/1972	Lawrence W 6-5
03/26/1974	Lawrence W 4-0
03/26/1974	Lawrence W 3-2
04/16/1974	Lawrence W 3-2
04/16/1974	Lawrence W 6-5
04/01/1975	Lawrence W 7-5
04/01/1975	Lawrence L 1-4
05/04/1976	Lawrence W 2-1
05/04/1976	Lawrence W 1-0
04/07/1977	Manhattan, Kan. W 7-2
04/19/1977	Emporia, Kan. L 3-4
04/19/1977	Emporia, Kan. L 1-2
04/26/1977	Lawrence W 3-2
04/26/1977	Lawrence W 13-5

04/04/1978	Lawrence L 4-5
04/04/1978	Lawrence W 13-8
04/11/1978	Lawrence W 3-1
04/11/1978	Lawrence L 3-4
03/31/1979	Lawrence W 6-1
03/31/1979	Lawrence W 3-2
04/01/1980	Lawrence L 7-8
03/10/1981	Emporia, Kan. W 9-4
03/10/1981	Emporia, Kan. W 17-5
04/29/1981	Lawrence W 8-2
04/29/1981	Lawrence W 9-8
03/10/1982	Emporia, Kan. L 5-6
03/10/1982	Emporia, Kan. L 5-10
04/14/1982	Lawrence L 0-1
04/14/1982	Lawrence W 2-0
04/04/1984	Lawrence W 6-3
04/04/1984	Lawrence L 3-4
04/25/1984	Emporia, Kan. L 6-7
04/25/1984	Emporia, Kan. L 11-16
03/24/1985	Lawrence W 11-1
03/24/1985	Lawrence W 7-4
04/17/1985	Emporia, Kan. W 8-4
04/17/1985	Emporia, Kan. W 8-7
03/23/1986	Emporia, Kan. L 6-7
03/23/1986	Emporia, Kan. L 1-4
04/28/1987	Emporia, Kan. L 4-7
04/28/1987	Emporia, Kan. L 17-18
03/26/1988	Lawrence W 18-8
03/26/1988	Lawrence W 8-5
04/19/1988	Lawrence W 13-12
04/17/1989	Lawrence W 18-4
04/23/1989	Lawrence W 10-4
04/23/1989	Lawrence W 3-2
04/21/1990	Lawrence W 9-8

03/19/1991	Lawrence W 10-9
04/16/1991	Lawrence W 22-0
03/15/1994	Lawrence W 15-5
03/21/1995	Lawrence L 5-7
04/30/1996	Lawrence L 10-24

FLORIDA GULF COAST**FLORIDA GULF COAST LEADS, 3-1**

IN LAWRENCE	0-0
IN FORT MYERS	1-3
NEUTRAL SITES	0-0
UNDER DAN FITZGERALD	0-0
02/26/2021	Fort Myers, Fla. W 5-3
02/27/2021	Fort Myers, Fla. L 5-6
02/28/2021	Fort Myers, Fla. L 0-2 (7)
02/28/2021	Fort Myers, Fla. L 2-3 (7)

FLORIDA STATE**FLORIDA STATE LEADS, 2-0**

IN LAWRENCE	0-0
IN TALLAHASSEE	0-2
NEUTRAL SITES	0-0
UNDER DAN FITZGERALD	0-0
03/05/2018	Tallahassee, Fla. L 5-10
03/06/2018	Tallahassee, Fla. L 7-12

FORBES AIR BASE**KANSAS LEADS, 2-0**

IN LAWRENCE	1-0
IN TOPEKA	1-0
NEUTRAL SITES	0-0
UNDER DAN FITZGERALD	0-0
04/03/1959	Lawrence W 24-8
04/06/1959	Topeka, Kan. W 16-12

FORT HAYS STATE

KANSAS LEADS, 15-1

IN LAWRENCE				15-1
IN HAYS				0-0
NEUTRAL SITES				0-0
UNDER DAN FITZGERALD				0-0
03/31/1978	Lawrence	W		11-0
03/31/1978	Lawrence	W		16-3
03/08/1979	Lawrence	W		3-1
03/08/1979	Lawrence	W		9-2
03/22/1980	Lawrence	W		5-3
03/22/1980	Lawrence	W		5-4
04/15/1981	Lawrence	W		2-0
04/15/1981	Lawrence	W		7-1
03/22/1985	Lawrence	W		4-3
03/22/1985	Lawrence	W		11-4
04/09/1986	Lawrence	L		0-2
04/09/1986	Lawrence	W		9-3
03/23/1989	Lawrence	W		2-1
03/23/1989	Lawrence	W		4-3
04/05/1993	Lawrence	W		4-0
04/05/1993	Lawrence	W		13-1

FORT LEAVENWORTH

KANSAS LEADS, 1-0

IN LAWRENCE				0-0
IN LEAVENWORTH				0-0
NEUTRAL SITES				0-0
NOT DESIGNATED				1-0
UNDER DAN FITZGERALD				0-0
1907	Unknown	W		7-1

FORT RILEY

KANSAS LEADS, 1-0

IN LAWRENCE				0-0
IN JUNCTION CITY				0-0
NEUTRAL SITES				0-0
NOT DESIGNATED				1-0
UNDER DAN FITZGERALD				0-0
1907	Unknown	W		2-0

FORT SAM HOUSTON

KANSAS LEADS, 1-0

IN LAWRENCE				0-0
IN SAN ANTONIO				1-0
NEUTRAL SITES				0-0
UNDER DAN FITZGERALD				0-0
04/03/1965	San Antonio, Texas	W		8-0

FRESNO STATE

SERIES TIED, 1-1

IN LAWRENCE				0-0
IN FRESNO				0-0
NEUTRAL SITES				1-1
UNDER DAN FITZGERALD				0-0
05/28/1993	Omaha, Neb.*	L		4-7
05/31/1993	Omaha, Neb.*	W		3-2 (10)

*NCAA Mideast Regional

FRIENDS (KAN.)

KANSAS LEADS, 7-1

IN LAWRENCE				5-1
IN WICHITA				0-0
NEUTRAL SITES				0-0
NOT DESIGNATED				2-0
UNDER DAN FITZGERALD				0-0
1906	Unknown	W		3-1
1906	Unknown	W		9-3

05/02/1972	Lawrence	W		5-2
05/02/1972	Lawrence	W		5-4
04/02/1974	Lawrence	W		9-7
04/02/1974	Lawrence	L		0-3
03/07/1987	Lawrence	W		6-2
03/07/1987	Lawrence	W		8-3

FURMAN (S.C.)

KANSAS LEADS, 2-1

IN LAWRENCE				0-0
IN GREENVILLE				2-1
NEUTRAL SITES				0-0
UNDER DAN FITZGERALD				0-0
04/26/2019	Greenville, S.C.	W		11-7
04/27/2019	Greenville, S.C.	L		0-3
04/28/2019	Greenville, S.C.	W		15-1

GALVESTON (TEXAS)

GALVESTON LEADS, 2-0

IN LAWRENCE				0-0
IN GALVESTON				0-0
NEUTRAL SITES				0-0
NOT DESIGNATED				0-2
UNDER DAN FITZGERALD				0-0
1906	Unknown	L		2-10
1906	Unknown	L		2-13

GEORGETOWN

KANSAS LEADS, 1-0

IN LAWRENCE				0-0
IN FAIRFAX				0-0
NEUTRAL SITES				1-0
UNDER DAN FITZGERALD				0-0
03/09/2019	Port Charlotte, Fla.*	W		6-2

*Snowbird Classic

GEORGE MASON

KANSAS LEADS, 1-0

IN LAWRENCE				0-0
IN FAIRFAX				0-0
NEUTRAL SITES				1-0
UNDER DAN FITZGERALD				0-0
03/11/1992	Jacksonville, Fla.	W		5-0

GONZAGA

SERIES TIED, 1-1

IN LAWRENCE				0-0
IN SPOKANE				0-0
NEUTRAL SITES				1-1
UNDER DAN FITZGERALD				0-0
02/27/2010	Peoria, Ariz.*	W		9-5
03/04/2012	San Antonio, Texas^	L		2-7

*Peoria College Baseball Showdown; ^UTSA Classic

GRACELAND COLLEGE

KANSAS LEADS, 1-0

IN LAWRENCE				1-0
IN LAMONI				0-0
NEUTRAL SITES				0-0
UNDER DAN FITZGERALD				0-0
04/14/1991	Lawrence	W		28-3

GRAND CANYON

KANSAS LEADS, 7-5-1

IN LAWRENCE				1-1-1
IN PHOENIX				6-4
NEUTRAL SITES				0-0
UNDER DAN FITZGERALD				0-0
02/12/1993	Phoenix, Ariz.	L		3-4
02/13/1993	Phoenix, Ariz.	W		12-3
02/14/1993	Phoenix, Ariz.	W		9-2
02/10/1996	Phoenix, Ariz.	L		9-19
04/15/2014	Lawrence	L		3-5
04/16/2014	Lawrence	W		7-1
03/03/2015	Phoenix, Ariz.	L		4-12
03/04/2015	Phoenix, Ariz.	W		9-5
04/26/2016	Lawrence	T		5-5 (10)
04/25/2017	Phoenix, Ariz.	W		9-4
04/26/2017	Phoenix, Ariz.	W		7-3
03/20/2018	Phoenix, Ariz.	L		2-12
03/21/2018	Phoenix, Ariz.	W		6-5

GRAND VIEW COLLEGE

KANSAS LEADS, 4-0

IN LAWRENCE				4-0
IN DES MOINES				0-0
NEUTRAL SITES				0-0
UNDER DAN FITZGERALD				0-0
03/06/1993	Lawrence	W		16-0
03/07/1993	Lawrence	W		18-4
03/07/1993	Lawrence	W		21-0
03/03/1994	Lawrence	W		21-5

HARDIN-SIMMONS

KANSAS LEADS, 4-0

IN LAWRENCE				2-0
IN ABILENE				2-0
NEUTRAL SITES				0-0
UNDER DAN FITZGERALD				0-0
02/15/1991	Abilene, Texas	W		13-6
02/16/1991	Abilene, Texas	W		13-4
04/12/1991	Lawrence	W		9-2
04/13/1991	Lawrence	W		7-6

HAWAII

HAWAII LEADS, 10-4

IN LAWRENCE				0-0
IN HONOLULU				0-3
NEUTRAL SITES				1-1
NOT DESIGNATED				3-6
UNDER DAN FITZGERALD				0-0
1911	Unknown	W		10-8
1913	Unknown	L		0-16
1913	Unknown	L		5-8
1914	Unknown	L		2-9
1914	Unknown	L		5-7
1915	Unknown	W		4-3
1915	Unknown	L		1-12
1916	Unknown	L		7-9
1916	Unknown	W		7-6
03/10/1989	Honolulu, Hawaii	L		5-11
03/11/1989	Honolulu, Hawaii	L		1-9
03/12/1989	Honolulu, Hawaii	L		5-11
06/02/2006	Corvallis, Ore.*	W		9-6
06/04/2006	Corvallis, Ore.*	L		5-9

*Corvallis Regional

HAWAII-HILO**KANSAS LEADS, 26-10**

IN LAWRENCE		0-0
IN HILO		16-7
NEUTRAL SITES		10-3
UNDER DAN FITZGERALD		0-0
03/13/1989	Hilo, Hawaii	L 4-9
03/14/1989	Hilo, Hawaii	L 1-10
01/24/2003	Hilo, Hawaii	L 7-8
01/24/2003	Hilo, Hawaii	W 9-3
01/25/2003	Kona, Hawaii	L 4-7
01/25/2003	Kona, Hawaii	W 9-4
01/26/2003	Kona, Hawaii	W 5-3
01/26/2003	Kona, Hawaii	W 6-0
01/16/2004	Hilo, Hawaii	L 3-7
01/16/2004	Hilo, Hawaii	W 9-5
01/17/2004	Hilo, Hawaii	W 14-2
01/18/2004	Kona, Hawaii	W 14-9
01/19/2004	Kona, Hawaii	W 3-2
01/19/2004	Kona, Hawaii	L 3-4
01/20/2004	Hilo, Hawaii	W 17-10
02/05/2005	Kona, Hawaii	W 4-0
02/06/2005	Kona, Hawaii	W 7-6
02/06/2005	Kona, Hawaii	W 6-0
02/07/2005	Hilo, Hawaii	W 12-3
02/08/2005	Hilo, Hawaii	W 16-8
02/09/2005	Hilo, Hawaii	W 11-1
02/01/2006	Hilo, Hawaii	W 11-1
02/02/2006	Hilo, Hawaii	W 9-2
02/03/2006	Hilo, Hawaii	W 8-3
02/04/2006	Kona, Hawaii	W 17-3
02/04/2006	Kona, Hawaii	L 6-8
02/01/2007	Hilo, Hawaii	W 4-1
02/02/2007	Hilo, Hawaii	W 12-0
02/02/2007	Hilo, Hawaii	W 7-2
02/03/2007	Hilo, Hawaii	W 10-1
02/04/2007	Kona, Hawaii	W 9-2
02/22/2008	Hilo, Hawaii	W 2-1
02/23/2008	Hilo, Hawaii	L 3-4
02/23/2008	Hilo, Hawaii	L 4-12
02/24/2008	Hilo, Hawaii	L 3-4
02/24/2008	Hilo, Hawaii	W 16-4

HAWAII-PACIFIC**KANSAS LEADS, 2-1**

IN LAWRENCE		0-0
IN HONOLULU		2-1
NEUTRAL SITES		0-0
UNDER DAN FITZGERALD		0-0
03/15/1989	Honolulu, Hawaii	W 6-4
03/15/1989	Honolulu, Hawaii	W 9-7
03/16/1989	Honolulu, Hawaii	L 0-4

HASKELL**KANSAS LEADS, 25-17-1**

IN LAWRENCE (HOME)		3-3
IN LAWRENCE (AWAY)		0-2
NEUTRAL SITES		0-0
NOT DESIGNATED		22-12-1
UNDER DAN FITZGERALD		0-0
06/01/1889	Unknown	W 22-5
1889	Unknown	W 19-14
05/03/1890	Unknown	L 7-8
06/10/1890	Unknown	L 7-15
09/20/1890	Unknown	L 11-26
08/10/1891	Unknown	W 15-5
1891	Unknown	L 4-13
04/02/1892	Unknown	T 12-12
10/08/1892	Unknown	W 15-6

1896	Unknown	W 6-2
1898	Unknown	L 5-19
1898	Unknown	W 9-8
1898	Unknown	W 14-6
1898	Unknown	L 8-15
1899	Unknown	W 9-6
1899	Unknown	W 16-10
1899	Unknown	W 31-14
1900	Unknown	W 9-7
1900	Unknown	W 9-6
1902	Unknown	L 4-7
1903	Unknown	L 2-6
1903	Unknown	W 5-3
1904	Unknown	W 7-3
1905	Unknown	L 3-5
1905	Unknown	W 9-6
1908	Unknown	W 8-7
1909	Unknown	W 1-0
1909	Unknown	L 1-3
1910	Unknown	L 1-6
1910	Unknown	W 10-5
1910	Unknown	W 6-2
1911	Unknown	W 9-0
1919	Unknown	W 14-6
1919	Unknown	L 4-6
1919	Unknown	W 14-0
04/03/1925	Lawrence (Home)	L 2-12
04/17/1930	Lawrence (Home)	W 9-8
04/13/1931	Lawrence (Home)	W 8-3
05/12/1931	Lawrence (Home)	W 7-2
04/02/1932	Lawrence (Away)	L 5-10
04/06/1932	Lawrence (Home)	L 5-8
04/12/1932	Lawrence (Away)	L 4-6
04/13/1932	Lawrence (Home)	L 0-11

HASTINGS COLLEGE (NEB.)**KANSAS LEADS, 3-0**

IN LAWRENCE		3-0
IN HASTINGS		0-0
NEUTRAL SITES		0-0
UNDER DAN FITZGERALD		0-0
04/29/1997	Lawrence	W 14-2
03/04/1998	Lawrence	W 16-6
03/15/1998	Lawrence	W 11-3

HERINGTON ARMY BASE**HERINGTON ARMY BASE LEADS, 2-0**

IN LAWRENCE		0-2
IN HERINGTON		0-0
NEUTRAL SITES		0-0
UNDER DAN FITZGERALD		0-0
05/23/1944	Lawrence	L 4-12
06/02/1944	Lawrence	L 1-11

HIGHLAND COLLEGE (KAN.)**KANSAS LEADS, 2-1**

IN LAWRENCE		0-0
IN HIGHLAND		0-0
NEUTRAL SITES		0-0
NOT DESIGNATED		2-1
UNDER DAN FITZGERALD		0-0
1900	Unknown	W 3-1
1902	Unknown	L 0-4
1902	Unknown	W 9-8

HOUSTON BAPTIST**KANSAS LEADS, 6-3**

IN LAWRENCE		2-1
IN HOUSTON		0-0
NEUTRAL SITES		4-2
UNDER DAN FITZGERALD		0-0
03/17/2012	San Antonio, Texas*	L 4-7
03/18/2012	San Antonio, Texas*	W 3-2
02/28/2014	Grand Prairie, Texas	W 11-5
03/01/2014	Grand Prairie, Texas	L 2-4
03/01/2014	Grand Prairie, Texas	W 5-0
03/02/2014	Grand Prairie, Texas	W 14-1 (7)
03/10/2017	Lawrence	W 2-1
03/10, 2017	Lawrence	L 2-4
03/12, 2017	Lawrence	W 4-2

*Irish Baseball Classic

HOWARD**KANSAS LEADS, 2-0**

IN LAWRENCE		2-0
IN WASHINGTON, D.C.		0-0
NEUTRAL SITES		0-0
UNDER DAN FITZGERALD		0-0
03/28/1997	Lawrence	W 26-4
03/29/1997	Lawrence	W 15-6

HUTCHINSON CC**HUTCHINSON CC LEADS, 1-0**

IN LAWRENCE		0-0
IN HUTCHINSON		0-0
NEUTRAL SITES		0-0
NOT DESIGNATED		0-1
UNDER DAN FITZGERALD		0-0
1907	Unknown	L 6-8

ILLINOIS**ILLINOIS LEADS, 4-3**

IN LAWRENCE		0-0
IN CHAMPAIGN		0-0
NEUTRAL SITES		3-4
UNDER DAN FITZGERALD		0-0
03/14/1976	San Antonio, Texas	L 0-1
03/13/1982	Edinburg, Texas	L 3-7
03/19/2008	Bradenton, Fla.*	L 9-11
02/18/2022	Corpus Christi, Texas	W 4-2
02/19/2022	Corpus Christi, Texas	W 12-1
02/20/2022	Corpus Christi, Texas	L 1-7
03/06/2022	Minneapolis, Minn.*	W 10-7

* Florida Spring Classic

* Cambria College Classic

ILLINOIS-CHICAGO**KANSAS LEADS, 10-3**

IN LAWRENCE		8-0
IN CHICAGO		1-1
NEUTRAL SITES		1-2
UNDER DAN FITZGERALD		1-2
03/17/1995	Lawrence	W 17-8
03/18/1995	Lawrence	W 16-4
03/19/1995	Lawrence	W 12-6
03/06/1998	Lawrence	W 16-5
03/06/1998	Lawrence	W 12-0
03/13/2001	Lawrence	W 24-2
03/14/2001	Lawrence	W 3-2
03/14/2001	Lawrence	W 3-0
04/20/2002	Chicago, Ill.	W 8-4
05/01/2002	Chicago, Ill.	L 3-5
02/16/2024	Corpus Christi, Texas	L 9-11
02/17/2024	Corpus Christi, Texas	L 6-13
02/18/2024	Corpus Christi, Texas	W 8-2

ILLINOIS STATE

KANSAS LEADS, 3-0

IN LAWRENCE	3-0
IN BLOOMINGTON-NORMAL	0-0
NEUTRAL SITES	0-0
UNDER DAN FITZGERALD	0-0
04/08/2022	Lawrence W 13-9
04/09/2022	Lawrence W 6-2
04/10/2022	Lawrence W 10-5

INDIANA

KANSAS LEADS, 3-0

IN LAWRENCE	0-0
IN BLOOMINGTON	0-0
NEUTRAL SITES	3-0
UNDER DAN FITZGERALD	0-0
03/31/1967	Seguin, Texas W 4-0
04/01/1967	Seguin, Texas W 6-2
04/01/1967	Seguin, Texas W 3-0

INDIANA STATE

INDIANA STATE LEADS, 5-3

IN LAWRENCE	2-2
IN TERRE HAUTE	1-2
NEUTRAL SITES	0-1
UNDER DAN FITZGERALD	0-0
03/11/1983	Lawrence W 6-2
03/15/2012	San Antonio, Texas* L 1-2
03/06/2020	Lawrence W 6-1
03/07/2020	Lawrence L 3-9
03/08/2020	Lawrence L 2-8
03/19/2022	Terre Haute, Ind. L 2-6
03/20/2022	Terre Haute, Ind. W 7-5
03/20/2022	Terre Haute, Ind. L 10-11

*Irish Baseball Classic

IOLA

KANSAS LEADS, 1-0

IN LAWRENCE	0-0
IN IOLA	0-0
NEUTRAL SITES	0-0
NOT DESIGNATED	1-0
UNDER DAN FITZGERALD	0-0
1906	Unknown W 7-3

IOWA

KANSAS LEADS, 15-13

IN LAWRENCE	9-7
IN IOWA CITY	4-4
NEUTRAL SITES	1-0
NOT DESIGNATED	1-2
UNDER DAN FITZGERALD	0-0
1900	Unknown L 3-10
1923	Unknown W 7-5
1923	Unknown L 1-4
04/25/1987	Lawrence L 2-15
04/25/1987	Lawrence L 10-11
04/26/1987	Lawrence W 9-8
03/14/1993	Lawrence W 7-6
03/14/1993	Lawrence L 5-9
03/10/1995	Lawrence W 4-3
03/11/1995	Lawrence W 6-0
03/12/1995	Lawrence L 6-7
03/02/2008	Nashville, Tenn.* W 9-5
04/07/2009	Iowa City, Iowa W 5-4
04/08/2009	Iowa City, Iowa W 9-3

03/05/2010	Lawrence W 8-1
03/05/2010	Lawrence L 3-5
03/06/2010	Lawrence W 8-4
03/07/2010	Lawrence W 15-7
02/28/2011	Lawrence W 5-2
04/12/2011	Iowa City, Iowa W 12-5
04/09/2013	Iowa City, Iowa W 8-3
04/08/2014	Iowa City, Iowa L 3-5
04/09/2014	Iowa City, Iowa L 7-12
03/20/2015	Lawrence W 4-3
03/21/2015	Lawrence L 4-6
03/22/2015	Lawrence L 2-6
03/10/2020	Iowa City, Iowa L 0-8
03/11/2020	Iowa City, Iowa L 1-3

*Music City Classic

IRON CLADS

KANSAS LEADS, 1-0

IN LAWRENCE	0-0
AT IRON CLADS (HOME CITY UNKNOWN)	0-0
NEUTRAL SITES	0-0
NOT DESIGNATED	1-0
UNDER DAN FITZGERALD	0-0
04/30/1885	Unknown W 29-15

JACKSON STATE

KANSAS LEADS, 3-1

IN LAWRENCE	2-1
IN JACKSON	0-0
NEUTRAL SITES	1-0
UNDER DAN FITZGERALD	0-0
02/23/2013	Conway, Ark. W 10-6
03/13/2013	Lawrence W 11-0
05/07/2019	Lawrence W 2-1
05/07/2019	Lawrence L 7-8

JACKSONVILLE

SERIES TIED, 1-1

IN LAWRENCE	0-1
IN JACKSONVILLE	1-0
NEUTRAL SITES	0-0
UNDER DAN FITZGERALD	0-0
03/10/1992	Jacksonville, Fla. W 7-4
05/26/1994	Lawrence L 2-7

KANSAS CITY ATHLETIC CLUB

KANSAS LEADS, 1-0

IN LAWRENCE	0-0
IN KANSAS CITY	0-0
NEUTRAL SITES	0-0
NOT DESIGNATED	1-0
UNDER DAN FITZGERALD	0-0
1914	Unknown W 5-3

KANSAS CITY BLUES

KANSAS LEADS, 2-0

IN LAWRENCE	0-0
IN KANSAS CITY	0-0
NEUTRAL SITES	0-0
NOT DESIGNATED	2-0
UNDER DAN FITZGERALD	0-0
1900	Unknown W 4-3
1900	Unknown W 25-10

KANSAS CITY ROYALS

KANSAS CITY ROYALS LEAD, 1-0

IN LAWRENCE	0-0
IN KANSAS CITY	0-1
NEUTRAL SITES	0-0
UNDER DAN FITZGERALD	0-0
04/18/1979	Kansas City, Mo. (Exh.) L 5-6

KANSAS WESLEYAN

KANSAS LEADS, 2-0

IN LAWRENCE	1-0
IN SALINA	0-0
NEUTRAL SITES	1-0
UNDER DAN FITZGERALD	0-0
04/06/1977	Manhattan, Kan. W 3-1
04/04/2007	Lawrence W 11-4

KEIO

KANSAS LEADS, 1-0

IN LAWRENCE	0-0
AT KEIO (HOME CITY UNKNOWN)	0-0
NEUTRAL SITES	0-0
NOT DESIGNATED	1-0
UNDER DAN FITZGERALD	0-0
1911	Unknown W 10-8

KENTUCKY

KENTUCKY LEADS, 2-1

IN LAWRENCE	0-0
IN LEXINGTON	0-0
NEUTRAL SITES	1-2
UNDER DAN FITZGERALD	0-0
05/30/2014	Louisville, Ky.* W 10-6
06/01/2014	Louisville, Ky.* L 6-8
02/25/2024	Round Rock, Texas L 5-8

*Louisville Regional

KNOX

KNOX LEADS, 1-0

IN LAWRENCE	0-0
AT KNOX (HOME CITY UNKNOWN)	0-0
NEUTRAL SITES	0-0
NOT DESIGNATED	0-1
UNDER DAN FITZGERALD	0-0
1900	Unknown L 3-6

LACKLAND AIR BASE

KANSAS LEADS, 1-0

IN LAWRENCE	0-0
IN LACKLAND	1-0
NEUTRAL SITES	0-0
UNDER DAN FITZGERALD	0-0
04/02/1965	Lackland, Texas W 4-1

LAFAYETTE

KANSAS LEADS, 1-0

IN LAWRENCE	0-0
IN EASTON	1-0
NEUTRAL SITES	0-0
UNDER DAN FITZGERALD	0-0
03/23/2021	Easton, Pa. W 20-5

LAMAR

LAMAR LEADS, 1-0

IN LAWRENCE	0-0
IN BEAUMONT	0-0
NEUTRAL SITES	0-1
UNDER DAN FITZGERALD	0-0
02/06/2004	Edinburg, Texas L 2-3

LAWRENCE ATHLETICS**KANSAS LEADS, 11-5**

IN LAWRENCE (HOME) 0-0			
IN LAWRENCE (AWAY) 0-0			
NEUTRAL SITES 0-0			
NOT DESIGNATED 11-5			
UNDER DAN FITZGERALD 0-0			
09/28/1885	Unknown	W	25-6
10/30/1886	Unknown	L	7-11
04/07/1887	Unknown	L	4-8
04/09/1887	Unknown	L	6-8
04/26/1887	Unknown	L	3-11
10/12/1888	Unknown	W	7-3
04/30/1889	Unknown	W	19-14
05/02/1889	Unknown	W	19-14
1890	Unknown	W	19-14
04/23/1892	Unknown	W	4-3
05/19/1892	Unknown	L	4-10
05/03/1893	Unknown	W	6-4
05/10/1893	Unknown	W	8-1
1900	Unknown	W	20-0
1907	Unknown	W	6-3
1912	Unknown	W	5-4

LEMOYNE**KANSAS LEADS, 1-0**

IN LAWRENCE 1-0			
IN SYRACUSE 0-0			
NEUTRAL SITES 0-0			
UNDER DAN FITZGERALD 0-0			
03/05/2008	Lawrence	W	13-2

LIBERTY**LIBERTY LEADS, 1-0**

IN LAWRENCE 0-0			
IN LIBERTY 0-0			
NEUTRAL SITES 0-1			
UNDER DAN FITZGERALD 0-0			
02/19/2017	Charleston, S.C.*	L	1-6

*Charleston Crab House Challenge

LIPSCOMB**KANSAS LEADS, 2-0**

IN LAWRENCE 0-0			
IN NASHVILLE 2-0			
NEUTRAL SITES 0-0			
UNDER DAN FITZGERALD 0-0			
03/01/2003	Nashville, Tenn.	W	10-4
02/25/2006	Nashville, Tenn.	W	15-10

LITTLE ROCK**KANSAS LEADS, 8-4**

*FORMERLY ARKANSAS-LITTLE ROCK

IN LAWRENCE 5-0			
IN LITTLE ROCK 3-4			
NEUTRAL SITES 0-0			
UNDER DAN FITZGERALD 0-0			
02/15/1992	Little Rock, Ark.	W	12-1
02/16/1992	Little Rock, Ark.	L	3-8
02/08/2003	Little Rock, Ark.	W	7-4 (10)
02/08/2003	Little Rock, Ark.	L	4-5
03/12/2004	Lawrence	W	16-1
03/13/2004	Lawrence	W	14-2
03/14/2004	Lawrence	W	9-1
03/30/2010	Lawrence	W	9-8
05/18/2010	Little Rock, Ark.	L	9-11
03/22/2011	Lawrence	W	5-3
05/01/2012	Little Rock, Ark.	W	16-12
02/20/2016	Little Rock, Ark.	L	2-4

LONG BEACH STATE**LONG BEACH STATE LEADS, 1-0**

IN LAWRENCE 0-0			
IN LONG BEACH 0-0			
NEUTRAL SITES 0-1			
UNDER DAN FITZGERALD 0-0			
06/06/1993	Omaha, Neb.*	L	1-6

*College World Series

LOUISIANA-LAFAYETTE**LOUISIANA-LAFAYETTE LEADS, 1-0**

IN LAWRENCE 0-0			
IN LAFAYETTE 0-0			
NEUTRAL SITES 0-1			
UNDER DAN FITZGERALD 0-0			
03/03/2012	San Antonio, Texas	L	6-8

LOUISIANA TECH**KANSAS LEADS, 1-0**

IN LAWRENCE 0-0			
IN RUSTON 0-0			
NEUTRAL SITES 1-0			
UNDER DAN FITZGERALD 0-0			
02/23/1996	Lake Charles, La.	W	11-10

LOUISVILLE**LOUISVILLE LEADS, 1-0**

IN LAWRENCE 0-0			
IN LOUISVILLE 0-1			
NEUTRAL SITES 0-0			
UNDER DAN FITZGERALD 0-0			
05/31/2014	Louisville, Ky.*	L	3-6

*Louisville Regional

LSU**LSU LEADS, 7-5**

IN LAWRENCE 0-0			
IN BATON ROUGE 7-5			
NEUTRAL SITES 0-0			
UNDER DAN FITZGERALD 0-0			
03/10/1990	Baton Rouge, La.	L	1-10
03/10/1990	Baton Rouge, La.	L	3-9
03/11/1990	Baton Rouge, La.	L	2-8
02/14/2003	Baton Rouge, La.	W	9-6 (10)
02/16/2003	Baton Rouge, La.	W	6-4
02/16/2003	Baton Rouge, La.	W	9-7
03/12/2010	Baton Rouge, La.	W	11-9
03/13/2010	Baton Rouge, La.	L	2-4
03/14/2010	Baton Rouge, La.	W	8-4
02/13/2015	Baton Rouge, La.	L	1-4
02/14/2015	Baton Rouge, La.	L	5-8
02/15/2015	Baton Rouge, La.	L	4-7

MAINE**KANSAS LEADS, 2-0**

IN LAWRENCE 0-0			
IN ORONO 0-0			
NEUTRAL SITES 2-0			
UNDER DAN FITZGERALD 0-0			
03/12/1984	Edinburg, Texas	W	5-4
03/16/1984	Edinburg, Texas	W	8-6

MARYMOUNT**KANSAS LEADS, 3-0**

IN LAWRENCE 2-0			
IN SALINA 0-0			
NEUTRAL SITES 1-0			
UNDER DAN FITZGERALD 0-0			
04/07/1977	Manhattan, Kan.	W	12-2

03/29/1984	Lawrence	W	7-2
03/29/1984	Lawrence	W	9-3

MCCOOKS**KANSAS LEADS, 2-1-1**

IN LAWRENCE 0-0			
AT MCCOOKS (HOME CITY UNKNOWN) 0-0			
NEUTRAL SITES 0-0			
NOT DESIGNATED 2-1-1			
UNDER DAN FITZGERALD 0-0			
05/24/1890	Unknown	W	13-4
05/06/1893	Unknown	T	6-6
04/21/1894	Unknown	L	5-6
1894	Unknown	W	24-2

MCNEESE STATE**KANSAS LEADS, 1-0**

IN LAWRENCE 0-0			
IN LAKE CHARLES 1-0			
NEUTRAL SITES 0-0			
UNDER DAN FITZGERALD 0-0			
02/24/1996	Lake Charles, La.	W	13-7

MEMPHIS**MEMPHIS LEADS, 2-0**

IN LAWRENCE 0-0			
IN MEMPHIS 0-2			
NEUTRAL SITES 0-0			
UNDER DAN FITZGERALD 0-0			
02/20/2009	Memphis, Tenn.	L	4-5
02/22/2009	Memphis, Tenn.	L	1-2

MEMPHIS NAVAL AIR STATION**KANSAS LEADS, 3-0**

IN LAWRENCE 0-0			
IN MEMPHIS 3-0			
NEUTRAL SITES 0-0			
UNDER DAN FITZGERALD 0-0			
04/09/1955	Memphis, Tenn.	W	9-1
04/09/1955	Memphis, Tenn.	W	7-1
04/02/1956	Memphis, Tenn.	W	13-0

MIAMI (OHIO)**MIAMI (OHIO) LEADS, 3-2**

IN LAWRENCE 1-2			
IN OXFORD 0-0			
NEUTRAL SITES 1-1			
UNDER DAN FITZGERALD 0-0			
03/15/1987	Edinburg, Texas	L	7-14
03/19/1987	Edinburg, Texas	W	10-9
03/13/1988	Lawrence	L	7-10
03/14/1988	Lawrence	L	0-5
03/19/1988	Lawrence	W	6-4

MICHIGAN**MICHIGAN LEADS, 7-6**

IN LAWRENCE 5-3			
IN ANN ARBOR 1-1			
NEUTRAL SITES 0-3			
UNDER DAN FITZGERALD 0-0			
03/17/1982	Edinburg, Texas	L	5-14
03/16/1987	Edinburg, Texas	L	3-15
03/21/1987	Edinburg, Texas	L	3-15
03/15/1988	Lawrence	W	5-4
03/15/1988	Lawrence	L	1-4
03/17/2001	Lawrence	L	2-8
03/18/2001	Lawrence	W	6-5
03/22/2002	Lawrence	W	9-7

05/17/2014	Ann Arbor, Mich.	W	8-2
05/18/2014	Ann Arbor, Mich.	L	0-4
03/13/2015	Lawrence	W	6-5
03/14/2015	Lawrence	L	2-4
03/15/2015	Lawrence	W	8-4

MICHIGAN STATE

MICHIGAN STATE LEADS, 3-1

IN LAWRENCE	0-0
IN EAST LANSING	0-0
NEUTRAL SITES	1-3
UNDER DAN FITZGERALD	0-1

02/28/2020	Greenville, S.C.*	L	7-8
03/04/2022	Minneapolis, Minn.*	L	2-11
03/13/2022	Greenville, S.C.*	W	13-7
03/11/2023	Greenville, S.C.*	L	6-10

* First Pitch Invitational * Cambria College Classic

MIDDLE TENNESSEE

SERIES TIED, 1-1

IN LAWRENCE	0-0
IN MURFREESBORO	1-1
NEUTRAL SITES	0-0
UNDER DAN FITZGERALD	0-0

02/28/2003	Murfreesboro, Tenn.	L	5-6
02/17/2012	Murfreesboro, Tenn.	W	7-3

MINNEAPOLIS (KAN.)

MINNEAPOLIS LEADS, 2-0

IN LAWRENCE	0-0
IN MINNEAPOLIS	0-0
NEUTRAL SITES	0-0
NOT DESIGNATED	0-2
UNDER DAN FITZGERALD	0-0

05/19/1894	Unknown	L	5-12
05/22/1894	Unknown	L	12-18

MINNESOTA

MINNESOTA LEADS, 8-3

IN LAWRENCE	1-3
IN MINNEAPOLIS	2-5
NEUTRAL SITES	0-0
UNDER DAN FITZGERALD	0-0

03/04/1990	Lawrence	W	3-1
03/04/1990	Lawrence	L	3-4
03/05/1990	Lawrence	L	3-10
03/01/1991	Minneapolis, Minn.	L	11-14
03/02/1991	Minneapolis, Minn.	L	3-9
03/03/1991	Minneapolis, Minn.	W	3-2
03/10/2012	Minneapolis, Minn.	W	9-4
05/03/2016	Minneapolis, Minn.	L	7-19
05/04/2016	Minneapolis, Minn.	L	7-12
03/28/2017	Lawrence	L	2-5
03/05/2022	Minneapolis, Minn.*	L	1-8

* Cambria College Classic

MINNESOTA STATE-MANKATO

KANSAS LEADS, 3-0

IN LAWRENCE	3-0
IN MANKATO	0-0
NEUTRAL SITES	0-0
UNDER DAN FITZGERALD	0-0

03/09/1996	Lawrence	W	6-5
03/10/1996	Lawrence	W	7-2
03/10/1996	Lawrence	W	9-7

MISSISSIPPI STATE

MISSISSIPPI STATE LEADS, 5-0

IN LAWRENCE	0-0
IN STARKVILLE	0-4
NEUTRAL SITES	0-1
UNDER DAN FITZGERALD	0-0

03/20/1968	Riverside, Calif.	L	4-11
03/05/2005	Starkville, Miss.	L	0-5
03/06/2005	Starkville, Miss.	L	2-9
02/24/2012	Starkville, Miss.	L	0-1
02/25/2012	Starkville, Miss.	L	1-3

MISSISSIPPI VALLEY STATE

KANSAS LEADS, 3-0

IN LAWRENCE	0-0
IN ITTA BENA	0-0
NEUTRAL SITES	3-0
UNDER DAN FITZGERALD	0-0

02/24/2012	Starkville, Miss.	W	9-2
02/26/2012	Starkville, Miss.	W	14-1 (7)
02/23/2014	Port Charlotte, Fla.*	W	11-1

* Snowbird Classic

MISSOURI

MISSOURI LEADS, 204-138-2

IN LAWRENCE	56-79
IN COLUMBIA	32-93-1
NEUTRAL SITES	7-5
NOT DESIGNATED	43-27-1
UNDER DAN FITZGERALD	1-3

05/26/1894	Unknown	W	17-4
1899	Unknown	L	8-9
1899	Unknown	L	4-7
1900	Unknown	W	12-10
1900	Unknown	W	16-4
1902	Unknown	W	2-1
1902	Unknown	W	7-5
1903	Unknown	L	13-14
1903	Unknown	L	4-6
1903	Unknown	W	18-0
1905	Unknown	L	10-11
1905	Unknown	W	6-4
1906	Unknown	L	3-5
1906	Unknown	L	0-10
1906	Unknown	L	0-7
1907	Unknown	L	3-9
1907	Unknown	W	5-0
1907	Unknown	W	11-1
1908	Unknown	W	2-1
1908	Unknown	W	9-2
1908	Unknown	W	11-4
1908	Unknown	W	13-11
1909	Unknown	W	5-2
1909	Unknown	W	7-4
1909	Unknown	L	1-7
1909	Unknown	L	2-11
1910	Unknown	W	16-6
1910	Unknown	L	3-11
1910	Unknown	W	10-8
1912	Unknown	W	8-2
1912	Unknown	L	0-1
1912	Unknown	L	2-5
1912	Unknown	L	1-3
1913	Unknown	W	2-0
1913	Unknown	W	2-1
1913	Unknown	W	6-4

1914	Unknown	W	6-0
1914	Unknown	W	4-1
1914	Unknown	T	4-4
1914	Unknown	W	4-0
1915	Unknown	W	6-5
1915	Unknown	W	7-2
1915	Unknown	L	1-6
1915	Unknown	L	0-5
1916	Unknown	L	4-8
1916	Unknown	W	9-5
1916	Unknown	L	4-7
1916	Unknown	W	13-6
1917	Unknown	W	4-3
1917	Unknown	L	4-10
1917	Unknown	L	0-7
1918	Unknown	L	2-8
1918	Unknown	L	5-6
1920	Unknown	L	3-4
1920	Unknown	W	6-5
1921	Unknown	L	4-5
1921	Unknown	W	9-3
1921	Unknown	W	11-9
1921	Unknown	W	7-6
1922	Unknown	L	6-9
1922	Unknown	W	3-2
1922	Unknown	L	5-6
1922	Unknown	W	7-2
1923	Unknown	W	6-5
1923	Unknown	W	8-5
1923	Unknown	W	3-1
1923	Unknown	W	13-7
1924	Unknown	W	7-4
1924	Unknown	W	11-1
1924	Unknown	W	5-4
1924	Unknown	W	8-7
05/15/1925	Lawrence	W	4-1
05/16/1925	Lawrence	L	5-9
05/20/1925	Columbia, Mo.	W	9-5
05/21/1925	Columbia, Mo.	L	6-7
04/30/1926	Lawrence	W	9-2
05/01/1926	Lawrence	W	6-5
05/08/1926	Columbia, Mo.	L	4-5
05/06/1927	Columbia, Mo.	W	14-9
05/24/1927	Lawrence	W	9-5
05/25/1927	Lawrence	W	16-4
04/27/1928	Lawrence	L	6-8
04/28/1928	Lawrence	W	3-1
05/11/1928	Columbia, Mo.	L	10-12
05/12/1928	Columbia, Mo.	W	8-3
05/01/1929	Columbia, Mo.	L	0-3
05/02/1929	Columbia, Mo.	L	5-7
05/10/1929	Lawrence	L	2-4
05/16/1930	Lawrence	W	5-3
05/17/1930	Lawrence	L	5-6
05/20/1930	Columbia, Mo.	L	2-8
05/21/1930	Columbia, Mo.	L	1-2
04/21/1931	Columbia, Mo.	L	7-13
05/01/1931	Lawrence	L	3-5
05/02/1931	Lawrence	L	1-5
05/02/1932	Lawrence	L	3-5
05/03/1932	Lawrence	W	8-4
05/06/1932	Columbia, Mo.	L	5-6
05/07/1932	Columbia, Mo.	L	3-6
05/10/1937	Lawrence	W	5-4
05/11/1937	Lawrence	L	7-12
05/24/1937	Columbia, Mo.	L	1-9
05/25/1937	Columbia, Mo.	T	2-2
05/09/1938	Lawrence	L	1-21
05/10/1938	Lawrence	W	4-3

05/13/2005	Columbia, Mo.	L	0-8
05/14/2005	Columbia, Mo.	W	9-3
05/15/2005	Columbia, Mo.	L	3-4
03/31/2006	Lawrence	L	0-3
04/01/2006	Lawrence	W	3-2
04/02/2006	Lawrence	W	9-6
05/27/2006	Oklahoma City, Okla.*	W	4-3
03/30/2007	Columbia, Mo.	W	7-5
03/31/2007	Columbia, Mo.	L	7-8
04/01/2007	Columbia, Mo.	L	9-10
04/29/2008	Kansas City, Mo.	W	3-0
05/09/2008	Lawrence	L	3-5
05/11/2008	Lawrence	W	7-6
05/11/2008	Lawrence	L	1-12
04/22/2009	Kansas City, Mo.	W	7-3
05/08/2009	Columbia, Mo.	L	5-8
05/09/2009	Columbia, Mo.	W	7-4
05/10/2009	Columbia, Mo.	L	12-13
04/21/2010	Kansas City, Mo.	W	1-0
05/07/2010	Lawrence	W	10-3
05/08/2010	Lawrence	W	8-7
05/09/2010	Lawrence	W	10-9 (10)
04/06/2011	Kansas City, Mo.	W	7-1
04/15/2011	Columbia, Mo.	W	8-3
04/16/2011	Columbia, Mo.	L	2-3
04/17/2011	Columbia, Mo.	W	6-0
05/17/2012	Lawrence	W	1-0
05/18/2012	Lawrence	W	6-3
05/19/2012	Lawrence	L	3-6
05/26/2012	Oklahoma City, Okla.*	L	2-12 (8)
03/30/2021	Lawrence	W	10-9
05/18/2021	Columbia, Mo.	W	9-8
04/06/2022	Columbia, Mo.	L	6-14
03/22/2023	Kansas City, Mo.	L	3-8
05/02/2023	Columbia, Mo.	L	7-9
03/12/2024	Lawrence	L	4-5 (10)
03/19/2024	Kansas City, Mo.	W	4-3 (10)

*Big 12 Championship

MISSOURI BAPTIST

KANSAS LEADS, 1-0

IN LAWRENCE	1-0
IN ST. LOUIS	0-0
NEUTRAL SITES	0-0
UNDER DAN FITZGERALD	0-0
03/08/1988	Lawrence W 19-9

MISSOURI SOUTHERN

KANSAS LEADS, 11-6

IN LAWRENCE	10-5
IN JOPLIN	1-1
NEUTRAL SITES	0-0
UNDER DAN FITZGERALD	0-0
04/12/1979	Lawrence W 12-11
03/31/1982	Lawrence W 3-2
03/31/1982	Lawrence L 5-8
03/02/1984	Lawrence L 10-12
03/02/1984	Lawrence W 2
04/11/1984	Joplin, Mo. W 9-5
04/11/1984	Joplin, Mo. L 4-5
03/06/1985	Lawrence W 2-1
03/06/1985	Lawrence L 7-6
02/28/1986	Lawrence W 16-6
02/28/1986	Lawrence W 8-1
03/09/1987	Lawrence L 3-7
03/10/1988	Lawrence W 9-5
03/10/1988	Lawrence W 10-3
03/04/1989	Lawrence W 3-0
03/02/1990	Lawrence W 7-6

03/06/1991	Lawrence	L	2-13
------------	----------	---	------

MISSOURI STATE

SERIES TIED, 32-32

IN LAWRENCE	20-14
IN SPRINGFIELD	12-18
NEUTRAL SITES	0-0
UNDER DAN FITZGERALD	1-0
04/12/1988	Lawrence L 4-5
04/29/1988	Springfield, Mo. L 3-22
04/04/1989	Springfield, Mo. L 2-7
04/11/1989	Lawrence W 6-1
04/12/1989	Lawrence W 6-3
04/25/1989	Springfield, Mo. L 3-6
04/20/1990	Lawrence W 9-4
04/24/1990	Springfield, Mo. W 5-3
04/25/1990	Springfield, Mo. L 3-6
04/02/1991	Lawrence W 5-4
04/03/1991	Lawrence W 15-11
04/07/1992	Springfield, Mo. L 2-3
04/08/1992	Springfield, Mo. L 1-5
04/14/1992	Lawrence W 10-9
04/26/1994	Lawrence W 9-5
02/28/1995	Springfield, Mo. L 0-5
03/12/1996	Springfield, Mo. W 20-15
03/13/1996	Lawrence L 11-13
05/09/1997	Lawrence W 4-2
05/10/1997	Lawrence L 10-12
03/31/1998	Springfield, Mo. W 13-12
04/07/1999	Lawrence L 10-16
04/07/1999	Lawrence L 4-11
02/19/2000	Springfield, Mo. L 1-5
02/20/2000	Springfield, Mo. W 12-3
02/20/2000	Springfield, Mo. W 7-3
03/07/2000	Lawrence W 6-2
03/06/2001	Springfield, Mo. L 4-11
03/21/2001	Lawrence W 7-3
03/12/2002	Springfield, Mo. L 7-15
04/23/2002	Lawrence L 8-20
03/18/2003	Springfield, Mo. W 2-0
04/01/2003	Lawrence W 12-7
04/27/2004	Springfield, Mo. W 7-6
05/04/2004	Lawrence L 8-11
03/01/2005	Lawrence L 4-8
05/11/2005	Springfield, Mo. L 6-15
04/18/2006	Lawrence W 19-7
03/27/2007	Springfield, Mo. L 2-7
05/09/2007	Lawrence W 8-5
03/12/2008	Springfield, Mo. W 11-7
04/16/2008	Lawrence W 7-6
03/31/2010	Lawrence W 7-6
04/13/2010	Springfield, Mo. W 6-4
03/30/2011	Springfield, Mo. L 0-6
04/05/2011	Lawrence L 1-5
03/27/2012	Springfield, Mo. L 8-9
05/06/2012	Lawrence L 3-6 (11)
04/23/2014	Lawrence L 5-6
05/07/2014	Springfield, Mo. L 3-5
03/24/2015	Springfield, Mo. L 9-15
04/15/2015	Lawrence L 0-3
03/29/2016	Lawrence W 2-1
04/06/2016	Springfield, Mo. L 11-18
04/04/2017	Springfield, Mo. W 4-2
05/02/2017	Lawrence W 8-5
03/27/2018	Lawrence L 2-12
05/02/2018	Springfield, Mo. W 9-4
03/27/2019	Springfield, Mo. W 9-5
04/09/2019	Lawrence W 11-6
05/05/2021	Lawrence W 3-1

03/02/2022	Lawrence	L	3-12
03/16/2022	Springfield, Mo.	L	1-16
04/04/2023	Lawrence	W	9-8 (10)

MISSOURI VALLEY

KANSAS LEADS, 4-2

IN LAWRENCE	3-0
IN MARSHALL	0-0
NEUTRAL SITES	0-0
NOT DESIGNATED	1-2
UNDER DAN FITZGERALD	0-0
1911	Unknown L 2-4
1911	Unknown L 3-4
1912	Unknown W 8-2
03/11/1993	Lawrence W 12-3
03/10/2009	Lawrence W 10-3
04/11/2013	Lawrence W 10-1

MISSOURI WESTERN

KANSAS LEADS, 20-2-2

IN LAWRENCE	18-2-2
IN ST. JOSEPH	2-0
NEUTRAL SITES	0-0
UNDER DAN FITZGERALD	0-0
04/16/1975	Lawrence W 2-0
04/16/1975	Lawrence L 0-1
05/05/1976	St. Joseph, Mo. W 2-1
05/05/1976	St. Joseph, Mo. W 2-1
03/29/1977	Lawrence W 7-6
03/29/1977	Lawrence T 0-0
03/27/1979	Lawrence W 6-0
03/27/1979	Lawrence W 3-0
04/08/1981	Lawrence W 16-1
04/08/1981	Lawrence W 15-1
03/24/1982	Lawrence W 6-2
03/24/1982	Lawrence W 3-2
03/05/1984	Lawrence W 7-4
03/05/1984	Lawrence W 17-3
03/04/1985	Lawrence W 12-8
03/19/1986	Lawrence W 4-3
03/19/1986	Lawrence W 11-2
04/01/1987	Lawrence L 1-7
04/01/1987	Lawrence T 9-9
03/24/1988	Lawrence W 23-2
04/27/1988	Lawrence W 13-5
04/22/1990	Lawrence W 13-0
03/10/1993	Lawrence W 10-7
03/04/1994	Lawrence W 10-1

MOREHEAD STATE

KANSAS LEADS, 2-1

IN LAWRENCE	2-1
IN MOREHEAD	0-0
NEUTRAL SITES	0-0
UNDER DAN FITZGERALD	0-0
03/29/2018	Lawrence W 8-6 (12)
03/30/2018	Lawrence L 3-5 (11)
03/31/2018	Lawrence W 12-0

MORNINGSIDE (IOWA)

SERIES TIED, 1-1

IN LAWRENCE	0-0
IN SIOUX CITY	0-0
NEUTRAL SITES	1-1
UNDER DAN FITZGERALD	0-0
03/15/1982	Edinburg, Texas W 8-3
03/20/1982	Edinburg, Texas L 0-1

MURRAY STATE**KANSAS LEADS, 3-2**

IN LAWRENCE				3-2
IN MURRAY				0-0
NEUTRAL SITES				0-0
UNDER DAN FITZGERALD				0-0
03/15/2016	Lawrence	L	9-14	
03/16/2016	Lawrence	W	14-8	
02/16/2018	Lawrence	W	5-3	
02/17/2018	Lawrence	L	5-10	
02/18/2018	Lawrence	W	4-1	

NC STATE**SERIES TIED, 1-1**

IN LAWRENCE				0-0
IN RALEIGH				0-0
NEUTRAL SITES				1-1
UNDER DAN FITZGERALD				0-0
02/11/1994	Kissimmee, Fla.	W	9-6	
02/13/1994	Kissimmee, Fla.	L	3-7	

NEBRASKA**NEBRASKA LEADS, 143-104-1**

IN LAWRENCE				49-61
IN LINCOLN				38-72
NEUTRAL SITES				1-2
NOT DESIGNATED				16-8-1
UNDER DAN FITZGERALD				2-0
05/16/1892	Unknown	W	5-4	
1899	Unknown	L	4-8	
1899	Unknown	W	12-7	
1900	Unknown	W	8-1	
1902	Unknown	W	5-3	
1902	Unknown	L	0-6	
1903	Unknown	L	7-13	
1903	Unknown	W	6-4	
1903	Unknown	W	2-1	
1906	Unknown	W	4-2	
1906	Unknown	T	5-5	
1906	Unknown	L	3-10	
1906	Unknown	W	6-5	
1909	Unknown	W	7-2	
1909	Unknown	W	10-0	
1909	Unknown	L	0-3	
1917	Unknown	W	6-1	
1917	Unknown	W	13-2	
1921	Unknown	W	7-3	
1922	Unknown	L	2-3	
1922	Unknown	W	8-2	
1923	Unknown	W	2-0	
1923	Unknown	W	5-3	
1924	Unknown	L	2-8	
1924	Unknown	L	2-4	
05/13/1929	Lincoln, Neb.	L	4-5	
05/14/1929	Lincoln, Neb.	L	9-10	
05/05/1930	Lawrence	L	2-16	
05/22/1931	Lincoln, Neb.	L	8-9	
05/23/1931	Lincoln, Neb.	L	7-9	
04/30/1937	Lincoln, Neb.	L	2-7	
05/01/1937	Lincoln, Neb.	W	7-6	
05/02/1938	Lawrence	L	9-10	
05/03/1938	Lawrence	L	6-9	
05/05/1939	Lincoln, Neb.	L	3-4	
05/06/1939	Lincoln, Neb.	L	4-6	
05/03/1940	Lawrence	L	6-9	
05/04/1940	Lawrence	L	6-7	
05/12/1941	Lincoln, Neb.	W	4-3	
05/13/1941	Lincoln, Neb.	W	8-2	

05/06/1946	Lincoln, Neb.	L	5-7
05/07/1946	Lincoln, Neb.	W	18-3
04/12/1947	Lincoln, Neb.	L	3-8
04/12/1947	Lincoln, Neb.	L	0-4
05/04/1948	Lincoln, Neb.	L	1-10
05/05/1948	Lincoln, Neb.	L	2-5
05/17/1948	Lawrence	L	1-7
05/18/1948	Lawrence	L	3-9
04/29/1949	Lawrence	W	7-5
04/30/1949	Lawrence	L	12-14
05/06/1950	Lincoln, Neb.	L	2-7
05/06/1950	Lincoln, Neb.	L	3-4
04/18/1951	Lawrence	W	9-5
04/19/1951	Lawrence	L	7-21
04/19/1952	Lincoln, Neb.	W	6-1
04/20/1953	Lawrence	L	9-10
04/21/1953	Lawrence	L	6-20
04/19/1954	Lincoln, Neb.	L	1-12
04/20/1954	Lincoln, Neb.	L	0-1
04/25/1955	Lawrence	L	1-13
04/26/1955	Lawrence	L	0-11
05/21/1957	Lawrence	W	8-2
05/22/1957	Lawrence	W	3-2
05/22/1957	Lawrence	W	6-1
05/09/1958	Lincoln, Neb.	L	2-4
05/10/1958	Lincoln, Neb.	W	12-8
05/10/1958	Lincoln, Neb.	L	2-4
05/08/1959	Lawrence	W	8-3
05/13/1960	Lincoln, Neb.	W	10-8
05/13/1960	Lincoln, Neb.	L	1-4
05/14/1960	Lincoln, Neb.	L	1-11
05/05/1961	Lawrence	W	4-3
04/06/1962	Lincoln, Neb.	W	6-4
04/06/1962	Lincoln, Neb.	W	8-6
04/07/1962	Lincoln, Neb.	W	3-2
04/12/1963	Lawrence	L	0-1
04/12/1963	Lawrence	W	3-2
04/13/1963	Lawrence	W	4-3
04/17/1964	Lincoln, Neb.	W	8-4
04/17/1964	Lincoln, Neb.	W	9-1
04/18/1964	Lincoln, Neb.	W	9-7
05/22/1965	Lawrence	L	1-8
05/22/1965	Lawrence	W	4-0
04/08/1966	Lincoln, Neb.	L	7-18
04/08/1966	Lincoln, Neb.	L	4-7
04/09/1966	Lincoln, Neb.	L	0-5
05/12/1967	Lawrence	L	0-1
05/12/1967	Lawrence	L	0-1
05/13/1967	Lawrence	W	7-6
04/12/1968	Lincoln, Neb.	L	1-4
04/12/1968	Lincoln, Neb.	L	0-3
04/13/1968	Lincoln, Neb.	W	5-0
04/18/1969	Lawrence	L	1-3
04/18/1969	Lawrence	W	3-2
05/08/1970	Lincoln, Neb.	W	3-1
05/08/1970	Lincoln, Neb.	L	2-3
05/09/1970	Lincoln, Neb.	L	6-7
04/23/1971	Lawrence	L	1-6
04/23/1971	Lawrence	W	15-0
04/24/1971	Lawrence	L	7-15
04/07/1972	Lincoln, Neb.	W	3-2
04/07/1972	Lincoln, Neb.	L	2-3
04/08/1972	Lincoln, Neb.	W	3-1
04/06/1973	Lawrence	L	3-5
04/06/1973	Lawrence	L	6-13
04/07/1973	Lawrence	W	2-0
05/03/1974	Lincoln, Neb.	W	1-0
05/03/1974	Lincoln, Neb.	L	1-10
05/04/1974	Lincoln, Neb.	L	4-5

04/02/1976	Lawrence	W	9-0
04/03/1976	Lawrence	W	7-6
04/03/1976	Lawrence	L	3-4
04/23/1976	Lincoln, Neb.	L	2-4
04/22/1977	Lawrence	L	1-7
04/22/1977	Lawrence	W	6-4
04/23/1977	Lawrence	W	10-9
04/23/1977	Lawrence	L	6-15
04/21/1978	Lincoln, Neb.	W	4-2
04/21/1978	Lincoln, Neb.	L	4-8
04/22/1978	Lincoln, Neb.	L	2-21
04/22/1978	Lincoln, Neb.	W	8-3
05/04/1979	Lawrence	W	5-2
05/04/1979	Lawrence	W	3-1
05/05/1979	Lawrence	L	1-4
05/05/1979	Lawrence	L	2-3
05/02/1980	Lincoln, Neb.	L	0-2
05/02/1980	Lincoln, Neb.	L	7-11
05/03/1980	Lincoln, Neb.	L	0-3
05/03/1980	Lincoln, Neb.	L	8-10
04/12/1981	Lawrence	L	0-1
04/12/1981	Lawrence	W	6-4
04/13/1981	Lawrence	W	5-4
04/13/1981	Lawrence	W	7-1
04/24/1982	Lincoln, Neb.	L	5-7
04/24/1982	Lincoln, Neb.	L	0-7
04/25/1982	Lincoln, Neb.	L	1-9
04/25/1982	Lincoln, Neb.	L	3-8
04/16/1983	Lawrence	L	4-15
04/16/1983	Lawrence	W	8-7
04/17/1983	Lawrence	W	3-2
04/17/1983	Lawrence	L	1-15
05/15/1983	Lawrence	L	2-3
04/14/1984	Lincoln, Neb.	L	2-5
04/14/1984	Lincoln, Neb.	L	0-5
04/15/1984	Lincoln, Neb.	L	1-4
04/15/1984	Lincoln, Neb.	L	1-3
04/12/1985	Lawrence	L	2-5
04/13/1985	Lawrence	L	3-20
04/14/1985	Lawrence	L	6-16
04/14/1985	Lawrence	L	9-11
04/12/1986	Lincoln, Neb.	L	2-9
04/12/1986	Lincoln, Neb.	L	0-10
04/13/1986	Lincoln, Neb.	L	6-8
04/13/1986	Lincoln, Neb.	W	6-2
04/04/1987	Lawrence	L	11-15
04/04/1987	Lawrence	L	4-7
04/05/1987	Lawrence	L	8-11
04/05/1987	Lawrence	L	4-6
04/10/1988	Lincoln, Neb.	L	2-9
04/10/1988	Lincoln, Neb.	L	3-4
04/11/1988	Lincoln, Neb.	L	3-5
04/11/1988	Lincoln, Neb.	L	1-5
04/01/1989	Lawrence	W	7-0
04/01/1989	Lawrence	L	7-10
04/03/1989	Lawrence	L	0-10
04/03/1989	Lawrence	W	13-12
03/31/1990	Lincoln, Neb.	W	4-3
03/31/1990	Lincoln, Neb.	W	3-1
04/01/1990	Lincoln, Neb.	L	2-6
04/01/1990	Lincoln, Neb.	L	0-9
03/29/1991	Lawrence	W	11-1
03/30/1991	Lawrence	W	6-5 (11)
03/30/1991	Lawrence	W	4-3
03/31/1991	Lawrence	W	8-3
03/27/1992	Lincoln, Neb.	L	5-6
03/28/1992	Lincoln, Neb.	L	3-6
03/28/1992	Lincoln, Neb.	L	3-4
03/29/1992	Lincoln, Neb.	W	10-3

04/20/1993	Lincoln, Neb.	W	17-9
04/21/1993	Lincoln, Neb.	W	4-2
05/14/1993	Lawrence	W	5-4 (10)
05/15/1993	Lawrence	L	3-7
05/16/1993	Lawrence	L	2-3
05/21/1993	Lawrence	W	5-4
04/19/1994	Lawrence	L	1-9
04/20/1994	Lawrence	L	2-5
04/22/1994	Lincoln, Neb.	W	9-8 (13)
04/23/1994	Lincoln, Neb.	W	9-7
04/24/1994	Lincoln, Neb.	W	6-2
05/20/1994	Lawrence	L	5-6 (10)
04/04/1995	Lincoln, Neb.	L	5-6
04/05/1995	Lincoln, Neb.	L	10-12
04/28/1995	Lawrence	L	2-7
04/29/1995	Lawrence	L	13-17
04/30/1995	Lawrence	W	11-4
05/19/1995	Lawrence	L	5-15
04/16/1996	Lawrence	W	3-2 (10)
04/17/1996	Lawrence	W	9-8
04/19/1996	Lincoln, Neb.	W	10-7
04/20/1996	Lincoln, Neb.	W	14-7
04/21/1996	Lincoln, Neb.	L	7-11
02/25/1997	Lawrence	W	3-0
03/05/1997	Lawrence	W	4-3
03/06/1997	Lawrence	W	11-6
03/19/1999	Lawrence	L	4-13
03/20/1999	Lawrence	L	6-18
03/21/1999	Lawrence	L	8-13
04/08/2000	Lincoln, Neb.	L	3-9
04/09/2000	Lincoln, Neb.	L	2-14
04/10/2000	Lincoln, Neb.	L	11-18
04/20/2001	Lawrence	L	0-9
04/21/2001	Lawrence	L	2-5
04/22/2001	Lawrence	W	12-3
04/26/2002	Lincoln, Neb.	L	0-4
04/28/2002	Lincoln, Neb.	W	14-3
04/28/2002	Lincoln, Neb.	L	1-9
04/04/2003	Lawrence	L	7-16
04/05/2003	Lawrence	W	5-4
04/05/2003	Lawrence	L	0-13
05/21/2003	Oklahoma City, Okla.*	L	4-9
03/26/2004	Lincoln, Neb.	L	2-3
03/28/2004	Lincoln, Neb.	W	12-9
03/28/2004	Lincoln, Neb.	L	3-13
03/25/2005	Lawrence	W	7-6
03/26/2005	Lawrence	L	3-9
03/27/2005	Lawrence	L	4-9
03/25/2006	Lincoln, Neb.	L	2-9
03/26/2006	Lincoln, Neb.	L	1-4
03/27/2006	Lincoln, Neb.	W	7-6
05/28/2006	Oklahoma City, Okla.*	W	9-7
05/18/2007	Lawrence	W	10-5
05/19/2007	Lawrence	L	9-11
05/20/2007	Lawrence	L	2-4
04/18/2008	Lincoln, Neb.	L	6-7
04/19/2008	Lincoln, Neb.	L	6-8
04/20/2008	Lincoln, Neb.	W	6-3
04/24/2009	Lawrence	W	4-11
04/26/2009	Lawrence	W	8-2
04/26/2009	Lawrence	W	9-4
04/16/2010	Lincoln, Neb.	L	7-11
04/17/2010	Lincoln, Neb.	W	7-4
04/18/2010	Lincoln, Neb.	W	6-1
04/08/2011	Lawrence	W	5-4
04/09/2011	Lawrence	L	2-4
04/10/2011	Lawrence	W	11-5
04/27/2016	Kansas City, Mo.*	L	1-3

04/09/2024	Lawrence #	W	13-11
04/23/2024	Lincoln, Neb.	W	9-4

*Big 12 Championship; *College Baseball Hall of Fame Game; *Buck O'Neil Classic

NEVADA

NEVADA LEADS, 4-2

IN LAWRENCE				0-0
IN RENO				0-0
NEUTRAL SITES				2-4
UNDER DAN FITZGERALD				0-0
02/18/1999	Phoenix, Ariz.	L	1-10	
02/20/1999	Phoenix, Ariz.	L	4-22	
02/15/2013	Mesa, Ariz.	W	11-4	
02/16/2013	Mesa, Ariz.	L	1-2	
02/17/2013	Mesa, Ariz.	W	6-3	
02/18/2013	Mesa, Ariz.	L	8-9	

NEVADA-LAS VEGAS

NEVADA-LAS VEGAS LEADS, 5-4

IN LAWRENCE				2-1
IN LAS VEGAS				2-4
NEUTRAL SITES				0-0
UNDER DAN FITZGERALD				0-0
05/14/1994	Lawrence	L	9-16	
05/15/1994	Lawrence	W	13-9	
05/16/1994	Lawrence	W	6-5 (10)	
02/10/1995	Las Vegas, Nev.	L	7-13	
02/11/1995	Las Vegas, Nev.	W	16-7	
02/12/1995	Las Vegas, Nev.	L	7-13	
02/14/1997	Las Vegas, Nev.	W	5-3	
02/15/1997	Las Vegas, Nev.	L	5-3	
02/16/1997	Las Vegas, Nev.	L	6-12	

NEWMAN (KAN.)

KANSAS LEADS, 3-1

IN LAWRENCE				3-1
IN WICHITA				0-0
NEUTRAL SITES				0-0
UNDER DAN FITZGERALD				0-0
03/22/1986	Lawrence	L	10-0	
03/22/1986	Lawrence	W	9-4	
04/25/2001	Lawrence	W	8-5	
02/20/2002	Lawrence	W	8-1	

NEW MEXICO

SERIES TIED, 2-2

IN LAWRENCE				2-0
IN ALBUQUERQUE				0-2
NEUTRAL SITES				0-0
UNDER DAN FITZGERALD				0-0
03/18/2014	Albuquerque, N.M.	L	3-6	
03/19/2014	Albuquerque, N.M.	L	4-10	
04/07/2015	Lawrence	W	10-9	
04/08/2015	Lawrence	W	10-5	

NEW MEXICO STATE

KANSAS LEADS, 2-1

IN LAWRENCE				0-0
IN LAS CRUCES				0-0
NEUTRAL SITES				2-1
UNDER DAN FITZGERALD				0-0
02/09/1996	Phoenix, Ariz.	L	3-9	
02/11/1996	Phoenix, Ariz.	W	5-1	
04/26/2005	Kansas City, Kan.	W	12-11	

NEW ORLEANS

NEW ORLEANS LEADS, 2-1

IN LAWRENCE				0-0
IN NEW ORLEANS				1-2
NEUTRAL SITES				0-0
UNDER DAN FITZGERALD				0-0
02/25/2022	New Orleans, La.	L	3-4	
02/26/2022	New Orleans, La.	W	8-2	
02/27/2022	New Orleans, La.	L	2-5	

NIAGARA

KANSAS LEADS, 4-0

IN LAWRENCE				4-0
IN LEWISTON				0-0
NEUTRAL SITES				0-0
UNDER DAN FITZGERALD				0-0
03/07/2013	Lawrence	W	7-0	
03/08/2013	Lawrence	W	3-2	
03/08/2013	Lawrence	W	5-4	
03/09/2013	Lawrence	W	11-4	

NORTH CAROLINA

NORTH CAROLINA LEADS, 1-0

IN LAWRENCE				0-0
IN CHAPEL HILL				0-1
NEUTRAL SITES				0-0
UNDER DAN FITZGERALD				0-0
05/31/2009	Chapel Hill, N.C.*	L	1-12	

*Chapel Hill Regional

NORTH DAKOTA

KANSAS LEADS, 5-1

IN LAWRENCE				5-1
IN GRAND FORKS				0-0
NEUTRAL SITES				0-0
UNDER DAN FITZGERALD				0-0
03/03/2009	Lawrence	W	8-2	
03/04/2009	Lawrence	W	6-3	
03/09/2011	Lawrence	W	5-3	
03/06/2012	Lawrence	W	7-4	
03/07/2012	Lawrence	L	9-12	
03/11/2016	Lawrence	W	7-0	

NORTH DAKOTA STATE

KANSAS LEADS, 10-3

IN LAWRENCE				9-2
IN FARGO				0-0
NEUTRAL SITES				1-1
UNDER DAN FITZGERALD				0-0
03/08/1986	Edinburg, Texas	W	16-2	
03/11/2005	Lawrence	W	10-4	
03/12/2005	Lawrence	W	7-5	
03/13/2005	Lawrence	W	17-2	
04/11/2006	Lawrence	W	5-4	
04/12/2006	Lawrence	W	8-5	
03/08/2008	Lawrence	W	4-3 (10)	
03/09/2008	Lawrence	W	13-0	
03/09/2008	Lawrence	W	11-9	
02/27/2015	Port Charlotte, Fla.*	L	0-5	
04/30/2021	Lawrence	L	3-5 (10)	
05/01/2021	Lawrence	W	10-2	
05/02/2021	Lawrence	L	3-5	

*Snowbird Classic

NORTHEASTERN**KANSAS LEADS, 1-0**

IN LAWRENCE	0-0
IN BOSTON	0-0
NEUTRAL SITES	1-0
UNDER DAN FITZGERALD	0-0
02/28/2015	Port Charlotte, Fla.* W 6-4

*Snowbird Classic

NORTHEASTERN ILLINOIS**KANSAS LEADS, 2-0**

IN LAWRENCE	2-0
IN CHICAGO	0-0
NEUTRAL SITES	0-0
UNDER DAN FITZGERALD	0-0
03/16/1991	Lawrence W 11-10 (14)
03/17/1991	Lawrence W 12-8

NORTHEAST OKLAHOMA STATE**KANSAS LEADS, 1-0**

IN LAWRENCE	0-0
IN TAHLEQUAH	0-0
NEUTRAL SITES	1-0
UNDER DAN FITZGERALD	0-0
03/09/1984	Edinburg, Texas W 2-1

NORTHERN COLORADO**KANSAS LEADS, 7-4**

IN LAWRENCE	7-4
IN GREELEY	0-0
NEUTRAL SITES	0-0
UNDER DAN FITZGERALD	0-0
02/25/2005	Lawrence W 11-1
02/26/2005	Lawrence L 2-3 (10)
02/26/2005	Lawrence W 9-8 (11)
05/13/2006	Lawrence L 7-8
05/14/2006	Lawrence L 4-7
03/21/2007	Lawrence W 5-4
03/21/2007	Lawrence L 2-4
03/31/2009	Lawrence W 8-6
04/01/2009	Lawrence W 15-6
02/22/2016	Lawrence W 5-4
02/23/2016	Lawrence W 2-1

NORTHERN ILLINOIS**KANSAS LEADS, 5-0**

IN LAWRENCE	1-0
IN DEKALB	0-0
NEUTRAL SITES	4-0
UNDER DAN FITZGERALD	0-0
03/12/1979	Edinburg, Texas W 8-1
03/15/1980	Lawrence W 10-8
03/01/2019	Grand Prairie, Texas W 8-1
03/01/2019	Grand Prairie, Texas W 7-2
03/02/2019	Melissa, Texas W 3-1

NORTHERN IOWA**KANSAS LEADS, 9-2**

IN LAWRENCE	5-1
IN CEDAR FALLS	0-1
NEUTRAL SITES	4-0
UNDER DAN FITZGERALD	0-0
03/15/1979	Edinburg, Texas W 11-1
03/16/1983	Edinburg, Texas W 13-5
03/19/1983	Edinburg, Texas W 3-1
03/24/1989	Lawrence W 10-2
03/25/1989	Lawrence W 10-7
03/29/1990	Lawrence L 6-7

03/08/1991	Lawrence W 18-8
03/09/1991	Lawrence W 16-4
03/10/1991	Lawrence W 7-5
04/10/1991	Cedar Falls, Iowa L 3-7
02/17/2001	Phoenix, Ariz. W 11-8

NORTHWESTERN**KANSAS LEADS, 9-4**

IN LAWRENCE	5-2
IN EVANSTON	2-0
NEUTRAL SITES	2-2
UNDER DAN FITZGERALD	0-0
03/05/1995	Lawrence L 3-5
02/21/1999	Phoenix, Ariz. L 4-5
02/16/2001	Phoenix, Ariz. L 4-5
03/23/2008	Bradenton, Fla. W 12-11
03/06/2009	Lawrence W 9-8
03/06/2009	Lawrence W 7-3
03/07/2009	Lawrence W 10-1
02/21/2014	Port Charlotte, Fla.* W 14-10 (11)
05/05/2015	Evanston, Ill. W 6-2
05/06/2015	Evanston, Ill. W 10-7
02/23/2018	Lawrence W 4-2
02/24/2018	Lawrence L 12-18
02/25/2018	Lawrence W 10-3

*Snowbird Classic

NORTHWESTERN STATE**KANSAS LEADS, 2-1**

IN LAWRENCE	2-1
IN NATCHITOCHE	0-0
NEUTRAL SITES	0-0
UNDER DAN FITZGERALD	0-0
03/03/2017	Lawrence W 8-2
03/04/2017	Lawrence W 11-7
03/05/2017	Lawrence L 6-7

NORTHWEST MISSOURI STATE**KANSAS LEADS, 10-6-1**

IN LAWRENCE	8-6-1
IN MARYVILLE	2-0
NEUTRAL SITES	0-0
UNDER DAN FITZGERALD	0-0
05/06/1975	Lawrence L 3-6
05/06/1975	Lawrence W 4-3
04/25/1978	Maryville, Mo. W 5-3
04/25/1978	Maryville, Mo. W 6-2
05/10/1978	Lawrence W 3-0
05/10/1978	Lawrence W 2-1
04/02/1980	Lawrence L 1-3
04/26/1982	Lawrence W 12-5
04/26/1982	Lawrence L 3-7
03/20/1985	Lawrence L 2-3
03/20/1985	Lawrence T 1-1
03/09/1988	Lawrence W 18-5
03/09/1988	Lawrence L 6-7
04/26/1989	Lawrence W 11-3
04/10/1990	Lawrence L 3-10
04/10/1992	Lawrence W 13-2
03/16/1993	Lawrence W 36-2

NOTRE DAME**NOTRE DAME LEADS, 1-0**

IN LAWRENCE	0-0
IN SOUTH BEND	0-0
NEUTRAL SITES	0-1
UNDER DAN FITZGERALD	0-0
03/16/2012	San Antonio, Texas* L 0-1

*Irish Baseball Classic

OAKLAND**KANSAS LEADS, 7-1**

IN LAWRENCE	4-0
IN ROCHESTER	0-0
NEUTRAL SITES	3-1
UNDER DAN FITZGERALD	3-1
02/23/2004	Lawrence W 6-3
02/24/2004	Lawrence W 7-2
02/25/2004	Lawrence W 17-4
02/26/2004	Lawrence W 17-2
02/24/2023	Cleburne, Texas W 7-0
02/25/2023	Cleburne, Texas W 4-1
02/26/2023	Cleburne, Texas W 26-3
02/27/2023	Cleburne, Texas L 3-6

OHIO STATE**OHIO STATE LEADS, 2-1**

IN LAWRENCE	0-0
IN COLUMBUS	0-0
NEUTRAL SITES	1-2
UNDER DAN FITZGERALD	0-0
05/27/1994	Tallahassee, Fla.* W 20-6
02/25/1996	Lake Charles, La. L 7-17
03/21/2008	Bradenton, Fla.^ L 5-16

*Atlantic II Regional; ^Florida Spring Classic

OKLAHOMA**OKLAHOMA LEADS, 175-97-1**

IN LAWRENCE	44-71-1
IN NORMAN	39-91
NEUTRAL SITES	4-9
NOT DESIGNATED	10-4
UNDER DAN FITZGERALD	1-4
1906	Unknown L 1-5
1906	Unknown L 4-7
1906	Unknown W 6-2
1906	Unknown W 6-2
1906	Unknown W 6-5
1907	Unknown W 3-2
1907	Unknown W 6-0
1920	Unknown W 11-3
1921	Unknown L 6-10
1921	Unknown W 11-4
1922	Unknown W 13-10
1922	Unknown L 0-4
1922	Unknown W 11-0
1922	Unknown W 12-3
04/10/1925	Lawrence L 5-9
04/11/1925	Lawrence L 6-7
05/14/1926	Lawrence L 3-5
05/15/1926	Lawrence L 3-4
05/24/1926	Norman, Okla. W 9-6
05/25/1926	Norman, Okla. L 5-7
04/19/1927	Norman, Okla. L 0-2
04/20/1927	Norman, Okla. L 3-16
05/13/1927	Lawrence W 2-1
05/15/1927	Lawrence L 4-15
04/30/1928	Norman, Okla. L 0-11
05/01/1928	Norman, Okla. W 4-0
05/21/1928	Lawrence W 1-0
05/22/1928	Lawrence W 1-0
05/17/1929	Lawrence W 4-2
05/19/1929	Lawrence L 2-6
05/10/1930	Norman, Okla. W 8-7
05/10/1930	Norman, Okla. L 6-9
05/13/1931	Lawrence W 8-6
05/13/1932	Norman, Okla. W 18-17
05/14/1932	Norman, Okla. L 6-9

05/14/1937	Norman, Okla.	L	4-12	04/16/1971	Lawrence	L	2-7	04/09/1993	Norman, Okla.	W	15-9
05/15/1937	Norman, Okla.	L	2-14	04/16/1971	Lawrence	W	5-1	04/10/1993	Norman, Okla.	L	10-16
05/13/1938	Lawrence	L	6-15	04/17/1971	Lawrence	L	5-7	04/11/1993	Norman, Okla.	W	12-10
05/14/1938	Lawrence	L	5-9	04/28/1972	Norman, Okla.	L	0-2	04/13/1993	Lawrence	W	4-2
05/01/1939	Norman, Okla.	L	0-7	04/28/1972	Norman, Okla.	L	0-1	05/20/1993	Oklahoma City, Okla.*	W	4-0
05/02/1939	Norman, Okla.	L	5-6	04/29/1972	Norman, Okla.	W	2-0	03/19/1994	Norman, Okla.	W	14-4
05/10/1940	Lawrence	L	1-7	04/27/1973	Lawrence	W	7-6	03/20/1994	Norman, Okla.	W	9-7
05/11/1940	Lawrence	L	3-6	04/27/1973	Lawrence	L	2-9	03/25/1994	Lawrence	W	6-4
04/17/1941	Norman, Okla.	L	1-2	04/28/1973	Lawrence	L	2-5	03/26/1994	Lawrence	W	2-1
06/10/1944	Lawrence	L	2-11	03/29/1974	Norman, Okla.	L	1-25	03/27/1994	Lawrence	L	7-9
04/25/1947	Norman, Okla.	L	4-8	03/30/1974	Norman, Okla.	L	0-9	03/24/1995	Norman, Okla.	L	1-12
04/26/1947	Norman, Okla.	L	3-4	03/30/1974	Norman, Okla.	L	1-3	03/26/1995	Norman, Okla.	W	7-5
04/23/1948	Lawrence	W	4-3	05/02/1975	Lawrence	L	1-7	03/26/1995	Norman, Okla.	L	8-21
04/24/1948	Lawrence	L	5-12	05/02/1975	Lawrence	L	0-13	03/28/1995	Lawrence	W	6-5
05/13/1949	Norman, Okla.	W	7-5	05/04/1975	Lawrence	L	3-9	03/29/1995	Lawrence	L	1-7
05/14/1949	Norman, Okla.	W	6-3	05/18/1977	Oklahoma City, Okla.*	L	0-5	05/18/1995	Oklahoma City, Okla.*	W	2-1
05/22/1950	Lawrence	W	8-7	05/17/1978	Oklahoma City, Okla.*	L	1-2	03/05/1996	Norman, Okla.	L	7-10
05/23/1950	Lawrence	L	5-8	04/14/1979	Lawrence	W	4-0	03/22/1996	Lawrence	L	3-4
05/21/1951	Norman, Okla.	L	1-4	04/14/1979	Lawrence	W	6-3	03/23/1996	Lawrence	L	0-11
05/22/1951	Norman, Okla.	L	1-6	04/12/1980	Norman, Okla.	W	12-6	03/24/1996	Lawrence	W	10-9
05/07/1952	Lawrence	W	8-6	04/12/1980	Norman, Okla.	W	8-4	03/15/1997	Norman, Okla.	L	5-11
04/27/1953	Norman, Okla.	L	1-19	05/01/1981	Norman, Okla.	L	2-5	03/15/1997	Norman, Okla.	L	6-7
04/28/1953	Norman, Okla.	L	2-4	05/01/1981	Norman, Okla.	W	4-0	03/16/1997	Norman, Okla.	L	12-13
05/12/1954	Lawrence	L	2-6	05/02/1981	Norman, Okla.	L	2-3	02/22/1998	Houston, Texas	L	1-9
05/13/1954	Lawrence	W	7-3	05/02/1981	Norman, Okla.	W	3-2	03/28/1998	Lawrence	L	4-13
05/23/1955	Norman, Okla.	L	1-3	04/03/1982	Lawrence	L	10-13	03/28/1998	Lawrence	W	20-11
05/24/1955	Norman, Okla.	L	3-4	04/03/1982	Lawrence	L	3-5	03/29/1998	Lawrence	L	11-14
04/27/1956	Lawrence	L	7-8	04/04/1982	Lawrence	W	6-2	03/26/1999	Norman, Okla.	L	3-9
04/12/1957	Norman, Okla.	W	2-0	04/04/1982	Lawrence	W	9-8	03/27/1999	Norman, Okla.	L	6-10 (10)
04/13/1957	Norman, Okla.	L	0-1	03/26/1983	Norman, Okla.	L	9-10	03/28/1999	Norman, Okla.	W	10-5 (11)
05/21/1958	Lawrence	L	2-7	03/27/1983	Norman, Okla.	W	1-0	04/14/2000	Lawrence	L	5-6
05/22/1958	Lawrence	T	1-1	03/27/1983	Norman, Okla.	L	4-5	04/15/2000	Lawrence	L	2-4
05/20/1959	Norman, Okla.	W	6-3	03/28/1983	Norman, Okla.	L	2-7	04/16/2000	Lawrence	W	10-4
05/21/1959	Norman, Okla.	W	3-2	03/15/1984	Edinburg, Texas	W	10-8	02/24/2001	Norman, Okla.	L	9-10
05/21/1959	Norman, Okla.	L	7-21	03/25/1984	Lawrence	L	0-19	02/25/2001	Norman, Okla.	L	3-4
04/08/1960	Lawrence	L	0-6	03/25/1984	Lawrence	L	0-5	02/25/2001	Norman, Okla.	L	4-10
04/08/1960	Lawrence	L	4-11	05/11/1985	Edinburg, Texas	L	3-5	05/10/2002	Lawrence	L	3-8
04/09/1960	Lawrence	W	6-5	05/12/1985	Norman, Okla.	L	2-12	05/11/2002	Lawrence	W	4-1
05/19/1961	Norman, Okla.	L	0-1	05/12/1985	Norman, Okla.	L	2-16	05/12/2002	Lawrence	L	3-6
05/19/1961	Norman, Okla.	L	0-5	05/13/1985	Norman, Okla.	L	4-5	04/18/2003	Norman, Okla.	W	11-4
05/20/1961	Norman, Okla.	L	3-5	05/13/1985	Norman, Okla.	W	4-3	04/19/2003	Norman, Okla.	L	8-10
05/18/1962	Lawrence	W	10-6	05/11/1986	Lawrence	W	10-9	04/20/2003	Norman, Okla.	W	16-6
05/18/1962	Lawrence	W	12-0	05/11/1986	Lawrence	L	7-11	04/02/2004	Lawrence	L	2-8
05/19/1962	Lawrence	W	7-4	05/12/1986	Lawrence	L	0-6	04/03/2004	Lawrence	L	4-5
04/05/1963	Norman, Okla.	L	2-3	05/02/1987	Norman, Okla.	L	0-11	04/04/2004	Lawrence	L	2-5
04/05/1963	Norman, Okla.	L	0-5	05/02/1987	Norman, Okla.	L	2-9	04/08/2005	Norman, Okla.	L	5-7
04/06/1963	Norman, Okla.	L	1-2	05/03/1987	Norman, Okla.	L	9-20	04/09/2005	Norman, Okla.	L	9-11
05/08/1964	Lawrence	W	7-0	05/03/1987	Norman, Okla.	L	5-16	04/10/2005	Norman, Okla.	W	9-3
05/08/1964	Lawrence	L	5-8	05/06/1988	Lawrence	L	8-10	04/29/2006	Lawrence	L	9-11
05/09/1964	Lawrence	L	3-14	05/07/1988	Lawrence	W	3-0	04/30/2006	Lawrence	L	2-17
04/23/1965	Norman, Okla.	L	4-6	05/07/1988	Lawrence	L	0-4	05/01/2006	Lawrence	W	7-5
04/23/1965	Norman, Okla.	W	3-2	05/08/1988	Lawrence	W	12-8	05/24/2006	Oklahoma City, Okla.^	W	7-2
04/24/1965	Norman, Okla.	L	2-3	04/28/1989	Norman, Okla.	L	4-15	04/27/2007	Norman, Okla.	L	0-8
05/06/1966	Lawrence	L	1-5	04/29/1989	Norman, Okla.	L	1-10	04/28/2007	Norman, Okla.	W	6-3
05/06/1966	Lawrence	L	3-6	04/29/1989	Norman, Okla.	L	5-6	04/29/2007	Norman, Okla.	W	9-4
05/07/1966	Lawrence	L	0-6	04/30/1989	Norman, Okla.	L	3-8	05/02/2008	Lawrence	W	17-15
04/07/1967	Norman, Okla.	L	2-3	04/27/1990	Lawrence	W	6-1	05/03/2008	Lawrence	W	13-10
04/07/1967	Norman, Okla.	W	3-2	04/28/1990	Lawrence	L	6-9	05/04/2008	Lawrence	W	9-4
05/16/1968	Lawrence	W	3-1	04/29/1990	Lawrence	W	15-10	05/01/2009	Norman, Okla.	W	5-4
05/16/1968	Lawrence	L	1-3	04/19/1991	Norman, Okla.	W	5-3	05/02/2009	Norman, Okla.	W	9-5
05/17/1968	Lawrence	L	3-7	04/20/1991	Norman, Okla.	W	4-2	05/03/2009	Norman, Okla.	L	9-10 (10)
04/04/1969	Norman, Okla.	W	3-0	04/20/1991	Norman, Okla.	L	1-3	05/21/2010	Lawrence	L	4-14
04/04/1969	Norman, Okla.	L	0-5	04/21/1991	Norman, Okla.	L	10-11	05/22/2010	Lawrence	L	7-8
04/05/1969	Norman, Okla.	L	1-3	04/17/1992	Lawrence	L	4-10	05/23/2010	Lawrence	L	6-9
04/10/1970	Norman, Okla.	L	3-4	04/18/1992	Lawrence	L	0-6	05/26/2010	Oklahoma City, Okla.^	L	2-3
04/10/1970	Norman, Okla.	L	0-2	04/18/1992	Lawrence	L	5-7	05/06/2011	Norman, Okla.	L	1-12
04/11/1970	Norman, Okla.	L	1-3	04/19/1992	Lawrence	W	15-3	05/07/2011	Norman, Okla.	L	4-11
								05/08/2011	Norman, Okla.	L	7-11

04/27/2012	Lawrence	L	1-4
04/28/2012	Lawrence	L	2-8
03/28/2013	Norman, Okla.	L	1-12
03/29/2013	Norman, Okla.	L	1-2 (10)
03/30/2013	Norman, Okla.	W	10-8
05/26/2013	Oklahoma City, Okla.*	L	2-7
03/28/2014	Lawrence	L	1-2
03/29/2014	Lawrence	L	1-2
03/30/2014	Lawrence	W	4-3
04/02/2015	Norman, Okla.	L	6-7 (10)
04/03/2015	Norman, Okla.	L	3-6
04/04/2015	Norman, Okla.	L	7-8 (10)
04/30/2016	Lawrence	W	7-2
04/30/2016	Lawrence	W	9-8
05/01/2016	Lawrence	L	6-17
04/21/2017	Norman, Okla.	W	15-10
04/22/2017	Norman, Okla.	W	5-2
04/23/2017	Norman, Okla.	L	6-7
05/17/2018	Lawrence	W	6-5 (10)
05/18/2018	Lawrence	W	6-5
05/19/2018	Lawrence	L	6-14
05/25/2018	Oklahoma City, Okla.*	L	2-4
03/22/2019	Norman, Okla.	L	1-5
03/23/2019	Norman, Okla.	L	3-4
03/24/2019	Norman, Okla.	L	5-10
04/09/2021	Norman, Okla.	L	4-10
04/10/2021	Norman, Okla.	W	8-7 (10)
04/11/2021	Norman, Okla.	L	3-14 (7)
04/22/2022	Lawrence	L	2-15
04/23/2022	Lawrence	L	6-7 (14)
04/24/2022	Lawrence	L	4-24 (7)
04/28/2023	Norman, Okla.	W	8-2
04/29/2023	Norman, Okla.	L	6-11
04/30/2023	Norman, Okla.	L	4-7
05/23/2024	Arlington, Texas*	L	5-7
05/24/2024	Arlington, Texas*	L	6-8

*Big Eight Baseball Tournament; *Big 12 Baseball Championship

OKLAHOMA CITY

SERIES TIED, 1-1

IN LAWRENCE			1-1
IN OKLAHOMA CITY			0-0
NEUTRAL SITES			0-0
UNDER DAN FITZGERALD			0-0
03/27/1985	Lawrence	L	4-7
03/27/1985	Lawrence	W	3-2

OMAHA

KANSAS LEADS, 11-3

IN LAWRENCE			7-1
IN OMAHA			4-2
NEUTRAL SITES			0-0
UNDER DAN FITZGERALD			0-0
04/24/2001	Lawrence	W	6-4
04/10/2002	Lawrence	W	6-5
04/13/2016	Lawrence	W	7-6 (10)
02/21/2017	Lawrence	W	11-1
03/08/2017	Lawrence	W	6-5
02/26/2018	Lawrence	W	6-2
03/14/2018	Lawrence	W	8-6
04/10/2018	Omaha, Neb.	W	9-5
03/12/2021	Omaha, Neb.	W	7-3
03/12/2021	Omaha, Neb.	L	7-9
03/13/2021	Omaha, Neb.	W	9-0
03/13/2021	Omaha, Neb.	W	10-7
04/12/2022	Lawrence	L	10-11
05/03/2022	Omaha, Neb.	L	0-9
05/04/2022	Omaha, Neb.	W	11-3

ORAL ROBERTS

ORAL ROBERTS LEADS, 23-20

IN LAWRENCE			9-6
IN TULSA			11-17
NEUTRAL SITES			0-0
UNDER DAN FITZGERALD			0-0
03/05/1971	Tulsa, Okla.	L	3-5
03/05/1971	Tulsa, Okla.	L	1-9
03/06/1971	Tulsa, Okla.	L	1-3
03/06/1971	Tulsa, Okla.	W	11-7
03/26/1976	Tulsa, Okla.	L	2-5
03/26/1976	Tulsa, Okla.	L	8-11
03/27/1976	Tulsa, Okla.	W	3-1
03/27/1976	Tulsa, Okla.	W	13-1
03/20/1978	Tulsa, Okla.	W	8-6
03/07/1980	Tulsa, Okla.	L	2-12
03/12/1983	Tulsa, Okla.	L	3-4
03/08/1984	Tulsa, Okla.	L	1-10
03/07/1985	Tulsa, Okla.	L	4-21
03/03/1989	Tulsa, Okla.	W	7-5
03/03/1989	Tulsa, Okla.	L	9-13
04/21/1989	Lawrence	W	11-10
04/22/1989	Lawrence	W	3-2
05/12/1994	Lawrence	W	3-0
03/22/1995	Tulsa, Okla.	L	4-7
05/12/1995	Lawrence	W	7-1
05/13/1995	Lawrence	W	13-6
05/13/1995	Lawrence	W	13-7
05/14/1995	Tulsa, Okla.	W	7-2
05/04/1996	Tulsa, Okla.	L	1-3
05/05/1996	Tulsa, Okla.	W	14-4
05/12/1996	Lawrence	W	3-2
03/27/1997	Tulsa, Okla.	W	4-2 (10)
03/31/1997	Lawrence	W	9-1
05/06/1999	Lawrence	L	4-6
05/07/1999	Lawrence	L	5-15
05/08/1999	Tulsa, Okla.	L	2-10
05/09/1999	Tulsa, Okla.	W	7-6
03/23/2002	Lawrence	L	5-22
04/02/2002	Tulsa, Okla.	L	0-8
03/14/2003	Lawrence	W	6-7
03/15/2003	Tulsa, Okla.	L	6-7
03/16/2003	Tulsa, Okla.	W	9-2
03/16/2004	Tulsa, Okla.	L	1-2 (10)
05/11/2004	Lawrence	L	3-4 (10)
02/27/2007	Tulsa, Okla.	L	1-9
03/11/2014	Lawrence	L	7-8
02/28/2017	Lawrence	L	1-12
03/15/2017	Tulsa, Okla.	W	7-2

OREGON

OREGON LEADS, 1-0

IN LAWRENCE			0-0
IN EUGENE			0-0
NEUTRAL SITES			0-1
UNDER DAN FITZGERALD			0-0
03/21/1968	Riverside, Calif.	L	2-11

OREGON STATE

OREGON STATE LEADS, 4-0

IN LAWRENCE			0-0
IN CORVALLIS			0-1
NEUTRAL SITES			0-3
UNDER DAN FITZGERALD			0-4
06/03/2006	Corvallis, Ore.*	L	3-11
02/22/2015	Surprise, Ariz.*	L	5-15
02/27/2016	Surprise, Ariz.*	L	3-9
02/28/2016	Surprise, Ariz.*	L	1-3

*Corvallis Regional; *Big 12/Pac-12 Challenge

OTTAWA (KAN.)

KANSAS LEADS, 12-1

IN LAWRENCE			5-0
IN OTTAWA			0-0
NEUTRAL SITES			0-0
NOT DESIGNATED			7-1
UNDER DAN FITZGERALD			0-0
06/04/1890	Unknown	L	12-16
1899	Unknown	W	7-1
1900	Unknown	W	14-8
1900	Unknown	W	8-0
1902	Unknown	W	27-5
1903	Unknown	W	10-3
1908	Unknown	W	5-1
1908	Unknown	W	6-2
04/09/1974	Lawrence	W	6-2
04/09/1974	Lawrence	W	7-0
02/24/1998	Lawrence	W	14-4
03/17/1999	Lawrence	W	10-3
02/12/2002	Lawrence	W	10-6

PACIFIC

KANSAS LEADS, 3-1

IN LAWRENCE			3-0
IN STOCKTON			0-0
NEUTRAL SITES			0-1
UNDER DAN FITZGERALD			3-0
02/19/1999	Phoenix, Ariz.	L	6-9
04/12/2024	Lawrence	W	18-7
04/13/2024	Lawrence	W	12-3
04/14/2024	Lawrence	W	19-3 (7)

PARK

KANSAS LEADS, 1-0

IN LAWRENCE			1-0
IN PARKVILLE			0-0
NEUTRAL SITES			0-0
UNDER DAN FITZGERALD			0-0
05/02/2001	Lawrence	W	8-2

PASTIME

KANSAS LEADS, 1-0

IN LAWRENCE			0-0
AT PASTIME (HOME CITY UNKNOWN)			0-0
NEUTRAL SITES			0-0
NOT DESIGNATED			1-0
UNDER DAN FITZGERALD			0-0
06/06/1885	Unknown	W	13-11

PENN STATE

KANSAS LEADS, 1-0

IN LAWRENCE			1-0
IN UNIVERSITY PARK			0-0
NEUTRAL SITES			0-0
UNDER DAN FITZGERALD			0-0
03/13/2007	Lawrence	W	18-5

PITTSBURG STATE (KAN.)

KANSAS LEADS, 3-1

IN LAWRENCE			3-1
IN PITTSBURG			0-0
NEUTRAL SITES			0-0
UNDER DAN FITZGERALD			0-0
04/13/1992	Lawrence	W	5-0
03/09/1993	Lawrence	W	7-0
03/16/1994	Lawrence	W	16-4
03/20/1996	Lawrence	L	12-14

PITTSBURGH

PITTSBURGH LEADS, 1-0

IN LAWRENCE	0-0
IN PITTSBURGH	0-0
NEUTRAL SITES	0-1
UNDER DAN FITZGERALD	0-0
03/18/1968	Riverside, Fla. L 8-9

PURDUE

KANSAS LEADS, 1-0

IN LAWRENCE	1-0
IN WEST LAFAYETTE	0-0
NEUTRAL SITES	0-0
UNDER DAN FITZGERALD	0-0
03/12/2016	Lawrence W 8-1

RAILWAYS NINE

KANSAS LEADS, 1-0

IN LAWRENCE	0-0
AT RAILWAYS NINE (HOME CITY UNKNOWN)	0-0
NEUTRAL SITES	0-0
NOT DESIGNATED	1-0
UNDER DAN FITZGERALD	0-0
1882	Unknown W 13-6

RANDOLPH AIR FORCE BASE

KANSAS LEADS, 4-1

IN LAWRENCE	0-0
IN SAN ANTONIO	4-1
NEUTRAL SITES	0-0
UNDER DAN FITZGERALD	0-0
04/01/1964	San Antonio, Texas W 9-1
04/06/1964	San Antonio, Texas W 11-7
03/31/1965	San Antonio, Texas L 2-4
04/04/1965	San Antonio, Texas W 4-3
03/31/1966	San Antonio, Texas W 13-8

RICE

SERIES TIED, 3-3-1

IN LAWRENCE	0-0
IN HOUSTON	3-3-1
NEUTRAL SITES	0-0
UNDER DAN FITZGERALD	0-0
04/02/1957	Houston, Texas L 1-3
04/03/1957	Houston, Texas W 4-1
04/04/1958	Houston, Texas T 11-11
04/05/1958	Houston, Texas W 13-9
03/13/1990	Houston, Texas L 1-2
03/14/1990	Houston, Texas W 8-3
02/25/1995	Houston, Texas L 5-12

ROCKHURST

KANSAS LEADS, 18-5

IN LAWRENCE	14-2
IN KANSAS CITY	4-3
NEUTRAL SITES	0-0
UNDER DAN FITZGERALD	0-0
04/12/1937	Lawrence L 10-16
04/19/1938	Kansas City, Mo. L 4-5
04/24/1939	Lawrence L 4-5
05/16/1939	Kansas City, Mo. W 4-2
04/10/1940	Lawrence W 13-4
05/13/1942	Lawrence W 12-5
05/15/1942	Kansas City, Mo. L 1-4
04/05/1949	Lawrence W 4-2
05/10/1949	Kansas City, Mo. L 6-9
04/12/1950	Lawrence W 10-2
04/19/1950	Kansas City, Mo. W 11-10

04/08/1952	Lawrence	W	13-4
04/16/1952	Kansas City, Mo.	W	4-0
04/14/1953	Lawrence	W	9-4
05/04/1954	Lawrence	W	12-6
04/14/1956	Lawrence	W	12-4
04/20/1956	Kansas City, Mo.	W	6-5
05/01/1995	Lawrence	W	11-3
03/24/1998	Lawrence	W	10-2
03/24/1998	Lawrence	W	14-2
04/21/1999	Lawrence	W	5-4 (10)
02/15/2000	Lawrence	W	20-6
03/21/2000	Lawrence	W	9-3

RUTGERS

KANSAS LEADS, 1-0

IN LAWRENCE	1-0
IN NEW BRUNSWICK	0-0
NEUTRAL SITES	0-0
UNDER DAN FITZGERALD	0-0
05/30/1993	Lawrence W 8-2

SACRAMENTO STATE

KANSAS LEADS, 4-1

IN LAWRENCE	1-1
IN SACRAMENTO	0-0
NEUTRAL SITES	3-0
UNDER DAN FITZGERALD	0-0
04/27/2005	Kansas City, Kan.* W 12-5
02/26/2010	Peoria, Ariz. W 4-3
02/27/2010	Peoria, Ariz. W 10-4
04/27/2021	Lawrence L 6-11
04/28/2021	Lawrence W 6-4

*Best of the Midwest Tournament

SAINT LOUIS

KANSAS LEADS, 8-3

IN LAWRENCE	1-0
IN ST. LOUIS	3-3
NEUTRAL SITES	0-0
NOT DESIGNATED	4-0
UNDER DAN FITZGERALD	0-0
1907	Unknown W 4-3
1907	Unknown W 11-1
1911	Unknown W 9-8
1911	Unknown W 12-8
03/20/2010	St. Louis, Mo. L 8-12
03/20/2010	St. Louis, Mo. L 5-8
02/12/2016	Lawrence W 5-3
03/05/2021	St. Louis, Mo. L 1-8
03/06/2021	St. Louis, Mo. W 5-1
03/07/2021	St. Louis, Mo. W 7-5 (12)

SAINT MARY (KAN.)

KANSAS LEADS, 18-12

IN LAWRENCE	7-0
IN LEAVENWORTH	0-3
NEUTRAL SITES	0-0
NOT DESIGNATED	11-9
UNDER DAN FITZGERALD	0-0
1899	Unknown L 3-9
1900	Unknown W 6-2
1906	Unknown L 3-4
1906	Unknown W 10-5
1907	Unknown W 11-7
1907	Unknown W 2-1
1908	Unknown L 2-3
1908	Unknown W 10-2
1909	Unknown L 1-7
1909	Unknown L 2-3

1910	Unknown L 5-8
1911	Unknown L 3-9
1911	Unknown L 1-3
1912	Unknown L 1-5
1912	Unknown W 6-0
1913	Unknown W 4-3
1914	Unknown W 4-3
1914	Unknown W 9-4
1917	Unknown W 6-2
1920	Unknown W 12-0
04/05/1929	Leavenworth, Kan. L 2-6
04/06/1929	Leavenworth, Kan. L 5-9
04/11/1930	Leavenworth, Kan. L 6-12
05/03/2005	Lawrence W 8-3
05/02/2006	Lawrence W 6-0
04/02/2008	Lawrence W 13-0
03/09/2010	Lawrence W 10-0
04/19/2011	Lawrence W 11-5
04/18/2012	Lawrence W 6-0
04/03/2013	Lawrence W 3-0

SAINT JOSEPH'S (PA.)

KANSAS LEADS, 1-0

IN LAWRENCE	0-0
IN SALINA	0-0
NEUTRAL SITES	1-0
UNDER DAN FITZGERALD	0-0
03/08/2019	Port Charlotte, Fla.* W 7-5

*Snowbird Classic

SALINA NORMAL

KANSAS LEADS, 1-0

IN LAWRENCE	0-0
IN SALINA	0-0
NEUTRAL SITES	0-0
NOT DESIGNATED	1-0
UNDER DAN FITZGERALD	0-0
05/21/1894	Unknown W 25-15

SAM HOUSTON STATE

KANSAS LEADS, 3-2-1

IN LAWRENCE	0-0
IN HUNTSVILLE	3-0
NEUTRAL SITES	0-2-1
UNDER DAN FITZGERALD	0-0
04/01/1966	Huntsville, Texas W 11-6
04/04/1966	Huntsville, Texas W 7-1
03/14/1983	Edinburg, Texas L 7-9
03/16/1983	Edinburg, Texas L 1-5
02/24/1995	Huntsville, Texas W 3-2 (13)
02/08/2004	Edinburg, Texas T 8-8 (8)

SAMFORD

SAMFORD LEADS, 6-3

IN LAWRENCE	1-2
IN BIRMINGHAM	2-4
NEUTRAL SITES	0-0
UNDER DAN FITZGERALD	1-2
04/22/2016	Birmingham, Ala. L 2-3 (10)
04/23/2016	Birmingham, Ala. L 9-13
04/24/2016	Birmingham, Ala. W 9-5
03/24/2017	Lawrence W 6-4
03/25/2017	Lawrence L 6-8
03/26/2017	Lawrence L 1-6
05/11/2023	Birmingham, Ala. L 2-3
05/12/2023	Birmingham, Ala. W 12-4
05/13/2023	Birmingham, Ala. L 7-9

SAN DIEGO**SAN DIEGO LEADS, 1-0**

IN LAWRENCE	0-0
IN SAN DIEGO	0-0
NEUTRAL SITES	0-1
UNDER DAN FITZGERALD	0-0
02/18/2006	Los Angeles, Calif.* L 6-17

*Public Storage Classic

SAN DIEGO STATE**SERIES TIED, 2-2**

IN LAWRENCE	0-0
IN SAN DIEGO	2-2
NEUTRAL SITES	0-0
UNDER DAN FITZGERALD	0-0
02/13/1998	San Diego, Calif. W 10-3
02/15/1998	San Diego, Calif. W 8-4
03/17/2009	San Diego, Calif. L 0-1
03/18/2009	San Diego, Calif. L 8-9

SCHOOL OF THE OZARKS**SCHOOL OF THE OZARKS LEADS, 3-1**

IN LAWRENCE	1-3
IN HOLLISTER	0-0
NEUTRAL SITES	0-0
UNDER DAN FITZGERALD	0-0
03/26/1986	Lawrence L 7-8
03/26/1986	Lawrence W 7-2
04/07/1987	Lawrence L 7-8
04/07/1987	Lawrence L 2-3

SCHREINER COLLEGE (TEXAS)**SCHREINER COLLEGE LEADS, 2-0**

IN LAWRENCE	0-0
IN KERRVILLE	0-2
NEUTRAL SITES	0-0
UNDER DAN FITZGERALD	0-0
03/07/1986	Kerville, Texas L 4-14
03/07/1986	Kerville, Texas L 7-8

SEDALIA ARMY BASE**SEDALIA ARMY BASE LEADS, 1-0**

IN LAWRENCE	0-1
IN KNOB NOSTER	0-0
NEUTRAL SITES	0-0
UNDER DAN FITZGERALD	0-0
05/27/1944	Lawrence L 4-10

SETON HALL**KANSAS LEADS, 1-0**

IN LAWRENCE	0-0
IN NEW JERSEY	0-0
NEUTRAL SITES	1-0
UNDER DAN FITZGERALD	0-0
03/12/2019	Port Charlotte, Fla.* W 7-4

*Snowbird Classic

SHAWNEES**KANSAS LEADS, 1-0**

IN LAWRENCE	0-0
AT SHAWNEES (HOME CITY UNKNOWN)	0-0
NEUTRAL SITES	0-0
NOT DESIGNATED	1-0
UNDER DAN FITZGERALD	0-0
05/28/1887	Unknown W 10-7

SIU-EDWARDSVILLE**KANSAS LEADS, 1-0**

IN LAWRENCE	0-0
IN EDWARDSVILLE	0-0
NEUTRAL SITES	1-0
UNDER DAN FITZGERALD	0-0
02/22/2013	Little Rock, Ark. W 8-0

SOUTH CAROLINA**SOUTH CAROLINA LEADS, 1-0**

IN LAWRENCE	0-0
IN COLUMBIA	0-0
NEUTRAL SITES	0-1
UNDER DAN FITZGERALD	0-0
03/09/1992	Jacksonville, Fla. L 8-10

SOUTH CAROLINA UPSTATE**SERIES TIED, 2-2**

IN LAWRENCE	0-0
IN SPARTANBURG	2-2
NEUTRAL SITES	0-0
UNDER DAN FITZGERALD	0-0
02/15/2019	Spartanburg, S.C. W 9-5
02/16/2019	Spartanburg, S.C. L 3-4
02/16/2019	Spartanburg, S.C. L 4-6
02/18/2019	Spartanburg, S.C. W 5-3

SOUTHEAST MISSOURI STATE**KANSAS LEADS, 7-0**

IN LAWRENCE	6-0
IN CAPE GIRARDEAU	0-0
NEUTRAL SITES	1-0
UNDER DAN FITZGERALD	0-0
02/28/1992	Lawrence W 17-1
03/01/1992	Lawrence W 14-3
03/01/1992	Lawrence W 14-1
03/05/1994	Lawrence W 19-5
03/06/1994	Lawrence W 5-4
03/07/1994	Lawrence W 7-1
04/25/2006	Kansas City, Kan.* W 6-0

*Best of the Midwest Tournament

SOUTH DAKOTA STATE**KANSAS LEADS, 8-2**

IN LAWRENCE	4-0
IN BROOKINGS	0-0
NEUTRAL SITES	4-2
UNDER DAN FITZGERALD	0-0
02/16/2005	Lawrence W 8-2
02/17/2005	Lawrence W 13-5
02/18/2005	Lawrence W 15-2
02/18/2005	Lawrence W 14-1
02/10/2007	Minneapolis, Minn. L 5-6
02/10/2007	Minneapolis, Minn. W 3-2
02/11/2007	Minneapolis, Minn. W 4-1
02/19/2021	Minneapolis, Minn. W 7-3
02/20/2021	Minneapolis, Minn. L 5-8
02/21/2021	Minneapolis, Minn. W 13-1

SOUTHERN CALIFORNIA**SOUTHERN CALIFORNIA LEADS, 1-0**

IN LAWRENCE	0-0
IN LOS ANGELES	0-1
NEUTRAL SITES	0-0
UNDER DAN FITZGERALD	0-0
02/17/2006	Los Angeles, Calif. L 1-10

SOUTHERN UTAH**KANSAS LEADS, 3-0**

IN LAWRENCE	3-0
IN CEDAR CITY	0-0
NEUTRAL SITES	0-0
UNDER DAN FITZGERALD	0-0
03/01/2011	Lawrence W 2-1
03/01/2011	Lawrence W 5-1
03/21/2012	Lawrence W 11-10 (11)

SOUTHWESTERN (KAN.)**KANSAS LEADS, 1-0**

IN LAWRENCE	0-0
IN WINFIELD	0-0
NEUTRAL SITES	0-0
NOT DESIGNATED	1-0
UNDER DAN FITZGERALD	0-0
1906	Unknown W 4-1

ST. BONAVENTURE**KANSAS LEADS, 1-0**

IN LAWRENCE	0-0
IN ALLEGANY	0-0
NEUTRAL SITES	1-0
UNDER DAN FITZGERALD	0-0
02/24/2014	Port Charlotte, Fla.* W 9-4

*Snowbird Classic

ST. CLOUD STATE**KANSAS LEADS, 5-0**

IN LAWRENCE	5-0
IN ST. CLOUD	0-0
NEUTRAL SITES	0-0
UNDER DAN FITZGERALD	0-0
03/01/1990	Lawrence W 11-10
03/07/1997	Lawrence W 12-7
03/08/1997	Lawrence W 5-2
03/08/1997	Lawrence W 6-1
03/09/1997	Lawrence W 24-3

ST. EDWARD'S (TEXAS)**KANSAS LEADS, 3-0**

IN LAWRENCE	0-0
IN AUSTIN	3-0
NEUTRAL SITES	0-0
UNDER DAN FITZGERALD	0-0
04/03/1964	Austin, Texas W 6-1
04/03/1967	Austin, Texas W 8-1
04/01/1969	Austin, Texas W 8-7

ST. JOHN'S (KAN.)**ST. JOHN'S LEADS, 1-0**

IN LAWRENCE	0-0
IN WINFIELD	0-1
NEUTRAL SITES	0-0
UNDER DAN FITZGERALD	0-0
04/11/1927	Winfield, Kan. L 4-7

ST. JOHN'S (N.Y.)

ST. JOHNS LEADS, 6-3

IN LAWRENCE				3-1
IN QUEENS				0-3
NEUTRAL SITES				0-2
UNDER DAN FITZGERALD				0-0
03/16/1987	Edinburg, Texas	L		1-3
03/18/1987	Edinburg, Texas	L		5-7
03/18/1988	Lawrence	L		6-15
03/09/2018	Lawrence	W		7-4
03/10/2018	Lawrence	W		6-1
03/11/2018	Lawrence	W		6-5
03/15/2019	Queens, NY	L	0-1 (10)	
03/16/2019	Queens, NY	L		1-3
03/17/2019	Queens, NY	L		3-11

ST. JOSEPH (MO.)

ST. JOSEPH LEADS, 2-0

IN LAWRENCE				0-0
IN ST. JOSEPH				0-0
NEUTRAL SITES				0-0
NOT DESIGNATED				0-2
UNDER DAN FITZGERALD				0-0
1894	Unknown	L		9-21
1894	Unknown	L		3-13

ST. MARY'S (CALIF.)

KANSAS LEADS, 1-0

IN LAWRENCE				0-0
IN MORAGA				0-0
NEUTRAL SITES				1-0
UNDER DAN FITZGERALD				0-0
02/15/2001	Phoenix, Ariz.	W		13-10

ST. MARY'S (TEXAS)

ST. MARY'S LEADS, 13-3

IN LAWRENCE				0-0
IN SAN ANTONIO				2-12
NEUTRAL SITES				1-1
UNDER DAN FITZGERALD				0-0
03/29/1963	San Antonio, Texas	L		4-7
04/02/1964	San Antonio, Texas	W		2-0
04/01/1965	San Antonio, Texas	L		2-4
04/02/1966	San Antonio, Texas	L		4-7
04/03/1967	San Antonio, Texas	L		2-3
03/26/1969	San Antonio, Texas	L		1-2
03/16/1974	San Antonio, Texas	L		1-4
03/16/1974	San Antonio, Texas	L		1-7
03/13/1975	San Antonio, Texas	W		10-4
03/13/1975	San Antonio, Texas	L		2-7
03/18/1976	San Antonio, Texas	L		0-1
03/15/1977	San Antonio, Texas	L		1-2
03/11/1978	San Antonio, Texas	L		4-9
03/10/1985	San Antonio, Texas	L		1-4
03/08/1986	Kerville, Texas	L		4-13
03/09/1986	Kerville, Texas	W		2-0

ST. PAUL (MINN.)

ST. PAUL LEADS, 1-0

IN LAWRENCE				0-0
IN ST. PAUL				0-0
NEUTRAL SITES				0-0
NOT DESIGNATED				0-1
UNDER DAN FITZGERALD				0-0
1907	Unknown	L		6-8

ST. SCHOLASTICA

KANSAS LEADS, 4-0

IN LAWRENCE				4-0
IN DULUTH				0-0
NEUTRAL SITES				0-0
UNDER DAN FITZGERALD				0-0
05/09/1998	Lawrence	W		15-1
05/09/1998	Lawrence	W		15-3
05/15/1999	Lawrence	W		10-0
05/15/1999	Lawrence	W		3-2

STANFORD

STANFORD LEADS, 18-3

IN LAWRENCE				0-0
IN STANFORD				3-18
NEUTRAL SITES				0-0
UNDER DAN FITZGERALD				0-0
02/13/2004	Stanford, Calif.	L		1-7
02/14/2004	Stanford, Calif.	L		3-6
02/15/2004	Stanford, Calif.	L		6-10
02/11/2005	Stanford, Calif.	L		3-7
02/12/2005	Stanford, Calif.	L		2-9
02/13/2005	Stanford, Calif.	L		6-7
02/10/2006	Stanford, Calif.	W		8-2
02/11/2006	Stanford, Calif.	W		5-4
02/12/2006	Stanford, Calif.	L		3-8
02/23/2007	Stanford, Calif.	L		5-6
02/24/2007	Stanford, Calif.	L		1-4
02/25/2007	Stanford, Calif.	L		6-7
03/07/2014	Stanford, Calif.	W	4-2 (13)	
03/08/2014	Stanford, Calif.	L		4-5
03/09/2014	Stanford, Calif.	L		0-1
03/18/2016	Stanford, Calif.	L		0-2
03/19/2016	Stanford, Calif.	L		4-10
03/20/2016	Stanford, Calif.	L		2-6
02/24/2017	Stanford, Calif.	L		0-6
02/25/2017	Stanford, Calif.	L		0-5
02/26/2017	Stanford, Calif.	L		2-4

STERLING (KAN.)

KANSAS LEADS, 1-0

IN LAWRENCE				1-0
IN STERLING				0-0
NEUTRAL SITES				0-0
UNDER DAN FITZGERALD				0-0
02/27/1992	Lawrence	W		28-0

STETSON

STETSON LEADS, 1-0

IN LAWRENCE				0-0
IN DELAND				0-0
NEUTRAL SITES				0-1
UNDER DAN FITZGERALD				0-0
03/07/1992	Jacksonville, Fla.	L		5-13

STONY BROOK

SERIES TIED, 1-1

IN LAWRENCE				0-0
IN STONY BROOK				1-1
NEUTRAL SITES				0-0
UNDER DAN FITZGERALD				0-0
03/09/2012	Stony Brook, N.Y.	L		0-4
03/09/2012	Stony Brook, N.Y.	W		3-1 (14)

TABOR

KANSAS LEADS, 6-0

IN LAWRENCE				6-0
IN HILLSBORO				0-0
NEUTRAL SITES				0-0
UNDER DAN FITZGERALD				0-0
03/19/2003	Lawrence	W		16-2
03/10/2004	Lawrence	W		15-1
04/19/2006	Lawrence	W		14-4
03/06/2007	Lawrence	W		18-2
03/11/2008	Lawrence	W		8-1
03/10/2010	Lawrence	W		15-0

TARKIO

KANSAS LEADS, 8-0

IN LAWRENCE				7-0
IN TARKIO				0-0
NEUTRAL SITES				0-0
NOT DESIGNATED				1-0
UNDER DAN FITZGERALD				0-0
1915	Unknown	W		7-1
03/10/1987	Lawrence	W		7-0
03/10/1987	Lawrence	W		14-6
03/22/1988	Lawrence	W		14-4
03/22/1988	Lawrence	W		9-4
03/26/1989	Lawrence	W		12-5
03/26/1989	Lawrence	W		10-6
03/21/1990	Lawrence	W		11-2

TENNESSEE

TENNESSEE LEADS, 2-1

IN LAWRENCE				0-0
IN KNOXVILLE				1-0
NEUTRAL SITES				0-2
UNDER DAN FITZGERALD				0-0
03/23/1968	Riverside, Calif.	L		5-7
05/29/1993	Knoxville, Tennessee*	W		3-2
02/11/1994	Kissimmee, Fla.	L		4-14

*NCAA Mid-east Regional

TEXAS

TEXAS LEADS, 63-31

IN LAWRENCE				18-24
IN AUSTIN				10-35
NEUTRAL SITES				3-3
NOT DESIGNATED				0-1
UNDER DAN FITZGERALD				2-5
1906	Unknown	L		2-4
03/12/1991	Austin, Texas	L		2-8
03/13/1991	Austin, Texas	W		10-6
03/14/1991	Austin, Texas	L		2-5
02/16/1996	Austin, Texas	W		7-6
02/17/1996	Austin, Texas	W		8-6
02/19/1996	Austin, Texas	L		2-9
04/22/1997	Lawrence	L		6-7
04/22/1997	Lawrence	L		3-16
04/23/1997	Lawrence	W		10-4
04/21/1998	Austin, Texas	L		1-7
04/21/1998	Austin, Texas	L		2-5 (10)
04/22/1998	Austin, Texas	L		4-5 (10)
03/05/1999	Lawrence	L		6-11
03/06/1999	Lawrence	L		4-15
03/07/1999	Lawrence	L		1-6
03/10/2000	Austin, Texas	W		8-7
03/11/2000	Austin, Texas	L		3-6
03/12/2000	Austin, Texas	L		3-5
03/30/2001	Lawrence	L		5-10
03/31/2001	Lawrence	L		2-6
04/01/2001	Lawrence	L		3-6

04/05/2002	Austin, Texas	W	5-3
04/06/2002	Austin, Texas	L	3-8
04/06/2002	Austin, Texas	L	4-5 (11)
05/02/2003	Lawrence	W	10-1
05/03/2003	Lawrence	L	1-5
05/04/2003	Lawrence	L	3-6 (11)
05/07/2004	Austin, Texas	L	2-4
05/08/2004	Austin, Texas	L	5-6
05/09/2004	Austin, Texas	L	1-7
05/06/2005	Lawrence	W	5-2
05/07/2005	Lawrence	W	2-1
05/08/2005	Lawrence	L	5-16
05/26/2005	Oklahoma City, Okla.*	L	0-9
05/05/2006	Austin, Texas	L	4-7
05/06/2006	Austin, Texas	L	4-11
05/07/2006	Austin, Texas	L	1-11
04/05/2007	Lawrence	L	6-11
04/06/2007	Lawrence	W	14-6
04/07/2007	Lawrence	L	5-6
03/14/2008	Austin, Texas	L	6-8
03/15/2008	Austin, Texas	L	1-6
03/16/2008	Austin, Texas	W	7-2
03/20/2009	Lawrence	W	5-4
03/21/2009	Lawrence	W	4-3
03/22/2009	Lawrence	W	4-3
05/21/2009	Oklahoma City, Okla.*	L	3-9
04/09/2010	Austin, Texas	L	2-3 (11)
04/10/2010	Austin, Texas	L	1-3
04/11/2010	Austin, Texas	L	4-10
04/21/2011	Lawrence	L	0-9
04/22/2011	Lawrence	L	1-9
04/23/2011	Lawrence	W	4-2
04/20/2012	Austin, Texas	W	7-2
04/21/2012	Austin, Texas	L	0-3
04/22/2012	Austin, Texas	L	2-7
05/24/2012	Oklahoma City, Okla.*	W	4-2
04/12/2013	Lawrence	W	7-6 (12)
04/13/2013	Lawrence	L	1-2
04/14/2013	Lawrence	W	4-3
03/14/2014	Austin, Texas	W	3-2
03/15/2014	Austin, Texas	L	1-2
03/16/2014	Austin, Texas	W	6-1
04/17/2015	Lawrence	L	2-3 (14)
04/18/2015	Lawrence	W	5-4
04/19/2015	Lawrence	L	7-16
04/15/2016	Austin, Texas	W	11-5
04/15/2016	Austin, Texas	L	6-8
04/16/2016	Austin, Texas	L	2-12
03/31/2017	Lawrence	L	3-5
04/01/2017	Lawrence	W	2-1
04/02/2017	Lawrence	W	5-4
05/25/2017	Oklahoma City, Okla.*	L	4-5
03/16/2018	Austin, Texas	L	4-14
03/17/2018	Austin, Texas	L	0-4
03/18/2018	Austin, Texas	L	4-5
05/23/2018	Oklahoma City, Okla.*	W	3-2
05/03/2019	Lawrence	W	4-2
05/04/2019	Lawrence	W	1-0
05/05/2019	Lawrence	W	10-6
04/01/2021	Lawrence	L	2-5
04/02/2021	Lawrence	L	0-7
04/03/2021	Lawrence	L	2-11
05/19/2022	Austin, Texas	L	4-12
05/20/2022	Austin, Texas	L	1-8
05/21/2022	Austin, Texas	L	6-11
05/05/2023	Lawrence	W	10-4
05/06/2023	Lawrence	L	2-6
05/07/2023	Lawrence	L	6-7
05/24/2023	Arlington, Texas*	W	6-3

05/16/2024	Austin, Texas	L	4-5
05/17/2024	Austin, Texas	L	2-3
05/18/2024	Austin, Texas	L	7-9

*Big 12 Baseball Championship

TEXAS-ARLINGTON**SERIES TIED, 7-6**

IN LAWRENCE		1-3	
IN ARLINGTON		5-4	
NEUTRAL SITES		0-0	
UNDER DAN FITZGERALD		0-0	
03/12/1977	Arlington, Texas	L	0-1
03/12/1977	Arlington, Texas	L	3-4
02/22/1997	Arlington, Texas	W	7-3
02/22/1997	Arlington, Texas	W	14-12
02/23/1997	Arlington, Texas	W	4-2
02/13/1999	Arlington, Texas	W	10-3
02/13/1999	Arlington, Texas	L	12-13 (10)
02/14/1999	Arlington, Texas	W	9-4
05/13/2000	Lawrence	L	5-7
05/14/2000	Lawrence	L	3-4
05/15/2000	Lawrence	W	6-5
05/16/2000	Lawrence	L	4-6
04/21/2021	Arlington, Texas	L	1-8

TEXAS A&M**TEXAS A&M LEADS, 50-17-1**

IN LAWRENCE		8-16-1	
IN COLLEGE STATION		5-29	
NEUTRAL SITES		4-4	
NOT DESIGNATED		0-1	
UNDER DAN FITZGERALD		0-0	
1906	Unknown	L	1-8
03/15/1974	Edinburg, Texas	L	2-7
03/15/1974	Edinburg, Texas	L	3-8
03/10/1975	College Station, Texas	L	1-2
03/10/1975	College Station, Texas	L	2-3
03/11/1975	College Station, Texas	L	2-5
03/15/1976	San Antonio, Texas	W	2-0
03/14/1977	San Antonio, Texas	L	2-4
03/14/1977	San Antonio, Texas	W	6-5
03/15/1977	College Station, Texas	L	1-3
03/21/1981	College Station, Texas	W	5-4
03/21/1981	College Station, Texas	L	8-9
03/21/1982	College Station, Texas	L	3-5
03/21/1982	College Station, Texas	W	6-3
03/18/1984	College Station, Texas	L	0-9
03/18/1984	College Station, Texas	L	3-11
03/12/1985	San Antonio, Texas	W	10-9
06/04/1993	Lawrence	L	1-5
04/25/1997	College Station, Texas	L	5-10
04/26/1997	College Station, Texas	L	9-10
04/27/1997	College Station, Texas	L	14-2
04/24/1998	Lawrence	L	1-12
04/25/1998	Lawrence	L	12-17
04/26/1998	Lawrence	L	9-10
04/23/1999	College Station, Texas	L	1-8
04/24/1999	College Station, Texas	L	5-10
04/25/1999	College Station, Texas	L	3-12
03/31/2000	Lawrence	L	3-6
04/01/2000	Lawrence	L	6-8 (11)
04/02/2000	Lawrence	W	8-1
04/06/2001	College Station, Texas	L	0-8
04/07/2001	College Station, Texas	L	2-5
04/08/2001	College Station, Texas	W	5-2
03/08/2002	Lawrence	W	5-4
03/10/2002	Lawrence	L	3-5
03/10/2002	Lawrence	L	6-10

05/09/2003	College Station, Texas	L	3-4 (10)
05/10/2003	College Station, Texas	L	9-12
05/11/2003	College Station, Texas	L	4-5 (10)
04/09/2004	Lawrence	L	4-14
04/10/2004	Lawrence	L	0-4
04/11/2004	Lawrence	W	9-7
04/01/2005	College Station, Texas	W	7-5 (12)
04/02/2005	College Station, Texas	L	4-12
04/03/2005	College Station, Texas	L	5-7
05/19/2006	Lawrence	W	2-1
05/20/2006	Lawrence	W	6-2
05/21/2006	Lawrence	W	11
03/16/2007	College Station, Texas	L	3-9
03/17/2007	College Station, Texas	W	17-13 (11)
03/18/2007	College Station, Texas	L	9-10
03/28/2008	Lawrence	L	6-13
03/29/2008	Lawrence	L	6-9 (10)
03/30/2008	Lawrence	L	8-10
03/27/2009	College Station, Texas	L	0-3
03/28/2009	College Station, Texas	L	6-7
03/29/2009	College Station, Texas	L	5-6
04/01/2010	Lawrence	W	9-5
04/02/2010	Lawrence	L	4-6
04/03/2010	Lawrence	T	8-8 (11)
03/25/2011	College Station, Texas	L	1-2 (10)
03/26/2011	College Station, Texas	L	1-11
03/27/2011	College Station, Texas	L	1-3
04/13/2012	Lawrence	L	0-8
04/14/2012	Lawrence	L	4-6
04/15/2012	Lawrence	W	5-3
05/23/2012	Oklahoma City, Okla.*	L	4-10
05/25/2012	Oklahoma City, Okla.*	W	5-3

*Big 12 Championship

TEXAS A&M-CORPUS CHRISTI**KANSAS LEADS, 4-1**

IN LAWRENCE		1-1	
IN CORPUS CHRISTI		2-0	
NEUTRAL SITES		1-0	
UNDER DAN FITZGERALD		1-0	
02/23/2000	Corpus Christi, Texas	W	15-3
02/23/2000	Corpus Christi, Texas	W	19-9
03/14/2000	Lawrence	W	8-0
03/14/2000	Lawrence	L	2-3
02/20/2024	Corpus Christi, Texas	W	13-7

TEXAS LUTHERAN**KANSAS LEADS, 10-7**

IN LAWRENCE		0-0	
IN SEGUIN		10-7	
NEUTRAL SITES		0-0	
UNDER DAN FITZGERALD		0-0	
04/05/1957	Seguin, Texas	L	7-10
03/30/1962	Seguin, Texas	W	9-3
03/31/1962	Seguin, Texas	L	8-9
03/28/1963	Seguin, Texas	W	6-4
03/30/1963	Seguin, Texas	W	2-0
04/04/1964	Seguin, Texas	L	0-4
03/31/1966	Seguin, Texas	W	6-4
04/04/1966	Seguin, Texas	W	20-7
03/30/1967	Seguin, Texas	W	3-0
03/31/1969	Seguin, Texas	W	5-0
03/14/1975	Seguin, Texas	W	3-1
03/15/1975	Seguin, Texas	L	1-3
03/15/1975	Seguin, Texas	L	1-2
03/16/1976	Seguin, Texas	W	3-1
03/16/1976	Seguin, Texas	L	4-5
03/16/1977	Seguin, Texas	W	5-4
03/16/1977	Seguin, Texas	L	0-3

TEXAS-PAN AMERICAN

TEXAS-PAN AMERICAN LEADS, 20-9

IN LAWRENCE				3-0
IN EDINBURG				6-20
NEUTRAL SITES				0-0
UNDER DAN FITZGERALD				0-0
03/28/1969	Edinburg, Texas	L		0-9
03/29/1969	Edinburg, Texas	W		2-0
03/08/1971	Edinburg, Texas	L		4-5
03/09/1971	Edinburg, Texas	L		4-11
03/10/1971	Edinburg, Texas	L		4-14
03/12/1974	Edinburg, Texas	L		0-4
03/13/1974	Edinburg, Texas	L		1-4
03/14/1974	Edinburg, Texas	L		2-13
03/13/1978	Edinburg, Texas	L		3-6
03/17/1978	Edinburg, Texas	L		6-9
03/13/1979	Edinburg, Texas	W		7-5
03/12/1980	Edinburg, Texas	L		0-11
03/14/1980	Edinburg, Texas	L		2-6
03/16/1981	Edinburg, Texas	W		5-4
03/17/1981	Edinburg, Texas	W		4-2
03/19/1981	Edinburg, Texas	W		5-1
03/16/1982	Edinburg, Texas	L		3-4
03/15/1983	Edinburg, Texas	L		1-2
03/14/1984	Edinburg, Texas	L		1-2
03/15/1984	Edinburg, Texas	L		4-5
03/13/1985	Edinburg, Texas	L		1-2
03/12/1986	Edinburg, Texas	L		1-2
03/17/1987	Edinburg, Texas	L		0-8
03/20/1987	Edinburg, Texas	W		7-6
05/12/2001	Lawrence	W		10-2
05/12/2001	Lawrence	W		8-0
05/13/2001	Lawrence	W		6-4
03/19/2002	Edinburg, Texas	L		0-4
03/20/2002	Edinburg, Texas	L		2-7

TEXAS-SAN ANTONIO

KANSAS LEADS, 3-1

IN LAWRENCE				0-0
IN SAN ANTONIO				3-1
NEUTRAL SITES				0-0
UNDER DAN FITZGERALD				0-0
02/12/2000	San Antonio, Texas	W		5-0
02/13/2000	San Antonio, Texas	W		9-5
02/13/2000	San Antonio, Texas	W		12-3
03/02/2012	San Antonio, Texas	L		4-7

TEXAS SOUTHERN

KANSAS LEADS, 22-1

IN LAWRENCE				15-0
IN HOUSTON				2-0
NEUTRAL SITES				5-1
UNDER DAN FITZGERALD				6-0
01/31/2004	Houston, Texas	W		9-1
02/01/2004	Houston, Texas	W		8-0
05/05/2017	Lawrence	W		20-4
05/06/2017	Lawrence	W		11-2
05/06/2017	Lawrence	W		8-4
05/07/2017	Lawrence	W		10-0
03/02/2018	Lawrence	W		7-5
03/03/2018	Lawrence	W		3-2
03/04/2018	Lawrence	W		7-1
02/22/2019	Melissa, Texas	W		7-1
02/23/2019	Melissa, Texas	W		19-13
02/23/2019	Melissa, Texas	L		3-8
02/24/2019	Melissa, Texas	W		1-0
04/06/2021	Lawrence	W		8-1
04/06/2021	Lawrence	W		8-0

04/19/2022	Kansas City, Kan.*	W		7-6
04/20/2022	Lawrence	W		16-5 (7)
04/11/2023	Kansas City, Kan.*	W		8-5
04/12/2023	Lawrence	W		11-7
03/01/2024	Lawrence	W		11-2
03/02/2024	Lawrence	W		9-1 (7)
03/02/2024	Lawrence	W		10-3
03/03/2024	Lawrence	W		11-1 (7)

* Buck O'Neil Classic

TEXAS STATE

KANSAS LEADS, 2-1

IN LAWRENCE				0-0
IN SAN MARCOS				0-1
NEUTRAL SITES				2-0
UNDER DAN FITZGERALD				1-0
02/26/1995	San Marcos, Texas	L		6-8
02/10/2001	Round Rock, Texas	W		9-3
02/23/2024	Round Rock, Texas	W		7-4

TEXAS WESLEYAN

TEXAS WESLEYAN LEADS, 2-1

IN LAWRENCE				0-0
IN FORT WORTH				1-2
NEUTRAL SITES				0-0
UNDER DAN FITZGERALD				0-0
03/18/1977	Fort Worth, Texas	L		6-8
03/19/1977	Fort Worth, Texas	W		3-2
03/19/1977	Fort Worth, Texas	L		5-9

TOPEKA

TOPEKA LEADS, 1-0

IN LAWRENCE				0-0
IN TOPEKA				0-0
NEUTRAL SITES				0-0
NOT DESIGNATED				0-1
UNDER DAN FITZGERALD				0-0
1909	Unknown	L		2-7

TRINITY

TRINITY LEADS, 6-2

IN LAWRENCE				0-0
IN SAN ANTONIO				2-6
NEUTRAL SITES				0-0
UNDER DAN FITZGERALD				0-0
04/07/1964	San Antonio, Texas	W		6-1
04/05/1966	San Antonio, Texas	L		3-6
04/04/1967	San Antonio, Texas	L		6-16
03/27/1969	San Antonio, Texas	W		17-3
03/11/1971	San Antonio, Texas	L		7-13
03/12/1975	San Antonio, Texas	L		3-4
03/12/1975	San Antonio, Texas	L		1-2
03/17/1976	San Antonio, Texas	L		2-8

TULANE

TULANE LEADS, 2-0

IN LAWRENCE				0-0
IN NEW ORLEANS				0-2
NEUTRAL SITES				0-0
UNDER DAN FITZGERALD				0-0
03/16/2010	New Orleans, La.	L		0-1
03/17/2010	New Orleans, La.	L		3-5

TULSA

TULSA LEADS, 2-1

IN LAWRENCE				0-0
IN TULSA				1-2
NEUTRAL SITES				0-0
UNDER DAN FITZGERALD				0-0
04/10/1953	Tulsa, Okla.	L		9-10
04/07/1954	Tulsa, Okla.	L		12-16
04/08/1954	Tulsa, Okla.	W		10-1

UCLA

UCLA LEADS, 1-0

IN LAWRENCE				0-0
IN LOS ANGELES				0-0
NEUTRAL SITES				0-1
UNDER DAN FITZGERALD				0-0
03/21/1968	Riverside, Calif.	L		5-19

UMBC

KANSAS LEADS, 1-0

IN LAWRENCE				0-0
IN CATONSVILLE				0-0
NEUTRAL SITES				1-0
UNDER DAN FITZGERALD				0-0
03/21/2008	Bradenton, Fla.	W		4-1

UTAH

UTAH LEADS, 6-3

IN LAWRENCE				1-2
IN SALT LAKE CITY				0-3
NEUTRAL SITES				2-1
UNDER DAN FITZGERALD				0-0
05/18/2013	Salt Lake City, Utah	L		0-1
05/19/2013	Salt Lake City, Utah	L		6-13
05/20/2013	Salt Lake City, Utah	L		6-7
02/20/2015	Mesa, Ariz.*	W		6-3
03/06/2015	Lawrence	W		7-5
03/07/2015	Lawrence	L		1-5
03/08/2015	Lawrence	L		4-8
02/26/2016	Surprise, Ariz.*	L		1-15
02/29/2016	Goodyear, Ariz.*	W		8-4

*Big 12/Pac-12 Challenge

VALPARAISO

KANSAS LEADS, 2-1

IN LAWRENCE				0-0
IN NASHVILLE				0-0
NEUTRAL SITES				2-1
UNDER DAN FITZGERALD				2-1
02/17/2023	Corpus Christi, Texas	W		5-1
02/18/2023	Corpus Christi, Texas	L		3-11
02/19/2023	Corpus Christi, Texas	W		6-4

VANDERBILT

KANSAS LEADS, 3-1

IN LAWRENCE				0-0
IN NASHVILLE				2-1
NEUTRAL SITES				1-0
UNDER DAN FITZGERALD				0-0
03/02/2003	Nashville, Tenn.	W		4-2
02/19/2006	Los Angeles, Calif.*	W		5-2 (11)
02/26/2006	Nashville, Tenn.	W		4-3
02/01/2008	Nashville, Tenn.	L		1-7

*Public Storage Classic

VIRGINIA

VIRGINIA LEADS, 1-0

IN LAWRENCE	0-0
IN CHARLOTTESVILLE	0-0
NEUTRAL SITES	0-1
UNDER DAN FITZGERALD	0-0
02/19/2017	Charleston, S.C.* L 6-9

*Charleston Crab House Challenge

WARRENSBURG

SERIES TIED, 1-1

IN LAWRENCE	0-0
IN WARRENSBURG	0-0
NEUTRAL SITES	0-0
NOT DESIGNATED	1-1
UNDER DAN FITZGERALD	0-0
1906	Unknown W 16-6
1913	Unknown L 5-6

WASHBURN

KANSAS LEADS, 73-22

IN LAWRENCE	44-4
IN TOPEKA	7-7
NEUTRAL SITES	0-0
NOT DESIGNATED	22-11
UNDER DAN FITZGERALD	0-0
04/18/1880	Unknown L 22-29
05/15/1880	Unknown W 22-10
05/07/1886	Unknown L 12-19
05/29/1886	Unknown L 4-5
04/30/1887	Unknown L 3-14
05/19/1888	Unknown W 13-5
1889	Unknown W 13-5
05/08/1891	Unknown W 8-7
05/23/1891	Unknown W 4-3
04/30/1892	Unknown W 10-0
05/14/1892	Unknown W 10-5
05/13/1893	Unknown W 7-2
1899	Unknown W 7-6
1899	Unknown W 6-3
1900	Unknown L 5-6
1900	Unknown W 12-1
1900	Unknown L 6-7
1902	Unknown W 8-2
1903	Unknown W 9-8
1903	Unknown W 10-0
1904	Unknown L 6-9
1905	Unknown W 13-5
1905	Unknown L 2-6
1906	Unknown W 5-4
1906	Unknown W 13-3
1908	Unknown L 0-3
1908	Unknown W 6-5
1908	Unknown L 2-5
1910	Unknown W 6-0
1910	Unknown L 6-7
1910	Unknown W 11-6
1911	Unknown W 11-6
1924	Unknown W 8-5
03/30/1959	Lawrence W 7-0
04/04/1960	Topeka, Kan. W 4-0
04/03/1961	Lawrence W 4-0
04/03/1961	Lawrence W 4-3
05/09/1961	Topeka, Kan. L 0-3
04/20/1962	Lawrence W 9-5
04/24/1962	Topeka, Kan. L 4-5
04/15/1963	Lawrence W 8-1
03/24/1970	Lawrence W 10-1
03/24/1970	Lawrence W 3-1

03/23/1971	Lawrence W 2-0
03/23/1971	Lawrence W 13-0
03/18/1972	Topeka, Kan. L 0-1
03/18/1972	Topeka, Kan. W 15-6
03/20/1972	Lawrence W 4-0
03/20/1972	Lawrence W 4-0
03/17/1973	Lawrence W 2-1
03/17/1973	Lawrence W 4-0
03/19/1973	Topeka, Kan. L 5-10
03/19/1973	Topeka, Kan. L 5-7
04/23/1974	Lawrence L 4-6
04/23/1974	Lawrence W 4-3
04/22/1975	Lawrence W 2-1
04/22/1975	Lawrence W 12-5
04/13/1976	Topeka, Kan. W 11-3
04/13/1976	Topeka, Kan. W 8-3
04/22/1976	Lawrence W 9-3
04/23/1976	Lawrence W 6-0
03/26/1977	Lawrence W 7-1
03/26/1977	Lawrence W 4-1
04/12/1977	Topeka, Kan. L 1-2
04/12/1977	Topeka, Kan. W 4-2
04/01/1978	Topeka, Kan. L 1-2
04/01/1978	Topeka, Kan. W 7-2
05/09/1978	Lawrence W 11-0
05/09/1978	Lawrence W 9-6
04/24/1979	Lawrence W 8-2
04/24/1979	Lawrence W 17-3
05/04/1980	Lawrence W 6-4
05/04/1980	Lawrence L 4-3
04/22/1981	Lawrence L 6-7
04/22/1981	Lawrence W 8-1
04/19/1984	Lawrence W 6-4
04/19/1984	Lawrence W 13-2
04/25/1985	Lawrence W 13-9
04/25/1985	Lawrence W 7-6
04/24/1986	Lawrence W 12-3
04/06/1987	Lawrence L 4-5
04/30/1987	Topeka, Kan. W 13-12
03/01/1988	Lawrence W 16-8
03/30/1988	Lawrence W 11-2
03/08/1989	Lawrence W 5-2
04/19/1989	Lawrence W 10-7
02/27/1990	Lawrence W 10-0
04/03/1990	Lawrence W 7-6
02/27/1991	Lawrence W 16-4
03/03/1992	Lawrence W 3-1
03/10/1994	Lawrence W 14-1
04/06/1995	Lawrence W 9-8
03/25/1998	Lawrence W 6-2
03/25/1998	Lawrence W 14-6
05/01/2001	Lawrence W 9-0

WASHINGTON

KANSAS LEADS, 1-0

IN LAWRENCE	0-0
IN SEATTLE	0-0
NEUTRAL SITES	1-0
UNDER DAN FITZGERALD	0-0
02/19/2015	Mesa, Ariz.* W 11-8

*Big 12/Pac-12 Challenge

WASHINGTON (MO.)

WASHINGTON LEADS, 13-9-1

IN LAWRENCE	2-0
IN WASHINGTON	0-3
NEUTRAL SITES	0-0
NOT DESIGNATED	7-10-1
UNDER DAN FITZGERALD	0-0
1907	Unknown W 6-0
1907	Unknown W 11-0
1907	Unknown L 0-6
1907	Unknown L 3-4
1908	Unknown W 5-1
1908	Unknown L 2-3
1908	Unknown W 5-4
1909	Unknown W 3-2
1909	Unknown L 4-16
1909	Unknown L 2-9
1909	Unknown L 3-6
1910	Unknown L 3-4
1923	Unknown W 10-2
1923	Unknown W 13-5
1924	Unknown T 8-8
1924	Unknown L 2-4
1924	Unknown L 4-9
1924	Unknown L 11-12
05/22/1925	Washington, Mo. L 2-3
05/23/1925	Washington, Mo. L 2-11
05/16/1928	Lawrence W 3-1
05/17/1928	Lawrence W 2-1
05/03/1929	Washington, Mo. L 4-5

WASHINGTON STATE

WASHINGTON STATE LEADS, 2-0

IN LAWRENCE	0-0
IN PULLMAN	0-0
NEUTRAL SITES	0-2
UNDER DAN FITZGERALD	0-1
02/21/2015	Surprise, Ariz.* W 11-8
02/25/2024	Round Rock, Texas L 4-5

*Big 12/Pac-12 Challenge

WESTERN ILLINOIS

KANSAS LEADS, 17-0

IN LAWRENCE	15-0
IN MACOMB	2-0
NEUTRAL SITES	0-0
UNDER DAN FITZGERALD	0-0
02/12/2003	Lawrence W 10-6
04/10/2003	Macomb, Ill. W 6-5
04/10/2003	Macomb, Ill. W 9-6
03/20/2004	Lawrence W 15-1
03/20/2004	Lawrence W 8-6
03/21/2004	Lawrence W 15-4
03/18/2005	Lawrence W 13-7
03/19/2005	Lawrence W 6-5
03/20/2005	Lawrence W 3-2
03/03/2006	Lawrence W 5-4
03/05/2006	Lawrence W 11-3
03/05/2006	Lawrence W 7-1
03/04/2007	Lawrence W 15-5
03/04/2007	Lawrence W 6-3
03/24/2009	Lawrence W 14-3
03/25/2009	Lawrence W 7-4
05/20/2018	Lawrence W 19-6

WESTERN CAROLINA

WESTERN CAROLINA LEADS, 3-0

IN LAWRENCE	0-0
IN CULLOWHEE	0-0
NEUTRAL SITES	0-3
UNDER DAN FITZGERALD	0-1
03/01/2020	Greenville, S.C.* L 3-5
03/11/2022	Greenville, S.C.* L 3-6
03/10/2023	Greenville, S.C.* L 3-5

*First Pitch Invitational

WESTERN MICHIGAN

KANSAS LEADS, 3-0

IN LAWRENCE	3-0
IN KALAMAZOO	0-0
NEUTRAL SITES	0-0
UNDER DAN FITZGERALD	0-0
03/06/2003	Lawrence W 8-1
03/07/2003	Lawrence W 7-2
03/08/2003	Lawrence W 16-7

WESTMINSTER

WESTMINSTER LEADS, 1-0

IN LAWRENCE	0-0
IN FULTON	0-0
NEUTRAL SITES	0-0
NOT DESIGNATED	0-1
UNDER DAN FITZGERALD	0-0
1912	Unknown L 2-7

WICHITA STATE

WICHITA STATE LEADS, 52-37

IN LAWRENCE	21-25
IN WICHITA	16-27
NEUTRAL SITES	0-0
UNDER DAN FITZGERALD	3-1
04/05/1952	Wichita, Kan. W 6-5
04/13/1953	Lawrence W 13-0
04/13/1956	Wichita, Kan. W 12-0
04/13/1956	Wichita, Kan. W 7-2
05/07/1957	Lawrence W 10-1
04/29/1958	Lawrence L 3-5
04/16/1986	Wichita, Kan. L 6-18
04/23/1986	Lawrence L 7-13
04/30/1986	Wichita, Kan. L 4-8
04/02/1987	Lawrence L 8-13
04/22/1987	Wichita, Kan. L 6-10
04/23/1987	Wichita, Kan. L 6-18
04/06/1988	Wichita, Kan. L 0-8
04/07/1988	Lawrence W 10-1
04/14/1988	Lawrence L 7-21
04/21/1988	Wichita, Kan. L 7-8
04/20/1989	Lawrence L 2-9
04/27/1989	Wichita, Kan. L 0-14
05/03/1989	Lawrence L 2-7
05/04/1989	Wichita, Kan. W 9-6
03/27/1990	Wichita, Kan. W 6-5
04/17/1990	Lawrence L 7-14
04/11/1991	Lawrence W 6-2
04/23/1991	Lawrence L 6-15
04/24/1991	Wichita, Kan. L 3-6
04/30/1991	Lawrence L 3-11
03/31/1992	Wichita, Kan. L 1-6
04/01/1992	Lawrence L 2-3 (15)
04/28/1992	Wichita, Kan. L 3-10
04/29/1992	Lawrence L 4-19
04/01/1993	Lawrence W 10-6
05/04/1993	Wichita, Kan. W 6-4

04/13/1994	Lawrence W 6-3
05/03/1994	Wichita, Kan. W 6-3
03/14/1995	Lawrence L 3-6
03/15/1995	Wichita, Kan. L 9-10
04/09/1996	Lawrence L 5-9
04/10/1996	Wichita, Kan. L 0-5
03/04/1997	Lawrence L 1-7
04/02/1997	Wichita, Kan. L 5-8
04/14/1998	Lawrence L 1-4
04/15/1998	Wichita, Kan. L 6-7
04/04/2000	Lawrence W 10-5
04/11/2000	Wichita, Kan. W 8-7 (10)
04/04/2001	Lawrence L 0-6
04/18/2001	Wichita, Kan. L 4-5 (10)
04/09/2002	Lawrence W 9-1
04/16/2002	Wichita, Kan. L 1-10
04/29/2003	Lawrence L 2-7
05/07/2003	Wichita, Kan. W 7-3
04/07/2004	Lawrence W 13-6
04/21/2004	Wichita, Kan. L 5-6 (10)
04/06/2005	Lawrence W 13-6
04/13/2005	Lawrence L 1-5
04/20/2005	Lawrence L 9-11
05/04/2005	Wichita, Kan. W 5-3
03/29/2006	Lawrence W 8-2
04/05/2006	Lawrence L 0-4
03/14/2007	Lawrence L 3-18
04/18/2007	Wichita, Kan. L 1-2
04/01/2008	Lawrence L 3-7
04/22/2008	Wichita, Kan. L 4-6
03/11/2009	Lawrence W 8-0
05/06/2009	Wichita, Kan. W 8-3
04/27/2010	Wichita, Kan. L 7-22
05/03/2011	Lawrence W 7-4
05/04/2011	Wichita, Kan. W 11-2
04/10/2012	Lawrence L 4-6 (16)
04/11/2012	Wichita, Kan. L 2-10
04/30/2013	Lawrence W 1-0
05/07/2013	Wichita, Kan. W 7-5
04/01/2014	Lawrence W 4-2
04/29/2014	Wichita, Kan. W 10-3
04/01/2015	Wichita, Kan. W 13-12 (11)
04/21/2015	Lawrence W 11-6
04/19/2016	Lawrence W 9-3
05/17/2016	Wichita, Kan. L 6-7
04/11/2017	Lawrence W 8-6
04/19/2017	Wichita, Kan. L 0-8
04/18/2018	Wichita, Kan. L 0-11
04/24/2018	Lawrence L 5-14
03/20/2019	Wichita, Kan. L 2-3 (13)
04/02/2019	Lawrence L 1-9
03/23/2022	Wichita, Kan. L 5-7 (10)
03/30/2022	Lawrence W 14-2
03/08/2023	Lawrence W 4-0
04/26/2023	Wichita, Kan. W 7-5 (10)
04/03/2024	Wichita, Kan. L 6-7
05/01/2024	Lawrence W 8-1

WILLIAM JEWELL

KANSAS LEADS, 20-7

IN LAWRENCE	16-4
IN LIBERTY	0-0
NEUTRAL SITES	0-0
NOT DESIGNATED	4-3
UNDER DAN FITZGERALD	0-0
05/17/1890	Unknown W 8-1
1906	Unknown W 5-0
1911	Unknown L 3-4
1912	Unknown W 6-4

1913	Unknown W 12-3
1914	Unknown L 5-6
1919	Unknown L 0-2
03/25/1975	Lawrence L 3-4
03/25/1975	Lawrence W 4-0
03/09/1976	Lawrence W 1-0
03/09/1976	Lawrence W 2-0
03/09/1976	Lawrence W 2-0
03/07/1979	Lawrence W 12-4
03/07/1979	Lawrence W 6-1
04/09/1980	Lawrence W 22-8
03/11/1981	Lawrence W 4-2
03/11/1981	Lawrence L 7-8
03/09/1982	Lawrence W 9-3
03/09/1982	Lawrence W 8-7
04/13/1983	Lawrence L 6-8
04/13/1983	Lawrence W 9-5
03/06/1984	Lawrence W 6-0
03/05/1985	Lawrence L 7-8
03/03/1986	Lawrence W 6-4
03/03/1986	Lawrence W 8-2
03/06/1987	Lawrence W 4-3
03/06/1987	Lawrence W 9-5

WISCONSIN-MILWAUKEE

KANSAS LEADS, 6-1

IN LAWRENCE	5-1
IN MILWAUKEE	0-0
NEUTRAL SITES	1-0
UNDER DAN FITZGERALD	0-0
02/22/2002	Lawrence W 4-1
02/23/2002	Lawrence W 8-7
02/23/2002	Lawrence W 13-1
03/05/2004	Lawrence W 22-6
03/06/2004	Lawrence L 7-9
03/07/2004	Lawrence W 8-7
02/22/2014	Port Charlotte, Fla.* W 9-8

*Snowbird Classic

WYANDOTTE

KANSAS LEADS, 2-0

IN LAWRENCE	0-0
IN WYANDOTTE	0-0
NEUTRAL SITES	0-0
NOT DESIGNATED	2-0
UNDER DAN FITZGERALD	0-0
05/13/1882	Unknown W 32-9
1884	Unknown W 20-10

WYOMING

WYOMING LEADS, 2-1

IN LAWRENCE	1-2
IN LARAMIE	0-0
NEUTRAL SITES	0-0
UNDER DAN FITZGERALD	0-0
03/25/1991	Lawrence L 6-7 (10)
03/27/1991	Lawrence L 6-7
03/28/1991	Lawrence W 7-6

XAVIER

KANSAS LEADS, 1-0

IN LAWRENCE	0-0
IN CINCINNATI	0-0
NEUTRAL SITES	1-0
UNDER DAN FITZGERALD	0-0
03/01/2008	Nashville, Tenn.* W 12-4

*Music City Classic

Big 12 CONFERENCE

28 SEASONS
1997-PRESENT
252-450-1, .359

BAYLOR

BAYLOR LEADS, 61-29

IN LAWRENCE		17-25	
IN WACO		12-30	
NEUTRAL SITES		0-6	
UNDER DAN FITZGERALD		5-1	
04/06/1957	Waco, Texas	L	1-6
04/05/1967	Waco, Texas	L	4-5
03/06/1986	Waco, Texas	L	0-7
03/06/1986	Waco, Texas	L	2-18
03/14/1986	Edinburg, Texas*	L	1-7
04/05/1997	Lawrence	W	10-9 (11)
04/05/1997	Lawrence	W	8-7
04/06/1997	Lawrence	L	2-7
04/03/1998	Waco, Texas	L	2-5
04/04/1998	Waco, Texas	L	1-4
04/05/1998	Waco, Texas	L	1-10
04/02/1999	Lawrence	L	0-9
04/03/1999	Lawrence	L	3-4
04/04/1999	Lawrence	L	4-14
04/28/2000	Waco, Texas	L	1-8
04/29/2000	Waco, Texas	L	0-5
04/30/2000	Waco, Texas	L	5-6
03/23/2001	Lawrence	L	2-11
03/24/2001	Lawrence	L	0-12
03/25/2001	Lawrence	L	4-7
03/15/2002	Waco, Texas	L	3-5
03/16/2002	Waco, Texas	L	9-15
03/17/2002	Waco, Texas	L	4-5 (11)
04/25/2003	Lawrence	W	4-3
04/26/2003	Lawrence	L	3-11
04/27/2003	Lawrence	L	5-11
04/23/2004	Waco, Texas	L	7-8
04/25/2004	Waco, Texas	L	2-9
04/15/2005	Lawrence	L	4-8
04/16/2005	Lawrence	L	2-13
04/17/2005	Lawrence	L	2-3
05/25/2005	Oklahoma City, Okla.^	L	1-2 (10)
03/17/2006	Waco, Texas	L	3-15
03/18/2006	Waco, Texas	W	6-5
03/19/2006	Waco, Texas	L	1-5
04/14/2007	Lawrence	L	2-6
04/15/2007	Lawrence	W	4-3
04/15/2007	Lawrence	L	2-6
04/04/2008	Waco, Texas	L	3-4
04/05/2008	Waco, Texas	L	6-12
04/06/2008	Waco, Texas	L	7-17
04/03/2009	Lawrence	L	6-8
04/04/2009	Lawrence	W	6-0
04/05/2009	Lawrence	L	9-22
05/23/2009	Oklahoma City, Okla.^	L	4-8
03/26/2010	Waco, Texas	W	9-8
03/27/2010	Waco, Texas	L	8-9
03/28/2010	Waco, Texas	W	12-6 (14)
05/29/2010	Oklahoma City, Okla.^	L	3-6
04/01/2011	Lawrence	W	6-2
04/02/2011	Lawrence	W	4-3
04/03/2011	Lawrence	L	4-12
03/23/2012	Waco, Texas	L	2-10
03/24/2012	Waco, Texas	L	0-9
03/25/2012	Waco, Texas	L	6-8 (8)
05/03/2013	Lawrence	W	3-2
05/04/2013	Lawrence	W	6-5
05/05/2013	Lawrence	W	5-4

04/25/2014	Waco, Texas	W	1-0
04/26/2014	Waco, Texas	W	10-2
04/27/2014	Waco, Texas	W	8-5
05/22/2014	Oklahoma City, Okla.^	L	3-4
05/01/2015	Lawrence	W	2-0
05/02/2015	Lawrence	L	3-6
05/03/2015	Lawrence	L	4-14
04/01/2016	Waco, Texas	W	6-1
04/02/2016	Waco, Texas	L	1-2
04/03/2016	Waco, Texas	L	2-5
04/28/2017	Lawrence	L	4-5
04/30/2017	Lawrence	L	1-3
04/30/2017	Lawrence	W	6-1 (7)
03/23/2018	Waco, Texas	W	6-5
03/24/2018	Waco, Texas	L	6-17
03/25/2018	Waco, Texas	W	8-5
05/24/2018	Oklahoma City, Okla.^	L	5-10
03/30/2019	Lawrence	L	2-8
03/30/2019	Lawrence	L	0-8
03/31/2019	Lawrence	W	12-7
04/17/2021	Lawrence	L	2-8
04/17/2021	Lawrence	L	2-6
04/18/2021	Lawrence	W	3-2
04/14/2022	Waco, Texas	W	3-2
04/15/2022	Waco, Texas	L	2-19
04/16/2022	Waco, Texas	L	5-6
03/31/2023	Lawrence	W	12-4
04/01/2023	Lawrence	W	13-6
04/02/2023	Lawrence	W	5-4
04/19/2024	Waco, Texas	L	5-14
04/20/2024	Waco, Texas	W	8-4
04/21/2024	Waco, Texas	W	12-2 (8)

*Citrus Tournament; ^Big 12 Championship

BYU

KANSAS LEADS, 9-6

IN LAWRENCE		1-4	
IN PROVO		4-2	
NEUTRAL SITES		4-0	
UNDER DAN FITZGERALD		3-0	
03/22/1968	Lawrence	W	4-3
05/28/1994	Lawrence	L	3-8
03/20/2013	Provo, Utah	L	0-3
03/21/2013	Provo, Utah	W	15-4
03/23/2013	Provo, Utah	L	3-6
02/14/2014	Peoria, Ariz.	W	10-4
02/15/2014	Peoria, Ariz.	W	2-0
02/15/2014	Peoria, Ariz.	W	11-10 (10)
02/17/2014	Peoria, Ariz.	W	10-1
03/03/2016	Lawrence	L	10-11
03/04/2016	Lawrence	L	2-8
03/05/2016	Lawrence	L	6-7
03/28/2024	Provo, Utah	W	11-1
03/29/2024	Provo, Utah	W	4-3
03/29/2024	Provo, Utah	W	8-5

CINCINNATI

CINCINNATI LEADS, 5-1

IN LAWRENCE		0-0	
IN CINCINNATI		1-5	
NEUTRAL SITES		0-0	
UNDER DAN FITZGERALD		0-3	
04/27/2018	Cincinnati, Ohio	L	3-4
04/28/2018	Cincinnati, Ohio	L	6-7 (13)
04/29/2018	Cincinnati, Ohio	L	3-9
03/15/2024	Cincinnati, Ohio	W	14-4
03/16/2024	Cincinnati, Ohio	L	0-1
03/17/2024	Cincinnati, Ohio	L	1-10

HOUSTON

SERIES TIED, 4-4

IN LAWRENCE		2-1	
IN HOUSTON		2-3	
NEUTRAL SITES		0-0	
UNDER DAN FITZGERALD		2-1	
04/07/1958	Houston, Texas	L	6-7
04/08/1958	Houston, Texas	W	4-3
04/02/1962	Houston, Texas	L	4-5
04/03/1962	Houston, Texas	W	9-1
02/21/1998	Houston, Texas	L	2-9
05/10/2024	Lawrence	L	5-13
05/11/2024	Lawrence	W	11-9
05/12/2024	Lawrence	W	9-6

IOWA STATE*

KANSAS LEADS, 111-103

*IOWA STATE NO LONGER HAS A BASEBALL TEAM

IN LAWRENCE		53-42	
IN AMES		42-52	
NEUTRAL SITES		0-0	
NOT DESIGNATED		16-9	
UNDER DAN FITZGERALD		0-0	
1902	Unknown	L	2-12
1904	Unknown	W	9-6
1904	Unknown	W	10-6
1914	Unknown	W	3-1
1914	Unknown	W	10-7
1915	Unknown	W	5-2
1915	Unknown	W	4-3
1916	Unknown	W	7-6
1916	Unknown	W	10-9
1918	Unknown	W	1-0
1918	Unknown	L	2-8
1918	Unknown	L	1-4
1919	Unknown	L	1-6
1920	Unknown	L	3-4
1920	Unknown	L	2-3
1920	Unknown	W	5-4
1920	Unknown	W	4-3
1921	Unknown	W	11-7
1921	Unknown	W	11-3
1922	Unknown	W	4-2
1922	Unknown	L	1-7
1923	Unknown	W	6-1
1923	Unknown	W	2-0
1924	Unknown	L	2-4
1924	Unknown	L	1-3
04/27/1925	Ames, Iowa	L	3-6
05/04/1928	Lawrence	W	9-4
05/05/1928	Lawrence	W	7-0
04/25/1929	Ames, Iowa	W	6-4
04/26/1929	Ames, Iowa	W	3-1
05/02/1930	Lawrence	L	2-5
05/03/1930	Lawrence	L	2-4
05/25/1931	Ames, Iowa	W	8-6
05/26/1931	Ames, Iowa	W	5-2
04/28/1932	Ames, Iowa	W	7-3
04/29/1932	Ames, Iowa	L	1-6
05/24/1932	Lawrence	L	2-12
05/25/1932	Lawrence	L	4-8
04/15/1937	Lawrence	L	11-12
04/16/1937	Lawrence	L	12-21
04/25/1938	Ames, Iowa	L	6-7
04/26/1938	Ames, Iowa	L	0-1
04/28/1939	Lawrence	W	8-3
04/29/1939	Lawrence	W	6-1
05/11/1939	Ames, Iowa	W	7-5
05/12/1939	Ames, Iowa	L	8-9

04/26/1940	Lawrence	L	3-17
05/24/1940	Ames, Iowa	L	1-2
05/25/1940	Ames, Iowa	W	3-2
05/25/1940	Ames, Iowa	L	3-5
04/25/1941	Ames, Iowa	W	8-7
04/26/1941	Ames, Iowa	L	6-23
05/26/1941	Lawrence	L	5-7
05/27/1941	Lawrence	L	8-10
05/20/1944	Ames, Iowa	L	3-13
05/23/1947	Lawrence	W	12-2
05/14/1948	Ames, Iowa	L	7-9
05/15/1949	Ames, Iowa	W	2-0
05/02/1949	Lawrence	L	3-4
05/03/1949	Lawrence	W	7-1
04/28/1950	Ames, Iowa	W	9-7
05/08/1950	Lawrence	W	7-6
05/09/1950	Lawrence	W	7-2
04/27/1951	Ames, Iowa	W	7-4
04/28/1951	Ames, Iowa	L	9-10
04/28/1952	Lawrence	L	5-7
04/29/1952	Lawrence	W	15-14
05/16/1952	Ames, Iowa	L	0-4
05/17/1952	Ames, Iowa	L	3-5
05/15/1953	Ames, Iowa	L	5-10
05/16/1953	Ames, Iowa	W	4-3
04/23/1954	Lawrence	W	6-1
04/24/1954	Lawrence	W	3-2
05/06/1955	Ames, Iowa	L	4-7
05/07/1955	Ames, Iowa	L	0-10
05/04/1956	Lawrence	L	3-4
05/05/1956	Lawrence	W	8-5
05/17/1957	Ames, Iowa	L	2-7
05/18/1957	Ames, Iowa	L	0-12
05/18/1957	Ames, Iowa	L	0-4
04/11/1958	Lawrence	L	3-5
04/12/1958	Lawrence	W	13-4
04/12/1958	Lawrence	W	8-3
04/24/1959	Ames, Iowa	L	2-17
04/25/1959	Ames, Iowa	L	2-11
04/25/1959	Ames, Iowa	L	3-4
04/15/1960	Lawrence	L	1-3
04/15/1960	Lawrence	W	5-1
04/16/1960	Lawrence	L	4-6
04/27/1962	Lawrence	W	5-4
04/27/1962	Lawrence	W	4-0
04/28/1962	Lawrence	L	7-8
05/03/1963	Ames, Iowa	W	8-6
05/01/1964	Lawrence	W	2-1
05/01/1964	Lawrence	W	7-1
05/02/1964	Lawrence	W	3-0
04/16/1965	Ames, Iowa	W	5-3
04/16/1965	Ames, Iowa	L	0-2
04/17/1965	Ames, Iowa	L	3-12
05/13/1966	Lawrence	L	5-7
05/13/1966	Lawrence	L	0-2
05/14/1966	Lawrence	W	6-5
05/05/1967	Ames, Iowa	L	0-3
05/06/1967	Ames, Iowa	L	2-4
05/06/1967	Ames, Iowa	L	3-7
04/26/1968	Lawrence	L	4-5
04/26/1968	Lawrence	L	1-3
04/27/1968	Lawrence	L	4-6
05/15/1969	Ames, Iowa	W	9-8
05/16/1969	Ames, Iowa	W	4-3
05/16/1969	Ames, Iowa	L	0-8
05/15/1970	Lawrence	L	1-3
05/15/1970	Lawrence	W	3-2
05/16/1970	Lawrence	W	2-1

04/30/1971	Ames, Iowa	L	1-3
04/30/1971	Ames, Iowa	L	1-2
05/01/1971	Ames, Iowa	L	1-14
03/31/1972	Lawrence	L	4-9
03/31/1972	Lawrence	W	2-0
04/01/1972	Lawrence	W	2-1
04/13/1973	Ames, Iowa	W	5-0
04/05/1975	Ames, Iowa	L	0-2
04/05/1975	Ames, Iowa	W	3-2
04/06/1975	Ames, Iowa	W	1-4
04/15/1977	Lawrence	W	7-1
04/15/1977	Lawrence	W	4-3
04/16/1977	Lawrence	W	2-1
04/16/1977	Lawrence	L	1-4
04/14/1978	Ames, Iowa	W	6-5
04/14/1978	Ames, Iowa	W	9-0
04/15/1978	Ames, Iowa	W	6-3
04/15/1978	Ames, Iowa	W	8-7
04/27/1979	Lawrence	W	15-2
04/28/1979	Lawrence	W	4-1
04/28/1979	Lawrence	L	1-9
04/25/1980	Ames, Iowa	W	7-2
04/25/1980	Ames, Iowa	W	12-7
04/26/1980	Ames, Iowa	W	4-3
04/26/1980	Ames, Iowa	L	8-11
04/25/1981	Lawrence	W	8-4
04/25/1981	Lawrence	W	5-0
04/26/1981	Lawrence	W	4-3
04/26/1981	Lawrence	W	9-4
04/12/1982	Ames, Iowa	W	4-3
04/12/1982	Ames, Iowa	W	10-2
04/13/1982	Ames, Iowa	L	3-4
04/13/1982	Ames, Iowa	W	3-2
05/11/1983	Lawrence	L	6-7
03/31/1984	Ames, Iowa	L	2-5
03/31/1984	Ames, Iowa	W	10-3
04/01/1984	Ames, Iowa	L	0-1
04/01/1984	Ames, Iowa	L	2-3
04/01/1985	Lawrence	W	9-2
04/01/1985	Lawrence	L	1-9
03/29/1986	Ames, Iowa	L	4-9
03/29/1986	Ames, Iowa	W	5-4
03/30/1986	Ames, Iowa	L	8-9
03/30/1986	Ames, Iowa	L	5-6
05/09/1987	Lawrence	W	6-5
05/09/1987	Lawrence	L	5-9
05/10/1987	Lawrence	L	3-4
05/10/1987	Lawrence	W	8-7
05/13/1988	Ames, Iowa	W	7-5
05/14/1988	Ames, Iowa	L	5-6
05/14/1988	Ames, Iowa	W	4-2
05/15/1988	Ames, Iowa	L	9-10
05/05/1989	Lawrence	L	4-10
05/06/1989	Lawrence	L	7-10
05/06/1989	Lawrence	W	5-0
05/07/1989	Lawrence	L	7-10
05/05/1990	Ames, Iowa	L	2-7
05/05/1990	Ames, Iowa	W	3-2
05/06/1990	Ames, Iowa	L	4-9
05/06/1990	Ames, Iowa	W	4-3
04/27/1991	Lawrence	W	14-13
04/27/1991	Lawrence	L	7-20
04/28/1991	Lawrence	L	5-7
04/29/1991	Lawrence	L	8-10 (10)
04/25/1992	Ames, Iowa	W	4-0
04/25/1992	Ames, Iowa	L	1-5
04/26/1992	Ames, Iowa	W	11-8
04/26/1992	Ames, Iowa	L	0-3

04/16/1993	Lawrence	W	10-5
04/17/1993	Lawrence	L	7-10
04/18/1993	Lawrence	W	11-3
03/29/1994	Lawrence	W	10-9
03/30/1994	Lawrence	L	15-19 (12)
04/15/1994	Ames, Iowa	L	14-20
04/16/1994	Ames, Iowa	L	6-11
04/17/1994	Ames, Iowa	W	6-4
05/19/1994	Lawrence	W	10-2
04/07/1995	Lawrence	L	4-11
04/08/1995	Lawrence	W	18-1
04/09/1995	Lawrence	W	8-3
03/15/1996	Lawrence	W	11-0
03/16/1996	Lawrence	W	22-8
04/12/1996	Ames, Iowa	L	10-12
04/13/1996	Ames, Iowa	L	3-5
05/18/1996	Lawrence	L	14-18
03/22/1997	Ames, Iowa	W	3-2
03/22/1997	Ames, Iowa	W	9-7
03/23/1997	Ames, Iowa	W	8-6
03/20/1998	Lawrence	W	14-13 (10)
03/21/1998	Lawrence	L	7-13
03/22/1998	Lawrence	L	5-11
03/14/1999	Lawrence	W	7-6
03/15/1999	Lawrence	W	9-1
03/15/1999	Lawrence	W	12-5
03/03/2000	Lawrence	W	7-3
03/04/2000	Lawrence	L	1-4
03/05/2000	Lawrence	W	11-6
04/13/2001	Ames, Iowa	W	5-1
04/14/2001	Ames, Iowa	L	1-9
04/15/2001	Ames, Iowa	L	4-5

KANSAS STATE

KANSAS LEADS, 197-189-1

IN LAWRENCE	88-70
IN MANHATTAN	69-90-1
NEUTRAL SITES	4-8
NOT DESIGNATED	36-21
UNDER DAN FITZGERALD	2-6

1898	Unknown	W	13-2
1899	Unknown	W	14-5
1900	Unknown	W	9-0
1902	Unknown	W	9-2
1903	Unknown	L	6-19
1903	Unknown	W	9-1
1905	Unknown	W	6-1
1905	Unknown	L	2-4
1906	Unknown	L	6-8
1906	Unknown	W	6-4
1907	Unknown	W	4-0
1907	Unknown	L	3-4
1907	Unknown	L	5-6
1909	Unknown	L	4-9
1909	Unknown	W	5-4
1909	Unknown	W	4-2
1911	Unknown	L	3-6
1911	Unknown	W	15-3
1911	Unknown	W	9-8
1911	Unknown	W	5-4
1912	Unknown	L	2-6
1912	Unknown	W	10-2
1912	Unknown	W	4-3
1912	Unknown	W	4-3
1913	Unknown	W	3-0
1913	Unknown	W	6-5
1913	Unknown	W	5-3
1913	Unknown	L	3-6

1914	Unknown	W	5-3	04/14/1939	Manhattan, Kan.	L	4-12	04/10/1964	Lawrence	W	6-1
1914	Unknown	L	0-6	05/19/1939	Lawrence	W	9-8	04/10/1964	Lawrence	W	8-2
1914	Unknown	L	1-4	05/20/1939	Lawrence	L	0-3	04/11/1964	Lawrence	L	5-7
1914	Unknown	L	0-6	05/20/1939	Lawrence	W	3-2	05/14/1965	Manhattan, Kan.	L	1-6
1915	Unknown	W	5-0	04/12/1940	Lawrence	W	16-14	05/14/1965	Manhattan, Kan.	L	4-7
1915	Unknown	W	11-10	04/13/1940	Lawrence	L	4-14	05/15/1965	Manhattan, Kan.	W	18-4
1915	Unknown	L	3-5	05/15/1940	Manhattan, Kan.	L	4-11	04/15/1966	Lawrence	L	3-5
1919	Unknown	L	0-1	05/16/1940	Manhattan, Kan.	L	4-8	04/16/1966	Lawrence	W	3-2
1919	Unknown	W	2-1	05/23/1941	Manhattan, Kan.	L	4-8	04/16/1966	Lawrence	L	1-2
1919	Unknown	L	0-1	05/24/1941	Manhattan, Kan.	L	6-11	05/19/1967	Manhattan, Kan.	W	4-1
1919	Unknown	W	8-3	05/04/1942	Manhattan, Kan.	L	6-8	05/19/1967	Manhattan, Kan.	L	5-7
1920	Unknown	W	9-2	05/05/1942	Manhattan, Kan.	L	0-7	04/05/1968	Lawrence	W	6-5
1920	Unknown	W	4-2	05/08/1942	Lawrence	W	3-1	04/05/1968	Lawrence	L	1-5
1920	Unknown	L	3-6	05/09/1942	Lawrence	W	6-5	04/06/1968	Lawrence	L	2-10
1920	Unknown	L	4-7	04/15/1946	Lawrence	W	2-1	04/11/1969	Manhattan, Kan.	L	0-2
1921	Unknown	W	13-8	04/15/1946	Lawrence	L	8-14	04/11/1969	Manhattan, Kan.	L	0-10
1921	Unknown	W	14-5	04/26/1946	Manhattan, Kan.	W	8-6	04/12/1969	Manhattan, Kan.	W	12-2
1921	Unknown	L	3-5	04/27/1946	Manhattan, Kan.	W	10-9	04/17/1970	Lawrence	W	6-3
1921	Unknown	W	10-7	04/17/1947	Lawrence	W	9-8	04/17/1970	Lawrence	W	4-1
1922	Unknown	W	12-3	04/17/1947	Lawrence	W	3-2	04/20/1971	Manhattan, Kan.	W	6-4
1922	Unknown	W	11-9	05/07/1947	Manhattan, Kan.	L	10-12	04/20/1971	Manhattan, Kan.	W	6-2
1922	Unknown	W	3-2	05/08/1947	Manhattan, Kan.	L	1-3	05/04/1971	Lawrence	W	8-3
1922	Unknown	W	6-3	04/26/1948	Manhattan, Kan.	L	2-4	05/05/1972	Lawrence	L	2-3
1923	Unknown	L	2-3	04/27/1948	Manhattan, Kan.	L	4-5	05/05/1972	Lawrence	W	4-3
1923	Unknown	W	16-3	05/25/1948	Lawrence	W	10-2	05/12/1973	Manhattan, Kan.	L	1-2
1923	Unknown	W	3-1	04/25/1949	Lawrence	W	2-1	05/12/1973	Manhattan, Kan.	L	2-3
1923	Unknown	W	6-2	04/26/1949	Lawrence	L	3-8	05/13/1973	Manhattan, Kan.	W	6-4
1924	Unknown	L	1-4	05/23/1949	Manhattan, Kan.	L	0-2	04/05/1974	Lawrence	L	5-6
1924	Unknown	L	2-4	05/24/1949	Manhattan, Kan.	W	12-0	04/06/1974	Lawrence	W	4-3
05/12/1925	Lawrence	L	0-1	05/12/1950	Manhattan, Kan.	L	7-9	04/06/1974	Lawrence	L	3-4
05/12/1925	Lawrence	W	3-2	05/13/1950	Manhattan, Kan.	W	7-3	05/10/1975	Manhattan, Kan.	W	8-2
05/25/1925	Manhattan, Kan.	L	6-9	05/17/1950	Lawrence	L	5-7	05/10/1975	Manhattan, Kan.	L	0-3
05/25/1925	Manhattan, Kan.	L	5-7	05/18/1950	Lawrence	W	3-1	05/11/1975	Manhattan, Kan.	L	3-4
04/13/1926	Manhattan, Kan.	W	7-4	05/04/1951	Lawrence	W	10-2	04/16/1976	Manhattan, Kan.	L	5-6
04/14/1926	Manhattan, Kan.	L	2-3	05/05/1951	Lawrence	W	4-1	04/16/1976	Manhattan, Kan.	L	5-8
05/17/1926	Lawrence	W	9-3	05/14/1951	Manhattan, Kan.	W	9-6	05/01/1976	Lawrence	W	3-2
05/18/1926	Lawrence	L	7-11	05/15/1951	Manhattan, Kan.	L	2-10	05/01/1976	Lawrence	W	4-1
04/29/1927	Lawrence	W	7-3	04/25/1952	Lawrence	W	5-3	05/02/1976	Lawrence	L	6-13
04/30/1927	Lawrence	L	2-5	04/26/1952	Lawrence	W	11-10	05/09/1976	Oklahoma City*	L	3-8
05/20/1927	Manhattan, Kan.	W	7-6	05/12/1952	Manhattan, Kan.	W	9-7	04/08/1977	Lawrence	W	5-1
05/21/1927	Manhattan, Kan.	W	19-12	05/13/1952	Manhattan, Kan.	W	19-17	04/08/1977	Lawrence	W	4-1
04/13/1928	Manhattan, Kan.	W	9-4	05/01/1953	Manhattan, Kan.	W	9-2	04/09/1977	Lawrence	L	7-10
04/14/1928	Manhattan, Kan.	L	2-4	05/02/1953	Manhattan, Kan.	W	3-2	04/09/1977	Lawrence	L	6-10
06/01/1928	Lawrence	L	6-7	04/14/1954	Lawrence	W	7-4	05/06/1977	Manhattan, Kan.	L	0-1
06/02/1928	Lawrence	W	9-8	05/13/1955	Manhattan, Kan.	W	6-2	05/06/1977	Manhattan, Kan.	L	2-13
04/12/1929	Lawrence	L	6-8	05/14/1955	Manhattan, Kan.	L	7-9	05/07/1977	Manhattan, Kan.	L	1-4
04/13/1929	Lawrence	W	7-6	04/23/1956	Lawrence	L	1-2	05/07/1977	Manhattan, Kan.	W	7-1
05/28/1929	Manhattan, Kan.	L	5-6	04/24/1956	Lawrence	W	19-1	05/18/1977	Oklahoma City*	L	6-10
05/29/1929	Manhattan, Kan.	L	7-17	04/19/1957	Manhattan, Kan.	W	3-1	04/07/1978	Manhattan, Kan.	W	7-0
04/25/1930	Manhattan, Kan.	L	1-10	04/20/1957	Manhattan, Kan.	L	1-3	04/07/1978	Manhattan, Kan.	W	11-3
05/27/1930	Lawrence	L	2-8	04/20/1957	Manhattan, Kan.	W	11-3	04/08/1978	Lawrence	W	7-2
05/28/1930	Lawrence	L	3-8	05/16/1958	Lawrence	W	10-1	04/08/1978	Lawrence	W	11-0
04/27/1931	Lawrence	L	3-4	05/17/1958	Lawrence	W	9-4	05/05/1978	Lawrence	W	15-6
04/28/1931	Lawrence	L	4-8	05/17/1958	Lawrence	W	8-3	05/05/1978	Lawrence	W	4-1
05/15/1931	Manhattan, Kan.	W	22-16	05/15/1959	Manhattan, Kan.	W	12-0	04/07/1979	Manhattan, Kan.	W	12-5
05/16/1931	Manhattan, Kan.	L	7-8	05/16/1959	Manhattan, Kan.	W	8-7	04/07/1979	Manhattan, Kan.	L	7-8
04/15/1932	Manhattan, Kan.	W	12-3	05/16/1959	Manhattan, Kan.	L	11-15	05/01/1979	Lawrence	W	5-0
04/16/1932	Manhattan, Kan.	W	9-3	05/20/1960	Lawrence	W	2-1	05/01/1979	Lawrence	W	8-6
05/17/1932	Lawrence	L	1-12	05/20/1960	Lawrence	L	2-9	05/08/1979	Manhattan, Kan.	W	9-0
05/18/1932	Lawrence	L	4-8	05/21/1960	Lawrence	W	5-4	05/08/1979	Manhattan, Kan.	W	13-4
04/20/1937	Lawrence	W	7-2	05/12/1961	Manhattan, Kan.	L	7-8	04/05/1980	Lawrence	W	10-3
04/21/1937	Lawrence	L	7-11	05/12/1961	Manhattan, Kan.	L	2-7	04/05/1980	Lawrence	W	9-3
05/19/1937	Manhattan, Kan.	L	5-7	05/13/1961	Manhattan, Kan.	L	13-17	05/06/1980	Lawrence	W	13-5
05/20/1937	Manhattan, Kan.	T	12-12	04/13/1962	Lawrence	W	2-0	04/04/1981	Manhattan, Kan.	L	0-2
04/12/1938	Manhattan, Kan.	L	6-13	04/13/1962	Lawrence	L	3-4	04/04/1981	Manhattan, Kan.	W	8-3
04/13/1938	Manhattan, Kan.	W	8-5	04/14/1962	Lawrence	W	12-5	04/05/1981	Manhattan, Kan.	L	2-8
05/17/1938	Lawrence	W	3-1	04/19/1963	Manhattan, Kan.	W	12-2	04/05/1981	Manhattan, Kan.	L	8-9
				04/19/1963	Manhattan, Kan.	W	11-5				
				04/20/1963	Manhattan, Kan.	W	6-2				

05/01/1982	Lawrence	W	9-7
05/01/1982	Lawrence	L	2-15
05/02/1982	Lawrence	W	5-4
05/02/1982	Lawrence	W	9-6
04/24/1983	Manhattan, Kan.	W	3-0
04/24/1983	Manhattan, Kan.	L	9-10
04/25/1983	Manhattan, Kan.	W	16-3
04/25/1983	Manhattan, Kan.	W	8-4
05/12/1983	Oklahoma City, Okla.*	W	11-1
04/22/1984	Lawrence	W	13-2
04/22/1984	Lawrence	W	7-3
04/23/1984	Lawrence	W	15-13
04/23/1984	Lawrence	L	2-18
03/14/1985	Edinburg, Texas	L	4-21
04/20/1985	Manhattan, Kan.	W	11-10
04/20/1985	Manhattan, Kan.	L	10-15
04/21/1985	Manhattan, Kan.	L	4-13
04/21/1985	Manhattan, Kan.	L	5-11
04/19/1986	Lawrence	W	6-5
04/19/1986	Lawrence	W	5-4
04/20/1986	Lawrence	L	9-11
04/20/1986	Lawrence	L	8-12
04/11/1987	Manhattan, Kan.	L	6-11
04/11/1987	Manhattan, Kan.	L	4-6
04/12/1987	Manhattan, Kan.	W	14-10
04/12/1987	Manhattan, Kan.	L	2-6
04/15/1988	Lawrence	L	7-12
04/16/1988	Lawrence	L	14-22
04/16/1988	Lawrence	L	2-23
04/18/1988	Lawrence	L	9-10
04/07/1989	Manhattan, Kan.	L	8-11
04/08/1989	Manhattan, Kan.	W	4-3
04/08/1989	Manhattan, Kan.	W	6-4
04/09/1989	Manhattan, Kan.	W	14-1
04/06/1990	Lawrence	L	3-14
04/07/1990	Lawrence	W	4-3
04/07/1990	Lawrence	L	5-6
04/08/1990	Lawrence	W	5-4
03/22/1991	Manhattan, Kan.	L	2-3
03/23/1991	Manhattan, Kan.	W	11-3
03/23/1991	Manhattan, Kan.	L	12-15
03/24/1991	Manhattan, Kan.	W	17-13
03/20/1992	Lawrence	L	7-8
03/21/1992	Lawrence	L	1-7
03/21/1992	Lawrence	W	3-2
03/22/1992	Lawrence	L	6-10
04/27/1993	Lawrence	W	6-3
04/30/1993	Manhattan, Kan.	W	5-4
05/01/1993	Manhattan, Kan.	W	5-1
05/02/1993	Manhattan, Kan.	L	7-11
03/22/1994	Manhattan, Kan.	W	15-5
03/23/1994	Manhattan, Kan.	L	5-8
04/30/1994	Lawrence	W	13-6
05/01/1994	Lawrence	W	7-4
05/01/1994	Lawrence	W	10-3
04/14/1995	Lawrence	W	4-2
04/15/1995	Manhattan, Kan.	L	5-10
04/16/1995	Manhattan, Kan.	L	6-7
04/18/1995	Lawrence	W	6-5
04/19/1995	Manhattan, Kan.	L	11-16
05/20/1995	Oklahoma City, Okla.*	L	11-14
04/23/1996	Manhattan, Kan.	W	24-5
04/24/1996	Lawrence	L	3-11
04/26/1996	Manhattan, Kan.	L	3-4 (10)
04/27/1996	Lawrence	L	9-14
04/28/1996	Lawrence	L	8-10
05/17/1996	Oklahoma City, Okla.*	W	14-4

04/15/1997	Manhattan, Kan.	W	5-4
05/02/1997	Lawrence	L	7-12
05/03/1997	Lawrence	L	11-24
05/04/1997	Lawrence	L	6-7 (11)
05/01/1998	Manhattan, Kan.	W	9-7
05/02/1998	Manhattan, Kan.	W	5-2 (10)
05/03/1998	Manhattan, Kan.	L	1-2
04/28/1999	Wichita, Kan.	L	3-13
04/30/1999	Lawrence	L	6-8 (10)
05/01/1999	Lawrence	L	3-10
05/02/1999	Lawrence	L	2-6
05/05/2000	Manhattan, Kan.	W	7-5 (11)
05/06/2000	Manhattan, Kan.	L	4-6
05/07/2000	Manhattan, Kan.	W	16-13
05/04/2001	Manhattan, Kan.	L	1-2
05/05/2001	Lawrence	W	7-3
05/06/2001	Lawrence	W	8-7 (10)
05/18/2002	Lawrence	L	9-11
05/19/2002	Manhattan, Kan.	L	4-7
05/20/2002	Manhattan, Kan.	L	0-9
05/16/2003	Manhattan, Kan.	L	3-4
05/17/2003	Lawrence	W	10-5
05/18/2003	Lawrence	L	6-8
05/21/2004	Lawrence	W	5-3
05/22/2004	Manhattan, Kan.	W	19-6
05/23/2004	Manhattan, Kan.	W	7-4
04/29/2005	Manhattan, Kan.	L	0-7
04/30/2005	Lawrence	W	15-11
05/01/2005	Lawrence	W	6-4
04/21/2006	Lawrence	W	8-5
04/22/2006	Manhattan, Kan.	W	5-2
04/23/2006	Manhattan, Kan.	L	4-5
04/03/2007	Manhattan, Kan.	L	6-10
05/04/2007	Manhattan, Kan.	L	1-2
05/05/2007	Lawrence	L	4-7
05/16/2008	Lawrence	L	0-5
05/17/2008	Manhattan, Kan.	L	4-5
05/18/2008	Manhattan, Kan.	L	10-11
05/15/2009	Manhattan, Kan.	L	1-4
05/16/2009	Lawrence	W	9-3
05/17/2009	Lawrence	W	17-7
05/20/2009	Oklahoma City, Okla. ^	L	4-5
05/14/2010	Lawrence	L	4-5
05/15/2010	Manhattan, Kan.	W	7-3
05/16/2010	Manhattan, Kan.	L	5-8
05/28/2010	Oklahoma City, Okla. ^	L	5-10
05/20/2011	Manhattan, Kan.	L	10-11
05/21/2011	Lawrence	L	9-13
05/22/2011	Lawrence	L	6-10
04/25/2012	Lawrence	W	8-7 (11)
05/11/2012	Manhattan, Kan.	L	0-2
05/12/2012	Manhattan, Kan.	W	6-0
05/13/2012	Manhattan, Kan.	L	3-9
05/10/2013	Lawrence	L	3-4
05/11/2013	Lawrence	L	6-9
05/12/2013	Lawrence	L	3-7
04/04/2014	Manhattan, Kan.	L	0-10
04/05/2014	Manhattan, Kan.	W	6-3
04/06/2014	Manhattan, Kan.	W	2-1
05/15/2015	Lawrence	L	0-11
05/16/2015	Lawrence	L	4-6
05/17/2015	Lawrence	W	9-6
05/13/2016	Manhattan, Kan.	W	4-1
05/14/2016	Manhattan, Kan.	L	2-12
05/15/2016	Manhattan, Kan.	L	5-8
05/12/2017	Lawrence	W	5-4
05/13/2017	Lawrence	W	6-4
05/14/2017	Lawrence	L	3-10

05/11/2018	Manhattan, Kan.	W	9-8 (10)
05/12/2018	Manhattan, Kan.	L	0-1
05/13/2018	Manhattan, Kan.	L	6-7 (11)
05/17/2019	Lawrence	W	10-0
05/19/2019	Lawrence	W	9-6
05/19/2019	Lawrence	W	6-4
05/23/2019	Oklahoma City, Okla. ^	W	15-14 (11)
05/14/2021	Lawrence	W	2-0
05/14/2021	Lawrence	W	10-0 (7)
05/15/2021	Lawrence	L	2-6
05/06/2022	Manhattan, Kan.	W	5-3
05/07/2022	Manhattan, Kan.	L	2-5
05/08/2022	Manhattan, Kan.	L	3-6
04/14/2023	Lawrence	L	4-5
04/15/2023	Lawrence	L	1-6
04/16/2023	Lawrence	L	18-21
05/26/2023	Arlington, Texas ^	L	1-7
05/03/2024	Manhattan, Kan.	L	2-3
05/04/2024	Manhattan, Kan.	W	4-0
05/05/2024	Manhattan, Kan.	L	2-4
05/21/2024	Arlington, Texas ^	W	2-1

*Big Eight Baseball Tournament; ^Big 12 Baseball Championship

OKLAHOMA STATE

OKLAHOMA STATE LEADS, 155-65

IN LAWRENCE	42-59
IN STILLWATER	14-89
NEUTRAL SITES	5-7
NOT DESIGNATED	4-0
UNDER DAN FITZGERALD	0-3

1921	Unknown	W	6-5
1921	Unknown	W	6-1
1922	Unknown	W	25-6
1922	Unknown	W	12-7
04/26/1926	Lawrence	W	11-10
04/27/1926	Lawrence	L	4-9
05/21/1926	Stillwater, Okla.	L	1-10
05/22/1926	Stillwater, Okla.	W	11-9
04/14/1927	Stillwater, Okla.	W	3-1
04/15/1927	Stillwater, Okla.	L	2-3
04/25/1927	Lawrence	W	4-1
04/27/1927	Lawrence	W	6-4
05/12/1930	Stillwater, Okla.	W	3-2
05/13/1930	Stillwater, Okla.	L	9-20
06/07/1949	Stillwater, Okla.	L	1-4
06/08/1949	Stillwater, Okla.	W	6-3
06/09/1949	Stillwater, Okla.	L	2-12
04/06/1953	Stillwater, Okla.	L	4-5
04/18/1955	Lawrence	L	7-16
04/19/1955	Lawrence	L	4-5
04/25/1958	Lawrence	W	7-6
04/26/1958	Lawrence	W	1-0
04/26/1958	Lawrence	L	2-4
04/10/1959	Stillwater, Okla.	L	0-9
04/11/1959	Stillwater, Okla.	L	2-13
04/11/1959	Stillwater, Okla.	L	0-6
04/28/1961	Stillwater, Okla.	L	1-8
04/28/1961	Stillwater, Okla.	L	0-6
04/29/1961	Stillwater, Okla.	L	7-17
05/11/1962	Lawrence	L	1-2
05/11/1962	Lawrence	L	2-3
05/12/1962	Lawrence	W	4-2
04/26/1963	Lawrence	W	3-0
04/26/1963	Lawrence	L	0-5
04/27/1963	Lawrence	L	3-10
04/24/1964	Stillwater, Okla.	W	6-5
04/24/1964	Stillwater, Okla.	L	2-4
04/25/1964	Stillwater, Okla.	L	3-4

04/30/1965	Lawrence	W	3-2
04/30/1965	Lawrence	L	5-6
05/01/1965	Lawrence	W	5-1
05/20/1966	Stillwater, Okla.	L	5-9
05/20/1966	Stillwater, Okla.	L	1-10
05/21/1966	Stillwater, Okla.	L	5-8
04/14/1967	Lawrence	L	1-3
04/14/1967	Lawrence	L	1-3
04/15/1967	Lawrence	L	0-1
05/03/1968	Stillwater, Okla.	L	1-10
05/03/1968	Stillwater, Okla.	W	5-4
05/04/1968	Stillwater, Okla.	L	4-14
05/09/1969	Lawrence	L	2-7
05/09/1969	Lawrence	L	3-8
05/10/1969	Lawrence	L	3-8
04/02/1971	Stillwater, Okla.	L	6-15
04/02/1971	Stillwater, Okla.	L	9-10
04/03/1971	Stillwater, Okla.	L	4-5
05/13/1972	Lawrence	W	10-7
05/13/1972	Lawrence	W	3-0
05/13/1972	Lawrence	W	6-3
03/30/1973	Stillwater, Okla.	L	2-6
03/31/1973	Stillwater, Okla.	L	1-5
04/12/1974	Lawrence	L	1-11
04/12/1974	Lawrence	W	4-0
04/13/1974	Lawrence	W	4-1
04/25/1975	Stillwater, Okla.	L	2-14
04/25/1975	Stillwater, Okla.	L	3-5
04/26/1975	Stillwater, Okla.	L	4-7
05/08/1976	Oklahoma City, Okla.*	L	1-2
03/13/1978	Edinburg, Texas	L	4-7
03/15/1978	Edinburg, Texas	W	4-2
03/17/1978	Edinburg, Texas	W	10-7
05/18/1978	Oklahoma City, Okla.*	L	2-5
04/16/1979	Lawrence	W	4-3
04/16/1979	Lawrence	L	4-5
04/14/1980	Stillwater, Okla.	L	1-6
04/14/1980	Stillwater, Okla.	L	13-15
03/28/1981	Lawrence	W	6-1
03/28/1981	Lawrence	L	2-4
03/30/1981	Lawrence	L	2-3
05/14/1981	Oklahoma City, Okla.*	L	0-5
05/08/1982	Stillwater, Okla.	W	8-2
05/08/1982	Stillwater, Okla.	L	1-2
05/09/1982	Stillwater, Okla.	L	2-10
05/09/1982	Stillwater, Okla.	L	7-14
04/28/1984	Stillwater, Okla.	L	3-8
04/28/1984	Stillwater, Okla.	L	0-7
04/29/1984	Stillwater, Okla.	L	10-14
04/29/1984	Stillwater, Okla.	L	0-9
04/27/1985	Lawrence	L	19-25
04/27/1985	Lawrence	L	1-22
04/28/1985	Lawrence	L	4-8
04/28/1985	Lawrence	L	5-13
04/25/1986	Stillwater, Okla.	L	2-12
04/26/1986	Stillwater, Okla.	L	7-10
04/26/1986	Stillwater, Okla.	L	3-16
04/27/1986	Stillwater, Okla.	L	8-13
04/18/1987	Lawrence	L	3-13
04/18/1987	Lawrence	L	1-12
04/19/1987	Lawrence	L	2-15
04/19/1987	Lawrence	L	3-21
04/22/1988	Stillwater, Okla.	L	1-18
04/23/1988	Stillwater, Okla.	L	4-5
04/23/1988	Stillwater, Okla.	L	1-3
04/24/1988	Stillwater, Okla.	L	2-24

04/14/1989	Lawrence	L	3-13
04/15/1989	Lawrence	L	1-8
04/15/1989	Lawrence	W	7-2
04/16/1989	Lawrence	L	3-11
04/14/1990	Stillwater, Okla.	L	4-5
04/14/1990	Stillwater, Okla.	L	3-4
04/15/1990	Stillwater, Okla.	L	10-13
04/15/1990	Stillwater, Okla.	L	2-5
04/05/1991	Lawrence	L	2-3
04/06/1991	Lawrence	L	9-19
04/06/1991	Lawrence	L	4-8
04/07/1991	Lawrence	L	4-5
04/03/1992	Stillwater, Okla.	L	8-18
04/04/1992	Stillwater, Okla.	L	3-8
04/04/1992	Stillwater, Okla.	W	3-1
04/05/1992	Stillwater, Okla.	W	9-3
03/26/1993	Lawrence	W	9-8
03/27/1993	Lawrence	W	4-3
03/28/1993	Lawrence	W	9-2
05/22/1993	Oklahoma City, Okla.*	W	9-8
05/23/1993	Oklahoma City, Okla.*	L	4-6
05/23/1993	Oklahoma City, Okla.*	L	8-9
04/08/1994	Stillwater, Okla.	L	0-12
04/09/1994	Stillwater, Okla.	W	7-6
04/10/1994	Stillwater, Okla.	L	0-3
05/21/1994	Oklahoma City, Okla.*	L	3-10
03/31/1995	Lawrence	L	7-9
04/01/1995	Lawrence	L	3-16
04/02/1995	Lawrence	L	2-11
04/11/1995	Stillwater, Okla.	L	5-17
04/12/1995	Stillwater, Okla.	L	6-23
04/02/1996	Lawrence	W	5-3
04/03/1996	Lawrence	W	19-13
04/06/1996	Stillwater, Okla.	L	9-11
04/06/1996	Stillwater, Okla.	L	9-10
04/07/1996	Stillwater, Okla.	L	1-21
02/28/1997	Lawrence	L	3-10
03/02/1997	Lawrence	W	9-8
03/02/1997	Lawrence	L	8-12
02/27/1998	Stillwater, Okla.	L	1-10
02/28/1998	Stillwater, Okla.	L	16-17(10)
03/01/1998	Stillwater, Okla.	W	9-8 (10)
04/17/1999	Lawrence	L	10-16
04/18/1999	Lawrence	L	10-12
04/18/1999	Lawrence	L	1-6
03/18/2000	Stillwater, Okla.	W	8-4
03/19/2000	Stillwater, Okla.	L	0-12
03/20/2000	Stillwater, Okla.	L	5-7
03/03/2001	Lawrence	W	6-4
03/04/2001	Lawrence	L	5-16
03/05/2001	Lawrence	L	3-4
03/29/2002	Stillwater, Okla.	L	7-10
03/30/2002	Stillwater, Okla.	L	5-12
03/31/2002	Stillwater, Okla.	L	2-10
03/29/2003	Lawrence	L	7-8
03/30/2003	Lawrence	L	6-16
03/31/2003	Lawrence	W	10-8
04/16/2004	Stillwater, Okla.	L	4-5
04/17/2004	Stillwater, Okla.	L	4-14
04/18/2004	Stillwater, Okla.	L	8-10
05/20/2005	Lawrence	W	17-3
05/21/2005	Lawrence	W	7-5
05/22/2005	Lawrence	L	3-9
04/14/2006	Stillwater, Okla.	L	5-9
04/15/2006	Stillwater, Okla.	L	7-19
04/16/2006	Stillwater, Okla.	W	7-5
05/26/2006	Oklahoma City, Okla.*	W	4-3

03/23/2007	Lawrence	L	4-14
03/24/2007	Lawrence	W	6-3
03/25/2007	Lawrence	L	3-7
04/25/2008	Stillwater, Okla.	L	1-6
04/26/2008	Stillwater, Okla.	L	3-10
04/27/2008	Stillwater, Okla.	L	3-8
04/10/2009	Lawrence	W	8-1
04/11/2009	Lawrence	W	13-6
04/12/2009	Lawrence	W	4-3 (10)
04/30/2010	Stillwater, Okla.	W	17-3
05/01/2010	Stillwater, Okla.	L	7-8 (12)
05/02/2010	Stillwater, Okla.	L	4-5
03/18/2011	Lawrence	L	1-3
03/20/2011	Lawrence	W	7-2
03/20/2011	Lawrence	W	5-4
04/06/2012	Stillwater, Okla.	L	6-7
04/07/2012	Stillwater, Okla.	L	1-11
04/08/2012	Stillwater, Okla.	L	2-4
04/05/2013	Lawrence	W	7-5
04/06/2013	Lawrence	L	3-14
04/07/2013	Lawrence	W	3-2
05/24/2013	Oklahoma City, Okla.*	W	5-3
04/18/2014	Stillwater, Okla.	L	0-7
04/19/2014	Stillwater, Okla.	L	3-5
04/20/2014	Stillwater, Okla.	L	3-6
04/10/2015	Lawrence	L	2-7
04/11/2015	Lawrence	W	3-2
04/12/2015	Lawrence	W	4-2
05/20/2016	Stillwater, Okla.	L	3-4
05/20/2016	Stillwater, Okla.	L	2-9
05/21/2016	Stillwater, Okla.	L	1-8
04/13/2017	Lawrence	L	6-11
04/14/2017	Lawrence	W	6-5
04/15/2017	Lawrence	W	4-2
04/20/2018	Stillwater, Okla.	L	1-12
04/20/2018	Stillwater, Okla.	L	3-4
04/22/2018	Stillwater, Okla.	L	3-4
04/12/2019	Lawrence	L	6-27
04/13/2019	Lawrence	W	5-4
04/14/2019	Lawrence	W	7-6 (11)
05/07/2021	Lawrence	L	4-13
05/08/2021	Lawrence	L	0-19
05/09/2021	Lawrence	W	8-7
03/25/2022	Stillwater, Okla.	L	2-4
03/26/2022	Stillwater, Okla.	L	3-4
03/27/2022	Stillwater, Okla.	L	2-7
04/21/2023	Lawrence	L	10-15
04/22/2023	Lawrence	L	3-14
04/23/2023	Lawrence	L	3-8

*Big Eight Baseball Tournament; *Big 12 Baseball Championship

TCU

TCU LEADS, 28-14

IN LAWRENCE			4-10
IN FORT WORTH			6-16
NEUTRAL SITES			4-2
UNDER DAN FITZGERALD			3-5
02/17/1990	Fort Worth, Texas	L	4-5
02/18/1990	Fort Worth, Texas	L	3-4
02/09/2001	Round Rock, Texas	W	7-3
02/18/2011	Fort Worth, Texas	L	2-8
02/19/2011	Fort Worth, Texas	L	1-7
02/20/2011	Fort Worth, Texas	W	4-3 (14)
03/15/2013	Fort Worth, Texas	L	1-8
03/16/2013	Fort Worth, Texas	W	8-4
03/17/2013	Fort Worth, Texas	W	2-0
05/25/2013	Oklahoma City, Okla.*	W	4-0

04/11/2014	Lawrence	L	2-5
04/12/2014	Lawrence	L	1-3
04/12/2014	Lawrence	W	5-1
05/08/2015	Fort Worth, Texas	L	2-4
05/09/2015	Fort Worth, Texas	L	1-2 (10)
04/08/2016	Lawrence	W	4-3
04/09/2016	Lawrence	L	0-8
04/10/2016	Lawrence	L	6-14
03/17/2017	Fort Worth, Texas	L	1-3
03/18/2017	Fort Worth, Texas	L	1-5
03/19/2017	Fort Worth, Texas	W	4-3
05/24/2017	Oklahoma City, Okla.*	W	7-3
05/26/2017	Oklahoma City, Okla.*	L	0-6
04/13/2018	Lawrence	L	2-4
04/14/2018	Lawrence	L	3-13
05/10/2019	Fort Worth, Texas	L	3-4
05/11/2019	Fort Worth, Texas	L	4-7
05/12/2019	Fort Worth, Texas	W	3-1
04/23/2021	Fort Worth, Texas	L	1-15
04/24/2021	Fort Worth, Texas	L	3-10
04/25/2021	Fort Worth, Texas	W	2-1
05/13/2022	Lawrence	L	6-15
05/14/2022	Lawrence	L	3-30
05/15/2022	Lawrence	L	2-8
03/24/2023	Fort Worth, Texas	L	6-8
03/24/2023	Fort Worth, Texas	L	5-18
03/24/2023	Fort Worth, Texas	L	0-14 (7)
05/25/2023	Arlington, Texas*	L	4-14 (8)
03/08/2024	Lawrence	W	3-1
03/09/2024	Lawrence	W	8-4
03/10/2024	Lawrence	L	4-13
05/24/2024	Arlington, Texas*	W	11-10

*Big 12 Baseball Championship

TEXAS TECH

TEXAS TECH LEADS, 52-32

IN LAWRENCE	19-20
IN LUBBOCK	12-29
NEUTRAL SITES	1-3
UNDER DAN FITZGERALD	4-2

03/17/1981	Edinburg, Texas	L	1-6
03/18/1981	Edinburg, Texas	L	3-4
03/20/1981	Edinburg, Texas	W	4-3
04/12/1997	Lubbock, Texas	L	0-10
04/12/1997	Lubbock, Texas	L	8-18
04/13/1997	Lubbock, Texas	W	5-3
04/10/1998	Lawrence	L	3-18
04/11/1998	Lawrence	W	4-1
04/12/1998	Lawrence	L	4-7
02/26/1999	Lubbock, Texas	L	1-8
02/27/1999	Lubbock, Texas	L	0-11
02/28/1999	Lubbock, Texas	L	5-13
04/21/2000	Lawrence	L	4-9
04/22/2000	Lawrence	W	4-0
04/23/2000	Lawrence	L	4-12
04/27/2001	Lubbock, Texas	L	2-4
04/28/2001	Lubbock, Texas	L	1-2
04/29/2001	Lubbock, Texas	L	3-4
04/12/2002	Lawrence	W	14-3
04/13/2002	Lawrence	L	2-5 (10)
04/14/2002	Lawrence	L	2-5
04/11/2003	Lubbock, Texas	W	9-8
04/12/2003	Lubbock, Texas	L	4-5
04/13/2003	Lubbock, Texas	W	7-6
05/01/2004	Lawrence	L	7-19
05/02/2004	Lawrence	L	4-11
05/02/2004	Lawrence	L	7-18
04/22/2005	Lubbock, Texas	L	7-9
04/23/2005	Lubbock, Texas	W	13-7

04/07/2006	Lawrence	W	5-3
04/08/2006	Lawrence	L	6-8
04/09/2006	Lawrence	W	5-3
04/20/2007	Lubbock, Texas	L	0-1
04/21/2007	Lubbock, Texas	L	1-3
04/22/2007	Lubbock, Texas	W	8-1
04/11/2008	Lawrence	W	9-5
04/12/2008	Lawrence	W	9-1
04/13/2008	Lawrence	W	5-2
04/17/2009	Lubbock, Texas	L	10-15
04/18/2009	Lubbock, Texas	L	5-7
04/19/2009	Lubbock, Texas	W	15-6
04/23/2010	Lawrence	W	10-2
04/24/2010	Lawrence	L	8-11
04/25/2010	Lawrence	L	10-21
04/29/2011	Lubbock, Texas	L	2-3 (10)
04/30/2011	Lubbock, Texas	L	4-9
05/01/2011	Lubbock, Texas	L	7-8
03/30/2012	Lawrence	L	1-3
03/31/2012	Lawrence	W	5-2
04/01/2012	Lawrence	W	9-3
04/19/2013	Lubbock, Texas	W	4-3
04/20/2013	Lubbock, Texas	W	6-1
04/21/2013	Lubbock, Texas	L	5-16
05/02/2014	Lawrence	W	11-3
05/03/2014	Lawrence	W	6-4
05/04/2014	Lawrence	W	4-1
03/27/2015	Lubbock, Texas	W	7-4
03/28/2015	Lubbock, Texas	L	3-9
03/29/2015	Lubbock, Texas	L	2-3
05/06/2016	Lawrence	L	3-10
05/07/2016	Lawrence	L	2-9
05/08/2016	Lawrence	L	3-6
05/18/2017	Lubbock, Texas	L	6-10
05/19/2017	Lubbock, Texas	L	4-16
05/20/2017	Lubbock, Texas	L	4-9
04/06/2018	Lawrence	L	6-15
04/07/2018	Lawrence	L	0-10
04/08/2018	Lawrence	W	17-3 (7)
04/05/2019	Lubbock, Texas	L	4-5
04/06/2019	Lubbock, Texas	L	4-19
04/07/2019	Lubbock, Texas	W	13-9
05/24/2019	Oklahoma City, Okla.*	L	5-7
05/20/2021	Lubbock, Texas	W	7-4
05/21/2021	Lubbock, Texas	L	4-13
05/22/2021	Lubbock, Texas	L	0-5
04/01/2022	Lawrence	L	2-8
04/02/2022	Lawrence	L	2-28
04/03/2022	Lawrence	W	8-5
05/18/2023	Lubbock, Texas	W	3-1
05/19/2023	Lubbock, Texas	L	7-8 (10)
05/20/2023	Lubbock, Texas	L	1-15
04/26/2024	Lawrence	W	4-3
04/27/2024	Lawrence	W	11-2
04/28/2024	Lawrence	W	7-3

*Big 12 Baseball Championship

UCF

UCF LEADS, 4-1

IN LAWRENCE	1-2
IN ORLANDO	0-0
NEUTRAL SITES	0-2
UNDER DAN FITZGERALD	1-2

02/12/1994	Kissimmee, Fla.*	L	8-13
02/20/1998	Houston, Texas*	L	4-6
03/22/2024	Lawrence	W	13-3
03/23/2024	Lawrence	L	2-6
03/23/2024	Lawrence	L	1-4

*Olive Garden Classic; *Houston Invitational

WEST VIRGINIA

WEST VIRGINIA LEADS, 22-14

IN LAWRENCE	6-8
IN MORGANTOWN	7-11
NEUTRAL SITES	1-3
UNDER DAN FITZGERALD	2-4

04/26/2013	Morgantown, W.Va.	L	0-1
04/27/2013	Morgantown, W.Va.	L	3-4
04/27/2013	Morgantown, W.Va.	L	2-3
05/23/2013	Oklahoma City, Okla.*	W	7-2
05/09/2014	Lawrence	W	5-3
05/10/2014	Lawrence	W	5-2
05/11/2014	Lawrence	W	9-8
05/21/2014	Oklahoma City, Okla.*	L	9-10
04/24/2015	Morgantown, W.Va.	W	3-1
04/25/2015	Morgantown, W.Va.	W	9-5
04/26/2015	Morgantown, W.Va.	L	4-5
03/25/2016	Lawrence	L	0-1
03/26/2016	Lawrence	L	6-11
04/07/2017	Morgantown, W.Va.	L	1-10
04/08/2017	Morgantown, W.Va.	L	0-8
04/09/2017	Morgantown, W.Va.	W	7-2
05/04/2018	Lawrence	L	3-21
05/05/2018	Lawrence	W	13-3
05/06/2018	Lawrence	W	5-2
04/20/2019	Morgantown, W. Va.	L	0-1
04/20/2019	Morgantown, W. Va.	L	3-4 (11)
04/21/2019	Morgantown, W. Va.	W	6-5
05/22/2019	Oklahoma City, Okla.*	L	8-12
03/26/2021	Morgantown, W.Va.	L	0-11
03/27/2021	Morgantown, W.Va.	W	9-2
03/27/2021	Morgantown, W.Va.	L	2-15 (7)
05/25/2021	Oklahoma City, Okla.*	L	7-8
04/29/2022	Lawrence	W	7-3
04/30/2022	Lawrence	L	7-10
05/01/2022	Lawrence	L	8-10
04/07/2023	Morgantown, W.Va.	W	5-3
04/08/2023	Morgantown, W.Va.	W	10-7
04/09/2023	Morgantown, W.Va.	L	3-12
04/05/2024	Lawrence	L	10-11
04/06/2024	Lawrence	L	0-4
04/07/2024	Lawrence	L	9-16

*Big 12 Baseball Championship

NATIONAL HONORS

FIRST-TEAM ALL-AMERICANS

YEAR	PLAYER	ORGANIZATION
1954	John Trombold	ABCA
1980	Matt Gundelfinger	ABCA
1993	Jeff Berblinger	NCBWA
1996	Josh Kliner	ABCA
		Baseball America
2006	Don Czyz	Louisville Slugger
		NCBWA
		Pro-Line

SECOND-TEAM ALL-AMERICANS

YEAR	PLAYER	ORGANIZATION
1964	Steve McGreevy	ABCA
1993	Jeff Niemeier	ABCA
1994	Darryl Monroe	NCBWA
1996	Josh Kliner	NCBWA
2009	Tony Thompson	ABCA
		Pro-Line

THIRD-TEAM ALL-AMERICANS

YEAR	PLAYER	ORGANIZATION
1953	John Trombold	ABCA
1964	Stirling Coward	ABCA
1990	Curtis Shaw	ABCA
1993	Jeff Berblinger	Baseball America
1993	Jimmy Walker	NCBWA
		Baseball America
1994	Jamie Splittorff	NCBWA
1996	Isaac Byrd	ABCA
2009	Tony Thompson	NCBWA
		Louisville Slugger

HONORABLE MENTION ALL-AMERICANS

YEAR	PLAYER	ORGANIZATION
1993	Darryl Monroe	NCBWA

NCBWA STOPPER OF THE YEAR

YEAR	PLAYER	POS
2006	Don Czyz	P

NCBWA FRESHMAN ALL-AMERICA

YEAR	PLAYER	POS
2014	Stephen Villines (Second Team)	RHP
2024	Dominic Voegele (First Team)	RHP

DIBASEBALL FRESHMAN ALL-AMERICA

YEAR	PLAYER	POS
2024	Dominic Voegele (First Team)	RHP

BASEBALL AMERICA FRESHMAN ALL-AMERICA

YEAR	PLAYER	POS
2024	Dominic Voegele (First Team)	RHP

PERFECT GAME FRESHMAN ALL-AMERICAN

YEAR	PLAYER	POS
2024	Dominic Voegele (Second Team)	RHP

LOUISVILLE SLUGGER/COLLEGIATE BASEBALL FRESHMAN ALL-AMERICA

YEAR	PLAYER	POS
1993	Jamie Splittorff (First Team)	RHP
1998	John Nelson (Honorable Mention)	SS
1998	Clint Wyrick (Honorable Mention)	OF
2016	Devin Foyle	OF
2017	James Cosentino	2B
2023	Kodey Shojinaga	2B

PING! BASEBALL

FRESHMAN ALL-AMERICA

YEAR	PLAYER	POS
2007	Wally Marciel (Second Team)	LHP

DIBASEBALL MIDSEASON ALL-AMERICA

YEAR	PLAYER	POS
2024	Jake English (Second Team)	C

PERFECT GAME

MIDSEASON FRESHMAN ALL-AMERICA

YEAR	PLAYER	POS
2024	Dominic Voegele (Second Team)	RHP

BASEBALL AMERICA

MIDSEASON ALL-AMERICA

YEAR	PLAYER	POS
2003	Kevin Wheeler	UT

COLLEGIATE BASEBALL

PRESEASON ALL-AMERICA

YEAR	PLAYER	POS
2004	Ryan Baty (Third Team)	1B

NCBWA PRESEASON ALL-AMERICA

YEAR	PLAYER	POS
2010	Tony Thompson (Second Team)	3B
2022	Jonah Ulane (Second Team)	RHP
2024	Reese Dutton (Second Team)	RHP

PING! BASEBALL

PRESEASON ALL-AMERICA

YEAR	PLAYER	POS
2010	Tony Thompson (First Team)	3B

USA BASEBALL NATIONAL TEAM

YEAR	PLAYER	POS
1989	Curtis Shaw (Fall Team)	SP
2009	T.J. Walz	SP
2024	Dominic Voegele	SP

NCBWA HITTER OF THE WEEK

YEAR	PLAYER	POS
1989	Jeff Mentel (April 10)	OF
2003	Ryan Baty (Feb. 11)	1B
	Travis Metcalf (Feb. 17)	3B

NCBWA PITCHER OF THE WEEK

YEAR	PLAYER	POS
2009	Shaeffer Hall (Feb. 24)	SP

LOUISVILLE SLUGGER/COLLEGIATE BASEBALL

PLAYER OF THE WEEK

YEAR	PLAYER	POS
2009	Shaeffer Hall (Feb. 24)	SP
2014	Frank Duncan (Feb. 24)	SP

COLLEGE BASEBALL INSIDER

PLAYER OF THE WEEK

YEAR	PLAYER	POS
2003	Travis Metcalf (Feb. 17)	3B
2006	Gus Milner (Feb. 15)	OF
2009	Shaeffer Hall (Feb. 24)	SP

COLLEGE BASEBALL INSIDER

NATIONAL TEAM OF THE WEEK

YEAR	TEAM (DATE)
2003	Kansas (Feb. 18)
2009	Kansas (April 15)
2010	Kansas (March 15)

NCAA TOP PERFORMER OF THE WEEK

YEAR	PLAYER	POS
2014	Jordan Piche' (April 29)	SP

JOHNNY BENCH AWARD SEMIFINALIST

YEAR	PLAYER	POS
2016	Michael Tinsley	C

COSIDA/CSC ACADEMIC ALL-AMERICA

YEAR	PLAYER	POS
1990	Pat Karlin (Third Team)	OF
1993	Jimmy Walker (Second Team)	LHP
1996	Josh Dimmick (First Team)	DH
1997	Josh Dimmick (Third Team)	C
1998	Josh Dimmick (First Team)	C
2001	Pete Smart (Second Team)	SP
2008	Justin Ellrich (Third Team)	1B

COSIDA/CSC ACADEMIC ALL-DISTRICT

YEAR	PLAYER	POS
1990	Pat Karlin	OF
1993	Jimmy Walker	RP
1994	Darryl Monroe	OF
1996	Josh Dimmick	DH
1997	Josh Dimmick	C
1998	Josh Dimmick	C
2000	Brett Kappelmann	OF
	Pete Smart	SP
2001	Pete Smart	SP
2007	Justin Ellrich	1B
2008	Justin Ellrich	1B
2011	Casey Lytle	OF
2017	Matt McLaughlin	SS
2021	Jonah Ulane	RHP
2023	Kolby Dougan	RHP
2024	Hunter Cranton	RHP
	Ben Hartl	C/1B
	Kodey Shojinaga	INF

REGIONAL HONORS

ABCA DISTRICT COACH OF THE YEAR

YEAR	COACH
1993	Dave Bingham

ABCA ALL-REGION

YEAR	PLAYER	POS
1989	Tom Buchanan	1B
1990	Pat Karlin	OF
	Steve Renko	P
	Curtis Shaw	P
	Denard Stewart	OF
1991	Mike Bard	DH
	Jeff Niemeier	C
	Curtis Schmidt	P
1992	Darryl Monroe	OF
	Curtis Schmidt	P
1993	Chris Corn	P
	Darryl Monroe	OF
	Jeff Niemeier	C
	Jimmy Walker	P
	John Wuycheck	P
1994	Chris Corn	P
	Darryl Monroe	OF
	Brent Wilhelm	3B
1996	Isaac Byrd (First Team)	OF
	Josh Kliner (First Team)	2B
1997	Joe DeMarco (Second Team)	SS
	Justin Headley (Second Team)	OF
2003	Ryan Baty (Second Team)	1B
	Kevin Wheeler (Second Team)	DH
2006	Don Czyz (First Team)	RP
2009	Tony Thompson (First Team)	3B
2010	Robby Price (Second Team)	2B
2016	Michael Tinsley (Second Team)	C
2018	Devin Foyle (Second Team)	OF
2023	Janson Reeder (Second Team)	DH

ABCA - American Baseball Coaches Association

NCBWA - National Collegiate Baseball Writers Association

CONFERENCE HONORS

BIG 12 FRESHMAN OF THE YEAR

YEAR	PLAYER	POS
2023	Kodey Shojinaga	2B
2024	Dominic Voegelé	SP

BIG 12 NEWCOMER OF THE YEAR

YEAR	PLAYER	POS
2013	Jordan Piche'	RP
2015	Ben Krauth	SP

ALL-BIG 12 FIRST TEAM

YEAR	PLAYER	POS
2004	Matt Baty	OF
2005	A.J. Van Slyke	OF
2006	Don Czyz	RP
	Jared Schweitzer	INF
2009	Tony Thompson	3B
2010	Brian Heere	OF
	Robby Price	2B
2013	Jordan Piche'	RP
2014	Frank Duncan	SP
2015	Connor McKay	OF
2016	Ben Krauth	SP
	Michael Tinsley	C
2017	Stephen Villines	RP
2019	Ryan Zeferjahn	SP
2022	Maui Ahuna	SS
2023	Janson Reeder	DH
2024	Dominic Voegelé	SP

ALL-BIG 12 SECOND TEAM

YEAR	PLAYER	POS
1997	Joe DeMarco	SS
	Josh Wingerd	P
1998	Clint Wyrick	OF
2000	Ryan Klocksien	3B
2001	Ryan Klocksien	3B
	John Nelson	SS
	Pete Smart	SP
2003	Ryan Baty	1B
	Casey Spanish	OF
	Kevin Wheeler	UT
2004	Ritchie Price	SS
	Sean Richardson	C
2005	Matt Baty	OF
	Ryne Price	2B
	Kodiak Quick	SP
	Jared Schweitzer	1B
2006	John Allman	OF
	Gus Milner	OF
	Ritchie Price	SS
2009	Buck Afenir	C
	Brian Heere	OF
	T.J. Walz	SP
2011	Jimmy Waters	OF
2012	Frank Duncan	SP
2013	Michael Suiter	OF
2014	Ka'iana Eldredge	C
	Connor McKay	OF
	Michael Suiter	OF
	Colby Wright	2B
2015	Ben Krauth	SP
	Michael Tinsley	C
2016	Stephen Villines	RP

	Colby Wright	2B
2017	James Cosentino	2B
2018	Ryan Zeferjahn	SP
2019	Benjamin Sems	SS
2021	Skyler Messinger	3B
2023	Collin Baumgartner	SP
	Cole Elvis	1B/C
	Chase Jans	OF
	Kodey Shojinaga	2B
2024	Reese Dutton	SP
	Kodey Shojinaga	INF
	Dominic Voegelé	SP

ALL-BIG 12 HONORABLE MENTION

YEAR	PLAYER	POS
1997	Justin Headley	OF
	Aaron Wilmes	DH
1998	Josh Dimmick	C
1999	John Nelson	SS
2000	John Nelson	SS
	Rusty Philbrick	P
	Pete Smart	P
2001	Brent Del Chiaro	C
	Doug Dreher	OF
	Jesse Gremminger	OF
2002	Ryan Baty	OF
	Jeff Davis	P
	Ryan Klocksien	3B
2003	Ritchie Price	SS
2004	Ryan Baty	1B
	Ryan Knippschild	P
	Travis Metcalf	3B
	Matt Tribble	OF
	Mike Zagurski	P
2005	Don Czyz	P
	Gus Milner	OF
	Ritchie Price	SS
	Sean Richardson	C
	Mike Zagurski	P
2006	Kodiak Quick	P
2007	Buck Afenir	C
	John Allman	OF
	Kyle Murphy	OF
	Robby Price	3B
	Ryne Price	2B
	Paul Smyth	P
2008	Buck Afenir	C
	John Allman	OF
	Erik Morrison	SS
	Robby Price	2B
	Ryne Price	OF
	Paul Smyth	P
2009	Shaeffer Hall	P
	Robby Price	2B
2010	Cameron Selik	P
	Tony Thompson	3B
	T.J. Walz	SP
	Jimmy Waters	OF
2011	Casey Lytle	OF
	T.J. Walz	SP
2012	James Stanfield	C
	Tucker Tharp	OF
2013	Alex DeLeon	1B
	Ka'iana Eldredge	C
	Kevin Kuntz	SS

	Justin Protacio	2B
	Dakota Smith	OF
	Thomas Taylor	SP
2014	Robert Kahana	SP
	Jordan Piche'	RP
	Justin Protacio	SS
	Dakota Smith	UT
	Tucker Tharp	OF
	Stephen Villines	RP
2015	Blair Beck	1B
	Matt McLaughlin	SS
	Justin Protacio	2B
	Stephen Villines	RP
2016	Matt McLaughlin	SS
2017	Jackson Goddard	SP
	Rudy Karre	OF
	Matt McLaughlin	SS
	Taylor Turski	SP
	Blake Weiman	RP
2018	James Cosentino	2B
	Ryan Cyr	RP
	Devin Foyle	OF
	Jaxx Groshans	C
	Zack Leban	RP
2019	Ryan Cyr	SP
	Jaxx Groshans	C
	Rudy Karre	OF
2021	Maui Ahuna	SS
	Dylan Ditzenberger	INF/OF
	Tavian Josenberger	OF
	Jonah Ulane	RP
2022	Daniel Hegarty	SP
	Tavian Josenberger	2B
	Nolan Metcalf	C/1B
	Caleb Upshaw	OF
2024	Michael Brooks	INF
	Hunter Cranton	RP
	Ben Hartl	C/1B
	John Nett	OF

BIG 12 ALL-FRESHMAN TEAM

YEAR	PLAYER	POS
2011	Ka'iana Eldredge	2B
2012	Wes Benjamin	P
2014	Stephen Villines	P
2015	Matt McLaughlin	SS
2017	James Cosentino	2B
2021	Tavian Josenberger	OF
2023	Kodey Shojinaga	2B
2024	Dominic Voegelé	SP

*Started in 2011

PRESEASON ALL-BIG 12 TEAM

YEAR	PLAYER	POS
2019	Ryan Zeferjahn	RHP
2020	Benjamin Sems	INF
2024	Kodey Shojinaga	INF
	Janson Reeder	DH

*Started in 2019

ACADEMIC ALL-BIG 12 FIRST TEAM

YEAR	PLAYER	POS
1997	Josh Dimmick	C
	Craig Stewart	INF
1998	Josh Dimmick	C
	Brett Kappelmann	OF
	Pete Smart	SP
	Chris Williams	SP
1999	Jeff Davis	RP
	Brett Kappelmann	OF
	Lukas McKnight	C
	Pete Smart	SP
	Matt Van Alsborg	OF
	Chris Williams	SP
2000	Brett Kappelmann	OF
	Pete Smart	SP
	Duane Thompson	INF
	Shane Wedd	1B
2001	Pete Smart	SP
2002	Casey Spanish	OF
	Jake Wright	RP
2003	Ryan Baty	INF
	Casey Spanish	OF
	Matt Tribble	OF
2004	Ryan Baty	INF
	Chris Smart	SP
2005	Matt Baty	OF
	Mike Bessolo	C
	Mike Dudley	INF
	Andy Scholl	INF
	A.J. Van Slyke	OF
	Mike Zagurski	SP
2006	Ryotaro Hayakawa	RP
	Trey Randa	SP
2007	Justin Ellrich	INF
	Nick Faunce	OF
	Ross Kelling	INF
	Paul Smyth	RP
2008	Justin Ellrich	INF
	Nick Faunce	OF
	Joe Southers	C
	Paul Smyth	RP
2009	Nick Faunce	OF
2010	Casey Lytle	OF
	Jake Marasco	INF
	T.J. Walz	SP
2011	Zac Elgie	INF
	Casey Lytle	OF
	Jake Marasco	INF
	Tanner Poppe	SP
	T.J. Walz	SP
2012	Jordan Dreiling	INF
	Jordan Jakubov	RP
	Jake Marasco	1B
	Tanner Poppe	RP
2013	Wes Benjamin	SP
	Tanner Poppe	RP
	Colin Toalson	RP
2015	Joe Luvisi	OF
	Tommy Mirabelli	INF
	Sean Rackoski	SP
	Colin Toalson	RP
2016	Matt McLaughlin	SS
	Tommy Mirabelli	INF
	Joe Moroney	OF
	Blake Weiman	SP
	Marcus Wheeler	DH
	Colby Wright	2B
2017	MJ Farthing	OF

	Jeremy Kravetz	RP
	Matt McLaughlin	SS
	Sean Rackoski	SP
	Owen Taylor	1B
	Blake Weiman	SP
2018	Casey Douglas	RP
	Devin Foyle	OF
	Tanner Gragg	C
	Jon Hander	RP
	Brandon Johnson	RP
	Benjamin Sems	SS
	Blake Shinkle	INF
	Gabriel Sotomayor	RP
	Owen Taylor	1B
	Jonah Ulane	RP
	Ryan Zeferjahn	SP
2019	Brooks Asher	C
	Blake Goldsberry	RP
	Skyler Messinger	3B
	Nolan Metcalf	1B
	Benjamin Sems	SS
	Blake Shinkle	OF
	Gabriel Sotomayor	RP
	Jonah Ulane	RP
	Brett Vosik	OF
	Ryan Zeferjahn	SP
2020	Brooks Asher	C
	Nathan Barry	RP
	Casey Burnham	OF
	Ryan Cyr	SP
	Hunter Freese	RP
	Blake Goldsberry	RP
	Daniel Hegarty	RP
	Marc Mendel	RP
	Skyler Messinger	3B
	Nolan Metcalf	C/1B
	Benjamin Sems	SS
	Gabriel Sotomayor	RP
	Jonah Ulane	RP
2021	Nathan Barry	RP
	Casey Burnham	OF
	James Cosentino	INF
	Ryan Cyr	SP
	Dylan Ditzenberger	INF/OF
	Daniel Hegarty	RP
	Cole Larsen	SP
	Tom Lichty	OF
	Skyler Messinger	3B
	Nolan Metcalf	C/1B
	Blaine Ray	OF
	Gabriel Sotomayer	RP
	Anthony Tulimero	C/INF
	Jonah Ulane	RP
	Ryan Vanderhei	RP
	Brett Vosik	OF
	Jack Wagner	OF
2022	Jake Adams	SP
	Jake Baker	OF
	Casey Burnham	OF
	Dylan Ditzenberger	3B
	Jake English	C
	Daniel Hegarty	SP
	Cole Larsen	SP
	Tom Lichty	OF
	Nolan Metcalf	C/1B
	Jonah Ulane	RP
	Ryan Vanderhei	SP
2023	Kolby Dougan	RP
	Jake English	C

	Stone Evers	RP
	Tyler Gerety	OF
2024	Jake Baker	OF
	Ethan Bradford	RP
	Gavin Brasosky	RP
	Michael Brooks	INF
	Hunter Cashero	RP
	Collier Cranford	INF
	Hunter Cranton	RP
	Kolby Dougan	RP
	Jake English	C
	Sam Ireland	RP
	Mike Koszewski	OF
	Janson Reeder	DH
	Kodey Shojinaga	INF

ACADEMIC ALL-BIG 12 SECOND TEAM

YEAR	PLAYER	POS
2000	Ryan Schmidt	RP
2001	Sam Gish	SP
2002	Ryan Baty	INF
	Jeff Davis	RP
2003	Chris Smart	SP
2004	Matt Tribble	OF
2005	Jake Kauzlarich	C
	Clint Schambach	RP
	Scott Sharpe	RP
2006	Erik Morrison	SS
	Brock Simpson	OF
2007	Buck Afenir	C
	Erik Morrison	SS
2008	Erik Morrison	SS
2009	Shaeffer Hall	SP
2010	Brett Bochy	RP
	Brett Lisher	1B
	Colton Murray	RP
	Robby Price	2B
2011	Jordan Jakubov	RP
2012	Taylor Hart	OF
2013	Michael Suiter	OF
2014	Colby Wright	2B
2015	Hayden Edwards	RP
	Jeremy Kravetz	RP
	Joe Moroney	OF
	Colby Wright	INF
2016	Joven Afenir	OF
	Hayden Edwards	RP
	Sam Gilbert	RP
	Ryan Pidhaichuk	UT
	Owen Taylor	1B
2017	Devin Foyle	OF
	Jackson Goddard	SP
	Blake Goldsberry	RP
	Tanner Gragg	C
	Marcus Wheeler	DH
2019	Ryan Cyr	SP
	Daniel Hegarty	RP
	Rudy Karre	OF
	Brandon Ponticelli	RP
	Kaimana Souza-Paaluhi	OF
2020	Kahi Bisho	RP
	Tom Lichty	OF
	Kaimana Souza-Paaluhi	OF
	Brett Vosik	OF
2021	Conner VanCleave	1B
2022	Ryan Callahan	INF/OF
	Cooper McMurray	1B
	Seth Sweet-Chick	INF

2023	Stone Hewlett	RP
2024	Sam Hunt	INF
	Luke Leto	INF/OF

ACADEMIC ALL-BIG 12 HONORABLE MENTION

YEAR	PLAYER	POS
1997	Mark Corson	SP
	Brett Kappelmann	OF/P
	Stephen Matthews	OF
	Logan Overman	C
	Shane Wedd	C
	Chris Williams	SP
1998	Mark Corson	SP
	Doug Dreher	OF
	Chad Schuster	SP
1999	Shane Wedd	C

ACADEMIC ALL-BIG 12 ROOKIE TEAM

YEAR	PLAYER	POS
2015	Brandon Johnson	P
	Matt McLaughlin	SS
	Blake Weiman	P
2016	Blake Goldsberry	P
	Blake Shinkle	INF
2017	Brooks Asher	C
	Benjamin Sems	INF
	Gabriel Sotomayor	P
	Brett Vosik	OF
	Ryan Zeferjahn	P
	Mateo Zunica	OF
2018	Daniel Hegarty	RP
	Skyler Messinger	INF
	Nolan Metcalf	C/1B
2019	Kahi Bisho	RP
	Casey Burnham	OF
	Hunter Freese	RP
2020	Jake Baker	OF
	Thane McDaniel	RP
	Anthony Tulimero	C/INF
	Ryan Vanderhei	RP
2021	Tony Castonguay	C
	Tavian Josenberger	INF/OF
	Seth Sweet-Chick	INF
2022	Payton Allen	INF/RP
	Steven Andrews	RP
	Stone Evers	RP
	Tyler Gerety	OF
2023	Parker Grant	RP
	Toby Haarer	RP
	Cooper Kelly	INF
	Jackson Kline	OF
	Karter Muck	RP
2024	Dominic Voegelé	SP
	Ty Wisdom	INF/OF

BIG EIGHT PLAYER OF THE YEAR

YEAR	PLAYER	POS
1996	Josh Klimer	2B

BIG EIGHT COACH OF THE YEAR

YEAR	COACH
1993	Dave Bingham

ALL-BIG EIGHT FIRST TEAM

YEAR	PLAYER	POS
1958	Larry Miller	P
	Ron Wiley	OF
1962	Herb Bumgardner	2B
	Dick Fanning	1B
1963	Carl Nelson	P
1964	Steve McGreevy	OF
1965	Steve McGreevy	OF
1969	Dave Robisch	P
1970	Keith Lieppman	3B
	Paul Womble	SS
1971	Paul Womble	SS
1976	Roger Slagle	P
1978	John Spottswood	DH
1979	Brian Gray	DH
	Dan St. Clair	P
	John Spottswood	OF
	Terry Sutcliffe	P
1980	Matt Gundelfinger	DH
1981	Russ Blaylock	3B
	Kevin Clinton	P
1986	Rob Peters	OF
1989	Steve Dowling	2B
	Curtis Shaw	P
1990	Pat Karlin	OF
	Steve Renko	P
	Curtis Shaw	P
1991	Mike Bard	DH
	Jeff Niemeier	1B
	Curtis Schmidt	P
1992	Darryl Monroe	OF
	Curtis Schmidt	P
1993	Chris Corn	P
	Jeff Niemeier	C
	Jimmy Walker	P
	John Wuycheck	1B
1994	Chris Corn	P
	Darryl Monroe	OF
1995	Isaac Byrd	OF
	Alex King	1B
	Jamie Splittorf	P
1996	Justin Headley	1B

ACADEMIC ALL-BIG EIGHT

YEAR	PLAYER	POS
1984	Charles Buzard	P
1985	John Hart	OF
1986	John Hart	OF
1987	John Byrn	1B
1988	Brid Hinkle	P
	Pat Karlin	INF
	Scott Taylor	P
1989	Brad Hinkle	P
	Pat Karlin	INF
	Steve McGinness	P
	Curtis Shaw	P
1990	Jim Hanna	INF
	Brad Hinkle	P
	Pat Karlin	OF
	Steve McGinness	P
	Steve Meeks	OF
	Curtis Shaw	P
1991	Joel Bacon	P
	Mike Bard	INF
	Jeff Berblinger	INF
	Kevin Marozas	INF
	Jimmy Walker	P
	John Wuycheck	P

1992	Joel Bacon	P
	Joel Benninghoff	OF
	Darryl Monroe	OF
	Jimmy Walker	P
	John Wuycheck	P
1993	Joel Benninghoff	OF
	Mike Greene	P
	Darryl Monroe	OF
	Scott Tittrington	P
	Jimmy Walker	P
	Jack Wilmot	C
	John Wuycheck	P
1994	Dave Meyer	P
	Darryl Monroe	OF
	Scott Tittrington	P
	Jack Wilmot	C
1995	Josh Dimmick	DH
	Robert Keens	P
	Alex King	1B
	Craig Stewart	INF
	Jack Wilmot	C
1996	Josh Dimmick	C
	Andy Juday	SS
	Craig Stewart	INF
	Sparky Wilhelm	INF
	Chris Williams	P

BIG 12 PLAYER OF THE WEEK

YEAR	PLAYER	POS
1997	Les Walrond (2/24)	OF
1998	Josh Dimmick (3/9)	C
	Josh Dimmick (5/10)	C
1999	John Nelson (3/22)	SS
2003	Ryan Baty (2/11)	1B
	Travis Metcalf (2/18)	3B
2005	Matt Baty (2/15)	OF
	A.J. Van Slyke (3/1)	OF
	A.J. Van Slyke (4/26)	OF
	Gus Milner (4/12)	OF
2006	Gus Milner (2/14)	OF
2008	John Allman (5/5)	OF
2009	Tony Thompson (5/4)	3B
	Buck Afenir (5/18)	C
2010	Casey Lytle (3/15)	OF
	Robby Price (3/29)	2B
	Robby Price (4/2)	2B
	Robby Price (5/10)	2B

POSTSEASON HONORS

NCAA REGIONAL ALL-TOURNAMENT TEAM

YEAR	PLAYER	POS
1993	Jeff Berblinger	2B
	Josh Igou	OF
	Jamie Splittorf	P
1994	Darryl Monroe	OF
	Brent Wilhelm	3B
2006	Jared Schweitzer	1B
2009	Zac Elgie	1B
	Shaeffer Hall	P
	Brian Heere	OF
	David Narodowski	SS
	Tony Thompson	3B
2014	Tucker Tharp	OF

2011	Jason Brunansky (4/9)	OF
2013	Michael Suiter (3/11)	OF
2019	Jaxx Groshans (2/18)	C/1B
2021	Nolan Metcalf (2/22)	1B
2022	Caleb Upshaw (5/6)	OF
2024	Kodey Shojinaga (2/19)	INF
	Jake English (4/1)	C

BIG 12 PITCHER OF THE WEEK

YEAR	PLAYER
2001	Pete Smart (3/5)
	Pete Smart (4/23)
2002	Dan Olson (4/29)
2003	Kevin Wheeler (2/25)
	Ryan Knippschild (3/11)
	Brandon Johnson (4/15)
2005	Don Cxyz (5/10)
2006	Don Cxyz (2/14)
2009	Shaeffer Hall (2/23)
	T.J. Walz (4/6)
2010	Cameron Selik (3/1)
	Brett Bochy (3/15)
	T.J. Walz (5/3)
2012	Thomas Taylor (2/20)
	Frank Duncan (4/23)
	Frank Duncan (5/21)
2014	Frank Duncan (2/24)
	Jordan Piche' (4/28)
	Ben Krauth (3/14)
2018	Ryan Zeferjahn (3/5)
2019	Ryan Cyr (5/6)
2021	Eli Davis (5/17)
2024	Reese Dutton (3/11)

BIG 12 NEWCOMER OF THE WEEK

YEAR	PLAYER	POS
2011	Ka'iana Eldredge (5/16)	2B
2013	Jordan Piche' (4/8)	RHP
	Jordan Piche' (4/15)	RHP
	Jordan Piche' (5/6)	RHP
2014	Aaron Hernandez (2/17)	3B
	Stephen Villines (5/12)	RHP
2015	Matt McLaughlin (4/6)	SS
	Ben Krauth (4/29)	RHP
	Owen Taylor (5/11)	DH

BIG 12 CHAMPIONSHIP MVP

YEAR	PLAYER	POS
2006	Matt Baty	OF

BIG 12 CHAMPIONSHIP ALL-TOURNAMENT TEAM

YEAR	PLAYER	POS
2006	Matt Baty	OF
	Erik Morrison	3B
	Ryne Price	2B
2013	Kevin Kuntz	SS
	Connor McKay	DH
	Jordan Piche'	RHP
	Michael Suiter	OF
2019	Skyler Messinger	3B
2021	Maui Ahuna	SS

2017	James Cosentino (4/17)	2B
	James Cosentino (5/8)	2B
2019	Casey Burnham (5/6)	OF
2020	Everhett Hazelwood (2/24)	RHP
2021	Cole Larsen (3/15)	RHP
	Maui Ahuna (3/22)	SS
2022	Caleb Upshaw (5/6)	OF
2023	Cole Elvis (4/10)	1B/C
2024	Lenny Ashby (3/4)	OF
	Reese Dutton (3/11)	RHP
	Reese Dutton (4/1)	RHP
	John Nett (4/15)	OF

BIG EIGHT PLAYER OF THE WEEK

YEAR	PLAYER	POS
1984	Joe Heeney	SS
1988	Tom Buchanan	1B
1989	Steve Dowling	OF
	Jeff Mentel	OF
1990	Denard Stewart	OF
1991	Jeff Niemeier	1B
1993	John Wuycheck	1B
1994	Darryl Monroe	OF
	Brian Turney	IF
1995	Isaac Byrd	OF
	Alex King	1B
1996	Justin Headley	1B

BIG EIGHT PITCHER OF THE WEEK

YEAR	PLAYER
1988	Craig Mulcahy
1989	Steve Renko, III
	Curtis Shaw
1990	Curtis Shaw
1991	Curtis Schmidt
1992	Curtis Schmidt
	Jimmy Walker
1993	Jamie Splittorf
	Jimmy Walker
1994	Jamie Splittorf
1996	Josh Belovsky
	Chris Williams

BIG EIGHT CHAMPIONSHIP ALL-TOURNAMENT TEAM

YEAR	PLAYER	POS
1977	Ron MacDonald	2B
1983	Kevin Bascue	DH
1993	Jeff Berblinger	DH
	Chris Corn	P
	Jeff Niemeier	C
	Rory Tarquinio	OF
1994	Chris Corn	P
1995	Jamie Splittorf	P
1996	Josh Belovsky	P
	Isaac Byrd	OF

TEAM AWARDS

GIB FRANCIS MVP AWARD

Awarded to the player deemed the most valuable to the overall success of the team by the coaching staff.

YEAR	PLAYER	POS
1976	Roger Slagle	P
1977	Lee Ice	3B
1978	Andy Gilmore	P
1979	Dan St. Clair	P
1980	Matt Gundelfinger	DH
1981	Russ Blaylock	3B
1982	Dick Lewallen	OF
1983	Mark Gile	2B
1984	Rob Thomson	C
1985	Rob Thomson	C
1986	Gary Lang	SS
1987	Hugh Stanfield	OF
1988	Rocky Helm	OF
1989	Steve Dowling	2B
1990	Pat Karlin	OF
1991	Garry Schmidt	C
1992	Curtis Schmidt	P
1993	Jeff Niemeier	C
1994	Darryl Monroe	OF
1995	Brent Wilhelm	3B
1996	Josh Kliner	2B
	Isaac Byrd	CF
1997	Joe DeMarco	SS
1998	Josh Dimmick	C
1999	John Nelson	SS
2000	Doug Dreher	UT
	Ryan Klocksien	3B
2001	Pete Smart	P
2002	Jeff Davis	P
2003	Kevin Wheeler	UT
2004	Sean Richardson	C
2005	Jared Schweitzer	1B
2006	Ritchie Price	SS
2007	John Allman	LF
2008	John Allman	LF
	Ryne Price	RF
2009	Buck Afenir	C
	Tony Thompson	3B
2010	Brian Heere	OF
	Robby Price	2B
2011	Jimmy Waters	OF
	Casey Lytle	OF
2012	James Stanfield	C
2013	Alex DeLeon	1B
2014	Michael Suiter	OF
	Tucker Tharp	OF
2015	Connor McKay	OF
2016	Michael Tinsley	C
2017	Matt McLaughlin	SS
2018	Devin Foyle	OF
2019	Benjamin Sems	SS
2021	Tavian Josenberger	OF
2022	Maui Ahuna	SS

RON MACDONALD

COACHES AWARD

Awarded to the player who best demonstrates leadership both on and off the field.

YEAR	PLAYER	POS
1994	Kent Mahon	C
1995	Josh Kliner	2B
1996	Ted Meadows	C
1997	Stephen Matthews	OF
1998	Clint Wyrick	OF
1999	Ryan Schmidt	P
2000	Shane Wedd	1B/DH
2001	Brent Del Chiaro	C
2002	Ryan Baty	OF
2003	Brandon Shepard	IF
2004	Chris Smart	RP
2005	Kodiak Quick	SP
	Sean Richardson	C
2006	John Allman	OF
	Erik Morrison	3B
2007	Ryotaro Hayakawa	RP
	Dylan Parzyk	C
2008	Matt Berner	2B
	Matt Lane	RP
	Eric Snowden	C
2009	Shaeffer Hall	SP
	Paul Smyth	RP
2010	Jake Marasco	3B
	Thomas Marcin	RP
2011	Scott Heitshusen	RP
	Brandon Macias	SS
	Wally Marciel	RP
2012	Jordan Jakubov	RP
	Matt Kohorst	RP
	Thomas Taylor	SP
2013	Jordan Dreiling	3B
	Michael Suiter	OF
2014	Wes Benjamin	SP
	Tom Hougland	C
	Robert Kahana	SP
	Jordan Piche'	SP
2015	Drew Morovick	SP
	Taylor Rappaport	Mgr.
	Colin Toalson	RP
2016	John Remick	C
2017	Owen Taylor	1B
2018	Tyler Davis	RP
	Brandon Johnson	RP
	Blake Shinkle	INF
2019	Brooks Asher	C
2021	Blaine Ray	OF
	Cooper Turpin	C
2022	Jake Curtis	C

BOB ALLISON ROOKIE OF THE YEAR

Awarded to the top freshman player on the team.

YEAR	PLAYER	POS
1994	Ron Oelschlager	OF
1995	Isaac Byrd	OF
1996	Mike Dean	OF
1997	Mark Corson	P
1998	John Nelson	SS
1999	Ryan Klocksien	IF
2000	Jesse Gremminger	OF
2001	Matt Tribble	UT

2002	Cole Armstrong	C
2003	Ritchie Price	IF
2004	Sean Land	SP
2005	Ryne Price	2B
2006	Preston Land	1B
2007	Robby Price	3B
2008	Tony Thompson	3B
2009	Lee Ridenhour	SP
2010	Tanner Poppe	SP
2011	Ka'iana Eldredge	2B
2012	Wes Benjamin	SP
2013	Jacob Boylan	1B
2014	Michael Tinsley	C
	Stephen Villines	RP
2015	Matt McLaughlin	SS
2016	Devin Foyle	OF
2017	James Cosentino	2B
2018	Skyler Messinger	3B
2019	Casey Burnham	OF
2021	Tavian Josenberger	OF
2022	Jack Hammond	OF/DH

JAYHAWK TROPHY

PITCHER OF THE YEAR

Awarded to the team's top pitcher during the season.

YEAR	PLAYER	POS
1993	Jimmy Walker	RP
1994	Chris Corn	SP
1995	Jamie Splittorff	SP
1996	Josh Belovsky	SP
1997	Josh Wingerd	RP
1998	Rusty Philbrick	SP
1999	Pete Smart	RP
2000	Rusty Philbrick	SP
	Pete Smart	SP
2001	Pete Smart	SP
2002	Jeff Davis	SP
2003	Ryan Knippschild	SP
2004	Ryan Knippschild	SP
2005	Mike Zagurski	SP
2006	Don Czyz	RP
	Kodiak Quick	SP
2007	Andy Marks	SP
2008	Paul Smyth	RP
2009	T.J. Walz	SP
2010	T.J. Walz	SP
2011	T.J. Walz	SP
2012	Frank Duncan	SP
2013	Thomas Taylor	SP
2014	Frank Duncan	SP
2015	Ben Krauth	SP
2016	Ben Krauth	SP
2017	Blake Weiman	RP
2018	Ryan Zeferjahn	SP
2019	Ryan Zeferjahn	SP
2021	Cole Larsen	SP
2022	Daniel Hegarty	SP

MILLARD JANTZ

ACADEMIC NEWCOMER

Awarded to a freshman who has achieved success in the classroom.

YEAR	PLAYER	POS
2010	Tanner Poppe	SP
2011	Tucker Tharp	OF
2012	Joe Luvisi	IF
2013	Hayden Edwards	RP
2014	Sean Rackoski	RP

2015	Blake Weiman	SP
2016	Blake Shinkle	INF
2017	Gabriel Sotomayor	RP
2018	Skyler Messinger	3B
2019	Casey Burnham	OF
2021	Tony Castonguay	C
2022	Steven Andrews	RP

MIKE HILL SR.

HUSTLE AWARD

Awarded to the player deemed the hardest worker during the season by the coaching staff and equipment manager Mike Hill.

YEAR	PLAYER	POS
2003	Matt Baty	IF
2004	Matt Baty	IF/OF
2005	Matt Baty	OF
2006	Matt Baty	OF
2007	Kyle Murphy	CF
2008	Erik Morrison	SS
2009	Brian Heere	OF
2010	Casey Lytle	OF
2011	Kevin Kuntz	IF
2012	Joe Moroney	OF
2013	Joe Moroney	OF
2014	Michael Suiter	OF
	Tucker Tharp	OF
2015	Joe Moroney	OF
2016	Joe Moroney	OF
2017	Rudy Karre	OF
2018	Rudy Karre	OF
2019	Rudy Karre	OF
2021	Skyler Messinger	3B
2022	Caleb Upshaw	OF

JOHN TROMBOLD

GOLD GLOVE AWARD

Awarded to the team's best defensive position player.

YEAR	PLAYER	POS
2003	Ritchie Price	SS
2004	Ritchie Price	SS
2005	Matt Baty	OF
2006	Ritchie Price	SS
2007	Erik Morrison	SS
	Kyle Murphy	CF
2008	Robby Price	2B
2009	Robby Price	2B
2010	Brian Heere	OF
	Robby Price	2B
2011	Casey Lytle	OF
	Jimmy Waters	OF
2012	Kevin Kuntz	SS
2013	Kevin Kuntz	SS
2014	Tucker Tharp	OF
2015	Joven Afenir	OF
2016	Joven Afenir	OF
2017	James Cosentino	2B
2018	Owen Taylor	1B
2019	Benjamin Sems	SS
2021	Dylan Ditzenberger	INF/OF
2022	Maui Ahuna	SS

**JIMMY WALKER
FIREMAN AWARD**

Awarded to the team's best relief pitcher.

YEAR	PLAYER
2003	Brandon Johnson
2004	Don Cxyz
2005	Don Cxyz
2006	Don Cxyz
2007	Paul Smyth
2008	Paul Smyth
2009	Travis Blankenship
2010	Brett Bochy
2011	Colton Murray
2012	Robert Kahana
2013	Jordan Piche'
2014	Stephen Villines
2015	Stephen Villines
2016	Stephen Villines
2017	Stephen Villines
2018	Zack Leban
2019	Nathan Barry
2021	Jonah Ulane
2022	Payton Allen

**WALT HOUK NEWCOMER
OF THE YEAR**

Awarded to the player who became a significant contributor during the season.

YEAR	PLAYER	POS
2003	Sean Flynn	C
2004	Sean Richardson	C
2005	Gus Milner	OF
2006	Ricky Fairchild	SP
2007	Andres Esquibel	P
2008	Shaeffer Hall	SP
2009	David Narodowski	SS
2010	Brandon Macias	SS
2011	Frank Duncan	RP
2012	Jordan Dreiling	IF
	Tucker Tharp	OF
2013	Jordan Piche'	RP
2014	Blair Beck	UT
	Ryan Pidhaichuk	1B
2015	Ben Krauth	SP
2016	Tyler Davis	RP
2017	Taylor Turski	SP
2018	Ryan Cyr	RP
2019	Nathan Barry	RP
2021	Cole Larsen	SP
2022	Caleb Upshaw	OF

**JEFF NIEMEIER
BIG STICK AWARD**

Awarded to the top slugger on the Jayhawks' roster.

YEAR	PLAYER	POS
1993	Jeff Niemeier	C
1994	Darryl Monroe	OF
1995	Brandon English	1B
	Josh Igou	OF
1996	Josh Klimer	2B
1997	Justin Headley	OF
1998	Josh Dimmick	C
1999	John Nelson	SS
2000	Doug Dreher	UT
2001	Jesse Gremminger	OF
2002	Ryan Baty	OF
2003	Ryan Baty	1B
2004	Travis Metcalf	3B

2005	A.J. Van Slyke	OF
2006	Gus Milner	OF
2007	Ryne Price	2B
2008	Ryne Price	OF
2009	Tony Thompson	3B
2010	Tony Thompson	3B
	Jimmy Waters	OF
2011	Zac Elgie	1B
2012	Zac Elgie	1B
2013	Alex DeLeon	1B
2014	Connor McKay	OF
2015	Connor McKay	OF
2016	Michael Tinsley	C
2017	Matt McLaughlin	SS
2018	Devin Foyle	OF
2019	Jaxx Groshans	C
2021	Skyler Messinger	3B
2022	Caleb Upshaw	OF
	Nolan Metcalf	C

**TOM HEDRICK
MOST IMPROVED AWARD**

Awarded to the player who has shown the most improvement over the course of the season.

YEAR	PLAYER	POS
2003	Casey Spanish	OF
2004	Ryotaro Hayakawa	RHP
2005	John Allman	OF/DH
2006	Brock Simpson	OF
2007	Buck Afenir	C
2008	Nick Faunce	OF
2009	Brett Bochy	RP
	Brian Heere	OF
2010	Chris Manship	C/DH
2011	Alex DeLeon	C
2012	Tucker Tharp	OF
2013	Justin Protacio	2B
2014	Colby Wright	2B
2015	Blair Beck	1B
2016	Joe Moroney	OF
2017	Zack Leban	RP
2018	Benjamin Sems	SS
2019	Jonah Ulane	RP
2021	Jack Wagner	OF
2022	Ryan Vanderhei	SP

**FORREST HOGLUND
STUDENT-ATHLETE
AWARD**

Awarded to the top student-athlete on the team.

YEAR	PLAYER	POS
1994	David Meyer	P
1995	Alex King	1B
1996	Josh Dimmick	DH
1997	Josh Dimmick	C
1998	Josh Dimmick	C
1999	Brett Kappelmann	OF
2000	Pete Smart	P
2001	Pete Smart	P
2002	Jake Wright	P
2003	Chris Jones	P
	Dan Stucky	IF
2004	Ryan Baty	1B
	Chris Smart	P
2005	Andy Scholl	IF
2006	Justin Ellrich	1B
2007	Justin Ellrich	1B
2008	Justin Ellrich	1B
2009	Nick Faunce	OF

2010	Casey Lytle	OF
2011	Casey Lytle	OF
2012	Tanner Poppe	P
2013	Joe Luvisi	OF
2014	Colin Toalson	P
2015	Joe Luvisi	OF
	Colin Toalson	RP
2016	Matt McLaughlin	SS
	Sean Rackoski	SP
2017	Sean Rackoski	SP
2018	Tanner Gragg	C
2019	Jonah Ulane	RP
2021	Jonah Ulane	RP
2022	Nolan Metcalf	C

**GARY PADGETT TEAM CAPTAIN
AWARD**

Awarded to the players who serve as the team's captains for the season.

YEAR	PLAYER	POS
2003	Ryan Baty	1B
	Casey Spanish	OF
2004	Ryan Baty	1B
	Ryan Knippschild	LHP
	Matt Tribble	OF
2005	Matt Baty	OF
	Ritchie Price	SS
	Sean Richardson	C
2006	Matt Baty	OF
	Don Cxyz	P
	Ritchie Price	SS
2007	John Allman	LF
	Erik Morrison	SS
	Ryne Price	2B
2008	John Allman	OF
	Erik Morrison	SS
	Ryne Price	OF
2009	Buck Afenir	C
	Nick Faunce	OF
	Robby Price	2B
	Paul Smyth	RP
2010	Brian Heere	OF
	Thomas Marcin	RP
	Robby Price	2B
2011	Casey Lytle	OF
	T.J. Walz	SP
	Jimmy Waters	OF
2012	Jordan Jakubov	RP
	Chris Manship	1B/DH
	Jake Marasco	1B
2013	Alex DeLeon	1B
	Jordan Dreiling	3B
	Kevin Kuntz	SS
2014	Ka'iana Eldredge	C
	Jordan Piche'	SP
	Tucker Tharp	OF
2015	Blair Beck	1B
	Justin Protacio	2B
	Taylor Rappaport	Mgr.
2016	Ben Krauth	SP
	Joe Moroney	OF
	Colby Wright	2B
2017	Matt McLaughlin	SS
	John Remick	C
	Stephen Villines	RP
2018	Brendt Citta	OF
	Tanner Gragg	C
	Owen Taylor	1B

2019	Ryan Cyr	SP
	James Cosentino	2B
	Rudy Karre	OF
2020	James Cosentino	INF
	Ryan Cyr	SP
	Blake Goldsberry	RP
2021	Ryan Cyr	SP
	Jonah Ulane	RP
2022	Daniel Hegarty	RP
	Cole Larsen	SP
	Jonah Ulane	RP

**KENT MCCARTHY
MR. JAYHAWK AWARD**

Awarded to the best teammate.

YEAR	PLAYER	POS
2012	Justin Protacio	2B
2013	Alec Hall	Mgr.
2014	Blair Beck	UT
	Ka'iana Eldredge	C
	Tucker Tharp	OF
2015	Blair Beck	1B
	Joe Moroney	OF
2016	Joe Moroney	OF
2017	MJ Farthing	OF
2018	Brandon Johnson	RP
2019	Ryan Ralston	RP
2021	Daniel Hegarty	RP
2022	Daniel Hegarty	SP

KU HALL OF FAMERS

BASEBALL INDUCTEES

INDUCTEE	YEARS AT KU
Jeff Berblinger	1990-93
Dave Bingham	1988-95
Stirling Coward	1964
Don Cxyz	2003-06
Matt Gundelfinger	1978-80
Josh Klimer	1995-96
Steve McGreevy	1963-65
Floyd Temple	1954-81
John Trombold	1952-54
College World Series Team	1993

**INDUCTEES WHO LETTERED
IN BASEBALL**

INDUCTEE	YEARS WITH BASEBALL
Charlie B. Black	1941
Charlie T. Black	1923-24
John Bunn	1926-30
Ray Evans	1942
Charles Hoag	1951
A.C. Lonborg	1917-20
George Mrkonic	1951
Fred Pralle	1937
Gil Reich	1953
John Riggins	1969
Dave Robisch	1969-70
Dean Smith	1951-53
Ralph Sproull	1914-15

JAYHAWKS IN THE MLB DRAFT

1965

NAME	TEAM	RD
Steve McGreevy	Dodgers	14
Dick Ruggles	Yankees	20
Steve Renko, Jr.	Mets	24

1967

NAME	TEAM	RD
Roger Jackson	Reds	11**
Junior Riggins	Mets	11**

1968

NAME	TEAM	RD
Junior Riggins	White Sox	7**
Roger Jackson	Indians	11**

1969

NAME	TEAM	RD
Junior Riggins	Angels	2**

1970

NAME	TEAM	RD
Keith Lieppman	Braves	4**
Paul Womble	Dodgers	5**

1971

NAME	TEAM	RD
Skip James	Giants	5
Keith Lieppman	Athletics	4**
Paul Womble	Mets	5**
Clark Ullom	Twins	7**

1972

NAME	TEAM	RD
Bill Steigemeier	Twins	12

1975

NAME	TEAM	RD
Roger Slagle	Phillies	29

1976

NAME	TEAM	RD
Tom Krattli	Royals	12
Roger Slagle	Yankees	1**

1977

NAME	TEAM	RD
Ron MacDonald	Mets	17

1978

NAME	TEAM	RD
Lee Ice	Royals	FA

1979

NAME	TEAM	RD
Terry Sutcliffe	Dodgers	5
Dan St. Clair	Royals	19
Clay Christiansen	Mets	29
Leon Vickers	Royals	36
Andy Gilmore	Yankees	FA

1980

NAME	TEAM	RD
Matt Gundelfinger	Angels	4
Steve Jeltz	Phillies	9
Clay Christiansen	Yankees	15

1981

NAME	TEAM	RD
Kevin Clinton	Red Sox	6
Russ Blylock	Astros	7

1982

NAME	TEAM	RD
Jim Phillips	Mets	21
Jeff Neuzil	Royals	22
Dick Lewallen	Yankees	31

1983

NAME	TEAM	RD
Jim Phillips	Cubs	20
Mark Gile	Rangers	22
Joe Heeney	Rangers	37
Dick Lewallen	Yankees	FA

1984

NAME	TEAM	RD
Joe Heeney	Yankees	FA

1985

NAME	TEAM	RD
Mike McLeod	Phillies	16
Rob Thomson	Tigers	32

1986

NAME	TEAM	RD
Gary Lang	Rangers	23
Curt Befort	Phillies	FA
Rob Peters	Angels	FA

1988

NAME	TEAM	RD
Scott Taylor	Mariners	15
Jon Pattin	Giants	FA

1989

NAME	TEAM	RD
Jarrett Boesch	Braves	FA
Troy Mentzer	Giants	FA

1990

NAME	TEAM	RD
Curtis Shaw	Athletics	2
Steve Renko III	Expos	23
Pete Simmerson	Expos	FA

1991

NAME	TEAM	RD
Eric Stonecipher	Giants	FA

1992

NAME	TEAM	RD
Curtis Schmidt	Expos	41

1993

NAME	TEAM	RD
Jimmy Walker	Orioles	3
Jeff Berlinger	Cardinals	7
Darryl Monroe	Expos	21
David Meyer	Blue Jays	44
Chris Corn	Padres	80
Jeff Niemeier	Reds	FA
David Soult	Giants	FA

1994

NAME	TEAM	RD
David Meyer	Yankees	7
Darryl Monroe	Tigers	9
Chris Corn	Yankees	21

1995

NAME	TEAM	RD
Jamie Splittorff	Twins	13
Brent Wilhelm	White Sox	28

1996

NAME	TEAM	RD
Isaac Byrd	Cardinals	11
Mario Opipari	Twins	45
Josh Belovsky	Cardinals	FA
Josh Kliner	Diamondbacks	FA

1997

NAME	TEAM	RD
Joe DeMarco	Padres	28
Tim Lyons	Braves	36
Josh Wingerd	Cardinals	FA

1998

NAME	TEAM	RD
Les Walrond	Cardinals	13
Josh Dimmick	Astros	24
Eric Vann	Royals	FA

2000

NAME	TEAM	RD
Brandon O'Neal	Angels	6
John Nelson	Mariners	39

2001

NAME	TEAM	RD
John Nelson	Cardinals	8
Doug Lantz	Indians	14
Brent Del Chiaro	Angels	41
Pete Smart	Brewers	FA

2002

NAME	TEAM	RD
Jeff Davis	Indians	31
Dan Olson	Marlins	32

2003

NAME	TEAM	RD
Tom Gorzelanny	Pirates	2
Casey Spanish	Braves	12
Kenny Falconer	Mariners	24
Travis Metcalf	Twins	38

2004

NAME	TEAM	RD
Travis Metcalf	Rangers	11
Ryan Knippschild	Indians	35
Ryan Baty	Rays	FA
Matt Tribble	White Sox	FA

2005

NAME	TEAM	RD
Mike Zagurski	Phillies	12
Sean Richardson	Twins	19

A.J. Van Slyke	Cardinals	23
Gus Milner	Indians	47
Jacob Jean	White Sox	FA

2006

NAME	TEAM	RD
Don Czyn	Marlins	7
Sean Land	Twins	9
Gus Milner	Phillies	14
Ritchie Price	Mets	18
Jared Schweitzer	Cardinals	30
Kodiak Quick	Tigers	33
Ricky Fairchild	Indians	FA

2007

NAME	TEAM	RD
Zach Ashwood	Cubs	16
Kyle Murphy	Rangers	19
Brock Simpson	Indians	46
Erik Morrison	Pirates	49

2008

NAME	TEAM	RD
Sam Freeman	Cardinals	32
Ryne Price	Giants	33
Nick Czyn	Mariners	35
Andres Esquibel	Mariners	38
Erik Morrison	Rangers	48
John Allman	Indians	FA

2009

NAME	TEAM	RD
David Narodowski	Diamondbacks	15
Shaeffer Hall	Yankees	25
Paul Smyth	Athletics	35
Brian Heere	Red Sox	48
Buck Afenir	Yankees	FA

2010

NAME	TEAM	RD
Tony Thompson	Athletics	6
Robby Price	Rays	13
Brett Bochy	Giants	20
Cameron Selik	Nationals	22
Travis Blankenship	Astros	31
Brian Heere	Indians	41
T.J. Walz	Athletics	50

2011

NAME	TEAM	RD
Colton Murray	Phillies	13
T.J. Walz	Athletics	15
Tanner Poppe	Rays	37
Brandon Macias	Brewers	FA

2013

NAME	TEAM	RD
Alex DeLeon	Cardinals	23
Thomas Taylor	Dodgers	26
Kevin Kuntz	Royals	28
Tanner Poppe	Brewers	31
Frank Duncan	Indians	39

2014

NAME	TEAM	RD
Wes Benjamin	Rangers	5

Frank Duncan	Pirates	13
Michael Suiter	White Sox	24
Jordan Piche'	Angels	28
Tucker Tharp	Mets	30
Robert Kahana	Astros	32

2015

NAME	TEAM	RD
Blair Beck	Rays	FA
Connor McKay	Rangers	FA

2016

NAME	TEAM	RD
Michael Tinsley	Indians	7
Ben Krauth	Indians	16
Sam Gilbert	Athletics	19
Colby Wright	Reds	25

2017

NAME	TEAM	RD
Blake Weiman	Pirates	8
Stephen Villines	Mets	10
Matt McLaughlin	Rockies	12

2018

NAME	TEAM	RD
Jackson Goddard	Diamondbacks	3
Zack Leban	Marlins	12
Devin Foyle	Athletics	17
Brendt Citta	Pirates	38

2019

NAME	TEAM	RD
Ryan Zeferjahn	Red Sox	3
Jaxx Groshans	Red Sox	5

2020

NAME	TEAM	RD
Blake Goldsberry	Rockies	FA

2021

NAME	TEAM	RD
Everhett Hazelwood	White Sox	FA

2023

NAME	TEAM	RD
Collin Baumgartner	Rockies	FA
Cole Elvis	Twins	FA

2024

NAME	TEAM	RD
Hunter Cranton	Mariners	3
Kodey Shojinaga	Phillies	6
Ethan Lanthier	Mets	12
Tegan Cain	Phillies	13
Ben Hartl	Rangers	14
Evan Shaw	Dodgers	16
Reese Dutton	Phillies	FA
J'Briell Easley	Rangers	FA

** - Secondary draft; FA - Free Agent signee;
 (Note: During the late 1960's and early 1970's,
 MLB held secondary drafts in January and June
 in addition to the traditional June amateur draft)

JAYHAWKS IN MLB




Bob ALLISON

1958-70

OF • Raytown, Mo.
Washington Senators, Minnesota Twins

Outfielder Bob Allison was a three-time All-Star during his 13-year Major League career. In 1959, his first full season in the Majors, he won the American League Rookie of the Year award while playing for the Washington Senators. In 1965, after the franchise had moved to Minnesota, Allison made one of the best catches in World Series history in Game 2 against the Los Angeles Dodgers. He finished his career with a .255 batting average and 256 home runs.

YEAR	TEAM	G	AB	R	H	2B	3B	HR	RBI	SB	AVG
1958	Senators	11	35	1	7	1	9	9	9	9	.200
1959	Senators	150	570	83	149	18	9	30	85	13	.261
1960	Twins	144	501	79	126	30	3	15	69	11	.251
1961	Twins	159	556	83	136	21	3	29	105	2	.245
1962	Twins	149	519	102	138	24	8	29	102	8	.266
1963	Twins	148	527	99	143	25	4	35	91	6	.271
1964	Twins	149	492	90	141	27	4	32	86	10	.287
1965	Twins	135	438	71	102	14	5	23	78	10	.233
1966	Twins	70	168	34	37	6	1	8	19	6	.220
1967	Twins	153	496	73	128	21	6	24	75	6	.258
1968	Twins	145	469	63	116	16	8	22	52	9	.247
1969	Twins	81	189	18	43	8	2	8	27	2	.228
1970	Twins	47	72	15	15	5	0	1	7	1	.208
CAREER		1541	5032	811	1281	216	53	256	796	84	.255



Ferrell ANDERSON

1946, 1953

C • Maple City, Kan.
Brooklyn Dodgers, St. Louis Cardinals

Catcher Ferrell Anderson played at KU from 1937-38 and played two seasons in the Major Leagues for the Brooklyn Dodgers and the St. Louis Cardinals. On April 16, 1946, he made his Major League debut with the Dodgers, playing in 79 games. He finished his career playing 18 games with the Cardinals in 1953.

YEAR	TEAM	G	AB	R	H	2B	3B	HR	RBI	SB	AVG
1946	Dodgers	79	199	19	51	10	0	2	14	1	.256
1953	Cardinals	18	35	1	10	2	0	0	1	0	.286
CAREER		97	234	20	61	12	0	2	15	1	.261



Wes BENJAMIN

2020-21

LHP • Winfield, Ill.
Texas Rangers

Left-handed pitcher Wes Benjamin played at KU from 2012-14 and is currently in MLB playing for the Texas Rangers. Benjamin has pitched in the big leagues each of the last two seasons, including making the Opening Day roster in 2021. Benjamin was selected in the 5th round of the 2014 MLB Draft by the Rangers.

YEAR	TEAM	W-L	G	GS	SV	IP	H	ER	BB	SO	ERA
2020	Rangers	2-1	8	1	0	22.1	24	12	7	21	4.84
2021	Rangers	0-2	13	2	0	22.2	29	22	17	19	8.74
CAREER		2-3	21	3	0	45.0	53	34	24	40	6.80



Brett BOCHY

2014-15

RHP • Poway, Calif.
San Francisco Giants

Righty Brett Bochy played six games for the San Francisco Giants from 2014-15. He was a September call-up both seasons and made history as the first pitcher to be managed by his father in the Majors. He was drafted by the Giants in the 20th round of the 2010 draft, after Tommy John surgery prevented him from finishing the season.

YEAR	TEAM	W-L	G	GS	SV	IP	H	ER	BB	SO	ERA
2014	Giants	0-0	3	0	0	3.1	1	2	2	3	5.40
2015	Giants	0-0	4	0	0	3.0	1	0	1	3	0.00
CAREER		0-0	7	0	0	6.1	2	2	3	6	2.84



Jeff BERBLINGER

1997

2B • Wichita, Kan.
St. Louis Cardinals

Second baseman Jeff Berblinger played seven games for the St. Louis Cardinals in 1997. He was a September call-up that season who went 0-for-3 against the Colorado Rockies on Sept. 7 in his Major League debut. He was originally drafted by the Cardinals in 1993, but spent time in the Detroit Tigers' and Los Angeles Dodgers' organizations before returning to the Cardinals in 1997.

YEAR	TEAM	G	AB	R	H	2B	3B	HR	RBI	SB	AVG
1997	Cardinals	7	5	1	0	0	0	0	0	0	.000
CAREER		7	5	1	0	0	0	0	0	0	.000




Herb BRADLEY

1927-29

RHP • Agenda, Kan.
Boston Red Sox

Herb Bradley pitched three seasons with the Boston Red Sox primarily out of the bullpen. He made his Major League debut on May 9, 1927 at Tiger Stadium in Detroit. He earned his only win in the Majors against the Philadelphia Athletics on Sept. 29, 1927. He pitched a career-high 471 innings the following year, but was 0-3. He finished his big league career by pitching in three games in 1929.

YEAR	TEAM	W-L	G	GS	CG	IP	H	ER	BB	SO	ERA
1927	Red Sox	1-1	6	2	2	23.0	16	8	7	6	3.13
1928	Red Sox	0-3	15	5	1	47.1	64	38	16	14	7.23
1929	Red Sox	0-0	3	0	0	4.0	7	3	2	0	6.75
CAREER		1-4	24	7	3	74.1	87	49	25	20	5.93



Clay CHRISTIANSEN

1984

RHP • Wichita, Kan.
New York Yankees

Clay Christiansen pitched one season with the New York Yankees in 1984. He made his Major League debut on May 10, pitching three innings of scoreless relief against the Cleveland Indians. He earned his first of two big league wins, pitching the 10th inning against the Oakland A's and also won a game against the Toronto Blue Jays. Christiansen was originally drafted by the New York Mets in 1979 and also played in the Twins' and Astros' organizations.

YEAR	TEAM	W-L	G	GS	SV	IP	H	ER	BB	SO	ERA
1984	Yankees	2-4	24	1	2	38.2	50	26	12	27	6.05
CAREER		2-4	24	1	2	38.2	50	26	12	27	6.05



Chuck DOBSON

1966-75
RHP • Kansas City, Mo.
New York Yankees

Chuck Dobson pitched in the Majors for nine seasons, including one game for the 1973 World Champion Oakland A's. Signed by the Kansas City A's as a free agent in 1965, Dobson made his big league debut on April 19, 1966, earning a victory over the Minnesota Twins. His best year came in 1970, when he led the league in starts (40) and shutouts (five) and won a career-high 16 games. He signed with the California Angels in 1974, finishing his career the following season.

YEAR	TEAM	W-L	G	GS	SV	IP	H	ER	BB	SO	ERA
1966	Royals	4-6	14	14	1	83.2	71	38	50	61	4.09
1967	Royals	10-10	32	29	4	197.2	172	81	75	110	3.69
1968	Athletics	12-14	35	34	11	225.1	197	75	80	168	3.00
1969	Athletics	15-13	35	35	11	235.1	244	101	80	137	3.86
1970	Athletics	16-15	41	40	13	267.0	230	111	92	149	3.74
1971	Athletics	15-5	30	30	7	189.0	185	80	71	100	3.81
1973	Athletics	0-1	1	1	0	2.1	6	2	2	3	7.71
1974	Angels	2-3	5	5	2	30.0	39	19	13	16	5.70
1975	Angels	0-2	9	2	0	28.0	30	21	13	14	6.75
CAREER		74-69	202	190	49	1258.1	1174	528	476	758	3.78



Bob EDMONDSON

1906, 1908
OF/P • Paris, Ky.
Washington Senators

A pitcher/outfielder, Bob Edmondson played for the Washington Senators in parts of two seasons, completing his big league career in 1908. Edmondson, who attended Lawrence High School, played at KU for just one season, 1898. He made his Major League debut on Sept. 15, 1906 as a pitcher. He appeared in just three games for the Senators that season. In 1908, he played in 26 games in the outfield and hit .188 with four doubles, a triple and two RBIs.

YEAR	TEAM	W-L	G	GS	CG	IP	H	ER	BB	SO	ERA
1906	Senators	0-1	2	1	1	10.0	10	5	2	0	4.50
CAREER		0-1	2	1	1	10.0	10	5	2	0	4.50
YEAR	TEAM	G	AB	R	H	2B	3B	HR	RBI	SB	AVG
1906	Senators	3	3	1	1	0	0	0	0	0	.333
1908	Senators	26	80	5	15	4	1	0	2	0	.188
CAREER		29	83	6	16	4	1	0	2	0	.193



Sam FREEMAN

2012-2020
LHP • Carrollton, Texas
St. Louis Cardinals, Texas Rangers, Milwaukee Brewers, Atlanta Braves

Left-handed pitcher Sam Freeman became the 22nd Jayhawk to play in the Major Leagues on June 1, 2012 when he pitched 2/3 of an inning against the New York Mets. Freeman appeared in 24 games for the Cardinals in 2012, all of them out of the bullpen, posting an 0-2 record and a 5.40 ERA in 20 innings, helping St. Louis win the National League Central for the second-straight season.

YEAR	TEAM	W-L	G	GS	CG	IP	H	ER	BB	SO	ERA
2012	Cardinals	0-2	24	0	0	20.0	17	12	10	18	5.40
2013	Cardinals	1-0	13	0	0	12.1	8	3	5	8	2.19
2014	Cardinals	2-0	44	0	0	38.0	34	11	19	35	2.61
2015	Rangers	0-0	54	0	0	38.1	31	13	25	40	3.05
2016	Brewers	0-0	7	0	0	7.2	13	11	9	8	12.91
2017	Braves	2-0	58	0	0	60.0	48	17	27	59	2.55
2018	Braves	3-5	63	0	0	50.1	41	24	32	58	4.29
2019	Angels	0-0	1	0	0	2.0	3	1	2	0	4.50
2020	Nationals	0-0	7	0	0	5.0	2	1	7	6	1.80
CAREER		8-7	271	0	0	233.2	197	93	136	232	3.58



Dale GEAR

1896-97, 1901
OF/P • Lone Elm, Kan.
Cleveland Spiders, Washington Senators

Utility player Dale Gear played on one of the first KU baseball teams and enjoyed a three-year Major League career with the Cleveland Spiders and the Washington Senators. Gear was an outfielder/pitcher in his three years in the Majors, but also played a game at first base. He became the first Jayhawk to appear in a Major League game when he made his debut on August 15, 1896.

YEAR	TEAM	W-L	G	GS	CG	IP	H	ER	BB	SO	ERA
1896	Spiders	0-2	3	2	2	23.0	35	14	6	6	5.48
1901	Senators	4-11	24	16	14	163.0	199	73	22	35	4.03
CAREER		4-13	27	18	16	186.0	234	87	28	41	4.21
YEAR	TEAM	G	AB	R	H	2B	3B	HR	RBI	SB	AVG
1896	Spiders	4	15	5	6	1	1	0	3	0	.400
1897	Spiders	7	24	3	4	1	0	0	2	2	.167
1901	Senators	58	199	17	47	9	2	0	20	2	.236
CAREER		69	238	25	57	11	3	0	25	4	.239



Tom GORZELANNY

2005-16
LHP • Evergreen Park, Ill.
Pittsburgh Pirates, Chicago Cubs, Washington Nationals, Milwaukee Brewers, Detroit Tigers, Cleveland Indians

Left-handed pitcher Tom Gorzelanny carved out an impressive Major League career, pitching for six different teams. Gorzelanny came up with the Pittsburgh Pirates in 2005, making his Major League debut on Sept. 20.

YEAR	TEAM	W-L	G	GS	CG	IP	H	ER	BB	SO	ERA
2005	Pirates	0-1	3	1	0	6.0	10	8	3	3	12.00
2006	Pirates	2-5	11	11	0	61.2	50	26	31	40	3.00
2007	Pirates	14-10	32	32	1	201.2	214	87	68	135	3.88
2008	Pirates	6-9	21	21	0	105.1	120	78	70	67	6.66
2009	Pirates/Cubs	7-3	22	7	0	47.0	45	29	17	27	5.55
2010	Cubs	7-9	29	23	0	136.1	136	62	68	119	4.09
2011	Nationals	4-6	30	15	0	105.0	102	47	33	95	4.03
2012	Nationals	4-2	45	1	0	72.0	65	23	30	62	2.88
2013	Brewers	3-6	43	10	0	85.1	41	37	31	83	3.90
2014	Brewers	0-0	23	0	0	21.0	22	2	8	23	0.86
2015	Tigers	2-2	48	0	0	39.1	45	26	23	36	5.95
2016	Indians	1-0	7	0	0	3.0	4	7	5	4	21.00
CAREER		50-53	314	121	1	883.2	890	432	387	714	4.40




Harry HUSTON

1906
C • Bellefontaine, Ohio
Philadelphia Phillies

Catcher Harry Huston played in a pair of games for the Philadelphia Phillies in 1906, becoming the second Jayhawk to reach the Major Leagues. He made his big league debut on Sept. 3, 1906, in a doubleheader against the Brooklyn Superbas, who were later renamed the Dodgers. Huston had four Major League at bats, drawing a walk. His final game was on Sept. 19, against the St. Louis Cardinals.

YEAR	TEAM	G	AB	R	H	2B	3B	HR	RBI	SB	AVG
1906	Phillies	2	4	0	0	0	0	0	0	0	.000
CAREER		2	4	0	0	0	0	0	0	0	.000




Philip "Skip" JAMES

1977-78

1B • Elmhurst, Ill.
San Francisco Giants

First baseman Skip James played in parts of two seasons for the San Francisco Giants after being drafted by the club in 1971. James made his Major League debut as a pinch hitter on Sept. 12, 1977 against the Atlanta Braves. James got his first Major League hit a few days later, a double off of Cincinnati Reds' pitcher Mario Soto. He spent much of the 1978 season as a defensive replacement for Giants' legend Willie McCovey. He appeared in 41 games, collecting 21 at bats. James retired following a short stint in the Milwaukee Brewers' minor league system.

YEAR	TEAM	G	AB	R	H	2B	3B	HR	RBI	SB	AVG
1977	Giants	10	15	3	4	1	0	0	3	0	.267
1978	Giants	41	21	5	2	1	0	0	3	1	.095
CAREER		51	36	8	6	2	0	0	8	1	.167



Steve JELTZ

1983-90

INF • Lawrence, Kan.
Philadelphia Phillies, Kansas City Royals

Infielder Steve Jeltz played seven seasons for the Philadelphia Phillies in the 1980's and ended his career with the Kansas City Royals in 1990. Jeltz made his Major League debut against Cincinnati on July 17, 1983, entering the game as a defensive replacement. Perhaps Jeltz' most memorable game came in his final season with the Phillies. On June 8, 1989, Jeltz was inserted at second base in the second inning and homered twice, once from each side of the plate, to lead Philadelphia's charge for a 15-11 come-from-behind win. Jeltz finished his career by playing 74 games for the Royals in 1990.

YEAR	TEAM	G	AB	R	H	2B	3B	HR	RBI	SB	AVG
1983	Phillies	13	8	0	1	0	1	0	1	0	.125
1984	Phillies	28	68	7	14	0	1	1	7	2	.206
1985	Phillies	89	126	17	37	4	1	0	12	1	.189
1986	Phillies	145	439	44	96	11	4	0	36	6	.219
1987	Phillies	114	293	37	68	9	6	0	12	1	.232
1988	Phillies	148	379	39	71	11	4	0	27	3	.187
1989	Phillies	116	263	28	64	7	3	4	25	4	.243
1990	Royals	74	103	11	16	4	0	0	10	1	.155
CAREER		727	1749	183	367	46	20	5	130	18	.210




Travis METCALF

2007-08

3B • Manhattan, Kan.
Texas Rangers

Travis Metcalf made his Major League debut in May of 2007 and spent the second half of the season with the Texas Rangers. He enjoyed a memorable August night in Baltimore, belting his first career grand slam in Texas' 30-3 rout in the first game of a doubleheader. Metcalf finished the season hitting .255 with five home runs, 21 RBIs and 12 doubles. Metcalf followed up his 2007 campaign with a split year between AAA and the majors. Metcalf played in 23 games and hit six home runs, averaging a round-tripper once every 9.3 at bats.

YEAR	TEAM	G	AB	R	H	2B	3B	HR	RBI	SB	AVG
2007	Rangers	57	161	25	41	12	1	5	21	0	.255
2008	Rangers	23	56	11	13	2	0	6	14	0	.232
CAREER		80	217	36	54	14	1	11	35	0	.249



Larry MILLER

1964-66

LHP • Topeka, Kan.
Los Angeles Dodgers, New York Mets

Larry Miller pitched three seasons in the Major Leagues for the Los Angeles Dodgers and New York Mets. He made his debut on June 21, 1964, against the Cincinnati Reds, going 6 1/3 innings, allowing two runs on five hits in a 2-1 Reds win. Miller picked up his first Major League win on July 15 of that year, scattering seven hits and three runs over 7 1/3 innings against the St. Louis Cardinals. He was dealt to the New York Mets following the 1964 season and appeared in 28 games, mostly as a relief pitcher, in 1965. In 1966, he saw action in four more games.

YEAR	TEAM	W-L	G	GS	SV	IP	H	ER	BB	SO	ERA
1964	Dodgers	4-8	16	14	1	79.2	87	37	28	50	4.18
1965	Mets	1-4	28	5	0	57.1	66	32	25	36	5.02
1966	Mets	0-2	4	1	0	8.1	9	7	4	7	7.56
CAREER		5-14	48	20	1	145.1	162	76	57	93	4.71



Colton MURRAY

2015-16

RHP • Overland Park, Kan.
Philadelphia Phillies

A September call-up in 2015, Colton Murray made his major league debut Sept. 2 against the New York Mets. He went on to appear in eight games during the season and tossed 7 and 2/3 innings. In 2016, he saw action in 24 games, throwing 31 and 2/3 innings out of the bullpen. He was drafted in the 13th round of the 2011 MLB draft by the Philadelphia Phillies.

YEAR	TEAM	W-L	G	GS	SV	IP	H	ER	BB	SO	ERA
2015	Phillies	0-1	8	0	0	7.2	11	5	2	9	5.87
2016	Phillies	1-1	24	0	0	31.2	34	22	13	31	6.25
CAREER		1-2	32	0	0	39.1	45	27	15	40	6.18



John NELSON

2006

1B • Denton, Texas
St. Louis Cardinals

Infielder John Nelson made his Major League debut on Sept. 7, 2006, entering a game at Arizona as a pinch hitter in the ninth inning. Nelson appeared in eight games for the World Champion St. Louis Cardinals in 2006, collecting five at bats and two runs scored. He was an eighth-round selection by the Cardinals in the 2001 draft.

YEAR	TEAM	G	AB	R	H	2B	3B	HR	RBI	SB	AVG
2006	Cardinals	8	5	2	0	0	0	0	0	0	.000
CAREER		8	5	2	0	0	0	0	0	0	.000




Ray PIERCE

1924-26

LHP • Emporia, Kan.
Chicago Cubs, Philadelphia Phillies

Ray Pierce pitched in the big leagues for three seasons with the Chicago Cubs and Philadelphia Phillies. He made his Major League debut on May 12, 1924, against the Brooklyn Dodgers. After moving on to Philadelphia, Pierce earned his first big league victory in relief in the Phillies' 11-8 win over Cincinnati. He went on to go 5-4 that season and 2-7 in his final year in the big leagues.

YEAR	TEAM	W-L	G	GS	SV	IP	H	ER	BB	SO	ERA
1924	Cubs	0-0	6	0	0	7.1	7	6	4	2	7.36
1925	Phillies	5-4	23	8	4	90.0	134	55	24	18	5.50
1926	Phillies	2-7	37	7	1	84.2	128	53	35	18	5.63
CAREER		7-11	66	15	5	182.0	269	114	63	38	5.64




Steve RENKO JR.
1969-83

RHP • Kansas City, Kan.
Montreal Expos, Chicago Cubs, Chicago White Sox, Oakland A's,
Boston Red Sox, California Angels, Kansas City Royals

Journeyman pitcher Steve Renko had a 14-year big league career after playing at KU in the mid-1960's. The righty made his debut on June 27, 1969, for the Montreal Expos. He went on to a 6-7 record as a rookie with the expansion Expos. His best year was in 1973, when he went 15-11 with a 2.81 ERA - seventh-best in the league. He was traded to the Cubs midseason of 1976 and then again to the Chicago White Sox the next season. He ended his career playing for six different teams in his final seven seasons. His final season, he returned to his hometown of Kansas City, making 17 starts for the Royals in 1983.

YEAR	TEAM	W-L	G	GS	SV	IP	H	ER	BB	SO	ERA
1969	Expos	6-7	18	15	4	103.1	94	46	50	68	4.01
1970	Expos	13-11	41	33	7	222.2	203	107	104	142	4.32
1971	Expos	15-14	40	37	9	275.2	256	115	135	129	3.75
1972	Expos	1-10	30	12	0	97.0	96	56	67	66	5.20
1973	Expos	15-11	36	34	9	249.2	201	78	108	164	2.81
1974	Expos	12-16	37	35	8	227.2	222	102	81	138	4.03
1975	Expos	6-12	31	25	3	170.1	175	77	76	99	4.07
1976	Expos	0-1	5	1	0	13.0	15	8	3	4	5.54
	Cubs	8-11	28	27	4	163.0	164	70	43	112	3.86
1977	Cubs	2-2	13	8	0	51.1	51	26	21	34	4.56
	White Sox	5-0	8	8	0	53.1	55	21	17	36	3.54
1978	Athletics	6-12	27	25	3	151.0	152	72	67	89	4.29
1979	Red Sox	11-9	27	27	4	171.0	174	78	53	99	4.11
1980	Red Sox	9-9	32	23	1	165.1	180	77	56	90	4.19
1981	Angels	8-4	22	15	0	102.0	93	39	42	50	3.44
1982	Angels	11-6	31	23	4	156.0	163	77	51	81	4.44
1983	Royals	6-11	25	17	1	121.1	144	58	36	54	4.30
	CAREER	134-146	451	365	57	2494.0	2438	1107	1010	1455	3.99




Curt SCHMIDT
1995

RHP • Miles City, Mont.
Montreal Expos

Curt Schmidt pitched in the Majors for the Montreal Expos during the 1995 season. Drafted by the Expos in the 1992 amateur draft, he made 11 appearances in his big league career, throwing 10 1/3 innings without a decision. He made his Major League debut on April 28, 1995, against the Chicago Cubs, pitching a scoreless fifth inning at Wrigley Field. He pitched his final game on Sept. 29 against the Cincinnati Reds.

YEAR	TEAM	W-L	G	GS	SV	IP	H	ER	BB	SO	ERA
1995	Expos	0-0	11	0	0	10.1	15	8	9	7	6.97
	CAREER	0-0	11	0	0	10.1	15	8	9	7	6.97




Roger SLAGLE
1979

RHP • Wichita, Kan.
New York Yankees

Roger Slagle pitched in one game for the New York Yankees in 1979, retiring all six batters he faced on Sept. 7 against the Detroit Tigers at Tiger Stadium. Slagle was a first-round selection by the Yankees in the 1976 amateur draft. He was drafted two other times prior to being selected by the Yankees, but decided to return to KU each time.

YEAR	TEAM	W-L	G	GS	SV	IP	H	ER	BB	SO	ERA
1979	Yankees	0-0	1	0	0	2.0	0	0	0	2	0.00
	CAREER	0-0	1	0	0	2.0	0	0	0	2	0.00



Scott TAYLOR
1995

RHP • Topeka, Kan.
Texas Rangers

Scott Taylor made three starts on the mound for the Texas Rangers in 1995. The 15th-round draft pick of the Seattle Mariners went 1-2 in his big league career, defeating the Oakland Athletics 5-4 on Aug. 2. In that game, he allowed four runs on eight hits over five and 2/3 innings. He made his Major League debut on July 28 against the Boston Red Sox. His final start came on Aug. 7 against the California Angels.

YEAR	TEAM	W-L	G	GS	SV	IP	H	ER	BB	SO	ERA
1995	Rangers	1-2	3	3	0	15.1	25	16	5	10	9.39
	CAREER	1-2	3	3	0	15.1	25	16	5	10	9.39



Les WALROND
2003, 2006-08

LHP • Muskogee, Okla.
Kansas City Royals, Chicago Cubs, Philadelphia Phillies

Les Walrond made his Major League debut for the Kansas City Royals on June 8, 2003, in interleague play against the Colorado Rockies. He pitched in seven games for the Royals that season, going 0-2 while striking out six. After two seasons in the minors, Walrond returned to the Major League ranks in 2006, appearing in 10 games for the Chicago Cubs. The lefty made his first big league start Aug. 27, 2006, at Busch Stadium in St. Louis. He made a third trip back to the Majors with the World Champion Philadelphia Phillies in 2008.

YEAR	TEAM	W-L	G	GS	SV	IP	H	ER	BB	SO	ERA
2003	Royals	0-2	7	0	0	8.0	11	9	7	6	10.13
2006	Cubs	0-1	10	2	0	17.1	19	12	12	21	6.23
2008	Phillies	1-1	6	0	0	10.1	13	7	9	12	6.10
	CAREER	1-4	23	2	0	35.2	43	28	28	39	7.07



Mike ZAGURSKI
2007, 2010-13, 2018

LHP • Omaha, Neb. • Philadelphia Phillies, Arizona Diamondbacks,
Pittsburgh Pirates, New York Yankees, Milwaukee Brewers

Mike Zagurski made his Major League debut during the 2007 season, but unfortunately was not part of the Phillies' playoff run due to injury. The 2005 draft pick appeared in 25 games for Philadelphia and compiled a 1-0 record with 21 strikeouts in 21 1/3 innings pitched in his rookie year. After missing the entire 2008 season, Zagurski returned to the Major Leagues in 2010 and pitched in eight games for the Phillies. He was traded to the Arizona Diamondbacks at the end of the 2011 season and appeared in 45 games for Arizona in 2012. He posted a 5.54 ERA in 37 1/3 innings with 19 walks and 34 strikeouts. Zagurski started the 2013 season in the National League for the Pittsburgh Pirates before taking the mound for the New York Yankees in the American League. The journeyman returned to the big leagues in 2018 with Milwaukee.

YEAR	TEAM	W-L	G	GS	SV	IP	H	ER	BB	SO	ERA
2007	Phillies	1-0	25	0	0	21.1	25	14	11	21	5.91
2010	Phillies	0-0	8	0	0	7.0	8	8	5	11	10.29
2011	Phillies	0-0	4	0	0	3.1	4	2	3	4	5.40
2012	D-backs	0-0	45	0	0	37.1	37	23	19	34	5.54
2013	Pirates	0-0	6	0	0	6.0	10	10	8	5	15.00
2013	Yankees	0-0	1	0	0	0.1	1	2	0	0	54.00
2018	Brewers	0-1	2	0	0	1.0	5	7	2	1	63.00
	CAREER	1-0	89	0	0	75.1	85	59	46	75	7.05



Ryan ZEFERJAHN

2024-PRESENT

RHP • Topeka, Kan.
Los Angeles Angels

Ryan Zeferjahn was called up by the Los Angeles Angels on Aug. 23, 2024 and made his MLB debut on Aug. 25, 2024 at Toronto where he struck out four batters. Zeferjahn was originally drafted by the Boston Red Sox organization in the third round of the 2019 MLB Draft. In his first season in the big leagues, Zeferjahn posted a 3:1 strikeout-to-walk ratio.

YEAR	TEAM	W-L	G	GS	SV	IP	H	ER	BB	SO	ERA
2024	Angels	0-0	12	0	0	17.0	7	4	6	18	2.12
CAREER		0-0	12	0	0	17.0	7	4	6	18	2.12



JAYHAWKS AS MANAGERS IN MLB



Rob THOMSON

2022-Present

C • Sarnia, Ontario, Canada
Philadelphia Phillies

Playing/Coaching History


1982 – St. Clair County Community College (Mich.)
1983-85 – University of Kansas
1985-88 – Detroit Tigers (player)
1988-89 – Detroit Tigers (coach)
1990-2017 – New York Yankees
2018-Present – Philadelphia Phillies

KANSAS CAREER (1983-85)

- Played three seasons as a catcher at Kansas
- Highest single-season batting average in program history in 1984 (.443)
- Career .369 hitter (fifth-highest career batting average in program history)
- Career .570 slugging percentage (sixth-highest career slugging percentage in program history)
- Career .448 on-base percentage (ninth-highest career on-base percentage in program history)
- Led the team and Big Eight Conference in hits (70), doubles (18) and batting average (.443) in 1984
- Led the team in hits (58), doubles (16), batting average (.389), runs (41), home runs (9), RBI (43), slugging percentage (.678) in 1985
- Awarded the Gib Francis MVP Award in 1984 and 1985 as voted on by his teammates
- Honorable All-Big Eight Mention in 1984, missing the first team by one vote
- Played one year as St. Clair County Community College (Mich.) in 1982 before transferring to Kansas

COACHING/MANAGING CAREER (1988-Present)

- Led the Phillies to the 2022 World Series and the 2023 NLCS; National League Champions in 2022
- Interim tag removed from his title on October 10, 2022; given a two-year contract extension
- Named the interim manager for the Phillies on June 3, 2022 following the dismissal of Joe Girardi
- Named Phillies bench coach on December 5, 2017; also in charge of coordinating spring training
- Spent 28 years as member of the New York Yankees organization (1990-2017), including 10 on the major league coaching staff as the bench coach (2008, 2015-17) and 3rd base coach (2009-14)
- Stood in as manager for Girardi for three games in 2008, and was believed to be the first Canadian to manage or stand in to manage a major league game since 1934 (Pittsburgh's George "Mooney" Gibson)
- Went 1-2 in those games as manager, although the totals counted toward Girardi's managerial record
- Served as New York's major league field coordinator in 2007 after spending three seasons (2004-06) as a special assignment instructor
- Was named New York's director of player development in 2000, holding the position until his promotion to vice president of minor league development prior to 2003
- Moved into New York's front office as a field coordinator in 1998 after spending two seasons (1996-97) as 3rd base coach for Columbus (AAA)
- Spent the 1995 season as manager of Oneonta (A) in the New York-Penn League after spending five years (1990-94) as a coach in New York's minor league system
- Joined the New York Yankees organization in 1990 as a 3rd base coach for Fort Lauderdale (A)
- Represented Detroit at an MLB clinic in 1989
- Coached briefly in Detroit's minor league system during the 1988 season



MLB PLAYING CAREER (1985-88)

- Selected by Detroit in the 32nd round of the June 1985 draft
- Played four minor league seasons in Detroit's farm system from 1985-88
- Made it as high as Class A in the Tigers minor league system
- Played in 136 games as a catcher, 55 at 3rd base, four at 1st base and one each at 2nd base and pitcher

CANADA PLAYING CAREER

- Member of the 1984 Canadian Olympic team in Los Angeles
- Played for the Canadian National team in the 1981 World Friendship Series
- All-Canadian selection in 1980 and 1981



KANSAS

YEAR	SCHOOL	G	AB	R	H	2B	3B	HR	RBI	SB	AVG
1983	Kansas	29	91	9	19	1	0	0	7	1	.209
1984	Kansas	46	158	27	70	18	0	6	40	2	.443
1985	Kansas	50	149	41	58	16	0	9	43	2	.389
	CAREER	125	398	77	147	35	0	15	90	5	.369

MLB (DETROIT TIGERS)

YEAR	CLUB	G	AB	R	H	2B	3B	HR	RBI	SB	AVG
1985	Bristol	2	5	0	0	0	0	0	0	0	.000
	Gastonia	39	123	7	23	5	0	1	10	0	.187
1986	Gastonia	94	298	42	75	11	1	4	38	1	.252
	Lakeland	8	22	2	4	1	0	1	4	0	.182
1987	Lakeland	71	206	21	47	12	0	1	22	2	.228
1988	Lakeland	2	7	0	0	0	0	0	0	0	.000
	CAREER	216	661	72	149	29	1	7	74	3	.225

LETTERWINNERS

NAME	YEARS
Abercrombie, Keith	1961-63
Ackley, Christopher	1981-84
Adams, Jake	2019-22
Adams, John	1966
Adler, Grant	2024
Afenir, Buck	2006-09
Afenir, Joven	2014-16
Ahuna, Maui	2021-22
Alford, Eugene	1942
Allen, Forrest	1906-07
Allen, Glenn	1943
Allen, Harry	1902-03
Allen, Robert	1941
Allen, Payton	2022
Allinder, Robert	1973-76
Allison, Bob	1954
Allman, John	2005-08
Allphin, Clyde	1900-03
Ames, L.	1903
Ammons, Earl	1911
Anderson, Bernard	1937
Anderson, Ferrell	1937-38
Anderson, Kenneth	1946
Anderson, S.A.	1947
Anderson, Severt	1927-28
Anderson, Thomas	1969
Anderson, Verle	1947
Andress, Mike	1987
Andrews, Steven	2022-23
Angney, Haughey	1908
Angney, Urban	1907-08
Anthony, Ryan	2006
Appling, Charles	1952
Appuhn, Jason	1999-2003
Armstrong, Cole	2002
Armstrong, David	1925
Arnold, Nate	2012
Ascanio, Gary	1966-68
Ash, Ed, Jr.	1958
Ash, Ed, Sr.	1929-30
Ashby, Lenny	2024
Asher, Brooks	2017-20
Ashwood, Zach	2007
Auckland, Dan	1998
Aungst, Don	1954
Austin, Gene	1931
Ayala, Arturo	1992

NAME	YEARS
Bacon, Joel	1991-92
Bailey, Clare	1905-07
Bailey, Derek	2004-05
Bailey, Josh	1997-98
Baird, Clay	1993-96
Baker, Jake	2020-24
Bakula, Luke	2017-18
Bard, Mike	1990-91
Barnett, A.	1899-1901
Barrett, Casey	1995-98
Barry, Nathan	2019-21
Bartow, Bobby	2002
Bascue, Kevin	1983
Baty, Matt	2003-06
Baty, Ryan	2000-04

Baumgartner, Collin	2023
Baxter, Walter	1932
Beck, Blair	2014-15
Bedford, Kevin	2007
Befort, Curt	1986
Beims, Ramie	1940-41
Belovsky, Josh	1996
Bender, Heath	1994
Benjamin, Wes	2012-14
Benkelman, Charles	1912
Benninghoff, Dan	1988-89
Benninghoff, Joel	1991-93
Berblinger, Jeff	1990-93
Bereczky, Bert	1972
Bergsten, Harold	1953-54
Berner, Matt	2005-08
Bertuzzi, Dick	1946-49
Bessolo, Mike	2004-05
Bether, Charles	1951-52
Bilyeu, Tom	1987-88
Birdsall, Mitchell	2023-24
Bishard, Thomas	1966-68
Bisho, Kahi	2019-20
Bishop, K.G.	1913-14
Bishop, Tom	1929-31
Black, Charles T.	1923-24
Black, Charlie	1941
Blaeker, James	1909

BLAKE, BRADY	2024-
Blankenship, Ben	1998-99
Blankenship, Travis	2009-10
Blaylock, Russ	1980-81
Bloomer Sr., Joe	1921-23
Bloss, A.L.	1906-07
Blowey, Dick	1955
Bochy, Brett	2008-10
Boesch, Jarrett	1986-89
Bogdan, Rick	1977-78
Bohn, Michael	1982-83
Bolen, Daniel	1924
Bollman, Brett	2008-10
Bothof, Tyson	2002-04
Boyd, Joe	1921-23
Boyd, William	1982-83
Boyer, Kelson	2009
Boylan, Jacob	2013-15
Boyle, Henry	1902-03
Bradford, Ethan	2023-24
Bradley, Mike	1992
Bradley, Richard	1972-73
Brady, Sam	2021-23

BRASOSKY, GAVIN	2023-
Brass, Clifford	1938-39
Brass, James	1937
Brazda, Larry	1973
Brazil, Jimmy	1932
Brenneisen, Charles	1930-31
Breyfogle, Todd	1992
Broadbent, Charles	1903
Brock, Roger	1961-63
BROOKS, MICHAEL	2023-
Brose, John	1952-54
Brown, Andrew	1904-06
Brown, Jerry	1963
Brown, Jordan	2011-12
Brunansky, Jason	2009-12

Brune, Danny	1942, 1949
Bryant, Marion	1960
Bryson, Cliff	1998
Buchanan, Tom	1988-89
Buda, Santo	1965-67
Budrick, Dudley	1955
Bukaty, Frank	1939
Bumgardner, Hubert	1962
Bunn, John	1939-41
Burdick, W.L.	1909
Burge, John	1939-41
Burk, Kevin	2009-10
Burnham, Casey	2019-22
Buzard, Charles	1984-85
Buzick, William	1911-13
Byrd, Isaac	1995-96
Byrn, John	1986-87
Byrn, Mike	1988-89

C	YEARS
Cadwalader, Eldreth	1938-40
Cain, Tegan	2024
Call, Colin	1999
Callahan, JD	2024
Callahan, Ryan	2022
Camara, Gerry	1990-91
Campbell, Bill	1923
Campbell, Jewell	1932
Carlson, John	1907-09
Carpio, Ken	1970-71
Carroll, E.	1898-99
Case, Randy	1998
Cashero, Hunter	2023-24
Castonguay, Tony	2021-22
Cavanaugh, James	1949-50
Cave, Steve	1938
Chalfont, Claude	1927
Chamberlain, F.	1898
Chana, Fred	1964, 1966
Chase, F.	1903
Childs, Ralph	1925, 1927-28
Chinery, Ralph	1914-16
Christensen, Chuck	1984-85
Christiansen, Clay	1977-79
Christie, Dan	1984-85
Citta, Brendt	2018
Clark, Knolton	2022
Claunch, Orville	1930
Clinkenbeard, Bill	1959
Clinton, Kevin	1980-81
Cobb, Jackson	2023
Cobb, Jackson	2020
Cochran, Steve	2007
Coffin, Warner	1937
Combs, Cooper	2024
Conklin, Raymond	1938
Conn, Bob	1954-56
Cooley, Gerald	1930-32
Coolidge, J.R.	1912-13
Cooper, Thomas	1965-66
Coplen, Dennis	1981-84
Corder, Robert	1943
Corder, Steve	1971-73
Cordill, Randall	1967-68
Corley, Tyson	2005
Corn, Chris	1991-94

Corrigan, John	1926
Corson, Mark	1997-99
Cosentino, James	2017-21
Coward, Stirling	1964
Cowgill, R.T.	1920
Cox, Alex	2011
Cox, Jeff	1984
Cox, Robert	1972-73
Cox, Zac	2021-23
Cranford, Collier	2023-24
Cranton, Hunter	2023-24
CRAWFORD, KASEY	2024-
Crosswhite, William	1926
Culp, David	1964
Culp, Don	1959-60
Culp, Ralston	1929
Culp, Wayne	1927-29
Curnane, Reyce	2022
Curry, A.E.	1900-02
Curry, F.H.	1898
Curtis, Jake	2022
Custer, Cecil	1920-22
Cymrot, Jonathan	2022
Cyr, Ryan	2018-21
Czyz, Don	2003-06
Czyz, Nick	2006-08

D	YEARS
Dalton, Ben	1953-55
Dater, Eddie	1956-57
David, Donald	1966
Davis, Eli	2019-21
Davis, Jeff	1999-2002
Davis, Justin	2001
Davis, Murray	1923-24
Davis, Tyler	2015-18
Dean, Mike	1996-97
Deichmann, Fred	1911
Del Chiaro, Brent	2000-01
DeLeon, Alex	2010-13
Delongy, H.P.	1913-15
DeLuna, Louis	1947-50
DeMarco, Joe	1994-97
Dennis, Andrew	2023
Denzer, Ty	2016-17
DePlus, Mike	1974
DerManuel, Mike	1964-65
DeSantis, Anthony	2019
Dickerson, Gary	1968
Diehl, Walter	1947
Diekman, Jeff	1979
DIGGINS, CHASE	2024-
Dillon, Jacob	2022
Dillion, Larry	1970
Dimmick, Josh	1995-98
Dylan Ditzenberger	2019-22
Dixon, Don	1955-56
Dodson, Charles	1964
Dodson, Richard	1977-78
Doherty, Phillip	1982-85
Donaldson, Barry	1956-58
Doolittle, Joe	1959
Dorney, Thomas	1960-61
Doubleday, F.E.	1908
Dougan, Kolby	2022-24
Douglas, Casey	2015-18

Douglas, Gene	1959
Dowling, Steve	1988-89
Doyle, L.C.	1910
Dreher, Doug	1998-2001
Dreiling, James	1965
Dreiling, Jordan	2010-13
Dudley, Mike	2004-05
Dugan, Ralph	1938-40
Duncan, Frank	2011-14
Dunigan, Cleveland	1959
Dunlap, Travis	2004-05
Dunne, Edgar	1924
Dunnichay, Jacob	2010-11
Duran, Josh	2003
Dutton, Reese	2024

E	YEARS
Easley, J'Briell	2023-24
Ebel, Karl	1949
Ebnotner, J.R.	1913
Ebo, Blake	2020
Edmondson, Robert	1898
Edwards, Hayden	2013-16
Eldredge, Ka'iana	2011-14
Elgie, Zac	2009-12
Ellenbecker, Max	2007-08
Ellis, Carl	1949-50
Ellrich, Justin	2006-08
Elvis, Cole	2023
Engleken, Zack	2019
English, Brandon	1994-95
English, Jake	2021-24
Enoch, Bill	1952
Esquibel, Andres	2007-08
Estes, Steve	1986-87
Evans, Jerry	1971-73
Evers, Stone	2022-23
Evilsizer, Jim	1961-62
Evliszer, Robert	1966-68

F	YEARS
Fairchild, Ricky	2006
Fairchild, Roy	1921-22
Falconer, Kenny	2003
Fanning, Richard	1962-64
Farmer, Kevin	2001-02
Farrell, John	1909-11
Farthing, MJ	2014-17
Farthing, Neil	1994-95
Faunce, Nick	2006-09
Fearon, Chris	2016
Fencyk, John	1948
Fenitny, Gary	1955-57
Fenton, Bill	1965
Filkin, Lawrence	1932
Fink, Jack	1948
Finnerman, Mike	1973-74
Fisher, Paul	1929-31
Fiss, Galen	1951-53
Fiss, Verne	1954-55
Fitch, Michael	2005
Fleeman, Clayton	1979, 1981
Florell, Nate	1994
Flynn, Sean	2003
Foster, Lewis	1918-19
Foyle, Devin	2016-18

Francis, Jon	1983
Frank, Nick	1996-97
Frazier, Glenn	1921-23
Frebert, F.W.	1899-1900
Freed, Ralph	1948
Freese, Hunter	2019-20
French, Bud	1946-49

G

NAME	YEARS
Garcia, Hiarali	2007-08
Gardner, Timothy	1964
Garner, Brandon	1999
Garola, Robert	1994-95
Gatson, Tom	1974
Gerety, Tyler	2022-24
Gibbens, Daniel	1942
Gibbens, L.D.	1916
Gibbs, George	1908-09
Gibson, Joel	1982-83
Gibson, Matthew	1980-83
Gilbert, Sam	2015-16
Gile, Mark	1982-83
Gilkison, Paul	1948
Gillette, F.A.	1903-04
Gilman, Dick	1947-49
Gilmore, Andy	1975-78
Gish, Sam	2000-01
Glass, Bill	1972-73
Glenn, John	1983-85
Goddard, Jackson	2016-18
Goldsberry, Blake	2016-20
Goldstein, Steve	2015-16
Good, Jake	1997
Good, Wendell	1943
Goodson, John	1949
Goodwin, H.W.	1918
Gorman, George	1947
Gorzellanny, Tom	2002
Goset, Travis	2005
Gragg, Tanner	2015-18
Graham, Dan	1978-80
Grant, Parker	2023
Grassanovits, Peyton	2017
Gray, Brian	1978-81
Gray, R.M.	1920-21
Greene, Delmar	1941-42
Greene, Mike	1992-93
Gremminger, Jesse	2000-01
Griffin, Bill	1974-76
Griggs, S.W.	1898-99
Groshans, Jaxx	2017-19
Gulledge, Dale	1956-57
Gundelfinger, Matt	1978-80

H

NAME	YEARS
Haarer, Toby	2023
Halastik, Bob	1978-79
Hall, Ed	1939, 1941
Hall, Harry	1947
Hall, J.A.	1899-1901
Hall, Shaeffer	2008-09
Halleck, Craig	1915-17
Haller, C.A.	1909-11
Halpin, Eddie	1924-26
Hamilton, Frank	1953
Hammer, Lucien	1948
Hammond, Jack	2022
Hander, Jon	2014-16, 18
Handley, Jack	1931

Hanlon, F.B.	1910
Hanna, Jim	1990-91
Hanna, Zach	2020
Hannifan, Mark	1975-76
Hansen, Robert	1971
Hanson, Brett	1999
Hanson, Karl	1958-59
Hardesty, Clint	1993-94
Harkins, Dan	1969
Harlan, H.E.	1907-09
Harmon, Mike	1975
Harms, Marvin	1919-20
Harrell, George	1915
Harrington, Corey	1999
Harris, Curtis	1951
Harris, Darin	1988-89
Harris, Vic	1978-79
Hart, Peter John	1984-86
Hart, Taylor	2011-12
Hartl, Ben	2024
Harvey, Arthur	1908-10
Hatton, Ed	1930-31
Hayakawa, Ryotaro	2004-07
Hayden, Irvin	1946
Hayes, Lance	2002-03
Hazelwood, Everhett	2020-21
Headley, Justin	1994-97
Heck, Dan	1972
Heeney, James	1980-83
Heeney, John	1983-86
Heeney, Joseph	1981-84
Heere, Brian	2008-10
Hegarty, Daniel	2018-22
Heilstand, Beryl	1927
Heineman, Tim	1980-81
Heinrich, Carl	1974-77
Heitholt, Bill	1953-55
Heitshusen, Scott	2010-11
Heizer, Bob	1909-10
Hellman, Gene	1946
Helm, Rocky	1987-88
Helvern, Lewis	1912-14
Henry, Edmond	1904
Henry, Paul	1985-87
Hensley, Kenneth	1960-62
Hensley, Larry	1939-40
Heppler, Loren	1949
Herbst, Greg	2008-09
Herd, Ronald	1947
Hernandez, Aaron	2014
Hertzell, Justin	1999
Hetherington, Hale	1906-07
Hewitt, Forrest	1924-26
Hewlett, Stone	2021-23
Hicks, Carl	1909-11
Hicks, David	1979
Hicks, Walter	1950-52
Higgins, Danny	1970
Higgins, John	1975-78
Hill, Forrest	1942
Hill, Harrison	1999
Hill, James	1926-28
Hinkle, Brad	1987-90
Hixon, Harold	1954
Hobbs, Monty	1975-78
Hodges, Alex	1924
Hodges, William	1942
Hoefer, Brian	2000
Hoffman, Charles	1942

Hogan, William	1946-48
Hoglund, Forrest	1954-56
Holcom, Paul	1937-39
Holler, Tom	1959-61
Holmer, Robert	1941
Holmes, C.P.	1907
Holmes, Clarence	1907
Holmes, Pat	2002-03
Holsinger, Tavis	1982-83
Holt, Carter	2006
Honan, William	1951
Horak, Henry	1940
Hoskison, R. Keith	1982
Houfek, Craig	1986, 1988-90
Houglund, Tom	2011-14
Houk, Darrell	1950-51
Housh, A.E.	1898-1900
Huff, W.M.	1909-10
Hulett, Marshall	1942
Hulteen, George	1930-31
Hummel, Mark	1989-90
Hunt, Robert	1940
Hunt, Sam	2023-24
Hunter Jr., T.P.	1941-42

I

NAME	YEARS
Ice, Lee	1976-78
Ingou, Josh	1992-95
Ingram, Michael	1983-86
Ireland, Sam	2023-24
Isenberger, Nate	1920
Isenberger, Robert	1918
Itoga, Bert	1929-31

J

NAME	YEARS
Jackson, Roger	1967, 1969
Jackson, Ryan	2015
Jagoda, Jeremy	1996
Jakubov, Jordan	2010-12
Jakubov, Ryan	2002-03
James, Phillip	1970-71
Jans, Chase	2022-24
Jean, Jacob	2004-05
Jeltz, Steve	1978-80
Jenkinson, J.	1903
Jennings, C.S.	1908-09
Jennings, J.T.	1907-08
Johnson, Brandon	2015
Johnson, Brandon	2003-04
Johnson, Carlos	1904-06
Johnson, Carlos	1943
Johnson, Elwood	1932
Johnson, George	1972-73
Johnson, Kenneth	1928
Johnston, Cyril	1938
Johnston, Larry	1941-42
Johnston, Lee	1927-28
Johnston, Oscar	1929
Jones, Bud	1952
Jones, Chris	2002-04
Jones, Hal	1906
Jones, Scott	1984
Josenberger, Tavian	2021-22
Juday, Andy	1996-98
Jurgensen, Jaydee	2012

K

NAME	YEARS
Kahana, Robert	2012-14
Kaplan, Chase	2017

Kappelmann, Brett	1997-2000
Kappelmann, Lester	1937-39
Kardell, Trevor	2022
Karlin, Pat	1987-90
Karre, Rudy	2016-19
Kauffman, R.G.	1907
Kaufman, Robert	1970-71
Kauzlarich, Jake	2003-05
Keeler, Guy	1918-19
Keens, Robert	1995
Kelling, Ross	2006-07
Kelly, Cooper	2023
Kelly, Scott	1948
Kennedy, Charles	1923-25
Kermeyer, L.A.	1906
Kerschen, Kevin	1976-79
Kilgo, Kyle	2003-04
Kimerer, Keith	1963-64
King, Alex	1992-95
King, C.W.	1914-16
King, Chad	1997-99
King, Steve	1964-65
Kinzie, Wilbur	1928
Kirmayer, C.W.	1906
Klem, Kyle	2005-06
Klewno, Merle	1938-39
Kline, Jackson	2023-24
Kliner, Josh	1995-96
Klocksien, Ryan	1999-2002
Kloppenburger, George	1937-38
Knippschild, Ryan	2003-04
Knoff, Kurt	1973-75
Koenig, Frank	1950-51
Kohorst, Matt	2010-12
Kokaly, Chris	1992
Konek, John	1953
KOSZEWSKI, MIKE	2023-
Kraemer, Arlyn	1931
Kraemer, Mervin	1926-28
Kraemer, Norman	1938-40
Krattli, Tom	1976
Krauth, Ben	2015-16
Kravetz, Jeremy	2015-17
Kresie, Carl	1940, 1942
Kresie, Forrest	1941
Kriekhouse, Glenn	1927
Kroeker, Kevin	1981-84
Krum, John	1941-42
Kuntz, Kevin	2010-13
Kyriacou, David	2016-18

L

NAME	YEARS
Lahti, Donald	1971-73
Land, Preston	2006-09
Land, Sean	2004-06
Lane, Matt	2005-08
Lang, Gary	1985-86
Lanther, Ethan	2024
Lantz, Doug	2001
Larsen, Cole	2020-22
Larson, Casey	2007-08
Larson, Harold	1911
LaRue, Scott	1985
Lashey, Floyd	1919
Laughlin, Henry	1952
Laurerjung, Carl	1959
Leban, Zack	2016-18
Ledbetter, Ted	2000
Lee, Dennis	1965

Lee, Ed	1948
Leitner, Lance	1989
Leto, Luke	2023-24
Levins, Paul	1997-98
Lewallen, Richard	1980-83
Lewis, William	1938-39
Lichlyter, Dean	1928
Lichty, Tom	2018-22
Lieppman, Keith	1969-70
Lincoln, Joe	2009
Lisher, Brett	2009-10
Littooy, Fred	1964-65
Livesey, Ken	2004
Livingston, Lloyd	1926-28
Locke, Maurice	1909-11
Lohr, Robert	1981-84
Lonborg, A.C.	1918-20
Lonborg, John	1922-24
Long, Jeffrey	1982
Love, Mike	1974-76
Lovett, John	1909
Lowry, Duane	1965-66
Lucas, G.C.	1899
Luvisi, Joe	2012-15
Luvisi, Jordan	2012-13
Lyons, Tim	1994-97
Lytle, Casey	2008-11

M

NAME	YEARS
Mabry, Guy	1947-50
MacDonald, Ron	1975-77
Mace, Bill	1950
Macias, Brandon	2010-11
MacKay, F.I.	1898
Madden, Matt	1960
Maddux, Bill	1966-68
Mahon, Kent	1991-94
Mailen, Norman	1959
Maltby, A.O.	1900, 1902
Maney, Robert	1927-29
Manning, John	1961
Mansfield, Nolan	2010-11
Manship, Chris	2009-12
Marasco, Jake	2009-12
Marciel, Wally	2007-08, 2010-11
Marcin, Thomas	2007-10
Marcinek, Russ	1959
Marks, Andy	2006-07
Marlin, Monty	1978-79
Marozas, Kevin	1990-91
Marshall, Bob	1957-58
Marshall, James	1960-62
Martin, Dean	1941-42
Martin, Loren	1954-55, 1957
Martin, TJ	2015-16
Martinez, Franco	1997
Marxen, F.A.	1919-21
Mason, Ron	1971-72
Massey, Mike	1989-91
Matson, Larry	1970-71
Matthews, Darryl	1986-87
Matthews, Stephen	1995-97
May, Herold	1947-48
McCampbell, J.T.	1901-02
McCarty, A.M.	1911-13
McCarty, Alston	1928
McCough, Frank	1950
McConnell, John	1950-51
McCoy, Ralph	1928-30

McGinness, Steve	1988-91
McGreevy, Steve	1963-65
McIlhenny, R.C.	1917
McIntosh, Randall	1980-82
McKay, Connor	2012-15
McKeen, B.	1902
McKnight, Lukas	1999
McLaughlin, Matt	2015-17
McLenon, W.N.	1908
McLeod, Mike	1987-88
McMahon, Lee	2014
McMurray, Cooper	2022
McNally, Perry	1938-39
McNamara, Brendan	2006
Meade, Forrest	1906
Meadows, Ted	1992, 1994-96
Medlock, Charles	1948
Meeks, Steve	1990
Melton, Chris	1959
Mendel, Marc	2020-21
Mentel, Jeff	1988-89
Mentzer, Troy	1988-89
Merkel, Monte	1940
Merriman, Rob	1990
Messinger, Skyler	2018-21
Messner, Stan	1975-78
Metcalf, Nolan	2018-22
Metcalf, Travis	2002-04
Metz, Derek	1997
Metzker, Luke	2023
Meyer, David	1991-94
Meyer, Steve	1984-85
Miles, Leslie "Manny"	2020
Miller, Arthur	1958
Miller, Cameron	1940
Miller, Donald	1962-64
Miller, Larry	1957-58
Milner, Gus	2005-06
Mirabelli, Tommy	2013-16
Mischlich, Frank	1951-52
Moffatt, Robert	1967
Moffett, Charles	1949
Monroe, Darryl	1991-94
Monslow, Vince	1975-77
Moore, Chris	1991
MOORE, COOPER	2024
Moore, Mark	1989-91
Moore, Wade	1898-99
Morgan, Amos	1900, 1904
Morgan, Carl	1904
Morgan, David	1903
Morgan, O.	1904
Moroney, Joe	2012-13, 2015-16
Morovick, Drew	2012-15
Morris, Bret	1984-87
Morrison, Erik	2005-08
Morrow, Ken	1949-50
Morrow, W.M.	1914-15
Moya, Bob	1956-57
Moyer, Brian	1976-77
Muck, Karter	2023
Muegeler, Art	1959
Mulcahy, Craig	1988-89
Murphy, F.G.	1920-22
Murphy, Kyle	2006-07
Murphy, Logan	2005
Murray, Colton	2009-11
Murray, Conner	2011-13
Murrie, Mike	1987

Musinger, Dorus	1940
Mustain, Junior	2013
N	
NAME	YEARS
Nannini, Kevin	1997
Napier, Raymond	1939-40
Narodowski, David	2009
Neal, Devin	2022
Nebbitt, Geno	1986
Nelson, Carl	1961-62
Nelson, John	1998-2001
Nelson, John	1968-70
Nett, John	2024
Neuzil, Jeffrey	1980-82
Nichols, Lloyd	1959-60
Niemeier, Jeff	1990-93
Niles, Lance	1990-91
Nipper, Allen	1941
Noske, Gary	1974-75
Noyes, E.N.	1907
O	
NAME	YEARS
Oakes, Matt	2000
O'Comb, Ray	1947
Oelschlager, Ron	1994
Ogden, Chadwick	1926
Ogden, Raymond	1912
Ohm, Robert	1972-75
Olson, Dan	1999-2002
O'Neal, Brandon	1998-2000
O'Neil, Richard	1932
Opipari, Mario	1996
Outland, John	1928
Overman, Logan	1997
Owen, Bennie	1900
Oyster, Frank	1918-20
P	
NAME	YEARS
Padden, W.E.	1938
Padgett, Gary	1955-58
Pagani, Ralph	1963-64
Painter, C.E.	1914
Palmer, T.P.	1908-10
Parent, F.C.	1898-1900
Paris, Ed	1939
PARKER, BRIGDEN	2024
Parker, Stone	2019-20
Parzyk, Dylan	2006-07
Patterson, Harold	1953
Pattin, Jon	1986-88
Perry, John	1952-54
Peter, Dave	1974-75
Peters, Aric	1996-97
Peters, Robert	1985-86
Peterson, Eric	2003
Pfanmiller, Dave	1971
Pfister, Joe	1986-87
Pfuzenreuter, Don	1955-57
Phillbrick, Rusty	1997-2000
Phillip, Herman	1950
Phillips, Jim	1980-83
Phinney, Archie	1925-26
Piche, Jordan	2013-14
Pidhaichuk, Ryan	2014-16
Pierce, Dick	1941
Pierce, W.B.	1922
Poirier, C.J.	1915-17
Ponticelli, Brandon	2018-19
Poorman, Hoyt	1901

Poppe, Tanner	2010-13
Porter, Glenn	1911
Poupore, Brian	2014
Pralle, Fred	1937
Pratt, Joe	1917
Presko, Rob	1985-86
Prey, Charles	1901-02
Price, Gene	1931
Price, Ritchie	2003-06
Price, Robby	2007-10
Price, Ryne	2005-08
Pritchard, Milford	1946
Protacio, Justin	2012-15
Pruett, Matt	1996
Pulliam, Bill	1952-54
Purdy, Brian	1979
Purdy, Steve	1986-87
Q	
NAME	YEARS
Quick, Austin	2019
Quick, Kodiak	2005-06
Quinn, John	1984-86
R	
NAME	YEARS
Rabb, Steve	1973-75
Rachlin, Adam	2002
Rackoski, Sean	2014-15, 2017
Radar, Leroy	1962
Radar, Richard	1963
Ralston, Ryan	2015-16, 2019
Ramirez, Carlo	2011
Ramon, Juan	1980-81
Ramsdell, Rory	1991
Ramson, Charlie	1930
Randa, Trey	2005-06
Rankin, Kelly	1961
Rappaport, Taylor	2012-14
Ray, Blaine	2018-21
Ray, Gary	1965
Ray, Jeff	1987
Rebar, Andrew	2004-05
Reeder, Janson	2023-24
Remick, John	2014-17
Renko III, Steve	1987-90
Renko Jr., Steve	1964-65
Renn, Chad	1964-65
Rhodes, Brian	1975-77
Richardson, Sean	2004-05
Ridenhour, Lee	2009
Riggins, John	1969
Riggins, Junior	1967-68
Rincon, Jeider	2017
Riley, Roger	1978-81
Rivera, Sergio	2022
Roark, Lloyd	1937
Robertson, Barry	1956-58
Robisch, Dave	1969-70
Rockfeller, V.E.	1908-10
Rodgers, Clark	1904
Rody, George	1920-21
Rohrbaugh, Allan	1943
Rome, Mike	1973
Ross, Robert	1931
Royer, J.C.	1904-05
Rude, Dan	1992-95
Ruggles, Richard	1963-65
Rusch, Dave	1977-78
Russell, Gary	1956-58
Russell, H.A.	1915

S	
NAME	YEARS
Saddler, Michael	2004
Saffel, Thomas	1946
Sample, E.P.	1898
Sample, R.	1898
Sandefur, Carl	1950-52
Sands, Jack	1939-40
Sawtelle, L.E.	1901
Scardino, Tony	1977
Schambach, Clint	2004-05
Schell, William	1943
Scherzer, Pat	1974-76
Schick, Doyle	1960
Schmidt, Curtis	1991-92
Schmidt, Edgar	1928-30
Schmidt, Gary	1988-91
Schmidt, Ryan	1999-2000
Schmidt, Walter	1957
Schneider, John	1985
Schoenfeldt, Edward	1917
Scholl, Andy	2004-05
Schrant, John	1901
Schreiber, Jason	1994
Schriner, Brian	1998-99
Schroer, Dustin	2002
Schuster, Chad	1998-99
Schweigert, Todd	1982-85
Schweitzer, Jared	2004-06
Seibert, Nick	2000
Selik, Cameron	2009-10
Sems, Benjamin	2017-20
Seratte, Scott	1986-87
Servais, Joe	2007
Severns, W.H.	1910
Sexton, Ray	1902-05
Shanks, Jim	1964-66
Shapiro, Jerry	1974
Sharpe, Scott	2004-05
Shaw, Curtis	1988-90
Shaw, Evan	2024
Shaw, Neale	1947-48
Shawver, Thomas	1967-68
Shelley, Kent	1980-82
Shelman, Curtis	1988-90
Shepard, Brandon	2002-03
Shepherd, Grant	2022
Shibley, Steve	1989
Shinkle, Blake	2016-19
Shirley, Bob	1954-56
Shojinaga, Kodey	2023-24
Shuss, Jack	1939
Sibley, J.C.	2004
Simmerson, Pete	1988-89
Simpson, Brock	2005-07
Skahan, Robert	1965-67
Skinner, Harry	1925
Slagle, Roger	1974-75
Slawson, Charles	1918-20
Slicker, Richard	1968-69
Smart, Chris	2001-04
Smart, Pete	1998-2001
Smee, George	1914-17
Smith, Brandon	2000
Smith, Brian	1992
Smith, Burt	1920
Smith, Carnie	1931
Smith, Dakota	2012-15
Smith, David	1987

Smith, Dean	1951-53
Smith, H.G.	1910-11
Smith, Harold	1926-27
Smith, Hewitt	1910
Smith, Rex	1953
Smith, Tyler	2011
Smith, Walter	1917
Smyth, Paul	2006-09
Snelgrove, Lynn	1968-70
Snowden, Eric	2005-08
Sommers, H.C.	1913-14
Sotomayor, Gabriel	2017-21
Soult, David	1990-93
Southers, Joe	2007-08
Souza-Paaluhi, Kaimana	2017-20
Spanish, Casey	2000-03
Spencer, Jeff	1987-90
Spitzfaden, Andrew	2006
Spittorff, Jamie	1993-95
Spottswood, John	1978-79
Spring, Merle	1948
Sproull, Ralph	1914-15
St. Clair, Dan	1978-79
Stahl, Ty	2016
Stanfield, Hugh	1984-87
Stanfield, James	2009-12
Staplin, W.W.	1922-23
Steigemeier, Bill	1970-72
Steiner, John	1984-85
Steinhauer, Jon	1992
Steinmeyer, Don	1955-57
STEITZ, PATRICK	2024
Stewart, Craig	1995-97
Stewart, Denard	1990-91
Stewart, Harold	1946
Stewart, Monte	1962-63
Stewart, Tom	1992-93
Stickelman, Torrey	1993
Sticker, Arnold	1950
Stimson, Cole	1967-69
Stoike, Alan	1966-67
Stonecipher, Eric	1988-91
Stonestreet, Jack	1951-53
Stonestreet, Phil	1955
Stoppel, Craig	1987-90
Strand, Rob	1972-75
Strann, Randy	2001-02
Stroup, Randall	1967-69
Stucky, Dan	2000-03
Suiter, Michael	2012-14
Sunye, Jim	1950-51
Sutcliffe, Terry	1977-79
Sweatt, Nick	2013
Sweet, E.A.	1898
Sweet-Chick, Seth	2021-22
Swenson, Durwood	1925-28
T	
NAME	YEARS
Talkington, Robert	1949
Tally, James	1950
Tanner, Edward	1915
Tarquino, Rory	1992-93
Taylor, Marvid	1916-17
Taylor Jr., O.B.	1930
Taylor, Owen	2015-18
Taylor, Scott	1986-88
Taylor, Thomas	2010-13
Teichgraeber, Otto	1942
Temple, Floyd	1949-50

Temple, George	1969-71
Tharp, Tucker	2011-14
Thomas, Merrill	1938
Thompson, Beau	2002
Thompson, Duane	1999-2000
Thompson, Eric	2000-01
Thompson, Louis	1939-41
Thompson, Tony	2008-10
Thomson, Robert	1982-84
Thomson, Russell	1928-30
Thurman, Greg	1977
Thurnhoffer, Bill	1974-75
Tiemeier, Wayne	1952-53
Tinsley, Michael	2014-16
Tittrington, Scott	1993-94
Titus, Jarod	1989
Toalson, Colin	2012-15
Tonge, John	1960-61
Towns, Harry	1960-61
Tribble, Matt	2001-04
Trivett, Rufus	1903
Trombold, George	1930-31
Trombold, Jim	1956-58
Trombold Jr., John	1952-54
Troutt, Randy	1974-76
Truett, Rufus	1935
TRUMPER, THANIEL	2023-
Tryon, Robert	1960-61
Tucker, G.E.	1900-01
Tulimero, Anthony	2020-21
Turner, John	1972-75
Turney, Brian	1993-95
Turpin, Cooper	2021
Turski, Taylor	2017-18
Tylicki, JJ	2023-24
U	
NAME	YEARS
Uhrlaug, Earnest	1920-21
Ulane, Jonah	2018-22
Ullom, Clark	1969-71
Upshaw, Caleb	2022
Utt, Jim	1990
V	
NAME	YEARS
Van Alsbury, Matt	1999-2001
VanCleave, Conner	2018-19, 21
Van Cleave, Thomas	1908
Vanderhei, Ryan	2020-22
Van der Veies, Edward	1914
Van Gilder, Ryan	1995
Van Slyke, A.J.	2004-05
Vann, Eric	1995-96
Vickers, Leon	1978-79
Villines, Stephen	2014-17
VOEGELE, DOMINIC	2024-
Vosik, Brett	2017-21
Voss, George	1950-52
W	
NAME	YEARS
Wagner, Jack	2019-21
Wagner, James	1980-81
Waldschmidt, Jerry	1960, 1962
Walker, H.S.	1909-11
Walker, Jimmy	1990-93
Walker, W.T.	1898
Walker, William	1928
Wall, Charles	1926-27
Wallace, Ronald	1966

Walrond, Les	1996-98
Walsh, Steven	1966-67
Walz, John	1955
Walz, T.J.	2008-11
Wandell, C.B.	1914-16
Ward, Willis	1911-13
Warner, Devin	2002
Washilewski, Steve	2018-21
Waters, Jimmy	2008-11
Watson, Jeff	1977
Watt, Michael	1979-82
Waubunsee, Albert	1941
Weber, W.J.	1917
Wedd, Dirk	1972
Wedd, Shane	1997-2000
Weibel, L.N.	1915
Weidensaul, Herb	1949
Weidner, Carl	1937
Weiman, Blake	2015-17
Weitmer, Ward	1916-18
Weltmer, Loren	1916, 1919
Wemhoff, Colton	2024
Wenzel, John	1921-23
Wheeler, Clay	2000-01
Wheeler, Kevin	2000-03
Wheeler, Marcus	2013, 2015-17
White, Oliver	1928-29
White, Otis	1946
White, W.C.	1901-02
White, William	1912
Whitfield, Alan	1973-74
Wilcher, Justin	2001
Wiles, Mitch	1986
Wiley, Kenneth	1938
Wiley, Ron	1956-58
Wilhelm, Brent	1992-95
Wilhelm, G.P.	1911
Wilhelm, L.R.	1910
Wilhelm, Sparky	1996-99
Williams, Chris	1996-99
Williams, Grant	1999-2001
Williams, Linus	1995-98
Wilmes, Aaron	1996-97
Wilmot, Jack	1992-95
Wilson, Jay	1966
Wilson, Ralph	1959
Wilson, W.D.	1904-06
Wingerd, Josh	1996-97
WISDOM, TY	2024-
Wolf, Frank	1952-53
Wolf, J.D.	1903
Wolf, Robert	1969-72
Womble, Paul	1969-71
Wood, H.C.	1909
Wood, Monte	1937
Wood, Walter	1915-16, 1920
Woodford, Tom	1903-05
Woolcott, Ed	1942-43
Worley, Galen	1978-79
Wright, Colby	2013-16
Wright, David	1924-26
Wright, Jake	2001-02
Wright, Scott	1977-79
Wuycheck, John	1990-93
Wyrick, Clint	1998
Y	
NAME	YEARS
Yelton, Bill	1982, 1984

Z

NAME	YEARS
Zagurski, Mike	2004-05
Zeferjahn, Ryan	2017-19
Zunica, Mateo	2017-18
Zych, Nick	1983-84

Current players in **BOLD**.

ALL-TIME STATISTICS

HITTING

A

NAME	YEARS	AVG.	AB	R	H	HR
Abercrombie, Keith	1961-63	.251	227	39	57	4
Adams, John	1966-67	.194	98	17	19	2
Afenir, Buck	2006-09	.292	647	125	189	31
Afenir, Joven	2014-16	.274	424	47	116	2
Ahuna, Maui	2021-22	.357	387	75	138	9
Aldridge, Andy	1970-71	.250	4	0	1	0
Allen, Payton	2022	.235	51	9	12	0
Allinder, Rob	1973-74	.167	42	3	7	1
Allison, Bob	1954	.250	44	10	11	4
Allman, John	2005-08	.344	735	165	253	17
Anderson, Dick	1973	.000	1	0	0	0
Anderson, Tommy	1969	.276	87	13	24	2
Appuhn, Jason	1999-03	.236	428	60	101	5
Armstrong, Cole	2002	.260	127	11	33	2
Arnold, Nate	2012	.250	4	0	1	0
Ascanio, Gary	1966-68	.242	223	22	54	0
Ash, Ed	1958	.250	8	1	2	0
Ashby, Lenny	2024	.278	180	27	50	8
Asher, Brooks	2017-20	.233	60	3	14	0
Auckland, Dan	1998	.185	27	6	5	0
Ayala, Arturo	1992	.210	81	20	17	0

B

NAME	YEARS	AVG.	AB	R	H	HR
Bailey, Derek	2004-05	.222	27	11	6	1
Baker, Jake	2020-24	.133	30	6	4	0
Bakula, Luke	2017-18	.260	73	8	19	1
Bard, Mike	1990-91	.306	333	65	102	3
Bartow, Bobby	2002	.194	31	4	6	0
Bascue, Kevin	1983	.336	110	28	37	13
Baty, Matt	2003-06	.320	818	177	262	5
Baty, Ryan	2000-04	.351	778	162	273	28
Beck, Blair	2014-15	.262	309	42	81	8
Bedford, Kevin	2007	.111	9	1	1	0
Bender, Heath	1994	.000	15	0	0	0
Benninghoff, Dan	1988-89	.255	322	73	82	15
Berblinger, Jeff	1990-93	.316	718	180	227	23
Bereczky, Bert	1972	.156	32	5	5	0
Berner, Matt	2005-08	.248	125	19	31	0
Bessolo, Mike	2003-05	.188	32	6	6	1
Bettis, Eric	1998	.000	0	1	0	0
Bilyeu, Tom	1987-88	.207	82	14	17	0
Birdsall, Mitchell	2024	.000	1	0	0	0
Bishard, Tom	1966-68	.080	25	3	2	0
Blankenship, Ben	1998-00	.267	15	2	4	0
Blankenship, Travis	2009-10	.000	0	1	0	0
Blaylock, Russ	1981	.371	151	45	56	17
Blowey, Dick	1955	.175	57	7	10	0
Boesch, Jarrett	1986-89	.266	316	46	84	2
Bohn, Mike	1982-83	.244	82	9	20	1
Boylan, Jacob	2013-15	.238	181	19	43	0
Bower, Paul	1974	.123	8	3	1	0
Boxberger, Mark	1956-57	.000	2	1	0	0
Boyd, William	1982-83	.278	18	5	5	1
Bradley, Dick	1972-73	.361	166	25	60	11
Bradley, Mike	1992	.500	2	3	1	0
Braun, James	1983	.286	7	1	2	0
Brazda, Larry	1973	.314	51	5	16	0
Brock, Roger	1961-63	.209	43	5	9	0
Brown, Jerry	1963	.174	46	4	8	1

Brown, Jordan	2011-12	.153	59	8	9	1
Brunansky, Jason	2009-12	.239	339	55	81	5
Bryant, Marion	1960	.258	89	13	23	0
Bryson, Cliff	1998	.280	75	18	21	1
Buchanan, Tom	1988-89	.329	362	87	119	6
Buda, Sandy	1965-67	.192	167	21	32	2
Budrich, Dud	1955	.100	10	3	1	0
Bumgardner, Hubert	1962	.356	96	22	35	1
Burnham, Casey	2019-22	.257	334	68	86	2
Burrows, Jim	1960	.000	3	1	0	0
Byrd, Issac	1995-96	.364	407	116	148	8
Byrn, Mike	1988-89	.249	179	31	44	10

C

NAME	YEARS	AVG.	AB	R	H	HR
Callahan, Ryan	2022	.200	60	7	12	1
Callaway, Colby	1991	.220	59	18	13	0
Camara, Gerry	1990-91	.266	335	57	89	11
Carpio, Ken	1970-71	.241	137	19	33	0
Case, Randy	1998	.280	157	25	44	3
Castonguay, Tony	2021-22	.135	37	6	5	1
Catlin, Harley	1964	.000	1	0	0	0
Chana, Fred	1964-66	.087	46	5	4	0
Christenson, Chuck	1984-85	.264	208	34	55	10
Christiansen, Clay	1979	.000	1	0	0	0
Christie, Dan	1984-85	.264	208	34	55	10
Citta, Brendt	2018	.322	205	39	66	4
Clinton, Kevin	1981	.245	94	20	23	5
Clinkenbeard, William	1959	.083	12	2	1	0
Cobb, Jackson	2020	.059	17	0	1	0
Cobb, Jackson	2023	.208	48	11	10	1
Cochran, Steve	2007	.133	15	2	2	0
Conn, Robert	1955-56	.219	155	33	34	6
Cooper, Tom	1965-66	.118	17	1	2	0
Corder, Steve	1971-1973	.194	129	18	25	1
Cordill, Randy	1967-68	.248	153	15	38	1
Corn, Chris	1991-94	.500	2	0	1	0
Cosentino, James	2017-21	.241	868	166	209	23
Coward, Stirling	1964	.343	105	26	36	4
Cox, Bob	1971-73	.087	23	2	2	0
Cox, Zac	2020-23	.209	39	5	9	0
Crilly, Pat	1967	.000	2	0	0	0
Croyle, Benny	1955	.222	9	1	2	0
Culbertson, Randy	1971	.500	4	1	2	0
Culp, Dave	1962-64	.286	7	1	2	0
Culp, Don	1959-60	.217	60	10	13	0
Curnane, Reyce	2022	.227	22	2	5	1
Curtis, Jake	2022	.000	2	0	0	0

D

NAME	YEARS	AVG.	AB	R	H	HR
Dalton, Ben	1955	.167	24	0	4	0
Daniel, John	1973	.250	12	3	3	0
Dater, Eddie	1956-57	.280	100	22	28	6
Davis, Don	1966	.000	15	3	0	0
Dean, Mike	1996-97	.303	334	66	102	7
De Chiaro, Brent	2000-01	.244	270	38	41	3
DeLeon, Alex	2010-13	.286	496	66	142	21
DeMarco, Joe	1994-97	.351	686	202	241	12
Denzer, Ty	2016-17	.237	59	9	14	2
DePlue, Mike	1974	.230	100	10	23	0
DerManuel, Mike	1964-65	.247	166	28	41	8
DeSantis, Anthony	2019	.250	4	0	1	0
Diaz, Louie	1989	.000	2	1	0	0
Dickerson, Gary	1968-69	.128	39	3	5	1
Diekman, Jeff	1978-79	.333	42	8	14	2
Dillon, Larry	1970	.000	3	2	0	0
Dimmick, Josh	1995-98	.318	644	133	205	18
Ditzenberger, Dylan	2019-22	.250	543	80	136	4
Dixon, Don	1955-56	.203	79	11	16	0
Dobson, Charles	1964	.174	23	2	4	0

Dodson, Richard	1977	.167	12	0	2	0
Doherty, Phil	1982-85	.257	448	77	115	9
Donaldson, Barry	1956-58	.215	209	53	45	10
Doolittle, Joseph	1959	.182	11	1	2	0
Dorney, Thomas	1960-61	.226	133	18	30	1
Dowling, Steve	1988-89	.322	450	94	145	11
Dreher, Doug	1998-01	.305	577	111	176	5
Dreiling, Jim	1965	.296	81	13	24	2
Dreiling, Jordan	2010-13	.274	441	72	121	0
Dudley, Mike	2004-05	.300	130	20	39	7
Dunigan, Cleveland	1959	.310	71	16	22	0
Dunlap, Travis	2004-05	.306	160	34	49	8
Dunnichay, Jacob	2010-11	.455	11	6	5	0

E

NAME	YEARS	AVG.	AB	R	H	HR
Ebo, Blake	2020	.222	9	1	2	0
Eldredge, Ka'iana	2011-14	.239	657	89	157	2
Elgie, Zac	2009-12	.275	550	76	151	19
Ellrich, Justin	2006-08	.252	159	21	40	4
Elvis, Cole	2023	.269	234	36	63	14
English, Brandon	1994-95	.290	324	59	94	12
English, Jake	2021-24	.266	428	86	114	24
Estes, Steve	1986-87	.293	188	41	55	7
Evans, Jerry	1971-73	.203	182	20	37	4
Evliszer, Bob	1966-68	.223	251	31	56	0
Evlisizer, Jim	1961-62	.163	80	10	13	0

F

NAME	YEARS	AVG.	AB	R	H	HR
Fanning, Richard	1962-64	.267	232	39	62	8
Farmer, Kevin	2001	.208	72	9	15	0
Farthing, MJ	2014-17	.350	20	2	7	0
Farthing, Neil	1994-95	.250	28	12	7	0
Faunce, Nick	2006-09	.286	0	0	0	0
Fenety, Gary	1955-57	.185	27	4	5	0
Fenton, Bill	1965-66	.316	98	20	31	0
Fields, Herb	1981	.000	3	0	0	0
Finneran, Mike	1973	.000	2	0	0	0
Fiss, LaVerne	1955	.143	14	1	2	0
Fleeman, Clayton	1980	.000	1	0	0	0
Florell, Nate	1993-94	.000	5	2	0	0
Flynn, Sean	2003	.275	182	21	50	4
Foster, Ron	1989	.000	5	0	0	0
Fox, Bill	1968	.000	9	0	0	0
Foyle, Devin	2016-18	.290	603	115	175	14
Francis, Jon	1982-83	.200	10	1	2	0
Frank, Nick	1996-97	.304	227	48	69	1

G

NAME	YEARS	AVG.	AB	R	H	HR
Gardner, Tim	1964	.277	47	3	13	1
Gatson, Tom	1974	.243	37	6	9	0
Gerety, Tyler	2022-24	.188	48	21	9	0
Gibson, Joel	1982-84	.281	164	26	46	4
Gile, Mark	1980-83	.319	436	93	139	8
Gillam, Brad	2002	.500	2	2	1	0
Gilmore, Andy	1975-78	.262	435	64	114	15
Glass, Bill	1972-73	.190	121	16	23	0
Glenn, John	1983-85	.261	165	33	43	7
Goldstein, Steve	2015-16	.206	68	8	14	0
Gragg, Tanner	2015-18	.200	165	19	33	3
Graham, Dan	1978-80	.230	235	52	54	0
Grassanovits, Peyton	2017	.077	13	4	1	0
Gray, Brian	1978-81	.319	536	97	171	12
Gremminger, Jesse	2000-01	.277	401	76	111	8
Griffin, Bill	1974-76	.273	143	11	39	0
Groshans, Jaxx	2017-19	.298	598	95	178	17
Gulledge, Dale	1956-57	.211	57	8	12	1
Gundelfinger, Matt	1978-80	.370	276	80	102	27

H

NAME	YEARS	AVG.	AB	R	H	HR
Halastik, Bob	1978-79	.266	158	39	42	2
Hammond, Jack	2022	.274	164	29	45	6
Hander, Jon	2014, 16-18	.000	2	1	0	0
Hanna, Jim	1990-91	.273	99	12	27	1
Hanna, Zach	2020	.213	47	7	10	0
Hannifan, Mark	1975-76	.190	137	16	26	2
Hansen, Bob	1971-72	.250	60	2	15	0
Hanson, Brett	1999	.000	6	1	0	0
Hanson, Harl	1957-59	.000	0	1	0	0
Hardesty, Clint	1993-94	.316	76	16	24	0
Harkins, Dan	1969	.000	6	0	0	0
Harmon, Mike	1975	.184	38	3	7	0
Harrington, Corey	1999	.239	46	8	11	1
Harris, Vic	1978-79	.330	212	45	70	2
Hart, John	1984-86	.322	425	94	137	16
Hart, Taylor	2011-12	.267	15	6	4	0
Hartl, Ben	2024	.309	152	38	47	11
Hayes, Lance	2002-03	.258	384	83	99	1
Headley, Justin	1994-97	.327	672	174	220	17
Heck, Dan	1972	.264	84	13	23	1
Heeney, Jim	1981-83	.243	185	33	45	1
Heeney, Joe	1981-84	.313	569	137	178	22
Heere, Brian	2008-10	.373	464	121	173	11
Heinemann, Tim	1981	.220	132	21	29	5
Heinrich, Carl	1974-77	.289	468	69	135	8
Heitholt, Bill	1955	.176	91	9	16	1
Heitshusen, Scott	2010-11	.000	1	0	0	0
Helm, Rocky	1987-88	.283	360	93	102	1
Henning, Doug	1957	.000	1	0	0	0
Hensley, Ken	1960-62	.260	262	53	68	1
Herbst, Greg	2008-09	.257	35	7	9	0
Hernandez, Aaron	2014	.251	179	25	45	0
Hertzfel, Justin	1999	.056	18	0	1	0
Hibbs, Loren	1980	.194	98	16	19	1
Hicks, David	1980	.000	1	0	0	0
Higgins, Danny	1970	.160	25	2	4	0
Higgins, John	1963-64	.400	5	0	2	0
Hill, Charles	1959	.300	40	2	12	0
Hill, Harrison	1999	.189	111	12	21	0
Hinkle, Brad	1988	.000	1	0	0	0
Hobbs, Monty	1975-78	.243	337	47	82	1
Hoefer, Brian	2000	.278	79	9	22	0
Hoglund, Forest	1955-56	.266	154	23	41	3
Holler, Tom	1959-61	.161	93	11	15	0
Holmes, Pat	2002	.232	69	10	16	4
Holsinger, Tavis	1982-83	.267	45	8	12	3
Hoskison, Keith	1982	.241	54	7	13	2
Hougland, Tom	2011-14	.095	21	2	2	0
Hummel, Mark	1989-90	.239	305	43	73	5
Hunt, Sam	2023-24	.226	53	11	12	0
Huntze, Steve	1973	.259	55	11	14	1

I

NAME	YEARS	AVG.	AB	R	H	HR
Ice, Lee	1976-78	.318	434	84	138	4
Igou, Josh	1992-95	.304	703	142	214	26
Ingram, Mike	1983-86	.256	262	46	67	6

J

NAME	YEARS	AVG.	AB	R	H	HR
Jackson, Roger	1967-69	.044	23	2	1	0
Jakubov, Ryan	2002	.200	15	1	3	0
James, Skip	1970-71	.347	196	41	68	8
Jans, Chase	2022-24	.271	340	57	92	14
Jarrett, Jim	1960	.333	6	0	2	0
Jeltz, Steve	1978-80	.299	415	106	124	4
Johnston, George	1972-73	.204	93	12	19	0
Jones, Scott	1984	.244	45	14	11	2

Josenberger, Tavian	2021-22	.296	406	82	120	3
Juday, Andy	1996-98	.340	424	92	145	13

K

NAME	YEARS	AVG.	AB	R	H	HR
Kappelmann, Brett	1997-2000	.291	522	114	152	6
Kardell, Trevor	2021-22	.000	0	0	0	0
Karlin, Pat	1987-90	.290	628	142	182	0
Karre, Rudy	2016-19	.247	562	115	139	8
Kaufman, Bob	1970-71	.143	14	1	2	0
Kauzlarich, Jake	2003-05	.287	94	13	17	1
Kelling, Ross	2006-07	.277	47	8	13	2
Kelly, Cooper	2023	.286	42	9	12	0
Kilgo, Kyle	2003	.279	43	9	12	0
Kimerer, Keith	1963-64	.252	139	17	35	0
King, Alex	1992-95	.301	312	54	94	2
King, Chad	1997-99	.278	327	45	91	11
King, Steve	1964-65	.000	5	1	0	0
Kline, Jackson	2023	.250	120	23	30	0
Kliner, Josh	1995-96	.370	406	123	150	17
Klocksien, Ryan	1999-02	.315	744	150	234	14
Knoff, Kurt	1973-75	.283	307	42	87	8
Kokoly, Chris	1992	.167	12	3	2	0
Krattli, Tom	1976	.250	112	22	28	2
Krueger, Henry	1966	.000	1	0	0	0
Kutz, Kevin	2010-13	.285	473	78	135	0
Kyriacou, David	2016-18	.226	297	48	67	

L

NAME	YEARS	AVG.	AB	R	H	HR
Lahti, Don	1971-73	.227	88	11	20	0
Larson, Casey	2007-08	.275	218	40	60	6
Land, Preston	2006-09	.240	657	112	158	21
Lang, Gary	1985-86	.317	338	75	107	12
Lauterjung, Carl	1958-59	.282	135	32	38	6
Lee, Denny	1965	.129	31	2	4	0
Ledbetter, Ted	2000	.375	8	1	3	0
Leiker, Tony	1962	.206	68	14	14	0
Leitner, Lance	1989	.227	150	24	34	2
Leto, Luke	2023-24	.240	179	38	43	10
Levins, Paul	1997-98	.258	182	31	47	0
Lewallen, Dick	1980-83	.316	557	115	176	16
Lewis, DeWitt	1959	.000	2	1	0	0
Lichty, Tom	2018-22	.220	381	48	84	5
Lieppman, Keith	1969-70	.335	176	33	59	6
Light, Ralph	1967	.000	0	0	0	0
Lisher, Brett	2009-10	.291	213	32	62	3
Littoo, Fred	1963-65	.267	15	1	4	0
Long, Jeff	1982	.258	62	14	16	2
Love, Mike	1974	.000	1	0	0	0
Lowry, Duane	1965-66	.147	34	4	5	0
Lowsford, Steve	1962-63	.200	10	3	2	0
Luvisi, Joe	2012-15	.214	14	4	3	1
Lytte, Casey	2008-11	.286	581	114	166	5

M

NAME	YEARS	AVG.	AB	R	H	HR
MacDonald, Ron	1975-77	.326	414	79	135	13
Macias, Brandon	2010-11	.269	420	68	113	7
Madden, Matt	1960	.000	3	0	0	0
Maddux, Bill	1966-68	.219	64	5	14	0
Mahon, Kent	1991-94	.309	359	65	111	8
Mailen, Norman	1959-61	.235	166	19	39	2
Manning, John	1961	.229	35	2	8	0
Mansfield, Nolan	2010-11	.500	4	1	2	0
Manship, Chris	2009-12	.277	368	40	102	3
Marasco, Jake	2009-12	.256	496	71	127	2
Marciel, Wally	2007-11	.500	2	0	1	0
Marcineck, Russ	1959	.188	32	4	6	0
Marlin, Monty	1978-79	.287	286	56	82	5
Marozas, Kevin	1989-91	.303	99	20	30	1
Marshall, Jim	1960-62	.211	161	26	34	1

Marshall, Robert	1957-59	.239	176	27	42	1
Martin, Fuzzy	1955-57	.247	142	18	35	1
Martin, TJ	2015-16	.236	106	9	25	4
Martinez, Franco	1997-98	.308	52	8	16	0
Mason, Ron	1971-72	.286	7	0	2	0
Mastenbrook, Scott	1986-88	.167	6	10	1	0
Mathis, Monte	1986	.000	1	0	0	0
Matson, Larry	1970-71	.190	121	8	23	0
Matthews, Darrell	1986-87	.294	252	51	74	7
Matthews, John	1970	.000	4	0	0	0
Matthews, Stephen	1995-97	.269	197	45	53	6
McCully, Larry	1958	.000	1	0	0	0
McGreevy, Steve	1963-65	.366	268	55	98	3
McKay, Connor	2012-15	.276	727	115	201	21
McKnight, Lukas	1999	.206	63	11	13	0
McLaughlin, Matt	2015-17	.287	588	98	169	6
McMahon, Lee	2014	1.000	1	1	1	0
McMurray, Cooper	2022	.248	113	16	28	9
Meadows, Ted	1992-96	.265	336	67	89	5
Meeks, Steve	1989-91	.174	46	7	8	0
Meier, Russell	1968	.083	12	1	1	0
Melton, Curtis	1959	.239	67	22	16	5
Mentel, Jeff	1988-89	.311	380	81	118	13
Mentzer, Troy	1988-89	.241	203	39	49	13
Messinger, Skyler	2018-21	.280	604	91	169	6
Messner, Stan	1975-77	.122	41	9	5	2
Metcalfe, Nolan	2018-22	.279	473	71	132	17
Metcalfe, Travis	2002-04	.284	497	104	141	29
Meyer, Steve	1984-85	.201	139	16	28	3
Miller, Art	1958	.167	12	1	2	0
Miller, Don	1692-64	.207	164	20	34	1
Miller, Larry	1957-58	.260	100	16	26	3
Milner, Gus	2005-06	.314	490	97	154	16
Mirabelli, Tommy	2013-16	.211	318	57	67	3
Moffatt, Robert	1967	.192	23	2	5	0
Monroe, Darryl	1991-94	.348	788	186	274	24
Monslow, Vince	1975-77	.189	191	30	36	0
Moore, Charles	1964	.000	5	1	0	0
Moore, Chris	1991	.305	210	57	64	1
Moore, Mark	1989-91	.292	391	55	114	14
Moroney, Joe	2012-16	.287	275	53	79	3
Morrison, Erik	2005-08	.279	873	160	244	31
Moya, Robert	1956-57	.250	12	2	3	0
Moyer, Brian	1976-77	.780	266	44	74	8
Muegler, Art	1958-59	.234	158	32	37	0
Munoz, Juan	1981	.333	3	0	1	0
Murphy, Kyle	2006-07	.276	312	62	86	6

N

NAME	YEARS	AVG.	AB	R	H	HR
Nannini, Kevin	1997	.308	52	10	16	1
Naradowski, David	2009	.354	240	64	85	8
Neal, Devin	2022	.000	6	0	0	0
Nebbitt, Geno	1986	.386	207	53	80	11
Nelson, Carl	1961-63	.250	52	8	13	1
Nelson, John	1968-70	.255	231	29	59	0
Nelson, John	1998-01	.317	777	161	216	14
Nessler, Jay	2013	.000	4	0	0	0
Nett, John	2024	.352	219	55	77	6
Neuzil, Jeff	1981-82	.302	354	77	107	4
Newbrough, Dan	1990	.000	1	0	0	0
Newlin, John	1956	1.000	1	1	1	0
Nichols, Lloyd	1958-60	.277	155	27	43	2
Niemeier, Jeff	1990-93	.346	714	148	247	26
Noske, Gary	1974-75	.258	178	20	4	

O'Neal, Brandon	1998-00	.259	336	68	87	7
Opipari, Mario	1997	.474	19	7	9	0
Overman, Logan	1997	.400	10	2	4	0

P

NAME	YEARS	AVG.	AB	R	H	HR
Padgett, Gary	1955	.259	87	9	21	1
Pagani, Ralph	1963-64	.288	191	28	55	1
Parrish, Phil	2008	.200	5	3	1	0
Parzyk, Dylan	2006-07	.205	127	19	26	3
Pattin, Jon	1986-88	.284	257	32	73	2
Peters, Rob	1985-86	.278	320	68	89	14
Pfannmiller, Dave	1971	.180	61	8	11	2
Pfister, Joe	1986-87	.288	215	31	62	4
Pfutzenreuter, Don	1955-57	.161	81	14	13	0
Phillips, Jim	1980	.000	3	1	0	0
Pidhaichuk, Ryan	2014-16	.239	230	28	55	1
Pouppore, Brian	2014	.000	0	2	0	0
Presko, Rob	1985-86	.278	320	68	89	14
Price, Ritchie	2003-06	.305	1022	204	312	5
Price, Robby	2007-10	.308	847	204	261	13
Price, Ryne	2005-08	.275	679	142	187	35
Protacio, Justin	2012-15	.256	673	118	172	0
Pruett, Matt	1997	1.000	1	1	1	0
Purdy, Brian	1978-79	.273	11	0	3	0

Q

NAME	YEARS	AVG.	AB	R	H	HR
Quatrochi, Pete	1962	.000	1	0	0	0

R

NAME	YEARS	AVG.	AB	R	H	HR
Raab, Steve	1973-75	.199	151	9	30	0
Rachlin, Adam	2002	.188	48	5	5	1
Rader, Leroy	1962-63	.241	116	26	28	0
Ragan, Jim	1960	.000	1	0	0	0
Ramirez, Carlo	2011	.125	8	0	1	0
Ramon, Juan	1980-81	.330	230	53	76	6
Rankin, Kelly	1961	.500	4	2	2	0
Ray, Blaine	2018-21	.181	149	20	27	2
Ray, Gary	1965	.231	52	9	12	4
Ray, Jeff	1987	.200	45	11	9	0
Reeder, Janson	2023-24	.257	272	46	70	13
Remick, John	2014-17	.066	61	4	4	0
Renn, Chad	1972-74	.254	205	24	52	0
Renko, Jr., Steve	1964-65	.244	131	17	32	3
Renko III, Steve	1987	.250	32	7	8	0
Rhodes, Brian	1975	.000	1	0	0	0
Richardson, Sean	2004-05	.317	445	97	141	18
Riggins, John	1969-70	.298	121	21	36	0
Riggins, Junior	1967-68	.273	187	28	51	6
Riley, P.J.	1986	.250	8	0	2	0
Riley, Roger	1978-87	.345	464	100	160	1
Rivera, Sergio	2022	.240	25	10	6	0
Robertson, Barry	1956-58	.301	249	52	75	4
Robinson, David	1962	.000	6	0	0	0
Robisch, Dave	1969-70	.185	27	3	5	0
Rome, Mike	1973	.333	3	1	1	1
Rude, Dan	1992-95	.258	685	152	177	6
Ruelas, Larry	1988	.217	69	13	15	2
Ruggles, Dick	1963-65	.243	284	32	69	3
Russell, Gary	1956-58	.053	19	0	1	0

S

NAME	YEARS	AVG.	AB	R	H	HR
Scardino, Tony	1977	.156	77	10	12	1
Schetz, Steve	1984	.000	4	1	0	0
Scherzer, Pat	1975-76	.200	35	4	7	0
Schick, Doyle	1960-61	.197	122	20	24	2
Schictle, Dave	1963	.172	29	2	5	0
Schmidt, Gary	1988-91	.291	289	72	84	9
Scholl, Andy	2004-05	.294	326	59	96	12
Schroer, Dustin	2002	.133	15	2	2	0

Schweigert, Todd	1982-85	.282	259	53	73	7
Schweitzer, Jared	2004-06	.349	547	126	191	23
Sems, Benjamin	2017-20	.266	485	79	129	11
Seratte, Scott	1986-87	.308	130	26	40	1
Servais, Joe	2007	.247	85	18	21	1
Shanks, Jim	1964-66	.252	242	29	61	7
Shapiro, Jerry	1974	.250	36	5	9	1
Shawver, Tom	1967-68	.225	160	17	36	1
Shelley, Kent	1981-82	.233	120	13	28	2
Shepard, Brandon	2002-03	.206	272	38	56	2
Shinkle, Blake	2016-19	.178	101	33	18	0
Shojinaga, Kodey	2023-24	.354	429	83	152	11
Sibley, J.C.	2004	.275	102	26	28	2
Simmerson, Pete	1988-89	.261	257	59	67	6
Simpson, Brock	2005-07	.270	474	90	128	9
Skahan, Bob	1965-67	.206	267	32	55	7
Slagle, Roger	1974-76	.176	17	6	3	0
Slicker, Richard	1967-69	.147	68	6	10	1
Smart, Chris	2002	.000	1	0	0	0
Smith, Brandon	2000	.304	102	22	31	1
Smith, Dakota	2012-15	.280	694	104	194	12
Snelgrove, Lynn	1968-70	.233	258	31	60	1
Snowden, Eric	2005-08	.238	63	9	15	1
Sorem, Robert	1961	.250	4	0	1	0
Soult, David	1990-93	.283	583	100	165	2
Southers, Joe	2007-08	.267	90	15	24	1
Souza-Paaluhi, Kaimana	2017-20	.224	147	9	33	1
Spalitto, Jason	1989	.250	24	2	6	0
Spanish, Casey	2000-03	.320	646	148	209	17
Sparks, Loye	1963	.250	8	0	2	0
Spencer, Jeff	1987-90	.200	235	32	47	12
Spitzfaden, Andrew	2006	.364	22	3	8	0
Spottswood, John	1978-79	.343	22	3	8	0
Stanfield, Hugh	1984-87	.357	676	146	241	17
Stanfield, James	2009-12	.275	501	62	138	2
Steinhauer, Jon	1992	.205	44	10	9	1
Steinmeyer, Don	1955-57	.212	179	22	38	3
Stewart, Craig	1995-97	.258	66	16	17	0
Stickelman, Torrey	1993	.273	44	10	12	0
Stiegemeier, Bill	1970-72	.159	44	5	7	0
Stimson, Cole	1967-69	.218	248	25	54	3
Stoike, Alan	1966-68	.208	154	18	32	2
Stonestreet, Phillip	1956	.500	2	2	1	0
Strand, Rob	1972-75	.000	7	0	0	0
Stroup, Randy	1967-69	.130	46	5	6	0
Stucky, Dan	2001-03	.218	55	10	12	0
Suiter, Michael	2012-14	.293	621	105	182	8
Sutcliffe, Terry	1979	.000	0	1	0	0
Sweatt, Nick	2013	.000	6	0	0	0
Sweet-Chick, Seth	2021-22	.095	42	2	4	0

T

NAME	YEARS	AVG.	AB	R	H	HR
Talley, Jim	1960	.171	35	6	6	0
Tarquinio, Rory	1992-93	.280	325	63	91	7
Taylor, Owen	2015-18	.264	458	58	121	9
Temple, George	1969-71	.288	243	32	70	4
Terry, Mike	1995	.169	59	7	10	1
Tharp, Tucker	2011-14	.272	611	101	166	11
Thoma, Zach	2008	.500	8	2	4	0
Thompson, Beau	2002	.170	47	4	8	0
Thompson, Duane	1999-00	.127	71	9	9	0
Thomson, Rob	1983-85	.369	398	77	147	15
Thornton, Jerry	1963	.000	1	0	0	0
Thompson, Tony	2008-10	.341	569	106	194	32
Thurnhoffer, Bill	1974	.000	0	0	0	0
Tiemeyer, Wayne	1955	.304	23	4	7	1
Tinsley, Michael	2014-16	.358	469	83	168	5
Tittrington, Scott	1994	1.000	1	0	1	0
Titus, Jarrod	1989	.236	140	17	33	1

Tonge, John	1960-61	.228	145	56	33	3
Tribble, Matt	2001-01	.309	825	142	255	16
Trombold, Jim	1956-58	.319	226	60	72	6
Troutt, Randy	1974-76	.318	170	29	54	1
Tryon, Bob	1961-62	.250	40	2	10	1
Tulimero, Anthony	2020-21	.252	242	31	61	4
Turner, John	1972-75	.191	267	28	51	1
Turney, Brian	1992-95	.266	406	88	108	15
Turpin, Copper	2021	.000	1	0	0	0

U

NAME	YEARS	AVG.	AB	R	H	HR
Ullman, Larry	1955	.000	1	1	0	0
Ullom, Clark	1969-71	.273	121	20	33	0
Upshaw, Caleb	2022	.292	192	29	56	12
Utt, Jim	1990	.300	10	2	3	0

V

NAME	YEARS	AVG.	AB	R	H	HR
Van Alsburg, Matt	1999-02	.227	181	28	41	3
VanCleave, Conner	2019-21	.227	121	20	33	0
Van Slyke, A.J.	2004-05	.332	298	70	99	14
Vann, Eric	1995-96	.233	73	18	17	0
Vickers, Butch	1978-79	.284	197	44	56	6
Vinyard, Mike	1964	.077	13	3	1	0
Vosik, Brett	2017-19, 21	.271	726	119	197	8

W

NAME	YEARS	AVG.	AB	R	H	HR
Wagner, Jack	2019-22	.254	181	28	46	2
Wagner, James	1981	.194	72	9	14	1
Wagner, Ron	1966	.167	18	4	3	0
Waldschmidt, Jerry	1961-63	.041	49	6	2	0
Walker, Jimmy	1990-92	.180	39	8	7	2
Wallace, Ron	1966	.240	25	2	6	0
Walrond, Les	1996-98	.304	339	63	103	13
Walsh, Steve	1966-67	.211	71	5	15	0
Walz, John	1955	.222	9	0	2	0
Walz, T.J.	2008-11	1.000	1	0	1	0
Ward, George	1962	.000	3	0	0	0
Warner, Devin	2002	.000	3	0	0	0
Waters, Jimmy	2008-11	.274	603	119	165	19
Watson, Jeff	1977	.226	124	20	28	0
Watt, Mike	1980	.500	2	1	1	0
Webster, Randy	1976	.143	21	2	3	0
Wedd, Dirk	1971-72	.143	14	0	2	0
Wedd, Shane	1997-00	.286	503	85	144	18
Weiser, Don	1971	.000	4	0	0	0
Wheeler, Clay	2000-01	.213	47	3	9	0
Wheeler, Kevin	2000-03	.305	619	99	189	21
Wheeler, Marcus	2013, 15-17	.251	211	12	53	3
Whitfield, Alan	1973-74	.271	177	8	48	0
Wiles, Mitch	1986	.227	132	24	30	1
Wiley, Ron	1956-58	.300	137	53	71	15
Wilhelm, Brent	1992-95	.305	793	175	242	20
Wilhelm, Sparky	1996-99	.273	395	86	108	0
Williams, Logan	2020-21	.140	50	6	7	0
Wilmes, Aaron	1996-97	.352	176	26	62	5
Wilmot, Jack	1992-95	.230	209	31	48	2
Wilson, Jay	1966	.222	36	5	8	1
Wilson, Ralph	1959	.000	4	2	0	0
Wolf, Bob	1969-72	.318	221	42	70	9
Womble, Paul	1969-71	.348	273	54	95	17
Wood, David	1967	.000	3	1	0	0
Wright, Colby	2013-16	.309	470	104	145	7
Wright, Scott	1977-80					

Z

NAME	YEARS	AVG.	AB	R	H	HR
Zunica, Mateo	2017-18	.187	75	12	14	1
Zych, Nick	1983-84	.177	124	22	22	3

PITCHING

A

NAME	YEARS	ERA	W-L	INN	BB	SO
Ackley, Chris	1981-84	4.83	7-6	108.0	58	72
Adams, Jake	2019-22	10.08	2-3	52.2	38	38
Adler, Grant	2024	7.36	0-1	7.1	5	11
Aldridge, Andy	1970-71	7.36	1-0	14.2	13	4
Allen, Payton	2022	4.95	2-2	20.0	6	11
Allinder, Rob	1973-76	3.72	16-19	234.2	102	150
Anderson, Dick	1973	13.50	0-0	2.0	102	150
Andress, Mike	1987	6.23	0-0	30.1	12	19
Andrews, Steven	2022-23	9.48	1-3	31.1	13	27
Anthony, Ryan	2006	6.55	1-0	11.0	4	8
Ashwood, Zach	2007	5.77	4-4	64.0	33	49
Auckland, Dan	1998	5.46	0-1	28.0	10.00	15

B

NAME	YEARS	ERA	W-L	INN	BB	SO
Bacon, Joel	1991-92	4.67	3-5	79.0	55	61
Bailey, Josh	1997-98	6.66	6-4	78.1	60	68
Baird, Clay	1993-96	5.89	14-45	195.2	108	91
Barbeck, Ronald	1983	13.51	0-0	5.1	7	3
Barrett, Casey	1995-98	5.74	5-10	95.2	52	56
Barry, Nathan	2019-21	4.87	8-4	77.2	24	59
Baumgartner, Collin	2023	3.62	6-1	79.2	22	74
Befort, Curt	1986	7.00	2-5	30.0	30	15
Belovsky, Josh	1996	4.93	7-6	98.2	40	68
Benavidez, Joel	1986	0.00	0-0	4.2	3	3
Benjamin, Wes	2012-14	4.01	13-13	224.2	80	151
Bettis, Eric	1998	5.57	1-0	21.0	10	11
Billyeu, Tom	1987-88	11.38	3-8	53.0	54	45
Bishard, Tom	1966-68	5.47	4-7	79.0	51	57
Bisho, Kahi	2019-20	13.02	0-1	9.2	5	12
Blankenship, Travis	2009-10	5.88	4-7	85.2	31	90
Bochy, Brett	2008-10	3.62	7-0	77.0	32	106
Bogdan, Rick	1977-78	5.24	4-0	55.0	43	20
Bohn, Mike	1983	4.50	0-0	6.0	2	4
Bollman, Brett	2008-10	6.05	8-7	131.0	44	93
Bothof, Tyson	2002-04	9.00	0-2	29.0	19	13
Bowen, Tim	2003	0.00	0-0	0.0	0	0
Boyer, Kelson	2009	2.00	0-0	9.0	1	10
Bradford, Ethan	2023-24	6.58	2-5	52.0	34	41
Brady, Sam	2021-23	10.71	0-3	40.1	23	33
Breyfogle, Todd	1992	4.66	0-1	17.1	14	13
Brock, Roger	1961-63	4.32	8-8	98.0	82	88
Buda, Sandy	1965-66	4.24	3-5	57.1	33	34
Burk, Kevin	2009-10	6.00	2-0	24.0	16	17
Buzard, Charlie	1984-85	6.75	6-10	120.0	59	75
Byrn, Mike	1989	9.00	0-0	1.0	2	0

C

NAME	YEARS	ERA	W-L	INN	BB	SO
Cain, Tegan	2024	5.94	1-2	33.1	18	47
Callahan, JD	2024	9.00	0-0	6.0	3	6
Cashero, Hunter	2023-24	7.48	3-2	55.1	13	29
Chana, Fred	1964-66	3.14	8-9	132.0	69	120
Chatterton, Derek	1988	20.25	1-1	2.2	6	4
Christiansen, Clay	1977-79	5.11	6-10	120.0	59	75
Clark, Knolton	2022	12.84	0-0	20.1	22	16
Clinkenbeard, William	1959	11.70	1-3	30.1	27	14
Clinton, Kevin	1981	2.55	4-5	70.2	40	68
Coens, Brad	1984	40.50	0-0	0.2	2	0
Cooper, Tom	1965-66	4.08	1-2	53.0	19	40
Cooper, Van	1956	11.25	0-0	4.0	8	3
Coplen, Dennis	1981-84	5.12	14-14	161.2	112	116

Corder, Steve	1971-73	3.61	8-11	129.2	29	87
Corley, Tyson	2005	8.55	1-2	40.0	14	26
Corn, Chris	1991-94	5.53	22-12	288.1	174	238
Corson, Mark	1997-99	6.21	3-7	104.3	59	85
Cox, Alex	2011	4.53	4-4	59.2	20	30
Cox, Bob	1971-73	4.13	5-8	80.2	19	50
Cox, Jeff	1985	9.50	0-0	18.0	22	10
Cranton, Hunter	2023-24	5.43	7-7	54.2	25	61
Cymrot, Jonathan	2022	7.11	0-0	6.1	5	9
Cyr, Ryan	2018-21	5.39	13-19	250.2	80	186
Czyz, Don	2003-06	3.36	13-9	211.1	78	200
Czyz, Nick	2006-08	5.23	10-18	186.1	106	166

D

NAME	YEARS	ERA	W-L	INN	BB	SO
Daetwhiler, Bob	1965	0.00	0-0	18.0	22	10
Dalton, Ben	1955	5.40	2-5	58.2	42	28
Daniel, John	1973	4.03	3-3	29.0	15	29
Davis, Eli	2019-21	5.46	13-11	155.0	74	125
Davis, Jeff	1999-02	5.77	11-11	221.1	38	135
Davis, Tyler	2015-18	6.07	2-4	102.1	49	82
Dennis, Andrew	2023	11.57	0-0	2.1	1	4
Dickerson, Gary	1968-69	9.31	0-2	19.1	22	13
Dillon, Jacob	2021-22	23.82	0-1	5.2	13	6
Dobson, Charles	1964	1.44	6-2	66.2	42	90
Dodson, Richard	1978	22.50	0-0	2.0	2	4
Doolittle, Joseph	1959	3.80	3-4	34.2	33	18
Dougan, Kolby	2022-24	6.19	3-4	93.0	64	116
Douglas, Casey	2015-18	7.33	0-1	43.0	27	29
Duncan, Frank	2011-14	3.22	16-21	360.1	101	269
Duncan, Matt	1997	2.45	0-0	3.2	2	1
Duran, Josh	2003	6.97	3-3	60.2	34	47
Dutton, Reese	2024	3.78	7-5	85.2	33	82

E

NAME	YEARS	ERA	W-L	INN	BB	SO
Easley, J'Briell	2024	5.06	1-0	21.1	9	23
Edwards, Hayden	2013-16	6.75	3-3	76.0	28	70
Ellenbecker, Max	2007-08	0.00	0-0	9.2	0	7
Engelken, Zack	2019	12.79	0-0	6.1	15	11
Esquibel, Andres	2007-08	0.00	0-0	9.2	0	7
Evans, John	1982-83	9.00	1-1	15.0	21	15
Evers, Stone	2022-23	6.11	0-0	17.2	21	15

F

NAME	YEARS	ERA	W-L	INN	BB	SO
Fairchild, Ricky	2006	5.95	6-6	95.1	35	42
Falconer, Kenny	2003	6.56	2-0	23.1	19	19
Fearon, Chris	2016	13.50	0-0	6.0	6	4
Fenitry, Gary	1955-57	5.82	5-3	65.0	51	45
Finneran, Mike	1973-75	3.93	0-1	18.1	19	10
Fitch, Michael	2005	10.61	0-0	9.1	10	12
Fleeman, Clayton	1979-80	6.54	6-5	74.1	44	38
Frank, Nick	1996-97	8.16	0-1	14.1	10	8
Freeman, Jerry	1981	0.00	0-0	2.2	1	0
Freeman, Sam	2008	8.53	4-1	31.2	20	20
Freese, Hunter	2019-20	6.85	1-2	22.1	10	11

G

NAME	YEARS	ERA	W-L	INN	BB	SO
Garcia, Hiarali	2007-08	4.01	2-0	67.1	28	56
Garola, Robert	1994-95	6.77	4-7	109.0	56	72
Gibson, Matt	1980-83	4.76	8-6	92.2	41	39
Gilbert, Sam	2015-16	5.12	3-3	58.0	31	38
Gish, Sam	2000-01	5.76	5-4	75.0	29	51
Goddard, Jackson	2016-18	5.22	12-11	188.0	100	162
Goldsberry, Blake	2016-20	5.74	7-13	127.0	51	92
Good, Jake	1997	6.53	3-2	51.0	29	36
Gorzelanny, Tom	2002	5.90	3-7	61.0	32	54
Goset, Travis	2005	2.57	0-0	7.0	2	7
Grace, Troy	1982	7.71	0-1	7.0	3	3
Grant, Parker	2023	12.46	0-0	4.1	5	6
Greene, Mike	1992-93	8.44	2-3	48.0	47	44

H

NAME	YEARS	ERA	W-L	INN	BB	SO
Haarer, Toby	2023	8.10	0-0	3.1	7	5
Hall, Shaeffer	2008-09	4.55	9-8	152.1	31	111
Hander, Jon	2014, 16-18	5.95	2-4	59.0	28	28
Hanson, Harl	1958	18.00	0-0	2.2	4	4
Harrington, Corey	1999	9.00	0-1	10.0	2	8
Harris, Darin	1988-89	7.89	4-3	75.1	71	64
Hayakawa, Ryotaro	2004-07	4.07	2-3	59.2	15	42
Hazelwood, Everhett	2020-21	6.42	4-5	75.2	54	80
Heeney, John	1983-86	5.83	10-16	199.0	95	105
Hegarty, Daniel	2018-22	5.92	11-9	162.2	48	103
Heitholt, Bill	1955	7.20	0-1	9.0	7	2
Heitshusen, Scott	2010-11	3.00	0-1	27.0	12	14
Henry, Paul	1985-87	6.26	11-13	169.2	96	107
Hensley, Kenny	1960-61	7.38	2-4	57.1	47	47
Hewlett, Stone	2021-23	5.86	2-6	93.2	38	74
Hicks, David	1979-80	5.75	4-4	56.1	47	42
Higgins, John	1963-64	5.19	2-2	17.1	15	15
Hinkle, Brad	1987-90	6.65	11-18	186.2	26	24
Holler, Tom	1959	3.42	14-12	184.0	130	179
Holmes, Pat	2002	6.00	0-0	3.0	3	5
Holt, Carter	2006	13.50	0-0	3.1	5	3
Hosman, Drew	1983-84	6.02	3-2	43.1	32	37
Houfek, Craig	1986-89	5.68	6-5	120.1	83	99
Howard, Blake	2003	99.00	0-1	0.1	0	0

I

NAME	YEARS	ERA	W-L	INN	BB	SO
Ireland, Sam	2023-24	7.12	4-7	72.0	30	48

J

NAME</

Livesey, Kenny	2001	7.39	1-3	31.2	38	26
Lohr, Duke	1981-84	4.63	11-9	134.0	61	69
Love, Mike	1974-76	3.28	6-7	79.2	46	63
Lubin, Mitch	1980	3.70	1-1	24.1	14	7
Lunsford, Steve	1962-63	5.65	1-1	28.2	10	10
Luvisi, Jordan	2012-13	14.46	1-2	9.1	13	3
Lyons, Tim	1994-97	7.51	5-5	118.2	103	98

M

NAME	YEARS	ERA	W-L	INN	BB	SO
Madden, Matt	1960	2.97	0-0	12.1	9	8
Maddux, Bill	1966-68	5.65	7-12	138.2	102	168
Mailen, Norman	1959	7.11	0-0	24.0	20	10
Manny, Miles	2020	0.00	0-0	0.1	0	0
Manos, Daniel	2008	4.26	0-0	6.1	2	3
Mansfield, Nolan	2010-11	2.01	0-1	22.1	9	14
Marciel, Wally	2007-11	4.78	15-11	188.1	83	140
Marcin, Thomas	2007-10	5.17	0-0	47.0	41	39
Marks, Andy	2006-07	5.47	7-7	123.1	58	122
Martin, Fuzzy	1955-57	30.86	0-1	2.1	8	0
Martinez, Franco	1997-98	6.23	1-1	13.0	12	11
Mason, Ronald	1971-72	4.10	3-1	26.1	13	22
Massey, Mike	1989-91	4.54	9-6	152.2	83	75
McIntosh, Randy	1980-82	4.12	13-9	166.0	49	75
McGuinness, Steve	1988-91	7.53	5-13	124.1	123	99
McGuire, Kevin	1997	4.50	0-0	2.0	0	2
McLeode, Mike	1987-88	5.92	5-9	121.2	74	77
McNamara, Brendan	2006	3.86	3-3	51.1	23	40
Mendel, Marc	2020-21	16.20	0-0	1.2	2	3
Merriman, Rob	1990	8.31	0-1	17.1	21	18
Messner, Stan	1975-78	4.41	4-2	32.2	23	9
Metz, Derek	1997	3.68	1-0	7.1	7	3
Meyer, David	1991-94	5.09	18-14	270.1	150	167
Miller, Larry	1957-58	3.36	9-8	134.0	50	66
Morovick, Drew	2012-15	4.44	21-12	235.0	84	113
Morris, Brett	1984-87	10.23	5-8	100.1	88	55
Muck, Karter	2023	8.74	0-1	11.1	9	6
Mulcahy, Craig	1988-89	6.37	8-8	134.1	92	102
Murphy, Logan	2005	4.26	0-1	12.2	12	9
Murray, Colton	2009-11	3.89	6-9	111.0	52	108
Murray, Conner	2011-13	14.29	0-0	5.2	8	3
Murrie, Mike	1987	9.66	2-7	50.1	32	35
Mustain, Junior	2013	4.84	0-0	22.1	11	17

N

NAME	YEARS	ERA	W-L	INN	BB	SO
Nelson, Carl	1961-63	3.26	7-9	141.0	103	135
Niles, Lance	1990-91	7.22	0-2	28.2	30	12

O

NAME	YEARS	ERA	W-L	INN	BB	SO
O'Neal, Brandon	1998-00	4.69	3-8	90.2	29	56
Olson, Dan	1999-02	5.62	6-10	132.2	73	87
Opipari, Mario	1996	7.13	2-3	53.0	27	41

P

NAME	YEARS	ERA	W-L	INN	BB	SO
Parker, Stone	2019-20	6.91	1-1	14.1	8	8
Peter, Dave	1974-75	4.14	1-3	54.1	24	24
Peters, Aric	1995-97	9.03	4-9	79.2	48	57
Peterson, Eric	2003	6.75	0-0	12.0	6	11
Philbrick, Rusty	1997-00	5.17	16-19	310.1	44	66
Phillips, James	1980-83	3.60	26-13	294.2	106	188
Piche', Jordan	2013-14	3.31	12-9	146.2	39	118
Ponticelli, Brandon	2018-19	6.19	0-0	16.0	14	17
Poppe, Tanner	2010-13	4.72	10-18	225.0	115	150
Pruett, Matt	1996	12.58	0-1	29.1	24	18
Purdy, Steve	1986-87	7.99	4-14	110.1	116	71

Q

NAME	YEARS	ERA	W-L	INN	BB	SO
Quick, Kodiak	2005-06	3.51	21-10	233.1	82	159
Quinn, John	1984-86	7.10	5-11	121.2	117	66

R

NAME	YEARS	ERA	W-L	INN	BB	SO
Rackoski, Sean	2014-15, 17	5.70	7-10	120.0	56	81
Ragan, Jim	1960	0.00	0-0	1.1	1	0
Ralston, Ryan	2015-16, 2019	96.95	1-1	45.1	53	31
Ramsdell, Rory	1991	6.87	3-3	56.1	55	32
Randa, Trey	2005-06	10.12	0-0	5.1	2	1
Rappaport, Taylor	2012-14	11.12	0-1	5.2	7	7
Rebar, Andrew	2004-05	4.04	3-1	42.1	13	23
Renko, Jr., Steve	1964-65	2.60	8-3	83.0	77	112
Renko III, Steve	1987-90	5.81	15-13	232.2	164	220
Rhodes, Brian	1975-77	3.19	9-12	155.1	14	88
Ridenhour, Lee	2009	4.65	6-3	79.1	23	49
Riggins, Junior	1967-68	2.63	1-1	13.2	7	9
Rincon, Jelder	2017	7.94	0-2	28.1	19	25
Robisch, Dave	1969-70	2.66	4-5	88.0	57	88
Rome, Mike	1973	8.92	0-0	9.1	5	4
Rude, Dan	1992-95	5.13	7-6	114.0	93	120
Russch, Dave	1977-78	3.44	10-8	123.0	45	69
Russell, Gary	1956-58	2.82	5-2	60.2	18	17

S

NAME	YEARS	ERA	W-L	INN	BB	SO
Saddler, Michael	2004	3.86	0-0	4.2	4	3
St. Clair, Dan	1978-79	2.35	16-4	153.0	48	129
Stahl, Ty	2016	9.82	0-0	3.2	1	1
Schambach, Clint	2004-05	5.61	7-6	128.1	48	82
Schmidt, Curtis	1991-92	2.92	13-10	191.0	52	162
Schmidt, Ryan	1999-00	6.44	5-4	95.0	39	59
Schmitt, Brad	1988	36.00	0-0	1.0	1	2
Schneider, John	1984-86	10.00	0-0	27.0	20	13
Schreiber, Jason	1994	3.21	6-1	47.2	13	35
Schriner, Brian	1998-99	7.61	5-9	92.2	44	48
Schroer, Dustin	2001	8.00	0-0	0.1	1	0
Schuster, Chad	1998-99	6.40	2-4	42.2	26	52
Seibert, Nick	2000	0.00	0-0	5.0	6	2
Selik, Cameron	2009-10	4.91	8-6	143.0	47	116
Sharpe, Scott	2004-05	3.97	4-1	65.2	27	36
Shaw, Curtis	1988-90	4.08	16-7	119.0	13	131
Shaw, Evan	2024	5.10	3-1	42.1	23	60
Shawver, Vince	1971	0.00	0-1	1.0	1	1
Shepherd, Grant	2022	10.57	0-0	15.1	15	15
Shirley, Robert	1956-57	4.54	5-5	75.1	44	47
Slagle, Roger	1974-76	1.81	13-8	144.1	92	161
Slicker, Richard	1967-69	4.15	8-8	141.0	88	105
Smart, Chris	2001-04	5.28	8-15	182.1	56	87
Smart, Pete	1998-01	4.56	20-17	296.1	103	202
Smith, Otis	1992	0.00	0-0	1.0	0	1
Smith, Tyler	2011	9.00	0-0	4.0	3	2
Smyth, Paul	2006-09	4.10	14-15	195.1	51	174
Sotomayor, Gabriel	2017-21	5.44	2-1	48.0	39	39
Soult, David	1992-93	4.78	7-3	81.0	53	41
Spittorff, Jamie	1993-95	3.63	23-9	290.1	120	207
Steiner, Jon	1984-85	6.53	9-8	92.1	43	43
Steinmeyer, Don	1956	0.00	0-0	1.0	3	0
Stewart, Monte	1962-63	3.57	5-2	45.1	34	34
Stiegemeier, Bill	1970-72	2.45	10-8	158.0	60	128
Stonecipher, Eric	1989-91	5.22	13-15	222.1	161	206
Stoppel, Craig	1987-90	7.03	4-5	114.0	84	90
Stranak, John	1995	13.50	0-0	1.1	1	0
Strand, Rob	1972-75	5.29	3-7	89.1	44	44
Strann, Randy	2001-02	6.32	3-1	31.1	11	22
Stroup, Randy	1967-69	2.81	6-10	150.2	45	79
Sutcliffe, Terry	1977-79	2.75	22-5	173.1	88	155

T

NAME	YEARS	ERA	W-L	INN	BB	SO
Taylor, Loren	1974-76	8.80	0-0	15.1	24	8
Taylor, Scott	1986-88	6.16	10-12	172.1	91	114
Taylor, Thomas	2010-13	3.91	20-13	292.2	94	237
Terry, Mike	1995	10.02	0-1	20.2	25	6

Thompson, Eric	2000-01	5.82	1-0	43.1	17	16
Thurman, Greg	1977	4.17	0-2	19.1	12	7
Tiemeier, Wayne	1955	5.40	3-6	69.1	49	60
Tittrington, Scott	1993-94	3.50	2-3	61.2	30	40
Toalson, Colin	2012-15	5.58	1-1	59.2	22	29
Tryon, Bob	1961-62	7.89	0-4	29.2	33	26
Turski, Taylor	2017-18	5.21	5-13	152.0	68	149
Tylicki, JJ	2023	36.00	0-0	3.0	9	2

U

NAME	YEARS	ERA	W-L	INN	BB	SO
Ulane, Jonah	2018-22	5.30	4-3	93.1	69	122
Ullman, Larry	1955	10.02	0-1	20.2	25	6
Ullom, Clark	1969-71	4.71	5-8	86.0	52	72

V

NAME	YEARS	ERA	W-L	INN	BB	SO
VanCleave, Conner	2018-19	8.54	0-2	26.1	17	16
Vanderhei, Ryan	2020-22	5.40	6-6	106.2	64	108
Van Gilder, Ryan	1995	7.84	2-5	41.1	36	29
Villines, Stephen	2014-17	2.45	11-11	195.0	40	180

W

NAME	YEARS	ERA	W-L	INN	BB	SO
Waldschmidt, Jerry	1960-63	3.11	15-11	185.1	81	184
Walker, Jimmy	1990-93	4.09	23-12	257.2	145	226
Walrond, Les	1996-98	7.66	6-5	96.1	78	91
Walz, T.J.	2008-11	4.66	26-15	328.1	114	307
Warta, David	1987	27.00	0-0	0.1	2	0
Washilewski, Steve	2018-21	5.14	8-4	117.1	42	79
Watson, Tyler	2013	5.40	0-0	3.1	2	1
Watt, Mike	1979-82	6.55	8-11	99.0	92	74
Weiman, Blake	2015-17	5.68	9-15	161.2	40	122
Wheeler, Kevin	2000-03	5.53	6-7	122.0	33	77
Whitfield, Alan	1973	0.00	1-0	11.0	1	6
Wilcher, Justin	2001	4.87	3-9	64.2	30	35
Wiley, Ronald	1956-58	6.92	7-2	91.0	68	64
Wilhelm, Brent	1994	22.50	0-0	2.0	2	1
Williams, Chris	1996-99	8.02	5-13	197.5	69	136
Williams, Grant	1999-01	6.04	0-0	28.1	19	23
Williams, Linus	1995-98	6.92	7-2	91.0	68	64
Wilson, Jay	1966	7.47	0-3	15.2	17	10
Wingerd, Josh	1996-97	5.23	8-6	94.2	47	79
Wolf, Bob	1970-72	2.69	11-7	127.0	46	92
Wood, David	1967	3.00	0-0	9.0	4	3
Woodruff, Wayne	1959	20.97	0-0	3.1	6	2
Worley, Galen	1978-79	2.65	4-3	57.2	29	64
Wright, Jake	2001-02	5.71	5-11	115.0	73	38
Wuycheck, John	1990-91	5.30	0-1	18.2	18	15

Y

NAME	YEARS	ERA	W-L	INN	BB	SO
Yucum, Dick						

NO-HITTERS



Larry MILLER
MAY 4, 1957

KANSAS 7, COLORADO 0
Quigley Field • Lawrence, Kan.
May 4, 1957

COLORADO	AB	R	H	BI	KANSAS	AB	R	H	BI
Higman, lf	3	0	0	0	Pfutzenreuter, 2b	3	0	2	1
Pomeroy, rf	3	0	0	0	Martin, rf	4	0	1	1
Kinney, 2b	3	0	0	0	Dater, rf	0	0	0	0
McIntyre, c	3	0	0	0	Trombold, 1b	3	0	0	0
Melliconi, cf	3	0	0	0	Wiley, lf	3	1	1	0
Manoun, 1b	3	0	0	0	Robertson, ss	3	2	2	0
Waitman, 3b	2	0	0	0	Steinmeyer, 3b	1	1	1	1
Schmidt, ss	2	0	0	0	Marshall, cf	3	2	1	0
Ritchhart, p	0	0	0	0	Donaldson, c	0	1	0	1
Winn, p	0	0	0	0	Miller, p	2	0	0	0
TOTALS	22	0	0	0	TOTALS	22	7	8	4

	1	2	3	4	5	6	7	R	H	E
COLORADO	0	0	0	0	0	0	0	0	0	3
KANSAS	0	3	0	0	1	3	X	7	8	2

E-McIntyre 2, Higman, Pfutzenreuter, Donaldson. **DP-CU** 1. **LOB-CU** 4, KU 5. **2B**-Steinmeyer. **3B**-Pfutzenreuter. **SB**-Marshall 2. **SH**-Donaldson, Miller.

KANSAS	IP	H	R	ER	BB	SO
Miller (W)	7.0	0	0	0	2	8



Bill MADDUX
MARCH 30, 1967


KANSAS 3, TEXAS LUTHERAN 0
San Antonio, Texas
March 30, 1967

KANSAS	AB	R	H	BI	TEXAS LUTH.	AB	R	H	BI
Evilsizer, 2b	5	0	0	0	Moritz, lf	4	0	0	0
Skahan, rf	5	0	2	1	Walls, cf	4	0	0	0
Riggins, lf	5	0	2	0	McCoy, ss	2	0	0	0
Buda, 1b	4	0	1	0	Bailey, ss	0	0	0	0
Cordill, 3b	4	0	0	0	Ledbetter, 2b	2	0	0	0
Shawver, cf	4	0	0	0	Sorola, 1b	3	0	0	0
Stoike, ss	4	1	0	0	Smith, rf	3	0	0	0
Stimson, c	3	2	3	2	Guajardo, 3b	3	0	0	0
Maddux, p	3	0	1	0	Nowotny, c	3	0	0	0
					Hernandez, p	2	0	0	0
					Rains, ph	1	0	0	0
TOTALS	37	3	9	3	TOTALS	27	0	0	0

	1	2	3	4	5	6	7	8	9	R	H	E
KANSAS	0	0	1	0	0	0	1	0	1	3	9	1
TEXAS LUTH.	0	0	0	0	0	0	0	0	0	0	0	3

E-Stoike, McCoy, Ledbetter 2. **LOB-KU** 7, UTL 2. **2B**-Skahan. **HR**-Stimson. **SH**-Maddux.

KANSAS	IP	H	R	ER	BB	SO
Maddux (W)	9.0	0	0	0	2	13



Steve CORDER
MARCH 27, 1972

KANSAS 4, COLLEGE OF EMPORIA 0
Quigley Field • Lawrence, Kan.
March 27, 1972

EMPORIA	AB	R	H	BI	KANSAS	AB	R	H	BI
Westbrook, ss	2	0	0	0	Ohm, lf	4	2	2	0
Peterson, cf	3	0	0	0	Lahti, rf	2	1	0	0
Zecco, p	3	0	0	0	Wolf, 1b	3	1	1	2
Turley, 1b	3	0	0	0	Bradley, c	3	0	3	1
Potestivo, lf	3	0	0	0	Renn, cf	3	0	0	0
Howard, 3b	3	0	0	0	Glass, 2b	2	0	0	0
Mason, rf	3	0	0	0	Heck, ss	3	0	1	0
Desale, 2b	2	0	0	0	Johnston, 3b	3	0	0	0
Osborne, c	2	0	0	0	Corder, p	3	0	0	0
TOTALS	24	0	0	0	TOTALS	26	4	7	3

	1	2	3	4	5	6	7	R	H	E
EMPORIA	0	0	0	0	0	0	0	0	0	2
KANSAS	1	0	0	0	3	0	X	4	7	3

E-Turley, Desale, Glass, Heck, Johnston. **LOB**-Emporia 4; Kansas 6. **HR**-Wolf (1). **SB**-Ohm 2, Glass.

KANSAS	IP	H	R	ER	BB	SO
Corder (W)	7.0	0	0	0	1	7



David HICKS
APRIL 2, 1980

NORTHWEST MISSOURI STATE 3, KANSAS 1

Quigley Field • Lawrence, Kan.
April 2, 1980

NW MISSOURI	AB	R	H	BI	KANSAS	AB	R	H	BI
Smith, c	4	0	0	0	Jeltz, ss	3	0	0	0
Barton, 2b	1	0	0	0	Weight, rf	3	0	1	0
Niece, 1b	4	0	0	0	Ramon, dh	1	0	0	0
Lienen, dh	2	0	0	0	Gundelfinger, lf	3	0	0	0
Jones, rf	2	1	0	0	Riley, 3b	0	0	0	0
Maguire, cf	2	1	0	0	Hibbs, ph-3b	2	0	0	0
Newman, ss	1	0	0	1	Gray, 1b	3	0	0	0
Ballard, lf	2	1	0	0	Gile, 2b	3	1	1	0
Wasem, 3b	2	0	0	0	Graham, c	3	0	0	0
Franke, p	0	0	0	0	Lewallen, cf	2	0	1	1
					Hicks, p	0	0	0	0
TOTALS	20	3	0	1	TOTALS	23	1	3	1

	1	2	3	4	5	6	7	R	H	E
NW MISSOURI	0	1	0	0	0	1	1	3	0	1
KANSAS	0	0	1	0	0	0	0	1	3	4

E-Barton, Riley, Jeltz, Gile, Graham. **DP**-NWMS 2. **LOB**-NWMS 6; KU 4. **2B**-Lewallen. **SB**-Maguire 2, Newman. **SH**-Barton, Maguire, Newman, Wasem.

KANSAS	IP	H	R	ER	BB	SO
Hicks (L)	7.0	0	3	1	6	6

INDIVIDUAL ONE-HIT PITCHING PERFORMANCES

DATE	PITCHER	INN.	OPPONENT	SCORE
04/13/1956	Robert Shirley	7	Wichita State	12-0
04/12/1957	Ron Wiley	7	Oklahoma	2-0
05/18/1962	Carl Nelson	7	Oklahoma	12-0
04/12/1963	Carl Nelson	7	Nebraska	0-1
05/08/1965	Santo Buda	7	Missouri	0-1
03/18/1972	Robert Wolf	7	Washburn	0-1
03/22/1972	Robert Wolf	7	Emporia State	6-1
04/28/1972	Robert Cox	7	Oklahoma	0-1
03/17/1973	Steve Corder	7	Washburn	4-0
03/16/1976	Roger Slagle	7	Texas Lutheran	3-1
04/15/1977	Terry Sutcliffe	7	Iowa State	7-1
04/25/1981	Kevin Clinton	7	Iowa State	5-0
03/12/1986	John Heeney	7	UT-Pan American	1-2
03/10/1987	Scott Taylor	7	Tarkio	7-0
04/30/1988	Steve Renko, Jr.	7	Benedictine	9-0
05/07/1988	Craig Mulcahy	7	Oklahoma	3-0
05/12/2001	Doug Lantz	7	UT-Pan American	8-0
04/25/2014	Jordan Piche	9	Baylor	1-0
03/15/2019	Ryan Zeferjahn	8	St. John's	0-1



Shaeffer HALL

5 FEB. 20, 2009

KANSAS 5, AIR FORCE 0

USA Stadium • Millington, Tenn.
Feb. 20, 2009

KANSAS	AB	R	H	BI	AIR FORCE	AB	R	H	BI
Faunce, cf/lf	5	0	0	0	Carter, rf	1	0	0	0
Heere, rf	4	0	1	0	Randhawa, ss	3	0	0	0
Price, 2b	3	0	1	0	Alexander, dh	3	0	0	0
Narodowski, ss4	2	1	0	0	Ausbun, ph	1	0	0	0
Thompson, 3b4	1	2	1	1	Gentry, 1b	3	0	0	0
Waters, dh	4	2	2	1	Lupo, lf/c	3	0	0	0
Lisher, ph	1	0	0	0	McMahon, 2b	3	0	0	0
Land, 1b	3	0	0	1	Walker, cf	3	0	0	0
Lincoln, c	4	0	2	1	Mayo, c	2	0	0	0
Marasco, lf	3	0	1	1	Kessler, ph/lf	1	0	0	0
Brunansky, cf1	0	1	0	0	Schierholtz, 3b	3	0	0	0
TOTALS	35	5	11	5	TOTALS	26	0	0	0

	1	2	3	4	5	6	7	8	9	R	H	E
KANSAS	0	1	0	0	0	0	3	1	0	5	11	0
AIR FORCE	0	0	0	0	0	0	0	0	0	0	0	1

E-Schierholtz (1). **DP**-Kansas 1. **LOB**-Kansas 5, Air Force 3. **2B**-Price (1), Thompson (1). **HBP**-Randhawa. **SF**-Land (1). **SB**-Waters (1), Marasco (1), Carter (1). **CS**-Heere (1).

KANSAS	IP	H	R	ER	BB	SO
Hall (W)	9.0	0	0	0	3	7



Eli DAVIS

6 MAY 14, 2021

KANSAS 10, KANSAS STATE 0

Hoglund Ballpark • Lawrence, Kan.
May 14, 2021

k-state	AB	R	H	BI	Kansas	AB	R	H	BI
Johnson, cf	1	0	0	0	Ditzenberger, 1b	4	0	2	3
Thompson, 3b3	0	0	0	0	Ahuna, ss	4	1	1	0
Goodwin, ss	3	0	0	0	Josenberger, cf	3	1	0	0
Kokoska, rf	2	0	0	0	Messinger, 3b	4	1	1	1
Ceballos, c	3	0	0	0	Vosik, lf	3	1	1	1
Phillips, lf	2	0	0	0	Tulimero, c	3	2	1	1
Spurlin, 1b	2	0	0	0	Williams, c	0	0	0	0
Carinci, 2b	2	0	0	0	Lichty, dh	4	2	1	1
Maxson, dh	2	0	0	0	Cosentino, 2b	3	1	0	0
Ford, p	0	0	0	0	Burnham, rf	1	1	1	1
Herbers, p	0	0	0	0	Davis, p	0	0	0	0
TOTALS	20	0	0	0	TOTALS	29	10	8	8

	1	2	3	4	5	6	7	R	H	E
K-STATE	0	0	0	0	0	0	0	0	0	4
KANSAS	6	0	2	0	2	0	0	10	8	0

E-Thompson, Ceballos, Carinci, Ford. **LOB**-K-State 2, Kansas 7. **2B**-Ditzenberger, Ahuna, Vosik, Lichty. **HBP**-Johnson. **CS**-Johnson. **REACHED ON CI**-Burnham.

KANSAS	IP	H	R	ER	BB	SO
Davis (W)	7.0	0	0	0	4	4

TEAM NO-HITTERS

KANSAS 4, WASHBURN 0

Topeka, Kan.
April 5, 1960

KANSAS	AB	R	H	BI	WASHBURN	AB	R	H	BI
Nichols, 1b	5	0	0	0	Yeager, 2b	4	0	0	0
Dorney, c	4	1	1	1	Blingser, ss	4	0	0	0
Bryant, ss	5	0	2	3	Johnson, lf	4	0	0	0
Schick, cf	5	0	1	0	Bailey, rf	2	0	0	0
Mailen, lf	2	0	0	0	Payne, 1b	2	0	0	0
Waldschmidt, p	1	0	0	0	Richards, cf	3	0	0	0
Holler, p	1	0	0	0	Harrison, 3b	3	0	0	0
Hensley, p	4	0	0	0	Seymour, c	2	0	0	0
Tonge, rf	4	1	2	0	Haney, p	2	0	0	0
Culp, 3b	3	1	0	0	Milner, p	1	0	0	0
Talley, 2b	2	1	0	0					
TOTALS	36	4	6	4	TOTALS	27	0	0	0

	1	2	3	4	5	6	7	8	9	R	H	E
KANSAS	0	0	0	0	0	0	2	0	2	4	6	1
WASHBURN	0	0	0	0	0	0	0	0	0	0	0	1

E-Nichols, Payne. **LOB**-KU 9, Washburn 3. **2B**-Tonge, Schick, Dorney. **3B**-Tonge, Bryant. **SB**-Payne 2, Talley. **SH**-Dorney.

KANSAS	IP	H	R	ER	BB	SO
Waldschmidt	3.0	0	0	0	1	8
Holler (W)	3.0	0	0	0	0	3
Hensley	3.0	0	0	0	1	3

WASHBURN	IP	H	R	ER	BB	SO
Haney (L)	7.0	5	2	2	2	7
Milner	2.0	1	2	2	2	1

KANSAS 8, TEXAS SOUTHERN 0

Cougar Field • Houston, Texas
Feb. 1, 2004

KANSAS	AB	R	H	BI	TEXAS SOUTH	AB	R	H	BI
M. Baty, 2b	3	2	2	0	Nevels, cf	4	0	0	0
Ri. Price, ss	4	1	2	4	White, ss	3	0	0	0
Scholl, lf	4	1	2	1	DeLeon, 3b	3	0	0	0
R. Baty, 1b	5	0	0	0	Coachmen, 3b	1	0	0	0
Tribble, rf	5	0	0	0	Stricklen, dh	2	0	0	0
Metcalf, 3b	5	0	2	1	Daniels, ph/dh	2	0	0	0
Richardson, c	3	0	0	0	Alexander, rf	3	0	0	0
Schwitzer, pr/dh	2	2	1	0	Burns, lf	2	0	0	0
Kilgo, ph	1	0	0	0	Garcia, 2b	3	0	0	0
Sibley, cf	3	2	1	0	Renya, c	2	0	0	0
Sharpe, p	0	0	0	0	Capehart, p	0	0	0	0
Knippschild, p	0	0	0	0	Barrett, p	0	0	0	0
Jean, p	0	0	0	0	Guillory, p	0	0	0	0
S. Land, p	0	0	0	0	Williams, p	0	0	0	0
Schambach, p	0	0	0	0					
TOTALS	36	8	10	8	TOTALS	28	0	0	0

	1	2	3	4	5	6	7	8	9	R	H	E
KANSAS	0	0	0	0	2	0	1	0	5	8	10	1
T. SOUTHERN	0	0	0	0	0	0	0	0	0	0	0	3

E- Ri. Price, DeLeon, Coachmen, Guillory. **LOB**- KU 9, TSU 4. **2B**- Scholl, Metcalf. **SF**- Ri. Price. **SB**- M. Baty 2, Ri. Price, Scholl, Sibley.

KANSAS	IP	H	R	ER	BB	SO
Sharpe	3.0	0	0	0	1	1
Knippschild (W)	3.0	0	0	0	0	6
Jean	1.0	0	0	0	0	1
S. Land	1.0	0	0	0	1	1
Schambach	1.0	0	0	0	1	2

TEXAS SOUTHERN	IP	H	R	ER	BB	SO
Capehart (L)	5.0	4	2	2	2	1
Barrett	3.0	2	1	1	0	3
Guillory	0.1	2	3	3	1	1
Williams	0.2	2	2	0	2	1



TOP PITCHING PERFORMANCES



Jimmy WALKER
1 MAY 31, 1993

Senior Jimmy Walker tossed a 10-inning complete game to lead Kansas to its first NCAA Regional Championship. Walker struck out a career-high 15 in the game, while his offense scored in the bottom of the ninth and 10th for the win.

KANSAS 3, FRESNO STATE 2
Lindsay Nelson Stadium • Knoxville, Tenn.
May 31, 1993

FRESNO ST.	AB	R	H	BI	KANSAS	AB	R	H	BI
Greene, 2b	4	0	0	0	Monroe, cf	5	0	1	1
Thrasher, rf	5	1	3	0	Mahon, dh	1	0	0	0
Dandridge, lf	5	0	1	0	Turney, dh	2	0	0	0
Johnson, c	5	0	1	1	Berblinger, 2b	5	1	2	0
Fjelstad, dh	5	1	1	1	Wuycheck, 1b	5	0	0	0
McNamara, cf	5	0	2	0	Igou, lf	3	0	1	1
Renteria, 1b	5	0	2	0	Tarquino, rf	5	0	0	0
Minor, 3b	5	0	1	0	Wilhelm, 3b	3	2	0	0
Reynoso, ss	3	0	0	0	Wilmot, c	0	0	0	0
					Rude, ss	4	0	2	1
TOTALS	42	2	11	2	TOTALS	33	3	6	3

	1	2	3	4	5	6	7	8	9	10	R	H	E
FRESNO STATE	1	0	0	0	0	0	1	0	0	0	2	11	2
KANSAS	0	0	0	0	0	1	0	0	1	1	3	6	1

E-Greene, Reynoso, Wuycheck. **LOB**-FSU 12, KU 15. **2B**-McNamara, Renteria. **3B**-Thrasher, Berblinger. **HR** Fjelstad (6). **SB**-Reynoso, Thrasher, Berblinger, Monroe. **CS**-Rude. **SH**-Rude, Wilmot 2.

KANSAS	IP	H	R	ER	BB	SO
Walker (W, 9-2)	10.0	11	2	2	2	15



Brett BOCHY
2 MARCH 28, 2010

Junior Brett Bochy tossed six perfect innings in relief as Kansas won its first series in Waco with a 12-6 triumph over Baylor in 14 innings. Bochy led the KU bullpen, which held the Bears hitless over the final 11 innings.

KANSAS 12, BAYLOR 6
Baylor Ballpark • Waco, Texas
March 28, 2010

Kansas	AB	R	H	BI	BAYLOR	AB	R	H	BI
Lytle, rf	5	2	1	0	Vick, lf	5	1	0	0
Price, 2b	6	1	3	6	Pinckard, cf/p	7	1	1	1
Heere, cf	6	1	0	1	Hainsfurther, 3b	6	1	1	2
Thompson, 3b	1	0	1	1	Campbell, 2b	5	1	1	0
Dreiling, ph/3b	7	0	3	2	Muncy, 1b	6	1	1	3
Waters, lf	7	0	3	1	Collins, rf/cf	4	0	0	0
Marasco, dh	7	1	2	0	Gedwed, dh	3	0	2	0
Stanfield, c	6	3	3	0	Evatt, ph	0	0	0	0
Elgie, 1b	5	0	0	0	Towey, ph/rf	3	0	0	0
Lisher, ph/1b	1	1	0	0	Browder, p	0	0	0	0
Macias, ss	6	3	2	1	Winter, p	0	0	0	0
					Glime, c	2	0	0	0
					Slater, pr	0	0	0	0
					Baker, c	2	0	0	0
					Ware, ss	4	1	1	0
TOTALS	57	12	18	12	TOTALS	47	6	7	6

	1	2	3	4	5	6	7	8	9	10	11	12	13	14	R	H	E	
KANSAS	3	0	0	0	2	0	0	0	0	0	0	0	0	0	6	12	18	1
BAYLOR	0	6	0	0	0	0	0	0	0	0	0	0	0	0	0	6	7	1

E-Macias (3), Ware (6). **DP**-BU 1. **LOB**-KU 15, BU 8. **2B**-Price (6), Thompson (2), Gedwed (1). **HR**-Muncy (6). **HBP**-Lytle 3, Marasco, Macias. **SH**-Price (2), Ware (1). **SB**-Lytle (6).

KANSAS	IP	H	R	ER	BB	SO
Bollman	3.0	7	6	6	3	0
Poppe	3.1	0	0	0	3	1
Marciel	0.1	0	0	0	1	1
Murray	1.1	0	0	0	1	2
Bochy (W)	6.0	0	0	0	0	4



Jordan PICHE'
2 APRIL 25, 2014

Senior Jordan Piche' threw a complete game one-hitter against Baylor to start a nine-game conference win streak. His only hit allowed came from Bears' first batter of the game. Piche' went on to strike out five batters in the game for the victory.

KANSAS 1, BAYLOR 0
Baylor Ballpark • Waco, Texas
April 25, 2014

KANSAS	AB	R	H	BI	BAYLOR	AB	R	H	BI
Protacio, ss	2	0	1	0	Langford, 2b	3	0	1	0
McKay, dh	3	0	0	0	Doe, ss	2	0	0	0
Tinsley, ph	0	0	0	0	Toth, rf	4	0	0	0
Suiter, lf	3	0	0	0	Wendel, 3b	3	0	0	0
Smith, rf	4	0	0	0	Menard, c	3	0	0	0
Wright, 2b	4	0	1	0	Dodson, 1b	2	0	0	0
Tharp, cf	3	0	1	0	Price, 1b	0	0	0	0
Beck, 1b	3	0	0	0	Sheppard, lf	3	0	0	0
Pidhaichuk, 1b	1	0	0	0	Tunnell, dh	3	0	0	0
Hernandez, 3b	1	0	0	0	Brown, cf	3	0	0	0
Eldredge, c	3	0	2	1					
TOTALS	29	1	5	1	TOTALS	26	0	1	0

	1	2	3	4	5	6	7	8	9	R	H	E
KANSAS	0	0	0	0	0	0	0	0	1	1	5	0
BAYLOR	0	0	0	0	0	0	0	0	0	0	1	1

E-Michalec. **LOB**-KU 11, BU 3. **2B**-Protacio, Tharp. **HBP**-McKay, Hernandez, Doe. **SH**-Protacio, Suiter, Doe. **SB**-Langford.

KANSAS	IP	H	R	ER	BB	SO
Piche' (W)	9.0	1	0	0	2	5

TOP HITTING PERFORMANCES



John HART
1 MARCH 5, 1984

Kansas right fielder John Hart set an NCAA record by hitting two grand slams in the second inning against Missouri Western in 1984. KU's 14-run inning represented a school record until a 16-run first inning in 1993.

KANSAS 17, MISSOURI WESTERN 3

Quigley Field • Lawrence, Kan.
March 5, 1984

MO. WESTERN	AB	R	H	BI	KANSAS	AB	R	H	BI
McMahill, 3b	1	0	0	0	Zych, 2b	3	1	0	0
Huckaby, rf	3	0	2	0	Yelton, cf	4	3	3	3
Windle, ss	2	0	0	0	Heeney, ss	1	2	0	0
Jackson, 1b	2	0	0	0	Hart, rf	4	2	2	8
Esington, cf	2	0	0	0	Meyer, dh	3	1	1	0
Shingleton, lf	2	1	0	0	Doherty, 1b	3	2	1	0
Kinsley, dh	2	0	0	0	Thomson, c	3	3	3	3
Sell, c	1	1	1	1	Ingram, lf	3	2	2	0
Zwaschka, 2b	1	1	1	0	Chrisenson, 3b	3	1	2	2
Phillips, 3b	1	0	0	0	Schweigert, pr	0	0	0	0
					Scheetz, 3b	0	0	0	0
TOTALS	18	3	4	3	TOTALS	27	17	14	16

	1	2	3	4	5	R	H	E
MISSOURI WESTERN	0	0	2	1	0	3	4	2
KANSAS	1	14	2	0	x	17	14	2

E-McMahill, Zwaschka, Christenson 2. **DP**-MWU 1, KU 1. **LOB**-MWU 4, KU 0. **2B**-Thomson. **HR**-Yelton, Thomson, Hart 2.

KANSAS	IP	H	R	ER	BB	SO
Kroeker (W)	5.0	4	3	2	3	4



Rocky HELM
2 APRIL 30, 1987

KU staged a dramatic comeback against Washburn in 1987, rallying from an 11-0 deficit for a 13-12 extra-inning win April 30. Junior Rocky Helm led the charge with four RBIs in the game. The 11-run deficit is believed to be the largest a Kansas team has overcome in a victory.

KANSAS 13, WASHBURN 12

McDonald Park • Topeka, Kan.
April 30, 1987

KANSAS	AB	R	H	BI	WASHBURN	AB	R	H	BI
Karlin, cf	6	1	1	1	Waltrip, cf	3	2	1	0
Ray, 2b	4	1	1	1	Gahagan, ph	1	0	1	1
Byrn, ph/1b	2	2	1	1	Soderberg, 2b	2	1	0	1
Stanfield, dh	5	1	2	2	Rose, ph	1	0	1	0
Matthews, rf/3b	4	2	1	0	Middendorf, p	4	1	1	1
Helm, lf	6	1	2	4	Nail, p	0	0	0	0
Renko, 1b/rf	6	0	1	0	Jochems, p	0	0	0	0
Boesch, c	3	1	2	1	Helt, ph	2	0	0	0
Smith, pr/2b	1	1	0	0	Osterhaus, p	0	0	0	0
Bilyeu, ss	5	2	3	2	Wright, rf	6	2	2	3
Serate, 3b	1	0	0	0	Zych, 3b	5	1	1	1
Pfister, ph	0	1	0	0	Gregor, 1b	5	1	1	1
					Johnson, lf	6	1	2	1
					Minihan, ss	5	3	3	0
					Monhollon, c	6	0	0	0
TOTALS	43	13	14	12	TOTALS	46	12	13	9

	1	2	3	4	5	6	7	8	9	10	R	H	E
KANSAS	0	0	0	0	0	5	0	3	4	1	13	14	5
WASHBURN	6	1	0	0	4	0	0	1	0	0	12	13	1

E-Serate, Bilyeu, Ray, Smith, Hinkle, Gregor. **DP**-KU 1, WU 1. **LOB**-KU 16, WU 11. **2B**-Renko, Helm 2, Gregor. **3B**-Bilyeu. **HR**-Wright. **SB**-Wright 2, Minihan, Gahagan, Waltrip 2, Middendorf, Rose. **CS**-Gahagan.

KANSAS	IP	H	R	ER	BB	SO
Stoppel	2.0	7	7	4	4	3
Andress	3.0	2	4	0	1	1
Hinkle	1.0	0	0	0	0	2
Murrie (W)	3.0	4	1	1	2	4



Jeff NIEMEIER
3 MAY 3, 1993

Senior Jeff Niemeier had the first recorded cycle in KU history against Benedictine in 1993. Niemeier had a career-high seven RBIs in the game, which were two shy of the school record.

KANSAS 18, BENEDICTINE 3

Hoglund-Maupin Stadium • Lawrence, Kan.
May 3, 1993

BENEDICTINE	AB	R	H	BI	KANSAS	AB	R	H	BI
Rando, cf	5	1	1	0	Rude, ss	5	3	3	2
Roder, ss	3	1	1	0	Turney, 2b	5	4	2	1
Budden, ph	0	0	0	0	Monroe, cf	5	2	1	0
Kenagy, 1b	5	0	1	1	Niemeier, dh	4	2	4	7
Mispagel, rf	3	1	1	0	Soult, ph	1	0	0	0
Malloy, rf	1	0	0	0	Igou, lf/rf	3	1	2	2
Davidson, dh	2	0	1	0	Benninghoff, rf	4	2	2	2
Dan, ph/dh	1	0	0	0	Mahon, ph/lf	1	0	1	0
Heying, 3b	2	0	1	0	Wilhelm, 3b	4	2	1	0
Peterson, ph	1	0	0	0	King, 1b	4	1	2	1
Stockard, 2b	4	0	0	0	Wychck, ph/1b	1	0	0	0
Wright, c	2	0	0	0	Wilmot, c	4	1	2	1
Saucdeot, c	0	0	0	0					
Gormley, lf	4	0	1	1					
TOTALS	33	3	7	2	TOTALS	41	18	20	16

	1	2	3	4	5	6	7	8	9	R	H	E
BENEDICTINE	2	0	0	0	0	1	0	0	0	3	7	3
KANSAS	2	0	2	2	1	11	0	0	x	18	20	2

E-Roder 2, Saucerot, Meyer, Turney. **DP**-KU 2. **LOB**-BC 12, KU 7. **2B**-Roder, Rude, Niemeier. **3B**-Niemeier. **HR**-Niemeier (9), Benninghoff (11). **SB**-Rando (1), Monroe 2 (12). **CS**-Monroe. **SF**-Niemeier, Igou.

KANSAS	IP	H	R	ER	BB	SO
Meyer (W)	5.0	3	2	1	3	3
Greene	2.0	3	1	1	2	2
Baird	2.0	1	0	0	2	1



RUNS GALORE

Kansas set all kinds of school records in a 36-2 win over Northwest Missouri State in 1993. The Jayhawks scored 16 runs in the first inning and banged out 33 hits against the Bearcats, including six home runs. Designated hitter Joel Benninghoff led the charge with two doubles, two homers and nine RBIs.

KANSAS 36, NW MISSOURI STATE 2

Hoglund-Maupin Stadium • Lawrence, Kan.
March 16, 1993

NW MISSOURI	AB	R	H	BI	KANSAS	AB	R	H	BI
Benson, cf	4	0	0	0	Berblinger, 2b	3	3	5	
Gonzalez, 2b	3	0	0	0	Turney, 2b	3	1	3	2
Watson, lf	3	0	2	0	Monroe, cf	6	3	3	2
Davis, c	3	0	1	0	Stickelman, ph	2	0	1	1
Hobbs, ph	1	0	0	0	Wuycheck, 1b	4	2	3	4
Mefford, rf	2	0	0	0	King, 1b/lf	2	0	0	0
Roper, ph/ff	1	0	0	0	Niemeier, c/1b	2	2	0	
Tripp, dh	2	1	1	0	Tarquino, rf	4	5	4	2
Walls, 3b	2	0	0	0	Wilmot, c	1	0	0	0
Wahlert, 3b	0	0	0	0	Igou, c	6	4	4	3
Huffington, 1b	3	1	2	1	Florell, ph/lf	1	1	0	0
Dolweck, ss	3	0	1	1	Wilhelm, 3b	3	3	2	2
					Soult, 3b	1	2	0	0
					Benninghoff, dh	6	6	4	9
					Rude, ss	4	2	3	4
					Hardesty, ss	2	1	2	0
TOTALS	27	2	7	2	TOTALS	55	36	33	34

	1	2	3	4	5	6	7	R	H	E
NW MO STATE	1	0	1	0	0	0	2		7	5
KANSAS	16	9	2	2	5	2	x		36	33

E-Gonzalez, Watson, Wahlert, Dolweck, King. **LOB**-NWMS 8, KU 11. **2B**-Tripp, Huffington, Dolweck, Turney, Niemeier, Tarquino, Wilhelm, Benninghoff 2. **3B**-Monroe, Wuycheck, Rude. **HR**-Huffington (1), Berblinger (5), Monroe (1), Wuycheck (2), Tarquino (1), Benninghoff 2 (5). **SB**-Berblinger (11). **CS**-Huffington. **SF**-Berblinger.

KANSAS	IP	H	R	ER	BB	SO
Corn (W)	5.0	6	2	2	2	2
Tittrington	2.0	1	0	0	2	3



Jared SCHWEITZER

JUNE 2, 2006

Senior Jared Schweitzer led KU to its first NCAA Tournament win of the Ritch Price era by hitting for the cycle in the opening round game against Hawaii in 2006. Schweitzer's sixth-inning home run broke a 5-5 tie and gave KU its first lead.

KANSAS 9, HAWAII 6

Goss Stadium • Corvallis, Ore.
June 2, 2006

HAWAII	AB	R	H	BI	KANSAS	AB	R	H	BI
Wilder, lf	3	1	1	1	Baty, cf	5	0	1	1
DuPree, cf	5	0	2	0	Murphy, cf	0	0	0	0
Frash, 3b	3	0	0	1	Ri. Price, ss	4	3	2	0
Avila, 1b	5	0	1	0	Schweitzer, 1b	5	2	4	2
Inouye, rf	3	1	1	1	Milner, rf	4	0	1	1
Lopez, c	3	0	0	0	Allman, lf	5	0	2	0
Asato, ph	1	0	0	0	Morrison, 3b	5	1	2	3
Spiers, pr	0	0	0	0	Simpson, dh	5	0	1	0
Christensen, ss	4	1	1	1	Ry. Price, 2b	3	1	1	1
Sanchez, dh	5	2	1	0	Afenir, c	3	1	2	1
Hee, 2b	4	1	2	1	Faunce, pr	0	1	0	0
					Parzyk, c	0	0	0	0
TOTALS	36	6	9	5	TOTALS	39	9	16	9

	1	2	3	4	5	6	7	8	9	R	H	E
HAWAII	1	1	3	0	0	0	0	1	0		6	9
KANSAS	0	0	3	1	0	3	2	0	x		9	16

E-Ri. Price (9), Morrison (24). **DP**-KU 1. **LOB**-UH 11, KU 10. **2B**-Baty (19), Schweitzer (14). **3B**-Schweitzer (1). **HR**-Schweitzer (10), Morrison (14), Ry. Price (8), Afenir (4). **HBP**-Wilder, Ri. Price. **SH**-Lopez (6). **SF**-Milner (3).

KANSAS	IP	H	R	ER	BB	SO
Quick	5.0	7	5	5	5	2
McNamara (W)	2.0	0	0	0	0	3
Smyth	0.2	2	1	1	1	1
D. Czyz (SV, 19)	1.1	0	0	0	0	1



Connor MCKAY

MAY 10, 2013

Sophomore Connor McKay went 4-for-4 and hit for the cycle against in-state rival Kansas State in a 4-3 loss. McKay doubled in the second, singled in the fourth and hit a solo shot in the sixth before stepping to the plate in the ninth where he led off the inning with a triple to complete the cycle.

KANSAS STATE 4, KANSAS 3

Hoglund Ballpark • Lawrence, Kan.
May 10, 2013

KANSAS STATE	AB	R	H	BI	KANSAS	AB	R	H	BI
Kivett, 2b	4	1	1	0	Protacio, 2b	5	0	1	0
Witt, lf	4	1	1	1	Kuntz, ss	5	0	3	1
Conlon, 1b	5	0	3	0	Suiter, lf	4	0	1	0
King, cf	3	0	1	0	DeLeon, 1b	4	0	1	0
Fisher, ss	4	0	1	1	Dreiling, 3b	3	0	0	0
Davis, 3b	4	0	1	0	Smith, rf	3	0	0	0
Meyer, rf	5	2	2	1	McKay, dh	4	2	4	1
DeBord, c	1	0	0	0	Eldredge, c	3	0	0	1
Bee, c	3	0	0	0	Tharp, cf	4	1	1	0
Speer, dh	1	0	0	1					
TOTALS	34	4	10	4	TOTALS	35	3	11	3

	1	2	3	4	5	6	7	8	9	R	H	E
KANSAS STATE	1	0	0	2	1	0	0	0		4	10	0
KANSAS	0	0	0	0	1	1	0	0	1		3	11

E-Smith. **DP**-KSU 2, KU 1. **LOB**-KSU 13, KU 8. **2B**-Kivett, Conlon, Fisher, Davis, Kuntz (2), McKay, Tharp. **3B**-McKay. **HR**-Meyer, McKay. **HBP**-Kivett, King, Dreiling, Smith. **SF**-Fisher, Speer. **SB**-Dreiling. **CS**-Smith.

KANSAS	IP	H	R	ER	BB	SO
Taylor (L, 5-2)	5.1	7	4	3	3	3
Kahana	2.2	3	0	0	1	0
Mustain	1.0	0	0	0	2	3

ON TELEVISION

BIG TEN NETWORK PLUS

DATE	OPPONENT	RESULT
May 3, 2016	at #19 Minnesota	L, 7-19
May 4, 2016	at #19 Minnesota	L, 7-12
March 10, 2020	at Iowa	L, 0-8
March 11, 2020	at Iowa	L, 1-3
Feb. 18, 2022	vs. Illinois	W, 4-2
Feb. 19, 2022	vs. Illinois	W, 12-1
Feb. 20, 2022	vs. Illinois	L, 1-7
March 4, 2022	vs. Michigan State	L, 2-11
March 5, 2022	at Minnesota	L, 1-8
March 6, 2022	vs. Illinois	W, 10-7
April 23, 2024	at Nebraska	W, 9-4

CBS COLLEGE SPORTS

DATE	OPPONENT	RESULT
April 20, 2008	at Nebraska	W, 6-3
April 14, 2009	at Creighton	W, 7-6 (10)
April 7, 2010	at Creighton	W, 5-4
April 18, 2010	at Nebraska	W, 6-1
April 26, 2011	at Creighton	L, 3-5

COX 7 ARIZONA

DATE	OPPONENT	RESULT
March 3, 2015	at Grand Canyon	L, 4-12

DIBASEBALL

DATE	OPPONENT	RESULT
Feb. 23, 2024	vs. Texas State	W, 7-4
Feb. 24, 2024	vs. Washington State	L, 4-5
Feb. 25, 2024	vs. #24 Kentucky	L, 5-8

ESPN2

DATE	OPPONENT	RESULT
May 31, 2014	vs. Louisville	L, 3-6

ESPNU

DATE	OPPONENT	RESULT
May 6, 2005	Texas	W, 5-2
May 7, 2005	Texas	W, 2-1
May 8, 2005	Texas	L, 5-16
April 9, 2023	at #19 West Virginia	L, 3-12
May 25, 2023	vs. TCU	L, 4-14 (8)

ESPN+

DATE	OPPONENT	RESULT
February 18, 2019	at South Carolina Upstate	W, 5-3
March 30, 2019	#25 Baylor	L, 2-8
March 30, 2019	#25 Baylor	L, 0-8
March 31, 2019	#25 Baylor	W, 12-7
April 9, 2019	Missouri State	W, 11-6
April 12, 2019	Oklahoma State	L, 27-6
April 13, 2019	Oklahoma State	W, 5-4
April 14, 2019	Oklahoma State	W, 7-6 (11)
Feb. 21, 2020	at Charleston Southern	L, 1-2
March 4, 2020	Creighton	W, 3-2
March 6, 2020	Indiana State	W, 6-1
March 7, 2020	Indiana State	L, 3-9
March 8, 2020	Indiana State	L, 2-8
March 19, 2021	Creighton	W, 7-6 (14)
March 20, 2021	Creighton (DH)	W, 11-3
March 20, 2021	Creighton (DH)	W, 11-3
March 21, 2021	Creighton	W, 7-4
March 23, 2021	at Lafayette	W, 20-5
March 26, 2021	at West Virginia	L, 0-11
March 27, 2021	at West Virginia (DH)	W, 9-2
March 27, 2021	at West Virginia (DH)	L, 2-15
March 30, 2021	Missouri	W, 10-9
April 1, 2021	#5 Texas	L, 2-5
April 2, 2021	#5 Texas	L, 0-7
April 3, 2021	#5 Texas	L, 2-11
April 6, 2021	Texas Southern (DH)	W, 8-1
April 6, 2021	Texas Southern (DH)	W, 8-0
April 13, 2021	Air Force	W, 13-3 (8)

April 14, 2021	Air Force	W, 7-4
April 17, 2021	Baylor (DH)	L, 2-8
April 17, 2021	Baylor (DH)	L, 2-6
April 18, 2021	Baylor	W, 3-2
April 23, 2021	at #8 TCU	L, 1-15
April 24, 2021	at #8 TCU	L, 3-10
April 25, 2021	at #8 TCU	W, 2-1
April 30, 2021	North Dakota State	L, 3-5
May 1, 2021	North Dakota State	W, 10-2
May 2, 2021	North Dakota State	L, 3-5
May 5, 2021	Missouri State	W, 3-1
May 7, 2021	#24 Oklahoma State	L, 3-14
May 8, 2021	#24 Oklahoma State	L, 0-19
May 9, 2021	#24 Oklahoma State	W, 8-7
May 14, 2021	Kansas State (DH)	W, 2-0
May 14, 2021	Kansas State (DH)	W, 10-0 (7)
May 15, 2021	Kansas State	L, 2-6
May 20, 2021	at #5 Texas Tech	W, 7-4
May 21, 2021	at #5 Texas Tech	L, 4-13
May 22, 2021	at #5 Texas Tech	L, 0-5
May 25, 2021	West Virginia	L, 7-8
March 2, 2022	Missouri State	L, 3-12
March 8, 2022	at Charleston Southern	W, 7-5
March 9, 2022	at Charleston Southern	W, 13-1
March 19, 2022	at Indiana State	L, 2-6
March 20, 2022	at Indiana State	W, 7-5
March 20, 2022	at Indiana State	L, 10-11
March 23, 2022	at Wichita State	L, 5-7 (10)
March 25, 2022	at #4 Oklahoma State	L, 2-4
March 30, 2022	Wichita State	W, 14-2
April 1, 2022	#4 Texas Tech	L, 2-8
April 2, 2022	#4 Texas Tech	L, 2-28
April 3, 2022	#4 Texas Tech	W, 8-5
April 8, 2022	Illinois State	W, 13-9
April 9, 2022	Illinois State	W, 6-2
April 10, 2022	Illinois State	W, 10-5
April 12, 2022	Omaha	L, 10-11
April 14, 2022	at Baylor	W, 3-2
April 15, 2022	at Baylor	L, 2-19
April 16, 2022	at Baylor	L, 5-6
April 19, 2022	Texas Southern	W, 7-6
April 20, 2022	Texas Southern	W, 16-5 (7)
April 22, 2022	Oklahoma	L, 2-15
April 23, 2022	Oklahoma	L, 6-7 (14)
April 24, 2022	Oklahoma	L, 4-24 (7)
April 29, 2022	West Virginia	W, 7-3
April 30, 2022	West Virginia	L, 7-10
May 1, 2022	West Virginia	L, 8-10
May 6, 2022	at K-State	W, 5-3
May 7, 2022	at K-State	L, 2-5
May 8, 2022	at K-State	L, 3-6
May 13, 2022	#20 TCU	L, 6-15
May 14, 2022	#20 TCU	L, 3-30
May 15, 2022	#20 TCU	L, 2-8
March 8, 2023	Wichita State	W, 4-0
March 15, 2023	at Charleston Southern	L, 4-12
March 17, 2023	at The Citadel	L, 3-4
March 17, 2023	at The Citadel	L, 2-3
March 19, 2023	at The Citadel	W, 12-8
March 22, 2023	vs. #15 Missouri	L, 3-8
March 24, 2023	at #24 TCU	L, 6-8
March 25, 2023	at #24 TCU	L, 5-18
March 26, 2023	at #24 TCU	L, 0-14 (7)
March 31, 2023	Baylor	W, 12-4
April 1, 2023	Baylor	W, 13-6
April 2, 2023	Baylor	W, 5-4
April 4, 2023	Missouri State	W, 9-8 (10)
April 7, 2023	at #19 West Virginia	W, 5-3
April 8, 2023	at #19 West Virginia	W, 10-7
April 11, 2023	vs. Texas Southern	W, 8-5
April 12, 2023	Texas Southern	W, 11-7
April 14, 2023	Kansas State	L, 4-5
April 15, 2023	Kansas State	L, 1-6
April 16, 2023	Kansas State	L, 18-21

April 18, 2023	Air Force	W, 19-4
April 19, 2023	Air Force	W, 12-2 (8)
April 21, 2023	#24 Oklahoma State	L, 10-15
April 22, 2023	#24 Oklahoma State	L, 3-14
April 23, 2023	#24 Oklahoma State	L, 3-8
April 26, 2023	at #25 Wichita State	W, 7-5 (10)
April 28, 2023	at Oklahoma	W, 8-2
April 29, 2023	at Oklahoma	L, 6-11
April 30, 2023	at Oklahoma	L, 4-7
May 5, 2023	#27 Texas	W, 10-4
May 6, 2023	#27 Texas	L, 2-6
May 7, 2023	#27 Texas	L, 6-7
May 11, 2023	at Samford	L, 2-3
May 12, 2023	at Samford	W, 12-4
May 13, 2023	at Samford	L, 7-9
May 18, 2023	at #28 Texas Tech	W, 3-1
May 19, 2023	at #28 Texas Tech	L, 7-8
May 20, 2023	at #28 Texas Tech	L, 1-15 (7)
May 24, 2023	vs. #13 Texas	W, 6-3
May 26, 2023	vs. Kansas State	L, 1-7
March 1, 2024	Texas Southern	W, 11-2
March 2, 2024	Texas Southern	W, 9-1 (7)
March 2, 2024	Texas Southern	W, 10-3
March 3, 2024	Texas Southern	W, 11-1 (7)
March 8, 2024	#3 TCU	W, 3-1
March 9, 2024	#3 TCU	W, 8-4
March 10, 2024	#3 TCU	L, 4-13
March 12, 2024	Missouri	L, 4-5 (10)
March 15, 2024	at Cincinnati	W, 14-4
March 16, 2024	at Cincinnati	L, 0-1
March 17, 2024	at Cincinnati	L, 1-10
March 22, 2024	UCF	W, 13-3
March 23, 2024	UCF	L, 2-6
March 23, 2024	UCF	L, 1-4
March 29, 2024	at BYU	W, 4-3
March 29, 2024	at BYU	W, 8-5
April 3, 2024	at Wichita State	L, 6-7
April 5, 2024	West Virginia	L, 10-11
April 6, 2024	West Virginia	L, 0-4
April 7, 2024	West Virginia	L, 9-16
April 9, 2024	#20 Nebraska	W, 13-11
April 12, 2024	Pacific	W, 18-7
April 13, 2024	Pacific	W, 12-3
April 14, 2024	Pacific	W, 19-3 (7)
April 19, 2024	at Baylor	L, 5-14
April 20, 2024	at Baylor	W, 8-4
April 21, 2024	at Baylor	W, 12-2 (8)
April 26, 2024	Texas Tech	W, 4-3
April 27, 2024	Texas Tech	W, 11-2
April 28, 2024	Texas Tech	W, 7-3
May 1, 2024	Wichita State	W, 8-1
May 3, 2024	at Kansas State	L, 2-3
May 4, 2024	at Kansas State	W, 4-0
May 5, 2024	at Kansas State	L, 2-4
May 10, 2024	Houston	L, 5-13
May 11, 2024	Houston	W, 11-9
May 12, 2024	Houston	W, 9-6
May 21, 2024	vs. Kansas State	W, 2-1
May 23, 2024	vs. #8 Oklahoma	L, 5-7
May 24, 2024	vs. TCU	W, 11-10
May 24, 2024	vs. #8 Oklahoma	L, 6-8

FLOBASEBALL

DATE	OPPONENT	RESULT
Feb. 17, 2023	vs. Valparaiso	W, 5-1
Feb. 18, 2023	vs. Valparaiso	L, 3-11
Feb. 19, 2023	vs. Valparaiso	W, 6-4
Feb. 16, 2024	vs. Illinois-Chicago	L, 9-11
Feb. 17, 2024	vs. Illinois-Chicago	L, 6-13
Feb. 18, 2024	vs. Illinois-Chicago	W, 8-2
Feb. 20, 2024	vs. Texas A&M Corpus Christi	W, 13-7

FOX COLLEGE SPORTS

DATE	OPPONENT	RESULT
April 3, 2007	at Kansas State	L, 6-10
April 20, 2007	at Texas Tech	L, 0-1
April 30, 2011	at Texas Tech	L, 4-9
May 13, 2012	at Kansas State	L, 3-9
April 27, 2014	at Baylor	W, 8-5
May 21, 2014	vs. West Virginia	L, 9-10
May 22, 2014	vs. Baylor	L, 3-4
March 27, 2015	at #17 Texas Tech	W, 7-4
March 29, 2015	at #17 Texas Tech	L, 2-3
April 2, 2015	at Oklahoma	L, 6-7 (10)
April 3, 2015	at Oklahoma	L, 3-6
April 4, 2015	at Oklahoma	L, 7-8 (10)
May 20, 2016	at #12 Oklahoma State	L, 2-9
April 21, 2017	at #19 Oklahoma	W, 15-10
April 23, 2017	at #19 Oklahoma	L, 6-7
May 19, 2017	at #4 Texas Tech	L, 4-16
May 24, 2017	vs. #6 TCU	W, 7-3
May 25, 2017	vs. Texas	L, 4-5
May 26, 2017	vs. #6 TCU	L, 0-6
March 23, 2018	at Baylor	W, 6-5

FOX SPORTS NET

DATE	OPPONENT	RESULT
April 23, 2006	at Kansas State	L, 4-5
May 28, 2006	vs. Nebraska	W, 9-7
May 5, 2007	Kansas State	L, 4-7
April 12, 2008	Texas Tech	W, 9-1
May 17, 2009	Kansas State	W, 17-7
May 1, 2010	at Oklahoma State	L, 7-8 (12)
May 7, 2011	at Oklahoma	L, 4-11
April 7, 2012	at Oklahoma State	L, 1-11
May 26, 2013	vs. Oklahoma	L, 2-7
May 23, 2018	vs. #12 Texas	W, 3-2
May 24, 2018	vs. Baylor	L, 5-10
May 25, 2018	vs. Oklahoma	L, 2-4

FOX SPORTS/BALLY SPORTS OKLAHOMA

DATE	OPPONENT	RESULT
May 21, 2016	at #12 Oklahoma State	L, 1-8
April 9, 2021	at Oklahoma	L, 4-10
April 10, 2021	at Oklahoma	W, 8-7 (10)

FOX SPORTS 1

DATE	OPPONENT	RESULT
April 20, 2014	at #13 Oklahoma State	L, 3-6
April 14, 2017	Oklahoma State	W, 6-5
May 13, 2018	at Kansas State	L, 6-7 (11)

FOX SPORTS PLUS

DATE	OPPONENT	RESULT
April 25, 2014	at Baylor	W, 1-0
April 26, 2014	at Baylor	W, 10-2
May 8, 2015	at #3 TCU	L, 2-4
April 1, 2016	at Baylor	W, 6-1
April 2, 2016	at Baylor	L, 1-2
April 3, 2016	at Baylor	L, 2-5
March 18, 2017	at #3 TCU	L, 1-5
March 19, 2017	at #3 TCU	W, 4-3
May 18, 2017	at #4 Texas Tech	L, 6-10
May 20, 2017	at #4 Texas Tech	L, 4-9
March 24, 2018	at Baylor	L, 6-17

FOX SPORTS SOUTHWEST

DATE	OPPONENT	RESULT
March 25, 2018	at Baylor	W, 8-5

JAYHAWK TELEVISION NETWORK

DATE	OPPONENT	RESULT
March 30, 2014	Oklahoma	W, 4-3
April 1, 2014	Wichita State	W, 4-2
April 12, 2014	TCU	L, 1-3
April 12, 2014	TCU	W, 5-1

May 3, 2014	#19 Texas Tech	W, 6-4
May 4, 2014	#19 Texas Tech	W, 4-1
March 10, 2015	Central Michigan	L, 2-8
April 12, 2015	#9 Oklahoma State	W, 4-2
April 18, 2015	Texas	W, 5-4
April 19, 2015	Texas	L, 7-16
April 21, 2015	Wichita State	W, 11-6
May 15, 2015	Kansas State	L, 0-11
May 16, 2015	Kansas State	L, 4-6
May 17, 2015	Kansas State	W, 9-6
April 9, 2016	#6 TCU	L, 0-8
April 10, 2016	#6 TCU	L, 6-14
April 27, 2016	vs. Nebraska	L, 1-3
April 30, 2016	Oklahoma	W, 7-2
April 30, 2016	Oklahoma	W, 9-8
May 7, 2016	#8 Texas Tech	L, 2-9
May 8, 2016	#8 Texas Tech	L, 3-6
March 31, 2017	Texas	L, 3-5
April 1, 2017	Texas	W, 2-1
April 2, 2017	Texas	W, 4-2
April 11, 2017	Wichita State	W, 8-6
April 30, 2017	Baylor	L, 1-3
April 30, 2017	Baylor	W, 6-1
May 12, 2017	Kansas State	W, 5-4
May 13, 2017	Kansas State	W, 6-4
May 14, 2017	Kansas State	L, 3-10
April 14, 2018	TCU	L, 3-13
May 4, 2018	West Virginia	L, 3-21
May 5, 2018	West Virginia	W, 13-3
May 6, 2018	West Virginia	W, 5-2
May 17, 2018	Oklahoma	W, 6-5 (10)
May 18, 2018	Oklahoma	W, 6-5
May 19, 2018	Oklahoma	L, 6-14
April 2, 2019	Wichita State	L, 1-9
April 24, 2019	Creighton	L, 5-6
May 3, 2019	Texas	W, 4-2
May 4, 2019	Texas	W, 1-0
May 5, 2019	Texas	W, 10-6
May 17, 2019	Kansas State	W, 10-0
May 19, 2019	Kansas State	W, 9-6
May 19, 2019	Kansas State	W, 6-4

THE LONGHORN NETWORK

DATE	OPPONENT	RESULT
April 20, 2012	at Texas	W, 7-2
April 21, 2012	at Texas	L, 0-3
April 22, 2012	at Texas	L, 3-7
March 14, 2014	at #10 Texas	W, 3-2
March 15, 2014	at #10 Texas	L, 1-2
March 16, 2014	at #10 Texas	W, 6-1
April 15, 2016	at Texas	W, 11-5
April 15, 2016	at Texas	L, 6-8
April 16, 2016	at Texas	L, 2-12
March 16, 2018	at Texas	L, 4-14
March 17, 2018	at Texas	L, 0-4
March 18, 2018	at Texas	L, 4-5
May 19, 2022	at #22 Texas	L, 4-12
May 20, 2022	at #22 Texas	L, 1-8
May 21, 2022	at #22 Texas	L, 6-11
May 16, 2024	at #24 Texas	L, 4-5
May 17, 2024	at #24 Texas	L, 2-3
May 18, 2024	at #24 Texas	L, 7-9

MOUNTAIN WEST SPORTS NETWORK

DATE	OPPONENT	RESULT
Feb. 18, 2011	at TCU	L, 2-8
Feb. 20, 2011	at TCU	W, 4-3 (14)
April 26, 2022	at Air Force	L, 8-18 (7)
April 27, 2022	at Air Force	W, 13-9

SPECTRUM SPORTSCHANNEL/COX 22

DATE	OPPONENT	RESULT
April 6, 2005	Wichita State	W, 13-6
April 18, 2006	Missouri State	W, 19-7

April 22, 2008	at Wichita State	L, 4-6
April 27, 2010	at Wichita State	L, 7-22
May 15, 2010	at Kansas State	W, 7-3
May 16, 2010	at Kansas State	L, 5-8
May 3, 2011	Wichita State	W, 7-4
May 20, 2011	at Kansas State	L, 10-11 (10)
April 10, 2012	Wichita State	L, 4-6 (16)
April 25, 2012	Kansas State	W, 8-7 (11)
May 11, 2012	at Kansas State	L, 0-2
April 4, 2014	at Kansas State	L, 0-10
April 5, 2014	at Kansas State	W, 6-3
April 6, 2014	at Kansas State	W, 2-1
April 29, 2014	at Wichita State	W, 10-3
May 13, 2016	at Kansas State	W, 4-1
May 14, 2016	at Kansas State	L, 2-12
May 15, 2016	at Kansas State	L, 5-8
May 17, 2016	at Wichita State	L, 6-7
March 21, 2017	Texas	L, 3-5
April 1, 2017	Texas	W, 2-1
April 2, 2017	Texas	W, 5-4
April 11, 2017	Wichita State	W, 8-6
April 30, 2017	Baylor	L, 1-3
April 30, 2017	Baylor	W, 6-1 (7)
May 12, 2017	Kansas State	W, 5-4
May 13, 2017	Kansas State	W, 6-4
May 14, 2017	Kansas State	L, 3-10

SEC NETWORK

DATE	OPPONENT	RESULT
May 18, 2021	Missouri	W, 9-8
April 6, 2022	at Missouri	L, 6-14
May 2, 2023	at Missouri	L, 7-9

SEC NETWORK+

DATE	OPPONENT	RESULT
Feb. 13, 2015	at #2 LSU	L, 1-4
Feb. 14, 2015	at #2 LSU	L, 5-8
Feb. 15, 2015	at #2 LSU	L, 4-7

YOUTUBE

DATE	OPPONENT	RESULT
March 28, 2024	at BYU	W, 11-1

COACHING RECORDS

RK	COACH	YRS	W	L	T	PCT.
1.	R. Price	20	581	558	3	.510
2.	F. Temple	28	438	397	5	.524
3.	D. Bingham	8	249	225	0	.525
4.	B. Randall	7	166	213	0	.438
5.	M. Pattin	6	122	172	2	.416
6.	D. Fitzgerald	2	56	55	0	.505
7.	D. Kaufman	3	55	28	1	.652
8.	J. Bunn	5	38	45	0	.458
9.	L. McCarty	5	37	21	1	.636
10.	G. Clark	4	35	27	1	.563
11.	A. Sherwin	3	33	18	0	.647
12.	U. Plank	3	26	13	0	.667
13.	W. Hogan	2	24	19	0	.558
14.	H. Ulrich	3	23	25	0	.479
15.	C. Nichols	1	18	7	0	.720
16.	A. Lindsay	1	13	2	0	.867
17.	R. Conger	2	11	19	0	.367
18.	L. Frank	1	10	4	0	.714
	F. Jewett	1	10	4	0	.714
	A. Relihan	1	10	5	0	.677
21.	M. Ebright	1	8	12	0	.400
22.	R. Sehon	1	7	12	0	.368
23.	F.C. Allen	2	6	15	0	.286
	T.C. Bishop	1	6	8	0	.429
25.	J. Bond	2	5	9	0	.357
	W. Culp	1	5	13	0	.278
27.	J.R. Snyder	1	4	2	0	.667
	R. Dugan	1	4	6	0	.400
	V. Bradford	1	4	9	0	.308
30.	O. Nesmith	1	3	10	2	.267
	M. Getto	1	3	12	0	.200
32.	E. Schaaake	1	0	5	0	.000
	F. Kappelman	1	0	3	0	.000

AT MLB STADIUMS

KAUFFMAN STADIUM

DATE	OPPONENT	RESULT
April 18, 1979	vs. Kansas City Royals (Ex.)	L, 5-6
April 29, 2008	vs. Missouri	W, 3-0
April 22, 2009	vs. Missouri	W, 7-3
April 21, 2010	vs. Missouri	W, 1-0
April 6, 2011	vs. Missouri	W, 7-1
April 27, 2016	vs. Nebraska	L, 1-3
March 22, 2023	vs. Missouri	L, 3-8
March 19, 2024	vs. Missouri	W, 4-3 (10)

HUBERT H. HUMPHREY METRODOME

DATE	OPPONENT	RESULT
March 1, 1991	at Minnesota	L, 4-11
March 2, 1991	at Minnesota	L, 3-9
March 3, 1991	at Minnesota	W, 3-2
Feb. 10, 2007	vs. South Dakota State	L, 5-6
Feb. 10, 2007	vs. South Dakota State	W, 3-2
Feb. 11, 2007	vs. South Dakota State	W, 4-1
Feb. 22, 2010	vs. Eastern Michigan	L, 1-3
Feb. 22, 2010	vs. Eastern Michigan	W, 9-5
March 9, 2012	vs. Stony Brook	L, 0-4
March 9, 2012	vs. Stony Brook	W, 3-1 (14)
March 10, 2012	at Minnesota	W, 9-4

YEAR-BY-YEAR RECORD

NO CONFERENCE AFFILIATION

YEAR	COACH	W-L-T	LEAGUE	FINISH
1880	Unknown	1-1-0	----	----
1881	No Team	----	----	----
1882	Unknown	2-0-0	----	----
1883	No Team	----	----	----
1884	Unknown	1-0-0	----	----
1885	Unknown	4-0-0	----	----
1886	Unknown	0-3-1	----	----
1887	Unknown	1-4-0	----	----
1888	Unknown	4-0-0	----	----
1889	Unknown	6-0-0	----	----
1890	Unknown	3-7-0	----	----
1891	Unknown	4-2-0	----	----
1892	Unknown	6-3-1	----	----
1893	Unknown	6-0-1	----	----
1894	Unknown	8-5-0	----	----
1895	No Team	----	----	----
1896	Unknown	1-0-0	----	----
1897	No Team	----	----	----
1898	J.R. Snyder	4-2-0	----	----
1899	Frank Jewett	10-4-0	----	----
1900	Clyde Nichols	18-7-0	----	----
1901	No Team	----	----	----
1902	Ulysses Plank	10-4-0	----	----
1903	Ulysses Plank	10-6-0	----	----
1904	Ulysses Plank	6-3-0	----	----
1905	Arthur Relihan	10-5-0	----	----
1906	Dick Kaufman	22-13-1	----	----
1907	Dick Kaufman	20-10-0	----	----
1908	Dick Kaufman	13-5-0	----	----
1909	Mills Ebright	8-12-0	----	----
1910	Arthur Sherwin	9-5-0	----	----
1911	Arthur Sherwin	12-7-0	----	----
1912	Arthur Sherwin	12-6-0	----	----
1913	Leonard Frank	10-4-0	----	----
1914	Leon McCarty	10-5-1	----	----
1915	Leon McCarty	8-4-0	----	----
1916	Leon McCarty	5-3-0	----	----
1917	Leon McCarty	5-3-0	----	----
1918	Jay Bond	1-4-0	----	----
1919	Jay Bond	4-5-0	----	----
1920	Leon McCarty	9-6-0	----	----
1921	Adrian Lindsay	13-2-0	----	----
37 SEASONS		276-150-5		.648

MISSOURI VALLEY

YEAR	COACH	W-L-T	LEAGUE	FINISH
1922	George Clark	13-5-0	11-5-0	1st
1923	George Clark	14-2-0	13-1-0	1st
1924	George Clark	5-9-1	4-9-1	7th
1925	George Clark	3-11-0	3-10-0	7th
1926	John Bunn	9-9-0	7-8-0	2nd
1927	John Bunn	10-6-0	10-5-0	2nd
1928	John Bunn	10-6-0	10-6-0	3rd
7 SEASONS		64-48-1	58-44-1	.571

BIG SIX

YEAR	COACH	W-L-T	LEAGUE	FINISH
1929	John Bunn	4-12-0	4-9-0	5th
1930	John Bunn	5-12-0	2-11-0	5th
1931	T.C. Bishop	6-8-0	4-8-0	4th
1932	Wayne Culp	5-13-0	5-9-0	4th
1933	No Team	----	----	----
1934	No Team	----	----	----
1935	No Team	----	----	----
1936	No Team	----	----	----
1937*	Ole Nesmith	3-10-2	3-9-2	5th
1938	Ralph Conger	3-9-0	3-8-0	6th
1939	Ralph Conger	8-10-0	5-9-0	T-4th
1940	Mike Getto	3-12-0	2-12-0	6th
1941	F.C. Allen	3-10-0	3-10-0	5th
1942	F.C. Allen	3-5-0	2-4-0	6th
1943	No Team	----	----	----

1944	Elmer Schaaake	0-5-0	0-2-0	5th
1945	No Team	----	----	----
1946	Red Dugan	4-6-0	4-6-0	5th
1947	Vic Bradford	4-9-0	4-9-0	6th
13 SEASONS		51-121-2	41-106-2	.297

* Frances Kappelman was replaced by Ole Nesmith three games into the 1937 season.

BIG SEVEN

YEAR	COACH	W-L-T	LEAGUE	FINISH
1948	Russ Sehon	7-12-0	5-10	7th
1949	William Hogan	14-11-0	11-7	1st
1950	William Hogan	10-8-0	8-8	4th
1951	Hubert Ulrich	6-9-0	5-9	5th
1952	Hubert Ulrich	11-6-0	8-6	3rd
1953	Hubert Ulrich	6-10-0	4-8	6th
1954	Floyd Temple	10-5-0	4-4	4th
1955	Floyd Temple	6-16-0	2-10	7th
1956	Floyd Temple	14-5-0	6-5	3rd
1957	Floyd Temple	11-11-0	9-8	4th
1958	Floyd Temple	14-8-2	11-6	4th
11 SEASONS		109-101-2	73-81	.519

BIG EIGHT

YEAR	COACH	W-L-T	LEAGUE	FINISH
1959	Floyd Temple	9-11-0	5-11	6th
1960	Floyd Temple	11-13-0	7-11	6th
1961	Floyd Temple	5-14-0	2-12	8th
1962	Floyd Temple	16-11-0	13-8	3rd
1963	Floyd Temple	15-10-0	11-8	3rd
1964	Floyd Temple	16-11-0	11-10	4th
1965	Floyd Temple	12-13-0	8-12	6th
1966	Floyd Temple	8-17-0	3-15	8th
1967	Floyd Temple	12-15-0	6-13	7th
1968	Floyd Temple	7-20-0	4-14	8th
1969	Floyd Temple	12-14-0	7-12	6th
1970	Floyd Temple	15-8-0	10-7	2nd
1971	Floyd Temple	11-22-0	6-15	8th
1972	Floyd Temple	20-10-0	11-9	3rd
1973	Floyd Temple	11-15-0	5-13	7th
1974	Floyd Temple	17-22-0	6-12	7th
1975	Floyd Temple	15-25-0	5-13	7th
1976	Floyd Temple	23-14-0	6-8	4th
1977*	Floyd Temple	22-23-1	5-5	2nd
1978*	Floyd Temple	34-13-1	8-4	2nd
1979*	Floyd Temple	34-13-1	11-9	3rd
1980	Floyd Temple	26-19-0	12-9	3rd
1981	Floyd Temple	32-19-0	13-14	3rd
1982	Marty Pattin	23-27-0	10-14	5th
1983	Marty Pattin	17-17-0	9-9	6th
1984	Marty Pattin	23-25-0	4-14	6th
1985	Marty Pattin	19-30-1	5-17	7th
1986	Marty Pattin	25-34-0	7-16	7th
1987	Marty Pattin	15-39-1	3-21	7th
1988	Dave Bingham	25-34-0	5-19	7th
1989	Dave Bingham	32-35-0	8-16	5th
1990	Dave Bingham	27-31-0	10-14	6th
1991	Dave Bingham	31-28-0	11-13	5th
1992	Dave Bingham	25-28-0	8-16	6th
1993	Dave Bingham	45-18-0	17-9	2nd
1994	Dave Bingham	40-18-0	17-9	3rd
1995	Dave Bingham	24-33-0	9-17	6th
1996	Bobby Randall	26-30-0	11-17	6th
38 SEASONS		780-779-5	309-465	.500

* From 1977-79, the Big Eight was divided into Eastern and Western divisions. The conference record and finish is record against teams in the Eastern Division.

BIG 12

YEAR	COACH	W-L-T	LEAGUE	FINISH
1997	Bobby Randall	31-25-0	12-18-0	8th
1998	Bobby Randall	22-29-0	7-20-0	11th
1999	Bobby Randall	14-40-0	4-26-0	10th
2000	Bobby Randall	25-30-0	10-20-0	9th
2001	Bobby Randall	26-30-0	7-23-0	11th
2002	Bobby Randall	22-29-0	5-21-0	10th
2003	Ritch Price	35-28-0	9-18-0	8th
2004	Ritch Price	31-31-1	7-19-0	9th
2005	Ritch Price	36-28-0	11-15-0	7th
2006	Ritch Price	43-25-0	13-14-0	5th
2007	Ritch Price	28-30-0	9-17-0	9th
2008	Ritch Price	30-27-0	9-18-0	9th
2009	Ritch Price	39-24-0	15-12-0	5th
2010	Ritch Price	31-27-1	11-15-1	7th
2011	Ritch Price	26-30-0	9-18-0	10th
2012	Ritch Price	24-34-0	7-16-0	7th
2013	Ritch Price	34-25-0	12-12-0	6th
2014	Ritch Price	35-26-0	15-9-0	3rd
2015	Ritch Price	23-32-0	8-15-0	9th
2016	Ritch Price	20-35-1	6-17	9th
2017	Ritch Price	30-28-0	11-13	7th
2018	Ritch Price	27-30	8-15	8th
2019	Ritch Price	32-36	12-12	5th
2020*	Ritch Price	7-10	N/A	N/A
2021	Ritch Price	30-27	8-16	T-8th
2022	Ritch Price	20-35	4-20	9th
2023	Dan Fitzgerald	25-32	8-16	8th
2024	Dan Fitzgerald	31-23	15-15	7th
28 SEASONS		777-796-3	252-450-1	.494

*2020 season was shortened due to COVID-19 pandemic

RECORD BREAKDOWN

RECORD	W-L-T (PCT)
All-Time	2,057-1,995-18 (.508)
Conference	733-1,146-4 (.390)
Big 12	252-450-1 (.359)
Big Eight	309-465 (.399)
Big Seven	73-81 (.474)
Big Six	41-106-2 (.282)
Missouri Valley	58-44-1 (.568)
January	10-4 (.714)
February	165-133-1 (.554)
March	545-457-4 (.544)
April	616-694-4 (.470)
May	351-433-1 (.448)
June	2-10 (.167)

*Since 1925

YEAR-BY-YEAR RESULTS

Unknown ERA

14 SEASONS
1880-96
47-25-3, .627

1880 (1-1)

DATE	OPPONENT	RESULT	SCORE
04/18	Washburn	L	22-29
05/15	Washburn	W	22-10

1882 (2-0)

DATE	OPPONENT	RESULT	SCORE
05/13	Wyandotte	W	32-9
--	Railways Nine	W	13-6

1884 (1-0)

DATE	OPPONENT	RESULT	SCORE
--	Wyandotte	W	20-10

1885 (4-0)

DATE	OPPONENT	RESULT	SCORE
04/01	Business College	W	21-10
04/30	Iron Clads	W	29-15
06/06	Pastime	W	13-11
09/28	Lawrence	W	25-6

1886 (0-3-1)

DATE	OPPONENT	RESULT	SCORE
04/23	Baker	T	6-6
05/07	Washburn	L	12-19
05/29	Washburn	L	4-5
10/30	Lawrence	L	7-11

1887 (1-4)

DATE	OPPONENT	RESULT	SCORE
04/07	Lawrence	L	4-8
04/09	Lawrence	L	6-8
04/26	Lawrence	L	3-11
04/30	Washburn	L	3-14
05/28	Shawnees	W	10-7

1888 (4-0)

DATE	OPPONENT	RESULT	SCORE
05/11	Baker	W	25-13
05/19	Washburn	W	13-5
05/21	Baker	W	13-3
10/12	Lawrence	W	7-3

1889 (6-0)

DATE	OPPONENT	RESULT	SCORE
04/30	Lawrence	W	19-14
05/02	Lawrence	W	19-14
05/11	Baker	W	16-5
06/01	Haskell	W	22-5
--	Haskell	W	19-14
--	Washburn	W	13-5

1890 (3-7)

DATE	OPPONENT	RESULT	SCORE
05/03	Haskell	L	7-8
05/09	Emporia College	L	4-13
05/10	Emporia College	L	15-35
05/17	William Jewell	W	8-1
05/24	McCooks	W	13-4
06/01	Emporia College	L	7-12
06/04	Ottawa	L	12-16
06/10	Haskell	L	7-15

09/20	Haskell	L	11-26
--	Lawrence	W	19-14

1891 (4-2)

DATE	OPPONENT	RESULT	SCORE
05/08	Washburn	W	8-7
05/18	Baker	L	13-15
05/23	Washburn	W	4-3
05/30	Baker	W	15-4
08/10	Haskell	W	15-5
--	Haskell	L	4-13

1892 (6-3-1)

DATE	OPPONENT	RESULT	SCORE
04/02	Haskell	T	12-12
04/23	Lawrence	W	4-3
04/30	Washburn	W	10-0
05/07	at Baker	W	11-6
05/14	at Washburn	W	10-5
05/16	Nebraska	W	5-4
05/19	Lawrence	L	4-10
05/30	Baker	L	2-4
06/04	Baker	L	8-9
10/08	Haskell	W	15-6

1893 (6-0-1)

DATE	OPPONENT	RESULT	SCORE
05/03	Lawrence	W	6-4
05/06	McCooks	T	6-6
05/10	Lawrence	W	8-1
05/13	Washburn	W	7-2
05/22	Baker	W	14-11
05/30	Baker	W	13-3
--	Baker	W	17-4

1894 (8-5)

DATE	OPPONENT	RESULT	SCORE
04/21	McCooks	L	5-6
05/09	Emporia College	W	34-3
05/10	Kansas St. Normal	W	13-10
05/12	Emporia College	W	8-3
05/19	Minneapolis	L	5-12
05/21	Salina	W	25-15
05/22	Minneapolis	L	12-18
05/26	Missouri	W	17-4
--	Baker	W	13-3
--	Emporia Normal	W	13-6
--	McCooks	W	24-2
--	St. Joseph	L	9-21
--	St. Joseph	L	3-13

1896 (1-0)

DATE	OPPONENT	RESULT	SCORE
--	Haskell	W	6-2

**J.R.
SNYDER**

1 SEASON
1898
4-2, .667

1898 (4-2)

DATE	OPPONENT	RESULT	SCORE
--	Kansas State	W	13-2
--	Baker	W	13-2
--	Haskell	L	5-19
--	Haskell	W	9-8
--	Haskell	W	14-6
--	Haskell	L	8-15

**Frank
JEWETT**

1 SEASON
1899
10-4, .714

1899 (10-4)

DATE	OPPONENT	RESULT	SCORE
--	St. Mary's (Kan.)	L	3-9
--	Washburn	W	7-6
--	Washburn	W	6-3
--	Ottawa	W	7-1
--	Haskell	W	9-6
--	Haskell	W	16-10
--	Haskell	W	31-14
--	Kansas State	W	14-5
--	Missouri	L	8-9
--	Missouri	L	4-7
--	Nebraska	L	4-8
--	Nebraska	W	12-7
--	Baker	W	21-4
--	Baker	W	13-3

**Clyde
NICHOLS**

1 SEASON
1900
18-7, .720

1900 (18-7)

DATE	OPPONENT	RESULT	SCORE
--	Haskell	W	9-7
--	Baker	W	14-6
--	Ottawa	W	14-8
--	Haskell	W	9-6
--	Missouri	W	12-10
--	Washburn	L	5-6
--	St. Mary's (Kan.)	W	6-2
--	Kansas State	W	9-0
--	Highland College	W	3-1
--	Iowa	L	3-10
--	Cornell	W	18-7
--	Chicago University	L	7-11
--	Knox	L	3-6
--	Missouri	W	16-4
--	Lawrence Athletics	W	20-0
--	Washburn	W	12-1
--	Nebraska	W	8-1
--	Ottawa	W	8-0
--	Washburn	L	6-7
--	D&D Institute	L	1-2
--	KC Blues	W	4-3
--	KC Blues	W	25-10
--	Emporia College	W	10-3
--	Bethany	W	9-1
--	Drury	L	3-10

**Ulysses
PLANK**

3 SEASONS
1902-04
26-13, .667

1902 (10-4)

DATE	OPPONENT	RESULT	SCORE
--	Washburn	W	8-2
--	Ottawa	W	27-5
--	Haskell	L	4-7
--	Highland College	L	0-4
--	Highland College	W	9-8
--	Bethany	W	11-3
--	Iowa State	L	2-12
--	Kansas State	W	9-2
--	Missouri	W	2-1
--	Missouri	W	7-5
--	Nebraska	W	5-3
--	Nebraska	L	0-6
--	Baker	W	10-6
--	Baker	W	14-6

1903 (10-6)

DATE	OPPONENT	RESULT	SCORE
--	Kansas State	L	6-19
--	Kansas State	W	9-1
--	Missouri	L	13-14
--	Missouri	L	4-6
--	Missouri	W	18-0
--	Nebraska	L	7-13
--	Nebraska	W	6-4
--	Nebraska	W	2-1
--	Bethany	W	8-1
--	Bethany	L	5-13
--	Haskell	L	2-6
--	Haskell	W	5-3
--	Ottawa	W	10-3
--	Washburn	W	9-8
--	Washburn	W	10-0
--	Creighton	W	15-13

1904 (6-3)

DATE	OPPONENT	RESULT	SCORE
--	Washburn	L	6-9
--	Haskell	W	7-3
--	Emporia Normal	L	7-15
--	Iowa State	W	9-6
--	Iowa State	W	10-6
--	Arkansas	W	5-4
--	Arkansas	W	11-5
--	Arkansas	W	5-2
--	Arkansas	L	2-13

**Arthur
RELIHAN**

1 SEASON
1905
10-5, .677

1905 (10-5)

DATE	OPPONENT	RESULT	SCORE
--	Kansas State	W	6-1
--	Missouri	L	10-11
--	Missouri	W	6-4
--	Emporia College	W	10-1
--	Emporia Normal	W	4-0
--	Haskell	L	3-5
--	Haskell	W	9-6
--	Colorado Mines	W	11-2
--	Colorado Mines	L	0-1

--	Washburn	W	13-5
--	Washburn	L	2-6
--	Colorado Springs	W	15-10
--	Colorado Springs	W	8-3
--	Colorado	W	9-1
--	Colorado	L	3-4

**Dick
KAUFMAN**

3 SEASONS
1906-08
53-28-1, .661

1906 (22-13-1)

DATE	OPPONENT	RESULT	SCORE
--	Friends	W	3-1
--	Chillico Institute	W	5-1
--	Oklahoma	L	1-5
--	Oklahoma	L	4-7
--	Texas	L	2-4
--	Texas A&M	L	1-8
--	Galveston, Texas	L	2-10
--	Galveston, Texas	L	2-13
--	Oklahoma	W	6-2
--	Emporia College	W	8-1
--	Nebraska	W	4-2
--	Nebraska	T	5-5
--	Iola	W	7-3
--	Oklahoma	W	6-2
--	Oklahoma	W	6-5
--	Emporia College	W	11-0
--	Emporia College	W	16-6
--	Kansas State	L	6-8
--	Baker	W	8-4
--	William Jewell	W	5-0
--	Drury	W	8-7
--	Drury	L	3-8
--	Baker	W	13-4
--	Washburn	W	5-4
--	Missouri	L	3-5
--	Missouri	L	0-10
--	Warrensburg	W	16-6
--	Nebraska	L	3-10
--	Nebraska	W	6-5
--	Kansas State	W	6-4
--	St. Mary's (Kan.)	L	3-4
--	Friends	W	9-3
--	Southwestern	W	4-1
--	Washburn	W	13-3
--	St. Mary's (Kan.)	W	10-5
--	Missouri	L	0-7

1907 (20-10)

DATE	OPPONENT	RESULT	SCORE
--	St. Paul A.A.	L	6-8
--	Arkansas	W	1-0
--	Arkansas	L	0-1
--	Drury	W	13-1
--	Drury	L	0-2
--	Washington (Mo.)	W	6-0
--	Washington (Mo.)	W	11-0
--	St. Louis	W	4-3
--	St. Louis	W	11-1
--	Missouri	L	3-9
--	Missouri	W	5-0
--	Emporia Normal	W	11-1
--	Kansas State	W	4-0
--	Oklahoma	W	3-2
--	Oklahoma	W	6-0
--	Baker	L	1-2

--	Missouri	W	11-1
--	Arkansas	W	18-5
--	Arkansas	W	17-3
--	Lawrence	W	6-3
--	Baker	W	5-1
--	Washington (Mo.)	L	0-6
--	Washington (Mo.)	L	3-4
--	Kansas State	L	3-4
--	Kansas State	L	5-6
--	Fort Riley	W	2-0
--	St. Mary's (Kan.)	W	11-7
--	St. Mary's (Kan.)	W	2-1
--	Fort Leavenworth	W	7-1
--	Hutchinson	L	6-8

1908 (13-5)

DATE	OPPONENT	RESULT	SCORE
--	Christian Bros College	L	1-6
--	Christian Bros College	W	4-3
--	St. Mary's (Kan.)	L	2-3
--	St. Mary's (Kan.)	W	10-2
--	Washburn	L	0-3
--	Washburn	W	6-5
--	Washburn	L	2-5
--	Washington (Mo.)	W	5-1
--	Washington (Mo.)	L	2-3
--	Washington (Mo.)	W	5-4
--	Ottawa	W	5-1
--	Ottawa	W	6-2
--	Haskell	W	8-7
--	Emporia College	W	5-1
--	Missouri	W	2-1
--	Missouri	W	9-2
--	Missouri	W	11-4
--	Missouri	W	13-11

**Mills
EBRIGHT**

1 SEASON
1909
8-12, .400

1909 (8-12)

DATE	OPPONENT	RESULT	SCORE
--	Topeka	L	2-7
--	Haskell	W	1-0
--	Haskell	L	1-3
--	Kansas State	L	4-9
--	Kansas State	W	5-4
--	Bethany	L	0-1
--	Nebraska	W	7-2
--	Nebraska	W	10-0
--	Kansas State	W	4-2
--	Missouri	W	5-2
--	Missouri	W	7-4
--	St. Mary's (Kan.)	L	1-7
--	Washington (Mo.)	W	3-2
--	Washington (Mo.)	L	4-16
--	St. Mary's (Kan.)	L	2-3
--	Missouri	L	1-7
--	Missouri	L	2-11
--	Washington (Mo.)	L	2-9
--	Washington (Mo.)	L	3-6
--	Nebraska	L	0-3

**Arthur
SHERWIN**

3 SEASONS
1910-12
33-18, .647

1910 (9-5)

DATE	OPPONENT	RESULT	SCORE
--	Haskell	L	1-6
--	Haskell	W	10-5
--	Haskell	W	6-2
--	Emporia Normal	W	3-2
--	Washburn	W	6-0
--	Washburn	L	6-7
--	Missouri	W	16-6
--	Missouri	L	3-11
--	Baker	W	3-2
--	St. Mary's (Kan.)	L	5-8
--	Washburn	W	11-6
--	Washington (Mo.)	L	3-4
--	Missouri	W	10-8
--	Baker	W	5-3

1911 (12-7)

DATE	OPPONENT	RESULT	SCORE
--	Haskell	W	9-0
--	Hawaii	W	10-8
--	Kansas State	L	3-6
--	Kansas State	W	15-3
--	Washburn	W	11-6
--	Kansas State	W	9-8
--	Kansas State	W	1-0
--	Baker	W	10-3
--	St. Mary's (Kan.)	L	3-9
--	Keio	W	10-8
--	Emporia College	W	7-5
--	William Jewell	L	3-4
--	Central College	L	3-7
--	Missouri Valley	L	2-4
--	Missouri Valley	L	3-4
--	St. Louis	W	9-8
--	St. Louis	W	12-8
--	Baker	W	5-3
--	St. Mary's (Kan.)	L	1-3

1912 (12-6)

DATE	OPPONENT	RESULT	SCORE
--	Missouri	W	8-2
--	Missouri	L	0-1
--	Emporia Normal	W	8-0
--	Kansas State	L	2-6
--	Kansas State	W	10-2
--	Kansas State	W	4-3
--	Kansas State	W	4-3
--	Kansas State	W	4-3
--	Baker	W	4-1
--	College of Emporia	W	6-3
--	William Jewell	W	6-4
--	Missouri Valley	W	8-2
--	Westminister	L	2-7
--	Missouri	L	2-5
--	Missouri	L	1-3
--	Baker	W	5-3
--	Lawrence YMCA	W	5-4
--	St. Mary's (Kan.)	L	1-5
--	St. Mary's (Kan.)	W	6-0

**Leonard
FRANK**

1 SEASON
1913
10-4, .714

1913 (10-4)

DATE	OPPONENT	RESULT	SCORE
--	Kansas State	W	3-0
--	Kansas State	W	6-5
--	Kansas State	W	5-3
--	Kansas State	L	3-6
--	Missouri	W	2-0
--	Missouri	W	2-1
--	Missouri	W	6-4
--	Emporia College	W	7-3
--	Emporia College	W	7-2
--	Hawaii	L	0-16
--	Hawaii	L	5-8
--	St. Mary's (Kan.)	W	4-3
--	William Jewell	W	12-3
--	Warrensburg	L	5-6

**Leon
MCCARTY**

FIRST 4 SEASONS
1914-17
28-15-1, .725

1914 (10-5-1)

DATE	OPPONENT	RESULT	SCORE
--	Honolulu, Hawaii	L	2-9
--	Honolulu, Hawaii	L	5-7
--	St. Mary's (Kan.)	W	9-1
--	Kansas State	W	6-0
--	Kansas State	W	5-3
--	KCAC	W	5-3
--	William Jewell	L	5-6
--	Missouri	W	6-0
--	Missouri	W	4-1
--	Missouri	T	4-4
--	Missouri	W	4-0
--	Iowa State	W	3-1
--	Iowa State	W	10-7
--	Kansas State	L	1-4
--	Kansas State	L	0-6
--	St. Mary's (Kan.)	W	9-4

1915 (8-4)

DATE	OPPONENT	RESULT	SCORE
--	Hawaii	W	4-3
--	Hawaii	L	1-12
--	Iowa State	W	5-2
--	Iowa State	W	4-3
--	Kansas State	W	5-0
--	Kansas State	W	11-10
--	Tarkio	W	7-1
--	Missouri	W	6-5
--	Missouri	W	7-2
--	Kansas State	L	3-5
--	Missouri	L	1-6
--	Missouri	L	0-5

1916 (5-3)

DATE	OPPONENT	RESULT	SCORE
--	Iowa State	W	7-6
--	Iowa State	W	10-9
--	Hawaii	L	7-9
--	Hawaii	W	7-6
--	Missouri	L	4-8
--	Missouri	W	9-5

--	Missouri	L	4-7
--	Missouri	W	13-6

1917 (5-3)

DATE	OPPONENT	RESULT	SCORE
--	Nebraska	W	6-1
--	Missouri	W	4-3
--	Missouri	L	4-10
--	Missouri	L	0-7
--	Nebraska	W	13-2
--	Emporia Normal	W	3-1
--	Emporia Normal	L	3-6
--	St. Mary's (Kan.)	W	6-2

Jay
BOND

2 SEASONS
1918-19
5-9, .357

1918 (1-4)

DATE	OPPONENT	RESULT	SCORE
--	Iowa State	W	1-0
--	Iowa State	L	2-8
--	Iowa State	L	1-4
--	Missouri	L	2-8
--	Missouri	L	5-6

1919 (4-5)

DATE	OPPONENT	RESULT	SCORE
--	Iowa State	L	1-6
--	Kansas State	L	0-1
--	Kansas State	W	2-1
--	Kansas State	L	0-1
--	Kansas State	W	5-0
--	Haskell	W	14-6
--	Haskell	L	4-6
--	Haskell	W	14-0
--	William Jewell	L	0-2

Leon
MCCARTY

5 TOTAL SEASONS
1914-17, 20
37-21-1, .638

1920 (9-6)

DATE	OPPONENT	RESULT	SCORE
--	Drake	W	5-4
--	Drake	L	6-7
--	Iowa State	L	3-4
--	Iowa State	L	2-3
--	Missouri	L	3-4
--	Missouri	W	6-5
--	Oklahoma	W	11-3
--	Kansas State	W	9-2
--	Kansas State	W	4-3
--	Kansas State	L	3-6
--	Kansas State	L	4-7
--	St. Mary's (Kan.)	W	12-0
--	Baker	W	6-0
--	Iowa State	W	5-4
--	Iowa State	W	4-3

Adrian
LINDSAY

1 SEASON
1921
13-2, .867

1921 (13-2)

DATE	OPPONENT	RESULT	SCORE
--	Iowa State	W	11-7
--	Iowa State	W	11-3
--	Kansas State	W	13-8
--	Kansas State	W	14-5
--	Missouri	L	4-5
--	Missouri	W	9-3
--	Missouri	W	11-9
--	Missouri	W	7-6
--	Nebraska	W	7-3
--	Oklahoma	L	6-10
--	Oklahoma	W	11-4
--	Drake	W	5-2
--	Drake	W	4-3
--	Oklahoma A&M	W	6-5
--	Oklahoma A&M	W	6-1

MISSOURI VALLEY CONFERENCE

George
CLARK

4 SEASONS
1922-25
35-27-1, .563

1922 (13-5, 11-5 MVC)

DATE	OPPONENT	RESULT	SCORE
--	Oklahoma	W	13-10
--	Oklahoma	L	0-4
--	Oklahoma A&M	W	25-6
--	Oklahoma A&M	W	12-7
--	Kansas State	W	12-3
--	Kansas State	W	11-9
--	Iowa State	W	4-2
--	Iowa State	L	1-7
--	Missouri	L	6-9
--	Missouri	W	3-2
--	Missouri	L	5-6
--	Missouri	W	7-2
--	Oklahoma	W	11-0
--	Oklahoma	W	12-3
--	Kansas State	W	3-2
--	Kansas State	W	6-3
--	Nebraska	L	2-3
--	Nebraska	W	8-2

1923 (14-2, 13-1 MVC)

DATE	OPPONENT	RESULT	SCORE
--	Iowa State	W	6-1
--	Iowa State	W	2-0
--	Iowa	W	7-5
--	Iowa	L	1-4
--	Kansas State	L	2-3
--	Kansas State	W	16-3
--	Washington (Mo.)	W	10-2
--	Washington (Mo.)	W	13-5
--	Missouri	W	6-5
--	Missouri	W	8-5
--	Missouri	W	3-1
--	Missouri	W	13-7
--	Kansas State	W	3-1
--	Kansas State	W	6-2
--	Nebraska	W	2-0
--	Nebraska	W	5-3

1924 (5-9-1, 4-9-1 MVC)

DATE	OPPONENT	RESULT	SCORE
--	Washburn	W	8-5
--	Kansas State	L	1-4
--	Kansas State	L	2-4
--	Missouri	W	7-4
--	Missouri	W	11-1
--	Washington (Mo.)	T	8-8
--	Washington (Mo.)	L	2-4
--	Iowa State	L	2-4
--	Iowa State	L	1-3
--	Missouri	W	5-4
--	Missouri	W	8-7
--	Washington (Mo.)	L	4-9
--	Washington (Mo.)	L	11-12
--	Nebraska	L	2-8
--	Nebraska	L	2-4

1925 (3-11, 3-10 MVC)

DATE	OPPONENT	RESULT	SCORE
04/03	Haskell	L	2-12
04/10	Oklahoma	L	5-9
04/11	Oklahoma	L	6-7
04/27	at Iowa State	L	3-6
05/12	Kansas State	L	0-1
05/12	Kansas State	W	3-2
05/15	Missouri	W	4-1
05/16	Missouri	L	5-9
05/20	at Missouri	W	9-5
05/21	at Missouri	L	6-7
05/22	at Washington (Mo.)	L	2-3
05/23	at Washington (Mo.)	L	2-11
05/25	at Kansas State	L	6-8
05/26	at Kansas State	L	5-7

John
BUNN

5 SEASONS
1926-30
38-45, .458

1926 (9-9, 7-8 MVC)

DATE	OPPONENT	RESULT	SCORE
04/10	Baker	W	12-4
04/13	at Kansas State	W	7-4
04/14	at Kansas State	L	2-3
04/19	at Baker	L	6-8
04/19	at Baker	W	12-8
04/26	Oklahoma A&M	W	11-10
04/27	Oklahoma A&M	L	4-9
04/30	Missouri	W	9-2
05/01	Missouri	W	6-5
05/08	at Missouri	L	4-5
05/14	Oklahoma	L	3-5
05/15	Oklahoma	L	3-4
05/17	Kansas State	W	9-3
05/18	Kansas State	L	7-11
05/21	at Oklahoma A&M	L	10-1
05/22	at Oklahoma A&M	W	11-9
05/24	at Oklahoma	W	9-6
05/25	at Oklahoma	L	5-7

1927 (10-6, 10-5 MVC)

DATE	OPPONENT	RESULT	SCORE
04/11	at St. John's (Kan.)	L	4-7
04/14	at Oklahoma A&M	W	3-1
04/15	at Oklahoma A&M	L	2-3
04/19	at Oklahoma	L	0-2
04/20	at Oklahoma	L	3-16
04/25	Oklahoma A&M	W	4-1



04/27	Oklahoma A&M	W	6-4
04/29	Kansas State	W	7-3
04/30	Kansas State	L	2-4
05/06	at Missouri	W	14-9
05/13	Oklahoma	W	2-1
05/15	Oklahoma	L	4-15
05/20	at Kansas State	W	7-6
05/21	at Kansas State	W	19-12
05/24	Missouri	W	9-5
05/25	Missouri	W	16-4

1928 (10-6, 10-6 MVC)

DATE	OPPONENT	RESULT	SCORE
04/13	at Kansas State	W	9-4
04/14	at Kansas State	L	2-4
04/27	Missouri	L	6-8
04/28	Missouri	W	3-1
04/30	at Oklahoma	L	0-11
05/01	at Oklahoma	W	4-0
05/04	Iowa State	W	9-4
05/05	Iowa State	W	7-0
05/11	at Missouri	L	10-12
05/12	at Missouri	W	8-3
05/16	Washington (Mo.)	W	3-1
05/17	Washington (Mo.)	W	2-1
05/21	Oklahoma	W	1-0
05/22	Oklahoma	W	1-0
06/01	Kansas State	L	6-7
06/02	Kansas State	L	8-9

BIG SIX CONFERENCE**1929 (4-12, 4-9 BIG SIX)**

DATE	OPPONENT	RESULT	SCORE
04/05	at St. Mary's (Kan.)	L	2-6
04/06	at St. Mary's (Kan.)	L	5-9
04/12	Kansas State	L	6-8
04/13	Kansas State	W	7-6
04/25	at Iowa State	W	6-4
04/26	at Iowa State	W	3-1
05/01	at Missouri	L	0-3
05/02	at Missouri	L	5-7
05/03	at Washington (Mo.)	L	4-5
05/10	Missouri	L	2-4
05/13	at Nebraska	L	4-5
05/14	at Nebraska	L	9-10
05/17	Oklahoma	W	4-2
05/19	Oklahoma	L	2-6
05/28	at Kansas State	L	5-6
05/29	at Kansas State	L	7-17

1930 (5-12, 2-11 BIG SIX)

DATE	OPPONENT	RESULT	SCORE
04/11	at St. Mary's (Kan.)	L	6-12
04/17	Haskell	W	9-8
04/21	Baker	W	8-7
04/25	at Kansas State	L	1-10
05/02	Iowa State	L	2-5
05/03	Iowa State	L	2-4
05/05	Nebraska	L	2-16
05/10	at Oklahoma	W	8-7
05/10	at Oklahoma	L	6-9
05/12	at Oklahoma A&M	W	3-2
05/13	at Oklahoma A&M	L	9-20
05/16	Missouri	W	5-3
05/17	Missouri	L	5-6
05/20	at Missouri	L	2-8
05/21	at Missouri	L	1-2
05/27	Kansas State	L	2-8
05/28	Kansas State	L	3-8

**T.C.
BISHOP**

1 SEASON
1931
6-8, .429

1931 (6-8, 4-8 BIG SIX)

DATE	OPPONENT	RESULT	SCORE
04/13	Haskell	W	8-3
04/21	at Missouri	L	7-13
04/27	Kansas State	L	3-4
04/28	Kansas State	L	4-8
05/01	Missouri	L	3-5
05/02	Missouri	L	1-5
05/12	Haskell	W	7-2
05/13	Oklahoma	W	8-6
05/15	at Kansas State	W	22-16
05/16	at Kansas State	L	7-8
05/22	at Nebraska	L	8-9
05/23	at Nebraska	L	7-9
05/25	at Iowa State	W	8-6
05/26	at Iowa State	W	5-2

**Wayne
CULP**

1 SEASON
1932
5-13, .278

1932 (5-13, 5-9 BIG SIX)

DATE	OPPONENT	RESULT	SCORE
04/02	at Haskell	L	5-10
04/06	Haskell	L	5-8
04/12	at Haskell	L	4-6
04/13	Haskell	L	0-11
04/15	at Kansas State	W	12-3
04/16	at Kansas State	W	9-3
04/28	at Iowa State	W	7-3
04/29	at Iowa State	L	1-6
05/02	Missouri	L	3-5
05/03	Missouri	W	8-4
05/06	at Missouri	L	5-6
05/07	at Missouri	L	3-6
05/13	at Oklahoma	W	18-17
05/14	at Oklahoma	L	6-9
05/17	Kansas State	L	1-12
05/18	Kansas State	L	4-8
05/24	Iowa State	L	2-12
05/25	Iowa State	L	4-8

*KU did not field a team from 1933-36

**Ole
NESMITH***

1 SEASON
1937
3-10-2, .267

1937 (3-10-2, 3-9-2 BIG SIX)

DATE	OPPONENT	RESULT	SCORE
04/12	Rockhurst	L	10-16
04/15	Iowa State	L	11-12
04/16	Iowa State	L	12-21
04/20	Kansas State	W	7-2
04/21	Kansas State	L	7-11
04/30	at Nebraska	L	2-7
05/01	at Nebraska	W	7-6
05/10	Missouri	W	5-4
05/11	Missouri	L	7-12
05/14	at Oklahoma	L	4-12
05/15	at Oklahoma	L	2-14
05/19	at Kansas State	L	5-7
05/20	at Kansas State	T	12-12

05/24	at Missouri	L	1-9
05/25	at Missouri	T	2-2

* Ole Nesmith replaced Frances Kappelman three games into the 1937 season.

**Ralph
CONGER**

2 SEASONS
1938-39
11-19, .367

1938 (3-9, 3-8 BIG SIX)

DATE	OPPONENT	RESULT	SCORE
04/12	at Kansas State	L	6-13
04/13	at Kansas State	W	8-5
04/19	at Rockhurst	L	4-5
04/25	at Iowa State	L	6-7
04/26	at Iowa State	L	0-1
05/02	Nebraska	L	9-10
05/03	Nebraska	L	6-9
05/09	Missouri	L	1-21
05/10	Missouri	W	4-3
05/13	Oklahoma	L	6-15
05/14	Oklahoma	L	5-9
05/17	Kansas State	W	3-1

1939 (8-10, 5-9 BIG SIX)

DATE	OPPONENT	RESULT	SCORE
04/14	at Kansas State	L	4-12
04/19	at Baker	W	18-3
04/24	Rockhurst	L	4-5
04/25	Baker	W	18-3
04/28	Iowa State	W	8-3
04/29	Iowa State	W	6-1
05/01	at Oklahoma	L	0-7
05/02	at Oklahoma	L	5-6
05/05	at Nebraska	L	3-4
05/06	at Nebraska	L	4-6
05/08	Missouri	L	0-1
05/09	Missouri	L	2-3
05/11	at Iowa State	W	7-5
05/12	at Iowa State	L	8-9
05/16	at Rockhurst	W	4-2
05/19	Kansas State	W	9-8
05/20	Kansas State	L	0-3
05/20	Kansas State	W	3-2

**Mike
GETTO**

1 SEASON
1940
3-12, .200

1940 (3-12, 2-12 BIG SIX)

DATE	OPPONENT	RESULT	SCORE
04/10	Rockhurst	W	13-4
04/12	Kansas State	W	16-14
04/13	Kansas State	L	4-14
04/16	at Columbia	L	6-9
04/26	Iowa State	L	3-17
05/03	Nebraska	L	6-9
05/04	Nebraska	L	6-7
05/10	Oklahoma	L	1-7
05/11	Oklahoma	L	3-6
05/15	at Kansas State	L	4-11
05/16	at Kansas State	L	4-8
05/20	Missouri	L	6-8
05/24	at Iowa State	L	1-2
05/25	at Iowa State	W	3-2
05/25	at Iowa State	L	3-5

Dr. Forrest ALLEN

2 SEASONS
1941-42
6-15, .286

1941 (3-10, 3-10 BIG SIX)

DATE	OPPONENT	RESULT	SCORE
04/17	at Oklahoma	L	1-2
04/25	at Iowa State	W	8-7
04/26	at Iowa State	L	6-23
05/05	Missouri	L	0-5
05/06	Missouri	L	5-18
05/09	at Missouri	L	2-4
05/10	at Missouri	L	1-3
05/12	at Nebraska	W	4-3
05/13	at Nebraska	W	8-2
05/23	at Kansas State	L	4-8
05/24	at Kansas State	L	6-11
05/26	Iowa State	L	5-7
05/27	Iowa State	L	8-10

1942 (3-5, 2-4 BIG SIX)

DATE	OPPONENT	RESULT	SCORE
04/28	Missouri	L	3-11
05/04	at Kansas State	L	6-8
05/05	at Kansas State	L	0-7
05/08	Kansas State	W	3-1
05/09	Kansas State	W	6-5
05/13	Rockhurst	W	12-5
05/15	at Rockhurst	L	1-4
05/19	at Missouri	L	1-6

Elmer SCHAAKE

1 SEASON
1944
0-5, .000

1944 (0-5, 0-2 BIG SIX)

DATE	OPPONENT	RESULT	SCORE
05/20	at Iowa State	L	3-13
05/23	Herington Army Base	L	4-12
05/27	Sedalia Army Air Base	L	4-10
06/02	Herington Army	L	1-11
06/10	Oklahoma	L	2-11

*KU did not field a team in 1945

Red DUGAN

1 SEASON
1946
4-6, .400

1946 (4-6, 4-6 BIG SIX)

DATE	OPPONENT	RESULT	SCORE
04/15	Kansas State	W	2-1
04/15	Kansas State	L	8-14
04/26	at Kansas State	W	8-6
04/27	at Kansas State	W	10-9
05/06	at Nebraska	L	5-7
05/07	at Nebraska	W	18-3
05/11	at Missouri	L	4-5
05/11	at Missouri	L	5-7
05/18	Missouri	L	5-7
05/18	Missouri	L	4-7

Vic BRADFORD

1 SEASON
1947
4-9, .308

1947 (4-9, 4-9 BIG SIX)

DATE	OPPONENT	RESULT	SCORE
04/12	at Nebraska	L	3-8
04/12	at Nebraska	L	0-4
04/17	Kansas State	W	9-8
04/17	Kansas State	W	3-2
04/25	at Oklahoma	L	4-8
04/26	at Oklahoma	L	3-4
05/02	Missouri	L	0-7
05/03	Missouri	L	4-9
05/07	at Kansas State	L	10-12
05/08	at Kansas State	L	1-3
05/23	Iowa State	W	12-2
05/27	at Missouri	W	2-1
05/28	at Missouri	L	0-2

BIG SEVEN CONFERENCE

Russ SEHON

1 SEASON
1948
7-12, .368

1948 (7-12, 5-10 BIG SEVEN)

DATE	OPPONENT	RESULT	SCORE
04/09	Arkansas	W	10-9
04/10	Arkansas	L	10-14
04/16	at Missouri	L	5-10
04/17	at Missouri	L	0-1
04/23	Oklahoma	W	4-3
04/24	Oklahoma	L	5-12
04/26	at Kansas State	L	2-4
04/27	at Kansas State	L	4-5
05/04	at Nebraska	L	1-10
05/05	at Nebraska	L	2-5
05/07	Missouri	L	2-8
05/08	Missouri	W	4-2
05/11	Baker	W	5-3
05/14	at Iowa State	L	7-9
05/15	at Iowa State	W	2-0
05/17	Nebraska	L	1-7
05/18	Nebraska	L	3-9
05/21	Baker	W	8-1
05/25	Kansas State	W	10-2

William HOGAN

2 SEASONS
1949-50
24-19, .558

1949 (14-11, 11-7 BIG SEVEN)

DATE	OPPONENT	RESULT	SCORE
04/05	Rockhurst	W	4-2
04/08	at Iowa State	L	3-10
04/09	at Iowa State	L	6-10
04/20	at Missouri	L	1-7
04/21	at Missouri	W	4-1
04/25	Kansas State	W	2-1
04/26	Kansas State	L	3-8
04/29	Nebraska	W	7-5
04/30	Nebraska	L	12-14
05/02	Iowa State	L	3-4
05/03	Iowa State	W	7-1
05/06	Missouri	W	2-1

05/07	Missouri	W	4-2
05/10	at Rockhurst	L	6-9
05/13	at Oklahoma	W	7-5
05/14	at Oklahoma	W	6-3
05/16	at Arkansas	L	4-12
05/17	at Arkansas	W	8-4
05/20	Colorado	W	4-3
05/21	Colorado	W	7-2
05/23	at Kansas State	L	0-2
05/24	at Kansas State	W	12-0
06/07	at Oklahoma A&M	L	1-4
06/08	at Oklahoma A&M	W	6-3
06/09	at Oklahoma A&M	L	2-12

1950 (10-8, 8-8 BIG SEVEN)

DATE	OPPONENT	RESULT	SCORE
04/12	Rockhurst	W	10-2
04/14	at Colorado	L	3-4
04/19	at Rockhurst	W	11-10
04/24	Missouri	L	2-9
04/25	Missouri	W	9-3
04/28	at Iowa State	W	9-7
05/01	at Missouri	L	3-4
05/02	at Missouri	W	2-1
05/06	at Nebraska	L	2-7
05/06	at Nebraska	L	3-4
05/08	Iowa State	W	7-6
05/09	Iowa State	W	7-2
05/12	at Kansas State	L	7-9
05/13	at Kansas State	W	7-3
05/17	Kansas State	L	5-7
05/18	Kansas State	W	3-1
05/22	Oklahoma	W	8-7
05/23	Oklahoma	L	5-8

Hubert ULRICH

3 SEASONS
1951-53
23-25, .479

1951 (6-9, 5-9 BIG SEVEN)

DATE	OPPONENT	RESULT	SCORE
04/16	College of Emporia	W	9-1
04/18	Nebraska	W	9-5
04/19	Nebraska	L	7-21
04/27	at Iowa State	W	7-4
04/28	at Iowa State	L	9-10
04/30	at Missouri	L	0-8
05/04	Kansas State	W	10-2
05/05	Kansas State	W	4-1
05/12	Missouri	L	2-5
05/12	Missouri	L	0-14
05/14	at Kansas State	W	9-6
05/15	at Kansas State	L	2-10
05/18	Colorado	L	3-7
05/21	at Oklahoma	L	1-4
05/22	at Oklahoma	L	1-6

1952 (11-6, 8-6 BIG SEVEN)

DATE	OPPONENT	RESULT	SCORE
04/05	at Wichita	W	6-5
04/08	Rockhurst	W	13-4
04/16	at Rockhurst	W	4-0
04/19	at Nebraska	W	6-1
04/25	Kansas State	W	5-3
04/26	Kansas State	W	11-10
04/28	Iowa State	L	5-7
04/29	Iowa State	W	15-14
05/02	at Colorado	L	8-9

05/03	at Colorado	W	9-2
05/07	Oklahoma	W	8-6
05/12	at Kansas State	W	17-9
05/13	at Kansas State	W	19-17
05/16	at Iowa State	L	0-4
05/17	at Iowa State	L	3-5
05/19	at Missouri	L	0-2
05/20	at Missouri	L	2-5

1953 (6-10, 4-8 BIG SEVEN)

DATE	OPPONENT	RESULT	SCORE
04/06	at Oklahoma A&M	L	4-5
04/10	at Tulsa	L	9-10
04/13	Wichita	W	13-0
04/14	Rockhurst	W	9-4
04/20	Nebraska	L	9-10
04/21	Nebraska	L	6-20
04/27	at Oklahoma	L	1-19
04/28	at Oklahoma	L	2-4
05/01	at Kansas State	W	9-2
05/02	at Kansas State	W	3-2
05/11	Missouri	L	3-8
05/12	Missouri	L	3-4
05/15	at Iowa State	L	5-10
05/16	at Iowa State	W	4-3
05/18	at Missouri	L	9-10
05/19	at Missouri	W	9-7

<p>Floyd TEMPLE</p>	<p>28 SEASONS 1954-81 438-397-5, .524</p>
---------------------------------------	--

1954 (10-5, 4-4 BIG SEVEN)

DATE	OPPONENT	RESULT	SCORE
04/05	at Arkansas	W	7-4
04/06	at Arkansas	W	9-5
04/07	at Tulsa	L	12-16
04/08	at Tulsa	W	10-1
04/12	Arkansas	W	5-2
04/13	Arkansas	W	13-4
04/14	Kansas State	W	7-4
04/19	at Nebraska	L	1-12
04/20	at Nebraska	L	0-1
04/23	Iowa State	W	6-1
04/24	Iowa State	W	3-2
05/04	Rockhurst	W	12-6
05/07	at Colorado	L	5-6
05/12	Oklahoma	L	2-6
05/13	Oklahoma	W	7-3

1955 (6-16, 2-10 BIG SEVEN)

DATE	OPPONENT	RESULT	SCORE
04/04	at Arkansas	L	0-1
04/05	at Arkansas	L	3-9
04/07	at Arkansas State	L	5-6
04/07	at Arkansas State	L	4-10
04/09	at Memphis NAS	W	9-1
04/09	at Memphis NAS	W	7-1
04/15	Arkansas	W	6-5
04/16	Arkansas	W	4-2
04/18	Oklahoma A&M	L	7-16
04/19	Oklahoma A&M	L	4-5
04/25	Nebraska	L	1-13
04/26	Nebraska	L	0-11
05/06	at Iowa State	L	4-7
05/07	at Iowa State	L	0-10
05/09	Colorado	L	1-3
05/10	Colorado	W	11-10

05/13	at Kansas State	W	6-2
05/14	at Kansas State	L	7-9
05/16	Missouri	L	2-11
05/17	Missouri	L	1-16
05/23	at Oklahoma	L	1-3
05/24	at Oklahoma	L	3-4

1956 (14-5, 6-5 BIG SEVEN)

DATE	OPPONENT	RESULT	SCORE
04/02	at Memphis NAS	W	13-0
04/05	at Arkansas State	W	7-1
04/06	at Arkansas State	W	11-9
04/13	at Wichita	W	12-0
04/13	at Wichita	W	7-2
04/14	Rockhurst	W	12-4
04/20	at Rockhurst	W	6-5
04/23	Kansas State	L	1-2
04/24	Kansas State	W	19-1
04/27	Oklahoma	L	7-8
05/04	Iowa State	L	3-4
05/05	Iowa State	W	8-5
05/11	at Missouri	L	1-18
05/12	at Missouri	L	5-14
05/15	Central Missouri State	W	7-1
05/18	at Colorado	W	10-6
05/19	at Colorado	W	22-13
05/21	Missouri	W	10-7
05/22	Missouri	W	7-6

1957 (11-11, 9-8 BIG SEVEN)

DATE	OPPONENT	RESULT	SCORE
04/02	at Rice	L	1-3
04/03	at Rice	W	4-1
04/05	at Texas Lutheran	L	7-10
04/06	at Baylor	L	1-6
04/12	at Oklahoma	W	2-0
04/13	at Oklahoma	L	0-1
04/19	at Kansas State	W	3-1
04/20	at Kansas State	L	1-3
04/20	at Kansas State	W	11-3
04/26	Missouri	L	5-16
04/27	Missouri	W	6-3
04/27	Missouri	L	1-5
05/03	Colorado	W	7-1
05/04	Colorado	W	7-0
05/04	Colorado	L	3-4
05/07	Wichita	W	10-1
05/17	at Iowa State	L	2-7
05/18	at Iowa State	L	0-12
05/18	at Iowa State	L	0-4
05/21	Nebraska	W	8-2
05/22	Nebraska	W	3-2
05/22	Nebraska	W	6-1

1958 (14-8-2, 11-6 BIG SEVEN)

DATE	OPPONENT	RESULT	SCORE
04/04	at Rice	T	11-11
04/05	at Rice	W	13-9
04/07	at Houston	L	6-7
04/08	at Houston	W	4-3
04/11	Iowa State	L	3-5
04/12	Iowa State	W	13-4
04/12	Iowa State	W	8-3
04/18	at Missouri	L	14-25
04/22	Central Missouri State	W	5-0
04/25	Oklahoma St.	W	7-6
04/26	Oklahoma St.	W	1-0
04/26	Oklahoma St.	L	2-4
04/29	Wichita	L	3-5

05/02	at Colorado	W	4-0
05/03	at Colorado	W	10-8
05/03	at Colorado	W	8-3
05/09	at Nebraska	L	2-4
05/10	at Nebraska	W	12-8
05/10	at Nebraska	L	2-4
05/16	Kansas State	W	10-1
05/17	Kansas State	W	9-4
05/17	Kansas State	W	8-3
05/21	Oklahoma	L	2-7
05/22	Oklahoma	T	1-1

BIG EIGHT CONFERENCE

1959 (9-11, 5-11 BIG EIGHT)

DATE	OPPONENT	RESULT	SCORE
03/30	Washburn	W	7-0
04/03	Forbes Air Base	W	24-8
04/06	at Forbes Air Base	W	16-12
04/10	at Oklahoma St.	L	0-9
04/11	at Oklahoma St.	L	2-13
04/11	at Oklahoma St.	L	0-6
04/24	at Iowa State	L	2-17
04/25	at Iowa State	L	2-11
04/25	at Iowa State	L	3-4
04/28	Central Missouri St.	W	17-10
05/01	Colorado	L	12-15
05/02	Colorado	L	1-5
05/02	Colorado	L	5-11
05/08	Nebraska	W	8-3
05/15	at Kansas State	W	12-0
05/16	at Kansas State	W	8-7
05/16	at Kansas State	L	11-15
05/20	at Oklahoma	W	6-3
05/21	at Oklahoma	W	3-2
05/21	at Oklahoma	L	7-21

1960 (11-13, 7-11 BIG EIGHT)

DATE	OPPONENT	RESULT	SCORE
03/28	at Arkansas	L	6-11
03/29	at Arkansas	L	0-18
04/04	at Washburn	W	4-0
04/08	Oklahoma	L	0-6
04/08	Oklahoma	L	4-11
04/09	Oklahoma	W	6-5
04/15	Iowa State	L	1-3
04/15	Iowa State	W	5-1
04/16	Iowa State	L	4-6
04/19	at Central Missouri St.	W	7-4
04/22	at Missouri	L	3-11
04/23	at Missouri	L	9-10
04/23	at Missouri	L	9-10
04/26	at College of Emporia	W	4-0
05/03	College of Emporia	W	4-0
05/06	at Colorado	W	5-4
05/06	at Colorado	L	4-5
05/07	at Colorado	W	14-8
05/13	at Nebraska	W	10-8
05/13	at Nebraska	L	1-4
05/14	at Nebraska	L	1-11
05/20	Kansas State	W	2-1
05/20	Kansas State	L	2-9
05/21	Kansas State	W	5-4

1961 (5-14, 2-12 BIG EIGHT)

DATE	OPPONENT	RESULT	SCORE
03/30	College of Emporia	W	7-5
04/03	Washburn	W	4-0
04/03	Washburn	W	4-3
04/07	Colorado	W	11-6

04/07	Colorado	L	1-13
04/21	Missouri	L	1-3
04/21	Missouri	L	1-4
04/28	at Oklahoma State	L	1-8
04/28	at Oklahoma State	L	0-6
04/29	at Oklahoma State	L	7-17
05/02	at College of Emporia	L	3-5
05/05	Nebraska	W	4-3
05/09	at Washburn	L	0-3
05/12	at Kansas State	L	7-8
05/12	at Kansas State	L	2-7
05/13	at Kansas State	L	13-17
05/19	at Oklahoma	L	0-1
05/19	at Oklahoma	L	0-5
05/20	at Oklahoma	L	3-5

1962 (16-11, 13-8 BIG EIGHT)

DATE	OPPONENT	RESULT	SCORE
03/30	at Texas Lutheran	W	9-3
03/31	at Texas Lutheran	L	8-9
04/02	at Houston	L	4-5
04/03	at Houston	W	9-1
04/06	at Nebraska	W	6-4
04/06	at Nebraska	W	8-6
04/07	at Nebraska	W	3-2
04/13	Kansas State	W	2-0
04/13	Kansas State	L	3-4
04/14	Kansas State	W	12-5
04/16	at Missouri	W	9-3
04/16	at Missouri	W	8-0
04/17	at Missouri	L	5-7
04/20	Washburn	W	9-5
04/24	at Washburn	L	4-5
04/27	Iowa State	W	5-4
04/27	Iowa State	W	4-0
04/28	Iowa State	L	7-8
05/04	at Colorado	L	4-7
05/04	at Colorado	L	6-7
05/05	at Colorado	L	1-7
05/11	Oklahoma State	L	1-2
05/11	Oklahoma State	L	2-3
05/12	Oklahoma State	W	4-2
05/18	Oklahoma	W	10-6
05/18	Oklahoma	W	12-0
05/19	Oklahoma	W	7-4

1963 (15-10, 11-8 BIG EIGHT)

DATE	OPPONENT	RESULT	SCORE
03/28	at Texas Lutheran	W	6-4
03/29	at St. Mary's (Texas)	L	4-7
03/30	at Texas Lutheran	W	2-0
04/01	Arkansas	L	7-15
04/02	Arkansas	W	9-1
04/05	at Oklahoma	L	2-3
04/05	at Oklahoma	L	0-5
04/06	at Oklahoma	L	1-2
04/12	Nebraska	L	0-1
04/12	Nebraska	W	3-2
04/13	Nebraska	W	4-3
04/15	Washburn	W	8-1
04/19	at Kansas State	W	12-2
04/19	at Kansas State	W	11-5
04/20	at Kansas State	W	6-2
04/26	Oklahoma State	W	3-0
04/26	Oklahoma State	L	0-5
04/27	Oklahoma State	L	3-10
05/03	at Iowa State	W	8-6
05/10	Colorado	W	8-2
05/10	Colorado	W	5-2

05/11	Colorado	W	5-3
05/17	at Missouri	L	1-2
05/18	at Missouri	W	3-2
05/18	at Missouri	L	3-4

1964 (16-11, 11-10 BIG EIGHT)

DATE	OPPONENT	RESULT	SCORE
04/01	at Randolph AFB	W	9-1
04/02	at St. Mary's (Texas)	W	2-0
04/03	at St. Edward's	W	6-1
04/04	at Texas Lutheran	L	0-4
04/06	at Randolph AFB	W	11-7
04/07	at Trinity	W	6-1
04/10	Kansas State	W	6-1
04/10	Kansas State	W	8-2
04/11	Kansas State	L	5-7
04/17	at Nebraska	W	8-4
04/17	at Nebraska	W	9-1
04/18	at Nebraska	W	9-7
04/24	at Oklahoma State	W	6-5
04/24	at Oklahoma State	L	2-4
04/25	at Oklahoma State	L	3-4
05/01	Iowa State	W	2-1
05/01	Iowa State	W	7-1
05/02	Iowa State	W	3-0
05/08	Oklahoma	W	7-0
05/08	Oklahoma	L	5-8
05/09	Oklahoma	L	3-14
05/15	at Colorado	W	8-0
05/15	at Colorado	L	5-6
05/16	at Colorado	L	6-11
05/19	Missouri	L	1-2
05/19	Missouri	L	0-2
05/20	Missouri	L	3-4

1965 (12-13, 8-12 BIG EIGHT)

DATE	OPPONENT	RESULT	SCORE
03/31	at Randolph AFB	L	2-4
04/01	at St. Mary's (Texas)	L	2-4
04/02	at Lackland AFB	W	4-1
04/03	at Ft. Sam Houston	W	8-0
04/04	at Randolph AFB	W	4-3
04/09	Colorado	W	9-3
04/09	Colorado	W	2-1
04/10	Colorado	W	5-3
04/16	at Iowa State	W	5-3
04/16	at Iowa State	L	0-2
04/17	at Iowa State	L	3-12
04/23	at Oklahoma	L	4-6
04/23	at Oklahoma	W	3-2
04/24	at Oklahoma	L	2-3
04/30	Oklahoma State	W	3-2
04/30	Oklahoma State	L	5-6
05/01	Oklahoma State	W	5-1
05/07	at Missouri	L	6-13
05/08	at Missouri	L	6-8
05/08	at Missouri	L	0-1
05/14	at Kansas State	L	1-6
05/14	at Kansas State	L	4-7
05/15	at Kansas State	W	18-4
05/22	Nebraska	L	1-8
05/22	Nebraska	W	4-0

1966 (8-17, 3-15 BIG EIGHT)

DATE	OPPONENT	RESULT	SCORE
03/31	at Texas Lutheran	W	6-4
03/31	at Randolph AFB	W	13-8
04/01	at Sam Houston	W	11-6
04/02	at St. Mary's (Texas)	L	4-7

04/04	at Sam Houston	W	7-1
04/04	at Texas Lutheran	W	20-7
04/05	at Trinity	L	3-6
04/08	at Nebraska	L	7-18
04/08	at Nebraska	L	4-7
04/09	at Nebraska	L	0-5
04/15	Kansas State	L	3-5
04/16	Kansas State	W	3-2
04/16	Kansas State	L	1-2
04/29	at Colorado	L	0-2
04/29	at Colorado	W	5-4
04/30	at Colorado	L	9-10
05/06	Oklahoma	L	1-5
05/06	Oklahoma	L	3-6
05/07	Oklahoma	L	0-6
05/13	Iowa State	L	5-7
05/13	Iowa State	L	0-2
05/14	Iowa State	W	6-5
05/20	at Oklahoma State	L	5-9
05/20	at Oklahoma State	L	1-10
05/21	at Oklahoma State	L	5-8

1967 (12-15, 6-13 BIG EIGHT)

DATE	OPPONENT	RESULT	SCORE
03/30	at Texas Lutheran	W	3-0
03/31	vs. Indiana	W	4-0
04/01	vs. Indiana	W	6-2
04/01	vs. Indiana	W	3-0
04/03	at St. Mary's (Texas)	L	2-3
04/03	at St. Edward's	W	8-1
04/04	at Trinity	L	6-16
04/05	at Baylor	L	4-5
04/07	at Oklahoma	L	2-3
04/07	at Oklahoma	W	3-2
04/14	Oklahoma State	L	1-3
04/14	Oklahoma State	L	1-3
04/15	Oklahoma State	L	0-1
04/21	at Missouri	L	9-10
04/22	at Missouri	L	4-10
04/22	at Missouri	W	7-5
04/28	Colorado	W	1-0
04/28	Colorado	W	1-0
04/29	Colorado	W	3-2
05/05	at Iowa State	L	0-3
05/06	at Iowa State	L	2-4
05/06	at Iowa State	L	3-7
05/12	Nebraska	L	0-1
05/12	Nebraska	L	0-1
05/13	Nebraska	W	7-6
05/19	at Kansas State	W	4-1
05/19	at Kansas State	L	5-7

1968 (7-20, 4-14 BIG EIGHT)

DATE	OPPONENT	RESULT	SCORE
03/18	vs. Pittsburgh	L	8-9
03/18	at UC-Riverside	L	3-7
03/20	vs. Mississippi State	L	4-11
03/21	vs. Oregon	L	2-11
03/21	vs. UCLA	L	5-19
03/22	vs. Brigham Young	W	4-3
03/23	vs. Tennessee	L	5-7
04/01	College of Emporia	W	6-5
04/02	Emporia State	L	1-8
04/05	Kansas State	W	6-5
04/05	Kansas State	L	1-5
04/06	Kansas State	L	2-10
04/12	at Nebraska	L	1-4
04/12	at Nebraska	L	0-3
04/13	at Nebraska	W	5-0

04/26	Iowa State	L	4-5
04/26	Iowa State	L	1-3
04/27	Iowa State	L	4-6
05/03	at Oklahoma State	L	1-10
05/03	at Oklahoma State	W	5-4
05/04	at Oklahoma State	L	4-14
05/10	Missouri	L	1-13
05/10	Missouri	L	1-2
05/11	Missouri	W	2-1
05/16	Oklahoma	W	3-1
05/16	Oklahoma	L	1-3
05/17	Oklahoma	L	3-7

1969 (12-14, 7-12 BIG EIGHT)

DATE	OPPONENT	RESULT	SCORE
03/26	at St. Mary's (Texas)	L	1-2
03/27	at Trinity	W	17-3
03/28	at Texas-Pan Am	L	0-9
03/29	at Texas-Pan Am	W	2-0
03/31	at Texas Lutheran	W	5-0
04/01	at St. Edward's	W	8-7
04/04	at Oklahoma	W	3-0
04/04	at Oklahoma	L	0-5
04/05	at Oklahoma	L	1-3
04/11	at Kansas State	L	0-2
04/11	at Kansas State	L	0-10
04/12	at Kansas State	W	12-2
04/15	College of Emporia	W	6-5
04/18	Nebraska	L	1-3
04/18	Nebraska	W	3-2
04/25	Colorado	L	8-10
04/25	Colorado	W	2-1
05/02	at Missouri	L	3-9
05/03	at Missouri	W	6-3
05/03	at Missouri	L	3-10
05/09	Oklahoma State	L	2-7
05/09	Oklahoma State	L	3-8
05/10	Oklahoma State	L	3-8
05/15	at Iowa State	W	9-8
05/16	at Iowa State	W	4-3
05/16	at Iowa State	L	0-8

1970 (15-8, 10-7 BIG EIGHT)

DATE	OPPONENT	RESULT	SCORE
03/24	Washburn	W	10-1
03/24	Washburn	W	3-1
03/27	Emporia State	W	6-2
03/27	Emporia State	W	5-1
03/30	College of Emporia	W	7-2
03/30	College of Emporia	L	3-7
04/10	at Oklahoma	L	3-4
04/10	at Oklahoma	L	0-2
04/11	at Oklahoma	L	1-2
04/17	Kansas State	W	6-3
04/17	Kansas State	W	4-1
04/24	at Colorado	W	6-5
04/24	at Colorado	W	6-1
04/25	at Colorado	W	5-3
05/01	Missouri	L	2-5
05/01	Missouri	W	6-5
05/02	Missouri	W	10-5
05/08	at Nebraska	W	3-1
05/08	at Nebraska	L	2-3
05/09	at Nebraska	L	6-7
05/15	Iowa State	L	1-3
05/15	Iowa State	W	3-2
05/16	Iowa State	W	2-1

1971 (11-22, 6-15 BIG EIGHT)

DATE	OPPONENT	RESULT	SCORE
03/05	at Oral Roberts	L	3-5
03/05	at Oral Roberts	L	1-9
03/06	at Oral Roberts	L	1-3
03/06	at Oral Roberts	W	11-7
03/08	at Texas-Pan Am	L	4-5
03/09	at Texas-Pan Am	L	4-11
03/10	at Texas-Pan Am	L	4-14
03/11	at Trinity	L	7-13
03/22	College of Emporia	W	7-6
03/22	College of Emporia	W	11-1
03/23	Washburn	W	2-0
03/23	Washburn	W	13-0
04/02	at Oklahoma State	L	6-15
04/02	at Oklahoma State	L	9-10
04/03	at Oklahoma State	L	4-5
04/09	at Missouri	L	4-5
04/09	at Missouri	L	0-3
04/10	at Missouri	L	5-7
04/16	Oklahoma	L	2-7
04/16	Oklahoma	W	5-1
04/17	Oklahoma	L	5-7
04/20	at Kansas State	W	6-4
04/20	at Kansas State	W	6-2
04/23	Nebraska	L	1-6
04/23	Nebraska	W	15-0
04/24	Nebraska	L	7-15
04/26	Colorado	L	1-4
04/26	Colorado	L	2-5
04/27	Colorado	W	8-7
04/30	at Iowa State	L	1-3
04/30	at Iowa State	L	1-2
05/01	at Iowa State	L	1-14
05/04	Kansas State	W	8-3

1972 (20-10, 11-9 BIG EIGHT)

DATE	OPPONENT	RESULT	SCORE
03/18	at Washburn	L	0-1
03/18	at Washburn	W	15-6
03/20	Washburn	W	4-0
03/20	Washburn	W	4-0
03/22	Emporia State	W	6-1
03/22	Emporia State	W	6-5
03/27	College of Emporia	W	4-0
03/27	College of Emporia	W	3-0
03/31	Iowa State	L	4-9
03/31	Iowa State	W	2-0
04/01	Iowa State	W	2-1
04/07	at Nebraska	W	3-2
04/07	at Nebraska	L	2-3
04/08	at Nebraska	W	3-1
04/14	at Colorado	L	2-3
04/14	at Colorado	L	0-2
04/15	at Colorado	W	12-8
04/21	Missouri	L	3-12
04/21	Missouri	L	2-9
04/22	Missouri	W	10-3
04/28	at Oklahoma	L	0-2
04/28	at Oklahoma	L	0-1
04/29	at Oklahoma	W	2-0
05/02	Friends	W	5-2
05/02	Friends	W	5-4
05/05	Kansas State	L	2-3
05/05	Kansas State	W	4-3
05/13	Oklahoma State	W	10-7
05/13	Oklahoma State	W	3-0
05/14	Oklahoma State	W	6-3

1973 (11-15, 5-13 BIG EIGHT)

DATE	OPPONENT	RESULT	SCORE
03/17	Washburn	W	2-1
03/17	Washburn	W	4-0
03/19	at Washburn	L	5-10
03/19	at Washburn	L	5-7
03/21	College of Emporia	W	3-1
03/21	College of Emporia	W	5-0
03/30	at Oklahoma State	L	2-6
03/31	at Oklahoma State	L	1-5
04/06	Nebraska	L	3-5
04/06	Nebraska	L	6-13
04/07	Nebraska	W	2-0
04/13	at Iowa State	W	5-0
04/20	at Missouri	L	3-5
04/20	at Missouri	W	3-1
04/21	at Missouri	L	3-8
04/25	Dana College	W	6-1
04/25	Dana College	W	4-0
04/27	Oklahoma	W	7-6
04/27	Oklahoma	L	2-9
04/28	Oklahoma	L	2-5
05/04	Colorado	L	1-6
05/04	Colorado	L	1-5
05/05	Colorado	L	0-4
05/12	at Kansas State	L	1-2
05/12	at Kansas State	L	2-3
05/13	at Kansas State	W	6-4

1974 (17-22, 6-12 BIG EIGHT)

DATE	OPPONENT	RESULT	SCORE
03/11	vs. Missouri	L	1-2
03/12	vs. Missouri	W	5-3
03/12	at Texas-Pan Am.	L	0-4
03/13	at Texas-Pan Am.	L	1-4
03/14	at Texas-Pan Am.	L	2-13
03/15	vs. Texas A&M	L	2-7
03/15	vs. Texas A&M	L	3-8
03/16	at St. Mary's (Texas)	L	1-4
03/16	at St. Mary's (Texas)	L	1-7
03/26	Emporia State	W	4-0
03/26	Emporia State	W	3-2
03/29	at Oklahoma	L	1-25
03/30	at Oklahoma	L	0-9
03/30	at Oklahoma	L	1-3
04/02	Friends	W	9-7
04/02	Friends	L	0-3
04/05	Kansas State	L	5-6
04/06	Kansas State	W	4-3
04/06	Kansas State	L	3-4
04/09	Ottawa	W	6-2
04/09	Ottawa	W	7-0
04/12	Oklahoma State	L	1-11
04/12	Oklahoma State	W	4-0
04/13	Oklahoma State	W	4-1
04/16	Emporia State	W	3-2
04/16	Emporia State	W	6-5
04/19	at Colorado	L	9-0
04/19	at Colorado	W	10-3
04/20	at Colorado	L	5-6
04/23	Washburn	L	4-6
04/23	Washburn	W	4-3
04/26	Missouri	W	6-3
04/26	Missouri	L	0-3
04/27	Missouri	L	3-9
05/03	at Nebraska	W	1-0
05/03	at Nebraska	L	1-10
05/04	at Nebraska	L	4-5
05/07	Baker	W	4-1
05/07	Baker	W	4-3

1975 (15-25, 5-13 BIG EIGHT)

DATE	OPPONENT	RESULT	SCORE
03/10	at Texas A&M	L	1-2
03/10	at Texas A&M	L	2-3
03/11	at Texas A&M	L	2-5
03/12	at Trinity	L	3-4
03/12	at Trinity	L	1-2
03/13	at St. Mary's (Texas)	W	10-4
03/13	at St. Mary's (Texas)	L	2-7
03/14	at Texas Lutheran	W	3-1
03/15	at Texas Lutheran	L	1-3
03/15	at Texas Lutheran	L	1-2
03/25	William Jewell	L	3-4
03/25	William Jewell	W	4-0
04/01	Emporia State	W	7-5
04/01	Emporia State	L	1-4
04/05	at Iowa State	L	0-2
04/05	at Iowa State	W	3-2
04/06	at Iowa State	W	1-4
04/11	Colorado	L	1-3
04/11	Colorado	L	0-6
04/12	Colorado	W	3-2
04/16	Missouri Western	W	2-0
04/16	Missouri Western	L	0-1
04/18	at Missouri	L	8-12
04/19	at Missouri	W	14-12
04/19	at Missouri	L	6-8
04/22	Washburn	W	2-1
04/22	Washburn	W	12-5
04/25	at Oklahoma State	L	2-14
04/25	at Oklahoma State	L	3-5
04/26	at Oklahoma State	L	4-7
04/29	Baker	W	2-0
04/29	Baker	W	6-4
05/02	Oklahoma	L	1-7
05/02	Oklahoma	L	0-13
05/04	Oklahoma	L	3-9
05/06	NW Missouri State	L	3-6
05/06	NW Missouri State	W	4-3
05/10	at Kansas State	W	8-2
05/10	at Kansas State	L	0-3
05/11	at Kansas State	L	3-4

1976 (23-14, 6-8 BIG EIGHT)

DATE	OPPONENT	RESULT	SCORE
03/09	William Jewell	W	1-0
03/09	William Jewell	W	2-0
03/09	William Jewell	W	2-0
03/14	vs. Illinois	L	0-1
03/15	vs. Texas A&M	W	2-0
03/16	at Texas Lutheran	W	3-1
03/16	at Texas Lutheran	L	4-5
03/17	at Trinity	L	2-8
03/18	at St. Mary's (Texas)	L	0-1
03/23	Baker	W	18-3
03/23	Baker	W	9-2
03/26	at Oral Roberts	L	2-5
03/26	at Oral Roberts	L	8-11
03/27	at Oral Roberts	W	3-1
03/27	at Oral Roberts	W	13-1
04/02	Nebraska	W	9-0
04/03	Nebraska	W	7-6
04/03	Nebraska	L	3-4
04/09	Missouri	W	7-0
04/10	Missouri	W	10-7
04/10	Missouri	L	4-6
04/13	at Washburn	W	11-3
04/13	at Washburn	W	8-3
04/16	at Kansas State	L	5-6

04/16	at Kansas State	L	5-8
04/22	Washburn	W	9-3
04/23	Washburn	W	6-0
04/23	at Nebraska	L	2-4
05/01	Kansas State	W	3-2
05/01	Kansas State	W	4-1
05/02	Kansas State	L	6-13
05/04	Emporia State	W	2-1
05/04	Emporia State	W	1-0
05/05	at Missouri Western	W	2-1
05/05	at Missouri Western	W	2-1

BIG EIGHT TOURNAMENT

05/08	Oklahoma State	L	1-2
05/09	Kansas State	L	3-8

1977 (22-23-1, 5-5 BIG EIGHT)

DATE	OPPONENT	RESULT	SCORE
03/11	at Dallas	W	15-4
03/11	at Dallas	W	4-1
03/12	at Texas-Arlington	L	0-1
03/12	at Texas-Arlington	L	3-4
03/14	vs. Texas A&M	L	2-4
03/14	vs. Texas A&M	W	6-5
03/15	at Texas A&M	L	1-3
03/15	at St. Mary's (Texas)	L	1-2
03/16	at Texas Lutheran	W	5-4
03/16	at Texas Lutheran	L	0-3
03/18	at Texas Wesleyan	L	6-8
03/19	at Texas Wesleyan	W	3-2
03/19	at Texas Wesleyan	L	5-9
03/26	Washburn	W	7-1
03/26	Washburn	W	4-1
03/29	Missouri Western	W	7-6
03/29	Missouri Western	T	0-0
04/06	vs. Kansas Wesleyan	W	3-1
04/07	vs. Emporia State	W	7-2
04/07	vs. Marymount	W	12-2
04/08	Kansas State	W	5-1
04/08	Kansas State	W	4-1
04/09	Kansas State	L	7-10
04/09	Kansas State	L	6-10
04/12	at Washburn	L	1-2
04/12	at Washburn	W	4-2
04/15	Iowa State	W	7-1
04/15	Iowa State	W	4-3
04/16	Iowa State	W	2-1
04/16	Iowa State	L	1-4
04/19	at Emporia State	L	3-4
04/19	at Emporia State	L	1-2
04/22	Nebraska	L	1-7
04/22	Nebraska	W	6-4
04/23	Nebraska	W	10-9
04/23	Nebraska	L	6-15
04/26	Emporia State	W	3-2
04/26	Emporia State	W	13-5
04/30	at Missouri	L	1-5
04/30	at Missouri	L	2-3
05/06	at Kansas State	L	0-1
05/06	at Kansas State	L	2-13
05/07	at Kansas State	L	1-2
05/07	at Kansas State	W	7-1

BIG EIGHT TOURNAMENT

05/18	Oklahoma	L	0-5
05/18	Kansas State	L	6-10

1978 (34-13-1, 8-4 BIG EIGHT)

DATE	OPPONENT	RESULT	SCORE
03/10	at Dallas	W	6-0
03/10	at Dallas	T	1-1
03/11	at St. Mary's (Texas)	L	4-9
03/13	vs. Oklahoma State	L	4-7
03/13	at Texas-Pan Am.	L	3-6
03/14	vs. Arkansas State	W	10-6
03/15	vs. Oklahoma State	W	4-2
03/16	vs. Arkansas State	W	15-3
03/17	vs. Oklahoma State	W	10-7
03/17	at Texas-Pan Am.	L	6-9
03/18	vs. Arkansas State	W	4-0
03/20	at Oral Roberts	W	8-6
03/29	Benedictine	W	6-2
03/29	Benedictine	W	3-2
03/31	Fort Hays State	W	11-0
03/31	Fort Hays State	W	16-3
04/01	at Washburn	L	1-2
04/01	at Washburn	W	7-2
04/04	Emporia State	L	4-5
04/04	Emporia State	W	13-8
04/07	at Kansas State	W	7-0
04/07	at Kansas State	W	11-3
04/08	Kansas State	W	7-2
04/08	Kansas State	W	11-0
04/11	Emporia State	W	3-1
04/11	Emporia State	L	3-4
04/14	at Iowa State	W	6-5
04/14	at Iowa State	W	9-0
04/15	at Iowa State	W	6-3
04/15	at Iowa State	W	8-7
04/21	at Nebraska	W	4-2
04/21	at Nebraska	L	4-8
04/22	at Nebraska	L	2-21
04/22	at Nebraska	W	8-3
04/25	at NW Missouri State	W	5-3
04/25	at NW Missouri State	W	6-2
04/28	Missouri	W	3-2
04/28	Missouri	W	1-0
04/29	Missouri	L	2-3
04/29	Missouri	L	0-5
05/05	Kansas State	W	15-6
05/05	Kansas State	W	4-1
05/09	Washburn	W	11-0
05/09	Washburn	W	9-6
05/10	NW Missouri State	W	3-0
05/10	NW Missouri State	W	2-1

BIG EIGHT TOURNAMENT

05/17	Oklahoma	L	1-2
05/18	Oklahoma State	L	2-5

1979 (34-13-1, 11-9 BIG EIGHT)

DATE	OPPONENT	RESULT	SCORE
03/07	William Jewell	W	12-4
03/07	William Jewell	W	6-1
03/08	Fort Hays State	W	3-1
03/08	Fort Hays State	W	9-2
03/10	at Dallas	W	9-1
03/10	at Dallas	T	4-4
03/12	vs. Northern Illinois	W	8-1
03/12	vs. Central Michigan	L	3-5
03/13	at Texas-Pan Am.	W	7-5
03/14	vs. Central Michigan	L	3-9
03/15	vs. Northern Iowa	W	11-1
03/15	vs. Arkansas State	W	6-1
03/16	vs. East Tennessee St.	L	1-9
03/17	vs. Arkansas State	W	3-2
03/21	Benedictine	W	10-3

03/21	Benedictine	W	10-1
03/27	Missouri Western	W	6-0
03/27	Missouri Western	W	3-0
03/31	Emporia State	W	6-1
03/31	Emporia State	W	3-2
04/05	Baker	W	17-7
04/07	at Kansas State	W	12-5
04/07	at Kansas State	L	7-8
04/09	at Colorado	W	11-0
04/09	at Colorado	L	3-5
04/12	Missouri Southern	W	12-11
04/14	Oklahoma	W	4-0
04/14	Oklahoma	W	6-3
04/16	Oklahoma State	W	4-3
04/16	Oklahoma State	L	4-5
04/18	at K.C. Royals (Exh.)	L	5-6
04/21	at Missouri	L	0-3
04/21	at Missouri	L	2-4
04/22	at Missouri	L	1-5
04/22	at Missouri	W	5-4
04/24	Washburn	W	8-2
04/24	Washburn	W	17-3
04/27	Iowa State	W	15-2
04/28	Iowa State	W	4-1
04/28	Iowa State	L	1-9
05/01	Kansas State	W	5-0
05/01	Kansas State	W	8-6
05/04	Nebraska	W	5-2
05/04	Nebraska	W	3-1
05/05	Nebraska	L	1-4
05/05	Nebraska	L	2-3
05/08	at Kansas State	W	9-0
05/08	at Kansas State	W	13-4

1980 (26-19, 12-9 BIG EIGHT)

DATE	OPPONENT	RESULT	SCORE
03/07	at Oral Roberts	L	2-12
03/08	at Dallas	W	11-7
03/08	at Dallas	W	9-3
03/10	vs. Central Michigan	L	2-6
03/11	vs. Central Michigan	W	5-2
03/12	vs. Texas-Pan Am.	L	0-11
03/12	vs. Arkansas State	W	4-0
03/13	vs. Arkansas State	W	11-3
03/14	vs. Central Michigan	W	5-4
03/14	vs. Texas-Pan Am.	L	2-6
03/15	Northern Illinois	W	10-8
03/18	Benedictine	W	15-2
03/18	Benedictine	W	7-2
03/21	Baker	W	9-0
03/21	Baker	W	9-2
03/22	Fort Hays State	W	5-3
03/22	Fort Hays State	W	5-4
04/01	Emporia State	L	7-8
04/02	NW Missouri State	L	1-3
04/05	Kansas State	W	10-3
04/05	Kansas State	W	9-3
04/07	Colorado	W	7-5
04/07	Colorado	W	11-10
04/09	William Jewell	W	22-8
04/12	at Oklahoma	W	12-6
04/12	at Oklahoma	W	8-4
04/14	at Oklahoma State	L	1-6
04/14	at Oklahoma State	L	13-15
04/18	Missouri	L	0-5
04/18	Missouri	L	4-9
04/19	Missouri	W	3-0
04/19	Missouri	L	3-5
04/22	Creighton	L	3-6

04/22	Creighton	L	2-4
04/25	at Iowa State	W	7-2
04/25	at Iowa State	W	12-7
04/26	at Iowa State	W	4-3
04/26	at Iowa State	L	8-11
05/02	at Nebraska	L	0-2
05/02	at Nebraska	L	7-11
05/03	at Nebraska	L	0-3
05/03	at Nebraska	L	8-10
05/04	Washburn	W	6-4
05/04	Washburn	L	4-3
05/06	Kansas State	W	13-5

1981 (32-19, 13-14 BIG EIGHT)

DATE	OPPONENT	RESULT	SCORE
03/10	at Emporia State	W	9-4
03/10	at Emporia State	W	17-5
03/11	William Jewell	W	4-2
03/11	William Jewell	L	7-8
03/14	at Dallas	W	9-2
03/14	at Dallas	W	13-3
03/15	vs. Central Michigan	L	3-11
03/16	vs. Texas-Pan Am.	W	5-4
03/17	vs. Texas Tech	L	1-6
03/17	vs. Texas-Pan Am.	W	4-2
03/18	vs. Texas Tech	L	3-4
03/19	vs. Texas-Pan Am.	W	5-1
03/20	vs. Texas Tech	W	4-3
03/21	at Texas A&M	W	5-4
03/21	at Texas A&M	L	8-9
03/26	Benedictine	W	9-1
03/26	Benedictine	W	3-1
03/28	Oklahoma State	W	6-1
03/28	Oklahoma State	L	2-4
03/30	Oklahoma State	L	2-3
03/30	Oklahoma State	L	0-3
04/04	at Kansas State	L	0-2
04/04	at Kansas State	W	8-3
04/05	at Kansas State	L	2-8
04/05	at Kansas State	L	8-9
04/08	Missouri Western	W	16-1
04/08	Missouri Western	W	15-1
04/12	Nebraska	L	0-1
04/12	Nebraska	W	6-4
04/13	Nebraska	W	5-4
04/13	Nebraska	W	7-1
04/15	Fort Hays State	W	2-0
04/15	Fort Hays State	W	7-1
04/18	at Missouri	L	0-6
04/20	at Missouri	W	3-1
04/20	at Missouri	L	0-6
04/22	Washburn	L	6-7
04/22	Washburn	W	8-1
04/25	Iowa State	W	8-4
04/25	Iowa State	W	5-0
04/26	Iowa State	W	4-3
04/26	Iowa State	W	9-4
04/29	Emporia State	W	8-2
04/29	Emporia State	W	9-8
05/01	at Oklahoma	L	2-5
05/01	at Oklahoma	W	4-0
05/02	at Oklahoma	L	2-3
05/02	at Oklahoma	W	3-2
05/05	Baker	W	6-5
BIG EIGHT TOURNAMENT			
05/14	Oklahoma State	L	0-5
05/15	Missouri	L	3-15

**Marty
PATTIN**

6 SEASONS
1982-87
122-172-2, .416

1982 (23-27, 10-14 BIG EIGHT)

DATE	OPPONENT	RESULT	SCORE
03/09	William Jewell	W	9-3
03/09	William Jewell	W	8-7
03/10	at Emporia State	L	5-6
03/10	at Emporia State	L	5-10
03/13	vs. Illinois	L	3-7
03/15	vs. Morningside	W	8-3
03/16	vs. Texas-Pan Am.	L	3-4
03/17	vs. Michigan	L	5-14
03/18	vs. Arkansas State	L	1-13
03/19	vs. Central Michigan	W	7-6
03/20	vs. Morningside	L	0-1
03/21	at Texas A&M	L	3-5
03/21	at Texas A&M	W	6-3
03/24	Missouri Western	W	6-2
03/24	Missouri Western	W	3-2
03/25	Benedictine	W	18-1
03/30	Concordia	L	5-11
03/30	Concordia	W	13-3
03/31	Missouri Southern	W	3-2
03/31	Missouri Southern	L	5-8
04/03	Oklahoma	L	10-13
04/03	Oklahoma	L	3-5
04/04	Oklahoma	W	6-2
04/04	Oklahoma	W	9-8
04/12	at Iowa State	W	4-3
04/12	at Iowa State	W	10-2
04/13	at Iowa State	L	3-4
04/13	at Iowa State	W	3-2
04/14	Emporia State	L	0-1
04/14	Emporia State	W	2-0
04/17	Missouri	L	8-11
04/17	Missouri	L	6-10
04/18	Missouri	W	10-6
04/18	Missouri	L	2-5
04/21	Baker	W	15-6
04/21	Baker	L	4-5
04/24	at Nebraska	L	5-7
04/24	at Nebraska	L	0-7
04/25	at Nebraska	L	1-9
04/25	at Nebraska	L	3-8
04/26	NW Missouri	W	12-5
04/26	NW Missouri	L	3-7
05/01	Kansas State	W	9-7
05/01	Kansas State	L	2-15
05/02	Kansas State	W	5-4
05/02	Kansas State	W	9-6
05/08	at Oklahoma State	W	8-2
05/08	at Oklahoma State	L	1-2
05/09	at Oklahoma State	L	2-10
05/19	at Oklahoma State	L	7-14

1983 (17-17, 9-9 BIG EIGHT)

DATE	OPPONENT	RESULT	SCORE
03/08	Baker	W	12-6
03/08	Baker	W	5-0
03/11	Indiana State	W	6-2
03/12	at Oral Roberts	L	3-4
03/14	vs. Sam Houston	L	7-9
03/14	vs. Central Michigan	W	6-2
03/15	vs. Texas-Pan Am.	L	1-2
03/16	vs. Northern Iowa	W	13-5
03/16	vs. Sam Houston	L	1-5

03/17	vs. Missouri	L	3-5
03/18	vs. Central Michigan	L	3-10
03/19	vs. Northern Iowa	W	3-1
03/26	at Oklahoma	L	9-10
03/27	at Oklahoma	W	1-0
03/27	at Oklahoma	L	4-5
03/28	at Oklahoma	L	2-7
04/10	at Missouri	W	9-1
04/11	at Missouri	W	6-2
04/11	at Missouri	L	0-10
04/13	William Jewell	L	6-8
04/13	William Jewell	W	9-5
04/16	Nebraska	L	4-15
04/16	Nebraska	W	8-7
04/17	Nebraska	W	3-2
04/17	Nebraska	L	1-15
04/20	Central Missouri	W	5-0
04/20	Central Missouri	L	3-5
04/24	at Kansas State	W	3-0
04/24	at Kansas State	L	9-10
04/25	at Kansas State	W	16-3
04/25	at Kansas State	W	8-4
BIG EIGHT TOURNAMENT			
05/11	Iowa State	L	6-7
05/12	Kansas State	W	11-1
05/15	Nebraska	L	2-3

1984 (23-25, 4-14 BIG EIGHT)

DATE	OPPONENT	RESULT	SCORE
03/02	Missouri Southern	L	10-12
03/02	Missouri Southern	W	2-1
03/05	Missouri Western	W	7-4
03/05	Missouri Western	W	17-3
03/06	William Jewell	W	6-0
03/08	at Oral Roberts	L	1-10
03/09	vs. NE Oklahoma St.	W	2-1
03/12	vs. Maine	W	5-4
03/13	vs. Cent. Michigan	W	10-3
03/14	vs. Texas-Pan Am.	L	1-2
03/15	vs. Oklahoma	W	10-8
03/15	vs. Texas-Pan Am.	L	4-5
03/16	vs. Maine	W	8-6
03/17	vs. Central Michigan	L	5-6
03/18	at Texas A&M	L	0-9
03/18	at Texas A&M	L	3-11
03/25	Oklahoma	L	0-19
03/25	Oklahoma	L	0-5
03/29	Marymount	W	7-2
03/29	Marymount	W	9-3
03/30	Baker	W	18-2
03/31	at Iowa State	L	2-5
03/31	at Iowa State	W	10-3
04/01	at Iowa State	L	0-1
04/01	at Iowa State	L	2-3
04/04	Emporia State	W	6-3
04/04	Emporia State	L	3-4
04/05	Baker	W	13-3
04/05	Baker	W	5-0
04/11	at Missouri Southern	W	9-5
04/11	at Missouri Southern	L	4-5
04/14	at Nebraska	L	2-5
04/14	at Nebraska	L	0-5
04/15	at Nebraska	L	1-4
04/15	at Nebraska	L	1-3
04/17	Benedictine	W	12-9
04/19	Washburn	W	6-4
04/19	Washburn	W	13-2
04/22	Kansas State	W	13-2
04/22	Kansas State	W	7-3

04/23	Kansas State	W	15-13
04/23	Kansas State	L	2-18
04/25	at Emporia State	L	6-7
04/25	at Emporia State	L	11-16
04/28	at Oklahoma State	L	3-8
04/28	at Oklahoma State	L	0-7
04/29	at Oklahoma State	L	10-14
04/29	at Oklahoma State	L	0-9

1985 (19-30-1, 5-17 BIG EIGHT)

DATE	OPPONENT	RESULT	SCORE
03/03	Baker	W	3-0
03/03	Baker	W	7-0
03/04	Missouri Western	W	12-8
03/05	William Jewell	L	7-8
03/06	Missouri Southern	W	2-1
03/06	Missouri Southern	L	7-6
03/07	at Oral Roberts	L	4-21
03/10	at St. Mary's (Texas)	L	1-4
03/11	vs. Oklahoma	L	3-5
03/12	vs. Texas A&M	W	10-9
03/13	vs. Pan American	L	1-2
03/14	vs. Arkansas State	L	6-8
03/14	vs. Kansas State	L	4-21
03/20	NW Missouri State	L	2-3
03/20	NW Missouri State	T	1-1
03/22	Fort Hays State	W	4-3
03/22	Fort Hays State	W	11-4
03/24	Emporia State	W	11-1
03/24	Emporia State	W	7-4
03/27	Oklahoma City	L	4-7
03/27	Oklahoma City	W	3-2
04/01	Iowa State	W	9-2
04/01	Iowa State	L	1-9
04/05	at Missouri	L	4-9
04/06	at Missouri	W	7-6
04/06	at Missouri	W	7-6
04/07	at Missouri	L	2-13
04/12	Nebraska	L	2-5
04/13	Nebraska	L	3-20
04/14	Nebraska	L	6-16
04/14	Nebraska	L	9-11
04/17	at Emporia State	W	8-4
04/17	at Emporia State	W	8-7
04/20	at Kansas State	W	11-10
04/20	at Kansas State	L	10-15
04/21	at Kansas State	L	4-13
04/21	at Kansas State	L	5-11
04/25	Washburn	W	13-9
04/25	Washburn	W	7-6
04/27	Oklahoma State	L	19-25
04/27	Oklahoma State	L	1-22
04/28	Oklahoma State	L	4-8
04/28	Oklahoma State	L	5-13
05/03	at Arkansas	L	4-10
05/04	at Arkansas	L	5-6
05/04	at Arkansas	L	2-6
05/12	at Oklahoma	L	2-12
05/12	at Oklahoma	L	2-16
05/13	at Oklahoma	L	4-5
05/13	at Oklahoma	W	4-3

1986 (25-34, 7-16 BIG EIGHT)

DATE	OPPONENT	RESULT	SCORE
02/28	Missouri Southern	W	16-6
02/28	Missouri Southern	W	8-1
03/02	Baker	W	25-6
03/03	William Jewell	W	6-4
03/03	William Jewell	W	8-2

03/06	at Baylor	L	0-7
03/06	at Baylor	L	2-18
03/07	at Schreiner College	L	4-14
03/07	at Schreiner College	L	7-8
03/08	vs. North Dakota St.	W	16-2
03/08	vs. St. Mary's (Texas)	L	4-13
03/09	vs. St. Mary's (Texas)	W	2-0
03/10	vs. Arkansas State	L	4-5
03/11	vs. Oklahoma	L	7-13
03/12	vs. Central Michigan	W	5-0
03/12	vs. Texas-Pan Am.	L	1-2
03/13	vs. Arkansas State	L	11-13
03/14	vs. Baylor	L	1-7
03/15	vs. Arkansas State	W	3-2
03/19	Missouri Western	W	4-3
03/19	Missouri Western	W	11-2
03/22	Kansas Newman	L	10-0
03/22	Kansas Newman	W	9-4
03/23	at Emporia State	L	6-7
03/23	at Emporia State	L	1-4
03/26	School of the Ozarks	L	7-8
03/26	School of the Ozarks	W	7-2
03/29	at Iowa State	L	4-9
03/29	at Iowa State	W	5-4
03/30	at Iowa State	L	8-9
03/30	at Iowa State	L	5-6
04/01	Benedictine	W	9-1
04/01	Benedictine	W	19-1
04/05	Missouri	L	5-8
04/05	Missouri	W	10-5
04/06	Missouri	L	3-5
04/06	Missouri	W	7-4
04/09	Fort Hays State	L	0-2
04/09	Fort Hays State	W	9-3
04/12	at Nebraska	L	2-9
04/12	at Nebraska	L	0-10
04/13	at Nebraska	L	6-8
04/13	at Nebraska	W	6-2
04/16	at Wichita State	L	6-18
04/19	Kansas State	W	6-5
04/19	Kansas State	W	5-4
04/20	Kansas State	L	9-11
04/20	Kansas State	L	8-12
04/23	Wichita State	L	7-13
04/24	Washburn	W	12-3
04/25	at Oklahoma State	L	2-12
04/26	at Oklahoma State	L	7-10
04/26	at Oklahoma State	L	3-16
04/27	at Oklahoma State	L	8-13
04/29	Benedictine	W	2-12
04/30	at Wichita State	L	4-8
05/11	Oklahoma	W	10-9
05/11	Oklahoma	L	7-11
05/12	Oklahoma	L	0-6

1987 (15-39-1, 3-21 BIG EIGHT)

DATE	OPPONENT	RESULT	SCORE
03/06	William Jewell	W	4-3
03/06	William Jewell	W	9-5
03/07	Friends	W	6-2
03/07	Friends	W	8-3
03/09	Missouri Southern	L	3-7
03/10	Tarkio	W	7-0
03/10	Tarkio	W	14-6
03/15	vs. Miami (Ohio)	L	7-14
03/16	vs. Michigan	L	3-15
03/16	vs. St. John's (N.Y.)	L	1-3
03/17	vs. Pan American	L	0-8
03/18	vs. St. John's (N.Y.)	L	5-7

03/19	vs. Miami (Ohio)	W	10-9
03/20	vs. Texas-Pan Am.	W	7-6
03/21	vs. Michigan	L	3-15
03/28	at Missouri	L	2-17
03/29	at Missouri	L	1-18
03/29	at Missouri	L	1-5
03/30	at Missouri	L	4-5
04/01	Missouri Western	L	1-7
04/01	Missouri Western	T	9-9
04/02	Wichita State	L	8-13
04/04	Nebraska	L	11-15
04/04	Nebraska	L	4-7
04/05	Nebraska	L	8-11
04/05	Nebraska	L	4-6
04/06	Washburn	L	4-5
04/07	School of the Ozarks	L	7-8
04/07	School of the Ozarks	L	2-3
04/09	Baker	W	9-1
04/09	Baker	W	17-6
04/11	at Kansas State	L	6-11
04/11	at Kansas State	L	4-6
04/12	at Kansas State	W	14-10
04/12	at Kansas State	L	2-6
04/18	Oklahoma State	L	3-13
04/18	Oklahoma State	L	1-12
04/19	Oklahoma State	L	2-15
04/19	Oklahoma State	L	3-21
04/22	at Wichita State	L	6-10
04/23	at Wichita State	L	6-18
04/25	Iowa	L	2-15
04/25	Iowa	L	10-11
04/26	Iowa	W	9-8
04/28	at Emporia State	L	4-7
04/28	at Emporia State	L	17-18
04/30	at Washburn	W	13-12
05/02	at Oklahoma	L	0-11
05/02	at Oklahoma	L	2-9
05/03	at Oklahoma	L	9-20
05/03	at Oklahoma	L	5-16
05/09	Iowa State	W	6-5
05/09	Iowa State	L	5-9
05/10	Iowa State	L	3-4
05/10	Iowa State	W	8-7

Dave BINGHAM

8 SEASONS
1988-95
249-225, 525

1988 (25-34, 5-19 BIG EIGHT)

DATE	OPPONENT	RESULT	SCORE
02/27	at Arkansas	L	3-12
02/27	at Arkansas	L	4-19
02/28	at Arkansas	L	3-5
03/01	Washburn	W	16-8
03/07	Central Missouri St.	W	7-3
03/08	Missouri Baptist	W	19-9
03/09	NW Missouri State	W	18-5
03/09	NW Missouri State	L	6-7
03/10	Missouri Southern	W	9-5
03/10	Missouri Southern	W	10-3
03/13	Miami (Ohio)	L	7-10
03/14	Miami (Ohio)	L	0-5
03/15	Michigan	W	5-4
03/18	St. John's (N.Y.)	L	6-15
03/15	Michigan	L	1-4
03/19	Miami (Ohio)	W	6-4
03/22	Tarkio	W	14-4
03/22	Tarkio	W	9-4

03/24	Missouri Western	W	23-2
03/26	Emporia State	W	18-8
03/26	Emporia State	W	8-5
03/27	at Creighton	L	8-14
03/30	Washburn	W	11-2
04/02	Missouri	L	11-12
04/03	Missouri	W	3-2
04/03	Missouri	L	1-13
04/04	Missouri	L	6-17
04/06	at Wichita State	L	0-8
04/07	Wichita State	W	10-1
04/10	at Nebraska	L	2-9
04/10	at Nebraska	L	3-4
04/11	at Nebraska	L	3-5
04/11	at Nebraska	L	1-5
04/12	Missouri State	L	4-5
04/14	Wichita State	L	7-21
04/15	Kansas State	L	7-12
04/16	Kansas State	L	14-22
04/16	Kansas State	L	2-23
04/18	Kansas State	L	9-10
04/19	Emporia State	W	13-12
04/21	at Wichita State	L	7-8
04/22	at Oklahoma State	L	1-18
04/23	at Oklahoma State	L	4-5
04/23	at Oklahoma State	L	1-3
04/24	at Oklahoma State	L	2-21
04/27	Missouri Western	W	13-5
04/28	Creighton	W	10-7
04/29	at Missouri State	L	3-22
04/30	Benedictine	W	12-6
04/30	Benedictine	W	9-0
05/01	Benedictine	L	6-13
05/06	Oklahoma	L	8-10
05/07	Oklahoma	W	3-0
05/07	Oklahoma	L	0-4
05/08	Oklahoma	W	12-8
05/13	at Iowa State	W	7-5
05/14	at Iowa State	L	5-6
05/14	at Iowa State	W	4-2
05/15	at Iowa State	L	9-10

1989 (32-35, 8-16 BIG EIGHT)

DATE	OPPONENT	RESULT	SCORE
02/25	at Arkansas	L	3-12
02/25	at Arkansas	L	0-7
02/26	at Arkansas	L	4-18
03/03	at Oral Roberts	W	7-5
03/03	at Oral Roberts	L	9-13
03/04	Missouri Southern	W	3-0
03/08	Washburn	W	5-2
03/10	at Hawaii	L	5-11
03/11	at Hawaii	L	1-9
03/12	at Hawaii	L	5-11
03/13	at Hawaii-Hilo	L	4-9
03/14	at Hawaii-Hilo	L	1-10
03/15	at Hawaii-Pacific	W	6-4
03/15	at Hawaii-Pacific	W	9-7
03/16	at Hawaii-Pacific	L	0-4
03/22	Creighton	L	5-7
03/22	Creighton	L	3-4
03/23	Fort Hays State	W	2-1
03/23	Fort Hays State	W	4-3
03/24	Northern Iowa	W	10-2
03/25	Northern Iowa	W	10-7
03/26	Tarkio	W	12-5
03/26	Tarkio	W	10-6
03/28	at Creighton	L	3-5
04/01	Nebraska	W	7-0

04/01	Nebraska	L	7-10
04/03	Nebraska	L	0-10
04/03	Nebraska	W	13-12
04/04	at Missouri State	L	2-7
04/05	Benedictine	W	8-7
04/05	Benedictine	W	8-2
04/07	at Kansas State	L	8-11
04/08	at Kansas State	W	4-3
04/08	at Kansas State	W	6-4
04/09	at Kansas State	W	14-1
04/11	Missouri State	W	6-1
04/12	Missouri State	W	6-3
04/14	Oklahoma State	L	3-13
04/15	Oklahoma State	L	1-8
04/15	Oklahoma State	W	7-2
04/16	Oklahoma State	L	3-11
04/17	Emporia State	W	18-4
04/18	at Creighton	L	3-8
04/19	Washburn	W	10-7
04/20	Wichita State	L	2-9
04/21	Oral Roberts	W	11-10
04/22	Oral Roberts	W	3-2
04/23	Emporia State	W	10-4
04/23	Emporia State	W	3-2
04/24	Benedictine	W	18-10
04/25	at Missouri State	L	3-6
04/26	NW Missouri State	W	11-3
04/27	at Wichita State	L	0-14
04/28	at Oklahoma	L	4-15
04/29	at Oklahoma	L	1-10
04/29	at Oklahoma	L	5-6
04/30	at Oklahoma	L	3-8
05/03	Wichita State	L	2-7
05/04	at Wichita State	W	9-6
05/05	Iowa State	L	4-10
05/06	Iowa State	L	7-10
05/06	Iowa State	W	5-0
05/07	Iowa State	L	7-10
05/12	at Missouri	W	7-6
05/13	at Missouri	L	6-8
05/13	at Missouri	L	1-3
05/14	at Missouri	L	1-5

1990 (27-31, 10-14 BIG EIGHT)

DATE	OPPONENT	RESULT	SCORE
02/17	at TCU	L	4-5
02/18	at TCU	L	3-4
02/24	at Arkansas	W	10-4
02/25	at Arkansas	L	2-3
02/27	Washburn	W	10-0
03/01	St. Cloud State	W	11-10
03/02	Missouri Southern	W	7-6
03/04	Minnesota	W	3-1
03/04	Minnesota	L	3-4
03/05	Minnesota	L	3-10
03/10	at LSU	L	1-10
03/10	at LSU	L	3-9
03/11	at LSU	L	2-8
03/13	at Rice	L	1-2
03/14	at Rice	W	8-3
03/16	vs. Colorado State	W	7-0
03/17	vs. Colorado State	W	8-7
03/17	vs. Colorado State	L	4-12
03/20	at Creighton	L	0-5
03/21	Tarkio	W	11-2
03/22	Central Missouri State	W	6-5
03/27	at Wichita State	W	6-5
03/29	Northern Iowa	L	6-7
03/31	at Nebraska	W	4-3

03/31	at Nebraska	W	3-1
04/01	at Nebraska	L	2-6
04/01	at Nebraska	L	0-9
04/03	Washburn	W	7-6
04/06	Kansas State	L	3-14
04/07	Kansas State	W	4-3
04/07	Kansas State	L	5-6
04/08	Kansas State	W	5-4
04/10	NW Missouri State	L	3-10
04/14	at Oklahoma State	L	4-5
04/14	at Oklahoma State	L	3-4
04/15	at Oklahoma State	L	10-13
04/15	at Oklahoma State	L	2-5
04/17	Wichita State	L	7-14
04/19	Benedictine	L	4-5
04/19	Benedictine	W	6-3
04/20	Missouri State	W	9-4
04/21	Emporia State	W	9-8
04/22	Missouri Western	W	13-0
04/24	at Missouri State	W	5-3
04/25	at Missouri State	L	3-6
04/27	Oklahoma	W	6-1
04/28	Oklahoma	W	7-4
04/29	Oklahoma	L	6-9
04/29	Oklahoma	W	15-10
05/01	SM Missouri State	L	10-4
05/05	at Iowa State	L	2-7
05/05	at Iowa State	W	3-2
05/06	at Iowa State	L	4-9
05/06	at Iowa State	W	4-3
05/11	Missouri	L	2-8
05/11	Missouri	L	3-4
05/12	Missouri	W	6-1
05/12	Missouri	L	0-1

1991 (31-28, 11-13 BIG EIGHT)

DATE	OPPONENT	RESULT	SCORE
02/15	at Hardin-Simmons	W	13-6
02/16	at Hardin-Simmons	W	13-4
02/22	at #15 Arkansas	L	1-8
02/23	at #15 Arkansas	L	5-6
02/24	at #15 Arkansas	L	3-17
02/27	Washburn	W	16-4
03/01	at Minnesota	L	11-14
03/02	at Minnesota	L	3-9
03/03	at Minnesota	W	3-2
03/05	Creighton	W	13-11 (10)
03/06	Missouri Southern	L	2-13
03/08	Northern Iowa	W	18-8
03/09	Northern Iowa	W	16-4
03/10	Northern Iowa	W	7-5
03/12	at #7 Texas	L	2-8
03/13	at #7 Texas	W	10-6
03/14	at #7 Texas	L	2-5
03/16	NE Illinois	W	11-10 (14)
03/17	NE Illinois	W	12-8
03/19	Emporia State	W	10-9
03/22	at Kansas State	L	2-3 (10)
03/23	at Kansas State	W	11-3
03/23	at Kansas State	L	12-15
03/24	at Kansas State	W	17-13
03/25	Wyoming	L	6-7 (10)
03/27	Wyoming	L	6-7
03/28	Wyoming	W	7-6
03/29	Nebraska	W	11-1
03/30	Nebraska	W	6-5 (11)
03/30	Nebraska	W	4-3
03/31	Nebraska	W	8-3
04/02	Missouri State	W	5-4

04/03	Missouri State	W	15-11
04/05	#19 Oklahoma State	L	2-3
04/06	#19 Oklahoma State	L	9-19
04/06	#19 Oklahoma State	L	4-8
04/07	#19 Oklahoma State	L	4-5
04/10	at Northern Iowa	L	3-7
04/11	#9 Wichita State	W	6-2
04/12	Hardin-Simmons	W	9-2
04/13	Hardin-Simmons	W	7-6
04/14	Graceland	W	28-3
04/16	Emporia State	W	22-0
04/17	at Creighton	L	3-12
04/19	at Oklahoma	W	5-3 (10)
04/20	at Oklahoma	W	4-2
04/20	at Oklahoma	L	1-3
04/21	at Oklahoma	L	10-11 (11)
04/23	Wichita State	L	6-15
04/24	at Wichita State	L	3-6
04/27	Iowa State	W	14-13
04/27	Iowa State	L	7-20
04/28	Iowa State	L	5-7
04/29	Iowa State	L	8-10 (10)
04/30	Wichita State	L	3-11
05/03	at Missouri	L	2-4
05/04	at Missouri	W	7-4
05/04	at Missouri	L	1-2 (11)
05/05	at Missouri	W	6-3

1992 (25-28, 8-16 BIG EIGHT)

DATE	OPPONENT	RESULT	SCORE
02/15	at Arkansas-Little Rock	W	12-1
02/16	at Arkansas-Little Rock	L	3-8
02/21	at Arkansas	L	5-13
02/22	at Arkansas	W	7-4
02/23	at Arkansas	W	4-1
02/27	Sterling College	W	28-0
02/28	SE Missouri State	W	17-1
02/01	SE Missouri State	W	14-3
03/01	SE Missouri State	W	14-1
03/03	Washburn	W	3-1
03/07	vs. Stetson	L	5-13
03/09	vs. #21 South Carolina	L	8-10
03/10	at Jacksonville	W	7-4
03/11	vs. George Mason	W	5-0
03/14	Colorado State	W	7-6
03/14	Colorado State	W	9-4
03/15	Colorado State	W	11-0
03/17	Arkansas	W	6-5
03/20	Kansas State	L	7-8
03/21	Kansas State	L	1-7
03/21	Kansas State	W	3-2
03/22	Kansas State	L	6-10
03/25	at Creighton	L	0-5
03/27	at Nebraska	L	5-6
03/28	at Nebraska	L	3-6
03/28	at Nebraska	L	3-4
03/29	at Nebraska	W	10-3
03/31	at #1 Wichita State	L	1-6
04/01	#1 Wichita State	L	2-3 (15)
04/03	at #8 Oklahoma State	L	8-18
04/04	at #8 Oklahoma State	L	3-8
04/04	at #8 Oklahoma State	W	3-1
04/05	at #8 Oklahoma State	W	9-3
04/07	at Missouri State	L	2-3
04/08	at Missouri State	L	1-5
04/10	NW Missouri State	W	13-2
04/13	Pittsburg State	W	5-0
04/14	Missouri State	W	10-9
04/17	Oklahoma	L	4-10

04/18	Oklahoma	L	0-6
04/18	Oklahoma	L	5-7
04/19	Oklahoma	W	15-3
04/22	Creighton	L	2-7
04/25	at Iowa State	W	4-0
04/25	at Iowa State	L	1-5
04/26	at Iowa State	W	11-8
04/26	at Iowa State	L	0-3
04/28	at #5 Wichita State	L	3-10
04/29	#5 Wichita State	L	4-19
05/01	Missouri	L	0-4
05/02	Missouri	L	7-14
05/02	Missouri	L	4-12
05/03	Missouri	W	18-7

1993 (45-18, 17-9 BIG EIGHT)

DATE	OPPONENT	RESULT	SCORE
02/12	at Grand Canyon	L	3-4
02/13	at Grand Canyon	W	12-3
02/14	at Grand Canyon	W	9-2
02/27	at #30 Arkansas	W	3-1
02/27	at #30 Arkansas	L	4-6
02/28	at #30 Arkansas	L	2-9
03/06	Grand View	W	16-0
03/07	Grand View	W	18-4
03/07	Grand View	W	21-0
03/09	Pittsburg State	W	7-0
03/10	Missouri Western	W	10-7
03/11	Missouri Valley College	W	12-3
03/14	Iowa	W	7-6
03/14	Iowa	L	5-9
03/16	NW Missouri State	W	36-2
03/19	Chicago State	W	20-1
03/20	Chicago State	W	17-0
03/21	Chicago State	W	25-2
03/23	at #8 Oklahoma State	L	4-14
03/24	at #8 Oklahoma State	W	7-4
03/26	#8 Oklahoma State	W	9-8
03/27	#8 Oklahoma State	W	4-3
03/28	#8 Oklahoma State	W	9-2
04/01	Wichita State	W	10-6
04/02	Northeastern Illinois	W	4-3 (10)
04/04	Northeastern Illinois	W	5-1
04/05	Fort Hays State	W	4-0
04/05	Fort Hays State	W	13-1
04/06	Missouri	L	5-12
04/07	Missouri	W	5-4
04/09	at Oklahoma	W	15-9
04/10	at Oklahoma	L	10-16
04/11	at Oklahoma	W	12-10 (13)
04/13	Oklahoma	W	4-2
04/16	Iowa State	W	10-5
04/17	Iowa State	L	7-10
04/18	Iowa State	W	11-3
04/20	at Nebraska	W	17-9
04/21	at Nebraska	W	4-2
04/23	at Missouri	L	4-6
04/24	at Missouri	W	11-10
04/25	at Missouri	L	6-7
04/27	Kansas State	W	6-3
04/30	at Kansas State	W	5-4
05/01	at Kansas State	W	5-1
05/02	at Kansas State	L	7-11
05/03	Benedictine	W	18-3
05/04	at #1 Wichita State	W	6-4
05/14	Nebraska	W	5-4 (10)
05/15	Nebraska	L	3-7
05/16	Nebraska	L	2-3

BIG EIGHT TOURNAMENT

05/20	Oklahoma	W	4-0
05/21	Nebraska	W	5-4
05/22	#10 Oklahoma State	W	9-8
05/23	#10 Oklahoma State	L	4-6
05/23	#10 Oklahoma State	L	8-9 (10)

NCAA MIDEAST REGIONAL

05/28	#17 Fresno State	L	4-7
05/29	#10 Tennessee	W	3-2
05/30	Rutgers	W	8-2
05/31	#16 Clemson	W	9-1
05/31	#17 Fresno State	W	3-2 (10)

COLLEGE WORLD SERIES

06/04	#2 Texas A&M	L	1-5
06/06	#6 Long Beach State	L	1-6

1994 (40-18, 17-9 BIG EIGHT)

DATE	OPPONENT	RESULT	SCORE
02/11	vs. #14 NC State	W	9-6
02/11	vs. #10 Tennessee	L	4-14
02/12	vs. Central Florida	L	8-13
02/13	vs. #14 NC State	L	3-7
02/18	at Arkansas	W	5-3
02/19	at Arkansas	W	4-2
02/20	at Arkansas	L	3-5
03/03	Grand View	W	21-5
03/04	Missouri Western	W	10-1
03/05	SE Missouri State	W	19-5
03/06	SE Missouri State	W	5-4
03/07	SE Missouri State	W	7-1
03/10	Washburn	W	14-1
03/12	Central Missouri State	W	8-7
03/13	Central Missouri State	W	14-5
03/15	Emporia State	W	15-5
03/16	Pittsburg State	W	16-4
03/17	at Creighton	W	9-7
03/19	at #10 Oklahoma	W	14-4
03/20	at #10 Oklahoma	W	9-7
03/22	at Kansas State	W	15-5
03/23	at Kansas State	L	5-8
03/25	#16 Oklahoma	W	6-4
03/26	#16 Oklahoma	W	2-1
03/27	#16 Oklahoma	L	7-9
03/29	Iowa State	W	10-9
03/30	Iowa State	L	15-19 (12)
04/01	Missouri	W	5-4
04/03	Missouri	W	11-0
04/03	Missouri	W	8-3
04/08	at #10 Oklahoma State	L	0-12
04/09	at #10 Oklahoma State	W	7-6
04/10	at #10 Oklahoma State	L	0-3
04/13	#6 Wichita State	W	6-3
04/15	at Iowa State	L	14-20
04/16	at Iowa State	L	6-11
04/17	at Iowa State	W	6-4
04/18	Creighton	W	6-3 (11)
04/19	Nebraska	L	1-9
04/20	Nebraska	L	2-5
04/22	at Nebraska	W	9-8 (13)
04/23	at Nebraska	W	9-7
04/24	at Nebraska	W	6-2
04/26	Missouri State	W	9-5
04/30	Kansas State	W	13-6
05/01	Kansas State	W	7-4
05/01	Kansas State	W	10-3
05/03	at #3 Wichita State	W	6-3
05/12	Oral Roberts	W	3-0
05/14	UNLV	L	9-16
05/15	UNLV	W	13-9
05/16	UNLV	W	6-5 (10)

BIG EIGHT TOURNAMENT

05/19	Iowa State	W	10-2
05/20	Nebraska	L	5-6 (10)
05/21	#16 Oklahoma State	L	3-10

NCAA ATLANTIC II REGIONAL

05/26	Jacksonville	L	2-7
05/27	#4 Ohio State	W	20-6
05/28	BYU	L	3-8

1995 (24-33, 9-17 BIG EIGHT)

DATE	OPPONENT	RESULT	SCORE
02/10	at UNLV	L	7-13
02/11	at UNLV	W	16-7
02/12	at UNLV	L	7-13
02/17	at Arkansas	L	10-12
02/18	at Arkansas	L	2-8
02/19	at Arkansas	L	6-8
02/24	at Sam Houston	W	3-2 (13)
02/25	at #16 Rice	L	5-12
02/26	at Southwest Texas	L	6-8
02/28	at Missouri State	L	0-5
03/05	Northwestern	L	3-5
03/10	Iowa	W	4-3
03/11	Iowa	W	6-0
03/12	Iowa	L	6-7
03/14	#12 Wichita State	L	3-6
03/15	at #12 Wichita State	L	9-10
03/17	Illinois-Chicago	W	17-8
03/18	Illinois-Chicago	W	16-4
03/19	Illinois-Chicago	W	12-6
03/20	Avila	W	22-11
03/21	Emporia State	L	5-7
03/22	at Oral Roberts	L	4-7
03/24	at #11 Oklahoma	L	1-12
03/26	at #11 Oklahoma	W	7-5
03/26	at #11 Oklahoma	L	8-21
03/28	#11 Oklahoma	W	6-5
03/29	#11 Oklahoma	L	1-7
03/31	#3 Oklahoma State	L	7-9
04/01	#3 Oklahoma State	L	3-16
04/02	#3 Oklahoma State	L	2-11
04/04	at Nebraska	L	5-6
04/05	at Nebraska	L	10-12
04/06	Washburn	W	9-8
04/07	Iowa State	L	4-11
04/08	Iowa State	W	18-1
04/09	Iowa State	W	8-3
04/11	at #4 Oklahoma State	L	5-17
04/12	at #4 Oklahoma State	L	6-23
04/14	Kansas State	W	4-2
04/15	at Kansas State	L	5-10
04/16	at Kansas State	L	6-7
04/18	Kansas State	W	6-5
04/19	at Kansas State	L	11-16
04/21	at Missouri	W	9-1
04/22	at Missouri	L	2-3
04/28	Nebraska	L	2-7
04/29	Nebraska	L	13-17
04/30	Nebraska	W	11-4
05/01	Rockhurst	W	11-3
05/02	Missouri	W	13-9
05/12	Oral Roberts	W	7-1
05/13	Oral Roberts	W	13-6
05/13	Oral Roberts	W	13-7
05/14	at Oral Roberts	W	7-2

BIG EIGHT TOURNAMENT

05/18	Oklahoma	W	2-1
05/19	Nebraska	L	5-15
05/20	Kansas State	L	11-14

**Bobby
RANDALL**

**7 SEASONS
1996-2002
166-213, .438**

1996 (26-30, 11-17 BIG EIGHT)

DATE	OPPONENT	RESULT	SCORE
02/09	vs. New Mexico State	L	3-9
02/10	at Grand Canyon	L	9-19
02/11	vs. New Mexico State	W	5-1
02/16	#18 at Texas	W	7-6
02/17	#18 at Texas	W	8-6
02/18	#18 at Texas	L	2-9
02/23	vs. Louisiana Tech	W	11-10
02/24	at McNeese State	W	13-7
02/25	#20 vs. Ohio State	L	7-17
03/05	#16 at Oklahoma	L	7-10
03/09	Minnesota State	W	6-5
03/10	Minnesota State	W	7-2
03/10	Minnesota State	W	9-7
03/12	at Missouri State	W	20-15
03/13	Missouri State	L	11-13
03/15	Iowa State	W	11-0
03/16	Iowa State	W	22-8
03/18	#7 Arkansas	W	8-3
03/20	Pittsburg State	L	12-14
03/22	#24 Oklahoma	L	3-4
03/23	#24 Oklahoma	L	0-11
03/24	#24 Oklahoma	W	10-9
03/26	at Missouri	L	1-5
03/27	at Missouri	L	4-8
03/29	Missouri	L	4-13
03/31	Missouri	L	4-16
03/31	Missouri	W	11-9
04/02	#16 Oklahoma State	W	5-3
04/03	#16 Oklahoma State	W	19-13
04/06	#16 at Oklahoma State	L	9-11
04/06	#16 at Oklahoma State	L	9-10
04/07	#16 at Oklahoma State	L	1-21
04/09	#4 Wichita State	L	5-9
04/10	#4 at Wichita State	L	0-5
04/12	at Iowa State	L	10-12
04/13	at Iowa State	L	3-5
04/16	Nebraska	W	3-2 (10)
04/17	Nebraska	W	9-8
04/19	at Nebraska	W	10-7
04/20	at Nebraska	W	14-7
04/21	at Nebraska	L	7-11
04/23	at Kansas State	W	24-5
04/24	Kansas State	L	3-11
04/26	at Kansas State	L	3-4 (10)
04/27	Kansas State	L	9-14
04/28	Kansas State	L	8-10
04/30	Emporia State	L	10-24
05/01	Cameron University	W	10-3
05/04	at Oral Roberts	L	1-3
05/05	at Oral Roberts	W	14-4
05/10	Creighton	W	28-6
05/11	Creighton	L	9-10
05/12	Oral Roberts	W	3-2

BIG EIGHT TOURNAMENT

05/16	#21 Missouri	L	16-23
05/17	Kansas State	W	14-4
05/18	Iowa State	L	14-18

BIG 12 CONFERENCE

1997 (31-25, 12-18 BIG 12)

DATE	OPPONENT	RESULT	SCORE
02/14	at UNLV	W	5-3
02/15	at UNLV	L	5-3
02/16	at UNLV	L	6-12
02/22	at UT-Arlington	W	7-3
02/22	at UT-Arlington	W	14-12
02/23	at UT-Arlington	W	4-2
02/25	Nebraska	W	3-0
02/28	#21 Oklahoma State	L	3-10
03/02	#21 Oklahoma State	W	9-8
03/02	#21 Oklahoma State	L	8-12
03/04	#13 Wichita State	L	1-7
03/05	Nebraska	W	4-3
03/06	Nebraska	W	11-6
03/07	St. Cloud State	W	12-7
03/08	St. Cloud State	W	5-2
03/08	St. Cloud State	W	6-1
03/09	St. Cloud State	W	24-3
03/11	Missouri	W	6-5
03/12	Missouri	W	13-8
03/15	at Oklahoma	L	5-11
03/15	at Oklahoma	L	6-7
03/16	at Oklahoma	L	12-13
03/18	at Arkansas	L	5-8
03/19	at Arkansas	W	8-2
03/22	at Iowa State	W	3-2
03/22	at Iowa State	W	9-7
03/23	at Iowa State	W	8-6
03/26	at Creighton	L	10-15
03/27	at Oral Roberts	W	4-2 (10)
03/28	Howard	W	26-4
03/29	Howard	W	15-6
03/31	Oral Roberts	W	9-1
04/02	#10 at Wichita State	L	5-8
04/05	Baylor	W	10-9 (11)
04/05	Baylor	W	8-7
04/06	Baylor	L	2-7
04/12	#4 at Texas Tech	L	0-10
04/12	#4 at Texas Tech	L	8-18
04/13	#4 at Texas Tech	W	5-3
04/15	at Kansas State	W	5-4
04/18	at Missouri	L	5-14
04/19	at Missouri	L	11-12
04/20	at Missouri	W	5-4 (10)
04/22	Texas	L	6-7
04/22	Texas	L	3-16
04/23	Texas	W	10-4
04/25	#19 at Texas A&M	L	5-10
04/26	#19 at Texas A&M	L	9-10
04/27	#19 at Texas A&M	L	14-2
04/29	Hastings College	W	14-2
04/30	Benedictine	W	19-5
05/02	Kansas State	L	7-12
05/03	Kansas State	L	11-24
05/04	Kansas State	L	6-7 (11)
05/09	Missouri State	W	4-2
05/10	Missouri State	L	10-12

1998 (22-29, 7-20 BIG 12)

DATE	OPPONENT	RESULT	SCORE
02/13	at San Diego State	W	10-3
02/15	at San Diego State	W	8-4
02/20	vs. Central Florida	L	4-6
02/21	at Houston	L	2-9
02/22	#5 vs. Oklahoma	L	1-9
02/24	Ottawa	W	14-4

02/27	#22 at Oklahoma State	L	1-10
02/28	#22 at Oklahoma State	L	16-17 (10)
03/01	#22 at Oklahoma State	W	9-8 (10)
03/03	Creighton	L	4-7
03/04	Hastings	W	16-6
03/06	Illinois-Chicago	W	16-5
03/06	Illinois-Chicago	W	12-0
03/15	Hastings	W	11-3
03/18	#14 Arkansas	L	7-12
03/20	Iowa State	W	14-13 (10)
03/21	Iowa State	L	7-13
03/22	Iowa State	L	5-11
03/23	at Missouri	L	0-6
03/24	Rockhurst	W	10-2
03/24	Rockhurst	W	14-2
03/25	Washburn	W	6-2
03/25	Washburn	W	14-6
03/28	#9 Oklahoma	L	4-13
03/28	#9 Oklahoma	W	20-11
03/29	#9 Oklahoma	L	11-14
03/31	at Missouri State	W	13-12
04/01	Baker	W	6-5
04/01	Baker	L	8-9
04/03	#9 at Baylor	L	2-5
04/04	#9 at Baylor	L	1-4
04/05	#9 at Baylor	L	1-10
04/10	#19 Texas Tech	L	3-18
04/11	#19 Texas Tech	W	4-1
04/12	#19 Texas Tech	L	7-4
04/14	#9 Wichita State	L	1-4
04/15	#9 at Wichita State	L	6-7
04/17	Missouri	L	0-14
04/18	Missouri	W	13-1
04/19	Missouri	L	11-16
04/21	at Texas	L	1-7
04/21	at Texas	L	2-5 (10)
04/22	at Texas	L	4-5 (10)
04/24	#12 Texas A&M	L	1-12
04/25	#12 Texas A&M	L	12-17
04/26	#12 Texas A&M	L	9-10
05/01	at Kansas State	W	9-7
05/02	at Kansas State	W	5-2 (10)
05/03	at Kansas State	L	1-2
05/09	St. Scholastica	W	15-1
05/09	St. Scholastica	W	15-3

1999 (14-40, 4-26 BIG 12)

DATE	OPPONENT	RESULT	SCORE
02/13	at UT-Arlington	W	10-3
02/13	at UT-Arlington	L	12-13 (10)
02/14	at UT-Arlington	W	9-4
02/18	vs. Nevada	L	1-10
02/19	vs. Pacific	L	6-9
02/20	vs. Nevada	L	4-22
02/21	vs. Northwestern	L	4-5
02/26	#17 at Texas Tech	L	1-8
02/27	#17 at Texas Tech	L	0-11
02/28	#17 at Texas Tech	L	5-13
03/03	Baker	L	9-10
03/03	Baker	W	6-2
03/05	#10 Texas	L	6-11
03/06	#10 Texas	L	4-15
03/07	#10 Texas	L	1-6
03/14	Iowa State	W	7-6
03/15	Iowa State	W	9-1
03/15	Iowa State	W	12-5
03/17	Ottawa	W	10-3
03/19	Nebraska	L	4-13
03/20	Nebraska	L	6-18

03/21	Nebraska	L	8-13
03/23	#25 at Arkansas	L	6-7
03/24	#25 at Arkansas	W	9-6
03/26	at Oklahoma	L	3-9
03/27	at Oklahoma	L	6-10 (10)
03/28	at Oklahoma	W	10-5 (11)
03/30	Missouri	W	3-2
03/31	Missouri	L	8-12
04/02	#12 Baylor	L	0-9
04/03	#12 Baylor	L	3-4
04/04	#12 Baylor	L	4-14
04/07	Missouri State	L	10-16
04/07	Missouri State	L	4-11
04/09	at Missouri	L	4-7
04/10	at Missouri	L	1-9
04/11	at Missouri	L	12-14
04/17	Oklahoma State	L	10-16
04/18	Oklahoma State	L	10-12
04/18	Oklahoma State	L	1-6
04/21	Rockhurst	W	5-4 (10)
04/23	#3 at Texas A&M	L	1-8
04/24	#3 at Texas A&M	L	5-10
04/25	#3 at Texas A&M	L	3-12
04/28	vs. Kansas State	L	3-13
04/30	Kansas State	L	6-8 (10)
05/01	Kansas State	L	3-10
05/02	Kansas State	L	2-6
05/06	Oral Roberts	L	4-6
05/07	Oral Roberts	L	5-15
05/08	at Oral Roberts	L	2-10
05/09	at Oral Roberts	W	7-6
05/15	St. Scholastica	W	10-0
05/15	St. Scholastica	W	3-2

2000 (25-30, 10-20 BIG 12)

DATE	OPPONENT	RESULT	SCORE
02/12	at UT-San Antonio	W	5-0
02/13	at UT-San Antonio	W	9-5
02/13	at UT-San Antonio	W	12-3
02/15	Rockhurst	W	20-6
02/19	at Missouri State	L	1-5
02/20	at Missouri State	W	12-3
02/20	at Missouri State	W	7-3
02/23	at Texas A&M-C.C.	W	15-3
02/23	at Texas A&M-C.C.	W	19-9
02/25	Creighton	L	9-10 (11)
02/26	Creighton	L	6-8
02/27	Creighton	L	3-5
03/01	Baker	W	17-2
03/03	Iowa State	W	7-3
03/04	Iowa State	L	1-4
03/05	Iowa State	W	11-6
03/07	Missouri State	W	6-2
03/10	#4 at Texas	W	8-7
03/11	#4 at Texas	L	3-6
03/12	#4 at Texas	L	3-5
03/14	Texas A&M-C.C.	W	8-0
03/14	Texas A&M-C.C.	L	2-3
03/18	at Oklahoma State	W	8-4
03/19	at Oklahoma State	L	0-12
03/20	at Oklahoma State	L	5-7
03/21	Rockhurst	W	9-3
03/22	Arkansas	L	3-10
03/24	Missouri	W	3-0
03/25	Missouri	L	2-12
03/26	Missouri	L	7-10
03/31	Texas A&M	L	3-6
04/01	Texas A&M	L	6-8 (11)
04/02	Texas A&M	W	8-1

04/04	Wichita State	W	10-5
04/08	at Nebraska	L	3-9
04/09	at Nebraska	L	2-14
04/10	at Nebraska	L	11-18
04/11	at Wichita State	W	8-7 (10)
04/14	Oklahoma	L	5-6
04/15	Oklahoma	L	2-4
04/16	Oklahoma	W	10-4
04/18	at Missouri	L	2-3
04/21	Texas Tech	L	4-9
04/22	Texas Tech	W	4-0
04/23	Texas Tech	L	4-12
04/28	#5 at Baylor	L	1-8
04/29	#5 at Baylor	L	0-5
04/30	#5 at Baylor	L	5-6
05/05	at Kansas State	W	7-5 (11)
05/06	at Kansas State	L	4-6
05/07	at Kansas State	W	16-13
05/13	UT-Arlington	L	5-7
05/14	UT-Arlington	L	3-4
05/15	UT-Arlington	W	6-5
05/16	UT-Arlington	L	4-6

2001 (26-30, 7-23 BIG 12)

DATE	OPPONENT	RESULT	SCORE
02/09	vs. TCU	W	7-3
02/10	vs. Southwest Texas	W	9-3
02/11	vs. Charlotte	W	5-2
02/15	vs. St. Mary's (Cal.)	W	13-10
02/16	vs. Northwestern	L	4-5
02/17	vs. Northern Iowa	W	11-8
02/17	vs. Ball State	W	11-4
02/24	at Oklahoma	L	9-10
02/25	at Oklahoma	L	3-4
02/25	at Oklahoma	L	4-10
03/03	#12 Oklahoma State	W	6-4
03/04	#12 Oklahoma State	L	5-16
03/05	#12 Oklahoma State	L	3-4
03/06	at Missouri State	L	4-11
03/09	Missouri	W	7-4
03/10	at Missouri	L	2-8
03/11	at Missouri	L	0-1
03/13	Illinois-Chicago	W	24-2
03/14	Illinois-Chicago	W	3-2
03/14	Illinois-Chicago	W	3-0
03/17	Michigan	L	2-8
03/18	Michigan	W	6-5
03/18	Eastern Michigan	L	8-9
03/19	Eastern Michigan	W	13-3
03/21	Missouri State	W	7-3
03/23	#16 Baylor	L	2-11
03/24	#16 Baylor	L	0-12
03/25	#16 Baylor	L	4-7
03/27	at Arkansas	L	5-6
03/30	#22 Texas	L	5-10
03/31	#22 Texas	L	2-6
04/01	#22 Texas	L	3-6
04/04	Wichita State	L	0-6
04/06	at Texas A&M	L	0-8
04/07	at Texas A&M	L	2-5
04/08	at Texas A&M	W	5-2
04/13	at Iowa State	W	5-1
04/14	at Iowa State	L	1-9
04/15	at Iowa State	L	4-5
04/18	at Wichita State	L	4-5 (10)
04/20	#3 Nebraska	L	0-9
04/21	#3 Nebraska	L	2-5
04/22	#3 Nebraska	W	12-3
04/24	Nebraska-Omaha	W	6-4

04/25	Newman	W	8-5
04/27	at Texas Tech	L	2-4
04/28	at Texas Tech	L	1-2
04/29	at Texas Tech	L	3-4
05/01	Washburn	W	9-0
05/02	Park	W	8-2
05/04	at Kansas State	L	1-2
05/05	Kansas State	W	7-3
05/06	Kansas State	W	8-7 (10)
05/12	Texas-Pan American	W	10-2
05/12	Texas-Pan American	W	8-0
05/13	Texas-Pan American	W	6-4

2002 (22-29, 5-21 BIG 12)

DATE	OPPONENT	RESULT	SCORE
02/12	Ottawa	W	10-6
02/15	at Centenary	W	2-1
02/16	at Centenary	W	17-3
02/17	at Centenary	W	4-2
02/20	Newman	W	8-1
02/22	UW-Milwaukee	W	4-1
02/23	UW-Milwaukee	W	8-7
02/23	UW-Milwaukee	W	13-1
03/06	Avila	W	24-3
03/08	#16 Texas A&M	W	5-4
03/10	#16 Texas A&M	L	3-5
03/10	#16 Texas A&M	L	6-10
03/12	at Missouri State	L	7-15
03/15	#10 at Baylor	L	3-5
03/16	#10 at Baylor	L	9-15
03/17	#10 at Baylor	L	4-5 (11)
03/19	at Texas-Pan American	L	0-4
03/20	at Texas-Pan American	L	2-7
03/22	Michigan	W	9-7
03/23	Oral Roberts	L	5-22
03/27	Baker	W	9-3
03/29	#21 at Oklahoma St.	L	7-10
03/30	#21 at Oklahoma St.	L	5-12
03/31	#21 at Oklahoma St.	L	2-10
04/02	at Oral Roberts	L	0-8
04/05	#11 at Texas	W	5-3
04/06	#11 at Texas	L	3-8
04/06	#11 at Texas	L	4-5 (11)
04/09	#8 Wichita State	W	9-1
04/10	Nebraska-Omaha	W	6-5
04/12	Texas Tech	W	14-3
04/13	Texas Tech	L	2-5 (10)
04/14	Texas Tech	L	2-5
04/16	#8 at Wichita State	L	1-10
04/21	Missouri	L	10-16
04/21	Missouri	L	4-14
04/23	Missouri State	L	8-20
04/26	#15 at Nebraska	L	0-4
04/28	#15 at Nebraska	W	14-3
04/28	#15 at Nebraska	L	1-9
04/20	at Illinois-Chicago	W	8-4
05/01	at Illinois-Chicago	L	3-5
05/04	Centenary	W	12-2
05/04	Centenary	W	13-5
05/05	Centenary	W	5-2
05/10	Oklahoma	L	3-8
05/11	Oklahoma	W	4-1
05/12	Oklahoma	L	3-6
05/18	Kansas State	L	9-11
05/19	at Kansas State	L	4-7
05/19	at Kansas State	L	0-9

Ritch
PRICE

20 SEASONS
2003-2022
581-558-3, .510

2003 (35-28, 9-18 BIG 12)

DATE	OPPONENT	RESULT	SCORE
01/24	at Hawaii-Hilo	L	7-8
01/24	at Hawaii-Hilo	W	9-3
01/25	vs. Hawaii-Hilo	L	4-7
01/25	vs. Hawaii-Hilo	W	9-4
01/26	vs. Hawaii-Hilo	W	5-3
01/26	vs. Hawaii-Hilo	W	6-0
02/08	at Arkansas-Little Rock	W	7-4 (10)
02/08	at Arkansas-Little Rock	L	4-5
02/12	Western Illinois	W	10-6
02/14	#6 at LSU	W	9-6 (10)
02/16	#6 at LSU	W	6-4
02/16	#6 at LSU	W	9-7
02/21	Eastern Michigan	W	3-1
02/22	Eastern Michigan	W	6-2
02/28	at Middle Tennessee State	L	5-6
03/01	at Lipscomb	W	10-4
03/02	at Vanderbilt	W	4-2
03/06	Western Michigan	W	8-1
03/07	Western Michigan	W	7-2
03/08	Western Michigan	W	16-7
03/11	at Arkansas	L	1-2
03/14	Oral Roberts	W	6-7
03/15	at Oral Roberts	L	6-7
03/16	at Oral Roberts	W	9-2
03/18	at Missouri State	W	2-0
03/19	Tabor	W	16-2
03/21	at Missouri	L	7-11
03/22	at Missouri	L	8-14
03/23	at Missouri	L	4-7
03/25	Baker	W	11-2
03/29	#23 Oklahoma State	L	7-8
03/30	#23 Oklahoma State	L	6-16
03/31	#23 Oklahoma State	W	10-8
04/01	Missouri State	W	12-7
04/04	#11 Nebraska	L	7-16
04/05	#11 Nebraska	W	5-4
04/05	#11 Nebraska	L	0-13
04/08	Baker	L	4-7
04/10	at Western Illinois	W	6-5
04/10	at Western Illinois	W	9-6
04/11	at Texas Tech	W	9-8
04/12	at Texas Tech	L	4-5
04/13	at Texas Tech	W	7-6
04/15	Avila	W	8-5
04/18	at Oklahoma	W	11-4
04/19	at Oklahoma	L	8-10
04/20	at Oklahoma	W	16-6
04/25	#21 Baylor	W	4-3
04/26	#21 Baylor	L	3-11
04/27	#21 Baylor	L	5-11
04/29	Wichita State	L	2-7
05/02	#6 Texas	W	10-1
05/03	#6 Texas	L	1-5
05/04	#6 Texas	L	3-6 (11)
05/07	at Wichita State	W	7-3
05/09	at #12 Texas A&M	L	3-4 (10)
05/10	at #12 Texas A&M	L	9-12
05/11	at #12 Texas A&M	L	4-5 (10)
05/16	at Kansas State	L	3-4
05/17	Kansas State	W	10-5
05/18	Kansas State	L	6-8

BIG 12 CHAMPIONSHIP

05/21	vs. Nebraska	L	4-9
05/22	vs. Missouri	L	3-4 (11)

2004 (31-31-1, 7-19 BIG 12)

DATE	OPPONENT	RESULT	SCORE
01/16	at Hawaii-Hilo	L	3-7
01/16	at Hawaii-Hilo	W	9-5
01/17	at Hawaii-Hilo	W	14-2
01/18	vs. Hawaii-Hilo	W	14-9
01/19	vs. Hawaii-Hilo	W	3-2
01/19	vs. Hawaii-Hilo	L	3-4
01/20	at Hawaii-Hilo	W	17-10
01/31	vs. Texas Southern	W	9-1
02/01	vs. Texas Southern	W	8-0
02/06	vs. Lamar	L	2-3
02/07	at Texas-Pan American	L	6-8
02/08	vs. Sam Houston State	T	8-8 (8)
02/13	at Stanford	L	1-7
02/14	at Stanford	L	3-6
02/15	at Stanford	L	6-10
02/22	Creighton	W	5-1
02/23	Oakland	W	6-3
02/24	Oakland	W	7-2
02/25	Oakland	W	17-4
02/26	Oakland	W	17-2
03/05	UW-Milwaukee	W	22-6
03/06	UW-Milwaukee	L	7-9
03/07	UW-Milwaukee	W	8-7
03/10	Tabor	W	15-1
03/12	Arkansas-Little Rock	W	16-1
03/13	Arkansas-Little Rock	W	14-2
03/14	Arkansas-Little Rock	W	9-1
03/16	at Oral Roberts	L	1-2 (10)
03/20	Western Illinois	W	15-1
03/20	Western Illinois	W	8-6
03/21	Western Illinois	W	15-4
03/26	at #20 Nebraska	L	2-3
03/28	at #20 Nebraska	W	12-9
03/28	at #20 Nebraska	L	3-13
04/02	Oklahoma	L	2-8
04/03	Oklahoma	L	4-5
04/04	Oklahoma	L	2-5
04/07	#10 Wichita State	W	13-6
04/09	#15 Texas A&M	L	4-14
04/10	#15 Texas A&M	L	0-4
04/11	#15 Texas A&M	W	9-7
04/16	at Oklahoma State	L	4-5
04/17	at Oklahoma State	L	4-14
04/18	at Oklahoma State	L	8-10 (14)
04/21	at #12 Wichita State	L	5-6 (10)
04/23	at Baylor	L	7-8
04/25	at Baylor	L	2-9
04/27	at Missouri State	W	7-6
05/01	Texas Tech	L	7-19
05/02	Texas Tech	L	4-11
05/02	Texas Tech	L	7-18
05/03	Baker	W	9-2
05/04	Missouri State	L	8-11
05/07	at #2 Texas	L	2-4
05/08	at #2 Texas	L	5-6
05/09	at #2 Texas	L	1-7
05/11	#16 Oral Roberts	L	3-4 (10)
05/14	Missouri	W	11-6
05/15	Missouri	L	1-2
05/16	Missouri	W	4-3
05/21	Kansas State	W	5-3
05/22	at Kansas State	W	19-6
05/23	at Kansas State	W	7-4

2005 (36-28, 11-15 BIG 12)

DATE	OPPONENT	RESULT	SCORE
02/05	vs. Hawaii-Hilo	W	4-0
02/06	vs. Hawaii-Hilo	W	7-6
02/06	vs. Hawaii-Hilo	W	6-0
02/07	at Hawaii-Hilo	W	12-3
02/08	at Hawaii-Hilo	W	16-8
02/09	at Hawaii-Hilo	W	11-1
02/11	at #6 Stanford	L	3-7
02/12	at #6 Stanford	L	2-9
02/13	at #6 Stanford	L	6-7
02/16	South Dakota State	W	8-2
02/17	South Dakota State	W	13-5
02/18	South Dakota State	W	15-2
02/18	South Dakota State	W	14-1
02/25	Northern Colorado	W	11-1
02/26	Northern Colorado	L	2-3 (10)
02/26	Northern Colorado	W	9-8 (11)
03/01	Missouri State	L	4-8
03/04	vs. Austin Peay	L	6-11
03/05	vs. Austin Peay	W	11-4
03/05	at #17 Mississippi State	L	0-5
03/06	at #17 Mississippi State	L	2-9
03/11	North Dakota State	W	10-4
03/12	North Dakota State	W	7-5
03/13	North Dakota State	W	17-2
03/16	Baker	W	16-6
03/18	Western Illinois	W	13-7
03/19	Western Illinois	W	6-5
03/20	Western Illinois	W	3-2
03/25	#9 Nebraska	W	7-6
03/26	#9 Nebraska	L	3-9
03/27	#9 Nebraska	L	4-9
04/01	at #16 Texas A&M	W	7-5 (12)
04/02	at #16 Texas A&M	L	4-12
04/03	at #16 Texas A&M	L	5-7
04/06	Wichita State	W	13-6
04/08	at Oklahoma	L	5-7
04/09	at Oklahoma	L	9-11
04/10	at Oklahoma	W	9-3
04/13	Wichita State	L	1-5
04/15	#12 Baylor	L	4-8
04/16	#12 Baylor	L	2-13
04/17	#12 Baylor	L	2-3
04/20	Wichita State	L	9-11
04/22	at Texas Tech	L	7-9
04/23	at Texas Tech	W	13-7
04/26	vs. New Mexico State	W	12-11
04/27	vs. Sacramento State	W	12-5
04/29	at Kansas State	L	0-7
04/30	Kansas State	W	15-11
05/01	Kansas State	W	6-4
05/03	St. Mary's (Kan.)	W	8-3
05/04	at Wichita State	W	5-3
05/06	#2 Texas	W	5-2
05/07	#2 Texas	W	2-1
05/08	#2 Texas	L	5-16
05/11	at Missouri State	L	6-15
05/13	at #20 Missouri	L	0-8
05/14	at #20 Missouri	W	9-3
05/15	at #20 Missouri	L	3-4
05/20	Oklahoma State	W	17-3
05/21	Oklahoma State	W	7-5
05/22	Oklahoma State	L	3-9
BIG 12 CHAMPIONSHIP			
05/25	vs. #13 Baylor	L	1-2 (10)
05/26	vs. #3 Texas	L	0-9

2006 (43-25, 13-14 BIG 12)

DATE	OPPONENT	RESULT	SCORE
02/01	at Hawaii-Hilo	W	11-1
02/02	at Hawaii-Hilo	W	9-2
02/03	at Hawaii-Hilo	W	8-3
02/04	vs. Hawaii-Hilo	W	17-3
02/04	vs. Hawaii-Hilo	L	6-8
02/10	at #8 Stanford	W	8-2
02/11	at #8 Stanford	W	5-4
02/12	at #8 Stanford	L	3-8
02/17	at #17 So. California	L	1-10
02/18	vs. #9 San Diego	L	6-17
02/19	vs. Vanderbilt	W	5-2 (11)
02/24	at Belmont	W	4-2
02/25	at Lipscomb	W	15-10
02/26	at Vanderbilt	W	4-3
03/03	Western Illinois	W	5-4
03/05	Western Illinois	W	11-3
03/05	Western Illinois	W	7-1
03/08	Baker	W	10-1
03/10	at #2 Clemson	L	2-7
03/11	at #2 Clemson	W	6-5
03/12	at #2 Clemson	L	3-4
03/17	at #18 Baylor	L	3-15
03/18	at #18 Baylor	W	6-5
03/19	at #18 Baylor	L	1-5
03/25	at #2 Nebraska	L	2-9
03/26	at #2 Nebraska	L	1-4
03/27	at #2 Nebraska	W	7-6
03/29	#13 Wichita State	W	8-2
03/31	#29 Missouri	L	0-3
04/01	#29 Missouri	W	3-2
04/02	#29 Missouri	W	9-6
04/05	#21 Wichita State	L	0-4
04/07	#26 Texas Tech	W	5-3
04/08	#26 Texas Tech	L	6-8
04/09	#26 Texas Tech	W	5-3
04/11	North Dakota State	W	5-4
04/12	North Dakota State	W	8-5
04/14	at Oklahoma State	L	5-9
04/15	at Oklahoma State	L	7-19
04/16	at Oklahoma State	W	7-5
04/18	Missouri State	W	19-7
04/19	Tabor College	W	14-4
04/21	Kansas State	W	8-5
04/22	at Kansas State	W	5-2
04/23	at Kansas State	L	4-5
04/25	vs. SE Missouri State	W	6-0
04/26	vs. Creighton	W	9-1
04/29	#8 Oklahoma	L	9-11 (10)
04/29	#8 Oklahoma	L	2-17
04/30	#8 Oklahoma	W	7-5
05/02	St. Mary's (Kan.)	W	6-0
05/05	at #7 Texas	L	4-7
05/06	at #7 Texas	L	4-11
05/07	at #7 Texas	L	1-11
05/12	Bradley	W	15-3
05/13	Bradley	W	11-5
05/13	Northern Colorado	L	7-8
05/14	Northern Colorado	L	4-7
05/19	Texas A&M	W	2-1
05/20	Texas A&M	W	6-2
05/21	Texas A&M	W	11-6
BIG 12 CHAMPIONSHIP			
05/24	vs. #13 Oklahoma	W	7-2
05/26	vs. #12 Oklahoma State	W	11-6
05/27	vs. Missouri	W	4-3
05/28	vs. #14 Nebraska	W	9-7

NCAA CORVALLIS REGIONAL

06/02	vs. #25 Hawaii	W	9-6
06/03	at #4 Oregon State	L	3-11
06/04	vs. #25 Hawaii	L	5-9



2007 (28-30, 9-17 BIG 12)

DATE	OPPONENT	RESULT	SCORE
02/01	at Hawaii-Hilo	W	4-1
02/02	at Hawaii-Hilo	W	12-0
02/02	at Hawaii-Hilo	W	7-2
02/03	at Hawaii-Hilo	W	10-1
02/04	vs. Hawaii-Hilo	W	9-2
02/10	vs. South Dakota State	L	5-6
02/10	vs. South Dakota State	W	3-2
02/11	vs. South Dakota State	W	4-1
02/23	at Stanford	L	5-6
02/24	at Stanford	L	1-4
02/25	at Stanford	L	6-7
02/27	at Oral Roberts	L	1-9
03/04	Western Illinois	W	15-5
03/04	Western Illinois	W	6-3
03/06	Tabor	W	18-2
03/07	Baker	W	24-7
03/09	at #10 Arkansas	L	7-8
03/10	at #10 Arkansas	L	0-4
03/11	at #10 Arkansas	L	2-5
03/13	Penn State	W	18-5
03/14	#12 Wichita State	L	3-18
03/16	at #8 Texas A&M	L	3-9
03/17	at #8 Texas A&M	W	17-13 (11)
03/18	at #8 Texas A&M	L	9-10
03/21	Northern Colorado	W	5-4
03/21	Northern Colorado	L	2-4
03/23	#14 Oklahoma State	L	4-14
03/24	#14 Oklahoma State	W	6-3
03/25	#14 Oklahoma State	L	3-7
03/27	at Missouri State	L	2-7
03/30	at #25 Missouri	W	7-5
03/31	at #25 Missouri	L	7-8
04/01	at #25 Missouri	L	9-10
04/03	at Kansas State	L	6-10
04/04	Kansas Wesleyan	W	11-4
04/05	#6 Texas	L	6-11
04/06	#6 Texas	W	14-6
04/07	#6 Texas	L	5-6
04/14	Baylor	L	2-6
04/15	Baylor	W	4-3
04/15	Baylor	L	2-6
04/18	at #10 Wichita State	L	1-2
04/20	at Texas Tech	L	0-1
04/21	at Texas Tech	L	1-3
04/22	at Texas Tech	W	8-1
04/27	at #27 Oklahoma	L	1-8
04/28	at #27 Oklahoma	W	6-3
04/29	at #27 Oklahoma	W	9-4
05/04	at Kansas State	L	1-2
05/05	Kansas State	L	4-7
05/09	Missouri State	W	8-5
05/11	Chicago State	W	12-1
05/12	Chicago State	W	10-0
05/12	Chicago State	W	8-2
05/13	Chicago State	W	15-4
05/18	Nebraska	W	10-5
05/19	Nebraska	L	9-11
05/20	Nebraska	L	2-4

2008 (30-27, 9-18 BIG 12)

DATE	OPPONENT	RESULT	SCORE
02/22	at Hawaii-Hilo	W	2-1
02/23	at Hawaii-Hilo	L	3-4
02/23	at Hawaii-Hilo	L	4-12
02/24	at Hawaii-Hilo	L	3-4
02/24	at Hawaii-Hilo	W	16-4
02/27	at #30 Arkansas	L	1-2
02/29	at #5 Vanderbilt	L	1-7
03/01	vs. Xavier	W	12-4
03/02	vs. Iowa	W	9-5

03/05	LeMoyné	W	13-2
03/08	North Dakota State	W	4-3 (10)
03/09	North Dakota State	W	13-0
03/09	North Dakota State	W	11-9
03/11	Tabor	W	8-1
03/12	at Missouri State	W	11-7
03/14	at #10 Texas	L	6-8
03/15	at #10 Texas	L	1-6
03/16	at #10 Texas	W	7-2
03/19	vs. Illinois	L	9-11
03/20	vs. Central Connecticut State	W	7-6
03/20	vs. Dartmouth	W	8-6
03/21	vs. Ohio State	L	5-16
03/21	vs. UMBC	W	4-1
03/23	vs. Northwestern	W	12-11
03/25	Chicago State	W	6-4
03/26	Chicago State	W	12-0
03/26	Benedictine	W	7-2
03/28	#20 Texas A&M	L	6-13
03/29	#20 Texas A&M	L	6-9 (10)
03/30	#20 Texas A&M	L	8-10
04/01	#8 Wichita State	L	3-7
04/02	Saint Mary	W	13-0
04/04	at #29 Baylor	L	3-4
04/05	at #29 Baylor	L	6-12
04/06	at #29 Baylor	L	7-17
04/11	Texas Tech	W	9-5
04/12	Texas Tech	W	9-1
04/13	Texas Tech	W	5-2
04/15	Baker	W	11-6
04/16	Missouri State	W	7-6
04/18	at #9 Nebraska	L	6-7
04/19	at #9 Nebraska	L	6-8
04/20	at #9 Nebraska	W	6-3
04/22	at #7 Wichita State	L	4-6
04/25	at #13 Oklahoma State	L	1-6
04/26	at #13 Oklahoma State	L	3-10
04/27	at #13 Oklahoma State	L	3-8
04/29	vs. #14 Missouri	W	3-0
05/02	Oklahoma	W	17-15
05/03	Oklahoma	W	13-10
05/04	Oklahoma	W	9-4
05/09	#14 Missouri	L	3-5
05/11	#14 Missouri	W	7-6
05/11	#14 Missouri	L	1-12
05/16	Kansas State	L	0-5
05/17	at Kansas State	L	4-5
05/18	at Kansas State	L	10-11

2009 (39-24, 15-12 BIG 12)

DATE	OPPONENT	RESULT	SCORE
02/20	vs. Air Force	W	5-0
02/20	at Memphis	L	4-5
02/22	at Memphis	L	1-2
02/24	at #21 Arkansas	W	9-3
02/25	at #21 Arkansas	L	8-9 (10)
03/03	North Dakota	W	8-2
03/04	North Dakota	W	6-3
03/06	Northwestern	W	9-8
03/06	Northwestern	W	7-3
03/07	Northwestern	W	10-1
03/10	Missouri Valley	W	10-3
03/11	Wichita State	W	8-0
03/13	vs. #4 Arizona State	L	4-9
03/14	vs. #4 Arizona State	W	3-2
03/15	vs. #4 Arizona State	L	10-12
03/17	at San Diego State	L	0-1
03/18	at San Diego State	L	8-9
03/20	#1 Texas	W	5-4
03/21	#1 Texas	W	4-3
03/22	#1 Texas	W	4-3
03/24	Western Illinois	W	14-3

03/25	Western Illinois	W	7-4
03/27	at #13 Texas A&M	L	0-3
03/28	at #13 Texas A&M	L	6-7
03/29	at #13 Texas A&M	L	5-6
03/31	Northern Colorado	W	8-6
04/01	Northern Colorado	W	15-6
04/03	#7 Baylor	L	6-8
04/04	#7 Baylor	W	6-0
04/05	#7 Baylor	L	9-22
04/07	at Iowa	W	5-4
04/08	at Iowa	W	9-3
04/10	#17 Oklahoma State	W	8-1
04/11	#17 Oklahoma State	W	13-6
04/12	#17 Oklahoma State	W	4-3 (10)
04/14	at Creighton (#24)	W	7-6 (10)
04/17	at Texas Tech (#24)	L	10-15
04/18	at Texas Tech (#24)	L	5-7
04/19	at Texas Tech (#24)	W	15-6
04/21	Baker	W	11-2
04/22	vs. Missouri	W	7-3
04/24	Nebraska	L	4-11
04/26	Nebraska	W	8-2
04/26	Nebraska	W	9-4
04/28	Chicago State	W	11-5
04/28	Chicago State	W	9-1
05/01	at #9 Oklahoma	W	5-4
05/02	at #9 Oklahoma	W	9-5
05/03	at #9 Oklahoma	L	9-10 (10)
05/06	at Wichita State (#23)	W	8-3
05/08	at Missouri (#23)	L	5-8
05/09	at Missouri (#23)	W	7-4
05/10	at Missouri (#23)	L	12-13
05/15	at #11 Kansas State	L	1-4
05/16	#11 Kansas State	W	9-3
05/17	#11 Kansas State	W	17-7

BIG 12 CHAMPIONSHIP

05/20	vs. #17 Kansas State (#24)	L	4-5
05/21	vs. #5 Texas (#24)	L	3-9
05/23	vs. Baylor (#24)	L	4-8

NCAA CHAPEL HILL REGIONAL

05/29	vs. #15 Coastal Carolina	L	3-11
05/30	vs. Dartmouth	W	16-0
05/31	vs. #15 Coastal Carolina	W	5-1
05/31	at #4 North Carolina	L	1-12

2010 (31-27-1, 11-15-1 BIG 12)

DATE	OPPONENT	RESULT	SCORE
02/22	vs. Eastern Michigan	L	1-3
02/22	vs. Eastern Michigan	W	9-5
02/26	vs. Sacramento State	W	4-3
02/27	vs. Gonzaga	W	9-5
02/27	vs. Sacramento State	W	10-4
03/02	at #15 Arkansas	L	3-15
03/05	Iowa	W	8-1
03/05	Iowa	L	3-5
03/06	Iowa	W	8-4
03/07	Iowa	W	15-7
03/09	Saint Mary	W	10-0
03/10	Tabor	W	15-0
03/12	at #1 LSU	W	11-9
03/13	at #1 LSU	L	2-4
03/14	at #1 LSU	W	8-4
03/16	at Tulane (#19)	L	0-1
03/17	at Tulane (#19)	L	3-5
03/20	at Saint Louis (#19)	L	8-12
03/20	at Saint Louis (#19)	L	5-8
03/23	Creighton	W	5-4
03/24	Baker	W	16-0
03/26	at Baylor	W	9-8
03/27	at Baylor	L	8-9
03/28	at Baylor	W	12-6 (14)
03/30	Arkansas-Little Rock	W	9-8

03/31	Missouri State	W	7-6
04/01	#22 Texas A&M	W	9-5
04/02	#22 Texas A&M	L	4-6
04/03	#22 Texas A&M	T	8-8 (11)
04/07	at Creighton	W	5-4
04/09	at #6 Texas	L	2-3 (11)
04/10	at #6 Texas	L	1-3
04/11	at #6 Texas	L	4-10
04/13	at Missouri State	W	6-4
04/16	at Nebraska	L	7-11
04/17	at Nebraska	W	7-4
04/18	at Nebraska	W	6-1
04/20	Benedictine	W	11-2
04/21	vs. Missouri	W	1-0
04/23	Texas Tech	W	10-2
04/24	Texas Tech	L	8-11
04/25	Texas Tech	L	10-21
04/27	at Wichita State	L	7-22
04/30	at Oklahoma State	W	17-3
05/01	at Oklahoma State	L	7-8 (11)
05/02	at Oklahoma State	L	4-5
05/07	Missouri	W	10-3
05/08	Missouri	W	8-7
05/09	Missouri	W	10-9 (10)
05/14	#24 Kansas State	L	4-5
05/15	at #24 Kansas State	W	7-3
05/16	at #24 Kansas State	L	5-8
05/18	at Arkansas-Little Rock	W	11-8
05/21	#14 Oklahoma	L	4-14
05/22	#14 Oklahoma	L	7-8
05/23	#14 Oklahoma	L	6-9
BIG 12 CHAMPIONSHIP			
05/26	vs. #12 Oklahoma	L	2-3
05/28	vs. #25 Kansas State	L	5-10
05/29	vs. Baylor	L	3-6

2011 (26-30, 9-18 BIG 12)

DATE	OPPONENT	RESULT	SCORE
02/18	at #1 TCU	L	2-8
02/19	at #1 TCU	L	1-7
02/20	at #1 TCU	W	4-3 (14)
02/22	Creighton	L	3-4 (10)
02/28	Iowa	W	5-2
03/01	Southern Utah	W	2-1
03/01	Southern Utah	W	5-1
03/03	vs. UC Riverside	L	1-2 (10)
03/04	vs. CSU Bakersfield	L	0-12
03/05	vs. #7 Arizona State	L	3-4
03/06	vs. Air Force	W	4-1
03/09	North Dakota	W	5-3
03/11	Eastern Michigan	W	8-2
03/12	Eastern Michigan	L	1-8
03/13	Eastern Michigan	L	4-10
03/15	at #9 Arkansas	L	2-4
03/18	Oklahoma State	L	1-3
03/20	Oklahoma State	W	7-2
03/20	Oklahoma State	W	5-4
03/22	UALR	W	5-3
03/25	at #6 Texas A&M	L	1-2 (10)
03/26	at #6 Texas A&M	L	1-11
03/27	at #6 Texas A&M	L	1-3
03/30	at Missouri State	L	0-6
04/01	#19 Baylor	W	6-2
04/02	#19 Baylor	W	4-3
04/03	#19 Baylor	L	4-12
04/05	Missouri State	L	1-5
04/06	vs. Missouri	W	7-1
04/08	Nebraska	W	5-4
04/09	Nebraska	L	2-4
04/10	Nebraska	W	11-5
04/12	at Iowa	W	12-5
04/15	at Missouri	W	8-3

04/16	at Missouri	L	2-3
04/17	at Missouri	W	6-0
04/19	Saint Mary	W	11-5
04/21	#4 Texas	L	0-9
04/22	#4 Texas	L	1-9
04/23	#4 Texas	W	4-2
04/26	at Creighton	L	3-5
04/29	at Texas Tech	L	2-3 (10)
04/30	at Texas Tech	L	4-9
05/01	at Texas Tech	L	7-8
05/03	Wichita State	W	7-4
05/04	at Wichita State	W	11-2
05/06	at #10 Oklahoma	L	1-12
05/07	at #10 Oklahoma	L	4-11
05/08	at #10 Oklahoma	L	7-11
05/13	Alabama A&M	W	14-4
05/14	Alabama A&M	W	19-3
05/14	Alabama A&M	W	11-0
05/15	Alabama A&M	W	16-2
05/20	at Kansas State	L	10-11 (10)
05/21	Kansas State	L	9-13
05/22	Kansas State	L	6-10

2012 (24-34, 7-16 BIG 12)

DATE	OPPONENT	RESULT	SCORE
02/17	at Middle Tennessee	W	7-3
02/18	vs. Bowling Green	W	3-1
02/18	at Belmont	W	2-0
02/24	vs. Mississippi Valley State	W	9-2
02/24	at Mississippi State	L	0-1
02/25	at Mississippi State	L	1-3
02/26	vs. Mississippi Valley State	W	14-1 (7)
03/02	at UTSA	L	4-7
03/03	vs. Louisiana	L	6-8
03/04	vs. Gonzaga	L	2-7
03/06	North Dakota	W	7-4
03/07	North Dakota	L	9-12
03/09	vs. Stony Brook	L	0-4
03/09	vs. Stony Brook	W	3-1 (14)
03/10	at Minnesota	W	9-4
03/15	vs. Indiana State	L	1-2
03/16	vs. Notre Dame	L	0-1
03/17	vs. Houston Baptist	L	4-7
03/18	vs. Houston Baptist	W	3-2
03/21	Southern Utah	W	11-10 (11)
03/23	at #27 Baylor	L	2-10
03/24	at #27 Baylor	L	0-9
03/25	at #27 Baylor	L	6-8 (8)
03/27	at #29 Missouri State	L	8-9
03/30	Texas Tech	L	1-3
03/31	Texas Tech	W	5-2
04/01	Texas Tech	W	9-3
04/03	at Creighton	L	3-7
04/06	at Oklahoma State	L	6-7
04/07	at Oklahoma State	L	1-11
04/08	at Oklahoma State	L	2-4
04/10	Wichita State	L	4-6 (16)
04/11	at Wichita State	L	2-10
04/13	#2 Texas A&M	L	0-8
04/14	#2 Texas A&M	L	4-6
04/15	#2 Texas A&M	W	5-3
04/17	Baker	W	7-3
04/18	Saint Mary	W	6-0
04/20	at #23 Texas	W	7-2
04/21	at #23 Texas	L	0-3
04/22	at #23 Texas	L	2-7
04/25	Kansas State	W	8-7 (11)
04/27	#23 Oklahoma	L	1-4
04/28	#23 Oklahoma	L	2-8
05/01	at UALR	W	16-12
05/04	Air Force	W	5-2
05/05	Air Force	L	0-3

05/06	Missouri State	L	3-6 (11)
05/11	at Kansas State	L	0-2
05/12	at Kansas State	W	6-0
05/13	at Kansas State	L	3-9
05/17	Missouri	W	1-0
05/18	Missouri	W	6-3
05/19	Missouri	L	3-6

BIG 12 CHAMPIONSHIP

05/23	vs. #6 Texas A&M	L	4-10
05/24	vs. Texas	W	4-2
05/25	vs. #6 Texas A&M	W	5-3
05/26	vs. Missouri	L	2-12 (8)

2013 (34-25, 12-12 BIG 12)

DATE	OPPONENT	RESULT	SCORE
02/15	vs. Nevada	W	11-4
02/16	vs. Nevada	L	1-2
02/17	vs. Nevada	W	6-3
02/18	vs. Nevada	L	8-9
02/22	vs. SIU-Edwardsville	W	8-0
02/23	at Central Arkansas	L	3-9
02/23	vs. Jackson State	W	10-6
03/01	vs. Eastern Michigan	L	4-6
03/02	vs. Eastern Michigan	W	5-4
03/02	vs. Eastern Michigan	W	8-0
03/03	vs. Eastern Michigan	L	6-11
03/07	Niagara	W	7-0
03/08	Niagara	W	3-2
03/08	Niagara	W	5-4
03/09	Niagara	W	11-4
03/13	Jackson State	W	11-0
03/15	at TCU	L	1-8
03/16	at TCU	W	8-4
03/17	at TCU	W	2-0
03/20	at BYU	L	0-3
03/21	at BYU	W	15-4
03/23	at BYU	L	3-6
03/28	at #11 Oklahoma	L	1-12
03/29	at #11 Oklahoma	L	1-2
03/30	at #11 Oklahoma	W	10-8
04/02	Creighton	L	4-6
04/03	Saint Mary	W	3-0
04/05	#19 Oklahoma State	W	7-5
04/06	#19 Oklahoma State	L	3-14
04/07	#19 Oklahoma State	W	3-2
04/09	at Iowa	W	8-3
04/11	Missouri Valley	W	10-1
04/12	Texas	W	7-6
04/14	Texas	L	1-2
04/14	Texas	W	4-3
04/16	at Creighton	L	4-12
04/19	at Texas Tech	W	4-3
04/20	at Texas Tech	W	6-1
04/21	at Texas Tech	L	5-16
04/24	Baker	W	7-1
04/26	at West Virginia	L	0-1
04/27	at West Virginia	L	3-4
04/27	at West Virginia	L	2-3
04/30	Wichita State	W	1-0
05/01	Baker	W	8-0
05/03	Baylor	W	3-2
05/04	Baylor	W	6-5
05/05	Baylor	W	5-4
05/07	at Wichita State	W	7-5
05/10	Kansas State	L	3-4
05/11	Kansas State	L	6-9
05/12	Kansas State	L	3-7
05/18	at Utah	L	0-1
05/19	at Utah	L	6-13
05/20	at Utah	L	6-7

BIG 12 CHAMPIONSHIP

05/23	vs. West Virginia	W	7-2
05/24	vs. Oklahoma State	W	5-3
05/25	vs. TCU	W	4-0
05/26	vs. Oklahoma	L	2-7

2014 (35-26, 15-9 BIG 12)

DATE	OPPONENT	RESULT	SCORE
02/14	vs. BYU	W	10-4
02/15	vs. BYU	W	2-0
02/15	vs. BYU	W	11-10
02/17	vs. BYU	W	10-1
02/21	vs. Northwestern	W	14-10
02/22	vs. Milwaukee	W	9-8
02/23	vs. Miss. Valley State	W	11-1
02/24	vs. St. Bonaventure	W	9-4
02/28	vs. Houston Baptist	W	11-5
03/01	vs. Houston Baptist	L	2-4
03/01	vs. Houston Baptist	W	5-0
03/02	vs. Houston Baptist	W	14-1
03/07	at Stanford	W	4-2
03/08	at Stanford	L	4-5
03/09	at Stanford	L	0-1
03/11	Oral Roberts	L	7-8
03/14	at #10 Texas	W	3-2
03/15	at #10 Texas	L	1-2
03/16	at #10 Texas	W	6-1
03/18	at New Mexico	L	3-6
03/19	at New Mexico	L	4-10
03/21	Dartmouth	W	13-5
03/22	Dartmouth	W	11-7
03/23	Dartmouth	L	2-3
03/26	at Creighton	W	11-0
03/28	Oklahoma	L	1-2
03/29	Oklahoma	L	1-2
03/30	Oklahoma	W	4-3
04/01	Wichita State	W	4-2
04/04	at Kansas State	L	0-10
04/05	at Kansas State	W	6-3
04/06	at Kansas State	W	2-1
04/08	at Iowa	L	3-5
04/09	at Iowa	L	7-12
04/11	TCU	L	2-5
04/12	TCU	L	1-3
04/12	TCU	W	5-1
04/15	Grand Canyon	L	3-5
04/16	Grand Canyon	W	7-1
04/18	at #13 Oklahoma State	L	0-7
04/19	at #13 Oklahoma State	L	3-5
04/20	at #13 Oklahoma State	L	3-6
04/23	Missouri State	L	5-6
04/25	at Baylor	W	1-0
04/26	at Baylor	W	10-2
04/27	at Baylor	W	8-5
04/29	at Wichita State	W	10-3
05/02	#19 Texas Tech	W	11-3
05/03	#19 Texas Tech	W	6-4
05/04	#19 Texas Tech	W	4-1
05/07	at Missouri State	L	3-5
05/09	West Virginia	W	5-3
05/10	West Virginia	W	5-2
05/11	West Virginia	W	9-8
05/17	at Michigan	W	8-2
05/18	at Michigan	L	0-4

BIG 12 CHAMPIONSHIP

05/21	vs. West Virginia	L	9-10
05/22	vs. Baylor	L	3-4

NCAA LOUISVILLE REGIONAL

05/30	vs. Kentucky	W	10-6
05/31	at Louisville	L	3-6
06/01	vs. Kentucky	L	6-8

2015 (23-32, 8-15 BIG 12)

DATE	OPPONENT	RESULT	SCORE
02/13	at #2 LSU	L	1-4
02/14	at #2 LSU	L	5-8
02/15	at #2 LSU	L	4-7
02/19	vs. Washington	W	11-8
02/20	vs. Utah	W	6-3
02/21	vs. Washington State	L	5-8
02/22	vs. Oregon State	L	5-15
02/26	vs. Chicago State	W	15-2
02/27	vs. North Dakota State	L	0-5
02/28	vs. Northeastern	W	6-4
03/01	vs. Boston College	L	4-6
03/03	at Grand Canyon	L	4-12
03/04	at Grand Canyon	W	9-5
03/06	Utah	W	7-5
03/07	Utah	L	1-5
03/08	Utah	L	4-8
03/10	Central Michigan	L	2-8
03/13	Michigan	W	6-5
03/14	Michigan	L	2-4
03/15	Michigan	W	8-4
03/20	Iowa	W	4-3
03/21	Iowa	L	4-6
03/22	Iowa	L	2-6
03/24	at Missouri State	L	9-15
03/27	at #17 Texas Tech	W	7-4
03/28	at #17 Texas Tech	L	3-9
03/29	at #17 Texas Tech	L	2-3
04/01	at Wichita State	W	13-12
04/02	at Oklahoma	L	6-7
04/03	at Oklahoma	L	3-6
04/04	at Oklahoma	L	7-8
04/07	New Mexico	W	10-9
04/08	New Mexico	W	10-5
04/10	#9 Oklahoma State	L	2-7
04/11	#9 Oklahoma State	W	3-2
04/12	#9 Oklahoma State	W	4-2
04/15	#15 Missouri State	L	0-3
04/17	Texas	L	2-3
04/18	Texas	W	5-4
04/19	Texas	L	7-16
04/21	Wichita State	W	11-6
04/24	at West Virginia	W	3-1
04/25	at West Virginia	W	9-5
04/26	at West Virginia	L	4-5
04/29	Arkansas-Pine Bluff	L	5-6
05/01	Baylor	W	2-0
05/02	Baylor	L	3-6
05/03	Baylor	L	4-14
05/05	at Northwestern	W	6-2
05/06	at Northwestern	W	10-7
05/08	at #3 TCU	L	2-4
05/09	at #3 TCU	L	1-2
05/15	Kansas State	L	0-11
05/16	Kansas State	L	4-6
05/17	Kansas State	W	9-6

2016 (20-35-1, 6-17 BIG 12)

DATE	OPPONENT	RESULT	SCORE
02/20	at Little Rock	L	2-4
02/22	Northern Colorado	W	5-4
02/23	Northern Colorado	W	2-1
02/26	vs. Utah	L	1-15
02/27	vs. #5 Oregon State	L	3-9
02/28	vs. #5 Oregon State	L	1-3
02/01	vs. Utah	W	8-4
03/03	BYU	L	10-11
03/04	BYU	L	2-8
03/05	BYU	L	6-7
03/11	North Dakota	W	7-0
03/12	Saint Louis	W	5-3

03/12	Purdue	W	8-1
03/15	Murray State	L	9-14
03/16	Murray State	W	14-8
03/18	at Stanford	L	0-2
03/19	at Stanford	L	4-10
03/20	at Stanford	L	2-6
03/23	Baker	W	19-2
03/25	West Virginia	L	0-1
03/26	West Virginia	L	6-11
03/29	#16 Missouri State	W	2-1
03/30	Benedictine	W	19-7
04/01	at Baylor	W	6-1
04/02	at Baylor	L	1-2
04/03	at Baylor	L	2-5
04/05	Baker	W	6-1
04/06	at Missouri State	L	11-18
04/08	#6 TCU	W	4-3
04/09	#6 TCU	L	0-8
04/10	#6 TCU	L	6-14
04/13	Omaha	W	7-6
04/15	at Texas	W	11-5
04/15	at Texas	L	6-8
04/16	at Texas	L	2-12
04/19	Wichita State	W	9-3
04/22	at Samford	L	2-3
04/23	at Samford	L	9-13
04/24	at Samford	W	9-5
04/26	Grand Canyon	T	5-5
04/27	vs. Nebraska	L	1-3
04/30	Oklahoma	W	7-2
04/30	Oklahoma	W	9-8
05/01	Oklahoma	L	6-17
05/03	at #19 Minnesota	L	7-19
05/04	at #19 Minnesota	L	7-12
05/06	#8 Texas Tech	L	3-10
05/07	#8 Texas Tech	L	2-9
05/08	#8 Texas Tech	L	3-6
05/13	at Kansas State	W	4-1
05/14	at Kansas State	L	2-12
05/15	at Kansas State	L	5-8
05/17	at Wichita State	L	6-7
05/20	at #12 Oklahoma State	L	3-4
05/20	at #12 Oklahoma State	L	2-9
05/21	at #12 Oklahoma State	L	1-8

2017 (30-28, 11-13 BIG 12)

DATE	OPPONENT	RESULT	SCORE
02/17	at The Citadel	W	7-5
02/18	vs. Liberty	L	1-6
02/19	vs. Virginia	L	6-9
02/21	Omaha	W	11-1
02/24	at #23 Stanford	L	0-6
02/25	at #23 Stanford	L	0-5
02/26	at #23 Stanford	L	2-4
02/28	Oral Roberts	L	1-12
03/03	Northwestern State	W	8-2
03/04	Northwestern State	W	11-7
03/05	Northwestern State	L	6-7
03/08	Omaha	W	6-5
03/10	Houston Baptist	W	2-1
03/10	Houston Baptist	L	2-4
03/12	Houston Baptist	W	4-2
03/15	at Oral Roberts	W	7-2
03/17	at #3 TCU	L	1-3
03/18	at #3 TCU	L	1-5
03/19	at #3 TCU	W	4-3
03/22	Creighton	L	3-7
03/24	Samford	W	6-4
03/25	Samford	L	6-8
03/26	Samford	L	1-6
03/28	Minnesota	L	2-5
03/31	Texas	L	3-5

04/01	Texas	W	2-1
04/02	Texas	W	5-4
04/04	at Missouri State	W	4-2
04/07	at West Virginia	L	1-10
04/08	at West Virginia	L	0-8
04/09	at West Virginia	W	7-2
04/11	Wichita State	W	8-6
04/13	Oklahoma State	L	6-11
04/14	Oklahoma State	W	6-5
04/15	Oklahoma State	W	4-2
04/19	at Wichita State	L	0-8
04/21	at #19 Oklahoma	W	15-10
04/22	at #19 Oklahoma	W	5-2
04/23	at #19 Oklahoma	L	6-7
04/25	at Grand Canyon	W	9-4
04/26	at Grand Canyon	W	7-3
04/28	Baylor	L	4-5
04/30	Baylor	L	1-3
04/30	Baylor	W	6-1
05/02	#16 Missouri State	W	8-5
05/05	Texas Southern	W	20-4
05/06	Texas Southern	W	11-2
05/06	Texas Southern	W	8-4
05/07	Texas Southern	W	10-0
05/12	Kansas State	W	5-4
05/13	Kansas State	W	6-4
05/14	Kansas State	L	3-10
05/18	at #4 Texas Tech	L	6-10
05/19	at #4 Texas Tech	L	4-16
05/20	at #4 Texas Tech	L	4-9

BIG 12 CHAMPIONSHIP

05/24	vs. #6 TCU	W	7-3
05/25	vs. Texas	L	4-5
05/26	vs. #6 TCU	L	0-6

2018 (27-30, 8-15 BIG 12)

DATE	OPPONENT	RESULT	SCORE
02/16	Murray State	W	5-3
02/17	Murray State	L	5-10
02/18	Murray State	W	4-1
02/23	Northwestern	W	4-2
02/24	Northwestern	L	12-18
02/25	Northwestern	W	10-3
02/26	Omaha	W	6-2
03/02	Texas Southern	W	7-5
03/03	Texas Southern	W	3-2
03/04	Texas Southern	W	7-1
03/05	at #4 Florida State	L	5-10
03/06	at #4 Florida State	L	7-12
03/09	#20 St. John's	W	7-4
03/10	#20 St. John's	W	6-1
03/11	#20 St. John's	W	6-5
03/14	Omaha	W	8-6
03/16	at Texas	L	4-14
03/17	at Texas	L	0-4
03/18	at Texas	L	4-5
03/20	at Grand Canyon	L	2-12
03/21	at Grand Canyon	W	6-5
03/23	at Baylor	W	6-5
03/24	at Baylor	L	6-17
03/25	at Baylor	W	8-5
03/27	Missouri State	L	2-12
03/29	Morehead State	W	8-6 (12)
03/30	Morehead State	L	3-5 (11)
03/31	Morehead State	W	12-0
04/06	#5 Texas Tech	L	6-15
04/07	#5 Texas Tech	L	0-10
04/08	#5 Texas Tech	W	17-3 (7)
04/10	at Omaha	W	9-5
04/11	at Creighton	L	11-14
04/13	TCU	L	2-4
04/14	TCU	L	3-13

04/18	at #24 Wichita State	L	0-11
04/20	at Oklahoma State	L	1-12
04/20	at Oklahoma State	L	3-4
04/22	at Oklahoma State	L	3-4
04/24	Wichita State	L	5-14
04/27	at Cincinnati	L	3-4
04/28	at Cincinnati	L	6-7 (13)
04/29	at Cincinnati	L	3-9
05/02	at Missouri State	W	9-4
05/04	West Virginia	L	3-21
05/05	West Virginia	W	13-3
05/06	West Virginia	W	5-2
05/11	at Kansas State	W	9-8 (10)
05/12	at Kansas State	L	0-1
05/13	at Kansas State	L	7-8 (11)
05/17	Oklahoma	W	6-5 (10)
05/18	Oklahoma	W	6-5
05/19	Oklahoma	L	6-14
05/20	Western Illinois	W	19-6 (7)

BIG 12 CHAMPIONSHIP

05/23	vs. #12 Texas	W	3-2
05/24	vs. Baylor	L	5-10
05/25	vs. Oklahoma	L	2-4

2019 (32-26, 12-12 BIG 12)

DATE	OPPONENT	RESULT	SCORE
02/15	at South Carolina Upstate	W	9-5
02/16	at South Carolina Upstate	L	3-4
02/16	at South Carolina Upstate	L	4-6
02/17	at South Carolina Upstate	W	5-3
02/22	Texas Southern	W	7-1
02/23	Texas Southern	W	19-13
02/23	Texas Southern	L	3-8
02/24	Texas Southern	W	1-0
03/01	Northern Illinois	W	8-1
03/01	Northern Illinois	W	7-2
03/02	Northern Illinois	W	3-1
03/08	Saint Joseph's	W	7-5
03/09	Georgetown	W	6-2
03/10	Ball State	W	6-1
03/11	Central Connecticut State	W	10-8
03/12	Seton Hall	W	7-4
03/15	at St. John's	L	0-1 (10)
03/16	at St. John's	L	1-3
03/17	at St. John's	L	3-11
03/20	at Wichita State	L	2-3 (13)
03/22	at Oklahoma	L	1-5
03/23	at Oklahoma	L	3-4
03/24	at Oklahoma	L	5-10
03/27	at Missouri State	W	9-5
03/30	#25 Baylor	L	2-8
03/30	#25 Baylor	L	0-8
03/31	#25 Baylor	W	12-7
04/02	Wichita State	L	1-9
04/05	at #11 Texas Tech	L	4-5
04/06	at #11 Texas Tech	L	4-19
04/07	at #11 Texas Tech	W	13-9
04/09	Missouri State	W	11-6
04/12	Oklahoma State	L	6-27
04/13	Oklahoma State	W	5-4
04/14	Oklahoma State	W	7-6 (11)
04/20	at #20 West Virginia	L	0-1
04/20	at #20 West Virginia	L	3-4 (11)
04/21	at #20 West Virginia	W	6-5
04/24	Creighton	L	5-6
04/26	at Furman	W	11-7
04/27	at Furman	L	0-3
04/28	at Furman	W	15-1
04/30	at Air Force	L	2-3
05/01	at Air Force	W	11-6
05/03	Texas	W	4-2
05/04	Texas	W	1-0

05/05	Texas	W	10-6
05/07	Jackson State	W	2-1
05/07	Jackson State	L	7-8
05/10	at TCU	L	3-4
05/11	at TCU	L	4-7
05/12	at TCU	W	3-1
05/17	Kansas State	W	10-0
05/19	Kansas State	W	9-6
05/19	Kansas State	W	6-4

BIG 12 CHAMPIONSHIP

05/22	vs. #20 West Virginia	L	8-12
05/23	vs. Kansas State	W	15-14 (11)
05/24	vs. #10 Texas Tech	L	5-7

2020 (7-10, N/A BIG 12)

DATE	OPPONENT	RESULT	SCORE
02/14	at Belmont	L	0-6
02/15	at Belmont	W	5-1
02/16	at Belmont	W	7-6
02/21	at Charleston Southern	L	1-2
02/22	at Charleston Southern	W	13-4
02/22	at Charleston Southern	L	0-1
02/23	at Charleston Southern	W	9-1
02/28	vs. Michigan State	L	7-8
02/29	vs. Ball State	W	9-3
02/29	vs. Ball State	L	4-7
03/01	vs. Western Carolina	L	3-5
03/04	Creighton	W	3-2
03/06	Indiana State	W	6-1
03/07	Indiana State	L	3-9
03/08	Indiana State	L	2-8
03/10	at Iowa	L	0-8
03/11	at Iowa	L	1-3

2021 (30-27, 8-16 BIG 12)

DATE	OPPONENT	RESULT	SCORE
02/19	vs. South Dakota State	W	7-3
02/20	vs. South Dakota State	L	5-8
02/21	vs. South Dakota State	W	13-1
02/26	at FGCU	W	5-3
02/27	at FGCU	L	5-6
02/28	at FGCU	L	0-2 (7)
02/28	at FGCU	L	2-3 (7)
03/05	at Saint Louis	L	1-8
03/06	at Saint Louis	W	5-1
03/07	at Saint Louis	W	7-5 (12)
03/12	at Omaha	W	7-3
03/12	at Omaha	L	7-9
03/13	at Omaha	W	9-0
03/13	at Omaha	W	10-7
03/19	Creighton	W	7-6 (14)
03/20	Creighton	W	11-3
03/20	Creighton	W	11-3
03/21	Creighton	W	7-4
03/23	at Lafayette	W	20-5
03/26	at West Virginia	L	0-11
03/27	at West Virginia	W	9-2
03/27	at West Virginia	L	2-15 (7)
03/30	Missouri	W	10-9
04/01	#5 Texas	L	2-5
04/02	#5 Texas	L	0-7
04/03	#5 Texas	L	2-11
04/06	Texas Southern	W	8-1
04/06	Texas Southern	W	8-0
04/09	at Oklahoma	L	4-10
04/10	at Oklahoma	W	8-7 (10)
04/11	at Oklahoma	L	3-14 (7)
04/13	Air Force	W	13-3 (8)
04/14	Air Force	W	7-4
04/17	Baylor	L	2-8
04/17	Baylor	L	2-6
04/18	Baylor	W	3-2

04/21	at UT Arlington	L	1-8
04/23	at #8 TCU	L	1-15
04/24	at #8 TCU	L	3-10
04/25	at #8 TCU	W	2-1
04/27	Sacramento State	L	6-11
04/28	Sacramento State	W	6-4
04/30	North Dakota State	L	3-5 (10)
05/01	North Dakota State	W	10-2
05/02	North Dakota State	L	3-5
05/05	Missouri State	W	3-1
05/07	#24 Oklahoma State	L	4-13
05/08	#24 Oklahoma State	L	0-19
05/09	#24 Oklahoma State	W	8-7
05/14	Kansas State	W	2-0
05/14	Kansas State	W	10-0 (7)
05/15	Kansas State	L	2-6
05/18	at Missouri	W	9-8
05/20	at #5 Texas Tech	W	7-4
05/21	at #5 Texas Tech	L	4-13
05/22	at #5 Texas Tech	L	0-5
BIG 12 CHAMPIONSHIP			
05/25	vs. West Virginia	L	7-8

2022 (20-35, 4-20 BIG 12)

DATE	OPPONENT	RESULT	SCORE
02/18	vs. Illinois	W	4-2
02/19	vs. Illinois	W	12-1
02/20	vs. Illinois	L	1-7
02/25	at New Orleans	L	3-4
02/26	at New Orleans	W	8-2
02/27	at New Orleans	L	2-5
03/02	Missouri State	L	3-12
03/04	vs. Michigan State	L	2-11
03/05	at Minnesota	L	1-8
03/06	vs. Illinois	W	10-7
03/08	at Charleston Southern	W	7-5
03/09	at Charleston Southern	W	13-1
03/11	vs. Western Carolina	L	3-6
03/13	vs. Michigan State	W	13-7
03/16	at Missouri State	L	1-16
03/19	at Indiana State	L	2-6
03/20	at Indiana State	W	7-5
03/20	at Indiana State	L	10-11
03/23	at Wichita State	L	5-7 (10)
03/25	at #4 Oklahoma State	L	2-4
03/26	at #4 Oklahoma State	L	3-4
03/27	at #4 Oklahoma State	L	2-7
03/30	Wichita State	W	14-2
04/01	#4 Texas Tech	L	2-8
04/02	#4 Texas Tech	L	2-28
04/03	#4 Texas Tech	W	8-5
04/06	at Missouri	L	6-14
04/08	Illinois State	W	13-9
04/09	Illinois State	W	6-2
04/10	Illinois State	W	10-5
04/12	Omaha	L	10-11
04/14	at Baylor	W	3-2
04/15	at Baylor	L	2-19
04/16	at Baylor	L	5-6
04/19	Texas Southern	W	7-6
04/20	Texas Southern	W	16-5 (7)
04/22	Oklahoma	L	2-15
04/23	Oklahoma	L	6-7 (14)
04/24	Oklahoma	L	4-24 (7)
04/26	at Air Force	L	8-18 (7)
04/27	at Air Force	W	13-9
04/29	West Virginia	W	7-3
04/30	West Virginia	L	7-10
05/01	West Virginia	L	8-10
05/03	at Omaha	L	0-9
05/04	at Omaha	W	11-3
05/06	at K-State	W	5-3

05/07	at K-State	L	2-5
05/08	at K-State	L	3-6
05/13	#20 TCU	L	6-15
05/14	#20 TCU	L	3-30
05/15	#20 TCU	L	2-8
05/19	at #22 Texas	L	4-12
05/20	at #22 Texas	L	1-8
05/21	at #22 Texas	L	6-11

Dan FITZGERALD	2 SEASONS
	2023-PRESENT
	56-55

2023 (25-32, 8-16 BIG 12)

DATE	OPPONENT	RESULT	SCORE
02/17	vs. Valparaiso	W	5-1
02/18	vs. Valparaiso	L	3-11
02/19	vs. Valparaiso	W	6-4
02/24	vs. Oakland	W	7-0
02/25	vs. Oakland	W	4-1
02/26	vs. Oakland	W	26-3
02/27	vs. Oakland	L	3-6
03/03	at Belmont	L	5-7
03/04	at Belmont	W	5-0
03/05	at Belmont	L	4-7
03/08	Wichita State	W	4-0
03/10	vs. Western Carolina	L	3-5
03/11	vs. Michigan State	L	6-10
03/14	at Charleston Southern	L	3-5
03/15	at Charleston Southern	L	4-12
03/17	at The Citadel	L	3-4
03/17	at The Citadel	L	2-3
03/19	at The Citadel	W	12-8
03/22	vs. #15 Missouri	L	3-8
03/24	at TCU	L	6-8
03/25	at TCU	L	5-18
03/26	at TCU	L	0-14 (7)
03/29	Creighton	W	3-1
03/31	Baylor	W	12-4
04/01	Baylor	W	13-6
04/02	Baylor	W	5-4
04/04	Missouri State	W	9-8 (10)
04/07	at #19 West Virginia	W	5-3
04/08	at #19 West Virginia	W	10-7
04/09	at #19 West Virginia	L	3-12
04/11	vs. Texas Southern	W	8-5
04/12	Texas Southern	W	11-7
04/14	Kansas State	L	4-5
04/15	Kansas State	L	1-6
04/16	Kansas State	L	18-21
04/18	Air Force	W	19-4
04/19	Air Force	W	12-2 (8)
04/21	#24 Oklahoma State	L	10-15
04/22	#24 Oklahoma State	L	3-14
04/23	#24 Oklahoma State	L	3-8
04/26	at #25 Wichita State	W	7-5 (10)
04/28	at Oklahoma	W	8-2
04/29	at Oklahoma	L	6-11
04/30	at Oklahoma	L	4-7
05/02	at Missouri	L	7-9
05/05	#27 Texas	W	10-4
05/06	#27 Texas	L	2-6
05/07	#27 Texas	L	6-7
05/11	at Samford	L	2-3
05/12	at Samford	W	12-4
05/13	at Samford	L	7-9
05/18	at Texas Tech	W	3-1
05/19	at Texas Tech	L	7-8
05/20	at Texas Tech	L	1-15 (7)
BIG 12 CHAMPIONSHIP			
05/24	vs. Texas	W	6-3

05/25	vs. TCU	L	4-14 (8)
05/26	vs. Kansas State	L	1-7

2024 (31-23, 15-15 BIG 12)

DATE	OPPONENT	RESULT	SCORE
02/16	vs. Illinois-Chicago	L	9-11
02/17	vs. Illinois-Chicago	L	6-13
02/18	vs. Illinois-Chicago	W	8-2
02/20	vs. Texas A&M Corpus Christi	W	13-7
02/23	vs. Texas State	W	7-4
02/24	vs. Washington State	L	4-5
02/25	vs. #24 Kentucky	L	5-8
03/1	Texas Southern	W	11-2
03/2	Texas Southern	W	9-1 (7)
03/2	Texas Southern	W	10-3
03/3	Texas Southern	W	11-1 (7)
03/8	#3 TCU	W	3-1
03/9	#3 TCU	W	8-4
03/10	#3 TCU	L	4-13
03/12	Missouri	L	4-5 (10)
03/15	at Cincinnati	W	14-4
03/16	at Cincinnati	L	0-1
03/17	at Cincinnati	L	1-10
03/19	vs. Missouri	W	4-3 (10)
03/22	UCF	W	13-3
03/23	UCF	L	2-6
03/23	UCF	L	1-4
03/28	at BYU	W	11-1
03/29	at BYU	W	4-3
03/29	at BYU	W	8-5
04/3	at Wichita State	L	6-7
04/5	West Virginia	L	10-11
04/6	West Virginia	L	0-4
04/7	West Virginia	L	9-16
04/9	#20 Nebraska	W	13-11
04/12	Pacific	W	18-7
04/13	Pacific	W	12-3
04/14	Pacific	W	19-3 (7)
04/19	at Baylor	L	5-14
04/20	at Baylor	W	8-4
04/21	at Baylor	W	12-2 (8)
04/23	at Nebraska	W	9-4
04/26	Texas Tech	W	4-3
04/27	Texas Tech	W	11-2
04/28	Texas Tech	W	7-3
05/1	Wichita State	W	8-1
05/3	at Kansas State	L	2-3
05/4	at Kansas State	W	4-0
05/5	at Kansas State	L	2-4
05/10	Houston	L	5-13
05/11	Houston	W	11-9
05/12	Houston	W	9-6
05/16	at #25 Texas	L	4-5
05/17	at #25 Texas	L	2-3
05/18	at #25 Texas	L	7-9
BIG 12 CHAMPIONSHIP			
05/21	vs. Kansas State	W	2-1
05/23	vs. #8 Oklahoma	L	5-7
05/24	vs. TCU	W	11-10
05/24	vs. #8 Oklahoma	L	6-8

CONFERENCE TOURNAMENT

BIG EIGHT TOURNAMENT

ALL SPORTS STADIUM • OKLAHOMA CITY, OKLA.

DATE	OPPONENT	RESULT	WINNER	LOSER	SAVE
May 8, 1976	Oklahoma State	L, 1-2	Green	Slagle	--
May 9, 1976	Kansas State	L, 3-8	Tuttle	Rhodes	--
May 18, 1977	Oklahoma	L, 0-5	Nipp	Rusch	--
May 18, 1977	Kansas State	L, 6-10	Seitz	Sutcliffe	Mach
May 17, 1978	Oklahoma	L, 1-2	Nipp	Worley	--
May 18, 1978	Oklahoma State	L, 2-5	R. Evans	St. Clair	--
May 14, 1981	Oklahoma State	L, 0-5	Coplon	Clinton	--
May 15, 1981	Missouri	L, 3-15	Hinz	McIntosh	Dean
May 11, 1983	Iowa State	L, 6-7	Howard	M. Gibson	Goodman
May 12, 1983	Kansas State	W, 11-1	Phillips	Wilkerson	--
May 15, 1983	Nebraska	L, 2-3	Amaya	Coplen	--
May 20, 1993	Oklahoma	W, 4-0	Corn	Minor	--
May 21, 1993	Nebraska	W, 5-4	J. Walker	Martin	--
May 22, 1993	Oklahoma State	W, 9-8	J. Walker	Linfante	--
May 23, 1993	Oklahoma State	L, 4-6	Gaiko	Rude	--
May 23, 1993	Oklahoma State*	L, 8-9	Hogue	J. Walker	--
May 19, 1994	Iowa State	W, 10-2	Corn	Wagner	--
May 20, 1994	Nebraska (10)	L, 5-6	M. Bellows	Tittrington	--
May 21, 1994	Oklahoma State	L, 3-10	Bell	Meyer	--
May 18, 1995	Oklahoma	W, 2-1	Splitteroff	Ortiz	Keens
May 19, 1995	Nebraska	L, 5-15	Winget	Garola	--
May 20, 1995	Kansas State	L, 11-14	Novak	Barrett	J. Albrecht
May 16, 1996	Missouri	L, 16-23	Callier	Opipari	--
May 17, 1996	Kansas State	W, 14-4	Belovsky	Oiseth	--
May 18, 1996	Iowa State	L, 14-18	Whitney	Barrett	Larkin

BIG 12 BASEBALL CHAMPIONSHIP

BRICKTOWN BALLPARK • OKLAHOMA CITY, OKLA.

DATE	OPPONENT	RESULT	WINNER	LOSER	SAVE
May 21, 2003	Nebraska	L, 4-9	Marsden	Wheeler	--
May 22, 2003	Missouri	L, 3-4 (11)	Shipman	Knippschild	--
May 25, 2005	Baylor	L, 1-2 (10)	Woody	Quick	--
May 26, 2005	Texas	L, 0-9	Boone	Zagurski	--
May 24, 2006	Oklahoma	W, 7-2	Quick	Samdoval	--
May 26, 2006	Oklahoma State	W, 11-6	Smyth	Breedlove	--
May 27, 2006	Missouri	W, 4-3	D. Czyz	Wendte	--
May 28, 2006	Nebraska*	W, 9-7	N. Czyz	Klausning	D. Czyz
May 20, 2009	Kansas State	L, 4-5	Allen	Selik	--
May 21, 2009	Texas	L, 3-9	Ruffin	Walz	--
May 23, 2009	Baylor	L, 4-8	Fritsch	Ridenhour	Volz
May 26, 2010	Oklahoma	L, 2-3	Erben	Walz	--
May 28, 2010	Kansas State	L, 5-10	Hunter	Selik	Allen
May 29, 2010	Baylor	L, 3-6	Ringenberg	Poppe	Hainesfurther
May 23, 2012	Texas A&M	L, 4-10	Mengden	Duncan	--
May 24, 2012	Texas	W, 4-2	Benjamin	Curtiss	Kahana
May 25, 2012	Texas A&M	W, 5-3	Taylor	Stripling	--
May 26, 2012	Missouri	L, 2-12	Emens	Poppe	--
May 23, 2013	West Virginia	W, 7-2	Taylor	Dierdorff	--
May 24, 2013	Oklahoma State	W, 5-3	Duncan	Nurdin	Piche'
May 25, 2013	TCU	W, 4-0	Kahana	Mitchell	Piche'
May 26, 2013	Oklahoma*	L, 2-7	Evans	Duncan	Hayes
May 21, 2014	West Virginia	L, 9-10	Tezak	Morovick	Carley
May 22, 2014	Baylor	L, 3-4	Tolson	Duncan	Michalec
May 24, 2017	TCU	W, 7-3	Weiman	Wymer	--
May 25, 2017	Texas	L, 4-5	Kingham	Goddard	--
May 26, 2017	TCU	L, 0-6	Howard	Rackoski	--
May 23, 2018	Texas	W, 3-2	Goddard	Bocchi	Cyr
May 24, 2018	Baylor	L, 5-10	Kettler	Zeferjahn	--
May 25, 2018	Oklahoma	L, 2-4	Tyler	Turski	Hansen
May 22, 2019	West Virginia	L, 8-12	Kurtzhals	Barry	Meadows
May 23, 2019	Kansas State	W, 15-14 (11)	Washilewski	Littlejim	--
May 24, 2019	Texas Tech	L, 7-5	Queen	Cyr	Haveman
May 25, 2021	West Virginia	L, 7-8	Watters	Hegarty	--

*Tournament Championship Game

GLOBE LIFE FIELD • ARLINGTON, TEXAS

DATE	OPPONENT	RESULT	WINNER	LOSER	SAVE
May 24, 2023	Texas	W, 6-3	Baumgartner	Sthele	Trumper
May 25, 2023	TCU	L, 4-14 (8)	Savage	Cranton	--
May 26, 2023	Kansas State	L, 1-7	Fajardo	Ireland	--
May 21, 2024	Kansas State	W, 2-1	Cain	Neighbors	Cranton
May 23, 2024	Oklahoma	L, 5-7	Campbell	Dutton	Witherspoon
May 24, 2024	TCU	W, 11-10	Cranton	Sloan	--
May 24, 2024	Oklahoma	L, 6-8	Lambert	Moore	--

KANSAS IN CONFERENCE TOURNAMENT PLAY

BAYLOR

W	L	PCT.	FIRST MET	LAST MEETING
0	5	.000	2005	2018 – L, 5-10

IOWA STATE

W	L	PCT.	FIRST MET	LAST MEETING
1	2	.333	1983	1996 – L, 14-18

KANSAS STATE

W	L	PCT.	FIRST MET	LAST MEETING
4	6	.400	1976	2024 – W, 2-1

MISSOURI

W	L	PCT.	FIRST MET	LAST MEETING
1	4	.200	1981	2012 – L, 2-12

NEBRASKA

W	L	PCT.	FIRST MET	LAST MEETING
2	4	.333	1983	2006 – W, 9-7

OKLAHOMA

W	L	PCT.	FIRST MET	LAST MEETING
3	7	.300	1977	2024 – L, 6-8

OKLAHOMA STATE

W	L	PCT.	FIRST MET	LAST MEETING
3	6	.333	1976	2013 – W, 5-3

TCU

W	L	PCT.	FIRST MET	LAST MEETING
3	2	.600	2013	2024 – W, 11-10

TEXAS

W	L	PCT.	FIRST MET	LAST MEETING
3	3	.500	2005	2023 – W, 6-3

TEXAS A&M

W	L	PCT.	FIRST MET	LAST MEETING
1	1	.500	2012	2012 – W, 5-3

TEXAS TECH

W	L	PCT.	FIRST MET	LAST MEETING
0	1	.000	2019	2019 – L, 5-7

WEST VIRGINIA

W	L	PCT.	FIRST MET	LAST MEETING
1	3	.250	2013	2021 – L, 7-8

CONFERENCE TOURNAMENT

OFFENSIVE STATISTICS

PLAYER (YEARS)	G	AB	R	H	2B	3B	HR	RBI	SB	AVG.
Afenir, Buck (2006)	7	28	3	8	0	0	1	7	0	.286
Ahuna, Maui (2021)	1	5	3	4	0	2	1	4	0	.800
Allman, John (2005-06)	5	18	2	5	1	0	0	3	0	.278
Ashby, Lenny (2024)	4	14	1	5	2	1	0	2	0	.357
Asher, Brooks (2018-19)	3	3	0	1	1	0	0	0	0	.333
Bakula, Luke (2018)	2	5	0	0	0	0	0	0	0	.000
Bascue, Kevin (1983)	3	15	4	8	1	2	6	0	0	.533
Baty, Matt (2003, 05-06)	8	33	6	9	3	0	2	3	1	.273
Baty, Ryan (2003)	2	9	1	3	1	0	0	0	0	.333
Beck, Blair (2014)	2	1	0	0	0	0	0	0	0	.000
Berblinger, Jeff (1993)	5	21	7	9	4	0	1	2	3	.428
Berner, Matt (2006)	2	2	0	0	0	0	0	0	0	.000
Blaylock, Russ (1981)	2	7	0	0	0	0	0	0	0	.000
Boylan, Jacob (2013-14)	3	2	0	0	0	0	0	1	0	.000
Brooks, Michael (2023)	3	10	0	2	0	0	0	1	0	.200
Brunansky, Jason (2009)	1	4	0	1	0	0	0	0	0	.250
Burnham, Casey (2019)	3	12	2	2	0	0	0	1	1	.154
Byrd, Isaac (1995-96)	6	32	10	12	3	1	2	10	2	.375
Citta, Brendt (2018)	3	10	2	5	2	0	0	2	0	.500
Clinton, Kevin (1981)	2	2	0	0	0	0	0	0	0	.000
Cosentino, James (2017-19, 21)	10	34	8	8	11	2	0	1	1	.235
Cranford, Collier (2023-24)	7	28	4	7	1	0	0	3	0	.250
Dean, Mike (1996)	3	10	4	5	2	0	1	3	1	.500
Deleon, Alex (2010, 12-13)	8	24	1	5	2	0	0	2	0	.208
Demarco, Joe (1994-96)	8	32	7	10	1	1	0	5	1	.313
Denzer, Ty (2017)	1	1	0	1	0	0	0	0	0	1.000
Diggins, Chase (2024)	4	16	1	4	0	0	0	2	0	.250
Dimmick, Josh (1996)	3	14	5	6	2	0	0	6	0	.429
Ditzenberger, Dylan (2019, 21)	4	7	1	1	0	0	0	1	0	.143
Doherty, Phil (1983)	3	15	1	3	0	0	0	3	0	.200
Dreiling, Jordan (2010, 12-13)	9	28	2	5	0	1	0	2	1	.179
Dudley, Mike (2005)	1	1	0	0	0	0	0	0	0	.000
Dunlap, Travis (2005)	1	4	0	0	0	0	0	0	0	.000
Eldredge, Ka'lana (2012-14)	9	29	4	7	0	0	0	1	0	.241
Elgie, Zac (2009-10, 12)	8	21	2	4	0	0	0	2	0	.190
English, Brandon (1994-95)	6	22	4	8	4	0	0	3	0	.364
English, Jake (2023-24)	7	25	6	7	1	0	3	8	0	.280
Elvis, Cole (2023)	3	12	0	2	1	0	0	1	0	.167
Farthing, Neil (1995)	2	1	1	0	0	0	0	0	0	.000
Faunce, Nick (2009)	3	7	1	1	0	1	0	1	0	.143
Flynn, Sean (2003)	2	8	0	1	0	0	0	1	0	.125
Foyle, Devin (2017-18)	6	21	5	5	1	1	1	4	0	.238
Francis, Jon (1983)	1	0	0	0	0	0	0	0	0	.000
Frank, Nick (1996)	3	8	1	3	0	0	0	1	0	.375
Gibson, Joel (1983)	3	14	2	3	2	0	0	3	0	.214
Gile, Mark (1983)	3	16	2	6	1	0	0	1	0	.375
Gilmore, Andy (1976-77)	4	16	0	1	0	0	0	1	0	.063
Glenn, John (1983)	3	13	4	5	2	1	1	3	0	.385
Gragg, Tanner (2017-18)	5	9	1	2	1	0	1	2	0	.222
Graham, Dan (1978)	2	7	0	1	0	0	0	1	0	.143
Gray, Brian (1978, 81)	4	13	2	5	1	0	0	0	0	.385
Groshans, Jaxx (2017-19)	9	32	6	10	2	0	1	8	0	.313
Gundelfinger, Matt (1978)	2	1	0	0	0	0	0	0	0	.000
Halastik, Bob (1978)	2	1	1	0	0	0	0	0	0	.000
Hannifan, Mark (1976)	2	7	0	0	0	0	0	0	0	.000
Harris, Vic (1978)	2	5	0	1	0	0	0	0	0	.200
Hartl, Ben (2024)	4	17	4	6	0	0	1	1	0	.353
Hayes, Lance (2003)	2	5	0	1	0	0	0	1	0	.200
Headley, Justin (1994-96)	9	31	7	10	2	1	0	5	0	.323
Heaney, Jim (1983)	3	17	2	4	1	0	0	0	2	.235
Heaney, Joe (1981, 83)	5	21	2	4	0	0	0	0	1	.190
Heere, Brian (2009-10)	6	24	2	7	0	0	0	1	0	.292
Heineman, Tim (1981)	2	8	0	0	0	0	0	0	0	.000
Heinrich, Carl (1976-77)	4	15	2	3	1	0	1	2	0	.200

PLAYER (YEARS)	G	AB	R	H	2B	3B	HR	RBI	SB	AVG
Hernandez, Aaron (2014)	1	3	1	1	1	0	0	0	0	.333
Hobbs, Monty (1976-78)	6	20	1	6	0	0	0	0	0	.300
Hunt, Sam (2024)	4	0	1	0	0	0	0	0	0	---
Ice, Lee (1976-78)	6	24	0	2	0	0	0	2	0	.083
Igou, Josh (1993-95)	11	44	4	12	0	1	1	12	0	.273
Jans, Chase (2023-24)	6	10	0	2	0	0	0	1	0	.200
Jeltz, Steve (1978)	2	9	0	1	0	0	0	0	0	.111
Josenberger, Tavian (2021)	1	5	0	3	1	0	0	2	1	.600
Juday, Andy (1996)	2	7	4	4	1	0	0	2	0	.571
Karre, Rudy (2017-19)	7	14	1	3	1	0	0	0	0	.214
Kauzlarich, Jake (2003, 05)	2	2	0	0	0	0	0	0	0	.000
King, Alex (1993-95)	8	20	2	3	1	0	0	1	0	.150
Kliner, Josh (1995-96)	6	30	8	10	6	2	0	8	0	.333
Koszewski, Mike (2023-24)	7	24	6	6	0	0	0	1	1	.250
Krattli, Tom (1976)	2	5	0	1	0	0	0	0	0	.200
Kuntz, Kevin (2012-13)	8	26	4	6	1	0	0	2	0	.231
Kyriacou, David (2017)	3	10	0	0	0	0	0	0	0	.000
Land, Preston (2006)	5	14	1	2	0	0	0	0	0	.143
Leto, Luke (2023)	3	11	1	1	0	0	1	1	0	.091
Lewallen, Dick (1981, 83)	5	18	2	2	0	0	0	2	1	.111
Lichty, Tom (2019, 21)	3	7	1	4	1	0	0	2	0	.571
Lincoln, Joe (2009)	1	0	1	0	0	0	0	0	0	.000
Lisher, Brett (2009-10)	4	11	1	3	0	0	0	0	0	.273
Lytle, Casey (2009-10)	6	24	1	4	0	0	0	1	0	.167
Macias, Brandon (2010)	3	11	2	1	0	0	0	0	0	.091
Mahon, Kent (1993-94)	8	29	5	6	2	0	0	6	1	.207
Manship, Chris (2010, 12)	5	16	1	5	1	1	0	1	0	.313
Marasco, Jake (2012)	3	7	0	0	0	0	0	0	0	.000
Marlin, Monty (1978)	2	5	0	1	0	0	0	0	0	.200
Matthews, Stephen (1996)	3	5	1	1	0	0	0	0	0	.200
McDonald, Ron (1976-77)	4	13	4	6	1	0	1	3	0	.462
McLaughlin, Matt (2017)	3	12	4	4	1	1	0	2	0	.333
McKay, Connor (2013-14)	6	23	2	5	1	0	0	2	0	.217
Meadows, Ted (1994-96)	7	19	4	6	1	0	0	3	0	.316
Metcalfe, Nolan (2019)	3	15	4	6	3	0	0	4	0	.400
Metcalfe, Travis (2003)	2	9	0	4	1	0	0	0	0	.444
Messinger, Skyler (2018-19, 21)	7	29	5	10	3	0	0	3	1	.345
Milner, Gus (2005-06)	6	25	3	5	1	0	0	3	0	.200
Mirabelli, Tommy (2014)	2	1	0	0	0	0	0	1	0	.000
Monroe, Darryl (1993-94)	8	33	6	9	1	1	1	4	4	.273
Monslow, Vince (1976-77)	4	12	1	1	0	0	0	0	1	.083
Morrison, Erik (2005-06)	6	23	4	6	1	0	2	7	0	.261
Moyer, Brian (1976-77)	4	14	2	3	2	0	0	0	0	.214
Murphy, Kyle (2006)	4	0	0	0	0	0	0	0	0	.000
Narodowski, David (2009)	3	13	3	2	0	0	2	2	0	.154
Nett, John (2024)	4	12	4	3	1	0	0	2	0	.250
Neuzil, Jeff (1981)	2	9	0	2	0	0	0	2	1	.222
Niemeier, Jeff (1993)	5	20	2	4	1	0	0	4	0	.200
Oelschlager, Ron (1994)	3	11	2	3	1	0	0	0	0	.273
Parzyk, Dylan (2006)	1	0	0	0	0	0	0	0	0	.000
Pidhaichuk, Ryan (2014)	2	5	1	1	1	0	0	0	0	.200
Price, Ritchie (2003, 05-06)	8	34	3	7	1	0	0	0	0	.206
Price, Robby (2009-10)	6	22	3	9	1	1	0	1	0	.409
Price, Ryne (2005-06)	5	11	3	5	0	0	1	2	0	.455
Protacio, Justin (2013-14)	6	22	6	6	1	0	0	1	0	.273
Ramon, Juan (1981)	2	6	1	1	0	0	0	0	0	.167
Ray, Blaine (2018-19, 21)	6	8	0	1	1	0	0	0	0	.125
Reeder, Janson (2023)	3	12	2	3	0	0	1	4	0	.250
Remick, John (2017)	1	1	0	0	0	0	0	0	0	.000
Richardson, Sean (2005)	2	7	0	2	1	0	0	0	0	.286
Riley, Roger (1978, 81)	4	9	0	2	0	0	0	0	0	.222
Rude, Dan (1993-94)	8	29	3	4	1	0	0	3	2	.138
Scherzer, Pat (1976)	1	1	0	0	0	0	0	0	0	.000
Scholl, Andy (2005)	1	4	0	0	0	0	0	0	0	.000
Schweigert, Todd (1983)	1	0	0	0	0	0	0	0	0	.000

PLAYER (YEARS)	G	AB	R	H	2B	3B	HR	RBI	SB	AVG
Schweitzer, Jared (2005-06)	6	23	5	9	2	0	1	4	0	.391
Sems, Benjamin (2018-19)	6	23	3	5	1	0	0	2	1	.217
Shelley, Kent (1981)	1	2	0	0	0	0	0	0	0	.000
Shepard, Brandon (2003)	1	0	0	0	0	0	0	0	0	.000
Shinkle, Blake (2017-19)	6	6	2	0	0	0	0	0	0	.000
Shojinaga, Kodey (2023-24)	7	29	3	10	2	0	0	4	0	.345
Simpson, Brock (2005-06)	5	13	5	3	0	2	0	2	0	.231
Smith, Dakota (2012-14)	10	33	6	11	3	0	1	6	0	.333
Soult, David (1993)	2	3	0	1	0	0	0	1	0	.333
Spanish, Casey (2003)	2	6	3	2	0	0	2	2	0	.333
Spottswood, Lee (1978)	2	9	0	0	0	0	0	0	0	.000
Stanfield, James (2009-10, 12)	10	30	2	7	1	0	0	4	0	.233
Stewart, Craig (1996)	1	2	0	1	0	0	0	2	0	.500
Stickelman, Torrey (1993)	1	0	0	0	0	0	0	0	0	.000
Suiter, Michael (2012-14)	10	35	3	11	1	0	1	7	1	.314
Tarquinio, Rory (1993)	5	22	5	11	3	0	0	4	0	.500
Taylor, Owen (2017-18)	6	13	1	1	1	0	0	1	0	.077
Tharp, Tucker (2012-14)	10	30	6	14	5	0	2	9	0	.467
Thomson, Rob (1983)	3	13	1	2	0	0	0	0	0	.154
Thompson, Tony (2009-10)	6	21	4	12	4	0	1	5	0	.571
Tinsley, Michael (2014)	2	1	0	0	0	0	0	0	0	.000
Tribble, Matt (2003)	2	7	1	3	0	0	0	1	1	.429
Tulimero, Anthony (2021)	1	5	0	1	0	0	0	0	0	.200
Turney, Brian (1993-95)	6	8	2	1	1	0	0	1	2	.125
VanCleave, Conner (2019, 21)	4	5	1	1	0	0	0	0	0	.200
Van Slyke, A.J. (2005)	2	7	1	2	0	0	0	0	0	.286
Vann, Eric (1996)	2	2	1	1	0	0	0	1	0	.500
Vickers, Leon (1978)	2	7	1	3	0	1	0	0	1	.429
Vosik, Brett (2017-19)	9	33	2	6	2	0	1	8	0	.182
Wagner, James (1981)	2	4	0	0	0	0	0	0	0	.000
Wagner, Jack (2019)	3	13	4	3	2	0	0	3	0	.231
Walrond, Les (1996)	2	6	1	1	1	0	0	0	0	.167
Waters, Jimmy (2009-10)	4	14	1	3	2	0	0	2	0	.214
Watson, Jeff (1977)	2	7	0	1	0	0	0	0	0	.143
Wheeler, Kevin (2003)	2	9	0	3	0	0	0	2	0	.333
Wheeler, Marcus (2017)	2	3	0	1	0	0	0	0	0	.333
Wilhelm, Brent (1993-95)	10	43	6	11	1	1	1	5	0	.256
Wilhelm, Sparky (1996)	3	7	2	0	0	0	0	1	0	.000
Wilmes, Aaron (1996)	1	1	0	0	0	0	0	0	0	.000
Wilmot, Jack (1993-95)	4	8	1	3	0	0	0	3	0	.375
Wisdom, Ty (2024)	4	16	2	0	0	0	0	0	0	.000
Wright, Colby (2014)	2	7	0	1	0	0	0	0	0	.143
Wright, Scott (1977)	4	11	0	2	2	0	0	2	0	.182
Wuycheck, John (1993)	5	20	5	5	2	1	0	2	0	.250
Zunica, Mateo (2018)	3	7	0	0	0	0	0	0	0	.000

PITCHING STATISTICS

PITCHER (YEARS)	G	GS	W-L	ERA	SV	CG	IP	H	R	ER	BB/K
Ackley, Chris (1981)	2	0	0-0	0.00	0	0	1.1	1	0	0	0/0
Allinder, Rob (1976)	1	0	0-0	7.71	0	0	2.1	4	2	2	2/1
Andrews, Steven (2023)	1	0	0-0	40.50	0	0	0.2	3	3	3	1/0
Baird, Clay (1995-96)	2	1	0-1	13.50	0	0	2.0	9	8	3	1/3
Barrett, Casey (1995-96)	3	0	0-2	13.50	0	0	5.1	10	9	8	3/1
Barry, Nathan (2019, 21)	3	1	0-1	37.80	0	0	1.2	10	8	7	1/1
Baumgartner, Collin (2023)	1	1	1-0	1.50	0	0	6.0	6	2	1	1/5
Belovsky, Josh (1996)	1	1	1-0	3.00	0	1	9.0	12	4	3	2/1
Benjamin, Wes (2012-13)	2	2	1-0	3.09	0	0	11.2	11	4	4	9/8
Bisho, Kahl (2019)	1	0	0-0	0.00	0	0	0.0	1	0	0	0/0
Blankenship, Travis (2009-10)	5	0	0-0	0.00	0	0	3.2	1	0	0	0/3
Bochy, Brett (2009)	2	0	0-0	0.00	0	0	2.1	1	0	0	0/2
Bollman, Brett (2009)	2	0	0-0	2.70	0	0	3.1	3	1	1	2/0
Bradford, Ethan (2023)	1	0	0-0	13.50	0	0	2.0	3	3	3	1/0
Brasosky, Gavin (2023-24)	2	0	0-0	16.20	0	0	1.2	5	3	3	2/1
Burk, Kevin (2009)	1	0	0-0	0.00	0	0	0.1	1	0	0	1/0
Cain, Tegan (2024)	3	0	1-0	7.36	0	0	3.2	4	3	3	2/5
Cashero, Hunter (2023)	1	1	0-0	16.20	0	0	1.2	6	3	3	0/0
Christiansen, Clay (1977)	1	0	0-0	18.00	0	0	1.0	1	2	2	2/1
Clinton, Kevin (1981)	1	1	0-0	3.86	0	0	7.0	9	5	3	6/5

PITCHER (YEARS)	G	GS	W-L	ERA	SV	CG	IP	H	R	ER	BB/K
Coplen, Dennis (1981, 83)	3	1	0-1	4.15	0	0	8.2	9	5	4	4/6
Corley, Tyson (2005)	1	0	0-0	3.86	0	0	2.1	2	1	1	1/0
Corn, Chris (1993-94)	3	2	2-0	1.59	0	2	22.2	9	4	4	7/13
Cranton, Hunter (2023-24)	3	0	1-1	4.15	1	0	4.1	6	2	2	0/5
Cyr, Ryan (2018-19, 21)	5	1	0-1	5.84	1	0	12.1	17	8	8	3/5
Cyz, Don (2005-06)	6	0	1-0	1.35	1	0	6.2	6	1	1	1/8
Cyz, Nick (2006)	1	1	1-0	3.38	0	0	5.1	3	2	2	4/3
Davis, Tyler (2018)	2	0	0-0	0.00	0	0	2.0	0	0	0	1/1
Dougan, Kolby (2023-24)	2	0	0-0	6.00	0	0	3.0	4	4	2	4/4
Duncan, Frank (2012-14)	4	3	1-3	7.64	0	0	17.2	22	16	15	5/17
Dutton, Reese (2024)	1	1	0-1	6.75	0	0	5.1	9	5	4	1/6
Easley, J'Briell (2024)	1	1	0-0	5.79	0	0	4.2	6	3	3	1/11
Fairchild, Ricky (2006)	1	1	0-0	2.70	0	0	6.2	5	2	2	0/5
Freese, Hunter (2019)	1	0	0-0	9.00	0	0	1.0	2	1	1	0/0
Garola, Robert (1994-95)	2	1	0-1	32.34	0	0	1.2	5	6	6	3/0
Gibson, Matt (1983)	1	0	0-1	27.00	0	0	0.1	2	3	1	0/1
Goddard, Jackson (2017-18)	2	2	1-1	3.00	0	0	12.0	10	6	4	5/13
Goldsberry, Blake (2017, 2019)	4	0	0-0	2.57	0	0	7.0	4	2	2	1/5
Greene, Mike (1993)	1	0	0-0	0.00	0	0	0.2	0	0	0	0/1
Hall, Shaeffer (2009)	1	1	0-0	5.06	0	0	5.1	6	3	3	0/5
Hegarty, Daniel (2018-19, 21)	4	0	0-1	11.25	0	0	4.0	7	5	5	1/2
Heaney, John (1983)	1	1	0-0	2.25	0	0	8.0	8	2	2	3/2
Hewlett, Stone (2023)	2	0	0-0	0.00	0	0	2.2	2	1	0	0/2
Ireland, Sam (2023)	1	1	0-1	9.00	0	0	3.0	3	3	3	2/4
Jakubov, Jordan (2012)	2	0	0-0	4.50	0	0	4.0	6	3	2	0/0
Kahana, Robert (2012-13)	3	1	1-0	4.66	1	0	9.2	9	0	5	6/6
Kaplan, Chase (2017)	1	0	0-0	0.00	0	0	2.2	3	0	0	2/3
Keens, Robert (1995)	2	0	0-0	4.50	1	0	4.0	5	5	2	2/6
Kerschen, Kevin (1976-77)	5	0	0-0	2.57	0	0	7.0	7	2	2	0/0
Knippschild, Ryan (2003)	2	0	0-1	0.00	0	0	7.0	6	2	0	0/4
Kohorst, Matt (2012)	1	0	0-0	81.00	0	0	0.1	2	3	3	1/0
Land, Sean (2005-06)	2	1	0-0	3.86	0	0	7.0	4	3	3	3/7
Lanthier, Ethan (2024)	2	0	0-0	7.71	0	0	2.1	4	2	2	3/3
Larsen, Cole (2021)	1	1	0-0	11.25	0	0	4.0	7	5	5	1/3
Leban, Zack (2017)	1	0	0-0	4.91	0	0	3.2	2	2	2	1/5
Lohr, Duke (1983)	1	0	0-0	0.00	0	0	0.0	0	0	0	1/0
Love, Mike (1976)	1	0	0-0	27.00	0	0	0.2	1	2	2	4/0
Lyons, Tim (1995)	1	0	0-0	6.75	0	0	4.0	4	4	3	2/2
Marciel, Wally (2010)	1	0	0-0	10.12	0	0	2.2	3	3	3	1/2
Meyer, Dave (1993-94)	2	2	1-0	10.38	0	0	8.2	17	10	10	8/5
Moore, Cooper (2024)	4	0	0-1	4.15	0	0	4.1	7	2	2	1/5
Morovick, Drew (2013)	3	0	0-1	40.51	0	0	1.1	6	6	6	1/0
Murray, Colton (2009-10)	3	0	0-0	6.75	0	0	1.1	3	1	1	2/0
Mustain, Junior (2013)	1	0	0-0	0.00	0	0	0.0	0	0	0	1/0
Opipari, Mario (1996)	1	1	0-1	34.71	0	0	2.1	8	11	9	3/3
Phillips, Jim (1983)	2	1	1-0	0.69	0	1	13.0	8	1	1	4/3
Piche', Jordan (2013)	5	1	0-0	2.19	2	0	12.1	12	5	3	2/17
Ponticelli, Brandon (2018)	1	0	0-0	0.00	0	0	2.0	0	0	0	0/1
Poppe, Tanner (2010, 12-13)	3	2	0-2	6.23	0	0	13.0	14	10	9	11/7
Pruett, Matt (1996)	2	0	0-0	18.00	0	0	1.0	1	2	2	1/1
Quick, Kodiak (2005-06)	3	2	1-1	3.06	0	0	17.2	18	6	6	2/14
Rackoski, Sean (2017)	1	1	0-1	81.00	0	0	0.1	2	4	3	3/1
Ralston, Ryan (2019)	1	0	0-0	27.00	0	0	1.0	2	3	3	2/0
Rhodes, Brian (1976-77)	2	1	0-1	11.12	0	0	5.2	10	7	7	1/3
Ridenhour, Lee (2009)	1	1	0-1	27.00	0	0	1.0	4	3	3	0/1
Rude, Dan (1993-94)	1	0	0-1	9.00	0	0	3.0	4	3	3	5/3
Rusch, David (1977)	1	1	0-1	5.87	0	0	7.2	12	5	5	5/1
St. Clair, Dan (1978)	1	1	0-1	6.35	0	0	5.2	5	4	4	4/4
Schreiber, Jason (1994)	2	0	0-0	0.00	0	0	1.1	3	0	0	0/2
Selik, Cameron (2009-10)	3	1	0-2	11.42	0	0	8.2	16	12	11	2/7
Shaw, Evan (2024)	1	1	0-0	1.80	0	0	5.0	4	1	1	4/6
Slagle, Roger (1976)	1	1	0-1	0.00	0	1	8.0	4	2	0	5/10
Smart, Chris (2003)	1	1	0-0	3.86	0	0	7.0	8	3	3	1/2
Smyth, Paul (2006)	4	0	1-0	7.50	0	0	6.0	11	7	5	1/3
Sotomayor, Gabriel (2018)	1	0	0-0	0.							

PITCHER (YEARS)	G	GS	W-L	ERA	SV	CG	IP	H	R	ER	BB/K
Sutcliffe, Terry (1977-78)	2	1	0-1	4.22	0	0	10.2	11	5	5	6/7
Taylor, Thomas (2010, 12-13)	3	2	2-0	2.84	0	1	19.0	13	6	6	5/15
Tittington, Scott (1993-94)	3	0	0-1	6.00	0	0	3.0	4	3	2	2/0
Toalson, Colin (2012)	1	0	0-0	0.00	0	0	1.1	0	0	0	1/0
Trumper, Thaniel (2023)	2	0	0-0	8.10	1	0	3.1	4	3	3	1/4
Turski, Taylor (2017-18)	2	2	0-1	4.85	0	0	13.0	8	7	7	2/13
Ulane, Jonah (2018-19, 21)	3	0	0-0	2.08	0	0	4.1	5	4	1	5/4
VanCleave, Conner (2018)	1	0	0-0	0.00	0	0	0.2	0	0	0	2/0
Van Gilder, Ryan (1995)	1	0	0-0	18.00	0	0	2.0	3	4	4	3/1
Villines, Stephen (2014, 17)	4	0	0-0	1.69	0	0	5.1	4	1	1	0/3
Voegelé, Dominic (2024)	1	1	0-0	12.60	0	0	5.0	7	7	7	0/6
Walker, Jimmy (1993)	3	0	2-1	6.23	0	0	8.2	15	6	6	1/6
Walz, T.J. (2009-10)	2	2	0-2	7.43	0	1	13.1	13	11	11	6/11
Washilewski, Steve (2019)	1	0	1-0	0.00	0	0	0.2	0	0	0	0/1
Weiman, Blake (2017)	1	0	1-0	5.40	0	0	1.2	1	1	1	0/2
Wheeler, Kevin (2003)	1	1	0-1	14.40	0	0	5.0	14	8	8	1/0
Williams, Chris (1996)	1	0	0-0	15.43	0	0	2.1	8	7	4	1/2
Williams, Linus (1995-96)	2	1	0-0	7.04	0	0	7.2	9	9	6	8/7
Wingerd, Josh (1996)	1	0	0-0	6.75	0	0	2.2	4	5	2	0/3
Worley, Galen (1978)	1	0	0-1	4.50	0	0	2.0	1	1	1	2/0
Zagurski, Mike (2005)	1	1	0-1	19.60	0	0	3.2	11	8	8	2/2
Zeferjahn, Ryan (2017-19)	3	2	0-1	14.27	0	0	8.2	13	15	13	7/9

BIG 12 CHAMPIONSHIP GAME RECORDS

INDIVIDUAL RECORDS

CATEGORY	NO.	PLAYER VS. OPPONENT, DATE
AB	6 (7x)	Last: Skyler Messinger vs. Kansas State, May 23, 2019
R	3 (4x)	Last: John Nett vs. TCU, May 24, 2024
H	4 (4x)	Last: Kodey Shojinaga vs. Oklahoma, May 24, 2024
RBIs	4 (4x)	Last: Janson Reeder vs. Texas, May 24, 2023
2B	3	Tucker Tharp vs. West Virginia, May 21, 2014
3B	2	Last: Maui Ahuna vs. West Virginia, May 25, 2021
HR	2	Erik Morrison vs. Oklahoma State, May 26, 2006 Casey Spanish vs. Nebraska, May 21, 2003
SB	1 (10x)	Last: Mike Koszewski vs. Texas, May 24, 2023
BB	3	John Nett vs. TCU, May 24, 2024 Owen Taylor vs. #12 Texas, May 23, 2018
SO	4	Gus Milner vs. Nebraska, May 28, 2006
HBP	1 (28x)	Last: Lenny Ashby vs. Oklahoma, May 24, 2024
TB	11	Last: Maui Ahuna vs. West Virginia, May 25, 2021
IP	9.0	Thomas Taylor vs. Texas A&M, May 25, 2012 Kodiak Quick vs. Baylor, May 25, 2005
Most Hits	14	Kevin Wheeler vs. Nebraska, May 21, 2003
Fewest Hits	3	Nick Czyz vs. Nebraska, May 28, 2006 (5.1 IP)
ER Allowed	8	Ryan Zeferjahn vs. Kansas State, May 23, 2019 T.J. Walz vs. Texas, May 21, 2009 Mike Zagurski vs. Texas, May 26, 2005
Most BB	6	Wes Benjamin vs. Oklahoma State, May 24, 2013
Most SO	11	J'Briell Easley vs. Oklahoma, May 24, 2024 Jordan Piche' vs. West Virginia, May 21, 2014
PO	15	Jake English vs. Oklahoma, May 24, 2024
A	7	Ritchie Price vs. Nebraska, May 21, 2003
E	3	Blaine Ray vs. Kansas State, May 23, 2019

TEAM RECORDS

CATEGORY	NO.	OPPONENT, DATE
AB	50	vs. Kansas State, May 23, 2019
R	15	vs. Kansas State, May 23, 2019
H	20	vs. Kansas State, May 23, 2019
RBIs	13	vs. Kansas State, May 23, 2019
2B	10	vs. Kansas State, May 23, 2019
3B	2	vs. Oklahoma, May 25, 2018 vs. Oklahoma, May 25, 2018
HR	3	vs. Oklahoma State, May 26, 2006
BB	8	vs. West Virginia, May 21, 2014 vs. TCU, May 24, 2024
SO	13	vs. Oklahoma, May 24, 2024
Pitchers Used	7	vs. West Virginia, May 22, 2019 vs. Baylor, May 28, 2009
Most Hits	18	vs. Nebraska, May 21, 2003
Fewest Hits	4	vs. #12 Texas, May 23, 2018 vs. Oklahoma, May 26, 2010
Most Runs	14	vs. Kansas State, May 23, 2019
Fewest Runs	0	vs. TCU, May 25, 2013
Most BB	9	vs. Oklahoma State, May 24, 2013
Most SO	15	vs. Oklahoma, May 24, 2024

NCAA TOURNAMENT

NCAA REGIONALS

1993 • LINDSAY NELSON STADIUM • KNOXVILLE, TENN.

DATE	OPPONENT	RESULT	WINNER	LOSER	SAVE
May 28	vs. Fresno State	L, 4-7	Salazar	Corn	--
May 29	at Tennessee	W, 3-2	Splittorff	Freeman	Walker
May 30	vs. Rutgers	W, 8-2	Soult	Cochrane	--
May 31	vs. Clemson	W, 9-1	Meyer	Holtz	--
May 31	vs. Fresno State*	W, 3-2 (10)	Walker	Salazar	--

1994 • DICK HOWSER STADIUM • TALLAHASSEE, FLA.

DATE	OPPONENT	RESULT	WINNER	LOSER	SAVE
May 26	vs. Jacksonville	L, 2-7	Guerra	Corn	--
May 27	vs. Ohio State	W, 20-6	Splittorff	Granata	--
May 28	vs. BYU	L, 3-8	Gatten	Meyer	Jamie

2006 • GOSS STADIUM • CORVALLIS, ORE.

DATE	OPPONENT	RESULT	WINNER	LOSER	SAVE
June 2	vs. Hawaii	W, 9-6	McNamara	Daly	Czyz
June 3	at Oregon State	L, 3-11	Nickerson	Land	--
June 4	vs. Hawaii	L, 5-9	Fisherbaugh	McNamara	--

2009 • BOSHAMER STADIUM • CHAPEL HILL, N.C.

DATE	OPPONENT	RESULT	WINNER	LOSER	SAVE
May 29	vs. Coastal Carolina	L, 3-11	McCully	Walz	--
May 30	vs. Dartmouth	W, 16-0	Hall	Hendricks	--
May 31	vs. Coastal Carolina	W, 5-1	Selik	Gagg	--
May 31	at North Carolina	L, 1-12	Warren	Blankenship	--

2014 • JIM PATTERSON STADIUM • LOUISVILLE, KY.

DATE	OPPONENT	RESULT	WINNER	LOSER	SAVE
May 30	vs. Kentucky	W, 10-6	Morovick	Shepherd	--
May 31	at Louisville	L, 3-6	Kidston	Duncan	Burdi
June 1	vs. Kentucky	L, 6-8	Brown	Kahana	Jack

COLLEGE WORLD SERIES

1993 • ROSENBLATT STADIUM • OMAHA, NEB.

DATE	OPPONENT	RESULT	WINNER	LOSER	SAVE
June 4	vs. Texas A&M	L, 1-5	Granger	Corn	--
June 6	vs. Long Beach State	L, 1-6	Fontana	Splittorff	--

NCAA TOURNAMENT OPPONENTS

OPPONENT (LAST MEETING)	W-L
BYU (1994)	0-1
Clemson (1993)	1-0
Coastal Carolina (2009)	1-1
Dartmouth (2009)	1-0
Fresno State (1993)	1-1
Hawaii (2006)	1-1
Jacksonville (1994)	0-1
Kentucky (2014)	1-1
Long Beach State (1993)	0-1
Louisville (2014)	0-1
North Carolina (2009)	0-1
Ohio State (1994)	1-0
Oregon State (2006)	0-1
Rutgers (1993)	1-0
Tennessee (1993)	1-0
Texas A&M (1993)	0-1

KANSAS IN THE NCAA TOURNAMENT

NCAA Regional Appearances	5
NCAA Regional Titles	1
NCAA Regional Record	9-9
College World Series Appearances	1
College World Series Record	0-2

OFFENSIVE STATISTICS

PLAYER (YEARS)	G	AB	R	H	2B	3B	HR	RBI	SB	AVG.
Afenir, Buck (2006, 2009)	7	23	5	7	1	0	2	4	0	.304
Afenir, Joven (2014)	2	7	1	3	0	0	0	0	1	.429
Allman John (2006)	3	13	0	4	0	0	0	2	0	.308
Baty, Matt (2006)	3	13	2	4	2	0	0	1	0	.308
Beck, Blair (2014)	2	4	0	0	0	0	0	0	0	.000
Benninghoff, Joel (1993)	1	2	0	0	0	0	0	0	0	.000
Berblinger, Jeff (1993)	7	33	4	12	4	2	0	4	3	.364
Boylan, Jacob (2014)	3	6	2	1	1	0	0	2	0	.167
Brunansky, Jason (2009)	3	7	0	2	0	0	0	1	0	.286
DeMarco, Joe (1994)	1	4	0	0	0	0	0	0	0	.000
Eldredge, Ka'iana (2014)	3	11	1	2	0	0	1	2	0	.182
Elgie, Zac (2009)	3	11	2	4	0	0	1	6	0	.364
Ellrich, Justin (2006)	1	0	0	0	0	0	0	0	0	.000
English, Brandon (1994)	2	7	2	2	1	0	0	1	0	.286
Farthing, M.J. (2014)	1	0	0	0	0	0	0	0	0	.000
Fauce, Nick (2006, 2009)	6	14	3	0	0	0	0	0	0	.000
Hardesty, Clint (1994)	1	1	0	0	0	0	0	1	0	.000
Headley, Justin (1994)	1	1	0	1	0	0	0	0	0	1.000
Heere, Brian (2009)	4	16	2	6	1	1	0	3	0	.375
Hernandez, Aaron (2014)	1	1	0	0	0	0	0	0	0	.000
Igou, Josh (1993-94)	10	28	6	8	1	0	4	7	0	.286
King, Alex (1993-94)	2	2	0	0	0	0	0	0	0	.000
Land, Preston (2006, 2009)	6	8	0	2	0	0	0	0	0	.250
Lincoln, Joe (2009)	1	2	0	1	0	0	0	0	0	.500
Lisher, Brett (2009)	3	4	1	1	1	0	0	0	0	.250
Lytle, Casey (2009)	3	9	1	2	0	0	0	0	0	.222
Mahon, Kent (1993-94)	7	15	3	3	0	0	0	0	0	.200
McKay, Connor (2014)	3	13	1	4	0	0	0	1	0	.308
Meadows, Ted (1994)	2	4	3	3	0	0	1	4	0	.750
Milner, Gus (2006)	3	12	1	3	1	0	0	2	0	.250
Mirabelli, Tommy (2014)	3	9	1	2	0	1	0	1	0	.222
Monroe, Darryl (1993-94)	10	43	4	11	0	0	2	11	3	.207
Morrison, Erik (2006)	3	13	1	2	0	0	1	3	0	.154
Murphy, Kyle (2006)	1	0	0	0	0	0	0	0	0	.000
Narodowski, David (2009)	4	14	5	7	0	0	3	5	0	.500
Niemeier, Jeff (1993)	2	8	1	3	0	0	1	1	0	.375
Oelschlager, Ron (1994)	3	13	2	3	2	0	0	3	0	.231
Parzyk, Dylan (2006)	2	0	0	0	0	0	0	0	0	.000
Pidhaichuk, Ryan (2014)	3	1	0	0	0	0	0	0	0	.000
Price, Ritchie (2006)	3	13	4	3	0	0	0	0	0	.231
Price, Robby (2009)	4	14	3	3	1	1	0	0	0	.214
Price, Ryne (2006)	3	11	2	3	0	0	2	2	0	.273
Protacio, Justin (2014)	3	10	4	2	0	0	0	2	0	.200
Rude, Dan (1993-94)	10	36	8	7	1	0	0	5	2	.194
Schweitzer, Jared (2006)	3	12	4	7	1	1	2	4	0	.583
Simpson, Brock (2006)	3	10	1	2	0	0	1	1	0	.200
Smith, Dakota (2014)	2	1	1	1	1	0	0	1	0	1.000
Soult, David (1993)	2	0	0	0	0	0	0	0	0	.000
Stanfield, James (2009)	3	12	0	1	0	0	0	2	0	.083
Stickelman, Torrey (1993)	1	0	0	0	0	0	0	0	0	.000
Suiter, Michael (2014)	3	13	2	3	0	0	0	2	0	.231
Tarquino, Rory (1993)	7	21	3	2	0	0	0	1	0	.095
Tharp, Tucker (2014)	3	13	3	5	1	0	0	3	1	.385
Thompson, Tony (2009)	4	17	5	10	2	0	2	4	0	.588
Tinsley, Michael (2014)	1	5	1	2	0	0	0	0	0	.400
Turney, Brian (1993-94)	9	24	3	7	0	0	2	5	2	.292
Waters, Jimmy (2009)	2	2	0	0	0	0	0	0	0	.000



Wilhelm, Brent (1993-94)	10	37	11	14	6	0	0	3	5	.378
Wilmot, Jack (1993-94)	7	18	1	5	1	0	0	1	0	.278
Wright, Colby (2014)	3	9	2	2	1	0	0	1	0	.222
Wuycheck, John (1993)	7	27	3	4	1	0	0	2	0	.148

PITCHING STATISTICS

PITCHER (YEARS)	G	GS	W-L	ERA	SV	CG	IP	H	R	ER	BB/K
Blankenship, Travis (2009)	2	1	0-1	18.00	0	0	3.0	5	6	6	1/3
Bochy, Brett (2009)	2	0	0-0	0.00	0	0	3.1	1	0	0	0/2
Bollman, Brett (2009)	2	0	0-0	9.64	0	0	4.2	12	6	5	1/3
Burk, Kevin (2009)	1	0	0-0	13.50	0	0	0.2	1	1	1	0/0
Corn, Chris (1993-94)	3	3	0-3	7.71	0	0	18.2	26	16	16	7/10
Czyz, Don (2006)	2	0	0-0	0.00	1	0	2.1	1	1	0	1/1
Duncan, Frank (2014)	1	1	0-1	4.00	0	1	9.0	11	6	4	1/2
Fairchild, Ricky (2006)	1	1	0-0	15.00	0	0	3.0	7	5	5	2/0
Hall, Shaeffer (2009)	1	1	1-0	0.00	0	1	9.0	5	0	0	0/6
Hander, Jon (2014)	1	0	0-0	0.00	0	0	.2	2	0	0	1/0
Hayakawa, Ryotaro (2006)	1	0	0-0	0.00	0	0	1.0	1	0	0	0/0
Kahana, Robert (2014)	1	1	0-1	12.00	0	0	3.0	5	5	4	2/1
Land, Sean (2006)	1	1	0-1	21.60	0	0	3.1	7	9	8	2/2
Marks, Andy (2006)	1	0	0-0	4.91	0	0	3.2	3	2	2	3/0
McNamara, Brendan (2006)	2	0	1-1	4.50	0	0	4.0	3	2	2	0/5
Meyer, David (1993-94)	3	2	1-1	2.51	0	1	14.1	12	7	4	5/5
Morovick, Drew (2014)	2	0	1-0	4.26	0	0	6.1	5	3	3	2/1
Murray, Colton (2009)	2	0	0-0	4.50	0	0	2.0	5	1	1	0/3
Piche', Jordan (2014)	1	1	0-0	11.25	0	0	4.0	7	6	5	2/4
Quick, Kodiak (2006)	1	1	0-0	9.00	0	0	5.0	7	5	5	5/2
Schreiber, Jason (1994)	2	0	0-0	3.86	0	0	4.2	3	3	2	4/2
Selik, Cameron (2009)	1	1	1-0	1.35	0	0	6.2	3	1	1	2/0
Smyth, Paul (2006-09)	3	0	0-0	7.94	0	0	5.2	7	5	5	4/3
Soult, David (1993)	2	1	1-0	1.93	0	1	9.1	8	3	2	0/6
Splittorff, Jamie (1993)	3	3	2-1	1.93	0	1	23.0	20	11	9	8/11
Stewart, Tom (1993)	1	0	0-0	0.00	0	0	0.2	1	0	0	1/0
Tittrington, Scott (1994)	1	0	0-0	0.00	0	0	2.1	3	1	0	0/3
Villines, Stephen (2014)	2	0	0-0	0.00	0	0	4.0	1	0	0	2/1
Walker, Jimmy (1993)	4	1	1-0	2.65	1	1	17.0	17	5	5	3/19
Walz, T.J. (2009)	1	1	0-1	20.25	0	0	2.2	5	6	6	5/2

NCAA TOURNAMENT GAME RECORDS

INDIVIDUAL RECORDS

CATEGORY	NO.	PLAYER VS. OPPONENT, DATE
At-Bats	6	Robby Price vs. Dartmouth, May 30, 2009 Darryl Monroe vs. Ohio State, May 27, 1994 Brent Wilhelm vs. Ohio State, May 27, 1994 Jeff Berblinger vs. Rutgers, May 30, 1993
Hits	4	Tony Thompson vs. Coastal Carolina, May 31, 2009 Jared Schweitzer vs. Hawaii, June 2, 2006 Darryl Monroe vs. Ohio State, May 27, 1994 Brent Wilhelm vs. Ohio State, May 27, 1994 Jeff Berblinger vs. Rutgers, May 30, 1993
Runs	4	Buck Afenir vs. Dartmouth, May 30, 2009
RBI's	6	Zac Elgie vs. Dartmouth, May 30, 2009
Doubles	2	Brent Wilhelm vs. Ohio State, May 27, 1994 Jeff Berblinger vs. Rutgers, May 30, 1993
Triples	1	Tommy Mirabelli vs. Kentucky, May 30, 2014 Robby Price vs. North Carolina, May 31, 2009 Brian Heere vs. Dartmouth, May 30, 2009 Jared Schweitzer vs. Hawaii, June 2, 2006 Jeff Berblinger vs. Fresno State, May 31, 1993 Jeff Berblinger vs. Clemson, May 31, 1993
Home Runs	2	Robby Price vs. North Carolina, May 31, 2009 Josh Igou vs. Ohio State, May 27, 1994
Stolen Bases	2	Dan Rude vs. Rutgers, May 30, 1993
Walks	3	Robby Price vs. Coastal Carolina, May 31, 2009 Jack Wilmot vs. Fresno State, May 31, 1993
Strikeouts	3	Joven Afenir vs. Louisville, May 31, 2014 Buck Afenir vs. North Carolina, May 31, 2009 Gus Milner vs. Oregon State, June 3, 2006 Ron Oelschlager vs. Ohio State, May 27, 1994 John Wuycheck vs. Texas A&M, June 4, 1993
Hit By Pitch	1 (17x)	Last: Colby Wright vs. Kentucky, June 1, 2014 Tucker Tharp vs. Kentucky, June 1, 2014
Total Bases	10	Jared Schweitzer vs. Hawaii, June 2, 2006
Innings Pitched	10.0	Jimmy Walker vs. Fresno State, May 31, 1993
Most Hits	12	Jamie Splittorff vs. Ohio State, May 27, 1994 Chris Corn vs. Jacksonville, May 26, 1994
Fewest Hits (Start)	3	Cameron Selik vs. Coastal Carolina, May 31, 2009
Fewest Runs (Start)	0	Shaeffer Hall vs. Dartmouth, May 30, 2009
Most Runs	8	Sean Land vs. Oregon State, June 3, 2006
Most Walks	5	T.J. Walz vs. Coastal Carolina, May 29, 2009 Kodiak Quick vs. Hawaii, June 2, 2006 Chris Corn vs. Fresno State, May 28, 1993
Fewest Walks (Start)	0	Shaeffer Hall vs. Dartmouth, May 30, 2009 (9 IP) Chris Corn vs. Jacksonville, May 26, 1994 (7 IP) David Soult vs. Rutgers, May 30, 1993 (9 IP) Jamie Splittorff vs. Tennessee, May 29, 1993 (8.1 IP)
Most Strikeouts	15	Jimmy Walker vs. Fresno State, May 31, 1993
Most Putouts	19	John Wuycheck vs. Rutgers, May 30, 1993
Most Assists	8	David Narodowski vs. Coastal Carolina, May 31, 2009
Most Errors	2	John Wuycheck vs. Long Beach State, June 6, 1993

TEAM RECORDS

CATEGORY	NO.	OPPONENT, DATE
At-Bats	44	vs. Dartmouth, May 30, 2009 vs. Ohio State, May 27, 1994
Hits	19	vs. Ohio State, May 27, 1994
Runs (Inning)	8 (5th)	vs. Ohio State, May 27, 1994
Runs (Game)	20	vs. Ohio State, May 27, 1994
RBI's	18	vs. Ohio State, May 27, 1994
Singles	11	vs. Dartmouth, May 30, 2009
Doubles	4	vs. BYU, May 28, 1994 vs. Ohio State, May 27, 1994
Triples	1 (6x)	Last: vs. Kentucky, May 30, 2014
Home Runs	5	vs. Ohio State, May 27, 1994
Stolen Bases	4	vs. BYU, May 28, 1994
Walks	10	vs. Coastal Carolina, May 31, 2009
Strikeouts	10	vs. North Carolina, May 31, 2009
Left on Base	16	vs. Coastal Carolina, May 31, 2009
Hit By Pitch	3	vs. Dartmouth, May 30, 2009
Hit Into Double Plays	3	vs. Hawaii, June 4, 2006
Innings Pitched	10.0	vs. Fresno State, May 31, 1993
Pitchers Used	6	vs. Coastal Carolina, May 29, 2009
Hits Allowed	16	vs. North Carolina, May 31, 2009
Runs Allowed (Inn.)	7 (3rd)	vs. North Carolina, May 31, 2009 vs. Oregon State, June 3, 2006
Runs Allowed (Game)	12	vs. North Carolina, May 31, 2009
Earned Runs Allowed	12	vs. North Carolina, May 31, 2009
Home Runs Allowed	2 (5x)	Last: vs. North Carolina, May 31, 2009
Walks Allowed	6	vs. Hawaii, June 2, 2006
Strikeouts	15	vs. Fresno State, May 31, 1993
Wild Pitches	4	vs. Hawaii, June 2, 2006
Hit Batsmen	5	vs. Coastal Carolina, May 29, 2009
Errors	4	vs. Long Beach State, June 6, 1993
Assists	20	vs. Rutgers, May 30, 1993
Double Plays Turned	3	vs. Coastal Carolina, May 29, 2009
Stolen Bases Against	4	vs. Long Beach State, June 6, 1993

POSTSEASON HISTORY

1993 AT A GLANCE

Led by All-Americans Jeff Berblinger, Jeff Niemeier and Jimmy Walker, the Jayhawks rebounded from an opening round loss to Fresno State in the Mideast Regional to advance to the College World Series for the first time in school history.

Facing an early exit, KU squared off with host Tennessee in its second game. Freshman Jamie Splittorff pitched 8 1/3 innings of four-hit baseball to earn a 3-2 win. Pitching and a powerful offense proved to be the difference as KU ran through the Losers' Bracket, eliminating Rutgers (8-2) and Clemson (9-1) to set up a rematch with Fresno State and a trip to the College World Series on the line.

Forced with a dilemma of having four starting pitchers who had all thrown deep in the previous games, head coach Dave Bingham turned to the man he had turned to all season when the Jayhawks needed to get outs, senior relief pitcher Jimmy Walker.

Walker had started just three games prior to the Mideast Regional Championship. Walker went toe-to-toe with Bulldog hurlers Scott Soderstrom and Mike Salazar in a classic pitcher's dual.

KU trailed 2-1 with one out in the ninth when Berblinger tripled. One out later, Josh Igou beat out an infield single to score Berblinger and send the game to extra innings.

The Jayhawks scored the winning run in the 10th on Darryl Monroe's RBI ground ball deep in the hole at short.

KU entered the 1993 College World Series with a 45-16 record before losing two hard-fought contests to Texas A&M and Long Beach State. Louisiana State ended up winning the national championship with an 8-0 win over Wichita State in the final game.

KU ended its magnificent campaign with a 45-18 record, best in school history. The NCAA bid was the first ever for the program, and Kansas became just the second team to advance to the College World Series in its first trip to the NCAAAs.

"This is what we set out for when we came in," senior pitcher David Soult said. "We set the standard for future players to build on."

1993 MIDEAST REGIONAL

LINDSAY NELSON STADIUM • KNOXVILLE, TENN.

FRESNO STATE 7, KANSAS 4

	1	2	3	4	5	6	7	8	9	R	H	E
Fresno State	0	0	2	0	0	5	0	0	0	7	7	5
Kansas	1	0	0	1	2	0	0	0	0	4	8	1

W: Salazar (13-2), **L:** Corn (9-3); **E:** FSU- Greene, Johnson 2, Minor 2, KU- Wilhelm; **DP:** FSU- 2, KU-1; **LOB:** FSU- 5, KU-9; **2B:** FSU- Fjelstad, KU- Berblinger; **3B:** FSU- Johnson; **HR:** KU- Igou; **SB:** FSU- Greene, KU- Wilhelm; **SH:** KU- Wuycheck.

KANSAS 3, TENNESSEE 2

	1	2	3	4	5	6	7	8	9	R	H	E
Tennessee	0	1	0	0	0	0	0	0	1	2	4	1
Kansas	0	0	0	3	0	0	0	0	x	3	6	0

W: Splittorff (7-1), **L:** Freeman (12-2), **S:** Walker (11); **E:** UT- Northmeier; **DP:** KU-1; **LOB:** UT 3, KU-2; **2B:** KU- Berblinger, Wuycheck; **3B:** UT- Carr; **HR:** UT- Foster; **SB:** UT- Foster, Parker, KU- Monroe; **CS:** KU- Mahon; **SH:** UT- Helton, KU- Igou, Mahon, Monroe.

KANSAS 8, RUTGERS 2

	1	2	3	4	5	6	7	8	9	R	H	E
Kansas	0	0	1	1	1	1	0	3	1	8	13	2
Rutgers	1	0	0	0	0	1	0	0	0	2	7	1

W: Soult (7-3), **L:** Cochrane (7-4); **E:** KU- Berblinger, Wuycheck, RU- Cochrane; **DP:** KU-1, RU- 1; **LOB:** KU-11, RU- 5; **2B:** KU- Berblinger 2, Wilhelm, RU- Higgins 2, Litterio, Windows; **HR:** KU- Turney (1), RU- Donnelly (5); **SB:** KU- Berblinger, Rude 2; **CS:** RU- Alongi; **SH:** RU- Windows.

KANSAS 9, CLEMSON 1

	1	2	3	4	5	6	7	8	9	R	H	E
Kansas	0	3	0	0	4	0	0	2	0	9	14	1
Clemson	0	1	0	0	0	0	0	0	0	1	5	2

W: Meyer (3-1), **L:** Holtz (3-4); **E:** KU- Berblinger, CU- Holtz, Monahan; **DP:** KU-1, CU-2; **LOB:** KU-9, CU-7; **2B:** KU- Wilhelm; **3B:** KU- Berblinger; **HR:** KU- Igou (7), Monroe (3); **SB:** KU- Berblinger, Wilhelm; **CS:** KU- Wilmot; **SF:** CU- Monin.

KANSAS 3, FRESNO STATE 2 (10 INNINGS)

	1	2	3	4	5	6	7	8	9	10	R	H	E
Fresno State	1	0	0	0	0	0	1	0	0	0	2	11	2
Kansas	0	0	0	0	0	1	0	0	1	1	3	6	1

W: Walker (9-2), **L:** Salazar (13-3); **E:** FSU- Greene, Reynoso, KU- Wuycheck; **LOB:** FSU- 12, KU-15; **2B:** FSU- McNamara, Renteria; **3B:** FSU- Thrasher, KU- Berblinger; **HR:** FSU- Fjelstad (6); **SB:** FSU- Reynoso, Thrasher, KU- Berblinger, Monroe; **CS:** KU- Rude; **SH:** KU- Rude, Wilmot 2.

1993 COLLEGE WORLD SERIES

ROSENBLATT STADIUM • OMAHA, NEB.

TEXAS A&M 5, KANSAS 1

	1	2	3	4	5	6	7	8	9	R	H	E
Kansas	0	0	0	0	1	0	0	0	0	1	6	0
Texas A&M	1	0	0	0	0	2	0	2	x	5	11	1

W: Granger (15-3), **L:** Corn (9-4); **E:** TAM- Lewis; **DP:** KU- 1, TAM- 1; **LOB:** KU- 7, TAM- 5; **2B:** KU- Igou (21), Wilhelm (14); **HR:** TAM- Thomas (15) **CS:** KU- Monroe, TAM- Trimble; **SH:** KU- Rude, TAM- Thomas.

LONG BEACH STATE 6, KANSAS 1

	1	2	3	4	5	6	7	8	9	R	H	E
Long Beach	0	0	0	0	0	3	1	0	2	6	9	0
Kansas	0	0	0	0	1	0	0	0	0	1	2	4

W: Fontana (9-3), **L:** Splittorff (7-2); **E:** KU- Berblinger (12) Wuycheck (13), Rude (23); **DP:** KU- 2; **LOB:** LB- 8, KU- 4; **3B:** LB- Swanson (3); **HR:** KU- Niemeier (10), LB- Curtis (11); **SB:** LB- Leifer (7), Cradle (35), Whatley (2), Falsken (5); **SH:** LB- Whatley, KU- Tarquinio.

1993

Final Record: 45-18

NO.	NAME	POS.	YR.	HOMETOWN
1	B. Turney	IF	Fr.	Midwest City, Okla.
2	C. Hardesty	IF	Fr.	Choctaw, Okla.
4	K. Mahon	C-DH	Jr.	Cincinnati, Ohio
5	J. Niemeier	C	Sr.	Gladstone, Mo.
6	D. Soult	P-IF	Sr.	Cincinnati, Ohio
7	J. Igou	OF	So.	Jackson, Tenn.
9	J. Wilmot	C	So.	Littleton, Colo.
10	D. Rude	SS	So.	Billings, Mont.
14	J. Wuycheck	1B	Sr.	Phoenix, Ariz.
15	C. Corn	P	Jr.	Louisville, Ky.
16	C. Baird	P	Fr.	Carthage, Mo.
18	J. Benninghoff	OF	Jr.	Newton, Kan.
20	J. Berblinger	2B	Sr.	Goddard, Kan.
21	J. Splittorff	P	Fr.	Blue Springs, Mo.
22	D. Meyer	P	Jr.	Tulsa, Okla.
23	R. Tarquinio	OF	Sr.	Scottsdale, Ariz.
24	T. Meadows	C	So.	Ypsilanti, Mich.
26	A. King	OF	So.	Tulsa, Okla.
27	B. Wilhelm	3B	So.	Independence, Mo.
28	S. Tittington	P	Fr.	Poway, Calif.
31	T. Stewart	P	Sr.	Scottsdale, Ariz.
32	T. Stickelman	OF	Jr.	Wheat Ridge, Colo.
33	M. Greene	P	So.	Boulder, Colo.
34	J. Walker	P	Sr.	Nickerson, Kan.
36	D. Monroe	OF	Jr.	Lawrence, Kan.
12	Dave Bingham			Head Coach
11	Brad Hill			Assistant Coach
17	Wilson Kilmer			Assistant Coach

1993 STATISTICAL LEADERS

Avg.	Joel Benninghoff	.389
Runs	Jeff Berblinger	66
Hits	Jeff Niemeier	87
RBI	Jeff Niemeier	63
2B	Jeff Niemeier	22
3B	John Wuycheck	9
HR	Joel Benninghoff	11
SB	Jeff Berblinger	33
Slg.	Joel Benninghoff	.972
Obp	Joel Benninghoff	.488
ERA	Jimmy Walker	2.39
Starts	Chris Corn	14
Wins	Walker/Corn	9
Saves	Jimmy Walker	11
CG	Chris Corn	2
IP	Chris Corn	98.1
SO	Jimmy Walker	104
BAA	Chris Corn	.225

1994

Final Record: 40-18

NO.	NAME	POS.	YR.	HOMETOWN
1	B. Turney	IF	So.	Midwest City, Okla.
2	J. Hardesty	IF	So.	Choctaw, Okla.
4	K. Mahon	C	Sr.	Cincinnati, Ohio
5	J. DeMarco	IF	Fr.	Tamarac, Fla.
6	A. King	OF	Jr.	Tulsa, Okla.
7	J. Igou	OF	Jr.	Jackson, Tenn.
9	J. Wilmot	C	Jr.	Littleton, Colo.
10	D. Rude	SS/P	Jr.	Billings, Mont.
14	N. Florell	OF	Sr.	Chicago, Ill.
15	C. Corn	P	Sr.	Louisville, Ky.
16	C. Baird	P	So.	Carthage, Mo.
18	C. Barrett	P	Fr.	Coffeyville, Kan.
19	B. English	C	Jr.	Lenexa, Kan.
20	R. Garola	P	Fr.	High Ridge, Mo.
21	J. Splittorff	P	So.	Blue Springs, Mo.
22	D. Meyer	P	Sr.	Tulsa, Okla.
23	J. Schreiber	P	Fr.	Houston, Texas
24	T. Meadows	C	So.	Ypsilanti, Mich.
25	H. Bender	1B	Fr.	Rock Island, Ill.
26	T. Lyons	P	Fr.	Mission Viejo, Calif.
27	B. Wilhelm	3B	Jr.	Independence, Mo.
28	S. Tittington	P	So.	Poway, Calif.
29	J. Headley	OF	Fr.	Arlington, Tenn.
30	N. Farthing	OF	Fr.	Hutchinson, Kan.
32	T. Stickelman	OF	Sr.	Wheat Ridge, Colo.
33	B. Bridges	P	Jr.	Arkansas City, Kan.
34	R. Oelschlager	OF	Sr.	Lawrence, Kan.
36	D. Monroe	OF	Sr.	Lawrence, Kan.
12	Dave Bingham			Head Coach
11	Brad Hill			Assistant Coach
17	Wilson Kilmer			Assistant Coach

1994 STATISTICAL LEADERS

Avg.	Darryl Monroe	.360
Runs	Dan Rude	65
Hits	Darryl Monroe	80
RBI's	Darryl Monroe	71
2B	Dan Rude	20
3B	Dan Rude	5
HR	Brian Turney	13
SB	Darryl Monroe	28
Slg.	Darryl Monroe	.604
Obp	Josh Igou	.476
ERA	Jamie Splittorff	3.28
Starts	David Meyer	16
Wins	Jamie Splittorff	10
Saves	Schreiber/Rude	5
CG	Splittorff/Corn	5
IP	Chris Corn	108.0
SO	Chris Corn	76

1994 AT A GLANCE

What is a program to do after it sets a school record for victories, plays in its first-ever NCAA regional and advances to the College World Series?

Dave Bingham's Kansas Jayhawks did all of the above in 1993. His goal for 1994 was to prove that KU's success was no mere coincidence.

While Kansas did not return to the College World Series, and it did not win 45 games for a second-consecutive season, it proved beyond a shadow of doubt that what took place in 1993 was no fluke.

KU finished 40-18 on the campaign and advanced to the NCAA Atlantic II Regional in Tallahassee, Florida. In the process, the Jayhawks went 9-8 against teams that advanced to NCAA play and were ranked among the top-25 teams in the nation in all three major college baseball polls.

"I felt like the quality of baseball continued to progress," Bingham said. "We were more consistent and I felt like we knew how to win more."

The Jayhawks proved the ability to win the close game more than once. In fact, the team won home games in its final at bat five different times in 1994. The team also erased deficits of eight runs (vs. Iowa State) and nine runs (vs. UNLV).

Kansas also reeled off 14-consecutive victories during the month of March, which still stands as a school record.

Despite the inevitable peaks and valleys that every team endures over the course of a season, the Jayhawks managed to ride that early-season momentum to a 17-9 record in the Big Eight Conference. That was good enough for a third-place finish and a Big Eight Tournament date. After downing Iowa State 10-2, KU proceeded to drop its next two games to Nebraska and Oklahoma State.

However, the team was rewarded for its strong play throughout the season with a No. 3 seed in the Atlantic II Regional.

KU dropped its NCAA opener for the second-consecutive year – this time a 7-2 setback to Jacksonville.

Facing elimination, the Jayhawks upended top-seeded Ohio State, 20-6, on the tournament's second day and appeared as though they may be prepared to make a move again.

However, Brigham Young put an end to that thinking with an 8-3 win to eliminate Kansas.

1994 ATLANTIC II REGIONAL

Dick Howser Stadium • Tallahassee, Fla.

JACKSONVILLE 7, KANSAS 2

	1	2	3	4	5	6	7	8	9	R	H	E
Jacksonville	0	0	4	0	0	0	2	0	1	7	12	1
Kansas	0	0	0	0	0	0	0	2	0	2	3	2

W: Guerra (14-4); **L:** Corn (9-2); **E:** JAX- Marilla, KU- Oelschlager, Rude; **DP:** JAX- 2, KU- 1; **LOB:** JAX- 7, KU- 5; **2B:** JAX- Holin; **3B:** JAX- Hayes; **HR:** JAX- Marabell (2); **SB:** JAX- Escala (17), KU- Turney (7); **CS:** KU- Monroe; **SF:** JAX- Escala 2, KU- Monroe.

KANSAS 20, OHIO STATE 6

	1	2	3	4	5	6	7	8	9	R	H	E
Ohio State	0	3	0	2	0	0	0	1	0	6	12	3
Kansas	2	1	0	5	8	0	4	0	x	20	19	1

W: Splittorff (10-1); **L:** Granata (7-2); **E:** OSU- Jones 2, Mannino, KU- Rude; **DP:** OSU- 1, KU- 1; **LOB:** OSU- 10, KU- 9; **2B:** OSU- Eckelman, Estep, Kaczmar, Marsh, KU- English, Oelschlager, Wilhelm 2; **HR:** OSU- Kaczmar (18), Marsh (5), KU- Igou 2 (7), Meadows (2), Monroe (11), Turney (13); **SB:** KU- Wilhelm (17).

BYU 8, KANSAS 3

	1	2	3	4	5	6	7	8	9	R	H	E
Kansas	0	0	0	1	1	0	0	1	0	3	8	3
BYU	1	3	1	0	1	1	1	0	x	8	12	1

W: Gatten (3-1); **L:** Meyer (7-6); **S:** Jamie (3); **E:** KU- Meyer, Turney, Wilmot, BYU- McDowell; **DP:** KU- 1, BYU- 1; **LOB:** KU- 9, BYU- 7; **2B:** KU- Oelschlager, Rude, Wilhelm, Wilmot; **SB:** KU- Monroe (28), Turney (8) Wilhelm 2 (19), BYU- Nelson (5), Trythall (8); **CS:** KU- Igou, BYU- McDowell; **SF:** BYU- Moore.

2006 AT A GLANCE

Heading into the 2006 season, the University of Kansas baseball team was loaded with seven returning starters, two starting pitchers, closer Don Czyz and greeted with high expectations. It's safe to say in his fourth season at the helm of the Kansas program, head coach Ritch Price met those expectations head on and moved the Jayhawks into uncharted territory.

Playing one of the toughest schedules in the country, Kansas rattled off a 43-25 record to garner the second-most victories in program history. After winning KU's first Big 12 Championship in Oklahoma City, the Jayhawks earned a trip to the NCAA Tournament for the first time since 1994.

After finishing the regular season in a tie for fifth place in the Big 12 – KU's highest finish in the 10 years of the conference – the Jayhawks entered the Phillips 66 Championship as the No. 6 seed. Kansas proceeded to grab the attention of the college baseball world by knocking off four-straight perennial powers to win the Big 12 Championship.

In game one of the Championship, Kodiak Quick picked up a school-record 11th win of the season to lead KU past No. 13 Oklahoma, 7-2. After a day off, KU used five sixth-inning runs to break a 5-5 tie and cruise past No. 12 Oklahoma State, 11-6, to set up a Border Showdown with Missouri for the right to advance to the championship game. After jumping out to a 3-0 lead, KU needed an eighth-inning run to defeat the Tigers, 4-3, and move on to face No. 14 Nebraska.

Freshman Nick Czyz picked up the victory, while older brother Don Czyz earned the save in leading the Jayhawks to a 9-6 win over the Cornhuskers.

KU never trailed during its four-game run at the Big 12 Championship to earn an automatic bid to the NCAA Tournament where the Jayhawks tallied a victory over No. 25 Hawaii before dropping games to No. 4 and host Oregon State and then Hawaii to conclude the season.

2006 CORVALLIS REGIONAL

Goss Stadium • Corvallis, Ore.

KANSAS 9, HAWAII 6

	1	2	3	4	5	6	7	8	9	R	H	E
Hawaii	1	1	3	0	0	0	0	1	0	6	9	0
Kansas	0	0	3	1	0	3	2	0	x	9	16	2

W: McNamara (3-2), **L:** Daly (6-1), **S:** Czyz (19); **E:** KU- Price, Ri. (9), Morrison (24); **DP:** KU- 1; **LOB:** UH- 11, KU- 10; **2B:** KU- Baty (19), Schweitzer (14); **3B:** KU- Schweitzer (1); **HR:** KU- Schweitzer (10); Morrison (14), Price, Ry. (8), Afenir (4).

OREGON STATE 11, KANSAS 3

	1	2	3	4	5	6	7	8	9	R	H	E
Kansas	0	0	0	0	1	0	0	2	0	3	4	1
Oregon State	0	7	0	2	0	0	0	2	x	11	11	1

W: Nickerson (10-4), **L:** Land (5-7); **E:** KU- Schweitzer (11), OSU- Rowe; **DP:** KU- 1; **LOB:** KU- 6, OSU- 5; **2B:** KU- Baty (20), OSU- Gillespie 3, Lissman, Gipson; **HR:** KU- Simpson (5), Price, Ry. (9), OSU- Kunda 2; **SB:** OSU- Graham, Lissman.

HAWAII 9, KANSAS 5

	1	2	3	4	5	6	7	8	9	R	H	E
Kansas	0	0	1	1	1	1	0	3	1	8	13	2
Rutgers	1	0	0	0	0	1	0	0	0	2	7	1

W: Fisherbaugh (3-2), **L:** McNamara (3-3); **E:** UH- Young (9); **DP:** UH- 3; **LOB:** KU- 8, UH- 7; **2B:** KU- Milner (20), UH- Avila (20); **HR:** KU- Schweitzer (11), UH- Inouye 2 (2); **SB:** UH- Sanchez (1).

2006

Final Record: 43-25

NO.	NAME	POS.	YR.	HOMETOWN
3	J. Allman	OF	So.	St. Louis, Mo.
4	K. Murphy	OF	Jr.	Beloit, Wis.
5	M. Berner	IF	So.	Lawrence, Kan.
6	R. Price	IF	Sr.	San Luis Obispo, Calif.
7	B. Simpson	OF	So.	Topeka, Kan.
8	J. Schweitzer	IF	Sr.	Sherwood Park, Alta.
9	M. Baty	OF	Sr.	Wichita, Kan.
10	E. Morrison	INF	So.	Arroyo Grande, Calif.
11	R. Price	INF	So.	Lawrence, Kan.
12	R. Anthony	LHP	Fr.	Overland Park, Kan.
14	D. Czyz	RHP	Sr.	Overland Park, Kan.
15	K. Klem	LHP	So.	Highlands Ranch, Colo.
17	N. Czyz	LHP	Fr.	Overland Park, Kan.
18	S. Land	LHP	Jr.	Greenwood, Mo.
19	C. Holt	RHP	Fr.	Leawood, Kan.
20	P. Land	IF	Fr.	Greenwood, Mo.
21	K. Quick	RHP	Sr.	Belton, Mo.
22	R. Fairchild	RHP	Sr.	Dallas, Texas
23	M. Lane	RHP	So.	Lawrence, Kan.
24	G. Milner	OF	Sr.	Olathe, Kan.
25	D. Parzyk	C	Jr.	Vista, Calif.
26	S. Cochran	IF	Fr.	San Luis Obispo, Calif.
27	A. Marks	LHP	Fr.	St. Louis, Mo.
28	E. Snowden	C	So.	St. Louis, Mo.
29	R. Hayakawa	RHP	Jr.	Narita, Japan
30	B. Afenir	C	Fr.	Escondido, Calif.
32	R. Kelling	IF	Jr.	Kansas City, Mo.
33	K. Bedford	IF	Fr.	Plano, Texas
34	A. Spitzfaden	C	Fr.	St. Louis, Mo.
38	J. Ellrich	C	Fr.	Manchester, Mo.
39	T. Randa	RHP	Sr.	McPherson, Kan.
40	N. Faunce	OF	Fr.	Eugene, Ore.
41	B. McNamara	RHP	Jr.	Oceanside, Calif.
43	M. Ellenbecker	LHP	Fr.	Lawrence, Kan.
44	P. Smyth	RHP	Fr.	Atascadero, Calif.

2	Ritch Price	Head Coach
16	Ryan Graves	Assistant Coach
31	Rick Sabath	Assistant Coach
42	Kevin Tucker	Assistant Coach

2006 STATISTICAL LEADERS

Avg.	Jared Schweitzer	.369
Runs	Jared Schweitzer	53
Hits	Jared Schweitzer	89
RBI's	Gus Milner	58
2B	Milner/Baty	20
3B	Brock Simpson	6
HR	Erik Morrison	14
SB	Matt Baty	8
Slg.	Ryne Price	.581
Obp	Jared Schweitzer	.445
ERA	Don Czyz	1.56
Starts	Quick/Land/Fairchild	18
Wins	Kodiak Quick	11
Saves	Don Czyz	19
IP	Kodiak Quick	112.0
SO	Kodiak Quick	68
BAA	Don Czyz	.206

2009

Final Record: 39-24

NO.	NAME	POS.	YR.	HOMETOWN
1	B. Bollman	RHP	Jr.	Broken Arrow, Okla.
3	J. Marasco	OF	Fr.	Wichita, Kan.
4	J. Jakubov	RHP	Fr.	Maize, Kan.
5	Z. Elgie	IF	Fr.	Minot, N.D.
7	J. Waters	OF	So.	Council Bluffs, Iowa
8	T. Thompson	IF	So.	Reno, Nev.
9	B. Heere	OF	So.	Lawrence, Kan.
10	J. Dreiling	IF	Fr.	Lawrence, Kan.
11	T. Taylor	RHP	Fr.	Overland Park, Kan.
17	D. Narodowski	IF	Jr.	Vancouver, B.C.
18	B. Bochy	RHP	So.	Poway, Calif.
19	S. Hall	LHP	Jr.	Lee's Summit, Mo.
20	P. Land	IF	Sr.	Greenwood, Mo.
21	J. Brunansky	OF	Fr.	Poway, Calif.
22	T. Blankenship	LHP	Jr.	Lawrence, Kan.
23	K. Burk	RHP	Fr.	Warrensburg, Mo.
24	T. Marcin	RHP	Jr.	Huntington Beach, Calif.
25	C. Lytle	OF	So.	Phoenix, Ariz.
27	A. Marks	LHP	Sr.	St. Louis, Mo.
28	L. Ridenhour	RHP	Fr.	Lenexa, Kan.
30	B. Afenir	C	Sr.	Escondido, Calif.
31	J. Lincoln	C	So.	Clarksburg, Mo.
32	G. Herbst	IF	So.	San Antonio, Texas
36	B. Lisher	IF	Jr.	Lawrence, Kan.
37	R. Price	IF	Jr.	Lawrence, Kan.
38	J. Stanfield	IF	Fr.	Owasso, Okla.
39	T. Walz	RHP	So.	Omaha, Neb.
40	N. Faunce	OF	Sr.	Eugene, Ore.
41	W. Marciel	LHP	Jr.	Kaiua, Hawaii
42	C. Selik	RHP	Jr.	San Diego, Calif.
44	P. Smyth	RHP	Sr.	Atascadero, Calif.
45	C. Murray	RHP	Fr.	Overland Park, Kan.
48	J. Meggison	RHP	Fr.	Grimes, Iowa
2	Ritch Price			Head Coach
16	Ryan Graves			Assistant Coach
14	John Szefc			Assistant Coach
15	Kevin Frady			Assistant Coach

2009 STATISTICAL LEADERS

Avg.	Tony Thompson	.389
Runs	David Narodowski	64
Hits	Tony Thompson	96
RBI's	Tony Thompson	82
2B	Tony Thompson	27
3B	Heere/Price	4
HR	Tony Thompson	21
SB	Casey Lytle	11
Slg.	Tony Thompson	.753
Obp	Brian Heere	.459
ERA	Shaeffer Hall	4.18
Starts	Shaeffer Hall	15
Wins	T.J. Walz	8
Saves	Paul Smyth	9
CG	Shaeffer Hall	3
IP	Shaeffer Hall	92.2
SO	T.J. Walz	88
BAA	T.J. Walz	.264

2009 AT A GLANCE

Picked to finish last in the Big 12 in the conference's preseason coaches' poll, the Kansas Jayhawks shocked everybody, and enjoyed a magical season. Under the leadership of veteran head coach Ritch Price, KU earned upset wins over No. 21 Arkansas and No. 4 Arizona State during the early weeks of the season, but that was just the beginning. Price's team drew national attention during the first weekend of conference play, sweeping top-ranked Texas in a three-game series at Hogleund Ballpark.

The Jayhawks rode the momentum throughout the rest of the season to their first Big 12 Baseball Championship and NCAA Tournament appearances since 2006. While the team eventually fell to College World Series participant North Carolina in the championship round of the Chapel Hill Region, the team could look back on its accomplishments with pride.

KU finished the season at 39-24, and went 15-12 in Big 12 play – the most conference wins by a Jayhawk team since 1994 when it was a member of the Big Eight Conference. The team swept three-game series from two ranked teams (No. 1 Texas, No. 18 Oklahoma State) and won four conference series against teams in the Top-25.

For the second time in four years, the Kansas baseball team participated in the NCAA Tournament. KU earned a No. 3 seed in the NCAA Chapel Hill region, which also featured host North Carolina as the No. 1 seed, Coastal Carolina as the No. 2 seed and Dartmouth as the No. 4 seed.

Kansas fell to No. 15 Coastal Carolina on the opening day of the tournament, but scored a 16-0 win in an elimination game against Dartmouth. KU stayed alive for a rematch with Coastal Carolina for the right to go to the region championship.

Junior pitcher Cameron Selik held the Chanticleers to just one run over 6 2/3 innings, while Tony Thompson hit his 20th home run of the season to break the game open in the seventh inning as Kansas won 5-1.

However, knocking off host and No. 4 North Carolina proved to be too tall of a task as Kansas was eliminated, 12-1 in the region final.

2009 CHAPEL HILL REGIONAL

Boshamer Stadium • Chapel Hill, N.C.

COASTAL CAROLINA 11, KANSAS 3

	1	2	3	4	5	6	7	8	9	R	H	E
Kansas	0	0	1	0	1	0	0	1	0	3	6	1
Co. Carolina	3	1	2	0	1	3	0	1	x	11	15	1

W: McCully (8-1), **L:** Walz (8-3); **E:** KU- Thompson (10), CCU- Anderson (6); **DP:** KU- 3; **LOB:** KU- 6, CCU- 12; **2B:** KU- Heere (12), CCU- Bowman (14), Iglesias (17); **HR:** KU- Narodowski 2 (7), CCU- Anderson (21), Bowman (12); **SB:** CCU- Noel (47), Bortnick (10).

KANSAS 16, DARTMOUTH 0

	1	2	3	4	5	6	7	8	9	R	H	E
Kansas	2	0	1	5	2	5	1	0	0	16	17	0
Dartmouth	0	0	0	0	0	0	0	0	0	0	5	2

W: Hall (5-6), **L:** Hendricks (6-3); **E:** DART- Santopadre, Hendricks; **DP:** KU- 2; **LOB:** KU- 10, DART- 4; **2B:** KU- Price (12), Lisher (2); **3B:** KU- Heere (4); **HR:** KU- Narodowski (8), Afenir (10), Elgie (3).

KANSAS 5, COASTAL CAROLINA 1

	1	2	3	4	5	6	7	8	9	R	H	E
Co. Carolina	0	0	0	0	0	0	1	0	0	1	4	0
Kansas	1	0	0	0	0	3	1	x		5	12	0

W: Selik (6-0), **L:** Gagg (4-4); **DP:** CCU- 2; **LOB:** CCU- 4, KU- 16; **2B:** KU- Afenir (12), Thompson (27); **HR:** CCU- Iglesias (11), KU- Thompson (20); **SB:** CCU- Noel (47).

NORTH CAROLINA 12, KANSAS 1

	1	2	3	4	5	6	7	8	9	R	H	E
No. Carolina	0	0	7	0	1	1	0	2	1	12	16	0
Kansas	0	0	0	0	0	0	0	1		1	7	0

W: Warren (8-2), **L:** Blankenship (3-2); **DP:** UNC- 1, KU- 1; **LOB:** UNC- 9, KU- 6; **2B:** UNC- Bunting (12), Ackley (17), Graepel (17), Fleury (18); **3B:** KU- Price (4); **HR:** UNC- Ackley (21), Gore 2 (5), KU- Thompson (21); **SB:** UNC- Seager (13).

2014 AT A GLANCE

Voted to finish last in the Big 12, the Jayhawks set out to prove doubters wrong. Rattling off a quick 12-1 start to the season, the squad opened the eyes of the college baseball world.

From the 12-1 start, to the first road-series victory against Texas since 1996, to the nine-game conference win streak that included a sweep of then-No. 19 Texas Tech, it seemed the Jayhawks were determined to make the postseason. After suffering two quick losses in the Big 12 Championship, the team was sent back to Lawrence hoping its season would be extended.

Their hopes came true when the Jayhawks were selected to the Louisville regional along with the host team Louisville, Kentucky and Kent State.

Game one pitted the Kansas squad against Kentucky and National Player of the Year A.J. Reed. From start to finish, the game lasted six hours and 36 minutes, with a total of three hours and 22 minutes of weather delays, but in the end the Jayhawks outlasted the rain and the Wildcats, 10-6.

Playing No. 1 Louisville in the second game proved to be too much for the Jayhawks. After the marathon of game one, the team committed three errors and the hosts took advantage of the mistakes and beat Kansas, 6-3.

Facing elimination from the postseason, Kansas matched up with the Wildcats again, hoping to repeat the result of game one. Falling behind 8-0 after the first five and a half innings, the Jayhawks showed the fight they had shown all season and put up five runs in the bottom half of the sixth. Preventing Kentucky from adding to its run total the rest of the game and adding another run of its own in the eighth with a solo-shot from senior catcher Ka'iana Eldredge, the squad went into the bottom of the ninth needing two runs to extend its season another inning and three runs to extend it another game. Unable to scratch a run across the plate, the magical season ended.

The Jayhawks finished 35-26 on the year, and while no one wants to end the season with a loss, the team made memories and added itself to the Kansas baseball history books.

2014 LOUISVILLE REGIONAL

Jim Patterson Stadium • Louisville, Ky.

KANSAS 10, KENTUCKY 6

	1	2	3	4	5	6	7	8	9	R	H	E
Kansas	3	3	0	0	0	0	2	2	0	10	13	0
Kentucky	0	0	3	1	0	3	2	0	0	6	9	2

W: Morovick (10-4), **L:** Shepherd (5-5); **E:** UK- Thomas (3), Cody (2); **DP:** KU- 2, UK- 1; **LOB:** KU- 7, UK- 4; **2B:** KU- Wright (11), Smith (11), Tharp (15), UK- Cousino (15), Reida (10); **3B:** KU- Mirabelli (1); **HR:** UK- Tom (3); **SB:** KU- Afenir (2), Tharp (11), UK- Bernal (6).

LOUISVILLE 6, KANSAS 3

	1	2	3	4	5	6	7	8	9	R	H	E
Louisville	0	1	1	3	0	1	0	0	0	6	11	1
Kansas	0	0	0	0	1	1	0	0	1	3	6	3

W: Kidston (8-0), **L:** Duncan (6-4), **S:** Burdi (15); **E:** UL- Whiting (15), KU- Protacio (17), Wright (6), Mirabelli (4); **DP:** UL- 1, KU- 1; **LOB:** UL- 7, KU- 11; **2B:** UL- Gardner (20), Ray 2 (4), Lucas (11); **SB:** UL- Whiting 2 (36).

KENTUCKY 8, KANSAS 6

	1	2	3	4	5	6	7	8	9	R	H	E
Kentucky	2	1	0	4	0	1	0	0	0	8	11	1
Kansas	0	0	0	0	0	5	0	1	0	6	8	3

W: Brown (1-1), **L:** Kahana (4-7), **S:** Jack (4); **E:** UK- Shelby (10), KU- Suiter (1), McKay (1), Eldredge (9); **DP:** UK- 1, KU- 2; **LOB:** UK- 9, KU- 7; **2B:** UK- Thomas (11), KU- Boylan (3); **3B:** UK- Kuhn (1); **HR:** KU- Eldredge (1); **SB:** UK- Cousino 2 (19), Tom (14).

2014

Final Record: 35-26

NO.	NAME	POS.	YR.	HOMETOWN
1	J. Afenir	OF	Fr.	Murrietta, Calif.
3	D. Smith	OF/P	Jr.	Leavenworth, Kan.
7	C. McKay	OF	Jr.	Parker, Colo.
9	T. Tharp	OF	Sr.	Boulder, Colo.
10	J. Hander	IF/P	Fr.	Sioux Falls, S.D.
11	A. Hernandez	IF	Jr.	Antioch, Calif.
12	W. Benjamin	LHP	Jr.	St. Charles, Ill.
14	J. Moroney	OF	Jr.	Pleasanton, Calif.
15	T. Mirabelli	IF	So.	Rocky River, Ohio
17	M. Suiter	OF	Jr.	Kailua, Hawaii
19	F. Duncan	RHP	Sr.	San Francisco, Calif.
20	J. Protacio	IF	Jr.	Pearl City, Hawaii
21	S. Rackoski	RHP	Fr.	Chandler, Ariz.
22	K. Eldredge	C	Sr.	Honolulu, Hawaii
23	R. Pidhaichuk	IF	So.	Richmond, B.C.
24	C. Wright	IF	So.	Castro Valley, Calif.
25	J. Boylan	IF	So.	Lee's Summit, Mo.
26	T. Davis	RHP	Fr.	Springville, Calif.
27	C. Toalson	RHP	Jr.	Lawrence, Kan.
28	T. Rappaport	RHP	So.	Riverside, Calif.
29	B. Poupore	OF	So.	Scottsdale, Ariz.
30	M. Farthing	IF	Fr.	Reno, Nev.
31	T. Hougland	C	Sr.	Parker, Colo.
33	M. Wheeler	IF	So.	Phoenix, Ariz.
34	M. Tinsley	C	Fr.	Menlo Park, Calif.
35	J. Remick	C	Fr.	San Diego, Calif.
36	R. Kahana	RHP	Jr.	Ewa Beach, Hawaii
38	H. Edwards	RHP	So.	Overland Park, Kan.
39	J. Luvisi	OF	Jr.	Scottsdale, Ariz.
40	S. Villines	RHP	Fr.	Lake Forest, Calif.
42	D. Morovick	RHP	Jr.	Hemet, Calif.
43	L. McMahon	C	Fr.	Lawrence, Kan.
45	J. Piche'	RHP	Sr.	Greeley, Colo.
46	J. Kravetz	LHP	Fr.	Lansing, Ill.
53	B. Beck	OF/P	Jr.	Midland, Texas

2	Ritch Price	Head Coach
6	Ritchie Price	Assistant Coach
16	Ryan Graves	Associate Head Coach
18	Scott Hood	Volunteer Assistant Coach
47	Tai Mitchell	Baseball Operations

2014 STATISTICAL LEADERS

Avg.	Dakota Smith	.337
Runs	Justin Protacio	53
Hits	Michael Suiter	77
RBI's	Connor McKay	45
2B	Tucker Tharp	15
3B	Dakota Smith	3
HR	Connor McKay	9
SB	Tucker Tharp	11
Sig.	Tucker Tharp	581
Obp	Colby Wright	.415
ERA	Stephen Villines	1.50
Starts	Frank Duncan	16
Wins	Drew Morovick	10
Saves	Stephen Villines	8
IP	Frank Duncan	118.2
SO	Frank Duncan	82
BAA	Stephen Villines	.200

TEAM RECORDS

OFFENSIVE CATEGORIES

BATTING AVERAGE (BA)

Season

RK.	NO.	HEAD COACH	YEAR
1.	.327	Bobby Randall	1997
2.	.324	Bobby Randall	1996
3.	.318	Floyd Temple	1980
4.	.316	Ritch Price	2004

AT BATS (AB)

Game

NO.	OPPONENT	DATE
59	Oklahoma State	April 18, 2004

Season

NO.	HEAD COACH	YEAR
2,374	Ritch Price	2006

RUNS (R)

Inning

NO.	OPPONENT	DATE
16	Northwest Missouri	March 16, 1993
16	Kansas State	May 22, 2004
16	Pacific	April 14, 2024

Game

NO.	OPPONENT	DATE
36	Northwest Missouri	March 16, 1993

Season

RK.	NO.	HEAD COACH	YEAR
1.	533	Dave Bingham	1993
2.	485	Bobby Randall	1996
3.	477	Dave Bingham	1994
4.	469	Ritch Price	2004

RUNS PER GAME

Season

RK.	NO.	HEAD COACH	YEAR
1.	8.76	Floyd Temple	1980
2.	8.66	Bobby Randall	1996
3.	8.46	Dave Bingham	1993
4.	8.22	Dave Bingham	1994

HITS (H)

Game

NO.	OPPONENT	DATE
33	Northwest Missouri	March 16, 1993

Season

RK.	NO.	HEAD COACH	YEAR
1.	698	Ritch Price	2006
2.	697	Ritch Price	2004
3.	695	Dave Bingham	1993
4.	674	Ritch Price	2003

SINGLES (1B)

Game

NO.	OPPONENT	DATE
20	Missouri	April 1, 1988
	Trinity	March 27, 1969

DOUBLES (2B)

Game

NO.	OPPONENT	DATE
9	Kansas State	May 23, 2019
	Baker	March 7, 2007
	Oklahoma State	May 20, 2005

Season

RK.	NO.	HEAD COACH	YEAR
1.	153	Dave Bingham	1993
2.	140	Bobby Randall	1997
3.	139	Ritch Price	2004
4.	138	Ritch Price	2006
	138	Ritch Price	2005

TRIPLES (3B)

Game

NO.	OPPONENT	DATE
4	Northern Iowa	Feb. 17, 2001
	Chicago State	March 19, 1993

Season

RK.	NO.	HEAD COACH	YEAR
1.	38	Dave Bingham	1993
2.	31	Floyd Temple	1978
3.	28	Dave Bingham	1991
4.	27	Bobby Randall	1996
		Floyd Temple	1979

HOME RUNS (HR)

Inning

NO.	OPPONENT	DATE
4	Oklahoma State	April 5, 1996

Game

NO.	OPPONENT	DATE
7	Kansas State	April 23, 1984
7	Oakland	Feb. 26, 2023

Season

RK.	NO.	HEAD COACH	YEAR
1.	75	Dan Fitzgerald	2023
	75	Ritch Price	2006
3.	74	Ritch Price	2004
4.	68	Dan Fitzgerald	2024
5.	63	Dave Bingham	1993

RUNS BATTED IN (RBIS)

Game

NO.	OPPONENT	DATE
34	Northwest Missouri	March 16, 1993

Season

RK.	NO.	HEAD COACH	YEAR
1.	489	Dave Bingham	1993
2.	428	Ritch Price	2004
3.	426	Bobby Randall	1996
4.	416	Ritch Price	2005

TOTAL BASES (TB)

Season

NO.	HEAD COACH	YEAR
1,113	Dave Bingham	1993

SLUGGING PERCENTAGE (SLG%)

Season

NO.	HEAD COACH	YEAR
.505	Dave Bingham	1993

WALKS (BB)

Game

NO.	OPPONENT	DATE
23	Tulsa	April 7, 1954

Season

RK.	NO.	HEAD COACH	YEAR
1.	359	Dave Bingham	1994
2.	326	Dave Bingham	1995

3.	322	Dave Bingham	1988
4.	317	Dave Bingham	1993

HIT BY PITCH (HBP)

Game

NO.	OPPONENT	DATE
9	Oklahoma	April 18, 1995
	Missouri	April 2, 1988
	Tulsa	April 7, 1954

STRIKEOUTS (SO)

Game

NO.	OPPONENT	DATE
20	Wichita State	March 20, 2019
20	Oklahoma	April 6, 1963

Season

RK.	NO.	HEAD COACH	YEAR
1.	493	Dan Fitzgerald	2023
2.	486	Bobby Randall	1999
3.	479	Ritch Price	2019
4.	459	Ritch Price	2017
5.	451	Ritch Price	2009

HIT INTO DOUBLE PLAY

Game

NO.	OPPONENT	DATE
6	Texas Tech	April 26, 2024

STOLEN BASES (SB)

Game

NO.	OPPONENT	DATE
10	Oklahoma State	May 18, 2000
	Baker	April 21, 1982

Season

RK.	NO.	HEAD COACH	YEAR
1.	121	Dave Bingham	1994
2.	117	Bobby Randall	1996
3.	107	Dave Bingham	1995
4.	104	Bobby Randall	1997
	104	Dave Bingham	1993

LEFT ON BASE (LOB)

Game

NO.	OPPONENT	DATE
18	Michigan State	Feb. 28, 2020
	Furman	April 26, 2019

PITCHING CATEGORIES

ERA

Season

RK.	NO.	HEAD COACH	YEAR
1.	2.29	Floyd Temple	1970
2.	2.52	Floyd Temple	1976
3.	2.56	Floyd Temple	1967
4.	2.61	Floyd Temple	1963

COMPLETE GAMES (CG)

Season

NO.	HEAD COACH	YEAR
26	Marty Pattin	1986

SHUTOUTS (SHO)

Season

RK.	NO.	HEAD COACH	YEAR
1.	9	Floyd Temple	1978
2.	8	Floyd Temple	1976
3.	7	Floyd Temple	1979
4.	6	Dave Bingham	1993
	6	Floyd Temple	1972

SAVES (SV)

Season			
RK.	NO.	HEAD COACH	YEAR
1.	20	Ritch Price	2006
2.	17	Dave Bingham	1994
3.	16	Ritch Price	2017
4.	15	Ritch Price	2015

INNINGS PITCHED (IP)

Game			
NO.	OPPONENT	DATE	
18.0	Oklahoma State	April 15, 1967	

Season			
RK.	NO.	HEAD COACH	YEAR
1.	592.1	Ritch Price	2006
2.	563.2	Ritch Price	2005
3.	555.0	Dave Bingham	1993
4.	553.1	Ritch Price	2009

HITS ALLOWED (H)

Game			
NO.	OPPONENT	DATE	
27	Texas Tech	April 2, 2022	

Season			
RK.	NO.	HEAD COACH	YEAR
1.	652	Bobby Randall	1999
2.	646	Ritch Price	2006
3.	637	Bobby Randall	1996
4.	627	Ritch Price	2003

FEWEST HITS ALLOWED

Season			
NO.	HEAD COACH	YEAR	
257*	Floyd Temple	1979	

*Minimum 45 Games played

RUNS ALLOWED (R)

Inning			
NO.	OPPONENT	DATE	
13	Kansas State	April 16, 2023	

Game			
NO.	OPPONENT	DATE	
35	Emporia College	May 10, 1890	

Season			
RK.	NO.	HEAD COACH	YEAR
1.	513	Marty Pattin	1987
2.	497	Bobby Randall	1996
3.	491	Dave Bingham	1988
4.	480	Bobby Randall	1999

FEWEST RUNS ALLOWED

Season			
NO.	HEAD COACH	YEAR	
153*	Floyd Temple	1979	

*Minimum 45 Games played

EARNED RUNS ALLOWED (ER)

Game			
NO.	OPPONENT	DATE	
30	TCU	May 14, 2022	

Season			
RK.	NO.	HEAD COACH	YEAR
1.	420	Ritch Price	2022
2.	400	Bobby Randall	1996
3.	395	Bobby Randall	1999
	395	Marty Pattin	1987
5.	377	Dave Bingham	1988

WALKS ALLOWED (BB)

Game			
NO.	OPPONENT	DATE	
22	Oklahoma	April 27, 1983	

Season			
RK.	NO.	HEAD COACH	YEAR
1.	410	Dave Bingham	1989
2.	384	Dave Bingham	1988
3.	354	Dave Bingham	1991
4.	337	Dave Bingham	1995

FEWEST WALKS ALLOWED

Season			
NO.	HEAD COACH	YEAR	
135*	Floyd Temple	1981	

*Minimum 45 Games played

STRIKEOUTS (SO)

Game			
NO.	OPPONENT	DATE	
18	Oklahoma State	April 15, 2017	
	Arkansas	April 1, 1963	
	Kansas State	May 16, 1958	

Season			
RK.	NO.	HEAD COACH	YEAR
1.	510	Ritch Price	2018
2.	495	Dan Fitzgerald	2024
3.	468	Ritch Price	2017
4.	466	Ritch Price	2009
5.	464	Dave Bingham	1989

HOME RUNS ALLOWED

Game			
NO.	OPPONENT	DATE	
12	Oklahoma State	April 12, 2019	

WILD PITCHES (WP)

Game			
NO.	OPPONENT	DATE	
8	Oklahoma	April 28, 1989	

PITCHERS USED

Game			
NO.	OPPONENT	DATE	
12	Hastings	March 15, 1998	

BATTING AVERAGE AGAINST (BAA)

Season			
RK.	NO.	HEAD COACH	YEAR
1.	.193	Floyd Temple	1963
2.	.200	Floyd Temple	1967
3.	.202	Floyd Temple	1964
4.	.207	Floyd Temple	1970

FIELDING CATEGORIES

PUTOUTS (PO)			
NO.	HEAD COACH	YEAR	
1,775	Ritch Price	2006	

ASSISTS (A)

Game			
NO.	OPPONENT	DATE	
24	Wichita State	April 10, 2012	
	Baylor	March 28, 2010	

Season			
NO.	HEAD COACH	YEAR	
768	Dave Bingham	1993	

ERRORS (E)

Game			
NO.	OPPONENT	DATE	
12	Arkansas	April 4, 1955	

Season			
RK.	NO.	HEAD COACH	YEAR
1.	146	Dave Bingham	1988
2.	140	Marty Pattin	1986
3.	128	Marty Pattin	1987
4.	122	Dave Bingham	1991

FIELDING PERCENTAGE (FLD%)

Season			
RK.	NO.	HEAD COACH	YEAR
1.	.977	Ritch Price	2012
		Ritch Price	2012
3.	.975	Ritch Price	2021
4.	.974	Ritch Price	2015
5.	.973	Ritch Price	2013

DOUBLE PLAYS TURNED (DP)

Game			
NO.	OPPONENT	DATE	
4	TCU	April 14, 2018	
	Nine other times		

Season			
RK.	NO.	HEAD COACH	YEAR
1.	68	Dave Bingham	1993
2.	63	Dave Bingham	1992
3.	59	Bobby Randall	1996
4.	58	Ritch Price	2002

TRIPLE PLAYS TURNED (TP)

Game			
NO.	OPPONENT	DATE	
1	Texas	May 21, 2009	
	St. Scholastica	May 15, 1999	
	Colorado	April 27, 1971	

STOLEN BASES AGAINST

Game			
NO.	OPPONENT	DATE	
8	Oklahoma State	Feb. 28, 1998	

MISCELLANEOUS CATEGORIES

WINS (W)			
Season			
RK.	NO.	HEAD COACH	YEAR
1.	45	Dave Bingham	1993
2.	43	Ritch Price	2006
3.	40	Dave Bingham	1994
4.	39	Ritch Price	2009

WIN PERCENTAGE (W%)

Season			
RK.	NO.	HEAD COACH	YEAR
1.	.726 ⁽³⁴⁻¹³⁻¹⁾	Floyd Temple	1978
	.726 ⁽³⁴⁻¹³⁻¹⁾	Floyd Temple	1979
3.	.714 ⁽⁴⁵⁻¹⁸⁾	Dave Bingham	1993
4.	.690 ⁽⁴⁰⁻¹⁸⁾	Dave Bingham	1994

HOME WINS

Season			
NO.	HEAD COACH	YEAR	
26	Dave Bingham	1993	

LOSSES (L)

Season

RK.	NO.	HEAD COACH	YEAR
1.	40	Bobby Randall	1999
2.	39	Marty Pattin	1987
3.	35	Ritch Price	2022
	35	Ritch Price	2016
	35	Dave Bingham	1989

HOME LOSSES

Season

NO.	HEAD COACH	YEAR
21	Bobby Randall	1999

MOST CONFERENCE WINS

Season

NO.	HEAD COACH	YEAR
17	Dave Bingham	1994
	Dave Bingham	1993

MOST BIG 12 CONFERENCE WINS

Season

NO.	HEAD COACH	YEAR
15	Dan Fitzgerald	2024
	Ritch Price	2014
	Ritch Price	2009

INDIVIDUAL RECORDS

OFFENSIVE CATEGORIES

GAMES PLAYED (GP)

Season

RK.	NO.	NAME	YEAR
1.	68	Ritchie Price	2006
2.	67	John Allman	2006
	67	Gus Milner	2006
	67	Tom Buchanan	1989
5.	66	Pat Karlin	1989
6.	65	Erik Morrison	2006
7.	64	Ritchie Price	2005
8.	63	Jared Schweitzer	2006
	63	Erik Morrison	2005
	63	A.J. Van Slyke	2005
	63	Ryan Baty	2004
	63	Travis Metcalf	2004
	63	Ritchie Price	2004
	63	Ryan Baty	2003
	63	Matt Tribble	2003
	63	John Wuycheck	1993

Career

RK.	NO.	NAME	YEARS
1.	255	Ritchie Price	2003-06
2.	242	James Cosentino	2017-21
3.	241	Erik Morrison	2005-08
4.	232	Robby Price	2007-10
5.	227	John Allman	2005-08
6.	224	Brent Wilhelm	1992-95
7.	221	Matt Baty	2003-06
8.	220	Preston Land	2006-09
9.	219	Matt Tribble	2001-04
10.	212	Brett Vosik	2017-21
		Darryl Monroe	1991-94

BATTING AVERAGE (BA)

Season

MINIMUM 75 AT BATS

RK.	NO.	NAME	YEAR
1.	.443	Rob Thomson	1984
2.	.438	Josh Kliner	1996
3.	.429	Joe DeMarco	1997
	.429	Dick Bradley	1972
5.	.417	Keith Lieppman	1970
6.	.409	Matt Gundelfinger	1980
7.	.408	Dick Lewallen	1982
8.	.400	Steve McGreevy	1964
9.	.396	Maui Ahuna	2022
10.	.393	Brian Heere	2010
	.393	Isaac Byrd	1996

Career

MINIMUM 200 AT BATS

RK.	NO.	NAME	YEARS
1.	.386	Geno Nebbitt	1986
2.	.374	John Byrn	1986-87
3.	.373	Brian Heere	2008-10
4.	.370	Matt Gundelfinger	1978-80
5.	.369	Josh Kliner	1995-96
	.369	Rob Thomson	1983-85
7.	.366	Steve McGreevy	1963-65
8.	.364	Isaac Byrd	1995-96
9.	.358	Michael Tinsley	2014-16
10.	.357	Maui Ahuna	2021-22
	.357	Hugh Stanfield	1984-87

AT BATS (AB)

Game

NO.	PLAYER VS. OPPONENT	DATE
8	Tucker Tharp vs. Wichita State	April 10, 2012
	Matt Baty vs. Oklahoma State	April 8, 2004
	Mike Bard vs. Graceland	April 14, 1991

Season

RK.	NO.	NAME	YEAR
1.	290	Ritchie Price	2006
2.	265	Gus Milner	2006
	265	Ryan Baty	2004
4.	257	Ryan Baty	2003
5.	249	Ritchie Price	2005
6.	248	Ritchie Price	2004
7.	247	Tony Thompson	2009
8.	245	Erik Morrison	2006
	245	Matt Baty	2005
10.	244	John Wuycheck	1993

Career

RK.	NO.	NAME	YEARS
1.	1,022	Ritchie Price	2003-06
2.	873	Erik Morrison	2005-08
3.	868	James Cosentino	2017-21
4.	847	Robby Price	2007-10
5.	825	Matt Tribble	2001-04
6.	818	Matt Baty	2003-06
7.	793	Brent Wilhelm	1992-95
8.	788	Darryl Monroe	1991-94
9.	778	Ryan Baty	2000-04
10.	777	John Nelson	1998-2001

RUNS (R)

Game

NO.	PLAYER VS. OPPONENT	DATE
6	Joel Benninghoff vs. NW Missouri	March 16, 1993

Season

RK.	NO.	NAME	YEAR
1.	76	Joe DeMarco	1996
2.	68	Isaac Byrd	1996
3.	67	Robby Price	2010
4.	66	Josh Kliner	1996
	66	Jeff Berblinger	1993
6.	65	Dan Rude	1994
7.	64	David Narodowski	2009
	64	Joe DeMarco	1997
9.	63	Justin Headley	1996
	63	Darryl Monroe	1994

Career

RK.	NO.	NAME	YEARS
1.	204	Robby Price	2007-10
	204	Ritchie Price	2003-06
3.	202	Joe DeMarco	1994-97
4.	186	Darryl Monroe	1991-94
5.	180	Jeff Berblinger	1990-93
6.	177	Matt Baty	2003-06
7.	175	Brent Wilhelm	1992-95
8.	174	Justin Headley	1994-97
9.	166	James Cosentino	2017-21
10.	165	John Allman	2005-08



HITS (H)

Game	NO.	PLAYER VS. OPPONENT	DATE
	6	Tavian Josenberger at Oklahoma Ritchie Price vs. Oakland	April 10, 2021 Feb. 26, 2004

Season	RK.	NO.	NAME	YEAR
	1.	97	Ryan Baty	2003
	2.	96	Tony Thompson	2009
		96	Joe DeMarco	1997
	4.	95	Isaac Byrd	1996
	5.	94	Ryan Baty	2004
	6.	92	Brian Heere	2010
	7.	91	Josh Klimer	1996
	8.	89	Jared Schweitzer	2006
	9.	88	Casey Spanish	2003
	10.	87	Gus Milner	2006
		87	Jeff Niemeier	1993

Career	RK.	NO.	NAME	YEARS
	1.	312	Ritchie Price	2003-06
	2.	274	Darryl Monroe	1991-94
	3.	273	Ryan Baty	2000-04
	4.	262	Matt Baty	2003-06
	5.	261	Robby Price	2007-10
	6.	255	Matt Tribble	2001-04
	7.	253	John Allman	2005-08
	8.	247	Jeff Niemeier	1990-93
	9.	246	John Nelson	1998-2001
	10.	244	Erik Morrison	2005-08

DOUBLES (2B)

Game	NO.	PLAYER VS. OPPONENT	DATE
	3	Caleb Upshaw vs. West Virginia Nolan Metcalf at Air Force 18 more tied	April 30, 2022 April 27, 2022

Season	RK.	NO.	NAME	YEAR
	1.	28	Josh Klimer	1996
	2.	27	Tony Thompson	2009
	3.	24	Ryan Baty	2004
	4.	23	Ryan Baty	2003
	5.	22	Connor McKay	2015
		22	Zac Elgie	2011
		22	Justin Headley	1997
		22	Jeff Niemeier	1993
	9.	21	Ryan Baty	2002
		21	Justin Headley	1996
		21	Josh Igou	1993

Career	RK.	NO.	NAME	YEARS
	1.	68	Ryan Baty	2000-04
	2.	62	Jeff Niemeier	1990-93
	3.	60	Justin Headley	1994-97
	4.	57	Erik Morrison	2005-08
	5.	55	John Allman	2005-08
	6.	54	Josh Igou	1992-95
	7.	53	Matt Tribble	2001-04
	8.	52	Darryl Monroe	1991-94
	9.	51	Matt Baty	2003-06
		51	Ryan Klocksien	1999-2002

TRIPLES (3B)

Game	NO.	PLAYER VS. OPPONENT	DATE
	2	Maui Ahuna vs. West Virginia Nine more tied	May 25, 2021

Season	RK.	NO.	NAME	YEAR
	1.	9	John Wuycheck	1993
	2.	7	Casey Spanish	2003
		7	John Nelson	1999
		7	Hugh Stanfield	1984
	5.	6	Brock Simpson	2006
		6	John Nelson	2001
		6	Josh Klimer	1996
		6	Josh Igou	1995
		6	Geno Nebbitt	1986
		6	Steve Jeltz	1980
		6	John Spottswood	1979

Career	RK.	NO.	NAME	YEARS
	1.	16	John Nelson	1998-2001
		16	Darryl Monroe	1991-94
	3.	15	John Wuycheck	1990-93
	4.	14	Hugh Stanfield	1984-87
		14	Steve Jeltz	1978-80
	6.	12	Robby Price	2007-10
		12	Dan Rude	1992-94
		12	David Soult	1990-93
	9.	11	Brock Simpson	2005-07
		11	Matt Tribble	2001-04
		11	Casey Spanish	2000-03
		11	Justin Headley	1994-97
		11	John Spottswood	1978-79
		11	Andy Gilmore	1975-78

HOME RUNS (HR)

Game	NO.	PLAYER VS. OPPONENT	DATE
	3	Justin Headley vs. Creighton Jeff Mentel vs. Nebraska Joe Heeney vs. Kansas State John Perry vs. Wichita State	March 26, 1997 April 3, 1989 April 23, 1984 April 13, 1953

Season	RK.	NO.	NAME	YEAR
	1.	21	Tony Thompson	2009
	2.	18	Travis Metcalf	2004
	3.	17	Russ Blaylock	1981
	4.	16	Matt Gundelfinger	1980
	5.	14	Jake English	2024
		14	Cole Elvis	2023
		14	Erik Morrison	2006
	8.	13	Brian Turney	1994
		13	Kevin Bascue	1983
	10.	12	Janson Reeder	2023
		12	Caleb Upshaw	2022
		12	Jaxx Groshans	2019
		12	A.J. Van Slyke	2005
		12	Sean Richardson	2004
		12	Casey Spanish	2003
		12	Dan Benninghoff	1988
		12	Troy Mentzer	1988

Career	RK.	NO.	NAME	YEARS
	1.	35	Ryne Price	2005-08
	2.	32	Tony Thompson	2008-10
	3.	31	Buck Afenir	2006-09
		31	Erik Morrison	2005-08
	5.	29	Travis Metcalf	2002-04
	6.	28	Ryan Baty	2000-04
	7.	27	Matt Gundelfinger	1978-80
	8.	26	Jeff Niemeier	1990-93
	9.	25	Josh Igou	1992-95
	10.	24	Jake English	2021-24
		24	Darryl Monroe	1991-94

RUNS BATTED IN (RBIS)

Game	NO.	PLAYER VS. OPPONENT	DATE
	9	Joel Benninghoff vs. NW Missouri Chase Jans vs. Kansas State	March 16, 1993 April 16, 2023

Season	RK.	NO.	NAME	YEAR
	1.	85	Josh Klimer	1996
	2.	82	Tony Thompson	2009
	3.	71	Darryl Monroe	1994
	4.	69	Sean Richardson	2004
	5.	63	Jimmy Waters	2010
		63	Buck Afenir	2009
		63	Jeff Niemeier	1993
	8.	62	Jeff Niemeier	1991
	9.	60	Ryne Price	2008
		60	Josh Dimmick	1998

Career	RK.	NO.	NAME	YEARS
	1.	187	Jeff Niemeier	1990-93
	2.	172	Darryl Monroe	1991-94
	3.	171	Erik Morrison	2005-08
	4.	170	Josh Igou	1992-95
	5.	168	Ryan Baty	2000-04
	6.	163	Josh Dimmick	1995-98
	7.	159	Buck Afenir	2006-09
		159	John Allman	2005-08
	9.	158	Brent Wilhelm	1992-95
	10.	155	Ryne Price	2005-08

STOLEN BASES (SB)

Game	NO.	PLAYER VS. OPPONENT	DATE
	5	John Nelson vs. UTPA Pat Karlin vs. NW Missouri	May 13, 2001 April 26, 1989

Season	RK.	NO.	NAME	YEAR
	1.	42	John Nelson	2000
		42	Pat Karlin	1990
	3.	40	Pat Karlin	1989
	4.	34	Joe DeMarco	1997
		34	Steve Dowling	1988
	6.	33	Jeff Berblinger	1993
	7.	32	Joe DeMarco	1996
	8.	31	John Nelson	2001
		31	Darryl Monroe	1992
	10.	30	Matt Baty	2005
		30	Joe DeMarco	1995

Career	RK.	NO.	NAME	YEARS
	1.	114	Pat Karlin	1987-90
	2.	99	Joe DeMarco	1994-97
	3.	95	John Nelson	1998-2001
	4.	88	Darryl Monroe	1991-94
	5.	79	Hugh Stanfield	1984-87
	6.	78	Matt Baty	2003-06
		78	Jeff Berblinger	1990-93
	8.	65	Steve Jeltz	1978-80
	9.	59	Brett Kappelmann	1997-2000
	10.	53	Steve Dowling	1988-89

STRIKEOUTS (SO)**Game**

NO.	PLAYER VS. OPPONENT	DATE
6	James Cosentino at Wichita State	March 20, 2019

Season

RK.	NO.	NAME	YEAR
1.	74	Cole Elvis	2023
2.	71	James Cosentino	2021
3.	69	Preston Land	2009
	69	James Cosentino	2019
5.	66	James Cosentino	2018
6.	62	Preston Land	2008
	62	Ryne Price	2007
	62	Chad King	1999
	62	Brandon O'Neal	1999
10.	59	Skyler Messinger	2019

Career

RK.	NO.	NAME	YEARS
1.	278	Jamea Cosentino	2017-21
2.	239	Preston Land	2006-09
3.	187	Connor McKay	2012-15
	187	Ryne Price	2005-08
5.	172	Brett Vosik	2017-21
6.	165	Erik Morrison	2005-08
7.	159	John Nelson	1998-2001
8.	155	Ka'iana Eldredge	2011-14
	155	Buck Afenir	2006-09
10.	148	Brett Kappelmann	1998-2000

WALKS (BB)**Game**

NO.	PLAYER VS. OPPONENT	DATE
5	Pat Karlin vs. Oklahoma	May 6, 1988
	Jake English at Cincinnati	May 15, 2024

Season

RK.	NO.	NAME	YEAR
1.	59	Josh Igou	1994
2.	56	Rocky Helm	1988
3.	53	Jaxx Groshans	2019
4.	52	Josh Klinter	1995
5.	51	Josh Igou	1993
6.	50	Jake English	2024
	50	Tom Buchanan	1989
8.	47	Joe DeMarco	1995
	47	Kent Mahon	1994
10.	46	Rocky Helm	1987

Career

RK.	NO.	NAME	YEARS
1.	143	Josh Igou	1992-95
2.	139	Robby Price	2007-10
3.	136	Joe DeMarco	1994-97
4.	123	Justin Headley	1994-97
5.	118	Justin Protacio	2012-15
6.	115	John Nelson	1998-2001
7.	114	Preston Land	2006-09
8.	109	James Cosentino	2017-21
	109	Ryan Klocksien	1999-2002
	109	Brent Wilhelm	1992-95

TOTAL BASES (TB)**Game**

NO.	PLAYER VS. OPPONENT	DATE
14	Joe Heeney vs. Kansas State	April 23, 1984

Season

RK.	NO.	NAME	YEAR
1.	186	Tony Thompson	2009
2.	161	Josh Klinter	1996
3.	154	Ryan Baty	2003
4.	153	Casey Spanish	2003
5.	151	Ryan Baty	2004
6.	143	Jeff Niemeier	1993
7.	138	Gus Milner	2006
	138	Jared Schweitzer	2006
	138	Justin Headley	1997
10.	137	Geno Nebbitt	1986

Career

RK.	NO.	NAME	YEARS
1.	433	Ryan Baty	2000-04
2.	430	Darryl Monroe	1991-94
3.	399	Jeff Niemeier	1990-93
4.	398	Erik Morrison	2005-08
5.	378	Ritchie Price	2003-06
	378	Matt Tribble	2001-04
7.	371	Robby Price	2007-10
8.	369	John Allman	2005-08
	369	Brent Wilhelm	1992-95
10.	361	Josh Igou	1992-95

HIT-BY-PITCH (HBP)**Game**

NO.	PLAYER VS. OPPONENT	DATE
3	Cooper Combs vs. Illinois-Chicago	Feb. 18, 2024
	Eight more tied	

Season

RK.	NO.	NAME	YEAR
1.	27	Rudy Karre	2017
2.	22	James Cosentino	2019
		Casey Lytle	2010
3.	19	James Cosentino	2018
	19	Ryne Price	2007
5.	18	Colby Wright	2016
	18	Colby Wright	2015
	18	Robby Price	2010
	18	John Allman	2007
	18	Ritchie Price	2004
10.	17	Ben Hartl	2024
	17	Ritchie Price	2005
	17	Rory Tarquinio	1993

Career

RK.	NO.	NAME	YEARS
1.	55	John Allman	2005-08
2.	54	James Cosentino	2017-21
3.	53	Ritchie Price	2003-06
4.	51	Rudy Karre	2016-19
	51	Robby Price	2007-10
	51	Ryne Price	2005-08
7.	43	Colby Wright	2013-16
8.	37	Erik Morrison	2005-08
9.	32	Devin Foyle	2016-18
10.	30	Casey Lytle	2008-11
	30	Dan Rude	1992-95

SACRIFICE HITS (SH)**Season**

RK.	NO.	NAME	YEAR
1.	30	Kevin Kuntz	2013
2.	24	Robby Price	2008
3.	15	Ritchie Price	2003
4.	14	Kevin Kuntz	2012
	14	Robby Price	2009
	14	Robby Price	2007
7.	13	Colby Wright	2014
8.	12	Tommy Mirabelli	2014
	12	Ritchie Price	2004
	12	J.C. Sibley	2004

Career

RK.	NO.	NAME	YEARS
1.	55	Robby Price	2007-10
2.	49	Kevin Kuntz	2010-13
3.	35	Ritchie Price	2003-06
4.	28	Justin Protacio	2012-15
	28	Ka'iana Eldredge	2011-14
6.	24	Matt Baty	2003-06
	24	Matt Tribble	2001-04
8.	22	James Cosentino	2017-21
9.	21	Colby Wright	2013-16
	21	Tommy Mirabelli	2013-16

SLUGGING PERCENTAGE (SLG%)**Season****MINIMUM 75 AT BATS**

RK.	NO.	NAME	YEAR
1.	.834	Russ Blaylock	1981
2.	.832	Matt Gundelfinger	1980
3.	.774	Josh Klinter	1996
4.	.755	Kevin Bascue	1983
5.	.753	Tony Thompson	2009
6.	.703	Dick Bradley	1972
7.	.678	Rob Thomson	1985
8.	.675	Paul Womble	1971
9.	.674	Joe Heeney	1984
10.	.671	Rob Thomson	1984

Career**MINIMUM 200 AT BATS**

RK.	NO.	NAME	YEARS
1.	.754	Matt Gundelfinger	1978-80
2.	.662	Geno Nebbitt	1986
3.	.638	Josh Klinter	1995-96
4.	.582	Tony Thompson	2008-10
	.582	John Byrn	1986-87
6.	.570	Rob Thomson	1983-85
7.	.559	Jeff Niemeier	1990-93
8.	.557	Ryan Baty	2000-04
9.	.547	Chuck Christensen	1984-85
10.	.546	Darryl Monroe	1991-94

ON-BASE PERCENTAGE (OB%)**Season****MINIMUM 75 AT BATS**

RK.	NO.	NAME	YEAR
1.	.554	Josh Klinter	1996
2.	.530	Chuck Christensen	1985
3.	.519	Rob Thomson	1985
4.	.511	Joe Heeney	1984
5.	.500	Joe DeMarco	1997
6.	.497	John Byrn	1986
7.	.495	Tom Buchanan	1988
	.495	Dick Bradley	1972
9.	.490	John Byrn	1987
10.	.485	Rob Thomson	1984

Career**MINIMUM 200 AT BATS**

RK.	NO.	NAME	YEARS
1.	.511	Josh Klinter	1995-96
2.	.493	John Byrn	1986-87
3.	.469	Geno Nebbitt	1986
4.	.465	Joe DeMarco	1994-97
5.	.460	Brian Heere	2007-10
6.	.455	Tom Buchanan	1988-89
7.	.454	John Allman	2004-08
8.	.451	Isaac Byrd	1995-96
9.	.448	Rob Thomson	1983-85
10.	.447	Maui Ahuna	2021-22



HITTING STREAKS

Season			
RK.	NO.	NAME	YEAR
1.	24	Tavian Josenberger	2021
		Jared Schweitzer	2005
3.	23	Tony Thompson	2008-09
4.	22	Robby Price	2010
5.	21	Ryan Baty	2003
6.	20	John Nett	2024
	20	Tony Thompson	2009
	20	Matt Tribble	2003
9.	19	Brian Heere	2010
	19	Justin Headley	1996

PITCHING CATEGORIES**APPEARANCES (APP)**

Season			
RK.	NO.	NAME	YEAR
1.	39	Travis Blankenship	2009
2.	37	Don Czyz	2006
3.	36	Paul Smyth	2006
	36	Don Czyz	2005
5.	34	Travis Blankenship	2010
	34	Paul Smyth	2008
7.	33	Colton Murray	2009
	33	Don Czyz	2004
	33	Jimmy Walker	1993
10.	32	Stephen Villines	2017
	32	Jordan Piche'	2013
	32	Paul Smyth	2007

Career

RK.	NO.	NAME	YEARS
1.	129	Paul Smyth	2006-09
2.	128	Don Czyz	2003-06
3.	114	Stephen Villines	2014-17
4.	88	Daniel Hegarty	2018-22
5.	81	Blake Goldsberry	2016-20
6.	80	Colton Murray	2009-11
7.	79	Wally Marciel	2007-11
	79	Jimmy Walker	1990-93
9.	78	Jonah Ulane	2018-22
	78	Frank Duncan	2011-14
	78	Craig Stoppel	1987-90

GAMES STARTED (GS)

Season			
RK.	NO.	NAME	YEAR
1.	19	Mike Zagurski	2005
2.	18	Ricky Fairchild	2006
	18	Sean Land	2006
	18	Kodiak Quick	2006
5.	17	Pete Smart	2000
6.	16	10 tied with	

Career

RK.	NO.	NAME	YEARS
1.	50	T.J. Walz	2008-11
2.	48	Thomas Taylor	2009-13
3.	46	Rusty Philbrick	1997-2000
4.	43	Frank Duncan	2011-14
	43	David Meyer	1991-94
6.	42	Ryan Zeferjahn	2017-19
		Jamie Splittorff	1993-95
8.	41	Jim Phillips	1980-83
9.	40	Clay Baird	1993-96
10.	37	Wes Benjamin	2012-14
	37	Robert Allinder	1973-77

INNINGS PITCHED (IP)

Game		
NO.	PLAYER VS. OPPONENT	DATE
12.0	Jerry Waldschmidt vs. Oklahoma	April 9, 1960

Season

RK.	NO.	NAME	YEAR
1.	121.1	Kodiak Quick	2005
2.	118.2	Frank Duncan	2014
3.	115.1	Pete Smart	2001
4.	115.0	Jamie Splittorff	1995
5.	113.2	Pete Smart	2000
6.	113.1	Ryan Knippschild	2003
7.	112.2	Mike Zagurski	2005
8.	112.0	Kodiak Quick	2006
9.	111.1	Frank Duncan	2012
	111.1	Ryan Knippschild	2004

Career

RK.	NO.	NAME	YEARS
1.	360.1	Frank Duncan	2011-14
2.	328.1	T.J. Walz	2008-11
3.	310.1	Rusty Philbrick	1997-2000
4.	296.1	Pete Smart	1998-2001
5.	294.2	Jim Phillips	1980-83
6.	292.2	Thomas Taylor	2009-13
7.	290.1	Jamie Splittorff	1993-95
8.	288.1	Chris Corn	1991-94
9.	270.1	David Meyer	1991-94
10.	257.2	Jimmy Walker	1990-93

WINS (W)

Season			
RK.	NO.	NAME	YEAR
1.	11	Kodiak Quick	2006
2.	10	Drew Morovick	2014
	10	Kodiak Quick	2005
	10	Jamie Splittorff	1994
	10	Curtis Shaw	1990
	10	Terry Sutcliffe	1978
7.	9	Seven tied with	

Career

RK.	NO.	NAME	YEARS
1.	26	T.J. Walz	2008-11
	26	Jim Phillips	1980-83
3.	23	Jamie Splittorff	1993-95
	23	Jimmy Walker	1990-93
5.	22	Chris Corn	1991-94
	22	Terry Sutcliffe	1977-79
7.	21	Drew Morovick	2012-15
	21	Kodiak Quick	2005-06
9.	20	Thomas Taylor	2009-13
	20	Pete Smart	1998-2001

STRIKEOUTS (SO)

Game		
NO.	PLAYER VS. OPPONENT	DATE
18	Carl Nelson vs. Arkansas	April 1, 1963
	Larry Miller vs. Oklahoma State	May 16, 1958

Season

RK.	NO.	NAME	YEAR
1.	112	Mike Zagurski	2005
2.	111	Roger Slagle	1976
3.	108	Larry Miller	1958
4.	107	Ryan Zeferjahn	2019
5.	104	Jimmy Walker	1993
6.	103	Ben Krauth	2016
7.	100	Ryan Zeferjahn	2018
	100	Frank Duncan	2012
9.	95	T.J. Walz	2010
	95	Carl Nelson	1963

Career

RK.	NO.	NAME	YEARS
1.	307	T.J. Walz	2008-11
2.	269	Frank Duncan	2011-14
3.	260	Ryan Zeferjahn	2017-19
4.	242	Rusty Philbrick	1997-2000
5.	238	Chris Corn	1991-94
6.	237	Thomas Taylor	2009-13
7.	226	Jimmy Walker	1990-93
8.	220	Steve Renko III	1988-90
9.	207	Jamie Splittorff	1993-95
10.	206	Eric Stonecipher	1989-91

STRIKEOUTS/9 INNINGS**Season****MINIMUM 25 INNINGS PITCHED**

RK.	NO.	NAME	YEAR
1.	14.36	Steve Renko Jr.	1965
2.	13.83	Jonah Ulane	2019
3.	13.68	Hunter Cranton	2024
4.	13.02	Brett Bochy	2009
5.	12.68	Kolby Dougan	2023
6.	12.54	Dan Rude	1994
7.	12.46	Dan Rude	1995
8.	12.36	Larry Miller	1958
9.	12.18	Roger Slale	1976
10.	11.88	Bill Maddux	1968

Career**MINIMUM 100 INNINGS PITCHED**

RK.	NO.	NAME	YEARS
1.	11.29	Larry Miller	1957-58
2.	10.77	Bill Maddux	1966-68
3.	10.59	Ryan Zeferjahn	2017-19
4.	9.97	Roger Slagle	1974-75
5.	9.72	Curtis Shaw	1988-90
6.	9.47	Dan Rude	1992-95
7.	9.18	Ben Krauth	2015-16
8.	9.11	Ryan Vanderhei	2020-22
9.	8.90	Andy Marks	2006-07
	8.90	Jerry Walschmidt	1962-63

COMPLETE GAMES (CG)**Season**

RK.	NO.	NAME	YEAR
1.	10	Dick Gilman	1949
2.	9	Terry Sutcliffe	1979
	9	Roger Slagle	1976
4.	8	Jim Phillips	1980
	8	Dan St. Clair	1979
6.	7	Curtis Schmidt	1991
	7	John Heeney	1986
	7	Paul Henry	1986
	7	Bill Thurnhoffer	1975
	7	Randy Stroup	1968

Career

RK.	NO.	NAME	YEARS
1.	24	Jim Phillips	1980-83
2.	18	Terry Sutcliffe	1973-76
3.	16	Robert Allinder	1973-76
4.	14	Dan St. Clair	1978-79
	14	Roger Slagle	1975-76
6.	12	Curtis Schmidt	1991-92
	12	John Heeney	1983-86
8.	11	Kevin Kerschen	1976-79
	11	Bill Steigemeier	1970-72
10.	10	Dave Rusch	1977-78
	10	Steve Corder	1971-73
	10	Jack Stonestreet	1951-53

SAVES (SV)

Season			
RK.	NO.	NAME	YEAR
1.	19	Don Czyz	2006
2.	14	Stephen Villines	2017
3.	13	Stephen Villines	2015
4.	12	Zack Leban	2018
	12	Jordan Piche'	2013
6.	11	Jonah Ulane	2021
		Jimmy Walker	1993
8.	10	Paul Smyth	2008
	10	Don Czyz	2005
10.	9	Paul Smyth	2009
	9	Jonah Ulane	2019

Career

RK.	NO.	NAME	YEARS
1.	40	Stephen Villines	2014-17
2.	31	Don Czyz	2003-06
3.	27	Jonah Ulane	2018-22
	27	Paul Smyth	2006-09
5.	15	Jordan Piche'	2013-14
6.	13	Zack Leban	2016-18
	13	Jimmy Walker	1990-93
8.	11	Colton Murray	2009-11
9.	10	Casey Barrett	1995-96
10.	9	Galen Worley	1978-79

LOSSES (L)

Season			
RK.	NO.	NAME	YEAR
1.	10	Brad Hinkle	1989
2.	9	Cole Larsen	2022
	9	Taylor Turski	2018
	9	Justin Wilcher	2001
	9	Pete Smart	2000
5.	8	Frank Duncan	2012
	8	Nick Czyz	2007
	8	Ryan Knippschild	2004
	8	Rusty Philbrick	1999
	8	Chris Williams	1999
	8	Steve Purdy	1987
	8	Bill Thurnhoffer	1975

Career

RK.	NO.	NAME	YEARS
1.	21	Frank Duncan	2011-14
2.	19	Ryan Cyr	2018-21
	19	Rusty Philbrick	1997-2000
	19	Robert Allinder	1973-76
5.	18	Tanner Poppe	2010-13
	18	Nick Czyz	2006-08
	18	Brad Hinkle	1987-90
8.	17	Pete Smart	1998-2001
9.	16	John Heeney	1983-86
10.	15	Cole Larsen	2020-22
	15	Blake Weiman	2015-17
	15	T.J. Walz	2008-11
	15	Paul Smyth	2006-09
	15	Chris Smart	2001-04
	15	Clay Baird	1993-96
	15	Eric Stonecipher	1989-91

SHUTOUTS (SHO)

Season			
RK.	NO.	NAME	YEAR
1.	3	Dan St. Clair	1978
	3	Steve Corder	1972
	3	Larry Miller	1958
4.	2	Nine tied with	

Career

RK.	NO.	NAME	YEARS
1.	4	Dan St. Clair	1978-79
	4	Terry Sutcliffe	1977-79
	4	Steve Corder	1971-73
	4	Larry Miller	1957-58
5.	3	Pete Smart	1998-2001
	3	Steve Renko III	1987-90
	3	Brian Rhodes	1975-77
	3	Robert Allinder	1973-76
	3	Robert Cox	1972-73
	3	Richard Slicker	1968-69
	3	Tom Holler	1959-61

WALKS (BB)

Game		
NO.	PLAYER VS. OPPONENT	DATE
12	Bill Maddux vs. Oklahoma State	May 3, 1968

Season			
RK.	NO.	NAME	YEAR
1.	67	Brad Hinkle	1989
2.	64	Steve Purdy	1987
3.	63	Eric Stonecipher	1990
4.	62	Jimmy Walker	1991
5.	59	Steve Renko III	1990
	59	Craig Mulcahy	1988
7.	58	Chris Corn	1993
8.	56	Jamie Splittorff	1995
	56	Steve Renko III	1989
10.	55	Rory Ramsdell	1991
	55	Steve McGinness	1990

Career

RK.	NO.	NAME	YEARS
1.	174	Chris Corn	1991-94
2.	164	Steve Renko III	1987-90
3.	162	Brad Hinkle	1987-90
4.	161	Eric Stonecipher	1989-91
5.	150	David Meyer	1991-94
6.	145	Jimmy Walker	1990-93
7.	130	Tom Holler	1959-61
8.	126	Ron Wiley	1956-58
9.	125	Rusty Philbrick	1997-2000
10.	123	Steve McGinness	1988-91

EARNED RUN AVERAGE (ERA)

Season			
RK.	NO.	NAME	YEAR
1.	0.90	Charles Moffett	1949
2.	0.99	Steve Renko Jr.	1964
3.	1.21	Roger Slagle	1976
4.	1.38	Bill Steigemeier	1970
5.	1.44	Jonah Ulane	2021
	1.44	Chuck Dobson	1964
7.	1.50	Stephen Villines	2014
8.	1.56	Don Czyz	2006
9.	1.60	Paul Smyth	2007
	1.60	Dick Gilman	1949

Career

MINIMUM 100 INNINGS PITCHED			
RK.	NO.	NAME	YEARS
1.	1.47	Fred Chana	1964-66
2.	1.80	Roger Slagle	1974-75
3.	2.35	Dan St. Clair	1978-79
4.	2.41	Terry Sutcliffe	1977-79
5.	2.45	Stephen Villines	2014-17
6.	2.61	Bill Steigemeier	1970-72
7.	2.64	Robert Wolf	1969-72
8.	2.73	Randey Stroup	1967-69
9.	2.89	Steve Corder	1971-73
10.	2.92	Curtis Schmidt	1991-92

HIT BATSMEN (HBP)

Game		
NO.	PLAYER VS. OPPONENT	DATE
5	Bill Maddux vs. Oklahoma State	May 3, 1968

Season			
RK.	NO.	NAME	YEAR
1.	17	Ryan Zeferjahn	2018
2.	16	Ryan Zeferjahn	2019
3.	15	Alex Cox	2011
4.	14	Ricky Fairchild	2006
	14	Doug Lantz	2001
6.	13	Reese Dutton	2024
	13	Tanner Poppe	2010
	13	Chris Smart	2004
	13	Rusty Philbrick	2000
	13	Ryan Van Gilder	1995

Career

RK.	NO.	NAME	YEARS
1.	40	Ryan Zeferjahn	2017-19
	38	Tanner Poppe	2010-13
3.	37	Thomas Taylor	2009-13
4.	33	Rusty Philbrick	1997-2000
5.	32	Frank Duncan	2011-14
6.	30	Pete Smart	1998-2001
7.	28	Jamie Splittorff	1995-95
8.	26	Daniel Hegarty	2018-22
9.	25	Robert Kahana	2012-14
	25	Wally Marciel	2007-11

WIN PERCENTAGE (WIN%)

Season			
6+ DECISIONS			
RK.	NO.	NAME	YEARS
1.	1.000 (6-0)	Don Czyz	2006
	1.000 (10-0)	Terry Sutcliffe	1978
3.	.909 (10-1)	Jamie Splittorff	1994
4.	.900 (9-1)	Dan St. Clair	1979
5.	.857 (6-1)	Collin Baumgartner	2023
	.857 (6-1)	Jason Schreiber	1994
7.	.833 (5-1)	Nathan Barry	2019
	.833 (5-1)	Paul Smyth	2006
	.833 (5-1)	Craig Mulcahy	1988
10.	.818 (9-2)	Brandon Johnson	2003
	.818 (9-2)	Chris Corn	1994
	.818 (9-2)	Jimmy Walker	1993

Career

10+ DECISIONS			
RK.	NO.	NAME	YEARS
1.	.815 (22-5)	Terry Sutcliffe	1977-79
2.	.800 (16-4)	Dan St. Clair	1978-79
3.	.727 (8-3)	Steve Renko, Jr.	1964-65
4.	.719 (23-9)	Jamie Splittorff	1993-95
5.	.704 (19-8)	Kevin Kerschen	1976-79
6.	.700 (7-3)	David Soult	1990-93
7.	.696 (16-7)	Curtis Shaw	1988-90
8.	.677 (21-10)	Kodiak Quick	2005-06
9.	.667 (26-13)	Jim Phillips	1980-83
10.	.657 (23-12)	Jimmy Walker	1990-93

PICKOFFS (PO)

Season			
RK.	NO.	NAME	YEARS
1.	9	Tom Gorzelanny	2002
2.	8	Ben Krauth	2015
3.	6	Ben Krauth	2016
4.	5	Drew Morovick	2014
	5	Dan Olson	2002
	5	Pete Smart	2001
7.	4	Hunter Cashero	2023
	4	Blake Weiman	2017
	4	Drew Morovick	2015
	4	Kodiak Quick	2005
	4	Jamie Splittorff	1995



RECORDS BY CLASS

FRESHMAN

STAT	NO.	PLAYER, YEAR
GP	63	Erik Morrison, 2005
AB	235	Ritchie Price, 2003
Runs	44	Ritchie Price, 2003
Hits	75	Ritchie Price, 2003
2B	14	Devin Foyle, 2016
3B	7	Hugh Stanfield, 1984
HR	9	Preston Land, 2006
RBI	40	Ryne Price, 2005
SH	15	Ritchie Price, 2003
SB	23	Hugh Stanfield, 1984
HBP	14	Devin Foyle, 2016
AVG	.378	Kodey Shojinaga, 2023
APP	36	Paul Smyth, 2006
Starts	15	Dominic Voegele, 2024 Wes Benjamin, 2012
Wins	9	Jim Phillips, 1980
Saves	8	Stephen Villines, 2014
CG	8	Jim Phillips, 1980
IP	94.0	Wes Benjamin, 2012
SO	80	Dominic Voegele, 2024

SOPHOMORE

STAT	NO.	PLAYER, YEAR
GP	67	John Allman, 2006
AB	248	Ritchie Price, 2004
Runs	62	Matt Baty, 2004
Hits	96	Tony Thompson, 2009
2B	27	Tony Thompson, 2009
3B	7	John Nelson, 1999
HR	21	Tony Thompson, 2009
RBI	82	Tony Thompson, 2009
SH	24	Robby Price, 2008
SB	31	Darryl Monroe, 1992
HBP	27	Rudy Karre, 2017
APP	33	Don Czyz, 2004
Starts	15	Frank Duncan, 2012 Andy Marks, 2007 Paul Henry, 1986
Wins	10	Jamie Splittorff, 1994 Terry Sutcliffe, 1978
Saves	13	Stephen Villines, 2015
CG	7	Paul Henry, 1986
IP	111.1	Frank Duncan, 2012
SO	100	Ryan Zeferjahn, 2018 Frank Duncan, 2012

JUNIOR

STAT	NO.	PLAYER, YEAR
GP	66	Pat Karlin, 1989
AB	257	Ryan Baty, 2003
Runs	76	Joe DeMarco, 1996
Hits	97	Ryan Baty, 2003
2B	23	Ryan Baty, 2003
3B	6	Steve Jeltz, 1980
HR	18	Travis Metcalf, 2004
RBI	69	Sean Richardson, 2004
SH	14	Kevin Kuntz, 2012 Robby Price, 2009
SB	42	John Nelson, 2000
HBP	22	James Cosentino, 2019
APP	39	Travis Blankenship, 2009
Starts	18	Sean Land, 2006
Wins	10	Drew Morovick, 2014 Kodiak Quick, 2005 Curtis Shaw, 1990
Saves	12	Zack Leban, 2018 Jordan Piche', 2013
CG	10	Dick Gilman, 1949
IP	121.1	Kodiak Quick, 2005
SO	107	Ryan Zeferjahn, 2019

SENIOR

STAT	NO.	PLAYER, YEAR
GP	68	Ritchie Price, 2006
AB	290	Ritchie Price, 2006
Runs	67	Robby Price, 2010
Hits	96	Joe DeMarco, 1997
2B	28	Josh Kliner, 1996
3B	9	John Wuycheck, 1993
HR	17	Russ Blaylock, 1981
RBI	85	Josh Kliner, 1996
SH	30	Kevin Kuntz, 2013
SB	42	Pat Karlin, 1990
HBP	18	Colby Wright, 2016 Robby Price, 2010
APP	37	Don Czyz, 2006
Starts	19	Mike Zagurski, 2005
Wins	11	Kodiak Quick, 2006
Saves	19	Don Czyz, 2006
CG	9	Roger Slagle, 1976
IP	118.2	Frank Duncan, 2014
SO	112	Mike Zagurski, 2005

ALL-TIME STREAKS

CATEGORY	RECORD	YEAR (S)
Consecutive Wins	14	1994
Consecutive Losses	12	1999
Consecutive Wins to Start a Season	10	2002
Consecutive Losses to Start a Season	5	1975, 1968, 1944, 1925
Consecutive Home Wins	21	1978-79
Consecutive Home Losses	9	1999
Consecutive Road Wins	8	1981, 1978
Consecutive Road Losses	15	1988, 1984-85
Consecutive Big 12 Wins	9	2014

YEAR-BY-YEAR PITCHING

	G	W-L-T	IP	H	R	ER	ERA	BB	SO	CG	SHO	WP	HBP	SV
2024	54	31-23-0	470.1	491	293	252	4.82	215	495	0	1	29	65	7
2023	57	25-32-0	491.2	554	382	339	6.21	235	418	1	3	44	51	10
2022	55	20-35-0	474.2	596	466	420	7.96	262	364	3	0	61	73	7
2021	57	30-27-0	497.1	535	340	302	5.47	236	411	4	4	48	61	13
2020	17	7-10-0	145.2	145	75	67	4.14	51	127	1	0	11	13	3
2019	58	32-26-0	516.0	530	322	294	5.13	232	452	4	5	46	47	14
2018	57	27-30-0	501.2	542	396	343	6.15	268	510	1	1	77	69	14
2017	58	30-28-0	504.0	515	300	248	4.43	207	468	0	1	68	49	16
2016	56	20-35-1	482.0	588	379	336	6.27	238	367	2	1	53	47	6
2015	55	23-32-0	488.2	576	337	302	5.56	229	331	0	1	51	59	15
2014	61	35-26	541.0	542	255	216	3.59	157	335	9	4	36	45	12
2013	59	34-25	535.1	520	263	205	3.45	193	353	3	9	32	42	14
2012	58	24-34-0	516.2	528	290	250	4.35	200	372	4	4	33	64	8
2011	56	26-30-0	491.1	495	286	228	4.18	200	365	1	2	31	82	10
2010	59	31-27-1	525.1	575	363	319	5.47	216	456	2	4	37	73	11
2009	63	39-24-0	553.1	571	332	274	4.46	179	466	4	4	40	65	10
2008	57	30-27-0	490.1	561	351	299	5.49	217	385	0	4	35	64	12
2007	58	28-30-0	495.0	511	307	246	4.47	204	423	0	2	39	64	8
2006	68	43-25-0	592.1	646	379	317	4.82	233	407	0	2	54	51	20
2005	64	36-28-0	563.2	611	383	296	4.73	232	462	3	2	61	57	11
2004	63	31-31-1	543.2	590	372	315	5.21	270	388	2	1	76	56	7
2003	63	35-28-0	541.2	627	361	317	5.27	202	364	12	2	48	47	11
2002	51	22-29-0	442.1	522	338	258	5.25	168	273	8	0	61	28	7
2001	56	26-30-0	482.0	530	294	252	4.71	158	321	11	3	39	52	11
2000	55	25-30-0	464.0	570	327	276	5.35	176	286	6	4	38	54	7
1999	54	14-40-0	469.1	652	480	395	7.57	210	365	1	1	57	76	3
1998	51	22-29-0	443.2	536	380	318	6.45	236	360	3	1	57	44	5
1997	56	31-25-0	487.2	578	407	314	5.79	248	375	0	1	71	42	10
1996	56	26-30-0	487.0	637	497	400	7.39	308	305	2	1	72	39	13
1995	57	24-33-0	497.2	603	459	355	6.42	337	313	4	1	77	68	7
1994	58	40-18-0	521.2	563	356	247	4.26	214	352	14	2	62	40	17
1993	63	45-18-0	555.0	546	298	250	4.05	266	470	6	6	50	32	13
1992	53	25-28-0	437.0	449	299	246	5.07	233	327	8	4	32	38	9
1991	59	31-28-0	504.2	559	417	322	5.74	354	383	14	1	49	26	7
1990	58	27-31-0	474.1	442	323	255	4.84	333	398	7	3	39	42	7
1989	67	32-35-0	539.1	576	431	325	5.42	410	464	9	3	73	43	10
1988	59	25-34-0	460.1	566	491	377	7.37	384	383	7	2	62	33	10
1987	55	15-39-1	391.0	591	513	395	9.09	295	274	9	1	70	26	0
1986	59	25-34-0	421.0	487	402	289	6.19	272	226	26	2	49	26	3
1985	50	19-30-1	362.2	499	423	355	8.81	290	209	11	2	33	23	6
1984	48	23-25-0	359.0	388	287	213	5.33	204	227	11	2	29	10	4
1983	34	17-17-0	257.0	272	171	125	4.38	140	131	13	3	18	18	2
1982	50	25-27-0	372.0	435	296	230	5.56	192	219	14	0	17	22	2
1981	51	32-19-0	358.1	371	193	138	3.47	135	227	16	3	22	4	3
1980	45	26-19-0	313.1	339	236	180	5.17	184	172	17	3	29	15	4
1979	48	34-13-1	333.0	257	153	107	2.89	151	258	22	7	16	19	1
1978	48	35-11-1	341.1	299	175	125	3.30	137	260	22	9	11	13	2
1977	46	22-23-1	315.2	346	188	147	4.19	161	151	22	0	23	3	3
1976	37	23-14-0	273.0	213	118	78	2.52	124	246	18	8	12	13	4
1975	40	15-25-0	305.1	311	179	135	3.98	136	178	40	3	23	15	5
1974	39	17-22-0	284.2	292	196	124	3.93	186	168	15	4	32	16	0
1973	26	11-15-0	193.0	192	107	78	3.64	88	144	8	5	25	9	0
1972	30	20-10-0	218.0	180	91	65	2.68	63	171	16	6	8	2	6
1971	33	11-22-0	242.1	280	199	123	4.57	105	170	12	3	23	5	2
1970	23	15-8-0	172.2	134	67	44	2.29	77	134	10	0	6	2	0
1969	26	12-14-0	200.0	196	128	80	3.60	120	134	7	3	9	5	---
1968	27	7-20-0	212.1	213	177	132	5.50	136	179	11	1	15	7	---
1967	27	12-15-0	225.0	167	96	64	2.56	110	168	8	5	---	7	---
1966	25	8-17-0	188.0	201	152	119	5.67	131	163	7	0	---	9	---
1965	25	12-13-0	187.2	149	103	74	3.60	120	174	12	2	---	7	---
1964	27	16-11-0	207.1	156	91	---	2.97	130	209	---	4	---	---	---
1963	25	15-10-0	211.0	149	90	63	2.61	109	201	---	2	---	---	---
1962	26	16-11-0	210.1	187	109	88	3.77	120	166	---	4	---	---	---
1961	19	5-14-0	137.2	137	119	78	5.10	134	111	---	1	---	---	---

YEARLY LEADERS

OFFENSIVE CATEGORIES

HITS (H)

YEAR	NAME	NO.
1955	Forrest Hoglund	22
1956	Barry Robertson	26
1957	Jim Trombold	26
1958	Barry Robertson	29
	Ron Wiley	29
1959	Cleveland Dunigan	22
1960	Marion Bryant	23
1961	Keith Abercrombie	20
1962	Hubert Bumgardner	35
1963	Ralph Pagani	26
1964	Steve McGreevy	42
1965	Steve McGreevy	33
1966	Jim Shanks	25
1967	Junior Riggins	23
1968	Junior Riggins	28
1969	Lynn Snelgrove	28
1970	Keith Lieppman	35
1971	Paul Womble	44
1972	Dick Bradley	39
1973	Dick Bradley	21
1974	Kurt Knoff	40
1975	Ron MacDonald	48
1976	Lee Ice	37
1977	Ron MacDonald	55
1978	John Spottswood	53
1979	John Spottswood	57
1980	Matt Gundelfinger	61
1981	Roger Riley	57
1982	Dick Lewallen	69
1983	Mark Gile	42
1984	Rob Thomson	70
1985	Rob Thomson	58
1986	Geno Nebbitt	80
1987	Hugh Stanfield	72
1988	Steve Dowling	75
1989	Steve Dowling	70
1990	Pat Karlin	65
1991	Jeff Berbling	81
1992	Darryl Monroe	74
1993	Jeff Niemeier	87
1994	Darryl Monroe	80
1995	Brent Wilhelm	63
1996	Isaac Byrd	95
1997	Joe DeMarco	96
1998	Clint Wyrick	73
1999	John Nelson	64
2000	Ryan Klocksien	74
2001	John Nelson	67
2002	Ryan Baty	71
2003	Ryan Baty	97
2004	Ryan Baty	94
2005	Matt Baty	75
2006	Jared Schweitzer	89
2007	Kyle Murphy	71
2008	John Allman	72
2009	Tony Thompson	96
2010	Brian Heere	92
2011	Zac Elgie	60
2012	Kevin Kuntz	56
2013	Michael Suiter	69
2014	Michael Suiter	77
2015	Connor McKay	79
2016	Michael Tinsley	80
2017	Matt McLaughlin	65
2018	Devin Foyle	68
2019	Jaxx Groshans	67
2020	Anthony Tulimero	16
2021	Skyler Messinger	69
2022	Maui Ahuna	80
2023	Kodey Shojinaga	74

2024 Kodey Shojinaga 78

RUNS (R)

YEAR	NAME	NO.
1955	Bobby Conn	15
1956	Ron Wiley	23
1957	Jim Trombold	18
1958	Jim Trombold	24
1959	Curtis Melton	22
1960	Kenneth Hensley	16
	Doyle Schick	16
1961	John Tonge	14
1962	Ken Hensley	26
1963	Steve McGreevy	15
	Ralph Pagani	15
1964	Stirling Coward	26
1965	Stirling Coward	16
1966	John Adams	17
	Bob Evilsizer	17
	Bob Skahan	17
1967	Junior Riggins	12
	Cale Stimson	12
1968	Junior Riggins	16
1969	Keith Lieppman	17
1970	Keith Lieppman	16
1971	Paul Womble	28
1972	Robert Ohm	16
	Bob Wolf	16
1973	Robert Ohm	23
1974	Kurt Knoff	20
1975	Ron MacDonald	26
1976	Carl Heinrich	23
	Brian Moyer	23
1977	Ron MacDonald	35
1978	Lee Ice	39
1979	John Spottswood	43
1980	Matt Gundelfinger	48
1981	Russ Blaylock	45
1982	Joe Heaney	41
	Dick Lewallen	41
1983	Kevin Bascue	28
1984	Joe Heaney	28
1985	Rob Thomson	41
1986	Geno Nebbitt	53
1987	Hugh Stanfield	45
1988	Steve Dowling	54
1989	Pat Karlin	59
1990	Pat Karlin	42
1991	Chris Moore	57
1992	Darryl Monroe	49
1993	Jeff Berbling	66
1994	Dan Rude	65
1995	Joe DeMarco	53
1996	Joe DeMarco	76
1997	Joe DeMarco	64
1998	Clint Wyrick	53
1999	Brett Kappelmann	37
2000	Ryan Klocksien	50
2001	John Nelson	48
2002	Ryan Baty	52
2003	Casey Spanish	58
2004	Matt Baty	62
2005	Ritchie Price	58
2006	Jared Schweitzer	53
2007	Kyle Murphy	50
2008	John Allman	53
2009	David Narodowski	64
2010	Robby Price	67
2011	Jimmy Waters	35
2012	Kevin Kuntz	29
2013	Michael Suiter	40
2014	Justin Protacio	53
2015	Connor McKay	45

2016	Michael Tinsley	47
2017	Rudy Karre	45
2018	Devin Foyle	49
2019	James Cosentino	49
	Jaxx Groshans	49
2020	Benjamin Sems	13
2021	Skyler Messinger	43
2022	Tavian Josenberger	43
2023	Michael Brooks	42
2024	Jake English	55
	John Nett	55

DOUBLES (2B)

YEAR	NAME	NO.
1955	Forrest Hoglund	5
1956	Barry Robertson	7
1957	Jim Trombold	7
1958	Jim Trombold	6
1959	Carl Laurterjung	4
1960	Thomas Dorney	7
1961	Keith Abercrombie	4
	Tom Dorney	4
1962	Ken Hensley	8
1963	Dick Fanning	4
	Ralph Pagani	4
1964	Steve McGreevy	7
1965	Steve McGreevy	8
1966	Bob Skahan	4
1967	Bob Evilsizer	4
1968	Junior Riggins	5
1969	Lynn Snelgrove	7
1970	Keith Lieppman	5
1971	Clark Ullom	11
1972	Dick Bradley	7
	Steve Corder	7
1973	Larry Brazda	3
	Steve Hutzie	3
	Kurt Knoff	3
1974	Bill Griffin	7
	Kurt Knoff	7
1975	Kurt Knoff	6
1976	Brian Moyer	9
1977	Carl Heinrich	10
1978	Brian Gray	9
1979	John Spottswood	13
1980	Brian Gray	17
1981	Russ Blaylock	11
1982	Joe Heaney	12
	Dick Lewallen	12
1983	Mark Gile	11
1984	Rob Thomson	18
1985	Rob Thomson	16
1986	Gary Lang	13
	Hugh Stanfield	13
1987	John Byrn	14
1988	Tom Buchanan	14
1989	Jeff Mentel	16
1990	Denard Stewart	19
1991	Jeff Niemeier	18
1992	Jeff Niemeier	19
1993	Jeff Niemeier	22
1994	Dan Rude	20
1995	Josh Kliner	16
1996	Josh Kliner	28
1997	Justin Headley	22
1998	Clint Wyrick	17
1999	Brett Kappelmann	14
2000	Doug Dreher	14
	Ryan Klocksien	14
2001	Ryan Klocksien	15
2002	Ryan Baty	21
2003	Ryan Baty	23
2004	Ryan Baty	24
2005	Sean Richardson	50
2006	Matt Baty	20
	Gus Milner	20
2007	Erik Morrison	17

2008	John Allman	17
	Ryne Price	17
2009	Tony Thompson	27
2010	Robby Price	19
2011	Zac Elgie	22
2012	Zac Elgie	11
2013	Alex DeLeon	19
2014	Tucker Tharp	15
2015	Connor McKay	22
2016	Michael Tinsley	15
2017	Matt McLaughlin	19
2018	Brendt Citta	17
	Devin Foyle	17
2019	Skyler Messinger	16
2020	Casey Burnham	6
2021	Skyler Messinger	19
2022	Maui Ahuna	16
	Nolan Metcalf	16
2023	Cole Elvis	16
	Janson Reeder	16
2024	Kodey Shojinaga	20

TRIPLES (3B)

YEAR	NAME	NO.
1955	John Dixon	1
	Don Steinmeyer	1
1956	Barry Robertson	3
1957	Four tied with	1
1958	Jim Trombold	2
1959	Harl Hanson	2
1960	Four tied with	2
1961	Keith Abercrombie	2
1962	Ken Hensley	3
1963	Ralph Pagani	4
1964	Stirling Coward	2
	Ralph Pagani	2
1965	Steve McGreevy	2
1966	Bob Skahan	4
1967	Six tied with	1
1968	Junior Riggins	2
	Lynn Snelgrove	2
1969	Tommy Anderson	1
	Lynn Snelgrove	1
	Paul Womble	1
1970	Skip James	2
	John Riggins	2
1971	Skip James	4
1972	Robert Ohm	2
1973	Robert Ohm	2
1974	Kurt Knoff	3
	Robert Ohm	3
1975	Ron MacDonald	3
1976	Tom Krattli	3
1977	Andy Gilmore	5
1978	Steve Jeltz	5
	John Spottswood	5
1979	John Spottswood	6
1980	Steve Jeltz	6
1981	Roger Riley	5
1982	Joe Heaney	4
	Jeff Neuzil	4
1983	Tavis Holsinger	2
	Dick Lewallen	2
1984	Hugh Stanfield	7
1985	Gary Lang	2
	Steve Meyer	2
	Hugh Stanfield	2
1986	Geno Nebbitt	6
1987	Rocky Helm	3
	David Smith	3
	Hugh Stanfield	3
1988	Rocky Helm	4
1989	Pat Karlin	5
1990	David Soult	3
1991	Chris Moore	4
	Jeff Niemeier	4
	David Soult	4

1992	Darryl Monroe	5
	John Wuycheck	5
1993	John Wuycheck	9
1994	Dan Rude	5
1995	Josh Igou	6
1996	Josh Klimer	6
1997	Justin Headley	5
1998	Clint Wyrick	4
1999	John Nelson	7
2000	Brandon Smith	2
2001	John Nelson	6
2002	Lance Hayes	4
	Matt Tribble	4
2003	Casey Spanish	7
2004	Ritchie Price	4
2005	Gus Milner	4
2006	Brock Simpson	6
2007	Kyle Murphy	4
	Ryne Price	4
	Brock Simpson	4
2008	Casey Larson	3
2009	Brian Heere	4
	Robby Price	4
2010	Robby Price	5
2011	Jimmy Waters	4
2012	Chris Manship	4
2013	Connor McKay	3
2014	Dakota Smith	3
2015	Connor McKay	3
2016	Devin Foyle	4
	Colby Wright	4
2017	Jaxx Groshans	2
	Matt McLaughlin	2
2018	James Cosentino	4
2019	Brett Vosik	4
2020	Zach Hanna	1
2021	Tavian Josenberger	4
2022	Maui Ahuna	4
2023	Collier Cranford	2
	Mike Koszewski	2
	Janson Reeder	2
2024	Collier Cranford	2

HOME RUNS (HR)

YEAR	NAME	NO.
1955	Bobby Conn	4
1956	Ron Wiley	7
1957	Ron Wiley	3
1958	Barry Donaldson	6
1959	Curtis Melton	5
1960	Three tied with	2
1961	Four tied with	1
1962	Richard Fanning	6
1963	Four tied with	1
1964	Mike DerManual	6
1965	Gary Ray	4
1966	Bob Skahan	4
1967	Junior Riggins	3
1968	Junior Riggins	3
1969	Keith Lieppman	3
1970	Paul Womble	6
1971	Paul Womble	9
1972	Dick Bradley	6
1973	Dick Bradley	5
1974	Kurt Knoff	5
1975	Ron MacDonald	5
1976	Carl Heinrich	3
	Ron MacDonald	3
	Brian Moyer	3
1977	Andy Gilmore	5
	Ron MacDonald	5
	Brian Moyer	5
1978	Andy Gilmore	8
1979	Matt Gundelfinger	10
1980	Matt Gundelfinger	16
1981	Russ Blaylock	17
1982	Joe Heene	6

1983	Kevin Bascue	13
1984	Joe Heene	9
1985	Rob Thomson	9
1986	Geno Nebbitt	11
	Rob Peters	11
1987	John Byrn	7
	Hugh Stanfield	7
1988	Dan Benninghoff	12
	Troy Mentzer	12
1989	Jeff Mentel	10
1990	Denard Stewart	9
1991	Jeff Niemeier	9
1992	John Wuycheck	7
1993	Joel Benninghoff	11
1994	Brian Turney	13
1995	Brent Wilhelm	8
1996	Josh Klimer	10
1997	Justin Headley	11
1998	Josh Dimmick	9
1999	Brandon O'Neal	6
2000	Ryan Klocksien	6
	Shane Wedd	6
2001	Jesse Gremminger	4
	Ryan Klocksien	4
	John Nelson	4
2002	Kevin Wheeler	8
2003	Casey Spanish	12
2004	Travis Metcalf	18
2005	A.J. Van Slyke	12
2006	Erik Morrison	14
2007	Ryne Price	10
2008	Ryne Price	11
2009	Tony Thompson	21
2010	Jimmy Waters	9
2011	Zac Elgie	7
	Jimmy Waters	7
2012	Zac Elgie	5
	Connor McKay	5
2013	Alex DeLeon	10
2014	Connor McKay	9
2015	Blair Beck	8
2016	Colby Wright	6
2017	James Cosentino	4
2018	Devin Foyle	10
2019	Jaxx Groshans	12
2020	Benjamin Sems	2
	James Cosentino	2
	Nolan Metcalf	2
2021	James Cosentino	6
2022	Caleb Upshaw	12
2023	Cole Elvis	14
2024	Jake English	14

RUNS BATTED IN (RBI)

YEAR	NAME	NO.
1955	Bobby Conn	15
1956	Ron Wiley	25
1957	Ron Wiley	16
1958	Larry Miller	21
	Ron Wiley	21
1959	Curtis Melton	16
	Art Muegler	16
1960	Thomas Dorney	13
	Kenneth Hensley	13
	John Tonge	13
1961	Keith Abercrombie	11
1962	Richard Fanning	28
1963	Keith Abercrombie	13
1964	Mike DerManual	22
1965	Dick Ruggles	20
1966	Bob Skahan	20
1967	Randy Cordill	17
1968	Randy Cordill	14
	Junior Riggins	14
1969	Keith Lieppman	17
	Paul Womble	17
1970	Paul Womble	22

1971	Paul Womble	27
1972	Dick Bradley	17
	Bob Wolf	17
1973	Dick Bradley	15
1974	Kurt Knoff	19
1975	Ron MacDonald	17
	Randy Troutt	17
1976	Lee Ice	22
1977	Andy Gilmore	31
1978	Lee Ice	37
1979	Brian Gray	34
1980	Matt Gundelfinger	50
1981	Russ Blaylock	41
1982	Joe Heene	39
1983	Kevin Bascue	33
1984	Bill Yelton	44
1985	Rob Thomson	43
1986	Gary Lang	47
1987	John Byrn	49
1988	Dan Benninghoff	48
	Steve Dowling	48
1989	Steve Dowling	44
1990	Mark Moore	39
1991	Jeff Niemeier	62
1992	Jeff Niemeier	46
1993	Jeff Niemeier	63
1994	Darryl Monroe	71
1995	Brandon English	44
	Josh Igou	44
1996	Josh Klimer	85
1997	Justin Headley	53
1998	Josh Dimmick	60
1999	John Nelson	39
2000	Doug Dreher	48
2001	Jesse Gremminger	42
2002	Ryan Baty	51
2003	Ryan Baty	57
2004	Sean Richardson	69
2005	A.J. Van Slyke	55
2006	Gus Milner	58
2007	John Allman	44
	Erik Morrison	44
2008	Ryne Price	60
2009	Tony Thompson	82
2010	Jimmy Waters	63
2011	Jimmy Waters	38
2012	Zac Elgie	28
2013	Alex DeLeon	46
2014	Connor McKay	45
2015	Dakota Smith	39
	Michael Tinsley	39
2016	Michael Tinsley	42
2017	Matt McLaughlin	39
2018	Jaxx Groshans	43
2019	Jaxx Groshans	46
2020	Anthony Tulimero	10
	Nolan Metcalf	10
2021	Skyler Messinger	39
2022	Nolan Metcalf	49
2023	Cole Elvis	52
2024	Jake English	53

STOLEN BASES (SB)

YEAR	NAME	NO.
1955	Bobby Conn	8
	Forrest Hogleund	8
1956	Bobby Conn	7
1957	Bob Marshall	5
1958	Bob Marshall	7
1959	Curtis Melton	6
1960	John Tonge	5
1961	John Tonge	6
1962	Jim Marshall	6
1963	Dick Ruggles	4
1964	Steve McGreevy	3
1965	Dick Ruggles	8
1966	Bill Fenton	4

1967	Randy Cordill	4
1968	Bob Evilsizer	3
	Junior Riggins	3
1969	John Riggins	8
1970	Four tied with	2
1971	Skip James	4
	Paul Womble	4
1972	Robert Ohm	12
1973	Robert Ohm	12
1974	Robert Ohm	11
1975	Robert Ohm	4
1976	Tom Krattli	4
	Vince Moslow	4
1977	Brian Moyer	8
1978	John Spottswood	17
1979	Steve Jeltz	28
1980	Steve Jeltz	25
1981	Joe Heene	10
1982	Joe Heene	13
1983	Jim Heene	10
	Joe Heene	10
1984	Hugh Stanfield	23
1985	Hugh Stanfield	9
1986	Hugh Stanfield	25
1987	Hugh Stanfield	22
1988	Steve Dowling	34
1989	Pat Karlin	40
1990	Pat Karlin	42
1991	Jeff Berblinger	16
	Chris Moore	16
1992	Darryl Monroe	31
1993	Jeff Berblinger	33
1994	Darryl Monroe	28
1995	Joe DeMarco	30
1996	Joe DeMarco	32
1997	Joe DeMarco	34
1998	Clint Wyrick	27
1999	John Nelson	16
2000	John Nelson	42
2001	John Nelson	31
2002	Ryan Baty	15
2003	Lance Hayes	17
2004	Matt Baty	26
2005	Matt Baty	30
2006	Matt Baty	8
2007	Kyle Murphy	16
2008	Erik Morrison	13
2009	Casey Lytle	11
2010	Casey Lytle	14
2011	Casey Lytle	11
2012	Kevin Kuntz	10
2013	Jordan Dreiling	17
	Michael Suiter	17
2014	Tucker Sharp	11
2015	Connor McKay	6
	Joe Moroney	6
2016	Michael Tinsley	9
2017	James Cosentino	10
2018	Devin Foyle	12
2019	Benjamin Sems	14
2020	Zach Hanna	3
	Jack Wagner	3
2021	Tavian Josenberger	11
2022	Maui Ahuna	13
2023	Chase Jans	7
	Mike Koszewski	7
2024	John Nett	9

WALKS (BB)

YEAR	NAME	NO.
1965	Steve Renko	14
1966	Bob Evilsizer	10
	Bob Skahan	10
1967	Bob Evilsizer	13
1968	not available	n/a
1969	Keith Lieppman	11
1970	Paul Womble	18

1971	Paul Womble	17
1972	Bob Wolf	15
1973	Robert Ohm	15
1974	Carl Heinrich	18
1975	Kurt Knoff	18
1976	Tom Krattli	27
1977	Jeff Watson	35
1978	Lee Ice	28
	Steve Jeltz	28
1979	Steve Jeltz	32
1980	Dan Graham	33
1981	Russ Blaylock	36
1982	Phillip Doherty	31
1983	Jim Heeney	21
1984	Joe Heeney	35
1985	Chuck Christenson	34
1986	Gary Lang	34
1987	John Byrn	43
1988	Rocky Helm	56
1989	Tom Buchanan	50
1990	Pat Karlin	33
1991	Gary Schmidt	38
1992	Jeff Niemeier	31
1993	Josh Igou	51
1994	Josh Igou	59
1995	Josh Kliner	52
1996	Josh Kliner	44
1997	Joe DeMarco	34
1998	Clint Wyrick	25
1999	Doug Dreher	31
	John Nelson	31
2000	Doug Dreher	35
2001	Ryan Klocksien	31
2002	Ryan Klocksien	26
2003	Kevin Wheeler	28
2004	Travis Metcalf	41
2005	Ryne Price	41
2006	Jared Schweitzer	34
2007	Robby Price	32
	Ryne Price	32
2008	John Allman	35
2009	Robby Price	41
2010	Robby Price	38
2011	Casey Lytle	22
2012	Jordan Dreiling	30
2013	Justin Protacio	40
2014	Justin Protacio	44
2015	Justin Protacio	28
2016	Michael Tinsley	32
2017	Matt McLaughlin	34
2018	Owen Taylor	31
2019	Jaxx Groshans	53
2020	Benjamin Sems	13
2021	Brett Vosik	39
2022	Maui Ahuna	28
2023	Jake English	32
2024	Jake English	50

BATTING AVERAGE (BA)

MINIMUM 75 AT BATS

YEAR	NAME	NO.
1955	Wayne Tiemeier	304
1956	Eddie Dater	379
1957	Jim Trombold	371
1958	Ron Wiley	367
1959	Norman Mailen	311
1960	Lloyd Nichols	275
1961	Keith Abercrombie	345
1962	Hubert Bumgardner	356
1963	Steve McGreevy	303
1964	Steve McGreevy	400
1965	Steve McGreevy	379
1966	Bill Fenton	343
1967	Gary Ascanio	284
1968	Junior Riggins	311
1969	John Riggins	313

1970	Keith Lieppman	417
1971	Paul Womble	386
1972	Dick Bradley	429
1973	Larry Brazda	314
1974	Randy Troutt	381
1975	Ron MacDonald	372
1976	Randy Troutt	328
1977	Lee Ice	351
1978	Vic Harris	344
1979	Scott Wright	359
1980	Matt Gundelfinger	409
1981	Russ Blaylock	371
1982	Dick Lewallen	408
1983	Mark Gile	356
1984	Rob Thomson	443
1985	Rob Thomson	389
1986	John Byrn	391
1987	Hugh Stanfield	364
1988	Tom Buchanan	377
1989	Jeff Mentel	320
1990	Denard Stewart	356
1991	Jeff Niemeier	379
1992	Darryl Monroe	370
1993	Jeff Niemeier	378
1994	Darryl Monroe	360
1995	Isaac Byrd	321
1996	Josh Kliner	438
1997	Joe DeMarco	439
1998	Clint Wyrick	369
1999	Brett Kappelmann	322
2000	Ryan Klocksien	351
2001	Ryan Klocksien	321
2002	Ryan Baty	341
2003	Casey Spanish	383
2004	A.J. Van Slyke	360
2005	Jared Schweitzer	366
2006	Jared Schweitzer	369
2007	John Allman	333
2008	John Allman	365
2009	Tony Thompson	389
2010	Brian Heere	393
2011	Casey Lytle	301
2012	James Stanfield	289
2013	Alex DeLeon	319
2014	Dakota Smith	337
2015	Connor McKay	346
2016	Michael Tinsley	377
2017	Matt McLaughlin	314
2018	Devin Foyle	330
2019	Jaxx Groshans	340
2020*	Anthony Tulimero	314
2021	Skyler Messinger	324
2022	Maui Ahuna	396
2023	Kodey Shojinaga	378
2024	John Nett	352

*Due to shortened season, minimum 35 at bats

SLUGGING PERCENTAGE (SLG%)

MINIMUM 75 AT BATS

YEAR	NAME	NO.
1955	Bobby Conn	410
1956	Ron Wiley	704
1957	Jim Trombold	586
1958	Ron Wiley	582
1959	Curtis Melton	522
1960	Thomas Dorney	430
1961	Keith Abercrombie	534
1962	Richard Fanning	573
1963	Ralph Pagani	396
1964	Mike DerManuel	570
1965	Steve McGreevy	551
1966	Bob Skahan	548
1967	Cole Stimson	378
1968	Junior Riggins	511
1969	Lynn Snelgrove	421

1970	Paul Womble	682
1971	Paul Womble	675
1972	Dick Bradley	703
1973	Dick Bradley	507
1974	Kurt Knoff	553
1975	Ron MacDonald	574
1976	Brian Moyer	413
1977	Andy Gilmore	542
1978	Vic Harris	623
1979	Matt Gundelfinger	664
1980	Matt Gundelfinger	832
1981	Russ Blaylock	834
1982	Richard Lewallen	580
1983	Kevin Bascue	764
1984	Joe Heeney	674
1985	Rob Thomson	678
1986	Geno Nebbitt	662
1987	John Byrn	598
1988	Dan Benninghoff	551
1989	Jeff Mentel	586
1990	Denard Stewart	611
1991	Jeff Niemeier	640
1992	Darryl Monroe	585
1993	Jeff Niemeier	622
1994	Darryl Monroe	604
1995	Josh Igou	521
1996	Josh Kliner	774
1997	Justin Headley	642
1998	Clint Wyrick	571
1999	John Nelson	500
2000	Ryan Klocksien	502
2001	John Nelson	460
2002	Ryan Baty	548
2003	Casey Spanish	665
2004	Travis Metcalf	602
2005	Jared Schweitzer	585
2006	Jared Schweitzer	573
2007	Ryne Price	535
2008	John Allman	553
2009	Tony Thompson	753
2010	Robby Price	554
2011	Zac Elgie	520
2012	Zac Elgie	428
2013	Alex DeLeon	559
2014	Tucker Tharp	467
2015	Connor McKay	535
2016	Colby Wright	563
2017	Matt McLaughlin	469
2018	Devin Foyle	578
2019	Jaxx Groshans	604
2020*	Casey Burnham	449
2021	Skyler Messinger	460
2022	Maui Ahuna	634
2023	Janson Reeder	558
2024	Michael Brooks	612

*Due to shortened season, minimum 35 at bats

ON-BASE PERCENTAGE (OB%)

MINIMUM 75 AT BATS

YEAR	NAME	NO.
1965	Steve McGreevy	415
1966	Bill Fenton	392
1967	Gary Ascanio	329
1968	not available	n/a
1969	John Riggins	389
1970	Paul Womble	506
1971	Paul Womble	466
1972	Bob Wolf	425
1973	Robert Ohm	384
1974	Kent Knoff	407
1975	Ron MacDonald	444
1976	Randy Troutt	457
1977	Lee Ice	409
1978	Steve Jeltz	444
1979	Scott Wright	444

1980	Dan Graham	482
1981	Russ Blaylock	482
1982	William Lewallen	458
1983	Joe Heeney	413
1984	Joe Heeney	511
1985	Chuck Christenson	530
1986	John Byrn	485
1987	John Byrn	486
1988	Tom Buchanan	522
1989	Tom Buchanan	426
1990	Pat Karlin	506
1991	Jeff Niemeier	437
1992	Darryl Monroe	420
1993	Josh Igou	461
1994	Josh Igou	476
1995	Joe DeMarco	469
1996	Josh Kliner	560
1997	Joe DeMarco	500
1998	Clint Wyrick	445
1999	Doug Dreher	417
2000	Ryan Klocksien	431
2001	Ryan Klocksien	422
2002	Kevin Wheeler	409
2003	Casey Spanish	452
2004	A.J. Van Slyke	461
2005	John Allman	477
2006	Jared Schweitzer	445
2007	John Allman	449
2008	John Allman	484
2009	Brian Heere	459
2010	Robby Price	472
2011	Casey Lytle	389
2012	Jordan Dreiling	453
2013	Alex DeLeon	398
2014	Colby Wright	415
2015	Michael Tinsley	407
2016	Colby Wright	466
2017	Matt McLaughlin	420
2018	Devin Foyle	417
2019	Jaxx Groshans	475
2020*	Benjamin Sems	440
2021	Casey Burnham	432
2022	Maui Ahuna	479
2023	Kodey Shojinaga	421
2024	Ben Hartl	460

*Due to shortened season, minimum 35 at bats

PITCHING CATEGORIES**APPEARANCES (APP)**

YEAR	NAME	NO.
1955	Ben Dalton	12
	Wayne Tiemeier	12
1956	not available	n/a
1957	not available	n/a
1958	not available	n/a
1959	not available	n/a
1960	Jerry Waldensmidt	12
1961	not available	n/a
1962	Gerry Waldschmidt	18
1963	Carl Nelson	13
1964	Fred Chana	14
1965	Fred Chana	9
1966	Tom Cooper	12
1967	Randy Stroup	11
1968	Randy Stroup	11
1969	Randy Stroup	13
1970	Bill Steigemeier	11
1971	Bob Kaufman	12
1972	Bill Steigemeier	12
1973	Rob Allinder	9
1974	Rob Allinder	15
1975	Brian Rhodes	17
1976	Rob Allinder	12
	Brian Rhodes	12
	Roger Slagle	12

1977	Terry Sutcliffe	15
1978	Galen Worley	17
1979	Galen Worley	15
1980	Jim Phillips	14
1981	Dennis Copen	16
	Matt Gibson	16
1982	Matt Gibson	17
1983	John Heaney	10
1984	John Steiner	21
1985	John Steiner	24
1986	Paul Henry	17
1987	Four tied with	14
1988	Craig Stoppel	26
1989	Curtis Shaw	26
1990	Curtis Shaw	29
1991	Jim Walker	26
1992	Joel Bacon	21
1993	Jimmy Walker	33
1994	Jason Schreiber	26
1995	Robert Keens	30
1996	Josh Wingerd	25
1997	Josh Wingerd	25
1998	Chris Williams	18
1999	Jeff Davis	21
2000	Sam Gish	24
2001	Doug Lantz	21
2002	Chris Smart	22
2003	Brandon Johnson	27
2004	Don Czyz	33
2005	Don Czyz	36
2006	Don Czyz	37
2007	Paul Smyth	32
2008	Paul Smyth	34
2009	Travis Blankenship	39
2010	Travis Blankenship	34
2011	Frank Duncan	24
2012	Robert Kahana	29
2013	Jordan Piche'	32
2014	Stephen Villines	29
2015	Stephen Villines	28
2016	Stephen Villines	25
2017	Stephen Villines	32
2018	Ryan Cyr	29
2019	Nathan Barry	31
	Blake Goldsberry	31
2020	Daniel Hegarty	8
	Nathan Barry	8
2021	Daniel Hegarty	24
2022	Kolby Dougan	27
2023	Thaniel Trumper	30
2024	Cooper Moore	29

GAMES STARTED (GS)

YEAR	NAME	NO.
1965	Fred Chana	9
1966	Bill Maddux	7
1967	Roger Jackson	7
1968	Bill Maddux	8
	Roger Stroup	8
1969	Roger Slicker	9
1970	Bill Stiegemeier	8
1971	Bill Stiegemeier	10
1972	Steve Corder	9
1973	Rob Allinder	7
1974	Rob Allinder	11
1975	Bill Thurnhofer	12
1976	Roger Slagle	11
1977	Dave Rusch	11
1978	Dave Rusch	11
	Dan St. Clair	11
1979	Dan St. Clair	11
	Terry Sutcliffe	11
1980	Jim Phillips	12
1981	Kevin Clinton	11
	Jim Phillips	11
1982	Randall McIntosh	11

1983	Dennis Copen	8
	Jim Phillips	8
1984	Charlie Buzard	8
1985	Charlie Buzard	13
1986	Paul Henry	15
1987	Steve Purdy	10
1988	Scott Taylor	13
1989	Craig Mulcahy	14
1990	Steve McGinness	14
	Steve Renko III	14
1991	Curtis Schmidt	12
	Eric Stonecipher	12
1992	Jimmy Walker	14
1993	Chris Corn	13
	Tom Stewart	13
1994	David Meyer	16
1995	Jamie Splittorff	16
1996	Josh Belovsky	16
1997	Tim Lyons	16
1998	Les Walrond	11
1999	Rusty Philbrick	15
2000	Pete Smart	17
2001	Pete Smart	16
2002	Jeff Davis	14
2003	Kevin Wheeler	16
2004	Ryan Knippschild	16
2005	Mike Zagurski	19
2006	Three tied with	18
2007	Andy Marks	15
2008	Nick Czyz	13
2009	Shaeffer Hall	15
2010	Cameron Selik	15
	T.J. Walz	15
2011	T.J. Walz	14
2012	Wes Benjamin	15
	Frank Duncan	15
	Thomas Taylor	15
2013	Wes Benjamin	15
2014	Frank Duncan	16
2015	Ben Krauth	14
2016	Ben Krauth	15
2017	Sean Rackoski	13
	Taylor Turski	13
	Ryan Zeferjahn	13
2018	Taylor Turski	15
2019	Ryan Cyr	15
	Ryan Zeferjahn	15
2020	Ryan Cyr	4
	Eli Davis	4
	Everhett Hazelwood	4
2021	Eli Davis	14
	Cole Larsen	14
2022	Cole Larsen	14
	Ryan Vanderhei	14
2023	Collin Baumgartner	15
2024	Reese Dutton	15
	Dominic Voegele	15

COMPLETE GAMES (CG)

YEAR	NAME	NO.
1965	Fred Chana	5
1966	Bill Maddux	4
1967	Roger Jackson	2
	Bill Maddux	2
1968	Roger Stroup	7
1969	Dave Robisch	4
1970	Bill Stiegemeier	5
1971	Bill Stiegemeier	4
1972	Steve Corder	6
1973	Rob Allinder	4
1974	Roger Slagle	5
1975	Bill Thurnhofer	7
1976	Roger Slagle	9
1977	Dave Rusch	6
1978	Dan St. Clair	6
	Terry Sutcliffe	6

1979	Terry Sutcliffe	9
1980	Jim Phillips	8
1981	Kevin Clinton	6
	Jim Phillips	6
1982	Jim Phillips	6
1983	Dennis Copen	5
1984	Kevin Kroeker	3
1985	Charlie Buzard	5
1986	John Heaney	7
	Paul Henry	7
1987	Mike McLeod	4
1988	Scott Taylor	3
1989	Three tied with	2
1990	Three tied with	2
1991	Curtis Schmidt	7
1992	Curtis Schmidt	5
1993	Chris Corn	2
1994	Chris Corn	5
	Jamie Splittorff	5
1995	Jamie Splittorff	2
1996	Josh Belovsky	2
1997		0
1998	Rusty Philbrick	2
1999	Rusty Philbrick	1
2000	Pete Smart	4
2001	Doug Lantz	6
2002	Jeff Davis	4
2003	Kevin Wheeler	5
2004	Ryan Knippschild	2
2005	Mike Zagurski	2
2006		0
2007		0
2008		0
2009	Shaeffer Hall	3
2010	Cameron Selik	1
	T.J. Walz	1
2011	T.J. Walz	1
2012	Frank Duncan	2
2013	Wes Benjamin	2
2014	Frank Duncan	5
2015		0
2016	Ben Krauth	2
2017		0
2018		0
2019	Ryan Cyr	1
2020	Ryan Cyr	1
2021	Eli Davis	2
	Cole Larsen	2
2022	Daniel Hegarty	2
2023	Sam Ireland	1
2024		0

WINS (W)

YEAR	NAME	NO.
1955	Gary Fenity	2
1956	Ron Wiley	6
1957	Ron Wiley	7
1958	Larry Miller	7
1959	Tom Holler	5
1960	Tom Holler	5
1961	Tom Holler	4
1962	Jerry Waldschmidt	6
1963	Carl Nelson	5
	Jerry Waldschmidt	5
1964	Chuck Dobson	6
1965	Fred Chana	5
1966	Bill Maddux	3
1967	Roger Jackson	3
	Randy Stroup	3
1968	Bill Maddux	2
	Richard Slicker	2
	Randy Stroup	2
1969	Dave Robisch	4
	Richard Slicker	4
1970	Bob Kaufman	4
	Bill Stiegemeier	4

	Bob Wolf	4
1971	Steve Corder	3
	Bill Stiegemeier	3
1972	Bob Wolf	6
1973	Rob Allinder	5
1974	Roger Slagle	6
1975	Rob Allinder	5
1976	Roger Slagle	7
1977	Dave Rusch	5
	Terry Sutcliffe	5
1978	Terry Sutcliffe	10
1979	Dan St. Clair	9
1980	Jim Phillips	9
1981	Jim Phillips	7
1982	Jim Phillips	6
1983	Dennis Copen	4
	Jim Phillips	4
1984	John Steiner	5
1985	Charlie Buzard	4
	John Steiner	4
1986	Paul Henry	9
1987	Mike McLeod	3
1988	Craig Mulcahy	5
	Scott Taylor	5
1989	Curtis Shaw	6
1990	Curtis Shaw	10
1991	Jimmy Walker	8
1992	Curtis Schmidt	7
1993	Chris Corn	9
	Jimmy Walker	9
1994	Jamie Splittorff	10
1995	Jamie Splittorff	6
1996	Josh Belovsky	7
1997	Josh Wingerd	7
1998	Rusty Philbrick	4
	Les Walrond	4
1999	Rusty Philbrick	4
2000	Pete Smart	7
2001	Pete Smart	9
2002	Jeff Davis	5
2003	Ryan Knippschild	8
2004	Four tied with	4
2005	Kodiak Quick	10
2006	Kodiak Quick	11
2007	Andres Esquibel	7
2008	Paul Smyth	5
2009	T.J. Walz	8
2010	T.J. Walz	8
2011	T.J. Walz	6
2012	Frank Duncan	6
2013	Jordan Piche'	6
	Thomas Taylor	6
2014	Drew Morovick	10
2015	Ben Krauth	7
2016	Ben Krauth	5
	Stephen Villines	5
2017	Jackson Goddard	5
	Sean Rackoski	5
	Blake Weiman	5
	Ryan Zeferjahn	8
2019	Blake Goldsberry	6
2020	Eli Davis	2
	Everhett Hazelwood	2
2021	Eli Davis	6
2022	Daniel Hegarty	6
2023	Collin Baumgartner	6
2024	Reese Dutton	7
	Dominic Voegele	7

STRIKEOUTS (SO)

YEAR	NAME	NO.
1955	Wayne Tiemeier	60
1956	Ron Wiley	54
1957	Larry Miller	63
1958	Larry Miller	108
1959	Tom Holler	57

1960	Tom Holler	70
1961	Tom Holler	52
1962	Gerry Waldschmidt	74
1963	Carl Nelson	95
1964	Chuck Dobson	90
1965	Steve Renko	75
1966	Bill Maddux	54
1967	Bill Maddux	48
1968	Bill Maddux	66
1969	Dave Robisch	55
1970	Bill Steigemeier	37
1971	Bill Steigemeier	47
1972	Bill Steigemeier	44
	Bob Wolf	44
1973	Rob Allinder	50
1974	Roger Slagle	50
1975	Bill Thurnhoffer	54
1976	Roger Slagle	111
1977	Dave Rusch	40
1978	Dan St. Clair	73
1979	Dan St. Clair	56
1980	Jim Phillips	57
1981	Kevin Clinton	68
1982	Jim Phillips	53
1983	Dennis Coplen	35
1984	Dennis Coplen	37
1985	Charlie Buzard	46
1986	Paul Henry	57
1987	Mike McLeod	43
1988	Craig Mulcahy	56
1989	Steve Renko	88
1990	Steve Renko	89
1991	Curtis Schmidt	85
	Eric Stonecipher	85
1992	Curtis Schmidt	77
1993	Jimmy Walker	104
1994	Chris Corn	76
1995	Jamie Splittorff	73
1996	Josh Belovsky	68
1997	Tim Lyons	62
1998	Rusty Philbrick	79
1999	Rusty Philbrick	61
2000	Rusty Philbrick	66
2001	Pete Smart	92
2002	Jeff Davis	56
2003	Kevin Wheeler	72
2004	Ryan Knippschild	79
2005	Mike Zagurski	112
2006	Kodiak Quick	68
2007	Andy Marks	91
2008	Nick Czyz	59
2009	T.J. Walz	88
2010	T.J. Walz	95
2011	T.J. Walz	85
2012	Frank Duncan	100
2013	Wes Benjamin	66
	Thomas Taylor	66
2014	Frank Duncan	82
2015	Ben Krauth	84
2016	Ben Krauth	103
2017	Jackson Goddard	75
2018	Ryan Zeferjahn	100
2019	Ryan Zeferjahn	107
2020	Everhett Hazelwood	27
2021	Cole Larsen	86
2022	Ryan Vanderhei	83
2023	Collin Baumgartner	74
2024	Reese Dutton	82

INNINGS PITCHED (IP)

YEAR	NAME	NO.
1955	Wayne Tiemeier	69.1
1956	Ron Wiley	72.2
1957	Ron Wiley	66.1
1958	Larry Miller	78.2
1959	Tom Holler	60.2

1960	Tom Holler	61.1
1961	Tom Holler	62.0
1962	Gerry Waldschmidt	66.0
1963	Carl Nelson	80.0
1964	Chuck Dobson	66.2
1965	Fred Chana	57.2
1966	Bill Maddux	47.0
1967	Roger Jackson	52.0
1968	Randy Stroup	59.2
1969	Dave Robisch	56.0
1970	Bill Steigemeier	52.0
1971	Bill Steigemeier	61.0
1972	Steve Corder	57.1
1973	Rob Allinder	59.1
1974	Kurt Knoff	63.1
1975	Bill Thurnhoffer	90.1
1976	Roger Slagle	82.0
1977	Dave Rusch	65.0
1978	Dan St. Clair	79.0
1979	Terry Sutcliffe	75.0
1980	Jim Phillips	76.2
1981	Jim Phillips	73.2
1982	Jim Phillips	83.0
1983	Jim Phillips	61.1
1984	John Heeney	47.0
1985	Charlie Buzard	75.0
1986	Paul Henry	92.1
1987	Mike McLeod	71.0
1988	Scott Taylor	79.1
1989	Brad Hinkle	82.0
1990	Steve Renko	93.0
1991	Curtis Schmidt	101.0
1992	Curtis Schmidt	90.0
1993	Chris Corn	98.1
1994	Chris Corn	108.0
1995	Jamie Splittorff	115.0
1996	Josh Belovsky	98.2
1997	Tim Lyons	64.0
1998	Rusty Philbrick	72.2
1999	Rusty Philbrick	79.2
2000	Pete Smart	113.2
2001	Pete Smart	115.1
2002	Jeff Davis	94.2
2003	Ryan Knippschild	113.1
2004	Ryan Knippschild	111.1
2005	Kodiak Quick	121.1
2006	Kodiak Quick	112.0
2007	Andy Marks	89.2
2008	Andres Esquibel	73.1
2009	Shaeffer Hall	92.2
2010	T.J. Walz	101.1
2011	T.J. Walz	90.2
2012	Frank Duncan	111.1
2013	Thomas Taylor	96.2
2014	Frank Duncan	118.2
2015	Ben Krauth	91.1
2016	Ben Krauth	92.0
2017	Jackson Goddard	79.2
2018	Ryan Zeferjahn	80.1
2019	Ryan Cyr	97.1
2020	Ryan Cyr	22.1
	Elid Davis	22.2
2021	Cole Larsen	95.1
2022	Cole Larsen	79.2
2023	Collin Baumgartner	79.2
2024	Reese Dutton	85.2

EARNED RUN AVERAGE (ERA)

MINIMUM 25 INNINGS PITCHED

YEAR	NAME	NO.
1955	Gary Fenity	4.50
1956	Ron Wiley	3.15
1957	Ron Wiley	1.62
1958	Gary Russell	2.43
1959	Tom Holler	3.68
1960	Jerry Waldschmidt	3.78

1961	Tom Holler	2.43
1962	Gerry Waldschmidt	3.41
1963	Carl Nelson	2.07
1964	Steve Renko	0.99
1965	Fred Chana	1.89
1966	Tom Cooper	4.03
1967	Randy Stroup	1.71
1968	Randy Stroup	2.41
1969	Dave Robisch	2.57
1970	Bill Steigemeier	1.38
1971	Bill Steigemeier	3.39
1972	Steve Corder	2.04
1973	Rob Allinder	1.67
1974	Roger Slagle	1.21
1975	Dave Peter	2.19
1976	Roger Slagle	1.21
1977	Kevin Kersch	2.81
1978	Terry Sutcliffe	1.72
1979	Dan St. Clair	2.67
1980	Jim Phillips	3.42
1981	Matt Gibson	2.36
1982	Jim Phillips	3.80
1983	Kurt Lohr	3.04
1984	Kevin Kroeker	1.97
1985	John Heeney	6.39
1986	Paul Henry	4.86
1987	Mike McLeod	5.83
1988	Craig Stoppel	5.70
1989	Mike Massey	3.35
1990	Mike Massey	3.53
1991	Curtis Schmidt	3.03
1992	Curtis Schmidt	2.80
1993	Jimmy Walker	2.39
1994	Jason Schreiber	3.21
1995	Jamie Splittorff	3.91
1996	Casey Barrett	4.85
1997	Rusty Philbrick	4.71
1998	Rusty Philbrick	4.09
1999	Ryan Schmidt	6.44
2000	Pete Smart	4.59
2001	Pete Smart	3.20
2002	Jeff Davis	3.99
2003	Brandon Johnson	2.59
2004	Ryotaro Hayakawa	0.54
2005	Kodiak Quick	3.41
2006	Kodiak Quick	3.62
2007	Wally Marciel	3.94
2008	Paul Smyth	3.73
2009	Shaeffer Hall	4.18
2010	T.J. Walz	5.06
2011	Tanner Poppe	3.66
2012	Frank Duncan	3.23
2013	Jordan Piche'	1.68
2014	Stephen Villines	1.50
2015	Stephen Villines	3.40
2016	Stephen Villines	2.13
2017	Stephen Villines	2.70
2018	Ryan Zeferjahn	4.48
2019	Ryan Zeferjahn	3.97
2020*	Blake Goldsberry	0.00
2021	Jonah Ulane	1.44
2022	Payton Allen	4.95
2023	Collin Baumgartner	3.62
2024	Reese Dutton	3.78

*Due to shortened season, minimum 10 innings

SAVES (SV)

YEAR	NAME	NO.
1971	Bob Kaufman	1
	Bob Wolf	1
1972	Bill Steigemeier	5
1973		0
1974		0
1975	Mike Love	2
	Dave Peter	2

1976	Robert Allinder	2
1977	Terry Sutcliffe	2
1978	Galen Worley	5
1979	Galen Worley	4
1980	Randall McIntosh	2
1981	Matthew Gibson	3
1982	Matthew Gibson	2
1983	Christopher Ackley	1
	Matthew Gibson	1
1984	John Steiner	3
1985	John Steiner	4
1986	Curt Beford	1
	Joe Benavidez	1
	Scott Taylor	1
1987		0
1988	Craig Stoppel	5
1989	Craig Houfek	3
	Curtis Shaw	3
	Craig Stoppel	3
1990	Curtis Shaw	3
1991	Jimmy Walker	2
	Joel Bacon	2
1992	Tom Stewart	3
1993	Jimmy Walker	11
1994	Dan Rude	5
	Jason Schreiber	5
1995	Robert Keens	6
1996	Casey Barrett	8
1997	Josh Wingerd	6
1998	Dan Auckland	1
	Josh Bailey	1
	Casey Barrett	1
	Eric Bettis	1
	Pete Smart	1
1999	Colin Call	1
	Jeff Davis	1
	Brandon O'Neal	1
2000	John Nelson	2
	Dan Olson	2
	Brandon O'Neal	2
2001	Doug Lantz	5
2002	Tom Gorzelanny	3
	Chris Smart	3
2003	Brandon Johnson	7
2004	Don Czyz	2
	Sean Land	2
2005	Don Czyz	10
2006	Don Czyz	19
2007	Paul Smyth	7
2008	Paul Smyth	10
2009	Paul Smyth	9
2010	Brett Bochy	5
2011	Colton Murray	7
2012	Tanner Poppe	5
2013	Jordan Piche'	12
2014	Stephen Villines	8
2015	Stephen Villines	13
2016	Stephen Villines	5
2017	Stephen Villines	14
2018	Zack Leban	12
2019	Jonah Ulane	9
2020	Jonah Ulane	2
2021	Jonah Ulane	11
2022	Jonah Ulane	5
2023	Stone Hewlett	3
2024	Hunter Cranton	7

CONFERENCE LEADERS

GAMES PLAYED (GP)

YEAR	NAME	NO.
2006	John Allman	67
2006	Gus Milner	67
2023	Kodey Shojinaga	418*

BATTING AVERAGE (BA)

YEAR	NAME	NO.
1964	Steve McGreevy	.421*
1984	Rob Thomson	.443
1996	Josh Kliner	.438
1997	Joe DeMarco	.429
2009	Tony Thompson	.389
2022	Maui Ahuna	.396

SLUGGING PERCENTAGE (SLG%)

YEAR	NAME	NO.
2009	Tony Thompson	.753

HITS (H)

YEAR	NAME	NO.
1964	Steve McGreevy	42
1984	Rob Thomson	70
2009	Tony Thompson	96
2023	Kodey Shojinaga	41*

HITS/GAME (H/G)

YEAR	NAME	NO.
1996	Isaac Byrd	1.70

RUNS (R)

YEAR	NAME	NO.
2014	Justin Protacio	53

DOUBLES (2B)

YEAR	NAME	NO.
1984	Rob Thomson	18
1992	Darryl Monroe	12*
2009	Tony Thompson	27

TRIPLES (3B)

YEAR	NAME	NO.
1984	Hugh Stanfield	7

HOME RUNS (HR)

YEAR	NAME	NO.
1989	Jeff Mentel	7*
2009	Tony Thompson	21
2023	Cole Elvis	10*

RUNS BATTED IN (RBIS)

YEAR	NAME	NO.
2009	Tony Thompson	82
2023	Cole Elvis	32*

TOTAL BASES (TB)

YEAR	NAME	NO.
2023	Cole Elvis	67*

STOLEN BASES (SB)

YEAR	NAME	NO.
1992	Darryl Monroe	31
1993	Jeff Berblinger	33
1996	Joe DeMarco	32
2000	John Nelson	42

HIT BY PITCH (HBP)

YEAR	NAME	NO.
2017	Rudy Karre	27
2018	James Cosentino	19
2019	James Cosentino	22
2020	Benjamin Sems	6

WALKS (BB)

YEAR	NAME	NO.
2013	Justin Protacio	40
2019	Jaxx Groshans	53
2024	Jake English	28*

FEWEST WALKS ALLOWED

YEAR	NAME	NO.
2003	Chris Smart	12

SHUTOUTS (SHO)

YEAR	NAME	NO.
2009	Shaeffer Hall	2

COMPLETE GAMES (CG)

YEAR	NAME	NO.
2014	Frank Duncan	5
2019	Ryan Cyr	4
2020	Ryan Cyr	1
2021	Eli Davis	2
	Cole Larsen	2
2022	Daniel Hegarty	1

WINS (W)

YEAR	NAME	NO.
2006	Kodiak Quick	11
2014	Drew Morovick	10

SAVES (SV)

YEAR	NAME	NO.
1993	Jimmy Walker	11
1995	Robert Keens	6
1996	Casey Barrett	8
2006	Don Czyz	19
2013	Jordan Piche'	12
2014	Zack Leban	12

CAUGHT STEALING BY

YEAR	NAME	NO.
2023	Jake English	9*

* - League leader in conference-only numbers
Please note: KU joined the Big 12 for the 1997 baseball season. Big Eight information prior to 1983 is incomplete.

NATIONAL LEADERS

TOP-25

HITS (H)	YEAR	NAME	NO.	RANK
	2009	Tony Thompson	96	17th

BATTING AVERAGE (BA)

YEAR	NAME	NO.	RANK
1996	Josh Kliner	.438	8th
1997	Joe DeMarco	.429	12th
2022	Maui Ahuna	.396	15th

RUNS PER GAME (R/G)

YEAR	NAME	NO.	RANK
1993	Jeff Berblinger	1.20	19th
1996	Joe DeMarco	1.38	14th

DOUBLES (2B)

YEAR	NAME	NO.	RANK
2009	Tony Thompson	27	3rd

DOUBLES PER GAME (2B/G)

YEAR	NAME	NO.	RANK
1996	Josh Kliner	0.50	4th
2009	Tony Thompson	0.44	19th

TRIPLES/GAME (3B/G)

YEAR	NAME	NO.	RANK
1993	John Wuycheck	0.14	19th

HOME RUNS (HR)

YEAR	NAME	NO.	RANK
2009	Tony Thompson	21	20th

RUNS BATTED IN (RBIS)

YEAR	NAME	NO.	RANK
2009	Tony Thompson	82	7th

RUNS BATTED IN PER GAME (RBIS/G)

YEAR	NAME	NO.	RANK
1994	Darryl Monroe	1.24	21st
1996	Josh Kliner	1.52	8th
2009	Tony Thompson	1.34	22nd

SLUGGING PERCENTAGE (SLG%)

YEAR	NAME	NO.	RANK
1996	Josh Kliner	.774	10th
2009	Tony Thompson	.753	25th

TOTAL BASES (TB)

YEAR	NAME	NO.	RANK
2009	Tony Thompson	186	4th

STOLEN BASES PER GAME (SB/G)

YEAR	NAME	NO.	RANK
1990	Pat Karlin	0.79	14th

HIT BY PITCH (HBP)

YEAR	NAME	NO.	RANK
2010	Casey Lytle	22	18th
2016	Colby Wright	18	12th
2017	Rudy Karre	27	2nd
2018	James Cosentino	19	23rd
2019	James Cosentino	22	7th

WALKS PER GAME (BB/G)

YEAR	NAME	NO.	RANK
1994	Josh Igou	1.11	5th
1994	Kent Mahon	1.02	12th
2019	Jaxx Groshans	.93	24th

WALKS (BB)

YEAR	NAME	NO.	RANK
2014	Justin Protacio	44	18th
2019	Jaxx Groshans	53	19th

SACRIFICES (SH)

YEAR	NAME	NO.	RANK
2008	Robby Price	24	1st
2009	Robby Price	14	15th
2013	Kevin Kuntz	30	1st

SACRIFICES PER GAME (SH/G)

YEAR	NAME	NO.	RANK
2004	J.C. Sibley	0.23	25th
2008	Robby Price	0.43	1st
2009	Robby Price	0.23	23rd
2013	Kevin Kuntz	0.64	1st

SACRIFICE FLIES (SF)

YEAR	NAME	NO.	RANK
2009	Buck Afenir	8	14th

WINS (W)

YEAR	NAME	NO.	RANK
2006	Kodiak Quick	11	22nd

EARNED RUN AVERAGE (ERA)

YEAR	NAME	NO.	RANK
2013	Jordan Piche'	1.68	19th

APPEARANCES (APP)

YEAR	NAME	NO.	RANK
2017	Stephen Villines	32	25th

SAVES (SV)

YEAR	NAME	NO.	RANK
1993	Jimmy Walker	11	11th
2006	Don Czyz	19	2nd
2017	Stephen Villines	14	10th
2018	Zack Leban	12	24th
2021	Jonah Ulane	11	12th

WALKS PER 9 INNINGS (BB/9 INN)

YEAR	NAME	NO.	RANK
2009	Shaeffer Hall	0.97	6th
2014	Frank Duncan	1.06	16th
2021	Ryan Cyr	1.45	22nd

COMPLETE GAMES (CG)

YEAR	NAME	NO.	RANK
2014	Frank Duncan	5	10th
2019	Ryan Cyr	4	4th
2022	Daniel Hegarty	2	17th