



BROADCAST INFORMATION

TELEVISION
 Network FS1
 Play-by-Play Noah Eagle
 Analyst Mark Helfrich

LOCAL RADIO
 Network Longhorn Radio Network/LEARFIELD
 Play-by-Play Craig Way
 Analyst Roger Wallace
 Reporter Will Matthews

SPANISH RADIO
 Network Longhorn Radio Network/LEARFIELD
 Play-by-Play Dr. Rubén Pizarro-Silva
 Analyst Arturo Mata

NATIONAL RADIO
 Network N/A
 Play-by-Play N/A
 Analyst N/A
 Reporter N/A

COACHING STAFF

ON THE FIELD
 Steve Sarkisian Head Coach
 Jeff Banks Asst. Head Coach/Special Teams Coord./TEs
 Jeff Choate Co-Defensive Coordinator/ILBs
 Tashard Choice Running Backs
 Bo Davis Defensive Line
 Kyle Flood Offensive Coordinator/OL
 Terry Joseph Defensive Passing Game Coord./Secondary
 Pete Kwiatkowski Defensive Coordinator/OLBs
 Brennan Marion Passing Game Coordinator/WR
 Torre Becton Director of Football Performance

IN THE BOOTH
 Blake Gideon Safeties
 AJ Milwee Quarterbacks


WHAT'S INSIDE

- 1 Game Information/Coverage
- 2 Media Information
- 3-19 Game Notes
- 20-23 Steve Sarkisian/Coaching Staff
- 24 Numerical Roster
- 25 Alphabetical Roster
- 26-27 The Last Time
- 28-31 2022 Box Scores
- 32-44 Select Players Game-by-Game Statistics
- 45 Career Highs (Offense & Specialists)
- 46 Career Highs (Defense)
- 47-56 2022 Statistics
- 57-58 2022 Starters & Participation

THE MATCHUP



KANSAS JAYHAWKS
 Record 6-4 (3-4 Big 12)
 CFP/AP/Coaches Rank NR/NR/NR
 Head Coach Lance Leipold (Wisconsin-Whitewater, 1987)
 Record at Kansas State 8-14 (2nd year)
 Career Record 154-53 (16th year)



TEXAS LONGHORNS
 Record 6-4 (4-3 Big 12)
 CFP/AP/Coaches Rank 18/RV/RV
 Head Coach Steve Sarkisian (BYU, 1997)
 Record at Texas 11-11 (2nd year)
 Career Record 57-46 (9th year)

SERIES HISTORY

Overall Record Texas leads, 16-4
 In Austin Texas leads, 9-1
 In Lawrence Texas leads, 7-3
 At Neutral Never met

Leipold vs. Texas 1-0
 Sarkisian vs. Kansas 0-1

Current Streak Kansas, Won 1 (2021)
 Last Meeting Kansas 57, Texas 56 (OT) (2021)
 Longest Texas Streak Won 13 (1996-2015)
 Longest Kansas Streak Won 2 (1901-1938)

Largest Texas Win Texas 59, Kansas 0 (2001)
 Largest Kansas Win Kansas 12, Texas 0 (1901)

TEAM STATISTICAL COMPARISON

Category	Value	FBS Rk	Value	FBS Rk
Total Offense	444.6	29	422.3	41
Rushing Offense	210.5	18	176.0	50
Passing Offense	234.1	64	246.3	51
Team Passing Efficiency	171.99	4	140.90	52
Scoring Offense	36.9	17	33.5	34
Total Defense	443.7	117	378.1	59
Rushing Defense	166.7	93	127.2	39
Passing Yards Allowed	277.0	118	244.7	90
Team Passing Eff. Defense	139.74	99	125.50	48
Scoring Defense	30.4	T-103	21.3	32
Turnover Margin	0.60	T-26	0.10	T-59
3rd Down Conversion Pct	0.517	7	0.378	79
4th Down Conversion Pct	0.500	T-65	0.438	94
3rd Down Conv. Pct Defense	0.467	122	0.412	94
4th Down Conv. Pct Defense	0.652	116	0.519	T-72
Red Zone Offense	0.857	T-54	0.881	38
Red Zone Defense	0.800	T-37	0.758	T-13
Net Punting	36.75	103	39.85	41
Punt Returns	5.67	97	8.93	48
Kickoff Returns	18.93	85	22.65	17
First Downs Offense	201	76	229	T-37
First Downs Defense	246	121	218	T-87
Fewest Penalties per Game	5.60	42	6.50	T-76
Fewest Penalty Yds per Game	51.00	48	53.10	56
Time of Possession	28:31	96	27:13	119

GAMEDAY INFORMATION

Kickoff Time 2:30 p.m. CT
 Location Lawrence, Kan.
 Stadium David Booth Kansas Memorial Stadium
 Texas in 2022 6-4
 Home 4-2
 Road 1-2
 Neutral 1-0
 vs. Big 12 4-3
 vs. Ranked 1-3

2022 LEADERS



QUINN EWERS | REDSHIRT FRESHMAN

PASSING


117-OF-212 (55.2%)
 1,507 YDS
 13 TD, 6 INT



BIJAN ROBINSON | JUNIOR

RUSHING

204 ATT
 1,198 YDS (5.7 YPC)
 12 TD



XAVIER WORTHY | SOPHOMORE

RECEIVING

44 REC
 584 YDS (13.3 YPR)
 9 TD



JAYLAN FORD | JUNIOR

TACKLES

91 TOTAL
 8.0 TFL
 2.0 SACKS

2022 SCHEDULE

 W, 52-10 Austin, Texas LHN 7:00 p.m.	 L, 19-20 Austin, Texas FOX 11:00 a.m.	 W, 41-20 Austin, Texas LHN 7:00 p.m.	 L, 34-37 Lubbock, Texas ESPN 2:30 p.m.	 W, 38-20 Austin, Texas FS1 6:30 p.m.	 W, 49-0 Dallas, Texas ABC 11:00 a.m.	 W, 24-21 Austin, Texas ABC 11:00 a.m.	 L, 34-41 Stillwater, Okla. ABC 11:00 a.m.	 W, 34-27 Manhattan, Kan. FS1 6:00 p.m.	 L, 10-17 Austin, Texas ABC 6:30 p.m.	 NOV. 19 Lawrence, Kan. FS1 2:30 p.m.	 NOV. 25 Austin, Texas ABC/ESPN TBA
---	--	---	---	---	---	--	--	---	---	---	---

MEDIA INFORMATION

FOOTBALL MEDIA RELATIONS

Sr. Assoc. Athletics Director John Bianco
 john.bianco@athletics.utexas.edu
 Associate Director Thomas Stepp
 thomas.stepp@athletics.utexas.edu
 Assistant Director Ryan Tewes
 ryan.tewes@athletics.utexas.edu

SOCIAL MEDIA

WEBSITE TexasSports.com
 TWITTER @TexasFootball
 INSTAGRAM texasfootball
 Up-to-date information on the football team is available on the football page at www.TexasSports.com. Quotes from news conferences, releases, feature stories and game notes will be available. You can also follow on Twitter and Instagram for the most updated content and information.

WEEKLY NEWS CONFERENCE

A weekly news conference with head coach Steve Sarkisian is held on Monday at 11 a.m. CT in the Centennial Room. Longhorn Network and Austin Radio Network air it live and a replay is posted later in the day on TexasSports.com.

POSTGAME

The Texas locker room is closed. Postgame interviews at home are anticipated to take place in the Moncrief Athletics Complex. Interviews on the road will be determined on a game by game basis. **NO INTERVIEWS ARE TO BE CONDUCTED ON THE FIELD FOLLOWING THE GAME.** Failure to abide by this rule will result in termination of credential.

CREDENTIALS

Requests may be submitted at utcredentials.com.

SPANISH BROADCAST

The Longhorn Radio Network/LEARFIELD offers Cadena Deportiva, a Spanish language radio broadcast of Texas football games. It can be heard in Austin on KTAE 105.3 FM or in Dallas on KFCS 990 AM.

LONGHORN IMG RADIO NETWORK

For complete coverage of Texas Longhorns football, tune into the Longhorn Radio Network/LEARFIELD. Craig Way (play-by-play), Roger Wallace (color) and Will Matthews (sideline) call the action. Longhorn Weekly, Steve Sarkisian's one-hour radio show, airs Thursdays on the radio network.

Abilene	KKHR	106.3
Alpine	KVLF	1240
Amarillo	KGNC	710
Austin	KTXK*	104.9
Austin	K287FG	105.3
Austin	KLGO	1260
Austin	K253AM	98.5
Austin	KOKE	99.3
Big Spring	KBST	1490
Carthage	KGAS	104.3
Carthage	KGAS	1590
Corpus Christi	KEYS	1440
Crockett	KIVY	92.7
Dallas	KRLD	1080
Del Rio	KWMC	1490
El Paso	KROD	600
Fort Stockton	KFST	860
Henderson	KWRD	1470
Houston	KBME	790
Longview	KFRO	1370
Malakoff	KLVQ	1410
Marshall	KMHT	1450
Midland	KBAT	99.9
McAllen	KVNS	1700
Orange	KOGT	1600
San Angelo	KKSA	1260
San Antonio	WOAI	1200
San Antonio	KTKR	760
Texarkana	KCMC	740/107.9
Tyler	KTBB	600
Waco	KBHT	104.9

*Flagship

SATELLITE RADIO

This week's broadcast can be heard on Satellite radio on SiriusXM channel 138 or 199 and SXM App channel 953.

USE OF AUDIO/VIDEO COVERAGE

Any accredited media entity using "video or audio materials" (film, traditional video or audio, digital video or audio, photos, etc.) from University of Texas Athletics events (games, practices, post-practice/postgame interviews and press conferences) may use that material only for traditional television newscasts, web-based or print coverage (see note below regarding policy on game video on web), or other electronic transmission as approved by The University in writing, with a limitation of up to three (3) minutes in length from any single event. That three (3)-minute package may contain no more than two (2) minutes of game highlights. Its usage must be only as supporting edited video/audio for a reported video/audio story and not simply as a raw video post/rebroadcast/ streamed highlights or interview sessions. Accredited media entities may not offer any live video, audio or other coverage of the event (or tape delay rebroadcast coverage in its entirety) without the advance written permission of The University of Texas athletics department. Video is for news usage only and may not be sponsored or sold. This policy includes all games, matches, practices and events involving any of Texas' athletics programs. It includes all media events — press conferences, pre/post-practice interviews and pre/post-game interviews.

NOTE REGARDING USE OF GAME VIDEO: Policy permits entities to use up to two (2) minutes of video on air (whether taken from the network feed or shot themselves) or on the entity's website. Reports and features must be filed postgame and not during the game. If a game/event is contracted to a network television partner, all highlights may remain on a website no longer than 48 hours following the game/event's conclusion. Highlights may not be used via social media platforms except as a link back to the website/URL hosting the highlights.

EXCEPTION: With advance written permission from the UT Athletics department, media entities will be permitted to rebroadcast the Steve Sarkisian weekly Monday press conferences in its entirety. Video from that 20-minute press conference can be used for either over the air rebroadcast or web postings. Live distribution of the weekly Monday press conference is not permitted. If posted on a website, it must be removed 48 hours after the conclusion of the press conference.

PHOTOGRAPHY

Action shots of UT coaches and student-athletes can be requested by contacting the UT Athletics Photo Department at photo@athletics.utexas.edu.

COLLEGEPRESSBOX.COM is the official media website for Division I football. Access and download game notes, quotes, statistics, media guides, headshots, logos and more for all FBS schools, conferences, postseason games, awards and the College Football Playoff. For access, please register for an account at collegepressbox.com/register.

GAME NOTES

QUICK FACTS

GENERAL INFORMATION

Name	University of Texas
Location	Austin, Texas
Founded	1883
Enrollment	52,273
Nickname	Longhorns
Mascot	Bevo/Hook 'Em
Colors	Burnt Orange and White
Conference	Big 12
President	Jay Hartzell
Vice President & Director of Athletics	Chris Del Conte
Home Field	Darrell K Royal-Texas Memorial Stadium
University Website	utexas.edu
Athletics Website	TexasSports.com
Conference Website	Big12Sports.com

HISTORY

First Year of Football	1893
All-Time Record	934-389-33
All-Time Bowl Record	31-24-2
Last Bowl	2020 Alamo
Last Bowl Opponent	RV Colorado (W, 55-23)
Conference Championships	28
..... 1920, 1928, 1930, 1942, 1943, 1945, 1950, 1952	
..... 1953, 1959, 1961, 1962, 1963, 1968, 1969, 1970	
..... 1971, 1972, 1973, 1975, 1977, 1983, 1990, 1994	
..... 1995, 1996, 2005, 2009	
National Championships	4
..... 1963, 1969, 1970, 2005	

2022 TEAM INFORMATION

Seniors (including super seniors)	29
Juniors	15
Sophomores	24
Freshmen (including redshirts)	55
Letterwinners Returning/Lost	44/31
Offense/Defense/Specialists (Returning)	20/23/1
Starters Returning/Lost	12/10
Offense	5/6
Defense	7/4

2021 INFORMATION

Overall Record	5-7
Home/Road/Neutral	4-2/1-4/0-1
Big 12 Record/Finish	3-6/7th
Final Ranking	NR (CFP) NR (AP) NR (Coaches)
Bowl Game	N/A
Bowl Opponent/Result	N/A
Bowl Result	N/A

COACHING STAFF

Head Coach	Steve Sarkisian
Alma Mater	BYU, 1997
Record at UT/Years	11-11/2nd
Career Record/Years	57-46/9th
Twitter	@CoachSark
Instagram	steve.sarkisian
Asst. HC/Special Teams Coord./TE	Jeff Banks
Co-Defensive Coordinator/ILB	Jeff Choate
Running Backs	Tashard Choice
Defensive Line	Bo Davis
Offensive Coordinator/OL	Kyle Flood
Safeties	Blake Gideon
Def. Passing Game Coord./Secondary	Terry Joseph
Defensive Coordinator/OLB	Pete Kwiatkowski
Passing Game Coord./Wide Receivers	Brennan Marion
Quarterbacks	AJ Milwee
Strength and Conditioning	Torre Becton

THE OPENING KICKOFF

- The University of Texas continues its 130th season of football on Saturday when the Longhorns meet Kansas for the 21st time. The game will kick off from David Booth Kansas Memorial Stadium in Lawrence, Kansas at 2:30 p.m. CT on FS1.
- Texas (6-4, 4-3) fell to No. 4/4/4 TCU last week in Austin, 17-10.
- Kansas (6-4, 3-4) returns home after falling to Texas Tech, 37-16, in Lubbock.
- Steve Sarkisian will be serving his 104th career game as head coach and 23rd with Texas. He has a career record of 57-46 (.553).
- Texas currently boasts 934 all-time wins, the fifth-most in college football history. UT holds an all-time record of 934-389-33 (.701).

SERIES HISTORY VS. KANSAS

- Texas is set to face off with Kansas for the 21st time in program history on Saturday, and for the 11th time in Lawrence.
- The Longhorns are 16-4 against Kansas all-time, and 7-3 when the teams face off in Lawrence.
- Texas fell to Kansas in overtime in Austin last season, 57-56.
- UT's 0.800 winning percentage against the Jayhawks is its best against any current member of the Big 12 Conference.

VS. KANSAS (LAST 10 MEETINGS)

Year	Location	Result	Score
2011	Austin	W	43-0
2012	Lawrence	W	21-17
2013	Austin	W	35-13
2014	Lawrence	W	23-0
2015	Austin	W	59-20
2016	Lawrence	L	21-24 OT
2017	Austin	W	42-27
2018	Lawrence	W	24-17
2019	Austin	W	50-48
2020	Lawrence	Canceled	
2021	Austin	L	56-57 (OT)

A TEXAS WIN WOULD ...

- Be Texas' 935th victory all-time, the fifth-winningest program in college football history.
- Improve the Longhorns to 17-4 all-time against Kansas and 8-3 in Lawrence.
- Give Steve Sarkisian his 58th victory as a head coach and 12th at Texas in his 104th career game as a head coach.
- Be the Longhorns 147th victory in Big 12 Conference play and improve their all-time conference record to 147-79.

SECOND SEASON OF SARKISIAN ERA

- Texas Football Head Coach Steve Sarkisian is in his second season at the helm of the Longhorns and his ninth season as a head coach overall.
- Last season, the Texas offense ranked 18th in the nation and second in the Big 12 Conference with 35.5 points per game, the third-straight top-18 scoring output for a Sarkisian-led offense.
- The offensive showing also marked the eighth top-30 scoring offense in Sarkisian's career.
- Bijan Robinson rushed for 1,127 yards in 2021 and has established a career best with 1,129 rushing yards this season marking the 11th consecutive year a Sarkisian offense has had a 1,000-yard rusher.

THE EYES OF COLLEGE FOOTBALL ARE UPON AUSTIN

- Nearly 10.6 million viewers tuned into FOX for Texas Football's game against the Alabama Crimson Tide at Darrell K Royal-Texas Memorial Stadium on Saturday,

Sept. 10, the most-watched college football game of 2022.

- The broadcast averaged 10,595,000 viewers on FOX, peaking at over 15.1 million viewers, and was the fourth-most watch regular season college football matchup in the network's history.
- It marked the 30th game in DKR-Texas Memorial Stadium history to draw more than 100,000 fans.
- In addition to the record-setting crowds on the Forty Acres, FOX College Football announced that the game was the most streamed regular season college football or NFL game in FOX Sports history.
- ESPN's College GameDay drew its top Week 2 viewership in over a decade for the pregame show's live coverage from Lyndon B. Johnson Library Lawn.
- The show averaged 2,104,000 million viewers, an increase of 26% from 2021's Week 2 total.
- The final hour of the show, broadcast live from inside Darrell K Royal-Texas Memorial Stadium from 10 a.m. to 11 a.m. CT, drew 2.7 million viewers.
- ESPN College GameDay's viewership of 2.1 million was the highest Week 2 total for the show since 2010 and the best for a September episode since 2016.

DKR-TEXAS MEMORIAL STADIUM SHINES

- The Texas-Alabama game at Darrell K Royal-Texas Memorial Stadium drew record-setting crowds to the Forty Acres.
- A total of 105,213 packed DKR-Texas Memorial Stadium, topping the previous record of 103,507 established in 2018 in the Longhorns' victory over USC.
- It marked the 30th game in DKR-Texas Memorial Stadium history to draw more than 100,000 fans and there have been four more since then.
- Texas drew over 100,000 fans to a home game for the first time since 102,498 packed the house for UT's 24-10 victory over Iowa State in 2018.

DRAWING A CROWD


- A week after setting the Darrell K Royal-Texas Memorial Stadium attendance record, the Longhorns drew another huge crowd with 102,520 Longhorn faithful packing the house, the third-largest crowd in DKR-Texas Memorial Stadium history, and the 31st crowd of 100,000-plus.
- It marked the first time since 2018 that Texas has drawn back-to-back crowds of over 100,000 fans.
- Texas followed that by drawing 100,740 fans for the matchup with West Virginia and 100,072 for game against Iowa State, the first time DKR-Texas Memorial Stadium held over 100,000 fans four times in a season since 2012.
- Against TCU, the Horns drew 104,203 fans to DKR-TMS, the second-largest crowd in stadium history. It marked the fifth consecutive crowd of 100,000, the longest streak since 2012, and brought the total attendance through six homes games to 607,621, the highest total through six games of a season in stadium history.

RECORD-SETTING SEASON TICKET SALES

- Texas Football season ticket sales for the 2022 season broke an all-time record, eclipsing 64,000 season tickets to top the previous record of 63,279 set in 2019. This season, more than 8,000 new season tickets were purchased for Coach Steve Sarkisian's second season at the helm of the Longhorns.
- The 2022 home schedule, featuring seven home games for the first time since 2010, has been highlighted by the marquee non-conference home game with future Southeastern Conference foe Alabama. The Sept. 10 clash drew an all-time Darrell K Royal-Texas Memorial Stadium record of 105,213.

GAME NOTES

THE LAST TIME...

	NOV. 13, 2021 Austin, Texas DKR-Texas Memorial Stadium Attendance: 95,202 TV: ESPNU	
	KANSAS NR/NR	57
TEXAS NR/NR	56	

Score by Quarters	1	2	3	4	OT	Score
Kansas	14	21	7	7	8	32
Texas	0	14	21	14	7	27

Scoring Summary

1st	07:58	KU	D. Neal 3 yd run (J. Borcila kick)	13-75 7:02, KU 14 - UT 0
	00:36	KU	M. Fairchild 11 yd pass from J. Daniels (J. Borcila kick)	10-65 5:04, KU 14 - UT 0
2nd	12:14	UT	M. Washington 25 yd pass from C. Thompson (C. Dicker kick)	10-75 3:22, KU 14 - UT 7
	08:48	UT	X. Worthy 33 yd pass from H. Card (C. Dicker kick)	6-68 2:22, KU 14 - UT 14
	02:25	KU	J. Daniels 9 yd run (J. Borcila kick)	11-75 6:23, KU 21 - UT 14
	01:14	KU	D. Neal 19 yd pass from J. Daniels (J. Borcila kick)	3-23 0:21, KU 28 - UT 14
	01:00	KU	J. Bryant 31 yd yard interception return (J. Borcila kick)	0-0 0:09, KU 35 - UT 14
3rd	11:17	UT	C. Thompson 1 yd run (C. Dicker kick)	11-65 3:43, KU 35 - UT 21
	08:59	KU	D.D. Neal 10 yd run (J. Borcila kick)	4-75 2:18, KU 42 - UT 21
	03:50	UT	B. Robinson 25 yd pass from C. Thompson (C. Dicker kick)	8-88 2:37, KU 42 - UT 28
	01:21	UT	X. Worthy 7 yd pass from C. Thompson (C. Dicker kick)	3-17 0:44, KU 42 - UT 35
4th	08:47	KU	K. Lassiter II 2 yd pass from J. Daniels (J. Borcila kick)	9-73 5:11, KU 49 - UT 35
	04:39	UT	X. Worthy 8 yd pass from C. Thompson (C. Dicker kick)	11-91 03:57, KU 49 - UT 42
	00:22	UT	C. Brewer 25 yd pass from C. Thompson (C. Dicker kick)	3-34 0:22, KU 49 - UT 49
OT	00:00	UT	M. Washington 8 yd pass from C. Thompson (C. Dicker kick)	3-25, KU 49 - UT 56
	00:00	KU	D. Neal 2 yd run (J. Casey pass from J. Daniels)	4-25, KU 57 - UT 56

	KU	UT
FIRST DOWNS	22	30
RUSHES-YARDS (NET)	43-218	32-164
PASSING YDS (NET)	202	410
Passes Att-Comp-Int	31-21-0	49-33-2
TOTAL OFFENSE PLAYS-YARDS	74-420	81-574
Fumble Returns-Yards	0-0	0-0
Punt Returns-Yards	2-12	2-30
Kickoff Returns-Yards	0-0	3-35
Interception Returns-Yards	2-31	0-0
Punts (Number-Avg)	5-30.6	2-45.0
Fumbles-Lost	0-0	3-2
Penalties-Yards	4-30	10-97
Possession Time	35:18	24:42
Third-Down Conversions	11 of 17	7 of 11
Fourth-Down Conversions	0 of 1	0 of 0
Red-Zone Scores-Chances	7-7	4-4
Sacks By: Number-Yards	2-5	1-2

RUSHING: KU-Neal, Devin 24-143; Daniels, Jalon 11-45; Pesek-Hickson, Amauri 6-28; Wilson, Trevor 1-3; TEAM 1(-1).
 UT-Robinson, Bijan 14-70; Johnson, Roschon 6-37; Brooks, Jonathon 5-33; Thompson, Casey 6-28; Card, Hudson 1(-4).

PASSING: KU-Daniel, Jalon 21-30-0-202; Wilson, Trevor 0-1-0-0.
 UT-Thompson, Casey 30-43-1-358; Card, Hudson 3-5-1-52;
 TEAM 0-1-0-0.

RECEIVING: KU-Lassiter II, Kwamie 8-68; Arnold, Lawrence 4-30; Fairchild, Mason 2-31; Neal, Devin 2-26; Wilson, Trevor 2-12; McBride, Steven 1-5. UT- Worthy, Xavier 14-152; Washington, Marcus 5-100; Dixon, Kelvontay 4-37; Robinson, Bijan 3-48; Johnson, Roschon 3-19; Brewer, Cade 2-40; Brooks, Jonathon 1-12; Wiley, Jared 1-2.

INTERCEPTIONS: KU-Burroughs, O.J. 1-0; Bryant, Jacobee 1-31. UT-None.

FUMBLES: KU-None. UT-Thompson, Casey 1-1; Card, Hudson 1-1; Brooks, Jonathon 1-0.



• It was only the third time the Longhorns and Crimson Tide had met in Austin and the first time since 1922.

• The home slate also opened with three consecutive home games for the first time since 1996 and just the second time since 1981.

2023 SEASON TICKET DEPOSITS NOW AVAILABLE

• For those looking to join us at DKR next season, season ticket deposits are now on sale.

• For \$199 per seat, fans can get the first chance to select seats after current season ticket holders. If they've ever wanted to lock in your spot, now is the time to do so.

LONGHORN GRADUATES

• Seven members of The University of Texas Football team enter the 2022 season having completed their degree requirements and have earned their degrees prior to the season. The list includes: OL Junior Anglail, DB Anthony Cook, OL Christian Jones, WR Tarique Milton, EDGE Ovie Oghoufo, WR Gabe Sulser and LB Diamonte Tucker-Dorsey.

• Additionally, 15 Longhorns are on track to earn bachelors or masters degrees in the fall. They are: WR Parker Alford, QB Ben Ballard, LB Luke Brockermeier, DL Keondre Coburn, DS Zach Edwards, EDGE Chris Hannon, TE Nathan Hatter, DB D'Shawn Jamison, RB Roschon Johnson, TE Brayden Leibrock, EDGE Ovie Oghoufo, DL Moro Ojomo, LB DeMarvion Overshown, LB Devin Richardson and WR Jordan Whittington.

TRANSFERRING TO THE 40

• Ten new faces on the Forty Acres for the 2022 season have arrived via transfer from other colleges. That group includes:

Player	Previous School
TE Jahleel Billingsley	Alabama
QB Quinn Ewers	Ohio State
WR Agiye Hall	Alabama
WR Tarique Milton	Iowa State
WR Isaiah Neyor	Wyoming
OL Will Pliska	Washington
WR Gage Sulser	Montana
P Daniel Trejo	Texas Wesleyan
LB Diamonte Tucker-Dorsey	James Madison
DB Ryan Watts	Ohio State

FRESH FACES

• A total of 13 Longhorns have made their first career starts in the Burnt Orange and White during the first four games of the season. Nine Longhorns made their starting debuts for Texas in the season-opening victory over ULM. That group was made up of OL

Kelvin Banks Jr., OL Hayden Connor, QB Quinn Ewers, DB Jaylon Guilbeau, TE Gunnar Helm, OL Cole Hutson, EDGE Barryn Sorrell, TE Ja'Tavion Sanders and DB Ryan Watts. Against Alabama, WR Casey Cain joined the group with a start in the second game of his career, and Jamier Johnson made his first career start against UTSA. The following week at Texas Tech, DL Vernon Broughton earned his first career start. Against West Virginia, T'Vondre Sweat started for the first time in his career in his 40th game played. DB Kitan Crawford started for the first time at Kansas State and DB Terrence Brooks tallied his first career start in the match up with TCU.

• In all, 36 Longhorns have made their first career appearances for Texas this season. Thirty-three of those occurred in the season opener against ULM, with that group made up of Banks, Ewers, Guilbeau, Hutson, Watts, WR Jaden Alexis, DL Jaray Bledsoe, RB Jaydon Blue, DB X'Avion Brice, DB Terrence Brooks, DL Aaron Bryant, EDGE Ethan Burke, WR Casey Cain, OL DJ Campbell, EDGE Justice Finkley, DB Austin Jordan, WR Tarique Milton, WR Troy Omiere, P Isaac Pearson, WR Savion Red, OL Connor Robertson, DL Kristopher Ross, K Will Stone, WR Gabe Sulser, DL Zac Swanson, DB Michael Taaffe, EDGE J'Mond Tapp, WR Brenen Thompson, P Daniel Trejo, LB Diamonte Tucker-Dorsey, DB Larry Turner-Gooden, OL Neto Umeozulu and OL Cameron Williams.

• WR Agiye Hall joined the group when he made his debut for the Horns against UTSA and DS Lance St. Louis appeared in his first game at Texas Tech.

• TE Jahleel Billingsley appeared in his first game for Texas at Oklahoma State.

HALFTIME MOMENTUM

• Texas has had a scoring attempt in eight of its final 10 drives of the half this year, scoring touchdowns before heading into the locker room in five of the last seven games: Missed FG; Missed FG; FG; TD; TD; TD; TD; punt; TD; punt. The Longhorns' opponents have scored just twice (WVU, TCU) on their final drive of the half with the other eight games being five punts, two interceptions and a missed FG.

• The Longhorns have held their opponents scoreless on each of their initial drives of the second half with the Horns scoring four times (three TDs and a FG) in nine games.

STARTING STRONG

• It was a complete team effort from the Longhorns in the season-opening 52-10 victory over the ULM Warhawks.

• Texas tallied seven touchdowns in the winning effort and scored in variety of fashions with the offense, defense and special teams all finding the end zone

GAME NOTES



via a blocked punt return, an interception return, two receiving touchdowns and a trio of rushing scores.

• Texas has begun each of the last five seasons with a win, besting Tulsa in 2018, Louisiana Tech in 2019, UTEP in 2020, Louisiana in 2021 and ULM in 2022.

DALLAS DOMINATION

- The Longhorns won the 118th edition of the Red River Showdown in dominating fashion, topping Oklahoma by a score of 49-0.
- UT's shutout was the first over OU since 1965 and the first suffered by the Sooners since 1998.
- The 49-point margin was also the worst suffered by the Sooners in shutout fashion in program history.
- Texas held Oklahoma to 39 passing yards, the fewest surrendered by the Longhorns since 2014 (North Texas - 15).
- The Longhorns 49 points were the most-ever scored against the Sooners and the 49-point win was the largest margin of victory of UT in the rivalry.
- Texas' 36 first downs were the most in a single game in the matchup and the most ever at a game held inside Cotton Bowl Stadium.
- Redshirt freshman Quinn Ewers passed for four touchdowns, tied for third-most in the Texas-Oklahoma game in series history.

WEATHERING THE CYCLONES

- Facing an Iowa State defense that was holding opponents to a Big 12-best (13th/NCAA) 91 rushing ypg, Bijan Robinson (28-135) & Roschon Johnson (11-71) combined for 206 rushing yards — including teaming up for 59 yards on nine carries on the game-winning 11-play, 75-yard touchdown drive.
- Iowa State's defense had been putting together one of the best seasons in school history, leading the Big 12 in total defense (277.5 yards per game), rushing defense (91.0) and scoring defense (13.7 points).
- Nationally, ISU had been eighth in scoring defense, 11th in total defense and 13th in rushing defense.

SCORE BIG AND SCORE OFTEN

- Texas tallied 31 points in the first half against Kansas State, the fifth time this season the Longhorns have scored 28 points in a half.
- UT has scored at least 24 points in a half eight times this season.
- The Longhorns have scored at least 34 points in seven of 10 games this season.
- Texas scored at least 32 points in six of 12 games in 2021 and had four games of 48 points or more.
- In last season's victory over Texas Tech, the Longhorns scored 70 points in a game for the first

time since 2005 Big 12 Championship Game against Colorado.

- It marked only the second time since 1977 and 11th time in school history that UT had scored 70 points in a game.
- The 70 points tied for the second most scored against a Big 12 opponent in conference play, while the 42 points scored in the first half were also the second most in a Big 12 contest.

BREAKING BIG PLAYS

- This season, Texas is averaging more than almost six big plays (plays of 20 or more yards) per game with no fewer than three in a game, while Longhorn opponents are averaging just over four per game.
- Texas had a season-high nine gains of at least 20 yards at Oklahoma State.
- UT has 56 plays of 20 or more yards this season with 12 touchdowns, and Texas opponents have totaled 42 plays of at least 20 yards with nine touchdowns.
- On plays of 30 or more yards, the Longhorns have totaled 25 plays with 11 taken into the end zone for scores, while UT opponents have tallied 11 such plays with six touchdowns.

FINDING THE END ZONE

- In the Longhorns' season opener against ULM, Keilan Robinson returned a blocked punt for a touchdown, D'Shawn Jamison returned an interception for a score and the Texas offense scored three rushing and two passing touchdowns.
- It marked the first time since the season opener against Maryland in 2017 that Texas scored a touchdown on offense, defense and special teams.
- In the 2017 game, Holton Hill had a 31-yard interception return and returned a blocked field goal for a touchdown, and Reggie Hemphill-Mapps scored on a 91-yard punt return. Shane Buechele added a pair of touchdown passes to Armanti Foreman and Collin Johnson and ran in for another score.
- Also marked the first time since Selvin Young's 97-yard kickoff return for a touchdown against New Mexico State in 2003 that the Longhorns' first points of the season occurred on special teams.
- Texas tacked on a third non-offensive touchdown of the season when Jahdae Barron returned an interception 44 yards for a pick-six against UTSA.
- Barron added a scoop-and-score fumble recovery against TCU, taking a ball 48 yards for a touchdown on the first fumble recovery of his career.
- The four combined defensive and special teams touchdowns are the most for Texas since 2017.

BY THE NUMBERS

1 Junior RB Bijan Robinson tops the Big 12 Conference in rushing yards (1,158), rushing yards per game (115.8), all-purpose yards (147.20 ypg) and total touchdowns (14), is third in rushing TDs (12) and total points scored (84), and fourth in yards per carry (5.68) and scoring (9.3 ppg).

5.5 Sophomore DL Barryn Sorrell ranks fifth in the Big 12 Conference with 5.5 sacks.

9 Junior DB Jahdae Barron has registered nine a team-leading nine tackles for loss this season, tied for eighth in the Big 12 Conference.

9.1 Junior LB Jaylan Ford leads the Big 12 with 9.1 tackles per game and 91 total tackles.

9.8 Sophomore WR/PR Xavier Worthy's 9.8 yards per punt return are the second-most in the Big 12 and 19th in the NCAA.

11 The Longhorns had three players register 11 tackles against TCU: Barron, Sorrell and senior LB DeMarvion Overshown.

14 Texas collected a season-high 14 tackles for loss against TCU, including a career-best 3.5 by Barron and three from Sorrell.

26.3 Junior RB/KR Keilan Robinson is averaging 26.3 yards per kickoff return, the second-best mark in the Big 12.

48 Barron scored on a 48-yard fumble return against TCU, his second TD of the season after returning an INT for a 44-yard score against UTSA. He is the third Longhorn with an INT and fumble return TD in the same season (Brandon Foster '07; Chris Whaley '13).

89 Sophomore K Bert Auburn leads the Big 12 Conference with 89 points scored this season, while ranking second in scoring (8.9 ppg) and field goals per game (1.80) and fifth in field goal percentage (76.2%).

100,000 The Longhorns drew over 100,000 fans to Darrell K Royal-Texas Memorial Stadium for the TCU game last week, the fifth time this season Texas has hosted more at least 100,00 fans. Three of the top four attendance marks at DKR-Texas Memorial Stadium have been set this season.

GAME NOTES

LONGHORN 2022 HONOR ROLL

JUNIOR ANGLAU (SENIOR, OL)

- » Preseason All-Big 12 Second Team (Athlon Sports)
- » Preseason All-Texas Second Team (Dave Campbell's Texas Football)

BERT AUBURN (SOPHOMORE, K)

- » Lou Groza Award Star of the Week (Week 2 vs. Alabama)

KELVIN BANKS JR. (FRESHMAN, OL)

- » Midseason True Freshman All-American Team (On3)
- » Midseason True Freshman All-American Team (The Athletic)
- » Preseason True Freshman All-American Team (247Sports)
- » Preseason True Freshman All-American Team (ESPN)
- » Shaun Alexander Freshman of the Year Award semifinalist

JAHADE BARRON (JUNIOR, DB)

- » Big 12 Conference Defensive Player of the Week (Week 3 vs. UTSA)
- » Preseason All-Big 12 Fourth Team (Athlon Sports)

JAHLEEL BILLINGSLEY (SENIOR, TE)

- » Preseason All-Big 12 Second Team (Athlon Sports)

HUDSON CARD (SOPHOMORE, QB)

- » Earl Campbell Tyler Rose Award Player of the Week Honorable Mention (Week 5 vs. West Virginia)

KEONORE COBURN (SENIOR, DL)

- » Midseason All-Texas College Football Team (Dave Campbell's Texas Football)
- » Preseason All-Big 12 Third Team (Athlon Sports)
- » Preseason All-Big 12 Fourth Team (Phil Steele)

ALFRED COLLINS (JUNIOR, DL)

- » Preseason All-Big 12 Third Team (Athlon Sports)

ANTHONY COOK (SENIOR, DB)

- » Preseason All-Big 12 Third Team (Phil Steele)

QUINN EIWERS (REDSHIRT FRESHMAN, QB)

- » Big 12 Conference Newcomer of the Week (Week 6 vs. Oklahoma)
- » Davey O'Brien Great 8 (Week 6 vs. Oklahoma)
- » Earl Campbell Tyler Rose Award Player of the Week Honorable Mention (Week 6 vs. Oklahoma)
- » Manning Award Star of the Week (Week 6 vs. Oklahoma)
- » Lombardi Award watch list
- » Preseason All-Big 12 Fourth Team (Athlon Sports)

JAYLAN FORD (JUNIOR, LB)

- » Big 12 Conference Defensive Player of the Week (Week 7 vs. Iowa State)
- » Bronko Nagurski National Defensive Player of the Week (Week 10 vs. Kansas State)
- » Midseason All-Texas College Football Defensive Player of the Year (Dave Campbell's Texas Football)
- » Midseason All-Texas College Football Team (Dave Campbell's Texas Football)

COLE HUTSON (FRESHMAN, OL)

- » Preseason True Freshman All-American Team (247Sports)
- » Preseason True Freshman All-American Team (ESPN)

D'SHAWN JAMISON (SENIOR, DB)

- » Paul Hornung Award preseason watch list
- » Preseason All-Big 12 First Team – PR (Athlon Sports)
- » Preseason All-Big 12 Second Team – DB (Athlon Sports)
- » Preseason All-Big 12 Second Team – DB/PR (Phil Steele)

ROSCHON JOHNSON (SENIOR, RB)

- » Doak Walker Award preseason watch list
- » National Football Foundation Campbell Trophy semifinalist
- » Paul Hornung Award Honor Roll

CHRISTIAN JONES (SENIOR, OL)

- » Preseason All-Big 12 Fourth Team (Phil Steele)

ISAIAH NEYOR (JUNIOR, WR)

- » Biletnikoff Award preseason watch list
- » Preseason All-Big 12 Third Team (Athlon Sports)
- » Preseason All-Big 12 Third Team (Phil Steele)

MORO OJOMO (JUNIOR, DL)


- » Preseason All-Big 12 Fourth Team (Athlon Sports)
- » Preseason All-Big 12 Second Team (Phil Steele)

DEFENSE BRINGING THE HEAT

- The Texas defense came up huge in the 20-19 defeat at the hands of Alabama in week two, the first matchup between the storied programs since the 2010 BCS Championship Game.
- Texas' defense limited the high-powered Crimson Tide offense to 20 points, just the seventh time in the last eight seasons that Alabama has been held to 20 points or fewer.
- In the first half, Alabama rushed for 94 yards on 12 carries, with 81 of those yards occurring on one play.
- Following the 81-yard run, Texas forced Alabama to punt on each of the next six drives.
- The Horns did it again against TCU, holding a Horned Frogs team that was averaging over 43 points a game to 17 for the game, and limiting them to three points in the first half, the fewest points TCU had scored in a half all season.
- UT also posted season-high five sacks and 14 tackles for loss against TCU.

HEISMAN HOPEFUL: BIJAN ROBINSON

- Texas has a strong Heisman tradition when it comes to the running back position with two of the greats - Earl Campbell (1977) and Ricky Williams (1998) hailing from the Forty Acres.
- Additionally, the Longhorns have had 10 running backs or fullbacks place in the Top-10 in Heisman Trophy voting, most recently D'Onta Foreman in 2016.
- Current Big 12 Conference programs have produced five Heisman Trophy Winners from the running back/tailback position: Campbell, Williams, Billy Vessels (1952), Billy Simms (1978) and Barry Sanders (1988).
- The last three running backs named as the Heisman Trophy winner have been sophomores or juniors: Reggie Bush (2005), Mark Ingram (2009) and Derrick Henry (2015).

 Chris Low @ClowESPN · Follow
Bijan Robinson is looking to join @TexasFootball royalty. He's up to 222 pounds from 210 and just as explosive.



3:23 PM · Aug 17, 2022

ROBINSON BY THE NUMBERS

- Bijan Robinson has been one of the top performers in the FBS this season, ranking seventh in all-purpose yards (147.20 ypg), ninth in total touchdowns (14) and 10th in rushing yards (1,158), while also ranking 11th in rushing yards per game (115.8), 16th in rushing touchdowns (12) and 25th in total points scored (84).
- Robinson is the only FBS player to have more than 1,000 rushing yards (1,158) and 300 receiving yards (314), and his 1,472 tandem yards (rushing + receiving) are the second-most in the nation, 42

- behind Illinois' Chase Brown. He is one of only two players with 1,450 combined rushing and receiving yards through the first 11 weeks of the season.
- He leads the Big 12 Conference in all purpose yards per game, rushing yards, rushing yards per game and total touchdowns, while ranking third in rushing touchdowns and total points scored, fourth in scoring (8.4 ppg) and rushing yards per carry (5.68), 11th in total offense (115.8 ypg), 12th in points responsible for (84) and 13th in points responsible for per game (8.4).
- The junior has seven total plays (five rushing, two receiving) of at least 40 yards.
- This offseason, Robinson focused on maintaining his speed for 90 yards (instead of the 40-yard dash), and was clocked at 22.3 mph on the GPS.
- Robinson has a history of not only making people miss and getting the tough yards, but also breaking big plays as both a rusher and receiver. For his career, Robinson has 41 plays (27 rushes/14 receptions) of 20-plus yards and that includes eight of 50 or more (all runs).
- Over his last 22 games, his ratio of long plays is even more impressive. During that time, he has 36 plays (23 rushes/13 receptions) of 20-or-more yards, including six runs of 50-plus. He's accomplished that in just 468 plays (418 rushes/50 receptions) in that 20-game span, or a play of 20-plus yards on average every 13 plays.
- In 10 games this season, he has 15 plays (8 rushes/7 receptions) of 20-or-more yards, including touchdown runs of 78, 42, 41, 40 and 36 yards.
- In 10 games last season, he had 12 plays (9 rushes/3 receptions) of 20-or-more yards, including two of 50-plus, with five touchdowns.

WHAT THEY'RE SAYING ABOUT BIJAN

- "I think he's unique. The ball skills, the illusiveness, the power, the acceleration, the balance, the football IQ, he's a very well-rounded player." – Steve Sarkisian
- "This kid may be the best player in the sport. This kid is big-time." – Kirk Herbstreit
- "Bijan Robinson is the best running back in the country. He's turning into the most dynamic offensive player in the country. He catches it well out of the backfield, they can get it to him in several different ways, he can affect the game at any moment, from anywhere and because of that, I feel very comfortable saying if I had to vote for a Heisman winner today, it would be Bijan Robinson. I think he's the most dynamic player in the country." – Joel Klatt
- "He is very twitchy as an athlete, very hard to tackle, and the greatest thing about him is he's powerful. He's a very powerful runner when he finishes. He's a very impressive young man and a great player." – Robert Griffin III
- "When you look like your NIL deal, you've done it right and so has the company." - Jason Benetti
- "He is so explosive, so hard to tackle, fast, strong, I think this is why he's the top back in the country." - Chris Petersen, FOX

BIJAN BRINGS IT

- Robinson was on a roll during a seven-game stretch that started off against UTSA, combining for 1,001 rushing yards on 161 carries (6.2 ypc) with 10 rushing TDs, while also hauling in a 13 of passes for 201 yards (15.5 ypc) with one touchdown.
- At Kansas State, Robinson carried the ball 30 times for 209 yards and one touchdown and caught two passes for 34 yards.
- The 200-yard effort was the second of his career, becoming the ninth Longhorn with multiple 200-yard rushing games.

GAME NOTES



- The rushing TD brought his total to 27 for his career, the 11th-most in Longhorn history.
- His 100-yard effort was the 16th of his career, tied for fourth all-time in UT history, and seventh-straight overall, the third-longest streak in Texas history.
- The rushing TD brought his total to 26 for his career, tied for the 11th-most in Longhorn history.
- Robinson has scored a combined 35 touchdowns (27 rushing, 8 receiving), 10th-best among Longhorns all-time and he was the 13th Longhorn to score 30.
- He has pushed his season rushing total to a career-best 1,158 yards, reaching 1,000 rushing yards for the season for the second consecutive season.
- Robinson is the first UT running back to gain more than a grand on the ground in back-to-back seasons since Cedric Benson in 2003-04 — Vince Young did it in 2004-05 at quarterback.
- He is the seventh Longhorn with consecutive 1,000-yard rushing campaigns, joining Chris Gilbert, Roosevelt Leaks, Ricky Williams, Hodges Mitchell, Cedric Benson and Vince Young.
- At Oklahoma State, he rushed 24 times for 140 yards and ran for a 42-yard touchdown and scored on a 41-yard touchdown reception.
- The scores gave him his 11th multi-touchdown game (rushing or receiving) in his career.
- Robinson rushed for scores of 78 and 41 yards against UTSA, 42 yards at Oklahoma State and 40 yards at Texas Tech.
- He is the first Longhorn to have multiple touchdown runs of 40-plus yards in a season since D'Onta Foreman (four) in 2016.
- He has scored a rushing touchdown in eight of 10 games this season, including the first six games, and reached the end zone in nine of his last 11 games.

MOST TOUCHDOWNS THROUGH 10 GAMES (TEXAS, ALL-TIME)

Player	Total TDs	Year
1. Ricky Williams	27 (26 rush/1 rec)	1998
2. Ricky Williams	23 (all rush)	1997
3. Cedric Benson.....	19 (18 rush/1 rec)	2004
4. Joe Bergeron	16 (all rush)	2012
5. Earl Campbell.....	15 (all rush)	1977
6. Bijan Robinson.....	14 (12 rush/2 rec)	2022

- He tallied 32 touches in helping lead the Longhorns past Iowa State, carrying the ball 28 times for 135 yards, while also catching a season-high four passes for 36 yards.
- The junior dominated against Oklahoma, rushing for 130 yards on 22 carries (5.9 ypc) with two touchdowns and also caught a pair of passes for 15 yards, including an acrobatic reception along the left sideline that went for 12 yards.
- In Texas' win over West Virginia, he carried the ball 21 times for 101 yards and one score while also catching a pair of passes for 34 yards, totaling 135 all purpose yards.
- At Texas Tech, the junior carried the ball 16 times for 103 yards and two scores, including a 40-yard rushing touchdown, and opened the game with a 22-yard reception on the first play from scrimmage.
- Robinson rushed for 183 yards on 20 carries in Texas' victory over UTSA and equalled his career high with three rushing touchdowns.
- At the time, it marked the third time in his career that he rushed for 180 yards in a game.
- He also has three career games of three rushing

LONGHORN 2022 HONOR ROLL (CON'T)

DEMARVION OVERSHOWN (SENIOR, LB)

- » Bednarik Award preseason watch list
- » Bronko Nagurski Trophy preseason watch list
- » Butkus Award preseason watch list
- » Butkus Award semifinalist
- » Lombardi Award preseason watch list
- » Preseason All-Big 12 Team
- » Preseason All-Big 12 First Team (Athlon Sports)
- » Preseason All-Big 12 First Team (Phil Steele)
- » Preseason All-Texas First Team (Dave Campbell's Texas Football)

BIJAN ROBINSON (JUNIOR, RB)

- » Doak Walker Award preseason watch list
- » Doak Walker Award National Running Back of the Week candidate (Week 3 vs. UTSA)
- » Doak Walker Award National Running Back of the Week candidate (Week 10 vs. Kansas State)
- » Earl Campbell Tyler Rose Award Player of the Week Honorable Mention (Week 3 vs. UTSA)
- » Earl Campbell Tyler Rose Award Player of the Week Honorable Mention (Week 6 vs. Oklahoma)
- » Earl Campbell Tyler Rose Award Player of the Week Honorable Mention (Week 10 vs. Kansas State)
- » Maxwell Award preseason watch list
- » Maxwell Award semifinalist
- » Midseason All-America Second Team (ESPN)
- » Midseason All-America Second Team (The Athletic)
- » Midseason All-Texas College Football Team (Dave Campbell's Texas Football)
- » Preseason All-America First Team (Action Network)
- » Preseason All-America First Team (AP)
- » Preseason All-America First Team (Athlon Sports)
- » Preseason All-America First Team (CBS Sports)
- » Preseason All-America First Team (Phil Steele)
- » Preseason All-America First Team (Sporting News)
- » Preseason All-America First Team (Sports Illustrated)
- » Preseason All-America First Team (Walter Camp Football Foundation)
- » Preseason All-Big 12 Team
- » Preseason All-Big 12 First Team (Athlon Sports)
- » Preseason All-Big 12 First Team (Phil Steele)
- » Preseason Big 12 Offensive Player of the Year
- » Preseason All-Texas First Team (Dave Campbell's Texas Football)
- » Preseason All-Texas Best Running Back (Dave Campbell's Texas Football)
- » Walter Camp Player of the Year preseason watch list
- » Wuerffel Trophy preseason watch list

JAVON SANDERS (SOPHOMORE, TE)

- » Earl Campbell Tyler Rose Award Player of the Week Honorable Mention (Week 6 vs. Oklahoma)
- » John Mackey Award preseason watch list
- » John Mackey Award semifinalist
- » John Mackey Award Tight End of the Week (Week 5 vs. West Virginia)
- » John Mackey Award Tight End of the Week Honorable Mention (Week 6 vs. Oklahoma)

STEVE SARKISIAN (HEAD COACH)

- » Bryant Award midseason watch list
- » Dodd Trophy midseason watch list

DIAMONTE TUCKER-DORSEY (SENIOR, LB)

- » Preseason All-Big 12 Fourth Team (Phil Steele)

JORDAN WHITTINGTON (JUNIOR, WR)

- » Preseason All-Big 12 Fourth Team (Athlon Sports)

XAVIER WORTHY (SOPHOMORE, WR)

- » Biletnikoff Award preseason watch list
- » Earl Campbell Tyler Rose Award Player of the Week Honorable Mention (Week 7 vs. Iowa State)
- » Preseason All-America Second Team (AP)
- » Preseason All-America Second Team (Athlon Sports)
- » Preseason All-America Second Team (Phil Steele)
- » Preseason All-America Second Team (Sporting News)
- » Preseason All-America Second Team (Walter Camp Football Foundation)
- » Preseason All-Big 12 Team
- » Preseason All-Big 12 First Team (Athlon Sports)
- » Preseason All-Big 12 First Team (Phil Steele)
- » Preseason All-Texas First Team (Dave Campbell's Texas Football)
- » Maxwell Award preseason watch list
- » Paul Hornung Award Honor Roll
- » Walter Camp Player of the Year preseason watch list

GAME NOTES

TEXAS' RECORD WHEN...

	2022	Sarkisian Era
Overall.....	6-4	11-11
Big 12	4-3	7-9
Non-conference	2-1	4-2
Home	4-2	8-4
Away	1-2	2-6
Neutral	1-0	1-1
Current streak	L1	L1
Current home streak	L1	L1
Current road streak	W1	W1
Current neutral site streak	W1	W1
Day game	2-3	6-7
Night game	4-1	5-4
August	0-0	0-0
September	2-2	5-3
October	3-1	4-4
November	1-1	2-4
December	0-0	0-0
January	0-0	0-0
vs. Top 25 teams	1-3	2-6
vs. unranked teams	5-1	9-5
On natural grass	1-0	2-3
On artificial surface	5-4	9-8
Scoring first	4-1	7-4
Opponent scores first	2-3	4-7
Leading after 1st quarter	4-2	7-5
Trailing after 1st quarter	2-1	3-5
Tied after 1st quarter	0-1	1-1
Leading at halftime	5-2	9-6
Trailing at halftime	0-1	1-4
Tied at halftime	1-1	1-1
Leading after 3rd quarter	6-3	11-6
Trailing after 3rd quarter	0-1	0-5
Tied after 3rd quarter	0-0	0-0
Overtime	0-0	0-2
Scoring 0-19	0-2	0-3
Scoring 20-29	1-0	2-4
Scoring 30-39	2-2	4-2
Scoring 40+ points	3-0	5-2
Allowing 0-19	2-1	5-1
Allowing 20-29	3-1	4-1
Allowing 30-39	1-1	2-5
Allowing 40+ points	0-1	0-4
Game decided by 1-9	2-4	4-9
Game decided by 10-19	1-0	1-1
Game decided by 20-29	1-0	2-1
Game decided by 30-39	0-0	1-0
Game decided by 40+	2-0	3-0
With 100-yard rusher	5-2	10-5
Allow 100-yard rusher	0-1	2-7
With 300-yard passer	1-1	2-3
Allow 300-yard passer	2-2	3-2
Outgaining opponent	4-0	9-1
Outgained by opponent	2-4	2-10
No turnovers	3-1	4-1
One to three turnovers	3-3	7-9
Four or more turnovers	0-0	0-1
No takeaways	1-2	2-4
One to three takeaways	5-2	9-7
Four or more takeaways	0-0	0-0
Win turnover margin	3-0	6-2
Tie turnover margin	3-2	4-4
Lose turnover margin	0-2	1-5
Win time of possession	2-1	6-1
Lose time of possession	4-3	5-10



touchdowns and five games of three combined rushing and receiving touchdowns.

- He is the first Longhorn to have multiple touchdown runs of 40-plus yards in the same game since Jamaal Charles had two (40, 88) against Nebraska in 2007.

MR. VERSATILITY

- A dual threat, Robinson is one of three players in Texas history with multiple games of at least 100 rushing yards and 50 receiving yards. With three such games in his career (12/5/20 vs. Kansas State - 172/51; 9/4/21 vs. Louisiana - 137/54; 9/25/21 vs. Texas Tech - 103/73), he trails only Longhorn Legend Cedric Benson's four, while they are joined by Texas Great Eric Metcalf, who had two.
- Since 2020, his three games of 100 rushing and 50 receiving yards are tied for the most among active players who accomplished the feat in Power 5 Conferences and one of only three Power 5 Conference players to accomplish the feat multiple times during that stretch.
- Texas, Oklahoma and UCLA are the only programs to have at least three such games since 2020, with Ohio State, Oregon and K-State having players rush for 100 yards and have 50 yards receiving on two occasions.

100 RUSHING, 50 RECEIVING YARD GAMES (ACTIVE POWER 5 PLAYERS SINCE 2020)

Name, School	Total	Games
1. Bijan Robinson, Texas	3	29
1. Zach Charbonnet, Michigan/UCLA	3	25
3. Deuce Vaughn, Kansas State	2	33
4. Xazaian Valladay, Arizona State	1	10
4. Roman Hemby, Maryland	1	13
4. Donovan Edwards, Michigan	1	19
4. Devin Neal, Kansas	1	21
4. TreVeyon Henderson, Ohio State	1	20
4. Raheim Sanders, Arkansas	1	23
4. Kazmeir Allen, UCLA	1	22
4. Zach Evans, TCU/Ole Miss	1	24
4. Chase Brown, Illinois	1	28
4. Israel Abanikanda, Pitt	1	28
4. Sean Tucker, Syracuse	1	31
4. Evan Hull, Northwestern	1	31
4. Travis Dye, Oregon/USC	1	31
4. Eric Gray, Tennessee/Oklahoma	1	31
4. SaRodrick Thompson, Texas Tech	1	32

- Equally adept at rushing, receiving and blocking, he has had a rushing and receiving TD in the same game five times in his career after doing so this season against ULM and Oklahoma State.
- He rushed for a 1-yard touchdown against Alabama, had three rushing touchdowns against UTSA, two rushing scores against Texas Tech, a 1-yard TD against West Virginia and two rushing TDs against OU to give him a rushing touchdown in each of the first six games of the season. He has a rushing or receiving score in 19 of his last 22 games.

RUSHING YARDS PER GAME (CAREER, ACTIVE POWER 5 PLAYERS)

Name, School	Avg.	Games
1. Mohamed Ibrahim, Minnesota	112.2	38
2. Braelon Allen, Wisconsin	104.4	21
3. Bijan Robinson, Texas	103.0	29
4. Sean Tucker, Syracuse	95.2	31
5. Deuce Vaughn, Kansas State	94.8	33

RUSHING YARDS PER CARRY (CAREER, ACTIVE POWER 5 PLAYERS)

Name, School	Avg.	Games
1. Kendre Miller, TCU	6.9	29
2. Devon Achane, Texas A&M	6.5	29
3. Christopher Rodriguez Jr., Kentucky	6.3	44
4. Bijan Robinson, Texas	6.2	29
5. Braelon Allen, Wisconsin	6.1	22

ALL PURPOSE YARDS PER GAME (CAREER, ACTIVE POWER 5 PLAYERS)

Name, School	Avg.	Games
1. Jahmyr Gibbs, Ga. Tech/Alabama	140.72	29
2. Deuce Vaughn, Kansas State	134.55	33
3. Bijan Robinson, Texas	131.34	29
4. Will Shipley, Clemson	125.60	20
5. Mohamed Ibrahim, Minnesota	117.58	38

CLIMBING THE CHARTS

- Robinson has totaled 2,988 career rushing yards, moving ahead of D'Onta Foreman (2,782), A.J. "Jam" Jones (2,874) and Roosevelt Leaks (2,923) into seventh on the UT all-time rushing list after rushing for 209 yards against Kansas State.
- Robinson is averaging 6.2 yards per carry for his career (2,959 yards/473 carries), tied for the second-

GAME NOTES

best mark among Texas running backs in UT's all-time Top-25 rushing list behind D'Onta Foreman's 6.4 ypc (2,782 yds/433 carries). The overall leader and UT record holder is QB Vince Young's mark of 6.8 ypc (3,127 yds/457 carries).

• Texas is one of three FBS schools with two players with 2,000+ career rushing yards (Bijan Robinson - 2,988; Roschon Johnson - 2,079).

MOST RUSHING YARDS (TEXAS, ALL-TIME)

Player	Rushing Yards	Years
4. Jamaal Charles	3,328	2005-07
5. Chris Gilbert	3,231	1966-68
6. Vince Young	3,127	2003-05
7. Bijan Robinson	2,988	2020-pr.
8. Roosevelt Leaks	2,923	1972-74
9. A.J. "Jam" Jones	2,874	1978-81
10. D'Onta Foreman	2,782	2014-16

• The Tucson, Ariz. native has scored a combined 35 touchdowns during his Longhorn career, 10th-most in program history.

MOST TOUCHDOWNS SCORED (TEXAS, ALL-TIME)

Player	Total TDs	How Scored
1. Ricky Williams	75	72 rush, 3 rec
2. Cedric Benson	67	64 rush, 3 rec
3. Earl Campbell	41	40 rush, 1 rec
4. Jamaal Charles	39	36 rush, 3 rec
Roy Williams	39	36 rec, 3 rush
6. Vince Young	37	37 rush
Jordan Shipley	37	33 rec, 3 PR, 1 KR
8. Cody Johnson	36	36 rush
Steve Worster	36	36 rush
10. Bijan Robinson	35	27 rush, 8 rec

• His 27 rushing touchdowns rank 11th in program history and are one behind Chris Gilbert for 10th in the Texas record books.

• Robinson's eight receiving touchdowns are tops among Texas running backs all time.

MOST RUSHING TOUCHDOWNS (TEXAS, ALL-TIME)

Player	Total TDs	Years
1. Ricky Williams	72	1995-98
2. Cedric Benson	64	2001-04
3. Earl Campbell	40	1974-77
4. Vince Young	37	2003-05
5. Jamaal Charles	36	2005-07
Cody Johnson	36	2008-11
Steve Worster	36	1968-70
8. Sam Ehlinger	33	2017-20
Jim Bertelsen	33	1969-71
10. Chris Gilbert	28	1966-68
11. Bijan Robinson	27	2020-pr.

• Robinson has totaled 805 receiving yards in his career, the third-most among running backs in Texas history. He has 60 receptions as a Longhorn for an average of 13.4 yards per catch.

MOST RECEIVING YARDS (TEXAS RUNNING BACK, ALL-TIME)

Player	Receiving Yards	Years
1. Eric Metcalf	1,394	1985-88
2. Ricky Williams	927	1995-98
3. Bijan Robinson	805	2020-pr.
4. Chris Ogbonnaya	792	2005-08
5. Hodges Mitchell	743	1997-2000

• He currently ranks seventh in Texas history with 3,793 tandem yards (2,988 rushing, 805 receiving), 74 yards behind Jamaal Charles for sixth on the all-time list.

BIJAN WITH THE BURST

• Bijan Robinson was on a roll last season, racking up yards at an astonishing rate before an elbow injury sidelined him for the final two games of the season. In 10 games, he had 1,127 yards on 195 carries (5.8 ypc) and 11 touchdowns to go along with 26 receptions for 295 yards (11.3 ypr) and four more scores. In 221 plays he had 1,422 yards for 6.4 yards per play and 15 touchdowns.

• The Tucson, Ariz. native's strong season earned him semifinalist nods for the Maxwell Award, Doak Walker Award and Earl Campbell Tyler Rose Award.

• The hot first half of the season earned him nods on five midseason All-America teams, garnering accolades from the Associated Press, CBS Sports, ESPN, The Athletic and The Sporting News.

• Robinson eclipsed 1,000 rushing yards for the season in the Iowa State game to become the 13th Longhorn to surpass 1,000 yards on the ground in a season. It marked the 24th time in program history in which a Longhorn has accomplished the feat.

• Robinson finished third in the Big 12 Conference in all-purpose yards (142.20), rushing yards per game (112.7), scoring (9.0 points per game) and total touchdowns (15), fifth in rushing yards per carry (5.78), sixth third in rushing yards (1,127) and rushing touchdowns (11), and eighth in total points scored (90). His marks in rushing yards, rushing yards per game, rushing touchdowns, total touchdowns and all-purpose yards all ranked in the top-50 nationally.

• Over his 10 games of 2021 and the final four of 2020, Robinson totaled 1,649 rushing yards on 242 carries (6.8 ypc) with 15 touchdowns, while hauling in 34 receptions for 424 yards (12.5 ypr) and scoring six touchdowns. All told, he had 2,073 yards on 276 plays for 7.5 yards per play and 21 touchdowns.

• He scored 21 touchdowns (15 rushing and six receiving) in his last 11 games.

MOST CONSECUTIVE GAMES W/ TD SCORED (TEXAS, ALL-TIME)

Player	Games
1. Ricky Williams (1998-99)	11
Cedric Benson (2003-04)	11
3. Bijan Robinson (2020-21)	10
Jordan Shipley (2008)	10
5. Jamaal Charles (2006-07)	9

• In a 10-game stretch that began in the 2020 season against Kansas State and concluded against Baylor last season, Robinson scored a rushing or receiving touchdown in each game, equaling the longest stretch for a Longhorn since Jordan Shipley scored in 10 consecutive games in 2008. It was the longest streak for a UT running back since Cedric Benson in 2003-04, when Benson matched Ricky Williams' UT record of 11 consecutive games in 1998-99.

• Against Kansas last season, Robinson carried the ball 14 times for 70 yards (5.0 ypc) and caught three passes for 48 yards, including a 25-yard touchdown reception, before leaving the game in the third quarter with an elbow injury.

• Robinson hauled in a career-high eight passes for 32 yards at Iowa State and rushed 18 times for 90 yards (5.0 ypc).

• Against Oklahoma State, Robinson had 135 yards rushing on 21 carries with two touchdowns, while also grabbing three receptions for 38 yards and one touchdown.

NCAA / BIG 12 TEAM RANKINGS

CATEGORY	NCAA	BIG 12	VALUE
3rd Down Conversion Pct	79	7	0.378
3rd Down Conv. Pct Defense	94	7	0.412
4th Down Conversion Pct	94	8	0.438
4th Down Conv. Pct Defense	72	6	0.519
Blocked Kicks	6	1	4
Blocked Kicks Allowed	43	4	1
Blocked Punts	5	1	3
Blocked Punts Allowed	1	1	0
Completion Percentage	75	9	0.600
Defensive TDs	6	1	3
Fewest Penalties	76	10	65
Fewest Penalties Per Game	76	10	6.50
Fewest Penalty Yards	55	9	531
Fewest Penalty Yds Per Game	56	9	53.10
First Downs Defense	87	6	218
First Downs Offense	37	7	229
Fumbles Lost	12	1	3
Fumbles Recovered	99	6	4
Kickoff Return Defense	22	2	17.12
Kickoff Returns	17	2	22.65
Net Punting	41	4	39.85
Passes Had Intercepted	48	5	7
Passes Intercepted	69	7	7
Passing Offense	51	5	246.3
Passing Yards Allowed	90	7	244.7
Passing Yards per Comp.	40	3	12.83
Punt Return Defense	18	4	3.40
Punt Returns	48	6	8.93
Red Zone Defense	13	1	0.758
Red Zone Offense	38	6	0.881
Rushing Defense	39	2	127.1
Rushing Offense	50	6	176.0
Sacks Allowed	21	2	1.20
Scoring Defense	32	3	21.3
Scoring Offense	34	6	33.5
Tackles for Loss Allowed	37	3	4.70
Team Passing Efficiency	52	6	140.90
Team Passing Eff. Defense	48	5	125.50
Team Sacks	50	1	2.40
Team Tackles for Loss	12	3	7.5
Time of Possession	119	8	27.13
Total Defense	59	4	371.8
Total Offense	41	6	422.3
Turnover Margin	59	6	0.10
Turnovers Gained	103	9	11
Turnovers Lost	16	3	10
Winning Percentage	42	4	600

NCAA / BIG 12 INDIVIDUAL RANKINGS

NAME/CATEGORY	NCAA	BIG 12	VALUE
Bert Auburn			
Field Goal Percentage	65	5	762
Field Goals Per Game	11	2	1.80
Scoring	16	2	8.9
Total Points Scored	16	1	89
Jahdae Barron			
Total Interceptions	74	8	2
Quinn Ewers			
Passing TD's	70	6	13
Jaylan Ford			
Forced Fumbles	7	1	0.30
Fumbles Recovered	14	1	2
Solo Tackles	29	4	5.0
Total Interceptions	74	8	2
Total Tackles	28	1	9.1
D'Shawn Jamison			
Total Interceptions	74	8	2
Bijan Robinson			
All Purpose	7	1	147.20
Rushing Yards Per Carry	35	4	5.68
Rushing TDs	16	3	12
Rushing Yards	10	1	1,158
Rushing Yards per Game	11	1	115.8
Scoring	28	4	8.4
Total Points Scored	25	3	84
Total Touchdowns	9	1	14
Keilan Robinson			
Combined Kick Returns	42	3	328
Kickoff Returns	12	2	26.3
Ja'Tavion Sanders			
Receiving TDs	75	4	5
Ja'Tavion Sanders			
Receiving TDs	75	4	5
Barryn Sorrell			
Sacks	73	5	0.55
Xavier Worthy			
Punt Returns	19	2	9.8
Receiving TDs	8	1	9
Total Touchdowns	51	6	9

**Must be ranked in the NCAA Top 75 and Big 12 Top 10

GAME NOTES

2022 BIG 12 STANDINGS

Team	Big 12	Overall
TCU	7-0	10-0
Kansas State	5-2	7-3
Oklahoma State	4-3	7-3
Baylor	4-3	6-4
TEXAS	4-3	6-4
Texas Tech	3-4	5-5
Kansas	3-4	6-4
West Virginia	2-5	4-6
Oklahoma	2-5	5-5
Iowa State	1-6	4-6

TEXAS' 2022 OPPONENTS

Team	Record
ULM	4-6
Alabama	8-2
UTSA	8-2
at Texas Tech	5-5
West Virginia	4-6
vs. Oklahoma (Cotton Bowl in Dallas)	5-5
Iowa State	4-6
at Oklahoma State	7-3
at Kansas State	7-3
TCU	10-0
at Kansas	6-4
Baylor	6-4
TOTAL	74-46 (.617)

2022 LONGHORN CAPTAINS

ULM

RB Roschon Johnson, EDGE Ovie Oghoufo, LB DeMarvion Overshown, RB Bijan Robinson

ALABAMA

DL Keondre Coburn, DB Anthony Cook, RB Keilan Robinson, WR Jordan Whittington

UTSA

OL Jake Majors, DL Moro Ojomo, DB Jerrin Thompson, WR Xavier Worthy

TEXAS TECH

QB Hudson Card, LB Jaylan Ford, DB D'Shawn Jamison, OL Christian Jones

WEST VIRGINIA

DB Jahdae Barron, RB Roschon Johnson, EDGE Ovie Oghoufo, WR Jordan Whittington

OKLAHOMA

DL Moro Ojomo, LB DeMarvion Overshown, RB Bijan Robinson, WR Xavier Worthy

IOWA STATE

DL Keondre Coburn, OL Jake Majors, RB Keilan Robinson, DB Jerrin Thompson

OKLAHOMA STATE

DB Anthony Cook, LB Jaylan Ford, RB Roschon Johnson, OL Christian Jones

KANSAS STATE

RB Roschon Johnson, EDGE Ovie Oghoufo, LB DeMarvion Overshown, RB Bijan Robinson

TCU

LB Jaylan Ford, RB Roschon Johnson, DB Ryan Watts, WR Jordan Whittington

KANSAS

BAYLOR

MOST RUSHING YARDS (TEXAS TRUE FRESHMAN, SEASON)

Name	Yards	Year
1. Cedric Benson	1,053	2001
2. Ricky Williams	990	1995
3. Earl Campbell	928	1974
4. Jamaal Charles	878	2005
5. Malcolm Brown	779	2011
6. Keaontay Ingram	708	2018
7. Bijan Robinson	703	2020
8. Jonathan Gray	701	2012
9. Roschon Johnson	649	2019
10. Johnny "Lam" Jones	624	1976

- He had six games of 100 rushing yards last season, tied with Cedric Benson for 11th-most by a Longhorn in a season.

- The sophomore has surpassed 100 yards rushing in eight of his last 12 games and nine of the last 14.
- Against Oklahoma, Robinson carried the ball 20 times for 137 yards, including runs of 50 and 33 yards, with one rushing touchdown.

- He earned Big 12 Offensive Player of the Week and Earl Campbell Tyler Rose Award Player of the Week honors following the Longhorns win at TCU after establishing career highs with 35 carries and 216 yards (6.2 ypc), scoring two touchdowns and catching two passes for 22 yards. He also set a personal-best with 238 all-purpose yards.

- Robinson's 216 yards on the ground were the 21st-most in UT history and was the 37th time a Longhorn had surpassed the 200-yard mark. He was the 13th individual to accomplish the feat and first since D'Onta Foreman against Texas Tech in 2016.

- He carried the ball 18 times for 137 yards against Texas Tech and had two receptions for 54 yards and one touchdown. He had a career-long 38-yard touchdown reception and runs of 33 and 22 yards, giving him.

- Robinson rushed for 127 yards on 13 carries (9.8 ypc) and scored three touchdowns against Rice to earn an Honorable Mention Player of the Week nod from The Earl Campbell Tyler Rose Award.

- Robinson opened the 2021 campaign in style, earning Walter Camp Football Foundation (WCFF) National Offensive Player of the Week honors after racking up 176 all-purpose yards and two touchdowns, including 103 on the ground and a touchdown on 20 carries, along with four receptions for 73 yards and a touchdown in leading the Longhorns to an opening week win over No. 23 Louisiana.

- Had seven touchdowns through the first four games last year, surpassing the six he scored as a freshman in five fewer games played.

- Surpassed 1,000 career rushing yards in the Texas' 58-0 victory over Rice, becoming the 55th Longhorn to reach the mark.

- He reached 1,000 yards on his 138th career carry, the fastest Longhorn to reach the mark since Jamaal Charles accomplished it on his 138th career carry. Vince Young was the fastest to the mark in recent UT history, reaching 1,000 rushing yards on his 136th attempt.

BIJAN BREAKS OUT

- During his freshman season in 2020, Robinson appeared in nine games and made six-straight starts to close out his first season of college football. He led the Longhorns with 703 rushing yards on 86 carries (8.2 ypc) and scored four touchdowns. Robinson was also the team's fifth-leading receiver with 15 catches for 196 and added two more touchdowns as a receiver.

- His standout performances over the second half of last season have put him front and center and many preseason watch lists, including the Doak Walker Award, the Maxwell Award and the Walter Camp Football Foundation Player of the Year lists.

- Robinson was a big-play machine for the Longhorns in 2020, logging a team-high 14 explosive plays (20-plus yards) last year. Ten were as a runner and four as a receiver. Five of those came in the Alamo Bowl as he logged runs of 27, 50, 66 and 21 yards, as well as catching a 23-yard touchdown pass.

- His 66-yard run is the second-longest by a Longhorn in a bowl game, while his 50-yarder is tied for the fifth-longest in a bowl game on school record.

- He saved his best game for last earning Offensive MVP honors of the Alamo Bowl when he carried the ball 10 times for 183 yards (18.3 avg) and scored one touchdown, and also caught two passes for 37 yards and two touchdowns.

- His 183 rushing yards were the most ever by a UT freshman in a bowl game, and the fourth-most by a Longhorn, regardless of class, in a bowl game all-time. It was the sixth-best rushing game in terms of yardage by a freshman in school history overall.

- His rushing yardage total is the best by a freshman in a bowl game in Big 12 history.

- Regardless of class, his rushing total was the best by a Longhorn since D'Onta Foreman tallied 250 yards against Kansas during his Doak Walker Award-winning season in 2016.

- He logged the third 100-yard rushing game of his true freshman season, the third-most in school history. Cedric Benson (5 in 2001), Earl Campbell (4 in 1974), Ricky Williams (3 in 1995), Vince Young (3 in 2003), Jamaal Charles (3 in 2005) and Malcolm Brown (3 in 2011) are the only other Longhorns to record at least three 100-yard games as freshmen.

- He joined Cedric Benson (twice, 2001) and Adrian Walker (twice, 1989) as the only Longhorns to rush for 150-plus yards on multiple occasions during their freshman season.

- Finished the season as the 11th UT freshman to rush for at least 700 yards.

- Broke the Texas single-season records for yards per rush average, averaging 8.2 yards per carry (703 yds/86 carries) this season. James Saxton (7.9 ypc) set the previous record during the 1961 season.

- The Tucson, Ariz. native produced back-to-back impressive performances including against Kansas State on Dec. 5, as he carried the ball nine times for 172 yards (19.1 ypc) and three touchdowns. He also caught three passes for 51 yards out of the backfield.

- Robinson's 172 rushing yards against the Wildcats rank as the eighth-most by a freshman in Texas history. His three touchdowns on the ground are also tied for the second-most by a UT freshman.

- He broke Gib Dawson's 69-year-old school record for yards per carry in a game (min. 8 carries). Dawson averaged 16.0 yards per carry (9 for 144) against North Carolina in 1951.

- Robinson is the first Longhorn to record at least 150 rushing yards and 50 receiving yards in the same game since Cedric Benson vs. Kansas in 2001.

- On Texas' first possession of the third quarter, Robinson broke a 75-yard touchdown run. It was the sixth-longest run by a freshman in school history and one of four explosive plays (20-plus yards) he

GAME NOTES

recorded against K-State.

- Robinson also had runs of 27 and 30 yards, as well as a 27-yard reception from QB Sam Ehlinger.
- He scored his first collegiate touchdown on Texas' opening possession, finding pay dirt from 12 yards out on the ground.
- It was the second 100-yard game of Robinson's young career, the first of which came against West Virginia on Nov. 7. That day, he carried the ball 12 times for 113 yards and caught two passes for 38 yards. It was the first 100-yard game of his career.
- His 9.4 yards per carry had been the best single-game average by a Longhorn against a Big 12 opponent (min. 10 carries) since Doak Walker Award winner D'Onta Foreman vs. Texas Tech in 2016 (10.3 ypc) until his performance against Kansas State.
- Robinson did not lose yardage on any of his 12 carries against the Mountaineers, with 11 resulting in positive yardage and one going for no gain.
- He was named the Big 12 Newcomer of the Week and appeared on the FWAA's Fresh Four for the first time in his career following his breakout day.
- Robinson's first career start came against Baylor on Oct. 24 at Darrell K Royal-Texas Memorial Stadium. That day, he carried the ball 12 times for 55 yards, both season-highs for the Tucson, Ariz. native to that point.
- His second was a week later in a Halloween matchup at No. 6/6 Oklahoma State. Robinson carried the ball 13 times for a team-high 59 yards in the come-from-behind win over the Cowboys.
- He made his collegiate debut in Texas' season opener against UTEP, carrying the ball five times for 38 yards and catching two passes for nine yards. Robinson broke off a 29-yard run late in the third quarter.

BIJAN'S BACKGROUND

- Prior to arriving on the Forty Acres, Bijan Robinson was an All-American and two-time state player of the year at Salpointe High School in Arizona. He was selected to participate in the 2020 All-American Bowl and became the first player in Arizona high school football history to twice win the Ed Doherty Award as the state's top high school football player by the Grand Canyon State Gridiron Club.
- Robinson left high school as Arizona's all-time career touchdown leader with 114, and the state's all-time leading rusher with 7,036 yards to his name. He also became the first player in Arizona history to rush for more than 2,000 yards in three consecutive seasons.
- Coming out of high school, he was ranked No. 14 nationally, No. 1 at all-purpose back and No. 2 overall in Arizona by Rivals. He was slotted at No. 22 nationally, No. 4 among running backs and No. 2 in Arizona by ESPN, and at No. 23 nationally, No. 2 at running back and No. 2 in Arizona by 247Sports.
- Robinson was named the Arizona Gatorade Player of the Year in 2019 and received the Arizona National Football Foundation Frank Kush Player of the Year honor.

A FREQUENT FACE IN THE AP POLL

- Texas has made 753 all-time appearances in the Associated Press Top 25, which debuted in 1936. Oklahoma and West Virginia are the league's only other current members to feature in the AP Top 25 on more than 300 occasions.
- The Longhorns' AP Top 25 history includes 55 preseason poll appearances (34 top-10), 45 total weeks at No. 1 and 49 appearances in the final poll (27 top-10).

- Texas has been ranked in 44 of the last 75 AP Polls, dating back to week five of the 2018 season. That stretch includes a streak of 21-straight appearances in the AP Top 25.
- A 162-week run that covered 11 years (2000-10) ranks as UT's longest consecutive streak of being ranked in the AP Top 25 in program history.

MOST AP POLL TOP 25 APPEARANCES (BIG 12 PROGRAMS, ALL-TIME)

Rank	Current Rank	App.
1. Oklahoma	NR	882
2. Texas	RV	753
3. West Virginia	NR	304
4. Oklahoma State	No. 24	281
5. TCU	No. 4	250
6. Kansas State	No. 19	226
7. Baylor	NR	225
8. Texas Tech	NR	141
9. Kansas	NR	111
10. Iowa State	NR	70

TEXAS VS. RANKED OPPONENTS (ALL TIME)

Overall record	136-162-8 (.458)
Home	50-49-4 (.505)
Away	36-50-0 (.419)
Neutral (includes bowls)	50-63-4 (.444)

ALL ABOUT ZAY

- Sophomore WR Xavier Worthy is one of the premier wide receivers in the Big 12, ranking first in receiving touchdowns (nine - eighth in the FBS), sixth in total touchdowns (nine) and receiving yards (584), and seventh in receiving yards per game (58.4) and receptions per game (4.6), while also ranking 15th in total points scored (54) and scoring (5.4 ppg) and 18th in yards per reception (13.27).
- Worthy is also serving as the Longhorns' primary punt returner this season, averaging 9.8 yards per return, the second-best return average in the Big 12.
- He caught four passes for 42 yards and two touchdowns against Kansas State.
- His scores brought his career receiving TD total to 21, third all-time in UT history while accomplishing the feat in just 21 games.

MOST RECEIVING TOUCHDOWNS (TEXAS, ALL-TIME)

Player	TD Receptions	Years
1. Roy Williams	36	2000-03
2. Jordan Shipley	33	2006-09
3. Xavier Worthy	21	2021-pr.
4. Limas Sweed	20	2004-07
5. Quan Cosby	19	2005-08

- The two-touchdown game was his third of the season and the sixth multi-touchdown game of his career.
- Had a touchdown reception in six consecutive games, tied for the third-longest streak in UT history.
- Worthy has caught a pass in all 22 games he has played and brought his career receptions total to 106.
- Tallied a touchdown reception in at least four consecutive games for the second time in his career.
- His second touchdown reception against Kansas State was the 100th overall reception of his career. The reception occurred in his 21st game played, the fastest any Longhorn has reached 100 career receptions, besting the previous record of 22 games

IN THE RANKINGS

ASSOCIATED PRESS TOP 25 (Week 12)

Rk	Team (1st)	Record	Points
1	Georgia (62)	10-0	1574
2	Ohio State (1)	10-0	1501
3	Michigan	10-0	1453
4	TCU	10-0	1374
5	Tennessee	9-1	1341
6	LSU	8-2	1218
7	USC	9-1	1152
8	Alabama	8-2	1140
9	Clemson	9-1	1055
10	Utah	8-2	965
11	Penn State	8-2	882
12	Oregon	8-2	856
13	North Carolina	9-1	843
14	Ole Miss	8-2	797
15	Washington	8-2	693
16	UCLA	8-2	648
17	UCF	8-2	537
18	Notre Dame	7-3	495
19	Kansas State	7-3	468
20	Florida State	7-3	386
21	Tulane	8-2	273
22	Cincinnati	8-2	237
23	Coastal Carolina	9-1	143
24	Oklahoma State	7-3	85
25	Oregon State	7-3	81

Others Receiving Votes: NC State 77, TEXAS 65, UTSA 51, Troy 22, Duke 16, Liberty 15, Illinois 13, Minnesota 7, Florida 6, Boise State 5, South Alabama 1

COACHES POLL TOP 25 (Week 12)

Rk	Team (1st)	Record	Points
1	Georgia (12)	10-0	1572
2	Ohio State (1)	10-0	1509
3	Michigan (1)	10-0	1445
4	TCU	10-0	1377
5	Tennessee	9-1	1332
6	USC	9-1	1214
7	LSU	8-2	1199
8	Alabama	8-2	1122
9	Clemson	9-1	1059
10	Utah	8-2	961
11	North Carolina	9-1	904
12	Penn State	8-2	859
13	Oregon	8-2	828
14	Ole Miss	8-2	824
15	Washington	8-2	670
16	UCLA	8-2	572
17	Kansas State	7-3	547
18	UCF	8-2	522
19	Notre Dame	7-3	412
20	Florida State	7-3	364
21	Cincinnati	8-2	236
22	Tulane	8-2	203
23	Coastal Carolina	9-1	179
24	Oklahoma State	7-3	115
25	NC State	7-3	89

Others Receiving Votes: TEXAS 76, Oregon State 62, Illinois 48, UTSA 40, Troy 32, Minnesota 30, Duke 24, Liberty 9, Pittsburgh 8, Kentucky 8, Florida 8, Air Force 5, Boise State 5, Wake Forest 3, South Alabama 2, Toledo 1

2022 WEEK-BY-WEEK RANKINGS

WEEK	AP	COACHES	CFP
Preseason	RV	18	N/A
Week 2	RV	22	N/A
Week 3	21	20	N/A
Week 4	22	19	N/A
Week 5	-	RV	N/A
Week 6	-	RV	N/A
Week 7	22	24	N/A
Week 8	20	21	N/A
Week 9	RV	RV	N/A
Week 10	RV	RV	24
Week 11	18	18	18
Week 12	RV	RV	-
Week 13	-	-	-
Week 14	-	-	-
Week 15	-	-	-
Final	-	-	-

GAME NOTES

WINNINGEST PROGRAMS

BY VICTORIES

RK	TEAM	W	L	T	PCT	YEARS
1.	Michigan	986	352	36	0.731	143
2.	Ohio State	952	329	53	0.734	133
3.	Alabama	950	335	43	0.732	128
4.	Notre Dame	936	333	42	0.729	132
5.	TEXAS	934	389	33	0.701	130
6.	Oklahoma	933	336	53	0.726	128
7.	Penn State	917	406	42	0.687	136
8.	Nebraska	911	416	40	0.681	133
9.	Tennessee	865	409	53	0.672	126
	USC	865	361	54	0.697	129

BY WINNING PERCENTAGE

RK	TEAM	W	L	T	PCT	YEARS
1.	Ohio State	952	329	53	0.734	133
2.	Alabama	950	335	43	0.732	128
3.	Michigan	986	352	36	0.731	143
4.	Notre Dame	936	333	42	0.729	132
5.	Oklahoma	933	336	53	0.726	128
6.	Boise State	479	180	2	0.726	27
7.	TEXAS	934	389	33	0.701	130
8.	USC	865	361	54	0.697	129
9.	Penn State	917	406	42	0.687	136
10.	Nebraska	911	416	40	0.681	133

MILESTONE VICTORIES

WIN	DATE	OPPONENT	SCORE
50	11/28/1901	Texas A&M	32-0
100	10/29/1910	Auburn	9-0
150	11/3/1918	Ream Flying Field	26-2
200	10/24/1925	Rice	27-6
250	10/28/1933	Rice	18-0
300	10/16/1943	Arkansas	34-0
350	11/24/1949	at Texas A&M	42-14
400	9/26/1958	at Tulane	21-20
450	11/28/1963	at Texas A&M	15-13
500	1/1/1970	vs. Notre Dame ^	21-17
550	10/25/1975	Rice	41-9
600	10/24/1981	at SMU	9-7
650	11/14/1987	TCU	24-21
700	10/21/1995	Virginia	17-16
750	10/20/2001	Colorado	41-7
800	1/4/2006	vs. USC !	41-38
850	11/20/2010	Florida Atlantic	51-17
900	9/15/2018	USC	37-14

^ Cotton Bowl

! Rose Bowl/BCS National Championship Game



Xavier Worthy

by Longhorn great Roy Williams.

- He caught four passes for 78 yards and had one touchdown in the Longhorns game at Oklahoma State.
- He had a stand-out performance against Iowa State, catching a season-high eight passes for 72 yards and two touchdowns, including a 3-yard go-ahead score to help clinch the Texas victory.
- Versus Oklahoma in the Red River Showdown, he tallied three receptions for 29 yards, including a 10-yard touchdown reception.
- Against West Virginia, he caught seven passes for 119 yards and two touchdowns of 15 and 44 yards.
- He also threw a 33-yard touchdown pass to Ja'Tavion Sanders on the first pass attempt of his career.
- Worthy was the first Longhorn to pass and receive a touchdown in the same game since Lil'Jordan Humphrey against Oklahoma in 2018.
- The 100-yard performance was his fifth.
- At Texas Tech, Worthy caught three passes for 50 yards, including a 39-yard TD reception before leaving the game with an injury.
- In the Longhorns' 41-20 victory over UTSA, Worthy hauled in four receptions for 41 yards.
- Worthy caught five passes for a game-high 97 yards against Alabama, including a diving 46-yard reception at the end of the first quarter.
- His standout performance against No. 1 Alabama moved him past 1,000 career receiving yards.
- He had a pair of receptions for 24 yards against ULM and also returned three punts for 33 yards, including a career long 21-yard return, and ran the ball once for seven yards.

PHENOMENAL FRESHMAN

- Worthy was a dynamic performer in 2021 during his first season on the Forty Acres, smashing decades-

old Texas records and setting a new standard for Longhorn freshmen.

- He established Texas freshman single-season receiving records for receptions (62), yards (981) and touchdowns (12), while also holding the top single-game marks for receptions (14), yards (261) and touchdowns (3, twice).

MOST RECEPTIONS (TEXAS FRESHMAN, SEASON)

Name	Receptions	Year
1. Xavier Worthy	62	2021
2. Mike Davis	47	2010
3. Jaxon Shipley	44	2011
4. B.J. Johnson	41	2000
5. Roy Williams	40	2000

MOST RECEIVING YARDS (TEXAS FRESHMAN, SEASON)

Name	Yards	Year
1. Xavier Worthy	981	2021
2. Roy Williams	809	2000
3. B.J. Johnson	698	2000
4. Jaxon Shipley	607	2011
5. Mike Davis	478	2010

MOST RECEIVING TOUCHDOWNS (TEXAS FRESHMAN, SEASON)

Name	TDs	Year
1. Xavier Worthy	12	2021
2. Roy Williams	8	2000
3. Jake Smith	6	2019
4. Eight tied, last by Devin Duverney & Collin Johnson	3	2016

GAME NOTES

MOST RECEIVING TOUCHDOWNS (TEXAS, SEASON)

Name	Receptions	Year
1. Jordan Shipley	13	2009
2. Xavier Worthy	12	2021
Lima Sweed	12	2006
Roy Williams	12	2002
5. Jordan Shipley	11	2008

MOST RECEIVING TOUCHDOWNS (FBS FRESHMEN, SEASON)

Name	Receptions	Year
1. Michael Crabtree, Texas Tech	22	2007
2. Davante Adams, Fresno State	14	2012
Davone Bess, Hawai'i	14	2005
Mike Williams, USC	14	2002
Jabar Gaffney, Florida	14	2000
-- Xavier Worthy, Texas	12	2021

- He was named the Big 12 Conference's Offensive Freshman of the Year and earned All-Big 12 First Team honors, the only freshman among the conference's first- and second-team selections.
- Worthy was the sixth Longhorn to earn the league's offensive freshman of the year honors and the first since Colt McCoy in 2006.
- He joined Caden Sterns (2018) as the only Longhorn freshmen to earn both the conference's highest freshman honor and be named to the first team in the same season.
- His strong season earned him a finalist nod for the Shaun Alexander Freshman of the Year Award and a semifinalist honor for the Earl Campbell Tyler Rose Award.
- A spectacular first half to his freshman campaign landed him on a pair of Freshman Midseason All-America teams with nods from ESPN and The Athletic, as well as a spot on the Biletnikoff Award watch list.
- His 12 touchdowns last season tied for second-most in a season in Texas history (Limas Sweed-2006; Roy Williams-2002) and were the most since Jordan Shipley's school-record 13 in 2009.
- Worthy averaged 31.2 yards per touchdown catch (374 yards on 12 TDs). • The Fresno, Calif. native was eighth in the FBS and second among all freshman with 12 touchdown receptions and topped the Big 12 Conference in receiving yards per game (83.3), while ranking third in receiving yards and receptions per game (5.1), and fifth in yards per reception (16.36).
- Worthy led all FBS freshmen in receiving yards, receiving yards per game and touchdown receptions and topped Power 5 freshmen with 62 receptions.
- He tallied six receptions for 65 yards against Kansas State, finishing the season with at least five receptions in six games during the season and at least one catch in all 12 games.
- At West Virginia, Worthy caught seven passes for 85 yards, including a 52-yard touchdown.
- Hauled in a touchdown reception in his fourth-straight game, tied for the fifth-longest streak in UT history.
- His 52-yard touchdown reception was his fourth of 50 or more yards.
- The seven receptions against West Virginia are tied for the ninth-most in a game by a freshman in UT history and gave him four of the top-14 marks in the Texas record book.
- Worthy put on a show against Kansas, hauling in 14 receptions for 152 yards and three touchdowns.
- His 14 receptions are tied for second-most and the

most ever for a freshman in Texas Football history, while his three touchdowns in the game tied his own freshman record.

- The three scores marked his third multi-touchdown receiving game of the season, a new Texas freshman record, and marked the third consecutive game in which he has had a receiving touchdown, tied for the eighth-longest streak in UT history.
- It was his fourth 100-yard receiving game this season, the only freshman in UT history with more than two in a season, and is tied for the sixth-most in a season in program history.
- Against Iowa State, Worthy caught two passes for 32 yards, including a four-yard score that gave him eight touchdown receptions for the season, equaling Roy Williams' freshman record established in 2000.
- At Baylor, Worthy caught four passes for 115 yards, including a 63-yard touchdown reception, his third touchdown of at least 60 yards during the season.
- Against Oklahoma State, he hauled in five receptions for 28 yards, his fourth five-reception game last year.
- In his Red River Showdown debut against Oklahoma, Worthy hauled in nine receptions for 261 yards and two touchdowns.
- His 261 receiving yards against Oklahoma were a freshman record, the second-most in a game in UT history (273, Jordan Shipley vs. UCF, 2009) and the best output ever for a Longhorn against the Sooners.
- The nine receptions against Oklahoma were at the time tied for fourth-most by a freshman in a single game in program history.
- Worthy's 261 yards (on nine receptions) vs. Oklahoma were the fourth-most in a game by any FBS player last season, while his three TD catches vs. Texas Tech and Kansas were the tied for the seventh-most in a game for any FBS player in 2021, and tied for the most by a freshman.
- He was the first freshman in UT history to have three 100-yard receiving games in a season and the only one with a 200-yard performance.
- Worthy earned Big 12 Newcomer of the Week honors following UT's victory over Texas Tech, setting a freshman record with three TD catches in a game with a 62-yard score that ranked then as the 18th-longest touchdown catch by a freshman in program history.
- Worthy finished the day with five receptions for 100 yards, becoming the 13th freshman to hit the century mark in Longhorn history.
- Prior to the showing against the Red Raiders, Worthy came up huge in the Longhorns' win over Rice, establishing a then career best with a six receptions, to go along with 71 receiving yards and one touchdown reception, the first score of his career.
- Worthy's six receptions were tied for 11th-most by a freshman in a game in UT history at the time.
- Explosive plays have become a norm for Worthy, with 14 plays of 20 or more yards last season, including 62-yard and 23-yard touchdown receptions against Texas Tech and 75 and 62-yard touchdowns against Oklahoma in the first six games.
- Worthy also had a 34-yard reception against Louisiana, a 25-yard catch at Arkansas, and a 31-yard grab against Rice.

RUNNING WITH ROSCHON

- Senior RB Roschon Johnson is now 20th on the Longhorn all-time rushing list with 2,079 yards, after having passed Marty Akins against Kansas State.
- This season, he was named a semifinalist for the William V. Campbell Trophy by the National Football Foundation & College Hall of Fame.

LONGHORNS IN THE NFL

ACTIVE	TEAM
Calvin Anderson	Denver Broncos
Andrew Beck	Denver Broncos
Tarik Black*	New York Jets
Kris Boyd	Minnesota Vikings
Malcolm Brown	Los Angeles Rams
Sam Cosmi	Washington Commanders
Cameron Dicker	Los Angeles Chargers
Michael Dickson	Seattle Seahawks
Quandre Diggs	Seattle Seahawks
Devin Duvernay	Baltimore Ravens
Sam Ehlinger	Indianapolis Colts
DeShon Elliott	Detroit Lions
Poona Ford	Seattle Seahawks
D'Onta Foreman	Carolina Panthers
Marquise Goodwin	Seattle Seahawks
Ta'Quan Graham	Atlanta Falcons
Jordan Hicks	Minnesota Vikings
Lil'Jordan Humphrey	New England Patriots
Malik Jefferson*	Dallas Cowboys
Collin Johnson^	New York Giants
Marcus Johnson	New York Giants
Brandon Jones	Miami Dolphins
PJ Locke III	Denver Broncos
Colt McCoy	Arizona Cardinals
Charles Omenihu	San Francisco 49ers
Joseph Ossai	Cincinnati Bengals
Adrian Phillips	New England Patriots
Hassan Ridgeway	San Francisco 49ers
Malcolm Roach	New Orleans Saints
Brenden Schooler	New England Patriots
Caden Sterns	Denver Broncos
Geoff Swaim	Tennessee Titans
Josh Thompson	Tennessee Titans
Justin Tucker	Baltimore Ravens
Connor Williams	Miami Dolphins

HEAD COACHES	TEAM
Kyle Shanahan	San Francisco 49ers

ASSISTANT COACHES	TEAM
Jerry Gray	Green Bay Packers
Richard Hightower	Chicago Bears

*Practice Squad

^ Injured Reserve

List last updated on November 6, 2022

LONGHORNS MAKING THEIR MARK

- Currently, the Texas Football program has 35 players on NFL rosters.
- The current crop of Longhorns in the NFL have won a combined four Super Bowl titles, been named to eight All-Pro teams and been selected to appear in six Pro Bowl games.

GAME NOTES



Roschon Johnson

• The Campbell Trophy recognizes an individual as the absolute best football scholar-athlete in the nation for his combined academic success, football performance and exemplary leadership.

• He won the fan vote for the Hornung Award, presented to the most versatile player in college football.

• Head Coach Steve Sarkisian on Roschon Johnson:

“What this guy brings every single day, is pretty incredible. He’s so mature, he’s got unbelievable work ethic, he’s an awesome teammate. Think of the teammate that’s probably at the lowest of his lows on our team right now, Roschon Johnson is the guy that’s picking him up. After a tough loss, Roschon Johnson is the guy that’s addressing the team. After a guy scores a touchdown or makes his first tackle of his career, Roschon Johnson’s one of the first guys there to celebrate with him. Not to mention what he’s doing in school, not to mention what he’s done outside school to continue to build his own brand and what he stands for. So, so proud of him and love having him on our team. All of the accolades that he gets, he completely deserves. He’s got the utmost respect of everybody in our building, that is for sure.”

• Against K-State, he rushed for 62 yards on seven carries (8.9 ypc).

• He rushed five times for 73 yards, including a 52-yard touchdown run at Oklahoma State. It marked his third rush for at least 50 yards in his career and the second touchdown of at least 50 yards.

• Johnson ran for 71 yards against Iowa State, which owns one of the top defenses in the nation and secured the game with a tough first-down run to let the Longhorns run out the clock.

• In the Red River Showdown against Oklahoma, he carried the ball nine times for 57 yards (6.3 ypc) and caught two passes for 36 yards, including a career-long 38 yard reception.

• Against Texas Tech, he lined up in several positions in the backfield, rushing nine times for 24 yards while also catching a pair of passes for 23 yards.

• He was named to the Paul Hornung Award Honor Roll following Texas’ 41-20 victory over UTSA in which he carried the ball 11 times for 81 yards, tallied three receptions for 23 yards and one touchdown, accounting for seven first downs (six rushing, one receiving). He also took snaps when the Longhorns lined up in the wildcat formation.

• Johnson registered 16 yards on five carries against Alabama, while hauling three receptions for 20 yards.

• He opened the 2022 season with a five carry, 34-yard performance against ULM with a 16-yard TD that capped off a five-play 73-yard drive.

• In 2021, Johnson carried the ball 96 times for 569 yards (5.9 ypc) with five touchdowns and did not have a negative carry until the Longhorns’ ninth game of the season, while also adding 11 receptions for 83 yards (7.5 ypr).

• The Port Arthur, Texas native put on a show in the season finale against K-State, carrying the Longhorns to victory by rushing the ball a career-high 31 times for a career-best 179 yards while adding a touchdown.

• The performance earned him Earl Campbell Tyler Rose Award Player of the Week Honorable Mention honors.

• He made his mark in the Longhorns’ 58-0 win over Rice early in the game, racing for a 72-yard touchdown early in the contest to give Texas a 14-0 first-quarter lead.

• The 72-yard run was a career-long for Johnson, who finished the game with three carries for 112 yards (37.3 ypc).

• Johnson’s run continued against Texas Tech, when he carried the ball 13 times for 64 yards (4.9 ypc) and two scores.

• He had a productive 2020 season in the Longhorns’ running back rotation. He carried the ball 80 times for 418 yards (5.2 ypc) and scored six touchdowns.

• Johnson’s 418 rushing yards and six touchdowns were both the second-best mark by a Longhorn last season.

• Johnson had his best day of the 2020 season in a road win over Kansas State, carrying the ball 14 times for a career-high 139 yards and scoring three touchdowns.

• It was the second time in his career he scored three rushing touchdowns in a game. He previously hit that mark vs. Texas Tech in 2019.

• Johnson surpassed 1,000 career rushing yards against K-State. He was the 54th 1,000-yard rusher in UT history.

• Three seasons ago, Johnson logged 807 all-purpose yards (649 rush/158 rec) on 146 touches (123 rush/23 rec) during his first year at Texas.

• In Big 12 games, Johnson rushed for 485 yards on 92 carries (5.3 ypc) and scored seven touchdowns.

• He posted two 100-yard games on the ground, both coming against conference opponents.

• His first was a 121-yard effort on the road against West Virginia in October. In Morgantown, he averaged 5.8 yards per carry on 21 attempts and scored one touchdown. Johnson was named the Big 12 Newcomer of the Week for the first time in his career for his performance.

GAME NOTES

- Johnson's second 100-yard outing came in the regular-season finale against Texas Tech, where he totaled 105 rushing yards on 23 carries and scored three rushing touchdowns.
- Johnson was the only Big 12 competitor to rush for more than 100 yards and more than one score during the final week of the regular season, helping him earn Big 12 Newcomer of the Week honors a second time.
- Johnson also rushed for 95 yards and a touchdown in the 2019 AT&T Red River Showdown, his first appearance against Oklahoma.
- His 95 rushing yards were the most by a Longhorn true freshman against the Sooners since Jamaal Charles logged 116 rushing yards in the 2005 Red River Showdown.
- Johnson was an early enrollee at quarterback for the Longhorns in 2019, but converted to the running back spot one week before the season opener against Louisiana Tech due to a slew of injuries to UT's backfield in training camp.

QUINN IN COMMAND

- Redshirt freshman QB Quinn Ewers has guided the Longhorns to four victories in his first seven career starts.
- His four victories are tied for seventh-most by a freshman in program history.
- Connected on 18-of-31 passes for 197 yards and two touchdowns at Kansas State.
- Marked the fifth time in his first six starts he had thrown multiple touchdown passes.
- Ewers threw for 319 yards and two touchdowns on 19-of-49 passing at Oklahoma State, the first 300-yard passing game of his career.
- In the win over Iowa State, Ewers passed for 172 yards and three touchdowns, completing 17-of-26 passes along the way.
- He had a standout performance against Oklahoma in the Red River Showdown, completing 21-of-31 passes for 289 yards and four touchdowns, establishing then-career bests in each category.
- The four touchdown passes are tied for third-most in the UT-OU game in series history and are the most-ever by a Texas freshman.
- Ewers' four passing scores are also tied for 10th-most in a game in program history and tied for third among Texas freshmen.
- His four touchdown passes were the most for a Texas freshman since Shane Buechele had four against UTEP in 2016.
- His efforts earned him Big 12 Conference Newcomer of the Week honors, the first weekly conference honor of his career.
- He started the first two games of the season for the Longhorns, completing 25-of-36 passes (69.4%), for 359 yards and two touchdowns in four total quarters of action.
- Against No. 1 Alabama, Ewers passed for 134 yards and connected on 9-of-12 passes before being sidelined with an injury at the end of the first quarter.
- He made his first career start and his Longhorn debut in the season opener against ULM, guiding the Texas to a season-opening 52-10 victory.
- The transfer from Ohio State completed 16-of-24 passes for 225 yards and two touchdowns. After throwing an interception on his second career passing attempt, he bounced back to connect on eight-straight passes and nine of 10, guiding Texas to four touchdowns, a field goal and a field goal attempt on his next six drives. The stretch included a 19-yard touchdown pass to Ja'Tavion Sanders and a 43-yard completion to Casey Cain.

- Ewers' 225 passing yards were the third-most since 1950 for a freshman starting in the season opener, trailing Shea Morenz's 347 (1993) and Shane Buechele's 280 (2016).
- He was the sixth Longhorn freshman to start the season opener and the fifth to lead Texas to victory:

Name	Year	Result
Bobby Lane	1944	W
Shea Morenz	1993	L
Colt McCoy	2006	W
Shane Buechele	2016	W
Hudson Card	2021	W
Quinn Ewers	2022	W

SANDERS IS A SENSATION

- Sophomore TE Ja'Tavion Sanders has been tremendous during the 2022 campaign and is already making his marking on the UT record books.
- Making a career-high seven passes for 61 yards against TCU, upping his season total to 46 receptions, second-most in a season by a UT tight end.
- He has 511 receiving yards this season, the fifth-highest total in a season for a UT tight end.
- In Texas' victory at Kansas State, he hauled in five receptions for 54 yards
- At Oklahoma State, Sanders caught six passes for 76 yards. It brought his season total to 34 receptions and made him just the fifth Longhorn tight end with 30 catches in a season.
- Against Iowa State, he had three receptions for 37 yards, including a third-down, 13-yard reception that helped lead to Texas' first touchdown of the game.
- In the Red River Showdown against Oklahoma,

Sanders caught five passes for 71 yards and two touchdowns.

- The two scores brought his season total to five this season, tied for third all-time among Texas tight ends.

MOST RECEPTIONS (TEXAS TIGHT END, SEASON)

Name	Receptions	Year
1. David Thomas	50	2005
2. Ja'Tavion Sanders	46	2022
3. Jermichael Finley	45	2007
4. Pat Fitzgerald	38	1996
5. William Harris	34	1984

MOST RECEIVING YARDS (TEXAS TIGHT END, SEASON)

Name	Yards	Year
1. William Harris	637	1984
2. David Thomas	613	2005
3. Jermichael Finley	575	2007
4. Pat Fitzgerald	545	1996
5. Ja'Tavion Sanders	511	2022

MOST RECEIVING TOUCHDOWNS (TEXAS TIGHT END, SEASON)

Name	Receptions	Year
1. Pat Fitzgerald	8	1995
2. Derek Lewis	6	1998
3. Ja'Tavion Sanders	5	2022
David Thomas	5	2005
David Thomas	5	2004
Bob Moses	5	1961



Ja'Tavion Sanders

GAME NOTES

- Against West Virginia, Sanders caught five passes for 78 yards and a career-best two touchdowns.
- His two scores went for 33 and 13 yards and marked the first time a Texas tight end has hauled in two touchdowns in a game since D.J Grant in 2011.
- At Texas Tech, he was the top target for QB Hudson Card, making five catches for 40 yards.
- He made his first career start in the season opener against ULM and did not disappoint, establishing career highs with six receptions, 85 yards and his first touchdown.
- The 85 receiving yards were the most for a Texas tight end since Jermichael Finley tallied 149 yards on four receptions in against Oklahoma in the 2007 Red River Showdown.
- A tremendous blocker as well, Sanders was targeted six times and caught all six passes, including a pair of clutch catches on third and fourth down that set up a pair of touchdowns.
- He then added three receptions against No. 1 Alabama.

WHITTINGTON PUTS IN THE WORK

- Jordan Whittington has been among the go-to receiver for Texas QBs this season, catching 37 passes for 504 yards and one touchdown through the first 10 games.
- Of his 37 receptions, 10 have been for at least 20 yards.
- Caught six passes for 78 yards, including two for at least 20 yards, against TCU.
- He hauled in his first touchdown of the season against Iowa State, totaling two receptions for 27 yards in all.
- Against Oklahoma, Whittington had a huge game with five receptions for 97 yards, including a pair of 22-yard catches and a 32-yard reception.
- Whittington had three receptions for 58 yards including a 31-yard catch versus West Virginia.
- He caught four passes for 52 yards against Texas Tech and had four receptions for 56 yards, including 42 yards after the catch against UTSA.
- The junior was Texas' top target in the matchup with No. 1 Alabama, hauling in seven passes for 64 yards, including a first-quarter, third-down 17-yard reception that kept the Longhorns' second scoring drive alive.
- He opened last season strong in the Longhorns' victory against Louisiana, hauling in seven receptions for a career-high 113 yards and one touchdown. Of those 113 yards, 54 of them came after the catch.
- He came through in the clutch to keep drives alive with four of his seven catches occurring on third down, including a pair of third-down receptions on UT's second touchdown drive, a 41-yard play on third-and-11 that set up the Horns' third touchdown and a 16-yard reception in the fourth quarter that opened the door for his first touchdown catch of the season three plays later. All told, with the four receptions on third down he had 83 yards (20.8 ypc).
- In the Longhorns' victory over TCU, Whittington had a pair of receptions over 30 yards, including a 32-yard touchdown, finishing the day with three receptions for 79 yards and one score.
- Against Texas Tech, Whittington hauled in five passes for 93 yards and added his second touchdown of the year.
- Last season, Whittington set career highs with 26 receptions, 377 yards and three touchdowns.
- Whittington entered the 2021 season with career marks of 23 receptions for 223 receiving yards, including a career-best 10 catches and 65 yards against Oklahoma in 2020.

KEILAN COMING THROUGH

- Junior RB Keilan Robinson picked up right where he left of last season, making an impact on the offense and on special teams.
- Robinson is currently averaging 26.3 yards per kick return, the second-best mark in the Big 12 Conference and 12th in the nation.
- His 328 combined kick return yards are third-most in the Big 12 this season.
- Against TCU, he had two kick returns for 73 yards, including one of 52 yards.
- At Oklahoma State, he returned four kicks for 109 yards (27.3 ypr) including a long of 38, caught one pass for 19 yards and recovered a fumble on a muffed punt return.
- He blocked the second punt of his career versus Iowa State on the opening drive of the game.
- Robinson scored on a 15-yard touchdown passes against Oklahoma and also carried the ball four times for 32 yards.
- He hauled in his first-career touchdown reception at Texas Tech, a 35-yard score that he caught at the 22-yard line along the left side of the field, sprinting in for the score.
- Robinson found the end zone with a special teams touchdown on a scoop and score against ULM off a blocked punt for Texas' first points of the season.
- At West Virginia in 2021, he ran for a career-high 111 yards on nine carries (12.3 ypc), including a 49-yard touchdown run.
- Against Rice, the transfer from Alabama blocked a punt in the first quarter that rolled out of the back of the end zone for a safety, the first blocked punt for a score for UT since last season's Big 12 opener against Texas Tech.
- Robinson added a career-long 65-yard touchdown run early in the third quarter that put Texas up 51-0. On the day, Robinson had five carries for 83 yards (16.6 ypc) and one touchdown.
- With four carries against Texas Tech, the sophomore ran for 42 yards, including a 30-yard run, and added a touchdown.
- In 11 games with one start last season, Robinson has rushed the ball 45 times for 322 yards (7.2 ypc) and scored three touchdowns.

IT'S IN THE CARD(S)

- Sophomore QB Hudson Card has proven a dual threat for the Longhorns in 2022, making plays with his arm and legs.
- Against West Virginia, he completed a career-best 21 passes on 27 attempts, while also setting career highs with 303 passing yards and three touchdowns in leading the Longhorns to victory.
- At Texas Tech, Card threw for a then career-high 277 yards on 20-of-30 passing, equaling his career best with two touchdown passes.
- He also ran three times for 22 yards, including a 22-yard scramble on third down that helped set up his 39-yard touchdown pass to Xavier Worthy.
- He led the offense on a four-play 46-yard drive in just 21 seconds to set up the game-tying field goal against the Red Raiders.
- Card led the Longhorns to a 41-20 victory UTSA, connecting on 15-of-23 passes for 161 yards and a touchdown, establishing then-career bests for completions and attempts while also breaking a career-long 32-yard run.
- He came up big against top-ranked Alabama, guiding the Longhorns on three scoring drives, including a pair of drives that led to Bert Auburn field goals that gave Texas the lead.

- After entering late in the first quarter against the Tide, Card completed 14-of-22 passes (63.6%) for 158 yards, including a 42-yard pass to Bijan Robinson, while also scampering for a then-career-best 20-yard run on second-and-19 late in the third quarter to advance a drive that culminated in a 24-yard field goal to give Teas a 16-10 lead.
- In the season opener against ULM, he threw for 24 yards and connected on 4-of-5 passes.
- He made his first career start in the 2021 season-opening victory over Louisiana, completing 14-of-21 passes (66.7 percent) for 224 yards and two touchdowns and also adding a rushing touchdown.
- Card connected with Bijan Robinson for his first career touchdown on an 18-yard pass to give Texas its first lead of the game late in the first quarter.
- During the Longhorns' first scoring drive of that season, he scrambled six yards on fourth-and-6 to keep the drive alive.
- Also threw a score to Cade Brewer with two minutes remaining in the opening half.
- Ran in a touchdown on third-and-goal from the 3-yard line for the first rushing score of his career.
- Closed out his first career start with more passing yards than Colt McCoy (178) and Sam Ehlinger (222) in their first starts as Longhorns.

DEMARVION IS DIALED IN

- Senior LB DeMarvion Overshown has become a leader and proven big-play maker during his time on the Forty Acres.
- Now a two-time Butkus Award semifinalist, this season, he has registered at least five tackles in every game, including a season-high 11 (two solo) with a half sack and half TFL against TCU.
- Registered nine tackles (seven solo) most recently at in the victory at Kansas State.
- Also has 1.5 tackles for loss against the Wildcats.
- Tallied eight tackles, two tackles for loss, one sack, one pass break up and a QB hurry at Oklahoma State.
- In Texas' shutout of Oklahoma, he posted six tackles (two solo) and broke up one pass in guiding the 'Horns to the historic victory.
- Against West Virginia, Overshown registered eight tackles (two solo) and had half a sack for a three yard loss.
- At Texas Tech, he tallied seven tackles (five solo) and had his first sack of the season while playing in just the second half of the game.
- In UT's victory over UTSA, Overshown had 10 tackles (four solo) for his third career game with 10 or more tackles. He also added a half a tackle for loss and a pass break up.
- He tallied five solo tackles in the Longhorns one-point loss to Alabama, helping hold the high-powered Crimson Tide offense to just 20 points.
- He led Texas with eight tackles (six solo) and posted two tackles for loss in the opener against ULM, helping the defense hold the Warhawks to 10 yards or less on six of their first 10 drives.
- A Butkus Award semifinalist in 2021, Overshown racked up 74 tackles (38 solo) with 5.5 tackles for loss and 2.0 sacks.
- Last season at Baylor, Overshown had a team-high two pass breakups while collecting five tackles (three solo).
- Totaled four tackles (one solo) against Oklahoma State before leaving early in the second half with an injury.
- Against Oklahoma, the Arp, Texas native had eight tackles (five solo) with two tackles for loss, a fumble recovery and his first career blocked punt.

GAME NOTES

- In Texas' victory over TCU, Overshown registered 10 tackles, including a career-best eight solo tackles, for his second game of 10 or more tackles on the season.
- He collected a team-high eight tackles against Arkansas, the second-straight game in which he has led the team in tackles.
- In UT's season-opening win over Louisiana, Overshown registered a career-best 13 tackles (4 solo), while also picking up a half sack for a loss of four yards.
- Overshown recorded 21 tackles in the first two games of the season, the most tackles for a Longhorn in the first two contests of the season since Cedric Reed had 24 in 2013.
- In 2020, he recorded 60 tackles, 8.0 tackles for loss, and broke up a team-high seven passes. He also notched one sack, two interceptions, four quarterback hurries, two forced fumbles and one recovery.
- Overshown earned Defensive Player of the Game honors from the UT coaching staff after Texas' 59-3 win over UTEP. He registered four total tackles (three solo) and two tackles for loss against the Miners.
- Overshown made a then career-high 11 tackles and returned an interception 29 yards vs. Oklahoma in the AT&T Red River Showdown.
- His propensity for coming up with the big play at the right time has helped land Overshown on the Butkus Award preseason watch list.
- He posted five tackles (four solo), one tackle for loss, one forced fumble and broke up one pass in Texas' Halloween win at No. 6/6 Oklahoma State.
- Overshown was an anchor for the defense against West Virginia, registering eight tackles, two tackles for loss, one sack, one pass breakup and one forced fumble.

- He saved one of his best performances for last in 2020, earning Defensive MVP honors in the Alamo Bowl against Colorado with six tackles, a half TFL, an interception and a fumble recovery.
- Overshown appeared in nine games and made starts against Kansas and at Baylor in 2019. He posted five tackles, two tackles for loss, one sack and one pass breakup against the Jayhawks during the first start of his career.
- Totaled 12 tackles (11 solo) and four tackles for loss over Texas' final four games of the 2019 season, including a five-tackle effort at Baylor.

GOING BIG WITH OGHOUFU

- Senior EDGE Ovie Oghoufu has been a dependable cog in the Longhorn defense this season.
- Equaled his season highs with seven tackles and two tackles for loss in helping limited the high-powered TCU offense to 17 points.
- In the victory at Kansas State, Oghoufu had five tackles (two solo), 1.5 TFLs, one sack and a pass breakup.
- He collected seven tackles (three solo) and had one pass break up at Oklahoma State.
- Oghoufu registered four tackles (two solo) and a half a sack in the win over Iowa State and had three tackles (two solo) and had one tackle for loss in the shutout victory over Oklahoma in the Red River Showdown.
- Against Texas Tech, he had six tackles (four solo) and a career-best two tackles for loss.
- He wreaked havoc on UTSA, registering seven tackles (two solo) and tallying one QB hurry.
- Oghoufu made an impact all over the field against No. 1 Alabama, registering five tackles (three solo) and one tackle for loss, including a sack for four yards.

- Oghoufu appeared in all 12 games last season with eight starts and totaled 42 tackles (21 solo), with 5.5 TFLs, two sacks, two pass breakups and two quarterback hurries.
- At Baylor, Oghoufu started and collected five tackles, including 1.5 TFLs, his third game of the season with one and a half tackles for loss.
- Against Oklahoma State, the Notre Dame transfer recorded career-high eight tackles and three solo tackles.
- In the victory over Rice, he totaled five tackles (two solo) with 1.5 TFLs and one sack.
- Oghoufu made his first career start and appearance for the Longhorns in the season-opening win over Louisiana.
- He collected seven tackles (one solo) with 1.5 TFLs and one sack in the victory.
- The junior also registered his first career sack as a Longhorn, ending a Louisiana drive late in the third quarter.

FORD FOUNDATION

- Junior LB Jaylan Ford has emerged as a crucial member of the defense during the 2022 season.
- Collected nine tackles in the Horns strong defensive effort against TCU.
- Ford was sensational in the victory over Kansas State, recording a game-leading 10 tackles (six solo), while also forcing a fumble and recovering another. He also intercepted a pass in the final two minutes of the first half, returning it 18 yards to the K-State 33-yard line to set up Texas final score before the half.
- His efforts earned him Bronko Nagurski National Defensive Player of the Week and Big 12 Defensive Player of the Week accolades.

**DeMarvion
Overshown**



GAME NOTES

- At Oklahoma State, Ford collected six tackles (four solo) and had two tackles for loss and a sack.
- Ford played a critical role in ending two Iowa State drives in the Longhorns' victory over the Cyclones, earning Big 12 Defensive Player of the Week accolades for his performance.
- First, he intercepted a pass in the end zone that shifted momentum in the game in towards Texas and prevented a potential two-score deficit. Then, with just over two minutes remaining, he jumped on a Cyclone fumble that sealed the game for the Longhorns. He also added eight tackles (two solo) to lead the team.
- In the Red River Showdown, Ford made seven tackles (four solo) and had one TFL against the Sooners.
- Against West Virginia, he registered 14 tackles (seven solo), his fourth-straight game with 10-or-more tackles, and a tackle for loss.
- At Texas Tech, he recorded 12 tackles (four solo) and had a forced fumble.
- Ford was a force against UTSA, posting career best numbers with 15 tackles, 10 solo tackles and his first forced fumble.
- He had a breakout performance against No. 1 Alabama, posting a team-high 10 tackles (six solo) with two tackles for loss and one sack, helping hold the Crimson Tide to 20 points.
- In 2021, the Frisco, Texas native led the team with six tackles for loss. He collected at least one five of the last six games of the season with two in the season finale against Kansas State.
- He notched a career-high 12 tackles (seven solo) against Oklahoma State.
- Ford had at least six tackles in each of the last three games of the season, recording six against Kansas, five at West Virginia and six (all solo) against K-State.

JAMISON TURNS ON THE JETS

- Super senior DB D'Shawn Jamison is one of the most electrifying returners in school history, and a threat to score anytime he touches the football.
- He registered two solo tackles and a pair of pass breakups at Oklahoma State.
- In the Red River Showdown, Jamison intercepted one pass, the sixth of his career, and three tackles (one solo), including one tackle for loss.
- He put on a defensive back clinic against West Virginia, equaling his career high with two pass breakups while also making two solo tackles to bring the total to 100 for his career.
- At Texas Tech, he recorded three tackles, including the first sack of his career.
- Against UTSA, Jamison had a pair of solo tackles and broke up two passes in the Longhorns' victory.
- He notched one tackle and broke up a pass in the matchup with Alabama.
- Jamison showcased his dynamic skill-set in the 2022 season opener against ULM, blocking the first punt of the game, which led to a touchdown, then intercepting a pass in the third quarter and returning it 69 yards for the first defensive touchdown of his career - the 14th-longest interception return for a touchdown in Texas Football history.
- His blocked punt made him the first Longhorn to have both a punt return for a touchdown and a blocked punt in his career.
- Jamison's interception return for a score was the fourth non-offensive touchdown of his career, adding to his two career kickoff return scores and a punt return. The number is tied for second in UT history with Aaron Ross (three punt returns, one fumble return) and Jordan Shipley (three punt returns and one kickoff return). Michael Huff holds the Texas record with five (four interception returns, one fumble return).

- For his career, Jamison ranks fourth in program history in kick returns (54) and kick return yards (1,435), while his current average 26.5 yards per return stands as the second-best in UT history.
- In 2021, he returned 19 kicks for 424 yards (22.3 ypr) and 12 punts for 105 yards (8.8 ypr).
- The defensive back intercepted his first pass of the season against Oklahoma State, the fourth pick of his career and first since 2019.

MOST KICK RETURNS (TEXAS, ALL-TIME)

Player	Kick Returns	Years
1. Quan Cosby	73	2005-08
2. D.J. Monroe	68	2009-12
3. Mike Adams	63	1992-96
4. D'Shawn Jamison	54	2018-pr.
5. Marquise Goodwin	44	2009-12
Daje Johnson	44	2012-15

MOST KICK RETURN YARD (TEXAS, ALL-TIME)

Player	Kick Return Yards	Years
1. Quan Cosby	1,731	2005-08
2. D.J. Monroe	1,621	2009-12
3. Mike Adams	1,591	1992-96
4. D'Shawn Jamison	1,435	2018-pr.
5. Victor Ike	1,107	1999-2001

- At TCU, he had three tackles (two solo) and recovered a fumble in the first quarter, the second fumble recovery of his career and first since 2019 against Oklahoma.
- Jamison moved into fourth on UT's all-time kick return yardage list with a pair of 36-yard returns at



Jaylan Ford

GAME NOTES



D'Shawn Jamison

TCU, giving him 1,155 yards for his career at that time.

- In 2020, he set a UT single-game record against Kansas State on Dec. 5, averaging 50.0 yards per kickoff return. He returned three kickoffs a total of 150 yards (98, 37, 15) to break Fozzy Whittaker's nine-year-old school record (252 yds/6 ret, 42.0 avg).
- Jamison is one of only five Longhorns to return both a punt and kickoff for a touchdown during his career.
- He has returned three kicks for touchdowns in his career overall (2 kickoff/1 punt), which is tied for the second-most in school history. Jordan Shipley (1 kickoff/3 punt) is the only Longhorn with more kick return touchdowns all-time.
- Jamison notched his second career kickoff return for a touchdown with a 100-yard effort in a road win at No. 6/6 Oklahoma State on Halloween. It was the fifth 100-yard touchdown return in school history.
- He was named the Big 12 Special Teams Player of the Week following his effort against the Cowboys.
- Prior to 2020, Jamison returned a kickoff 98 yards late in the fourth quarter of a 48-13 win over Rice in 2019, and a 90-yard punt return against Kansas State in 2018.
- He joined Raymond Clayborn, Quan Cosby, Jordan Shipley and Selvin Young as the only Longhorns to achieve both feats with his score against the Owls at NRG Stadium in Houston.
- He also flashed his return skills against Kansas in 2019, when he recovered a blocked PAT and returned it 90-plus yards for a defensive two-point conversion.
- Earlier in the 2019 season against West Virginia, Jamison picked off two passes and logged four tackles.
- He bagged his team-high third interception of the season at Iowa State. Jamison also made a career-high nine tackles.

NON-OFFENSIVE TOUCHDOWNS

- Texas has made scoring non-offensive touchdowns a habit, registering at least one in 13 of the last 14 seasons.
- The Horns wasted no time this season when Keilan Robinson scored on a D'Shawn Jamison blocked punt to close out the first drive of the season opener by ULM.
- Jamison secured a defensive score with a third-quarter, 69-yard interception return against ULM,

giving UT multiple non-offensive touchdowns in a season for the fourth time in six years.

- UT added a third for the 2022 campaign when Jahdae Barron intercepted a pass against UTSA at the Roadrunner 44-yard line and took it to the house for the first interception return of his career. He followed that with a scoop-and-score fumble recover against TCU.
- Josh Thompson tallied a 27-yard interception return against Texas Tech last season that marked the fifth-straight season in which the Longhorns had a non-offensive touchdown.
- D'Shawn Jamison's 100-yard kickoff return against Oklahoma State in 2020 was the second of his career and fueled the Longhorns comeback from an 11-point deficit at the sixth-ranked Cowboys.
- Texas has scored a non-offensive touchdown in 15 of the last 16 seasons.
- Thompson's touchdown was the first for the Texas since defense since Anthony Wheeler's 38-yard fumble return in the 2017 Texas Bowl.
- It was the first interception returned for a touchdown since DeShon Elliott's 43-yard return at Baylor, also in 2017.
- The score was the 79th interception returned for a touchdown in UT history.
- UT finished 2017 with eight non-offensive touchdowns, tied for the most in the country. It was their most since registering 11 in 2009.

Year	Touchdowns
2022	4 (2 INT, PR Block, 1 FR)
2021	1 (INT)
2020	2 (KR, PR Block)
2019	1 (KR)
2018	2 (FG Block, PR)
2017	8 (5 INT, PR, FR, FG Block)
2016	None
2015	4 (2 FR, INT, PR)
2014	2 (2 INT)
2013	3 (INT, FR, PR)
2012	3 (2 INT, FR)
2011	4 (2 KR, INT, PR Block)
2010	2 (INT, FR)
2009	11 (4 INT, 4 PR, 3 KR)

COBURN CLOGS THE MIDDLE

- Senior DL Keondre Coburn has appeared in 48 games with 46 starts during his four-year career at Texas.
- He tallied a season-high five tackles in the Longhorns match up with TCU, helping limit a Horned Frogs team that came in averaging over 40 points a game to 17 on the day.
- The Houston native came up huge at Kansas State, recording four tackles, including a sack, and forcing a fumble with less than 30 seconds remaining to clinch the victory for Texas.
- Coburn was a force for Texas against Oklahoma, tallying three tackles (one solo) and two tackles for a loss of five yards.
- He recorded three tackles (one solo) in the Horns' victory over UTSA in week three.
- Coburn notched three tackles (one solo) against Alabama, causing havoc in the middle of the line and helping hold the Crimson Tide to 20 points.
- He had a strong opening game of the 2022 season against ULM, registering three tackles with a sack for a loss of six yards to help the Texas defense hold the Warhawks to under 100 rushing yards.
- During the 2021 season, Coburn registered 15 tackles (nine solo), with two tackles for loss and one sack.
- He tallied multiple tackles on six occasions, including each of the last three games.
- In the 2021 season-opening win over Louisiana, Coburn became the first Longhorn since 2019 to block a PAT.
- Coburn became a key fixture in the Longhorns' defensive line rotation at the start of the 2019 season, and since then he has helped UT stifle its opponents in the run game. Since the start of the 2019 season, the Texas defense has held nine opponents under 100 yards rushing, including five times in 2019.
- Anchored by Coburn in 2020, Texas held UTEP, Baylor and West Virginia to under 100 rushing yards last year.
- Coburn logged 25 tackles, 4.5 tackles for loss and one sack in 2020.
- He recorded a career-high 11 tackles (4 solo) and two tackles for loss vs. TCU on Oct. 3.
- In 2019, Coburn played in all 13 games and started

GAME NOTES

12 times. He made 26 tackles, including 18 solo stops 4.5 tackles for loss, two sacks and forced one fumble.

- The Houston native has logged multiple tackles on 17 occasions during his career.

OJOMO IS ON IT

- Senior DL Moro Ojomo has become a stalwart of the Texas line, appearing in 47 games with 29 starts in his four years on the Forty Acres.
- He had a huge sack for an eight-yard loss in the victory over Iowa State, finishing the afternoon with two tackles (one solo), one sack, and 1.5 tackles for loss for 10 total yards.
- In the Red River Showdown, Ojomo posted his best game of the season, recording five tackles (two solo) to help the Longhorns shut out the Sooners for the first time since 1965.
- He came through with a huge sack early in the game against West Virginia to help set the tone early in the Longhorns' victory.
- Ojomo collected a pair of tackles (one solo) and had a tackle for loss of three yards against UTSA.
- Versus Alabama, Ojomo picked up a pair of tackles and had one quarterback hurry.
- In the 2022 season opener against ULM, Ojomo posted three tackles (one solo) and had half a sack to help limit the Warhawk rushing attack to 92 yards.
- In 2021, Ojomo tallied career highs for tackles (29), solo tackles (17) and tackles for loss (3), while also adding a pass breakup, which he recorded in the season opener against Louisiana.
- He posted a career-best five games with at least three tackles and had seven multi-tackle games on the year.
- At Arkansas, the Katy, Texas native recorded four tackles (two solo) and one tackle for loss.
- He added another four-tackle game against Oklahoma State.
- At West Virginia, Ojomo tied a career high with five tackles and set a personal best with four solo tackles.
- He equaled that career-best with four solo tackles in the victory over K-State.

LESS THAN 100 RUSHING YARDS RUSHING

Year	Occurrences
2022	3 (92 ULM, 61 WVU, 74 ISU)
2021	1 (76 UL)
2020	3 (43 UTEP, 43 WVU, 64 BU)
2019	5 (51 KSU, 71 TTU, 73 LT, 87 RICE, 96 WVU)
2018	4 (-5 USC, 62 ISU, 72 UGA, 88 BU)
2017	7 (10 ISU, 31 BU, 42 SJSU, 56 WVU, 62 TTU, 71 USC, 96 KU)
2016	1 (98 ISU)
2015	None
2014	2
2013	2
2012	1
2011	6
2010	4
2009	10

SORRELL SETS HIS SIGHTS

- Sophomore EDGE Barryn Sorrell has become a reliable stopper on the defensive line in his first season as a starter for Texas.
- He had a career day against TCU, recorded 11 tackles (four solo), with three tackles for loss and 1.5 sacks while adding one pass breakup.
- At Kansas State, Sorrell made an earlier impact recorded a sack for a 10-ard loss midway through the second quarter that resulted in a punt that put Texas in scoring position.
- Sorrell tallied six tackles (two solo), a half tackle for loss, one QB hurry and a forced fumble at Oklahoma State.
- He equalled his career high with 1.5 sacks against West Virginia while posting three tackles (two solo) and one quarterback hurry.
- Sorrell recorded three tackles and had a QB hurry in UT's comeback win over UTSA.
- Against Alabama, he registered one tackle and

notched one quarterback hurry against the top-ranked team in the nation.

- He collected his first career start in the season opener and made an immediate impact, registering career highs with six tackles (one solo), two tackles for loss and 1.5 sacks.
- His efforts helped silence the ULM ground game, holding the Warhawks to 92 yards on the ground.

JERRIN'S JUMPSTART

- Junior DB Jerrin Thompson has become the field general of the Longhorn secondary, starting each of the first 10 games of the 2022 campaign as a vocal leader of the defense.
- Against K-State, he posted six tackles (four solo).
- Thompson had five tackles (three solo) and a career-best three pass breakups at Oklahoma State.
- He tied for the team lead with seven tackles (four solo) against Oklahoma to help lead the Longhorns to a shut out of the Sooners in the Red River Showdown.
- Thompson was flying to the ball against West Virginia, posting his second-straight 10-tackle performance, including six solo tackles.
- At Texas Tech, Thompson established career highs with 10 tackles and seven solo tackles, while also breaking up one pass.
- Against UTSA, he had four solo tackles in helping UT pick up the win.
- Thompson registered one of the best games of his career against Alabama, tallying seven tackles (four solo) against the Crimson Tide.
- That effort was preceded by a four tackle (two solo) performance against ULM in the season opener.
- He had six starts in his 12 appearances last year, registering 41 tackles (26 solo) with three tackles for loss, one forced fumble and a fumble recovery.
- Thompson made his first start of the season against Arkansas, finishing with five tackles (four solo) and the first tackle for loss of his career.
- Thompson made his first career start on Dec. 5 vs. Kansas State last year, and wasted no time making an impact for the Longhorns.
- He notched his first career interception in the first quarter and returned it 21 yards to the K-State 3-yard



Barryn Sorrell

GAME NOTES

line, setting up the Longhorns for an easy touchdown.

- He tallied three tackles, all unassisted, the interception and one pass breakup in his first career start.
- In his second start, Thompson led the team with six tackles in the Alamo Bowl.
- In 2020, Thompson appeared in all 10 games and contributed on special teams. He totaled 14 tackles, 10 of which were solo stops.

ANTHONY IS COOKIN'

- Super senior DB Anthony Cook has become a leader in the secondary with 48 tackles (26 solo) through the first 10 games of the season while adding 3.5 tackles for loss, one forced fumble and two pass breakups.
- The veteran defensive back helped seal the Longhorns' victory over Iowa State, forcing a fumble that was recovered by Texas with just over two minutes remaining.
- He tallied four tackles (one solo) and had one pass breakup against West Virginia.
- Cook had a career game at Texas Tech, recording personal bests with 12 tackles and eight solo tackles, while also adding a pass breakup.
- He tallied six tackles (three solo) in UT's win over UTSA, the 11th game of his career with five or more tackles.
- Against Alabama, he collected nine tackles (six solo) and had a career-best tying two tackles for loss.
- He had breakout year in 2021, appearing in all 12 games with eight starts and establishing career highs for tackles (47), solo tackles (27), tackles for loss (three) and pass breakups (three), while equaling his career best with one sack and one fumble recovery.
- He had four tackles (two solo) in the season-opening victory over Louisiana and followed that with four tackles (two solo) and two pass breakups at Arkansas.
- Against Texas Tech, he tallied six tackles (three solo).
- He had a standout game at TCU, establishing a career high with eight tackles (six solo), including two tackles for loss and a strip-sack fumble recovery.
- Cook notched five tackles (four solo) against Kansas and equaled his career high with eight tackles (three solo) at West Virginia.
- He eclipsed 100 career tackles at West Virginia and heads into the 2022 season with a total of 107.
- His 56 career games are second-most among active Longhorns.
- For his career, Cook has 110 tackles (62 solo), 6.5 tackles for loss, two sacks, six pass breakups, two forced fumbles and a fumble recovery.

JAHDAE ON THE SPOT

- Junior DB Jahdae Barron's impact in the defensive backfield can be felt throughout the team.
- The Austin native had a career day against TCU, recording 11 tackles with a career-high nine solo and 3.5 tackles for loss, while also collecting his first fumble recovery and returning it 48 yards.
- Barron posted a critical PBU to prevent a TD and create a turnover on downs at Kansas State.
- He had a standout game against Oklahoma State, recording a career-best 12 tackles (six solo) with 1.5 tackles for loss.
- Against Oklahoma in the Red River Showdown, Barron picked off a pass to shut down a Sooner drive, and also tallied six tackles (three solo) and had half a tackle for loss.
- Versus West Virginia, he posted six tackles (five solo) and had one tackle for loss.
- He had a career day at Texas Tech, establishing career bests with 10 tackles, six solo tackles and two tackles for loss.
- Barron recorded his first career interception against UTSA and took it 44 yards for the first pick-six of his career. He also added six tackles (three solo) in the victory over the Roadrunners.
- His effort against UTSA earned him Big 12 Defensive Player of the Week honors.
- Had four tackles (two solo) against Alabama.

AUBURN WITH ICE IN THE VEINS

- Sophomore K Bert Auburn has come through in the clutch on multiple occasions during the 2022 campaign, connecting on 16-of-21 field goals, including 6-of-8 tries from 40 or more yards.
- Has connected on an attempt in nine of 10 games, including multiple successful tries against Alabama, UTSA, Texas Tech, Oklahoma State and Kansas State.
- He was good from 45 yards against West Virginia to extend a streak to eight-straight successful attempts.
- At Texas Tech, he was connected on both of his field goal attempts, including a 48-yard attempt as time expired to help send the game to overtime.
- Auburn earned Lou Groza Award Star of the Week honors following an outstanding game against top-ranked Alabama. He was good on 4-of-5 attempts, including a 49-yard try with 1:29 remaining that gave the Longhorns a 19-17 lead.

THE NATION IS WATCHING

- Texas' home game against No. 1 Alabama, the Crimson Tide's first visit to Austin since 1922 and just the third time Texas hosted the top-ranked team in the nation, drew more than 10.6 million viewers during the second week of the season, the most-watched game of the week with more than the combined total of the second and third-ranked game that week. Four of the

Longhorns first eight game of 2022 have been among the Top-10 in viewership for that week with three having more than three million viewers tuning in.

- During the 2021 season, three of Texas' games were among the Top-5 most viewed broadcasts of the week with each drawing more than three million viewers. In all, six of the Longhorns' games were among the Top-10 most viewed that week.
- In 2020, six of the Longhorns' nine regular-season games were among the Top-5 most viewed games of the week, with three broadcasts drawing more than 3.5 million viewers. Eight of the contests landed in the Top-10 most viewed games.
- Five of Texas' games in 2019 garnered huge television audiences. ABC's featured telecast, "Saturday Night Football," broadcast both the LSU and Oklahoma State games and brought in ABC/ESPN's largest viewership for that weekend in each of those games. When totaled with an Oct. 5 matchup at West Virginia, UT's three games on ABC last season recorded a combined 15.7 million viewers.
- Dating back to 2018, the Longhorns have had 19 games pull in audiences of three million or more viewers. Including an audience of 13.3 million tuning in to the AllState Sugar Bowl (ESPN), 10.6 million for Alabama (FOX) and 10.3 million viewers watching the Big 12 Championship game (ABC), those 19 games over the past five seasons have tallied a total of 107.6 million viewers. Eleven of those 19 broadcasts were the network broadcast the games top-rated game of the weekend. The 2019 Alamo Bowl was the second-highest rated non-New Year's Six bowl game.

TEXAS' TOP-RATED TV BROADCASTS SINCE 2018

Date	Game (Network)	TV Households
10/22/22at Oklahoma State (ABC)	4.5 million
10/8/22vs. Oklahoma (ABC)	3.36 million
9/10/22Alabama (FOX)	10.6 million*
10/16/21Oklahoma State (FOX)	3.13 million*
10/9/21vs. Oklahoma (ABC)	5.94 million*
9/11/21at Arkansas (ESPN)	3.36 million*
11/27/20Iowa State (ABC)	3.57 million
10/31/20at Oklahoma State (FOX)	4.04 million
10/10/20vs. Oklahoma (FOX)	4.81 million*
12/31/19vs. Utah (ESPN)	5.6 million
10/12/19vs. Oklahoma (FOX)	7.2 million*
10/5/19at West Virginia (ABC)	3.2 million
9/21/19Oklahoma State (ABC)	3.8 million*
9/7/19LSU (ABC)	8.7 million*
1/1/19vs. Georgia (ESPN)	13.3 million
12/1/18vs. Oklahoma (ABC)	10.3 million
10/27/18at Oklahoma State (ABC)	3.6 million*
10/6/18vs. Oklahoma (FOX)	5.6 million*
9/15/18USC (FOX)	3 million*

*Networks top-rated game



COACHING STAFF

STEVE SARKISIAN



HEAD COACH



Entering his 22nd year of coaching and ninth as a head coach, Steve Sarkisian is in his second year as head coach at The University of Texas. A former All-American quarterback at BYU whose coaching career includes six years as an offensive coordinator at both the NFL and collegiate levels, Sarkisian was the 2020 Broyles Award winner (best assistant coach in college football) as offensive coordinator at Alabama. The former head coach at USC and Washington, he was named the 31st Head Football Coach at The University of Texas on January 2, 2021.

Year one of the Coach Sark era at Texas had its ups and downs as the Longhorns dealt with inconsistency, injuries and adversity in a 5-7 campaign. Texas opened and closed the 2021 season with big victories as the Sarkisian era began with a 38-18 victory over No. 23 Louisiana and ended with a 22-17 win over Kansas State. In between, five of the Horns' seven losses came down to the end with Texas falling by eight points or fewer in each of those. The Longhorns offense averaged nearly 200 yards rushing and 425 total yards while ranking 18th nationally in scoring at 35.2 points per game on the season. Wide receiver Xavier Worthy had a record-setting season on his way to Freshman All-America and Big 12 Offensive Freshman of the Year honors. Despite missing the final two games with an injury, running back Bijan Robinson compiled 1,127 rushing yards and 11 touchdowns to go with 26 receptions for 295 yards and four more touchdowns. Kicker Cameron Dicker and offensive lineman Derek Kerstetter joined Worthy and Robinson as four Longhorns who earned first-team All-Big 12 honors. All totaled, 14 Longhorns earned All-Big 12 recognition.

Prior to arriving on the Forty Acres, Sarkisian served as the offensive coordinator and quarterbacks coach at Alabama where he was the architect of 24 straight games in which the Crimson Tide's offense scored 35 or more points, the longest streak in major college football history. Despite coming up just short of that in a 31-14 win over Notre Dame in the College Football Playoff semifinals, the victory propelled Alabama to the National Championship Game where they defeated No. 3 Ohio State, 52-24.

In 2020, Alabama's offense ranked second in the nation in scoring and led all Power 5 schools with 48.5 points per game, which set a school record and included five 50-point games against Southeastern Conference competition. The Crimson Tide became the first team in league history to record five such games in a single season in conference play. The Tide followed that by posting 52 points against Florida in the 2020 SEC Championship to earn the No. 1 seed in the College Football Playoff. They later matched that total in the National Championship Game.

Alabama led the nation in third-down conversion percentage (58.9), team passing efficiency (198.99) and completion percentage (76.2), led by Heisman Trophy finalist and Davey O'Brien Award winner Mac Jones, who posted the top individual ratings in passing efficiency (203.1) and completion percentage

(77.4), as well. The receiving end of the nation's No. 3 passing offense (358.2 ypg) featured the Heisman Trophy winner in DeVonta Smith, who led the nation in receiving yards (1,856) and receiving touchdowns (23), and was second in receiving yards per game (142.8 ypg) despite missing the second half of the National Championship Game due to injury. Along with the Heisman Trophy, Smith claimed the Walter Camp Football Foundation Player of the Year Award, the Maxwell Award and the Biletnikoff Award.

The offense also boasted the nation's leader in rushing touchdowns in Doak Walker Award winner RB Najee Harris with 26, while Harris was third in rushing yards (1,466) and 13th in rushing yards per game (112.8 ypg). Harris finished fifth in the voting for the Heisman Trophy to make Alabama the second team ever to place three players in the top five of the same Heisman vote, joining 1946 Army with Glenn Davis, Doc Blanchard and Arnold Tucker.

Blocking for that group was an offensive line that won the Joe Moore Award and was anchored by two first-team All-Americans in Outland Trophy winner LT Alex Leatherwood and Rimington Trophy winner C Landon Dickerson. Jones, Smith and Harris have all received first-team All-America honors, as well. As a team, Alabama ranked fourth in the nation in total offense at 541.6 yards per game to break the school record.

The 2019 Alabama offense averaged a school-record 47.2 points per game, which ranked second nationally, while averaging 510.8 yards per game, which was sixth nationally and is currently second on school record. Quarterbacks Tua Tagovailoa and Mac Jones combined to throw for 4,449 yards and 49 touchdowns which equated to a school-record 342.2 passing yards per game that ranked third nationally. Alabama's 199.61 passing efficiency rating was not only a school record, but the second-best mark in NCAA history. Smith ranked fifth nationally with 14 receiving touchdowns and 11th with 1,256 receiving yards. The receiving corps also featured Jerry Jeudy, who was 25th (10) and 20th (1,163) in those categories, respectively. Harris was also in the top 25 in rushing touchdowns (21st/13) and rushing yards (1,224). Jeudy and Leatherwood both earned first-team All-America honors, while Smith and OT Jedrick Willis were tabbed second-team All-America. Four members of the Crimson Tide offense went on to be drafted in the first 15 picks of the first round, including Tagovailoa (No. 5/Miami), Willis (No. 10/Cleveland Browns), WR Henry Ruggs III (No. 12 Oakland Raiders) and Jeudy (No. 15/Denver Broncos).

The past two seasons marked Sarkisian's second stint at Alabama after serving as an analyst for most of the 2016 season before being promoted to offensive coordinator for the 2017 College Football Playoff National Championship Game.

Prior to his return to Alabama, Sarkisian was the offensive coordinator for the Atlanta Falcons. During his two years coordinating the Falcons' attack, Sarkisian built one of the most dangerous offenses in

THE SARKISIAN FILE

PERSONAL

Hometown Torrance, Calif.
 Education BYU (1997)
 Wife Loreal Smith
 Children Ashley, Taylor, Brady

YEAR-BY-YEAR

AS HEAD COACH			
Year	School	Record	Postseason
2022	Texas	6-4	--
2021	Texas	5-7	--
2015	USC	3-2	--
2014	USC	9-4	Holiday Bowl
2013	Washington	8-4	Fight Hunger Bowl*
2012	Washington	7-6	Maaco Bowl
2011	Washington	7-6	Alamo Bowl
2010	Washington	7-6	Holiday Bowl
2009	Washington	5-7	--

* Did not coach in bowl

CAREER RECORD (9 seasons) 57-46 (.553)
BOWL RECORD 2-2 (.500)

AS ASSISTANT COACH

Year	School (Position)	Postseason
2020	Alabama (OC/QB)	CFP Championship*
2019	Alabama (OC/QB)	Citrus Bowl
2018	Atlanta Falcons (OC)	--
2017	Atlanta Falcons (OC)	NFC Divisional
2016	Alabama (Interim OC/Analyst)	CFP Championship!
2008	USC (Asst. HC/OC/QB)	Rose Bowl
2007	USC (Asst. HC/OC/QB)	Rose Bowl
2006	USC (QB)	Rose Bowl^
2005	USC (QB)	Rose Bowl^
2004	Oakland Raiders (QB)	--
2003	USC (QB)	Rose Bowl
2002	USC (QB)	Orange Bowl
2001	USC (QB)	Las Vegas Bowl
2000	El Camino College (QB)	--

& Semifinal - Cotton Bowl | Championship - Miami, Fla.

! Semifinal - Peach Bowl | Championship - Tampa, Fla.

^ BCS National Championship Game

RECORD BY OPPONENT

Opponent	Overall	At Texas
Alabama	0-1	0-1
Arizona	4-2	0-0
Arizona State	1-4	0-0
Arkansas	0-1	0-1
Arkansas State	1-0	0-0
Baylor	0-2	0-1
Boise State	1-1	0-0
Boston College	0-1	0-0
BYU	0-1	0-0
California	6-0	0-0
Colorado	4-0	0-0
Eastern Washington	1-0	0-0
Fresno State	1-0	0-0
Hawaii	1-0	0-0
Idaho	2-0	0-0
Idaho State	1-0	0-0
Illinois	1-0	0-0
Iowa State	1-1	1-1
Kansas	0-1	0-1
Kansas State	2-0	2-0
Louisiana	1-0	1-0
LSU	0-2	0-0
Nebraska	2-2	0-0
Notre Dame	1-1	0-0
Oklahoma	1-1	1-1
Oklahoma State	0-2	0-2
Oregon	0-5	0-0
Oregon State	4-2	0-0
Portland State	1-0	0-0
Rice	1-0	1-0
San Diego State	1-0	0-0
Southern California (USC)	2-2	0-0
Stanford	2-5	0-0
Syracuse	1-0	0-0
TCU	1-1	1-1
Texas Tech	1-1	1-1
UCLA	1-3	0-0
ULM	1-0	1-0
Utah	2-1	0-0
UTSA	1-0	1-0
Washington	0-1	0-0
Washington State	5-1	0-0
West Virginia	1-1	1-1
OVERALL	57-46	11-11
BOWL GAMES	2-2	0-0

COACHING STAFF

THE SARKISIAN FILE (CONT.)

Sarkisian's Record When	As Head Coach	At Texas
Overall	57-46	11-11
Conference	38-35	7-9
Non-conference	19-11	4-2
Home	40-15	8-4
Away	14-28	2-6
Neutral	3-3	1-1
Day game	34-28	6-7
Night game	23-18	5-4
On natural grass	16-20	2-3
On artificial turf	41-26	9-8
August	2-0	0-0
September	22-11	5-3
October	14-20	4-4
November	15-13	2-4
December	4-2	0-0
January	0-0	0-0
vs. unranked teams	45-19	9-6
vs. Top 25 teams	12-27	2-6
vs. Top 20 teams	10-26	1-6
vs. Top 15 teams	7-21	1-5
vs. Top 10 teams	4-12	0-3
vs. Top 5 teams	1-8	0-2
Scoring first	41-19	7-4
Opponent scores first	16-27	4-7
Leading after 1st quarter	37-13	7-5
Trailing after 1st quarter	13-29	3-5
Tied after 1st quarter	7-4	1-1
Leading at halftime	48-13	9-6
Trailing at halftime	6-32	1-4
Tied at halftime	3-1	1-1
Leading after 3rd quarter	47-11	11-6
Trailing after 3rd quarter	6-35	0-5
Tied after 3rd quarter	3-0	0-0
Overtime	1-4	0-2
With a 100-yard rusher	41-22	10-5
With a 100-yard receiver	20-11	3-3
With a 300-yard passer	15-8	2-3
Allowing a 100-yard rusher	10-28	2-7
Allowing a 100-yard receiver	20-9	2-2
Allowing a 300-yard passer	14-6	3-2
Outgaining opponent	42-8	8-1
Outgained by opponent	13-37	2-9
Scoring 0-9 points	0-3	0-1
Scoring 10-19 points	4-14	0-2
Scoring 20-29 points	8-17	2-4
Scoring 30-39 points	20-9	4-2
Scoring 40-49 points	12-1	2-1
Scoring 50+ points	12-2	3-1
Allowing 0-9 points	11-0	2-0
Allowing 10-19 points	22-4	3-1
Allowing 20-29 points	16-8	5-1
Allowing 30-39 points	7-15	1-5
Allowing 40-49 points	1-11	0-2
Allowing 50+ points	0-8	0-2
Game decided by 1-9	21-21	4-9
Game decided by 10-19	12-10	1-1
Game decided by 20-29	8-7	2-1
Game decided by 30-39	8-6	1-0
Game decided by 40-49	4-2	2-0
Game decided by 50+	3-0	1-0
No turnovers	17-7	4-1
One to three turnovers	39-34	7-9
Four or more turnovers	1-4	0-1
No takeaways	6-9	2-4
One to three takeaways	41-35	9-7
Four or more takeaways	10-2	0-0
Win turnover margin	37-7	6-2
Tie turnover margin	11-23	4-4
Lose turnover margin	9-16	1-5
Win time of possession	34-13	6-1
Lose time of possession	23-33	5-10

the NFL. The 2018 unit finished in the top 10 in the NFL in passing yards (fourth – 4,653 yards), total yards (sixth – 6,226 yards) and scoring (10th – 25.9 ppg). Quarterback Matt Ryan was third in the NFL in passing yards (4,924 yards) while tossing 35 touchdowns. Wide receiver Julio Jones caught 113 passes for 1,677 yards and eight touchdowns, and Calvin Ridley added 64 catches for 821 yards and a team-high 10 scores. Jones led the league in receiving yards in 2018, while Ridley paced all rookies in receiving yards and touchdowns.

In 2017, two pieces of the Falcons offense, Jones and center Alex Mack, were selected to the Pro Bowl. Atlanta led the NFL in third-down percentage in Sarkisian's first season, while finishing eighth in the league in passing offense (249.4) and third in yards per play (5.93).

Sarkisian not only boasts play-calling experience at the highest levels of football, but seven years as an FBS head coach. He guided the Southern California program in 2014-15, and the Washington Huskies from 2009-13. He posted a head coaching record of 46-35 over those seven seasons while leading his teams to five bowl appearances.

During his time as head coach at USC, Sarkisian led the Trojans to a 12-6 overall record including a second-place finish in the Pac-12's Southern Division in 2014. His 2014 offense ranked in the top 25 nationally in passing efficiency (fourth – 165.35), passing offense (15th – 296.6 ypg), third down conversions (19th – 46.6 percent) and scoring offense (22nd – 35.8 ppg). The Trojans finished 9-4 overall, including wins in four of their last five games, and capped the year with a Holiday Bowl win over Nebraska.

In 2014, Sarkisian produced a pair of first-team All-Americans in DE Leonard Williams and WR Nelson Agholor, a sophomore All-American first teamer in S/LB Su'a Cravens, a quartet of Freshman All-American first teamers in CB/WR Adoree' Jackson, who was the Pac-12 Freshman Defensive Player of the Year, along with OL Toa Lobendahn, WR JuJu Smith and OG Viane Talamaivao. Quarterback Cody Kessler had the most efficient passing season in USC history (69.7 completion percentage, 39 passing TDs, five interceptions), Agholor had 104 receptions, which was third-best in USC history, and Allen rushed for 1,489 yards, the most by a Trojan since 2005. USC's offense ranked in the national Top 25 in passing efficiency, passing offense, third down conversions and scoring offense, while the defense was in the nation's Top 20 in turnover margin, red zone defense and third down conversion defense. Six Trojans were drafted by the NFL, including a pair of first rounders in Williams and Agholor, along with four players he coached at Washington, including three in the first round in DT Danny Shelton, CB Marcus Peters and LB Shaq Thompson.

At Washington, Sarkisian inherited a program in 2009

that had won just 12 games during the previous five seasons, including a winless season the year prior. Despite that challenge, he guided the Huskies to bowl games in his last four seasons. His eight victories in 2013 were the most at UW since 2000 and the Huskies finished ranked No. 25 in the Associated Press poll. His overall Washington record was 34-29, and his tenure in Seattle resulted in eight wins over Associated Press Top 25 teams (No. 3 USC, No. 19 California in 2009; No. 18 USC, No. 18 Nebraska and No. 24 Oregon State in 2010; No. 7 Oregon State and No. 8 Stanford in 2012; No. 13 Boise State in 2013).

Among the UW players Sarkisian coached were nine additional NFL draftees, including QB Jake Locker, CB Desmond Trufant, LBs Donald Butler and All-American Mason Foster, DE Daniel Te'o-Nesheim and RB Bishop Sankey, plus All-Pac-12 RB Chris Polk.

Sarkisian arrived at Southern Cal as an assistant in 2001 and took over as the quarterbacks coach in 2002, where he tutored quarterback Carson Palmer to the Heisman Trophy and the No. 1 overall pick in the 2003 NFL Draft. After spending the 2004 season as the quarterbacks coach for the Oakland Raiders, Sarkisian returned to the Trojan staff in February of 2005 as the assistant head coach and quarterbacks coach for four seasons (2005-08). He added the offensive coordinator role to his duties in 2007 and 2008 at USC.

At USC, Sarkisian coached Heisman Trophy-winning quarterbacks in Palmer and Leinart, along with NFL signal-callers Mark Sanchez, John David Booty and Matt Cassel. The Trojans went 23-3 during his tenure as the offensive coordinator.

Prior to his start in coaching as quarterbacks coach at El Camino College in 2000, Sarkisian starred at the quarterback position at the prep, collegiate and pro levels. He spent time with the Saskatchewan Roughriders of the Canadian Football League for three seasons (1997-99) following his collegiate career at BYU.

While with the Cougars from 1995-96, he completed 549-of-824 passes (66.6 percent) for 7,755 yards and 55 touchdowns. His 162.0 career passing efficiency rating was third on the all-time NCAA list when he finished playing. As a senior in 1996, he led the nation in passing efficiency (173.6, the fourth-best mark in NCAA history at the time), leading the Cougars to the WAC championship and a win in the 1997 Cotton Bowl. He was the WAC Offensive Player of the Year in 1996 and earned second team All-America honors.

Sarkisian earned his bachelor's degree in sociology from BYU in 1997 after getting his associate's degree in general studies from El Camino College in 1994.

He is married to the former Loreal Smith, who competed and coached in track and field. He has two daughters, Ashley and Taylor, and a son, Brady.

COACHING STAFF



JEFF BANKS
Asst. HC, ST Coord.
(Tight Ends)



JEFF CHOATE
Co-Defensive Coach.
(Inside Linebackers)



TASHARD CHOICE
Assistant Coach
(Running Backs)



BO DAVIS
Assistant Coach
(Defensive Line)



KYLE FLOOD
Offensive Coordinator
(Offensive Line)



BLAKE GIDEON
Assistant Coach
(Safeties)



TERRY JOSEPH
Assistant Coach
(Def. Pass Game)



PETE KWIATKOWSKI
Defensive Coordinator
(Outside Linebackers)



BRENNAN MARION
Assistant Coach
(Pass Game Coord./WRs)



AJ MILWEE
Assistant Coach
(Quarterbacks)



TORRE BECTON
Director of
Football Performance

2022 NUMERICAL ROSTER

NO	NAME	POS	HT	WT	CL-EX	HOMETOWN (PREVIOUS SCHOOL)	NO	NAME	POS	HT	WT	CL-EX	HOMETOWN (PREVIOUS SCHOOL)
0	DeMarvion Overshown*	LB	6-4	220	Sr.-4L	Arp, Texas (Arp)	40	Ben Armstrong	EDGE	6-3	259	Fr.-HS	Leander, Texas (Rouse)
0	Ja'Tavion Sanders	TE	6-4	242	So.-1L	Denton, Texas (Ryan)	41	Jaylan Ford	LB	6-3	234	Jr.-2L	Frisco, Texas (Lone Star)
1	Hudson Cary	QB	6-2	201	So.-1L	Austin, Texas (Lake Travis)	42	D.J. Harris Jr.	EDGE	6-2	235	Fr.-RS	New Caney, Texas (Flow Caney)
1	Justice Finkley	EDGE	6-2	248	Fr.-HS	Trussville, Ala. (Hewitt-Trussville)	42	Nathan Hatter	TE	6-2	245	Sr.-SQ	Leander, Texas (Glenn)
2	Roschon Johnson	RB	6-2	222	Sr.-3L	Port Arthur, Texas (Port Neches-Groves)	43	Jett Bush	LB	6-2	238	Sr.-3L	Houston, Texas (Strake Jesuit)
3	Quinn Ewers	QB	6-2	207	Fr.-TR	Southlake, Texas (Carroll/Ohio State)	44	Tannahill Love	LB	5-11	230	Jr.-SQ	Fort Worth, Texas (All Saints)
3	Diamondie Tucker-Dorsey*	LB	5-10	219	Sr.-TR	Norfolk, Va. (Lake Taylor/James Madison)	45	Bert Auburn	K	6-0	182	So.-SQ	Flower Mound, Texas (Flower Mound)
4	Austin Jordan	DB	6-0	196	Fr.-HS	Denton, Texas (Ryan)	45	Vernon Broughton	DL	6-4	293	So.-1L	Houston, Texas (Cypress Ridge)
4	Jordan Whittington	WR	6-1	205	Jr.-2L	Cuero, Texas (Cuero)	46	Joshua Egbuna	EDGE	6-3	255	Fr.-HS	Mansfield, Texas (Lake Ridge)
5	D'Shawn Jamison*	DB	5-10	187	Sr.-4L	Houston, Texas (Lamar)	47	Luke Brockermeyer	LB	6-3	224	Sr.-3L	Fort Worth, Texas (All Saints Episcopal)
5	Bijan Robinson	RB	6-0	222	Jr.-2L	Tucson, Ariz. (Salpointe)	47	Charles Feris	K	6-2	214	Fr.-HS	Houston, Texas (Cypress Ranch)
6	Maalik Murphy	QB	6-5	225	Fr.-HS	Inglewood, Calif. (Junipero Serra)	48	Patrick Bayouth	TE	6-4	273	Sr.-SQ	Bellaire, Texas (Houston Episcopal)
6	Ryan Watts	DB	6-3	206	Jr.-TR	Little Elm, Texas (Little Elm/Ohio State)	49	Thatcher Milton	WR	5-10	185	So.-SQ	Cypress, Texas (Cy-Fair)
7	BJ Allen Jr.	DB	6-1	206	Fr.-HS	Aledo, Texas (Aledo)	49	Isaac Pearson	P	6-2	223	Fr.-RS	Newcastle, Australia (University of Newcastle)
7	Keilan Robinson	RB	5-9	185	Jr.-1L	Washington, D.C. (St. John's/Alabama)	50	Michael Flanagan	LB	6-2	229	Fr.-HS	Frisco, Texas (Wakeland)
8	Terrance Brooks	DB	6-0	197	Fr.-HS	Little Elm, Texas (Little Elm)	51	Marshall Landwehr	LB	6-0	223	So.-SQ	Dallas, Texas (Highland Park)
8	Xavier Worthy	WR	6-1	164	So.-1L	Fresno, Calif. (Central East)	52	DJ Campbell	OL	6-3	323	Fr.-HS	Arlington, Texas (Bowie)
9	Jahleel Billingsley	TE	6-4	220	Sr.-TR	Chicago, Ill. (Phillips Academy/Alabama)	52	Chris Hannon	EDGE	6-2	219	Sr.-SQ	Houston, Texas (Second Baptist)
9	Larry Turner-Gooden	DB	6-0	199	Fr.-HS	South Central Los Angeles, Calif. (Bishop Alemany)	53	Aaron Bryant	DL	6-2	307	Fr.-HS	Southaven, Miss. (Southaven)
11	Anthony Cook*	DB	6-1	188	Sr.-4L	Houston, Texas (Lamar)	54	Cole Hutson	OL	6-5	303	Fr.-HS	Frisco, Texas (Frisco)
11	Brenen Thompson	WR	5-10	163	Fr.-HS	Spearman, Texas (Spearman)	55	Winston Smith	LB	6-1	208	Fr.-HS	Houston, Texas (Memorial)
13	Jaden Alexis	WR	6-0	186	Fr.-RS	Pompano Beach, Fla. (Monarch)	56	Cameron Williams	OL	6-5	364	Fr.-HS	Duncanville, Texas (Duncanville)
13	Jaylon Guilbeau	DB	6-0	182	Fr.-HS	Port Arthur, Texas (Memorial)	57	Christian Rizzi	DS	5-11	224	So.-SQ	Metairie, La. (Metairie Park Country Day)
14	X'Avion Brice	DB	6-1	174	Fr.-HS	Arlington, Texas (Seguin)	58	Lance St. Louis	DS	6-0	217	Fr.-HS	Gilbert, Ariz. (Williams Field)
14	Charles Wright	QB	6-1	202	Fr.-RS	Austin, Texas (Austin)	59	Will Pliska	OL	6-5	285	Sr.-TR	Kirkland, Wash. (Lake Washington/Washington)
15	Agiye Hall	WR	6-3	196	So.-TR	Valrico, Fla. (Bloomington/Alabama)	61	Sawyer Goram-Welch	OL	6-4	296	So.-1L	Longview, Texas (Longview)
15	Will Stone	K	6-0	186	Fr.-HS	Austin, Texas (Regents School)	62	Connor Robertson	OL	6-4	307	Fr.-HS	Austin, Texas (Westlake)
16	Ben Ballard	QB	5-11	203	Sr.-1L	Austin, Texas (Hyde Park Baptist)	63	Rick McBroom	OL	6-2	302	Fr.-HS	Fort Worth, Texas (All Saints Episcopal)
16	Tarique Milton	WR	5-10	196	Sr.-TR	Bradenton, Fla. (Manatee/Iowa State)	64	Michael Balis	OL	6-5	275	Sr.-SQ	Plano, Texas (Plano West)
17	Savion Red	WR	5-10	209	Fr.-HS	Grand Prairie, Texas (Grand Prairie)	65	Jake Majors	OL	6-3	314	So.-1L	Prosper, Texas (Prosper)
17	J'Mond Tapp	EDGE	6-3	241	Fr.-HS	Donaldsville, La. (Ascension Catholic)	66	Chad Wolf	OL	6-3	274	Sr.-SQ	Austin, Texas (Lake Travis)
18	Isaiah Neyor	WR	6-3	213	Jr.-TR	Fort Worth, Texas (Arlington Lamar/Wyoming)	67	Malik Agbo	OL	6-4	339	Fr.-HS	Federal Way, Wash. (Beamer)
18	Ovie Oghoufo	EDGE	6-3	239	Sr.-1L	Lathrup Village, Mich. (Harrison/Notre Dame)	69	Andrej Karic	OL	6-5	306	So.-2L	Southlake, Texas (Carroll)
19	Ishmael Ibraheem	DB	6-2	169	Fr.-RS	Dallas, Texas (Kimball)	70	Christian Jones	OL	6-6	328	Sr.-3L	Cypress, Texas (Cypress Woods)
19	Cole Lourd	QB	6-2	220	So.-SQ	Los Angeles, Calif. (Brentwood School)	71	Logan Parr	OL	6-4	314	Fr.-RS	Helotes, Texas (O'Connor)
21	Kitan Crawford	DB	5-11	202	Jr.-2L	Tyler, Texas (John Tyler)	72	Neto Umeozulu	OL	6-4	306	Fr.-HS	Allen, Texas (Allen)
21	Troy Omeire	WR	6-3	213	So.-SQ	Sugar Land, Texas (Fort Bend)	75	Junyon Angilau	OL	6-6	311	Sr.-3L	Salt Lake City, Utah (East)
23	Jahdae Barron	DB	5-11	190	Jr.-2L	Austin, Texas (Connally)	76	Hayden Conner	OL	6-5	324	So.-1L	Katy, Texas (Taylor)
23	Jaydon Blue	RB	6-0	194	Fr.-HS	Houston, Texas (Klein Cain)	78	Kelvin Banks Jr.	OL	6-4	320	Fr.-HS	Humble, Texas (Summer Creek)
24	Jonathon Brooks	RB	6-0	202	Fr.-RS	Hallettsville, Texas (Hallettsville)	79	Max Merrill	OL	6-4	292	Fr.-RS	Houston, Texas (Strake Jesuit)
25	Trevell Johnson	LB	5-11	187	Fr.-HS	Arlington, Texas (Martin)	80	Myles Hill	TE	6-2	207	Fr.-HS	Arlington, Texas (Martin)
25	Joe Tatum	QB	5-11	174	Fr.-HS	Los Angeles, Calif. (Loyola)	81	Juan Davis	TE	6-4	219	So.-1L	Fort Worth, Texas (Everman)
26	Derrick Brown	LB	6-3	202	Fr.-HS	Texarkana, Texas (Texas)	82	Gus Asel	WR	6-1	214	Jr.-SQ	Frisco, Texas (Reedy/Hendrix College)
26	Ky Woods	RB	5-9	171	Fr.-HS	League City, Texas (Clear Springs)	83	Gabe Sulser*	WR	5-9	163	Sr.-TR	Billings, Mont. (Billings Senior/Montana)
27	JD Coffey III	DB	6-0	189	So.-1L	Kennedale, Texas (Kennedale)	84	Reece Beauchamp	WR	6-2	190	Fr.-HS	Austin, Texas (Vandegrift)
27	Colin Page	RB	5-10	214	Fr.-HS	Austin, Texas (Anderson)	85	Gunnar Helm	TE	6-5	251	So.-1L	Englewood, Colo. (Cherry Creek)
28	Jerrin Thompson	DB	6-0	187	Jr.-2L	Lufkin, Texas (Lufkin)	86	Paxton Anderson	WR	6-4	214	Jr.-SQ	Dallas, Texas (Highland Park)
29	Zach Edwards	DS	5-11	212	Sr.-2L	Azle, Texas (Azle/Oklahoma)	86	Zac Swanson	DL	6-4	257	Fr.-HS	Phoenix, Ariz. (Brophy College Prep)
29	Carson Marshall	DB	6-0	189	Fr.-HS	Katy, Texas (Katy)	87	Parker Alford	WR	5-10	176	Sr.-SQ	Dripping Springs, Texas (Dripping Springs)
30	Devin Richardson	LB	6-3	234	Sr.-1L	Klein, Texas (Klein/New Mexico State)	88	Casey Cain	WR	6-3	195	Fr.-RS	New Orleans, La. (Warren Easton)
31	Barron Johnson	DB	6-0	175	So.-1L	Pasadena, Calif. (Muir)	88	Barron Sorrell	EDGE	6-4	256	So.-1L	New Orleans, La. (Holy Cross)
32	Prince Dorbah	EDGE	6-3	232	So.-SQ	Dallas, Texas (Highland Park)	89	Brayden Liebrock	TE	6-4	228	Jr.-1L	Chandler, Ariz. (Chandler)
33	David Gbenda	LB	6-0	229	Jr.-2L	Katy, Texas (Cinco Ranch)	90	Byron Murphy II	DL	6-1	312	So.-1L	DeSoto, Texas (DeSoto)
35	Koby Kidd	LB	6-2	215	Fr.-HS	Weatherford, Texas (Weatherford)	91	Ethan Burke	EDGE	6-6	245	Fr.-HS	Austin, Texas (Westlake)
35	Damier Trejo	P	6-2	195	Sr.-TR	Fort Worth, Texas (Castleberry/Texas Wesleyan)	93	T'Vondre Sweat	DL	6-4	346	Sr.-3L	Huntsville, Texas (Huntsville)
36	Quinn Merritt	WR	6-1	190	Fr.-HS	Los Gatos, Calif. (Los Gatos)	94	Jaray Bledsoe	DL	6-4	260	Fr.-HS	Marlin, Texas (Marlin)
36	Michael Taaffe	DB	6-0	188	So.-SQ	Austin, Texas (Westlake)	95	Alfred Collins	DL	6-5	288	Jr.-2L	Bastrop, Texas (Cedar Creek)
37	Morice Blackwell Jr.	DB	6-1	196	So.-1L	Arlington, Texas (Martin)	96	Gabriel Lozano	K	6-1	179	Sr.-SQ	Austin, Texas (Westlake/Texas Tech)
37	Doak Wilson	DB	6-0	190	Sr.-SQ	Austin, Texas (Westlake)	97	Kristopher Ross	DL	6-2	263	Fr.-HS	Houston, Texas (North Shore)
38	Graham Gillespie	DB	6-0	191	Fr.-HS	Cypress, Texas (Bridgeland)	98	Moro Ojomo	DL	6-3	284	Sr.-3L	Katy, Texas (Katy)
38	Remy Patson	WR	5-9	164	Fr.-HS	Austin, Texas (Regents School)	99	Keondre Coburn	DL	6-2	344	Sr.-3L	Houston, Texas (Westfield)
39	Hamilton McMartin	WR	6-0	184	Fr.-HS	Katy, Texas (Katy)							

PRONUNCIATIONS

Malik Agbo.....AHG-boh	Jaylon Guilbeau.....JAY-lon GILL-boh	DeMarvion Overshown.....deh-MAR-vee-on
Junior Angilau.....ONG-ee-lau	Agiye Hall.....uh-JYE	Savion Red.....SAY-vee-on
Jahdae Barron.....jah-DAY	Ishmael Ibraheem.....ish-MY-el EE-brah-heem	Bijan Robinson.....bee-ZHAHN
Morice Blackwell Jr.....mahr-EECE	Jamier Johnson.....juh-MEER	Keilan Robinson.....KEE-lan
Jaray Bledsoe.....juh-RAY	Roschon Johnson.....ROH-shahn	Ja'Tavion Sanders.....juh-TAY-vee-on
X'Avion Brice.....x-AY-vee-on	Andrej Karic.....AHN-dray CAR-ick	Barron Sorrell.....BAER-in sore-ELL
Vernon Broughton.....BRAWT-un	Brayden Liebrock.....LIE-brock	Gabe Sulser.....SUL-sir
Keondre Coburn.....kee-AHN-dray	Isaiah Neyor.....NAY-or	T'Vondre Sweat.....tuh-VOHN-dray SWET
Kitan Crawford.....KEE-tuhn	Ovie Oghoufo.....OH-vee uh-GO-fu	Michael Taaffe.....TAF
Prince Dorbah.....DORE-bah	Moro Ojomo.....OH-juh-mo	Neto Umeozulu.....NAY-toe you-MOO-zah-low
David Gbenda.....BEND-ah	Troy Omeire.....oh-MEER-ee	Xavier Worthy.....x-ZAY-vee-er

2022 ALPHABETICAL ROSTER

NO	NAME	POS	HT	WT	CL-EX	HOMETOWN (PREVIOUS SCHOOL)	NO	NAME	POS	HT	WT	CL-EX	HOMETOWN (PREVIOUS SCHOOL)
67	Malik Agbo	OL	6-4	339	Fr-RS	Federal Way, Wash. (Beamer)	70	Christian Jones	OL	6-6	333	Sr-3L	Cypress, Texas (Cypress Woods)
13	Jaden Alexis	WR	6-0	186	Fr-RS	Pompano Beach, Fla. (Monarch)	4	Austin Jordan	DB	6-0	196	Fr-3L	Denton, Texas (Ryan)
87	Parker Alford	WR	5-10	176	Sr-SQ	Dripping Springs, Texas (Dripping Springs)	69	Andrej Karic	OL	6-5	306	So-2L	Southlake, Texas (Carroll)
7	BJ Allen Jr.	DB	6-1	206	Fr-HS	Aledo, Texas (Aledo)	35	Koby Kidd	LB	6-2	215	Fr-HS	Weatherford, Texas (Weatherford)
86	Paxton Anderson	WR	6-4	214	Jr-SQ	Dallas, Texas (Highland Park)	51	Marshall Landwehr	LB	6-0	223	So-SQ	Dallas, Texas (Highland Park)
75	Junior Angilau	OL	6-6	311	Sr-3L	Salt Lake City, Utah (East)	89	Brayden Liebrock	TE	6-4	228	Jr-1L	Chandler, Ariz. (Chandler)
40	Ben Armstrong	EDGE	6-3	259	Fr-HS	Leander, Texas (Rouse)	19	Cole Lourd	QB	6-2	220	So-SQ	Los Angeles, Calif. (Brentwood School)
82	Gus Asel	WR	6-1	214	Jr-SQ	Frisco, Texas (Reedy/Hendrix College)	44	Tannahill Love	LB	5-11	230	Jr-SQ	Fort Worth, Texas (All Saints)
45	Bert Auburn	K	6-0	182	So-SQ	Flower Mound, Texas (Flower Mound)	96	Gabriel Lozano	K	6-1	179	Sr-SQ	Austin, Texas (Westlake/Texas Tech)
64	Michael Balis	OL	6-5	275	Sr-SQ	Plano, Texas (Plano West)	65	Jake Majors	OL	6-3	314	So-1L	Prosper, Texas (Prosper)
16	Ben Ballard	QB	5-11	203	Sr-1L	Austin, Texas (Hyde Park Baptist)	29	Carson Marshall	DB	6-0	189	Fr-HS	Katy, Texas (Katy)
78	Kelvin Banks Jr.	OL	6-4	320	Fr-HS	Humble, Texas (Summer Creek)	63	Rick McBroom	OL	6-2	302	Fr-HS	Fort Worth, Texas (All Saints Episcopal)
23	Jahdae Barron	DB	5-11	190	Jr-2L	Austin, Texas (Connally)	39	Hamilton McMartin	WR	6-0	184	Fr-HS	Katy, Texas (Katy)
48	Patrick Bayouth	TE	6-4	273	Sr-SQ	Bellaire, Texas (Houston Episcopal)	79	Max Merrill	OL	6-4	292	Fr-RS	Houston, Texas (Strake Jesuit)
84	Reece Beauchamp	WR	6-2	190	Fr-HS	Austin, Texas (Vandegrift)	36	Quinn Merritt	WR	6-1	190	Fr-HS	Los Gatos, Calif. (Los Gatos)
9	Lukey Billingsley	TE	6-4	220	Sr-TR	Chicago, Ill. (Phillips Academy/Alabama)	71	Colin Page	WR	5-10	196	Sr-TR	Bradenton, Fla. (Manatee/Iowa State)
37	Morice Blackwell Jr.	DB	6-1	196	So-1L	Arlington, Texas (Martin)	49	Thatcher Milton	WR	5-10	185	So-SQ	Cypress, Texas (Cy-Fair)
94	Jaray Bledsoe	DL	6-4	260	Fr-HS	Marlin, Texas (Marlin)	6	Maalik Murphy	QB	6-5	225	Fr-HS	Inglewood, Calif. (Junipero Serra)
23	Jaydon Blue	RB	6-0	194	Fr-HS	Houston, Texas (Klein Cain)	90	Byron Murphy II	DL	6-1	312	So-1L	DeSoto, Texas (DeSoto)
47	Luke Brockermeyer	LB	6-3	224	Sr-3L	Fort Worth, Texas (All Saints Episcopal)	18	Isaiah Neyor	WR	6-3	213	Jr-TR	Fort Worth, Texas (Arlington Lamar/Wyoming)
14	X'Avion Brice	DB	6-1	174	Fr-HS	Arlington, Texas (Seguin)	18	Ovie Oghoufo	EDGE	6-3	239	Sr-1L	Lathrup Village, Mich. (Harrison/Notre Dame)
24	Jonathon Brooks	RB	6-0	202	Fr-RS	Hallettsville, Texas (Hallettsville)	98	Moro Ojomo	DL	6-3	284	Sr-3L	Katy, Texas (Katy)
8	Terrance Brooks	DB	6-0	197	Fr-HS	Little Elm, Texas (Little Elm)	21	Troy Omeire	WR	6-3	213	So-SQ	Sugar Land, Texas (Fort Bend)
45	Vernon Broughton	DL	6-4	293	So-1L	Houston, Texas (Cypress Ridge)	0	DeMarvion Overshown*	LB	6-4	220	Sr-4L	Arp, Texas (Arp)
26	Derrick Brown	LB	6-3	202	Fr-HS	Texarkana, Texas (Texas)	27	Colin Page	RB	5-10	214	Fr-HS	Austin, Texas (Anderson)
53	Aaron Bryant	DL	6-2	307	Fr-HS	Southaven, Miss. (Southaven)	71	Logan Parr	OL	6-4	314	Fr-RS	Helotes, Texas (O'Connor)
91	Ethan Burke	EDGE	6-6	245	Fr-HS	Austin, Texas (Westlake)	38	Remy Patson	WR	5-9	164	Fr-HS	Austin, Texas (Regents School)
43	Jett Bush	LB	6-2	238	Sr-3L	Houston, Texas (Strake Jesuit)	49	Isaac Pearson	P	6-2	223	Fr-RS	Newcastle, Australia (University of Newcastle)
88	Casey Cain	WR	6-3	195	Fr-RS	New Orleans, La. (Warren Easton)	59	Will Pliska	OL	6-5	285	Sr-TR	Kirkland, Wash. (Lake Washington/Washington)
52	DJ Campbell	OL	6-3	323	Fr-HS	Arlington, Texas (Bowie)	17	Savion Red	WR	5-10	209	Fr-HS	Grand Prairie, Texas (Grand Prairie)
1	Hudson Card	QB	6-2	201	So-1L	Austin, Texas (Lake Travis)	30	Devin Richardson	LB	6-3	234	Sr-1L	Klein, Texas (Klein/New Mexico State)
99	Keondre Coburn	DL	6-2	344	Sr-3L	Houston, Texas (Westfield)	57	Christian Rizzi	DS	5-11	224	So-SQ	Metairie, La. (Metairie Park Country Day)
27	JD Coffey III	DB	6-0	189	So-1L	Kennedale, Texas (Kennedale)	62	Connor Robertson	OL	6-4	307	Fr-HS	Austin, Texas (Westlake)
95	Alfred Collins	DL	6-5	291	Jr-2L	Bastrop, Texas (Cedar Creek)	5	Bijan Robinson	RB	6-0	222	Jr-2L	Tucson, Ariz. (Salpointe)
76	Hayden Conner	OL	6-5	324	So-1L	Katy, Texas (Taylor)	7	Keilan Robinson	RB	5-9	185	Jr-1L	Washington, D.C. (St. John's/Alabama)
11	Anthony Cook*	DB	6-1	188	Sr-4L	Houston, Texas (Lamar)	97	Kristopher Ross	DL	6-2	263	Fr-HS	Houston, Texas (North Shore)
21	Kitan Crawford	DB	5-11	202	Jr-2L	Tyler, Texas (John Tyler)	0	Ja'Tavion Sanders	TE	6-4	242	So-1L	Denton, Texas (Ryan)
81	Juan Davis	TE	6-4	219	So-1L	Fort Worth, Texas (Everman)	55	Winston Smith	LB	6-1	208	Fr-HS	Houston, Texas (Memorial)
32	Prince Dorbah	EDGE	6-3	232	So-SQ	Dallas, Texas (Highland Park)	88	Barryn Sorrell	EDGE	6-4	258	So-1L	New Orleans, La. (Holy Cross)
29	Zach Edwards	DS	5-11	212	Sr-2L	Azle, Texas (Azle/Oklahoma)	58	Lance St. Louis	DS	6-0	217	Fr-HS	Gilbert, Ariz. (Williams Field)
46	Joshua Egbuna	EDGE	6-3	255	Fr-HS	Mansfield, Texas (Lake Ridge)	15	Will Stone	K	6-0	186	Fr-HS	Austin, Texas (Regents School)
3	Quinn Ewers	QB	6-2	207	Fr-TR	Southlake, Texas (Carroll/Ohio State)	83	Gabe Sulser*	WR	5-9	163	Sr-TR	Billings, Mont. (Billings Senior/Montana)
47	Charles Feris	K	6-2	214	Fr-HS	Houston, Texas (Cypress Ranch)	86	Zac Swanson	DL	6-4	257	Fr-HS	Phoenix, Ariz. (Brophy College Prep)
1	Justice Finkley	EDGE	6-2	248	Fr-HS	Trussville, Ala. (Hewitt-Trussville)	93	T'Vondre Sweat	DL	6-4	346	Sr-3L	Huntsville, Texas (Huntsville)
50	Michael Flanagan	LB	6-2	229	Fr-HS	Frisco, Texas (Wakeland)	36	Michael Taaffe	DB	6-0	188	So-SQ	Austin, Texas (Westlake)
41	Jaylan Ford	LB	6-3	234	Jr-2L	Frisco, Texas (Lone Star)	17	J'Mond Tapp	EDGE	6-3	241	Fr-HS	Donaldsville, La. (Ascension Catholic)
33	David Gbenda	LB	6-0	229	Jr-2L	Katy, Texas (Cinco Ranch)	25	Joe Tatum	QB	5-11	174	Fr-HS	Los Angeles, Calif. (Loyola)
38	Graham Gillespie	DB	6-0	191	Fr-HS	Cypress, Texas (Bridgeland)	11	Brenen Thompson	WR	5-10	163	Fr-HS	Spearman, Texas (Spearman)
61	Sawyer Goram-Welch	OL	6-4	296	So-1L	Longview, Texas (Longview)	28	Jerrin Thompson	DB	6-0	187	Jr-2L	Lufkin, Texas (Lufkin)
13	Jaylon Guilbeau	DB	6-0	182	Fr-HS	Port Arthur, Texas (Memorial)	35	Daniel Trejo	P	6-2	195	Sr-TR	Fort Worth, Texas (Castleberry/Texas Wesleyan)
15	Agiye Hall	WR	6-3	196	So-TR	Valrico, Fla. (Bloomingdale/Alabama)	3	Diamonte Tucker-Dorsey*	LB	5-10	219	Sr-TR	Norfolk, Va. (Lake Taylor/James Madison)
52	Chris Hannon	EDGE	6-2	219	Sr-SQ	Houston, Texas (Second Baptist)	9	Larry Turner-Gooden	DB	6-0	199	Fr-HS	South Central Los Angeles, Calif. (Bishop Alemany)
42	D.J. Harris Jr.	EDGE	6-2	235	Fr-RS	New Caney, Texas (New Caney)	72	Neto Umeozulu	OL	6-4	306	Fr-HS	Allen, Texas (Allen)
42	Nathan Hatter	TE	6-2	245	Sr-SQ	Leander, Texas (Glenn)	6	Ryan Watts	DB	6-3	206	Jr-TR	Little Elm, Texas (Little Elm/Ohio State)
85	Gunnar Helm	TE	6-5	251	So-1L	Englewood, Colo. (Cherry Creek)	4	Jordan Whittington	WR	6-1	205	Jr-2L	Cuero, Texas (Cuero)
80	Myles Hill	TE	6-2	207	Fr-HS	Arlington, Texas (Martin)	56	Cameron Williams	OL	6-5	364	Fr-HS	Duncanville, Texas (Duncanville)
54	Cole Hutson	OL	6-5	305	Fr-HS	Frisco, Texas (Frisco)	37	Doak Wilson	DB	6-0	190	Sr-SQ	Austin, Texas (Westlake)
19	Ishmael Ibraheem	DB	6-2	169	Fr-RS	Dallas, Texas (Kimball)	66	Chad Wolf	OL	6-3	274	Sr-SQ	Austin, Texas (Lake Travis)
5	D'Shawn Jamison*	DB	5-10	187	Sr-4L	Houston, Texas (Lamar)	26	Ky Woods	RB	5-9	171	Fr-HS	League City, Texas (Clear Springs)
31	Jamier Johnson	DB	6-0	175	So-1L	Pasadena, Calif. (Muir)	8	Xavier Worthy	WR	6-1	164	So-1L	Fresno, Calif. (Central East)
2	Roschon Johnson	RB	6-2	222	Sr-3L	Port Arthur, Texas (Port Neches-Groves)	14	Charles Wright	QB	6-1	202	Fr-RS	Austin, Texas (Austin)
25	Trevell Johnson	LB	5-11	187	Fr-HS	Arlington, Texas (Martin)							

*Super Senior

PRONUNCIATIONS

Malik Agbo.....AHG-boh	Jaylon Guilbeau.....JAY-lon GILL-boh	DeMarvion Overshown.....deh-MAR-vee-on
Junior Angilau.....ONG-ee-lau	Agiye Hall.....uh-JYE	Savion Red.....SAY-vee-on
Jahdae Barron.....jah-DAY	Ishmael Ibraheem.....ish-MY-el EE-brah-heem	Bijan Robinson.....bee-ZAHN
Morice Blackwell Jr.....mahr-EECE	Jamier Johnson.....juh-MEER	Keilan Robinson.....KEE-lan
Jaray Bledsoe.....juh-RAY	Roschon Johnson.....ROH-shahn	Ja'Tavion Sanders.....juh-TAY-vee-on
X'Avion Brice.....x-AY-vee-on	Andrej Karic.....AHN-dray CAR-ick	Barryn Sorrell.....BAER-in sore-ELL
Vernon Broughton.....BRAWT-un	Brayden Liebrock.....LIE-brock	Gabe Sulser.....SUL-sir
Keondre Coburn.....kee-AHN-dray	Isaiah Neyor.....NAY-or	T'Vondre Sweat.....tuh-VOHN-dray SWET
Kitan Crawford.....KEE-tuhn	Ovie Oghoufo.....OH-vee uh-GO-fu	Michael Taaffe.....TAF
Prince Dorbah.....DORE-bah	Moro Ojomo.....OH-juh-mo	Neto Umeozulu.....NAY-toe you-MOO-zah-low
David Gbenda.....BEND-ah	Troy Omeire.....oh-MEER-ee	Xavier Worthy.....x-ZAY-vee-er

THE LAST TIME ... TEXAS

TEAM	LAST TIME	SPAN
Scored 50-59	52-10 • ULM (9/3/2022)	9 games
Scored 60-69	69-31 • at Kansas State (12/5/2020)	23 games
Scored 70+	70-35 • Texas Tech (9/25/2021)	17 games
Scored <10	7-30 • at Iowa State (11/6/2021)	13 games
Scored <7	3-38 • at Notre Dame (9/5/2015)	95 games
Was shutout	0-24 • at Iowa State (10/31/2015)	88 games
Was shutout (home)	0-30 • Houston (11/6/1976)	262 home
Shutout opponent	49-0 • vs. Oklahoma (10/8/2022)	4 games
Shutout opponent (home)	58-0 • Rice (9/18/2021)	10 home
Shutout opponent (road)	23-0 • at Kansas (9/27/2014)	41 road
Shutout opponent (neutral)	49-0 • vs. Oklahoma (10/8/2022)	LAST GAME
Shutout a Big 12 opponent	49-0 • vs. Oklahoma (10/8/2022)	4 games
Shutout by Big 12 opponent	0-24 • at Iowa State (10/31/2015)	66 Big 12
300-399 yards rushing	336 • Texas Tech (9/25/2021)	17 games
400+ yards rushing	428 • Rice (9/18/2021)	19 games
<100 yards rushing	22 • TCU (11/12/2022)	LAST GAME
<0 yds rushing	-7 • vs. Oklahoma (10/07/2000)	305 games
300-399 passing yards	319 • at Oklahoma State (10/22/2022)	2 games
400-499 passing yards	410 • Kansas (11/13/2021)	12 games
500-599 total yards	523 • at Oklahoma State (10/22/2022)	2 games
600+ total yards	639 • Texas Tech (9/18/2021)	18 games
<200 yards total offense	199 • TCU (11/12/2022)	LAST GAME
<100 yards total offense	59 • vs. Arkansas (12/29/2014)	96 games
100-yard rusher & 100-yard receiver	101 rush, Bijan Robinson; 119 rec, Xavier Worthy • West Virginia (10/1/2022)	5 games
30+ first downs	49-0 • vs. Oklahoma (10/8/2022)	4 games
100+ penalty yards	119 • at Oklahoma State (10/31/2022)	2 games
2+ fumbles lost	2 • at Kansas State (11/5/2022)	1 game
Scored a safety	• Rice (9/18/2021)	19 games
Allowed a safety	vs. Oklahoma (12/1/2018)	47 games
Scored a 1-point safety	Texas A&M (11/26/2004)	227 games
Forced turnovers on 3+ consecutive drives	3 (INT, Fumble, Fumble) • vs. Oklahoma (10/10/2020)	28 games
Forced 5+ turnovers	5 (3 INT, 2 FR) • Rice (9/12/2015)	94 games
Committed 5+ turnovers	5 • at West Virginia (11/14/2015)	85 games
4+ interceptions	4 • at West Virginia (10/5/2019)	39 games
Forced 2+ fumbles	3 • at Kansas State (11/5/2022)	1 game
2+ defensive TD's	Oklahoma State (9/26/2015)	89 games
	34-yard fumble return by Hassan Ridgeway, 41-yd interception return by Holton Hill	
Defensive & special teams TD	ULM (9/3/2022)	9 games
	9-yard INT by D'Shawn Jamison, 12-yd blocked punt return by Keilan Robinson	
4 TD's in game	Sam Ehlinger (4 rush) • vs. Oklahoma (10/10/20)	28 games
Player with a passing and receiving touchdown	Xavier Worthy • West Virginia (10/1/22)	5 games

PASSING	LAST TIME	SPAN
300-399 yards	319 by Quinn Ewers • at Oklahoma State (10/22/2022)	2 games
400+ yards	426 by Sam Ehlinger • UTEP (9/12/2020)	30 games
40-49 attempts	49 by Quinn Ewers • at Oklahoma State (10/22/2022)	2 games
50+ attempts	53 by Sam Ehlinger • vs. Oklahoma (10/10/20)	28 games
25+ completions	30 by Sam Ehlinger • vs. Oklahoma (10/10/20)	28 games
3+ touchdowns	3 by Quinn Ewers • Iowa State (10/15/2022)	3 games
4+ touchdowns	4 by Quinn Ewers • vs. Oklahoma (10/8/2022)	4 games
5+ touchdowns	6 by Casey Thompson • Kansas (11/13/2021)	12 games
6+ touchdowns	6 by Casey Thompson • Kansas (11/13/2021)	12 games
Consecutive 4+ TD games	3, 5-5-4 by Sam Ehlinger • vs. UTEP, at Texas Tech, vs. TCU (9/12-10/3/2020)	29 games
Consecutive 5+ TD games	2, 5-5 by Sam Ehlinger • vs. UTEP, at Texas Tech (9/12-9/26/2020)	30 games
Consecutive 300+ yd games	399, 321 by Sam Ehlinger • vs. Kansas, at TCU (10/26/2019)	37 games
50-59 yard completion	52 by Hudson Card to Xavier Worthy • at West Virginia (11/20/2021)	11 games
60-69 yard completion	63 by Casey Thompson to Xavier Worthy • at Baylor (9/25/2021)	14 games
70-79 yard completion	75 by Casey Thompson to Xavier Worthy • vs. Oklahoma (10/9/2021)	16 games
80-89 yard completion	80 by Shane Buechele to Devin Duvernay • at Kansas State (10/22/2016)	76 games
90+ yard completion	90 by Sam Ehlinger to John Burt • Oklahoma State (10/21/2017)	65 games

RUSHING	LAST TIME	SPAN
100-199 yards	140 by Bijan Robinson • at Oklahoma State (10/22/2022)	2 games
200-299 yards	209 by Bijan Robinson • at Kansas State (11/5/2022)	1 game
300-399 yards	341 by D'Onta Foreman • Texas Tech (11/6/2016)	74 games
2 players w/ 100+ yards	127 by Bijan Robinson; 112 by Roschon Johnson • Rice (9/18/2021)	18 games
30+ attempts	30 by Bijan Robinson • at Kansas State (11/5/2022)	1 game
Consecutive 100-yard games	Bijan Robinson • 183 vs. UTSA; 103 at Texas Tech; 101 vs. West Virginia; 130 vs. Oklahoma; 135 vs. Iowa State; 140 at Oklahoma State; 209 at Kansas State (9/17/2022, 9/24/2022, 10/1/2022, 10/8/2022, 10/15/2022, 10/22/2022, 11/5/2022)	1 game
Consecutive 200-yard games	D'Onta Foreman • Baylor & at Texas Tech (2016)	74 games
50-59 yard run	52 by Roschon Johnson • at Oklahoma State (10/22/2022)	2 games
60-69 yard run	68 by Bijan Robinson • at Kansas State (11/5/2022)	1 game
70-79 yard run	78 by Bijan Robinson • UTSA (9/17/2022)	7 games
80-89 yard run	81 by D'Onta Foreman • vs. Oklahoma (10/10/2015)	88 games
90+ yard run	91 by Chris Warren III • Texas Tech (11/26/2015)	81 games
3+ touchdowns	3 by Bijan Robinson • UTSA (9/17/2022)	7 games
4+ touchdowns	4 by Sam Ehlinger • vs. Oklahoma (10/10/20)	27 games
2 players w/ 3+ touchdowns	3 by Bijan Robinson; 3 by Roschon Johnson • at Kansas State (12/5/2020)	22 games
3 players w/ 60+ yard runs	72 by Roschon Johnson; 65 by Keilan Robinson; 62 by Bijan Robinson • Rice (9/18/2021)	18 games
4 players w/ rushing TD	3 by Bijan Robinson, 1 by Roschon Johnson; 1 by Keilan Robinson; 1 by Jonathon Brooks • Rice (9/18/2021)	18 games

RECEIVING	LAST TIME	SPAN
100-199 yards	119 by Xavier Worthy • West Virginia (10/1/2022)	5 games
200+ yards	261 by Xavier Worthy • vs. Oklahoma (10/9/2021)	16 games
2 players w/ 100+ yards	152 by Xavier Worthy; 161 by Marcus Washington • Kansas (11/13/2021)	12 games
10+ receptions	14 by Xavier Worthy • Kansas (11/13/2021)	12 games
15+ receptions	15 by Jordan Shipley • Oklahoma State (10/25/2008)	180 games
Consecutive 100-yard games	D. Duvernay • Kansas, at TCU, K-State, Iowa State (11/9/2019)	35 games
3+ Consecutive 100-yard games	D. Duvernay • Kansas, at TCU, K-State, Iowa State (11/9/2019)	35 games
4+ Consecutive 100-yard games	D. Duvernay • Kansas, at TCU, K-State, Iowa State (11/9/2019)	35 games
50-59 yard reception	52 by Xavier Worthy • at West Virginia (11/20/2021)	11 games
60-69 yard reception	63 by Xavier Worthy • at Baylor (10/30/2021)	15 games
70-79 yard reception	75 by Xavier Worthy • vs. Oklahoma (10/9/2021)	16 games
80-89 yard reception	80 by Devin Duvernay • at Kansas State (10/22/2016)	76 games
90+ yard reception	90 by John Burt • Oklahoma State (10/21/2017)	64 games
3+ touchdowns	3 by Xavier Worthy • Kansas (11/13/2021)	12 games

SPECIAL TEAMS	LAST TIME	SPAN
50-59 yard field goal	50 by Cameron Dicker • at West Virginia (11/20/2021)	11 games
60+ yard field goal	60 by Russell Erxleben • Texas Tech (10/29/1977)	556 games
Made 3+ field goals	4 by Bert Auburn • Alabama (9/10/2022)	8 games
Made 7+ PAT's	7 by Bert Auburn • vs. Oklahoma (10/8/2022)	4 games
Made 9+ PAT's	10 by Cameron Dicker • Texas Tech (9/25/2021)	18 games
60-69 yard punt	61 by Daniel Trejo • Alabama (9/10/2022)	8 games
70+ yard punt	79 by Cameron Dicker • vs. Oklahoma State (10/16/2021)	15 games
Missed PAT	by Cameron Dicker • Kansas State (11/26/2021)	10 games
TD on kickoff return	100 by D'Shawn Jamison • at Oklahoma State (10/31/2020)	26 games
TD on punt return	90 by D'Shawn Jamison • Kansas State (9/29/2018)	54 games
90-99 yard kickoff return	98 by D'Shawn Jamison • at Kansas State (12/5/2020)	23 games
50-69 yard punt return	53 by Brandon Jones • Kansas State (11/9/2019)	36 games
70+ yard punt return	71 by D'Shawn Jamison • vs. Utah (12/31/2019)	22 games
2+ TD on kickoff return	NEVER	
TD on kickoff return to start game	88 by Greg Lott • at Texas Tech (9/24/1966)	671 games
Consecutive games with special teams TD	by Fozzy Whittaker (2011)	141 games
	100 KR vs. Oklahoma & 100 KR Oklahoma State	
Recovered on-side kick	by Malcolm Epps • at Texas Tech (9/26/2020)	30 games
2-point conversion	Sam Ehlinger pass to Cade Brewer • at Oklahoma State (10/31/2020)	26 games
Defensive 2-point conversion	D'Shawn Jamison • Kansas (10/19/2019)	38 games
Blocked PAT	Keondre Coburn • Louisiana (9/4/2021)	21 games
Blocked FG	Kitan Crawford • TCU (11/12/2022)	LAST GAME
Blocked punt	by Morice Blackwell Jr. • at Oklahoma State (10/22/2022)	2 games
2+ Consecutive Games w/ blocked punt	Iowa State; Oklahoma State (10/22/2022)	2 games
TD on blocked FG	46 by Anthony Wheeler • USC (9/15/2018)	56 games
TD on blocked punt	12 yd return by Keilan Robinson • ULM (9/3/2022)	9 games
Safety on a blocked punt	TEAM • Rice (9/18/2021)	18 games

DEFENSE	LAST TIME	SPAN
10-14 tackles	11 by Jahdae Barron; 11 by Barryn Sorrell; 11 by DeMarvin Overhown • TCU (11/12/2022)	LAST GAME
15+ tackles	15 by Jaylan Ford • UTSA (9/17/2022)	7 games
10+ solo tackles	10 by Jaylan Ford • UTSA (9/17/2022)	7 games
4+ tackles for loss	6 by Joseph Ossai • at Oklahoma State (10/31/2020)	26 games
5+ tackles for loss	6 by Joseph Ossai • at Oklahoma State (10/31/2020)	26 games
6+ tackles for loss	6 by Joseph Ossai • at Oklahoma State (10/31/2020)	26 games
3+ sacks	3.0 by Joseph Ossai • at Oklahoma State (10/31/2020)	26 games
4+ sacks	4.5 by Alex Okafor • vs. Oregon State (12/29/2012)	122 games
2+ interceptions	2 by D'Shawn Jamison • at West Virginia (10/5/2019)	40 games
2+ fumble recoveries	2 by John Bonney • at Baylor (10/28/2017)	64 games
TD on interception return	44 by Jahdae Barron • UTSA (9/17/2022)	7 games
TD on fumble return	48 by Jahdae Barron • TCU (11/12/2022)	LAST GAME
Sack, forced fumble and fumble recovery	by Anthony Cook • at TCU (10/2/2021)	17 games
Interception and a fumble recovery	by Jaylan Ford • at Kansas State (11/5/2022)	1 game

THE LAST TIME ... OPPONENTS

TEAM	LAST TIME	SPAN
Scored 50-59.....	56-57 (OT) • Kansas (11/13/2021).....	12 games
Scored 60-69.....	21-63 • vs. Oklahoma (10/13/2012).....	131 games
Scored 70+.....	NEVER.....	NEVER
Scored <10.....	0-49 • vs. Oklahoma (10/8/2022).....	4 games
Scored <7.....	0-49 • vs. Oklahoma (10/8/2022).....	4 games
300+ yards rushing.....	339 • vs. Oklahoma (10/9/2021).....	17 games
<100 yards rushing.....	74 • Iowa State (10/15/2022).....	3 games
300-399 passing yards.....	329 • at Kansas State (11/5/2022).....	1 game
400+ passing yards.....	400 • at Oklahoma State (10/31/2020).....	26 games
<100 passing yards.....	39 • vs. Oklahoma (10/8/2022).....	4 games
500-599 total yards.....	535 • at Oklahoma State (10/22/2022).....	2 games
600+ total yards.....	662 • vs. Oklahoma (10/9/2021).....	16 games
100-199 total yards.....	195 • vs. Oklahoma (10/8/2022).....	4 games
<100 total yards.....	94 • North Texas (8/30/2014).....	110 games
30+ first downs.....	32 • at Oklahoma State (10/22/2022).....	2 games
100+ penalty yards.....	100 • Alabama (9/10/2022).....	8 games
2+ fumbles lost.....	3 • at TCU (10/2/2021).....	17 games
Scored a safety.....	vs. Oklahoma (12/1/2018).....	46 games
4+ interceptions.....	4 • at TCU (10/26/2019).....	37 games
2+ non-offensive TDs.....	40-yard fumble return, 33-yard interception return • TCU (11/27/2014).....	97 games
3 total touchdowns (rush+rec).....	3 rushing by Dominic Richardson • at Oklahoma State (10/22/2022).....	2 games
4+ total touchdowns (rush+rec).....	3 rushing, 1 receiving by Devin Neal • Kansas (11/13/2021).....	12 games

RUSHING	LAST TIME	SPAN
100-199 yards.....	138 by Kendre Miller • TCU (11/12/2022).....	LAST GAME
200-299 yards.....	217 by Kennedy Brooks • vs. Oklahoma (10/9/2021).....	16 games
300+ yards.....	317 by Rashaan Salaam • Colorado (10/1/1994).....	362 games
3+ touchdowns.....	3 by Dominic Richardson • at Oklahoma State (10/22/2022).....	2 games
30+ attempts.....	33 by Leddie Brown • at West Virginia (11/20/2021).....	11 games
50-59 yard run.....	51 by Jaden Nixon • at Oklahoma State (10/22/2022).....	2 games
60-69 yard run.....	66 by Caleb Williams; 65 by Kennedy Brooks • vs. Oklahoma (10/9/2021).....	16 games
70-79 yard run.....	75 by Kendre Miller • TCU (11/12/2022).....	LAST GAME
80+ yard run.....	81 by Jase McClellan • Alabama (9/10/2022).....	8 games


PASSING	LAST TIME	SPAN
300-399 yards.....	329 by Adrian Martinez • at Kansas State (11/5/2022).....	1 game
400+ yards.....	400 by Spencer Sanders • at Oklahoma State (10/31/2020).....	25 games
40-49 attempts.....	48 by JT Daniels • West Virginia (10/1/2022).....	4 games
50+ attempts.....	57 by Spencer Sanders • at Oklahoma State (10/22/2022).....	2 games
25+ completions.....	34 by Spencer Sanders • at Oklahoma State (10/22/2022).....	2 games
3+ touchdowns.....	3 by Jarret Doege • at West Virginia (11/20/2021).....	11 games
4+ touchdowns.....	4 by Spencer Sanders • at Oklahoma State (10/31/2020).....	26 games
5+ touchdowns.....	5 by Alan Bowman • at Texas Tech (9/26/2020).....	30 games
6+ touchdowns.....	6 by Kliff Kingsbury • Texas Tech (11/16/2002).....	257 games
50-59 yard completion.....	54 by Hunter Dekkers • Iowa State (10/15/2022).....	2 games
60-69 yard completion.....	62 by Adrian Martinez • at Kansas State (11/5/2022).....	1 game
70-79 yard completion.....	75 by Brock Purdy • at Iowa State (Nov. 16, 2019).....	35 games
80+ yard completion.....	97 by Sam B. Richardson • Iowa State (10/3/2013).....	116 games

RECEIVING	LAST TIME	SPAN
100-199 yards.....	133 by Bryson Green • at Oklahoma State (10/22/2022).....	2 games
200+ yards.....	222 by Tylan Wallace • vs. Oklahoma State (10/27/2018).....	51 games
2 players w/ 100+ yards.....	150 by K. Carter, 135 by E. Ezukanma • vs. Texas Tech (11/29/2019).....	33 games
3 players w/ 100+ yards.....	163 by J. Jefferson, 147 by J. Chase, 123 by T. Marshall • LSU (9/7/2019).....	43 games
15+ receptions.....	16 by Kevin White • West Virginia (11/8/2014).....	98 games
50-59 yard reception.....	54 by Jaylin Noel • Iowa State (10/15/2022).....	3 games
60-69 yard reception.....	62 by Malik Knowles • at Kansas State (11/5/2022).....	1 game
70-79 yard reception.....	75 by Deshaunte Jones • at Iowa State (Nov. 16, 2019).....	35 games
80+ yard reception.....	97 by Quenton Bundrage • Iowa State (10/3/2013).....	116 games
3+ touchdowns.....	3 by CeeDee Lamb • vs. Oklahoma (10/12/2019).....	39 games

SPECIAL TEAMS	LAST TIME	SPAN
50-59 yard field goal.....	52 by Will Reichard • Alabama (9/10/2022).....	8 games
60+ yard field goal.....	67 by Steve Little • Arkansas (10/15/1977).....	557 games
Made 3+ field goals.....	3 by Trey Wolff • at Texas Tech (9/24/2022).....	6 games
Made 7+ PAT's.....	7 by Jacob Borcila • Kansas (11/13/2021).....	12 games
60-69 yard punt.....	61 by Ty Zenter • at Kansas State (11/5/2022).....	1 game
70+ yard Punt.....	85 by Michael Turk • vs. Oklahoma (10/9/2021).....	16 games
Missed PAT.....	by Ben Grogan • at Oklahoma State (10/1/2016).....	80 games
TD on kickoff return.....	91 by Alex Ross • Kansas State (11/9/2019).....	36 games
TD on punt return.....	73 by Jeff Scott • Ole Miss (9/14/2013).....	120 games
2-point conversion.....	Jared Casey pass from Jalon Daniels • Kansas (11/13/2021).....	12 games
Defensive 2-point conversion.....	at Oklahoma State (10/1/2016).....	81 games
Blocked PAT.....	vs. Oklahoma (12/1/2018).....	46 games
Blocked FG.....	by Will Anderson Jr. • Alabama (9/10/2022).....	8 games
Blocked Punt.....	at Baylor (10/30/2021).....	14 games
TD on blocked FG.....	71 by Antoine Brooks, Jr. • Maryland (9/2/2017).....	71 games
TD on blocked punt.....	6 by Ghaali Muhammad • Wyoming (9/12/2009).....	172 games
TD on fumbled punt.....	0 yd return by Xavier Martin • at Texas Tech (9/26/2020).....	30 games

DEFENSE	LAST TIME	SPAN
10+ tackles.....	11 by Johnny Hodges • TCU (11/12/2022).....	LAST GAME
5+ tackles for loss.....	7 by Ndamukong Suh • vs. Nebraska (12/5/2009).....	161 games
4+ sacks.....	4.5 by Ndamukong Suh • vs. Nebraska (12/5/2009).....	161 games
2+ interceptions.....	2 by Jason Taylor II • at Oklahoma State (10/22/2022).....	2 games
2+ fumble recoveries.....	2 by Ian Campbell • Kansas State (11/11/2006).....	202 games
TD on interception return.....	31 by Jacobee Bryant • Kansas (11/13/2021).....	12 games
TD on fumble return.....	0 by Xavier Martin • at Texas Tech (9/26/2020).....	30 games

2022 BOX SCORES

	GAME ONE
	Sept. 3, 2022 Austin, Texas Attendance: 94,873 TV: LHN
ULM NR/NR	10
TEXAS RV/18	52

Score by Quarters	1	2	3	4	OT	Score
ULM	3	0	0	7	-	10
Texas	14	10	21	7	-	42

Scoring Summary

Qtr	Time	Team	Summary
1st	13:12	UT	K. Robinson 12 yd punt block return (B. Auburn kick) 0-0 0:00, ULM 0 - UT 7
	05:11	ULM	C. Sutherland 25 yd field goal 10-34 4:24, ULM 3 - UT 7
	01:47	UT	J. Sanders 19 yd pass from Q. Ewers (B. Auburn kick) 7-64 3:19, ULM 3 - UT 14
2nd	10:50	UT	R. Johnson 16 yd run (B. Auburn kick) 5-73 1:49, ULM 3 - UT 21
	03:14	UT	B. Auburn 41 yd field goal 7-25 3:10, ULM 3 - UT 24
3rd	13:08	UT	B. Robinson 16 yd pass from Q. Ewers (B. Auburn kick) 6-52 1:46, ULM 3 - UT 31
	09:41	UT	B. Robinson 9 yd run (B. Auburn kick) 5-50 1:26, ULM 3 - UT 38
	07:13	UT	D. Jamison 69 yd interception return (B. Auburn kick) 0-0 0:00, ULM 3 - UT 45
4th	06:24	UT	J. Brooks 19 yd run (B. Auburn kick) 11-62 5:22, ULM 3 - UT 52
	03:39	ULM	Z. Martin 23 yd run (C. Sutherland kick) 5-83 2:36, ULM 10 - UT 52

	ULM	UT
FIRST DOWNS	12	22
RUSHES-YARDS (NET)	41-92	29-134
PASSING YDS (NET)	167	249
Passes Comp-Att-Int	16-23-1	20-29-1
TOTAL OFFENSE PLAYS-YARDS	64-259	58-383
Fumble Returns-Yards	0-0	0-0
Punt Returns-Yards	0-0	5-55
Kickoff Returns-Yards	2-41	2-30
Interception Returns-Yards	1-0	1-69
Punts (Number-Avg)	8-35.6	3-31.7
Fumbles-Lost	0-0	0-0
Penalties-Yards	7-63	5-25
Possession Time	35:26	24:34
Third-Down Conversions	6 of 16	5 of 13
Fourth-Down Conversions	0 of 1	3 of 3
Red-Zone Scores-Chances	1-1	6-7
Sacks By: Number-Yards	3-20	3-24


RUSHING: ULM-Martin, Zach 4-39; Jackson, Malik 9-19; Henry, Andrew 10-17; Rogers, Chandler 12-8; Phillips, Isaiah 1-3; Wright, Jiya 1-3; Galloway, Bennett 3-3; Norman, Charles 1-0. Texas-Robinson, Bijan 10-71; Johnson, Roschon 5-34; Brooks, Jonathon 6-32; Robinson, Keilan 1-7; Worthy, Xavier 1-7; Blue, Jaydon 3-3; Ewers, Quinn 1-(-9); Card, Hudson 2-(-11).

PASSING: ULM-Rogers, Chandler 14-19-1-108; Hable, Garrett 2-4-0-59. Texas-Ewers, Quinn 16-24-1-225; Card, Hudson 4-5-0-24.

RECEIVING: ULM-Frett, Jevin 4-61; Knight, Boogie 4-26; Lloyd Jr., Fred 1-24; Wiley, Dariyan 1-23; Norman, Charles 1-13; Green, Rylan 1-12; Howell, Tyrone 2-8; Mortimer, Bugs 1-(-3). Texas-Sanders, Ja'Tavion 6-85; Cain, Casey 1-43; Robinson, Bijan 4-30; Whittington, Jordan 3-26; Worthy, Xavier 2-24; Sulser, Gabe 2-10; Omeire, Troy 1-9; Helm, Gunnar 1-7; Red, Savion 1-5.

INTERCEPTIONS: ULM-Driggers, Trsitran 1-0. Texas-Jamison, D'Shawn 1-69.

FUMBLES: ULM-None. Texas-None.

	GAME TWO
	Sept. 10, 2022 Austin, Texas Attendance: 105,213 TV: FOX
ALABAMA 1/1	20
TEXAS RV/22	19

Score by Quarters	1	2	3	4	OT	Score
Alabama	10	0	0	10	-	20
Texas	3	7	3	6	-	19

Scoring Summary

Qtr	Time	Team	Summary
1st	08:47	ALA	W. Reichard 52 yd field goal 11-57 6:07, ALA 3 - UT 0
	02:51	UT	B. Auburn 26 yd field goal 14-67 5:56, ALA 3 - UT 3
	02:34	ALA	J. McClellan 81 yd run (W. Reichard kick) 1-81 0:13, ALA 10 - UT 3
2nd	14:55	UT	B. Robinson 10 yd run (B. Auburn kick) 6-75 2:39, ALA 10 - UT 10
3rd	06:27	UT	B. Auburn 33 yd field goal 6-24 3:12, ALA 10 - UT 13
4th	12:55	UT	B. Auburn 24 yd field goal 12-65 5:47, ALA 10 - UT 16
	08:29	ALA	J. Gibbs 7 yd pass from B. Young (W. Reichard kick) 11-75 1:26, ALA 17 - UT 16
	01:39	UT	B. Auburn 49 yd field goal 8-44 2:26, ALA 17 - UT 19
	00:10	ALA	W. Reichard 33 yd field goal 9-61 1:19, ALA 20 - UT 19

	ALA	UT
FIRST DOWNS	16	25
RUSHES-YARDS (NET)	24-161	33-79
PASSING YDS (NET)	213	292
Passes Comp-Att-Int	27-39-0	23-34-0
TOTAL OFFENSE PLAYS-YARDS	63-374	67-371
Fumble Returns-Yards	0-0	0-0
Punt Returns-Yards	2-(-3)	3-10
Kickoff Returns-Yards	2-36	2-39
Interception Returns-Yards	0-0	0-0
Punts (Number-Avg)	6-41.5	5-46.4
Fumbles-Lost	0-0	0-0
Penalties-Yards	15-100	5-30
Possession Time	29:16	30:44
Third-Down Conversions	5 of 15	3 of 12
Fourth-Down Conversions	1 of 2	0 of 0
Red-Zone Scores-Chances	2-2	4-5
Sacks By: Number-Yards	3-28	2-15


RUSHING: Alabama-McClellan, Jase 6-97; Young, Bryce 7-38; Gibbs, Jahmyr 9-22; Williams, Roydell 2-4. Texas-Robinson, Bijan 21-57; Johnson, Roschon 5-16; Card, Hudson 6-8; Robinson, Keilan 1-(-2).

PASSING: Alabama-Young, Bryce 27-39-0-213. Texas-Card, Hudson 14-22-0-158; Ewers, Quinn 9-12-0-134.

RECEIVING: Alabama-Gibbs, Jahmyr 9-74; Holden, Traeshon 4-39; Brooks, Ja'Corey 3-33; Latu, Cameron 4-28; Prentice, Kobe 4-27; Burton, Jermaine 2-10; McClellan, Jase 1-2. Texas-Worthy, Xavier 5-97; Robinson, Bijan 3-73; Whittington, Jordan 7-64; Cain, Casey 1-29; Johnson, Roschon 3-20; Robinson, Keilan 1-5; Sanders, Ja'Tavion 3-4.

INTERCEPTIONS: Alabama-None. Texas-None.

FUMBLES: Alabama-None. Texas-None.

	GAME THREE
	Sept. 17, 2022 Austin, Texas Attendance: 102,520 TV: LHN
UTSA NR/NR	20
TEXAS 21/20	41

Score by Quarters	1	2	3	4	OT	Score
UTSA	3	14	3	0	-	10
Texas	0	17	14	10	-	42

Scoring Summary

Qtr	Time	Team	Summary
1st	03:28	UTSA	J. Sackett 24 yd field goal 20-74 8:27, UTSA 3 - UT 0
2nd	14:03	UT	R. Johnson 11 yd pass from H. Card (B. Auburn kick) 10-34 4:24, UTSA 3 - UT 7
	10:07	UTSA	B. Brady 2 yd run (J. Sackett kick) 10-65 3:56, UTSA 10 - UT 7
	09:36	UTSA	Z. Franklin 35 yd pass from B. Brady (J. Sackett kick) 2-52 0:31, UTSA 17 - UT 7
	05:20	UT	B. Robinson 3 yd run (B. Auburn kick) 11-67 4:08, UTSA 17 - UT 14
	00:12	UT	B. Auburn 44 yd field goal 11-62 2:03, UTSA 17 - UT 17
3rd	11:56	UT	B. Robinson 78 yd run (B. Auburn kick) 2-80 0:40, UTSA 17 - UT 24
	03:21	UTSA	J. Sackett 30 yd field goal 13-74 5:38, UTSA 20 - UT 24
	00:18	UT	J. Barron 44 yd interception return (B. Auburn kick) 0-0 0:00, UTSA 20 - UT 31
4th	09:36	UT	B. Robinson 41 yd run (B. Auburn kick) 4-71 2:10, UTSA 20 - UT 38
	04:59	UT	B. Auburn 26 yd field goal 7-48 3:21, UTSA 20 - UT 41

	UTSA	UT
FIRST DOWNS	29	21
RUSHES-YARDS (NET)	44-139	36-298
PASSING YDS (NET)	269	161
Passes Comp-Att-Int	26-40-1	15-23-0
TOTAL OFFENSE PLAYS-YARDS	84-408	59-459
Fumble Returns-Yards	0-0	0-0
Punt Returns-Yards	0-0	5-55
Kickoff Returns-Yards	2-30	1-26
Interception Returns-Yards	0-0	1-44
Punts (Number-Avg)	4-43.0	3-45.3
Fumbles-Lost	2-0	0-0
Penalties-Yards	10-45	9-88
Possession Time	36:07	23:39
Third-Down Conversions	9 of 17	4 of 11
Fourth-Down Conversions	0 of 2	1 of 1
Red-Zone Scores-Chances	3-4	3-3
Sacks By: Number-Yards	0-0	1-7

RUSHING: UTSA-Brady, Brenden 21-70; Harris, Frank 10-38; Marburger, Eddie Lee 3-12; Edwards, Tye 4-11; Barnes, Kevorian 3-8; Cardenas, Oscar 1-2; TEAM 1-(-1); Williams, Julon 1-(-1). Texas-Robinson, Bijan 20-183; Johnson, Roschon 11-81; Card, Judson 2-35; Robinson, Keilan 2-0; TEAM 1-(-1).


PASSING: UTSA-Harris, Frank 24-35-1; Marburger, Eddie Lee 1-4-0; Brady, Brenden 1-1-0. Texas-Card, Hudson 15-23-0.

RECEIVING: UTSA-Cephus, Joshua 7-80; Franklin, Zakhari 6-84; Clark, De'Corian 5-40; Cardenas, Oscar 3-22; Dishman, Dan 2-22; Brady, Brenden 2-15; Barnes, Kevorian 1-0. Texas-Whittington, Jordan 4-56; Worthy, Xavier 4-41; Johnson, Roschon 3-30; Robinson, Bijan 1-19; Robinson, Keilan 1-10; Cain, Casey 1-7; Sanders, Ja'Tavion 1-5.

INTERCEPTIONS: UTSA-None. Texas-Barron, Jahdae 1-44.

FUMBLES: UTSA-None. Texas-None.

2022 BOX SCORES

	GAME FOUR	
	Sept. 24, 2022 Lubbock, Texas Attendance: 60,975 TV: ESPN	
TEXAS 22/19	34	
TEXAS TECH NR/NR	37	

Score by Quarters	1	2	3	4	OT	Score
Texas	10	14	7	3	0	34
Texas Tech	7	7	10	10	3	37

Scoring Summary

Qtr	Time	Team	Summary
1st	13:36	UT	K. Robinson 35 yd pass from H. Card (B. Auburn kick) 3-62 1:24, UT 7 - TTU 0
	05:41	TTU	D. Smith 4 yd run (T. Wolff kick) 18-75 7:55, UT 7 - TTU 7
	01:52	UT	B. Auburn 40 yd field goal 10-43 3:49, UT 10 - TTU 7
2nd	12:06	TTU	T. Brooks 17 yd pass from D. Smith (T. Wolff kick) 13-83 4:46, UT 10 - TTU 14
	06:07	UT	X. Worthy 39 yd pass from H. Card (B. Auburn kick) 6-69 2:49, UT 17 - TTU 14
	00:24	UT	B. Robinson 8 yd run (B. Auburn kick) 8-75 4:11, UT 24 - TTU 14
3rd	08:16	TTU	T. Wolff 27 yd field goal 15-59 4:32, UT 24 - TTU 17
	04:27	UT	B. Robinson 40 yd run (B. Auburn kick) 8-75 3:49, UT 31 - TTU 17
	01:55	TTU	S. Thompson 1 yd run (T. Wolff kick) 10-75 2:32, UT 31 - TTU 28
4th	07:54	TTU	B. Cupp 19 yd pass from D. Smith (T. Wolff kick) 5-30 1:29, UT 31 - TTU 31
	00:21	TTU	T. Wolff 45 yd field goal 11-56 2:53, UT 31 - TTU 34
	00:00	UT	B. Auburn 48 yd field goal 4-46 0:21, UT 34 - TTU 34
OT1	00:00	UT	T. Wolff 20 yd field goal 5-23 0:00, UT 34 - TTU 37

	UT	TTU
FIRST DOWNS	20	31
RUSHES-YARDS (NET)	30-151	44-148
PASSING YDS (NET)	277	331
Passes Comp-Att-Int	20-30-1	38-56-0
TOTAL OFFENSE PLAYS-YARDS	60-428	100-479
Fumble Returns-Yards	0-0	1-0
Punt Returns-Yards	1-7	1-20
Kickoff Returns-Yards	1-30	3-66
Interception Returns-Yards	0-0	1-25
Punts (Number-Avg)	3-43.3	2-42.5
Fumbles-Lost	1-1	2-0
Penalties-Yards	5-41	5-31
Possession Time	24:06	34:02
Third-Down Conversions	3 of 9	7 of 20
Fourth-Down Conversions	1 of 2	6 of 8
Red-Zone Scores-Chances	2-2	6-7
Sacks By: Number-Yards	2-3	1-6


RUSHING: Texas-Robinson, Bijan 16-103; Card, Hudson 3-24; Johnson, Roschon 3-24; Robinson, Keilan 2-9. Texas Tech-Thompson, SaRodoric 17-70; Smith, Donovan 15-42; Brooks, Tahj 12-36.

PASSING: Texas-Card, Hudson 20-30-1-277. Texas Tech-Smith, Donovan 38-56-0-331.

RECEIVING: Texas-Sanders, Ja'Tavion 5-40; Whittington, Jordan 4-53; Worthy, Xavier 3-50; Johnson, Roschon 2-23; Robinson, Keilan 1-35; Milton, Tarique 1-28; Robinson, Bijan 1-22; Cain, Casey 1-14; Hall, Agiye 1-7; Helm, Gunnar 1-5. Texas Tech-Price Myles 13-98; Cupp, Baylor 4-65; Sparkman, J.J. 4-35; Brooks, Tahj 4-21; Martinez, Nehemiah 3-14; Bradley, Jerand 2-26; Boyd, Brady 2-20; White, Xavier 2-11; Thompson, SaRodoric 2-(-7); Cleveland, Trey 1-35; Tharp, Mason 1-13.

INTERCEPTIONS: Texas-None. Texas Tech-Pearson, Reggie 1-25.

FUMBLES: Texas-Robinson, Bijan 1-1. Texas Tech-Price, Myles 1-0; Smith, Donovan 1-0.

	GAME FIVE	
	Oct. 1, 2022 Austin, Texas Attendance: 100,740 TV: FS1	
WEST VIRGINIA NR/NR	20	
TEXAS NR/RV	38	

Score by Quarters	1	2	3	4	OT	Score
West Virginia	0	7	0	13	-	20
Texas	14	14	7	3	-	38

Scoring Summary

Qtr	Time	Team	Summary
1st	06:08	UT	X. Worthy 15 yd pass from H. Card (B. Auburn kick) 7-60 3:08, WVU 0 - UT 7
	00:34	UT	J. Sanders 33 yd pass from X. Worthy (B. Auburn kick) 6-74 2:22, WVU 0 - UT 14
2nd	12:54	UT	B. Robinson 1 yd run (B. Auburn kick) 6-71 2:14, WVU 0 - UT 21
	04:22	UT	J. Sanders 13 yd pass from H. Card (B. Auburn kick) 6-87 3:13, WVU 0 - UT 28
	00:13	WVU	K. Parther 8 yd pass from J. Daniels (C. Legg kick) 13-83 4:04, WVU 7 - UT 28
3rd	13:03	UT	X. Worthy 44 yd pass from H. Card (B. Auburn kick) 5-70 1:51, WVU 7 - UT 35
4th	14:56	WVU	T. Mathis 1 yd run (C. Legg kick) 18-65 7:31, WVU 14 - TTU 35
	10:22	UT	B. Auburn 45 yd field goal 10-48 4:34, WVU 14 - UT 38
	04:31	WVU	J. Johnson Jr. 4 yd run (K. Parther pass from J. Daniels failed) 14-75 5:51, WVU 20 - UT 38

	WVU	UT
FIRST DOWNS	22	25
RUSHES-YARDS (NET)	30-61	32-110
PASSING YDS (NET)	253	336
Passes Comp-Att-Int	29-48-0	22-28-0
TOTAL OFFENSE PLAYS-YARDS	78-314	60-446
Fumble Returns-Yards	0-0	0-0
Punt Returns-Yards	1-0	0-0
Kickoff Returns-Yards	2-34	2-26
Interception Returns-Yards	0-0	0-0
Punts (Number-Avg)	4-40.0	2-36.5
Fumbles-Lost	0-0	0-0
Penalties-Yards	4-48	7-65
Possession Time	32:10	27:50
Third-Down Conversions	9 of 18	5 of 9
Fourth-Down Conversions	3 of 5	0 of 0
Red-Zone Scores-Chances	3-3	3-4
Sacks By: Number-Yards	2-17	3-18


RUSHING: WVU-Johnson Jr., Justin 10-42; Mathis, Tiny 12-24; Donaldson, CJ 4-9; Daniels, JT 4-(-14). Texas-Robinson, Bijan 21-101; Johnson, Roschon 6-20; TEAM 1-(-1); Card, Hudson 4-(-10).

PASSING: WVU-Daniels, JT 29-48-0-253. Texas-Card, Hudson 21-27-0-303; Worthy, Xavier 1-1-0-33.

RECEIVING: WVU-Ford-Wheaton, Bryce 8-93; Prather, Kaden 8-40; James, Sam 7-86; Smith, Reese 3-21; Mathis, Tiny 1-6; Donaldson, CJ 1-4; Johnson Jr., Justin 1-3. Texas-Worthy, Xavier 7-119; Sanders, Ja'Tavion 5-78; Whittington, Jordan 3-58; Robinson, Keilan 3-26; Robinson, Bijan 2-34; Johnson, Roschon 2-21.

INTERCEPTIONS: WVU-None. Texas-None.

FUMBLES: WVU-None. Texas-None.

	GAME SIX	
	Oct. 8, 2022 Dallas, Texas Attendance: 91,200 TV: ABC	
TEXAS NR/RV	49	
OKLAHOMA RV/RV	0	

Score by Quarters	1	2	3	4	OT	Score
Texas	7	21	14	7	-	49
Oklahoma	0	0	0	0	-	0

Scoring Summary

Qtr	Time	Team	Summary
1st	06:48	UT	B. Robinson 2 yd run (B. Auburn kick) 12-90 4:31, UT 7 - OU 0
2nd	12:40	UT	X. Worthy 10 yd pass from Q. Ewers (B. Auburn kick) 8-92 3:03, UT 14 - OU 0
	07:31	UT	K. Robinson 15 yd pass from Q. Ewers (B. Auburn kick) 9-80 3:10, UT 21 - OU 0
	00:18	UT	J. Sanders 24 yd pass from Q. Ewers (B. Auburn kick) 9-79 2:48, UT 28 - OU 0
3rd	05:01	UT	B. Robinson 11 yd run (B. Auburn kick) 7-76 3:07, UT 35 - OU 0
	01:57	UT	J. Sanders 18 yd pass from Q. Ewers (B. Auburn kick) 6-47 2:07, UT 42 - OU 0
4th	12:11	UT	J. Brooks 18 yd run (B. Auburn kick) 5-54 2:37, UT 49 - OU 0

	UT	OU
FIRST DOWNS	36	11
RUSHES-YARDS (NET)	50-296	42-156
PASSING YDS (NET)	289	39
Passes Comp-Att-Int	21-31-1	9-17-2
TOTAL OFFENSE PLAYS-YARDS	81-585	59-195
Fumble Returns-Yards	0-0	0-0
Punt Returns-Yards	2-11	0-0
Kickoff Returns-Yards	0-0	2-33
Interception Returns-Yards	2-6	1-20
Punts (Number-Avg)	3-40.7	8-42.0
Fumbles-Lost	0-0	0-0
Penalties-Yards	2-10	3-36
Possession Time	32:59	27:01
Third-Down Conversions	10 of 15	3 of 15
Fourth-Down Conversions	0 of 0	2 of 4
Red-Zone Scores-Chances	6-7	0-2
Sacks By: Number-Yards	3-17	0-0

RUSHING: Texas-Robinson, Bijan 22-130; Johnson, Roschon 9-57; Brooks, Jonathon 7-39; Robinson, Keilan 4-32; Ewers, Quinn 2-17; Blue, Jaydon 5-14; Worthy, Xavier 1-7. Oklahoma-Farooq, Jalil 5-60; Gray, Eric 11-59; Barnes, Jovantae 7-24; Willis, Brayden 7-18; Major, Marcus 5-11; Stopps, Drake 2-5; Beville, Davis 5-(-21).


PASSING: Texas-Ewers, Quinn 21-31-1-289. Oklahoma-Beville, Davis 6-12-1-38; Gray, Eric 1-2-1-0; Turk, Michael 1-1-0-3; Major, Marcus 1-1-0-(-2); Ecers, Nick 0-1-0-0.

RECEIVING: Texas-Whittington, Jordan 5-97; Sanders, Ja'Tavion 5-71; Worthy, Xavier 3-29; Johnson, Roschon 2-36; Robinson, Keilan 2-28; Robinson, Bijan 2-15; Helm, Gunnar 2-13. Oklahoma-Willis, Brayden 2-25; Barnes, Jovantae 2-7; Stopps, Drake 2-6; Schmidt, Zach 1-3; Farooq, Jalil 1-0; Mims, Marvin 1-(-2).

INTERCEPTIONS: Texas-Barron, Jahdae 1-6; Jamison, D'Shawn 1-0. Oklahoma-Coldon, C.J. 1-20.

FUMBLES: Texas-None. Oklahoma-None.

2022 BOX SCORES

	GAME SEVEN Oct. 15, 2022 Austin, Texas Attendance: 100,072 TV: ABC
	IOWA STATE NR/NR 21
TEXAS 22/24	24

Score by Quarters	1	2	3	4	OT	Score
Iowa State	7	0	7	7	-	21
Texas	0	14	3	7	-	24

Scoring Summary

Qtr	Time	Team	Summary
1st	08:47	ISU	J. Noel 5 yd pass from H. Dekkers (J. Gilbert kick) 11-84 5:28, ISU 7 - UT 0
2nd	02:51	UT	X. Worthy 15 yd pass from Q. Ewers (B. Auburn kick) 9-80 3:20, ISU 7 - UT 7
	02:34	UT	J. Whittington 15 yd pass from Q. Ewers (B. Auburn kick) 9-80 3:28, ISU 7 - UT 14
3rd	14:55	UT	B. Auburn 31 yd field goal 13-75 4:43, ISU 7 - UT 17
	06:27	ISU	J. Noel 54 yd pass from H. Dekkers (J. Gilbert kick) 2-62 0:37, ISU 14 - UT 17
4th	12:55	ISU	H. Dekkers 11 yd run (J. Gilbert kick) 13-73 5:39, ISU 21 - UT 17
	08:29	UT	X. Worthy 3 yd pass from Q. Ewers (B. Auburn kick) 11-75 6:15, ISU 21 - UT 24

	ISU	UT
FIRST DOWNS	20	23
RUSHES-YARDS (NET)	28-74	43-191
PASSING YDS (NET)	329	172
Passes Comp-Att-Int	25-36-1	17-26-0
TOTAL OFFENSE PLAYS-YARDS	64-403	69-363
Fumble Returns-Yards	0-0	1-0
Punt Returns-Yards	0-0	1-7
Kickoff Returns-Yards	2-29	3-52
Interception Returns-Yards	0-0	1-0
Punts (Number-Avg)	3-27.3	3-35.7
Fumbles-Lost	1-1	1-0
Penalties-Yards	6-40	4-30
Possession Time	28:43	31:17
Third-Down Conversions	9 of 15	6 of 13
Fourth-Down Conversions	1 of 1	1 of 2
Red-Zone Scores-Chances	2-3	4-4
Sacks By: Number-Yards	0-0	3-3

RUSHING: Iowa State-Dekkers, Hunter 8-30; Silas, Deon 10-25; Cartevius Norton 6-15; Brock, Jirehl 2-4; Sanders, Eli 2-3. Texas-Robinson, Bijan 28-135; Johnson, Roschon 11-71; TEAM 2-(-2); Ewers, Quinn 2-(-13).

PASSING: Iowa State-Dekkers, Hunter 25-36-1-329. Texas-Ewers, Quinn 17-26-0-172.

RECEIVING: Iowa State-Hutchinson, Xavier 10-154; Noel, Jaylin 6-94; Stanley, Dimitri 5-44; Hanika, DeShawn 3-34; Brock, Jirehl 1-3. Texas-Worthy, Xavier 8-72; Robinson, Bijan 4-36; Sanders, Ja'Tavion 3-37; Whittington, Jordan 2-27.

INTERCEPTIONS: Iowa State-None. Texas-Ford, Jaylan 1-0.

FUMBLES: Iowa State-Deckers, Hunter 1-1. Texas-Ewers, Quinn 1-1.

	GAME EIGHT Oct. 22, 2022 Stillwater, Okla. Attendance: 55,509 TV: ABC
	TEXAS 20/21 34
OKLAHOMA STATE 11/11	41

Score by Quarters	1	2	3	4	OT	Score
Texas	14	17	3	0	-	34
Oklahoma State	10	14	3	14	-	41

Scoring Summary

Qtr	Time	Team	Summary
1st	13:21	OSU	T. Brown 48 yd field goal 4-2 0:51, UT 0 - OSU 3
	12:01	UT	B. Robinson 42 yd run (B. Auburn kick) 4-71 1:14, UT 7 - OSU 3
	09:39	OSU	D. Richardson 4 yd run (T. Brown kick) 6-75 2:22, UT 7 - OSU 10
	04:21	UT	X. Worthy 12 yd pass from Q. Ewers (B. Auburn kick) 4-52 1:51, UT 14 - OSU 10
2nd	13:28	UT	B. Robinson 41 yd pass from Q. Ewers (B. Auburn kick) 2-42 0:38, UT 21 - OSU 10
	11:16	OSU	D. Richardson 1 yd run (T. Brown kick) 8-75 2:12, UT 21 - OSU 17
	08:04	UT	B. Auburn 37 yd field goal 7-40 3:02, UT 24 - OSU 17
	03:43	UT	R. Johnson 52 yd run (B. Auburn kick) 7-80 1:32, UT 31 - OSU 17
	02:41	OSU	D. Richardson 2 yd run (T. Brown kick) 3-85 0:57, UT 31 - OSU 24
3rd	02:10	UT	B. Auburn 37 yd field goal 4-5 1:07, UT 34 - OSU 24
	00:29	OSU	T. Brown 40 yd field goal 7-52 1:41, UT 34 - OSU 27
4th	09:54	OSU	B. Presley 10 yd pass from S. Sanders (T. Brown kick) 12-66 4:54, UT 34 - OSU 34
	03:09	OSU	B. Green 41 yd pass from S. Sanders (T. Brown kick) 6-72 2:07, UT 34 - OSU 41

	UT	OSU
FIRST DOWNS	21	32
RUSHES-YARDS (NET)	32-204	40-142
PASSING YDS (NET)	319	393
Passes Comp-Att-Int	19-49-3	35-58-1
TOTAL OFFENSE PLAYS-YARDS	81-523	98-535
Fumble Returns-Yards	0-0	0-0
Punt Returns-Yards	4-52	2-0
Kickoff Returns-Yards	4-109	3-61
Interception Returns-Yards	1-0	3-24
Punts (Number-Avg)	8-42.1	9-37.6
Fumbles-Lost	2-0	2-1
Penalties-Yards	14-119	0-0
Possession Time	27:00	33:00
Third-Down Conversions	3 of 17	8 of 19
Fourth-Down Conversions	0 of 2	0 of 0
Red-Zone Scores-Chances	3-3	4-5
Sacks By: Number-Yards	2-13	1-1


RUSHING: Texas-Robinson, Bijan 24-140; Johnson, Roschon 5-73; Robinson, Keilan 1-(-1); Quinn Ewers 1-(-1); TEAM 1-(-7). Oklahoma State-Nixon, Jaden 8-64; Sanders, Spencer 11-43; Richardson, Dominic 13-24; Gordon, Ollie 4-13; Middleton, Zach 1-2; Presley, Braylin 1-2; TEAM 1-(-1); Green, Bryson 1-(-5).

PASSING: Texas-Ewers, Quinn 19-49-3-319. Oklahoma State-Sanders, Spencer 34-57-1-391; Nixon, Jaden 1-1-0-2.

RECEIVING: Texas-Sanders, Ja'Tavion 6-76; Worthy, Xavier 4-78; Billingsley, Jahleel 2-33; Johnson, Roschon 2-5; Robinson, Bijan 1-41; Thompson, Brenen 1-33; Whittington, Jordan 1-23; Robinson, Keilan 1-19; Milton, Tarique 1-12. Oklahoma State-Richarson, John Paul 7-63; Johnson Jr., Stephon 6-90; Presley, Brennan 6-60; Green, Bryson 5-133; Richardson, Dominic 4-6; Nixon, Jaden 3-6; Gordon, Ollie 2-28; Presley, Braylin 1-5; Sanders, Spencer 1-2.

INTERCEPTIONS: Texas-Watts, Ryan 1-0. Oklahoma State-Taylor II, Jason 2-16; Daniels, Kendal 1-8.

FUMBLES: Texas-TEAM 2-0. Oklahoma State-Presley, Brennan 1-1; Richardson, Dominic 1-0.

	GAME NINE Nov. 5, 2022 Manhattan, Kan. Attendance: 51,216 TV: FS1
	TEXAS 24/RV/RV 34
KANSAS STATE 13/13/14	27

Score by Quarters	1	2	3	4	OT	Score
Texas	14	17	0	3	-	34
Kansas State	7	3	7	10	-	27

Scoring Summary

Qtr	Time	Team	Summary
1st	11:30	UT	B. Robinson 36 yd run (B. Auburn kick) 8-75 2:30, UT 7 - KSU 0
	08:41	KSU	D. Vaughn 28 yd pass from A. Martinez (T. Zentner kick) 7-65 3:42, UT 7 - KSU 7
	05:20	UT	R. Johnson 9 yd run (B. Auburn kick) 8-75 3:21, UT 14 - KSU 7
2nd	13:40	KSU	T. Zentner 2 yd field goal 16-84 6:33, UT 14 - KSU 10
	10:24	UT	X. Worthy 22 yd pass from Q. Ewers (B. Auburn kick) 8-75 3:16, UT 21 - KSU 10
	01:35	UT	B. Auburn 28 yd field goal 7-74 2:02, UT 24 - KSU 10
	00:13	UT	X. Worthy 13 yd pass from Q. Ewers (B. Auburn kick) 7-27 0:54, UT 31 - KSU 10
3rd	08:37	KSU	A. Martinez 1 yd run (T. Zentner kick) 4-24 1:57, UT 31 - KSU 17
4th	14:54	KSU	K. Warner 25 yd pass from A. Martinez (T. Zentner kick) 4-71 1:03, UT 31 - KSU 24
	10:29	UT	B. Auburn 37 yd field goal 11-64 4:25, UT 34 - KSU 24
	04:26	KSU	T. Zentner 28 yd field goal 13-65 6:03, UT 34 - KSU 27

	UT	KSU
FIRST DOWNS	22	25
RUSHES-YARDS (NET)	40-269	35-139
PASSING YDS (NET)	197	329
Passes Comp-Att-Int	18-31-0	24-36-1
TOTAL OFFENSE PLAYS-YARDS	71-466	71-468
Fumble Returns-Yards	0-0	0-0
Punt Returns-Yards	0-0	1-7
Kickoff Returns-Yards	0-0	5-78
Interception Returns-Yards	1-18	0-0
Punts (Number-Avg)	3-43.0	3-53.7
Fumbles-Lost	2-2	3-1
Penalties-Yards	7-49	9-85
Possession Time	27:27	32:22
Third-Down Conversions	8 of 15	5 of 12
Fourth-Down Conversions	0 of 1	1 of 2
Red-Zone Scores-Chances	5-5	3-4
Sacks By: Number-Yards	2-12	0-0

RUSHING: Texas-Robinson, Bijan 30-209; Johnson, Roschon 7-62; Ewers, Quinn 1-0; Robinson, Keilan 1-(-1); TEAM 1-(-1). Kansas State-Vaughn, Deuce 19-73; Martinez, Adrian 14-52; Giddens, DJ 2-14.


PASSING: Texas-Ewers, Quinn 18-31-0-197. Kansas State-Martinez, Adrian 24-36-1-329.

RECEIVING: Texas-Sanders, Ja'Tavion 5-54; Worthy, Xavier 4-42; Robinson, Bijan 2-34; Whittington, Jordan 2-22; Robinson, Keilan 2-20; Red, Savion 2-20; Billingsley, Jahleel 1-5. Kansas State-Vaughn, Deuce 7-86; Warner, Kade 5-52; Knowles, Malik 3-93; Sinnott, Ben 3-44; Phillip, Brooks 3-37; Garcia II, RJ 2-9; Wheeler, Sammy 1-8.

INTERCEPTIONS: Texas-Ford, Jaylan 1-18. Kansas State-None.

FUMBLES: Texas-Johnson, Roschon 1-1; Worthy, Xavier 1-1. Kansas State-Knowles, Malik 1-0; Martinez, Adrian 2-1.

2022 BOX SCORES

	GAME 10	
	Nov. 12, 2022 Austin, Texas Attendance: 104,203 TV: ABC	
TCU 4/4/4	17	
TEXAS 18/18/18	10	

Score by Quarters	1	2	3	4	OT	Score
TCU	0	3	7	7	-	17
Texas	0	0	3	7	-	10

Scoring Summary

Qtr	Time	Team	Summary
2nd	01:20	TCU	G. Kell 34 yd field goal 14-47 6:45, TCU 3- UT 0
3rd	05:08	TCU	K. Miller 75 yd run (G. Kell) 4-93 1:50, TCU 10 - UT 0
	00:58	UT	B. Auburn 22 yd field goal 12-71 4:10, TCU 10 - UT 3
4th	12:36	TCU	Q. Johnson 31 yd pass from M. Duggan (G. Kell) 9-80 3:18, TCU 17 - UT 3
	04:25	UT	J. Barron 48 yd fumble return (B. Auburn kick) 0-0 0:21, TCU 17 - UT 10

	TCU	UT
FIRST DOWNS	20	14
RUSHES-YARDS (NET)	44-159	22-28
PASSING YDS (NET)	124	171
Passes Comp-Att-Int	19-29-0	17-39-1
TOTAL OFFENSE PLAYS-YARDS	73-283	61-199
Fumble Returns-Yards	0-0	1-48
Punt Returns-Yards	3-10	0-0
Kickoff Returns-Yards	2-20	2-73
Interception Returns-Yards	1-20	0-0
Punts (Number-Avg)	7-36.4	7-41.0
Fumbles-Lost	1-1	0-0
Penalties-Yards	5-49	7-74
Possession Time	37:22	22:38
Third-Down Conversions	7 of 18	1 of 13
Fourth-Down Conversions	0 of 0	1 of 4
Red-Zone Scores-Chances	1-2	1-2
Sacks By: Number-Yards	2-13	5-38


RUSHING: TCU-Miller, Kendre 21-138; Demercado, Emari 11-65; TEAM 1-(-1); Barber, Tye 1-(-2); Duggan, Max 10-(-41). Texas-Robinson, Bijan 12-29; Johnson, Roschon 5-14; Ewers, Quinn 5-(-15).


PASSING: TCU-Duggan, Max 19-29-0-124. Texas-Ewers, Quinn 17-39-1-171.

RECEIVING: TCU-Davis, Derius 4-(-6); Johnston, Quentin 3-66; Barber, Tye 3-9; Demercado, Emari 2-6; Miller, Kendre 1-10; Wiley, Jared 1-10; Battle, Trent 1-9; Hudson, Jordan 1-8; Spivey, Geor'quarius 1-6; Williams, Savion 1-5; Duggan, Max 1-1. Texas-Sanders, Ja'Tavion 7-61; Whittington, Jordan 6-78; Worthy, Xavier 4-32.

INTERCEPTIONS: TCU-Tomlinson-Hodges, Tre-Vius 1-20. Texas-None

FUMBLES: TCU-Duggan, Max 1-1. Texas-None.

	GAME 11	
	Nov. 19, 2022 Lawrence, Kan. Attendance: TBD TV: FS1	
TEXAS RV/RV	-	
KANSAS NR/NR	-	

	GAME 12	
	Nov. 25, 2022 Austin, Texas Attendance: TBD TV: ABC/ESPN	
BAYLOR -/-	-	
TEXAS -/-	-	

SELECT PLAYERS GAME-BY-GAME STATISTICS

O DEMARVION OVERSHOWN

LB | 6-4 | 220 | SR-4L
ARP, TEXAS | ARP

CAREER HIGHS

Tackles..... 13, vs. Louisiana (2021)
Solo tackles..... 8, at TCU (2021)
Tackles for loss..... 2.0, four times, last vs. ULM (2022)
Sacks..... 1.0, four times, last vs. Oklahoma (2021)
Interceptions..... 1, twice, last vs. Oklahoma (2020)
Pass breakups..... 2, twice, last at Baylor (2021)
Forced fumbles..... 1, three times, last vs. West Virginia (2020)
Fumbles recovered..... 1, twice, last vs. Oklahoma (2021)
Blocked kicks..... 1 (punt), vs. Oklahoma (2021)

CAREER TOTALS

Games with 5-plus tackles..... 25, last vs. TCU (2022)
Games with 8-plus tackles..... 13, last vs. TCU (2022)
Games with 10-plus tackles..... 5, last vs. TCU (2022)

OVERSHOWN'S 2018 GAME-BY-GAME DEFENSIVE STATS

Date	Opponent	TKL(Solo)	TFL	Sacks	Int	PBU	FF	FR	Blk
Sept. 1	at Maryland								
Sept. 8	Tulsa								
Sept. 15	USC								
Sept. 22	TCU								
Sept. 29	at Kansas State	0 (0)	0	0	0	0	0	0	0
Oct. 6	vs. Oklahoma	1 (0)	0	0	0	0	0	0	0
Oct. 13	Baylor	0 (0)	0	0	0	0	0	0	0
Oct. 27	at Oklahoma State	0 (0)	0	0	0	0	0	0	0
Nov. 3	West Virginia	0 (0)	0	0	0	0	0	0	0
Nov. 10	at Texas Tech								
Nov. 17	Iowa State	0 (0)	0	0	0	0	0	0	0
Nov. 23	at Kansas	0 (0)	0	0	0	0	0	0	0
Dec. 1	vs. Oklahoma &	0 (0)	0	0	0	0	0	0	0
Jan. 1	vs. Georgia!	0 (0)	0	0	0	0	0	0	0

OVERSHOWN'S 2019 GAME-BY-GAME DEFENSIVE STATS

Date	Opponent	TKL(Solo)	TFL	Sacks	Int	PBU	FF	FR	Blk
Aug. 31	Louisiana Tech	1 (1)	1.0	1.0	1	0	0	0	0
Sept. 7	LSU	0 (0)	0	0	0	0	0	0	0
Sept. 14	at Rice								
Sept. 21	Oklahoma State								
Oct. 5	at West Virginia								
Oct. 12	vs. Oklahoma	0 (0)	0	0	0	0	0	0	0
Oct. 19	Kansas	5 (5)	2.0	1.0	0	1	0	0	0
Oct. 26	at TCU								
Nov. 9	Kansas State								
Nov. 16	at Iowa State	3 (3)	2.0	0	0	0	0	0	0
Nov. 23	at Baylor	5 (4)	1.0	0	0	1	1	0	0
Nov. 29	Texas Tech	4 (4)	1.0	0	0	1	0	0	0
Dec. 31	vs. Utah*	0 (0)	0	0	0	0	0	0	0

OVERSHOWN'S 2020 GAME-BY-GAME DEFENSIVE STATS

Date	Opponent	TKL(Solo)	TFL	Sacks	Int	PBU	FF	FR	Blk
Sept. 12	UTEP	4 (1)	2.0	0	0	0	0	0	0
Sept. 26	at Texas Tech	2 (2)	1.0	0	0	2	0	0	0
Oct. 3	TCU	7 (2)	0	0	0	1	0	0	0
Oct. 10	vs. Oklahoma	11 (3)	0.5	0	1	0	0	0	0
Oct. 24	Baylor	5 (2)	0	0	0	1	0	0	0
Oct. 31	at Oklahoma State	5 (4)	1.0	0	0	1	1	0	0
Nov. 7	West Virginia	8 (5)	2.0	1.0	0	1	1	0	0
Nov. 27	Iowa State	8 (5)	1.0	0	0	1	0	0	0
Dec. 5	at Kansas State	4 (4)	0	0	0	0	0	0	0
Dec. 12	at Kansas								
Dec. 29	vs. Colorado#	6 (4)	0.5	0	1	0	0	1	0

OVERSHOWN'S 2021 GAME-BY-GAME DEFENSIVE STATS

Date	Opponent	TKL(Solo)	TFL	Sacks	Int	PBU	FF	FR	Blk
Sept. 4	Louisiana	13 (4)	0.5	0.5	0	0	0	0	0
Sept. 11	at Arkansas	8 (5)	1.0	0	0	0	0	0	0
Sept. 18	Rice	4 (2)	0	0	0	0	0	0	0
Sept. 25	Texas Tech	9 (3)	0.5	0	0	0	0	0	0
Oct. 2	at TCU	10 (8)	0	0	0	0	0	1	0
Oct. 9	vs. Oklahoma	8 (5)	2.0	1.0	0	0	0	1	1
Oct. 16	Oklahoma State	4 (1)	0	0	0	0	0	0	0
Oct. 30	at Baylor	5 (2)	0.5	0	0	2	0	0	0
Nov. 6	at Iowa State	4 (2)	0.5	0	0	0	0	0	0
Nov. 13	Kansas	7 (5)	0.5	0.5	0	0	0	0	0
Nov. 20	at West Virginia	2 (0)	0	0	0	0	0	0	0
Nov. 26	Kansas State								

OVERSHOWN'S 2022 GAME-BY-GAME DEFENSIVE STATS

Date	Opponent	TKL(Solo)	TFL	Sacks	Int	PBU	FF	FR	Blk
Sept. 3	ULM	8 (2)	2.0	0.0	0	0	0	0	0
Sept. 10	Alabama	5 (5)	0.0	0.0	0	0	0	0	0
Sept. 17	UTSA	10 (4)	0.5	0.0	0	1	0	0	0
Sept. 24	at Texas Tech	7 (5)	1.0	1.0	0	0	0	0	0
Oct. 1	West Virginia	8 (2)	0.5	0.5	0	0	0	0	0
Oct. 8	vs. Oklahoma	6 (2)	0.0	0.0	0	1	0	0	0
Oct. 15	Iowa State	6 (3)	0.0	0.0	0	0	0	0	0
Oct. 22	at Oklahoma St.	8 (4)	2.0	1.0	0	1	0	0	0
Nov. 5	at Kansas State	9 (7)	1.5	0.0	0	0	0	0	0
Nov. 12	TCU	11 (2)	0.5	0.5	0	0	0	0	0
Nov. 19	at Kansas								
Nov. 25	Baylor								

OVERSHOWN'S CAREER DEFENSIVE STATS

Year	G	TKL	Solo	TFL-Yds	Sack-Yds	Int	PBU	FF	FR	Blk
2018	9	1	0	0-0	0-0-0	0	0	0	0	0
2019	8	18	17	7.0-26	2.0-13	1	3	1	0	0
2020	10	60	32	8.0-26	1.0-9	2	7	2	1	0
2021	11	74	38	5.5-19	2.0-14	0	2	0	2	1
2022	10	78	40	8.0-24	3.0-11	0	3	0	0	0
Career	48	231	127	28.5-95	8.0-47	3	15	3	3	1

O JA'TAVION SANDERS

TE | 6-4 | 242 | SO-1L
DENTON, TEXAS | RYAN

CAREER HIGHS

Receptions..... 7, twice, vs. TCU (2022)
Receiving Yards..... 85, ULM (2022)
Receiving TDs..... 2, twice, last vs. Oklahoma (2022)
Long Reception..... 33, West Virginia (2022)

CAREER TOTALS

100-yard receiving games..... None
Multiple receiving TD games..... 2, last vs. Oklahoma (2022)

SANDERS' 2021 GAME-BY-GAME RECEIVING STATS

Date	Opponent	No.	Yds	TD	Long
Sept. 4	Louisiana	0	0	0	0
Sept. 11	at Arkansas	0	0	0	0
Sept. 18	Rice	0	0	0	0
Sept. 25	Texas Tech	0	0	0	0
Oct. 2	at TCU	0	0	0	0
Oct. 9	vs. Oklahoma	0	0	0	0
Oct. 16	Oklahoma State	0	0	0	0
Oct. 30	at Baylor	0	0	0	0
Nov. 6	at Iowa State	0	0	0	0
Nov. 13	Kansas	0	0	0	0
Nov. 20	at West Virginia	0	0	0	0
Nov. 26	Kansas State	0	0	0	0

SANDERS' 2022 GAME-BY-GAME RECEIVING STATS

Date	Opponent	No.	Yds	TD	Long
Sept. 3	ULM	6	85	1	25
Sept. 10	Alabama	3	4	0	8
Sept. 17	UTSA	1	5	0	5
Sept. 24	at Texas Tech	5	40	0	10
Oct. 1	West Virginia	5	78	2	33
Oct. 8	vs. Oklahoma	5	71	2	24
Oct. 15	Iowa State	3	37	0	18
Oct. 22	at Oklahoma State	6	76	0	21
Nov. 5	at Kansas State	8	54	0	18
Nov. 12	TCU	7	61	0	24
Nov. 19	at Kansas				
Nov. 25	Baylor				

SANDERS' CAREER RECEIVING STATS

Year	G	Rec	Yds	TD	Lg	Rec/G	Avg/C	Avg/G
2021	12	0	0	0	0	-	-	-
2022	10	46	511	5	33	4.6	11.1	51.1
Career	22	46	511	5	33	2.1	11.1	23.2

SELECT PLAYERS GAME-BY-GAME STATISTICS

1 HUDSON CARD

QB | 6-2 | 201 | SO-1L
AUSTIN, TEXAS | LAKE TRAVIS

CAREER HIGHS

Completions.....	21, West Virginia (2022)
Attempts.....	30, at Texas Tech (2022)
Passing Yards.....	303, West Virginia (2022)
Passing TDs.....	3, West Virginia (2022)
Long Pass.....	52, at West Virginia (2021)
Carries.....	6, twice, last vs. Alabama (2022)
Rushing Yards.....	35, UTSA (2022)
Rushing TDs.....	1, Louisiana (2021)
Long Rush.....	32, UTSA (2022)
Total Offense.....	301, at Texas Tech (2022)
Total TDs.....	3, Louisiana (2021)

CAREER TOTALS

200-yard passing games.....	3, last vs. West Virginia (2022)
300-yard passing games.....	1, West Virginia (2022)
Multiple pass TD games.....	2, last at Texas Tech (2022)
70-yard rushing games.....	None
Games with pass and rush TD.....	1, vs. Louisiana (2021)
Record as a starter.....	3-2 (.600)

CARD'S 2020 GAME-BY-GAME PASSING STATS

Date	Opponent	Comp	Att	INT	Yds	TD	Long	Sack
Sept. 12	UTEP	0	1	0	0	0	0	0
Sept. 26	at Texas Tech				DNP			
Oct. 3	TCU				DNP			
Oct. 10	vs. Oklahoma				DNP			
Oct. 24	Baylor				DNP			
Oct. 31	at Oklahoma State				DNP			
Nov. 7	West Virginia				DNP			
Nov. 27	Iowa State				DNP			
Dec. 5	at Kansas State				DNP			
Dec. 12	at Kansas				Canceled			
Dec. 29	vs. Colorado#	1	2	0	5	0	5	0

CARD'S 2020 GAME-BY-GAME RUSHING STATS

Date	Opponent	Att	Yds	TD	Long	Avg
Sept. 12	UTEP	2	8	0	7	4.0
Sept. 26	at Texas Tech				DNP	
Oct. 3	TCU				DNP	
Oct. 10	vs. Oklahoma				DNP	
Oct. 24	Baylor				DNP	
Oct. 31	at Oklahoma State				DNP	
Nov. 7	West Virginia				DNP	
Nov. 27	Iowa State				DNP	
Dec. 5	at Kansas State				DNP	
Dec. 12	at Kansas				Canceled	
Dec. 29	vs. Colorado#	2	3	0	2	1.5

CARD'S 2021 GAME-BY-GAME PASSING STATS

Date	Opponent	Comp	Att	INT	Yds	TD	Long	Sack
Sept. 4	Louisiana	14	21	0	224	2	41	3
Sept. 11	at Arkansas	8	15	0	61	0	25	3
Sept. 18	Rice	2	3	0	29	0	22	0
Sept. 25	Texas Tech	0	0	0	0	0	0	0
Oct. 2	at TCU				DNP			
Oct. 9	vs. Oklahoma				DNP			
Oct. 16	Oklahoma State	0	0	0	0	0	0	0
Oct. 30	at Baylor				DNP			
Nov. 6	at Iowa State	14	23	0	101	1	24	4
Nov. 13	Kansas	3	5	1	52	1	33	1
Nov. 20	at West Virginia	10	16	0	123	1	52	0
Nov. 26	Kansas State				DNP			

CARD'S 2021 GAME-BY-GAME RUSHING STATS

Date	Opponent	Att	Yds	TD	Long	Avg
Sept. 4	Louisiana	6	-1	1	6	-1.0
Sept. 11	at Arkansas	8	14	0	8	1.8
Sept. 18	Rice	1	2	0	2	2.0
Sept. 25	Texas Tech	1	13	0	13	13.0
Oct. 2	at TCU				DNP	
Oct. 9	vs. Oklahoma				DNP	
Oct. 16	Oklahoma State	0	0	0	0	0
Oct. 30	at Baylor				DNP	
Nov. 6	at Iowa State	7	-25	0	3	-3.6
Nov. 13	Kansas	1	-4	0	0	-4.0
Nov. 20	at West Virginia	2	18	0	13	9.0
Nov. 26	Kansas State				DNP	

CARD'S 2022 GAME-BY-GAME PASSING STATS

Date	Opponent	Comp	Att	INT	Yds	TD	Long	Sack
Sept. 3	ULM	4	5	0	24	0	9	2
Sept. 10	Alabama	14	22	0	158	0	42	3
Sept. 17	UTSA	15	23	0	161	1	26	0
Sept. 24	at Texas Tech	20	30	1	277	2	39	1
Oct. 1	West Virginia	21	27	0	303	3	45	2
Oct. 8	vs. Oklahoma	0	0	0	0	0	0	0
Oct. 15	Iowa State	0	0	0	0	0	0	0
Oct. 22	at Oklahoma State	0	0	0	0	0	0	0
Nov. 5	at Kansas State	0	0	0	0	0	0	0
Nov. 12	TCU	0	0	0	0	0	0	0
Nov. 19	at Kansas							
Nov. 25	Baylor							

CARD'S 2022 GAME-BY-GAME RUSHING STATS

Date	Opponent	Att	Yds	TD	Long	Avg
Sept. 3	ULM	2	-11	0	0	0.0
Sept. 10	Alabama	6	8	0	20	0.8
Sept. 17	UTSA	2	35	0	32	17.5
Sept. 24	at Texas Tech	3	24	0	22	8.0
Oct. 1	West Virginia	4	17	0	17	-2.5
Oct. 8	vs. Oklahoma	0	0	0	0	0.0
Oct. 15	Iowa State	0	0	0	0	0.0
Oct. 22	at Oklahoma State	0	0	0	0	0.0
Nov. 5	at Kansas State	0	0	0	0	0.0
Nov. 12	TCU	0	0	0	0	0.0
Nov. 19	at Kansas					
Nov. 25	Baylor					

CARD'S CAREER PASSING STATS

Year	G	Comp	Att	Int	Yds	TD	Lg	Pct	Avg/P	Avg/G	Effic
2020	2	1	3	0	5	0	5	33.3	5.0	2.5	47.33
2021	8	51	83	1	590	5	52	61.4	11.6	73.8	138.6
2022	10	74	107	1	923	6	45	69.2	12.5	92.3	158.3
Career20	126	193	2	1518	11	52	65.3	7.9	75.9	148.1	

CARD'S CAREER RUSHING STATS

Year	G	Att	Yds	TD	Lg	Avg/C	Avg/G
2020	2	4	11	0	7	2.8	5.5
2021	8	26	17	1	13	0.7	2.1
2022	10	17	46	0	32	2.7	5.1
Career	20	47	74	1	32	1.6	3.7

2 ROSCHON JOHNSON

RB | 6-2 | 222 | SR-3L
PORT ARTHUR, TEXAS | PORT NECHES-GROVES

CAREER HIGHS

Attempts.....	31, Kansas State (2021)
Rushing Yards.....	179, Kansas State (2021)
Rushing TDs.....	3, twice, last at Kansas State (2020)
Long Rush.....	72, Rice (2021)
Receptions.....	4, vs. Oklahoma (2019)
Receiving Yards.....	30, at Rice (2019)
Receiving TDs.....	1, three times, last vs. UTSA (2022)
Long Reception.....	38, vs. Oklahoma (2022)
All-Purpose Yards.....	189, Kansas State (2021)

CAREER TOTALS

100-yard rushing games.....	5, last vs. Kansas State (2021)
Multiple rush TD games.....	3, last vs. Texas Tech (2021)

JOHNSON'S 2019 GAME-BY-GAME RUSHING STATS

Date	Opponent	Att	Yds	TD	Long	Avg
Aug. 31	Louisiana Tech	7	26	0	8	3.7
Sept. 7	LSU	7	32	0	7	4.6
Sept. 14	at Rice	11	59	0	13	5.4
Sept. 21	Oklahoma State	9	30	1	14	3.3
Oct. 5	at West Virginia	21	121	0	17	5.8
Oct. 12	vs. Oklahoma	8	95	1	57	11.9
Oct. 19	Kansas	11	46	1	14	4.2
Oct. 26	at TCU	5	9	1	3	1.8
Nov. 9	Kansas State	5	37	0	20	7.4
Nov. 16	at Iowa State	5	18	0	5	3.0
Nov. 23	at Baylor	4	22	0	10	5.5
Nov. 29	Texas Tech	23	105	3	16	4.6
Dec. 31	vs. Utah*	6	49	0	29	8.2

JOHNSON'S 2019 GAME-BY-GAME RECEIVING STATS

Date	Opponent	No.	Yds	TD	Long
Aug. 31	Louisiana Tech	2	14	0	13
Sept. 7	LSU	3	17	0	7
Sept. 14	at Rice	3	30	1	25
Sept. 21	Oklahoma State	1	15	0	15
Oct. 5	at West Virginia	1	10	0	10
Oct. 12	vs. Oklahoma	4	23	0	11
Oct. 19	Kansas	0	0	0	0
Oct. 26	at TCU	1	5	0	5
Nov. 9	Kansas State	1	7	0	7
Nov. 16	at Iowa State	2	17	0	12
Nov. 23	at Baylor	3	16	0	6
Nov. 29	Texas Tech	2	4	0	5
Dec. 31	vs. Utah*	0	0	0	0

JOHNSON'S 2020 GAME-BY-GAME RUSHING STATS

Date	Opponent	Att	Yds	TD	Long	Avg
Sept. 12	UTEP	8	38	1	9	4.8
Sept. 26	at Texas Tech	16	44	1	12	2.8
Oct. 3	TCU	5	63	0	40	12.6
Oct. 10	vs. Oklahoma	3	-3	0	0	-1.0
Oct. 24	Baylor	1	1	0	1	1.0
Oct. 31	at Oklahoma State	9	49	0	29	5.4
Nov. 7	West Virginia	10	29	0	8	2.9
Nov. 27	Iowa State	4	26	0	11	6.5
Dec. 5	at Kansas State	14	139	3	43	9.9
Dec. 12	at Kansas				Canceled	
Dec. 29	vs. Colorado#	10	32	1	21	3.2

JOHNSON'S 2020 GAME-BY-GAME RECEIVING STATS

Date	Opponent	No.	Yds	TD	Long
Sept. 12	UTEP	0	0	0	0
Sept. 26	at Texas Tech	0	0	0	0
Oct. 3	TCU	1	7	1	7
Oct. 10	vs. Oklahoma	0	0	0	0
Oct. 24	Baylor	1	7	0	7
Oct. 31	at Oklahoma State	0	0	0	0
Nov. 7	West Virginia	3	14	0	8
Nov. 27	Iowa State	2	22	0	13
Dec. 5	at Kansas State	0	0	0	0
Dec. 12	at Kansas				Canceled
Dec. 29	vs. Colorado#	1	1	0	1

SELECT PLAYERS GAME-BY-GAME STATISTICS

JOHNSON'S 2021 GAME-BY-GAME RUSHING STATS

Date	Opponent	Att	Yds	TD	Long	Avg
Sept. 4	Louisiana	8	27	0	6	3.4
Sept. 11	at Arkansas	1	3	0	3	3.0
Sept. 18	Rice	3	112	1	72	37.3
Sept. 25	Texas Tech	13	64	2	11	4.9
Oct. 2	at TCU	7	22	0	6	3.1
Oct. 9	vs. Oklahoma	0	0	0	0	0
Oct. 16	Oklahoma State	2	6	0	3	3.0
Oct. 30	at Baylor	5	23	0	6	4.6
Nov. 6	at Iowa State	5	19	0	7	3.8
Nov. 13	Kansas	6	37	0	14	6.2
Nov. 20	at West Virginia	15	77	1	19	5.1
Nov. 26	Kansas State	31	179	1	24	5.8

JOHNSON'S 2021 GAME-BY-GAME RECEIVING STATS

Date	Opponent	No.	Yds	TD	Long
Sept. 4	Louisiana	2	22	0	14
Sept. 11	at Arkansas	2	15	0	9
Sept. 18	Rice	0	0	0	0
Sept. 25	Texas Tech	0	0	0	0
Oct. 2	at TCU	1	8	0	8
Oct. 9	vs. Oklahoma	0	0	0	0
Oct. 16	Oklahoma State	1	5	0	5
Oct. 30	at Baylor	0	0	0	0
Nov. 6	at Iowa State	0	0	0	0
Nov. 13	Kansas	3	19	0	10
Nov. 20	at West Virginia	1	4	0	4
Nov. 26	Kansas State	1	10	0	10

JOHNSON'S 2022 GAME-BY-GAME RUSHING STATS

Date	Opponent	Att	Yds	TD	Long	Avg
Sept. 3	ULM	5	34	1	16	6.8
Sept. 10	Alabama	6	16	0	6	3.2
Sept. 17	UTSA	11	81	0	32	7.4
Sept. 24	at Texas Tech	9	15	0	8	1.7
Oct. 1	West Virginia	6	20	0	8	3.3
Oct. 8	vs. Oklahoma	9	57	0	17	6.3
Oct. 15	Iowa State	11	71	0	16	6.5
Oct. 22	at Oklahoma State	5	73	1	52	14.6
Nov. 5	at Kansas State	7	62	1	37	8.9
Nov. 12	TCU	5	14	0	9	2.8
Nov. 19	at Kansas					
Nov. 25	Baylor					

JOHNSON'S 2022 GAME-BY-GAME RECEIVING STATS

Date	Opponent	No.	Yds	TD	Long
Sept. 3	ULM	0	0	0	0
Sept. 10	Alabama	3	20	0	11
Sept. 17	UTSA	3	23	1	19
Sept. 24	at Texas Tech	2	23	0	23
Oct. 1	West Virginia	2	21	0	15
Oct. 8	vs. Oklahoma	2	36	0	38
Oct. 15	Iowa State	0	0	0	0
Oct. 22	at Oklahoma State	2	5	0	5
Nov. 5	at Kansas State	0	0	0	0
Nov. 12	TCU	0	0	0	0
Nov. 19	at Kansas				
Nov. 25	Baylor				

JOHNSON'S CAREER RUSHING STATS

Year	G	Att	Yds	TD	Lg	Avg/C	Avg/G
2019	13	123	649	7	57	5.3	49.9
2020	10	80	418	6	43	5.2	41.8
2021	12	96	569	5	72	5.9	47.4
2022	10	73	443	3	52	6.1	44.3
Career	44	372	2,079	21	72	5.6	46.2

JOHNSON'S CAREER RECEIVING STATS

Year	G	Rec	Yds	TD	Rec/G	Avg/C	Avg/G
2019	13	23	158	1	25	1.8	6.9
2020	10	8	51	1	13	0.8	6.4
2021	12	11	83	0	14	0.9	7.5
2022	10	14	128	1	38	1.4	9.1
Career	45	56	420	3	38	1.2	9.3

3 QUINN EWERS

QB | 6-2 | 207 | FR-TR

SOUTHLAKE, TEXAS | CARROLL/OHIO STATE

CAREER HIGHS

Completions.....	21, vs. Oklahoma (2022)
Attempts.....	49, at Oklahoma State (2022)
Passing Yards.....	319, at Oklahoma State (2022)
Passing TDs.....	4, vs. Oklahoma (2022)
Long Pass.....	46, Alabama (2022)
Carries.....	2, twice, last vs. Iowa State (2022)
Rushing Yards.....	17, vs. Oklahoma (2022)
Rushing TDs.....	None
Long Rush.....	16, vs. Oklahoma (2022)
Total Offense.....	318, vs. Oklahoma State(2022)
Total TDs.....	4, vs. Oklahoma (2022)

CAREER TOTALS

200-yard passing games.....	2, last vs. Oklahoma (2022)
300-yard passing games.....	1, at Oklahoma State (2022)
Multiple pass TD games.....	5, last at Kansas State (2022)
70-yard rushing games.....	None
Games with pass and rush TD.....	None
Record as a starter.....	4-3 (.571)

EWERS' 2021 GAME-BY-GAME PASSING STATS (OHIO STATE)

Date	Opponent	Comp	Att	INT	Yds	TD	Long	Sack
Sept. 2	at Minnesota			DNP				
Sept. 11	Oregon			DNP				
Sept. 18	Tulsa			DNP				
Sept. 25	Akron			DNP				
Oct. 2	at Rutgers			DNP				
Oct. 9	Maryland			DNP				
Oct. 23	at Indiana			DNP				
Oct. 30	Penn State			DNP				
Nov. 6	at Nebraska			DNP				
Nov. 13	Purdue			DNP				
Nov. 20	Michigan State	0	0	0	0	0	0	0
Nov. 27	at Michigan			DNP				
Jan. 1	vs. Utah \$			DNP				

EWERS' 2021 GAME-BY-GAME RUSHING STATS (OHIO STATE)

Date	Opponent	Att	Yds	TD	Long	Avg
Sept. 2	at Minnesota			DNP		
Sept. 11	Oregon			DNP		
Sept. 18	Tulsa			DNP		
Sept. 25	Akron			DNP		
Oct. 2	at Rutgers			DNP		
Oct. 9	Maryland			DNP		
Oct. 23	at Indiana			DNP		
Oct. 30	Penn State			DNP		
Nov. 6	at Nebraska			DNP		
Nov. 13	Purdue			DNP		
Nov. 20	Michigan State	0	0	0	0	0.0
Nov. 27	at Michigan			DNP		
Jan. 1	vs. Utah \$			DNP		

EWERS' 2022 GAME-BY-GAME PASSING STATS

Date	Opponent	Comp	Att	INT	Yds	TD	Long	Sack
Sept. 3	ULM	16	24	1	225	2	43	1
Sept. 10	Alabama	9	12	0	134	0	46	0
Sept. 17	UTSA			DNP				
Sept. 24	at Texas Tech			DNP				
Oct. 1	West Virginia			DNP				
Oct. 8	vs. Oklahoma	21	31	1	289	4	38	0
Oct. 15	Iowa State	17	26	0	172	3	26	0
Oct. 22	at Oklahoma State	19	49	3	319	2	41	1
Nov. 5	at Kansas State	18	31	0	197	2	21	0
Nov. 12	TCU	17	39	1	171	0	25	2
Nov. 19	at Kansas							
Nov. 25	Baylor							

EWERS' 2022 GAME-BY-GAME RUSHING STATS

Date	Opponent	Att	Yds	TD	Long	Avg
Sept. 3	ULM	1	-9	0	0	-9.0
Sept. 10	Alabama	0	0	0	0	0.0
Sept. 17	UTSA			DNP		
Sept. 24	at Texas Tech			DNP		
Oct. 1	West Virginia			DNP		
Oct. 8	vs. Oklahoma	2	17	0	16	8.5
Oct. 15	Iowa State	2	-13	0	3	-6.5
Oct. 22	at Oklahoma State	1	-1	0	0	0.0
Nov. 5	at Kansas State	1	0	0	0	0.0
Nov. 12	TCU	5	-15	0	3	-3.0
Nov. 19	at Kansas					
Nov. 25	Baylor					

EWERS' CAREER PASSING STATS

Year	G	Comp	Att	Int	Yds	TD	Lg	Pct	Avg/P	Avg/G	Effc
2022	7	117	212	6	1,507	13	46	55.2	12.9	215.3	129.5
Career	7	117	212	6	1,507	13	46	55.2	12.9	215.3	129.5

EWERS' CAREER RUSHING STATS

Year	G	Att	Yds	TD	Lg	Avg/C	Avg/G
2022	7	12	-21	0	16	-1.8	-3.0
Career	7	12	-21	0	16	-1.8	-3.0

SELECT PLAYERS GAME-BY-GAME STATISTICS

3 DIAMONTE TUCKER-DORSEY

LB | 5-10 | 219 | SR-TR

NORFOLK, VA. | LAKE TAYLOR/JAMES MADISON

CAREER HIGHS

Tackles..... 12, twice, last vs. Montana (w/JMU) (2021)
Solo tackles..... 5, four times, last at ND State (w/JMU) (2021)
Tackles for loss..... 1.5, three times, last at ND State (w/JMU) (2021)
Sacks..... 1.0, three times, last vs. UTSA (2022)
Interceptions..... 2, Southeastern La. (w/JMU) (2021)
Pass breakups..... 1, five times, last at ND State (w/JMU) (2021)
Forced fumbles..... 1, three, last vs. UTSA (2022)
Fumbles recovered..... 1, Southeastern La. (w/JMU) (2021)
Blocked kicks..... None

CAREER TOTALS

Games with 5-plus tackles..... 23, last at ND State (w/JMU) (2021)
Games with 8-plus tackles..... 12, last at ND State (w/JMU) (2021)
Games with 10-plus tackles..... 2, last vs. Montana (w/JMU) (2021)

TUCKER-DORSEY'S '18 GAME-BY-GAME DEFENSIVE STATS (JMU)

Date	Opponent	TKL(Solo)	TFL	Sacks	Int	PBU	FF	FR	Blk
Sept.. 1	at NC State	0 (0)	0	0	0	0	0	0	0
Sept.. 8	at Norfolk State	0 (0)	0	0	0	0	0	0	0
Sept.. 13	Robert Morris	4 (3)	0.5	0	0	0	0	0	0
Sept.. 22	William & Mary	1 (1)	0	0	0	0	0	0	0
Sept.. 29	at Richmond	0 (0)	0	0	0	0	0	0	0
Oct. 6	Elon	0 (0)	0	0	0	0	0	0	0
Oct. 13	at Villanova	0 (0)	0	0	0	0	0	0	0
Oct. 27	Stony Brook			DNP					
Nov. 3	at New Hampshire	0 (0)	0	0	0	0	0	0	0
Nov. 10	Rhode Island	0 (0)	0	0	0	0	0	0	0
Nov. 17	at Towson	1 (1)	0	0	0	0	0	0	0
Nov. 24	Delaware	0 (0)	0	0	0	0	0	0	0
Dec. 1	at Colgate	0 (0)	0	0	0	0	0	0	0

TUCKER-DORSEY'S '19 GAME-BY-GAME DEFENSIVE STATS (JMU)

Date	Opponent	TKL(Solo)	TFL	Sacks	Int	PBU	FF	FR	Blk
Aug. 31	at West Virginia	0 (0)	0	0	0	0	0	0	0
Sept.. 7	Saint Francis (Pa.)	2 (0)	0	0	0	0	0	0	0
Sept.. 14	Morgan State	5 (2)	0	0	0	0	0	0	0
Sept.. 21	at Chattanooga	1 (1)	0	0	0	0	0	0	0
Sept.. 28	at Elon	1 (0)	0	0	0	0	0	0	0
Oct. 5	at Stony Brook	2 (0)	0.5	0.5	0	0	0	0	0
Oct. 12	Villanova	2 (0)	0	0	0	0	0	0	0
Oct. 19	at William & Mary	2 (1)	1.5	0.5	0	0	0	0	0
Oct. 26	Towson	2 (2)	0	0	0	0	0	0	0
Nov. 9	New Hampshire	5 (1)	0	0	0	0	0	0	0
Nov. 16	Richmond	0 (0)	0	0	0	0	0	0	0
Nov. 23	at Rhode Island	4 (3)	1.0	0	0	0	0	0	0
Dec. 7	Monmouth	1 (0)	0	0	0	0	0	0	0
Dec. 14	Northern Iowa	0 (0)	0	0	0	0	0	0	0
Dec. 21	Weber State	5 (0)	0	0	0	0	0	0	0
Jan. 11	vs. N. Dakota St..	0 (0)	0	0	0	0	0	0	0

TUCKER-DORSEY'S '20 GAME-BY-GAME DEFENSIVE STATS (JMU)

Date ('21)	Opponent	TKL(Solo)	TFL	Sacks	Int	PBU	FF	FR	Blk
Feb. 20	Morehead State	8 (1)	1.0	0	0	0	0	0	0
Feb. 27	Roberto Morris	4 (3)	0	0	0	0	0	0	0
Mar. 6	at Elon	7 (2)	0	0	0	0	0	0	0
Mar. 27	at William & Mary	5 (2)	1.0	0	0	0	0	0	0
Apr. 17	Richmond	5 (3)	0	0	0	0	0	0	0
Apr. 24	VMI	6 (4)	0.5	0.5	0	1	0	0	0
May 2	North Dakota	8 (2)	0	0	0	0	0	0	0
May 8	at Sam Houston	8 (2)	0	0	0	0	0	0	0

TUCKER-DORSEY'S '21 GAME-BY-GAME DEFENSIVE STATS (JMU)

Date	Opponent	TKL(Solo)	TFL	Sacks	Int	PBU	FF	FR	Blk
Sept.. 4	Morehead State	6 (1)	1.5	0	0	0	0	0	0
Sept.. 11	Maine	7 (5)	1.0	1.0	0	1	0	0	0
Sept.. 18	at Weber State	7 (2)	1.0	0	0	1	0	0	0
Oct. 2	at New Hampshire	5 (2)	0.5	0	1	0	0	0	0
Oct. 9	Villanova	10 (1)	0	0	0	0	0	0	0
Oct. 16	Richmond	10 (4)	0.5	0	0	0	0	0	0
Oct. 23	at Delaware	9 (3)	0	0	0	0	0	0	0
Oct. 30	Elon	2 (0)	0	0	0	0	0	1	0
Nov. 6	Campbell	10 (2)	0.5	0	0	0	0	0	0
Nov. 13	at William & Mary	8 (5)	1.0	0	0	0	1	0	0
Nov. 20	Towson	12 (1)	0	0	1	0	0	0	0
Dec. 4	Southeastern La.	8 (5)	1.0	1.0	2	1	1	0	0
Dec. 10	Montana	12 (3)	0.5	0.5	0	0	0	0	0
Dec. 17	at N. Dakota State	10 (5)	1.5	0	0	1	0	0	0

TUCKER-DORSEY'S 2022 GAME-BY-GAME DEFENSIVE STATS

Date	Opponent	TKL(Solo)	TFL	Sacks	Int	PBU	FF	FR	Blk
Sept.. 3	ULM	4 (2)	0.0	0.0	0	0	0	0	0
Sept.. 10	Alabama	1 (0)	0.0	0.0	0	0	0	0	0
Sept.. 17	UTSA	3 (2)	1.5	1.0	0	0	1	0	0
Sept.. 24	at Texas Tech	4 (1)	0.0	0.0	0	0	0	0	0
Oct. 1	West Virginia	2 (2)	0.0	0.0	0	0	0	0	0
Oct. 8	vs. Oklahoma	4 (1)	0.5	0.5	0	0	0	0	0
Oct. 15	Iowa State	4 (2)	0.0	0.0	0	0	0	0	0
Oct. 22	at Oklahoma St.	2 (1)	0.0	0.0	0	0	0	0	0
Nov. 5	at Kansas State	2 (2)	0.0	0.0	0	0	0	0	0
Nov. 12	TCU	4 (3)	1.0	1.0	0	0	0	0	0
Nov. 19	at Kansas								
Nov. 25	Baylor								

TUCKER-DORSEY'S CAREER DEFENSIVE STATS

Year	G	TKL	Solo	TFL-Yds	Sack-Yds	Int	PBU	FF	FR	Blk
2018	12	6	5	0.5-2	0-0	0	0	0	0	0
2019	16	32	10	3.0-10	1.0-3	0	0	0	0	0
2020	9	51	19	2.5-6	0.5-2	0	1	0	0	0
2021	13	104	36	8.5-29	2.0-10	4	4	2	1	0
2022	10	30	16	3.0-13	2.5-13	0	0	1	0	0
JMU	49	193	70	14.5-47	3.5-15	4	5	2	1	0
Texas	10	30	16	3.0-13	2.5-13	0	0	1	0	0
Career	59	223	86	17.5-58	6.0-28	4	5	3	1	0

4 JORDAN WHITTINGTON

WR | 6-1 | 205 | JR-2L

CUERO, TEXAS | CUERO

CAREER HIGHS

Receptions..... 10, vs. Oklahoma (2020)
Receiving Yards..... 113, Louisiana (2021)
Receiving TDs..... 1, three times, last at TCU (2021)
Long Reception..... 43, UTEP (2020)
Rushing Attempts..... 1, three time, last vs. Oklahoma (2021)
Rushing Yards..... 15, twice, last at Kansas State (2020)
Rushing Touchdowns..... 1, at Kansas State (2020)

CAREER TOTALS

10-catch games..... 1, vs. Oklahoma (2020)
100-yard receiving games..... 1, Louisiana (2021)
Multiple receiving TD games..... None

WHITTINGTON'S 2019 GAME-BY-GAME RECEIVING STATS

Date	Opponent	No.	Yds	TD	Long
Aug. 31	Louisiana Tech	2	17	0	14
Sept.. 7	LSU		DNP		
Sept.. 14	at Rice		DNP		
Sept.. 21	Oklahoma State		DNP		
Oct. 5	at West Virginia		DNP		
Oct. 12	vs. Oklahoma		DNP		
Oct. 19	Kansas		DNP		
Oct. 26	at TCU		DNP		
Nov. 9	Kansas State		DNP		
Nov. 16	at Iowa State		DNP		
Nov. 23	at Baylor		DNP		
Nov. 29	Texas Tech		DNP		
Dec. 31	vs. Utah*		DNP		

WHITTINGTON'S 2020 GAME-BY-GAME RECEIVING STATS

Date	Opponent	No.	Yds	TD	Long
Sept.. 12	UTEP	2	45	0	43
Sept. 26	at Texas Tech		DNP		
Oct. 3	TCU		DNP		
Oct. 10	vs. Oklahoma	10	65	0	20
Oct. 24	Baylor		DNP		
Oct. 31	at Oklahoma State		DNP		
Nov. 7	West Virginia		DNP		
Nov. 21	Iowa State	3	26	0	13
Dec. 5	at Kansas State	3	35	0	32
Dec. 12	at Kansas		Canceled		
Dec. 29	vs. Colorado#	3	35	0	34

WHITTINGTON'S 2021 GAME-BY-GAME RECEIVING STATS

Date	Opponent	No.	Yds	TD	Long
Sept.. 4	Louisiana	7	113	1	41
Sept.. 11	at Arkansas	5	32	0	15
Sept.. 18	Rice	1	7	0	7
Sept.. 25	Texas Tech	5	93	1	36
Oct. 2	at TCU	3	79	1	37
Oct. 9	vs. Oklahoma	3	35	0	16
Oct. 16	Oklahoma State		DNP		
Oct. 30	at Baylor		DNP		
Nov. 6	at Iowa State		DNP		
Nov. 13	Kansas		DNP		
Nov. 20	at West Virginia	0	0	0	0
Nov. 26	Kansas State	2	18	0	9

WHITTINGTON'S 2022 GAME-BY-GAME RECEIVING STATS

Date	Opponent	No.	Yds	TD	Long
Sept.. 3	ULM	3	26	0	11
Sept.. 10	Alabama	7	64	0	17
Sept.. 17	UTSA	4	56	0	26
Sept.. 24	at Texas Tech	4	53	0	15
Oct. 1	West Virginia	3	58	0	31
Oct. 8	vs. Oklahoma	5	97	0	32
Oct. 15	Iowa State	2	27	1	22
Oct. 22	at Oklahoma State	1	23	0	23
Nov. 5	at Kansas State	2	22	0	18
Nov. 12	TCU	6	78	0	25
Nov. 19	at Kansas				
Nov. 25	Baylor				

WHITTINGTON'S CAREER RECEIVING STATS

Year	G	Rec	Yds	TD	Lg	Rec/G	Avg/C	Avg/G
2019	1	2	17	0	14	2.0	8.5	17.0
2020	5	21	206	0	43	4.2	9.8	41.2
2021	8	26	377	3	41	3.3	14.5	47.1
2022	10	37	504	1	32	3.7	13.6	50.4
Career	24	86	1,104	4	43	3.6	12.8	46.0

SELECT PLAYERS GAME-BY-GAME STATISTICS

5 D'SHAWN JAMISON

DB/KR/PR | 5-10 | 187 | SR-4L
HOUSTON, TEXAS | LAMAR

CAREER HIGHS

Tackles	9, at Iowa State (2019)
Solo tackles	8, at Iowa State (2019)
Tackles for loss	1.5, vs. Oklahoma State (2019)
Sacks	1.0, at Texas Tech (2022)
Interceptions	2, at West Virginia (2019)
Pass breakups	2, three times, last vs. UTSA (2022)
Forced fumbles	1, at Baylor (2019)
Fumbles recovered	1, twice, last at TCU (2021)
Blocked kicks	1 (punt), ULM (2022)
Interception return for TD	1, ULM (2022)
Punt return for TD	1, last at Kansas State (2018)
Kickoff return for TD	2, last at Oklahoma State (2020)

CAREER TOTALS

Games with 5-plus tackles	12, last at Texas Tech (2022)
Games with 8-plus tackles	1, at Iowa State (2019)
Games with 10-plus tackles	None

JAMISON'S 2018 GAME-BY-GAME DEFENSIVE STATS

Date	Opponent	TKL(Solo)	TFL	Sacks	Int	PBU	FF	FR	Blk
Sept. 1	at Maryland	0 (0)	0	0	0	0	0	0	0
Sept. 8	Tulsa	0 (0)	0	0	0	0	0	0	0
Sept. 15	USC	0 (0)	0	0	0	0	0	0	0
Sept. 22	TCU	0 (0)	0	0	0	0	0	0	0
Sept. 29	at Kansas State	0 (0)	0	0	0	0	0	0	0
Oct. 6	vs. Oklahoma	0 (0)	0	0	0	0	0	0	0
Oct. 13	Baylor	0 (0)	0	0	0	0	0	0	0
Oct. 27	at Oklahoma State	0 (0)	0	0	0	0	0	0	0
Nov. 3	West Virginia	0 (0)	0	0	0	0	0	0	0
Nov. 10	at Texas Tech	0 (0)	0	0	0	0	0	0	0
Nov. 17	Iowa State	0 (0)	0	0	0	0	0	0	0
Nov. 23	at Kansas	0 (0)	0	0	0	0	0	0	0
Dec. 1	vs. Oklahoma & Georgia!	0 (0)	0	0	0	0	0	0	0

JAMISON'S 2018 GAME-BY-GAME KICK RETURN STATS

Date	Opponent	No.	Yds	TD	Long
Sept. 1	at Maryland	3	73	0	26
Sept. 8	Tulsa	1	21	0	21
Sept. 15	USC	1	24	0	24
Sept. 22	TCU	2	34	0	24
Sept. 29	at Kansas State	2	37	0	22
Oct. 6	vs. Oklahoma	0	0	0	0
Oct. 13	Baylor	0	0	0	0
Oct. 27	at Oklahoma State	1	13	0	13
Nov. 3	West Virginia	0	0	0	0
Nov. 10	at Texas Tech	0	0	0	0
Nov. 17	Iowa State	0	0	0	0
Nov. 23	at Kansas	0	0	0	0
Dec. 1	vs. Oklahoma & Georgia!	0	0	0	0

JAMISON'S 2018 GAME-BY-GAME PUNT RETURN STATS

Date	Opponent	No.	Yds	TD	Long
Sept. 1	at Maryland	0	0	0	0
Sept. 8	Tulsa	1	-6	0	0
Sept. 15	USC	0	0	0	0
Sept. 22	TCU	0	0	0	0
Sept. 29	at Kansas State	1	90	1	90
Oct. 6	vs. Oklahoma	1	-1	0	0
Oct. 13	Baylor	3	-5	0	0
Oct. 27	at Oklahoma State	1	4	0	4
Nov. 3	West Virginia	1	29	0	29
Nov. 10	at Texas Tech	0	0	0	0
Nov. 17	Iowa State	1	7	0	7
Nov. 23	at Kansas	0	0	0	0
Dec. 1	vs. Oklahoma & Georgia!	0	0	0	0

JAMISON'S 2019 GAME-BY-GAME DEFENSIVE STATS

Date	Opponent	TKL(Solo)	TFL	Sacks	Int	PBU	FF	FR	Blk
Aug. 31	Louisiana Tech	1 (1)	0	0	0	0	0	0	0
Sept. 7	LSU	0 (0)	0	0	0	0	0	0	0
Sept. 14	at Rice	3 (2)	1.0	0	0	0	0	0	0
Sept. 21	Oklahoma State	2 (1)	1.5	0	0	0	0	0	0
Oct. 5	at West Virginia	4 (4)	0	0	2	0	0	0	0
Oct. 12	vs. Oklahoma	4 (2)	0	0	0	0	1	0	0
Oct. 19	Kansas	1 (1)	0	0	0	0	0	0	0
Oct. 26	at TCU	5 (5)	0	0	0	0	0	0	0
Nov. 9	Kansas State	0	0	0	1	0	0	0	0
Nov. 16	at Iowa State	9 (8)	0	0	1	0	0	0	0
Nov. 23	at Baylor	3 (2)	0	0	0	1	0	0	0
Nov. 29	Texas Tech	3 (3)	1.0	0	0	2	0	0	0
Dec. 31	vs. Utah*	0 (0)	0	0	0	0	0	0	0

JAMISON'S 2019 GAME-BY-GAME KICK RETURN STATS

Date	Opponent	No.	Yds	TD	Long
Aug. 31	Louisiana Tech	1	17	0	17
Sept. 7	LSU	0	0	0	0
Sept. 14	at Rice	2	120	1	98
Sept. 21	Oklahoma State	0	0	0	0
Oct. 5	at West Virginia	0	0	0	0
Oct. 12	vs. Oklahoma	0	0	0	0
Oct. 19	Kansas	1	13	0	13
Oct. 26	at TCU	1	20	0	20
Nov. 9	Kansas State	0	0	0	0
Nov. 16	at Iowa State	1	19	0	19
Nov. 23	at Baylor	0	0	0	0
Nov. 29	Texas Tech	1	34	0	34
Dec. 31	vs. Utah*	1	22	0	22

JAMISON'S 2019 GAME-BY-GAME PUNT RETURN STATS

Date	Opponent	No.	Yds	TD	Long
Aug. 31	Louisiana Tech	0	0	0	0
Sept. 7	LSU	0	0	0	0
Sept. 14	at Rice	0	0	0	0
Sept. 21	Oklahoma State	0	0	0	0
Oct. 5	at West Virginia	0	0	0	0
Oct. 12	vs. Oklahoma	0	0	0	0
Oct. 19	Kansas	0	0	0	0
Oct. 26	at TCU	0	0	0	0
Nov. 9	Kansas State	0	0	0	0
Nov. 16	at Iowa State	0	0	0	0
Nov. 23	at Baylor	0	0	0	0
Nov. 29	Texas Tech	0	0	0	0
Dec. 31	vs. Utah*	4	102	0	71

JAMISON'S 2020 GAME-BY-GAME DEFENSIVE STATS

Date	Opponent	TKL(Solo)	TFL	Sacks	Int	PBU	FF	FR	Blk
Sept. 12	UTEP	5 (2)	0.5	0	0	0	0	0	0
Sept. 26	at Texas Tech	1 (1)	0	0	0	0	0	0	0
Oct. 3	TCU	0 (0)	0	0	0	0	0	0	0
Oct. 10	vs. Oklahoma	2 (2)	0	0	2	0	0	0	0
Oct. 24	Baylor	2 (2)	0	0	1	0	0	0	0
Oct. 31	at Oklahoma State	2 (2)	0	0	1	0	0	0	0
Nov. 7	West Virginia	7 (5)	0	0	0	0	0	0	0
Nov. 27	Iowa State	6 (5)	0	0	0	0	0	0	0
Dec. 5	at Kansas State	4 (4)	0	0	1	0	0	0	0
Dec. 12	at Kansas		Canceled						
Dec. 29	vs. Colorado#	2 (2)	0	0	0	1	0	0	0

JAMISON'S 2020 GAME-BY-GAME KICK RETURN STATS

Date	Opponent	No.	Yds	TD	Long
Sept. 12	UTEP	1	22	0	22
Sept. 26	at Texas Tech	1	42	0	42
Oct. 3	TCU	1	36	0	36
Oct. 10	vs. Oklahoma	0	0	0	0
Oct. 24	Baylor	0	0	0	0
Oct. 31	at Oklahoma State	3	132	1	100
Nov. 7	West Virginia	2	36	0	20
Nov. 27	Iowa State	4	94	0	30
Dec. 5	at Kansas State	3	150	0	98
Dec. 12	at Kansas		Canceled		
Dec. 29	vs. Colorado#	2	52	0	27

JAMISON'S 2020 GAME-BY-GAME PUNT RETURN STATS

Date	Opponent	No.	Yds	TD	Long
Sept. 12	UTEP	4	13	0	12
Sept. 26	at Texas Tech	1	-17	0	0
Oct. 3	TCU	0	0	0	0
Oct. 10	vs. Oklahoma	2	25	0	16
Oct. 24	Baylor	0	0	0	0
Oct. 31	at Oklahoma State	1	1	0	1
Nov. 7	West Virginia	3	-2	0	0
Nov. 27	Iowa State	1	4	0	4
Dec. 5	at Kansas State	1	10	0	10
Dec. 12	at Kansas		Canceled		
Dec. 29	vs. Colorado#	4	-1	0	3

JAMISON'S 2021 GAME-BY-GAME DEFENSIVE STATS

Date	Opponent	TKL(Solo)	TFL	Sacks	Int	PBU	FF	FR	Blk
Sept. 4	Louisiana	3 (2)	0	0	0	0	0	0	0
Sept. 11	at Arkansas	3 (2)	0	0	0	0	0	0	0
Sept. 18	Rice	5 (3)	0	0	0	0	0	0	0
Sept. 25	Texas Tech	0	0	0	0	0	0	0	0
Oct. 2	at TCU	3 (2)	0	0	0	0	1	0	0
Oct. 9	vs. Oklahoma	7 (5)	0	0	0	1	0	0	0
Oct. 16	Oklahoma State	5 (5)	0	0	1	0	0	0	0
Oct. 30	at Baylor	3 (2)	0	0	0	0	0	0	0
Nov. 6	at Iowa State	5 (1)	0	0	0	0	0	0	0
Nov. 13	Kansas	5 (4)	0	0	0	0	0	0	0
Nov. 20	at West Virginia	7 (3)	0	0	0	0	0	0	0
Nov. 26	Kansas State	2 (2)	0	0	0	0	0	0	0

JAMISON'S 2021 GAME-BY-GAME KICK RETURN STATS

Date	Opponent	No.	Yds	TD	Long
Sept. 4	Louisiana	1	25	0	25
Sept. 11	at Arkansas	2	38	0	21
Sept. 18	Rice	0	0	0	0
Sept. 25	Texas Tech	1	13	0	13
Oct. 2	at TCU	2	76	0	38
Oct. 9	vs. Oklahoma	1	18	0	18
Oct. 16	Oklahoma State	3	71	0	26
Oct. 30	at Baylor	0	0	0	0
Nov. 6	at Iowa State	3	53	0	20
Nov. 13	Kansas	2	35	0	18
Nov. 20	at West Virginia	2	40	0	28
Nov. 26	Kansas State	2	55	0	30

JAMISON'S 2021 GAME-BY-GAME PUNT RETURN STATS

Date	Opponent	No.	Yds	TD	Long
Sept. 4	Louisiana	1	6	0	6
Sept. 11	at Arkansas	0	0	0	0
Sept. 18	Rice	2	11	0	6
Sept. 25	Texas Tech	1	43	0	43
Oct. 2	at TCU	0	10	0	0
Oct. 9	vs. Oklahoma	1	9	0	9
Oct. 16	Oklahoma State	2	1	0	1
Oct. 30	at Baylor	1	4	0	4
Nov. 6	at Iowa State	1	1	0	1
Nov. 13	Kansas	1	25	0	25
Nov. 20	at West Virginia	1	0	0	0
Nov. 26	Kansas State	1	5	0	5

JAMISON'S 2022 GAME-BY-GAME DEFENSIVE STATS

Date	Opponent	TKL(Solo)	TFL	Sacks	Int	PBU	FF	FR	Blk
Sept. 3	ULM	2 (2)	0.0	0.0	1	0	0	0	1
Sept. 10	Alabama	1 (1)	0.0	0.0	0	1	0	0	0
Sept. 17	UTSA	2 (2)	0.0	0.0	0	2	0	0	0
Sept. 24	at Texas Tech	6 (5)	1.0	1.0	0	0	0	0	0
Oct. 1	West Virginia	2 (2)	0.0	0.0	0	2	0	0	0
Oct. 8	vs. Oklahoma	3 (1)	1.0	0.0	1	0	0	0	0
Oct. 15	Iowa State	2 (2)	0.0	0.0	0	0	0	0	0
Oct. 22	at Oklahoma St.	2 (2)	0.0	0.0	0	2	0	0	0
Nov. 5	at Kansas State	1 (1)	0.0	0.0	0	0	0	0	0
Nov. 12	TCU		DNP						
Nov. 19	at Kansas								
Nov. 25	Baylor								

JAMISON'S 2022 GAME-BY-GAME KICK RETURN STATS

Date	Opponent	No.	Yds	TD	Long
Sept. 3	ULM	0	0	0	0
Sept. 10	Alabama	0	0	0	0
Sept. 17	UTSA	0	0	0	0
Sept. 24	at Texas Tech	0	0	0	0
Oct. 1	West Virginia	0	0	0	0
Oct. 8	vs. Oklahoma	0	0	0	0
Oct. 15	Iowa State	0	0	0	0
Oct. 23	at Oklahoma State	0	0	0	0
Nov. 5	at Kansas State	0	0	0	0
Nov. 12</					

SELECT PLAYERS GAME-BY-GAME STATISTICS

5 BIJAN ROBINSON

RB | 6-0 | 222 | JR-2L
TUCSON, ARIZ. | SALPOINTE

CAREER HIGHS

Attempts	35, at TCU (2021)
Rushing Yards	216, at TCU (2021)
Rushing TDs	3, three times, last vs. UTSA (2022)
Long Rush	78, UTSA (2022)
Receptions	8, at Iowa State (2021)
Receiving Yards	73, Louisiana (2021)
Receiving TDs	2, Colorado (2020)
Long Reception	42, Alabama (2022)
All-Purpose Yards	238, at TCU (2021)

CAREER TOTALS

100-yard rushing games	16, last at Kansas State (2022)
150-yard rushing games	5, last at Kansas State (2022)
200-yard all-purpose games	5, last at Kansas State (2022)
Multiple rush TD games	7, last vs. Oklahoma (2022)

ROBINSON'S 2020 GAME-BY-GAME RUSHING STATS

Date	Opponent	Att	Yds	TD	Long	Avg
Sept. 12	UTEP	5	38	0	29	7.6
Sept. 26	at Texas Tech	4	12	0	5	3.0
Oct. 3	TCU		DNP			
Oct. 10	vs. Oklahoma	5	17	0	9	3.4
Oct. 24	Baylor	12	55	0	12	4.6
Oct. 31	at Oklahoma State	13	59	0	24	4.5
Nov. 7	West Virginia	12	113	0	54	9.4
Nov. 27	Iowa State	16	54	0	18	3.4
Dec. 5	at Kansas State	9	172	3	75	19.1
Dec. 12	at Kansas		Canceled			
Dec. 29	vs. Colorado#	10	183	1	66	18.3

ROBINSON'S 2020 GAME-BY-GAME RECEIVING STATS

Date	Opponent	No.	Yds	TD	Long
Sept. 12	UTEP	2	9	0	11
Sept. 26	at Texas Tech	1	11	0	11
Oct. 3	TCU		DNP		
Oct. 10	vs. Oklahoma	2	39	0	26
Oct. 24	Baylor	0	0	0	0
Oct. 31	at Oklahoma State	2	8	0	8
Nov. 7	West Virginia	2	38	0	35
Nov. 27	Iowa State	1	3	0	3
Dec. 5	at Kansas State	3	51	0	27
Dec. 12	at Kansas		Canceled		
Dec. 29	vs. Colorado#	2	37	2	23

ROBINSON'S 2021 GAME-BY-GAME RUSHING STATS

Date	Opponent	Att	Yds	TD	Long	Avg
Sept. 4	Louisiana	20	103	1	19	5.2
Sept. 11	at Arkansas	19	69	1	20	3.6
Sept. 18	Rice	13	127	3	62	9.8
Sept. 25	Texas Tech	18	137	0	33	7.6
Oct. 2	at TCU	35	216	2	27	6.2
Oct. 9	vs. Oklahoma	20	137	1	50	6.8
Oct. 16	Oklahoma State	21	135	2	38	6.4
Oct. 30	at Baylor	17	43	1	9	2.5
Nov. 6	at Iowa State	18	90	0	14	5.0
Nov. 13	Kansas	14	70	0	16	5.0
Nov. 20	at West Virginia		DNP			
Nov. 26	Kansas State		DNP			

ROBINSON'S 2021 GAME-BY-GAME RECEIVING STATS

Date	Opponent	No.	Yds	TD	Long
Sept. 4	Louisiana	4	73	1	28
Sept. 11	at Arkansas	1	4	0	4
Sept. 18	Rice	1	14	0	14
Sept. 25	Texas Tech	2	54	1	38
Oct. 2	at TCU	2	22	0	16
Oct. 9	vs. Oklahoma	1	2	0	2
Oct. 16	Oklahoma State	3	38	1	17
Oct. 30	at Baylor	1	4	0	4
Nov. 6	at Iowa State	8	36	0	9
Nov. 13	Kansas	3	48	1	25
Nov. 20	at West Virginia		DNP		
Nov. 26	Kansas State		DNP		

ROBINSON'S 2022 GAME-BY-GAME RUSHING STATS

Date	Opponent	Att	Yds	TD	Long	Avg
Sept. 3	ULM	10	71	1	21	7.1
Sept. 10	Alabama	21	57	1	18	2.7
Sept. 17	UTSA	20	183	3	78	9.2
Sept. 24	at Texas Tech	16	103	2	40	6.4
Oct. 1	West Virginia	21	101	1	16	4.8
Oct. 8	vs. Oklahoma	22	130	2	18	5.9
Oct. 15	Iowa State	28	135	0	25	4.8
Oct. 22	at Oklahoma State	24	140	1	42	5.8
Nov. 5	at Kansas State	30	209	1	34	7.0
Nov. 12	TCU	12	29	0	9	2.4
Nov. 19	at Kansas					
Nov. 25	Baylor					

ROBINSON'S 2022 GAME-BY-GAME RECEIVING STATS

Date	Opponent	No.	Yds	TD	Long
Sept. 3	ULM	3	40	1	16
Sept. 10	Alabama	3	73	0	42
Sept. 17	UTSA	1	19	0	19
Sept. 24	at Texas Tech	1	22	0	22
Oct. 1	West Virginia	2	34	0	24
Oct. 8	vs. Oklahoma	2	15	0	12
Oct. 15	Iowa State	4	36	0	26
Oct. 22	at Oklahoma State	1	41	1	41
Nov. 5	at Kansas State	2	34	0	21
Nov. 12	TCU	0	0	0	0
Nov. 19	at Kansas				
Nov. 25	Baylor				

ROBINSON'S CAREER RUSHING STATS

Year	G	Att	Yds	TD	Lg	Avg/C	Avg/G
2020	9	86	703	4	75	8.2	78.1
2021	10	195	1,127	11	62	5.8	112.7
2022	10	204	1,158	12	78	5.7	115.8
TOTAL	29	485	2,988	27	78	6.2	103.0

ROBINSON'S CAREER RECEIVING STATS

Year	G	Rec	Yds	TD	Lg	Rec/G	Avg/C	Avg/G
2020	9	15	196	2	35	1.7	13.1	21.8
2021	10	26	295	4	38	2.6	11.3	29.5
2022	10	19	314	2	42	1.9	16.5	31.4
Career	29	60	805	8	42	2.1	13.4	27.8

6 RYAN WATTS

DB | 6-3 | 206 | JR-TR
LITTLE ELM, TEXAS | (LITTLE ELM/OHIO STATE)

CAREER HIGHS

Tackles	7, twice, last vs. Iowa State (2022)
Solo tackles	5, four times, last vs. TCU (2022)
Tackles for loss	2.0, TCU (2022)
Sacks	1, TCU (2022)
Interceptions	1, three times, last at Oklahoma State (2022)
Pass breakups	2, three times, last at Texas Tech (2022)
Forced fumbles	None
Fumbles recovered	None
Blocked kicks	None

CAREER TOTALS

Games with 5-plus tackles	6, last vs. TCU (2022)
Games with 8-plus tackles	None
Games with 10-plus tackles	None

WATTS' 2020 GAME-BY-GAME DEFENSIVE STATS (OHIO STATE)

Date	Opponent	TKL(Solo)	TFL	Sacks	Int	PBU	FF	FR	Blk
Oct. 24	Nebraska	1 (1)	0	0	0	0	0	0	0
Oct. 31	at Penn State	0 (0)	0	0	0	0	0	0	0
Nov. 7	Rutgers	3 (3)	0	0	0	0	0	0	0
Nov. 14	at Maryland		Canceled	0					
Nov. 21	Indiana	0 (0)	0	0	0	0	0	0	0
Nov. 28	at Illinois		Canceled	0					
Dec. 5	at Michigan State	0 (0)	0	0	0	0	0	0	0
Dec. 12	Michigan		Canceled	0					
Dec. 19	vs. Northwestern^	0 (0)	0	0	0	0	0	0	0
Jan. 1	vs. Clemson !!	0 (0)	0	0	0	0	0	0	0
Jan. 11	vs. Alabama %		DNP						

WATTS' 2021 GAME-BY-GAME DEFENSIVE STATS (OHIO STATE)

Date	Opponent	TKL(Solo)	TFL	Sacks	Int	PBU	FF	FR	Blk
Sept. 2	at Minnesota	3 (3)	0	0	0	0	0	0	0
Sept. 11	Oregon	0 (0)	0	0	0	0	0	0	0
Sept. 18	Tulsa	0 (0)	0	0	0	0	0	0	0
Sept. 25	Akron		DNP						
Oct. 2	at Rutgers	2 (1)	0	0	1	0	0	0	0
Oct. 9	Maryland	1 (1)	0	0	1	0	0	0	0
Oct. 23	at Indiana	0 (0)	0	0	0	0	0	0	0
Oct. 30	Penn State	0 (0)	0	0	0	0	0	0	0
Nov. 6	at Nebraska	0 (0)	0	0	0	0	0	0	0
Nov. 13	Purdue	0 (0)	0	0	0	0	0	0	0
Nov. 20	Michigan State	0 (0)	0	0	0	0	0	0	0
Nov. 27	at Michigan	0 (0)	0	0	0	0	0	0	0
Jan. 1	vs. Utah \$		DNP						

WATTS' 2022 GAME-BY-GAME DEFENSIVE STATS

Date	Opponent	TKL(Solo)	TFL	Sacks	Int	PBU	FF	FR	Blk
Sept. 3	ULM	2 (1)	1.0	0.0	0	0	0	0	0
Sept. 10	Alabama	5 (3)	0.0	0.0	0	0	0	0	0
Sept. 17	UTSA	2 (1)	0.0	0.0	0	0	0	0	0
Sept. 24	at Texas Tech	5 (3)	0.0	0.0	0	2	0	0	0
Oct. 1	West Virginia	7 (5)	0.0	0.0	0	1	0	0	0
Oct. 8	vs. Oklahoma	1 (1)	0.0	0.0	0	0	0	0	0
Oct. 15	Iowa State	7 (5)	0.0	0.0	0	0	0	0	0
Oct. 22	at Oklahoma St.	2 (0)	0.0	0.0	1	0	0	0	0
Nov. 5	at Kansas State	6 (5)	1.0	0.0	0	0	0	0	0
Nov. 12	TCU	6 (5)	2.0	1.0	0	0	0	0	0
Nov. 19	at Kansas								
Nov. 25	Baylor								

WATTS' CAREER DEFENSIVE STATS

Year	G	Tkl	Solo	TFL-Yds	Sack-Yds	Int	PBU	FF	FR	Blk
2020	7	5	5	0.0-0	0.0-0	0	0	0	0	0
2021	11	6	5	0.0-0	0.0-0	2	0	0	0	0
2022	7	29	19	1.0-1	0.0-0	0	3	0	0	0
Ohio St.	18	11	10	0.0-0	0.0-0	2	0	0	0	0
Texas	10	43	29	4.0-17	1.10-0	1	3	0	0	0
Career	28	54	39	4.0-17	1.10-0	3	3	0	0	0

SELECT PLAYERS GAME-BY-GAME STATISTICS

7 KEILAN ROBINSON

RB | 5-9 | 185 | JR-1L
WASHINGTON, D.C. | ST. JOHN'S/ALABAMA

CAREER HIGHS

Attempts9, three, last vs. Kansas State (2021)
Rushing Yards111, at West Virginia (2021)
Rushing TDs1, five times, last at West Virginia (2021)
Long Rush74, New Mexico State (w/Alabama) (2019)
Receptions3, West Virginia (2022)
Receiving Yards35, at Texas Tech (2022)
Receiving TDs1, at Texas Tech (2022)
Long Reception35, at Texas Tech (2022)
All-Purpose Yards127, at West Virginia (2021)
Blocked kicks1 (punt), Rice (2021)
Blocked punt return for TD1, ULM (2022)

CAREER TOTALS

100-yard rushing games1, at West Virginia (2021)
Multiple rush TD gamesNone

ROBINSON'S 2019 GAME-BY-GAME RUSHING STATS (ALABAMA)

Date	Opponent	Att	Yds	TD	Long	Avg
Aug. 31	vs. Duke	2	5	0	4	2.5
Sept. 7	New Mexico State	5	80	1	74	16.0
Sept. 14	at South Carolina	4	12	0	4	3.0
Sept. 21	Southern Miss	DNP				
Sept. 28	Ole Miss	5	20	0	8	4.0
Oct. 12	at Texas A&M	DNP				
Oct. 19	Tennessee	3	6	0	4	2.0
Oct. 26	Arkansas	9	29	0	5	3.2
Nov. 9	LSU	DNP				
Nov. 16	at Mississippi State	3	10	0	9	3.3
Nov. 23	Western Carolina	8	92	1	46	11.5
Nov. 30	at Auburn	DNP				
Jan. 1	vs. Michigan @	DNP				

ROBINSON'S 2019 GAME-BY-GAME RECEIVING STATS (ALA.)

Date	Opponent	No.	Yds	TD	Long
Aug. 31	vs. Duke	0	0	0	0
Sept. 7	New Mexico State	0	0	0	0
Sept. 14	at South Carolina	0	0	0	0
Sept. 21	Southern Miss	DNP			
Sept. 28	Ole Miss	0	0	0	0
Oct. 12	at Texas A&M	DNP			
Oct. 19	Tennessee	0	0	0	0
Oct. 26	Arkansas	0	0	0	0
Nov. 9	LSU	DNP			
Nov. 16	at Mississippi State	0	0	0	0
Nov. 23	Western Carolina	0	0	0	0
Nov. 30	at Auburn	DNP			
Jan. 1	vs. Michigan @	DNP			

ROBINSON'S 2021 GAME-BY-GAME RUSHING STATS

Date	Opponent	Att	Yds	TD	Long	Avg
Sept. 4	Louisiana	8	41	0	25	5.1
Sept. 11	at Arkansas	6	9	0	6	1.5
Sept. 18	Rice	5	83	1	65	16.6
Sept. 25	Texas Tech	4	42	1	30	10.5
Oct. 2	at TCU	0	0	0	0	0
Oct. 9	vs. Oklahoma	0	0	0	0	0
Oct. 16	Oklahoma State	1	1	0	1	1.0
Oct. 30	at Baylor	0	0	0	0	0
Nov. 6	at Iowa State	3	18	0	8	6.0
Nov. 13	Kansas	DNP				
Nov. 20	at West Virginia	9	111	1	49	12.3
Nov. 26	Kansas State	9	17	0	11	1.9

ROBINSON'S 2021 GAME-BY-GAME RECEIVING STATS

Date	Opponent	No.	Yds	TD	Long
Sept. 4	Louisiana	0	0	0	0
Sept. 11	at Arkansas	0	0	0	0
Sept. 18	Rice	0	0	0	0
Sept. 25	Texas Tech	0	0	1	0
Oct. 2	at TCU	2	13	0	12
Oct. 9	vs. Oklahoma	0	0	0	0
Oct. 16	Oklahoma State	1	25	0	25
Oct. 30	at Baylor	1	-1	0	0
Nov. 6	at Iowa State	1	2	0	2
Nov. 13	Kansas	DNP			
Nov. 20	at West Virginia	1	16	0	16
Nov. 26	Kansas State	1	2	0	2

ROBINSON'S 2022 GAME-BY-GAME RUSHING STATS

Date	Opponent	Att	Yds	TD	Long	Avg
Sept. 3	ULM	1	7	0	7	7.0
Sept. 10	Alabama	1	-2	0	-2	0.0
Sept. 17	UTSA	2	0	0	4	0.0
Sept. 24	at Texas Tech	2	9	0	5	4.5
Oct. 1	West Virginia	0	0	0	0	0.0
Oct. 8	vs. Oklahoma	4	32	0	26	8.0
Oct. 15	Iowa State	0	0	0	0	0.0
Oct. 22	at Oklahoma State	1	-1	0	0	0.0
Nov. 5	at Kansas State	1	-1	0	0	0.0
Nov. 12	TCU	0	0	0	0	0.0
Nov. 19	at Kansas					
Nov. 25	Baylor					

ROBINSON'S 2022 GAME-BY-GAME RECEIVING STATS

Date	Opponent	No.	Yds	TD	Long
Sept. 3	ULM	0	0	0	0
Sept. 10	Alabama	1	5	0	5
Sept. 17	UTSA	1	10	0	10
Sept. 24	at Texas Tech	1	35	1	35
Oct. 1	West Virginia	3	26	0	17
Oct. 8	vs. Oklahoma	2	28	1	15
Oct. 15	Iowa State	0	0	0	0
Oct. 22	at Oklahoma State	1	19	0	19
Nov. 5	at Kansas State	2	20	0	11
Nov. 12	TCU	0	0	0	0.0
Nov. 19	at Kansas				
Nov. 25	Baylor				

ROBINSON'S CAREER RUSHING STATS

Year	G	Att	Yds	TD	Lg	Avg/C	Avg/G
2019	8	39	254	2	74	6.5	31.8
2021	11	45	322	3	65	7.2	29.3
2022	10	12	44	0	26	3.7	4.4
Alabama	8	39	254	2	74	6.5	31.8
Texas	21	57	366	3	65	6.4	17.4
Career	29	96	620	5	74	6.5	21.4

ROBINSON'S CAREER RECEIVING STATS

Year	G	Rec	Yds	TD	Lg	Rec/G	Avg/C	Avg/G
2019	8	0	0	0	0	0.0	0.0	0.0
2021	11	7	57	0	25	0.6	8.1	5.2
2022	10	9	123	2	35	1.1	13.7	14.3
Alabama	8	0	0	0	0	0.0	0.0	0.0
Texas	21	16	180	2	35	0.9	11.3	9.5
Career	29	16	180	2	35	0.6	11.3	6.2

8 XAVIER WORTHY

WR | 6-1 | 164 | SO-1L
FRESNO, CALIF. | CENTRAL EAST

CAREER HIGHS

Receptions14, Kansas (2021)
Receiving Yards261, vs. Oklahoma (2021)
Receiving TDs3, twice, last vs. Kansas (2021)
Long Reception75 vs. Oklahoma (2021)
All-Purpose Yards286 vs. Oklahoma (2021)

CAREER TOTALS

100-yard receiving games5, last vs. West Virginia (2021)
200-yard receiving games1, vs. Oklahoma (2021)
Multiple receiving TD games6, last at Kansas State (2022)

WORTHY'S 2021 GAME-BY-GAME RECEIVING STATS

Date	Opponent	No.	Yds	TD	Long
Sept. 4	Louisiana	1	34	0	34
Sept. 11	at Arkansas	2	41	0	25
Sept. 18	Rice	6	71	1	31
Sept. 25	Texas Tech	5	100	3	62
Oct. 2	at TCU	1	7	0	7
Oct. 9	vs. Oklahoma	9	261	2	75
Oct. 16	Oklahoma State	5	28	0	19
Oct. 30	at Baylor	4	115	1	63
Nov. 6	at Iowa State	2	22	1	18
Nov. 13	Kansas	14	152	3	33
Nov. 20	at West Virginia	7	85	1	52
Nov. 26	Kansas State	6	65	0	28

WORTHY'S 2022 GAME-BY-GAME RECEIVING STATS

Date	Opponent	No.	Yds	TD	Long
Sept. 3	ULM	2	24	0	19
Sept. 10	Alabama	5	97	0	46
Sept. 17	UTSA	4	41	0	19
Sept. 24	at Texas Tech	3	50	1	39
Oct. 1	West Virginia	7	119	2	45
Oct. 8	vs. Oklahoma	2	29	1	15
Oct. 15	Iowa State	8	72	2	24
Oct. 22	at Oklahoma State	4	78	1	30
Nov. 5	at Kansas State	4	42	2	20
Nov. 12	TCU	4	32	0	15
Nov. 19	at Kansas				
Nov. 25	Baylor				

WORTHY'S CAREER RECEIVING STATS

Year	G	Rec	Yds	TD	Lg	Rec/G	Avg/C	Avg/G
2021	12	62	981	12	75	5.2	15.8	81.8
2022	10	44	584	9	46	4.4	13.3	58.4
TOTAL	22	106	1,565	21	75	4.8	14.8	71.1

SELECT PLAYERS GAME-BY-GAME STATISTICS

9 JAHLEEL BILLINGSLEY

TE | 6-4 | 220 | SR-TR

CHICAGO, ILL. | PHILLIPS ACADEMY/ALABAMA

CAREER HIGHS

Receptions.....5, vs. Southern Miss (w/Alabama) (2021)
 Receiving Yards.....105, vs. Southern Miss (w/Alabama) (2021)
 Receiving TDs..... 1, six times, last vs. NM State (w/Alabama) (2021)
 Long Reception.....34, vs. Kentucky (w/Alabama) (2020)

CAREER TOTALS

100-yard receiving games...1, vs. Southern Miss (w/Alabama) (2021)
 Multiple receiving TD games.....None

BILLINGSLEY'S 2019 GAME-BY-GAME RECEIVING STATS (ALA.)

Date	Opponent	No.	Yds	TD	Long
Aug. 31	vs. Duke		DNP		
Sept. 7	New Mexico State	0	0	0	0
Sept. 14	at South Carolina	0	0	0	0
Sept. 21	Southern Miss		DNP		
Sept. 28	Ole Miss	0	0	0	0
Oct. 12	at Texas A&M		DNP		
Oct. 19	Tennessee		DNP		
Oct. 26	Arkansas	0	0	0	0
Nov. 9	LSU	0	0	0	0
Nov. 16	at Mississippi State	1	19	0	19
Nov. 23	Western Carolina	0	0	0	0
Nov. 30	at Auburn	0	0	0	0
Jan. 1	vs. Michigan @	1	-3	0	0

BILLINGSLEY'S 2020 GAME-BY-GAME RECEIVING STATS (ALA.)

Date	Opponent	No.	Yds	TD	Long
Sept. 26	at Missouri	0	0	0	0
Oct. 3	Texas A&M	0	0	0	0
Oct. 10	at Ole Miss		DNP		
Oct. 17	Georgia	0	0	0	0
Oct. 24	at Tennessee	1	13	0	13
Oct. 31	Mississippi State	0	0	0	0
Nov. 21	Kentucky	3	78	0	34
Nov. 28	Auburn	2	33	1	24
Dec. 5	at LSU	4	68	1	27
Dec. 12	at Arkansas	0	0	0	0
Dec. 19	vs. Florida </	2	29	0	15
Jan. 1	vs. Notre Dame >/	4	39	1	15
Jan. 11	vs. Ohio State %	2	27	0	22

BILLINGSLEY'S 2021 GAME-BY-GAME RECEIVING STATS (ALA.)

Date	Opponent	No.	Yds	TD	Long
Sept. 4	vs. Miami	0	0	0	0
Sept. 11	Mercer	0	0	0	0
Sept. 18	at Florida	1	26	1	26
Sept. 25	Southern Miss	5	105	1	33
Oct. 2	Ole Miss	4	47	0	19
Oct. 9	at Texas A&M	0	0	0	0
Oct. 16	at Mississippi State	0	0	0	0
Oct. 23	Tennessee	1	8	0	8
Nov. 6	LSU	0	0	0	0
Nov. 13	New Mexico State	1	5	1	5
Nov. 20	Arkansas	1	12	0	12
Nov. 27	at Auburn	1	14	0	14
Dec. 4	vs. Georgia }	2	27	0	22
Dec. 31	vs. Cincinnati ><	1	12	0	12
Jan. 10	vs. Georgia <>	0	0	0	0

BILLINGSLEY'S 2022 GAME-BY-GAME RECEIVING STATS

Sept. 3	ULM		DNP		
Sept. 10	Alabama		DNP		
Sept. 17	UTSA		DNP		
Sept. 24	at Texas Tech		DNP		
Oct. 1	West Virginia		DNP		
Oct. 8	vs. Oklahoma		DNP		
Oct. 15	Iowa State	0	0	0	0
Oct. 22	at Oklahoma State	2	33	0	20
Nov. 5	at Kansas State	1	5	0	5
Nov. 12	TCU	0	0	0	0
Nov. 19	at Kansas				
Nov. 25	Baylor				

BILLINGSLEY'S CAREER RECEIVING STATS

Year	G	Rec	Yds	TD	Lg	Rec/G	Avg/C	Avg/G
2019	9	2	16	0	19	0.2	8.0	1.8
2020	12	19	287	3	34	1.5	15.9	23.9
2021	15	17	256	3	33	1.1	15.1	17.1
2022	4	3	38	0	20	0.8	12.7	9.5
Alabama	36	37	559	6	34	1.0	15.1	15.5
Texas	4	3	38	0	20	0.8	12.7	9.5
Career	40	40	597	6	34	1.0	14.9	14.9

11 ANTHONY COOK

DB | 6-1 | 188 | SR-4L

HOUSTON, TEXAS | LAMAR

CAREER HIGHS

Tackles.....12, at Texas Tech (2022)
 Solo tackles.....8, at Texas Tech (2022)
 Tackles for loss.....2.0, Alabama (2022)
 Sacks.....1.0, twice, last at TCU (2021)
 Interceptions.....None
 Pass breakups.....2, at Arkansas (2021)
 Forced fumbles.....1, twice, last at TCU (2021)
 Fumbles recovered.....1, at TCU (2021)
 Blocked kicks.....None

CAREER TOTALS

Games with 5-plus tackles.....12, last vs. Oklahoma (2022)
 Games with 8-plus tackles.....4, last at Texas Tech (2022)
 Games with 10-plus tackles.....1, at Texas Tech (2022)

COOK'S 2018 GAME-BY-GAME DEFENSIVE STATS

Date	Opponent	TKL(Solo)	TFL	Sacks	Int	PBU	FF	FR	Blk
Sept. 1	at Maryland	0 (0)	0	0	0	0	0	0	0
Sept. 8	Tulsa	0 (0)	0	0	0	0	0	0	0
Sept. 15	USC	2 (1)	0	0	0	0	0	0	0
Sept. 22	TCU	0 (0)	0	0	0	0	0	0	0
Sept. 29	at Kansas State	0 (0)	0	0	0	0	0	0	0
Oct. 6	vs. Oklahoma	0 (0)	0	0	0	0	0	0	0
Oct. 13	Baylor	0 (0)	0	0	0	0	0	0	0
Oct. 27	at Oklahoma State	2 (1)	0	0	0	0	0	0	0
Nov. 3	West Virginia	6 (4)	0	0	0	1	0	0	0
Nov. 10	at Texas Tech	5 (5)	0	0	0	0	0	0	0
Nov. 17	Iowa State	1 (0)	0	0	0	0	0	0	0
Nov. 23	at Kansas	2 (2)	1.0	1.0	0	0	0	0	0
Dec. 1	vs. Oklahoma &	0 (0)	0	0	0	0	0	0	0
Jan. 1	vs. Georgia !	0 (0)	0	0	0	0	0	0	0

COOK'S 2019 GAME-BY-GAME DEFENSIVE STATS

Date	Opponent	TKL(Solo)	TFL	Sacks	Int	PBU	FF	FR	Blk
Aug. 31	Louisiana Tech	0 (0)	0	0	0	0	0	0	0
Sept. 7	LSU	0 (0)	0	0	0	0	0	0	0
Sept. 14	at Rice	0 (0)	0	0	0	1	0	0	0
Sept. 21	Oklahoma State	1 (1)	0	0	0	0	0	0	0
Oct. 5	at West Virginia	7 (5)	0	0	0	0	0	0	0
Oct. 12	vs. Oklahoma	2 (2)	1.0	0	0	0	1	0	0
Oct. 19	Kansas	4 (4)	0	0	0	1	0	0	0
Oct. 26	at TCU	1 (1)	0	0	0	0	0	0	0
Nov. 9	Kansas State	2 (2)	0	0	0	0	0	0	0
Nov. 16	at Iowa State	1 (1)	0	0	0	0	0	0	0
Nov. 23	at Baylor			DNP					
Nov. 29	Texas Tech			DNP					
Dec. 31	vs. Utah*	6 (4)	0	0	0	0	0	0	0

COOK'S 2020 GAME-BY-GAME DEFENSIVE STATS

Date	Opponent	TKL(Solo)	TFL	Sacks	Int	PBU	FF	FR	Blk
Sept. 12	UTEP	2 (0)	0.5	0	0	0	0	0	0
Sept. 26	at Texas Tech	1 (0)	0	0	0	0	0	0	0
Oct. 3	TCU	2 (1)	0	0	0	0	0	0	0
Oct. 10	vs. Oklahoma	5 (2)	0	0	0	0	0	0	0
Oct. 24	Baylor	2 (1)	0	0	0	0	0	0	0
Oct. 31	at Oklahoma State	2 (2)	0	0	0	0	0	0	0
Nov. 7	West Virginia	1 (1)	1.0	0	0	0	0	0	0
Nov. 27	Iowa State	0 (0)	0	0	0	0	0	0	0
Dec. 5	at Kansas State	3 (3)	0	0	0	0	0	0	0
Dec. 12	at Kansas			Canceled					
Dec. 29	vs. Colorado#	0 (0)	0	0	0	0	0	0	0

COOK'S 2021 GAME-BY-GAME DEFENSIVE STATS

Date	Opponent	TKL(Solo)	TFL	Sacks	Int	PBU	FF	FR	Blk
Sept. 4	Louisiana	4 (2)	0	0	0	0	0	0	0
Sept. 11	at Arkansas	4 (2)	0	0	0	2	0	0	0
Sept. 18	Rice	2 (0)	0	0	0	0	0	0	0
Sept. 25	Texas Tech	6 (3)	0	0	0	0	0	0	0
Oct. 2	at TCU	8 (6)	2.0	1.0	0	0	1	1	0
Oct. 9	vs. Oklahoma	3 (3)	1.0	0	0	0	0	0	0
Oct. 16	Oklahoma State	1 (0)	0	0	0	0	0	0	0
Oct. 30	at Baylor	3 (2)	0	0	0	0	0	0	0
Nov. 6	at Iowa State	2 (1)	0	0	0	0	0	0	0
Nov. 13	Kansas	5 (4)	0	0	0	1	0	0	0
Nov. 20	at West Virginia	8 (3)	0	0	0	0	0	0	0
Nov. 26	Kansas State	1 (1)	0	0	0	0	0	0	0

COOK'S 2022 GAME-BY-GAME DEFENSIVE STATS

Date	Opponent	TKL(Solo)	TFL	Sacks	Int	PBU	FF	FR	Blk
Sept. 3	ULM	3 (2)	0.0	0.0	0	0	0	0	0
Sept. 10	Alabama	9 (6)	2.0	0.0	0	0	0	0	0
Sept. 17	UTSA	6 (3)	0.0	0.0	0	0	0	0	0
Sept. 24	at Texas Tech	12 (8)	0.0	0.0	0	1	0	0	0
Oct. 1	West Virginia	4 (1)	0.0	0.0	0	1	0	0	0
Oct. 8	vs. Oklahoma	5 (1)	0.5	0.5	0	0	0	0	0
Oct. 15	Iowa State	3 (2)	0.0	0.0	0	0	1	0	0
Oct. 22	at Oklahoma St.	2 (2)	0.0	0.0	0	0	0	0	0
Nov. 5	at Kansas State	0 (0)	0.0	0.0	0	0	0	0	0
Nov. 12	TCU	4 (1)	1.0	0.0	0	0	0	0	0
Nov. 19	at Kansas								
Nov. 25	Baylor								

COOK'S CAREER DEFENSIVE STATS

Year	G	TKL	Solo	TFL-Yds	Sack-Yds	Int	PBU	FF	FR	Blk
2018	14	18	13	1.0-6	1.0-6	0	1	0	0	0
2019	11	24	20	1.0-6	0.0-0	0	2	1	0	0
2020	10	18	10	1.5-3	0.0-0	0	0	0	0	0
2021	12	47	27	3.0-12	1.0-7	0	3	1	1	0
2022	10	48	26	3.5-8	0.5-0	0	2	1	0	0
Career	57	154	96	10.0-35	2.5-13	0	8	3	1	0

SELECT PLAYERS GAME-BY-GAME STATISTICS

18 OVIE OGHOUFO

EDGE | 6-3 | 239 | SR-1L

LATHRUP VILLAGE, MICH. | HARRISON/NOTRE DAME

CAREER HIGHS

Tackles..... 8, Oklahoma State (2021)
Solo tackles..... 4, at Baylor (2021)
Tackles for loss..... 2.0, twice, last vs. TCU (2022)
Sacks..... 1.0, five times, last at Kansas State (2022)
Interceptions..... None
Pass breakups..... 1, four times, last at Kansas State (2022)
Forced fumbles..... 1, at Texas Tech (2022)
Fumbles recovered..... None

CAREER TOTALS

Games with 5-plus tackles..... 9, last vs. TCU (2022)
Games with 8-plus tackles..... 1, vs. Oklahoma State (2021)
Games with 10-plus tackles..... None

OGHOUFFO'S 2019 GAME-BY-GAME DEFENSIVE STATS (ND)

Date	Opponent	TKL(Solo)	TFL	Sacks	Int	PBU	FF	FR	Blk
Sept. 2	at Louisville		DNP						
Sept. 14	New Mexico		DNP						
Sept. 21	at Georgia		DNP						
Sept. 28	Virginia		DNP						
Oct. 5	Bowling Green		DNP						
Oct. 12	USC		DNP						
Oct. 26	at Michigan		DNP						
Nov. 2	Virginia Tech		DNP						
Nov. 9	at Duke		DNP						
Nov. 16	Navy		DNP						
Nov. 23	Boston College	2 (0)	0	0	0	0	0	0	0
Nov. 30	at Stanford		DNP						
Dec. 28	vs. Iowa State **	2 (0)	0	0	0	0	0	0	0

OGHOUFFO'S 2020 GAME-BY-GAME DEFENSIVE STATS (ND)

Date	Opponent	TKL(Solo)	TFL	Sacks	Int	PBU	FF	FR	Blk
Sept. 12	Duke	1 (0)	0	0	0	0	0	0	0
Sept. 19	South Florida		DNP						
Oct. 10	Florida State	2 (2)	1.0	1.0	0	0	0	0	0
Oct. 17	Louisville		DNP						
Oct. 24	at Pittsburgh	3 (1)	0.5	0.5	0	0	0	0	0
Oct. 31	at Georgia Tech		DNP						
Nov. 7	Clemson		DNP						
Nov. 14	at Boston College		DNP						
Nov. 27	at North Carolina		DNP						
Dec. 5	Syracuse		DNP						
Dec. 19	vs. Clemson //		DNP						
Jan. 1	vs. Alabama >/		DNP						

OGHOUFFO'S 2021 GAME-BY-GAME DEFENSIVE STATS

Date	Opponent	TKL(Solo)	TFL	Sacks	Int	PBU	FF	FR	Blk
Sept. 4	Louisiana	7 (1)	1.5	1.0	0	0	0	0	0
Sept. 11	at Arkansas	1 (0)	0	0	0	0	0	0	0
Sept. 18	Rice	5 (2)	1.5	1.0	0	1	0	0	0
Sept. 25	Texas Tech	1 (1)	0	0	0	0	0	0	0
Oct. 2	at TCU	2 (0)	0	0	0	0	0	0	0
Oct. 9	vs. Oklahoma	3 (2)	0	0	0	1	0	0	0
Oct. 16	Oklahoma State	8 (3)	0	0	0	0	0	0	0
Oct. 30	at Baylor	5 (4)	1.5	0	0	0	0	0	0
Nov. 6	at Iowa State	3 (3)	0	0	0	0	0	0	0
Nov. 13	Kansas	3 (3)	0	0	0	0	0	0	0
Nov. 20	at West Virginia	2 (0)	0	0	0	0	0	0	0
Nov. 26	Kansas State	2 (2)	1.0	0	0	0	0	0	0

OGHOUFFO'S 2022 GAME-BY-GAME DEFENSIVE STATS

Date	Opponent	TKL(Solo)	TFL	Sacks	Int	PBU	FF	FR	Blk
Sept. 3	ULM	2 (0)	0.5	0.0	0	0	0	0	0
Sept. 10	Alabama	5 (3)	1.0	1.0	0	0	0	0	0
Sept. 17	UTSA	7 (2)	0.0	0.0	0	0	0	0	0
Sept. 24	at Texas Tech	6 (3)	2.0	0.0	0	1	0	0	0
Oct. 1	West Virginia	2 (0)	0.0	0.0	0	0	0	0	0
Oct. 8	vs. Oklahoma	3 (2)	1.0	0.0	0	0	0	0	0
Oct. 15	Iowa State	4 (2)	0.5	0.0	0	0	0	0	0
Oct. 22	at Oklahoma St.	7 (3)	0.0	0.0	0	1	0	0	0
Nov. 5	at Kansas State	5 (3)	1.5	1.0	0	1	0	0	0
Nov. 12	TCU	7 (2)	2.0	0.5	0	0	0	0	0
Nov. 19	at Kansas								
Nov. 25	Baylor								

OGHOUFFO'S CAREER DEFENSIVE STATS

Year	G	Tkl	Solo	TFL-Yds	Sack-Yds	Int	PBU	FF	FR	Blk
2019	2	4	0	0.0-0	0.0-0	0	0	0	0	0
2020	3	6	3	1.5-9	1.5-9	0	0	0	0	0
2021	12	42	21	5.5-13	2.0-7	0	2	0	0	0
2022	10	48	20	8.5-22	2.5-8	0	2	1	0	0
N. Dame	5	10	3	1.5-9	1.5-9	0	0	0	0	0
Texas	22	90	41	14.0-35	4.5-15	0	4	1	0	0
Career	27	100	44	15.5-44	6.0-26	0	4	1	0	0

23 JAHDAE BARRON

DB | 5-11 | 190 | JR-2L

ROUND ROCK, TEXAS | CONNALLY

CAREER HIGHS

Tackles..... 12, at Oklahoma State (2022)
Solo tackles..... 8, TCU (2022)
Tackles for loss..... 3.5, TCU (2022)
Sacks..... None
Interceptions..... 1, twice, last vs. Oklahoma (2022)
Pass breakups..... 1, five times, last at Kansas State (2022)
Forced fumbles..... 1, Iowa State (2022)
Fumbles recovered..... 1, TCU (2022)

CAREER TOTALS

Games with 5-plus tackles..... 6, last vs. TCU (2022)
Games with 8-plus tackles..... 3, last vs. TCU (2022)
Games with 10-plus tackles..... 3, last vs. TCU (2022)

BARRON'S 2020 GAME-BY-GAME DEFENSIVE STATS

Date	Opponent	TKL(Solo)	TFL	Sacks	Int	PBU	FF	FR	Blk
Sept. 12	UTEP	2 (2)	0.0	0.0	0	1	0	0	0
Sept. 26	at Texas Tech	0 (0)	0.0	0.0	0	0	0	0	0
Oct. 3	TCU	0 (0)	0.0	0.0	0	0	0	0	0
Oct. 10	vs. Oklahoma	0 (0)	0.0	0.0	0	0	0	0	0
Oct. 24	Baylor		DNP						
Oct. 31	at Oklahoma State		DNP						
Nov. 7	West Virginia		DNP						
Nov. 27	Iowa State		DNP						
Dec. 5	at Kansas State		DNP						
Dec. 12	at Kansas		Canceled						
Dec. 29	vs. Colorado#	1 (1)	0.0	0.0	0	0	0	0	0

BARRON'S 2021 GAME-BY-GAME DEFENSIVE STATS

Date	Opponent	TKL(Solo)	TFL	Sacks	Int	PBU	FF	FR	Blk
Sept. 4	Louisiana	2 (0)	0.0	0.0	0	0	0	0	0
Sept. 11	at Arkansas	1 (1)	0.0	0.0	0	0	0	0	0
Sept. 18	Rice		DNP						
Sept. 25	Texas Tech		DNP						
Oct. 2	at TCU		DNP						
Oct. 9	vs. Oklahoma	1 (1)	0.0	0.0	0	0	0	0	0
Oct. 16	Oklahoma State	1 (1)	0.0	0.0	0	1	0	0	0
Oct. 30	at Baylor	1 (0)	0.0	0.0	0	0	0	0	0
Nov. 6	at Iowa State	3 (3)	0.0	0.0	0	0	1	0	0
Nov. 13	Kansas	2 (1)	0.0	0.0	0	1	0	0	0
Nov. 20	at West Virginia	4 (2)	1.0	0.0	0	1	0	0	0
Nov. 26	Kansas State	3 (3)	0.0	0.0	0	0	0	0	0

BARRON'S 2022 GAME-BY-GAME DEFENSIVE STATS

Date	Opponent	TKL(Solo)	TFL	Sacks	Int	PBU	FF	FR	Blk
Sept. 3	ULM	1 (0)	0.0	0.0	0	0	0	0	0
Sept. 10	Alabama	4 (2)	0.5	0.0	0	0	0	0	0
Sept. 17	UTSA	6 (3)	0.0	0.0	1	0	0	0	0
Sept. 24	at Texas Tech	10 (6)	2.0	0.0	0	0	0	0	0
Oct. 1	West Virginia	6 (5)	1.0	0.0	0	0	0	0	0
Oct. 8	vs. Oklahoma	6 (3)	0.5	0.0	1	0	0	0	0
Oct. 15	Iowa State	3 (1)	0.0	0.0	0	0	0	0	0
Oct. 22	at Oklahoma St.	12 (6)	1.5	0.0	0	0	0	0	0
Nov. 5	at Kansas State	3 (3)	0.0	0.0	0	1	0	0	0
Nov. 12	TCU	11 (8)	3.5	0.0	0	0	0	1	0
Nov. 19	at Kansas								
Nov. 25	Baylor								

BARRON'S CAREER DEFENSIVE STATS

Year	G	Tkl	Solo	TFL-Yds	Sack-Yds	Int	PBU	FF	FR	Blk
2020	5	3	3	0.0-0	0.0-0	0	1	0	0	0
2021	9	18	12	1.0-1	0.0-0	0	3	1	0	0
2022	10	62	37	9.0-25	0.0-0	2	1	0	1	0
Career	24	83	52	10.0-26	0.0-0	2	5	1	1	0

28 JERRIN THOMPSON

DB | 6-0 | 187 | JR-2L

LUFKIN, TEXAS | LUFKIN

CAREER HIGHS

Tackles..... 10, twice, last vs. West Virginia (2022)
Solo tackles..... 7, at Texas Tech (2022)
Tackles for loss..... 1.0, three times, last vs. Kansas (2021)
Sacks..... None
Interceptions..... 1, at Kansas State (2020)
Pass breakups..... 3, at Oklahoma State (2022)
Forced fumbles..... 1, Rice (2021)
Fumbles recovered..... None

CAREER TOTALS

Games with 5-plus tackles..... 11, last at Kansas State (2022)
Games with 8-plus tackles..... 2, last vs. West Virginia (2022)
Games with 10-plus tackles..... 2, last vs. West Virginia (2022)

THOMPSON'S 2020 GAME-BY-GAME DEFENSIVE STATS

Date	Opponent	TKL(Solo)	TFL	Sacks	Int	PBU	FF	FR	Blk
Sept. 12	UTEP	1 (0)	0	0	0	0	0	0	0
Sept. 26	at Texas Tech	0 (0)	0	0	0	0	0	0	0
Oct. 3	TCU	0 (0)	0	0	0	0	0	0	0
Oct. 10	vs. Oklahoma	3 (1)	0	0	0	0	0	0	0
Oct. 24	Baylor	0 (0)	0	0	0	0	0	0	0
Oct. 31	at Oklahoma State	0 (0)	0	0	0	0	0	0	0
Nov. 7	West Virginia	1 (1)	0	0	0	0	0	0	0
Nov. 27	Iowa State	0 (0)	0	0	0	0	0	0	0
Dec. 5	at Kansas State	3 (3)	0	0	1	1	0	0	0
Dec. 12	at Kansas		Canceled						
Dec. 29	vs. Colorado#	6 (5)	0	0	0	0	0	0	0

THOMPSON'S 2021 GAME-BY-GAME DEFENSIVE STATS

Date	Opponent	TKL(Solo)	TFL	Sacks	Int	PBU	FF	FR	Blk
Sept. 4	Louisiana	0 (0)	0	0	0	0	0	0	0
Sept. 11	at Arkansas	5 (4)	1.0	0	0	0	0	0	0
Sept. 18	Rice	3 (2)	0	0	0	0	1	0	0
Sept. 25	Texas Tech	4 (2)	0	0	0	0	0	0	0
Oct. 2	at TCU	5 (1)	0	0	0	0	0	0	0
Oct. 9	vs. Oklahoma	3 (3)	0	0	0	0	0	0	0
Oct. 16	Oklahoma State	2 (1)	0	0	0	0	0	0	0
Oct. 30	at Baylor	5 (2)	1.0	0	0	0	0	0	0
Nov. 6	at Iowa State	1 (0)	0	0	0	2	0	0	0
Nov. 13	Kansas	4 (3)	1.0	0	0	1	0	0	0
Nov. 20	at West Virginia	4 (3)	0	0	0	0	0	0	0
Nov. 26	Kansas State	5 (5)	0	0	0	0	0	0	0

THOMPSON'S 2022 GAME-BY-GAME DEFENSIVE STATS

Date	Opponent	TKL(Solo)	TFL	Sacks	Int	PBU	FF	FR	Blk
Sept. 3	ULM	4 (2)	0	0	0	0	0	0	0

SELECT PLAYERS GAME-BY-GAME STATISTICS

41 JAYLAN FORD

LB | 6-3 | 234 | JR-2L
FRISCO, TEXAS | LONE STAR

CAREER HIGHS

Tackles.....	15, UTSA (2022)
Solo tackles.....	10, UTSA (2022)
Tackles for loss.....	2.0, three times, last vs. Oklahoma State (2022)
Sacks.....	1.0, twice, last at Oklahoma State (2022)
Interceptions.....	1, twice, last at Kansas State (2022)
Pass breakups.....	1, vs. Oklahoma (2022)
Forced fumbles.....	1, three times, last at Kansas State (2022)
Fumbles recovered.....	1, twice, last at Kansas State (2022)

CAREER TOTALS

Games with 5-plus tackles.....	14, last vs. TCU (2022)
Games with 8-plus tackles.....	7, last vs. TCU (2022)
Games with 10-plus tackles.....	6, last at Kansas State (2022)

FORD'S 2020 GAME-BY-GAME DEFENSIVE STATS

Date	Opponent	TKL(Solo)	TFL	Sacks	Int	PBU	FF	FR	Blk
Sept.. 12	UTEP	3 (1)	0	0	0	0	0	0	0
Sept.. 26	at Texas Tech	0	0	0	0	0	0	0	0
Oct. 3	TCU	0	0	0	0	0	0	0	0
Oct. 10	vs. Oklahoma	0	0	0	0	0	0	0	0
Oct. 24	Baylor	0	0	0	0	0	0	0	0
Oct. 31	at Oklahoma State	0	0	0	0	0	0	0	0
Nov. 7	West Virginia	0	0	0	0	0	0	0	0
Nov. 27	Iowa State	0	0	0	0	0	0	0	0
Dec. 5	at Kansas State	7 (2)	1.0	0	0	0	0	0	0
Dec. 12	at Kansas			Canceled					
Dec. 29	vs. Colorado#	4 (1)	0	0	0	0	0	0	0

FORD'S 2021 GAME-BY-GAME DEFENSIVE STATS

Date	Opponent	TKL(Solo)	TFL	Sacks	Int	PBU	FF	FR	Blk
Sept.. 4	Louisiana	3 (1)	0	0	0	0	0	0	0
Sept.. 11	at Arkansas	4 (0)	0	0	0	0	0	0	0
Sept.. 18	Rice	2 (0)	0	0	0	0	0	0	0
Sept.. 25	Texas Tech	4 (0)	0	0	0	0	0	0	0
Oct. 2	at TCU	3 (3)	0	0	0	0	0	0	0
Oct. 9	vs. Oklahoma	1 (1)	0	0	0	0	0	0	0
Oct. 16	Oklahoma State	12 (7)	1.0	0	0	0	0	0	0
Oct. 30	at Baylor	3 (5)	0	0	0	0	0	0	0
Nov. 6	at Iowa State	4 (2)	1.0	0	0	0	0	0	0
Nov. 13	Kansas	6 (3)	1.0	0	0	0	0	0	0
Nov. 20	at West Virginia	5 (3)	1.0	0	0	0	0	0	0
Nov. 26	Kansas State	6 (6)	2.0	0	0	0	0	0	0

FORD'S 2022 GAME-BY-GAME DEFENSIVE STATS

Date	Opponent	TKL(Solo)	TFL	Sacks	Int	PBU	FF	FR	Blk
Sept.. 3	ULM	0 (0)	0.0	0.0	0	0	0	0	0
Sept.. 10	Alabama	10 (6)	2.0	1.0	0	0	0	0	0
Sept.. 17	UTSA	15 (10)	0.5	0.0	0	0	1	0	0
Sept.. 24	at Texas Tech	12 (8)	1.0	0.0	0	0	1	0	0
Oct. 1	West Virginia	14 (7)	1.0	0.0	0	0	0	0	0
Oct. 8	vs. Oklahoma	7 (4)	1.0	0.0	0	1	0	0	0
Oct. 15	Iowa State	8 (2)	0.0	0.0	1	0	0	1	0
Oct. 22	at Oklahoma St.	6 (4)	2.0	1.0	0	0	0	0	0
Nov. 5	at Kansas State	10 (6)	0.0	0.0	1	0	1	1	0
Nov. 12	TCU	9 (3)	0.5	0.0	0	0	0	0	0
Nov. 19	at Kansas								
Nov. 25	Baylor								

FORD'S CAREER DEFENSIVE STATS

Year	G	Tkl	Solo	TFL-Yds	Sack-Yds	Int	PBU	FF	FR	Blk
2020	10	14	5	1.0-6	0.0-0	0	0	0	0	0
2021	12	53	29	6.0-6	0.0-0	0	0	0	0	0
2022	10	91	50	8.0-35	2.0-21	2	1	3	2	0
Career	32	158	84	15.0-47	2.0-21	2	1	3	2	0

45 BERT AUBURN

K | 6-0 | 182 | SO-SQ
FLOWER MOUND, TEXAS | FLOWER MOUND

CAREER HIGHS

Field goals made.....	4, Alabama (2022)
Field goals attempted.....	5, Alabama (2022)
Long field goal.....	49, Alabama (2022)
PAT made.....	7, twice, last vs. Oklahoma (2022)
PAT attempted.....	7, twice, last vs. Oklahoma (2022)

CAREER TOTALS

40-yard field goals made.....	6
40-yard field goals attempted.....	7
50-yard field goals made.....	None
50-yard field goals attempted.....	None
Game-winning walk-off kicks.....	None

AUBURN'S 2021 GAME-BY-GAME KICKING STATS

Date	Opponent	FG	FGA	Long	PAT	KO	TB
Sept.. 4	Louisiana			DNP			
Sept.. 11	at Arkansas			DNP			
Sept.. 18	Rice			-	3-3	4	1
Sept.. 25	Texas Tech			DNP			
Oct. 2	at TCU			DNP			
Oct. 9	vs. Oklahoma			DNP			
Oct. 16	Oklahoma State			DNP			
Oct. 30	at Baylor			DNP			
Nov. 6	at Iowa State			DNP			
Nov. 13	Kansas			DNP			
Nov. 20	at West Virginia			DNP			
Nov. 26	Kansas State			DNP			

AUBURN'S 2022 GAME-BY-GAME KICKING STATS

Date	Opponent	FG	FGA	Long	PAT	KO	TB
Sept.. 3	ULM	1	2	41	7-7	0	0
Sept.. 10	Alabama	4	5	49	1-1	0	0
Sept.. 17	UTSA	2	2	44	5-5	1	1
Sept.. 24	at Texas Tech	2	2	48	4-4	0	0
Oct. 1	West Virginia	1	1	45	5-5	0	0
Oct. 8	vs. Oklahoma	0	1	--	7-7	0	0
Oct. 15	Iowa State	1	2	31	3-3	0	0
Oct. 22	at Oklahoma State	2	3	37	4-4	0	0
Nov. 5	at Kansas State	2	2	29	4-4	0	0
Nov. 12	TCU	1	1	22	1-1	0	0
Nov. 19	at Kansas						
Nov. 25	Baylor						

AUBURN'S CAREER KICKING STATS

Year	G	FG	FGA	Long	Pct	PAT	KO	TB
2021	1	0-0	-	-	-	3-3	4	1
2022	10	16-21	49	76.2	41-41	1	1	1
Career	11	16-21	49	76.2	44-44	5	2	2

47 LUKE BROCKERMEYER

LB | 6-3 | 225 | SR-3L
FORT WORTH, TEXAS | ALL-SAINTS EPISCOPAL

CAREER HIGHS

Tackles.....	12, vs. Oklahoma (2021)
Solo tackles.....	7, Oklahoma State (2021)
Tackles for loss.....	2.0, Oklahoma State (2021)
Sacks.....	0.5, Louisiana (2021)
Interceptions.....	1, twice, last at Baylor (2021)
Pass breakups.....	1, vs. Oklahoma (2021)

CAREER TOTALS

Games with 5-plus tackles.....	8, last at West Virginia (2021)
Games with 8-plus tackles.....	4, last vs. Oklahoma State (2021)
Games with 10-plus tackles.....	2, last vs. Oklahoma (2021)

BROCKERMEYER'S 2019 GAME-BY-GAME DEFENSIVE STATS

Date	Opponent	TKL(Solo)	TFL	Sacks	Int	PBU	FF	FR	Blk
Aug. 31	Louisiana Tech	0	0	0	0	0	0	0	0
Sept.. 7	LSU			DNP					
Sept.. 14	at Rice	0	0	0	0	0	0	0	0
Sept.. 21	Oklahoma State			DNP					
Oct. 5	at West Virginia			DNP					
Oct. 12	vs. Oklahoma			DNP					
Oct. 19	Kansas			DNP					
Oct. 26	at TCU			DNP					
Nov. 9	Kansas State			DNP					
Nov. 16	at Iowa State			DNP					
Nov. 23	at Baylor			DNP					
Nov. 29	Texas Tech			DNP					
Dec. 31	vs. Utah*			DNP					

BROCKERMEYER'S 2020 GAME-BY-GAME DEFENSIVE STATS

Date	Opponent	TKL(Solo)	TFL	Sacks	Int	PBU	FF	FR	Blk
Sept.. 12	UTEP			DNP					
Sept.. 26	at Texas Tech			DNP					
Oct. 3	TCU			DNP					
Oct. 10	vs. Oklahoma	0	0	0	0	0	0	0	0
Oct. 24	Baylor			DNP					
Oct. 31	at Oklahoma State			DNP					
Nov. 7	West Virginia	0	0	0	0	0	0	0	0
Nov. 27	Iowa State	0	0	0	0	0	0	0	0
Dec. 5	at Kansas State	1 (1)	0	0	0	0	0	0	0
Dec. 12	at Kansas			Canceled					
Dec. 29	vs. Colorado#	1 (1)	0	0	0	0	0	0	0

BROCKERMEYER'S 2021 GAME-BY-GAME DEFENSIVE STATS

Date	Opponent	TKL(Solo)	TFL	Sacks	Int	PBU	FF	FR	Blk
Sept.. 4	Louisiana	10 (4)	1.5	0.5	0	0	0	0	0
Sept.. 11	at Arkansas	4 (1)	1.5	0	0	0	0	0	0
Sept.. 18	Rice	6 (0)	0	0	0	0	0	0	0
Sept.. 25	Texas Tech	4 (1)	0	0	1	0	0	0	0
Oct. 2	at TCU	9 (5)	0	0	0	0	0	0	0
Oct. 9	vs. Oklahoma	12 (6)	0	0	0	1	0	0	0
Oct. 16	Oklahoma State	9 (7)	2.0	0	0	0	0	0	0
Oct. 30	at Baylor	5 (4)	0	0	1	0	0	0	0
Nov. 6	at Iowa State	3 (3)	0	0	0	0	0	0	0
Nov. 13	Kansas	5 (1)	0	0	0	0	0	0	0
Nov. 20	at West Virginia	5 (4)	0	0	0	0	0	0	0
Nov. 26	Kansas State			DNP					

BROCKERMEYER'S 2022 GAME-BY-GAME DEFENSIVE STATS

Date	Opponent	TKL(Solo)	TFL	Sacks	Int	PBU	FF	FR	Blk
Sept.. 3	ULM	1 (1)	0	0	0	0	0	0	0
Sept.. 10	Alabama			DNP					
Sept.. 17	UTSA			DNP					
Sept.. 24	at Texas Tech			DNP					
Oct. 1	West Virginia	0	0	0	0	0	0	0	0
Oct. 8	vs. Oklahoma	0	0	0	0	0	0	0	0
Oct. 15	Iowa State	0	0	0	0	0	0	0	0
Oct. 22	at Oklahoma St.	0	0	0	0	0	0	0	0
Nov. 5	at Kansas State	0	0	0	0	0	0	0	0
Nov. 12	TCU	0	0	0	0	0	0	0	0
Nov. 19	at Kansas								
Nov. 25	Baylor								

BROCKERMEYER'S CAREER DEFENSIVE STATS

Year	G	Tkl	Solo	TFL-Yds	Sack-Yds	Int	PBU	FF	FR	Blk
2019	2	0	0	0.0-0	0.0-0	0	0	0	0	0
2020	5	2	2	0.0-0	0.0-0	0	0	0	0	0
2021	11	72	36	5.0-9	0.5-4	2	1	0	0	0
2022	7	1	1	0.0-0	0.0-0	0	0	0	0	0
Career	25	75	39	5.0-9	0.5-4	2	1	0	0	0

SELECT PLAYERS GAME-BY-GAME STATISTICS

88 BARRYN SORRELL

EDGE | 6-4 | 258 | SO-1L
NEW ORLEANS, LA. | HOLY CROSS

CAREER HIGHS

Tackles	11, TCU (2022)
Solo tackles	4, TCU (2021)
Tackles for loss	3.0, TCU (2022)
Sacks	1.5, three times, last vs. TCU (2022)
Interceptions	None
Pass breakups	1, TCU
Forced fumbles	1, at Oklahoma State (2022)
Fumbles recovered	None
Blocked kicks	None

CAREER TOTALS

Games with 5-plus tackles	3, last vs. TCU (2022)
Games with 8-plus tackles	1, TCU (2022)
Games with 10-plus tackles	1, TCU (2022)

SORRELL'S 2021 GAME-BY-GAME DEFENSIVE STATS

Date	Opponent	TKL(Solo)	TFL	Sacks	Int	PBU	FF	FR	Blk
Sept. 4	Louisiana			DNP					
Sept. 11	at Arkansas			DNP					
Sept. 18	Rice	1 (0)	0.0	0.0	0	0	0	0	0
Sept. 25	Texas Tech	4 (3)	1.0	0.0	0	0	0	0	0
Oct. 2	at TCU			DNP					
Oct. 9	vs. Oklahoma	0 (0)	0.0	0.0	0	0	0	0	0
Oct. 16	Oklahoma State	1 (0)	0.0	0.0	0	0	0	0	0
Oct. 30	at Baylor	1 (0)	0.0	0.0	0	0	0	0	0
Nov. 6	at Iowa State	0 (0)	0.0	0.0	0	0	0	0	0
Nov. 13	Kansas			DNP					
Nov. 20	at West Virginia			DNP					
Nov. 26	Kansas State			DNP					

SORRELL'S 2022 GAME-BY-GAME DEFENSIVE STATS

Date	Opponent	TKL(Solo)	TFL	Sacks	Int	PBU	FF	FR	Blk
Sept. 3	ULM	6 (1)	2.0	1.5	0	0	0	0	0
Sept. 10	Alabama	1 (0)	0.0	0.0	0	0	0	0	0
Sept. 17	UTSA	3 (1)	0.0	0.0	0	0	0	0	0
Sept. 24	at Texas Tech	1 (0)	0.0	0.0	0	0	0	0	0
Oct. 1	West Virginia	3 (2)	1.5	1.5	0	0	0	0	0
Oct. 8	vs. Oklahoma	0 (0)	0.0	0.0	0	0	0	0	0
Oct. 15	Iowa State	2 (2)	0.0	0.0	0	0	0	0	0
Oct. 22	at Oklahoma St.	6 (2)	0.5	0.0	0	0	1	0	0
Nov. 5	at Kansas State	1 (1)	1.0	1.0	0	0	0	0	0
Nov. 12	TCU	11 (4)	3.0	1.5	0	1	0	0	0
Nov. 19	at Kansas								
Nov. 25	Baylor								

SORRELL'S CAREER DEFENSIVE STATS

Year	G	Tkl	Solo	TFL-Yds	Sack-Yds	Int	PBU	FF	FR	Blk
2021	6	7	3	1.0-3	0.0-0	0	0	0	0	0
2022	10	34	13	8.0-53	5.5-46	0	1	1	0	0
Career	16	41	16	9.0-56	5.0-46	0	1	1	0	0

90 BYRON MURPHY II

DL | 6-1 | 302 | SO-1L
DESOTO, TEXAS | DESOTO

CAREER HIGHS

Tackles	5, at Texas Tech (2022)
Solo tackles	5, at Texas Tech (2022)
Tackles for loss	1.5, at Iowa State (2021)
Sacks	1.0, three times, last vs. Oklahoma (2022)
Interceptions	None
Pass breakups	None
Forced fumbles	None
Fumbles recovered	None
Blocked kicks	None

CAREER TOTALS

Games with 5-plus tackles	1, at Texas Tech (2022)
Games with 8-plus tackles	None
Games with 10-plus tackles	None

MURPHY'S 2021 GAME-BY-GAME DEFENSIVE STATS

Date	Opponent	TKL(Solo)	TFL	Sacks	Int	PBU	FF	FR	Blk
Sept. 4	Louisiana	0 (0)	0	0	0	0	0	0	0
Sept. 11	at Arkansas	2 (2)	0	0	0	0	0	0	0
Sept. 18	Rice	2 (1)	1.0	1.0	0	0	0	0	0
Sept. 25	Texas Tech	2 (1)	0	0	0	0	0	0	0
Oct. 2	at TCU	2 (1)	1.0	0	0	0	0	0	0
Oct. 9	vs. Oklahoma	0 (0)	0	0	0	0	0	0	0
Oct. 16	Oklahoma State	0 (0)	0	0	0	0	0	0	0
Oct. 30	at Baylor	3 (3)	0	0	0	0	0	0	0
Nov. 6	at Iowa State	3 (1)	1.5	1.0	0	0	0	0	0
Nov. 13	Kansas	1 (1)	0	0	0	0	0	0	0
Nov. 20	at West Virginia	0 (0)	0	0	0	0	0	0	0
Nov. 26	Kansas State	0 (0)	0	0	0	0	0	0	0

MURPHY'S 2022 GAME-BY-GAME DEFENSIVE STATS

Date	Opponent	TKL(Solo)	TFL	Sacks	Int	PBU	FF	FR	Blk
Sept. 3	ULM	2 (1)	0.0	0.0	0	0	0	0	0
Sept. 10	Alabama	2 (1)	0.0	0.0	0	0	0	0	0
Sept. 17	UTSA	2 (0)	0.5	0.0	0	0	0	0	0
Sept. 24	at Texas Tech	5 (4)	0.0	0.0	0	0	0	0	0
Oct. 1	West Virginia	3 (1)	1.0	0.0	0	0	0	0	0
Oct. 8	vs. Oklahoma	1 (1)	1.0	1.0	0	0	0	0	0
Oct. 15	Iowa State	0 (0)	0.0	0.0	0	0	0	0	0
Oct. 22	at Oklahoma St.	3 (0)	0.5	0.0	0	0	0	0	0
Nov. 5	at Kansas State	0 (0)	0.0	0.0	0	0	0	0	0
Nov. 12	TCU	1 (0)	0.0	0.0	0	0	0	0	0
Nov. 19	at Kansas								
Nov. 25	Baylor								

MURPHY'S CAREER DEFENSIVE STATS

Year	G	Tkl	Solo	TFL-Yds	Sack-Yds	Int	PBU	FF	FR	Blk
2021	12	15	10	3.5-9	2.0-6	0	0	0	0	0
2022	10	19	8	3.0-13	1.0-7	0	0	0	0	0
Career	22	34	18	6.5-22	3.0-13	0	0	0	0	0

93 T'VONDRE SWEAT

DL | 6-4 | 346 | SR-3L
HUNTSVILLE, TEXAS | HUNTSVILLE

CAREER HIGHS

Tackles	5, twice, last at Arkansas (2021)
Solo tackles	2, seven times, last vs. Oklahoma (2022)
Tackles for loss	2.0, vs. Oklahoma (2022)
Sacks	1.0, three times, last at West Virginia (2021)
Interceptions	None
Pass breakups	1, seven times, last at Texas Tech (2022)
Forced fumbles	1, vs. Oklahoma (2020)
Fumbles recovered	1, twice, last vs. TCU (2020)
Blocked kicks	None

CAREER TOTALS

Games with 5-plus tackles	2, last at Arkansas (2021)
Games with 8-plus tackles	None
Games with 10-plus tackles	None

SWEAT'S 2019 GAME-BY-GAME DEFENSIVE STATS

Date	Opponent	TKL(Solo)	TFL	Sacks	Int	PBU	FF	FR	Blk
Aug. 31	Louisiana Tech	1 (0)	0	0	0	1	0	0	0
Sept. 7	LSU	0 (0)	0	0	0	0	0	0	0
Sept. 14	at Rice	1 (0)	0	0	0	0	0	0	0
Sept. 21	Oklahoma State	0 (0)	0	0	0	0	0	0	0
Oct. 5	at West Virginia	2 (1)	0	0	0	1	0	0	0
Oct. 12	vs. Oklahoma	0 (0)	0	0	0	0	0	0	0
Oct. 19	Kansas	1 (1)	0	0	0	0	0	0	0
Oct. 26	at TCU	0 (0)	0	0	0	0	0	0	0
Nov. 9	Kansas State	2 (2)	1.0	1.0	0	0	0	0	0
Nov. 16	at Iowa State	0 (0)	0	0	0	0	0	0	0
Nov. 23	at Baylor	0 (0)	0	0	0	0	0	0	0
Nov. 29	Texas Tech	0 (0)	0	0	0	0	0	1	0
Dec. 31	vs. Utah*	2 (0)	0	0	0	0	0	0	0

SWEAT'S 2020 GAME-BY-GAME DEFENSIVE STATS

Date	Opponent	TKL(Solo)	TFL	Sacks	Int	PBU	FF	FR	Blk
Sept. 12	UTEP	1 (1)	0	0	0	0	0	0	0
Sept. 26	at Texas Tech	0 (0)	0	0	0	0	0	0	0
Oct. 3	TCU	5 (0)	0.5	0	0	0	0	1	0
Oct. 10	vs. Oklahoma	3 (1)	1.0	1.0	0	0	1	0	0
Oct. 24	Baylor	2 (0)	0.5	0	0	0	0	0	0
Oct. 31	at Oklahoma State	3 (1)	0.5	0	0	0	0	0	0
Nov. 7	West Virginia	4 (2)	1.0	0	0	1	0	0	0
Nov. 27	Iowa State	2 (0)	0.5	0	0	0	0	0	0
Dec. 5	at Kansas State	0 (0)	0	0	0	0	0	0	0
Dec. 12	at Kansas								
Dec. 29	vs. Colorado#	2 (1)	0	0	0	0	0	0	0

SWEAT'S 2021 GAME-BY-GAME DEFENSIVE STATS

Date	Opponent	TKL(Solo)	TFL	Sacks	Int	PBU	FF	FR	Blk
Sept. 4	Louisiana	2 (0)	0.5	0	0	0	0	0	0
Sept. 11	at Arkansas	5 (2)	0	0	0	0	0	0	0
Sept. 18	Rice	2 (1)	0	0	0	0	0	0	0
Sept. 25	Texas Tech	3 (1)	0	0	0	0	0	0	0
Oct. 2	at TCU	4 (2)	0	0	0	1	0	0	0
Oct. 9	vs. Oklahoma	0 (0)	0	0	0	0	0	0	0
Oct. 16	Oklahoma State	1 (0)	0	0	0	0	0	0	0
Oct. 30	at Baylor	0 (0)	0	0	0	1	0	0	0
Nov. 6	at Iowa State	0 (0)	0	0	0	0	0	0	0
Nov. 13	Kansas	2 (1)	0	0	0	0	0	0	0
Nov. 20	at West Virginia	3 (2)	1.5	1.0	0	1	0	0	0
Nov. 26	Kansas State	0 (0)	0	0	0	0	0	0	0

SWEAT'S 2022 GAME-BY-GAME DEFENSIVE STATS

Date	Opponent	TKL(Solo)	TFL	Sacks	Int	PBU	FF	FR	Blk
Sept. 3	ULM	2 (1)	0.0	0.0	0	0	0	0	0
Sept. 10	Alabama	1 (0)	0.0	0.0	0	0	0	0	0
Sept. 17	UTSA	4 (1)	0.0	0.0	0	0	0	0	0
Sept. 24	at Texas Tech	4 (2)	0.0	0.0	0	1	0	0	0
Oct. 1	West Virginia	0 (0)	0.0	0.0	0	1	0	0	0
Oct. 8	vs. Oklahoma	4 (3)	2.0	0.0	0	0	0	0	0
Oct. 15	Iowa State	2 (0)	0.0	0.0	0	0	0	0	0
Oct. 22	at Oklahoma St.	2 (0)	0.5	0.0	0	0	0	0	0
Nov. 5	at Kansas State	3 (1)	0.0	0.0	0	0	0	0	0
Nov. 12	TCU	4 (0)	0.0	0.0	0	0	0	0	0
Nov. 19	at Kansas								
Nov. 25	Baylor								

SWEAT'S CAREER DEFENSIVE STATS

Year	G	Tkl	Solo	TFL-Yds	Sack-Yds	Int	PBU	FF	FR	Blk
2019	13	9	4	1.0-4	1.0-4	0	2	0	1	0
2020	10	22	6	4.0-14	1.0-10	0	1	1	1	0
2021	12	22	9	2.0-6	1.0-4	0	3	0	0	0
2022	10	26	8	2.5-6	0.0-0	0	2	0	0	0
Career	45	79	27	9.5-30	3.0-18	0	8	1	2	0

SELECT PLAYERS GAME-BY-GAME STATISTICS

95 ALFRED COLLINS

DL | 6-5 | 291 | JR-2L
BASTROP, TEXAS | CEDAR CREEK

CAREER HIGHS

Tackles..... 5, twice, last vs. Oklahoma State (2021)
Solo tackles..... 4, at Kansas State (2020)
Tackles for loss..... 2.0, Texas Tech (2021)
Sacks..... 1.0, three times, last vs. Oklahoma (2021)
Interceptions..... 1, vs. Colorado (2020)
Pass breakups..... 1, three times, last vs. Colorado (2020)
Forced fumbles..... 1, at Baylor (2021)
Fumbles recovered..... None
Blocked kicks..... None

CAREER TOTALS

Games with 5-plus tackles..... 2, last vs. Oklahoma State (2021)
Games with 8-plus tackles..... None
Games with 10-plus tackles..... None

COLLINS' 2020 GAME-BY-GAME DEFENSIVE STATS

Date	Opponent	TKL(Solo)	TFL	Sacks	Int	PBU	FF	FR	Blk
Sept.. 12	UTEP	2 (1)	1.0	1.0	0	0	0	0	0
Sept.. 26	at Texas Tech	4 (2)	0.5	0	0	0	0	0	0
Oct. 3	TCU	1 (1)	0	0	0	0	0	0	0
Oct. 10	vs. Oklahoma	2 (0)	0.5	0.5	0	0	0	0	0
Oct. 24	Baylor	0 (0)	0	0	0	1	0	0	0
Oct. 31	at Oklahoma State	3 (2)	0	0	0	0	0	0	0
Nov. 7	West Virginia	1 (1)	0	0	0	1	0	0	0
Nov. 27	Iowa State	1 (0)	0	0	0	0	0	0	0
Dec. 5	at Kansas State	4 (4)	0	0	0	0	0	0	0
Dec. 12	at Kansas		Canceled						
Dec. 29	vs. Colorado#	5 (1)	0.5	0	1	1	0	0	0

COLLINS' 2021 GAME-BY-GAME DEFENSIVE STATS

Date	Opponent	TKL(Solo)	TFL	Sacks	Int	PBU	FF	FR	Blk
Sept.. 4	Louisiana	0 (0)	0	0	0	0	0	0	0
Sept.. 11	at Arkansas	2 (1)	0	0	0	0	0	0	0
Sept.. 18	Rice	2 (1)	0	0	0	0	0	0	0
Sept.. 25	Texas Tech	2 (2)	2.0	1.0	0	0	0	0	0
Oct. 2	at TCU	0 (0)	0	0	0	0	0	0	0
Oct. 9	vs. Oklahoma	3 (1)	1.0	1.0	0	0	0	0	0
Oct. 16	Oklahoma State	5 (3)	1.0	0	0	0	0	0	0
Oct. 30	at Baylor	3 (3)	1.0	0	0	0	1	0	0
Nov. 6	at Iowa State	2 (2)	0	0	0	0	0	0	0
Nov. 13	Kansas	4 (2)	0	0	0	0	0	0	0
Nov. 20	at West Virginia	2 (0)	0	0	0	0	0	0	0
Nov. 26	Kansas State	0 (0)	0	0	0	0	0	0	0

COLLINS' 2022 GAME-BY-GAME DEFENSIVE STATS

Date	Opponent	TKL(Solo)	TFL	Sacks	Int	PBU	FF	FR	Blk
Sept.. 3	ULM		DNP						
Sept.. 10	Alabama	0 (0)	0.0	0.0	0	0	0	0	0
Sept.. 17	UTSA	1 (1)	0.0	0.0	0	0	0	0	0
Sept.. 24	at Texas Tech	3 (1)	0.0	0.0	0	0	0	0	0
Oct. 1	West Virginia	0 (0)	0.0	0.0	0	0	0	0	0
Oct. 8	vs. Oklahoma	2 (1)	0.0	0.0	0	0	0	0	0
Oct. 15	Iowa State	1 (1)	1.0	0.0	0	0	0	0	0
Oct. 22	at Oklahoma St..	3 (0)	0.0	0.0	0	0	0	0	0
Nov. 5	at Kansas State	0 (0)	0.0	0.0	0	0	0	0	0
Nov. 12	TCU	1 (0)	0.0	0.0	0	0	0	0	0
Nov. 19	at Kansas								
Nov. 25	Baylor								

COLLINS' CAREER DEFENSIVE STATS

Year	G	Tkl	Solo	TFL-Yds	Sack-Yds	Int	PBU	FF	FR	Blk
2020	10	23	12	2.5-11	1.5-8	1	3	0	0	0
2021	12	25	15	5.0-21	2.0-15	0	0	1	0	0
2022	9	11	4	1.0-3	0.0-0	0	0	0	0	0
Career	31	59	31	8.5-35	3.5-23	1	3	1	0	0

98 MORO OJOMO

DL | 6-3 | 284 | SR-3L
KATY, TEXAS | KATY

CAREER HIGHS

Tackles..... 5, twice, last at West Virginia (2021)
Solo tackles..... 4, at West Virginia (2021)
Tackles for loss..... 1.5, Baylor (2020)
Sacks..... 1.0, three, last vs. West Virginia (2022)
Interceptions..... None
Pass breakups..... 1, twice, last vs. Louisiana (2021)
Forced fumbles..... None
Fumbles recovered..... 1, Kansas State (2019)
Blocked kicks..... None

CAREER TOTALS

Games with 5-plus tackles..... 3, last vs. Oklahoma (2022)
Games with 8-plus tackles..... None
Games with 10-plus tackles..... None

OJOMO'S 2018 GAME-BY-GAME DEFENSIVE STATS

Date	Opponent	TKL(Solo)	TFL	Sacks	Int	PBU	FF	FR	Blk
Sept.. 1	at Maryland		DNP						
Sept.. 8	Tulsa		DNP						
Sept.. 15	USC		DNP						
Sept.. 22	TCU		DNP						
Sept.. 29	at Kansas State		DNP						
Oct. 6	vs. Oklahoma		DNP						
Oct. 13	Baylor		DNP						
Oct. 27	at Oklahoma State		DNP						
Nov. 3	West Virginia	0 (0)	0	0	0	0	0	0	0
Nov. 10	at Texas Tech		DNP						
Nov. 17	Iowa State		DNP						
Nov. 23	at Kansas		DNP						
Dec. 1	vs. Oklahoma &	0 (0)	0	0	0	0	0	0	0
Jan. 1	vs. Georgia !	0 (0)	0	0	0	0	0	0	0

OJOMO'S 2019 GAME-BY-GAME DEFENSIVE STATS

Date	Opponent	TKL(Solo)	TFL	Sacks	Int	PBU	FF	FR	Blk
Aug. 31	Louisiana Tech	1 (0)	0	0	0	0	0	0	0
Sept.. 7	LSU	0 (0)	0	0	0	0	0	0	0
Sept.. 14	at Rice	0 (0)	0	0	0	0	0	0	0
Sept.. 21	Oklahoma State	3 (2)	0.5	0	0	0	0	0	0
Oct. 5	at West Virginia	1 (1)	0	0	0	0	0	0	0
Oct. 12	vs. Oklahoma	0 (0)	0	0	0	0	0	0	0
Oct. 19	Kansas	1 (0)	0	0	0	0	0	0	0
Oct. 26	at TCU	1 (0)	0	0	0	0	0	0	0
Nov. 9	Kansas State	1 (1)	0	0	0	0	0	1	0
Nov. 16	at Iowa State	0 (0)	0	0	0	0	0	0	0
Nov. 23	at Baylor	1 (1)	0	0	0	0	0	0	0
Nov. 29	Texas Tech	1 (1)	1.0	0	0	0	0	0	0
Dec. 31	vs. Utah*	3 (1)	1.0	0	0	0	0	0	0

OJOMO'S 2020 GAME-BY-GAME DEFENSIVE STATS

Date	Opponent	TKL(Solo)	TFL	Sacks	Int	PBU	FF	FR	Blk
Sept.. 12	UTEP	0 (0)	0	0	0	0	0	0	0
Sept.. 26	at Texas Tech	2 (2)	0	0	0	0	0	0	0
Oct. 3	TCU	4 (1)	0	0	0	0	0	0	0
Oct. 10	vs. Oklahoma	2 (1)	0	0	0	1	0	0	0
Oct. 24	Baylor	3 (2)	1.5	1.0	0	0	0	0	0
Oct. 31	at Oklahoma State	3 (1)	0	0	0	0	0	0	0
Nov. 7	West Virginia	5 (2)	1.0	1.0	0	0	0	0	0
Nov. 27	Iowa State	0 (0)	0	0	0	0	0	0	0
Dec. 5	at Kansas State	1 (1)	0	0	0	0	0	0	0
Dec. 12	at Kansas		Canceled						
Dec. 29	vs. Colorado#	1 (0)	0	0	0	0	0	0	0

OJOMO'S 2021 GAME-BY-GAME DEFENSIVE STATS

Date	Opponent	TKL(Solo)	TFL	Sacks	Int	PBU	FF	FR	Blk
Sept.. 4	Louisiana	1 (1)	0	0	0	1	0	0	0
Sept.. 11	at Arkansas	4 (2)	1.0	0	0	0	0	0	0
Sept.. 18	Rice	2 (0)	0	0	0	0	0	0	0
Sept.. 25	Texas Tech	3 (1)	1.0	0	0	0	0	0	0
Oct. 2	at TCU	1 (1)	0	0	0	0	0	0	0
Oct. 9	vs. Oklahoma	1 (0)	0	0	0	0	0	0	0
Oct. 16	Oklahoma State	4 (1)	0	0	0	0	0	0	0
Oct. 30	at Baylor	2 (1)	0	0	0	0	0	0	0
Nov. 6	at Iowa State	1 (1)	0	0	0	0	0	0	0
Nov. 13	Kansas	1 (1)	0	0	0	0	0	0	0
Nov. 20	at West Virginia	5 (4)	0	0	0	0	0	0	0
Nov. 26	Kansas State	4 (4)	0	0	0	0	0	0	0

OJOMO'S 2022 GAME-BY-GAME DEFENSIVE STATS

Date	Opponent	TKL(Solo)	TFL	Sacks	Int	PBU	FF	FR	Blk
Sept.. 3	ULM	3 (1)	0.5	0.5	0	0	0	0	0
Sept.. 10	Alabama	2 (1)	0.0	0.0	0	0	0	0	0
Sept.. 17	UTSA	2 (1)	1.0	0.0	0	0	0	0	0
Sept.. 24	at Texas Tech		DNP						
Oct. 1	West Virginia	1 (1)	1.0	1.0	0	0	0	0	0
Oct. 8	vs. Oklahoma	4 (2)	0.0	0.0	0	0	0	0	0
Oct. 15	Iowa State	3 (2)	1.5	1.0	0	0	0	0	0
Oct. 22	at Oklahoma St..	4 (2)	1.0	0.0	0	0	0	0	0
Nov. 5	at Kansas State	2 (1)	0.0	0.0	0	0	1	0	0
Nov. 12	TCU	1 (0)	0.5	0.5	0	0	0	0	0
Nov. 19	at Kansas								
Nov. 25	Baylor								

OJOMO'S CAREER DEFENSIVE STATS

Year	G	Tkl	Solo	TFL-Yds	Sack-Yds	Int	PBU	FF	FR	Blk
2018	3	0	0	0.0-0	0.0-0	0	0	0	0	0
2019	13	13	7	2.5-6	0.0-0	0	0	0	1	0
2020	10	21	10	2.5-15	2.0-14	0	1	0	0	0
2021	12	29	17	3.0-4	0.0-0	0	1	0	0	0
2022	9	22	11	5.5-29	3.0-23	0	0	1	0	0
Career	47	85	45	13.5-54	5.0-37	0	2	1	1	0

SELECT PLAYERS GAME-BY-GAME STATISTICS

99 KEONDRÉ COBURN

DL | 6-2 | 344 | SR-3

HOUSTON, TEXAS | WESTFIELD

CAREER HIGHS

Tackles.....	11, TCU (2020)
Solo tackles.....	4, twice, last at Kansas State (2022)
Tackles for loss.....	2.0, twice, last vs. Oklahoma (2022)
Sacks.....	1.0, four times, last at Kansas State (2022)
Interceptions.....	None
Pass breakups.....	1, vs. Baylor (2020)
Forced fumbles.....	1, twice, last at Kansas State (2022)
Fumbles recovered.....	None
Blocked kicks.....	1 (extra point), Louisiana (2021)

CAREER TOTALS

Games with 5-plus tackles.....	3, last vs. TCU (2022)
Games with 8-plus tackles.....	1, vs. TCU (2020)
Games with 10-plus tackles.....	1, vs. TCU (2020)

COBURN'S 2018 GAME-BY-GAME DEFENSIVE STATS

Date	Opponent	TKL(Solo)	TFL	Sacks	Int	PBU	FF	FR	Blk
Sept. 1	at Maryland			DNP					
Sept. 8	Tulsa			DNP					
Sept. 15	USC			DNP					
Sept. 22	TCU			DNP					
Sept. 29	at Kansas State			DNP					
Oct. 6	vs. Oklahoma			DNP					
Oct. 13	Baylor			DNP					
Oct. 27	at Oklahoma State			DNP					
Nov. 3	West Virginia	1 (1)	0	0	0	0	0	0	0
Nov. 10	at Texas Tech			DNP					
Nov. 17	Iowa State			DNP					
Nov. 23	at Kansas	0 (0)	0	0	0	0	0	0	0
Dec. 1	vs. Oklahoma &			DNP					
Jan. 1	vs. Georgia !	1 (1)	0	0	0	0	0	0	0

COBURN'S 2019 GAME-BY-GAME DEFENSIVE STATS

Date	Opponent	TKL(Solo)	TFL	Sacks	Int	PBU	FF	FR	Blk
Aug. 31	Louisiana Tech	1 (0)	0	0	0	0	0	0	0
Sept. 7	LSU	0 (0)	0	0	0	0	0	0	0
Sept. 14	at Rice	4 (2)	1.0	1.0	0	0	0	0	0
Sept. 21	Oklahoma State	1 (1)	0	0	0	0	0	0	0
Oct. 5	at West Virginia	2 (2)	0	0	0	0	0	0	0
Oct. 12	vs. Oklahoma	4 (3)	0	0	0	0	0	0	0
Oct. 19	Kansas	3 (2)	0.5	0	0	0	0	0	0
Oct. 26	at TCU	3 (3)	0	0	0	0	0	0	0
Nov. 9	Kansas State	4 (1)	1.0	0	0	0	0	0	0
Nov. 16	at Iowa State	0 (0)	0	0	0	0	0	0	0
Nov. 23	at Baylor	0 (0)	0	0	0	0	0	0	0
Nov. 29	Texas Tech	1 (1)	1.0	1.0	0	0	1	0	0
Dec. 31	vs. Utah*	3 (3)	1.0	0	0	0	0	0	0

COBURN'S 2020 GAME-BY-GAME DEFENSIVE STATS

Date	Opponent	TKL(Solo)	TFL	Sacks	Int	PBU	FF	FR	Blk
Sept. 12	UTEP	2 (1)	0	0	0	0	0	0	0
Sept. 26	at Texas Tech	1 (0)	0	0	0	0	0	0	0
Oct. 3	TCU	11 (4)	2.0	0	0	0	0	0	0
Oct. 10	vs. Oklahoma	1 (0)	0	0	0	0	0	0	0
Oct. 24	Baylor	1 (1)	0	0	0	1	0	0	0
Oct. 31	at Oklahoma State	1 (1)	0	0	0	0	0	0	0
Nov. 7	West Virginia	0 (0)	0	0	0	0	0	0	0
Nov. 27	Iowa State	2 (1)	1.0	1.0	0	0	0	0	0
Dec. 5	at Kansas State	1 (1)	0	0	0	0	0	0	0
Dec. 12	at Kansas								
Dec. 29	vs. Colorado#	5 (4)	1.5	0	0	1	0	0	0

COBURN'S 2021 GAME-BY-GAME DEFENSIVE STATS

Date	Opponent	TKL(Solo)	TFL	Sacks	Int	PBU	FF	FR	Blk
Sept. 4	Louisiana	0	0	0	0	0	0	0	1
Sept. 11	at Arkansas	2 (0)	0	0	0	0	0	0	0
Sept. 18	Rice	1 (0)	0	0	0	0	0	0	0
Sept. 25	Texas Tech	0	0	0	0	0	0	0	0
Oct. 2	at TCU	0	0	0	0	0	0	0	0
Oct. 9	vs. Oklahoma	2 (1)	0	0	0	0	0	0	0
Oct. 16	Oklahoma State	3 (2)	1.0	1	0	0	0	0	0
Oct. 30	at Baylor	0	0	0	0	0	0	0	0
Nov. 6	at Iowa State	0	0	0	0	0	0	0	0
Nov. 13	Kansas	3 (3)	1.0	0	0	0	0	0	0
Nov. 20	at West Virginia	2 (1)	0	0	0	0	0	0	0
Nov. 26	Kansas State	2 (2)	0	0	0	0	0	0	0

COBURN'S 2022 GAME-BY-GAME DEFENSIVE STATS

Date	Opponent	TKL(Solo)	TFL	Sacks	Int	PBU	FF	FR	Blk
Sept. 3	ULM	3 (1)	1.0	1.0	0	0	0	0	0
Sept. 10	Alabama	3 (1)	0.0	0.0	0	0	0	0	0
Sept. 17	UTSA	3 (1)	0.0	0.0	0	0	0	0	0
Sept. 24	at Texas Tech	2 (0)	0.0	0.0	0	0	0	0	0
Oct. 1	West Virginia	1 (0)	0.0	0.0	0	0	0	0	0
Oct. 8	vs. Oklahoma	3 (1)	2.0	0.5	0	0	0	0	0
Oct. 15	Iowa State	0 (0)	0.0	0.0	0	0	0	0	0
Oct. 22	at Oklahoma St.	1 (0)	0.0	0.0	0	0	0	0	0
Nov. 5	at Kansas State	3 (3)	0.0	0.0	0	0	1	0	0
Nov. 12	TCU	5 (1)	0.0	0.0	0	0	0	0	0
Nov. 19	at Kansas								
Nov. 25	Baylor								

COBURN'S CAREER DEFENSIVE STATS

Year	G	Tkl	Solo	TFL-Yds	Sack-Yds	Int	PBU	FF	FR	Blk
2018	3	2	2	0.0-0	0.0-0	0	0	0	0	0
2019	13	26	18	4.5-11	2.0-3	0	0	1	0	0
2020	10	25	13	4.5-12	1.0-7	0	2	0	0	0
2021	12	15	9	2.0-8	1.0-7	0	0	0	0	1
2022	10	24	8	3.0-11	1.5-10	0	0	1	0	0
Career	48	92	50	14.0-42	5.5-27	0	2	2	0	1

- & - 2018 Big 12 Championship Game (Arlington, Texas)
- ! - 2019 Sugar Bowl (New Orleans, La.)
- * - 2019 Alamo Bowl (San Antonio, Texas)
- ** - 2019 Camping World Bowl (Orlando, Fla.)
- !! - 2020 Sugar Bowl (New Orleans, La.)
- ^ - 2020 Big 10 Championship Game (Indianapolis, Ind.)
- // - 2020 ACC Championship Game (Charlotte, N.C.)
- </ - 2020 SEC Championship Game (Atlanta, Ga.)
- # - 2020 Alamo Bowl (San Antonio, Texas)
- @ - 2021 Citrus Bowl - CFP Semifinal (Orlando, Fla.)
- >/ - 2021 Rose Bowl - CFP Semifinal (Arlington, Calif.)
- % - 2021 CFP National Championship Game (Miami, Fla.)
- ℥ - 2021 SEC Championship Game (Atlanta, Ga.)
- >< - 2021 Cotton Bowl Classic - CFP Semifinal (Arlington, Texas)
- \$ - 2022 Rose Bowl (Pasadena, Calif.)
- <> - 2022 CFP National Championship (Indianapolis, Ind.)

CAREER HIGHS | OFFENSE & SPECIALISTS

JUNIOR ANGLAU, OL

Tackles: 1, at West Virginia, Oct. 05, 2019 (1-0)

BERT AUBURN, K

Points scored: 13, Alabama, Sept. 10, 2022
Field goals made: 4, Alabama, Sept. 10, 2022
Field goal attempts: 5, Alabama, Sept. 10, 2022
Longest field goal: 49, Alabama, Sept. 10, 2022
Kick PATs: 7, ULM, Sept. 3, 2022; vs. Oklahoma, Oct. 8, 2022
Points by kicking: 13, Alabama, Sept. 10, 2022

BEN BALLARD, QB

Rush attempts: 1, vs. Colorado, Dec. 29, 2020
Rush yards: 7, vs. Colorado, Dec. 29, 2020 (1 carries)
Long rush: 7, vs. Colorado, Dec. 29, 2020
Total offense attempts: 1, vs. Colorado, Dec. 29, 2020 (1 rush, 0 pass)
Total offense yards: 7, vs. Colorado, Dec. 29, 2020 (7 rush, 0 pass)
All-purpose yards: 7, vs. Colorado, Dec. 29, 2020

PATRICK BAYOUTH, TE

Tackles: 2, Rice, Sept. 18, 2021 (0-2)

JAHLEEL BILLINGSLEY, TE

Receptions: 2, at Oklahoma State, Oct. 22, 2022
Receiving Yards: 33, at Oklahoma State, Oct. 22, 2022
Long reception: 20 yards

JAYDON BLUE, RB

Rush attempts: 5, vs. Oklahoma, Oct. 8, 2022
Rush yards: 14, vs. Oklahoma, Oct. 8, 2022 (5 carries)
Total offense attempts: 5, vs. Oklahoma, Oct. 8, 2022 (5 rush, 0 pass)
Total offense yards: 14, vs. Oklahoma, Oct. 8, 2022 (5 rush, 0 pass)
All-purpose yards: 14, vs. Oklahoma, Oct. 8, 2022 (5 rush, 0 pass)

JONATHON BROOKS, RB

Rush attempts: 9, vs. Rice, Sept. 18, 2021
Rush yards: 63, vs. Rice, Sept. 18, 2021 (9 carries)
Rush TDs: 1, ULM, Sept. 3, 2022; Rice, Sept. 18, 2021; vs. Oklahoma, Oct. 8, 2022
Long rush: 25 vs. Rice, Sept. 18, 2021
Receptions: 1, Kansas, Nov. 13, 2021
Receiving yards: 12, Kansas, Nov. 13, 2021
Total offense attempts: 9, vs. Rice, Sept. 18, 2021 (9 rush, 0 pass)
Total offense yards: 63, vs. Rice, Sept. 18, 2021 (63 rush, 0 pass)
All-purpose yards: 63, vs. Rice, Sept. 18, 2021 (63 rush, 0 pass)

CASEY CAIN, WR

Receptions: 1, ULM, Sept. 3, 2022; Alabama, Sept. 10, 2022; UTSA, Sept. 17, 2022; at Texas Tech, Sept. 24, 2022
Receiving yards: 43, ULM, Sept. 3, 2022
Long reception: 43, ULM, Sept. 3, 2022
All-purpose yards: 43, ULM, Sept. 3, 2022

HUDSON CARD, QB

Pass attempts: 30, at Texas Tech, Sept. 24, 2022
Pass completions: 21, West Virginia, Oct. 1, 2022
Pass yards: 303, West Virginia, Oct. 1, 2022
Long pass: 52, at West Virginia, Nov. 20, 2021
Passing Touchdowns: 1, West Virginia, Oct. 1, 2022
Rush attempts: 6, vs. Louisiana, Sept. 4, 2021
Rush yards: 35, UTSA, Sept. 17, 2022 (two carries)
Long rush: 32, vs. UTSA, Sept. 17, 2022
Total offense attempts: 33, at Texas Tech, Sept. 24, 2022
Total offense yards: 301, at Texas Tech, Sept. 24, 2022
All-purpose yards: 35, UTSA, Sept. 17, 2022
Tackles: 1, at Arkansas, Sept. 11, 2021 (1-0)

JUAN DAVIS, TE

Receptions: 1, at Arkansas, Sept. 11, 2021
Rush Attempts: 1, at Baylor, Oct. 30, 2021
Rush yards: 3, at Baylor, Oct. 30, 2021

QUINN EWERS, QB

Pass attempts: 49, at Oklahoma State, Oct. 22, 2022
Pass completions: 21, vs. Oklahoma, Oct. 8, 2022
Pass yards: 319, at Oklahoma State, Oct. 22, 2022
Passing Touchdowns: 4, vs. Oklahoma, Oct. 8, 2022
Rush attempts: 2, vs. Oklahoma, Oct. 8, 2022
Rush yards: 17, vs. Oklahoma, Oct. 8, 2022
Long rush: 16, vs. Oklahoma, Oct. 8, 2022
Long pass: 46, Alabama, Sept. 10, 2022
Total offense attempts: 50, at Oklahoma State, Oct. 22, 2022
Total offense yards: 3186, at Oklahoma State, Oct. 22, 2022

SAWYER GORAM-WELCH, OL

Tackles: 1, vs. Colorado, Dec. 29, 2020 (1-0); Rice, Sept. 18, 2021 (0-1)

AGIYE HALL, WR

Receptions: 1, at Texas Tech, Sept. 24, 2022
Receiving yards: 7, at Texas Tech, Sept. 24, 2022
All-purpose yards: 7, at Texas Tech, Sept. 24, 2022

GUNNAR HELM, TE

Receptions: 2, vs. Oklahoma, Oct. 8, 2022
Receiving yards: 13, vs. Oklahoma, Oct. 8, 2022
Long reception: 9, vs. Oklahoma, Oct. 8, 2022
All-purpose yards: vs. Oklahoma, Oct. 8, 2022

ROSCHON JOHNSON, RB

Points scored: 18 [t-8th], at Kansas State, Dec. 05, 2020; Texas Tech, Nov. 29, 2019
Touchdowns: 3 [t-8th], at Kansas State, Dec. 05, 2020; Texas Tech, Nov. 29, 2019
Rush attempts: 31, Kansas State, Nov. 26, 2021
Rush yards: 179, Kansas State, Nov. 26, 2021 (31 carries)
Rush TDs: 3 [t-8th], at Kansas State, Dec. 05, 2020; Texas Tech, Nov. 29, 2019
Long rush: 72, vs. Rice, Sept. 18, 2021
Pass attempts: 1, Texas Tech, Nov. 29, 2019
Receptions: 4, vs. Oklahoma, Oct. 12, 2019
Receiving yards: 30, at Rice, Sept. 14, 2019 (3 receptions)
Receiving TDs: 1, TCU, Oct. 03, 2020; at Rice, Sept. 14, 2019
Long reception: 25, at Rice, Sept. 14, 2019
Total offense attempts: 24, Texas Tech, Nov. 29, 2019 (23 rush, 1 pass)
Total offense yards: 179, Kansas State, Nov. 26, 2021 (179 rush, 0 pass)
All-purpose yards: 189, Kansas State, Nov. 26, 2021 (179 rush, 10 rec.)
Kick returns: 2, at Oklahoma State, Oct. 31, 2020
Kick return yards: 33, at Oklahoma State, Oct. 31, 2020 (2 returns)
Long kick return: 21, at Texas Tech, Sept. 26, 2020
Tackles: 1, TCU, Oct. 03, 2020 (1-0); at Baylor, Nov. 23, 2019 (1-0); Rice, Sept. 18, 2021 (0-1); vs. Oklahoma, Oct. 8, 2022 (1-0); Iowa State, Oct. 15, 2022 (1-0)

ANDREJ KARIC, OL

Tackles: 1, at West Virginia, Nov. 20, 2021 (1-0)

TARIQUE MILTON, WR

Receptions: 1, at Texas Tech, Sept. 24, 2022; at Oklahoma State, Oct. 22, 2022
Receiving yards: 28, at Texas Tech, Sept. 24, 2022
Long reception: 28 yards, at Texas Tech, Sept. 24, 2022
All-purpose yards: 28, at Texas Tech, Sept. 24, 2022

TROY OMEIRE, WR

Receptions: 1, ULM, Sept. 3, 2022
Receiving yards: 9, ULM, Sept. 3, 2022
All-purpose yards: 9, ULM, Sept. 3, 2022

ISAAC PEARSON, P

Punt attempts: 1, ULM, Sept. 3, 2022
Punt yards: 15, ULM, Sept. 3, 2022 (1 punt)
Longest punt: 15, ULM, Sept. 3, 2022, 2021

SAVJON RED, WR

Receptions: 2, at Kansas State, Nov. 5, 2022
Receiving yards: 20, at Kansas State, Nov. 5, 2022
Long Reception: 18, at Kansas State, Nov. 5, 2022
All-purpose yards: 20, at Kansas State, Nov. 5, 2022

BIJAN ROBINSON, RB

Points scored: 18 [t-8th], at Kansas State, Dec. 05, 2020; vs. Colorado, Dec. 29, 2020, Rice, Sept. 18, 2021; vs. UTSA, Sept. 17, 2022.
Touchdowns: 3 [t-8th], at Kansas State, Dec. 05, 2020; vs. Colorado, Dec. 29, 2020, Sept. 18, 2021; vs. UTSA, Sept. 17, 2022.
Rush attempts: 35, at TCU, Oct. 2, 2021
Rush yards: 216, at TCU, Oct. 2, 2021 (35 carries)
Rush TDs: 3 [t-8th], at Kansas State, Dec. 05, 2020; vs. Rice, Sept. 18, 2021, Rice Sept. 18, 2021; vs. UTSA, Sept. 17, 2022.
Long rush: 78, vs. UTSA, Sept. 17, 2022.
Receptions: 8, at Iowa State, Nov. 6, 2021
Receiving yards: 73, vs. Louisiana, Sept. 4, 2021 (4 receptions)
Receiving TDs: 2 [t-4th], vs. Colorado, Dec. 29, 2020
Long reception: 42, Alabama, Sept. 10, 2022
Total offense attempts: 35, at TCU, Oct. 2, 2021 (35 rush, 0 pass)
Total offense yards: 216, at TCU, Oct. 2, 2021 (216 rush, 0 pass)
All-purpose yards: 238, at TCU, Oct. 2, 2021
Kick returns: 1, vs. Colorado, Dec. 29, 2020
Kick return yards: 16, vs. Colorado, Dec. 29, 2020 (1 returns)
Long kick return: 16, vs. Colorado, Dec. 29, 2020
Tackles: 1, at Texas Tech, Sept. 24, 2022 (1-0); at Oklahoma State, Oct. 22, 2022 (1-0)

KEILAN ROBINSON, RB

Rush attempts: 9, at West Virginia, Nov. 20, 2021
Rush yards: 111, at West Virginia, Nov. 20, 2021 (9 carries)
Long rush: 65 vs. Rice, Sept. 18, 2021
Total offense attempts: 10, at West Virginia, Nov. 20, 2021 (9 rush, 1 rec)
Total offense yards: 111, at West Virginia, Nov. 20, 2021 (111 rush, 0 pass)
All-purpose yards: 127, at West Virginia, Nov. 20, 2021 (111 rush, 16 rec)
Receptions: 2, vs. TCU, Oct. 2, 2021; at Texas Tech, Sept. 24, 2022
Receiving yards: 35, at Texas Tech, Sept. 24, 2022 (1 reception)
Long reception: 35 yards, at Texas Tech, Sept. 24, 2022
Tackles: 1, at TCU, Oct. 2, 2021 (1-0); West Virginia, Oct. 1, 2022 (1-0); Iowa State, Oct. 15, 2022 (1-0)
Kickoff returns: 4, at Oklahoma State, Oct. 22, 2022
Kickoff return yards: 109, at Oklahoma State, Oct. 22, 2022
Long kickoff return: 52, TCU, Nov. 12, 2022
Blocked punt return for TD: 1, ULM, Sept. 3, 2022
Fumble Recoveries: 1, at Oklahoma State, Oct. 22, 2022

JA'TAVION SANDERS, TE

Points scored: 12, West Virginia, Oct. 1, 2022; vs. Oklahoma, Oct. 8, 2022
Touchdowns: 2, West Virginia, Oct. 1, 2022; vs. Oklahoma, Oct. 8, 2022
Receptions: 7, TCU, Nov. 12, 2022
Receiving yards: 85, ULM, Sept. 3, 2022
Long reception: 33, West Virginia, Oct. 1, 2022
All-purpose yards: 85, ULM, Sept. 3, 2022

WILL STONE, K

Tackles: 1, at Oklahoma State, Oct. 22, 2022 (1-0)

GABE SULSER, WR

Receptions: 2, ULM, Sept. 3, 2022
Receiving yards: 10, ULM, Sept. 3, 2022
All-purpose yards: 10, ULM, Sept. 3, 2022

DANIEL TREJO, P

Punt attempts: 8, at Oklahoma State, Oct. 22, 2022
Punt yards: 337, at Oklahoma State, Oct. 22, 2022 (8 punts)
Longest punt: 61, Alabama, Sept. 10, 2022
Punts Inside 20: 4, at Oklahoma State, Oct. 22, 2022

JORDAN WHITTINGTON, WR

Points scored: 6, at Kansas State, Dec. 05, 2020; vs. Louisiana, Sept. 4, 2021; Texas Tech, Sept. 25, 2021, at TCU, Oct. 2, 2021
Touchdowns: 1, at Kansas State, Dec. 05, 2020; vs. Louisiana, Sept. 4, 2021; Texas Tech, Sept. 25, 2021, at TCU, Oct. 2, 2021
Rush attempts: 1, at Kansas State, Dec. 05, 2020; vs. Colorado, Dec. 29, 2020; UTEP, Sept. 12, 2020
Rush yards: 20, vs. Colorado, Dec. 29, 2020 (1 carries)
Rush TDs: 1, at Kansas State, Dec. 05, 2020
Long rush: 20, vs. Colorado, Dec. 29, 2020
Receptions: 10 [t-5th], vs. Oklahoma, Oct. 10, 2020
Receiving yards: 113, vs. Louisiana, Sept. 4, 2021 (7 receptions)
Long reception: 43, UTEP, Sept. 12, 2020
All-purpose yards: 113, Louisiana, Sept. 4, 2021

XAVIER WORTHY, WR

Receptions: 14, Kansas, Nov. 13, 2021
Receiving yards: 261, vs. Oklahoma, Oct. 9, 2021 (9 reception)
Long reception: 75, vs. Oklahoma, Oct. 9, 2021
Touchdown receptions: 3, vs. Texas Tech, Sept. 25, 2021; Kansas, Nov. 13, 2021
All-purpose yards: 286, vs. Oklahoma, Oct. 9, 2021 (261 rec, 7r, 18 KR)
Kick returns: 1, vs. Oklahoma, Oct. 9, 2021
Kick return yards: 18, vs. Oklahoma, Oct. 9, 2021
Punt returns: 3, ULM, Sept. 3, 2022; Alabama, Sept. 10, 2022; at Oklahoma State, Oct. 22, 2022
Punt return yards: 56, at Oklahoma State, Oct. 22, 2022 (3 returns)
Long punt return: 29, at Oklahoma State, Oct. 22, 2022
Tackles: 1, Oklahoma State, Oct. 16, 2021 (1-0); Kansas State, Nov. 26, 2021 (1-0)

CAREER HIGHS | DEFENSE

JAHDAE BARRON, DB

Points scored: 6, at Texas Tech, Sept. 26, 2020
Touchdowns: 1, at Texas Tech, Sept. 26, 2020; vs. UTSA, Sept. 17, 2022
Interceptions: 1, vs. UTSA, Sept. 17, 2022; vs. Oklahoma, Oct. 8, 2022
Interceptions return for Touchdown: 1, vs. UTSA, Sept. 17, 2022
All-purpose yards: 2, at Texas Tech, Sept. 26, 2020
Punt return yards: 2, at Texas Tech, Sept. 26, 2020 (0 returns)
Long punt return: 2, at Texas Tech, Sept. 26, 2020
Tackles: 12, at Oklahoma State, Oct. 22, 2022 (6-6)
Solo tackles: 2, TCU, Nov. 12, 2022
Tackles for loss: 3.5, TCU, Nov. 12, 2022
Pass breakups: 1, UTEP, Sept. 12, 2020; Kansas, Nov. 13, 2021; at West Virginia, Nov. 20, 2021
Forced fumbles: 1, at Iowa State, Nov. 6, 2021
Fumbles recovered: 1, TCU, Nov. 12, 2022

MORICE BLACKWELL JR., LB

Tackles: 2, Kansas, Nov. 13, 2021 (2-0)
QB Hurries: 1, Kansas, Nov. 13, 2021
Pass breakup, 1, at Kansas State, Nov. 5, 2022
Blocked punts: 1, at Oklahoma State, Oct. 22, 2022

JARAY BLEDSOE, DL

Tackles: 1, ULM, Sept. 3, 2022 (0-1)

LUKE BROCKERMEYER, LB

Tackles: 12, vs.. Oklahoma, Oct. 9, 2021 (6-6)
Sacks: 0.5, vs.. Louisiana, Sept. 4, 2021 (0.5-5)
Solo tackles: 7, Oklahoma State, Oct. 16, 2021
Tackles for loss: 2.0, Oklahoma State, Oct. 16, 2021
Interceptions: 1, Texas Tech, Sept. 25, 2021; at Baylor, Oct. 30, 2021
Pass breakups: 1, vs.. Oklahoma, Oct. 9, 2021
Hurries: 1, vs.. Rice, Sept. 18, 2021; Texas Tech, Sept. 25, 2021

TERRENCE BROOKS, DB

Tackles: 1, ULM, Sept. 3, 2022 (0-1); Iowa State, Oct. 15, 2022 (1-0)

VERNON BROUGHTON, DL

Tackles: 2, vs. Colorado, Dec. 29, 2020 (2-0); Texas Tech, Sept. 25, 2021 (0-2); ULM, Sept. 3, 2022 (1-1); at Texas Tech, Sept. 24, 2022 (2-0)
Sacks: 1.0, vs. Colorado, Dec. 29, 2020 (1-0)
Tackles for loss: 1.0, vs. Colorado, Dec. 29, 2020 (1-0); at Texas Tech, Sept. 24, 2022 (1-0)

ETHAN BURKE, EDGE

Tackles: 3, ULM, Sept. 3, 2022 (1-2)
Tackles for loss: 0.5, ULM, Sept. 3, 2022 (0.5-0)
QB Hurry: 1, UTSA, Sept. 17, 2022

JETT BUSH, LB

Tackles: 4, at Kansas State, Dec. 05, 2020 (2-2); vs. Oklahoma, Oct. 10, 2020 (4-0); vs. Oklahoma, Oct. 8, 2022 (1-3)
Sacks: 1.0, vs. Louisiana, Sept. 4, 2021 (1.0-9)
Tackles for loss: 1.0, vs. Oklahoma, Oct. 10, 2020 (1-0), at Iowa State, Nov. 6, 2021 (1-0-1)
Fumbles forced: 1 [t-5th], vs. Colorado, Dec. 29, 2020
Fumbles recovered: 1 [t-5th], at TCU, Oct. 26, 2019

KEONDRÉ COBURN, DL

Tackles: 11, TCU, Oct. 03, 2020 (4-7)
Sacks: 1.0, Iowa State, Nov. 27, 2020 (1-0); Texas Tech, Nov. 29, 2019 (1-0); at Rice, Sept. 14, 2019 (1-0); Oklahoma State, Oct. 16, 2021 (1.0-7); at Kansas State, Nov. 5, 2022 (1.0-2)
Tackles for loss: 2.0, TCU, Oct. 03, 2020 (2-0); vs. Oklahoma, Oct. 8, 2022 (2-5)
Fumbles forced: 1, Texas Tech, Nov. 29, 2019; at Kansas State, Nov. 5, 2022
Pass breakups: 1, vs. Colorado, Dec. 29, 2020; Baylor, Oct. 24, 2020
Blacks: 1, Sacks: 0.5, vs. Louisiana, Sept. 4, 2021 (PA1)
QB Hurries: 1, at Baylor, Oct. 30, 2021; at Kansas State, Nov. 5, 2022

JD COFFEY III, DB

Tackles: 5, ULM, Sept. 3, 2022 (2-3)

ALFRED COLLINS, DL

Interceptions: 1, vs. Colorado, Dec. 29, 2020
Tackles: 5, vs. Colorado, Dec. 29, 2020 (1-4); Oklahoma State, Oct. 16, 2021 (3-2)
Sacks: 1.0, UTEP, Sept. 12, 2020 (1-0); Texas Tech, Sept. 25, 2021; vs. Oklahoma, Oct. 9, 2021 (1.0-7); Iowa State, Oct. 15, 2022 (1.0-3)
Tackles for loss: 2.0, Texas Tech, Sept. 25, 2021 (2.0-9)
Pass breakups: 1, vs. Colorado, Dec. 29, 2020; West Virginia, Nov. 07, 2020; Baylor, Oct. 24, 2020
Forced Fumbles: 1, at Baylor, Oct. 30, 2021
QB Hurries: 2, at Iowa State, Nov. 6, 2021

ANTHONY COOK, DB

Tackles: 12, at Texas Tech, Sept. 24, 2022 (8-4)
Solo tackles: 8, at Texas Tech, Sept. 24, 2022
Sacks: 1.0, at Kansas, Nov. 23, 2018 (1-0), at TCU, Oct. 2, 2021 (1-7)
Tackles for loss: 2.0, at TCU, Oct. 2, 2021 (2-9); Alabama, Sept. 10, 2022 (2-2)
Fumbles forced: 1, vs. Oklahoma, Oct. 12, 2019, at TCU, Oct. 2, 2021; Iowa State, Oct. 15, 2022
Fumbles recovered: 1, at TCU, Oct. 2, 2021
Pass breakups: 2, at Arkansas, Sept. 11, 2021

KITAN CRAWFORD, DB

Tackles: 7, at Oklahoma State, Oct. 22, 2022 (5-2)
Solo tackles: 5, at Oklahoma State, Oct. 22, 2022
Tackles for loss: 1.0, at Kansas State, Dec. 05, 2020 (1-0); vs. Oklahoma, Oct. 8, 2022 (1-2)
Pass breakups: 1, at Oklahoma State, Oct. 22, 2022
Blocked Kicks: 1, TCU, Nov. 12, 2022

PRINCE DORBAH, LB

Tackles: 4, West Virginia, Oct. 1, 2022 (3-1)
Tackles for loss: 1.0, West Virginia, Oct. 1, 2022 (1-1)

JUSTICE FINKLEY, EDGE

Tackles: 2, vs. Oklahoma, Oct. 8, 2022 (0-2)
Tackles for Loss: 0.5, vs. Oklahoma, Oct. 8, 2022 (0.5-5)
Sacks: 0.5, vs. Oklahoma, Oct. 8, 2022 (0.5-5)

JAYLAN FORD, LB

Tackles: 15, UTSA, Sept. 17, 2022 (10-5)
Solo tackles: 10, UTSA, Sept. 17, 2022
Tackles for loss: 2.0, Kansas State, Nov. 26, 2021 (2.0-2); Alabama, Sept. 10, 2022 (2-18); at Oklahoma State, Oct. 22, 2022 (2.0-11)
Sacks: 1.0, Alabama, Sept. 10, 2022 (1.0-11)
Forced fumbles: 1, UTSA, Sept. 17, 2022; at Texas Tech, Sept. 24, 2022; at Kansas State, Nov. 5, 2022
Fumble recoveries: 1, Iowa State, Oct. 15, 2022; at Kansas State, Nov. 5, 2022
Interceptions: 1, Iowa State, Oct. 15, 2022; at Kansas State, Nov. 5, 2022

DAVID GBENDA, LB

Tackles: 3, UTSA, Sept. 17, 2022 (3-0)

JAYLON GUILBEAU, DB

Tackles: 5, UTSA, at Oklahoma State, Oct. 22, 2022
Solo tackles: 3, at Oklahoma State, Oct. 22, 2022
Tackles for loss: 0.5, UTSA, Sept. 17, 2022
Pass breakup: 1, ULM, Sept. 3, 2022; at Oklahoma State, Oct. 22, 2022
QB Hurries: 3, at Oklahoma State, Oct. 22, 2022

D. J. HARRIS, JR., EDGE

Tackles: 2, Rice, Sept. 18, 2021 (2-0)
Sacks: 1.0, Rice, Sept. 18, 2021 (1.0-2)
Tackles for loss: 1.0, Rice, Sept. 18, 2021 (1.0-2)

ISHMAEL IBRAHEEM, DB

Pass breakup: 1, ULM, Sept. 3, 2022

D'SHAWN JAMISON, DB

Points scored: 6, at Rice, Sept. 14, 2019; at Kansas State, Sept. 29, 2018; at Oklahoma State, Oct. 31, 2020
Touchdowns: 1, at Rice, Sept. 14, 2019; at Kansas State, Sept. 29, 2018; at Oklahoma State, Oct. 31, 2020
Rush attempts: 2, at Kansas, Nov. 23, 2018; at Maryland, Sept. 01, 2018; vs. Maryland, Sept. 01, 2018
Rush yards: 14, at Kansas, Nov. 23, 2018 (2 carries)
Long rush: 8, at Kansas, Nov. 23, 2018
Receptions: 1, 4 times
Receiving yards: 17, Baylor, Oct. 13, 2018 (1 reception)
Long reception: 17, Baylor, Oct. 13, 2018
Total offense attempts: 2, at Kansas, Nov. 23, 2018 (2 rush, 0 pass); at Maryland, Sept. 01, 2018 (2 rush, 0 pass); vs. Maryland, Sept. 01, 2018 (2 rush, 0 pass)
Total offense yards: 14, at Kansas, Nov. 23, 2018 (14 rush, 0 pass)
All-purpose yards: 160, at Kansas State, Dec. 05, 2020
Punt returns: 4 [t-3rd], vs. Utah, Dec. 31, 2019; vs. Colorado, Dec. 29, 2020; UTEP, Sept. 12, 2020
Punt return yards: 102 [3rd], vs. Utah, Dec. 31, 2019 (4 returns)
Long punt return: 90 [2nd], at Kansas State, Sept. 29, 2018
Kick returns: 4, Iowa State, Nov. 27, 2020
Kick return yards: 150 [3rd], at Kansas State, Dec. 05, 2020 (3 returns)
Long kick return: 100 [t-1st], at Oklahoma State, Oct. 31, 2020
Interceptions: 2 [t-1st], at West Virginia, Oct. 05, 2019
Long Interception return: 69, ULM, Sept. 3, 2022
Tackles: 9, at Iowa State, Nov. 16, 2019 (8-1)
Tackles for loss: 1.5, Oklahoma State, Sept. 21, 2019 (1-0)
Fumbles forced: 1 [t-5th], at Baylor, Nov. 23, 2019
Fumbles recovered: 1 [t-5th], vs. Oklahoma, Oct. 12, 2019, at TCU, Oct. 2, 2021
Pass breakups: 2, Texas Tech, Nov. 29, 2019; vs. Oklahoma, Oct. 10, 2020; UTSA, Sept. 17, 2022; West Virginia, Oct. 1, 2022; at Oklahoma State, Oct. 22, 2022
Sacks: 1.0, at Texas Tech, Sept. 24, 2022 (1-1)
Blocked punt: 1, ULM, Sept. 3, 2022

JAMIER JOHNSON, DB

Tackles: 2, ULM, Sept. 3, 2022 (1-1); UTSA, Sept. 17, 2022 (2-0)
Pass breakup: 1, West Virginia, Oct. 1, 2022

AUSTIN JORDAN, DB

Tackles: 2, Alabama, Sept. 10, 2022 (0-2)
Tackles for loss: 0.5, Alabama, Sept. 10, 2022 (0.5-2)

BYRON MURPHY II, DL

Tackles: 5, at Texas Tech, Sept. 24, 2022 (5-0)
Sacks: 1.0, Rice, Sept. 18, 2021 (1.0-5); at Iowa State, Nov. 6, 2021
Tackles for loss: 1.5, at Iowa State, Nov. 6, 2021 (1.5-1); West Virginia, Oct. 1, 2022 (1.0-4)

OVIE OGHOUFO, EDGE

Tackles: 8, Oklahoma State, Oct. 16, 2021 (3-5)
Solo tackles, 4, at Baylor, Oct. 30, 2021
Sacks: 1.0, vs. Louisiana, Sept. 4, 2021 (1-6); vs. Rice, Sept. 18, 2021 (1.0-1); Alabama, Sept. 10, 2022 (1.0-4)
Tackles for loss: 2.0, at Texas Tech, Sept. 24, 2022 (2.0-5); TCU, Nov. 12, 2022 (2.0-4)
Hurries: 1, at Arkansas, Sept. 11, 2021; Oklahoma State, Oct. 16, 2021; UTSA, Sept. 17, 2022
Pass breakups: 1, vs. Rice, Sept. 18, 2021; at Oklahoma State, Oct. 22, 2022; at Kansas State, Nov. 5, 2022
Forced fumbles: 1, at Texas Tech, Sept. 24, 2022

MORO OJOMO, DL

Tackles: 5, West Virginia, Nov. 07, 2020 (2-3); at West Virginia, Nov. 20, 2021 (4-1)
Solo Tackles: 4, at West Virginia, Nov. 20, 2021; Kansas State, Nov. 26, 2021
Sacks: 1.0, West Virginia, Nov. 07, 2020 (1.0-0); Baylor, Oct. 24, 2020 (1.0-0); UTSA, Sept. 17, 2022; Iowa State, Oct. 15, 2022 (1-8)
Tackles for loss: 1.5, Baylor, Oct. 24, 2020 (1-0)
Fumbles recovered: 1, Kansas State, Nov. 09, 2019; at Kansas State, Nov. 5, 2022
Hurries: 1, at Arkansas (Sept. 11, 2021)
Pass breakups: 1, vs. Oklahoma, Oct. 10, 2020
Sacks: 0.5, vs.. Louisiana, Sept. 4, 2021

DEMARVION OVERSHOWN, LB

All-purpose yards: 29, vs. Oklahoma, Oct. 10, 2020
Interceptions: 1, Louisiana Tech, Aug. 31, 2019; vs. Colorado, Dec. 29, 2020; vs. Oklahoma, Oct. 10, 2020
Long interception return: 29, vs. Oklahoma, Oct. 10, 2020
Tackles: 13, Sacks: 0.5, vs. Louisiana, Sept. 4, 2021 (4-9)
Sacks: 1.0, Louisiana Tech, Aug. 31, 2019 (1-0); West Virginia, Nov. 07, 2020 (1-0); Kansas, Oct. 19, 2019 (1-0)
Tackles for loss: 2.0, West Virginia, Nov. 07, 2020 (2-0); at Iowa State, Nov. 16, 2019 (2-0); Kansas, Oct. 19, 2019 (2-0); vs.. Oklahoma, Oct. 9, 2021 (2-10)
Fumbles forced: 1 [t-5th], West Virginia, Nov. 07, 2020; at Baylor, Nov. 23, 2019; at Oklahoma State, Oct. 31, 2020
Fumbles recovered: 1 [t-5th], vs. Colorado, Dec. 29, 2020
Pass breakups: 2, at Texas Tech, Sept. 26, 2020; at Baylor, Oct. 30, 2021

DEVIN RICHARDSON, LB

Tackles: 4, ULM, Sept. 3, 2022 (2-2)
Tackles for loss: 0.5, ULM, Sept. 3, 2022 (0.5-1)

KRISTOPHER ROSS, DL

Tackles: 2, ULM, Sept. 3, 2022 (0-2)

BARRYN SORRELL, EDGE

Tackles: 11, TCU, Nov. 12, 2022
Tackles for loss: 3.0, TCU, Nov. 12, 2022
Sacks: 1.5, ULM, Sept. 3, 2022 (1.5-14); West Virginia, Oct. 1, 2022 (1.5-7); 1.5, TCU, Nov. 12, 2022 (1.5-15)
QB hurry: 1, at Texas Tech, Sept. 24, 2022; West Virginia, Oct. 1, 2022; at Oklahoma State, Oct. 22, 2022
Forced fumbles: 1, at Oklahoma State, Oct. 22, 2022
Pass breakup: 1, TCU, Nov. 12, 2022

ZAC SWANSON, DL

Tackles: 1, ULM, Sept. 3, 2022 (1-0)

T'VONDRE SWEAT, DL

Tackles: 5, TCU, Oct. 03, 2020 (0-5); at Arkansas, Sept. 11, 2021 (2-3)
Sacks: 1.0, vs. Oklahoma, Oct. 10, 2020 (1-0); Kansas State, Nov. 09, 2019 (1-0); at West Virginia, Nov. 20, 2021 (1-4)
Tackles for loss: 2.0, vs. Oklahoma, Oct. 8, 2022 (2-5)
Fumbles forced: 1 [t-5th], vs. Oklahoma, Oct. 10, 2020
Fumbles recovered: 1 [t-5th], TCU, Oct. 03, 2020; Texas Tech, Nov. 29, 2019
Pass breakups: 1, West Virginia, Nov. 07, 2020; Louisiana Tech, Aug. 31, 2019; at West Virginia, Oct. 05, 2019; at Baylor, Oct. 30, 2021; at Texas Tech, Sept. 24, 2022; West Virginia, Oct. 1, 2022
QB Hurries: 2, at Oklahoma State, Oct. 22, 2022

MICHAEL TAAFFE, DB

Tackles: 7, at Oklahoma State, Oct. 22, 2022 (4-3)
Solo tackles: 4, at Oklahoma State, Oct. 22, 2022
Tackles for loss: 0.5, UTSA, Sept. 17, 2022
Pass breakups: 1, at Oklahoma State, Oct. 22, 2022

J'MOND TAPP, EDGE

Tackles: 1, ULM, Sept. 3, 2022 (0-1)
QB Hurries: 1, UTSA, Sept. 17, 2022

JERRIN THOMPSON, DB

All-purpose yards: 21, at Kansas State, Dec. 05, 2020
Interceptions: 1, at Kansas State, Dec. 05, 2020
Long interception return: 21, at Kansas State, Dec. 05, 2020
Tackles: 10, West Virginia, Oct. 1, 2022 (6-4)
Tackles for loss: 1.0, at Arkansas, Sept. 11, 2021 (1.0-3); at Baylor, Oct. 30, 2021 (1.0-2); Kansas, Nov. 13, 2021 (1.0-1)
Fumbles forced, 1, vs. Rice, Sept. 18, 2021
Fumbles recovered: 1, Sacks: 0.5, vs. Louisiana, Sept. 4, 2021
Pass breakups: 3, at Oklahoma State, Oct. 22, 2022

DIAMONTE TUCKER-DORSEY, LB

Tackles: 4, ULM, Sept. 3, 2022 (2-2); at Texas Tech, Sept. 24, 2022 (1-3); vs. Oklahoma, Oct. 8, 2022 (1-3); Iowa State, Oct. 15, 2022 (2-2)
Sacks: 1.0, UTSA, Sept. 17, 2022 (1.0-7); TCU, Nov. 12, 2022 (1-5)
Tackles for loss: 1.5, UTSA, Sept. 17, 2022 (1.5-8)

RYAN WATTS, DB

Tackles: 7, West Virginia, Oct. 1, 2022 (5-2); Iowa State, Oct. 15, 2022 (5-2)
Tackles for loss: 2.0, TCU, Nov. 12, 2022 (2-14)
Sacks: 1.0, TCU, Nov. 12, 2022 (1-10)
Pass breakups: 2, at Texas Tech, Sept. 24, 2022
Interception: 1, at Oklahoma State, Oct. 22, 2022

2022 STATISTICS | OVERVIEW

2022 SCHEDULE & RESULTS

RECORD: 6-4 (4-3 BIG 12)
HOME: 4-2 ROAD: 1-2 NEUTRAL: 1-0

DATE	UT RANK	OPPONENT	W/L	SCORE	ATT
Sept. 3	RV/18	ULM	W	52-10	94,873
Sept. 10	RV/22	1/1 ALABAMA	L	19-20	105,213
Sept. 17	21/20	UTSA	W	41-20	102,520
Sept. 24	22/19	at Texas Tech*	L	34-37 (OT)	60,975
Oct. 1	NR/RV	WEST VIRGINIA*	W	38-20	100,740
Oct. 8		RV/RV vs. Oklahoma*+	W	49-0	92,100
Oct. 15	22/24	IOWA STATE*	W	24-21	100,072
Oct. 22	21/22	11/11 at Oklahoma State*	L	34-41	55,509
Nov. 5	24/RV/RV	13/13/14 at Kansas State*	W	34-27	51,216
Nov. 12	18/18/18	4/4/4 TCU*	L	10-17	
Nov. 29		at Kansas*			
Nov. 25		BAYLOR*			

* Big 12 Conference game // + Cotton Bowl (Dallas)

TEAM TOTALS

	TEXAS	OPPONENTS
Scoring	335	213
Points per game	33.5	21.3
Points Off Turnovers	49	16
First Downs	229	218
Rushing	88	74
Passing	118	122
Penalty	23	22
Rushing Yardage	1760	1271
Yards gained rushing	1950	1522
Yards lost rushing	190	251
Rushing attempts	347	372
Average per rush	5.1	3.4
Average per game	176.0	127.1
TDs Rushing	17	13
Passing Yardage	2463	2447
Comp-Att-Int	192-320-7	247-381-7
Average per pass	7.7	6.4
Average per catch	12.8	9.9
Average per game	246.3	244.7
TDs Passing	20	12
Total offense	4223	3718
Total plays	667	753
Average per play	6.3	4.9
Average per game	422.3	371.8
Kick returns: #-Yards	17-385	25-428
Punt returns: #-Yards	14-125	10-34
Int returns: #-Yards	7-137	7-89
Kick return average	22.6	17.1
Punt return average	8.9	3.4
Int return average	19.6	12.7
Fumbles-Lost	6-3	12-4
Penalties-Yards	65-531	64-497
Average per game	53.1	49.7
Punts-Yards	40-1648	54-2123
Average per punt	41.2	39.3
Net punt average	39.9	35.7
Kickoffs-Yards	66-4146	45-2754
Average per kick	62.8	61.2
Net kick average	41.6	37.4
Time of possession / game	27:13	32:34
3rd-down conversion	48/127	68/165
3rd-down pct	38%	41%
4th-down conversion	7/16	14/27
4th-down pct	44%	52%
Sacks by-Yards	24-155	12-85
Misc Yards	0	0
Touchdowns scored	41	25
Field goals - attempts	16-21	13-16
On-Side kicks	0-0	0-0
Red-zone scores	(37-42) 88%	(25-33) 76%
Red-zone touchdowns	(25-42) 60%	(16-33) 48%
PAT-attempts	(41-41) 100%	(24-24) 100%
2-point conversion-attempts	(0-0) 0%	(0-1) 0%
Attendance	607,621	167,700
Games / Avg per game	6/101270	3/55900
Neutral site games	-	1/92100

SCORE BY QUARTER

	1st	2nd	3rd	4th	OT	TOTAL
TEXAS	76	131	75	53	0	335
OPPONENTS	47	48	37	78	3	213

ATTENDANCE

Total	10 games	867,421 (86,742 avg)
Home	6 games	607,621 (101,270 avg)
Road	3 games	167,700 (55,900 avg)
Neutral	1 games	92,100 (92,100 avg)

RUSHING

NAME	G	ATT	GAIN	LOST	NET	AVG	TD	LONG	AVG/G
Bijan Robinson	10	204	1198	40	1158	5.7	12	78	115.8
Roschon Johnson	10	73	452	9	443	6.1	3	52	44.3
Jonathon Brooks	4	13	74	3	71	5.5	2	19	17.8
Hudson Card	10	17	118	72	46	2.7	0	32	4.6
Keilan Robinson	10	12	52	8	44	3.7	0	26	4.4
Jaydon Blue	6	8	19	2	17	2.1	0	10	2.8
Xavier Worthy	10	2	14	0	14	7.0	0	7	1.4
Quinn Ewers	7	12	23	44	-21	-1.8	0	16	-3.0
Team	10	6	0	12	-12	-2.0	0	0	-1.2
Total	10	347	1950	190	1760	5.1	17	78	176.0
Opponents	10	372	1522	251	1271	3.4	13	81	127.1

PASSING

NAME	G	EFF	C-A-I	PCT	YDS	TD	LONG	YPG
Quinn Ewers	7	129.5	117-212-6	55.2	1507	13	46	215.3
Hudson Card	10	158.3	74-107-1	69.2	923	6	45	92.3
Xavier Worthy	10	707.2	1-1-0	100.0	33	1	33	3.3
Total	10	140.9	192-320-7	60.0	2463	20	46	246.3
Opponents	10	125.5	247-381-7	64.8	2447	12	62	244.7

RECEIVING

NAME	G	NO	YDS	AVG	TD	LONG	AVG/G
Ja'Tavion Sanders	10	46	511	11.1	5	33	51.1
Xavier Worthy	10	44	584	13.3	9	46	58.4
Jordan Whittington	10	37	504	13.6	1	32	50.4
Bijan Robinson	10	19	314	16.5	2	42	31.4
Roschon Johnson	10	14	128	9.1	1	38	12.8
Keilan Robinson	10	11	143	13.0	2	35	14.3
Gunnar Helm	10	4	25	6.3	0	9	2.5
Casey Cain	10	4	93	23.3	0	43	9.3
Jahleel Billingsley	4	3	38	12.7	0	20	9.5
Savion Red	7	3	25	8.3	0	11	3.6
Gabe Sulser	4	2	10	5.0	0	6	2.5
Tarique Milton	10	2	40	20.0	0	28	4.0
Troy Omeire	4	1	9	9.0	0	9	2.3
Agiye Hall	3	1	7	7.0	0	7	2.3
Brenen Thompson	6	1	32	32.0	0	32	5.3
Total	10	192	2463	12.8	20	46	246.3
Opponents	10	247	2447	9.9	12	62	244.7

2022 STATISTICS | INDIVIDUAL

ALL-PURPOSE

NAME	G	RUSH	REC	PUNT RET	KO RET	IR	TOTAL	YPG
Bijan Robinson	10	1158	314	0	0	0	1472	147.2
Xavier Worthy	10	14	584	117	0	0	715	71.5
Roschon Johnson	10	443	128	0	39	0	610	61.0
Jordan Whittington	10	0	504	0	18	0	522	52.2
Keilan Robinson	10	44	143	12	316	0	515	51.5
Ja'Tavion Sanders	10	0	511	0	0	0	511	51.1
Casey Cain	10	0	93	0	0	0	93	9.3
Jonathon Brooks	4	71	0	0	0	0	71	17.8
D'Shawn Jamison	9	0	0	0	0	69	69	7.7
Jahdae Barron	10	0	0	0	0	50	50	5.0
Hudson Card	10	46	0	0	0	0	46	4.6
Tarique Milton	10	0	40	0	0	0	40	4.0
Jahleel Billingsley	4	0	38	0	0	0	38	9.5
Gunnar Helm	10	0	25	0	12	0	37	3.7
Brenen Thompson	6	0	32	0	0	0	32	5.3
Savion Red	7	0	25	0	0	0	25	3.6
Jaylan Ford	10	0	0	0	0	18	18	1.8
Jaydon Blue	6	17	0	0	0	0	17	2.8
Gabe Sulser	4	0	10	0	0	0	10	2.5
Troy Omeire	4	0	9	0	0	0	9	2.3
Agije Hall	3	0	7	0	0	0	7	2.3
Anthony Cook	10	0	0	-4	0	0	-4	-0.4
Quinn Ewers	7	-21	0	0	0	0	-21	-3.0
Team	10	-12	0	0	0	0	-12	-1.2
Total	10	1760	2463	125	385	137	4870	487.0
Opponents	10	1271	2447	34	428	89	4269	426.9

TOTAL OFFENSE

NAME	G	PLAYS	RUSH	PASS	YDS	YPG
Quinn Ewers	7	224	-21	1507	1486	212.3
Bijan Robinson	10	204	1158	0	1158	115.8
Hudson Card	10	124	46	923	969	96.9
Roschon Johnson	10	73	443	0	443	44.3
Jonathon Brooks	4	13	71	0	71	17.8
Xavier Worthy	10	3	14	33	47	4.7
Keilan Robinson	10	12	44	0	44	4.4
Jaydon Blue	6	8	17	0	17	2.8
Total	10	667	1760	2463	4223	422.3
Opponents	10	753	1271	2447	3718	371.8

INTERCEPTIONS

NAME	NO	YDS	AVG	TD	LONG
D'Shawn Jamison	2	69	34.5	1	69
Jahdae Barron	2	50	25.0	1	44
Jaylan Ford	2	18	9.0	0	18
Ryan Watts	1	0	0.0	0	0
Total	7	137	19.6	2	69
Opponents	7	89	12.7	0	25

FUMBLE RETURNS

NAME	NO	YDS	AVG	TD	LONG
Jahdae Barron	1	48	48.0	1	48
Jaylan Ford	2	0	0.0	0	0
Keilan Robinson	1	0	0.0	0	0
Total	4	48	12.0	1	48
Opponents	3	0	0.0	0	0

PUNT RETURNS

NAME	NO	YDS	AVG	TD	LONG
Xavier Worthy	12	117	9.8	0	29
Keilan Robinson	0	12	0.0	1	12
D'Shawn Jamison	1	0	0.0	0	0
Anthony Cook	1	-4	-4.0	0	0
Total	14	125	8.9	1	29
Opponents	10	34	3.4	0	20

KICK RETURNS

NAME	NO	YDS	AVG	TD	LONG
Keilan Robinson	12	316	26.3	0	52
Roschon Johnson	2	39	19.5	0	24
Jordan Whittington	1	18	18.0	0	18
Gunnar Helm	1	12	12.0	0	12
Morice Blackwell Jr.	1	0	0.0	0	0
Total	17	385	22.6	0	52
Opponents	25	428	17.1	0	33

PUNTING

NAME	NO	YDS	AVG	LONG	TB	FC	I20	50+	BLK
Daniel Trejo	39	1633	41.9	61	1	13	12	7	0
Isaac Pearson	1	15	15.0	15	0	0	0	0	0
Total	40	1648	41.2	61	1	13	12	7	0
Opponents	54	2123	39.3	61	4	20	14	7	3

KICKOFFS

NAME	NO	YDS	AVG	TB	OB	RETN	NET	YDLN
Will Stone	65	4081	62.8	23	2			
Bert Auburn	1	65	65.0	1	0			
Total	66	4146	62.8	24	2	25	41.6	23
Opponents	45	2754	61.2	26	1	17	37.4	27

2022 STATISTICS | QUARTERBACK DRIVE CHART

QUARTERBACK DRIVE CHART

	DRIVES STARTED	TDs	FGs	MFG	DRIVES ENDED BY		TO	SAFETY	CLOCK	POINTS SCORED	PTS/ DRIVE	QB EFFIC.
					PUNT	DOWN						
ULM												
Quinn Ewers	7	4	1	1	0	0	1	0	0	31	4.4	71.4%
Hudson Card	3	1	0	0	2	0	0	0	0	7	2.3	33.3%
Charles Wright	1	0	0	0	1	0	0	0	0	0	0.0	0.0%
ALABAMA												
Quinn Ewers	1	0	1	0	0	0	0	0	0	3	3.0	100%
Hudson Card	10	0	3	1	5	0	0	0	1	9	0.9	30.0%
Quinn Ewers/Hudson Card*	1	1	0	0	0	0	0	0	0	7	7.0	100%
UTSA												
Hudson Card	9	4	2	0	3	0	0	0	0	34	3.8	66.7%
Team	1	0	0	0	0	0	0	0	1	0	0.0	0.0%
TEXAS TECH												
Hudson Card	12	4	2	0	3	1	2	0	0	34	2.8	50.0%
WEST VIRGINIA												
Hudson Card	9	5	1	0	2	0	0	0	1	38	4.2	66.7%
Team	1	0	0	0	0	0	0	0	1	0	0.0	0.0%
OKLAHOMA												
Quinn Ewers	11	7	0	0	2	0	1	0	1	49	4.5	63.6%
Hudson Card/Charles Wright*	1	0	0	1	0	0	0	0	0	0	0.0	0.0%
Charles Wright	1	0	0	0	1	0	0	0	0	0	0.0	0.0%
IOWA STATE												
Quinn Ewers	9	3	1	1	3	1	0	0	0	24	2.7	44.4%
Quinn Ewers/Team*	1	0	0	0	0	0	0	0	1	0	0.0	0.0%
OKLAHOMA STATE												
Quinn Ewers	19	4	2	1	8	1	3	0	0	34	1.8	31.6%
KANSAS STATE												
Quinn Ewers	11	4	2	0	3	0	2	0	0	34	3.1	54.5%
Team	1	0	0	0	0	0	0	0	1	0	0.0	0.0%
TCU												
Quinn Ewers	12	0	1	0	7	3	1	0	0	3	0.3	8.3%
KANSAS												
BAYLOR												
PLAYER TOTALS												
Quinn Ewers	70	22	8	3	23	5	8	0	1	178	2.5	42.9%
Hudson Card	43	14	8	1	15	1	2	0	2	122	2.8	51.2%
Charles Wright	2	0	0	0	2	0	0	0	0	0	0.0	0.0%
Team	3	0	0	0	0	0	0	0	3	0	0.0	0.0%
Quinn Ewers/Hudson Card*	1	1	0	0	0	0	0	0	0	7	7.0	100%
Hudson Card/Charles Wright*	1	0	0	1	0	0	0	0	0	0	0.0	0.0%
Quinn Ewers/Team*	1	0	0	0	0	0	0	0	1	0	0.0	0.0%
TEXAS	121	37	16	5	39	6	10	0	7	307	2.5	43.8%
OPPONENTS	124	25	13	3	54	11	10	0	8	213	1.7	30.1%
CAREER TOTALS												
Hudson Card	79	26	8	3	31	4	5	0	2	206	2.6	43.0%
Quinn Ewers	70	22	8	3	23	5	8	0	1	178	2.5	42.9%
Charles Wright	2	0	0	0	2	0	0	0	0	0	0.0	0.0%

KEY: FG - denotes successful field goal | MFG - denotes missed field goal | QB EFFIC is the percentage of drives that generated points | Team - Team running out clock at the end of half | *Both quarterbacks participated in the drive

2022 STATISTICS | SCORING/BIG PLAYS

2022 SCORING DRIVES/NON-OFFENSIVE SCORES (57)

TIME	PLAYS-YARDS	RESULT	SCORING PLAY	OPPONENT
0:00	0-0	TD	Keilan Robinson 12 yd blk punt return	ULM
0:00	0-0	TD	D'Shawn Jamison 69 yd interception return	ULM
0:00	0-0	TD	Jahdae Barron 44 yd interception return	UTSA
0:00	0-0	TD	Jahdae Barron 48 yd fumble return	TCU
0:21	4-46	FG	Bert Auburn 48 yd field goal	at Texas Tech
0:38	2-42	TD	Bijan Robinson 41 yd pass from Quinn Ewers	at Oklahoma State
0:40	2-80	TD	Bijan Robinson 78 yd run	UTSA
0:54	7-27	TD	Xavier Worthy 3 yd pass from Quinn Ewers	at Kansas State
1:07	4-5	FG	Bert Auburn 33 yd field goal	at Oklahoma State
1:14	4-71	TD	Bijan Robinson 42 yd run	at Oklahoma State
1:24	3-62	TD	Keilan Robinson 35 yd pass from Hudson Card	at Texas Tech
1:26	5-50	TD	Bijan Robinson 9 yd run	ULM
1:32	7-80	TD	Roschon Johnson 52 yd run	at Oklahoma State
1:46	6-52	TD	Bijan Robinson 16 yd pass from Quinn Ewers	ULM
1:49	5-73	TD	Roschon Johnson 16 yd run	ULM
1:51	5-70	TD	Xavier Worthy 44 yd pass from Hudson Card	West Virginia
1:51	4-52	TD	Xavier Worthy 12 yd pass from Quinn Ewers	at Oklahoma State
2:02	7-74	FG	Bert Auburn 28 yd field goal	at Kansas State
2:03	11-62	FG	Bert Auburn 44 yd field goal	UTSA
2:07	6-47	TD	Ja Tavion Sanders 18 yd pass from Quinn Ewers	vs. Oklahoma
2:10	4-71	TD	Bijan Robinson 41 yd run	UTSA
2:14	6-71	TD	Bijan Robinson 1 yd run	West Virginia
2:22	6-74	TD	Ja Tavion Sanders 33 yd pass from Xavier Worthy	West Virginia
2:26	8-44	FG	Bert Auburn 49 yd field goal	Alabama
2:30	8-75	TD	Bijan Robinson 36 yd run	at Kansas State
2:37	5-54	TD	Jonathon Brooks 18 yd run	vs. Oklahoma
2:39	6-75	TD	Bijan Robinson 1 yd run	Alabama
2:48	9-79	TD	Ja Tavion Sanders 24 yd pass from Quinn Ewers	vs. Oklahoma
2:49	6-69	TD	Xavier Worthy 39 yd pass from Hudson Card	at Texas Tech
3:02	7-40	FG	Bert Auburn 37 yd field goal	at Oklahoma State
3:03	8-92	TD	Xavier Worthy 10 yd pass from Quinn Ewers	vs. Oklahoma
3:07	7-76	TD	Bijan Robinson 11 yd run	vs. Oklahoma
3:08	7-60	TD	Xavier Worthy 15 yd pass from Hudson Card	West Virginia
3:10	7-25	FG	Bert Auburn 41 yd field goal	ULM
3:10	9-80	TD	Keilan Robinson 15 yd pass from Quinn Ewers	vs. Oklahoma
3:12	6-24	FG	Bert Auburn 33 yd field goal	Alabama
3:13	6-87	TD	Ja Tavion Sanders 13 yd pass from Hudson Card	West Virginia
3:16	8-75	TD	Xavier Worthy 13 yd pass from Quinn Ewers	at Kansas State
3:19	7-64	TD	Ja Tavion Sanders 19 yd pass from Quinn Ewers	ULM
3:20	9-80	TD	Xavier Worthy 15 yd pass from Quinn Ewers	Iowa State
3:21	7-48	FG	Bert Auburn 26 yd field goal	UTSA
3:21	8-75	TD	Roschon Johnson 9 yd run	at Kansas State
3:28	9-80	TD	Jordan Whittington 5 yd pass from Quinn Ewers	Iowa State
3:49	10-43	FG	Bert Auburn 40 yd field goal	at Texas Tech
3:49	8-75	TD	Bijan Robinson 40 yd run	at Texas Tech
4:08	11-67	TD	Bijan Robinson 3 yd run	UTSA
4:10	12-71	FG	Bert Auburn 22 yd field goal	TCU
4:11	12-82	TD	Bijan Robinson 8 yd run	at Texas Tech
4:25	10-75	TD	Roschon Johnson 11 yd pass from Hudson Card	UTSA
4:25	11-64	FG	Bert Auburn 29 yd field goal	at Kansas State
4:31	12-90	TD	Bijan Robinson 2 yd rush	vs. Oklahoma
4:34	10-48	FG	Bert Auburn 45 yd field goal	West Virginia
4:43	13-75	FG	Bert Auburn 31 yd field goal	Iowa State
5:22	11-62	TD	Jonathon Brooks 19 yd run	ULM
5:47	12-65	FG	Bert Auburn 24 yd field goal	Alabama
5:56	14-67	FG	Bert Auburn 26 yd field goal	Alabama
6:15	11-75	TD	Xavier Worthy 3 yd pass from Quinn Ewers	Iowa State

20-YARD PLAYS (56)

YDS	TYPE	NAME()	OPPONENT
78	Rush	Bijan Robinson	UTSA
68	Rush	Bijan Robinson	at Kansas State
52*	Rush	Roschon Johnson	at Oklahoma State
46	Pass	Xavier Worthy from Quinn Ewers	Alabama
45	Pass	Xavier Worthy from Hudson Card	West Virginia
44*	Pass	Xavier Worthy from Hudson Card	West Virginia
43	Pass	Casey Cain from Quinn Ewers	DLM
42*	Rush	Bijan Robinson	at Oklahoma State
42	Pass	Bijan Robinson from Hudson Card	Alabama
41*	Pass	Bijan Robinson from Quinn Ewers	at Oklahoma State
41*	Rush	Bijan Robinson	UTSA
40*	Rush	Bijan Robinson	at Texas Tech
39*	Pass	Xavier Worthy from Hudson Card	at Texas Tech
38	Pass	Roschon Johnson from Quinn Ewers	vs. Oklahoma
37	Rush	Roschon Johnson	at Kansas State
36*	Rush	Bijan Robinson	at Kansas State
35*	Pass	Keilan Robinson from Hudson Card	at Texas Tech
33	Pass	Ja Tavion Sanders from Xavier Worthy	West Virginia
32	Pass	Brenen Thompson from Quinn Ewers	at Oklahoma State
32	Pass	Jordan Whittington from Quinn Ewers	vs. Oklahoma
32	Rush	Roschon Johnson	UTSA
32	Rush	Hudson Card	UTSA
31	Pass	Jordan Whittington from Hudson Card	West Virginia
30	Pass	Xavier Worthy from Quinn Ewers	at Oklahoma State
30	Pass	Bijan Robinson from Hudson Card	Alabama
29	Pass	Casey Cain from Hudson Card	Alabama
28	Pass	Tarique Milton from Hudson Card	at Texas Tech
27	Pass	Xavier Worthy from Quinn Ewers	at Oklahoma State
26	Pass	Bijan Robinson from Quinn Ewers	Iowa State
26	Rush	Keilan Robinson	vs. Oklahoma
26	Pass	Jordan Whittington from Hudson Card	UTSA
25	Pass	Jordan Whittington from Quinn Ewers	TCU
25	Rush	Bijan Robinson	Iowa State
25	Pass	Ja Tavion Sanders from Quinn Ewers	ULM
24	Pass	Ja Tavion Sanders from Quinn Ewers	ULM
24	Pass	Ja Tavion Sanders from Quinn Ewers	TCU
24	Pass	Xavier Worthy from Quinn Ewers	Iowa State
24	Pass	Ja Tavion Sanders from Quinn Ewers	vs. Oklahoma
24	Pass	Bijan Robinson from Hudson Card	West Virginia
23	Pass	Jordan Whittington from Quinn Ewers	at Oklahoma State
23	Pass	Roschon Johnson from Hudson Card	at Texas Tech
23	Pass	Jordan Whittington from Quinn Ewers	Iowa State
22	Pass	Jordan Whittington from Quinn Ewers	vs. Oklahoma
22	Pass	Jordan Whittington from Quinn Ewers	at Oklahoma State
22	Pass	Jordan Whittington from Hudson Card	West Virginia
22	Rush	Hudson Card	at Texas Tech
22	Rush	Bijan Robinson from Hudson Card	at Texas Tech
22	Pass	Xavier Worthy from Quinn Ewers	Alabama
21	Pass	Bijan Robinson from Quinn Ewers	at Kansas State
21	Pass	Ja Tavion Sanders from Quinn Ewers	at Oklahoma State
21	Pass	Xavier Worthy from Quinn Ewers	Iowa State
21	Rush	Bijan Robinson	ULM
20	Pass	Jordan Whittington from Quinn Ewers	TCU
20	Pass	Xavier Worthy from Quinn Ewers	at Kansas State
20	Pass	Jahleel Billingsley from Quinn Ewers	at Oklahoma State
20	Rush	Hudson Card	Alabama

*touchdown scored on play

20-YARD PLAYS (BY PLAYER)

NAME	TD	RUSH	REC	TOTAL
Robinson, Bijan	6	8	7	15
Worthy, Xavier	2	0	10	10
Whittington, Jordan	0	0	10	10
Sanders, Ja Tavion	1	2	3	3
Johnson, Roschon	0	5	0	5
Card, Hudson	0	5	0	5
Robinson, Keilan	1	1	1	2
Cain, Casey	0	0	2	2
Billingsley, Jahleel	0	0	1	1
Milton, Tarique	0	0	1	1
Thompson, Brenen	0	0	1	1
TOTAL	12	14	42	56

20-YARD PLAYS SUMMARY

OPPONENT	NO (TDs)
ULM	4 (0)
Pass	3 (0)
Rush	1 (0)
Alabama	6 (0)
Pass	5 (0)
Rush	1 (0)
UTSA	5 (2)
Pass	1 (0)
Rush	4 (2)
at Texas Tech	4 (2)
Pass	7 (3)
Rush	2 (2)
West Virginia	6 (2)
Pass	6 (2)
Rush	0 (0)
vs. Oklahoma	6 (1)
Pass	5 (1)
Rush	1 (0)
Iowa State	5 (0)
Pass	4 (0)
Rush	1 (0)
at Oklahoma State	9 (3)
Pass	7 (1)
Rush	2 (2)
at Kansas State	5 (1)
Pass	2 (0)
Rush	3 (1)
TCU	3 (0)
Pass	3 (0)
Rush	0 (0)
at Kansas	0 (0)
Pass	0 (0)
Rush	0 (0)
Baylor	0 (0)
Pass	0 (0)
Rush	0 (0)

2022 STATISTICS | SUPERLATIVES

INDIVIDUAL SINGLE-GAME SUPERLATIVES

CATEGORY	NO.	INDIVIDUAL
RUSHES	30	Bijan Robinson at Kansas St. (11/05/2022)
YARDS RUSHING	209	Bijan Robinson at Kansas St. (11/05/2022)
TD RUSHES	3	Bijan Robinson vs UTSA (09/17/2022)
LONG RUSH	78	Bijan Robinson vs UTSA (09/17/2022)
PASS ATTEMPTS	49	Quinn Ewers at Oklahoma St. (10/22/2022)
PASS COMPLETIONS	21	Quinn Ewers vs Oklahoma (N) (10/08/2022)
YARDS PASSING	319	Hudson Card vs West Virginia (10/01/2022)
TD PASSES	4	Quinn Ewers at Oklahoma St. (10/22/2022)
LONG PASS	46	Quinn Ewers vs Alabama (09/10/2022)
RECEPTIONS	8	Xavier Worthy vs Iowa St. (10/15/2022)
YARDS RECEIVING	119	Xavier Worthy vs West Virginia (10/01/2022)
TD RECEPTIONS	2	Xavier Worthy at Kansas St. (11/05/2022)
	2	Xavier Worthy vs Iowa St. (10/15/2022)
	2	Ja'Tavion Sanders vs Oklahoma (N) (10/08/2022)
	2	Ja'Tavion Sanders vs West Virginia (10/01/2022)
	2	Xavier Worthy vs West Virginia (10/01/2022)
LONG RECEPTION	46	Xavier Worthy vs Alabama (09/10/2022)
PUNTS	8	Daniel Trejo at Oklahoma St. (10/22/2022)
PUNTING AVG	46.4	Daniel Trejo vs Alabama (09/10/2022)
LONG PUNT	61	Daniel Trejo vs Alabama (09/10/2022)
PUNTS INSIDE 20	4	Daniel Trejo at Oklahoma St. (10/22/2022)
LONG PUNT RETURN	29	Xavier Worthy at Oklahoma St. (10/22/2022)
LONG KICKOFF RETURN	52	Keilan Robinson vs TCU (11/12/2022)
TACKLES	15	Jaylan Ford vs UTSA (09/17/2022)
SACKS	1.5	Barryn Sorrell vs TCU (11/12/2022)
	1.5	Barryn Sorrell vs West Virginia (10/01/2022)
	1.5	Barryn Sorrell vs ULM (09/03/2022)
TACKLES FOR LOSS	3.5	Jahdae Barron vs TCU (11/12/2022)
INTERCEPTIONS	1	Jaylan Ford at Kansas St. (11/05/2022)
	1	Ryan Watts at Oklahoma St. (10/22/2022)
	1	Jaylan Ford vs. Iowa St. (10/15/2022)
	1	Jahdae Barron vs Oklahoma (N) (10/08/2022)
	1	D'Shawn Jamison vs Oklahoma (N) (10/08/2022)
	1	Jahdae Barron vs UTSA (09/17/2022)
	1	D'Shawn Jamison vs ULM (09/03/2022)

TEAM SINGLE-GAME SUPERLATIVES

CATEGORY	NO.	TEAM
RUSHES	50	vs Oklahoma (N) (10/08/2022)
YARDS RUSHING	298	UTSA (09/17/2022)
YARDS PER RUSH	8.3	UTSA (09/17/2022)
TD RUSHES	3	vs Oklahoma (N) (10/08/2022)
	3	UTSA (09/17/2022)
	3	ULM (09/03/2022)
PASS ATTEMPTS	49	at Oklahoma St. (10/22/2022)
PASS COMPLETIONS	23	Alabama (09/10/2022)
YARDS PASSING	336	West Virginia (10/01/2022)
YARDS PER PASS	12.0	West Virginia (10/01/2022)
TD PASSES	4	vs Oklahoma (N) (10/08/2022)
	4	West Virginia (10/01/2022)
TOTAL PLAYS	81	at Oklahoma St. (10/22/2022)
	81	vs Oklahoma (N) (10/08/2022)
	81	vs Oklahoma (N) (10/08/2022)
TOTAL OFFENSE	585	vs Oklahoma (N) (10/08/2022)
YARDS PER PLAY	7.8	UTSA (09/17/2022)
POINTS	52	ULM (09/03/2022)
SACKS BY	5	TCU (11/12/2022)
FIRST DOWNS	36	vs Oklahoma (N) (10/08/2022)
PENALTIES	14	at Oklahoma St. (10/22/2022)
PENALTY YARDS	119	at Oklahoma St. (10/22/2022)
TURNOVERS	3	at Oklahoma St. (10/22/2022)
PUNTS	8	at Oklahoma St. (10/22/2022)
PUNTING AVG	46.4	Alabama (09/10/2022)
LONG PUNT	61	Alabama (09/10/2022)
PUNTS INSIDE 20	4	at Oklahoma St. (10/22/2022)
LONG PUNT RETURN	29	at Oklahoma St. (10/22/2022)

OPPONENT SINGLE-GAME SUPERLATIVES

CATEGORY	NO.	INDIVIDUAL
RUSHES	21	Kendre Miller vs TCU (11/12/2022)
	21	Brenden Brady vs UTSA (09/17/2022)
YARDS RUSHING	138	Kendre Miller vs TCU (11/12/2022)
TD RUSHES	3	Dominic Richardson at Oklahoma St. (10/22/2022)
LONG RUSH	81	Jase McClellan vs Alabama (09/10/2022)
PASS ATTEMPTS	57	Spencer Sanders at Oklahoma St. (10/22/2022)
PASS COMPLETIONS	37	Donovan Smith at Texas Tech (09/24/2022)
YARDS PASSING	391	Spencer Sanders at Oklahoma St. (10/22/2022)
TD PASSES	2	Adrian Martinez at Kansas St. (11/05/2022)
	2	Spencer Sanders at Oklahoma St. (10/22/2022)
	2	Hunter Dekkers vs Iowa St. (10/15/2022)
	2	Donovan Smith at Texas Tech (09/24/2022)
LONG PASS	62	Adrian Martinez at Kansas St. (11/05/2022)
RECEPTIONS	13	Myles Price at Texas Tech (09/24/2022)
YARDS RECEIVING	154	Xavier Hutchinson vs Iowa St. (10/15/2022)
TD RECEPTIONS	2	Jaylin Noel vs Iowa St. (10/15/2022)
LONG RECEPTION	62	Malik Knowles at Kansas St. (11/05/2022)
FIELD GOALS	3	Trey Wolff at Texas Tech (09/24/2022)
LONG FIELD GOALS	52	Will Reichard vs Alabama (09/10/2022)
PUNTS	8	Tom Hutton at Oklahoma St. (10/22/2022)
	8	Michael Turk vs Oklahoma (N) (10/08/2022)
PUNTING AVG	53.7	Ty Zentner at Kansas St. (11/05/2022)
LONG PUNT	61	Ty Zentner at Kansas St. (11/05/2022)
PUNTS INSIDE 20	4	Jordy Sandy vs TCU (11/12/2022)
LONG PUNT RETURN	20	Myles Price at Texas Tech (09/24/2022)
LONG KICKOFF RETURN	33	Brennan Presley at Oklahoma St. (10/22/2022)
TACKLES	13	Danny Stutsman vs Oklahoma (N) (10/08/2022)
SACKS	1	Tymon Mitchell vs TCU (11/12/2022)
	1	Dylan Horton vs TCU (11/12/2022)
	1	Trace Ford at Oklahoma St. (10/22/2022)
	1	Lee Kpogba vs West Virginia (10/01/2022)
	1	Jaylen Moody vs Alabama (09/10/2022)
	1	Will Anderson Jr. vs Alabama (09/10/2022)
	1	Kool-Aid McKinstry vs Alabama (09/10/2022)
	1	Cooper Webb vs ULM (09/03/2022)
	1	Anthony Campbell vs ULM (09/03/2022)
	1	Quincy Ledet vs ULM (09/03/2022)
TACKLES FOR LOSS	2	Trevor Harmanson vs UTSA (09/17/2022)
	2	Will Anderson Jr. vs Alabama (09/10/2022)
INTERCEPTIONS	2	Jason Taylor II at Oklahoma St. (10/22/2022)

OPPONENT TEAM SINGLE-GAME SUPERLATIVES

CATEGORY	NO.	TEAM
RUSHES	44	at Texas Tech (09/24/2022)
	44	TCU (11/12/2022)
	44	UTSA (09/17/2022)
YARDS RUSHING	161	Alabama (09/10/2022)
YARDS PER RUSH	6.7	Alabama (09/10/2022)
TD RUSHES	3	at Oklahoma St. (10/22/2022)
PASS ATTEMPTS	58	at Oklahoma St. (10/22/2022)
PASS COMPLETIONS	37	at Texas Tech (09/24/2022)
YARDS PASSING	393	at Oklahoma St. (10/22/2022)
YARDS PER PASS	9.1	at Kansas St. (11/05/2022)
	9.1	Iowa St. (10/15/2022)
TD PASSES	2	at Kansas St. (11/05/2022)
	2	at Oklahoma St. (10/22/2022)
	2	Iowa St. (10/15/2022)
	2	at Texas Tech (09/24/2022)
TOTAL PLAYS	99	at Texas Tech (09/24/2022)
TOTAL OFFENSE	535	at Oklahoma St. (10/22/2022)
YARDS PER PLAY	6.6	at Kansas St. (11/05/2022)
POINTS	41	at Oklahoma St. (10/22/2022)
SACKS BY	3	Alabama (09/10/2022)
	3	ULM (09/03/2022)
FIRST DOWNS	32	at Oklahoma St. (10/22/2022)
PENALTIES	15	Alabama (09/10/2022)
PENALTY YARDS	100	Alabama (09/10/2022)
TURNOVERS	2	at Kansas St. (11/05/2022)
	2	at Oklahoma St. (10/22/2022)
	2	Iowa St. (10/15/2022)
	2	vs Oklahoma (N) (10/08/2022)
PUNTS	9	at Oklahoma St. (10/22/2022)
PUNTING AVG	53.7	at Kansas St. (11/05/2022)
LONG PUNT	61	at Kansas St. (11/05/2022)
PUNTS INSIDE 20	4	TCU (11/12/2022)
LONG PUNT RETURN	20	at Texas Tech (09/24/2022)

2022 STATISTICS | MISCELLANEOUS

SCORING

SCORING	TD	FGS	KICK	PAT RUSH	PAT RCV	PAT PASS	PAT DXP	SAF	POINTS
Bert Auburn	-	16-21	41-41	-	-	-	-	-	89
Bijan Robinson	14	-	-	-	-	-	-	-	84
Xavier Worthy	9	-	-	-	-	-	-	-	54
Ja'Tavion Sanders	5	-	-	-	-	-	-	-	30
Roschon Johnson	4	-	-	-	-	-	-	-	24
Keilan Robinson	3	-	-	-	-	-	-	-	18
Jahdae Barron	2	-	-	-	-	-	-	-	12
Jonathon Brooks	2	-	-	-	-	-	-	-	12
D'Shawn Jamison	1	-	-	-	-	-	-	-	6
Jordan Whittington	1	-	-	-	-	-	-	-	6
Total	41	16-21	41-41	0	0	0	0	0	335
Opponents	25	13-16	24-24	0	0	0	0	0	213

FIELD GOAL ACCURACY

NAME	TOTAL	PCT	0-19	20-29	30-39	40-49	50+	LONG	BLK
Bert Auburn	16-21	76.2	0-0	6-7	4-6	6-8	0-0	49	1
Opponents	13-16	81.3	0-0	6-6	3-4	3-5	1-1	52	1

FG SEQUENCE	TEXAS	OPPONENTS
ULM	(41),38	(25)
Alabama	(26),20,(33),(24),(49)	(52),(33)
UTSA	(44),(26)	(24),(30)
at Texas Tech	(40),(48)	(27),(45),(20)
West Virginia	(45)	
vs. Oklahoma	42	
Iowa State	39,(31)	46
at Oklahoma State	(37),(33),46	(48),48,(40)
at Kansas State	(28),(29)	(22),(28)
TCU	(22)	34,(34)
at Kansas		
Baylor		

Numbers in parentheses indicate field goal was made.

TEXAS IN THE RED ZONE

Possessions	42
Total scores	37
Percentage	88.1
Points Scored	211
Touchdowns (rush/pass)	25 (11/14)
Field goals	12
Missed field goals	2
On downs	1
Turnovers (fumble/interception)	1 (0/1)
Clock	1

OPPONENTS IN THE RED ZONE

Possessions	33
Total scores	25
Percentage	75.8%
Points Scored	138
Touchdowns (rush/pass)	16 (10/6)
Field goals	9
Missed field goals	1
On downs	4
Turnovers (fumble/interception)	3 (0/3)
Clock	0

TEXAS NON-OFFENSIVE TOUCHDOWNS

YDS	PLAY	PLAYER	OPPONENT
48	Fumble Return	Jahdae Barron	TCU
44	INT Return	Jahdea Barron	UTSA
69	INT Return	D'Shawn Jamison	ULM
12	Blk Punt Return	Keilan Robinson	ULM

POINTS OFF TURNOVERS

OPPONENT	UT TOS	OPP POINTS	OPP TOS	UT POINTS
ULM	1	3	1	7
Alabama	0	0	0	0
UTSA	0	0	1	7
at Texas Tech	2	3	0	0
West Virginia	0	0	0	0
vs. Oklahoma	1	0	2	7
Iowa State	0	0	2	7
at Oklahoma State	3	3	2	7
at Kansas State	2	7	2	7
TCU	1	0	1	7
at Kansas				
Baylor				
TOTAL	8	16	9	49

2022 STATISTICS | GAME CAPSULES

GAME-BY-GAME CAPSULES

GAME	1ST DOWNS	RUSHING		PASSING			TOTAL	3RD DOWN	TIME OF
	R-PS-PN	ATT-YDS	TD	C-ATT-INT	YDS	TD	PLAYS-YDS	CONV.	POSSESSION
Texas	6-15-1	29-134	3	20-29-1	249	2	58-383	5-13	24:34
ULM	4-8-0	41-92	1	16-23-1	167	0	64-259	6-16	35:26
Texas	5-12-8	33-79	1	23-34-0	292	0	67-371	5-15	30:44
Alabama	5-11-0	24-161	1	27-39-0	213	1	63-374	3-12	29:16
Texas	12-8-1	36-298	3	15-23-0	161	1	59-459	4-11	23:39
UTSA	10-15-4	44-139	1	26-40-1	269	1	84-408	9-17	36:07
Texas	7-11-2	30-151	2	20-30-1	277	2	60-428	3-9	24:06
Texas Tech	9-20-2	44-148	2	37-55-0	331	2	99-479	7-20	34:02
Texas	10-12-3	32-110	1	22-28-0	336	4	60-446	5-9	27:50
West Virginia	8-11-3	30-61	2	29-48-0	253	1	78-314	9-18	32:10
Texas	18-16-2	50-296	3	21-31-1	289	4	81-585	10-15	32:59
Oklahoma	8-3-0	42-156	0	9-17-2	39	0	59-195	3-15	27:01
Texas	12-10-1	43-191	0	17-26-0	172	3	69-363	9-15	31:17
Iowa State	3-15-2	28-74	1	25-36-1	329	2	64-403	6-13	28:43
Texas	8-13-0	32-204	2	19-49-3	319	2	81-523	3-17	27:00
Oklahoma State	9-17-6	40-142	3	35-58-1	393	2	98-535	8-19	33:00
Texas	7-12-3	40-269	2	18-31-0	197	2	71-466	8-15	27:27
Kansas State	9-14-2	35-139	1	24-36-1	329	2	71-468	5-12	32:33
Texas	3-9-2	22-28	0	17-39-1	171	0	61-199	1-13	22:38
TCU	9-8-3	44-159	1	19-29-0	124	1	73-283	7-18	37:22
Texas
Kansas
Texas
Baylor

2022 CENTURY CLUB

RUSHING [7]

YARDS	ATTEMPTS	NAME, OPPONENT
216	30	Bijan Robinson, at Kansas State (11/5/2022)
183	20	Bijan Robinson, UTSA (9/17/2022)
140	24	Bijan Robinson, at Oklahoma State (10/22/2022)
135	28	Bijan Robinson, Iowa State (10/15/2022)
130	22	Bijan Robinson, vs. Oklahoma (10/8/2022)
103	16	Bijan Robinson, at Texas Tech (9/24/2022)
101	21	Bijan Robinson, West Virginia (10/1/2022)

RECEIVING [1]

YARDS	RECEPTIONS	NAME, OPPONENT
119	7	Xavier Worthy, West Virginia (10/1/2022)

2022 STATISTICS | DEFENSE

DEFENSE

DEFENSIVE LEADERS	GP	SOLO	AST	TOTAL	TFL/YDS	SACKS/YDS	INT-YDS	BRUP	QBH	FR-YDS	FF	KICK	SAF
41.....Jaylan Ford.....	10	50	41	91	8-35	2-21	2-18	1	1	2-0	3		
0.....DeMarvion Overshown.....	10	40	38	78	8-24	3-11		3	1				
23.....Jahdae Barron.....	10	37	25	62	9-25		2-50	1		1-48			
28.....Jerrin Thompson.....	10	37	22	59				6					
11.....Anthony Cook.....	10	26	22	48	3-5-8	0-5-0		2			1		
18.....Ovie Oghoufo.....	10	20	28	48	8-5-22	2-5-8		2	2		1		
6.....Ryan Watts.....	10	29	14	43	4-17	1-10	1-0	3					
88.....Barryn Sorrell.....	10	13	21	34	8-53	5-5-46		1	5		1		
3.....Diamonte Tucker-Dorsey.....	10	16	14	30	3-13	2-5-13					1		
93.....T'Vondre Sweat.....	10	8	18	26	2-5-6			2	5				
99.....Keondre Coburn.....	10	8	16	24	3-11	1-5-10			1		1		
98.....Moro Ojomo.....	9	11	11	22	5-5-29	3-23			2		1		
21.....Kitan Crawford.....	10	14	7	21				2				1	
36.....Michael Taaffe.....	10	10	11	21	0-5-0			1					
5.....D'Shawn Jamison.....	9	18	3	21	2-3	1-1	2-69	7				1	
90.....Byron Murphy II.....	10	8	11	19	3-13	1-7							
13.....Jaylon Guilbeau.....	8	8	11	19	0-5-1			2	4				
43.....Jett Bush.....	10	6	6	12									
95.....Alfred Collins.....	9	4	7	11	1-3				2				
30.....Devin Richardson.....	7	4	5	9	0-5-1								
2.....Roschon Johnson.....	10	5	3	8									
33.....David Gbenda.....	6	5	2	7									
32.....Prince Dorbah.....	5	3	4	7	1-1								
45.....Vernon Broughton.....	10	4	2	6	1-1				4				
1.....Justice Finkley.....	9		6	6	0-5-5	0-5-5							
8.....Terrance Brooks.....	6	4	2	6									
27.....JD Coffey III.....	4	3	3	6									
91.....Ethan Burke.....	8	4	1	5	1-5-1				1				
31.....Jamier Johnson.....	7	4	1	5				1					
7.....Keilan Robinson.....	10	3		3						1-0		1	
4.....Austin Jordan.....	10	1	2	3	0-5-2								
37.....Morice Blackwell Jr.....	9	2	1	3				1				1	
5.....Bijan Robinson.....	10	3		3									
97.....Kristopher Ross.....	1		2	2									
94.....Jaray Bledsoe.....	1		1	1									
29.....Zach Edwards.....	3		1	1									
15.....Will Stone.....	9	1		1									
86.....Zac Swanson.....	2	1		1									
47.....Luke Brockeremeyer.....	6	1		1									
17.....J'Mond Tapp.....	2		1	1					1				
42.....D.J. Harris Jr.....	1		1	1									
19.....Ishmael Ibraheem.....	1							1					
Totals.....	10	411	364	775	75-274	24-155	7-137	36	29	4-48	9	4	0
Opponents.....	10	362	274	636	47-174	12-85	7-89	21	23	3-0	3	1	0

GP - games played • GS - games started • SOLO - unassisted tackles • AST - assisted tackles • TOTAL - total tackles • TFL - tackles for loss • INT - interceptions

SPECIAL TEAMS TACKLES

NAME	TT (KO/PUNT)	NAME	TT (KO/PUNT)	NAME	TT (KO/PUNT)
Roschon Johnson.....	7 (4/3)	Ovie Oghoufo.....	1 (0/1)		
DeMarvion Overshown.....	5 (5/0)				
Jaylan Ford.....	4 (4/0)				
Kitan Crawford.....	4 (3/1)				
Ryan Watts.....	3 (3/0)				
Keilan Robinson.....	3 (1/2)				
Jett Bush.....	2 (2/0)				
Diamonte Tucker-Dorsey.....	2 (2/0)				
Morice Blackwell Jr.....	2 (1/1)				
Will Stone.....	1 (1/0)				
Michael Taaffe.....	1 (1/0)				
Zach Edwards.....	1 (0/1)				

2022 STATISTICS | DEFENSE

GAME-BY-GAME TACKLES (INDIVIDUAL)

TOTAL TACKLES	UA-A	TOT	ULM	ALA	UTSA	TT	WV	OU	ISU	OSU	KSU	TCU	KU	BU
Jaylan Ford	50-41	91	-	6-4	10-5	8-4	7-7	4-3	2-6	4-2	6-4	3-6		
DeMarvion Overshown	40-38	78	6-2	5-0	4-6	5-2	2-6	2-4	3-3	4-4	7-2	2-9		
Jahdae Barron	37-25	62	0-1	2-2	3-3	6-4	5-1	3-3	1-2	6-6	3-0	8-3		
Jerrin Thompson	37-22	59	2-2	4-3	4-0	7-3	6-4	4-3	3-1	3-2	4-2	0-2		
Anthony Cook	26-22	48	2-1	6-3	3-3	8-4	1-3	1-4	2-1	2-0	-	1-3		
Ovie Oghoufo	20-28	48	0-2	3-2	2-5	3-3	0-2	2-1	2-2	3-4	3-2	2-5		
Ryan Watts	29-14	43	1-1	3-2	1-1	3-2	5-2	1-0	5-2	0-2	5-1	5-1		
Barryn Sorrell	13-21	34	1-5	0-1	1-2	0-1	2-1	-	2-0	2-4	1-0	4-7		
Diamonte Tucker-Dorsey	16-14	30	2-2	0-1	2-1	1-3	2-0	1-3	2-2	1-1	2-0	3-1		
T'Vondre Sweat	8-18	26	1-1	0-1	1-3	2-2	-	3-1	0-2	0-2	1-2	0-4		
Keondre Coburn	8-16	24	1-2	1-2	1-2	0-2	0-1	1-2	-	0-1	3-0	1-4		
Moro Ojomo	11-11	22	1-2	1-1	1-1	DNP	1-0	2-2	2-1	2-2	1-1	0-1		
D'Shawn Jamison	18-3	21	2-0	1-0	2-0	5-1	2-0	1-2	2-0	2-0	1-0	DNP		
Kitan Crawford	14-7	21	0-1	-	1-0	2-0	1-0	2-1	2-2	5-2	1-0	0-1		
Michael Taaffe	10-11	21	0-2	-	1-2	-	-	1-1	0-1	4-3	4-2	-		
Byron Murphy II	8-11	19	1-1	1-1	0-2	4-1	1-2	1-0	-	0-3	-	0-1		
Jaylon Guilbeau	8-11	19	0-1	-	2-2	1-3	0-1	0-1	2-1	3-2	DNP	DNP		
Jett Bush	6-6	12	1-1	-	2-0	-	-	1-3	-	1-0	1-1	0-1		
Alfred Collins	4-7	11	DNP	-	1-0	1-2	-	1-1	1-0	0-3	-	0-1		
Devin Richardson	4-5	9	2-2	DNP	-	DNP	DNP	1-0	1-0	0-2	-	0-1		
Roschon Johnson	5-3	8	-	-	-	1-1	-	1-0	1-0	0-1	1-0	1-1		
David Gbenda	5-2	7	1-1	-	3-0	1-1	-	-	DNP	DNP	DNP	DNP		
Prince Dorbah	3-4	7	0-2	DNP	-	-	3-1	0-1	DNP	DNP	DNP	DNP		
Terrance Brooks	4-2	6	0-1	DNP	-	DNP	DNP	-	1-0	DNP	-	3-1		
Vernon Broughton	4-2	6	1-1	-	-	2-0	1-0	-	-	-	0-1	-		
JD Coffey III	3-3	6	2-3	DNP	-	DNP	-	1-0	DNP	DNP	DNP	DNP		
Justice Finkley	0-6	6	0-1	DNP	-	-	0-1	0-2	-	-	0-1	0-1		
Jamier Johnson	4-1	5	2-0	-	2-0	0-1	-	DNP	DNP	-	-	DNP		
Ethan Burke	4-1	5	2-1	DNP	1-0	-	DNP	1-0	-	-	-	-		
Keilan Robinson	3-0	3	-	-	-	-	1-0	-	1-0	-	-	1-0		
Bijan Robinson	3-0	3	-	-	-	1-0	-	-	-	1-0	-	1-0		
Morice Blackwell Jr.	2-1	3	DNP	-	-	-	-	-	-	1-0	0-1	1-0		
Austin Jordan	1-2	3	-	0-2	-	-	-	-	1-0	-	-	-		
Kristopher Ross	0-2	2	0-2	DNP	DNP	DNP	DNP	DNP	DNP	DNP	DNP	DNP		
Luke Brockermeyer	1-0	1	1-0	DNP	DNP	DNP	-	-	-	-	-	-		
Zac Swanson	1-0	1	1-0	DNP	-	DNP	DNP	DNP	DNP	DNP	DNP	DNP		
Will Stone	1-0	1	-	-	-	-	-	-	-	1-0	-	-		
Zach Edwards	0-1	1	-	0-1	-	DNP	DNP	DNP	DNP	DNP	DNP	DNP		
Jaray Bledsoe	0-1	1	0-1	DNP	DNP	DNP	DNP	DNP	DNP	DNP	DNP	DNP		
D.J. Harris Jr.	0-1	1	0-1	DNP	DNP	DNP	DNP	DNP	DNP	DNP	DNP	DNP		
J'Mond Tapp	0-1	1	0-1	DNP	-	DNP	DNP	DNP	DNP	DNP	DNP	DNP		

2022 OFFICIATING CREWS

1 - ULM

R: Chris Tallent
U: Rick DiBernardo
HL: Greg Downum
LJ: Steve Hoslett
FJ: Buddy Furqueron
SJ: John Teague
BJ: Chris Bailey
CJ: Craig Hesler

3 - UTSA

R: Derek Anderson
U: Michael Henderson
HL: Doug Moore
LJ: Quentin Givens
FJ: Gabriel DeLeon
SJ: Mark Graves
BJ: Daniel Young
CJ: Brian Alos

5 - WEST VIRGINIA

R: Michael Vandervelde
U: Robert Richeson
HL: John Braun
LJ: Darren Deckard
FJ: Robert Asel
SJ: Fulton Carson
BJ: Brian Ernest
CJ: Chris Tallent

7 - IOWA STATE

R: Tuta Salaam
U: Bill Bishop
HL: Matt Burks
LJ: Kelly Deterding
FJ: Rich Almeroth
SJ: Jason Ledet
BJ: Chris Alston
CJ: Dan Scanlan

9 - KANSAS STATE

R: Steve Baron
U: Sheldon Davis
HL: Cat Conti
LJ: Kelly Deterding
FJ: Scott Gaines
SJ: Rick Ockey
BJ: Donnie Aultman
CJ: Marvel July

11 - KANSAS

R:
U:
HL:
LJ:
FJ:
SJ:
BJ:
CJ:

2 - ALABAMA

R: Scott Campbell
U: Rick Podraza
HL: Andy Warner
LJ: Keith Garmond
FJ: Matt Mills
SJ: Marion Seneca
BJ: Tyree Walton
CJ: Corey Long

4 - TEXAS TECH

R: David Alvarez
U: Stuart Schake
HL: Rick Smith
LJ: Mark Estermyer
FJ: Joseph Martinez
SJ: Cory Luxner
BJ: Terry Jones
CJ: Ronnie Ford

6 - OKLAHOMA

R: Derek Anderson
U: Michael Henderson
HL: Doug Moore
LJ: Quentin Givens
FJ: Gabriel DeLeon
SJ: Mark Graves
BJ: Daniel Young
CJ: Brian Alos

8 - OKLAHOMA STATE

R: Kevin Mar
U: Marlow Fitzgerald
HL: Bradford Edwards
LJ: Scott Reilly
FJ: Randy Smith
SJ: Jim Murphy
BJ: Lyndon Nixon
CJ: Darren Winkley

10 - TCU

R: Michael Vandervelde
U: Robert Richeson
HL: John Braun
LJ: Darren Deckard
FJ: Robert Asel
SJ: Fulton Carson
BJ: Brian Ernest
CJ: Chris Tallent

12 - BAYLOR

R:
U:
HL:
LJ:
FJ:
SJ:
BJ:
CJ:

2022 STATISTICS | DEFENSE

DEFENSIVE LEADERS

SACKS	24.0-155	MULTI-TFL GAMES	21	FORCED FUMBLES	9	PASS BREAKUPS	36
Barryn Sorrell	5.5-46	Jahdae Barron	3.5-9, TCU	Jaylan Ford	3	D'Shawn Jamison	7
DeMarvion Overshown	3.0-11	Barryn Sorrell	3.0-18, TCU	Keondre Coburn	1	Jerrin Thompson	6
Moro Ojomo	3.0-23	Jaylan Ford	2.0-18, Alabama	Anthony Cook	1	DeMarvion Overshown	3
Diamonte Tucker-Dorsey	2.5-13	Barryn Sorrell	2.0-17, ULM	Ovie Oghoufo	1	Ryan Watts	3
Oghoufo	2.5-8	Ryan Watts	2.0-14, TCU	Moro Ojomo	1	Anthony Cook	2
Jaylan Ford	2.0-21	Jaylan Ford	2.0-11, at OSU	Barryn Sorrell	1	Kitan Crawford	2
Keondre Coburn	1.5-10	DeMarvion Overshown	2.0-9, ULM	Diamonte Tucker-Dorsey	1	Jaylon Guilbeau	2
Ryan Watts	1.0-10	Jahdae Barron	2.0-6, at Texas Tech			Ovie Oghoufo	2
Byron Murphy II	1.0-7	Ovie Oghoufo	2.0-5, at Texas Tech	RECOVERED FUMBLES	4-48	T'Vondre Sweat	2
D'Shawn Jamison	1.0-1	Keondre Coburn	2.0-5, Oklahoma	Jaylan Ford	2-0	Jahdae Barron	1
Justice Finkley	0.5-5	T'Vondre Sweat	2.0-5, Oklahoma	Jahdae Barron	1-48	Morice Blackwell Jr.	1
Anthony Cook	0.5-0	DeMarvion Overshown	2.0-4, at OSU	Keilan Robinson	1-0	Jaylan Ford	1
		Ovie Oghoufo	2.0-4, TCU			Ishmael Ibraheem	1
TACKLES FOR LOSS	75.0-274	Anthony Cook	2.0-2, Alabama	INTERCEPTIONS	7-137	Jamier Johnson	1
Jahdae Barron	9.0-25	Moro Ojomo	1.5-10, Iowa State	D'Shawn Jamison	2-69	Barryn Sorrell	1
Ovie Oghoufo	8.5-22	Diamonte Tucker-Dorsey	1.5-7, UTSA	Jahdae Barron	2-50	Michael Taaffe	1
Barryn Sorrell	8.0-53	Barryn Sorrell	1.5-7, West Virginia	Jaylan Ford	2-18		
Jaylan Ford	8.0-35	Jahdae Barron	1.5-6, at OSU	Ryan Watts	1-0	BLOCKED PUNTS	3
DeMarvion Overshown	8.0-24	Ovie Oghoufo	1.5-2, at KSU			Morice Blackwell, Jr.	1
Moro Ojomo	5.5-29	DeMarvion Overshown	1.5-2, at KSU			D'Shawn Jamison	1
Ryan Watts	4.0-17					Keilan Robinson	1
Anthony Cook	3.5-8	MULTI-SACK GAMES	3			BLOCKED FIELD GOALS/PAT	0
Byron Murphy II	3.0-13	Barryn Sorrell	1.5-14, ULM			Kitan Crawford - FG	1
Diamonte Tucker-Dorsey	3.0-13	Barryn Sorrell	1.5-7, West Virginia				
Keondre Coburn	3.0-11	Barryn Sorrell	1.5-15, TCU				
T'Vondre Sweat	2.5-6						
D'Shawn Jamison	2.0-3	QB PRESSURES	29				
Ethan Burke	1.5-1	Barryn Sorrell	5				
Alfred Collins	1.0-3	T'Vondre Sweat	5				
Vernon Broughton	1.0-1	Vernon Broughton	4				
Prince Dorbah	1.0-1	Jaylon Guilbeau	4				
Justice Finkley	0.5-5	Alfred Collins	2				
Austin Jordan	0.5-2	Ovie Oghoufo	2				
Jaylon Guilbeau	0.5-1	Moro Ojomo	2				
Devin Richardson	0.5-1	Ethan Burke	1				
Michael Taaffe	0.5-0	Keondre Coburn	1				
		Jaylan Ford	1				
		DeMarvion Overshown	1				
		J'Mond Tapp	1				

GAME-BY-GAME DEFENSIVE STATISTICS (TEAM)

OPPONENT	SACKS	TFL	FF	FR	INT	PBU	P BLK	FG BLK	XP BLK	QBP
ULM.....	3.0	8.0	0	0	1	2	1	0	0	1
ALABAMA.....	2.0	6.0	0	0	0	1	0	0	0	7
UTSA.....	1.0	5.0	2	0	1	3	0	0	0	4
at Texas Tech.....	2.0	8.0	2	0	0	6	0	0	0	3
WEST VIRGINIA.....	3.0	7.0	0	0	0	7	0	0	0	1
vs. Oklahoma.....	3.0	11.0	0	0	2	2	0	0	0	0
IOWA STATE.....	1.0	3.0	1	1	1	1	1	0	0	0
at Oklahoma State.....	2.0	8.0	1	1	1	10	1	0	0	9
at Kansas State.....	2.0	5.0	3	1	1	3	0	0	0	2
TCU.....	5.0	14.0	0	1	0	1	0	1	0	2
at Kansas.....										
BAYLOR.....										

2022 STATISTICS | STARTERS

2022 STARTERS (GAME-BY-GAME)

OFFENSE	QB	RB	TE	WR	WR	WR/TE/RB	LT	LG	C	RG	RT
ULM.....	Ewers.....	B. Robinson.....	Sanders.....	Worthy.....	Whittington.....	Helm (TE).....	Banks Jr.....	Conner.....	Majors.....	Hutson.....	Jones
ALABAMA.....	Ewers.....	B. Robinson.....	Sanders.....	Worthy.....	Whittington.....	Cain (WR).....	Banks Jr.....	Conner.....	Majors.....	Hutson.....	Jones
UTSA.....	Card.....	B. Robinson.....	Sanders.....	Worthy.....	Whittington.....	Karic (TE).....	Banks Jr.....	Conner.....	Majors.....	Hutson.....	Jones
at Texas Tech.....	Card.....	B. Robinson.....	Sanders.....	Worthy.....	K. Robinson (RB).....	R. Johnson (RB).....	Banks Jr.....	Conner.....	Majors.....	Hutson.....	Jones
WEST VIRGINIA.....	Card.....	B. Robinson.....	Sanders.....	Worthy.....	Whittington.....	Helm (TE).....	Banks Jr.....	Conner.....	Majors.....	Hutson.....	Jones
vs. Oklahoma.....	Ewers.....	B. Robinson.....	Sanders.....	Worthy.....	Whittington.....	Cain (WR).....	Banks Jr.....	Conner.....	Majors.....	Hutson.....	Jones
IOWA STATE.....	Ewers.....	B. Robinson.....	Sanders.....	Worthy.....	Whittington.....	K. Robinson (RB).....	Banks Jr.....	Conner.....	Majors.....	Hutson.....	Jones
at Oklahoma State.....	Ewers.....	B. Robinson.....	Sanders.....	Worthy.....	Whittington.....	Karic (TE).....	Banks Jr.....	Conner.....	Majors.....	Hutson.....	Jones
at Kansas State.....	Ewers.....	B. Robinson.....	Sanders.....	Worthy.....	Whittington.....	Helm (TE).....	Banks Jr.....	Conner.....	Majors.....	Hutson.....	Jones
TCU.....	Ewers.....	B. Robinson.....	Sanders.....	Worthy.....	Whittington.....	Karic (TE).....	Banks Jr.....	Conner.....	Majors.....	Hutson.....	Jones
at Kansas.....											
BAYLOR.....											

DEFENSE	JACK	DT	NT	END/BUCK	SLB	MLB	SPUR	CB	FS	BS	CB
ULM.....	Sorrell.....	Ojomo.....	Coburn.....	Oghoufo.....	Overshown.....	Ford.....	Guilbeau.....	Jamison.....	Cook.....	J. Thompson.....	Watts
ALABAMA.....	Sorrell.....	Ojomo.....	Coburn.....	Oghoufo.....	Overshown.....	Ford.....	Guilbeau.....	Jamison.....	Cook.....	J. Thompson.....	Watts
UTSA.....	Sorrell.....	Ojomo.....	Coburn.....	Oghoufo.....	Overshown.....	Ford.....	Barron.....	J. Johnson.....	Cook.....	J. Thompson.....	Watts
at Texas Tech.....	Guilbeau (DB).....	Broughton.....	Murphy II.....	Collins.....	Blackwell Jr.....	Gbenda.....	Barron.....	Jamison.....	Cook.....	J. Thompson.....	Watts
WEST VIRGINIA.....	Sorrell.....	Sweat.....	Coburn.....	Oghoufo.....	Overshown.....	Ford.....	Barron.....	Jamison.....	Cook.....	J. Thompson.....	Watts
vs. Oklahoma.....	Sorrell.....	Sweat.....	Coburn.....	Oghoufo.....	Overshown.....	Ford.....	Barron.....	Jamison.....	Cook.....	J. Thompson.....	Watts
IOWA STATE.....	Sorrell.....	Sweat.....	Coburn.....	Oghoufo.....	Overshown.....	Ford.....	Barron.....	Jamison.....	Cook.....	J. Thompson.....	Watts
at Oklahoma State.....	Sorrell.....	Sweat.....	Coburn.....	Oghoufo.....	Overshown.....	Ford.....	Barron.....	Jamison.....	Cook.....	J. Thompson.....	Watts
at Kansas State.....	Sweat.....	Ojomo.....	Coburn.....	Oghoufo.....	Overshown.....	Ford.....	Blackwell Jr.....	Jamison.....	Crawford.....	J. Thompson.....	Watts
TCU.....	Sorrell.....	Sweat.....	Coburn.....	Oghoufo.....	Overshown.....	Ford.....	Barron.....	Brooks.....	Cook.....	J. Thompson.....	Watts
at Kansas.....											
BAYLOR.....											

CAREER PARTICIPATIONS/STARTS

Player	Career Games	Career Starts	Consec Games	Consec Starts	Player	Career Games	Career Starts	Consec Games	Consec Starts	Player	Career Games	Career Starts	Consec Games	Consec Starts
Malik Agbo, OL	1	0	0	0	Quinn Ewers, QB	7	7	5	5	Ovie Oghoufo, EDGE	22	17	22	6
Jaden Alexis, WR	1	0	0	0	Charles Farris, K	0	0	0	0	Moro Ojomo, DL	47	29	6	0
Parker Alford, WR	2	0	0	0	Justice Finkley, EDGE	9	0	8	0	Troy Omeire, WR	4	0	0	0
BJ Allen Jr., DB	0	0	0	0	Michael Flanagan, LB	0	0	0	0	DeMarvin Overshown, LB	48	31	10	6
Paxton Anderson, WR	3	0	0	0	Jaylan Ford, LB	32	12	32	6	Colin Page, RB	0	0	0	0
Junior Angilau, WR	34	34	0	0	David Gbenda, LB	31	3	0	0	Logan Parr, OL	14	0	10	0
Ben Armstrong, EDGE	0	0	0	0	Graham Gillespie, DB	0	0	0	0	Remy Patson, WR	0	0	0	0
Gus Asel, WR	0	0	0	0	Sawyer Goram-Welch, DL	5	0	0	0	Isaac Pearson, P	1	0	0	0
Bert Auburn, K	11	0	10	0	Jaylon Guilbeau, DB	8	3	0	0	Will Pliska, OL	0	0	0	0
Michael Balis, OL	1	0	0	0	Agiye Hall, WR	3	0	0	0	Savion Red, WR	7	0	5	0
Ben Ballard, QB	2	0	0	0	Chris Hannon, EDGE	0	0	0	0	Devin Richardson, LB	18	0	5	0
Kelvin Banks Jr., OL	10	10	10	10	D.J. Harris, EDGE	3	0	0	0	Christian Rizzi, DB	1	0	0	0
Jahdae Barron, DB	24	9	17	1	Nathan Hatter, TE	1	0	0	0	Connor Robertson, OL	2	0	0	0
Patrick Bayouth, TE	3	0	0	0	Gunnar Helm, TE	22	3	22	0	Bijan Robinson, RB	29	26	10	10
Reece Beauchamp, WR	0	0	0	0	Myles Hill, TE	0	0	0	0	Keilan Robinson, RB	21	3	12	0
Jahleel Billingsley, TE	3	0	3	0	Cole Hutson, OL	10	10	10	10	Kristopher Ross, DL	1	0	0	0
Morice Blackwell Jr., LB	27	3	9	0	Ishmael Ibraheem, DB	2	0	0	0	Ja'Tavion Sanders, TE	22	10	22	10
Jaray Bledsoe, DL	1	0	0	0	D'Shawn Jamison, DB	57	39	0	0	Winston Smith, LB	0	0	0	0
Jaydon Blue, RB	7	0	1	0	Jamier Johnson, DB	17	1	0	0	Barryn Sorrell, EDGE	16	8	8	1
X'Avion Brice, DB	1	0	0	0	Roschon Johnson, RB	45	5	45	0	Lance St. Louis, DS	6	0	6	0
Luke Brockermeyer, LB	25	10	6	0	Trevell Johnson, LB	0	0	0	0	Will Stone, K	10	0	10	0
Jonathon Brooks, RB	8	0	0	0	Christian Jones, OL	45	32	45	32	Gabe Sulser, WR	4	0	0	0
Terrance Brooks, DB	6	1	2	1	Austin Jordan, DB	10	0	10	0	Zac Swanson, DL	2	0	0	0
Vernon Broughton, DL	25	1	24	0	Andrej Karic, OL	24	5	21	1	T'Vondre Sweat, DL	45	6	45	6
Derrick Brown, LB	0	0	0	0	Koby Kidd, LB	0	0	0	0	Michael Taaffe, DB	10	0	10	0
Aaron Bryant, DL	2	0	0	0	Marshall Landwehr, LB	0	0	0	0	J'Mond Tapp, EDGE	2	0	0	0
Ethan Burke, EDGE	8	0	5	0	Brayden Liebrock, TE	7	0	0	0	Joe Tatum, QB	0	0	0	0
Jett Bush, LB	41	1	14	0	Cole Lourd, QB	0	0	0	0	Brenen Thompson, WR	6	0	5	0
Casey Cain, WR	10	2	10	0	Tannahill Love, DB	0	0	0	0	Jerrin Thompson, DB	32	18	32	11
DJ Campbell, OL	4	0	1	0	Gabriel Lozano, K	0	0	0	0	Daniel Trejo, P	10	0	10	0
Hudson Card, QB	20	5	10	0	Jake Majors, OL	25	24	24	24	Diamonte Tucker-Dorsey, LB	10	0	10	0
Keondre Coburn, DL	48	42	46	6	Carson Marshall, DB	0	0	0	0	Larry Turner-Gooden, DB	2	0	0	0
JD Coffey III, DB	10	0	0	0	Rick McBroom, OL	0	0	0	0	Neto Umeozulu, OL	2	0	0	0
Alfred Collins, DL	31	6	9	0	Hamilton McMartin, WR	0	0	0	0	Ryan Watts, DB	10	10	10	10
Hayden Conner, OL	18	10	13	10	Max Merril, OL	0	0	0	0	Jordan Whittington, WR	24	14	12	6
Anthony Cook, DB	57	24	43	1	Quinn Merritt, WR	0	0	0	0	Cameron Williams, OL	10	0	10	0
Kitan Crawford, DB	30	1	13	0	Tarique Milton, WR	10	0	10	0	Doak Wilson, DB	0	0	0	0
Juan Davis, TE	11	0	3	0	Thatcher Milton, WR	0	0	0	0	Chad Wolf, OL	0	0	0	0
Prince Dorbah, EDGE	7	0	0	0	Maalik Murphy, QB	0	0	0	0	Ky Woods, RB	0	0	0	0
Zach Edwards, DS	15	0	0	0	Byron Murphy II, DL	22	2	22	0	Xavier Worthy, WR	22	22	22	22
Joshua Egbuna, EDGE	0	0	0	0	Isaiah Neyor, WR	0	0	0	0	Charles Wright, QB	4	0	0	0

2022 STATISTICS | STARTERS/PARTICIPATION

# NAME	GP/GS	ULM	ALA	UTSA	TTU	WVU	OU	ISU	OSU	KSU	TCU	KU	BU
0 DeMarvin Overshown	10/9	START	START	START	XXX	START	START	START	START	START	START		
0 Ja'Tavion Sanders	10/10	START	START	START	START	START	START	START	START	START	START		
1 Hudson Card	10/3	XXX	XXX	START	START	START	XXX	XXX	XXX	XXX	XXX		
1 Justice Finkley	9/0	XXX	...	XXX	XXX	XXX	XXX	XXX	XXX	XXX	XXX		
2 Roschon Johnson	10/1	XXX	XXX	XXX	START	XXX	XXX	XXX	XXX	XXX	XXX		
2 Larry Turner-Gooden	2/0	XXX	XXX		
3 Diamonte Tucker-Dorsey	10/0	XXX	XXX	XXX	XXX	XXX	XXX	XXX	XXX	XXX	XXX		
3 Quinn Ewers	7/7	START	START	START	START	START	START	START		
4 Jordan Whittington	10/9	START	START	START	XXX	START	START	START	START	START	START		
4 Austin Jordan	10/0	XXX	XXX	XXX	XXX	XXX	XXX	XXX	XXX	XXX	XXX		
5 D'Shawn Jamison	9/8	START	START	XXX	START	START	START	START	START	START	START		
5 Bijan Robinson	10/10	START	START	START	START	START	START	START	START	START	START		
6 Ryan Watts	10/10	START	START	START	START	START	START	START	START	START	START		
7 Keilan Robinson	10/2	XXX	XXX	XXX	START	XXX	XXX	START	XXX	XXX	XXX		
8 Xavier Worthy	10/10	START	START	START	START	START	START	START	START	START	START		
8 Terrance Brooks	6/1	XXX	...	XXX	XXX	XXX	...	XXX	START		
9 Jahleel Billingsley	4/0	XXX	XXX	XXX	XXX		
11 Anthony Cook	10/9	START	START	START	START	START	START	START	START	XXX	START		
11 Brenen Thompson	6/0	XXX	XXX	XXX	XXX	XXX	XXX		
13 Jaden Alexis	1/0	XXX		
13 Jaylon Guilbeau	8/3	START	START	XXX	START	XXX	XXX	XXX	XXX		
14 Charles Wright	3/0	XXX	...	XXX	XXX		
14 X'Avion Brice	1/0	XXX		
15 Agiye Hall	3/0	XXX	XXX	XXX		
15 Will Stone	10/0	XXX	XXX	XXX	XXX	XXX	XXX	XXX	XXX	XXX	XXX		
16 Tarique Milton	10/0	XXX	XXX	XXX	XXX	XXX	XXX	XXX	XXX	XXX	XXX		
17 Savion Red	7/0	XXX	...	XXX	XXX	XXX	XXX	XXX	XXX		
17 J'Mond Tapp	2/0	XXX	...	XXX		
18 Ovie Oghoufo	10/9	START	START	START	XXX	START	START	START	START	START	START		
19 Ishmael Ibraheem	1/0	XXX		
21 Kitan Crawford	10/1	XXX	XXX	XXX	XXX	XXX	XXX	XXX	XXX	START	XXX		
21 Troy Omeire	4/0	XXX	...	XXX	XXX	XXX		
23 Jahdae Barron	10/7	XXX	XXX	START	START	START	START	START	START	XXX	START		
23 Jaydon Blue	7/0	XXX	...	XXX	XXX	XXX	XXX	...	XXX		
24 Jonathon Brooks	4/0	XXX	...	XXX	XXX	XXX		
27 JD Coffey III	4/0	XXX	...	XXX	...	XXX	XXX		
28 Jerrin Thompson	10/10	START	START	START	START	START	START	START	START	START	START		
29 Zach Edwards	3/0	XXX	XXX	XXX		
30 Devin Richardson	7/0	XXX	...	XXX	XXX	XXX	XXX	XXX	XXX		
31 Jamier Johnson	7/1	XXX	XXX	START	XXX	XXX	XXX	XXX	...		
32 Prince Dorbah	5/0	XXX	...	XXX	XXX	XXX	XXX		
33 David Gbenda	6/1	XXX	XXX	XXX	START	XXX	XXX		
35 Daniel Trejo	10/0	XXX	XXX	XXX	XXX	XXX	XXX	XXX	XXX	XXX	XXX		
36 Michael Taaffe	10/0	XXX	XXX	XXX	XXX	XXX	XXX	XXX	XXX	XXX	XXX		
37 Morice Blackwell Jr.	9/2	...	XXX	XXX	START	XXX	XXX	XXX	XXX	START	XXX		
41 Jaylan Ford	10/9	START	START	START	XXX	START	START	START	START	START	START		
42 D.J. Harris Jr.	1/0	XXX		
43 Jett Bush	10/0	XXX	XXX	XXX	XXX	XXX	XXX	XXX	XXX	XXX	XXX		
45 Vernon Broughton	10/1	XXX	XXX	XXX	START	XXX	XXX	XXX	XXX	XXX	XXX		
45 Bert Auburn	10/0	XXX	XXX	XXX	XXX	XXX	XXX	XXX	XXX	XXX	XXX		
47 Luke Brockermeier	7/0	XXX	XXX	XXX	XXX	XXX	XXX		
48 Patrick Bayouth	2/0	XXX	XXX		
49 Isaac Pearson	1/0	XXX		
52 DJ Campbell	4/0	XXX	XXX	...	XXX	...	XXX		
53 Aaron Bryant	2/0	XXX	...	XXX		
54 Cole Hutson	10/10	START	START	START	START	START	START	START	START	START	START		
56 Cameron Williams	10/0	XXX	XXX	XXX	XXX	XXX	XXX	XXX	XXX	XXX	XXX		
58 Lance St. Louis	7/0	XXX	XXX	XXX	XXX	XXX	XXX	XXX		
62 Connor Robertson	2/0	XXX	XXX		
65 Jake Majors	10/10	START	START	START	START	START	START	START	START	START	START		
67 Malik Agbo	1/0	XXX		
69 Andrej Karic	10/3	XXX	XXX	START	XXX	XXX	XXX	XXX	START	XXX	START		
70 Christian Jones	10/10	START	START	START	START	START	START	START	START	START	START		
71 Logan Parr	10/0	XXX	XXX	XXX	XXX	XXX	XXX	XXX	XXX	XXX	XXX		
72 Neto Umeozulu	2/0	XXX	XXX		
76 Hayden Conner	10/10	START	START	START	START	START	START	START	START	START	START		
78 Kelvin Barks Jr.	10/10	START	START	START	START	START	START	START	START	START	START		
81 Juan Davis	7/0	XXX	...	XXX	XXX	XXX	...	XXX	XXX		
83 Gabe Sulser	4/0	XXX	...	XXX	...	XXX	XXX		
85 Gunnar Helm	10/3	START	XXX	XXX	XXX	START	XXX	XXX	XXX	START	XXX		
86 Paxton Anderson	1/0	XXX		
86 Zac Swanson	2/0	XXX	...	XXX		
88 Casey Cain	10/2	XXX	START	XXX	XXX	XXX	START	XXX	XXX	XXX	XXX		
88 Barryn Sorrell	10/8	START	START	START	XXX	XXX	START	START	START	XXX	START		
90 Byron Murphy II	10/1	XXX	XXX	XXX	START	XXX	XXX	XXX	XXX	XXX	XXX		
91 Ethan Burke	8/0	XXX	...	XXX	XXX	...	XXX	XXX	XXX	XXX	XXX		
93 T'Vondre Sweat	10/6	XXX	XXX	XXX	XXX	START	START	START	START	START	START		
94 Jaray Bledsoe	1/0	XXX		
95 Alfred Collins	9/1	...	XXX	XXX	START	XXX	XXX	XXX	XXX	XXX	XXX		
97 Kristopher Ross	1/0	XXX		
98 Moro Ojomo	9/4	START	START	START	...	XXX	XXX	XXX	XXX	XXX	XXX		
99 Keondre Coburn	10/9	START	START	START	XXX	START	START	START	START	START	START		