



# KANSAS

## FOOTBALL GAME NOTES

### GAME 11



vs.



**KANSAS JAYHAWKS**  
6-4, 3-4 Big 12

**TEXAS LONGHORNS**  
6-4, 4-3 Big 12

Saturday, November 19, 2022 | 2:30 p.m. CT  
David Booth Kansas Memorial Stadium (47,233)

### KANSAS SET TO CELEBRATE SENIOR DAY IN FIRST HOME MATCHUP WITH TEXAS SINCE 2018

The Kansas Jayhawks will host their final home game of the 2022 season on Saturday when the Texas Longhorns visit David Booth Kansas Memorial Stadium. The trip to Lawrence will be the first visit from the Longhorns since 2018 when Texas topped Kansas 24-17 in the final game of the season. The Longhorns were scheduled to visit in 2020, however the game was cancelled during the COVID-19 pandemic. The two teams hooked up for a classic last year in Austin with the Jayhawks earning a 57-56 overtime win in front of 95,202 fans. Kansas will be looking for wins against Texas in back-to-back years for the first time in program history. Kansas, did however, win the first two games ever in the series between the two teams, topping Texas in 1901 and then again in 1938. Four of the past five matchups between the two teams have been decided by a touchdown or less. Kansas has been victorious in two of those matchups (2016: 24-21; 2021: 57-56) and Texas has also earned two wins (2018: 24-17; 2019: 50-48). Texas is led this season by running back Bijan Robinson, who leads the Big 12 Conference and is ranked ninth nationally with 1,158 rushing yards. He's also first in the conference in rushing yards per game at 115.8 and third in the Big 12 in rushing touchdowns with 12, just one behind the co-leaders. Kickoff between the two teams is set for 2:30 p.m., on FS1. Noah Eagle and Mark Helfrich will have the call.

### JAYHAWK QUICK HITS

- The Jayhawks enter their final home game of the season, averaging 7.33 yards per play this season, which ranks second nationally behind Ohio State (7.60). The program record for yards per play in a season is 6.40, set in 1950.
- Kansas has seven plays of 60 or more yards this season, including three against Texas Tech last time out. The seven plays of 60 or more yards are tied for fifth most in the country, behind only TCU (9) and Air Force, Florida and UAB (8).
- Kansas has posted five games of 500 yards or more of total offense already this season in 10 games after a 525-yard performance against Texas Tech. That is the best mark since the 2007 team posted seven such games in 13 contests.
- From 2018 to 2021, Kansas posted six games of 500 or more yards of total offense in 45 games. During that span, the Jayhawks topped the 500-yard mark twice against conference opponents. This season, KU has already topped the 500-yard mark against three conference opponents.



**KANSAS JAYHAWKS**  
6-4, 3-4 Big 12  
Head Coach: Lance Leipold

Record	6-4 (3-4 Big 12)
Ranking (CFP/AP/Coaches)	nr/nr/nr
Last Game	Nov. 12, 2022 (Loss at Texas Tech, 28-43)
Head Coach	Lance Leipold
Career Record	154-53 (16th Season)
Record at Kansas	8-14 (2nd Season)

### 2022 TEAM STATISTICS

Points Per Game	36.9
1st Downs	201
Rushing Yards	2,105
Passing Yards	2,341
Total Offense	4,446
Touchdowns	50
Field Goals	7-12
Time of Possession	28:31
Sacks	22-134

### 2022 STATISTICAL LEADERS

Passing	Jason Bean (85/131, 1,256 yds, 13 TD)
Rushing	Devin Neal (142 att, 951 yds, 7 TD)
Receiving	Lawrence Arnold (31 rec, 529 yds, 4 TD)
Tackles	Kenny Logan Jr. (80 tackles)
Sacks	Lonnie Phelps Jr. (6 sacks)
Interceptions	Cobee Bryant (3 interceptions)

### ON THE AIR



TV: FS1 [(Noah Eagle (Play-by-Play), Mark Helfrich (Analyst)).



Radio: Jayhawk Radio Network [(Brian Hanni (Play-by-Play), David Lawrence (Analyst), Brandon McAnderson (Sideline)).



SIRIUS/ONLINE: Sirius (135 or 201), SXM App (964).

- The Kansas offense also ranks fourth in the country in team passing efficiency (171.99), seventh in third down conversion percentage (51.7%), 17th in scoring offense (36.9), 18th in rushing offense (210.5) and sixth in fewest sacks allowed (0.80 per game).
- Running back Devin Neal rushed for 190 yards last game against Texas Tech, one game after rushing for 224 yards against Oklahoma State. Neal is the first Kansas running back since June Henley in 1996 to rush for 190+ yards in back-to-back games. Henley rushed for 201 yards against TCU and 216 against Utah.
- Neal is the first Power 5 running back to rush for 190+ yards in back-to-back games this season. Only Neal and UCLA's Zach Charbonnet have rushed for 190+ yards in two games at all this season.
- Neal is averaging 6.70 yards per carry, which is seventh in the country and second in the Big 12. He has eight runs of 30 or more yards on the season, which is tied with Charbonnet for second-most in the country behind UAB's DeWayne McBride.
- Cornerback Cobee Bryant had three pass breakups against Texas Tech on Saturday, and now has eight for the season. He has 11 passes defended in nine games this season (three interceptions, eight pass breakups), and leads the Big 12 at 1.22 passes defended per game.
- In its last home game, Kansas snapped a 44-game losing streak to ranked opponents with a win over No. 18 Oklahoma State. It was the program's first win over a ranked opponent since 2010 versus Georgia Tech. It was the first win over a ranked team at home since beating Iowa State in 2005.
- The Jayhawks have seen significant improvement this season in several statistical categories on both sides of the ball. Offensively, Kansas ranks fourth in team passing efficiency after ranking 91st last year. Kansas is seventh nationally in third down conversions. Last season, the Jayhawks ranked 95th. Additionally, the Jayhawks are sixth in the country in fewest sacks allowed after a respectable showing of 17th last year. Overall, Kansas is 29th in total offense, after ranking 113th last year.
- Defensively, Kansas ranked 118th in team sacks, but are 67th this year. Additionally, Kansas ranks 21st in interceptions, after ranking 104th last year. In the red zone, Kansas ranked 118th in red zone defense last year, but rank 37th this year.
- Quarterback Jason Bean has 14 touchdown passes this season, which puts him tied for eighth in school history in single-season touchdown passes. He is knotted with Mark Williams (1995), Frank Seurer (1983) and Dick Gilman (1948).



**TEXAS LONGHORNS**  
6-4, 4-3 Big 12  
Head Coach: Steve Sarkisian

Record	6-4 (4-3 Big 12)
Ranking (AP/Coaches)	nr/nr/nr
Last Game	Nov. 12, 2022 (Loss vs. No. 4 TCU, 10-17)
Head Coach	Steve Sarkisian
Career Record	57-46 (9th Season)
Record at Texas	11-11 (2nd Season)

### 2022 TEAM STATISTICS

Points Per Game	33.5
1st Downs	229
Rushing Yards	1,760
Passing Yards	2,463
Total Offense	4,223
Touchdowns	41
Field Goals	16-21
Time of Possession	2:13
Sacks	24-155

### 2022 STATISTICAL LEADERS

Passing	Quinn Ewers (117/212, 1,507 yds, 13 TD)
Rushing	Bijan Robinson (204 att, 1,158 yds, 12 TD)
Receiving	Xavier Worthy (44 rec, 584 yds, 9 TD)
Tackles	Jaylan Ford (91 tackles)
Sacks	Barry Sorrell (5.5 sacks)
Interceptions	Three Players (2 interceptions)

### 2022 SCHEDULE

	<b>Sept. 2</b> Tennessee Tech <b>Golden Eagles</b> David Booth Kansas Memorial Stadium   Lawrence, Kan.	<b>W</b> 56-10
	<b>Sept. 10</b> West Virginia <b>Mountaineers</b> Milan Puskar Stadium   Morgantown, W.Va.	<b>W</b> 55-42 (OT)
	<b>Sept. 17</b> Houston <b>Cougars</b> TDECU Stadium   Houston, Texas	<b>W</b> 48-30
	<b>Sept. 24</b> Duke <b>Blue Devils</b> David Booth Kansas Memorial Stadium   Lawrence, Kan.	<b>W</b> 35-27
	<b>Oct. 1</b> Iowa State <b>Cyclones</b> David Booth Kansas Memorial Stadium   Lawrence, Kan.	<b>W</b> 14-11
	<b>Oct. 8</b> #17/18 TCU <b>Horned Frogs</b> David Booth Kansas Memorial Stadium   Lawrence, Kan.	<b>L</b> 31-38
	<b>Oct. 15</b> Oklahoma <b>Sooners</b> Gaylord Family Oklahoma Memorial Stadium   Norman, Okla.	<b>L</b> 42-52
	<b>Oct. 22</b> Baylor <b>Bears</b> McLane Stadium   Waco, Texas	<b>L</b> 23-35
	<b>Nov. 5</b> #18/18 Oklahoma State <b>Cowboys</b> David Booth Kansas Memorial Stadium   Lawrence, Kan.	<b>W</b> 37-16
	<b>Nov. 12</b> Texas Tech <b>Red Raiders</b> Jones AT&T Stadium   Lubbock, Texas	<b>L</b> 28-43
	<b>Nov. 19</b> Texas <b>Longhorns</b> David Booth Kansas Memorial Stadium   Lawrence, Kan.	2:30 p.m. CT FS1
	<b>Nov. 26</b> Kansas State <b>Wildcats</b> Bill Snyder Family Stadium   Manhattan, Kan.	TBA

### BY THE NUMBERS

## 500+

The Jayhawks have accounted for 500+ yards of offense in five games so far this season, which is the most in a single season since 2007, when the Jayhawks posted seven games with 500+ yards. From 2018 to 2021, Kansas posted six games of 500 or more yards of total offense in 45 games. During that span, the Jayhawks topped the 500-yard mark twice against conference opponents. This season, KU has already topped the 500-yard mark against three conference opponents.

## 60+

Through 10 games this season, Kansas has seven plays of 60+ yards, including three against Texas Tech last week. The seven plays of 60 or more yards are tied for fifth most in the country, behind only TCU (9) and Air Force, Florida and UAB (8).

## 36.9

Kansas is averaging 36.9 points per game this season, marking a 16.1 improvement from 2021. Kansas' improvement is the second highest in the country, behind only Washington. Furthermore, Kansas has improved +120.4 in yards per game this season from 324.2 to 444.6, which ranks third nationally behind Georgia Southern (134.1) and Washington (174.8).

### A KU WIN WOULD ...

- Move Kansas to 596-673-58 all-time, including 9-14 under head coach Lance Leipold. Leipold's career record would improve to 155-53.
- Give Kansas seven wins for the first time since 2008, when the Jayhawks finished 8-5 and won the Insight Bowl.
- Give Kansas its fifth home win of the season at 5-1, marking the first time since 2008 that Kansas had five or more home wins in a season.
- Give Kansas back-to-back wins over the Longhorns for the second time in school history and the first since defeating Texas in its first two meetings in 1901 and 1938.
- Brings the series record between Kansas and Texas to 6-5, in favor of the Longhorns, including 7-4 in games played in Lawrence.
- Make Kansas 9-6 in games played on November 19 all-time, including 2-0 against the Longhorns.



**HC LANCE LEIPOLD**

## GAME WEEK SCHEDULE

### Mon., Nov. 14

**11:30 am** - Head Coach Lance Leipold Press Conference (Anderson Family Football Complex).

### Tues., Nov. 15

**11 am** - Coordinator Media Availability (Anderson Family Football Complex)

**11:30 am** - Student Athlete availability (Anderson Family Football Complex)

### Wed., Nov. 16

**6 pm** - Hawk Talk with Lance Leipold (Johnny's Tavern West Lawrence)

### Thurs., Nov. 17

No media availability

### Fri., Nov. 18

No media availability

### Sat., Nov. 19

**2:30 p.m.** - Kansas vs. Texas

Postgame media availability to take place in-person in Mrkonic Auditorium inside Anderson Family Football Complex. Setup can begin at the start of the third quarter.

### Credentials

All credential requests can be made online at <https://kuathne.ws/22FBCredentials>. All credentials will be made available for pickup on game day at the entrance to the Mississippi Street Garage.

### Photographers

Credentials for sideline photographers will be issued on the basis of circulation, with priority granted to agencies covering the participating schools on a regular basis.

### Parking

Media parking is located in the Mississippi Street Parking Garage just south of the Kansas Union on the southeast side of Memorial Stadium. The garage is approximately two blocks away from the stadium.

### Pressbox and Gameday Services

The Kivisto Field at David Booth Kansas Memorial Stadium pressbox is located on the west side of the stadium. Entrance is at the base of the elevator located just off of Maine Street. There is also a field-level media entrance at Gate 35. Level eight is reserved for the print media, home and visiting radio, home and visiting booths for coaches and athletics directors, along with game and scoreboard operations. Level nine serves as the photo deck and the location for television booths. Television monitors are also part of the fixtures in both home and visiting radio booths.

### Wireless Internet

Complimentary access to wireless internet is available at Memorial Stadium and information about how to access it will be available in the pressbox.

### Telephones

Writers wanting phone lines at their seat locations should contact the KU Telecommunications Office at (785) 864-9300 regarding installation. For specific line location, please list Andy Eisch as the contact. Allow at least two weeks notice prior to the game.

### Weekly News Conference

Kansas Head Football Coach Lance Leipold will conduct a weekly press conference each Tuesday during the season. The press conference will begin at 11:30 a.m., and will be conducted in-person at Mrkonic Auditorium inside Anderson Family Football Complex.

Offensive Coordinator Andy Kotelnicki, Defensive Coordinator Brian Borland and select student-athletes will be available each Wednesday throughout the season, beginning at 11:30 a.m., at Mrkonic Auditorium.

\*Please note that for the first game of the season, each availability will be moved up one day to accommodate the Friday season-opener.

After the conclusion of games, Coach Leipold and select student-athletes will be made available in a press conference setting.

### Interviews

Contact the communications office for all player or coach interview requests. To request players, media should contact Daniel Berk ([dberk@ku.edu](mailto:dberk@ku.edu); 785-312-2159) or Andy Eisch ([aeisch@ku.edu](mailto:aeisch@ku.edu); 785-330-3698). Out-of-town media wishing to interview Kansas players should also contact the communications office with their requests.

Home and cell phone numbers for players will not be provided and players have been instructed not to accept calls from media without prior notice from the communications office. Please do not contact a player or coach without scheduling the interview through the communications office.

### Digital Assets

Head shots and selected video and audio elements will be made available throughout the season on the KU Athletics Media FTP: <https://kuathne.ws/KUMediaShare>.

\*Please note that all formats and policies are subject to change throughout the season.



collegepressbox is the official media website for Division I football. Access and download game notes, quotes, statistics, media guides, headshots, logos and more for all FBS schools, conferences, postseason games, awards and the College Football Playoff. For access, please register for an account at [collegepressbox.com/register](http://collegepressbox.com/register).

## QUICK FACTS

Location	Lawrence, Kan.
Founded	1866
Enrollment	27,619 (Fall 2020)
Chancellor	Douglas A. Girod (UC Davis, 1981; UC San Francisco, 1985)
Athletics Director	Travis Goff (Kansas, 2002; Tulane, 2007)
Colors	Crimson (Pantone 186) & Blue (Pantone 293)
Nickname	Jayhawks
Affiliations	NCAA Division I Big 12 Conference
Conference Website	<a href="http://www.Big12Sports.com">www.Big12Sports.com</a>
Ticket Office	800.34.HAWKS (42957) KUTickets.com

### KANSAS FOOTBALL COMMUNICATIONS STAFF

Office	785.864.3417
Assistant AD - Communications	Daniel Berk
Cell	785.312.2159
Email	<a href="mailto:dberk@ku.edu">dberk@ku.edu</a>
Director of Football Communications	Andy Eisch
Cell	785.330.3698
Email	<a href="mailto:aeisch@ku.edu">aeisch@ku.edu</a>
KU Athletics Website	<a href="http://KUathletics.com">KUathletics.com</a>
Football Credentials	<a href="https://kuathne.ws/22FBCredentials">https://kuathne.ws/22FBCredentials</a>
Facebook	<a href="https://www.facebook.com/KUathletics">/KUathletics</a>
Twitter	<a href="https://twitter.com/KUathletics">@KUathletics</a>
Instagram	<a href="https://www.instagram.com/KUathletics">@KUathletics</a>

### STADIUM

Football Facility	David Booth Kansas Memorial Stadium
Capacity	47,233
Largest Crowd	52,530 (Sept. 5, 2009 vs. Northern Colorado)
Surface	Field Turf (2009)
Year Opened	1921
Press Box Phone (Media Only)	785.864.5593

### COACHING INFORMATION

Head Coach	Lance Leipold
Alma Mater	Wisconsin-Whitewater, 1987, 1991
Record at Kansas	8-14
Career Record (Seasons)	154-53 (16th Season)
Defensive Coordinator	Brian Borland
Offensive Coordinator	Andy Kotelnicki
Assistant Coach - Offensive Line	Scott Fuchs
Assistant Coach - Defensive Ends/Special Teams Coordinator	Taiwo Onatolu
Assistant Coach - Defensive Tackles	Jim Panagos
Assistant Coach - Defensive Backs	Jordan Peterson
Assistant Coach - Wide Receivers	Terrence Samuel
Assistant Coach - Linebackers	Chris Simpson
Assistant Coach - Running Backs	Jonathan Wallace
Assistant Coach - Quarterbacks	Jim Zebrowski
Senior Analyst - Offense	Stephen Matos
Senior Analyst - Offense	Bill Queisert
Senior Analyst - Offense	Matt Lubick
Analyst - Defense	Oscar Rodriguez
Senior Analyst - Defense	Mark DeLeone
Senior Analyst - Special Teams	Luke Roth
Senior Analyst - Special Teams	Aaron Miller
Quality Control - Defense	Shane Toub
Graduate Assistant - Offense	James Price
Graduate Assistant - Offense	Chris Labidou
Graduate Assistant - Defense	Brian Stoldt
Graduate Assistant - Defense	Darrian Wilson

### HISTORY

First Season of Record	1890
Seasons	131st
All-Time Record	594-673-58
Conference Titles (Last)	7 (2007)
Big 12 Titles (Last)	1 (North Division 2007)
Bowl Games (Last)	12 (2008)
Bowl Game Titles (Last)	6 (2008)
Bowl Games Record	6-6

### TEAM INFORMATION

2021 Overall Record	2-10
2020 Conference Record	1-8 (10th)
2021 Home Record	1-5
2021 Road Record	1-5

THE SKY'S THE LIMIT

- Kansas has continued to have a strong season offensively in 2022 under the direction of Offensive Coordinator Andy Kotelnicki, whose offense returned nine starters from a season ago.
- The Jayhawks rank 17th in the country in scoring offense at 36.9 points per game. The Jayhawks averaged 20.8 points per game last season, ranking 111th of 130 teams. The 36.9 points per game are the most by a Kansas team since the 2007 squad averaged 42.7 points per game.
- Over the last 10 seasons, the highest scoring average for the Jayhawks was 23.5 in 2019.
- The Jayhawks are up to 50 touchdowns this season after not having more than 36 in any season over the last 10 years. The balance has been impeccable, with 23 rushing touchdowns and 25 passing touchdowns on the season.
- Kansas has rushed for 2,105 yards in 10 games, an average of 210.5 yards per game. That total ranks fourth in the Big 12 and No. 18 nationally. The Jayhawks are averaging 5.95 yards per carry on 352 attempts. Kansas ranked 58th in rushing offense last season. Kansas rushed for 242 yards against Texas Tech.
- KU has continued to execute at a high-level on third downs this season. The Jayhawks lead the Big 12 in third-down percentage, converting on 61-of-118 (52%) attempts this season. That number also ranks seventh nationally.
- The Kansas offensive line did not allow a sack in the first three games of the season and the Jayhawks enter the 11th game of the season ranked sixth nationally with just eight sacks allowed. KU didn't allow a sack against Oklahoma State in its most recent home contest.
- Kansas has topped the 500-yard mark five times this season and three times in conference play. From 2010 to 2018, Kansas topped the 500-yard mark just once in a conference game when the Jayhawks totaled 514 yards versus Iowa State in 2014.

STATISTIC	2022	2021	2020
Total Offense	444.6 yds	324.2 yds	259.2 yds
Sacks Allowed	8 (10 gms)	16	47 (9 gms)
Average Yards Per Play	7.3	5.2	3.7
3rd Down Percentage	52%	36%	23%
Rushing Yards Per Game	210.5	139.3	104.9
Points Per Game	37.9	20.8	15.8

MOST TOUCHDOWNS SCORED IN THE LAST 10 SEASONS

YEAR	TOUCHDOWNS
1. 2022 (through 10 games)	50
2. 2019	36
3. 2018	33
4. 2021	32
5. 2016	29
6. 2014	27
7. 2017	25
8. 2015	24
9. 2013	21
10. 2020 (nine games)	18

HIGHEST TOTAL OFFENSE OUTPUT IN BIG 12 GAMES SINCE 2010

Total Yards	Year	Opponent
569	2019	Texas
554	2022	Oklahoma State
540	2022	TCU
527	2019	Texas Tech
525	2022	Texas Tech
514	2014	Iowa State

HIGHEST TOTAL OFFENSE AVERAGE BY KANSAS SINCE 1950

1. 2007	479.8 yards
2. 2022	444.6 yards
3. 2008	432.4 yards
4. 2009	422.4 yards
5. 2003	421.5 yards
6. 1984	403.1 yards
7. 1968	401.8 yards

REAL DEAL DEVIN NEAL

- After a true freshman season that saw Devin Neal rush for 707 yards on 158 carries – an average of 4.5 yards per carry – the Lawrence native is back and having a banner sophomore season.
- Through 10 games this season, Neal has rushed for 951 yards on 142 carries, averaging 6.7 yards per carry. He ranks second in the Big 12 and seventh in the nation in yards per carry.
- He's coming off the best two-game stretch of his career and the best two-game stretch by a Jayhawk in more than 25 years. After rushing for 224 yards on 32 carries (and 110 receiving yards), Neal rushed for 190 yards on 24 carries against Texas Tech.
- Neal is the first Power 5 running back this season to rush for at least 190 yards in back-to-back games. He's the first Jayhawk to do it since June Henley in 1996.
- Neal is second in the Big 12 this season, averaging 6.70 yards per carry. Only Eric Gray from Oklahoma has a better average at 6.75. Neal is also fifth in rushing yards, seventh in rushing attempts and tied for ninth in rushing touchdowns within the Big 12 conference.
- Neal's 32 carries against Oklahoma State established a new career high.
- Neal posted six games last year where he received 15 or more carries. He posted three 100-yard games and scored the first touchdown of his career in the team's first road test of the season at Coastal Carolina.
- Neal finished his freshman season with eight rushing touchdowns, marking the most by a Kansas freshman since

James Sims in 2010. His career total is up to 10 after the two touchdowns Friday.

- The running back also became the first Kansas player since at least 2000 to have three rushing touchdowns and a receiving touchdown in a game when he did that at Texas in a November win.
- Perhaps the most impressive and encouraging sign for Neal last year was his success against big-time opponents. The freshman rushed for 143 yards and three touchdowns on 24 carries against Texas. Against No. 3 Oklahoma, he went for 100 yards and two touchdowns on 23 carries. He also rushed for 83 yards on 15 carries at Iowa State.

DEVIN NEAL'S TOP RUSHING PERFORMANCES

OPPONENT	DATE	ATT.	YARDS/TDS
Oklahoma State	11/5/22	32	224/1
at Texas Tech	11/12/22	24	190/0
at Texas	11/13/21	24	143/3
Tennessee Tech	9/2/22	4	108/2
at Duke	9/25/21	17	107/1
No. 3 Oklahoma	10/23/21	23	100/2
No. 18 TCU	10/8/22	15	88/0

DAZZLIN' DANIELS

- It has been simply an electric start to the season for quarterback Jalon Daniels, who has announced his presence nationally in a major way.
- Daniels exited the TCU game at the end of the first half, and has missed the last two contests for the Jayhawks.

	Under Leipold	2022
Overall	8-14	6-4
Big 12	4-12	3-4
Nonconference	4-2	3-0
vs. Ohio Valley	1-0	1-0
vs. Missouri Valley	1-0	0-0
vs. Sun Belt	0-1	0-0
vs. ACC	1-1	1-0
vs. American	1-0	1-0
Home	5-6	4-1
Away	3-8	2-3
Neutral	0-0	0-0
Day Games	4-9	4-3
Night Games (6 p.m. start or later)	4-5	2-1
vs. Top 25 teams	1-4	1-1
vs. Top 10 teams	0-1	0-0
TV games	1-6	0-0
ESPN	0-1	0-0
ESPN2	1-3	1-2
ESPNU	2-0	1-0
Big 12 Now on ESPN+	3-4	2-1
ACC Network	0-1	0-0
FS1	2-5	2-1
When scoring first	6-3	4-0
When opponents score first	2-11	2-4
When leading at halftime	7-3	5-0
When trailing at halftime	1-11	1-4
When tied at halftime	0-0	0-0
When leading after third quarter	8-2	6-0
When trailing after third quarter	0-12	0-4
When tied after third quarter	0-0	0-0
In overtime games	2-0	1-0
When scoring less than 20 points	2-5	1-0
When scoring 20+ points	5-8	4-4
When scoring 30+ points	6-3	5-2
When allowing less than 20 points	4-0	3-0
When allowing 20-29 points	1-0	1-0
When allowing 30+ points	3-14	2-4
When rushing for <100 yards	1-4	0-1
When rushing for 100+ yards	7-10	6-3
When rushing for 200+ yards	6-3	5-1
When passing for <200 yards	3-5	2-0
When passing for 200+ yards	5-9	4-4
When passing for 250+ yards	1-5	1-3
When passing for 300+ yards	1-2	1-1
When totaling <300 yds total offense	2-5	1-1
When gaining 300+ yds total offense	6-9	5-3
When gaining 400+ yds total offense	6-5	5-3
When gaining 500+ yds total offense	3-2	3-2
When allowing <100 yds rushing	2-0	2-0
When allowing 100+ yds rushing	6-14	4-4
When allowing 200+ yds rushing	0-13	0-3
When allowing <200 yds passing	2-5	1-1
When allowing 200+ yds passing	6-9	5-3
When allowing 250+ yds passing	6-6	5-3
When allowing 300+ yds passing	4-3	3-2
When allowing <300 yds total offense	2-0	1-0
When allowing 300+ yds total offense	6-13	5-3
When having a 100-yard rusher	4-3	3-1
When opp. have a 100-yard rusher	0-9	0-2
When having no turnovers	5-2	3-0
When having less than 3 turnovers	7-11	6-3
When having 3 or more turnovers	0-2	0-1
When having no takeaways	1-4	1-1
When having <3 takeaways	6-12	5-3
When having 3 or more takeaways	2-1	1-1
When having more than 30:00 TOP	3-9	1-2
When having less than 30:00 TOP	5-5	5-2

- However, through six games, Daniels is completing 66.7 percent of his passes (78-117), and has thrown 11 touchdowns to just one interception on the season. He is also averaging 6.4 yards per carry and ranks second on the team with 341 rushing yards. Daniels is also tied with running back Daniel Hishaw for the team lead with five rushing touchdowns.
- Against Duke, Daniels threw for a career-high 324 yards, topping the 300-yard mark for the first time in his career.
- Daniels has been nearly flawless on third downs this season for the Jayhawks. On third downs this season, the quarterback is 21-for-30 for 254 yards, three touchdowns and no interceptions. He has gotten the first down on 19 of his 21 completions.
- Daniels has also been dominant in the opening half of games this season. In the first half of games this season, Daniels is 57-for-81 (70.4%) for 810 yards, eight touchdowns and no interceptions.
- Daniels had a streak of eight-straight games with a touchdown pass snapped against Iowa State, but the junior from Lawndale, Calif., did rush for a two-yard touchdown in the second quarter against ISU. Daniels has accounted for 16 total touchdowns this season, which leads the Big 12.
- In back-to-back weeks, Daniels surpassed his career long completion. Against Houston, Daniels hooked up with Torry Locklin for a 60-yard touchdown pass to establish a new long. But against Duke, he eclipsed that with a 73-yard touchdown pass to Daniel Hishaw.
- With 11 touchdown passes on the season, Daniels is already just three shy of entering the Top 10 for single-season touchdown passes in school history.
- Since taking over as the full-time starter for the Jayhawks against Texas last season, Daniels has thrown 18 touchdown passes to four interceptions over nine games, with eight rushing touchdowns.
- Daniels has also spread the love among his receivers this year, throwing 11 touchdowns to nine different players, including three tight ends and three running backs. The 11 different players with a receiving touchdown are the most in the Big 12.

STATISTIC	2022	2021	2020
Touchdowns Thrown	11	7	1
Passing Yards	1,072	860	647
Completion Percentage	66.7	69.2	50
Interceptions	1	3	4

**KEEN BEAN**

- With Daniels out, Jason Bean has stepped into the starting quarterback role in more than an effective way.
- Against TCU, Bean threw for 262 yards on 16 of 24 passing and four touchdowns in just one half. The 262 yards marked the second-most Bean has ever thrown for at Kansas. Last year against Duke, Bean threw for 323 yards. The four touchdown passes did establish a new career high for the Texas native.
- Bean then matched that four-touchdown mark again against Oklahoma, throwing for 265 yards and four touchdowns against the Sooners.
- Against Baylor, Bean and the Kansas overcame a slow start to score 20 second-half points against the Bears. Bean finished that game with 232 passing yards, one touchdown and no interceptions. He also rushed for 25 yards and a touchdown.
- The senior then led the Jayhawks to a 37-16 win over Oklahoma State last time out at David Booth Kansas Memorial Stadium. Bean threw for 203 yards and two touchdowns and rushed for 93 yards and another score.
- In his most recent outing, Bean threw for 270 yards and three touchdowns to one interception.
- The Texas native now has 14 touchdown passes this season.

- He had six all of last season. He's been intercepted just four times in 131 attempts after throwing six picks last year.
- Last season, in nine games at quarterback, Bean had multiple touchdown passes in a game just twice. He has four such games this season.
  - Bean had six pass plays of 20 yards or longer against TCU. His long pass of the game came on his first attempt when he found Tanaka Scott for a 52-yard gain. He also found Mason Fairchild for 20 yards, Lawrence Arnold for 26, Quentin Skinner for 38 and 29 and Luke Grimm for 31.
  - For his Kansas career now, Bean has completed 187 of 312 passes for 2,508 yards, 20 touchdowns and 10 interceptions.
  - The North Texas transfer has 3,815 passing yards in his collegiate career with 37 touchdown passes and 1 interceptions.

**POWER-5 QUARTERBACKS WITH BACK-TO-BACK 250+ YARD, 4+ TD GAMES THIS SEASON**

INDIVIDUAL, TEAM	OPPONENT
1. CJ Stroud, Ohio State	Arkansas State, Toledo, Wisconsin
2. Will Rogers, Mississippi State	Memphis, Arizona
3. Drake Maye, North Carolina	Florida A&M, Appalachian St.
4. Jason Bean, Kansas	TCU, Oklahoma
5. Caleb Williams, USC	Utah, Arizona, California

**BIG BOYS UP FRONT**

- The offensive production this season for Kansas has been fueled by its excellent play on the offensive line, under coach Scott Fuchs.
- The Jayhawks have started the same five in each of the first 10 games, going with left tackle Earl Bostick Jr., left guard Dominick Puni, center Mike Novitsky, right guard Michael Ford Jr., and right tackle Bryce Cabeldue.
- The group has surrendered eight sacks on the season. Kansas didn't allow a sack over its first three games of the season and then held Oklahoma State without a sack two games ago. The Jayhawks are sixth in the country in fewest sacks allowed, just two years removed from giving up 47 sacks in nine games during the 2020 season.
- Not only has the pass blocking been stellar, the offensive line has also paved the way for 210.5 rushing yards per game through nine contests this season.
- Puni is a transfer from Central Missouri, who has proven to be a strong addition for the Jayhawks. He has teamed up with Bostick on the left side of the line to protect quarterbacks Jalon Daniels and Jason Bean and pave holes for the running backs.
- Bostick has started 26 straight games and 29 overall for his career. Cabeldue has started 24 straight, while Novitsky is at 22 and Ford is at 21. Puni has started all 10 games of his Jayhawk career. Bostick's 29 career starts are the most by any Kansas offensive player.

**HE'S BAAAAAAAAACK**

- Safety Kenny Logan Jr., has settled in for his fourth season with the Jayhawks and brings as accomplished of a resume as any safety in the Big 12 Conference.
- An All-Big 12 Second-Team pick last season, Logan led the conference with 113 tackles, which also led all safeties nationally. The St. Augustine, Florida native had 79 solo stops, which also led the Big 12 and ranked third nationally among all players.
- For the season, Logan is fifth in the Big 12 with 80 total tackles, including 51 solo stops. He's averaging 8.00 tackles per game.
- Last time out against Texas Tech, Logan collected 11 tackles, marking the 10th game in his career he finished with 10+ tackles. He has done it four times this year.
- Against Oklahoma State, he led the team with eight tackles.

**2022 STANDINGS**

	BIG 12	PCT	STREAK	OVERALL	PCT	STREAK
TCU	7-0	100.0	W7	10-0	100.0	W10
Kansas State	5-2	71.4	W1	7-3	70.0	W1
Oklahoma State	4-3	57.1	W1	7-3	70.0	W1
Baylor	4-3	57.1	L1	6-4	60.0	L1
Texas	4-3	57.1	L1	6-4	60.0	L1
Texas Tech	3-4	42.9	W1	5-5	50.0	W1
<b>Kansas</b>	<b>3-4</b>	<b>42.9</b>	<b>L1</b>	<b>6-4</b>	<b>60.0</b>	<b>L1</b>
West Virginia	2-5	28.6	W1	4-6	40.0	W1
Oklahoma	2-5	28.6	L2	5-5	50.0	L2
Iowa State	1-6	14.3	L1	4-6	40.0	L1

**THIS WEEK IN THE BIG 12**

**Saturday, Nov. 19**

TCU at Baylor	FOX	11 a.m.
Kansas State at West Virginia	ESPN+	1 p.m.
Texas at Kansas	FS1	2:30 p.m.
Texas Tech at Iowa State	FS1	6 p.m.
Oklahoma State at Oklahoma	ABC	6:30 p.m.

**NEXT WEEK IN THE BIG 12**

**Friday, Nov. 25**

Baylor at Texas	TBA	TBA
-----------------	-----	-----

**Saturday, Nov. 26**

Oklahoma at Texas Tech	TBA	TBA
West Virginia at Oklahoma State	TBA	TBA
Iowa State at TCU	TBA	TBA
Kansas at Kansas State	TBA	TBA

**2022 PRESEASON ALL-BIG 12 FOOTBALL TEAM**

**Offense**

Pos.	Name	School
QB	Spencer Sanders	Oklahoma State
RB	Deuce Vaughn	Kansas State
RB	Bijan Robinson	Texas
FB	Jared Rus	Iowa State
WR	Xavier Hutchinson	Iowa State
WR	Quentin Johnston	TCU
WR	Xavier Worthy	Texas
TE	Ben Sims	Baylor
OL	Connor Galvin	Baylor
OL	Jacob Gall	Baylor
OL	Trevor Downing	Iowa State
OL	Cooper Beebe	Kansas State
OL	Zach Frazier	West Virginia
PK	Casey Legg	West Virginia
KR/PR	Malik Knowles	Kansas State

**Defense**

Pos.	Name	School
DL	Siaki Ika	Baylor
DL	Will McDonald IV	Iowa State
DL	Felix Anudike-Ozumah	Kansas State
DL	Collin Oliver	Oklahoma State
DL	Dante Stills	West Virginia
LB	Dillon Doyle	Baylor
LB	Daniel Green	Kansas State
LB	DeMarion Overshown	Texas
DB	<b>Kenny Logan Jr.</b>	<b>Kansas</b>
DB	Julius Brents	Kansas State
DB	Jason Taylor II	Oklahoma State
DB	Tre Vius Hodges-Tomlinson	TCU
DB	Charles Woods	West Virginia
P	Michael Turk	Oklahoma

% Offensive Player of the Year

& Defensive Player of the Year

**BIG 12 PRESEASON POLL**

1.	Baylor (17)	365
2.	Oklahoma (12)	354
3.	Oklahoma State (9)	342
4.	Texas (2)	289
5.	Kansas State	261
6.	Iowa State (1)	180
7.	TCU	149
8.	West Virginia	147
9.	Texas Tech	119
10.	Kansas	48

Against Baylor, Logan also had eight tackles and a pass breakup. Logan was one tackle off his career-high at Oklahoma, finishing with 14 stops, seven each of the solo and assist variety.

- Logan recorded his second interception of the season at Oklahoma, returning it 17 yards. He got first interception of the 2022 season at Houston, picking off Cougar QB Clayton Tune and returning it 26 yards to set up the game-tying score late in the first quarter. Against TCU, Logan forced and recovered a fumble early in the second half, his first recording of either stat this season. He is one of four Jayhawks to record an interception this season and his two pass breakups ranks second on the team.
- With his 14-tackle, 1-tackle-for-loss, 1-interception performance, Logan Jr., became the first player nationally this year to register those totals in one game.
- Logan totaled a team-high 12 tackles (8 solo, 4 assist) against TCU for his eighth career game with 10+ tackles. He also reached double figures against West Virginia, finishing with 10 tackles (3 solo, 7 assist) for his fourth 10+ tackle game in five outings, dating back to last season. Against Iowa State, Logan had four solo tackles and one pass breakup against Iowa State, with the PBU coming in the end zone as he erased a potential score for the Cyclones.
- For the year, Logan leads the team with his 10 tackles. Linebacker Rich Miller is second at 75 stops.
- Logan's 51 solo tackles are third in the Big 12 behind Oklahoma State's Jason Taylor II and Texas Tech's Krishon Merriweather.
- Last year, Logan proved how valuable and diverse he can be. He was the only player in the country to have at least 113 tackles, six pass breakups and multiple forced fumbles on the season.

**MAKING THE GRADE**

- Individually, here's a look at the top five graded players by PFF against Texas Tech on both sides of the ball:

**Offense (20 or more snaps):**

1. Devin Neal	78.6
2. Earl Bostick Jr.	76.4
3. Mason Fairchild	76.1
4. Jared Casey	72.0
5. Lawrence Arnold	68.5

**Defense (20 or more snaps)**

1. Craig Young	72.9
2. Kalon Gervin	72.7
3. Caleb Sampson	69.4
4. Kenny Logan Jr.	67.1
5. OJ Burroughs	66.6

**Q, THAT'S WHO**

- A former walk-on, who earned a scholarship in the offseason, wide receiver Quentin Skinner has been one of the biggest factors in the passing game for the Jayhawks this season.
- Skinner caught a 20-yard touchdown pass from Jason Bean against Texas Tech. The touchdown was his fifth of the season, which ties him with tight end Mason Fairchild for most on the team.
- Skinner finished with three catches for 29 yards against the Red Raiders.
- Skinner had one reception at Oklahoma after establishing new career-highs with four catches for 98 yards and a pair of touchdowns the week prior against TCU. Against Baylor, Skinner had four catches for 66 yards and a touchdown.
- For the season, Skinner has 21 catches for 338 yards and five touchdowns. His 21 catches rank third and his 338 yards rank third on the team behind Lawrence Arnold and Luke Grimm.
- Skinner is averaging 16.1 yards per reception, which is second-most by anyone who has five or more catches on the season
- Skinner, a nominee for the Burlsworth Trophy, given to the

best player who began his career as a walk-on, has played in all 10 games for the Jayhawks this season.

**CALL HIM DIRK**

- Center Mike Novitsky is in his second season with the Kansas, but good luck getting him to respond, if you call him "Mike." Nicknamed "Dirk" after the former Dallas Mavericks star, Novitsky, who transferred to Kansas from Buffalo following the 2020 season, was named to the Rimington Trophy Watch List for the third straight season this year.
- Novitsky was consistently stellar for Kansas last season. According to PFF, Novitsky played 799 total snaps last year and did not commit a penalty or allow a sack.
- Taking it further, Novitsky has played 2,666 career snaps in college and has not allowed a sack.
- According to PFF, Novitsky graded out at 96% or better in all 12 games in 2021. He was named All-Big 12 Honorable Mention by the league's coaches at the completion of the season.
- Novitsky helped transform the Kansas offensive line into one that drastically improved its pass protection. Kansas allowed 47 sacks in just nine games in 2020, while surrendering just 16 last year in 12 games. Novitsky started all 12 games for the Jayhawks at the center spot.
- Novitsky and Kansas did not allow a sack through the first three games of 2022, making KU one of just four programs in NCAA Division I FBS who made that claim. The Jayhawks still rank third nationally in sacks allowed with five in nine games. Meanwhile, the Jayhawks are averaging 210.5 rushing yards per game, and KU has scored 23 rushing touchdowns through 10 games.
- A native of Victor, N.Y., Novitsky was a standout lacrosse player at Victor High School and had a scholarship offer from Maryland. He opted instead to commit to Coach Lance Leipold at Buffalo, where he redshirted in 2018 and played for current Kansas Offensive Line Coach Scott Fuchs in 2019 and 2020.

**A RICH SITUATION**

- One year after ranking second on the team in tackles, senior linebacker Rich Miller has returned to the lineup in 2022 and picked up where he left off. Through the first 10 games of the 2022 season, Miller is second on the Jayhawks and ranks eighth in the Big 12 with 75 tackles, an average of 7.50 per game. Miller has totaled 46 solo tackles and 29 assists through 10 games this season.
- Against Oklahoma State, Miller had six tackles, one sack and an interception he returned 37 yards. He became the first KU player since 2015 to have a sack and a pick in the same game.
- He followed that up with six tackles last time out against Texas Tech.
- In the overtime win at West Virginia in September, Miller had 12 tackles (7 solo, 5 assist) to finish two shy of his career-high of 14, set at Duke in 2021. The WVU game was also the second 10+ tackle game for Miller as a Jayhawk.
- Following that game, Miller added a team-high nine stops in the Jayhawks win at Houston and, most recently, finished with seven tackles against Iowa State. He has had at least four stops in each game this season and he's also totaled 3.0 tackles for loss.
- In his first season as a Jayhawk, Miller was second on the team with 79 tackles and five tackles-for-loss, while adding two sacks and two pass breakups.
- A newcomer to the linebacker position, redshirt-junior Craig Young, is third on the team in tackles with 47 stops (34 solo, 13 assists) this season. Young transferred to Kansas from Ohio State and he's one of several newcomers producing for the Jayhawks at linebacker. Young recorded his third sack as a Jayhawk at Oklahoma and he also has 4.5 tackles for loss, an interception two pass breakups and three quarterback hurries to his credit in his first season in Lawrence. He had ½ a sack against Oklahoma State.
- Other newcomers contributing at linebacker include Central Florida transfer Eriq Gilyard and Louisiana transfer Lorenzo

Name	Honor
Mike Novitsky	Rimington Trophy Preseason Watch List Athlon Sports Third Team Preseason All-Big 12 Phil Steele Preseason All-Big 12 Fourth Team
Earl Bostick Jr.	Phil Steele Preseason All-Big 12 Second Team Athlon Sports Fourth Team Preseason All-Big 12 Senior Bowl Preseason Watch List
Devin Neal	Doak Walker Award Preseason Candidate List Phil Steele Preseason All-Big 12 Third Team Athlon Sports Second Team Preseason All-Big 12 Big 12 Offensive Player of the Week (11/5) Doak Walker National Running Back of the Week (11/5)
Kenny Logan Jr.	All-Big 12 First Team (Coaches) Phil Steele Preseason All-Big 12 First Team (Safety) Phil Steele Preseason All-Big 12 Fourth Team (Kick Return) Athlon Sports Fourth Team Preseason All-Big 12 Athlon Sports First Team Preseason All-Big 12 Senior Bowl Preseason Watch List
Rich Miller	Athlon Sports Third Team Preseason All-Big 12 Phil Steele Preseason All-Big 12 Third Team
Sam Burt	AFC A Allstate Good Works Team Nominee Wuerrfel Trophy Nominee William V. Campbell Trophy Nominee
Lonnie Phelps	Big 12 Defensive Player of the Week (9/5)
Jalon Daniels	Manning Award Star of the Week (9/12) Davey O'Brien Great 8 List (9/12) Davey O'Brien Midseason Watch List Walter Camp National FBS Offensive Player of the Week (9/18) Davey O'Brien Great 8 List (9/19) Manning Award Star of the Week (9/19) Big 12 Offensive Player of the Week (9/19) Manning Award Quarterback of the Week (9/22) Davey O'Brien Great 8 List (9/26) Manning Award Star of the Week (9/26)
Cobee Bryant	Big 12 Defensive Player of the Week (9/12)
Quentin Skinner	Burlsworth Award Nominee

**JAYHAWK RADIO NETWORK**

The Jayhawk IMG Radio Network has a footprint stretching across the state of Kansas, providing a highly efficient way to reach multiple demographics and an attentive audience through a single partnership. The Jayhawks are able to offer both local and state-wide exposure during the official pre-game shows, play-by-play broadcast and post-game show.

Abilene/Salina	KDJM-101.7 FM
Coffeyville	KGGF-104.1 FM
*Concordia	KNCK-94.9 FM
Dodge City	KGNO-1370 AM
Emporia	KVOE-1400 AM
Fort Scott	KMDO-1600 AM
Fort Scott	KOMB-103.9 FM
Garden City	KBUF-1030 AM
Glen Elder	KZDY-96.3 FM
Goodland/Colby	KWGB-97.9 FM
Great Bend	KBGL-106.9 FM
Hays	KAYS-1400 AM
Hutchinson	KSKU-94.7 FM
Iola	KIOL-1370 AM
Kansas City	KCTE-1510 AM
Kansas City	KCTE-99.3 FM
Kansas City	WHB-810 AM
Lawrence	KLWN-1320 AM
Lawrence	KLZR-105.9 FM
Liberal	KSCB-1270 AM
Marysville	KNDY-95.5 FM
Parsons	KLKC-1540 AM
*Parsons	KLKC-93.5 FM
Phillipsburg	KKAN-1490 AM
Phillipsburg	KQMA-92.5 FM
Russell	KRSL-95.9 FM
Topeka	KMAJ-1440 AM
*Topeka	KWIC-99.3 FM
Wellington	KLEY-100.3 FM
Wichita	KFFH-1240 AM
Wichita	KFH-97.5 FM

\*carries games only (does not carry Hawk Talk)

-- affiliates subject to change, check your local listings

McCaskill. Gilyard has 21 tackles, one tackle for loss and one interception on the season. McCaskill set a new career-high with 11 tackles at Oklahoma, which matched his output from the first six games of the season. He has made 20 solo tackles and 16 assists along with a 0.5 tackle for loss this season. He added a pass breakup, a fumble recovery and a quarterback hurry against Oklahoma State, in addition to five tackles.

**LOVIN' LONNIE**

- Defensive end Lonnie Phelps transferred to Kansas from Miami (OH) in December and the redshirt-junior from Cincinnati, Ohio has quickly made an impact for the Jayhawks. Following his first game in a KU uniform, Phelps was named the Big 12 Defensive Player of the Week, becoming the first Jayhawk to earn the award since Joe Dineen (Nov. 12, 2018). He was also the first Kansas defensive end to win the award since Dorance Armstrong, Jr. (Nov. 19, 2016).
- Phelps had three sacks, four tackles-for-loss and a team-leading seven tackles in the Jayhawks' season opener against Tennessee Tech. He has since followed that performance with two tackles at West Virginia and five (one solo, four assist) at Houston while also recording 1.0 tackle for loss.
- Phelps picked a sack in three-straight games, against Duke, Iowa State and TCU. For the year, Phelps has six sacks on the season.
- The defensive end picked up another tackle-for-loss on Saturday against Texas Tech and now leads all Jayhawks with 9.5 tackles-for-loss on the season. The next closest is Jereme Robinson at 6.5.
- Phelps came to Kansas after totaling 13.5 tackles for loss and 9.5 sacks for Miami (OH) in 2021. Those numbers netted him a Second Team All-MAC selection.

**BETTER THAN FAIR**

- Tight end Mason Fairchild has emerged as a serious threat for the Kansas offense this season, especially near the goal line.
- Fairchild has 20 catches for 274 yards and five touchdowns, which is tied for the team lead, so far this season.
- He had the best game of his college career against Oklahoma last month with six catches for 106 yards and two touchdowns.
- He became the first Kansas tight end since Jimmay Mundine in 2014 to record a 100-yard game.
- Dating back to last season, Fairchild has six touchdown catches in his last 10 games. He didn't have any touchdowns in his first 29 career games as a Jayhawk.

**TIGHT ENDS WITH 100+ YARDS, 2+ TDS IN SAME GAME THIS SEASON**

- Mason Fairchild, Kansas**  
6 receptions, 106 yards, 2 TDs at Oklahoma
- Brock Bowers, Georgia  
5 catches, 121 yards, 2 TDs at South Carolina
- Corey Dyches, Maryland  
4 catches, 106 yards, 2 TDs vs. Purdue
- Dalton Kincaid, Utah  
7 catches, 107 yards, 2 TDs vs. Southern Utah
- Michael Mayer, Notre Dame  
11 catches, 118 yards, 2 TDs vs. BYU

**LAWRENCE THRIVING IN LAWRENCE**

- Wide receiver Lawrence Arnold continues to improve as his career at Kansas continues with a pair of 100-yard efforts in recent weeks.
- Arnold hauled in five receptions for a career-high 113 yards and two touchdowns against Oklahoma in Norman last month. He averaged 2.6 yards per reception, including a career-long 39 yard catch. Arnold then had three catches for 53 yards against Baylor.
- Against Oklahoma State, in the team's most recent home game, Arnold had a pair of highlight reel catches, including an 8-yard touchdown catch from Jason Bean.
- Last week, against Texas Tech, Arnold again topped the 100-yard mark, catching four passes for 110 yards.

- Arnold now leads the team with 529 receiving yards on 31 receptions, which is the second-most on the team. He caught his first touchdown of the season against Duke when Jalon Daniels found him for a 36-yard score in the third quarter to make it 28-13 before adding scoring receptions of 39 and 28 yards at Oklahoma.
- Arnold has had at least three receptions in 8-of-10 games this season and his 84 yards on four catches against Duke marked a career-high until the Oklahoma game.
- Last year, as a redshirt freshman, Arnold had 27 catches for 316 yards and three touchdowns.
- For his career, Arnold has 64 catches for 890 yards and seven scores.

**A FIRST FOR SAM**

- There were very few 'firsts' left for super-senior defensive lineman Sam Burt to accomplish with the Abilene, Kansas, native now in his sixth season as a Jayhawk. Burt did just that last month against Iowa State, however, as he recorded his first career sack. Against ISU, Burt totaled two tackles, one solo and one assist, while finishing with 1.5 sacks that led to 12 yards of lost ground. He also added one quarterback hurry in the win.
- Burt now has 16 tackles on the year and 1.5 tackles for loss, giving him 45 tackles, 3.0 tackles for loss and 1.5 sacks in his 54-game Kansas career.
- On September 28, Burt was named a semifinalist for the 2022 William V. Campbell Trophy, college football's premiere scholar-athlete award. Burt is one of 156 semifinalists for the award, which recognizes an individual as the absolute best in the country for his combined academic success, football performance and exemplary leadership.
- Burt is a three-time Academic All-Big 12 First Team member, Big 12 Commissioner's Honor Roll and Athletic Director's Honor Roll. He has also received recognition as a nominee on the AFCA Allstate Good Works Team and for the Wuerffel Trophy.
- He had three tackles in the team's most recent game against Texas Tech.
- The 55 games Burt has played in are the most by any current Kansas player.

**THE GRIMM REAPER**

- Wide receiver Luke Grimm is already having one of his best seasons as a Jayhawk through nine games of the season, despite missing the Baylor contest.
- Grimm leads the team with 36 catches. He's second on the team with 386 receiving yards and tied for second with four touchdown catches.
- His 36 catches have already established a new career high, topping his previous best of 22 set last season as a true sophomore.
- For his career, Grimm has 77 catches for 990 yards and nine touchdowns.
- Against Oklahoma State, Grimm established a new career high with seven receptions. He finished with seven catches for 65 yards.
- Against TCU, Grimm had six catches for 73 yards and a touchdown. The six catches tied his then season high, while the 73 yards established a new season high for the Raymore, Missouri native.
- Grimm had one catch for 19 yards against Oklahoma.
- Grimm had three catches for 21 yards and a touchdown against Texas Tech and has at least one catch in all nine games he has played in this season.
- Grimm caught 22 passes for 349 yards and three touchdowns last season.
- In his true freshman season in 2020, Grimm hauled in 19 passes for 255 yards and a pair of scores.

**100-YARD RUSHING GAMES (PAST 10 YEARS)**

YDS.	INDIVIDUAL	OPPONENT	DATE
104	James Sims, So.	McNeese State	Sept. 3, 2011
117	James Sims, So.	Northern Illinois	Sept. 10, 2011
101	Brandon Bourbon, Fr.	Texas Tech	Oct. 1, 2011
109	Darrian Miller, Fr.	Baylor	Nov. 12, 2011
121	Taylor Cox, So.	South Dakota St.	Sept. 1, 2012
124	Tony Pierson, So.	South Dakota St.	Sept. 1, 2012
120	Tony Pierson, So.	Rice	Sept. 8, 2012
115	James Sims, Jr.	Kansas State	Oct. 6, 2012
138	James Sims, Jr.	Oklahoma State	Oct. 13, 2012
102	James Sims, Jr.	Oklahoma	Oct. 20, 2012
176	James Sims, Jr.	Texas	Oct. 27, 2012
126	James Sims, Jr.	Baylor	Nov. 3, 2012
127	James Sims, Jr.	Texas Tech	Nov. 10, 2012
202	Tony Pierson, So.	Texas Tech	Nov. 10, 2012
109	James Sims, Sr.	Rice	Sept. 14, 2013
129	James Sims, Sr.	Oklahoma	Oct. 19, 2013
211	James Sims, Sr.	West Virginia	Nov. 16, 2013
114	James Sims, Sr.	Iowa State	Nov. 13, 2013
121	De'Andre Mann, Jr.	SEMO	Sept. 6, 2014
103	Corey Avery, Fr.	Iowa State	Nov. 8, 2014
101	Tony Pierson, Sr.	Iowa State	Nov. 8, 2014
157	Ke'aun Kinner, Jr.	S. Dakota St.	Sept. 5, 2015
113	Ke'aun Kinner, Jr.	Memphis	Sept. 12, 2015
107	De'Andre Mann, Sr.	Texas Tech	Oct. 17, 2015
145	Ke'aun Kinner, Sr.	Oklahoma State	Oct. 22, 2016
152	Ke'aun Kinner, Sr.	Iowa State	Nov. 12, 2016
137	Khalil Herbert, So.	Ohio	Sept. 16, 2017
291	Khalil Herbert, So.	West Virginia	Sept. 23, 2017
125	Pooka Williams Jr.	Central Michigan	Sept. 8, 2018
163	Pooka Williams Jr.	Rutgers	Sept. 15, 2018
252	Pooka Williams Jr.	Oklahoma	Nov. 17, 2018
103	Pooka Williams Jr.	Texas	Nov. 23, 2018
121	Pooka Williams Jr.	Boston College	Sept. 13, 2019
187	Khalil Herbert	Boston College	Sept. 13, 2019
137	Pooka Williams Jr.	Oklahoma	Oct. 5, 2019
190	Pooka Williams Jr.	Texas	Oct. 19, 2019
154	Pooka Williams Jr.	Iowa State	Nov. 23, 2019
116	Pooka Williams Jr.	Baylor	Nov. 30, 2019
100	Amauri Pesek-Hickson, Fr.	TCU	Nov. 28, 2020
100	Jason Bean, Jr.	Coastal Carolina	Sept. 10, 2021
107	Devin Neal, Fr.	Duke	Sept. 25, 2021
100	Devin Neal, Fr.	Oklahoma	Oct. 23, 2021
143	Devin Neal, Fr.	Texas	Nov. 13, 2021
108	Devin Neal, So.	Tennessee Tech	Sept. 2, 2022
123	Jalon Daniels, Jr.	Houston	Sept. 17, 2022
224	Devin Neal, So.	Oklahoma State	Nov. 5, 2022
190	Devin Neal, So.	Texas Tech	Nov. 12, 2022

**100-YARD RECEIVING GAMES (PAST 10 YEARS)**

REC/YDS	INDIVIDUAL	OPPONENT	YR.
3-107	JaCorey Shepherd, Fr.	McNeese State	2011
3-100	Andrew Turzilli, So.	TCU	2012
6-118	Tony Pierson, Jr.	Texas Tech	2013
5-101	Nigel King, Jr.	Iowa State	2014
5-128	Nigel King, Jr.	TCU	2014
7-137	Jimmay Mundine, Sr.	TCU	2014
6-115	Tre' Parmalee, Sr.	Oklahoma State	2015
5-124	Steven Sims Jr., So.	Rhode Island	2016
4-114	Steven Sims Jr., So.	Ohio	2016
8-131	LaQuivonte Gonzalez, Jr.	TCU	2016
9-101	Steven Sims Jr., So.	TCU	2016
6-106	LaQuivonte Gonzalez, Jr.	Oklahoma State	2016
9-124	Steven Sims Jr., So.	West Virginia	2016
5-127	LaQuivonte Gonzalez, Jr.	Kansas State	2016
4-147	Steven Sims Jr., Jr.	SEMO	2017
5-102	Steven Sims Jr., Jr.	Texas Tech	2017
9-233	Steven Sims Jr., Jr.	Kansas State	2017
5-113	Steven Sims Jr., Sr.	Kansas State	2018
7-102	Pooka Williams Jr., Fr.	TCU	2018
8-121	Andrew Parchment, Jr.	Indiana State	2019
8-100	Andrew Parchment, Jr.	Boston College	2019
5-132	Andrew Parchment, Jr.	West Virginia	2019
5-131	Stephon Robinson Jr., Jr.	Oklahoma	2019
7-109	Andrew Parchment, Jr.	Texas Tech	2019
6-186	Stephon Robinson Jr., Jr.	Texas Tech	2019
7-116	Kwamie Lassiter II, Sr.	TCU	2020
5-122	Trevor Wilson, So.	Duke	2021
7-101	Kwamie Lassiter II, S-Sr.	Oklahoma	2021
8-101	Kwamie Lassiter II, S-Sr.	TCU	2021
4-105	Luke Grimm, So.	West Virginia	2021
6-106	Mason Fairchild, Jr.	Oklahoma	2022
5-113	Lawrence Arnold, Jr.	Oklahoma	2022
6-110	Devin Neal, So.	Oklahoma State	2022
4-110	Lawrence Arnold, Jr.	Texas Tech	2022

# OPPONENT BREAKDOWN



## TEXAS LONGHORNS

6-4, 4-3 Big 12



## HEAD COACH STEVE SARKISIAN

Career Record: 57-45 (9th season)  
Record at Texas: 11-10 (2nd season)

### 2022 TEXAS STATISTICAL LEADERS

PASSING	Comp	Att	Yds	Int	Pct	TD	YPG
Quinn Ewers	117	212	1,507	6	55.2	13	215.3
Hudson Card	74	107	923	1	69.2	6	92.3

RUSHING	Att	Yds	Avg	TD	Lg	Avg/G
Bijan Robinson	204	1,158	5.7	12	78	115.8
Roschon Johnson	73	443	6.1	3	52	44.3
Jonathon Brooks	13	71	5.5	2	19	17.8

RECEIVING	Rec	Yds	Avg	TD	Lg	Avg/G
Ja'Tavion Sanders	46	511	11.1	5	33	51.1
Xavier Worthy	44	584	13.3	9	46	58.4
Jordan Whittington	37	504	13.6	1	32	50.4
Bijan Robinson	19	314	16.5	2	42	31.4

DEFENSE	Solo	Ast	Total	TFL-Yds	Sacks-Yds	INT-Yds
Jaylan Ford	50	41	91	8-35	2-21	2-18
DeMarvin Overshown	40	38	78	8-24	3-11	--
Jahdae Barron	37	25	62	9-25	--	2-50
Jerrin Thompson	37	22	59	--	--	--
Anthony Cook	26	22	48	3.5-8	0.5-0	--
Ovie Oghoufo	20	28	48	8.5-22	2.5-8	--

## LAST MEETING

### KANSAS TOPS TEXAS IN OVERTIME THRILLER

Nov. 13, 2021 | Darrell K. Royal- Texas Memorial Stadium | Austin, Texas

**AUSTIN, Texas** – The Kansas Jayhawks scored the most points in a road game in program history Saturday night and topped Texas 57-56 in overtime in front of 95,202 fans at Darrell K. Royal-Texas Memorial Stadium.

The Jayhawks won in thrilling fashion to earn their second win of the season. Trailing 56-49 in overtime, Kansas scored on its first possession of the extra session when freshman running back Devin Neal scored on a 2-yard rush. Trailing by one, coach Lance Leipold decided to go for the win and go for two points.

After a timeout to talk strategy, quarterback Jalon Daniels found tight end Jared Casey to convert and give Kansas the dramatic one-point win.

The win marks the first time ever Kansas won in Austin and marks the most points the Jayhawks have scored in a game since scoring 76 against Nebraska in 2007.

"I'm so proud of our guys," Leipold said. "They have been through so much. They battled, they kept believing in what we're doing. We let the lead slip away, but we talked about trying to finish and playing hard for 60 minutes. We did it and then some. I'm so proud of them and hopefully it's something we're going to build on."

Neal rushed for 143 yards and three touchdowns in the win on 24 carries. He also had a 19-yard touchdown catch and had two receptions for 26 yards. Daniels, making his first start of the season, threw for 202 yards, three touchdowns and no interceptions in the win.

The Jayhawks played inspired football from the start against the Longhorns. On the team's first drive, Kansas went 75 yards on 13 plays and capped it with a 3-yard touchdown from Neal to finish off a drive that took seven minutes and two seconds.

The defense then showed it was ready to play as well when super-senior defensive end Kyrn Johnson forced a fumble, which was recovered by Rich Miller to thwart the drive by the Longhorns. After Kansas recovered the fumble, the Jayhawks made it 14-0 when Daniels found tight end Mason Fairchild for an 11-yard touchdown, which marked the first of Fairchild's career.

The Longhorns responded with a pair of touchdown passes – one from Casey Thompson and one from Hudson Card – to get back in the game and knot it up at 14 apiece.

But the Jayhawks then scored the final 21 points of the half in a 2:25 span to take a 35-14 lead into the locker room at halftime.

The first touchdown in the final flurry of the half came when Daniels scored on a 9-yard rush with 2:25 left to make it 21-14. On Texas's third play of the ensuing drive, Johnson came up with his second sack-fumble to give the ball back to Kansas.

Three plays later, Daniels found Neal for a 19-yard touchdown pass for Neal's first receiving touchdown of his career.

Then on the next drive for Texas, Card was intercepted by Jacobee Bryant on the first play and Bryant returned it 31 yards for a touchdown to make it 35-14.

Texas scored on the opening drive of the second to cut it to 35-21, but Kansas responded with a 10-yard touchdown run from Neal to go up 42-21. The Longhorns scored back-to-back touchdowns to get it to 42-35 with 1:21 left in the third quarter.

The Jayhawks made it a 14-point lead again when Kwamie Lassiter II caught a 2-yard touchdown pass from Daniels at the 8:47 mark of the fourth. Texas cut it to within seven with 4:39 left. The Jayhawks couldn't score on their next possession, but true freshman safety O.J. Burroughs came up with an interception to keep it a seven-point win.

But after Kansas failed to convert a first down, Texas got the ball back and scored with 22 seconds left to tie the game at 49.

Texas (4-6, 2-5 Big 12) then scored on its opening possession of overtime to go up seven and set up the dramatic comeback for the Jayhawks.

Lassiter II finished with eight catches for 68 yards and a touchdown. Junior tight end Mason Fairchild caught the first touchdown pass of his career in the win as well and had two catches for 31 yards.

Defensively, Kenny Logan Jr., led the team with 11 tackles—all solo. Johnson had two sacks, two forced fumbles and eight tackles in the win. Rich Miller, Gavin Potter and Zion DeBose all had a tackle-for-loss as well.

### TEAM STATISTICS

	KU	UT
First Downs	22	30
Rushing	10	10
Passing	11	18
Rushing Yards	218	164
Rushing Attempts	43	32
Average Per Rush	5.1	5.1
Passing Yards	202	410
Comp.-Att.-Int.	21-31-0	33-49-2
Average Per Comp.	9.6	12.4
Passing Touchdowns	3	7
Total Offense	420	574
Fumbles-Lost	0-0	3-2
Penalties-Yards	4-30	10-97
Punts-Yards	5-153	2-90
Punt Return Yards	2-12	2-30
Kick Return Yards	0-0	3-35
Interceptions-Yards	2-31	0-0
Time of Possession	35:18	24:42
Third Down Conversions	11-17	7-11
Fourth Down Conversions	0-1	0-0
Sacks-Yards	2-5	1-2

### PLAYER STATISTICS

KANSAS	
<b>Passing</b> .....	Jalon Daniels (21/30, 202 yds, 3 TD)
<b>Rushing</b> .....	Devin Neal (24 att, 143 yds, 3 TD)
<b>Receiving</b> .....	Kwamie Lassiter II (8 rec, 68 yds, 1 TD)
<b>Tackles</b> .....	Kenny Logan Jr. (11 tackles)
<b>Sacks</b> .....	Kyrn Johnson (2.0 sacks)
<b>Interceptions</b> .....	Two Players (1 interception)
TEXAS	
<b>Passing</b> .....	Casey Thompson (30/43, 358 yds, 6 TD)
<b>Rushing</b> .....	Bijan Robinson (14 att, 70 yds)
<b>Receiving</b> .....	Xavier Worthy (14 rec, 152 yds, 3 TD)
<b>Tackles</b> .....	Brenden Schooler (9 tackles)
<b>Sacks</b> .....	Two Players (0.5 sacks)
<b>Interceptions</b> .....	N/A

# TEAM COMPARISON



## NCAA TEAM RANKINGS

Category	KU	UT
Rushing Offense	18th	50th
Passing Offense	64th	51st
Total Offense	29th	41st
Scoring Offense	17th	34th
Rushing Defense	93rd	39th
Passing Defense	118th	90th
Total Defense	117th	59th
Scoring Defense	103rd	32nd
Net Punting	103rd	41st
Punt Returns	97th	48th
Kickoff Returns	85th	17th
Turnover Margin	26th	59th
Time of Possession	96th	119th

## KANSAS 2022 RANKINGS

Category	Avg./Game	Big 12	NCAA
Rushing Offense	210.5	4th	18th
Passing Offense	234.1	9th	64th
Total Offense	444.6	4th	29th
Scoring Offense	36.9	2nd	17th
Rushing Defense	166.7	9th	95rd
Passing Defense	277.0	9th	118th
Total Defense	443.7	9th	117th
Scoring Defense	30.4	9th	103rd
Net Punting	36.7	10th	103rd
Punt Returns	5.6	9th	97th
Kickoff Returns	18.9	7th	85th
Turnover Margin	0.6	3rd	26th
Time of Possession	28:31	7th	96th

## TEXAS 2022 RANKINGS

Category	Avg./Game	Big 12	NCAA
Rushing Offense	176.0	6th	50th
Passing Offense	246.3	5th	51st
Total Offense	422.3	6th	41st
Scoring Offense	33.5	6th	34th
Rushing Defense	127.1	2nd	39th
Passing Defense	224.7	7th	90th
Total Defense	371.8	4th	59th
Scoring Defense	21.3	3rd	32nd
Net Punting	39.8	4th	41st
Punt Returns	8.9	6th	48th
Kickoff Returns	22.6	2nd	17th
Turnover Margin	0.1	6th	59th
Time of Possession	27:13	8th	119th

## SERIES HISTORY

Series:				
<b>In Lawrence:</b>				<b>Texas leads 16-4</b>
<b>In Austin:</b>				<b>Texas leads 7-3</b>
				<b>Texas leads 9-1</b>
11/23/1901	Lawrence	W		12-0
9/24/1938	Lawrence	W		19-18
11/16/1996	Lawrence	L		17-38
11/15/1997	Austin	L		31-45
11/11/2000	Lawrence	L		16-51
11/10/2001	Austin	L		0-59
11/13/2004	Lawrence	L		23-27
11/12/2005	Austin	L		14-66
11/15/2008	Lawrence	L		7-35
11/21/2009	Austin	L		20-51
10/29/2011	Austin	L		0-43
10/27/2012	Lawrence	L		17-21
11/2/2013	Austin	L		13-35
9/27/2014	Lawrence	L		0-23
11/7/2015	Austin	L		20-59
11/19/2016	Lawrence	W		24-21
11/11/2017	Austin	L		27-42
11/23/2018	Lawrence	L		17-24
10/19/2019	Austin	L		48-50
11/13/2021	Austin	W		57-56

# OPPONENT SCHEDULES



## TENNESSEE TECH

Sept. 2, 2022 | 7 p.m. CT  
David Booth Kansas Memorial Stadium | Lawrence, Kan.

### 2022 SCHEDULE

Sept. 2	L, 10-56 at Kansas
Sept. 10	W, 26-25 vs. TEXAS A&M-COMMERCE
Sept. 17	L, 28-33 vs. SAMFORD
Oct. 1	L, 28-45 at UT-Martin
Oct. 8	L, 20-34 at Southeast Missouri
Oct. 15	L, 14-30 vs. TENNESSEE STATE
Oct. 22	L, 30-33 (OT) at Kennesaw State
Oct. 29	W, 20-17 at Eastern Illinois
Nov. 5	W, 35-34 vs. LINDENWOOD
Nov. 12	W, 35-27 at North Alabama
Nov. 19	NC CENTRAL
<b>2022 Record: 4-6 (3-4 Ohio Valley)</b>	



## AT WEST VIRGINIA

Sept. 10, 2022 | 5 p.m. CT  
Milan Puskar Stadium | Morgantown, W.Va.

### 2022 SCHEDULE

Sept. 1	L, 31-38 at Pitt
Sept. 10	L, 42-55 (OT) vs. KANSAS
Sept. 17	W, 65-7 vs. TOWSON
Sept. 22	W, 33-10 at Virginia Tech
Oct. 1	L, 20-38 at Texas
Oct. 13	W, 43-40 vs. BAYLOR
Oct. 22	L, 10-48 at Texas Tech
Oct. 29	L, 31-41 vs. TCU
Nov. 5	L, 14-31 at Iowa State
Nov. 12	W, 23-20 vs. OKLAHOMA
Nov. 19	KANSAS STATE
Nov. 26	at Oklahoma State
<b>2022 Record: 4-6 (2-5 Big 12)</b>	



## AT HOUSTON

Sept. 17, 2022 | 3 p.m. CT  
TDECU Stadium | Houston, Texas

### 2022 SCHEDULE

Sept. 3	W, 37-35 (3OT) at UTSA
Sept. 10	L, 30-33 (2OT) at Texas Tech
Sept. 17	L, 30-48 vs. KANSAS
Sept. 24	W, 34-27 vs. RICE
Sept. 30	L, 24-27 vs. TULANE
Oct. 7	W, 33-32 at Memphis
Oct. 22	W, 38-20 at Navy
Oct. 29	W, 42-27 vs. USF
Nov. 5	L, 63-77 at SMU
Nov. 12	W, 43-36 vs. TEMPLE
Nov. 19	at East Carolina
Nov. 26	TULSA
<b>2022 Record: 6-4 (4-2 American)</b>	



## DUKE

Sept. 24, 2022 | 11 a.m. CT  
David Booth Kansas Memorial Stadium | Lawrence, Kan.

### 2022 SCHEDULE

Sept. 2	W, 30-0 vs. Temple
Sept. 10	W, 31-23 at Northwestern
Sept. 17	W, 49-20 vs. NORTH CAROLINA A&T
Sept. 24	L, 27-35 at Kansas
Oct. 1	W, 38-17 vs. VIRGINIA
Oct. 8	L, 20-23 at Georgia Tech
Oct. 15	L, 35-38 vs. NORTH CAROLINA
Oct. 22	W, 45-21 at Miami
Nov. 4	W, 38-31 at Boston College
Nov. 12	W, 24-7 vs. VIRGINIA TECH
Nov. 19	at Pittsburgh
Nov. 26	WAKE FOREST
<b>2022 Record: 7-3 (4-2 ACC)</b>	



## IOWA STATE

Oct. 1, 2022 | 2:30 p.m. CT  
David Booth Kansas Memorial Stadium | Lawrence, Kan.

### 2022 SCHEDULE

Sept. 3	W, 42-10 vs. SE Missouri State
Sept. 10	W, 10-7 at Iowa
Sept. 17	W, 43-10 vs. OHIO
Sept. 24	L, 24-31 vs. BAYLOR
Oct. 1	L, 11-14 at Kansas
Oct. 8	L, 9-10 vs. KANSAS STATE
Oct. 15	L, 21-24 at Texas
Oct. 29	L, 13-27 at Oklahoma
Nov. 5	W, 31-14 vs. WEST VIRGINIA
Nov. 12	L, 14-20 at Oklahoma State
Nov. 19	TEXAS TECH
Nov. 26	at TCU
<b>2022 Record: 4-6 (1-6 Big 12)</b>	



## TCU

Oct. 8, 2022 | 11 a.m. CT  
David Booth Kansas Memorial Stadium | Lawrence, Kan.

### 2022 SCHEDULE

Sept. 2	W, 38-13 at Colorado
Sept. 10	W, 59-17 vs. TARLETON
Sept. 24	W, 42-34 at SMU
Oct. 1	W, 55-24 vs. OKLAHOMA
Oct. 8	W, 38-31 at Kansas
Oct. 15	W, 43-40 vs. OKLAHOMA STATE
Oct. 22	W, 38-28 vs. KANSAS STATE
Oct. 29	W, 41-31 at West Virginia
Nov. 5	W, 34-24 vs. TEXAS TECH
Nov. 12	W, 17-10 at Texas
Nov. 19	at Baylor
Nov. 26	IOWA STATE
<b>2022 Record: 10-0 (7-0 Big 12)</b>	



## AT OKLAHOMA

Oct. 15, 2022 | 11 a.m. CT  
Gaylord Family Memorial Stadium | Norman, Okla.

### 2022 SCHEDULE

Sept. 3	W, 45-13 vs. UTEP
Sept. 10	W, 33-3 vs. KENT STATE
Sept. 17	W, 49-14 at Nebraska
Sept. 24	L, 34-41 vs. KANSAS STATE
Oct. 1	L, 24-55 at TCU
Oct. 8	L, 0-49 vs. TEXAS
Oct. 15	W, 52-42 vs. KANSAS
Oct. 29	W, 27-13 at Iowa State
Nov. 5	L, 35-38 vs. BAYLOR
Nov. 12	L, 20-23 at West Virginia
Nov. 19	OKLAHOMA STATE
Nov. 26	at Texas Tech
<b>2022 Record: 5-5 (2-5 Big 12)</b>	



## AT BAYLOR

Oct. 22, 2022 | 11 a.m. CT  
McLane Stadium | Waco, Texas

### 2022 SCHEDULE

Sept. 3	W, 69-10 vs. Albany
Sept. 10	L, 20-26 (OT) at BYU
Sept. 17	W, 42-7 vs. TEXAS STATE
Sept. 24	W, 31-24 at Iowa State
Oct. 1	L, 25-36 vs. OKLAHOMA STATE
Oct. 13	L, 40-43 at West Virginia
Oct. 22	W, 35-23 vs. KANSAS
Oct. 29	W, 45-17 at Texas Tech
Nov. 5	W, 38-35 at Oklahoma
Nov. 12	L, 3-31 vs. KANSAS STATE
Nov. 19	TCU
Nov. 26	at Texas
<b>2022 Record: 6-4 (4-3 Big 12)</b>	



## OKLAHOMA STATE

Nov. 5, 2022 | 2:30 p.m. CT  
David Booth Kansas Memorial Stadium | Lawrence, Kan.

### 2022 SCHEDULE

Sept. 1	W, 58-44 vs. Central Michigan
Sept. 10	W, 34-17 vs. ARIZONA STATE
Sept. 17	W, 63-7 vs. ARKANSAS - PINE BLUFF
Oct. 1	W, 36-25 at Baylor
Oct. 8	W, 41-31 vs. TEXAS TECH
Oct. 15	L, 40-43 at TCU
Oct. 22	W, 41-34 vs. TEXAS
Oct. 29	L, 0-48 at KANSAS STATE
Nov. 5	L, 16-37 at Kansas
Nov. 12	W, 20-14 vs. IOWA STATE
Nov. 19	at Oklahoma
Nov. 26	WEST VIRGINIA
<b>2022 Record: 7-3 (4-3 Big 12)</b>	



## AT TEXAS TECH

Nov. 12, 2022 | 6:30 p.m.  
Jones AT&T Stadium | Lubbock, Texas

### 2022 SCHEDULE

Sept. 3	W, 63-10 vs. Murray State
Sept. 10	W, 33-30 (2OT) vs. HOUSTON
Sept. 17	L, 14-27 at N.C. State
Sept. 24	W, 37-34 (OT) vs. Texas
Oct. 1	L, 27-38 at Kansas State
Oct. 8	L, 31-41 at Oklahoma State
Oct. 22	W, 48-10 vs. WEST VIRGINIA
Oct. 29	L, 17-45 vs. BAYLOR
Nov. 5	L, 24-34 at TCU
Nov. 12	W, 43-28 vs. KANSAS
Nov. 19	at Iowa State
Nov. 26	OKLAHOMA
<b>2022 Record: 5-5 (3-4 Big 12)</b>	



## TEXAS

Nov. 19, 2022 | 2:30 p.m. CT  
David Booth Kansas Memorial Stadium | Lawrence, Kan.

### 2022 SCHEDULE

Sept. 3	W, 52-10 vs. Louisiana Monroe
Sept. 10	L, 19-20 at ALABAMA
Sept. 17	W, 41-20 vs. UTSA
Sept. 24	L, 34-37 (OT) at Texas Tech
Oct. 1	W, 38-20 at West Virginia
Oct. 8	W, 49-0 vs. OKLAHOMA
Oct. 15	W, 24-21 vs. IOWA STATE
Oct. 22	L, 34-41 at Oklahoma State
Nov. 5	W, 34-27 at Kansas State
Nov. 12	L, 10-17 vs. TCU
Nov. 19	at Kansas
Nov. 26	BAYLOR
<b>2022 Record: 6-4 (4-3 Big 12)</b>	



## AT KANSAS STATE

Nov. 26, 2022 | TBA  
Bill Snyder Family Stadium | Manhattan, Kan.

### 2022 SCHEDULE

Sept. 3	W, 34-0 vs. South Dakota
Sept. 10	W, 40-12 vs. MISSOURI
Sept. 17	L, 10-17 vs. TULANE
Sept. 24	W, 41-34 at Oklahoma
Oct. 1	W, 38-27 vs. TEXAS TECH
Oct. 8	W, 10-9 at Iowa State
Oct. 22	L, 38-28 at TCU
Oct. 29	W, 48-0 vs. OKLAHOMA STATE
Nov. 5	L, 27-34 vs. TEXAS
Nov. 12	W, 31-3 at Baylor
Nov. 19	at West Virginia
Nov. 26	KANSAS
<b>2022 Record: 7-3 (5-2 Big 12)</b>	



## THE LEIPOLD FILE

**Position:** Head Coach  
**Alma Mater:** Wisconsin-Whitewater, 1987  
**Wife:** Kelly  
**Children:** Lindsey and Landon

## COACHING HISTORY

**2021-present** Kansas (Head Coach)  
**2015-21** Buffalo (Head Coach)  
**2007-14** Wisconsin Whitewater (Head Coach)  
**2004-06** Nebraska-Omaha  
 (Assistant Head Coach/Offensive Coordinator)  
**2001-03** Nebraska  
 (Administrative Assistant/Recruiting)  
**1991-93** Wisconsin (Graduate Assistant)  
**1990** Wisconsin-Whitewater (Assistant Coach)  
**1989** Doane (Assistant Coach)  
**1988** Wisconsin-Whitewater (Wide Receivers)  
**1987** Wisconsin-Whitewater (Quarterbacks)

## LANCE LEIPOLD

is a six-time National Champion, a five-time conference coach of the year and the fastest coach in NCAA history to reach 100 career wins, has been named the 41st head coach in Kansas Football history, Director of Athletics Travis Goff announced on April 30, 2021.

Leipold arrived at Kansas after a successful six-year stay at Buffalo, where in his final three seasons, he posted three straight winning seasons for the first time in 20 years. He won 24 games over the final three seasons, which included a seven-game shortened-season schedule in 2020 because of the COVID-19 pandemic, marking the most successful three-year run in Buffalo history.

A proven winner with a strong track record for player development, Leipold served as the head coach at Wisconsin-Whitewater for eight seasons from 2007 to 2014, capturing six NCAA Division III national championships and tallying an astounding record of 109-6.

After taking over a rebuilding Buffalo program that went 7-17 in his first two seasons, Leipold put together a record of 30-16 over his final four seasons, including three bowl appearances and two bowl victories with the Bulls. Leipold is coming off a 2020 season at Buffalo that brought unprecedented success to the program. The Bulls went a perfect 5-0 in the regular season and won the MAC East Division title for the second-straight year. Leipold's squad also beat Marshall in the Camellia Bowl for the program's second ever bowl win and second in as many years.

Buffalo also appeared in the Associated Press Top 25 at No. 24 on December 6, 2020, marking the first-time in school history the Bulls appeared in the national rankings. The team finished the season ranked 25th in both the AP poll and the Amway Coaches Poll. Leipold was named the MAC Coach of the Year for the second time in his career after the record-breaking season.

Showcasing his pristine reputation for player development and a keen eye for recruiting, Buffalo tied a school-record with 12 All-MAC selections in 2020, all of whom were recruited by Leipold. Running back Jaret Patterson led the way, rushing for 1,072 yards in just six games, including a 409-yard performance against Kent State, which is the second-best performance in FBS history.

Patterson was named the winner of the Vern Smith Leadership Award, given to the MVP of the MAC and was also named the MAC Offensive Player of the Year under Leipold's tutelage.

Buffalo also had 12 all-conference players in 2019, a season that culminated in the school's first-ever bowl victory – a 31-9 win over Charlotte in the Makers Wanted Bahamas Bowl. The 2019 team featured one of the best defenses in the school's history. Buffalo ranked seventh nationally in total defense, allowing 291.9 yards per game. The Bulls were also fourth nationally against the run, allowing 94.2 yards per game.

In 2018, Buffalo won 10 games in a season for the first time ever in program history. Leipold's team went 7-1 in MAC play and won the East Division title. The Bulls also won 42-13 at Rutgers, marking the school's first-ever win over a Power 5 opponent.

He was named the MAC Coach of the Year and was also a semifinalist for the George Munger College Coach of the Year Award.

In that 2018 season, the Buffalo offense had a record-breaking season. Buffalo scored 484 points, 64 touchdowns and totaled 5,803 yards of total offense, establishing new school records in each category. Quarterback Tyree Jackson was named the MAC Offensive Player of the Year, while Patterson earned MAC Freshman of the Year honors.

In Leipold's third season in 2017, the Bulls gained bowl eligibility for just the third time as an FBS program. The Bulls offense averaged 432 yards per game and led the conference in passing yards per game at 291. Showing an ability for explosive plays, Buffalo produced 20 plays of 45 or more yards on the season.

Leipold became the head coach at Buffalo in December of 2014 after a triumphant career as the head coach at Wisconsin-Whitewater, which saw him earn six National Coach of the Year awards. In his first season there in 2007, the Warhawks went 14-1 and won the Division III national championship. In 2008, the team made it back to the title game and fell to Mount Union.

Wisconsin-Whitewater then went 45-0 over the next three seasons, winning three straight national championships. After a 7-3 campaign in 2012, Whitewater went 30-0 combined in 2013 and 2014 winning two more national titles with Leipold at the helm.

During his time there, Warhawk players totaled 56 All-America honors, with running back Justin Beaver winning the Gagliardi Trophy as the top player in Division III. Brent Allen won the Division III Rimington Award as the top center. Running back Levell Coppage earned D3Football.com Offensive Player of the Year honors, while Cole Klotz won those honors on the defensive side.

Leipold, a native of Jefferson, Wisconsin, began his coaching career at Whitewater in 1987 as a quarterbacks coach. He moved to the University of Wisconsin in 1991, where he served as a graduate assistant for Barry Alvarez for three seasons and helped the Badgers win a Big Ten title and a Rose Bowl appearance in 1993.

He then served as an assistant coach at Division II Nebraska-Omaha from 1994-2000, helping the Mavericks become three-time conference champions. He was promoted to offensive coordinator in 2000, before moving on to Nebraska where he worked for Frank Solich for four seasons. He then returned to Nebraska-Omaha for three years as the associate head coach and offensive coordinator, before moving on to

Wisconsin-Whitewater in 2007.

Leipold is a 1987 graduate of Wisconsin-Whitewater, where he was a standout quarterback.

Leipold and his wife Kelly, have a daughter, Lindsey, and a son, Landon. Lindsey plays volleyball at Lamar University.

## YEAR-BY-YEAR AS HEAD COACH

YEAR	TEAM	RECORD	BOWL	NOTES
2022	Kansas	6-4		First season of KU bowl eligibility since 2008
2021	Kansas	2-10		First Big 12 road win since 2008 for program
2020	Buffalo	6-1	Camellia	Ranked No. 25
2019	Buffalo	8-5	Bahamas	1st Postseason Ranking in School History
2018	Buffalo	10-4	Dollar General	1st Bowl Win in School History
2017	Buffalo	6-6		1st 10-win Season in School History
2016	Buffalo	2-10		
2015	Buffalo	5-7		
2014	Wisconsin-Whitewater	15-0		Division III National Champs
2013	Wisconsin-Whitewater	15-0		Division III National Champs
2012	Wisconsin-Whitewater	7-3		
2011	Wisconsin-Whitewater	15-0		Division III National Champs
2010	Wisconsin-Whitewater	15-0		Division III National Champs
2009	Wisconsin-Whitewater	15-0		Division III National Champs
2008	Wisconsin-Whitewater	13-2		
2007	Wisconsin-Whitewater	14-1		Division III National Champs

**Wisconsin-Whitewater (8 years):** 109-6

**Buffalo Record (6 years):** 37-33

**Kansas Record (2 years):** 8-14

**Career Record (15 years):** 154-53

## YEAR-BY-YEAR AS ASSISTANT COACH

YEAR	TEAM	RECORD	BOWL	NOTES
2006	Nebraska-Omaha	8-3		Division II Playoffs; Conference Champs
2005	Nebraska-Omaha	8-3		Division II Playoffs; Conference Champs
2004	Nebraska-Omaha	8-3		Conference Champs
2003	Nebraska	10-3	Alamo	Ranked No. 19
2002	Nebraska	7-7	Independence	
2001	Nebraska	11-2	Rose	Ranked No. 8
2000	Nebraska-Omaha	11-2		Division II Playoffs; Conference Champs
1999	Nebraska-Omaha	7-4		
1998	Nebraska-Omaha	9-3		Division II Playoffs; Conference Champs
1997	Nebraska-Omaha	8-3		
1996	Nebraska-Omaha	10-2		Division II Playoffs; Conference Champs
1995	Nebraska-Omaha	3-8		
1994	Nebraska-Omaha	1-10		
1993	Wisconsin	10-1-1	Rose	Ranked No. 6
1992	Wisconsin	5-6		
1991	Wisconsin	5-6		
1990	Wisconsin-Whitewater	10-1		Division III Playoffs; Conference Champs
1989	Doane	5-4-1		
1988	Wisconsin-Whitewater	9-3		Division III Playoffs; Conference Champs
1987	Wisconsin-Whitewater	7-3-1		

### Head Coach at Kansas

#### 2022 (6-3, 3-3)

DATE	OPPONENT	RESULT
9-2-22	Tennessee Tech	W, 56-10
9-10-22	at West Virginia*	W, 55-42
9-17-22	at Houston	W, 48-30
9-22-22	Duke	W, 35-27
10-1-22	Iowa State*	W, 14-11
10-8-22	#17 TCU*	L, 31-38
10-15-22	at Oklahoma*	L, 42-52
10-22-22	at Baylor*	L, 23-35
11-5-22	#18 Oklahoma State*	W, 37-16
11-12-22	at Texas Tech*	L, 28-43

#### 2021 (2-10, 1-8) Big 12: 10th

DATE	OPPONENT	RESULT
9-3-21	South Dakota	W, 17-14
9-10-21	at Coastal Carolina	L, 22-49
9-18-21	Baylor*	L, 7-45
9-25-21	at Duke	L, 33-52
10-2-21	at Iowa State*	L, 7-59
10-16-21	Texas Tech (HC)*	L, 14-41
10-23-21	Oklahoma*	L, 23-35
10-30-21	at Oklahoma State*	L, 3-55
11-6-21	Kansas State*	L, 10-35
11-13-21	at Texas*	W, 57-56 (OT)
11-20-21	at TCU*	L, 28-31
11-27-21	West Virginia*	L, 28-34

### Head Coach at Buffalo

#### 2020 (6-1, 5-1) MAC East: 1st

DATE	OPPONENT	RESULT
11-4-20	at Northern Illinois*	W, 49-30
11-10-20	Miami (OH)*	W, 42-10
11-17-20	at Bowling Green*	W, 42-17
11-28-20	Kent State*	W, 70-41
12-12-20	Akron*	W, 56-7
12-18-20	Ball State	L, 28-38
<i>MAC Championship (Detroit, Mich.)</i>		
12-25-20	Marshall	W, 17-10
<i>Camelia Bowl (Montgomery, Ala.)</i>		

#### 2019 (8-5, 5-3) MAC East: T-2nd

DATE	OPPONENT	RESULT
8-29-19	Robert Morris	W, 38-10
9-7-19	at #15 Penn State	L, 13-45
9-14-19	at Liberty	L, 17-35
9-21-19	Temple	W, 38-22
9-28-19	at Miami (OH)*	L, 20-34
10-5-19	Ohio*	L, 20-21
10-19-19	at Akron*	W, 21-0
10-26-19	Central Michigan*	W, 43-20
11-2-19	at Eastern Michigan*	W, 43-13
11-14-19	at Kent State*	L, 27-30
11-20-19	Toledo*	W, 49-30
11-29-19	Bowling Green*	W, 49-7
12-20-19	Charlotte	W, 31-9
<i>Makers Wanted Bahamas Bowl (Nassau, Bahamas)</i>		

#### 2018 (10-4, 7-1) MAC East: 1st

DATE	OPPONENT	RESULT
9-1-18	Delaware State	W, 48-10
9-8-18	at Temple	W, 36-29
9-15-18	Eastern Michigan*	W, 35-28
9-22-18	at Rutgers	W, 42-13
9-29-18	Army	L, 13-42
10-6-18	at Central Michigan*	W, 34-24
10-13-18	Akron*	W, 24-6
10-20-18	at Toledo*	W, 31-17
10-30-18	Miami (OH)*	W, 51-42
11-6-18	Kent State*	W, 48-14
11-14-18	at Ohio*	L, 17-52
11-23-18	at Bowling Green*	W, 44-14
11-30-18	Northern Illinois*	L, 29-30
<i>Championship (Detroit, Mich.)</i>		
12-22-18	Troy	L, 32-42
<i>Dollar General Bowl (Mobile, Ala.)</i>		



#### 2017 (6-6, 4-4) MAC East: 3rd

DATE	OPPONENT	RESULT
8-31-17	at Minnesota	L, 7-17
9-9-17	at Army	L, 17-21
9-16-17	Colgate	W, 33-10
9-23-17	Florida Atlantic	W, 34-31
9-30-17	at Kent State*	W, 27-13
10-7-17	Western Michigan	L, 68-71
10-14-17	Northern Illinois*	L, 13-14
10-21-17	Miami (OH)*	L, 14-24
10-28-17	at Akron*	L, 20-21
11-7-17	Bowling Green*	W, 38-28
11-16-17	at Ball State*	W, 40-24
11-24-17	Ohio*	W, 31-24

#### 2016 (2-10, 1-7) MAC East: 6th

DATE	OPPONENT	RESULT
9-2-16	Albany	L, 16-22
9-17-16	at Nevada	L, 14-38
9-24-16	Army	W, 23-20
10-1-16	at Boston College	L, 3-35
10-8-16	Kent State*	L, 20-44
10-15-16	Ball State*	L, 21-31
10-22-16	at Northern Illinois*	L, 7-44
10-27-16	Akron*	W, 41-20
11-3-16	at Ohio*	L, 10-34
11-12-16	Miami (OH)*	L, 24-35
11-19-16	at Western Michigan*	L, 0-38
11-25-16	at Bowling Green*	L, 19-27

#### 2015 (5-7, 13-5) MAC East: 4th

DATE	OPPONENT	RESULT
9-5-15	Albany	W, 51-14
9-12-15	at Penn State	L, 14-27
9-19-15	at Florida Atlantic	W, 33-15
9-26-15	Nevada	L, 21-24
10-3-15	Bowling Green*	L, 22-28
10-17-15	at Central Michigan*	L, 14-51
10-24-15	Ohio*	W, 41-17
10-29-15	at Miami (OH)*	W, 29-24
11-5-15	at Kent State*	W, 18-17
11-11-15	Northern Illinois*	L, 30-41
11-21-15	at Akron*	L, 21-42
11-27-15	Massachusetts*	L, 26-31
Houston		

### ALL-TIME AGAINST

OPPONENT	RECORD
Akron	4-2
Albany	1-1
Army	1-2
Ball State	1-2
Baylor	0-2
Boston College	0-1
Bowling Green	4-2
Central Michigan	2-1
Charlotte	1-0
Coastal Carolina	0-1
Colgate	1-0
Duke	1-1
Delaware State	1-0
Eastern Michigan	2-0
Florida Atlantic	2-0
Houston	1-0
Iowa State	1-1
Kansas State	0-1
Kent State	4-2
Liberty	0-1
Marshall	1-0
Massachusetts	0-1
Miami (Ohio)	3-3
Minnesota	0-1
Nevada	0-2
Northern Illinois	1-4
Ohio	2-3
Oklahoma	0-2
Oklahoma State	1-1
Penn State	0-2
Robert Morris	1-0
Rutgers	1-0
South Dakota	1-0
TCU	0-2
Temple	2-0
Tennessee Tech	1-0
Texas	1-0
Texas Tech	0-2
Toledo	2-0
Troy	0-1
West Virginia	1-1
Western Michigan	0-2

# COACHING STAFF

F - On Field B - Booth

**B**



**ANDY KOTELNICKI**

Offensive Coordinator - Tight Ends  
(Second Season)

**B**



**BRIAN BORLAND**

Defensive Coordinator - Safeties  
(Second Season)

**F**



**SCOTT FUCHS**

Assistant Coach - Offensive Line  
(Second Season)

**B**



**TAIWO ONATOLU**

Assistant Coach - Defensive Ends/Special  
Teams Coordinator (First Season)

**F**



**JIM PANAGOS**

Assistant Coach - Defensive Tackles  
(First Season)

**F**



**JORDAN PETERSON**

Assistant Coach Defensive Backs  
(First Season)

**F**



**TERRENCE SAMUEL**

Assistant Coach - Wide Receivers  
(First Season)

**F**



**CHRIS SIMPSON**

Assistant Coach - Linebackers  
(Second Season)

**F**



**JONATHAN WALLACE**

Assistant Coach - Running Backs  
(Second Season)

**F**



**JIM ZEBROWSKI**

Assistant Coach - Quarterbacks  
(Second Season)

# 2022 ROSTER

## NUMERICAL ROSTER

No.	Name	Pos.	Ht.	Wt.	Yr.	Hometown (High School/Previous School)
0	Edwin White-Schultz	S	6'0"	204	So.	Mobile, Ala. (UMS-Wright Preparatory)
1	Kenny Logan Jr.	S	6'0"	210	Sr.	St. Augustine, Fla. (Menendez HS)
2	Lawrence Arnold	WR	6'3"	200	R-So.	DeSoto, Texas (DeSoto HS)
2	Cobee Bryant	CB	6'0"	170	So.	Evergreen, Ala. (Hillcrest HS)
3	Tanaka Scott Jr.	WR	6'4"	205	R-Fr.	Mobile, Ala. (Murphy HS)
3	Ra'Mello Dotson	CB	6'1"	186	R-So.	Daytona Beach, Fla. (Mainland HS)
4	Marvin Grant	S	6'2"	205	R-Jr.	Detroit, Mich. (Martin Luther King HS/Purdue)
4	Devin Neal	RB	5'11"	210	So.	Lawrence, Kan. (Lawrence HS)
5	OJ Burroughs	S	5'10"	185	So.	Savannah, Ga. (IMG Academy)
5	Douglas Emilien	WR	6'1"	190	R-So.	Ft. Lauderdale, Fla. (American Heritage/Minnesota)
6	Taiwan Berryhill Jr.	LB	6'2"	225	Jr.	New Orleans, La. (St. Augustine HS)
6	Jalon Daniels	QB	6'0"	215	Jr.	Lawndale, Calif. (Lawndale HS)
7	Trevor Wilson	WR	5'11"	195	R-Jr.	Tallahassee, Fla. (Amos P. Godby HS/Bufalo)
7	Lorenzo McCaskill	LB	6'0"	220	S-Sr.	Detroit, Mich. (Southfield A&T/Louisiana)
8	Ky Thomas	RB	5'11"	200	R-So.	Topeka, Kan. (Topeka HS/Minnesota)
8	Kwinton Lassiter	CB	5'11"	185	R-Jr.	Lawrence, Kan. (Lawrence Free State HS)
9	Jason Bean	QB	6'3"	200	RS-Sr.	Mansfield, Texas (Lake Ridge HS/North Texas)
10	Jayson Gilliom	S	6'2"	210	So.	Suwanee, Ga. (North Gwinnett HS)
11	Luke Grimm	WR	6'0"	190	Jr.	Raymore, Mo. (Raymore-Peculiar HS)
11	Eddie Wilson	DL	6'4"	315	S-Sr.	Jersey City, N.J. (Milford Academy/Bufalo)
12	Torry Locklin	RB	6'2"	210	R-Jr.	Rockdale, Texas (Rockdale HS)
13	Eriq Gilyard	LB	5'11"	230	RS-Sr.	Jacksonville, Fla. (Trinity Christian HS/UCF)
13	Jordan Preston	QB	5'10"	200	R-Jr.	Lawrence, Kan. (Mill Valley HS)
14	Kai Kunz	QB	6'2"	200	Fr.	Wichita, Kan. (Andover Central HS)
14	Jalen Dye	S	6'0"	185	So.	San Diego, Calif. (Cathedral Catholic HS/Palomar College)
15	Craig Young	LB	6'3"	225	R-Jr.	Fort Wayne, Ind. (Wayne HS/Ohio State)
15	Ethan Vasko	QB	6'4"	200	Fr.	Chesapeake, Va. (Oscar F. Smith HS)
16	Shaad Dabney	CB	5'10"	190	So.	Gainesville, Fla. (Cherokee Bluff HS)
16	Ben Easters	QB	6'3"	215 lbs	R-Fr.	Brownsburg, Ind. (Brownsburg HS)
17	Monte McGary	CB	6'0"	190	Sr.	Omaha, Neb. (Omaha South Magnet/Utah State)
18	Kalon Gervin	CB	5'11"	195	R-Jr.	Detroit, Mich. (Cass Tech HS/Michigan St.)
18	Jack Jackson	QB	6'3"	195	Fr.	Dallas, Texas (Highland Park High School)
19	Tristian Fletcher	LB	6'0"	225	So.	Cypress, Texas (Cy Ridge HS/Trinity Valley CC)
20	Donovan Gaines	LB	5'10"	213	R-So.	Moore, Okla. (Southmoore HS)
20	Daniel Hishaw Jr.	RB	5'10"	215	R-So.	Moore, Okla. (Moore HS)
22	Brian Dilworth	CB	5'11"	180	Fr.	Hollywood, Fla. (Chaminade-Madonna Prep)
23	Mason Ellis	S	6'2"	195	Fr.	Mulvane, Kan. (Mulvane HS)
24	Reis Vernon	P	6'2"	210	Jr.	Bixby, Okla. (Bixby HS)
25	Kaleb Purdy	S	5'11"	180	Fr.	St. Peters, Mo. (DeSmet Jesuit HS)
26	Jack Codwell	RB	6'0"	226	R-So.	Pearland, Texas (IMG Academy)
26	Krishawn Brown	LB	6'1"	226	R-So.	Tulsa, Okla. (Booker T. Washington HS)
27	Kenrick Osei-Bonsu	S	6'3"	190	Fr.	Olathe, Kan. (Olathe North HS)
28	Sevion Morrison	RB	6'0"	212	R-So.	Tulsa, Okla. (Edison HS/Nebraska)
29	Jaden Robinson	CB	6'0"	185	R-Fr.	Grand Prairie, Texas (South Grand Prairie HS)
30	Rich Miller	LB	6'1"	225	Sr.	Detroit, Mich. (Martin Luther King HS/Bufalo)
31	Landon Nelson	S	5'11"	187	R-Fr.	Maui, Hawai'i (Valley HS)
31	Grant Glasgow	K	6'1"	195	Fr.	Lawrence, Kan. (Lawrence HS)
32	Dylan Downing	LB	6'1"	235	R-Jr.	Kansas City, Kan. (Bishop Miege HS)
32	Tylan Alejos	RB	5'9"	200	Fr.	Topeka, Kan. (Topeka HS)
33	Spencer Roe	FB	6'3"	260	RS-Sr.	Lawrence, Kan. (Lawrence Free State HS)
33	D'Marion Alexander	DE	6'5"	245	R-Fr.	China Spring, Texas (China Spring HS)
34	Owen Piepergerdes	K	6'5"	250	R-Fr.	Kansas City, Mo. (Rockhurst HS)
34	Alex Raich	LB	6'3"	200	R-Jr.	Chur, Switzerland (Quader Schulhaus/Golden West College)
35	Zion DeBose	DE	6'2"	250	S-Sr.	Salisbury, N.C. (North Rowan HS/Virginia Tech)
36	DeAndre Thomas Jr.	RB	5'8"	188	R-Fr.	Blue Springs, Mo. (Blue Springs HS)
37	Grayden Addison	P	5'11"	220	R-Fr.	Noblesville, Ind. (Noblesville HS)
37	Hayden Hatcher	DE	6'3"	245	RS-Sr.	Council Bluffs, Iowa (Lewis Central HS)
38	Ty Farrington	LB	5'11"	215	Fr.	Overland Park, Kan. (Blue Valley North HS)
39	Cole Mondl	LB	5'10"	215	R-Fr.	Lawrence, Kan. (Lawrence HS)
40	Tabor Allen	K	6'1"	195	Jr.	Mansfield, Texas (Mansfield Lakeridge HS)
41	Ben Coates	LB	6'0"	210	R-So.	Overland Park, Kan. (Blue Valley West HS)
43	Max Dowling	TE	6'6"	245	Fr.	Buffalo, New York (Canisius HS)
43	Andrew Russell	S	6'2"	205	S-Sr.	Victor, N.Y. (Victor HS/Michigan)
44	Cornell Wheeler	LB	6'0"	220	R-So.	West Bloomfield, Mich. (West Bloomfield HS/Michigan)
45	Trevor Kardell	TE	6'5"	252	R-So.	Lee's Summit, Mo. (Lee's Summit West HS)

## ALPHABETICAL ROSTER

### A

Grayden Addison	P	37
D'Marion Alexander	DE	33
Tabor Allen	K	40
Jelani Arnold	DL	91
Lawrence Arnold	WR	2

### B

Kobe Barnes	OL	70
Jason Bean	QB	9
Taiwan Berryhill Jr.	LB	6
Jacob Borcila	K	83
Earl Bostick Jr.	OL	68
Krishawn Brown	LB	26
Jacobee Bryant	CB	2
OJ Burroughs	S	5
Sam Burt	DL	93

### C

Bryce Cabeldue	OL	77
Kenean Caldwell	DL	77
Jared Casey	TE	47
Jack Codwell	RB	26
Mac Copeland	TE	86

### D

Shaad Dabney	CB	16
Jalon Daniels	QB	6
Zion DeBose	DE	35
Dre Doiron	OL	73
Ra'Mello Dotson	CB	3
Dylan Downing	LB	32
Emory Duggar	LS	51
Tommy Dunn Jr.	DL	92

### E

Ben Easters	QB	16
Jake Eisenhauer	OL	63

### F

Mason Fairchild	TE	89
Michael Ford Jr.	OL	54
Tristian Fletcher	LB	19

### G

Donovan Gaines	LB	20
Kalon Gervin	CB	18
Jayson Gilliom	S	10
Eriq Gilyard	LB	13
Nolan Gorczca	OL	59
Luke Grimm	WR	11

### H

Hayden Hatcher	DE	37
Daniel Hishaw Jr.	RB	20
Luke Hosford	LS	60
Will Huggins	TE	87

### J

Jack Johnson	QB	18
--------------	----	----

### K

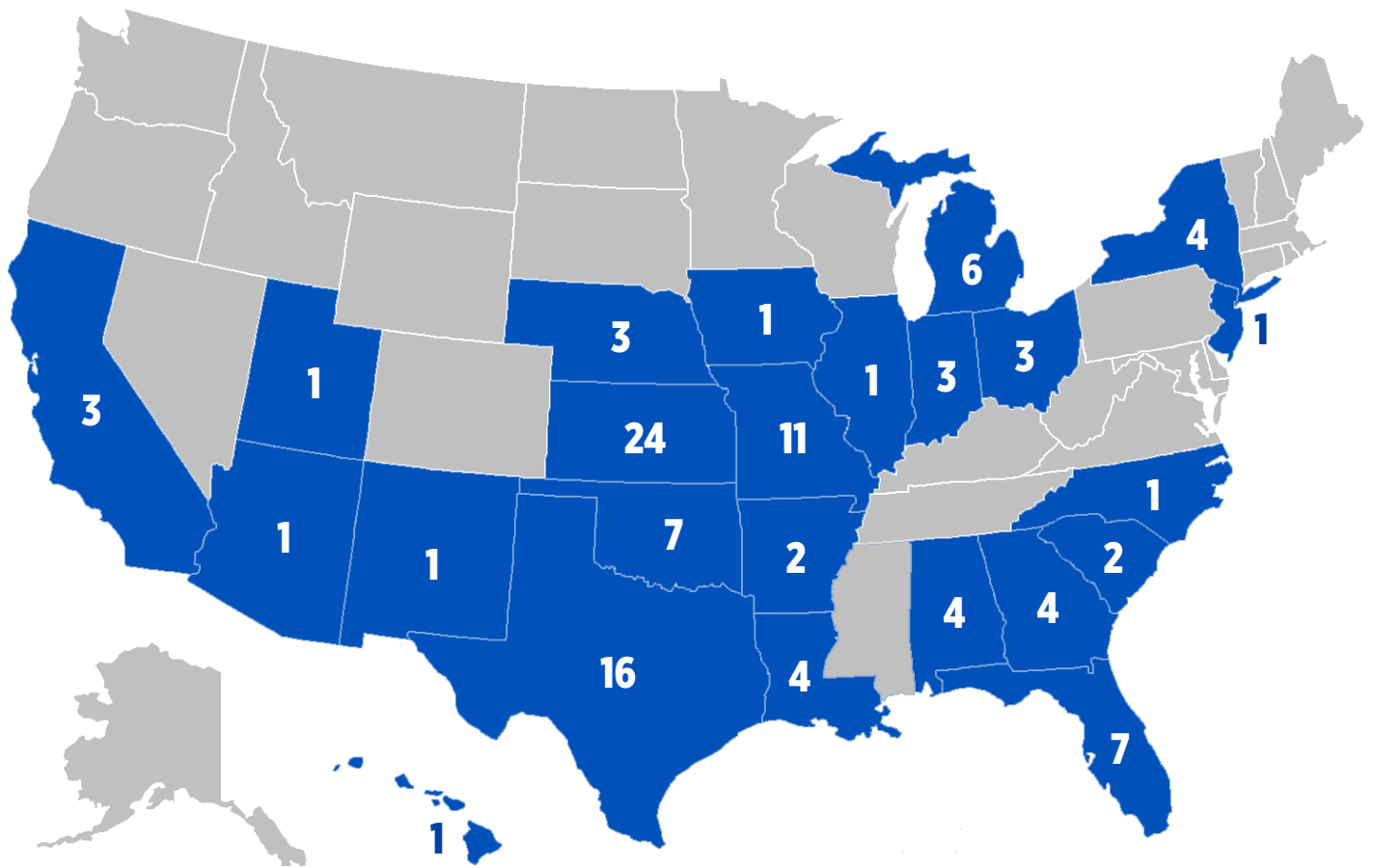
Trevor Kardell	TE	45
Hank Kelly	OL	57

No.	Name	Pos.	Ht.	Wt.	Yr.	Hometown (High School/Previous School)
45	Dean Miller	DE	6'5"	200	So.	Los Angeles, Calif. (Cathedral HS/College of Canyons)
46	Davion Westmoreland	DL	6'3"	260	Jr.	Griffin, Ga. (Griffin HS/Hutchinson CC)
47	Jared Casey	TE	6'0"	255	R-So.	Plainville, Kan. (Plainville HS)
47	Lonnie Phelps	DE	6'3"	245	R-Jr.	Cincinnati, Ohio (Mt. Healthy HS/Miami OH)
49	Mack Moeller	TE	6'3"	233	R-Fr.	Mission, Kan. (Bishop Miege HS)
50	Mike Novitsky	OL	6'5"	300	RS-Sr.	Victor, N.Y. (Victor HS/Bufalo)
51	Emory Duggar	LS	6'2"	228	R-So.	Baton Rouge, La. (Catholic HS)
52	D.J. Withers	DL	6'4"	292	R-Fr.	Little Rock, Ark. (Joe T. Robinson HS)
53	Caleb Taylor	DL	6'4"	300	R-So.	St. Louis, Mo. (Staley HS)
54	Michael Ford Jr.	OL	6'3"	300	R-So.	Homewood, Ill. (Homewood-Flossmoor HS/Bufalo)
55	Ar'maj Reed-Adams	OL	6'5"	310	R-So.	DeSoto, Texas (DeSoto HS)
56	Parker Williams	DE	6'4"	235	Fr.	Kansas City, Mo. (Rockhurst HS)
57	Hank Kelly	OL	6'4"	297	R-Fr.	Fayetteville, Ark. (Fayetteville HS)
58	Kael Farkes	OL	6'3"	280	Fr.	Lenexa, Kan. (Shawnee Mission Northwest HS)
59	Nolan Gorczyca	OL	6'6"	311	R-Fr.	Omaha, Neb. (Roncalli Catholic HS/Bufalo)
60	Luke Hosford	LS	6'2"	225	R-Jr.	Cuyahoga Falls, Ohio (Woodridge HS)
63	Jake Eisenhauer	OL	6'1"	300	R-Fr.	Salina, Kan. (Salina Central HS)
67	Dominick Puni	OL	6'5"	315	RS-Sr.	St. Charles, Mo. (Francis Howell Central HS/Central Mo.)
68	Earl Bostick Jr.	OL	6'6"	310	S-Sr.	Barnwell, S.C. (Barnwell HS)
69	Joe Krause	OL	6'3"	300	R-So.	Prairie Village, Kan. (Shawnee Mission East HS)
70	Kobe Baynes	OL	6'4"	297	R-So.	Jacksonville, Fla. (Sandalwood HS/Louisville)
71	James Livingston	OL	6'7"	290	Fr.	Dexter, Mich. (Dexter HS)
72	Danny Robinson	OL	6'5"	301	R-So.	Overland Park, Kan. (Blue Valley Northwest HS)
73	Dre Doiron	OL	6'4"	295	R-So.	London, Ontario (Catholic Central/Bufalo)
74	De'Kedrick Sterns	OL	6'4"	308	R-Fr.	Austin, Texas (Del Valle HS)
75	Jackson Satterwhite	OL	6'5"	302	R-So.	Miami, Okla. (Miami HS)
77	Bryce Cabeldue	OL	6'6"	305	R-So.	Clovis, N.M. (Clovis HS)
78	Joey Baker	OL	6'4"	275	Fr.	Southlake, Texas (Southlake Carroll HS)
80	Cole Rhoden	WR	6'2"	180	Fr.	Platte City, Mo. (Platte City HS)
81	Quinton Conley	WR	6'6"	205	Fr.	Kansas City, Mo. (The Pembroke Hill School)
82	Griffin Koch	WR	6'2"	170	Fr.	New Canaan, Conn. (IMG Academy)
83	Jacob Borcila	K	6'2"	210	R-Jr.	Westerville, Ohio (Westerville Central HS)
83	Quentin Skinner	WR	6'5"	190	R-So.	Claremore, Okla. (Claremore HS)
84	Kevin Terry	WR	6'1"	195	R-Jr.	Little Elm, Texas (Little Elm HS/Texas Tech)
85	Kelan Robinson	WR	6'2"	207	R-Fr.	Grand Prairie, Texas (South Grand Prairie HS)
86	Mac Copeland	TE	6'4"	260	RS-Sr.	Wichita, Kan. (Wichita Collegiate HS)
87	Will Huggins	TE	6'7"	255	R-So.	Lenexa, Kan. (Shawnee Mission South HS)
88	Tevita Noa	TE	6'4"	256	Jr.	Salt Lake City, Utah (Highland HS/Snow College)
89	Mason Fairchild	TE	6'5"	261	Sr.	Andale, Kan. (Andale HS)
90	Jereme Robinson	DE	6'3"	255	Jr.	Montgomery, Ala. (Carver HS)
91	Jelani Arnold	DL	6'2"	275	S-Sr.	Irving, Texas (MacArthur HS)
92	Tommy Dunn Jr.	DL	6'3"	310	R-Fr.	Garland, Texas (Naaman Forest HS)
93	Sam Burt	DL	6'4"	295	S-Sr.	Abilene, Kan. (Abilene HS)
94	Andon Carpenter	DL	6'2"	270	Fr.	Derby, Kan. (Derby HS)
95	Ronald McGee	DL	6'3"	290	S-Sr.	Sumter, S.C. (Sumter HS/Bufalo)
96	Cole Petrus	DE	6'4"	236	R-Fr.	St. Louis, Mo. (Vianney HS)
97	Kenean Caldwell	DL	6'3"	315	Jr.	Oak Grove, La. (Oak Grove HS)
98	Caleb Sampson	DL	6'3"	305	S-Sr.	Saint Rose, La. (Northlake Christian HS/Coahoma CC)
99	Malcolm Lee	DE	6'5"	255	S-Sr.	Omaha, Neb. (Bellevue West HS/Iowa Western)

## PRONUNCIATION GUIDE

6	Taiwan Berryhill Jr.	Tie-wan
83	Jacob Borcila	Bor-chill-uh
97	Kenean Caldwell	Keenen
77	Bryce Cabeldue	Cable-Due
35	Zion DeBose	Zie-on De-Bose
18	Kalon Gervin	Kay-len Gerv-in
10	Jayson Gilliom	Gill-ee-um
13	Eriq Gilyard	Gil-yerd
59	Nolan Gorczyca	Gor-sik-uh
28	Sevion Morrison	Seh-vee-on
88	Tevita Noa	Tuh-vee-ta No-uh
50	Mike Novitsky	Nuh-vit-skee
96	Cole Petrus	Pee-truss
55	Ar'maj Reed-Adams	Ar-mah-jay
3	Tanaka Scott	Tah-nah-kuh

Griffin Koch	WR	82
Joe Krause	OL	69
<b>L</b>		
Kwinton Lassiter	CB	8
Malcolm Lee	DL	99
Torry Locklin	RB	12
Kenny Logan Jr.	S	1
<b>M</b>		
Lorenzo McCaskill	LB	7
Monte' McGary	CB	17
Ronald McGee	DL	95
Rich Miller	LB	30
Mack Moeller	TE	49
Cole Mondri	LB	39
Sevion Morrison	RB	28
<b>N</b>		
Devin Neal	RB	4
Landon Nelson	S	31
Tevita Noa	TE	88
Mike Novitsky	C	50
<b>P</b>		
Cole Petrus	DE	96
Lonnie Phelps	DE	47
Owen Piepergerdes	K	34
Jordan Preston	QB	13
<b>R</b>		
Alex Raich	LB	34
Ar'maj Reed-Adams	OL	55
Danny Robinson	OL	72
Jaden Robinson	CB	29
Jereme Robinson	DL	90
Kelan Robinson	WR	85
Spencer Roe	FB	33
<b>S</b>		
Caleb Sampson	DL	98
Jackson Satterwhite	OL	75
Tanaka Scott	WR	3
Quentin Skinner	WR	83
De'Kedrick Sterns	OL	74
<b>T</b>		
Caleb Taylor	DL	53
Kevin Terry	WR	84
DeAndre Thomas Jr.	RB	36
<b>V</b>		
Reis Vernon	P	24
<b>W</b>		
Cornell Wheeler	LB	44
Edwin White-Schultz	S	0
Eddie Wilson	DL	11
Trevor Wilson	WR	7
DJ Withers	DL	52
<b>Y</b>		
Craig Young	LB	15



**ALABAMA (4)**

Edwin White-Schultz	Mobile
Cobee Bryant	Evergreen
Tanaka Scott	Mobile
Jereme Robinson	Montgomery

**ARKANSAS (2)**

Hank Kelly	Fayetteville
D.J. Withers	Little Rock

**ARIZONA (1)**

Kwinton Lassiter	Chandler
------------------	----------

**CALIFORNIA (3)**

Jalon Daniels	Lawndale
Dean Miller	Los Angeles
Jalen Dye	San Diego

**CONNECTICUT (1)**

Griffin Koch	New Caanan
--------------	------------

**FLORIDA (7)**

Mello Dotson	Daytona Beach
Douglas Emilien	Fort Lauderdale
Brian Dillworth	Hollywood
Kobe Baynes	Jacksonville
Eriq Gilyard	Jacksonville
Kenny Logan Jr.	St. Augustine
Trevor Wilson	Tallahassee

**GEORGIA (4)**

Shaad Dabney	Atlanta
Davion Westmoreland	Griffin
O.J. Burroughs	Savannah
Jayson Gilliom	Suwanee

**HAWAII (1)**

Landon Nelson	Maui
---------------	------

**ILLINOIS (1)**

Michael Ford Jr.	Homewood
------------------	----------

**INDIANA (3)**

Ben Easters	Brownsburg
Craig Young	Fort Wayne
Grayden Addison	Noblesville

**IOWA (1)**

Hayden Hatcher	Council Bluffs
----------------	----------------

**KANSAS (24)**

Sam Burt	Abilene
Mason Fairchild	Andale
Andon Carpenter	Derby
Dylan Downing	Kansas City
Grant Glasgow	Lawrence
Cole Mondri	Lawrence
Devin Neal	Lawrence

Jordan Preston	Lawrence
Spencer Roe	Lawrence
Kael Farkes	Lenexa
Will Huggins	Lenexa
Mack Moeller	Mission
Mason Ellis	Mulvane
Kenrick Osei-Bonsu	Olathe
Ben Coates	Overland Park
Ty Farrington	Overland Park
Danny Robinson	Overland Park
Jared Casey	Plainville
Joe Krause	Prairie Village
Jake Eisenhauer	Salina
Tylan Alejos	Topeka
Ky Thomas	Topeka
Mac Copeland	Wichita
Kai Kunz	Wichita

**LOUISIANA (4)**

Emory Duggar	Baton Rouge
Taiwan Berryhill Jr.	New Orleans
Kenean Caldwell	Oak Grove
Caleb Sampson	Saint Rose

**MICHIGAN (6)**

Kalon Gervin	Detroit
Marvin Grant	Detroit
Lorenzo McCaskill	Detroit
Rich Miller	Detroit
James Livingston	Dexter
Cornell Wheeler	West Bloomfield

**MISSOURI (11)**

DeAndre Thomas Jr.	Blue Springs
Quinton Conley	Kansas City
Owen Piepergerdes	Kansas City
Parker Williams	Kansas City
Trevor Kardell	Lee's Summit
Cole Rhoden	Platte City
Luke Grimm	Raymore
Dominick Puni	St. Charles
Cole Petrus	St. Louis
Caleb Taylor	St. Louis
Kaleb Purdy	St. Peters

**NEBRASKA (3)**

Nolan Gorczyca	Omaha
Malcolm Lee	Omaha
Monte McGary	Omaha

**NEW JERSEY (1)**

Eddie Wilson	Jersey City
--------------	-------------

**NEW MEXICO (1)**

Bryce Cabeldue	Clovis
----------------	--------

**NEW YORK (3)**

Max Dowling	Buffalo
Mike Novitsky	Victor
Andrew Russell	Victor

**NORTH CAROLINA (1)**

Zion DeBose	Salisbury
-------------	-----------

**OHIO (3)**

Lonnie Phelps	Cincinnati
Luke Hosford	Cuyahoga Falls
Jacob Borcila	Westerville

**OKLAHOMA (7)**

Reis Vernon	Bixby
Quentin Skinner	Claremore
Jackson Satterwhite	Miami
Donovan Gaines	Moore
Daniel Hishaw Jr.	Moore
Krishawn Brown	Tulsa
Sevion Morrison	Tulsa

**SOUTH CAROLINA (2)**

Earl Bostick Jr.	Barnwell
Ronald McGeer	Sumter

**TEXAS (16)**

DeKedrick Sterns	Austin
D'Marion Alexander	China Spring
Tristian Fletcher	Cyprus
Jack Jackson	Dallas
Lawrence Arnold	DeSoto
Ar'maj Reed-Adams	DeSoto
Tommy Dunn Jr.	Garland
Jaden Robinson	Grand Prairie
Kelan Robinson	Grand Prairie
Jelani Arnold	Irving
Kevin Terry	Little Elm
Tabor Allen	Mansfield
Jason Bean	Mansfield
Jack Codwell	Pearland
Torry Locklin	Rockdale
Joey Baker	Southlake

**UTAH (1)**

Tevita Noa	Salt Lake City
------------	----------------

**VIRGINIA (1)**

Ethan Vasco	Chesapeake
-------------	------------

**INTERNATIONAL (2)**

Dre Doiron	Canada (Ontario)
Alex Raich	Switzerland

# GAME 11 DEPTH CHART

Depth chart compiled by the Kansas football athletics communications office.

## OFFENSE

<b>LT</b>	68	Earl Bostick Jr. (6-6, 310, SSr.-3L)
	75	Jackson Satterwhite (6-5, 302, RS-So.-SQ)
<b>LG</b>	67	Dominick Puni (6-5, 315, RS-Sr.-TR)
	55	Ar'maj Reed-Adams (6-5, 310, RS-So.)
<b>C</b>	50	Mike Novitsky (6-5, 296, RS-Jr.-1L)
	73	Dre Doiron (6-4, 295, RS-So.-TR)
<b>RG</b>	54	Michael Ford Jr. (6-3, 300, RS-So.-1L)
	59	Nolan Gorczyca (6-6, 311, RS-Fr.-TR)
<b>RT</b>	77	Bryce Cabeldue (6-6, 305, RS-So.-2L)
	54	Michael Ford Jr. (6-3, 300, RS-So.-1L)
<b>TE</b>	89	Mason Fairchild (6-5, 261, Sr.-3L)
	45	Trevor Kardell (6-3, 252, RS-So.-1L)
<b>OR</b>	47	Jared Casey (6-0, 245, RS-So., 1L)
<b>RB</b>	4	Devin Neal (5-11, 210, So.-1L)
<b>OR</b>	8	Ky Thomas (5-11, 200, RS-So.-TR)
<b>OR</b>	28	Sevion Morrison (6-0, 212, RS-So.-TR)
<b>QB</b>	6	Jalon Daniels (6-0, 215, Jr.-2L)
<b>OR</b>	9	Jason Bean (6-3, 200, RS-Sr.-1L)
<b>SLOT</b>	11	Luke Grimm (6-0, 190, Jr.-2L)
	5	Douglas Emilien (6-1, 190, RS-So.-TR)
<b>X</b>	2	Lawrence Arnold (6-3, 200, RS-So.-1L)
	84	Kevin Terry (6-1, 195, RS-Jr.-TR)
<b>OR</b>	3	Tanaka Scott (6-5, 205, RS-Fr., RS)
<b>Z</b>	83	Quentin Skinner (6-5, 190, RS-So.-1L)
	7	Trevor Wilson (5-11, 195, RS-Jr., 1L)

























## DEFENSE

























<b>DE</b>	47	Lonnie Phelps (6-3, 245, RS-Jr.-TR)
	37	Hayden Hatcher (6-3, 245, RS-Sr.-2L)
<b>DT</b>	93	Sam Burt (6-4, 295, SSr.-3L)
	11	Eddie Wilson (6-4, 315, SSr.-1L)
<b>DT</b>	98	Caleb Sampson (6-3, 292, Sr.-2L)
	53	Caleb Taylor (6-4, 300, RS-So.-1L)
<b>OR</b>	52	D.J. Withers (6-4, 292, RS-Fr.-SQ)
<b>DE</b>	99	Malcolm Lee (6-5, 255, SSr.-3L)
	90	Jereme Robinson (6-3, 255, Jr.-2L)
<b>LB</b>	15	Craig Young (6-3, 225, RS-Jr.-TR)
	30	Rich Miller (6-1, 225, Sr.-1L)
<b>LB</b>	30	Rich Miller (6-1, 225, Sr.-1L)
	13	Eriq Gilyard (5-11, 230, RS-Sr.-TR)
<b>LB</b>	6	Taiwan Berryhill Jr. (6-2, 225, Jr.-2L)
	7	Lorenzo McCaskill (6-0, 220, SSr.-TR)
<b>CB</b>	2	Cobee Bryant (6-0, 170, So.-1L)
	18	Kalon Gervin (5-11, 195, RS-Jr.-TR)
<b>S</b>	5	O.J. Burroughs (5-10, 185, So.-1L)
<b>OR</b>	4	Marvin Grant (6-2, 205, RS-Jr.-TR)
<b>S</b>	1	Kenny Logan Jr. (6-0, 210, Sr.-3L)
	17	Monte' McGary (6-0, 190, SSr.-TR)
<b>OR</b>	0	Edwin White-Schultz (6-0, 204, So.-1L)
<b>CB</b>	3	Mello Dotson (6-1, 186, RS-So.-1L)
	16	Shaad Dabney (5-10, 190, So.-1L)

## SPECIAL TEAMS

<b>KO</b>	40	Tabor Allen (6-1, 195, Jr.-2L)
	83	Jacob Borcila (6-3, 210, RS-Jr.)
<b>PK</b>	83	Jacob Borcila (6-3, 210, RS-Jr.)
	40	Tabor Allen (6-1, 195, Jr.-2L)
<b>P</b>	24	Reis Vernon (6-2, 210, Jr.-2L)
	37	Grayden Addison (5-11, 220, RS-Fr.-SQ)
<b>LS</b>	51	Emory Duggar (6-2, 228, RS-So.-SQ)
	60	Luke Hosford (6-2, 225, RS-Jr.-1L)

<b>PR</b>	5	O.J. Burroughs (5-10, 185, So.-1L)
	4	Devin Neal (5-11, 210, So.-1L)
<b>KR</b>	1	Kenny Logan Jr. (6-0, 205, Sr.-2L)
	11	Luke Grimm (6-0, 190, Jr.-2L)
<b>HOLD</b>	24	Reis Vernon (6-2, 210, Jr.-1L)

LT	 <b>68   EARL BOSTICK JR.</b> 6-6, 310, S-Sr., 3L	<ul style="list-style-type: none"> <li>Enters the 2022 season as a Phil Steele Preseason All-Big 12 Second Team member and Athlon Sports Fourth Team Preseason All-Big 12. Has been a mainstay on the KU offensive line, starting all 12 games at left tackle in 2021, helping a unit that surrendered just 16 sacks in 12 games, compared to 43 sacks in nine games a year prior.</li> </ul>	<table border="1"> <thead> <tr> <th>Year</th> <th>GP/GS</th> </tr> </thead> <tbody> <tr> <td>2022</td> <td>10/10</td> </tr> <tr> <td>Career</td> <td>56/32</td> </tr> </tbody> </table>	Year	GP/GS	2022	10/10	Career	56/32																	
	Year	GP/GS																								
2022	10/10																									
Career	56/32																									
 <b>75   JACKSON SATTERWHITE</b> 6-5, 302, RS-So., SQ	<ul style="list-style-type: none"> <li>Appeared in one game in 2021, playing on the offensive line against Texas Tech. Was rated a three-star prospect by Rivals and 247Sports and the 18th-best player in Oklahoma by Rivals.</li> </ul>	<table border="1"> <thead> <tr> <th>Year</th> <th>GP/GS</th> </tr> </thead> <tbody> <tr> <td>2022</td> <td>5/0</td> </tr> <tr> <td>Career</td> <td>6/0</td> </tr> </tbody> </table>	Year	GP/GS	2022	5/0	Career	6/0																		
Year	GP/GS																									
2022	5/0																									
Career	6/0																									
LG	 <b>67   DOMINICK PUNI</b> 6-5, 315, RS-Sr., TR	<ul style="list-style-type: none"> <li>Transferred to Kansas from Central Missouri, where he started all 13 games at left tackle in 2019. Earned honorable mention all-conference honors in 2019.</li> </ul>	<table border="1"> <thead> <tr> <th>Year</th> <th>GP/GS</th> </tr> </thead> <tbody> <tr> <td>2022</td> <td>10/10</td> </tr> <tr> <td>Career</td> <td>10/10</td> </tr> </tbody> </table>	Year	GP/GS	2022	10/10	Career	10/10																	
	Year	GP/GS																								
2022	10/10																									
Career	10/10																									
 <b>55   ARMAJ REED-ADAMS</b> 6-5, 310, RS-So.	<ul style="list-style-type: none"> <li>Played in three games on the offensive line in 2021. Appeared in the final five games of the 2020 season, starting in three games. Made his first-career start against Iowa State in 2020.</li> </ul>	<table border="1"> <thead> <tr> <th>Year</th> <th>GP/GS</th> </tr> </thead> <tbody> <tr> <td>2022</td> <td>10/0</td> </tr> <tr> <td>Career</td> <td>17/3</td> </tr> </tbody> </table>	Year	GP/GS	2022	10/0	Career	17/3																		
Year	GP/GS																									
2022	10/0																									
Career	17/3																									
C	 <b>50   MIKE NOVITSKY</b> 6-5, 296, RS-Jr., 1L	<ul style="list-style-type: none"> <li>Enters the season on the Rimington Trophy Preseason Watch List. Started all 12 games at center for the Jayhawks in 2021, and did not commit a penalty or allow a sack in 799 snaps. Transferred to Kansas from Buffalo, where he started 20 games for the Bulls.</li> </ul>	<table border="1"> <thead> <tr> <th>Year</th> <th>GP/GS</th> </tr> </thead> <tbody> <tr> <td>2022</td> <td>10/10</td> </tr> <tr> <td>Career</td> <td>22/22</td> </tr> </tbody> </table>	Year	GP/GS	2022	10/10	Career	22/22																	
	Year	GP/GS																								
2022	10/10																									
Career	22/22																									
 <b>73   DEONDRE DOIRON</b> 6-4, 295, RS-So., TR	<ul style="list-style-type: none"> <li>Transferred to Kansas from Buffalo, where he started at right tackle in 10 games for the Bulls in 2021, appearing in all 12. Helped pave the way for a unit that averaged 195 rushing yards per game.</li> </ul>	<table border="1"> <thead> <tr> <th>Year</th> <th>GP/GS</th> </tr> </thead> <tbody> <tr> <td>2022</td> <td>3/0</td> </tr> <tr> <td>Career</td> <td>3/0</td> </tr> </tbody> </table>	Year	GP/GS	2022	3/0	Career	3/0																		
Year	GP/GS																									
2022	3/0																									
Career	3/0																									
RG	 <b>54   MICHAEL FORD JR.</b> 6-3, 300, RS-So., 1L	<ul style="list-style-type: none"> <li>Started at right guard in 11 of 12 games for the Jayhawks in 2021. Made his first-career start at Coastal Carolina and started the last 10 games of the 2021 season. Transferred to Kansas from Buffalo, where he redshirted as a freshman.</li> </ul>	<table border="1"> <thead> <tr> <th>Year</th> <th>GP/GS</th> </tr> </thead> <tbody> <tr> <td>2022</td> <td>10/10</td> </tr> <tr> <td>Career</td> <td>22/21</td> </tr> </tbody> </table>	Year	GP/GS	2022	10/10	Career	22/21																	
	Year	GP/GS																								
2022	10/10																									
Career	22/21																									
 <b>59   NOLAN GORCZYCA</b> 6-6, 311, RS-Fr., TR	<ul style="list-style-type: none"> <li>Transferred to Kansas from Buffalo, where he redshirted as a freshman. Saw action in four games in his first year at Buffalo, preserving the redshirt status. Was a three-year starter and team captain in high school at Roncalli Catholic.</li> </ul>	<table border="1"> <thead> <tr> <th>Year</th> <th>GP/GS</th> </tr> </thead> <tbody> <tr> <td>2022</td> <td>1/0</td> </tr> <tr> <td>Career</td> <td>1/0</td> </tr> </tbody> </table>	Year	GP/GS	2022	1/0	Career	1/0																		
Year	GP/GS																									
2022	1/0																									
Career	1/0																									
RT	 <b>77   BRYCE CABELDUE</b> 6-6, 305, RS-So., 2L	<ul style="list-style-type: none"> <li>Started at right tackle in all 12 games in 2021. Was part of an offensive line that allowed just 16 sacks in 12 games, after allowing 43 sacks in nine games in 2020. As a true freshman, played in four of the last five games of the season, earning starts against TCU and Texas Tech.</li> </ul>	<table border="1"> <thead> <tr> <th>Year</th> <th>GP/GS</th> </tr> </thead> <tbody> <tr> <td>2022</td> <td>10/10</td> </tr> <tr> <td>Career</td> <td>26/24</td> </tr> </tbody> </table>	Year	GP/GS	2022	10/10	Career	26/24																	
	Year	GP/GS																								
2022	10/10																									
Career	26/24																									
 <b>54   MICHAEL FORD JR.</b> 6-3, 300, RS-So., 1L	<ul style="list-style-type: none"> <li>Started at right guard in 11 of 12 games for the Jayhawks in 2021. Made his first-career start at Coastal Carolina and started the last 10 games of the 2021 season. Transferred to Kansas from Buffalo, where he redshirted as a freshman.</li> </ul>	<table border="1"> <thead> <tr> <th>Year</th> <th>GP/GS</th> </tr> </thead> <tbody> <tr> <td>2022</td> <td>10/10</td> </tr> <tr> <td>Career</td> <td>22/21</td> </tr> </tbody> </table>	Year	GP/GS	2022	10/10	Career	22/21																		
Year	GP/GS																									
2022	10/10																									
Career	22/21																									
TE	 <b>89   MASON FAIRCHILD</b> 6-5, 261, Sr., 3L	<ul style="list-style-type: none"> <li>Set a career-high in passing yards for the second-straight week, finishing with 6 catches for 106 yards and two touchdowns at Oklahoma. Has hauled in a touchdown reception in four games during the 2022 season.</li> <li>Played in 11 games in 2021, starting nine games at tight end. Caught 13 passes for 128 yards and a touchdown. Career high of four catches for 58 yards came against South Dakota in 2021. Started six games in 2020, while playing in nine.</li> </ul>	<table border="1"> <thead> <tr> <th>Year</th> <th>Rec.</th> <th>Yds.</th> <th>Avg.</th> <th>TD</th> <th>Long</th> </tr> </thead> <tbody> <tr> <td>2022</td> <td>20</td> <td>274</td> <td>13.7</td> <td>5</td> <td>48</td> </tr> <tr> <td>Career</td> <td>40</td> <td>491</td> <td>12.3</td> <td>6</td> <td>48</td> </tr> </tbody> </table>	Year	Rec.	Yds.	Avg.	TD	Long	2022	20	274	13.7	5	48	Career	40	491	12.3	6	48					
	Year	Rec.	Yds.	Avg.	TD	Long																				
2022	20	274	13.7	5	48																					
Career	40	491	12.3	6	48																					
 <b>45   TREVOR KARDELL</b> 6-3, 252, RS-So., 1L	<ul style="list-style-type: none"> <li>Saw action in 11 games at tight end for the Jayhawks in 2021, where he had five catches for 86 yards, including a long reception of 44 yards. Made his first-career start at Baylor on September 16, 2021. Saw playing time as a true-freshman, playing at Texas Tech. Redshirted his freshman season.</li> </ul>	<table border="1"> <thead> <tr> <th>Year</th> <th>Rec.</th> <th>Yds.</th> <th>Avg.</th> <th>TD</th> <th>Long</th> </tr> </thead> <tbody> <tr> <td>2022</td> <td>5</td> <td>65</td> <td>13.0</td> <td>1</td> <td>22</td> </tr> <tr> <td>Career</td> <td>10</td> <td>151</td> <td>15.1</td> <td>1</td> <td>44</td> </tr> </tbody> </table>	Year	Rec.	Yds.	Avg.	TD	Long	2022	5	65	13.0	1	22	Career	10	151	15.1	1	44						
Year	Rec.	Yds.	Avg.	TD	Long																					
2022	5	65	13.0	1	22																					
Career	10	151	15.1	1	44																					
OR	 <b>47   JARED CASEY</b> 6-0, 245, Fr., SQ	<ul style="list-style-type: none"> <li>Made the game winning two-point conversion reception to defeat Texas, 57-56, in overtime. Caught his first-career touchdown at TCU and would score another in the season finale against West Virginia. Finished the 2021 season with eight catches, 101 yards and two touchdowns, which all came in the final two games of the season.</li> </ul>	<table border="1"> <thead> <tr> <th>Year</th> <th>Rec.</th> <th>Yds.</th> <th>Avg.</th> <th>TD</th> <th>Long</th> </tr> </thead> <tbody> <tr> <td>2022</td> <td>11</td> <td>172</td> <td>15.6</td> <td>3</td> <td>66</td> </tr> <tr> <td>Career</td> <td>19</td> <td>287</td> <td>15.1</td> <td>5</td> <td>66</td> </tr> </tbody> </table>	Year	Rec.	Yds.	Avg.	TD	Long	2022	11	172	15.6	3	66	Career	19	287	15.1	5	66					
	Year	Rec.	Yds.	Avg.	TD	Long																				
2022	11	172	15.6	3	66																					
Career	19	287	15.1	5	66																					
 <b>4   DEVIN NEAL</b> 5-11, 210, So., 1L	<ul style="list-style-type: none"> <li>Has rushed for two touchdowns in each of KU's first two games in 2022. Entered the 2022 season on the Doak Walker Preseason Candidate list, Phil Steele Preseason All-Big 12 Third Team and Athlon Sports Preseason All-Big 12 Second Team. Led KU in rushing as a true freshman, carrying 158 times for 707 yards and eight touchdowns.</li> </ul>	<table border="1"> <thead> <tr> <th>Year</th> <th>Att.</th> <th>Yds.</th> <th>Avg.</th> <th>TD</th> <th>Long</th> </tr> </thead> <tbody> <tr> <td>2022</td> <td>142</td> <td>951</td> <td>6.7</td> <td>7</td> <td>80</td> </tr> <tr> <td>Career</td> <td>300</td> <td>1,658</td> <td>5.5</td> <td>15</td> <td>80</td> </tr> </tbody> </table>	Year	Att.	Yds.	Avg.	TD	Long	2022	142	951	6.7	7	80	Career	300	1,658	5.5	15	80						
Year	Att.	Yds.	Avg.	TD	Long																					
2022	142	951	6.7	7	80																					
Career	300	1,658	5.5	15	80																					
RB	 <b>8   KY THOMAS</b> 5-11, 200, RS-So., TR	<ul style="list-style-type: none"> <li>Transferred to Kansas following his freshman campaign at Minnesota, where he led the Gophers in rushing attempts (166), rushing yards (826) and tied for the team lead in rushing touchdowns (6). In the Guaranteed Rate Bowl against West Virginia, he carried 21 times for 144 yards and a touchdown, earning Offensive MVP honors.</li> </ul>	<table border="1"> <thead> <tr> <th>Year</th> <th>Att.</th> <th>Yds.</th> <th>Avg.</th> <th>TD</th> <th>Long</th> </tr> </thead> <tbody> <tr> <td>2022</td> <td>37</td> <td>140</td> <td>3.8</td> <td>1</td> <td>40</td> </tr> <tr> <td>Career</td> <td>37</td> <td>140</td> <td>3.8</td> <td>1</td> <td>40</td> </tr> </tbody> </table>	Year	Att.	Yds.	Avg.	TD	Long	2022	37	140	3.8	1	40	Career	37	140	3.8	1	40					
	Year	Att.	Yds.	Avg.	TD	Long																				
2022	37	140	3.8	1	40																					
Career	37	140	3.8	1	40																					
 <b>28   SEVION MORRISON</b> 6-0, 212, RS-So., TR	<ul style="list-style-type: none"> <li>Transferred to Kansas from Nebraska, where he appeared in seven games, rushing 30 times for 116 yards and a touchdown. His Cornhusker debut came against Fordham, rushing nine times for 31 yards and two touchdowns.</li> </ul>	<table border="1"> <thead> <tr> <th>Year</th> <th>Att.</th> <th>Yds.</th> <th>Avg.</th> <th>TD</th> <th>Long</th> </tr> </thead> <tbody> <tr> <td>2022</td> <td>18</td> <td>154</td> <td>8.6</td> <td>1</td> <td>40</td> </tr> <tr> <td>Career</td> <td>18</td> <td>154</td> <td>8.6</td> <td>1</td> <td>40</td> </tr> </tbody> </table>	Year	Att.	Yds.	Avg.	TD	Long	2022	18	154	8.6	1	40	Career	18	154	8.6	1	40						
Year	Att.	Yds.	Avg.	TD	Long																					
2022	18	154	8.6	1	40																					
Career	18	154	8.6	1	40																					
QB	 <b>6   JALON DANIELS</b> 6-0, 215, Jr., 2L	<ul style="list-style-type: none"> <li>Was named to the Davey O'Brien Great 8 list and the Allstate Sugar Bowl Manning Stars of the Week following Week 2. Also added to the midseason watch list, making him now eligible for the Davey O'Brien National Quarterback Award, which is presented to the nation's best college quarterback.</li> <li>Has rushed for a career-high in each of the past two games, first with 85 yards at West Virginia (9/10/22), followed by 123 yards at Houston (9/17/22). Has thrown for 200+ yards in four of his last six games and three TDs in back-to-back games.</li> </ul>	<table border="1"> <thead> <tr> <th>Year</th> <th>Cmp./Att.</th> <th>Pct.</th> <th>Yds.</th> <th>TD/Int.</th> </tr> </thead> <tbody> <tr> <td>2022</td> <td>78/117</td> <td>66.7</td> <td>1,072</td> <td>11/1</td> </tr> <tr> <td>Career</td> <td>238/386</td> <td>61.7</td> <td>2,647</td> <td>19/8</td> </tr> </tbody> </table>	Year	Cmp./Att.	Pct.	Yds.	TD/Int.	2022	78/117	66.7	1,072	11/1	Career	238/386	61.7	2,647	19/8								
	Year	Cmp./Att.	Pct.	Yds.	TD/Int.																					
2022	78/117	66.7	1,072	11/1																						
Career	238/386	61.7	2,647	19/8																						
 <b>9   JASON BEAN</b> 6-3, 200, RS-Sr., 1L	<ul style="list-style-type: none"> <li>Threw for 262 yards and a career-high 4 touchdowns against TCU in relief of starting QB Jalon Daniels.</li> <li>Started the first nine games of the 2021 season, completing 102-of-182 passes for 1,252 yards, six touchdowns, while rushing 92 times for 400 yards and two touchdowns. Set a career-high 323 passing yards at Duke, completing 19-of-32 for two touchdowns. Ran for a career-high 102 yards and two touchdowns at Coastal Carolina.</li> </ul>	<table border="1"> <thead> <tr> <th>Year</th> <th>Cmp./Att.</th> <th>Pct.</th> <th>Yds.</th> <th>TD/Int.</th> </tr> </thead> <tbody> <tr> <td>2022</td> <td>85/131</td> <td>64.8</td> <td>1,256</td> <td>14/4</td> </tr> <tr> <td>Career</td> <td>187/313</td> <td>59.7</td> <td>2,508</td> <td>20/10</td> </tr> </tbody> </table>	Year	Cmp./Att.	Pct.	Yds.	TD/Int.	2022	85/131	64.8	1,256	14/4	Career	187/313	59.7	2,508	20/10									
Year	Cmp./Att.	Pct.	Yds.	TD/Int.																						
2022	85/131	64.8	1,256	14/4																						
Career	187/313	59.7	2,508	20/10																						
SL	 <b>11   LUKE GRIMM</b> 6-0, 190, Jr., 2L	<ul style="list-style-type: none"> <li>Played in 10 games during his sophomore season in 2021, starting six games. Caught 22 passes for 349 yards and three touchdowns in 2021. Had a career day against West Virginia, catching four passes for 105 yards. As a true freshman, he played in six games, recording 19 receptions for 255 yards and two touchdowns.</li> </ul>	<table border="1"> <thead> <tr> <th>Year</th> <th>Rec.</th> <th>Yds.</th> <th>Avg.</th> <th>TD</th> <th>Long</th> </tr> </thead> <tbody> <tr> <td>2022</td> <td>36</td> <td>386</td> <td>10.7</td> <td>4</td> <td>31</td> </tr> <tr> <td>Career</td> <td>77</td> <td>992</td> <td>11.9</td> <td>9</td> <td>48</td> </tr> </tbody> </table>	Year	Rec.	Yds.	Avg.	TD	Long	2022	36	386	10.7	4	31	Career	77	992	11.9	9	48					
	Year	Rec.	Yds.	Avg.	TD	Long																				
2022	36	386	10.7	4	31																					
Career	77	992	11.9	9	48																					
 <b>5   DOUGLAS EMILIEN</b> 6-1, 190, RS-So., TR	<ul style="list-style-type: none"> <li>Transferred to Kansas from Minnesota, following his redshirt freshman campaign. Appeared in two games in 2021 for the Golden Gophers, playing against Colorado and Northwestern. Earned Academic All-Big-Ten honors in 2021.</li> </ul>	<table border="1"> <thead> <tr> <th>Year</th> <th>Rec.</th> <th>Yds.</th> <th>Avg.</th> <th>TD</th> <th>Long</th> </tr> </thead> <tbody> <tr> <td>2022</td> <td>1</td> <td>11</td> <td>11.0</td> <td>0</td> <td>11</td> </tr> <tr> <td>Career</td> <td>1</td> <td>11</td> <td>11.0</td> <td>0</td> <td>11</td> </tr> </tbody> </table>	Year	Rec.	Yds.	Avg.	TD	Long	2022	1	11	11.0	0	11	Career	1	11	11.0	0	11						
Year	Rec.	Yds.	Avg.	TD	Long																					
2022	1	11	11.0	0	11																					
Career	1	11	11.0	0	11																					
X	 <b>2   LAWRENCE ARNOLD</b> 6-3, 200, RS-So., 1L	<ul style="list-style-type: none"> <li>Started nine games as a redshirt freshman in 2021, recording 27 receptions for 316 yards and three touchdowns.</li> <li>Had his first-career touchdown against South Dakota in the 2021 season-opener, including the game-winning TD reception. Career high of 73 receiving yards came on four receptions against Oklahoma in 2021.</li> </ul>	<table border="1"> <thead> <tr> <th>Year</th> <th>Rec.</th> <th>Yds.</th> <th>Avg.</th> <th>TD</th> <th>Long</th> </tr> </thead> <tbody> <tr> <td>2022</td> <td>31</td> <td>529</td> <td>17.1</td> <td>4</td> <td>60</td> </tr> <tr> <td>Career</td> <td>64</td> <td>890</td> <td>13.9</td> <td>7</td> <td>60</td> </tr> </tbody> </table>	Year	Rec.	Yds.	Avg.	TD	Long	2022	31	529	17.1	4	60	Career	64	890	13.9	7	60					
	Year	Rec.	Yds.	Avg.	TD	Long																				
2022	31	529	17.1	4	60																					
Career	64	890	13.9	7	60																					
 <b>84   KEVIN TERRY</b> 6-1, 195, RS-Jr., TR	<ul style="list-style-type: none"> <li>Missed the 2021 season due to injury. Transferred to Kansas from Texas Tech, where he played in three games for the Red Raiders at wide receiver and special teams. As a redshirt freshman at Texas Tech, he appeared in four games.</li> </ul>	<table border="1"> <thead> <tr> <th>Year</th> <th>Rec.</th> <th>Yds.</th> <th>Avg.</th> <th>TD</th> <th>Long</th> </tr> </thead> <tbody> <tr> <td>2022</td> <td>4</td> <td>42</td> <td>10.5</td> <td>0</td> <td>14</td> </tr> <tr> <td>Career</td> <td>4</td> <td>42</td> <td>10.5</td> <td>0</td> <td>14</td> </tr> </tbody> </table>	Year	Rec.	Yds.	Avg.	TD	Long	2022	4	42	10.5	0	14	Career	4	42	10.5	0	14						
Year	Rec.	Yds.	Avg.	TD	Long																					
2022	4	42	10.5	0	14																					
Career	4	42	10.5	0	14																					
Z	 <b>83   QUENTIN SKINNER</b> 6-5, 190, RS-So., 1L	<ul style="list-style-type: none"> <li>Played in 11 games as a redshirt freshman, seeing time at wide receiver and extensive time on special teams.</li> <li>Recorded two solo tackles on the year, including one at Oklahoma State and one against in-state foe Kansas State.</li> </ul>	<table border="1"> <thead> <tr> <th>Year</th> <th>Rec.</th> <th>Yds.</th> <th>Avg.</th> <th>TD</th> <th>Long</th> </tr> </thead> <tbody> <tr> <td>2022</td> <td>21</td> <td>338</td> <td>16.1</td> <td>5</td> <td>56</td> </tr> <tr> <td>Career</td> <td>21</td> <td>328</td> <td>16.1</td> <td>5</td> <td>56</td> </tr> </tbody> </table>	Year	Rec.	Yds.	Avg.	TD	Long	2022	21	338	16.1	5	56	Career	21	328	16.1	5	56					
	Year	Rec.	Yds.	Avg.	TD	Long																				
2022	21	338	16.1	5	56																					
Career	21	328	16.1	5	56																					
 <b>7   TREVOR WILSON</b> 5-11, 195, RS-Jr., 1L	<ul style="list-style-type: none"> <li>Played in all 12 games in 2021, starting in seven games. Caught 27 passes for 364 yards and a touchdown, including a career-long of 45 yards.</li> <li>Had a career day at Duke in 2021, catching five passes for 122 yards.</li> </ul>	<table border="1"> <thead> <tr> <th>Year</th> <th>Rec.</th> <th>Yds.</th> <th>Avg.</th> <th>TD</th> <th>Long</th> </tr> </thead> <tbody> <tr> <td>2022</td> <td>2</td> <td>52</td> <td>26.0</td> <td>0</td> <td>47</td> </tr> <tr> <td>2021</td> <td>27</td> <td>364</td> <td>13.5</td> <td>1</td> <td>45</td> </tr> <tr> <td>Career</td> <td>29</td> <td>416</td> <td>14.3</td> <td>1</td> <td>47</td> </tr> </tbody> </table>	Year	Rec.	Yds.	Avg.	TD	Long	2022	2	52	26.0	0	47	2021	27	364	13.5	1	45	Career	29	416	14.3	1	47
Year	Rec.	Yds.	Avg.	TD	Long																					
2022	2	52	26.0	0	47																					
2021	27	364	13.5	1	45																					
Career	29	416	14.3	1	47																					

DE		<b>47   LONNIE PHELPS</b> 6-3, 245, RS-Jr., TR	<ul style="list-style-type: none"> <li>Named the Big 12 Defensive Player of the Week on Sept. 5, 2022 following season-opener against Tennessee Tech.</li> <li>Transferred to Kansas from Miami (OH) where he was a Second Team All-MAC in 2021 and Third Team All-Mac selection in 2020. Played in 13 games as a true freshman at Miami (OH).</li> </ul>	<table border="1"> <thead> <tr> <th>Year</th> <th>U-A-T</th> <th>TFL-Yds.</th> <th>Sk-Yds.</th> <th>INT</th> <th>PD</th> <th>FF/R</th> </tr> </thead> <tbody> <tr> <td>2022</td> <td>36-10-46</td> <td>9.5-45</td> <td>6-37</td> <td>0</td> <td>1</td> <td>1/0</td> </tr> <tr> <td>Career</td> <td>36-10-46</td> <td>9.5-45</td> <td>6-37</td> <td>0</td> <td>1</td> <td>1/0</td> </tr> </tbody> </table>	Year	U-A-T	TFL-Yds.	Sk-Yds.	INT	PD	FF/R	2022	36-10-46	9.5-45	6-37	0	1	1/0	Career	36-10-46	9.5-45	6-37	0	1	1/0
	Year	U-A-T	TFL-Yds.	Sk-Yds.	INT	PD	FF/R																		
2022	36-10-46	9.5-45	6-37	0	1	1/0																			
Career	36-10-46	9.5-45	6-37	0	1	1/0																			
DT		<b>37   HAYDEN HATCHER</b> 6-3, 245, RS-Sr., 2L	<ul style="list-style-type: none"> <li>Played in four games in 2021, recording six tackles (four solo, two assisted). Recorded his first-career fumble recovery at Duke in 2021. As a redshirt sophomore, he posted seven tackles and one tackle-for-loss in 2020.</li> </ul>	<table border="1"> <thead> <tr> <th>Year</th> <th>U-A-T</th> <th>TFL-Yds.</th> <th>Sk-Yds.</th> <th>INT</th> <th>PD</th> <th>FF/R</th> </tr> </thead> <tbody> <tr> <td>2022</td> <td>7-9-16</td> <td>2.0-5</td> <td>0.5-2</td> <td>0</td> <td>0</td> <td>0/2</td> </tr> <tr> <td>Career</td> <td>16-13-29</td> <td>2.0-5</td> <td>0.5-2</td> <td>0</td> <td>0</td> <td>0/3</td> </tr> </tbody> </table>	Year	U-A-T	TFL-Yds.	Sk-Yds.	INT	PD	FF/R	2022	7-9-16	2.0-5	0.5-2	0	0	0/2	Career	16-13-29	2.0-5	0.5-2	0	0	0/3
	Year	U-A-T	TFL-Yds.	Sk-Yds.	INT	PD	FF/R																		
2022	7-9-16	2.0-5	0.5-2	0	0	0/2																			
Career	16-13-29	2.0-5	0.5-2	0	0	0/3																			
DT		<b>93   SAM BURT</b> 6-4, 295, S-Sr., 3L	<ul style="list-style-type: none"> <li>Kansas' nominee for the prestigious Wuerrffel Trophy and William V. Campbell Trophy in 2022. Appeared in four games in a limited redshirt senior season, recording two tackles against Kansas State. Started seven games as a senior in 2020, totaling 15 tackles and 0.5 tackles-for-loss.</li> </ul>	<table border="1"> <thead> <tr> <th>Year</th> <th>U-A-T</th> <th>TFL-Yds.</th> <th>Sk-Yds.</th> <th>INT</th> <th>PD</th> <th>FF/R</th> </tr> </thead> <tbody> <tr> <td>2022</td> <td>9-7-16</td> <td>2.0-15</td> <td>1.5-12</td> <td>0</td> <td>0</td> <td>0/0</td> </tr> <tr> <td>Career</td> <td>34-14-48</td> <td>3.5-18</td> <td>1.5-12</td> <td>0</td> <td>0</td> <td>0/0</td> </tr> </tbody> </table>	Year	U-A-T	TFL-Yds.	Sk-Yds.	INT	PD	FF/R	2022	9-7-16	2.0-15	1.5-12	0	0	0/0	Career	34-14-48	3.5-18	1.5-12	0	0	0/0
	Year	U-A-T	TFL-Yds.	Sk-Yds.	INT	PD	FF/R																		
2022	9-7-16	2.0-15	1.5-12	0	0	0/0																			
Career	34-14-48	3.5-18	1.5-12	0	0	0/0																			
DT		<b>11   EDDIE WILSON</b> 6-4, 315, S-Sr., 1L	<ul style="list-style-type: none"> <li>Saw game action in 11 out of 12 games in 2021, starting the first two of the season. Recorded 12 tackles (six solo, six assisted) during his first season in Lawrence. Transferred to Kansas from Buffalo after his junior season, where he started 23 career games, totaling 63 tackles as a Bull.</li> </ul>	<table border="1"> <thead> <tr> <th>Year</th> <th>U-A-T</th> <th>TFL-Yds.</th> <th>Sk-Yds.</th> <th>INT</th> <th>PD</th> <th>FF/R</th> </tr> </thead> <tbody> <tr> <td>2022</td> <td>7-8-15</td> <td>1.5-2</td> <td>0-0</td> <td>0</td> <td>0</td> <td>0/0</td> </tr> <tr> <td>Career</td> <td>13-14-27</td> <td>1.5-2</td> <td>0-0</td> <td>0</td> <td>0</td> <td>0/0</td> </tr> </tbody> </table>	Year	U-A-T	TFL-Yds.	Sk-Yds.	INT	PD	FF/R	2022	7-8-15	1.5-2	0-0	0	0	0/0	Career	13-14-27	1.5-2	0-0	0	0	0/0
	Year	U-A-T	TFL-Yds.	Sk-Yds.	INT	PD	FF/R																		
2022	7-8-15	1.5-2	0-0	0	0	0/0																			
Career	13-14-27	1.5-2	0-0	0	0	0/0																			
DT		<b>98   CALEB SAMPSON</b> 6-3, 292, S-Sr., 2L	<ul style="list-style-type: none"> <li>Was a starter for KU in each of the Jayhawks' nine games this season and registered 15 tackles (12 solo, three assisted). Also had 2.0 TFL of five yards. Recorded a career-high two tackles-for-loss against Baylor. Had two sacks in 2019, against West Virginia and TCU.</li> </ul>	<table border="1"> <thead> <tr> <th>Year</th> <th>U-A-T</th> <th>TFL-Yds.</th> <th>Sk-Yds.</th> <th>INT</th> <th>PD</th> <th>FF/R</th> </tr> </thead> <tbody> <tr> <td>2022</td> <td>9-6-15</td> <td>3.5-18</td> <td>2.5-17</td> <td>0</td> <td>1</td> <td>0/0</td> </tr> <tr> <td>Career</td> <td>44-21-65</td> <td>11.0-66</td> <td>5.5-45</td> <td>0</td> <td>5</td> <td>1/0</td> </tr> </tbody> </table>	Year	U-A-T	TFL-Yds.	Sk-Yds.	INT	PD	FF/R	2022	9-6-15	3.5-18	2.5-17	0	1	0/0	Career	44-21-65	11.0-66	5.5-45	0	5	1/0
	Year	U-A-T	TFL-Yds.	Sk-Yds.	INT	PD	FF/R																		
2022	9-6-15	3.5-18	2.5-17	0	1	0/0																			
Career	44-21-65	11.0-66	5.5-45	0	5	1/0																			
DT		<b>53   CALEB TAYLOR</b> 6-4, 300, RS-So., 1L	<ul style="list-style-type: none"> <li>Saw action in all 12 games for KU in 2021, starting four games. Registered 14 tackles (eight solo, six assisted), including a career-high two tackles-for-loss against South Dakota. Career-high of four tackles came at Duke in 2021. Played in three games as a true freshman, recording three tackles and a forced fumble.</li> </ul>	<table border="1"> <thead> <tr> <th>Year</th> <th>U-A-T</th> <th>TFL-Yds.</th> <th>Sk-Yds.</th> <th>INT</th> <th>PD</th> <th>FF/R</th> </tr> </thead> <tbody> <tr> <td>2022</td> <td>2-7-9</td> <td>1.0-1</td> <td>0.5-1</td> <td>0</td> <td>0</td> <td>0/0</td> </tr> <tr> <td>Career</td> <td>11-15-26</td> <td>3.0-6</td> <td>0.5-1</td> <td>0</td> <td>0</td> <td>1/0</td> </tr> </tbody> </table>	Year	U-A-T	TFL-Yds.	Sk-Yds.	INT	PD	FF/R	2022	2-7-9	1.0-1	0.5-1	0	0	0/0	Career	11-15-26	3.0-6	0.5-1	0	0	1/0
	Year	U-A-T	TFL-Yds.	Sk-Yds.	INT	PD	FF/R																		
2022	2-7-9	1.0-1	0.5-1	0	0	0/0																			
Career	11-15-26	3.0-6	0.5-1	0	0	1/0																			
DE		<b>52   DJ WITHERS</b> 6-4, 292, RS-Fr., SQ	<ul style="list-style-type: none"> <li>Made his KU debut at Oklahoma State in 2021. Came to KU as a 247 sports three-star recruit, posting 69 tackles and 13 sacks as a senior. Was a Sports Illustrated All-American candidate and helped the team to a 9-4 record and top-25 state ranking during his senior season.</li> </ul>	<table border="1"> <thead> <tr> <th>Year</th> <th>U-A-T</th> <th>TFL-Yds.</th> <th>Sk-Yds.</th> <th>INT</th> <th>PD</th> <th>FF/R</th> </tr> </thead> <tbody> <tr> <td>2022</td> <td>1-2-3</td> <td>0-0</td> <td>0-0</td> <td>0</td> <td>0</td> <td>0/0</td> </tr> <tr> <td>Career</td> <td>1-2-3</td> <td>0-0</td> <td>0-0</td> <td>0</td> <td>0</td> <td>0/0</td> </tr> </tbody> </table>	Year	U-A-T	TFL-Yds.	Sk-Yds.	INT	PD	FF/R	2022	1-2-3	0-0	0-0	0	0	0/0	Career	1-2-3	0-0	0-0	0	0	0/0
	Year	U-A-T	TFL-Yds.	Sk-Yds.	INT	PD	FF/R																		
2022	1-2-3	0-0	0-0	0	0	0/0																			
Career	1-2-3	0-0	0-0	0	0	0/0																			
DE		<b>99   MALCOLM LEE</b> 6-5, 255, S-Sr., 3L	<ul style="list-style-type: none"> <li>Started in 11 games at defensive end in 2021, while playing in all 12. Recorded 23 tackles, 1.5 sacks and 2.5 tackles-for-loss. Had a career-high five tackles against Coastal Carolina in 2019, which included a half sack. Recorded a sack of 20 yards against Kansas State in 2021.</li> </ul>	<table border="1"> <thead> <tr> <th>Year</th> <th>U-A-T</th> <th>TFL-Yds.</th> <th>Sk-Yds.</th> <th>INT</th> <th>PD</th> <th>FF/R</th> </tr> </thead> <tbody> <tr> <td>2022</td> <td>15-9-23</td> <td>2.5-13</td> <td>1.0-5</td> <td>0</td> <td>1</td> <td>0/0</td> </tr> <tr> <td>Career</td> <td>44-27-71</td> <td>7.0-35</td> <td>3.0-27</td> <td>1</td> <td>1</td> <td>1/0</td> </tr> </tbody> </table>	Year	U-A-T	TFL-Yds.	Sk-Yds.	INT	PD	FF/R	2022	15-9-23	2.5-13	1.0-5	0	1	0/0	Career	44-27-71	7.0-35	3.0-27	1	1	1/0
	Year	U-A-T	TFL-Yds.	Sk-Yds.	INT	PD	FF/R																		
2022	15-9-23	2.5-13	1.0-5	0	1	0/0																			
Career	44-27-71	7.0-35	3.0-27	1	1	1/0																			
DE		<b>90   JEREME ROBINSON</b> 6-3, 255, Jr., 2L	<ul style="list-style-type: none"> <li>Played in all 12 games as a sophomore in 2021, making 15 tackles and 3.5 tackles for loss. Had three tackles including a tackle-for-loss in each of the final two games of the season against TCU and West Virginia. As a freshman, played in six games, totaling two tackles against Oklahoma State and TCU.</li> </ul>	<table border="1"> <thead> <tr> <th>Year</th> <th>U-A-T</th> <th>TFL-Yds.</th> <th>Sk-Yds.</th> <th>INT</th> <th>PD</th> <th>FF/R</th> </tr> </thead> <tbody> <tr> <td>2022</td> <td>15-7-22</td> <td>5.5-24</td> <td>2.5-18</td> <td>0</td> <td>0</td> <td>2/2</td> </tr> <tr> <td>Career</td> <td>26-15-41</td> <td>10.0-32</td> <td>2.5-18</td> <td>0</td> <td>0</td> <td>2/2</td> </tr> </tbody> </table>	Year	U-A-T	TFL-Yds.	Sk-Yds.	INT	PD	FF/R	2022	15-7-22	5.5-24	2.5-18	0	0	2/2	Career	26-15-41	10.0-32	2.5-18	0	0	2/2
	Year	U-A-T	TFL-Yds.	Sk-Yds.	INT	PD	FF/R																		
2022	15-7-22	5.5-24	2.5-18	0	0	2/2																			
Career	26-15-41	10.0-32	2.5-18	0	0	2/2																			
LB		<b>15   CRAIG YOUNG</b> 6-3, 225, RS-Jr., TR	<ul style="list-style-type: none"> <li>Transferred to Kansas from Ohio State after his junior season, where he played in 12 games for the Buckeyes with 15 tackles, nine solo. Had a 70-yard interception return for a touchdown against Maryland.</li> </ul>	<table border="1"> <thead> <tr> <th>Year</th> <th>U-A-T</th> <th>TFL-Yds.</th> <th>Sk-Yds.</th> <th>INT</th> <th>PD</th> <th>FF/R</th> </tr> </thead> <tbody> <tr> <td>2022</td> <td>34-15-47</td> <td>4.5-21</td> <td>3.5-18</td> <td>1</td> <td>2</td> <td>0/0</td> </tr> <tr> <td>Career</td> <td>34-15-47</td> <td>4.5-21</td> <td>3.5-18</td> <td>1</td> <td>2</td> <td>0/0</td> </tr> </tbody> </table>	Year	U-A-T	TFL-Yds.	Sk-Yds.	INT	PD	FF/R	2022	34-15-47	4.5-21	3.5-18	1	2	0/0	Career	34-15-47	4.5-21	3.5-18	1	2	0/0
	Year	U-A-T	TFL-Yds.	Sk-Yds.	INT	PD	FF/R																		
2022	34-15-47	4.5-21	3.5-18	1	2	0/0																			
Career	34-15-47	4.5-21	3.5-18	1	2	0/0																			
LB		<b>30   RICH MILLER</b> 6-1, 225, Sr, 1L	<ul style="list-style-type: none"> <li>Led the Jayhawks with 12 tackles at West Virginia, his second 10+ tackle game at KU</li> <li>Played in all 12 games in 2021, starting nine at linebacker. Recorded 79 tackles, 5.0 tackles-for-loss and two sacks. Had a career-high 14 tackles (7 solo, 7 assist) against Duke. Transferred to Kansas from Buffalo following the 2020 season, where he appeared in seven games as a sophomore.</li> </ul>	<table border="1"> <thead> <tr> <th>Year</th> <th>U-A-T</th> <th>TFL-Yds.</th> <th>Sk-Yds.</th> <th>INT</th> <th>PD</th> <th>FF/R</th> </tr> </thead> <tbody> <tr> <td>2022</td> <td>41-27-69</td> <td>3.0-13</td> <td>1.0-4</td> <td>1</td> <td>0</td> <td>0/0</td> </tr> <tr> <td>Career</td> <td>99-49-148</td> <td>8.0-22</td> <td>3.0-9</td> <td>1</td> <td>2</td> <td>1/1</td> </tr> </tbody> </table>	Year	U-A-T	TFL-Yds.	Sk-Yds.	INT	PD	FF/R	2022	41-27-69	3.0-13	1.0-4	1	0	0/0	Career	99-49-148	8.0-22	3.0-9	1	2	1/1
	Year	U-A-T	TFL-Yds.	Sk-Yds.	INT	PD	FF/R																		
2022	41-27-69	3.0-13	1.0-4	1	0	0/0																			
Career	99-49-148	8.0-22	3.0-9	1	2	1/1																			
LB		<b>30   RICH MILLER</b> 6-1, 225, Sr, 1L	<ul style="list-style-type: none"> <li>Led the Jayhawks with 12 tackles at West Virginia, his second 10+ tackle game at KU</li> <li>Played in all 12 games in 2021, starting nine at linebacker. Recorded 79 tackles, 5.0 tackles-for-loss and two sacks. Had a career-high 14 tackles (7 solo, 7 assist) against Duke. Transferred to Kansas from Buffalo following the 2020 season, where he appeared in seven games as a sophomore.</li> </ul>	<table border="1"> <thead> <tr> <th>Year</th> <th>U-A-T</th> <th>TFL-Yds.</th> <th>Sk-Yds.</th> <th>INT</th> <th>PD</th> <th>FF/R</th> </tr> </thead> <tbody> <tr> <td>2022</td> <td>45-29-75</td> <td>3.0-13</td> <td>1.0-4</td> <td>1</td> <td>0</td> <td>0/0</td> </tr> <tr> <td>Career</td> <td>105-51-154</td> <td>8.0-22</td> <td>3.0-9</td> <td>1</td> <td>2</td> <td>1/1</td> </tr> </tbody> </table>	Year	U-A-T	TFL-Yds.	Sk-Yds.	INT	PD	FF/R	2022	45-29-75	3.0-13	1.0-4	1	0	0/0	Career	105-51-154	8.0-22	3.0-9	1	2	1/1
	Year	U-A-T	TFL-Yds.	Sk-Yds.	INT	PD	FF/R																		
2022	45-29-75	3.0-13	1.0-4	1	0	0/0																			
Career	105-51-154	8.0-22	3.0-9	1	2	1/1																			
LB		<b>13   ERIQ GILYARD</b> 5-11, 230, RS-Sr., TR	<ul style="list-style-type: none"> <li>Played in 38 total games at Central Florida, totaling 199 tackles, 18.5 tackles-for-loss, three forced fumbles, two interceptions and one sack. Made 23 starts for the Knights over four seasons. In 2020, totaled a career-high 8.5 tackles-for-loss to go with 59 total tackles and three forced fumbles.</li> </ul>	<table border="1"> <thead> <tr> <th>Year</th> <th>U-A-T</th> <th>TFL-Yds.</th> <th>Sk-Yds.</th> <th>INT</th> <th>PD</th> <th>FF/R</th> </tr> </thead> <tbody> <tr> <td>2022</td> <td>13-4-17</td> <td>1-1</td> <td>0-0</td> <td>1</td> <td>1</td> <td>0/0</td> </tr> <tr> <td>Career</td> <td>13-4-17</td> <td>1-1</td> <td>0-0</td> <td>1</td> <td>1</td> <td>0/0</td> </tr> </tbody> </table>	Year	U-A-T	TFL-Yds.	Sk-Yds.	INT	PD	FF/R	2022	13-4-17	1-1	0-0	1	1	0/0	Career	13-4-17	1-1	0-0	1	1	0/0
	Year	U-A-T	TFL-Yds.	Sk-Yds.	INT	PD	FF/R																		
2022	13-4-17	1-1	0-0	1	1	0/0																			
Career	13-4-17	1-1	0-0	1	1	0/0																			
LB		<b>6   TAIWAN BERRYHILL</b> 6-2, 225, Jr., 2L	<ul style="list-style-type: none"> <li>Saw playing time in all 12 of KU's games as a sophomore, while starting the first four games. Recorded 32 tackles (15 solo, 17 assisted) in 2021. Played in the final five games as a true freshman, making his first-career start at Texas Tech.</li> </ul>	<table border="1"> <thead> <tr> <th>Year</th> <th>U-A-T</th> <th>TFL-Yds.</th> <th>Sk-Yds.</th> <th>INT</th> <th>PD</th> <th>FF/R</th> </tr> </thead> <tbody> <tr> <td>2022</td> <td>20-13-33</td> <td>4.5-21</td> <td>2.0-13</td> <td>0</td> <td>0</td> <td>0/0</td> </tr> <tr> <td>Career</td> <td>38-32-70</td> <td>4.5-21</td> <td>2.0-13</td> <td>0</td> <td>0</td> <td>0/0</td> </tr> </tbody> </table>	Year	U-A-T	TFL-Yds.	Sk-Yds.	INT	PD	FF/R	2022	20-13-33	4.5-21	2.0-13	0	0	0/0	Career	38-32-70	4.5-21	2.0-13	0	0	0/0
	Year	U-A-T	TFL-Yds.	Sk-Yds.	INT	PD	FF/R																		
2022	20-13-33	4.5-21	2.0-13	0	0	0/0																			
Career	38-32-70	4.5-21	2.0-13	0	0	0/0																			
LB		<b>7   LORENZO MCCASKILL</b> 6-0, 220, S-Sr., TR	<ul style="list-style-type: none"> <li>Transferred to Kansas following his redshirt senior season at Louisiana, where he recorded a team-high 84 tackles in 2021. Was named Second Team All-Sun Belt Conference honors in 2021. As a redshirt junior in 2020, earned Third Team All-Sun Belt Conference honors, totaling 83 tackles in 11 games.</li> </ul>	<table border="1"> <thead> <tr> <th>Year</th> <th>U-A-T</th> <th>TFL-Yds.</th> <th>Sk-Yds.</th> <th>INT</th> <th>PD</th> <th>FF/R</th> </tr> </thead> <tbody> <tr> <td>2022</td> <td>20-15-35</td> <td>0.5-1</td> <td>0-0</td> <td>0</td> <td>0</td> <td>0/1</td> </tr> <tr> <td>Career</td> <td>20-15-35</td> <td>0.5-1</td> <td>0-0</td> <td>0</td> <td>0</td> <td>0/1</td> </tr> </tbody> </table>	Year	U-A-T	TFL-Yds.	Sk-Yds.	INT	PD	FF/R	2022	20-15-35	0.5-1	0-0	0	0	0/1	Career	20-15-35	0.5-1	0-0	0	0	0/1
	Year	U-A-T	TFL-Yds.	Sk-Yds.	INT	PD	FF/R																		
2022	20-15-35	0.5-1	0-0	0	0	0/1																			
Career	20-15-35	0.5-1	0-0	0	0	0/1																			
CB		<b>2   COBEE BRYANT</b> 6-0, 170, So., 1L	<ul style="list-style-type: none"> <li>Named Big 12 Defensive Player of the Week on Sept. 12 after securing KU's 55-42 overtime win at West Virginia with a pick-6 in overtime.</li> <li>Scored a special teams touchdown against Tennessee Tech, returning a blocked field goal for a score.</li> <li>Started seven games in 2021, while playing in 11 at cornerback. Tallied 22 tackles and recorded a pair of interceptions. His interception against Texas was the first of his career, which he returned for a touchdown.</li> </ul>	<table border="1"> <thead> <tr> <th>Year</th> <th>U-A-T</th> <th>TFL-Yds.</th> <th>Sk-Yds.</th> <th>INT</th> <th>PD</th> <th>FF/R</th> </tr> </thead> <tbody> <tr> <td>2022</td> <td>26-5-31</td> <td>0.5-1</td> <td>0-0</td> <td>3</td> <td>8</td> <td>1/0</td> </tr> <tr> <td>Career</td> <td>45-8-53</td> <td>1.5-1</td> <td>0-0</td> <td>5</td> <td>9</td> <td>1/0</td> </tr> </tbody> </table>	Year	U-A-T	TFL-Yds.	Sk-Yds.	INT	PD	FF/R	2022	26-5-31	0.5-1	0-0	3	8	1/0	Career	45-8-53	1.5-1	0-0	5	9	1/0
	Year	U-A-T	TFL-Yds.	Sk-Yds.	INT	PD	FF/R																		
2022	26-5-31	0.5-1	0-0	3	8	1/0																			
Career	45-8-53	1.5-1	0-0	5	9	1/0																			
S		<b>18   KALON GERVIN</b> 5-11, 195, RS-Jr., TR	<ul style="list-style-type: none"> <li>Transferred to Kansas from Michigan State, where he played in 23 career games and nine career starts. Totaled 44 tackles in his Spartans career with four pass breakups and one fumble recovery for a touchdown. Played in four games in 2021 with three starts and 14 total tackles, and played in six games in 2020, starting all six.</li> </ul>	<table border="1"> <thead> <tr> <th>Year</th> <th>U-A-T</th> <th>TFL-Yds.</th> <th>Sk-Yds.</th> <th>INT</th> <th>PD</th> <th>FF/R</th> </tr> </thead> <tbody> <tr> <td>2022</td> <td>12-4-16</td> <td>1.0-1</td> <td>0-0</td> <td>0</td> <td>3</td> <td>0/0</td> </tr> <tr> <td>Career</td> <td>12-4-16</td> <td>1.0-1</td> <td>0-0</td> <td>0</td> <td>3</td> <td>0/0</td> </tr> </tbody> </table>	Year	U-A-T	TFL-Yds.	Sk-Yds.	INT	PD	FF/R	2022	12-4-16	1.0-1	0-0	0	3	0/0	Career	12-4-16	1.0-1	0-0	0	3	0/0
	Year	U-A-T	TFL-Yds.	Sk-Yds.	INT	PD	FF/R																		
2022	12-4-16	1.0-1	0-0	0	3	0/0																			
Career	12-4-16	1.0-1	0-0	0	3	0/0																			
S		<b>5   OJ BURROUGHS</b> 5-10, 185, So., 1L	<ul style="list-style-type: none"> <li>Played in all 12 games for the Jayhawks as a true freshman, finishing the season with 26 tackles and an interception at Texas. Recorded two pass breakups and one forced fumble in 2021. Career-high of five tackles came against Baylor.</li> </ul>	<table border="1"> <thead> <tr> <th>Year</th> <th>U-A-T</th> <th>TFL-Yds.</th> <th>Sk-Yds.</th> <th>INT</th> <th>PD</th> <th>FF/R</th> </tr> </thead> <tbody> <tr> <td>2022</td> <td>24-6-30</td> <td>0.5-1</td> <td>0-0</td> <td>1</td> <td>3</td> <td>0/0</td> </tr> <tr> <td>Career</td> <td>46-10-56</td> <td>0.5-1</td> <td>0-0</td> <td>2</td> <td>5</td> <td>1/0</td> </tr> </tbody> </table>	Year	U-A-T	TFL-Yds.	Sk-Yds.	INT	PD	FF/R	2022	24-6-30	0.5-1	0-0	1	3	0/0	Career	46-10-56	0.5-1	0-0	2	5	1/0
	Year	U-A-T	TFL-Yds.	Sk-Yds.	INT	PD	FF/R																		
2022	24-6-30	0.5-1	0-0	1	3	0/0																			
Career	46-10-56	0.5-1	0-0	2	5	1/0																			
S		<b>4   MARVIN GRANT</b> 6-2, 205, RS-Jr., TR	<ul style="list-style-type: none"> <li>Transferred to Kansas from Purdue, where he started all 13 games in the Boilermakers secondary in 2021, recording 75 tackles (52 solo, 23 assisted). Also contributed 2.5 TFLs and 3 passes defended as a RS-Sophomore. Career-high nine tackles came against Ohio State, while at Purdue, in 2021.</li> </ul>	<table border="1"> <thead> <tr> <th>Year</th> <th>U-A-T</th> <th>TFL-Yds.</th> <th>Sk-Yds.</th> <th>INT</th> <th>PD</th> <th>FF/R</th> </tr> </thead> <tbody> <tr> <td>2022</td> <td>23-13-36</td> <td>0-0</td> <td>0-0</td> <td>0</td> <td>1</td> <td>0/0</td> </tr> <tr> <td>Career</td> <td>23-13-36</td> <td>0-0</td> <td>0-0</td> <td>0</td> <td>1</td> <td>0/0</td> </tr> </tbody> </table>	Year	U-A-T	TFL-Yds.	Sk-Yds.	INT	PD	FF/R	2022	23-13-36	0-0	0-0	0	1	0/0	Career	23-13-36	0-0	0-0	0	1	0/0
	Year	U-A-T	TFL-Yds.	Sk-Yds.	INT	PD	FF/R																		
2022	23-13-36	0-0	0-0	0	1	0/0																			
Career	23-13-36	0-0	0-0	0	1	0/0																			
S		<b>1   KENNY LOGAN JR.</b> 6-0, 210, Sr., 3L	<ul style="list-style-type: none"> <li>Recorded his 200th career tackle in KU's 48-30 victory at Houston on Sept. 17</li> <li>Had 10 tackles (3 solo, 7 assist) in KU's 55-42 overtime win at West Virginia, his sixth career game with 10+ tackles and his fourth in his last five games.</li> <li>Started 11 games while playing in all 12 as a junior in 2021, recording 113 tackles, six pass breakups and an interception. His 113 tackles were the most by a Jayhawk since 2018.</li> </ul>	<table border="1"> <thead> <tr> <th>Year</th> <th>U-A-T</th> <th>TFL-Yds.</th> <th>Sk-Yds.</th> <th>INT</th> <th>PD</th> <th>FF/R</th> </tr> </thead> <tbody> <tr> <td>2022</td> <td>51-29-80</td> <td>1.0-2</td> <td>0-0</td> <td>2</td> <td>2</td> <td>1/1</td> </tr> <tr> <td>Career</td> <td>181-84-265</td> <td>6.0-18</td> <td>1.0-6</td> <td>5</td> <td>11</td> <td>4/2</td> </tr> </tbody> </table>	Year	U-A-T	TFL-Yds.	Sk-Yds.	INT	PD	FF/R	2022	51-29-80	1.0-2	0-0	2	2	1/1	Career	181-84-265	6.0-18	1.0-6	5	11	4/2
	Year	U-A-T	TFL-Yds.	Sk-Yds.	INT	PD	FF/R																		
2022	51-29-80	1.0-2	0-0	2	2	1/1																			
Career	181-84-265	6.0-18	1.0-6	5	11	4/2																			
S		<b>17   MONTE' MCGARY</b> 6-0, 190, S-Sr., TR	<ul style="list-style-type: none"> <li>Transferred to Kansas from Utah State, where he recorded 24 tackles, including 13 solo stops. Also had three pass breakups, one interception and one fumble recovery on the season. Spent time at Utah State, Troy, Iowa Western CC and South Dakota State.</li> </ul>	<table border="1"> <thead> <tr> <th>Year</th> <th>U-A-T</th> <th>TFL-Yds.</th> <th>Sk-Yds.</th> <th>INT</th> <th>PD</th> <th>FF/R</th> </tr> </thead> <tbody> <tr> <td>2022</td> <td>0-1-1</td> <td>0-0</td> <td>0-0</td> <td>0</td> <td>0</td> <td>0/0</td> </tr> <tr> <td>Career</td> <td>0-1-1</td> <td>0-0</td> <td>0-0</td> <td>0</td> <td>0</td> <td>0/0</td> </tr> </tbody> </table>	Year	U-A-T	TFL-Yds.	Sk-Yds.	INT	PD	FF/R	2022	0-1-1	0-0	0-0	0	0	0/0	Career	0-1-1	0-0	0-0	0	0	0/0
	Year	U-A-T	TFL-Yds.	Sk-Yds.	INT	PD	FF/R																		
2022	0-1-1	0-0	0-0	0	0	0/0																			
Career	0-1-1	0-0	0-0	0	0	0/0																			
CB		<b>0   EDWIN WHITE-SCHULTZ</b> 6-0, 204, So., 1L	<ul style="list-style-type: none"> <li>Played in all 12 games as a freshman in 2021, tallying nine tackles (five solo, four assisted). Recovered his first-career fumble recovery against Texas Tech on Oct. 16, 2021.</li> </ul>	<table border="1"> <thead> <tr> <th>Year</th> <th>U-A-T</th> <th>TFL-Yds.</th> <th>Sk-Yds.</th> <th>INT</th> <th>PD</th> <th>FF/R</th> </tr> </thead> <tbody> <tr> <td>2022</td> <td>1-1-2</td> <td>0-0</td> <td>0-0</td> <td>0</td> <td>0</td> <td>0/0</td> </tr> <tr> <td>Career</td> <td>6-5-11</td> <td>0-0</td> <td>0-0</td> <td>0</td> <td>0</td> <td>1/0</td> </tr> </tbody> </table>	Year	U-A-T	TFL-Yds.	Sk-Yds.	INT	PD	FF/R	2022	1-1-2	0-0	0-0	0	0	0/0	Career	6-5-11	0-0	0-0	0	0	1/0
	Year	U-A-T	TFL-Yds.	Sk-Yds.	INT	PD	FF/R																		
2022	1-1-2	0-0	0-0	0	0	0/0																			
Career	6-5-11	0-0	0-0	0	0	1/0																			
CB		<b>3   MELLO DOTSON</b> 6-1, 186, RS-So., 1L	<ul style="list-style-type: none"> <li>Started eight games while appearing in all 12 in 2021, recording 24 tackles, one interception, one forced fumble and one fumble recovery. His first-career interception came at Duke, which he returned for 65 yards. Also recorded a career-high four tackles at Duke.</li> </ul>	<table border="1"> <thead> <tr> <th>Year</th> <th>U-A-T</th> <th>TFL-Yds.</th> <th>Sk-Yds.</th> <th>INT</th> <th>PD</th> <th>FF/R</th> </tr> </thead> <tbody> <tr> <td>2022</td> <td>34-12-46</td> <td>0-0</td> <td>0-0</td> <td>2</td> <td>5</td> <td>0/0</td> </tr> <tr> <td>Career</td> <td>56-16-72</td> <td>0-0</td> <td>0-0</td> <td>3</td> <td>6</td> <td>1/1</td> </tr> </tbody> </table>	Year	U-A-T	TFL-Yds.	Sk-Yds.	INT	PD	FF/R	2022	34-12-46	0-0	0-0	2	5	0/0	Career	56-16-72	0-0	0-0	3	6	1/1
	Year	U-A-T	TFL-Yds.	Sk-Yds.	INT	PD	FF/R																		
2022	34-12-46	0-0	0-0	2	5	0/0																			
Career	56-16-72	0-0	0-0	3	6	1/1																			
CB		<b>16   SHAAD DABNEY</b> 5-10, 190, So., 1L	<ul style="list-style-type: none"> <li>Saw action in 11 of 12 games as a true freshman, recording eight tackles and two pass deflections. Recorded his first-career start at Oklahoma State, recording a career-high four tackles.</li> </ul>	<table border="1"> <thead> <tr> <th>Year</th> <th>U-A-T</th> <th>TFL-Yds.</th> <th>Sk-Yds.</th> <th>INT</th> <th>PD</th> <th>FF/R</th> </tr> </thead> <tbody> <tr> <td>2022</td> <td>1-1-2</td> <td>0-0</td> <td>0-0</td> <td>0</td> <td>0</td> <td>0/0</td> </tr> <tr> <td>Career</td> <td>9-1-10</td> <td>0-0</td> <td>0-0</td> <td>0</td> <td>2</td> <td>0/0</td> </tr> </tbody> </table>	Year	U-A-T	TFL-Yds.	Sk-Yds.	INT	PD	FF/R	2022	1-1-2	0-0	0-0	0	0	0/0	Career	9-1-10	0-0	0-0	0	2	0/0
	Year	U-A-T	TFL-Yds.	Sk-Yds.	INT	PD	FF/R																		
2022	1-1-2	0-0	0-0	0	0	0/0																			
Career	9-1-10	0-0	0-0	0	2	0/0																			



## GAMES PLAYED AT KANSAS

OFFENSE		
PLAYER	2022	CAREER
Earl Bostick Jr.	10	50
Mason Fairchild	10	41
Torry Locklin	10	27
Luke Grimm	9	25
Bryce Cabeldue	10	25
Lawrence Arnold	10	23
Trevor Kardell	10	22
Mike Novitsky	10	22
Mac Copeland	--	19
Quentin Skinner	10	20
Michael Ford Jr.	10	20
Devin Neal	10	20
Jason Bean	9	19
Jared Casey	10	19
Jalon Daniels	6	17
Armaj Reed-Adams	10	17
Daniel Hishaw Jr.	5	13
Trevor Wilson	1	11
Tanaka Scott	10	11
Dominick Puni	10	10
Douglas Emilien	10	10
Kevin Terry	10	10
Tevita Noa	10	10
Sevion Morrison	9	9
Will Huggins	1	7
Kelan Robinson	6	7
Ky Thomas	7	7
Dre Doiron	4	4
Joe Krause	--	2
Jackson Satterwhite	1	2
Nolan Gorczyca	1	1
Kobe Baynes	1	1
James Livingston	1	1
Ethan Vasko	1	1

## CAREER STARTS AT KANSAS

OFFENSE					Starts By Year				
PLAYER	POS.	YR.	STREAK	TOTAL	2022	2021	2020	2019	2018
Earl Bostick Jr.	OL	S-Sr.	26	29	10	12	7	0	0
Mason Fairchild	TE	Jr.	6	26	9	9	6	2	--
Bryce Cabeldue	OL	RS-So.	24	24	10	12	2	--	--
Mike Novitsky	OL	RS-Sr.	22	22	10	12	--	--	--
Michael Ford Jr.	OL	RS-So.	21	21	10	11	--	--	--
Lawrence Arnold	WR	RS-So.	19	20	10	9	1	--	--
Devin Neal	RB	So.	10	18	10	8	--	--	--
Luke Grimm	WR	Jr.	2	16	8	6	2	--	--
Jalon Daniels	QB	Jr.	--	15	6	3	6	--	--
Jason Bean	QB	RS-Sr.	4	13	4	9	--	--	--
Dominick Puni	OL	RS-Sr.	10	10	10	--	--	--	--
Trevor Wilson	WR	RS-Jr.	--	7	--	7	--	--	--
Jared Casey	TE	Jr.	2	7	6	1	0	--	--
Quentin Skinner	WR	RS-Fr.	5	5	5	--	--	--	--
Daniel Hishaw Jr.	RB	Jr.	--	3	--	0	3	--	--
Ar'maj Reed-Adams	OL	RS-So.	--	3	--	0	3	--	--
Trevor Kardell	TE	RS-So.	--	2	--	2	0	--	--
Torry Locklin	RB	RS-Jr.	--	1	1	0	0	--	--
Ky Thomas	RB	RS-So.	--	1	1	--	--	--	--
Douglas Emilien	WR	RS-So.	1	1	1	--	--	--	--
<b>244 OFFENSE</b>									
<b>474 TOTAL</b>									

DEFENSE					Starts By Year				
PLAYER	POS.	YR.	STREAK	TOTAL	2022	2021	2020	2019	2018
Caleb Sampson	DL	Sr.	20	35	10	10	9	6	--
Malcolm Lee	DL	Sr.	14	29	10	11	4	4	--
Kenny Logan Jr.	S	Jr.	17	29	10	10	8	0	--
Sam Burt	DL	S-Sr.	10	19	10	1	7	1	0
Rich Miller	LB	Jr.	19	19	10	9	--	--	--
Mello Dotson	CB	RS-Fr.	12	18	9	8	0	--	--
Cobee Bryant	CB	Fr.	1	15	8	7	--	--	--
Taiwan Berryhill Jr.	LB	So.	10	15	10	4	1	--	--
OJ Burroughs	S	Fr.	11	11	10	1	--	--	--
Lonnie Phelps	DE	RS-Sr.	3	9	9	--	--	--	--
Craig Young	LB	RS-Jr.	9	9	9	--	--	--	--
Kenean Caldwell	DL	So.	--	7	--	7	0	--	--
Caleb Taylor	DL	RS-Fr.	--	4	--	4	0	--	--
Jayson Gilliom	S	Fr.	--	3	--	3	--	--	--
Eddie Wilson	DL	Sr.	--	2	--	2	--	--	--
Shaad Dabney	CB	Fr.	--	2	--	2	--	--	--
Jereme Robinson	DL	So.	--	1	--	1	--	--	--
Hayden Hatcher	DL	Sr.	--	1	1	0	0	0	--
Kalon Gervin	CB	RS-Jr.	--	1	1	--	--	--	--
<b>230 DEFENSE</b>									
<b>474 TOTAL</b>									

DEFENSE		
PLAYER	2022	CAREER
Sam Burt	10	55
Caleb Sampson	10	43
Kenny Logan Jr.	10	42
Malcolm Lee	10	41
Hayden Hatcher	10	35
Taiwan Berryhill Jr.	10	29
Jelani Arnold	7	28
Jereme Robinson	10	25
Caleb Taylor	10	25
Mello Dotson	10	25
OJ Burroughs	10	22
Rich Miller	10	22
Eddie Wilson	10	21
Cobee Bryant	9	20
Shaad Dabney	10	20
Dylan Downing	10	20
Zion DeBose	9	19
Kenean Caldwell	--	16
Cornell Wheeler	8	17
Edwin White-Schultz	3	15
Ron McGee	1	13
Jayson Gilliom	--	12
Donovan Gaines	9	11
Kwinton Lassiter	10	11
Cole Petrus	10	11
Kalon Gervin	10	10
Monte' McGary	10	10
Eriq Gilyard	10	10
Marvin Grant	10	10
Andrew Russell	10	10
DJ Withers	10	10
Lorenzo McCaskill	10	109
Tommy Dunn Jr.	10	10
Krishawn Brown	--	3
D'Marion Alexander	1	1

SPECIAL TEAMS		
PLAYER	2022	CAREER
Jacob Borcila	10	34
Tabor Allen	10	27
Reis Vernon	10	26
Luke Hosford	6	20
Emory Duggar	4	4

# MEET THE JAYHAWKS



**0**

**EDWIN WHITE-SCHULTZ**  
 Safety | 6'0" | 204 | 1L | Sophomore  
 Mobile, Ala. | Baker HS

**Notables:**

- Played in all 12 games as a freshman in 2021, tallying nine tackles (five solo, four assisted).
- Recovered his first-career fumble recovery against Texas Tech on Oct. 16, 2021.

**Career Defensive Stats**

Date	Opponent	UA-A-TT	TFL	Sack	Int.	PD	FF/R
9-18-21	Baylor	1-1-2	0-0	0-0	0	0	0/0
9-25-21	at Duke	0-2-2	0-0	0-0	0	0	0/0
10-2-21	at Iowa State	1-1-2	0-0	0-0	0	0	0/0
10-16-21	Texas Tech	0-0-0	0-0	0-0	0	0	0/1
10-30-21	at Oklahoma State	2-0-2	0-0	0-0	0	0	0/0
11-13-21	at Texas	1-0-1	0-0	0-0	0	0	0/0
<b>2021</b>		<b>5-4-9</b>	<b>0-0</b>	<b>0-0</b>	<b>0</b>	<b>0</b>	<b>0/1</b>
9-2-22	Tennessee Tech	1-1-2	0-0	0-0	0	0	0/0
<b>2022</b>		<b>1-1-2</b>	<b>0-0</b>	<b>0-0</b>	<b>0</b>	<b>0</b>	<b>0/1</b>
<b>Career</b>		<b>6-5-11</b>	<b>0-0</b>	<b>0-0</b>	<b>0</b>	<b>0</b>	<b>0/1</b>

**Career highs:** Tackles - 2 (Five Times, MR vs. Tennessee Tech, 9-3-22), Fumble Recoveries - 1 (vs. Texas Tech, 10-16-21).



**1**

**KENNY LOGAN JR.**  
 Safety | 6'0" | 210 | 3L | Senior  
 St. Augustine, Fla. | Menendez HS

**Notables:**

- Started 11 games while playing in all 12 as a junior in 2021, recording 113 tackles, six pass breakups and an interception. His 113 tackles were the most by a Jayhawk since 2018.
- Was the only player in the country to have at least 113 tackles, six PBU's and multiple forced fumbles in 2021.
- Enters the 2022 season on the All-Big 12 First Team (Coaches), Bednarik Award Watch List, Hornung Award Watch List and Thorpe Award Watch List, among others.

**Career Defensive Stats**

Date	Opponent	UA-A-TT	TFL	Sack	Int.	PD	FF/R
9-13-19	at Boston College	3-0-3	0-0	0-0	0	0	0/0
10-26-19	Texas Tech	2-1-3	0-0	0-0	0	0	0/0
11-2-19	K-State	2-1-3	0-0	0-0	0	0	0/0
11-16-19	at Oklahoma State	1-1-2	0-0	0-0	0	0	0/0
11-23-19	at Iowa State	1-0-1	0-0	0-0	0	0	0/0
11-30-19	Baylor	2-0-2	0-0	0-0	0	0	0/0
<b>2019</b>		<b>11-3-14</b>	<b>0-0</b>	<b>0-0</b>	<b>0</b>	<b>0</b>	<b>0/0</b>
9-12-20	Coastal Carolina	6-1-7	0-0	0-0	0	0	0/0
9-26-20	at Baylor	4-3-7	1-0-6	1-0-6	0	0	1/0
10-3-20	Oklahoma State	8-4-12	0-0	0-0	0	1	0/0
10-17-20	at West Virginia	5-3-8	0-0	0-0	0	1	0/0
10-24-20	at Kansas State	6-0-6	0-0	0-0	0	0	0/0
10-31-20	Iowa State	3-0-3	0-0	0-0	1	1	0/0
11-7-20	at Oklahoma State	3-4-7	0-0	0-0	1	0	0/0
11-28-20	TCU	3-2-5	0-0	0-0	0	0	0/0
12-5-20	at Texas Tech	2-1-3	0-0	0-0	0	0	0/0
<b>2020</b>		<b>40-18-58</b>	<b>1-0-6</b>	<b>1-0-6</b>	<b>2</b>	<b>3</b>	<b>1/0</b>
9-3-21	South Dakota	4-3-7	0-0	0-0	0	1	0/0
9-10-21	at Coastal Carolina	3-6-9	0-0	0-0	0	2	0/0
9-18-21	Baylor	7-2-9	0-0	0-0	0	1	1/1
9-25-21	at Duke	9-3-12	0-0	0-0	0	0	1/0
10-2-21	at Iowa State	1-1-2	0-0	0-0	0	0	0/0
10-16-21	Texas Tech	6-0-6	0-0	0-0	1	1	0/0
10-23-21	Oklahoma	10-4-14	0-0	0-0	0	0	0/0
10-30-21	at Oklahoma State	5-2-7	1-0-1	0-0	0	0	0/0
11-6-21	Kansas State	5-2-7	0-0	0-0	0	0	0/0
11-13-21	at Texas	11-0-11	0-0	0-0	0	1	0/0
11-20-21	at TCU	8-7-15	2-0-8	0-0	0	0	0/0
11-27-21	at West Virginia	10-4-14	1-0-1	0-0	0	0	0/0
<b>Date</b>	<b>Opponent</b>	<b>UA-A-TT</b>	<b>TFL</b>	<b>Sack</b>	<b>Int.</b>	<b>PD</b>	<b>FF/R</b>

2021	79-34-113	4.0-10	0-0	1	6	1/0	
9-2-22	Tennessee Tech	4-0-4	0-0	0-0	0	0	0/0
9-10-22	West Virginia	3-7-10	0-0	0-0	0	0	0/0
9-17-22	at Houston	3-2-5	0-0	0-0	1	0	0/0
9-24-22	Duke	3-1-4	0-0	0-0	0	1	0/0
10-1-22	Iowa State	4-0-4	0-0	0-0	0	1	0/0
10-8-22	TCU	8-4-12	0-0	0-0	0	0	1/1
10-15-22	at Oklahoma	7-7-14	1-0-2	0-0	1	0	0/0
10-22-22	at Baylor	5-3-8	0-0	0-0	0	0	0/0
11-5-22	Oklahoma State	6-2-8	0-0	0-0	0	0	0/0
11-12-22	at Texas Tech	8-3-11	0-0	0-0	0	0	0/0

2022	51-29-80	1.0-2	0-0	2	2	1/1
<b>Career</b>	<b>181-84-265</b>	<b>6.0-18</b>	<b>1.0-6</b>	<b>5</b>	<b>11</b>	<b>4/2</b>

**Career Highs:** Tackles - 15 (at TCU, 11-20-21), Tackles for Loss - 2.0 (at TCU, 11-20-21), Sacks - 1.0 (vs. Oklahoma State, 10-3-20), Pass Deflections - 2 (at Coastal Carolina, 9-10-21), Forced Fumbles - 1 (Three Times, MR vs. TCU, 10-8-22), Fumble recoveries - 1 (Two Times, MR vs. TCU, 10-8-22) Interceptions - 1 (Five Times, MR at Oklahoma, 10-16-22).

**Career Kick Return Stats**

Date	Opponent	No.	Yds.	TD	Avg.
8-31-19	Indiana State	1	16	0	16.0
9-28-19	at TCU	3	40	0	13.3
10-5-19	Oklahoma	1	24	0	24.0
11-30-19	Baylor	4	70	0	17.5
<b>2019</b>		<b>9</b>	<b>150</b>	<b>0</b>	<b>16.7</b>

9-12-20	Coastal Carolina	1	24	0	24.0
9-31-20	Iowa State	2	124	1	62.0
11-7-20	at Oklahoma	5	118	0	23.6
11-28-20	TCU	4	65	0	16.0
12-5-20	at Texas Tech	1	15	0	15.0
<b>2020</b>		<b>13</b>	<b>345</b>	<b>1</b>	<b>26.5</b>

9-3-21	South Dakota	1	83	0	83.0
9-10-21	at Coastal Carolina	3	76	0	25.3
9-25-21	at Duke	4	72	0	18.2
10-23-21	Oklahoma	1	20	0	20.0
10-30-21	at Oklahoma State	1	18	0	18.0
11-6-21	Kansas State	2	43	0	21.5
11-20-21	at TCU	1	25	0	25.0
11-27-21	West Virginia	2	82	0	41.0
<b>2021</b>		<b>15</b>	<b>419</b>	<b>0</b>	<b>27.9</b>

9-2-22	Tennessee Tech	1	38	0	38.0
9-10-22	at West Virginia	2	30	0	15.0
10-8-22	TCU	1	21	0	21.0
10-15-22	at Oklahoma	1	31	0	31.0
11-5-22	Oklahoma State	1	15	0	15.0
11-12-22	at Texas Tech	2	36	0	18.0
<b>2022</b>		<b>8</b>	<b>171</b>	<b>0</b>	<b>21.4</b>
<b>Career</b>		<b>45</b>	<b>1,084</b>	<b>0</b>	<b>24.1</b>

**Career Highs:** Kick Returns - 5 (at Oklahoma, 11-7-20), Yards - 124 (vs. Iowa State, 10-31-20), Touchdowns - 1 (vs. Iowa State, 10-31-20), Long - 100 (vs. Iowa State, 10-31-20).

**Career Punt Return Stats**

Date	Opponent	No.	Yds.	TD	Avg.
10-19-19	at Texas	1	14	0	14.0
11-16-19	at Oklahoma State	2	6	0	3.0
11-23-19	at Iowa State	1	8	0	8.0
11-30-19	Baylor	1	0	0	0.0
<b>Career</b>		<b>5</b>	<b>28</b>	<b>0</b>	<b>5.6</b>

**Career Highs:** Punt Returns - 2 (at Oklahoma State, 11-16-19), Yards - 14 (at Texas, 10-19-19)

2



## LAWRENCE ARNOLD

Wide Receiver | 6'3" | 200 | 2L | RS-Sophomore  
DeSoto, Texas | DeSoto HS

### Notables:

- Started nine games as a redshirt freshman in 2021, recording 27 receptions for 316 yards and three touchdowns.
- Had his first-career touchdown against South Dakota in the 2021 season-opener, including the game-winning touchdown reception.
- Career high of 73 receiving yards came on four receptions against Oklahoma in 2021.

### Career Receiving Stats

Date	Opponent	No.	Yds.	TD	Avg.
9-12-20	Coastal Carolina	2	18	0	9.0
9-26-20	at Baylor	1	7	0	7.0
10-3-20	Oklahoma State	3	20	0	6.7
<b>2020</b>		<b>6</b>	<b>45</b>	<b>0</b>	<b>7.5</b>
9-3-21	South Dakota	3	33	2	11.0
9-10-21	at Coastal Carolina	1	37	0	37.0
9-25-21	at Duke	8	65	0	8.5
10-16-21	Texas Tech	1	16	1	16.0
10-23-21	Oklahoma	4	73	0	18.3
10-30-21	at Oklahoma State	1	14	0	14.0
11-6-21	Kansas State	3	21	0	7.0
11-13-21	at Texas	4	30	0	7.5
11-20-21	at TCU	1	14	0	14.0
11-27-21	West Virginia	1	13	0	13.0
<b>2021</b>		<b>27</b>	<b>316</b>	<b>3</b>	<b>11.7</b>
9-2-22	Tennessee Tech	4	56	0	14.0
9-10-22	at West Virginia	3	30	0	10.0
9-17-22	at Houston	3	24	0	8.0
9-24-22	Duke	4	84	1	21.0
10-8-22	TCU	3	41	0	13.7
10-15-22	at Oklahoma	5	113	2	22.6
10-22-22	at Baylor	3	53	0	17.7
11-5-22	Oklahoma State	2	18	1	9.0
11-12-22	at Texas Tech	4	110	0	27.5
<b>2022</b>		<b>31</b>	<b>529</b>	<b>4</b>	<b>15.0</b>
<b>Career</b>		<b>60</b>	<b>780</b>	<b>7</b>	<b>13.0</b>

**Career Highs:** Receptions - 8 (at Duke, 9-25-21), Yards - 113 (at Oklahoma, 10-16-22), Long - 39 (at Oklahoma, 10-16-22), Touchdowns - 2 (Two Times, MR at Oklahoma, 10-16-22)

2



## COBEE BRYANT

Cornerback | 6'0" | 170 | 1L | Sophomore  
Evergreen, Ala. | Hillcrest HS

### Notables:

- Returned a blocked FG for a 61-yard touchdown in the season-opener against Tennessee Tech, the first by a Jayhawk since 1996.
- Started seven games in 2021, while playing in 11 at cornerback. Tallied 22 tackles and recorded a pair of interceptions.
- His interception against Texas was the first of his career, which he returned for a touchdown.

### Career Defensive Stats

Date	Opponent	UA-A-TT	TFL	Sack	Int.	PD	FF/R
9-10-21	at Coastal Carolina	2-0-2	0-0	0-0	0	0	0/0
9-18-21	Baylor	3-1-4	0-0	0-0	0	0	0/0
10-2-21	at Iowa State	5-0-5	1.0-0	0-0	0	0	0/0
10-16-21	Texas Tech	3-1-4	0-0	0-0	0	0	0/0
10-23-21	Oklahoma	1-0-1	0-0	0-0	0	0	0/0
11-6-21	Kansas State	1-0-1	0-0	0-0	0	0	0/0
11-13-21	at Texas	3-1-4	0-0	0-0	1	1	0/0
11-20-21	at TCU	1-0-1	0-0	0-0	1	0	0/0
<b>2021</b>		<b>19-3-22</b>	<b>1.0-0</b>	<b>0-0</b>	<b>2</b>	<b>1</b>	<b>0/0</b>
9-10-22	at West Virginia	3-1-4	0-0	0-0	1	1	0/0
9-17-22	at Houston	3-0-3	0-0	0-0	0	0	0/0
9-24-22	Duke	4-0-4	0-0	0-0	0	0	0/0
10-1-22	Iowa State	5-1-6	0-0	0-0	1	1	0/0
10-8-22	TCU	1-0-1	0-0	0-0	0	1	0/0
10-15-22	at Oklahoma	3-1-4	0-0	0-0	0	0	0/0
11-5-22	Oklahoma State	4-2-6	0.5-1	0-0	1	2	0/0
11-12-22	at Texas Tech	3-0-3	0-0	0-0	0	3	1/0
<b>2022</b>		<b>26-5-31</b>	<b>0.5-1</b>	<b>0-0</b>	<b>3</b>	<b>8</b>	<b>1/0</b>
<b>Career</b>		<b>45-8-53</b>	<b>1.5-1</b>	<b>0-0</b>	<b>5</b>	<b>9</b>	<b>1/0</b>

**Career Highs:** Tackles - 6 (vs. Oklahoma State, 11-5-22), Tackles for loss - 1 (at Iowa State, 10-2-21), Interceptions - 1 (Five Times, MR vs. Oklahoma State, 11-5-22), Pass Deflections - 3 (at Texas Tech, 11-12-22).

3



## MELLO DOTSON

Cornerback | 6'1" | 186 | 1L | RS-Sophomore  
Daytona Beach, Fla. | Mainland HS

### Notables:

- Started eight games while appearing in all 12 in 2021, recording 24 tackles, one interception, one forced fumble and one fumble recovery.
- His first-career interception came at Duke, which he returned for 65 yards.
- Also recorded a career-high four tackles at Duke.

### Career Defensive Stats

Date	Opponent	UA-A-TT	TFL	Sack	Int.	PD	FF/R
10-3-20	Oklahoma State	1-0-1	0-0	0-0	0	0	0/0
11-7-20	Oklahoma	0-1-1	0-0	0-0	0	0	0/0
<b>2020</b>		<b>1-1-2</b>	<b>0-0</b>	<b>0-0</b>	<b>0</b>	<b>0</b>	<b>0/0</b>
9-3-21	South Dakota	1-0-1	0-0	0-0	0	0	0/0
9-10-21	at Coastal Carolina	1-0-1	0-0	0-0	0	0	0/0
9-18-21	Baylor	3-0-3	0-0	0-0	0	0	0/1
9-25-21	at Duke	3-1-4	0-0	0-0	1	0	0/0
10-2-21	at Iowa State	2-0-2	0-0	0-0	0	0	0/0
10-16-21	Texas Tech	2-1-3	0-0	0-0	0	1	1/0
10-23-21	Oklahoma	2-0-2	0-0	0-0	0	0	0/0
10-30-21	at Oklahoma State	2-0-2	0-0	0-0	0	0	0/0
11-6-21	Kansas State	2-0-2	0-0	0-0	0	0	0/0
11-13-21	at Texas	1-0-1	0-0	0-0	0	0	0/0
11-27-21	West Virginia	1-1-2	0-0	0-0	0	0	0/0
<b>2021</b>		<b>21-3-24</b>	<b>0-0</b>	<b>0-0</b>	<b>1</b>	<b>1</b>	<b>1/1</b>
9-2-22	Tennessee Tech	1-0-1	0-0	0-0	0	1	0/0
9-10-22	at West Virginia	4-0-4	0-0	0-0	0	0	0/0
9-17-22	at Houston	3-0-3	0-0	0-0	0	0	0/0
9-24-22	Duke	8-1-9	1.0-2	0-0	0	2	0/0
10-1-22	Iowa State	5-2-7	0-0	0-0	0	0	0/0
10-8-22	TCU	1-2-3	0-0	0-0	0	0	0/0
10-15-22	at Oklahoma	3-4-7	0-0	0-0	0	2	0/0
10-22-22	at Baylor	3-1-4	0-0	0-0	1	0	0/0
11-5-22	Oklahoma State	3-0-3	0-0	0-0	1	0	0/0
11-12-22	at Texas Tech	3-2-5	0-0	0-0	0	0	0/0
<b>2022</b>		<b>31-12-43</b>	<b>1.0-2</b>	<b>0-0</b>	<b>2</b>	<b>5</b>	<b>0/0</b>
<b>Career</b>		<b>52-16-68</b>	<b>1.0-2</b>	<b>0-0</b>	<b>3</b>	<b>6</b>	<b>1/1</b>

**Career Highs:** Tackles - 9 (at Duke, 9-24-22), Interceptions - 1 (Three Times, MR vs. Oklahoma State, 11-5-22), Forced Fumbles - 1 (Texas Tech, 10-16-21), Tackles for loss - 1 (Texas Tech, 10-16-21), Pass deflections - 2 (Two Times, MR at Oklahoma, 10-15-22)

3



## TANAKA SCOTT JR.

Wide Receiver | 6'4" | 205 | RS | RS-Freshman  
Mobile, Ala. | Murphy HS

### Notables:

- Played in two games, against Kansas State and at Texas, maintaining his redshirt status.
- Was a three-star recruit out of Murphy HS, where he recorded 20 receptions for 265 yards and two touchdowns his senior season.

### Career Receiving Stats

Date	Opponent	No.	Yds.	TD	Avg.
9-10-22	at West Virginia	1	11	0	11.0
9-17-22	at Houston	1	8	0	8.0
9-24-22	Duke	1	13	0	13.0
10-1-22	Iowa State	1	4	0	4.0
10-8-22	TCU	1	52	0	52.0
10-22-22	at Baylor	1	3	0	3.0
<b>2022</b>		<b>6</b>	<b>91</b>	<b>0</b>	<b>15.7</b>
<b>Career</b>		<b>6</b>	<b>91</b>	<b>0</b>	<b>15.7</b>

**Career Highs:** Receptions - 1 (Six Times, MR at Baylor, 10-22-22), Yards - 52 (vs. TCU, 10-8-22)

### Career Rushing Stats

Date	Opponent	No.	Yds.	TD	Avg.
10-15-22	at Oklahoma	1	1	0	1.0
<b>2022</b>		<b>1</b>	<b>1</b>	<b>0</b>	<b>1.0</b>
<b>Career</b>		<b>1</b>	<b>1</b>	<b>0</b>	<b>1.0</b>

**Career Highs:** Rushes - 1 (at Oklahoma, 10-16-22), Yards - 11 (at Oklahoma, 10-16-22).

4



## DEVIN NEAL

Running Back | 5'11" | 210 | 1L | Sophomore  
Lawrence, Kan. | Lawrence HS

### Notables:

- Ran for 108 yards and two touchdowns on four carries in the season-opener against Tennessee Tech, the first Jayhawk since at least 200 to rush for 100+ yards and two touchdowns in four or fewer rushes.
- Enters the 2022 season on the Doak Walker Preseason Candidate list, Phil Steele Preseason All-Big 12 Third Team and Athlon Sports Preseason All-Big 12 Second Team.
- Led KU in rushing as a true freshman, carrying 158 times for 707 yards and eight touchdowns.
- Was the Big 12 Offensive Player of the Week following the win at Texas, becoming Kansas' first freshman to ever win the Big 12 Offensive Player of the Week.

### Career Rushing Stats

Date	Opponent	No.	Yds.	TD	Avg.
9-3-21	South Dakota	1	2	0	2.0
9-10-21	at Coastal Carolina	11	40	1	3.6
9-18-21	Baylor	10	33	0	3.3
9-25-21	at Duke	17	107	1	6.3
10-2-21	at Iowa State	15	83	0	5.5
10-16-21	Texas Tech	15	54	0	3.6
10-23-21	Oklahoma	23	100	2	4.3
10-30-21	at Oklahoma State	9	25	0	2.8
11-6-21	Kansas State	19	62	0	3.3
11-13-21	at Texas	24	143	3	6.0
11-20-21	at TCU	14	59	1	4.2
<b>2021</b>		<b>158</b>	<b>707</b>	<b>8</b>	<b>4.2</b>
9-2-22	Tennessee Tech	4	108	2	27.0
9-10-22	at West Virginia	10	42	2	4.2
9-17-22	at Houston	14	60	0	3.9
9-24-22	Duke	9	54	0	6.0
10-1-22	Iowa State	12	75	0	6.2
10-8-22	TCU	15	88	0	5.9
10-15-22	at Oklahoma	12	84	1	7.0
10-22-22	at Baylor	10	32	1	3.2
11-5-22	Oklahoma State	32	224	1	7.0
11-12-22	at Texas Tech	24	190	0	7.9
<b>2022</b>		<b>142</b>	<b>951</b>	<b>7</b>	<b>6.7</b>
<b>Career</b>		<b>300</b>	<b>1,658</b>	<b>15</b>	<b>5.5</b>

**Career Highs:** Rushes - 32 (vs. Oklahoma State, 11-5-22), Yards - 224 (vs. Oklahoma State, 11-5-22), Touchdowns - 3 (at Texas, 11-13-21), Long - 62 (at Duke, 9-25-21).

### Career Receiving Stats

Date	Opponent	No.	Yds.	TD	Avg.
10-16-21	Texas Tech	1	7	0	7.0
10-30-21	at Oklahoma State	1	-2	0	-2.0
11-6-21	Kansas State	2	13	0	6.5
11-13-21	at Texas	2	26	1	13.0
11-20-21	at TCU	1	13	0	13.0
<b>2021</b>		<b>7</b>	<b>57</b>	<b>1</b>	<b>8.1</b>
9-2-22	Tennessee Tech	1	10	0	10.0
9-10-22	at West Virginia	1	17	1	17.0
9-24-22	Duke	1	4	0	4.0
10-8-22	TCU	1	1	0	1.0
10-15-22	at Oklahoma	1	3	0	1.0
10-22-22	at Baylor	1	-2	0	-2.0
11-5-22	Oklahoma State	6	110	0	18.3
11-12-22	at Texas Tech	4	8	0	2.0
<b>2022</b>		<b>16</b>	<b>151</b>	<b>1</b>	<b>9.4</b>
<b>Career</b>		<b>22</b>	<b>204</b>	<b>2</b>	<b>9.3</b>

**Career Highs:** Receptions - 6 (vs. Oklahoma State, 11-5-22), Yards - 110 (vs. Oklahoma State, 11-5-22), Touchdowns - 1 (Two times, MR at West Virginia, 9-10-22).

4



## MARVIN GRANT

Safety | 6'2" | 205 | TR | RS-Junior  
Detroit, Mich. | Martin Luther King HS/Purdue

### Notables:

- Made his KU debut against Tennessee Tech, tallying two tackles at safety.
- Transferred to Kansas from Purdue, where he started all 13 games in the Boilermakers secondary in 2021, recording 75 tackles (52 solo, 23 assisted).
- Also contributed 2.5 TFLs and 3 passes defended as a RS-Sophomore.
- Career-high nine tackles came against Ohio State, while at Purdue, in 2021.

### Career Defensive Stats

Date	Opponent	UA-A-TT	TFL	Sack	Int.	PD	FF/R
9-2-22	Tennessee Tech	2-0-2	0-0	0-0	0	0	0/0
9-10-22	at West Virginia	2-1-3	0-0	0-0	0	0	0/0
9-17-22	at Houston	1-0-1	0-0	0-0	0	0	0/0
9-24-22	Duke	3-1-4	0-0	0-0	0	1	0/0
10-1-22	Iowa State	2-2-4	0-0	0-0	0	0	0/0
10-8-22	TCU	1-1-2	0-0	0-0	0	0	0/0
10-15-22	at Oklahoma	3-3-6	0-0	0-0	0	0	0/0
10-22-22	at Baylor	7-4-11	0-0	0-0	0	0	0/0
11-5-22	Oklahoma State	1-1-2	0-0	0-0	0	0	0/0
11-12-22	at Texas Tech	1-0-1	0-0	0-0	0	0	0/0
<b>2022</b>		<b>21-11-32</b>	<b>0-0</b>	<b>0-0</b>	<b>0</b>	<b>0</b>	<b>0/0</b>
<b>Career</b>		<b>21-11-32</b>	<b>0-0</b>	<b>0-0</b>	<b>0</b>	<b>1</b>	<b>0/0</b>

**Career Highs:** Tackles - 11 (at Baylor, 10-22-22), Pass deflections - 1 (vs. Duke 9-24-22).

5



## DOUGLAS EMI LIEN

Wide Receiver | 6'1" | 190 | TR | RS-Sophomore  
Fort Lauderdale, Fla. | American Heritage HS/Minnesota

### Notables:

- Transferred to Kansas from Minnesota, following his redshirt freshman campaign.
- Appeared in two games in 2021 for the Golden Gophers, playing against Colorado and Northwestern.
- Earned Academic All-Big Ten honors in 2021.

### Career Receiving Stats

Date	Opponent	No.	Yds.	TD	Avg.
10-1-22	Iowa State	1	11	0	11.0
<b>2022</b>		<b>1</b>	<b>11</b>	<b>0</b>	<b>11.0</b>
<b>Career</b>		<b>1</b>	<b>11</b>	<b>0</b>	<b>11.0</b>

**Career Highs:** Receptions - 1 (vs. Iowa State, 10-1-22), Yards - 11 (vs. Iowa State, 10-1-22)

5



## O.J. BURROUGHS

Safety | 5'10" | 185 | 1L | Sophomore  
Savannah, Ga. | IMG Academy

### Notables:

- Played in all 12 games for the Jayhawks as a true freshman, finishing the season with 26 tackles and an interception at Texas.
- Recorded two pass breakups and one forced fumble in 2021.
- Career-high of five tackles came against Baylor.

### Career Defensive Stats

Date	Opponent	UA-At-TT	TFL	Sack	Int.	PD	FF/R
9-3-21	South Dakota	2-0-2	0-0	0-0	0	1	0/0
9-18-21	Baylor	4-1-5	0-0	0-0	0	0	1/0
9-25-21	at Duke	2-1-5	0-0	0-0	0	0	0/0
10-2-21	at Iowa State	1-0-1	0-0	0-0	0	0	0/0
10-16-21	Texas Tech	2-0-2	0-0	0-0	0	0	0/0
10-23-21	Oklahoma	1-1-2	0-0	0-0	0	0	0/0
10-30-21	at Oklahoma State	0-1-1	0-0	0-0	0	0	0/0
11-6-21	Kansas State	4-0-4	0-0	0-0	0	1	0/0
11-13-21	at Texas	4-0-4	0-0	0-0	1	0	0/0
11-20-21	at TCU	2-0-2	0-0	0-0	0	0	0/0
<b>2021</b>		<b>22-4-26</b>	<b>0-0</b>	<b>0-0</b>	<b>1</b>	<b>2</b>	<b>1/0</b>
9-2-22	Tennessee Tech	1-0-1	0-0	0-0	0	0	0/0
9-10-22	at West Virginia	3-0-3	0-0	0-0	0	0	0/0
9-17-22	at Houston	1-0-1	0-0	0-0	0	0	0/0
9-24-22	Duke	5-0-5	0-0	0-0	0	0	0/0
10-1-22	Iowa State	3-0-3	0-0	0-0	0	1	0/0
10-8-22	TCU	2-3-5	0.5-1	0-0	1	0	0/0
10-15-22	at Oklahoma	3-3-6	0-0	0-0	0	0	0/0
10-22-22	at Baylor	3-0-3	0-0	0-0	0	1	0/0
11-12-22	at Texas Tech	3-0-3	0-0	0-0	0	1	0/0
<b>2022</b>		<b>21-6-27</b>	<b>0.5-1</b>	<b>0-0</b>	<b>1</b>	<b>3</b>	<b>0/0</b>
<b>Career</b>		<b>43-10-53</b>	<b>0.5-1</b>	<b>0-0</b>	<b>2</b>	<b>5</b>	<b>1/0</b>

**Career Highs:** Tackles - 6 (at Oklahoma, 10-16-22), Forced Fumbles - 1 (vs. Baylor, 9-18-21), Pass deflections - 1 (Five Times, MR at Texas Tech, 11-12-22), Interceptions - 1 (at Texas, 11-13-21).

6



## TAIWAN BERRYHILL

Linebacker | 6'2" | 225 | 2L | Junior  
New Orleans, La. | St. Augustine HS

### Notables:

- Recorded his first tackle-for-loss in the season-opener against Tennessee Tech.
- Saw playing time in all 12 of KU's games as a sophomore, while starting the first four games.
- Recorded 32 tackles (15 solo, 17 assisted) in 2021.
- Played in the final five games as a true freshman, making his first-career start at Texas Tech.

### Career Defensive Stats

Date	Opponent	UA-At-TT	TFL	Sack	Int.	PD	FF/R
10-31-20	Iowa State	1-0-1	0-0	0-0	0	0	0/0
11-7-20	at Oklahoma	0-1-1	0-0	0-0	0	0	0/0
11-28-20	TCU	2-0-2	0-0	0-0	0	0	0/0
12-5-20	at Texas Tech	0-1-1	0-0	0-0	0	0	0/0
<b>2020</b>		<b>3-2-5</b>	<b>0-0</b>	<b>0-0</b>	<b>0</b>	<b>0</b>	<b>0/0</b>
9-3-21	South Dakota	2-0-2	0-0	0-0	0	0	0/0
9-10-21	at Coastal Carolina	2-2-4	0-0	0-0	0	0	0/0
9-25-21	at Duke	2-4-6	0-0	0-0	0	0	0/0
10-16-21	Texas Tech	1-3-4	0-0	0-0	0	0	0/0
10-23-21	Oklahoma	0-2-2	0-0	0-0	0	0	0/0
10-30-21	at Oklahoma State	2-2-4	0-0	0-0	0	0	0/0
11-6-21	Kansas State	1-0-1	0-0	0-0	0	0	0/0
11-20-21	at TCU	2-2-4	0-0	0-0	0	0	0/0
11-27-21	West Virginia	0-1-1	0-0	0-0	0	0	0/0
<b>2021</b>		<b>15-17-32</b>	<b>0-0</b>	<b>0-0</b>	<b>0</b>	<b>0</b>	<b>0/0</b>
9-2-22	Tennessee Tech	3-0-3	1-2	0-0	0	0	0/0
9-10-22	at West Virginia	0-3-3	0.5-3	0-0	0	0	0/0
9-17-22	at Houston	2-1-3	1.0-3	1.0-3	0	0	0/0
10-1-22	Iowa State	2-1-3	1.0-10	1.0-10	0	0	0/0
10-8-22	TCU	1-2-3	0-0	0-0	0	0	0/0
10-15-22	at Oklahoma	3-3-6	0-0	0-0	0	0	0/0
10-22-22	at Baylor	1-2-3	1.0-3	0-0	0	0	0/0
11-5-22	Oklahoma State	1-0-1	0-0	0-0	0	0	0/0
11-12-22	at Texas Tech	7-1-8	1.0-3	0-0	0	0	0/0
<b>2022</b>		<b>20-13-33</b>	<b>4.5-21</b>	<b>2.0-13</b>	<b>0</b>	<b>0</b>	<b>0/0</b>
<b>Career</b>		<b>38-32-70</b>	<b>4.5-21</b>	<b>2.0-13</b>	<b>0</b>	<b>0</b>	<b>0/0</b>

**Career Highs:** Tackles - 8 (at Texas Tech, 11-12-22), Tackles-for-Loss - 1 (Four Times, MR at Texas Tech, 11-12-22), Sacks - 1 (Two Times, MR vs. Iowa State, 10-1-22)

6



## JALON DANIELS

Quarterback | 6'0" | 215 | 2L | Junior  
Lawndale, Calif. | Lawndale HS

### Notables:

- Played in six games as a sophomore, starting the last three for the Jayhawks. Completed 81-of-117 for 860 yards and 7 interceptions in 2021.
- Led Kansas to a 57-56 overtime at Texas, completing 21-of-30 for 202 yards and three touchdowns. Was named an AllState Sugar Bowl Manning Award Star of the Week.
- Started in six games as a true freshman in 2020, making his first-career start at Baylor at 17 years old.

### Career Passing Stats

Date	Opponent	Cmp.-Att.	Pct.	Yds.	TD	Int	Rate
9-12-20	Coastal Carolina	1-2	50.0	13	0	0	104.6
9-26-20	at Baylor	19-33	57.6	159	0	0	98.0
10-3-20	Oklahoma State	3-5	60.0	2	0	0	63.4
10-24-20	at Kansas State	22-39	56.4	207	0	1	95.9
10-31-20	Iowa State	16-29	55.2	165	0	1	96.1
11-7-20	at Oklahoma	11-31	35.5	115	0	2	53.7
11-28-20	TCU	4-13	30.8	57	1	0	93.0
<b>2020</b>		<b>76-152</b>	<b>50.0</b>	<b>718</b>	<b>1</b>	<b>4</b>	<b>86.6</b>
9-10-21	at Coastal Carolina	3-5	60.0	49	0	0	142.3
9-18-21	Baylor	0-1	0.0	0	0	0	0.0
11-6-21	Kansas State	13-19	68.4	105	1	0	132.2
11-13-21	at Texas	21-30	70.0	202	3	0	159.6
11-20-21	at TCU	22-30	73.3	255	2	1	160.1
11-27-21	West Virginia	22-32	68.8	249	1	2	131.9
<b>2021</b>		<b>81-117</b>	<b>69.2</b>	<b>860</b>	<b>7</b>	<b>3</b>	<b>145.6</b>
9-2-22	Tennessee Tech	15-18	83.3	189	1	1	178.8
9-10-22	at West Virginia	18-29	62.1	219	3	0	159.6
9-17-22	at Houston	14-23	60.9	158	3	0	161.6
9-24-22	Duke	19-23	82.6	324	4	0	258.3
10-1-22	Iowa State	7-14	50.0	93	0	0	105.8
10-8-22	TCU	5-10	50.0	89	0	0	124.8
<b>2022</b>		<b>78-117</b>	<b>66.7</b>	<b>1,072</b>	<b>11</b>	<b>1</b>	<b>172.9</b>
<b>Career</b>		<b>235-386</b>	<b>60.1</b>	<b>2,650</b>	<b>19</b>	<b>8</b>	<b>130.6</b>

**Career Highs:** Completions - 22 (Three Times, MR vs. West Virginia, 11-27-21), Attempts - 39 (at Kansas State, 10-24-20), Yards - 324 (vs. Duke, 9-24-22), Touchdowns - 4 (vs. Duke, 9-24-22), Rating - 258.3 (vs. Duke, 9-24-22), Long - 73 (vs. Duke, 9-24-22).

### Career Rushing Stats

Date	Opponent	No.	Yds.	TD	Avg.
9-12-20	Coastal Carolina	2	-7	0	-3.5
9-26-20	at Baylor	14	23	0	1.6
10-3-20	vs. Oklahoma State	4	4	0	1.0
10-24-20	at Kansas State	17	27	2	1.6
10-31-20	Iowa State	16	36	1	2.3
11-7-20	at Oklahoma	16	-43	0	-2.7
11-28-20	TCU	5	-16	0	-3.2
<b>2020</b>		<b>74</b>	<b>24</b>	<b>3</b>	<b>0.3</b>
9-10-21	at Coastal Carolina	2	-11	0	-5.5
11-6-21	Kansas State	2	3	0	1.5
11-13-21	at Texas	11	45	1	4.1
11-20-21	at TCU	6	37	1	6.2
11-27-21	West Virginia	12	9	1	0.8
<b>2021</b>		<b>33</b>	<b>83</b>	<b>3</b>	<b>2.5</b>
9-2-22	Tennessee Tech	3	29	1	9.7
9-10-22	at West Virginia	12	86	0	7.1
9-17-22	at Houston	12	130	2	10.2
9-24-22	Duke	11	83	1	7.5
10-1-22	Iowa State	8	9	1	1.1
10-8-22	TCU	7	6	0	0.9
<b>2022</b>		<b>53</b>	<b>342</b>	<b>5</b>	<b>6.5</b>
<b>Career</b>		<b>160</b>	<b>449</b>	<b>11</b>	<b>2.8</b>

**Career Highs:** Rushes - 17 (at Kansas State, 10-24-20), Yards - 130 (at Houston, 9-17-22), Touchdowns - 2 (Two Times, MR at Houston, 9-17-22).

7



## LORENZO McCASKILL

Linebacker | 6'0" | 220 | TR | Super-Senior  
Detroit, Mich. | Southfield A&T/Louisiana

### Notables:

- Made his KU debut against Tennessee Tech, recording three tackles.
- Transferred to Kansas following his redshirt senior season at Louisiana, where he recorded a team-high 84 tackles in 2021. Was named Second Team All-Sun Belt Conference honors in 2021.
- As a redshirt junior in 2020, earned Third Team All-Sun Belt Conference honors, totaling 83 tackles in 11 games.

### Career Defensive Stats

Date	Opponent	UA-At-TT	TFL	Sack	Int.	PD	FF/R
9-2-22	Tennessee Tech	2-1-3	0-0	0-0	0	0	0/0
9-10-22	at West Virginia	1-0-1	0-0	0-0	0	0	0/0
9-24-22	Duke	1-0-1	0-0	0-0	0	0	0/0
10-1-22	Iowa State	0-1-1	0-0	0-0	0	0	0/0
10-8-22	TCU	0-1-1	0-0	0-0	0	0	0/0
10-15-22	at Oklahoma	7-4-11	0.5-1	0-0	0	0	0/0
10-22-22	at Baylor	1-4-5	0-0	0-0	0	0	0/0
11-5-22	Oklahoma State	4-1-5	0-0	0-0	0	1	0/1
11-12-22	at Texas Tech	1-2-3	0-0	0-0	0	0	0/0
<b>2022</b>		<b>17-14-31</b>	<b>0.5-1</b>	<b>0-0</b>	<b>0</b>	<b>1</b>	<b>0/1</b>
<b>Career</b>		<b>17-14-31</b>	<b>0.5-1</b>	<b>0-0</b>	<b>0</b>	<b>1</b>	<b>0/1</b>

**Career Highs:** Tackles - 11 (at Oklahoma, 10-16-22), Tackles-for-loss - 0.5 (at Oklahoma, 10-16-22), Pass deflections - 1 (vs. Oklahoma State, 11-5-22), Fumble recoveries - 1 (vs. Oklahoma State, 11-5-22)

7



## TREVOR WILSON

Wide Receiver | 5'11" | 195 | 1L | RS-Junior  
Tallahassee, Fla. | Amos P. Godby HS

### Notables:

- Saw playing time in all 12 games for the Jayhawks, while starting seven games in 2021.
- Recorded a career-high five catches for 122 yards at Duke.
- Transferred to Kansas from Buffalo, where he played in seven games in 2020, recording 16 catches for 319 yards and three touchdowns.

### Career Receiving Stats

Date	Opponent	No.	Yds.	TD	Avg.
9-3-21	South Dakota	5	50	0	10.0
9-10-21	at Coastal Carolina	1	39	0	39.0
9-18-21	Baylor	1	5	1	5.0
9-25-21	at Duke	5	122	0	24.4
10-2-21	at Iowa State	3	55	0	18.3
10-16-21	Texas Tech	2	16	0	8.0
10-30-21	at Oklahoma State	2	4	0	4.0
11-6-21	Kansas State	4	53	0	13.3
11-13-21	at Texas	2	12	0	6.0
11-27-21	West Virginia	2	8	0	4.0
<b>2021</b>		<b>27</b>	<b>364</b>	<b>1</b>	<b>13.5</b>
10-22-22	at Baylor	2	52	0	26.0
<b>2022</b>		<b>2</b>	<b>52</b>	<b>0</b>	<b>26.0</b>
<b>Career</b>		<b>29</b>	<b>416</b>	<b>1</b>	<b>14.3</b>

**Career Highs:** Receptions - 5 (Two Times, MR at Duke, 9-25-21), Yards - 122 (at Duke, 9-25-21), Touchdowns - 1 (vs. Baylor, 9-18-21), Long - 45 (at Duke, 9-25-21).

### Career Passing Stats

Date	Opponent	Cmp.-Att.	Pct.	Yds.	TD	Int.	Rate
11-13-21	at Texas	0-1	0.0	0	0	0	0.0
11-20-21	at TCU	0-1	0-0	0	0	0	0.0
<b>2021</b>		<b>0-2</b>	<b>0.0</b>	<b>0</b>	<b>0</b>	<b>0</b>	<b>0.0</b>
<b>Career</b>		<b>0-2</b>	<b>0.0</b>	<b>0</b>	<b>0</b>	<b>0</b>	<b>0.0</b>

### Career Rushing Stats

Date	Opponent	No.	Yds.	TD	Avg.
9-18-21	Baylor	1	14	0	14.0
10-16-21	Texas Tech	1	4	0	4.0
10-23-21	Oklahoma	2	4	0	2.0
11-13-21	at Texas	1	3	0	3.0
11-27-21	West Virginia	2	17	0	8.5
<b>2021</b>		<b>7</b>	<b>42</b>	<b>0</b>	<b>6.0</b>
<b>Career</b>		<b>7</b>	<b>42</b>	<b>0</b>	<b>6.0</b>

**Career Highs:** Rushes - 2 (vs. West Virginia, 11-27-21), Yards - 17 (vs. West Virginia, 11-27-21)

8



## KWINTON LASSITER

Cornerback | 5'11" | 185 | RS | RS-Junior  
Chandler, Ariz. | Free State HS/Butler CC

### Notables:

- Made his first-career tackles in the season-opener against Tennessee Tech.
- Played in two games during the 2021 season, recording four tackles.
- Older brother, Kwamie, plays in the NFL for the Cincinnati Bengals following his career at KU (2016-21).
- Son of the late Kwamie Lassiter, who played at KU from 1992-94, helping lead the Jayhawks to a win in the 1992 Aloha Bowl. Father played in the NFL for the Arizona Cardinals (1995-2002), San Diego Chargers (2003) and St. Louis Rams (2004).

### Career Defensive Stats

Date	Opponent	UA-At-TT	TFL	Sack	Int.	PD	FF/R
9-2-22	Tennessee Tech	1-0-1	0-0	0-0	0	0	0/0
<b>2022</b>		<b>1-0-1</b>	<b>0-0</b>	<b>0-0</b>	<b>0</b>	<b>0</b>	<b>0/0</b>
<b>Career</b>		<b>1-0-1</b>	<b>0-0</b>	<b>0-0</b>	<b>0</b>	<b>0</b>	<b>0/0</b>

**Career Highs:** Tackles - 1 (vs. Tennessee Tech, 9-3-22).

8



## KY THOMAS

Running Back | 5'11" | 200 | TR | RS-Sophomore  
Topeka, Kan. | Topeka HS/Minnesota

### Notables:

- Transferred to Kansas following his freshman campaign at Minnesota, where he led the Gophers in rushing attempts (166), rushing yards (826) and tied for the team lead in rushing touchdowns (6).
- In the Guaranteed Rate Bowl against West Virginia, he carried 21 times for 144 yards and a touchdown, earning Offensive MVP honors.

### Career Rushing Stats

Date	Opponent	No.	Yds.	TD	Avg.
9-2-22	Tennessee Tech	7	19	0	2.7
9-10-22	at West Virginia	2	4	0	2.0
9-17-22	at Houston	2	6	0	3.0
10-8-22	TCU	6	19	0	3.2
10-15-22	at Oklahoma	9	18	1	2.0
11-5-22	Oklahoma State	10	34	0	3.4
11-12-22	at Texas Tech	1	40	0	40.0
<b>2022</b>		<b>37</b>	<b>140</b>	<b>1</b>	<b>3.8</b>
<b>Career</b>		<b>37</b>	<b>140</b>	<b>1</b>	<b>3.8</b>

**Career Highs:** Rushes - 10 (vs. Oklahoma State, 11-5-22), Yards - 40 (at Texas Tech, 11-12-22), Touchdowns - 1 (at Oklahoma, 10-16-22).

### Career Receiving Stats

Date	Opponent	No.	Yds.	TD	Avg.
9-17-22	at Houston	1	2	0	2.0
10-8-22	TCU	1	1	0	1.0
<b>2022</b>		<b>2</b>	<b>3</b>	<b>0</b>	<b>1.5</b>
<b>Career</b>		<b>2</b>	<b>3</b>	<b>0</b>	<b>1.5</b>

**Career Highs:** Receptions - 1 (Two Times, MR vs. TCU, 10-8-22), Yards - 2 (at Houston, 9-17-22)

9



## JASON BEAN

Quarterback | 6'3" | 200 | 1L | RS-Senior  
Mansfield, Texas | Lake Ridge HS

### Notables:

- Appeared in the season-opener against Tennessee Tech, completing one pass for 16 yards.
- Started the first nine games of the 2021 season, completing 102-of-182 passes for 1,252 yards, six touchdowns, while rushing 92 times for 400 yards and two touchdowns.
- Set a career-high 323 passing yards at Duke, completing 19-of-32 for two touchdowns.
- Ran for a career-high 102 yards and two touchdowns at Coastal Carolina.
- Transferred to Kansas from North Texas after his redshirt sophomore season.

### Career Passing Stats

Date	Opponent	Cmp.-Att.	Pct.	Yds.	TD	Int	Rate
9-3-21	South Dakota	17-26	65.4	163	2	0	143.4
9-10-21	at Coastal Carolina	12-23	52.2	189	0	0	121.2
9-18-21	Baylor	8-17	47.1	57	1	0	94.6
9-25-21	at Duke	19-32	59.4	323	2	2	152.3
10-2-21	at Iowa State	10-20	50.0	120	0	1	90.4
10-16-21	Texas Tech	11-21	52.4	80	0	1	74.9
10-23-21	Oklahoma	17-23	73.9	246	1	0	178.1
10-30-21	at Oklahoma State	3-10	30.0	10	0	2	-1.6
11-6-21	Kansas State	5-9	55.6	64	0	0	115.3
<b>2021</b>		<b>102-181</b>	<b>56.4</b>	<b>1,252</b>	<b>6</b>	<b>6</b>	<b>118.8</b>
9-2-22	Tennessee Tech	1-1	100.0	16	0	0	234.4
10-1-22	Iowa State	1-1	100.0	8	0	0	167.2
10-8-22	TCU	16-24	66.7	262	4	1	205.0
10-15-22	at Oklahoma	16-27	59.3	265	4	2	175.8
10-22-22	at Baylor	16-27	59.3	232	1	0	143.7
11-5-22	Oklahoma State	18-23	78.3	203	2	0	181.1
11-12-22	at Texas Tech	17-28	60.7	270	3	1	169.9
<b>2022</b>		<b>85-131</b>	<b>64.9</b>	<b>1,238</b>	<b>14</b>	<b>4</b>	<b>174.6</b>
<b>Career</b>		<b>187-312</b>	<b>59.9</b>	<b>2,608</b>	<b>20</b>	<b>10</b>	<b>140.2</b>

**Career Highs:** Completions - 19 (at Duke, 9-25-21), Attempts - 32 (at Duke, 9-25-21), Yards - 323 (at Duke, 9-25-21), Touchdowns - 4 (Two Times, MR at Oklahoma, 10-16-22), Rate - 205.0 (vs. TCU, 10-8-22).

### Career Rushing Stats

Date	Opponent	No.	Yds.	TD	Avg.
9-3-2021	South Dakota	15	54	0	3.6
9-10-21	at Coastal Carolina	13	102	2	7.8
9-18-21	Baylor	12	62	0	5.2
9-25-21	at Duke	15	51	0	3.6
10-2-21	at Iowa State	5	19	0	3.8
10-16-21	Texas Tech	5	14	0	2.8
10-21-21	Oklahoma	14	59	0	4.2
10-30-21	at Oklahoma State	9	24	0	2.7
11-6-21	Kansas State	3	13	0	4.3
11-20-21	at TCU	1	1	0	1.0
<b>2021</b>		<b>92</b>	<b>402</b>	<b>2</b>	<b>4.4</b>
9-2-22	Tennessee Tech	2	16	1	8.0
9-24-22	Duke	1	1	0	1.0
10-1-22	Iowa State	2	2	0	1.0
10-8-22	TCU	7	34	0	4.9
10-15-22	at Oklahoma	10	41	0	4.1
10-22-22	at Baylor	8	25	1	3.1
11-5-22	Oklahoma State	4	93	1	23.2
11-12-22	at Texas Tech	4	10	1	2.5
<b>2022</b>		<b>38</b>	<b>222</b>	<b>4</b>	<b>5.8</b>
<b>Career</b>		<b>120</b>	<b>581</b>	<b>6</b>	<b>4.8</b>

**Career Highs:** Rushes - 15 (Two Times, MR at Duke, 9-25-21), Yards - 102 (at Coastal Carolina, 9-10-21), Touchdowns - 2 (at Coastal Carolina, 9-10-21).

10



## JAYSON GILLIOM

Safety | 6'2" | 210 | 1L | Sophomore  
Suwanee, Ga. | North Gwinnett HS

### Notables:

- Played in all 12 games, while starting three, as a true freshman in 2021. Recorded 18 tackles, including 14 solo, in his first year as a Jayhawk.
- Recorded a career-high five tackles in the season finale against West Virginia, while recording one pass breakup.

### Career Defensive Stats

Date	Opponent	UA-At-TT	TFL	Sack	Int.	PD	FF/R
9-3-21	South Dakota	2-0-2	0-0	0-0	0	0	0/0
9-18-21	Baylor	1-0-1	0-0	0-0	0	0	0/0
10-2-21	at Iowa State	1-0-1	0-0	0-0	0	0	0/0
10-16-21	Texas Tech	1-1-2	0-0	0-0	0	0	0/0
10-23-21	Oklahoma	1-0-1	0-0	0-0	0	0	0/0
10-30-21	at Oklahoma State	2-0-2	0-0	0-0	0	0	0/0
11-6-21	Kansas State	1-0-1	0-0	0-0	0	0	0/0
11-13-21	at Texas	1-0-1	0-0	0-0	0	0	0/0
11-20-21	at TCU	2-0-2	0-0	0-0	0	0	0/0
11-27-21	West Virginia	3-2-5	0-0	0-0	0	1	0/0
<b>2021</b>		<b>15-3-18</b>	<b>0-0</b>	<b>0-0</b>	<b>0</b>	<b>1</b>	<b>0/0</b>
<b>Career</b>		<b>15-3-18</b>	<b>0-0</b>	<b>0-0</b>	<b>0</b>	<b>1</b>	<b>0/0</b>

**Career Highs:** Tackles - 3 (vs. West Virginia, 11-27-21), Pass breakups - 1 (vs. West Virginia, 11-27-21).

11



## EDDIE WILSON

Defensive Line | 6'4" | 315 | 1L | Super-Senior  
Jersey City, N.J. | Milford Academy/Bufalo

### Notables:

- Saw game action in 11 out of 12 games in 2021, starting the first two of the season
- Recorded 12 tackles (six solo, six assisted) during his first season in Lawrence.
- Transferred to Kansas from Buffalo after his junior season, where he started 23 career games, totaling 63 tackles as a Bull.

### Career Defensive Stats

Date	Opponent	UA-At-TT	TFL	Sack	Int.	PD	FF/R
9-3-21	South Dakota	2-1-3	0-0	0-0	0	0	0/0
9-10-21	at Coastal Carolina	0-2-2	0-0	0-0	0	0	0/0
9-18-21	Baylor	2-0-2	0-0	0-0	0	0	0/0
10-16-21	Texas Tech	1-1-2	0-0	0-0	0	0	0/0
10-30-21	at Oklahoma State	1-0-1	0-0	0-0	0	0	0/0
11-6-21	Kansas State	1-0-1	0-0	0-0	0	0	0/0
11-13-21	at Texas	0-1-1	0-0	0-0	0	0	0/0
<b>2021</b>		<b>6-6-12</b>	<b>0-0</b>	<b>0-0</b>	<b>0</b>	<b>0</b>	<b>0/0</b>
9-10-22	at West Virginia	2-0-2	0-0	0-0	0	0	0/0
9-17-22	at Houston	1-0-1	0-0	0-0	0	0	0/0
9-24-22	Duke	1-0-1	1.0-1	0-0	0	0	0/0
10-1-22	Iowa State	0-3-3	0-0	0-0	0	0	0/0
10-8-22	TCU	1-2-3	0.5-1	0-0	0	0	0/0
10-15-22	at Oklahoma	2-2-4	0-0	0-0	0	0	0/0
10-22-22	at Baylor	0-1-1	0-0	0-0	0	0	0/0
<b>2022</b>		<b>7-8-15</b>	<b>1.5-2</b>	<b>0-0</b>	<b>0</b>	<b>0</b>	<b>0/0</b>
<b>Career</b>		<b>13-14-27</b>	<b>1.5-2</b>	<b>0-0</b>	<b>0</b>	<b>0</b>	<b>0/0</b>

**Career Highs:** Tackles - 4 (at Oklahoma, 10-16-22), Tackles-for-loss - 1 (vs. Duke, 9-24-22)

11



## LUKE GRIMM

Wide Receiver | 6'0" | 190 | 2L | Junior  
Raymore, Mo. | Raymore-Peculiar HS

### Notables:

- Played in 10 games during his sophomore season in 2021, starting six games.
- Caught 22 passes for 349 yards and three touchdowns in 2021.
- Had a career day against West Virginia, catching four passes for 105 yards.
- As a true freshman, he played in six games, recording 19 receptions for 255 yards and two touchdowns.

### Career Receiving Stats

Date	Opponent	No.	Yds.	TD	Avg.
10-24-20	at Kansas State	1	28	0	28.0
10-31-20	Iowa State	4	53	0	13.3
11-7-20	at Oklahoma	4	61	0	15.3
11-28-20	TCU	4	72	2	18.0
12-5-20	at Texas Tech	6	41	0	6.8
<b>2020</b>		<b>19</b>	<b>255</b>	<b>2</b>	<b>13.4</b>
9-10-21	at Coastal Carolina	5	75	0	15.0
9-18-21	Baylor	2	25	0	12.5
10-2-21	at Iowa State	1	22	0	22.0
10-16-21	Texas Tech	3	33	1	11.0
10-23-21	Oklahoma	3	50	1	16.7
11-20-21	at TCU	4	39	1	9.8
11-27-21	West Virginia	4	105	0	26.3
<b>2021</b>		<b>22</b>	<b>349</b>	<b>3</b>	<b>15.9</b>
9-2-22	Tennessee Tech	2	27	0	13.5
9-10-22	at West Virginia	6	66	0	11.0
9-17-22	at Houston	2	6	1	3.0
9-24-22	Duke	5	63	1	12.6
10-1-22	Iowa State	4	46	0	11.5
10-8-22	TCU	6	73	1	12.2
10-15-22	at Oklahoma	1	19	0	19.0
11-5-22	Oklahoma State	7	65	0	9.3
11-12-22	at Texas Tech	3	21	1	7.0
<b>2022</b>		<b>36</b>	<b>386</b>	<b>4</b>	<b>10.7</b>
<b>Career</b>		<b>77</b>	<b>990</b>	<b>9</b>	<b>12.9</b>

**Career Highs:** Receptions - 7 (vs. Oklahoma State, 11-5-22), Yards - 105 (vs. West Virginia, 11-27-21), Touchdowns - 2 (vs. TCU, 11-28-20), Long - 48 (vs. TCU, 11-28-20).

### Career Rushing Stats

Date	Opponent	No.	Yds.	TD	Avg.
11-7-20	at Oklahoma	2	12	0	6.0
11-28-20	TCU	1	-2	0	-2.0
<b>2020</b>		<b>3</b>	<b>10</b>	<b>0</b>	<b>3.3</b>
<b>Career</b>		<b>3</b>	<b>10</b>	<b>0</b>	<b>3.3</b>

**Career Highs:** Rushes - 2 (at Oklahoma, 11-7-20), Yards - 12 (at Oklahoma, 11-7-20)

### Career Kick Return Stats

Date	Opponent	No.	Yds.	TD	Avg.
9-3-21	South Dakota	1	27	0	27.0
<b>2021</b>		<b>1</b>	<b>27</b>	<b>0</b>	<b>27.0</b>
<b>Career</b>		<b>1</b>	<b>27</b>	<b>0</b>	<b>27.0</b>

**Career Highs:** Returns - 1 (vs. South Dakota, 9-3-21), Yards - 27 (vs. South Dakota, 9-3-21).

12



## TRISTIAN FLETCHER

Linebacker | 6'0" | 225 | TR | Sophomore  
Cypress, Texas | Cy Ridge HS/Trinity Valley CC

### Notables:

- Transferred to Kansas following one year at Trinity Valley Community College.

### Career Defensive Stats

Date	Opponent	UA-At-TT	TFL	Sack	Int.	PD	FF/R
11-12-22	at Texas Tech	1-0-1	0-0	0-0	0	0	0/0
<b>2022</b>		<b>1-0-1</b>	<b>0-0</b>	<b>0-0</b>	<b>0</b>	<b>0</b>	<b>0/0</b>
<b>2022</b>		<b>1-0-1</b>	<b>0-0</b>	<b>0-0</b>	<b>0</b>	<b>0</b>	<b>0/0</b>

**Career Highs:** Tackles - 1 (at Texas Tech, 11-12-22).

12



## TORRY LOCKLIN

Running Back | 6'2" | 210 | 1L | RS-Junior  
Rockdale, Texas | Rockdale, Texas

### Notables:

- Played in nine out of 12 games for the Jayhawks in 2021. Had 36 carries for 117 yards and two touchdowns, also adding three receptions for 24 yards and a score.
- Scored a pair of touchdowns at Duke, both on the ground and in the air, the first of his career.

### Career Rushing Stats

Date	Opponent	No.	Yds.	TD	Avg.
10-19-19	at Texas	2	2	0	1.0
11-23-19	at Iowa State	1	2	0	2.0
<b>2019</b>		<b>3</b>	<b>4</b>	<b>0</b>	<b>1.3</b>
9-3-21	South Dakota	5	8	0	1.6
9-10-21	at Coastal Carolina	3	11	0	3.7
9-18-21	Baylor	2	0	0	0.0
9-25-21	at Duke	7	47	1	6.7
10-2-21	at Iowa State	12	39	1	3.3
10-16-21	Texas Tech	3	8	0	2.7
10-23-21	Oklahoma	3	3	0	1.0
10-30-21	at Oklahoma State	1	1	0	1.0
<b>2021</b>		<b>36</b>	<b>117</b>	<b>2</b>	<b>3.3</b>
9-2-22	Tennessee Tech	1	3	0	3.0
9-24-22	Duke	2	2	0	1.0
<b>2022</b>		<b>3</b>	<b>5</b>	<b>0</b>	<b>1.7</b>
<b>Career</b>		<b>42</b>	<b>126</b>	<b>2</b>	<b>3.0</b>

**Career Highs:** Rushes - 12 (at Iowa State, 10-2-21), Yards - 47 (at Duke, 9-25-21), Touchdowns - 1 (Two Times, MR at Iowa State, 10-2-21), Long - 36 (at Duke, 9-25-21).

### Career Receiving Stats

Date	Opponent	No.	Yds.	TD	Avg.
9-25-21	at Duke	1	20	1	20.0
10-2-21	at Iowa State	1	1	0	1.0
11-6-21	Kansas State	1	3	0	3.0
<b>2021</b>		<b>3</b>	<b>24</b>	<b>1</b>	<b>8.0</b>
<b>2022</b>		<b>1</b>	<b>3</b>	<b>0</b>	<b>3.0</b>
9-17-22	at Houston	1	60	1	60.0
10-15-22	at Oklahoma	1	8	0	8.0
<b>Career</b>		<b>4</b>	<b>32</b>	<b>1</b>	<b>8.0</b>

**Career Highs:** Receptions - 1 (Five Times, MR at Oklahoma, 10-16-22), Yards - 60 (at Houston, 9-17-22), Touchdowns - 1 (Two Times, MR at Houston, 9-17-22), Long - 60 (at Houston, 9-17-22).

13



## JORDAN PRESTON

Quarterback | 5'10" | 200 | RS | RS-Junior  
Lawrence, Kan. | Mill Valley HS

### Notables:

- Played HS football at Lawrence Free State before transferring to Mill Valley. Led the Jaguars to a 7-4 record in 2018, behind 150 completions on 267 attempts for 1,872 yards for 12 touchdowns.

13



## ERIQ GILYARD

Linebacker | 5'11" | 230 | TR | RS-Senior  
Jacksonville, Fla. | Trinity Christian Academy/UCF

### Notables:

- Made his KU debut against Tennessee Tech, recording five tackles, a tackle-for-loss and an interception.
- Played in 38 total games at Central Florida, totaling 199 tackles, 18.5 tackles-for-loss, three forced fumbles, two interceptions and one sack.
- Made 23 starts for the Knights over four seasons
- In 2020, totaled a career-high 8.5 tackles-for-loss to go with 59 total tackles and three forced fumbles.

### Career Defensive Stats

Date	Opponent	UA-At-TT	TFL	Sack	Int.	PD	FF/R
9-2-22	Tennessee Tech	4-1-5	1.0-1	0-0	1	0	0/0
9-10-22	at West Virginia	1-2-3	0-0	0-0	0	0	0/0
9-17-22	at Houston	1-0-1	0-0	0-0	0	0	0/0
9-24-22	Duke	1-0-1	0-0	0-0	0	0	0/0
10-1-22	Iowa State	1-1-2	0-0	0-0	0	0	0/0
10-8-22	TCU	2-0-2	0-0	0-0	0	1	0/0
10-15-22	at Oklahoma	0-1-1	0-0	0-0	0	0	0/0
10-22-22	at Baylor	3-1-4	0-0	0-0	0	0	0/0
11-5-22	Oklahoma State	1-0-1	0-0	0-0	0	0	0/0
11-12-22	at Texas Tech	1-0-1	0-0	0-0	0	0	0/0
<b>2022</b>		<b>15-6-21</b>	<b>1.0-1</b>	<b>0-0</b>	<b>1</b>	<b>1</b>	<b>0/0</b>
<b>Career</b>		<b>15-6-21</b>	<b>1.0-1</b>	<b>0-0</b>	<b>1</b>	<b>1</b>	<b>0/0</b>

**Career Highs:** Tackles - 5 (vs. Tennessee Tech, 9-3-22), Tackles-for-loss - 1 (vs. Tennessee Tech, 9-3-22), Interceptions - 1 (vs. Tennessee Tech, 9-3-22).

14



## JALEN DYE

Safety | 6'0" | 185 | TR | Sophomore  
San Diego, Calif. | Cathedral Catholic HS/Palomar

### Notables:

- Transferred to Kansas from Palomar College, where he played his freshman season.
- At Palomar, he earned first team all-conference honors and was named the defensive MVP of team's bowl game.
- Finished the season with 52 tackles, four interceptions, four pass breakups and one forced fumble.
- Son of Jermaine and Tricia Dye, father Jermaine played 14 years of Major League Baseball, including five seasons with the Kansas City Royals.

14



## KAI KUNZ

Quarterback | 6'2" | 200 | HS | Freshman  
Wichita, Kan. | Andover Central HS

### Notables:

- Prepped at Andover Central High School, where he helped lead team to Class 4A state championship game as a senior.
- Was a First Team All-State as a senior, AVCTL All-League, Blue-Grey All-American selection. Threw for 2,512 yards his senior season, which marked the most yards in a season in school history.

15



## ETHAN VASKO

Quarterback | 6'4" | 200 | HS | Freshman  
Chesapeake, Va. | Oscar F. Smith HS

### Notables:

- Was a 247 Sports 3-star recruit from Oscar Smith high school, where he led them to three state championship games and back-to-back state championships.
- Broke the Virginia High School record with 10 touchdowns in a single game.
- Totaled a 35-3 record as a starting quarterback with 9,203 total yards and 134 total touchdowns.

### Career Passing Stats

Date	Opponent	Cmp.-Att.	Pct.	Yds.	TD	Int	Rate
11-12-22	at Texas Tech	3-5	60.0	13	0	0	81.8
<b>2022</b>		<b>3-5</b>	<b>60.0</b>	<b>13</b>	<b>0</b>	<b>0</b>	<b>81.8</b>
<b>Career</b>		<b>3-5</b>	<b>60.0</b>	<b>13</b>	<b>0</b>	<b>0</b>	<b>81.8</b>

**Career Highs:** Completions - 3 (at Texas Tech, 11-12-22), Attempts - 5 (at Texas Tech, 11-12-22), Yards - 13 (at Texas Tech, 11-12-22).

### Career Rushing Stats

Date	Opponent	No.	Yds.	TD	Avg.
11-12-22	at Texas Tech	2	6	0	3.0
<b>2022</b>		<b>2</b>	<b>6</b>	<b>0</b>	<b>3.0</b>
<b>Career</b>		<b>2</b>	<b>6</b>	<b>0</b>	<b>3.0</b>

**Career Highs:** Rushes - 2 (at Texas Tech, 11-12-22), Yards - 6 (at Texas Tech, 11-12-22).

15



## CRAIG YOUNG

Linebacker | 6'3" | 225 | TR | RS-Junior  
Fort Wayne, Ind. | Wayne HS/Ohio State

### Notables:

- Made his KU debut against Tennessee Tech, recording two tackles.
- Transferred to Kansas from Ohio State after his junior season, where he played in 12 games for the Buckeyes with 15 tackles, nine solo.
- Had a 70-yard interception return for a touchdown against Maryland.

### Career Defensive Stats

Date	Opponent	UA-At-TT	TFL	Sack	Int.	PD	FF/R
9-2-22	Tennessee Tech	1-1-2	0-0	0-0	0	0	0/0
9-10-22	at West Virginia	2-5-7	0-0	0-0	0	2	0/0
9-17-22	at Houston	7-0-7	1.0-2	1.0-2	0	0	0/0
9-24-22	Duke	4-1-5	0-0	0-0	0	0	0/0
10-1-22	Iowa State	5-0-5	1.0-8	1.0-8	0	0	0/0
10-8-22	TCU	4-1-5	1.0-3	0-0	0	0	0/0
10-15-22	at Oklahoma	2-1-3	1.0-6	1.0-6	0	0	0/0
10-22-22	at Baylor	2-2-4	0-0	0-0	1	0	0/0
11-5-22	Oklahoma State	4-1-5	0.5-2	0.5-2	0	0	0/0
11-12-22	at Texas Tech	3-1-4	0-0	0-0	0	0	0/0
<b>2022</b>		<b>34-13-47</b>	<b>4.5-21</b>	<b>3.5-18</b>	<b>1</b>	<b>2</b>	<b>0/0</b>
<b>Career</b>		<b>34-13-47</b>	<b>4.5-21</b>	<b>3.5-18</b>	<b>1</b>	<b>2</b>	<b>0/0</b>

**Career Highs:** Tackles - 7 (Two Times, MR at Houston, 9-17-22), Pass Deflections - 2 (at West Virginia, 9-10-22), Sacks - 1.0 (Three Times, MR at Oklahoma, 10-16-22), Interceptions - 1 (at Baylor, 10-22-22)

16



## BEN EASTER

Quarterback | 6'3" | 215 | RS | RS-Freshman  
Brownsburg, Ind. | Brownsburg HS

### Notables:

- Redshirted his first season at KU.
- Came to Kansas from Brownsburg HS as a three-star recruit by Rivals and 247 Sports.
- Threw for 1,842 yards and 13 touchdowns as a senior, leading Brownsburg to a 8-2 record an No. 5 ranking in the state.

16



## SHAAD DABNEY

Cornerback | 5'10" | 190 | 1L | Sophomore  
Atlanta, Ga. | Cherokee Bluff HS

### Notables:

- Saw action in 11 of 12 games as a true freshman, recording eight tackles and two pass deflections.
- Recorded his first-career start at Oklahoma State, recording a career-high four tackles.

### Career Defensive Stats

Date	Opponent	UA-A-TT	TFL	Sack	Int.	PD	FF/R
9-18-21	Baylor	1-0-1	0-0	0-0	0	0	0/0
10-2-21	at Iowa State	1-0-1	0-0	0-0	0	0	0/0
10-16-21	Texas Tech	1-0-1	0-0	0-0	0	0	0/0
10-30-21	at Oklahoma State	4-0-4	0-0	0-0	0	2	0/0
11-6-21	Kansas State	1-0-1	0-0	0-0	0	0	0/0
<b>2021</b>		<b>8-0-8</b>	<b>0-0</b>	<b>0-0</b>	<b>0</b>	<b>2</b>	<b>0/0</b>
9-2-22	Tennessee Tech	0-1-1	0-0	0-0	0	0	0/0
10--8-22	TCU	1-0-1	0-0	0-0	0	0	0/0
<b>2022</b>		<b>1-1-2</b>	<b>0-0</b>	<b>0-0</b>	<b>0</b>	<b>0</b>	<b>0/0</b>
<b>Career</b>		<b>9-1-10</b>	<b>0-0</b>	<b>0-0</b>	<b>0</b>	<b>2</b>	<b>0/0</b>

**Career Highs:** Tackles - 4 (at Oklahoma State, 10-30-21), Pass deflections - 2 (at Oklahoma State, 10-30-21).

17



## MONTE' MCGARY

Cornerback | 6'0" | 190 | TR | Super-Senior  
Omaha, Neb. | Omaha South Magnet HS | Utah State

### Notables:

- Transferred to Kansas from Utah State, where he recorded 24 tackles, including 13 solo stops.
- Also had three pass breakups, one interception and one fumble recovery on the season.
- Spent time at Utah State, Troy, Iowa Western CC and South Dakota State.

### Career Defensive Stats

Date	Opponent	UA-At-TT	TFL	Sack	Int.	PD	FF/R
9-2-22	Tennessee Tech	0-1-1	0-0	0-0	0	0	0/0
<b>2022</b>		<b>0-1-1</b>	<b>0-0</b>	<b>0-0</b>	<b>0</b>	<b>0</b>	<b>0/0</b>
<b>Career</b>		<b>0-1-1</b>	<b>0-0</b>	<b>0-0</b>	<b>0</b>	<b>0</b>	<b>0/0</b>

**Career Highs:** Tackles - 1 (vs. Tennessee Tech, 9-3-22).

18



## KALON GERVIN

Cornerback | 5'11" | 195 | TR | RS-Junior  
Detroit, Mich. | Cass Technical HS/Michigan State

### Notables:

- Transferred to Kansas from Michigan State, where he played in 23 career games and nine career starts.
- Totalled 44 tackles in his Spartans career with four pass breakups and one fumble recovery for a touchdown.
- Played in four games in 2021 with three starts and 14 total tackles, and played in six games in 2020, starting all six.

### Career Defensive Stats

Date	Opponent	UA-At-TT	TFL	Sack	Int.	PD	FF/R
9-2-22	Tennessee Tech	1-1-2	0-0	0-0	0	0	0/0
9-10-22	at West Virginia	3-1-4	0-0	0-0	0	0	0/0
9-17-22	at Houston	0-0-0	0-0	0-0	0	1	0/0
9-24-22	Duke	3-0-3	0-0	0-0	0	0	0/0
10-1-22	Iowa State	3-0-3	0-0	0-0	0	0	0/0
10-15-22	at Oklahoma	3-2-5	0-0	0-0	0	0	0/0
10-22-22	at Baylor	1-0-1	0-0	0-0	0	0	0/0
11-5-22	Oklahoma State	1-0-1	1-0-1	0-0	0	1	0/0
11-12-22	at Texas Tech	0-0-0	0-0	0-0	0	1	0/0
<b>2022</b>		<b>15-4-19</b>	<b>1-0-1</b>	<b>0-0</b>	<b>0</b>	<b>3</b>	<b>0/0</b>
<b>Career</b>		<b>15-4-19</b>	<b>1-0-1</b>	<b>0-0</b>	<b>0</b>	<b>3</b>	<b>0/0</b>

**Career Highs:** Tackles - 5 (at Oklahoma, 10-15-22), Pass deflections - 1 (Two Times, MR vs. Oklahoma State, 11-5-22), Tackles-for-loss - 1.0 (vs. Oklahoma State, 11-5-22)

18



## JACK JACKSON

Quarterback | 6'3" | 195 | HS | Freshman  
Dallas, Texas | Highland Park HS

### Notables:

- Prepped at Highland Park HS in Dallas under head coach Randy Allen, where he also played baseball.

20



## DONOVAN GAINES

Linebacker | 5'10" | 213 | RS | RS-Sophomore  
Moore, Okla. | Southmoore HS

### Notables:

- Saw action in two games in 2021, playing against Kansas State and West Virginia.
- Redshirted his first year in Lawrence and did not see game action.

### Career Defensive Stats

Date	Opponent	UA-At-TT	TFL	Sack	Int.	PD	FF/R
10-8-22	TCU	1-0-1	0-0	0-0	0	0	0/0
10-15-22	at Oklahoma	1-0-1	0-0	0-0	0	0	0/0
<b>2022</b>		<b>2-0-2</b>	<b>0-0</b>	<b>0-0</b>	<b>0</b>	<b>1</b>	<b>0/0</b>
<b>Career</b>		<b>2-0-2</b>	<b>0-0</b>	<b>0-0</b>	<b>0</b>	<b>1</b>	<b>0/0</b>

**Career Highs:** Tackles - 1 (Two Times, MR at Oklahoma, 10-15-22)

20



## DANIEL HISHAW JR.

Running Back | 5'10" | 215 | 1L | RS-Sophomore  
Moore, Okla. | Moore HS

### Notables:

- Coming off an injury in 2021, has rushed 15 times for 119 yards and three touchdowns in the first two games of 2022.
- As a freshman in 2020, he was the team's second-leading rusher, accumulating 229 net yards on 52 carries, good for an average of 4.4 yards per carry.

### Career Rushing Stats

Date	Opponent	No.	Yds.	TD	Avg.
9-12-20	Coastal Carolina	2	2	0	1.0
9-26-20	at Baylor	1	0	0	0.0
10-3-20	Oklahoma State	5	51	0	10.2
10-24-20	at Kansas State	6	14	0	2.3
10-31-20	Iowa State	6	2	1	0.3
11-7-20	at Oklahoma	10	73	0	7.3
12-5-20	at Texas Tech	22	87	1	4.0
<b>2020</b>		<b>55</b>	<b>229</b>	<b>2</b>	<b>4.4</b>
9-2-22	Tennessee Tech	5	56	1	11.2
9-10-22	at West Virginia	10	63	2	6.3
9-17-22	at Houston	11	53	1	4.6
9-24-22	Duke	10	61	0	6.1
10-1-22	Iowa State	8	28	1	3.5
<b>2022</b>		<b>44</b>	<b>261</b>	<b>5</b>	<b>5.9</b>
<b>Career</b>		<b>96</b>	<b>490</b>	<b>7</b>	<b>5.1</b>

**Career Highs:** Rushes - 22 (at Texas Tech, 12-5-20), Yards - 87 (at Texas Tech, 12-5-20), Touchdowns - 2 (at West Virginia, 9-10-22).

### Career Receiving Stats

Date	Opponent	No.	Yds.	TD	Avg.
10-24-20	at Kansas State	1	9	0	9.0
10-31-20	Iowa State	1	-2	0	-2.0
12-5-20	at Texas Tech	3	21	0	7.0
<b>2020</b>		<b>5</b>	<b>28</b>	<b>0</b>	<b>5.6</b>
9-2-22	Tennessee Tech	1	5	0	5.0
9-17-22	at Houston	1	17	0	17.0
9-24-22	Duke	1	73	1	73.0
<b>2022</b>		<b>3</b>	<b>95</b>	<b>1</b>	<b>31.7</b>
<b>Career</b>		<b>8</b>	<b>123</b>	<b>1</b>	<b>15.4</b>

**Career Highs:** Receptions - 3 (at Texas Tech, 12-5-20), Yards - 73 (at Texas Tech, 12-5-20), Touchdowns - 1, (vs. Duke, 9-24-22)

22



## BRIAN DILWORTH

Cornerback | 5'11" | 180 | HS | Freshman  
Hollywood, Fla. | Chaminade-Madonna Prep HS

### Notables:

- Rated as a three star by Rivals and 247 Sports out of Chaminade-Madonna Prep HS, where he is a three-sport athlete between football, volleyball and basketball.
- Recorded seven interceptions, two pass breakups and 29 tackles, in 2020.
- Was named a Miami Herald 5A-Ind first-team selection in 2020 after helping Chaminade-Madonna reach the 3A championship.

23



## MASON ELLIS

Safety | 6'2" | 195 | HS | Freshman  
Mulvane, Kan. | Mulvane HS

### Notables:

- Rated as a three star by 247 Sports out of Mulvane HS.
- Sports in Kansas first-team all-state as a senior and First-team all-conference and county.
- As a senior, totaled 37.5 tackles, 12 pass breakups and four interceptions. Also played quarterback for Mulvane and threw for 1,569 yards and 13 touchdowns, while rushing for 1,152 yards and 21 touchdowns on 183 carries.

24



## REIS VERNON

Punter | 6'2" | 210 | 2L | Junior  
Bixby, Okla. | Bixby HS

### Notables:

- Posted 49 punts for 1,981 yards, averaging 40.4 yards per punt in 12 games in 2021.
- Punted 38 times for 1,438 yards for an average of 37.8 yards per punt in 2020.

### Career Punting Stats

Date	Opponent	No.	Yds.	Avg.
10-24-20	at Kansas State	5	173	34.6
10-31-20	Iowa State	5	258	43.0
11-7-20	at Oklahoma	9	331	36.8
11-28-20	TCU	11	408	37.1
12-5-20	at Texas Tech	7	268	38.3
<b>2020</b>		<b>38</b>	<b>1,438</b>	<b>37.8</b>
9-3-21	South Dakota	7	281	40.1
9-10-21	at Coastal Carolina	1	38	38.0
9-18-21	Baylor	8	376	47.0
9-25-21	at Duke	4	131	38.3
10-2-21	at Iowa State	5	208	41.6
10-16-21	Texas Tech	4	129	32.3
10-23-21	Oklahoma	1	36	36.0
10-30-21	at Oklahoma State	7	310	44.3
11-6-21	Kansas State	4	177	44.2
11-13-21	at Texas	4	153	38.2
11-20-21	at TCU	3	102	34.0
11-27-21	West Virginia	1	40	40.0
<b>2021</b>		<b>49</b>	<b>1,981</b>	<b>40.4</b>
9-10-22	at West Virginia	3	129	43.0
9-17-22	at Houston	2	86	43.0
9-24-22	Duke	1	45	45.0
10-1-22	Iowa State	6	239	39.8
10-8-22	TCU	3	125	41.7
10-1-522	at Oklahoma	5	212	42.4
10-22-22	at Baylor	2	63	31.5
11-5-22	Oklahoma State	3	94	31.3
11-12-22	at Texas Tech	2	96	48.0
<b>2022</b>		<b>27</b>	<b>1,089</b>	<b>40.3</b>
<b>Career</b>		<b>114</b>	<b>4,508</b>	<b>39.5</b>

**Career Highs:** Punts - 11 (vs. TCU, 11-28-20), Yards - 408 (vs. TCU, 11-28-20), Game average - 48.0 (at Texas Tech, 11-12-22).

25



## KALEB PURDY

Safety | 5'11" | 180 | HS | Freshman  
St. Peters, Mo. | DeSmet Jesuit HS

### Notables:

- A Rivals and 247 Sports 3-star recruit and was the second highest ranked safety out of Missouri in high school.
- Played under head coach Robert Steeples at DeSmet Jesuit, going undefeated for the first time in school history in 2019 and winning their second state title



## KRISHAWN BROWN

Linebacker | 6'1" | 226 | RS | RS-Sophomore  
Bixby, Okla. | Bixby HS

### Notables:

- Played in three games on special teams in 2021.
- Redshirted his freshman season as a Jayhawk.
- Ranked as the No. 11 recruit in the state of Oklahoma according to Rivals and No. 58 in his position in the country
- In the 2018 season he recorded 119 tackles with 93 solo and 14 sacks, which helped Booker T. reach the class 6A state semifinals.



## JACK CODWELL

Running Back | 6'0" | 226 | RS | RS-Sophomore  
Pearland, Texas | IMG Academy

### Notables:

- Made his KU debut against Oklahoma State in 2020.
- Played at IMG Academy in Bradenton, Florida, where he was a part of the No. 5-ranked team nationally.
- Rushed for over 800 yards as a senior, compiling nine touchdowns at IMG Academy.

27



## KENRICK OSEI-BONSU

Safety | 6'3" | 190 | HS | Freshman  
Olathe, Kan. | Olathe North HS

### Notables:

- Played safety at Olathe North HS under head coach Chris McCartney.

28



## SEVION MORRISON

Running Back | 6'0" | 212 | TR | RS-Sophomore  
Tulsa, Okla. | Edison HS/Nebraska

### Notables:

- Made his KU debut against Tennessee Tech, rushing for 70 yards and a score on eight carries.
- Transferred to Kansas from Nebraska, where he appeared in seven games, rushing 30 times for 116 yards and a touchdown.
- His Cornhusker debut came against Fordham, rushing nine times for 31 yards and two touchdowns.

### Career Rushing Stats

Date	Opponent	No.	Yds.	TD	Avg.
9-2-22	Tennessee Tech	8	70	1	8.8
9-10-22	at West Virginia	1	7	0	7.0
9-17-22	at Houston	1	30	0	30.0
9-24-22	Duke	2	3	0	1.5
10-8-22	TCU	1	40	0	40.0
10-15-22	at Oklahoma	3	1	0	0.3
10-22-22	at Baylor	2	3	0	1.5
<b>2022</b>		<b>18</b>	<b>154</b>	<b>1</b>	<b>8.6</b>
<b>Career</b>		<b>18</b>	<b>154</b>	<b>1</b>	<b>8.6</b>

**Career Highs:** Rushes - 8 (vs. Tennessee Tech, 9-2-22), Yards - 70 (vs. Tennessee Tech, 9-2-22), Touchdowns - 1 (vs. Tennessee Tech, 9-2-22).

### Career Receiving Stats

Date	Opponent	No.	Yds.	TD	Avg.
9-17-22	at Houston	1	13	0	13.0
10-8-22	TCU	1	1	0	1.0
10-22-22	at Baylor	1	12	0	12.0
<b>2019</b>		<b>3</b>	<b>26</b>	<b>0</b>	<b>8.7</b>

**Career Highs:** Receptions - 1 (Three Times, MR at Baylor, 10-22-22), Yards - 13 (at Houston, 9-17-22).

### Career Kick Return Stats

Date	Opponent	No.	Yds.	TD	Avg.
10-1-22	Iowa State	2	58	0	29.0
<b>2022</b>		<b>2</b>	<b>58</b>	<b>0</b>	<b>29.0</b>
<b>Career</b>		<b>2</b>	<b>58</b>	<b>0</b>	<b>29.0</b>

**Career Highs:** Kick Returns - 2 (vs. Iowa State, 10-1-22), Yards - 58 (vs. Iowa State, 10-1-22), Long - 37 (vs. Iowa State, 10-1-22).

29



## JADEN ROBINSON

Cornerback | 6'0" | 185 | RS | RS-Freshman  
Grand Prairie, Texas | Grand Prairie HS

### Notables:

- Redshirted his freshman season at KU.
- Brother, Kelan, is a wide receiver for the Jayhawks (No. 85).

30



## RICH MILLER

Linebacker | 6'1" | 225 | 1L | Senior  
Detroit, Mich. | Martin Luther King HS

### Notables:

- Played in all 12 games last season, starting in nine at linebacker, where he recorded 79 tackles, 5.0 tackles-for-loss and two sacks.
- Had a career-high 14 tackle game against Duke, which included seven solo and seven assisted tackles.
- Transferred to Kansas from Buffalo following the 2020 season, where he appeared in seven games as a sophomore, recording 13 tackles.

### Career Defensive Stats

Date	Opponent	UA-A-TT	TFL	Sack	Int.	PD	FF/R
9-3-21	South Dakota	1-0-1	0-0	0-0	0	0	0/0
9-10-21	at Coastal Carolina	2-2-4	0-0	0-0	0	1	0/0
9-18-21	Baylor	1-0-1	0-0	0-0	0	0	0/0
9-25-21	at Duke	7-7-14	0-0	0-0	0	0	0/0
10-2-21	at Iowa State	3-2-5	0-0	0-0	0	0	0/0
10-16-21	Texas Tech	7-0-7	1-0-1	0-0	0	0	0/0
10-23-21	Oklahoma	3-3-6	0-0	0-0	0	0	1/0
10-30-21	at Oklahoma State	7-2-9	1-0-2	0-0	0	0	0/0
11-6-21	Kansas State	8-0-8	0-0	0-0	0	1	0/0
11-13-21	at Texas	8-0-8	1-0-1	0-0	0	0	0/1
11-20-21	at TCU	3-4-7	0-0	0-0	0	0	0/0
11-27-21	West Virginia	7-2-9	2-0-15	1-0-14	0	0	0/0
<b>2021</b>		<b>57-22-79</b>	<b>5.0-19</b>	<b>1.0-14</b>	<b>0</b>	<b>2</b>	<b>1/1</b>
9-2-22	Tennessee Tech	2-4-6	0-0	0-0	0	0	0/0
9-10-22	at West Virginia	7-5-12	0-0	0-0	0	0	0/0
9-17-22	at Houston	7-2-9	1-0-7	0-0	0	0	0/0
9-24-22	Duke	4-0-4	0-0	0-0	0	0	0/0
10-1-22	Iowa State	2-5-7	0.5-1	0-0	0	0	0/0
10-8-22	TCU	5-4-9	0.5-1	0-0	0	0	0/0
10-15-22	at Oklahoma	4-5-9	0-0	0-0	0	0	0/0
10-22-22	at Baylor	6-1-7	0-0	0-0	0	0	0/0
11-5-22	Oklahoma State	5-1-6	1-0-4	1-0-4	1	0	0/0
11-12-22	at Texas Tech	4-2-6	0-0	0-0	0	0	0/0
<b>2022</b>		<b>46-29-75</b>	<b>3.0-13</b>	<b>1.0-4</b>	<b>1</b>	<b>0</b>	<b>0/0</b>
<b>Career</b>		<b>103-51-154</b>	<b>8.0-32</b>	<b>2.0-18</b>	<b>1</b>	<b>2</b>	<b>1/1</b>

**Career Highs:** Tackles - 14 (at Duke, 9-25-20), Tackles for Loss - 2 (vs. West Virginia, 11-27-21), Sacks - 1 (Three Times, MR vs. Oklahoma State, 11-5-22), Pass deflections - 1 (Two Times, MR - vs. Kansas State, 11-6-21), Forced Fumbles - 1 (vs. Oklahoma, 10-23-21), Fumble Recoveries - 1 (at Texas, 11-13-21), Interceptions - 1 (vs. Oklahoma State, 11-5-22)

31



## LANDON NELSON

Safety | 5'11" | 187 | RS | RS-Freshman  
Maui, Hawai'i | Valley HS

### Notables:

- Redshirted his freshman season at Kansas.
- Came to KU from Valley HS in Des Moines, where he finished his career with 255 tackles, 19 tackles-for-loss, 43 passes broken up, three interceptions and three forced fumbles.

32



## DYLAN DOWNING

Linebacker | 6'1" | 235 | RS | RS-Junior  
Kansas City, Kan. | Bishop Miege HS

### Notables:

- Contributed for the Jayhawks in nine games in 2021.
- Played high school ball at Bishop Miege, where he helped them to four-straight championships.
- Recorded 131 tackles as a senior in high school, and was awarded the Bobby Bell Award given to the top lineman/linebacker in small class football in the Kansas City metro area.

### Career Defensive Stats

Date	Opponent	UA-At-TT	TFL	Sack	Int.	PD	FF/R
10-8-22	TCU	1-0-1	0-0	0-0	0	0	0/0
11-12-22	at Texas Tech	1-0-1	0-0	0-0	0	0	0/0
<b>2022</b>		<b>2-0-2</b>	<b>0-0</b>	<b>0-0</b>	<b>0</b>	<b>0</b>	<b>0/0</b>
<b>Career</b>		<b>2-0-2</b>	<b>0-0</b>	<b>0-0</b>	<b>0</b>	<b>0</b>	<b>0/0</b>

**Career Highs:** Tackles - 1 (Twice, MR at Texas Tech, 11-12-22).

33



## D'MARION ALEXANDER

Defensive End | 6'5" | 245 | RS | RS-Freshman  
China Spring, Texas | China Spring HS

### Notables:

- Redshirted his freshman season at KU.
- Was a Rivals.com and 247 Sports composite three-star recruit, and was ranked a top 1,000 recruit in the country by 247 sports.
- Coached by Brian Bell at China Spring, where the Cougars went 10-3 on the season and advanced to the state quarterfinals

### Career Defensive Stats

Date	Opponent	UA-At-TT	TFL	Sack	Int.	PD	FF/R
9-2-22	Tennessee Tech	1-0-1	0-0	0-0	0	0	0/0
<b>2022</b>		<b>1-0-1</b>	<b>0-0</b>	<b>0-0</b>	<b>0</b>	<b>0</b>	<b>0/0</b>
<b>Career</b>		<b>1-0-1</b>	<b>0-0</b>	<b>0-0</b>	<b>0</b>	<b>0</b>	<b>0/0</b>

**Career Highs:** Tackles - 1 (vs. Tennessee Tech, 9-3-22).

33



## SPENCER ROE

Fullback | 6'3" | 260 | 1L | RS-Senior  
Lawrence, Kan. | Free State HS

### Notables:

- Played in seven games as a redshirt sophomore in 2021.
- Was named to the Academic All-Big 12 team in 2021 and 2020.
- Made nine appearances as a freshman during the 2019 season, primarily on special teams.

### Career Receiving Stats

Date	Opponent	No.	Yds.	TD	Avg.
11-23-19	at Iowa State	1	2	1	2.0
<b>2019</b>		<b>1</b>	<b>2</b>	<b>1</b>	<b>2.0</b>

**Career Highs:** Receptions - 1 (at Iowa State, 11-23-19), Yards - 2 (at Iowa State, 11-23-19), Touch-downs - 1 (at Iowa State, 11-23-19).

34



## OWEN PIEPERGERDES

Kicker | 6'5" | 250 | RS | RS-Freshman  
Kansas City, Mo. | Rockhurst HS

### Notables:

- Did not see any game action in 2021, redshirting the season.
- Played football and soccer at Rockhurst high school.

34



## ALEX RAICH

Linebacker | 6'2" | 200 | TR | RS-Junior  
Chur, Switzerland (Quader Schulhaus/Golden West College)

### Notables:

- Transferred to Kansas from Golden West College in Huntington Beach, California, where he played safety.
- Originally from Switzerland, but moved to the United States to pursue football.

35



## ZION DEBOSE

Defensive End | 6'2" | 250 | 1L | Super-Senior  
Salisbury, N.C. | North Rowan HS/Virginia Tech

### Notables:

- Saw action in 10 games in 2021, finishing with seven tackles, 2.5 tackles-for-loss and 1.5 sacks.
- His career-high of three tackles came at Oklahoma State in 2021, while he recorded a 7-yard sack in the season finale against West Virginia.

### Career Defensive Stats

Date	Opponent	UA-A-TT	TFL	Sack	Int.	PD	FF/R
9-18-21	Baylor	1-0-1	0-0	0-0	0	0	0/0
10-30-21	at Oklahoma State	2-1-3	0.5-1	0.5-1	0	0	0/0
11-13-21	at Texas	2-0-2	1.0-1	0-0	0	0	0/0
11-27-21	West Virginia	1-0-1	1.0-7	1.0-7	0	0	0/0
<b>2021</b>		<b>5-2-7</b>	<b>2.5-9</b>	<b>1.5-8</b>	<b>0</b>	<b>0</b>	<b>0/0</b>
9-2-22	Tennessee Tech	1-0-1	0-0	0-0	0	0	0/0
10-1-22	Iowa State	1-0-1	1.0-4	0-0	0	0	0/0
10-15-22	at Oklahoma	1-0-1	0-0	0-0	0	0	0/0
11-5-22	Oklahoma State	1-1-2	0-0	0-0	0	0	0/0
11-12-22	at Texas Tech	1-0-1	0-0	0-0	0	0	0/0
<b>2022</b>		<b>5-1-5</b>	<b>1.0-4</b>	<b>1.5-8</b>	<b>0</b>	<b>0</b>	<b>0/0</b>
<b>Career</b>		<b>10-3-15</b>	<b>3.5-13</b>	<b>1.5-8</b>	<b>0</b>	<b>0</b>	<b>0/0</b>

**Career Highs:** Tackles - 3 (at Oklahoma State, 10-30-21), Tackles for Loss - 1 (Three Times, MR vs. Iowa State, 10-1-22) Sacks - 1.0 (vs. West Virginia, 11-27-21).

36



## DEANDRE THOMAS JR.

Running Back | 5'8" | 188 | RS | RS-Freshman  
Blue Springs, Mo. | Blue Springs HS

### Notables:

- Redshirted his freshman season at KU.
- Prepped at Blue Springs High School for Coach David White, where he was named to All-Conference and All-District teams.

37



## GRAYDEN ADDISON

Punter | 5'11" | 220 | RS | RS-Freshman  
Noblesville, Ind. | Noblesville HS

### Notables:

- Did not see game action in 2021.
- Averaged 43.1 yards per punt as a senior with a long of 78 yards at Noblesville HS.
- MaxPreps First-Team All-State as a senior.

37



## HAYDEN HATCHER

Defensive End | 6'3" | 245 | 2L | RS-Senior  
Council Bluffs, Iowa | Lewis Central HS

### Notables:

- Played in four games in 2021, recording six tackles (four solo, two assisted).
- Recorded his first-career fumble recovery at Duke in 2021.
- As a redshirt sophomore, he posted seven tackles and one tackle-for-loss in 2020.

### Career Defensive Stats

Date	Opponent	UA-A-TT	TFL	Sack	Int.	PD	FF/R
9-26-20	at Baylor	0-2-2	0.0	0-0	0	0	0/0
10-3-20	Oklahoma State	3-0-3	1.0-1	0-0	0	0	0/0
10-24-20	at Kansas State	1-0-1	0-0	0-0	0	0	0/0
10-31-20	Iowa State	1-0-1	0-0	0-0	0	0	0/0
<b>2020</b>		<b>5-2-7</b>	<b>1.0-1</b>	<b>0.0</b>	<b>0</b>	<b>0</b>	<b>0/0</b>
9-3-21	South Dakota	1-0-1	0-0	0-0	0	0	0/0
9-10-21	at Coastal Carolina	2-0-2	0-0	0-0	0	0	0/0
9-25-21	at Duke	1-2-3	0-0	0-0	0	0	0/1
<b>2021</b>		<b>4-2-6</b>	<b>0-0</b>	<b>0-0</b>	<b>0</b>	<b>0</b>	<b>0/1</b>
9-2-22	Tennessee Tech	1-2-3	1.5-5	0.5-2	0	0	0/0
9-10-22	at West Virginia	1-1-2	0-0	0-0	0	0	0/0
9-17-22	at Houston	2-2-4	0-0	0-0	0	0	0/0
10-8-22	TCU	0-1-1	0-0	0-0	0	0	0/0
10-15-22	at Oklahoma	1-0-1	0-0	0-0	0	0	0/1
10-22-22	at Baylor	1-1-2	0-0	0-0	0	0	0/0
11-5-22	Oklahoma State	0-2-2	0.5-0	0-0	0	0	0/0
11-12-22	at Texas Tech	1-0-1	0-0	0-0	0	0	0/0
<b>2021</b>		<b>7-9-16</b>	<b>2.0-5</b>	<b>0.5-2</b>	<b>0</b>	<b>0</b>	<b>0/0</b>
<b>Career</b>		<b>16-13-29</b>	<b>3.0-6</b>	<b>0.5-2</b>	<b>0</b>	<b>0</b>	<b>0/2</b>

**Career Highs:** Tackles - 4 (at Houston, 9-17-22), Tackles for Loss - 1.5 (vs. Tennessee Tech, 9-2-22), Fumble recoveries - 1 (Two Times, MR at Oklahoma, 10-15-22), Sacks - 0.5 (vs. Tennessee Tech, 9-2-22).

38



## TY FARRINGTON

Linebacker | 5'11" | 215 | HS | Freshman  
Overland Park, Kan. | Blue Valley North HS

### Notables:

- Prepped at Blue Valley North High School where he helped the team to a pair of state championship game appearances in his career, in 2018 and 2020.
- Was a second-team All-Eastern Kansas League honoree and Honorable Mention All-State linebacker as a senior.

43



## MAX DOWLING

Tight End | 6'6" | 245 | HS | Freshman  
Buffalo, N.Y. | Canisius HS

### Notables:

- Completed his high school career in 2021 at Palmetto Prep in South Carolina, where he helped them to a Conference Championship in 2021.
- Began his high school career at Canisius High School in Buffalo, New York where he helped the team to a state championship in 2019 and a state runner-up finish in 2020.

39



## COLE MONDRI

Linebacker | 5'10" | 215 | RS | RS-Freshman  
Lawrence, Kan. | Lawrence HS

### Notables:

- Redshirted his freshman campaign at KU.
- Was a four-year starter at Lawrence High, where he was a First Team All-Metro and a Kansas high school Defensive Player of the Year finalist.

43



## ANDREW RUSSELL

Safety | 6'2" | 205 | TR | Super-Senior  
Victor, N.Y. | Victor HS/Michigan

### Notables:

- Transferred to Kansas following his senior season at Michigan.
- Played football and lacrosse at Michigan, and was teammates in high school with Kansas' Mike Novitsky at Victor HS.

40



## TABOR ALLEN

Kicker | 6'1" | 195 | 2L | Junior  
Mansfield, Texas | Mansfield Lakeridge HS

### Notables:

- Posted 52 kickoffs for 3,177 yards in 2021, kicking in all 12 games.
- Had 35 kickoffs go for a touchback in 2021. In 2020, kicked off 18 times for 943 yards.

### Career Kickoff Stats

Date	No.	Yds.	Avg.	TB	OB
2020	18	943	52.4	6	0
2021	52	3,177	61.1	35	1
2022	64	3,884	60.7	33	2
<b>Career</b>	<b>134</b>	<b>8,004</b>	<b>59.7</b>	<b>72</b>	<b>3</b>

### Career Defensive Stats

Date	Opponent	UA-At-TT	TFL	Sack	Int.	PD	FF/R
9-24-22	Duke	1-0-1	0-0	0-0	0	0	0/0
10-22-22	at Baylor	1-0-1	0-0	0-0	0	0	0/0
<b>2022</b>		<b>2-0-2</b>	<b>0-0</b>	<b>0-0</b>	<b>0</b>	<b>0</b>	<b>0/0</b>
<b>Career</b>		<b>2-0-2</b>	<b>0-0</b>	<b>0-0</b>	<b>0</b>	<b>0</b>	<b>0/0</b>

**Career Highs:** Tackles - 1 (Two Times, MR at Baylor, 10-22-22).

44



## CORNELL WHEELER

Linebacker | 6'0" | 220 | 1L | RS-Sophomore  
West Bloomfield, Mich. | West Bloomfield HS/Michigan

### Notables:

- Saw action in eight games in 2021 and was involved primarily in special teams.
- Tallied one tackle at Iowa State in his first year at KU.
- Transferred to Kansas after one season at Michigan, where he redshirted.

### Career Defensive Stats

Date	Opponent	UA-A-TT	TFL	Sack	Int.	PD	FF/R
10-2-21	at Iowa State	0-1-1	0-0	0-0	0	0	0/0
<b>2021</b>		<b>0-1-1</b>	<b>0-0</b>	<b>0-0</b>	<b>0</b>	<b>0</b>	<b>0/0</b>

**Career Highs:** Tackles - 1 (at Iowa State, 10-2-21)

41



## BEN COATES

Linebacker | 5'11" | 215 | TR | RS-Sophomore  
Overland Park, Kan. | Blue Valley North HS/Benedictine

### Notables:

- Spent one season at Benedictine in Atchison and the Kansas program in the spring of 2022.
- Prepped at Blue Valley West High School where he totaled 71 tackles as a junior with four tackles-for-loss and one interception.
- Two-time All-Eastern Kansas League honoree.

45



## DEAN MILLER

Defensive End | 6'5" | 200 | TR | Sophomore  
Los Angeles, Calif. | Cathedral HS/College of the Canyons

### Notables:

- Transferred to Kansas from College of the Canyons, where he played in eight games as a freshman in 2021.
- Finished the season with 20 tackles, 5.5 tackles-for-loss and 2.5 sacks.

45



## TREVOR KARDELL

Tight End | 6'5" | 252 | 1L | RS-Sophomore  
Lee's Summit, Mo. | Lee's Summit West HS

### Notables:

- Saw action in 11 games at tight end for the Jayhawks in 2021, where he had five catches for 86 yards, including a long reception of 44 yards.
- Made his first-career start at Baylor on September 16, 2021.
- Saw playing time as a true-freshman, playing at Texas Tech. Redshirted his freshman season.
- Also a member of the Kansas baseball team with teammate Devin Neal.

### Career Receiving Stats

Date	Opponent	No.	Yds.	TD	Avg.
10-30-21	at Oklahoma State	2	12	0	6.0
11-13-21	at Texas	2	30	0	15.0
11-20-21	at TCU	1	44	0	44.0
<b>2021</b>		<b>5</b>	<b>86</b>	<b>0</b>	<b>17.2</b>
9-17-22	at Houston	1	17	0	17.0
9-24-22	Duke	3	44	1	14.7
10-8-22	TCU	1	4	0	4.0
<b>2022</b>		<b>5</b>	<b>65</b>	<b>1</b>	<b>13.0</b>
<b>Career</b>		<b>10</b>	<b>151</b>	<b>1</b>	<b>15.1</b>

**Career Highs:** Receptions - 3 (vs. Duke, 9-24-22), Yards - 44 (Two Times, MR vs. Duke, 9-24-22), Long - 44 (at TCU, 11-20-21), Touchdowns - 1 (vs. Duke, 9-24-22)

46



## DAVION WESTMORELAND

Defensive End | 6'3" | 260 | TR | Junior  
Griffin, Ga. | Griffin HS/Hutchinson CC

### Notables:

- Transferred to Kansas following two seasons at Hutchinson Community College, where he played in 19 games, totaling 89 tackles including 17 tackles-for-loss and 7.5 sacks.
- Also had three fumble recoveries, one forced fumble and an interception in his time at Hutchinson CC.

### Career Defensive Stats

Date	Opponent	UA-A-TT	TFL	Sack	Int.	PD	FF/R
10-15-22	at Baylor	1-0-1	0-0	0-0	0	0	0/0
<b>2022</b>		<b>1-0-1</b>	<b>0-0</b>	<b>0-0</b>	<b>0</b>	<b>0</b>	<b>0/0</b>

**Career Highs:** Tackles - 1 (at Baylor, 10-15-22)

47



## JARED CASEY

Tight End | 6'0" | 255 | 1L | RS-Sophomore  
Plainville, Kan. | Plainville HS

### Notables:

- Made the game winning two-point conversion reception to defeat Texas, 57-56, in overtime.
- Caught his first-career touchdown at TCU and would score another in the season finale against West Virginia.
- Finished the 2021 season with eight catches, 101 yards and two touchdowns, which all came in the final two games of the season.

### Career Receiving Stats

Date	Opponent	No.	Yds.	TD	Avg.
11-20-21	at TCU	4	34	1	8.5
11-27-21	West Virginia	4	67	1	16.8
<b>2021</b>		<b>8</b>	<b>101</b>	<b>2</b>	<b>12.6</b>
9-10-22	at West Virginia	2	23	0	11.5
9-17-22	at Houston	1	8	1	8.0
9-24-22	Duke	2	24	0	12.0
10-1-22	Iowa State	1	30	0	30.0
10-15-22	at Oklahoma	1	9	0	9.0
10-22-22	at Baylor	1	20	0	20.0
11-5-22	Oklahoma State	2	6	1	3.0
11-12-22	at Texas Tech	1	66	1	66.0
<b>2022</b>		<b>11</b>	<b>186</b>	<b>3</b>	<b>16.9</b>
<b>Career</b>		<b>19</b>	<b>287</b>	<b>5</b>	<b>15.1</b>

**Career Highs:** Receptions - 4 (Two Times, MR vs. West Virginia, 11-27-21), Yards - 67 (vs. West Virginia, 11-27-21), Touchdowns - 1 (Four times, MR vs. Oklahoma State, 11-5-22)

47



## LONNIE PHELPS

Defensive End | 6'3" | 245 | TR | RS-Junior  
Cincinnati, Ohio | Mount Healthy HS/Miami (OH)

### Notables:

- Made his KU debut against Tennessee Tech, recording seven tackles including 4.0 tackles-for-loss and 3.0 sacks.
- Transferred to Kansas from Miami (OH) where he was a Second Team All-MAC in 2021, with 30 tackles, 13.5 tackles-for-loss and 9.5 sacks.
- Was a Third Team All-Mac selection in 2020 with eight tackles and two sacks in three games.
- Played in 13 games as a true freshman at Miami (OH), finishing with 19 tackles and 4.5 sacks.

### Career Defensive Stats

Date	Opponent	UA-At-TT	TFL	Sack	Int.	PD	FF/R
9-2-22	Tennessee Tech	6-1-7	4.0-21	3.0-19	0	0	0/0
9-10-22	at West Virginia	1-1-2	0-0	0-0	0	0	0/0
9-17-22	at Houston	4-1-5	1.0-1	0-0	0	0	0/0
9-24-22	Duke	5-1-6	1.0-6	1.0-6	0	0	0/0
10-1-22	Iowa State	3-0-3	1.0-3	1.0-3	0	1	0/0
10-8-22	TCU	2-3-5	1.5-10	1.0-9	0	0	0/0
10-15-22	at Oklahoma	1-0-1	0-0	0-0	0	0	0/0
10-22-22	at Baylor	6-1-8	0-0	0-0	0	0	0/0
11-5-22	Oklahoma State	3-0-3	0-0	0-0	0	0	0/0
11-12-22	at Texas Tech	5-1-6	1.0-4	0-0	0	0	1/0
<b>2022</b>		<b>36-9-47</b>	<b>9.5-41</b>	<b>6.0-37</b>	<b>0</b>	<b>1</b>	<b>1/0</b>
<b>Career</b>		<b>36-9-47</b>	<b>9.5-41</b>	<b>6.0-37</b>	<b>0</b>	<b>1</b>	<b>1/0</b>

**Career Highs:** Tackles - 8 (at Baylor, 10-22-22), Tackles-for-loss - 4.0 (vs. Tennessee Tech, 9-3-22), Sacks - 3.0 (vs. Tennessee Tech, 9-3-22), Pass breakups - 1 (vs. Iowa State, 10-1-22), Forced fumbles - 1 (at Texas Tech, 11-12-22).

49



## MACK MOELLER

Tight End | 6'3" | 233 | RS | RS-Freshman  
Mission, Kan. | Bishop Miege HS

### Notables:

- Did not see game action in 2021, redshirted the season.
- Came to KU from Bishop Miege HS, playing varsity all four years. Finished his senior season with 66 catches for 1,164 yards and 14 touchdowns.
- Played in the 2021 Kansas Shrine Bowl.

50



## MIKE NOVITSKY

Offensive Line | 6'5" | 300 | 1L | RS-Senior  
Victor, N.Y. | Victor HS

### Notables:

- Enters the season on the Rimington Trophy Preseason Watch List.
- Started all 12 games at center for the Jayhawks in 2021, and did not commit a penalty or allow a sack in 799 snaps.
- Transferred to Kansas from Buffalo, where he started 20 games for the Bulls.

51



## EMORY DUGGAR

Long Snapper | 6'2" | 228 | RS | RS-Sophomore  
Baton Rouge, La. | Catholic HS

### Notables:

- Did not see game action as a redshirt freshman in 2021.
- Came to Kansas from Catholic HS, where he was a five-time letterwinner between football and lacrosse.

52



## D.J. WITHERS

Defensive Line | 6'4" | 292 | RS | RS-Freshman  
Little Rock, Ark. | Joe T. Robinson HS

### Notables:

- Made his KU debut at Oklahoma State in 2021.
- Came to KU as a 247 sports three-star recruit, posting 69 tackles and 13 sacks as a senior.
- Was a Sports Illustrated All-American candidate and helped the team to a 9-4 record and top-25 state ranking during his senior season.

### Career Defensive Stats

Date	Opponent	UA-At-TT	TFL	Sack	Int.	PD	FF/R
9-2-22	Tennessee Tech	0-1-1	0-0	0-0	0	0	0/0
9-24-22	Duke	1-0-1	0-0	0-0	0	0	0/0
11-12-22	at Texas Tech	0-1-1	0-0	0-0	0	0	0/0
<b>2022</b>		<b>1-2-3</b>	<b>0-0</b>	<b>0-0</b>	<b>0</b>	<b>0</b>	<b>0/0</b>
<b>Career</b>		<b>1-2-3</b>	<b>0-0</b>	<b>0-0</b>	<b>0</b>	<b>0</b>	<b>0/0</b>

**Career Highs:** Tackles - 1 (Three Times, MR at Texas Tech, 11-12-22).

53



## CALEB TAYLOR

Defensive Line | 6'4" | 300 | 1L | RS-Sophomore  
St. Louis, Mo. | Staley HS

### Notables:

- Saw action in all 12 games for KU in 2021, starting four games. Registered 14 tackles (eight solo, six assisted), including a career-high two tackles-for-loss against South Dakota.
- Career-high of four tackles came at Duke in 2021.
- Played in three games as a true freshman, recording three tackles and a forced fumble.

### Career Defensive Stats

Date	Opponent	UA-A-TT	TFL	Sack	Int.	PD	FF/R
11-7-20	Oklahoma	0-2-2	0-0	0-0	0	0	0/0
11-28-20	TCU	1-0-1	0-0	0-0	0	0	0/0
12-5-20	at Texas Tech	0-0-0	0-0	0-0	0	0	1/0
<b>2020</b>		<b>1-2-3</b>	<b>0-0</b>	<b>0-0</b>	<b>0</b>	<b>0</b>	<b>1/0</b>
9-3-2021	South Dakota	2-0-2	2.0-5	0-0	0	0	1/0
9-10-21	at Coastal Carolina	2-1-3	0-0	0-0	0	0	0/0
9-18-21	Baylor	1-1-2	0-0	0-0	0	0	0/0
9-25-21	at Duke	2-2-4	0-0	0-0	0	0	0/0
10-30-21	at Oklahoma State	0-1-1	0-0	0-0	0	0	0/0
11-13-21	at Texas	1-0-1	0-0	0-0	0	0	0/0
11-20-21	at TCU	0-1-1	0-0	0-0	0	0	0/0
<b>2021</b>		<b>8-6-14</b>	<b>2.0-5</b>	<b>0-0</b>	<b>0</b>	<b>0</b>	<b>0/0</b>
9-2-22	Tennessee Tech	0-1-1	0-0	0-0	0	0	0/0
10-1-22	Iowa State	1-1-2	0-0	0-0	0	0	0/0
10-8-22	TCU	0-1-1	0-0	0-0	0	0	0/0
10-15-22	at Oklahoma	1-3-4	0.5-0	0-0	0	0	0/0
11-12-22	at Texas Tech	0-1-1	0-0	0-0	0	0	0/0
<b>2022</b>		<b>2-7-9</b>	<b>0.5-0</b>	<b>0.5-0</b>	<b>0</b>	<b>0</b>	<b>0/0</b>
<b>Career</b>		<b>11-15-26</b>	<b>2.5-5</b>	<b>0.5-0</b>	<b>0</b>	<b>0</b>	<b>1/0</b>

**Career Highs:** Tackles - 4 (Two Times, MR at Oklahoma, 10-15-22), Tackles for Loss - 2 (vs. South Dakota, 9-3-12) Fumble recoveries - 1 at (Texas Tech, 12-5-20), Sacks - 0.5 (vs. Tennessee Tech, 9-2-22).

54



## MICHAEL FORD JR.

Offensive Line | 6'3" | 300 | 1L | RS-Sophomore  
Homewood, Ill. | Homewood-Flossmoor HS

### Notables:

- Started at right guard in 11 of 12 games for the Jayhawks in 2021.
- Made his first-career start at Coastal Carolina and started the last 10 games of the 2021 season.
- Transferred to Kansas from Buffalo, where he redshirted as a freshman.

**55****ARMAJ REED-ADAMS**Offensive Line | 6'5" | 310 | 1L | RS-Sophomore  
DeSoto, Texas | DeSoto HS**Notables:**

- Played in three games on the offensive line in 2021.
- Appeared in the final five games of the 2020 season, starting in three games.
- Made his first-career start against Iowa State in 2020.

**60****LUKE HOSFORD**Long Snapper | 6'2" | 225 | 1L | RS-Junior  
Cuyahoga Falls, Ohio | Woodridge HS**Notables:**

- Is the primary long snapper on special teams for the Jayhawks, handling punt, field goal and extra point duties.
- Appeared in all 12 games in 2021, making two solo tackles on special teams.

**56****PARKER WILLIAMS**Defensive End | 6'4" | 235 | HS | Freshman  
Kansas City, Mo. | Rockhurst HS**Notables:**

- Prepped at Rockhurst high school, where he helped the team to the state playoffs as a junior and senior.
- Also played lacrosse and basketball at Rockhurst, while earning All-Missouri Independent football team honors in 2021.

**63****JAKE EISENHAUER**Offensive Line | 6'1" | 300 | RS | RS-Freshman  
Salina, Kan. | Salina Central HS**Notables:**

- Did not see game action as a freshman, redshirted.
- Played at Salina Central HS and was a 5A All-State Honorable Mention.

**57****HANK KELLY**Offensive Line | 6'4" | 297 | RS | RS-Freshman  
Fayetteville, Ark. | Fayetteville HS**Notables:**

- Did not see game action as a freshman, redshirted.
- Came to KU from Fayetteville HS, where he earned three varsity football letters and was a state champion in shot put for the track and field team.

**67****DOMINICK PUNI**Offensive Line | 6'5" | 315 | TR | RS-Senior  
St. Charles, Mo. | Francis Howell Central HS/Central Missouri**Notables:**

- Made his first-career start at Kansas against Tennessee Tech.
- Transferred to Kansas from Central Missouri, where he started all 13 games at left tackle in 2019.
- Earned honorable mention all-conference honors in 2019. Started in seven games at left tackle in 2018.

**58****KAEL FARKES**Offensive Line | 6'3" | 280 | HS | Freshman  
Lenexa, Kan. | Shawnee Mission Northwest HS**Notables:**

- Prepped at Shawnee Mission Northwest where he helped the team advance to the state playoffs in each of his four years.
- Was a two-time second-team All-Sunflower League selection and a two-time second-team all-state selection on the offensive line.

**68****EARL BOSTICK JR.**Offensive Line | 6'6" | 310 | 4L | Super-Senior  
Barnwell, S.C. | Barnwell HS**Notables:**

- Enters the 2022 season as a Phil Steele Preseason All-Big 12 Second Team member and Athlon Sports Fourth Team Preseason All-Big 12.
- Has been a mainstay on the KU offensive line, starting all 12 games at left tackle in 2021, helping a unit that surrendered just 16 sacks in 12 games, compared to 43 sacks in nine games a year prior.
- Started in seven games in 2020, while appearing in all nine games.
- Represented Kansas at the 2022 Big 12 Media Days.

**59****NOLAN GORCZYCA**Offensive Line | 6'6" | 311 | TR | RS-Freshman  
Omaha, Neb. | Roncalli Catholic HS/Buffalo**Notables:**

- Transferred to Kansas from Buffalo, where he redshirted as a freshman.
- Saw action in four games in his first year at Buffalo, preserving the redshirt status.
- Was a three-year starter and team captain in high school at Roncalli Catholic.

**69****JOE KRAUSE**Offensive Line | 6'3" | 300 | RS | RS-Sophomore  
Prairie Village, Kan. | Shawnee Mission East HS**Notables:**

- Did not see any game action in 2021.
- Played in a pair of games in 2020, making his KU debut against Iowa State.

70



## KOBE BAYNES

Offensive Line | 6'4" | 297 | TR | RS-Freshman  
Jacksonville, Fla. | Sandalwood HS/Louisville

### Notables:

- Made his KU debut against Tennessee Tech.
- Transferred to Kansas from Louisville following his redshirt freshman season.
- Was a three-star recruit out of Sandalwood HS, where he was the 62nd-ranked offensive guard and 124th-ranked player in the state of Florida.

75



## JACKSON SATTERWHITE

Offensive Line | 6'5" | 302 | RS | RS-Sophomore  
Miami, Okla. | Miami HS

### Notables:

- Appeared in one game in 2021, playing on the offensive line against Texas Tech.
- Was rated a three-star prospect by Rivals and 247Sports and the 18th-best player in Oklahoma by Rivals.

### Career Defensive Stats

Date	Opponent	UA-At-TT	TFL	Sack	Int.	PD	FF/R
10-15-22	at Oklahoma	1-0-1	0-0	0-0	0	0	0/0
<b>2022</b>		<b>1-0-1</b>	<b>0-0</b>	<b>0-0</b>	<b>0</b>	<b>0</b>	<b>0/0</b>
<b>Career</b>		<b>1-0-1</b>	<b>0-0</b>	<b>0-0</b>	<b>0</b>	<b>0</b>	<b>0/0</b>

**Career Highs:** Tackles - 1 (at Oklahoma, 10-15-22).

71



## JAMES LIVINGSTON

Offensive Line | 6'7" | 290 | HS | Freshman  
Dexter, Mich. | Dexter HS

### Notables:

- Prepped at Dexter HS where he was a 247 Sports three-star recruit.
- Was a First Team All-State selection by the Detroit News as a senior, and was named First-team all-state Division 2 by the Detroit Free-Press.

77



## BRYCE CABELDUE

Offensive Line | 6'6" | 305 | 2L | RS-Sophomore  
Clovis, N.M. | Clovis HS

### Notables:

- Started at right tackle in all 12 games in 2021.
- Was part of an offensive line that allowed just 16 sacks in 12 games, after allowing 43 sacks in nine games in 2020.
- As a true freshman, played in four of the last five games of the season, earning starts against TCU and Texas Tech.

72



## DANNY ROBINSON

Offensive Line | 6'5" | 301 | RS | RS-Sophomore  
Overland Park, Kan. | Blue Valley Northwest HS

### Notables:

- Did not see any game action in 2021.
- Played at Blue Valley Northwest HS, where he was credited with 13 pancake blocks, two fumble recoveries and three blocked field goals in 2019.

78



## JOEY BAKER

Offensive Line | 6'4" | 275 | HS | Freshman  
Southlake, Texas | Southlake Carroll HS

### Notables:

- A 247 Sports and Rivals.com 3-star recruit out of Southlake Carroll HS.
- Helped the team to a 14-1 record as a senior and an appearance in the 6A D1 State semifinals.
- Was a First Team all-district 4-6A by the Dallas Morning News as a junior

73



## DEONDRE DOIRON

Offensive Line | 6'4" | 295 | TR | RS-Sophomore  
London, Ontario | Catholic Central HS/Buffalo

### Notables:

- Transferred to Kansas from Buffalo, where he started at right tackle in 10 games for the Bulls in 2021, appearing in all 12.
- Helped pave the way for a unit that averaged 195 rushing yards per game.

80



## COLE RHODEN

Wide Receiver | 6'2" | 180 | HS | Freshman  
Platte City, Mo. | Platte County HS

### Notables:

- Prepped at Platte County High School and was a part of two state championship teams at Platte County.
- Was an All-district wide receiver as a junior and senior, along with earning all-conference honors those two seasons.
- Also earned all-district and all-conference honors as a kicker as a junior and senior.

74



## DE'KEDRICK STERNS

Offensive Line | 6'4" | 308 | RS | RS-Freshman  
Austin, Texas | Del Valle HS

### Notables:

- Did not see game action in 2021.
- Was a 247 Sports and Rivals three-star recruit out of Del Valle HS. Was a 2019 District 25-6A First-Team All-District member.

81



## QUINTON CONLEY

Wide Receiver | 6'6" | 205 | HS | Freshman  
Kansas City, Mo. | Pembroke HS

### Notables:

- Played wideout at Pembroke HS under Steve Aborn, where he was rated a three star recruit by Rivals and 247 sports.
- Also competed in track and field and basketball at Pembroke HS.

82



## GRIFFIN KOCH

Wide Receiver | 6'3" | 170 | HS | Freshman  
New Canaan, Conn. | IMG Academy

### Notables:

- Played wideout at IMG Academy.

83



## QUENTIN SKINNER

Wide Receiver | 6'5" | 190 | 1L | RS-Sophomore  
Claremore, Okla. | Claremore HS

### Notables:

- Made his first-career reception in his first-career start against Tennessee Tech, which went for 56 yards.
- Scored the game-winning touchdown at West Virginia, his first-career score.
- Played in 11 games as a redshirt freshman, seeing time at wide receiver and extensive time on special teams.

### Career Receiving Stats

Date	Opponent	No.	Yds.	TD	Avg.
9-2-22	Tennessee Tech	1	56	0	56.0
9-10-22	at West Virginia	3	50	1	16.7
9-17-22	at Houston	1	-1	0	-1.0
9-24-22	Duke	2	19	0	9.5
10-1-22	Iowa State	1	10	0	10.0
10-8-22	TCU	4	98	2	24.5
10-15-22	at Oklahoma	1	7	0	7.0
10-22-22	at Baylor	4	66	1	16.5
11-5-22	Oklahoma State	1	4	0	4.0
11-12-22	at Texas Tech	3	29	1	9.7
<b>2022</b>		<b>21</b>	<b>338</b>	<b>5</b>	<b>16.1</b>
<b>Career</b>		<b>21</b>	<b>338</b>	<b>5</b>	<b>16.1</b>

**Career Highs:** Receptions - 4 (Two Times, MR at Baylor, 10-22-22), Yards - 98 (vs. TCU, 10-8-22), Touchdowns - 2 (vs. TCU, 10-8-22).

### Career Rushing Stats

Date	Opponent	No.	Yds.	TD	Avg.
9-17-22	at Houston	1	18	0	18.0
10-8-22	TCU	1	8	0	8.0
10-15-22	at Oklahoma	1	20	0	20.0
<b>2022</b>		<b>3</b>	<b>46</b>	<b>0</b>	<b>15.3</b>
<b>Career</b>		<b>3</b>	<b>46</b>	<b>0</b>	<b>15.3</b>

**Career Highs:** Rushes - 1 (Three Times, MR at Oklahoma, 10-15-22), Yards - 18 (at Houston, 9-17-22).

83



## JACOB BORCILA

Kicker | 6'2" | 210 | 2L | RS-Junior  
Westerville, Ohio | Westerville Central HS

### Notables:

- Saw action in all of KU's 12 games as the primary field goal and extra point kicker.
- Made nine of his 15 field goal attempts on the season, good for 60 percent. His longest make was 50 yards out.
- Converted on 26 of 27 extra point attempts on the season.

### Career Kicking Stats

Date	Opponent	FGM-A	Pct.	XPM-A	Pct.	Pts.
9-7-19	Coastal Carolina	0-1	0.0	1-1	100.0	1
<b>2019</b>		<b>0-1</b>	<b>0.0</b>	<b>1-1</b>	<b>100.0</b>	<b>1</b>
9-12-20	Coastal Carolina	1-2	50.0	0-0	0.0	3
9-26-20	at Baylor	0-0	0.0	2-2	100.0	2
10-3-20	Oklahoma State	1-1	100.0	0-0	0.0	3
10-17-20	at West Virginia	1-1	100.0	2-2	100.0	5
10-24-20	at Kansas State	0-1	0.0	2-2	100.0	2
10-31-20	Iowa State	0-1	0.0	2-2	100.0	2
11-7-20	at Oklahoma	1-1	100.0	0-0	0.0	3
11-28-20	TCU	1-1	100.0	0-0	0.0	3
12-5-20	at Texas Tech	1-1	100.0	2-2	100.0	7
<b>2020</b>		<b>5-8</b>	<b>62.5</b>	<b>11-11</b>	<b>100.0</b>	<b>28</b>
9-3-21	South Dakota	1-1	100.0	2-2	100.0	5
9-10-21	at Coastal Carolina	1-1	100.0	1-2	50.0	4
9-25-21	at Duke	2-3	66.7	3-3	100.0	9
10-2-21	at Iowa State	0-1	0.0	1-1	100.0	1
10-16-21	Texas Tech	0-1	0.0	2-2	100.0	2
10-23-21	Oklahoma	1-2	50.0	2-2	100.0	5
10-30-21	at Oklahoma State	1-1	100.0	0-0	0.0	3
11-6-21	Kansas State	1-2	50.0	1-1	100.0	4
11-13-21	at Texas	0-0	0.0	7-7	100.0	7
11-20-21	at TCU	0-1	0.0	4-4	100.0	4
11-27-21	West Virginia	2-2	100.0	2-2	100.0	8
<b>2021</b>		<b>9-15</b>	<b>60.0</b>	<b>26-27</b>	<b>96.3</b>	<b>53</b>
9-2-22	Tennessee Tech	0-1	0.0	8-8	100.0	8
9-10-22	at West Virginia	0-0	0.0	7-7	100.0	7
9-17-22	at Houston	2-2	100.0	6-6	100.0	12
9-24-22	Duke	0-0	0.0	5-5	100.0	5
10-1-22	Iowa State	0-1	0.0	2-2	100.0	2
10-8-22	TCU	1-2	50.0	4-4	100.0	7
10-15-22	at Oklahoma	0-0	0.0	6-6	100.0	6
10-22-22	at Baylor	1-1	100.0	2-2	100.0	5
11-5-22	Oklahoma State	3-3	100.0	4-4	100.0	13
11-12-22	at Texas Tech	0-2	0.0	4-4	100.0	4
<b>2022</b>		<b>7-12</b>	<b>58.3</b>	<b>48-48</b>	<b>100.0</b>	<b>69</b>
<b>Career</b>		<b>26-44</b>	<b>59.1</b>	<b>85-86</b>	<b>98.8</b>	<b>151</b>

**Career Highs:** Long - 50 (at Duke, 9-25-21), Field Goals Made - 3 (vs. Oklahoma State, 11-5-22), Extra Points Made - 8 (vs. Tennessee Tech, 9-2-22), Points - 13 (vs. Oklahoma State, 11-5-22).

84



## KEVIN TERRY

Wide Receiver | 6'1" | 195 | TR | RS-Junior  
Little Elm, Texas | Little Elm HS/Texas Tech

### Notables:

- Made his KU debut against Tennessee Tech, hauling in two catches for 21 yards.
- Missed the 2021 season due to injury.
- Transferred to Kansas from Texas Tech, where he played in three games for the Red Raiders at wide receiver and special teams.
- As a redshirt freshman at Texas Tech, he appeared in four games.

### Career Receiving Stats

Date	Opponent	No.	Yds.	TD	Avg.
9-2-22	Tennessee Tech	2	21	0	10.5
9-10-22	at West Virginia	1	12	0	12.0
10-22-22	at Baylor	1	9	0	9.0
<b>2022</b>		<b>4</b>	<b>42</b>	<b>0</b>	<b>10.5</b>
<b>Career</b>		<b>4</b>	<b>42</b>	<b>0</b>	<b>10.5</b>

**Career Highs:** Receptions - 2 (vs. Tennessee Tech, 9-2-22), Yards - 21 (vs. Tennessee Tech, 9-2-22).

### Career Rushing Stats

Date	Opponent	No.	Yds.	TD	Avg.
11-12-22	at Texas Tech	1	-4	0	-4.0
<b>2022</b>		<b>1</b>	<b>-4</b>	<b>0</b>	<b>-4.0</b>
<b>Career</b>		<b>1</b>	<b>-4</b>	<b>0</b>	<b>-4.0</b>

**Career Highs:** Rushes - 1 (at Texas Tech, 11-12-22).

85



## KELAN ROBINSON

Wide Receiver | 6'2" | 207 | RS | RS-Freshman  
Grand Prairie, Texas | South Grand Prairie HS

### Notables:

- Saw action in the final game of the 2021 season against West Virginia, while maintaining his Redshirt status.
- Was a Rivals.com and 247 Sports composite three-star recruit out of high school.
- Had 10 catches for 167 yards during the regular season of his senior season.

### Career Defensive Stats

Date	Opponent	UA-A-TT	TFL	Sack	Int.	PD	FF/R
10-8-22	TCU	2-0-2	0-0	0-0	0	0	0/0
<b>2022</b>		<b>2-0-2</b>	<b>0-0</b>	<b>0-0</b>	<b>0</b>	<b>0</b>	<b>0/0</b>

**Career Highs:** Tackles - 2 (vs. TCU, 10-8-22)

86



## MAC COPELAND

Tight End | 6'4" | 260 | 2L | RS-Senior  
Wichita, Kan. | Wichita Collegiate HS

### Notables:

- Saw action in nine games in 2021 on special teams, while making one assisted tackle on the year against Kansas State.
- Played in four games as a sophomore.
- Three-time academic All-Big 12 First Team member.

87



## WILL HUGGINS

Tight End | 6'7" | 255 | 1L | RS-Sophomore  
Lenexa, Kan. | Shawnee Mission South HS

### Notables:

- Played in three games in 2021, did not record any stats.
- Made his KU debut at Oklahoma, which he caught one pass for 20 yards, resulting in his first-career touchdown.

### Career Receiving Stats

Date	Opponent	No.	Yds.	TD	Avg.
11-7-20	at Oklahoma	1	20	1	20.0
<b>Career</b>		<b>1</b>	<b>20</b>	<b>1</b>	<b>20.0</b>

**Career Highs:** Receptions - 1 (at Oklahoma, 11-7-20), Yards - 20 (at Oklahoma, 11-7-20), Touchdowns - 1 (at Oklahoma, 11-7-20).

88



## TEVITA NOA

Tight End | 6'4" | 256 | TR | Junior  
Salt Lake City, Utah | Highland HS/Snow College

### Notables:

- Played at Snow College after a standout high school career at Highland HS, before transferring to Kansas.
- Caught nine passes for 159 yards and four touchdowns in seven games for Snow College during the Spring 2021 season.
- Helped lead team to an NJCAA national runner-up finish.

89



## MASON FAIRCHILD

Tight End | 6'5" | 261 | 3L | Senior  
Andale, Kan. | Andale HS

### Notables:

- Played in 11 games in 2021, starting nine games at tight end. Caught 13 passes for 128 yards and a touchdown.
- Career high of four catches for 58 yards came against South Dakota in 2021.
- Started six games in 2020, while playing in nine.

### Career Receiving Stats

Date	Opponent	No.	Yds.	TD	Avg.
9-13-19	at Boston College	1	9	0	9.0
9-28-19	at TCU	1	23	0	23.0
<b>2019</b>		<b>2</b>	<b>32</b>	<b>0</b>	<b>16.0</b>
10-24-20	at Kansas State	2	38	0	19.0
10-31-20	Iowa State	3	19	0	6.3
<b>2020</b>		<b>5</b>	<b>57</b>	<b>0</b>	<b>8.1</b>
9-3-21	South Dakota	4	58	0	14.5
9-18-21	Baylor	3	13	0	4.3
10-16-21	Texas Tech	1	7	0	7.0
10-30-21	at Oklahoma State	1	6	0	6.0
11-6-21	Kansas State	2	13	0	6.5
11-13-21	at Texas	2	31	1	15.5
<b>2021</b>		<b>13</b>	<b>128</b>	<b>1</b>	<b>9.8</b>
9-2-22	Tennessee Tech	2	6	1	3.0
9-10-22	at West Virginia	1	10	1	10.0
9-17-22	at Houston	1	4	0	4.0
10-8-22	TCU	3	80	1	26.7
10-15-22	at Oklahoma	6	106	2	17.7
10-22-22	at Baylor	2	19	0	9.5
11-12-22	at Texas Tech	5	49	0	9.8
<b>2022</b>		<b>20</b>	<b>274</b>	<b>5</b>	<b>13.7</b>
<b>Career</b>		<b>40</b>	<b>491</b>	<b>6</b>	<b>12.3</b>

**Career Highs:** Receptions - 6 (at Oklahoma, 10-15-22), Yards - 106 (at Oklahoma, 10-15-22), Touchdowns - 2 (at Oklahoma, 10-15-22).

90



**JEREME ROBINSON**

Defensive End | 6'3" | 255 | 2L | Junior  
Montgomery, Ala. | Carver HS

**Notables:**

- Made two tackles including 1.5 tackles-for-loss and an assisted sack in the season opener against Tennessee Tech. Also blocked a FG, which was returned for a 61 yard touchdown.
- Played in all 12 games as a sophomore in 2021, making 15 tackles and 3.5 tackles for loss.
- Had three tackles including a tackle-for-loss in each of the final two games of the season against TCU and West Virginia.
- As a freshman, played in six games, totaling two tackles against Oklahoma State and TCU.

**Career Defensive Stats**

Date	Opponent	UA-At-TT	TFL	Sack	Int.	PD	FF/R
10-3-20	Oklahoma State	0-1-1	0-0	0-0	0	0	0/0
11-28-20	TCU	1-0-1	1-1	0-0	0	0	0/0
<b>2020</b>		<b>1-1-2</b>	<b>1-1</b>	<b>0-0</b>	<b>0</b>	<b>0</b>	<b>0/0</b>
9-10-21	at Coastal Carolina	0-2-2	0-0	0-0	0	0	0/0
9-25-21	at Duke	0-2-2	0.5-1	0-0	0	0	0/0
10-2-21	at Iowa State	1-0-1	0-0	0-0	0	0	0/0
10-16-21	Texas Tech	0-1-1	0-0	0-0	0	0	0/0
10-23-21	Oklahoma	1-1-2	1.0-1	0-0	0	0	0/0
10-30-21	at Oklahoma State	1-0-1	0-0	0-0	0	0	0/0
11-20-21	at TCU	3-0-3	1.0-2	1.0-2	0	0	1/0
11-27-21	West Virginia	2-1-3	1.0-1	0-0	0	0	0/0
<b>2021</b>		<b>8-7-15</b>	<b>3.5-5</b>	<b>0-0</b>	<b>0</b>	<b>0</b>	<b>0/0</b>
9-2-22	Tennessee Tech	1-1-2	1.5-2	0.5-2	0	0	0/0
9-10-22	at West Virginia	2-0-2	0-0	0-0	0	0	0/0
9-17-22	at Houston	2-1-3	1.0-2	1.0-2	0	0	1/1
9-24-22	Duke	2-0-2	0-0	0-0	0	0	0/0
10-1-22	Iowa State	0-3-3	1.0-5	0.5-5	0	0	0/0
10-8-22	TCU	0-2-2	0-0	0-0	0	0	0/0
10-15-22	at Oklahoma	2-2-4	0-0	0-0	0	0	0/0
10-22-22	at Baylor	2-0-2	1.0-15	1.0-15	0	0	1/1
11-5-22	Oklahoma State	4-0-4	2.0-5	0-0	0	0	0/0
11-12-22	at Texas Tech	0-1-1	0-0	0-0	0	0	0/0
<b>2022</b>		<b>15-10-25</b>	<b>6.5-29</b>	<b>3.0-24</b>	<b>0</b>	<b>0</b>	<b>2/2</b>
<b>Career</b>		<b>24-18-43</b>	<b>10.0-37</b>	<b>3.0-24</b>	<b>0</b>	<b>0</b>	<b>2/2</b>

**Career Highs:** Tackles - 4 (Two Times, MR vs. Oklahoma State, 11-5-22), Tackles for Loss - 2.0 (vs. Oklahoma State, 11-5-22), Sacks - 1.0 (at Baylor, 10-22-22), Blocked FG's - 1 (vs. Tennessee Tech, 9-2-22), Forced fumbles - 1 (Two Times, MR at Baylor, 10-22-22), Fumble recoveries - 1 (Two Times, MR at Baylor, 10-22-22)

91



**JELANI ARNOLD**

Defensive Line | 6'2" | 275 | 2L | Super-Senior  
Irving, Texas | MacArthur HS

**Notables:**

- Played in five games as a senior in 2021, primarily on special teams. Recorded one tackle.
- Two-time academic All-Big 12 First Team member.
- Played in five games as a junior in 2020 and in 11 of 12 KU's games in 2019.

**Career Defensive Stats**

Date	Opponent	UA-A-TT	TFL	Sack	Int.	PD	FF/R
8-31-19	Indiana State	1-0-1	0-0	0-0	0	0	0/0
9-28-19	at TCU	1-0-1	0-0	0-0	0	0	0/0
<b>2019</b>		<b>2-0-2</b>	<b>0-0</b>	<b>0-0</b>	<b>0</b>	<b>0</b>	<b>0/0</b>
10-1-22	Iowa State	1-0-1	0-0	0-0	0	0	0/0
<b>2022</b>		<b>1-0-1</b>	<b>0-0</b>	<b>0-0</b>	<b>0</b>	<b>0</b>	<b>0/0</b>

**Career Highs:** Tackles - 1 (Three Times, MR vs. Iowa Stat, 10-1-22).

92



**TOMMY DUNN JR.**

Defensive Line | 6'3" | 310 | RS | RS-Freshman  
Garland, Texas | Naaman Forest HS

**Notables:**

- Made his KU debut against Tennessee Tech, tallying two tackles, including one for loss.
- Did not appear in any games as a freshman, redshirted.
- Was a Rivals.com and 247 Sports composite three-star recruit, where he totaled 39 tackles, eight tackles-for-loss and five sacks as a senior.

**Career Defensive Stats**

Date	Opponent	UA-At-TT	TFL	Sack	Int.	PD	FF/R
9-2-22	Tennessee Tech	2-0-2	1.0-1	0-0	0	0	0/0
10-1-22	Iowa State	1-0-1	0-0	0-0	0	0	0/0
10-15-22	at Oklahoma	0-1-1	0-0	0-0	0	0	0/0
11-5-22	Oklahoma State	2-1-3	0.5-2	0.5-2	0	0	0/0
11-12-22	at Texas Tech	1-0-1	0-0	0-0	0	0	0/0
<b>2022</b>		<b>6-2-8</b>	<b>1.5-3</b>	<b>0.5-2</b>	<b>0</b>	<b>0</b>	<b>0/0</b>
<b>Career</b>		<b>6-2-8</b>	<b>1.5-3</b>	<b>0.5-2</b>	<b>0</b>	<b>0</b>	<b>0/0</b>

**Career Highs:** Tackles - 3 (vs. Oklahoma State, 11-5-22), Tackles-for-loss - 1.0 (vs. Tennessee Tech, 9-3-22), Sacks - 0.5 (vs. Oklahoma State, 11-5-22).

93



**SAM BURT**

Defensive Line | 6'4" | 295 | 4L | Super-Senior  
Abilene, Kan. | Abilene HS

**Notables:**

- Kansas' nominee for the prestigious Wuerffel Trophy and William V. Campbell Trophy in 2022.
- Appeared in four games in a limited redshirt senior season, recording two tackles against Kansas State.
- Started seven games as a senior in 2020, totaling 15 tackles and 0.5 tackles-for-loss.

**Career Defensive Stats**

Date	Opponent	UA-A-TT	TFL	Sack	Int.	PD	FF/R
8-31-19	Indiana State	3-1-4	0-0	0-0	0	0	0/0
9-21-19	West Virginia	1-1-2	0-0	0-0	0	0	0/0
9-28-19	at TCU	2-0-2	1.0-2	0-0	0	0	0/0
10-26-19	Texas Tech	2-0-2	0-0	0-0	0	0	0/0
11-2-19	K-State	1-1-2	0-0	0-0	0	0	0/0
11-16-19	at Oklahoma State	1-0-1	0-0	0-0	0	0	0/0
11-23-19	at Iowa State	1-0-1	0-0	0-0	0	0	0/0
11-30-19	Baylor	1-0-1	0-0	0-0	0	0	0/0
<b>2019</b>		<b>12-3-15</b>	<b>1.0-2</b>	<b>0-0</b>	<b>0</b>	<b>0</b>	<b>0/0</b>
9-12-20	Coastal Carolina	1-1-2	0-0	0-0	0	0	0/0
9-26-20	at Baylor	3-1-4	0-0	0-0	0	0	0/0
10-3-20	Oklahoma State	2-0-2	0-0	0-0	0	0	0/0
10-17-20	at West Virginia	1-1-2	0-0	0-0	0	0	0/0
10-24-20	at Kansas State	0-1-1	0.5-1	0-0	0	0	0/0
10-31-20	Iowa State	2-0-2	0-0	0-0	0	0	0/0
11-7-20	at Oklahoma	1-0-1	0-0	0-0	0	0	0/0
11-28-20	TCU	1-0-1	0-0	0-0	0	0	0/0
<b>2020</b>		<b>11-4-15</b>	<b>0.5-1</b>	<b>0-0</b>	<b>0</b>	<b>0</b>	<b>0/0</b>
11-6-21	Kansas State	2-0-2	0-0	0-0	0	0	0/0
<b>2021</b>		<b>2-0-2</b>	<b>0-0</b>	<b>0-0</b>	<b>0</b>	<b>0</b>	<b>0/0</b>
9-2-22	Tennessee Tech	1-0-1	0-0	0-0	0	0	0/0
9-10-22	at West Virginia	2-1-3	0.5-3	0-0	0	0	0/0
9-17-22	at Houston	0-2-2	0-0	0-0	0	0	0/0
10-1-22	Iowa State	1-1-2	1.5-12	1.5-12	0	0	0/0
10-8-22	TCU	2-1-3	0-0	0-0	0	0	0/0
10-22-22	at Baylor	1-1-2	0-0	0-0	0	0	0/0
11-12-22	at Texas Tech	2-1-3	0-0	0-0	0	0	0/0
<b>2022</b>		<b>9-7-16</b>	<b>2.0-15</b>	<b>1.5-12</b>	<b>0</b>	<b>0</b>	<b>0/0</b>
<b>Career</b>		<b>35-14-49</b>	<b>3.5-18</b>	<b>1.5-12</b>	<b>0</b>	<b>0</b>	<b>0/0</b>

**Career Highs:** Tackles - 4 (at Baylor, 9-26-20), Tackles for Loss - 1.5 (vs. Iowa State, 10-1-22), Sacks - 1.5 (vs. Iowa State, 10-1-22)

94



## ANDON CARPENTER

Defensive Line | 6'2" | 270 | HS | Freshman  
Derby, Kan. | Derby HS

### Notables:

- Played strongside defensive end at Derby HS under head coach Brandon Clark, where he helped the Panthers to an 11-1 record in 2021.
- Totaled 84 tackles during his senior season, including 4 sacks and an interception.

95



## RONALD MCGEE

Defensive Line | 6'3" | 290 | 1L | Super-Senior  
Sumter, S.C. | Sumter HS/Bufalo

### Notables:

- Recorded 11 tackles (11 solo, 4 assisted) during his first season at KU, including half a sack against Oklahoma State.
- Transferred to Kansas from Buffalo, where he recorded seven tackles and a sack in 2020.
- Played in 13 games as a freshman at Buffalo, recording 11 tackles.

### Career Defensive Stats

Date	Opponent	UA-A-TT	TFL	Sack	Int.	PD	FF/R
9-3-21	South Dakota	3-0-3	0-0	0-0	0	0	0/0
9-10-21	at Coastal Carolina	0-1-1	0-0	0-0	0	0	0/0
9-18-21	Baylor	1-0-1	0-0	0-0	0	0	0/0
9-25-21	at Duke	1-1-2	0-0	0-0	0	0	0/0
10-30-21	at Oklahoma State	0-2-2	0.5-1	0.5-1	0	0	0/0
11-20-21	at TCU	2-0-2	0-0	0-0	0	0	0/0
<b>2021</b>		<b>7-4-11</b>	<b>0.5-1</b>	<b>0.5-1</b>	<b>0</b>	<b>0</b>	<b>0/0</b>
<b>Career</b>		<b>7-4-11</b>	<b>0-0</b>	<b>0-0</b>	<b>0</b>	<b>0</b>	<b>0/0</b>

**Career Highs:** Tackles - 3 (vs. South Dakota, 9-3-21), Tackles for Loss - 0.5 (at Oklahoma State, 10-30-21), Sacks - 0.5 (at Oklahoma State, 10-30-21)

96



## COLE PETRUS

Defensive Line | 6'3" | 236 | RS | RS-Freshman  
St. Louis, Mo. | Vianney HS

### Notables:

- Made his first career tackle against Tennessee Tech in the season-opener.
- Appeared in one game as a true freshman, redshirting the 2021 season.
- Played multiple positions at Vianney HS, including offensive tackle, tight end, running back, punter, linebacker and defensive end.
- Posted six sacks as a senior at Vianney HS.

### Career Defensive Stats

Date	Opponent	UA-At-TT	TFL	Sack	Int.	PD	FF/R
9-2-22	Tennessee Tech	1-0-1	0-0	0-0	0	0	0/0
<b>2022</b>		<b>1-0-1</b>	<b>0-0</b>	<b>0-0</b>	<b>0</b>	<b>0</b>	<b>0/0</b>
<b>Career</b>		<b>1-0-1</b>	<b>0-0</b>	<b>0-0</b>	<b>0</b>	<b>0</b>	<b>0/0</b>

**Career Highs:** Tackles - 1 (vs. Tennessee Tech, 9-3-22).

97



## KENEAN CALDWELL

Defensive Line | 6'3" | 315 | 1L | Junior  
Oak Grove, La. | Oak Grove HS

### Notables:

- Played in 10 games in 2021, starting at defensive tackle in six games. Started his first-career game against Texas Tech.
- Recorded 13 tackles on the season, including a tackle-for-loss against South Dakota.

### Career Defensive Stats

Date	Opponent	UA-A-TT	TFL	Sack	Int.	PD	FF/R
9-3-21	South Dakota	3-0-3	1-0	0-0	0	0	0/0
9-10-21	at Coastal Carolina	0-1-1	0-0	0-0	0	0	0/0
9-25-21	at Duke	0-2-2	0-0	0-0	0	0	0/0
10-16-21	Texas Tech	1-0-1	0-0	0-0	0	0	0/0
10-30-21	at Oklahoma State	1-0-1	0-0	0-0	0	0	0/0
11-13-21	at Texas	1-1-2	0-0	0-0	0	0	0/0
11-20-21	at TCU	0-2-2	0-0	0-0	0	0	0/0
11-27-21	West Virginia	1-0-1	0-0	0-0	0	0	0/0
<b>2021</b>		<b>7-6-13</b>	<b>1-0</b>	<b>0-0</b>	<b>0</b>	<b>0</b>	<b>0/0</b>
<b>Career</b>		<b>7-6-13</b>	<b>1-0</b>	<b>0-0</b>	<b>0</b>	<b>0</b>	<b>0/0</b>

**Career Highs:** Tackles - 3 (vs. South Dakota, 9-3-21), Tackles for Loss - 1 (vs. South Dakota, 9-3-21).

98



## CALEB SAMPSON

Defensive Line | 6'3" | 305 | 3L | Super-Senior  
Saint Rose, La. | Northlake Christian HS/Missouri/Coahoma CC

### Notables:

- Was a starter for KU in each of the Jayhawks' nine games this season and registered 15 tackles (12 solo, three assisted). Also had 2.0 TFL of five yards.
- Recorded a career-high two tackles-for-loss against Baylor.
- Had two sacks in 2019, against West Virginia and TCU.
- Was a representative at the 2022 Big 12 Football Media Days.

### Career Defensive Stats

Date	Opponent	UA-A-TT	TFL	Sack	Int.	PD	FF/R
8-31-19	Indiana State	0-0-0	0-0	0-0	0	1	0/0
9-13-19	at Boston College	0-2-2	0-0	0-0	0	0	0/0
9-21-19	West Virginia	1-0-1	1.0-7	1.0-7	0	0	0/0
9-28-19	at TCU	1-0-1	1.0-11	1.0-11	0	0	0/0
10-19-19	at Texas	3-1-4	0-0	0-0	0	1	0/0
11-2-19	K-State	1-0-1	0-0	0-0	0	0	0/0
11-16-19	at Oklahoma State	1-0-1	0-0	0-0	0	0	0/0
11-23-19	at Iowa State	0-1-1	0-0	0-0	0	1	0/0
11-30-19	Baylor	1-0-1	0-0	0-0	0	0	0/0
<b>2019</b>		<b>8-4-12</b>	<b>2.0-18</b>	<b>2.0-18</b>	<b>0</b>	<b>3</b>	<b>0/0</b>
9-12-20	Coastal Carolina	3-0-3	0-0	0-0	0	0	0/0
9-26-20	at Baylor	1-1-2	0-0	0-0	0	0	0/0
10-3-20	Oklahoma State	2-0-2	0-0	0-0	0	0	0/0
10-17-20	at West Virginia	1-0-1	1.0-3	0-0	0	0	0/0
10-31-20	Iowa State	1-1-2	0-0	0-0	0	0	0/0
12-5-20	at Texas Tech	4-0-4	1.0-2	0-0	0	1	1/0
<b>2020</b>		<b>12-2-14</b>	<b>2.0-5</b>	<b>0-0</b>	<b>0</b>	<b>1</b>	<b>1/0</b>
9-10-21	South Dakota	1-1-2	0-0	0-0	0	0	0/0
9-18-21	Baylor	3-1-4	2.0-3	0-0	0	0	0/0
9-25-21	at Duke	2-1-3	0-0	0-0	0	0	0/0
10-2-21	at Iowa State	2-0-2	0-0	0-0	0	0	0/0
10-16-21	Texas Tech	1-2-3	0.5-2	0-0	0	0	0/0
10-23-21	Oklahoma	1-0-1	1.0-10	1.0-10	0	0	0/0
11-6-21	Kansas State	1-0-1	0-0	0-0	0	0	0/0
11-20-21	at TCU	3-3-6	0-0	0-0	0	0	0/0
11-27-21	West Virginia	1-1-2	0-0	0-0	0	1	0/0
<b>2021</b>		<b>15-9-24</b>	<b>3.5-15</b>	<b>1.0-10</b>	<b>0</b>	<b>0</b>	<b>1/0</b>
9-2-22	Tennessee Tech	1-1-2	1.5-3	0.5-2	0	0	0/0
9-10-22	at West Virginia	1-3-4	0-0	0-0	0	0	0/0
9-17-22	at Houston	1-1-2	1.0-8	1.0-8	0	0	0/0
9-24-22	Duke	3-0-3	0-0	0-0	0	0	0/0
10-8-22	TCU	0-0-0	0-0	0-0	0	1	0/0
10-22-22	at Baylor	1-0-1	1.0-7	1.0-7	0	0	0/0
11-12-22	at Texas Tech	2-1-3	0-0	0-0	0	0	0/0
<b>2022</b>		<b>9-6-15</b>	<b>3.5-18</b>	<b>2.5-17</b>	<b>0</b>	<b>1</b>	<b>0/0</b>
<b>Career</b>		<b>44-21-65</b>	<b>11.0-66</b>	<b>5.5-45</b>	<b>0</b>	<b>5</b>	<b>1/0</b>

**Career Highs:** Tackles - 6 (at TCU, 11-20-21), Tackles for Loss - 2.0 (vs. Baylor, 9-18-21), Sacks - 1.0 (Three Times, MR - at Baylor, 10-22-22), Forced Fumbles - 1 (at Texas Tech, 12-5-20) Pass Deflections - 1 (Four Times, MR - vs. TCU, 10-8-22).

99



## MALCOLM LEE

Defensive Line | 6'5" | 305 | 3L | Super-Senior  
Omaha, Neb. | Bellevue West HS/Iowa Western CC

### Notables:

- Started in 11 games at defensive end in 2021, while playing in all 12. Recorded 23 tackles, 1.5 sacks and 2.5 tackles-for-loss.
- Had a career-high five tackles against Coastal Carolina in 2019, which included a half sack.
- Recorded a sack of 20 yards against Kansas State in 2021.

### Career Defensive Stats

Date	Opponent	UA-A-TT	TFL	Sack	Int.	PD	FF/R
9-7-19	Coastal Carolina	4-1-5	0.5-1	0.5-1	0	0	0/0
9-13-19	at Boston College	1-2-3	0.5-3	0.5-3	0	0	0/0
9-21-19	West Virginia	1-1-2	0.0	0.0	0	0	0/0
9-28-19	at TCU	1-0-1	0.0	0.0	0	0	0/0
10-26-19	Texas Tech	1-0-1	0.0	0.0	0	0	0/0
11-2-19	K-State	2-0-2	0.0	0.0	0	0	0/0
11-16-19	at Oklahoma State	2-0-2	0.0	0.0	0	0	0/0
11-23-19	at Iowa State	2-0-2	0.0	0.0	0	0	0/0
<b>2019</b>		<b>14-4-18</b>	<b>1.0-4</b>	<b>1.0-4</b>	<b>0</b>	<b>0</b>	<b>0/0</b>
9-12-20	Coastal Carolina	0-1-1	0.0	0.0	0	0	0/0
10-17-20	at West Virginia	0-3-3	0.5-1	0.0	1	0	0/0
10-24-20	at Kansas State	1-0-1	0-0	0-0	0	0	0/0
10-31-20	Iowa State	1-0-1	0-0	0-0	0	0	0/0
11-7-20	at Oklahoma	0-1-1	0-0	0-0	0	0	0/0
<b>2020</b>		<b>2-5-7</b>	<b>0.5-1</b>	<b>0.0</b>	<b>1</b>	<b>0</b>	<b>0/0</b>
9-3-21	South Dakota	3-1-4	0-0	0-0	0	0	0/0
9-10-21	at Coastal Carolina	1-1-2	0.5-0	0.5-0	0	0	1/0
9-18-21	Baylor	1-0-1	1.0-2	0-0	0	0	0/0
9-25-21	at Duke	0-2-2	0-0	0-0	0	0	0/0
10-2-21	at Iowa State	2-1-3	0-0	0-0	0	0	0/0
10-16-21	Texas Tech	0-1-1	0-0	0-0	0	0	0/0
10-23-21	Oklahoma	1-0-1	0-0	0-0	0	0	0/0
11-6-21	Kansas State	4-0-4	1.0-20	1.0-20	0	0	0/0
11-13-21	at Texas	1-0-1	0-0	0-0	0	0	0/0
11-20-21	at TCU	0-3-3	0-0	0-0	0	0	0/0
11-27-21	West Virginia	1-0-1	0-0	0-0	0	0	0/0
<b>2021</b>		<b>17-6-23</b>	<b>2.5-22</b>	<b>1.5-22</b>	<b>0</b>	<b>0</b>	<b>1/0</b>
9-2-22	Tennessee Tech	1-1-2	0-0	0-0	0	0	0/0
9-10-22	at West Virginia	2-0-2	0-0	0-0	0	1	0/0
9-17-22	at Houston	1-1-2	0-0	0-0	0	0	0/0
9-24-22	Duke	0-2-2	0.5-3	0-0	0	0	0/0
10-1-22	Iowa State	3-1-4	1.0-5	0-0	0	0	0/0
10-8-22	TCU	2-0-2	0-0	0-0	0	0	0/0
10-15-22	at Oklahoma	2-2-4	0-0	0-0	0	0	0/0
10-22-22	at Baylor	1-1-2	0-0	0-0	0	0	0/0
11-5-22	Oklahoma State	1-0-1	0-0	0-0	0	0	0/0
11-12-22	at Texas Tech	2-1-3	1.0-5	1.0-5	0	0	0/0
<b>2022</b>		<b>15-9-24</b>	<b>2.5-13</b>	<b>1.0-5</b>	<b>0</b>	<b>1</b>	<b>0/0</b>
<b>Career</b>		<b>44-25-69</b>	<b>6.5-40</b>	<b>3.5-31</b>	<b>1</b>	<b>1</b>	<b>1/0</b>

**Career Highs:** Tackles - 5 (vs. Coastal Carolina, 9-7-19), Tackles for Loss - 1 (Three Times, MR at Texas Tech, 11-12-22), Sacks - 1.0 (Two Times, MR at Texas Tech, 11-12-22), Interceptions - 1 (at West Virginia, 10-17-20)

# 2022 SEASON STATISTICS

## RESULTS

DATE	OPPONENT	SCORE	RESULT	ATTENDANCE
Sept. 2	Tennessee Tech	56-10	W	34,902
Sept. 10	at West Virginia*	55-42 (OT)	W	52,188
Sept. 17	at Houston	48-30	W	30,317
Sept. 24	Duke	35-27	W	47,233%
Oct. 1	Iowa State*	14-11	W	47,233%
Oct. 8	#17 TCU*	31-38	L	47,233%
Oct. 15	at Oklahoma*	42-52	L	83,874
Oct. 22	at Baylor*	23-35	L	45,882
Nov. 5	#18 Oklahoma State*	37-16	W	43,606
Nov. 12	at Texas Tech*	28-43	L	55,613

\*Big 12 Conference Game, % Sellout

## TEAM STATISTICS

	KU	OPP.
<b>SCORING</b>	<b>369</b>	<b>304</b>
Points Per Game	36.9	30.4
Points Off Turnovers	69	41
<b>FIRST DOWNS</b>	<b>201</b>	<b>246</b>
Rushing	87	95
Passing	100	132
Penalty	14	9
<b>RUSHING YARDAGE</b>	<b>2,105</b>	<b>1,667</b>
Yards gained rushing	2,258	1,874
Yards lost rushing	153	207
Rushing Attempts	352	413
Average Per Rush	6.0	4.0
Average Per Game	210.5	166.7
TDs Rushing	23	22
<b>PASSING YARDAGE</b>	<b>2,345</b>	<b>2,770</b>
Comp-Att-Int	166-253-5	234-356-11
Average Per Pass	9.3	7.8
Average Per Catch	14.1	11.8
Average Per Game	234.1	277.0
TDs Passing	25	16
<b>TOTAL OFFENSE</b>	<b>4,446</b>	<b>4,437</b>
Total Plays	605	769
Average Per Play	7.3	5.8
Average Per Game	444.6	443.7
<b>KICK RETURNS: #-Yards</b>	<b>14-265</b>	<b>16-337</b>
<b>PUNT RETURNS: #-Yards</b>	<b>3-17</b>	<b>6-34</b>
<b>INT RETURNS: #-Yards</b>	<b>11-208</b>	<b>5-1</b>
<b>KICK RETURN AVERAGE</b>	<b>18.9</b>	<b>21.1</b>
<b>PUNT RETURN AVERAGE</b>	<b>5.7</b>	<b>5.7</b>
<b>INT RETURN AVERAGE</b>	<b>18.9</b>	<b>0.2</b>
<b>FUMBLES-LOST</b>	<b>16-8</b>	<b>10-8</b>
<b>PENALTIES-Yards</b>	<b>56-510</b>	<b>47-378</b>
Average Per Game	51.0	37.8
<b>PUNTS-Yards</b>	<b>28-1,123</b>	<b>27-1,145</b>
Average Per Punt	40.1	42.4
Net punt average	36.8	38.7
<b>KICKOFFS-Yards</b>	<b>64-3,884</b>	<b>59-3,536</b>
Average Per Kick	60.7	59.9
Net kick average	39.4	38.0
<b>TIME OF POSSESSION/Game</b>	<b>28:31</b>	<b>31:29</b>
<b>3RD-DOWN Conversions</b>	<b>61/118</b>	<b>71/152</b>
3rd-Down Pct	52%	47%
<b>4TH-DOWN Conversion</b>	<b>7/14</b>	<b>15/23</b>
4th-Down Pct	50%	65%
<b>SACKS BY-Yards</b>	<b>22-134</b>	<b>8-50</b>
<b>MISC YARDS</b>	<b>0</b>	<b>0</b>
<b>TOUCHDOWNS SCORED</b>	<b>50</b>	<b>38</b>
<b>FIELD GOALS-ATTEMPTS</b>	<b>7-12</b>	<b>13-18</b>
<b>ON-SIDE KICKS</b>	<b>0-0</b>	<b>0-1</b>
<b>RED-ZONE SCORES</b>	<b>(42-49) 86%</b>	<b>(36-45) 80%</b>
<b>RED-ZONE TOUCHDOWNS</b>	<b>(35-49) 71%</b>	<b>(25-45) 56%</b>
<b>PAT-ATTEMPTS</b>	<b>(48-48) 100%</b>	<b>(33-34) 97%</b>

## SCORE BY QUARTER

	1Q	2Q	3Q	4Q	OT	Total
Kansas	76	115	84	81	13	369
Opponents	83	90	54	77	0	304

## RUSHING

	GP	ATT	GAIN	LOSS	NET	AVG	TD	LONG	AVG/G
Devin Neal	10	142	975	24	951	6.7	7	80	95.1
Jalon Daniels	6	53	371	30	341	6.4	5	37	56.8
Daniel Hishaw Jr.	5	44	275	13	262	6.0	5	30	52.4
Jason Bean	9	38	259	37	222	5.8	4	73	24.7
Sevion Morrison	9	18	156	2	154	8.6	1	40	17.1
Ky Thomas	7	37	154	18	136	3.7	1	40	19.4
Quentin Skinner	10	2	41	0	41	20.5	0	20	4.1
Ethan Vasko	1	2	17	11	6	3.0	0	17	6.0
Torry Locklin	10	3	5	0	5	1.7	0	3	0.5
Steven McBride	6	1	4	0	4	4.0	0	4	0.7
Tanaka Scott	9	1	1	0	1	1.0	0	1	0.1
Kevin Terry	10	1	0	4	-4	-4.0	0	0	-0.4
Team	10	10	0	14	-14	-1.4	0	0	-1.4
<b>Total</b>	<b>10</b>	<b>352</b>	<b>2,258</b>	<b>153</b>	<b>2,105</b>	<b>6.0</b>	<b>23</b>	<b>80</b>	<b>210.5</b>
<b>Opponents</b>	<b>10</b>	<b>413</b>	<b>1,874</b>	<b>207</b>	<b>1,667</b>	<b>4.0</b>	<b>22</b>	<b>40</b>	<b>166.7</b>

## PASSING

	G	EFFIC	CMP-ATT-INT	PCT	YDS	TD	LNG	AVG/G
Jason Bean	9	174.6	85-131-4	64.9	1,256	14	66	139.6
Jalon Daniels	6	172.9	78-117-1	66.7	1,072	1	73	178.7
Ethan Vasko	1	81.8	3-5-0	60.0	13	0	9	13.0
<b>Total</b>	<b>10</b>	<b>172.0</b>	<b>166-253-5</b>	<b>65.6</b>	<b>2,341</b>	<b>25</b>	<b>73</b>	<b>234.1</b>
<b>Opponents</b>	<b>10</b>	<b>139.7</b>	<b>234-356-11</b>	<b>65.7</b>	<b>2,770</b>	<b>16</b>	<b>67</b>	<b>277.0</b>

## RECEIVING

	G	NO	YDS	AVG	TD	LONG	AVG/G
Luke Grimm	9	36	386	10.7	4	31	42.9
Lawrence Arnold	10	31	529	17.1	4	60	52.9
Quentin Skinner	10	21	338	16.1	5	56	33.8
Mason Fairchild	10	20	274	13.7	5	48	27.4
Devin Neal	10	16	151	9.4	1	53	15.1
Jared Casey	10	11	186	16.9	3	66	18.6
Tanaka Scott	9	6	91	15.2	0	52	10.1
Trevor Kardell	10	5	65	13.0	1	22	6.5
Kevin Terry	10	4	42	10.5	0	14	4.2
Daniel Hishaw Jr.	5	3	95	31.7	1	73	19.0
Ky Thomas	7	3	4	1.3	0	2	0.6
Sevion Morrison	9	3	26	8.7	0	13	2.9
Torry Locklin	10	2	68	34.0	1	60	6.8
Steven McBride	6	2	23	11.5	0	16	3.8
Trevor Wilson	2	2	52	26.0	0	47	26.0
Douglas Emilien	10	1	11	11.0	0	11	1.1
<b>Total</b>	<b>10</b>	<b>166</b>	<b>2,341</b>	<b>14.1</b>	<b>25</b>	<b>73</b>	<b>234.1</b>
<b>Opponents</b>	<b>10</b>	<b>234</b>	<b>2,770</b>	<b>11.8</b>	<b>16</b>	<b>67</b>	<b>277.0</b>

## TOTAL OFFENSE

	G	PLAYS	RUSH	PASS	TOTAL	AVG/G
Jason Bean	9	169	222	1,256	1,478	164.2
Jalon Daniels	6	170	341	1,072	1,413	235.5
Devin Neal	40	142	951	0	951	95.1
Daniel Hishaw Jr.	5	44	262	0	262	52.4
Sevion Morrison	9	18	154	0	154	17.1
Ky Thomas	7	37	136	0	136	19.4
Quentin Skinner	10	2	41	0	41	4.1
Ethan Vasko	1	7	6	13	19	19.0
Torry Locklin	10	3	5	0	5	0.5
Steven McBride	6	1	4	0	4	0.7
Tanaka Scott	9	1	1	0	1	0.1
Kevin Terry	10	1	-4	0	-4	-0.4
Team	10	0	-14	0	-14	-1.4
<b>Total</b>	<b>10</b>	<b>605</b>	<b>2,105</b>	<b>2,341</b>	<b>4,446</b>	<b>444.6</b>
<b>Opponents</b>	<b>10</b>	<b>769</b>	<b>1,667</b>	<b>2,770</b>	<b>4,437</b>	<b>443.7</b>

## SCORING

	TD	FGs	PATs				DXP	SAF	PTS
			KICK	RUSH	RCV	PASS			
Jacob Borcila	--	7-12	48-48	--	--	--	--	69	
Devin Neal	8	--	--	--	--	--	--	48	
Daniel Hishaw Jr.	6	--	--	--	--	--	--	36	
Mason Fairchild	5	--	--	--	--	--	--	30	
Jalon Daniels	5	--	--	--	--	--	--	30	
Quentin Skinner	5	--	--	--	--	--	--	30	
Lawrence Arnold	4	--	--	--	--	--	--	24	
Jason Bean	4	--	--	--	--	--	--	24	
Luke Grimm	3	--	--	--	--	--	--	18	
Jared Casey	3	--	--	--	--	--	--	18	
Cobee Bryant	2	--	--	--	--	--	--	12	
Torry Locklin	1	--	--	--	--	--	--	6	
Trevor Kardell	1	--	--	--	--	--	--	6	
Sevion Morrison	1	--	--	--	--	--	--	6	
Ky Thomas	1	--	--	--	--	--	--	6	
<b>Total</b>	<b>50</b>	<b>7-12</b>	<b>48-48</b>	<b>0</b>	<b>0</b>	<b>0</b>	<b>0</b>	<b>369</b>	
<b>Opponents</b>	<b>38</b>	<b>13-18</b>	<b>33-34</b>	<b>1</b>	<b>1</b>	<b>1</b>	<b>0</b>	<b>304</b>	

## KICK RETURNS

	NO	YDS	AVG	TD	LONG
Kenny Logan Jr.	8	171	21.4	0	38
Sevion Morrison	2	58	29.0	0	37
Andrew Russell	1	0	0.0	0	0
Trevor Kardell	1	3	3.0	0	3
Steven McBride	1	31	31.0	0	31
Trevor Wilson	1	2	2.0	0	2
<b>Total</b>	<b>14</b>	<b>265</b>	<b>18.9</b>	<b>0</b>	<b>38</b>
<b>Opponents</b>	<b>16</b>	<b>337</b>	<b>21.1</b>	<b>0</b>	<b>37</b>

## PUNT RETURNS

	NO	YDS	AVG	TD	LONG
OJ Burroughs	2	20	10.0	0	16
Luke Grimm	1	-3	-3.0	0	0
<b>Total</b>	<b>3</b>	<b>17</b>	<b>5.7</b>	<b>0</b>	<b>16</b>
<b>Opponents</b>	<b>6</b>	<b>34</b>	<b>5.7</b>	<b>0</b>	<b>22</b>

## FUMBLE RETURNS

	NO	YDS	AVG	TD	LONG
Jereme Robinson	2	49	24.5	0	49
Torry Locklin	2	0	0.0	0	0
Hayden Hatcher	2	0	0.0	0	0
Kenny Logan Jr.	1	0	0.0	0	0
Lorenzo McCaskill	1	0	0.0	0	0
<b>Total</b>	<b>8</b>	<b>49</b>	<b>6.1</b>	<b>0</b>	<b>49</b>
<b>Opponents</b>	<b>8</b>	<b>26</b>	<b>3.3</b>	<b>0</b>	<b>18</b>

## INTERCEPTIONS

	NO	YDS	AVG	TD	LONG
Cobee Bryant	3	86	28.7	1	82
Kenny Logan Jr.	2	43	21.5	0	26
Mello Dotson	2	18	9.0	0	13
Eriq Gilyard	1	11	11.0	0	11
Craig Young	1	13	13.0	0	13
OJ Burroughs	1	0	0.0	0	0
Rich Miller	1	37	37.0	0	37
<b>Total</b>	<b>11</b>	<b>208</b>	<b>18.9</b>	<b>1</b>	<b>86</b>
<b>Opponents</b>	<b>5</b>	<b>1</b>	<b>0.2</b>	<b>0</b>	<b>1</b>

## FIELD GOAL SEQUENCE

	KANSAS	OPPONENTS
Tennessee Tech	40	50, (28), 27
West Virginia		(27), (28)
Houston	(22), (33)	(20)
Duke		(22), (37)
Iowa State	50	30, (35), 45, 37
TCU	(40), 31	(39)
Oklahoma		(37)
Baylor	(30)	
Oklahoma State	(21), (20), (31)	(35)
Texas Tech	41, 37	(33), (51), (30)

Numbers in parentheses indicate field goal was made.

## FIELD GOALS

	FGM-FGA	PCT	1-19	20-29	30-39	40-49	50-99	LG	BLK
Jacob Borcila	7-12	58.3	0-0	3-3	3-5	1-3	0-1	40	1
<b>Team</b>	<b>7-12</b>	<b>58.3</b>	<b>0-0</b>	<b>3-3</b>	<b>3-5</b>	<b>1-3</b>	<b>0-1</b>	<b>40</b>	<b>1</b>
<b>Opponents</b>	<b>13-18</b>	<b>72.2</b>	<b>0-0</b>	<b>5-6</b>	<b>7-9</b>	<b>0-1</b>	<b>1-2</b>	<b>51</b>	<b>1</b>

## PUNTING

	NO.	YDS	AVG	LONG	TB	FC	I20	50+	BLK
Reis Vernon	26	1,049	40.3	60	3	9	10	2	0
Jason Bean	1	41	41.0	41	0	0	4	0	0
Jalon Daniels	1	33	33.0	33	0	0	1	0	0
<b>Total</b>	<b>28</b>	<b>1,123</b>	<b>40.1</b>	<b>60</b>	<b>3</b>	<b>9</b>	<b>12</b>	<b>2</b>	<b>0</b>
<b>Opponents</b>	<b>27</b>	<b>1,145</b>	<b>42.4</b>	<b>64</b>	<b>4</b>	<b>11</b>	<b>5</b>	<b>5</b>	<b>0</b>

## KICKOFFS

	NO.	YDS	AVG	TB	OB	RETN	NET	YDLN
Tabor Allen	64	3,884	60.7	37	2	--	--	--
<b>Total</b>	<b>64</b>	<b>3,884</b>	<b>60.7</b>	<b>37</b>	<b>2</b>	<b>16</b>	<b>39.4</b>	<b>25</b>
<b>Opponents</b>	<b>59</b>	<b>3,536</b>	<b>59.9</b>	<b>37</b>	<b>2</b>	<b>15</b>	<b>38.0</b>	<b>26</b>

## ALL-PURPOSE

	G	RUSH	REC	PR	KOR	IR	TOT	AVG/G
Devin Neal	10	951	151	0	0	0	1,102	110.2
Lawrence Arnold	10	0	529	0	0	0	529	52.9
Luke Grimm	9	0	386	-3	0	0	383	42.6
Quentin Skinner	10	41	338	0	0	0	379	37.9
Daniel Hishaw Jr.	5	262	95	0	0	0	357	71.4
Jalon Daniels	6	341	0	0	0	0	341	56.8
Mason Fairchild	10	0	274	0	0	0	274	27.4
Sevion Morrison	9	154	26	0	58	0	238	26.4
Jason Bean	9	222	0	0	0	0	222	24.7
Kenny Logan Jr.	10	0	0	0	171	43	214	21.4
Jared Casey	10	0	186	0	0	0	186	18.6
Ky Thomas	7	136	4	0	0	0	140	20.0
Tanaka Scott	9	1	91	0	0	0	92	10.2
Cobee Bryant	9	0	0	0	0	86	86	9.6
Torry Locklin	10	5	68	0	0	0	73	7.3
Trevor Kardell	10	0	5	0	3	0	68	6.8
Steven McBride	6	4	23	0	31	0	58	9.7
Trevor Wilson	2	0	52	0	2	0	54	27.0
Kevin Terry	10	-4	42	0	0	0	38	3.8
Rich Miller	10	0	0	0	0	37	37	3.7
OJ Burroughs	10	0	0	20	0	0	20	2.0
Mello Dotson	10	0	0	0	0	18	18	1.8
Craig Young	10	0	0	0	0	13	13	1.3
Douglas Emilien	10	0	11	0	0	11	11	1.1
Eriq Gilyard	10	0	0	0	0	11	11	1.1
Ethan Vasko	1	6	0	0	0	6	6	6.0
<b>Total</b>	<b>10</b>	<b>2,105</b>	<b>2,341</b>	<b>17</b>	<b>265</b>	<b>208</b>	<b>4,936</b>	<b>493.6</b>
<b>Opponents</b>	<b>10</b>	<b>1,667</b>	<b>2,770</b>	<b>34</b>	<b>337</b>	<b>1</b>	<b>4,809</b>	<b>480.9</b>

# DEFENSE

	GP	TACKLES			TFL/YDS	SACKS	PASS DEF			FUMBLES		BLOCKED	
		SOLO	A	TOTAL		NO-YARDS	INT-YDS	BRUP	QBH	RCV-YDS	FF	KICK	SAF
1 Kenny Logan Jr.	10	51	29	80	1-2	--	2-43	3	1	1-0	1	--	--
30 Rich Miller	10	46	29	75	3-13	1-4	1-37	--	--	--	--	--	--
15 Craig Young	10	34	13	47	4.5-21	3.5-18	1-13	2	3	--	--	--	--
3 Mello Dotson	10	34	12	46	1-2	--	2-18	5	--	--	--	--	--
47 Lonnie Phelps	10	36	10	46	9.5-45	6-37	--	1	4	--	--	--	--
4 Marvin Grant	10	23	13	36	--	--	--	1	--	--	--	--	--
7 Lorenzo McCaskill	10	20	16	36	0.5-1	--	--	1	1	1-0	--	--	--
6 Taiwan Berryhill	10	21	12	33	5-21	2-13	--	--	--	--	--	--	--
2 Cobee Bryant	9	26	5	31	0.5-1	--	3-86	8	--	--	1	--	--
5 OJ Burroughs	10	24	7	31	0.5-1	--	1-0	3	--	--	--	--	--
90 Jereme Robinson	10	15	10	25	6.5-29	3-23	--	--	2	2-49	2	1	--
99 Malcolm Lee	10	15	9	24	2.5-13	1-5	--	1	--	--	--	--	--
13 Eriq Gilyard	10	15	6	21	1-1	--	1-11	1	--	--	--	--	--
18 Kalon Gervin	10	15	4	19	1-1	--	--	3	--	--	--	--	--
37 Hayden Hatcher	10	7	9	16	2-5	0.5-2	--	--	2	2-0	--	--	--
98 Caleb Sampson	10	9	7	16	3.5-18	2.5-17	--	2	--	--	--	--	--
93 Sam Burt	10	9	7	16	1.5-12	1.5-12	--	--	1	--	--	--	--
11 Eddie Wilson	10	7	8	15	1.5-2	--	--	--	--	--	--	--	--
53 Caleb Taylor	10	2	7	9	1-1	0.5-1	--	--	--	--	--	--	--
92 Tommy Dunn	10	6	2	8	1.5-3	0.5-2	--	--	1	--	--	--	--
35 Zion DeBose	8	5	1	6	1-4	--	--	--	1	--	--	--	--
19 Gavin Potter	5	3	2	5	0.5-3	--	--	1	--	--	--	--	--
9 Jarrett Paul	4	3	1	4	--	--	--	--	--	--	--	--	--
12 Torry Locklin	10	2	1	3	--	--	--	--	--	2-0	--	--	--
52 DJ Withers	10	1	2	3	--	--	--	--	1	--	--	--	--
43 Andrew Russell	9	3	--	3	--	--	--	--	--	--	--	--	--
0 Edwin White-Schultz	3	1	1	2	--	--	--	--	--	--	--	--	--
85 Kelan Robinson	7	2	--	2	--	--	--	--	--	--	--	--	--
20 Donovan Gaines	9	2	--	2	--	--	--	--	--	--	--	--	--
16 Shaad Dabney	10	1	--	2	--	--	--	--	--	--	--	--	--
32 Dylan Downing	9	2	--	2	--	--	--	--	--	--	--	--	--
33 D'Marion Alexander	1	1	--	1	--	--	--	--	--	--	--	--	--
46 Davion Westmoreland	1	1	--	1	--	--	--	--	--	--	--	--	--
8 Kwinton Lassiter	10	1	--	1	--	--	--	--	--	--	--	--	--
96 Cole Petrus	10	1	--	1	--	--	--	--	--	--	--	--	--
91 Jelani Arnold	7	1	--	1	--	--	--	--	--	--	--	--	--
12 Tristian Fletcher	1	1	--	1	--	--	--	--	--	--	--	--	--
83 Quentin Skinner	10	1	--	1	--	--	--	--	--	--	--	--	--
4 Devin Neal	10	1	--	1	--	--	--	--	--	--	--	--	--
47 Jared Casey	10	1	--	1	--	--	--	--	--	--	--	--	--
89 Mason Fairchild	10	--	1	1	--	--	--	--	--	--	--	--	--
40 Tabor Allen	10	1	--	1	--	--	--	--	--	--	--	--	--
24 Monte' McGary	7	--	--	1	--	--	--	--	--	--	--	--	--
<b>Total</b>	<b>10</b>	<b>451</b>	<b>226</b>	<b>667</b>	<b>49-199</b>	<b>22-134</b>	<b>11-208</b>	<b>32</b>	<b>17</b>	<b>8-49</b>	<b>4</b>	<b>1</b>	<b>0</b>
<b>Opponents</b>	<b>10</b>	<b>388</b>	<b>148</b>	<b>536</b>	<b>41-148</b>	<b>8-50</b>	<b>5-1</b>	<b>29</b>	<b>15</b>	<b>8-26</b>	<b>9</b>	<b>1</b>	<b>0</b>

## GAME-BY-GAME STATISTICS

GAME	FINAL SCORE	SCORE BY QUARTER				FIRST DOWNS			RUSHING			PASSING			TOTAL OFFENSE		PUNTING	FUMBLES	PENALTY	THIRD	TOTAL	
		1	2	3	4	RU	PA	PN	TOT	ATT	YDS	TD	C-A-I	YDS	TD	ATT	YDS	NO-YDS	NO-LOST	NO-YDS	DOWN	TOP
Tennessee Tech	10	0	3	0	7	4	8	2	14	43	93	0	15-26-1	97	1	69	190	6-196	2-2	4-19	4/17	35:36
Kansas	56	21	14	7	14	10	10	1	21	30	297	6	16-19-1	205	1	49	502	0-0	0-0	4-40	6/8	24:24
Kansas	55	0	21	14	7	7	15	2	24	36	200	4	18-29-0	219	3	65	419	3-129	1-0	6-70	11/15	27:33
West Virginia	42	14	14	0	14	4	19	4	27	38	146	2	28-40-1	355	3	78	501	1-35	1-1	8-65	8/15	32:27
Kansas	14	14	14	6	48	14	7	4	25	43	280	3	14-23-0	158	3	66	438	2-86	2-0	2-86	7-12	31:27
Houston	14	0	13	3	30	12	12	2	26	39	174	3	22-31-1	272	1	70	446	3-125	1-1	3-125	7-12	28:33
Duke	27	7	6	0	14	6	12	5	23	35	139	2	24-36-0	324	1	71	463	3-154	0-0	5-34	5-15	30:28
Kansas	35	7	14	7	7	8	14	1	23	39	204	1	19-23-0	324	4	62	528	2-78	0-0	7-83	6-10	29:32
Iowa State	11	0	8	3	0	6	12	2	20	30	26	0	30-48-1	287	1	78	313	3-126	2-1	0-0	5-18	35:02
Kansas	14	0	14	0	0	5	4	1	10	31	112	2	8-15-0	101	0	46	213	6-239	1-1	0-0	3-10	24:58
TCU	38	3	7	21	7	8	13	0	21	32	144	2	23-33-1	308	3	64	452	4-181	1-1	1-5	5-11	26:01
Kansas	31	0	3	21	7	10	12	0	22	38	189	0	21-34-1	351	4	72	540	3-125	4-1	5-45	5-14	33:59
Kansas	42	14	7	7	14	8	12	2	22	35	165	2	16-27-2	265	4	62	430	5-212	0-0	5-45	5-11	29:41
Oklahoma	52	14	21	14	3	14	21	1	36	57	298	5	29-43-1	403	2	100	701	1-55	2-2	4-45	16-21	30:19
Kansas	23	3	0	7	13	2	8	1	11	22	56	2	16-27-0	56	2	49	288	3-104	3-2	5-31	6-11	19:50
Baylor	35	14	14	0	7	17	11	0	28	57	273	4	17-26-2	273	4	83	437	1-46	1-1	3-30	9-13	40:10
Oklahoma State	16	0	7	3	6	7	16	2	25	35	111	0	27-40-3	304	2	75	415	2-87	1-1	1-15	5-11	24:51
Kansas	37	10	14	7	6	12	10	1	23	46	351	2	18-23-0	203	2	69	554	3-94	1-0	5-40	6-14	35:09
Kansas	28	7	14	0	7	11	8	1	20	32	242	1	20-33-1	283	3	65	525	2-96	1-1	10-75	6-13	28:33
Texas Tech	43	17	10	0	16	14	8	1	26	48	264	4	20-34-0	246	1	82	510	3-140	1-0	6-47	7-15	31:27

## GAME-BY-GAME OFFENSIVE STARTERS

	WR	LT	LG	C	RG	RT	TE/WR	RB/WR	WR/RB/TE	QB	RB
Tennessee Tech	Arnold	Bostick Jr.	Puni	Novitsky	Ford	Cabeldue	Fairchild	Locklin	Thomas	Daniels	Neal
West Virginia	Arnold	Bostick Jr.	Puni	Novitsky	Ford	Cabeldue	Fairchild	Grimm	Skinner	Daniels	Neal
Houston	Arnold	Bostick Jr.	Puni	Novitsky	Ford	Cabeldue	Fairchild	Grimm	Casey	Daniels	Neal
Duke	Arnold	Bostick Jr.	Puni	Novitsky	Ford	Cabeldue	Fairchild	Grimm	Casey	Daniels	Neal
Iowa State	Arnold	Bostick Jr.	Puni	Novitsky	Ford	Cabeldue	Fairchild	Grimm	Casey	Daniels	Neal
TCU	Arnold	Bostick Jr.	Puni	Novitsky	Ford	Cabeldue	Fairchild	Grimm	Casey	Daniels	Neal
Oklahoma	Arnold	Bostick Jr.	Puni	Novitsky	Ford	Cabeldue	Fairchild	Grimm	Skinner	Bean	Neal
Baylor	Arnold	Bostick Jr.	Puni	Novitsky	Ford	Cabeldue	Fairchild	Emilien	Skinner	Bean	Neal
Oklahoma St.	Arnold	Bostick Jr.	Puni	Novitsky	Ford	Cabeldue	Fairchild	Grimm	Casey	Bean	Neal
Texas Tech	Arnold	Bostick Jr.	Puni	Novitsky	Ford	Cabeldue	Fairchild	Grimm	Casey	Bean	Neal

## GAME-BY-GAME DEFENSIVE STARTERS

	DE	DT	DT	DE	LB	LB	LB	CB	S	S	CB
Tennessee Tech	Lee	Sampson	Burt	Phelps	Miller	Berryhill Jr.	Young	Bryant	Logan Jr.	Burroughs	Dotson
West Virginia	Lee	Sampson	Burt	Phelps	Miller	Berryhill Jr.	Young	Bryant	Logan Jr.	Burroughs	Dotson
Houston	Lee	Sampson	Burt	Phelps	Miller	Berryhill Jr.	Young	Bryant	Logan Jr.	Burroughs	Dotson
Duke	Lee	Sampson	Burt	Phelps	Miller	Berryhill Jr.	Potter	Bryant	Logan Jr.	Burroughs	Dotson
Iowa State	Lee	Sampson	Burt	Phelps	Miller	Berryhill Jr.	Young	Bryant	Logan Jr.	Burroughs	Dotson
TCU	Lee	Sampson	Burt	Phelps	Miller	Berryhill Jr.	Young	Bryant	Logan Jr.	Burroughs	Dotson
Oklahoma	Lee	Sampson	Burt	Hatcher	Miller	Berryhill Jr.	Young	Bryant	Logan Jr.	Burroughs	Dotson
Baylor	Lee	Sampson	Burt	Phelps	Miller	Berryhill Jr.	Young	Gervin	Logan Jr.	Burroughs	Dotson
Oklahoma St.	Lee	Sampson	Burt	Phelps	Miller	Berryhill Jr.	Young	Gervin	Logan Jr.	Burroughs	Dotson
Texas Tech	Lee	Sampson	Burt	Phelps	Miller	Berryhill Jr.	Young	Bryant	Logan Jr.	Burroughs	Dotson

## GAME-BY-GAME LEADERS

	PASSING	RUSHING	RECEIVING	TACKLES	SACKS
Tennessee Tech	Jalon Daniels (15/18, 189 yds, 1 TD)	Devin Neal (4 att, 108 yds, 2 TD)	Lawrence Arnold (4 rec, 56 yds)	Lonnie Phelps (7 tackles)	Lonnie Phelps (3 sacks)
West Virginia	Jalon Daniels (18/29, 219 yds, 3 TD)	Jalon Daniels (12 att, 85 yds)	Luke Grimm (6 rec, 66 yds)	Rich Miller (12 tackles)	N/A
Houston	Jalon Daniels (14/23, 158 yds, 3 TD)	Jalon Daniels (12 att, 123 yds, 2 TD)	Lawrence Arnold (3 rec, 24 yds)	Rich Miller (9 tackles)	Three Players (1 sack)
Duke	Jalon Daniels (19/23, 324 yds, 4 TD)	Jalon Daniels (11 att, 83 yds, 1 TD)	Lawrence Arnold (4 rec, 84 yds, 1 TD)	Mello Dotson (9 tackles)	Lonnie Phelps (1 sack)
Iowa State	Jalon Daniels (7/14, 93 yds)	Devin Neal (12 att, 75 yds)	Luke Grimm (4 rec, 46 yds)	Two Players (7 tackles)	Sam Burt (1.5 sacks)
TCU	Jason Bean (16/24, 262 yds, 4 TD)	Devin Neal (15 att, 88 yds)	Quentin Skinner (4 rec, 73 yds, 2 TD)	Kenny Logan Jr. (12 tackles)	Lonnie Phelps (1 sack)
Oklahoma	Jason Bean (16/27, 265 yds, 4 TD)	Devin Neal (12 att, 84 yds, 1 TD)	Lawrence Arnold (5 rec, 113 yds, 2 TD)	Kenny Logan Jr. (14 tackles)	Craig Young (1 sack)
Baylor	Jason Bean (16/27, 232 yds, 1 TD)	Devin Neal (10 att, 32 yds, 1 TD)	Quentin Skinner (4 rec, 66 yds, 1 TD)	Marvin Grant (11 tackles)	Two Players (1 sack)
Oklahoma State	Jason Bean (18/23, 203 yds, 2 TD)	Devin Neal (32 att, 224 yds, 1 TD)	Devin Neal (6 rec, 110 yds)	Kenny Logan Jr. (8 tackles)	Rich Miller (1 sack)
Texas Tech	Jason Bean (17/28, 270, 3 TD)	Devin Neal (24 att, 190 yds)	Lawrence Arnold (4 rec, 110 yds)	Kenny Logan Jr. (11 tackles)	Malcolm Lee (1 sack)



# 4 DEVIN NEAL

## GAME-BY-GAME PASSING

#6 JALON DANIELS	COMP	ATT	INT	PCT	YARDS	TD	LONG	SACK	YDS	EFFIC.
Tennessee Tech	15	18	1	83.3	189	1	56	0	0	178.8
West Virginia	18	29	0	62.1	219	3	40	0	0	159.6
Houston	14	23	0	60.9	158	3	60	0	0	161.6
Duke	19	23	0	82.6	324	4	73	1	4	258.3
Iowa State	7	14	0	50.0	93	0	30	1	6	105.8
TCU	5	10	0	50.0	89	0	48	1	5	124.8
<b>TOTALS</b>	<b>78</b>	<b>117</b>	<b>1</b>	<b>66.7</b>	<b>1,072</b>	<b>11</b>	<b>73</b>	<b>3</b>	<b>15</b>	<b>172.9</b>

#9 JASON BEAN	COMP	ATT	INT	PCT	YARDS	TD	LONG	SACK	YDS	EFFIC.
Tennessee Tech	1	1	0	100.0	16	0	16	0	0	234.4
Iowa State	1	1	0	100.0	8	0	8	0	0	167.2
TCU	16	24	1	66.7	262	4	52	0	0	205.0
Oklahoma	16	27	2	59.3	265	4	39	1	9	175.8
Baylor	16	27	0	59.3	232	1	47	1	3	143.7
Oklahoma State	18	23	0	78.3	203	2	53	0	0	181.1
Texas Tech	17	28	1	60.7	270	3	66	2	12	169.9
<b>TOTALS</b>	<b>85</b>	<b>131</b>	<b>4</b>	<b>64.9</b>	<b>1,256</b>	<b>14</b>	<b>66</b>	<b>4</b>	<b>24</b>	<b>174.6</b>

#15 ETHAN VASKO	COMP	ATT	INT	PCT	YARDS	TD	LONG	SACK	YDS	EFFIC.
Texas Tech	3	5	0	60.0	13	0	9	1	11	81.8

## GAME-BY-GAME RUSHING

	NO/YDS/TD	TTU	WVU	UH	DUKE	ISU	TCU	OU	BU	OSU	TTU	UT	KSU
Devin Neal	118/761/7	4/108/1	10/42/2	14/54/0	9/54/0	12/75/0	15/88/0	12/84/1	10/32/1	32/224/1	24/190/0		
Jalon Daniels	53/341/5	3/29/1	12/85/0	12/123/2	11/83/1	8/9/1	7/6/0	DNP	DNP	DNP	DNP		
Daniel Hishaw Jr.	44/262/5	5/56/1	10/63/2	11/51/1	10/64/0	8/28/1	DNP	DNP	DNP	DNP	DNP		
Jason Bean	34/212/3	2/16/1	DNP	--	1/1/0	2/2/0	7/34/0	10/41/0	8/25/1	4/93/1	4/10/1		
Ky Thomas	36/96/1	7/15/0	2/4/0	2/6/0	DNP	DNP	6/19/0	9/18/1	DNP	10/34/0	1/40/0		
Sevon Morrison	18/154/1	8/70/1	1/7/0	1/30/0	2/3/0	--	1/40/0	3/1/0	2/3/0	DNP	--		
Torry Locklin	3/5/0	1/3/0	--	--	2/2/0	--	--	--	--	--	--		
Quentin Skinner	2/21/0	--	--	1/18/0	--	--	1/3/0	--	--	--	--		
Ethan Vasko	2/6/0	DNP	DNP	DNP	DNP	DNP	DNP	DNP	DNP	DNP	2/6/0		
Steven McBride	1/4/0	--	--	--	1/4/0	--	--	DNP	DNP	DNP	DNP		
Tanaka Scott	1/1/0	DNP	--	--	--	--	--	1/1/0	--	--	--		
Kevin Terry	1/-4/0	--	--	--	--	--	--	--	--	--	1/-4/0		



# 2 LAWRENCE ARNOLD

## GAME-BY-GAME RECEIVING

	NO/YDS/TD	TTU	WVU	UH	DUKE	ISU	TCU	OU	BU	OSU	TTU	UT	KSU
Luke Grimm	36/386/4	2/27/0	6/66/0	2/6/1	5/63/1	4/46/0	6/73/1	1/19/0	DNP	7/65/0	3/21/1		
Lawrence Arnold	31/529/4	4/56/0	3/30/0	3/24/0	4/84/1	--	3/41/0	5/113/2	3/53/0	2/18/1	4/110/0		
Quentin Skinner	21/338/5	1/56/0	3/50/1	1/-1/0	2/19/0	1/10/0	4/98/2	1/7/0	4/66/1	1/4/0	3/29/1		
Mason Fairchild	20/274/5	2/6/1	1/10/1	1/4/0	--	--	3/80/1	6/106/2	2/19/0	--	5/49/0		
Devin Neal	16/151/1	1/10/0	1/17/1	--	1/4/0	--	1/1/0	1/3/0	1/-2/0	6/110/0	4/8/0		
Jared Casey	11/186/3	--	2/23/0	1/8/1	2/24/0	1/30/0	--	1/9/0	1/20/0	2/6/1	1/66/1		
Tanaka Scott Jr.	6/91/0	DNP	1/11/0	1/8/0	1/13/0	1/4/0	1/52/0	--	1/3/0	--	--		
Trevor Kardell	5/65/1	--	--	1/17/0	3/44/1	--	1/4/0	--	--	--	--		
Kevin Terry	5/65/1	2/21/0	1/12/0	--	--	--	--	--	1/9/0	--	--		
Daniel Hishaw Jr.	3/95/1	1/5/0	--	1/17/0	1/73/1	--	DNP	DNP	DNP	DNP	DNP		
Sevion Morrison	3/26/0	--	--	1/13/0	--	--	1/1/0	--	1/12/0	DNP	--		
Ky Thomas	3/4/0	1/1/0	--	1/2/0	DNP	DNP	1/1/0	--	DNP	--	--		
Torry Locklin	1/60/1	--	--	1/60/1	--	--	--	1/8/0	--	--	--		
Trevor Wilson	2/52/0	DNP	DNP	DNP	DNP	DNP	DNP	--	2/52/0	DNP	DNP		
Steven McBride	2/23/0	2/23/0	--	--	--	--	--	DNP	DNP	DNP	DNP		
Douglas Emilien	1/11/0	--	--	--	--	1/11/0	--	--	--	--	--		

## GAME-BY-GAME TACKLES

	UA-A	TOT	TTU	WVU	UH	DUKE	ISU	TCU	OU	BU	OSU	TTU	UT	KSU
Kenny Logan Jr	51-29	80	4-0	3-7	3-2	3-1	4-0	8-4	7-7	5-3	6-2	8-3		
Rich Miller	46-29	75	2-4	7-5	7-2	4-0	2-5	5-4	4-5	6-1	5-1	4-2		
Craig Young	34-13	47	1-1	2-5	7-0	4-1	5-0	4-1	2-1	2-2	4-1	3-1		
Lonnie Phelps Jr.	36-10	46	6-1	1-1	4-1	5-1	3-0	2-3	1-0	6-2	3-0	5-1		
Mello Dotson	34-12	46	1-0	4-0	3-0	8-1	5-2	1-2	3-4	3-1	3-0	3-2		
Marvin Grant	23-13	36	2-0	2-1	1-0	3-1	2-2	1-1	3-3	7-4	1-1	1-0		
Lorenzo McCaskill	20-16	36	2-1	1-0	3-1	1-0	0-1	0-1	7-5	1-4	4-1	1-2		
Taiwan Berryhill	21-12	33	3-0	0-3	2-1	--	2-1	1-2	3-3	1-2	1-0	7-1		
Cobee Bryant	26-5	31	--	3-1	3-0	4-0	5-1	1-0	3-1	DNP	4-2	3-0		
OJ Burroughs	24-7	31	1-0	3-0	1-0	5-0	3-0	2-3	3-4	3-0	--	3-0		
Jereme Robinson	15-10	25	1-1	2-0	2-1	2-0	0-3	0-2	2-2	2-0	4-0	0-1		
Malcolm Lee	15-9	24	1-1	2-0	1-1	0-2	3-1	2-0	2-2	1-1	1-0	2-1		
Eriq Gilyard	15-6	21	4-1	1-2	1-0	1-0	1-1	2-0	0-1	3-1	1-0	1-0		
Kalon Gervin	15-4	19	1-1	3-1	--	3-0	3-0	--	3-2	1-0	1-0	--		
Sam Burt	9-7	16	1-0	2-1	0-2	--	1-1	2-1	--	1-2	--	2-1		
Caleb Sampson	9-7	16	1-1	1-3	1-1	3-0	--	--	--	1-1	--	2-1		
Hayden Hatcher	7-9	16	1-2	1-1	2-0	--	--	0-1	1-0	1-1	0-2	1-0		
Eddie Wilson	7-8	15	--	2-0	1-0	1-0	0-3	1-2	2-2	0-1	--	--		
Caleb Taylor	2-7	9	0-1	--	--	--	1-1	0-1	1-3	--	--	0-1		
Tommy Dunn Jr.	6-2	8	2-0	--	--	--	1-0	--	0-1	--	2-1	1-0		
Zion DeBose	5-1	6	1-0	--	--	DNP	1-0	--	1-0	DNP	1-1	1-0		
Gavin Potter	3-2	5	--	0-1	1-0	2-1	DNP	DNP	DNP	DNP	DNP	--		
Jarrett Paul	3-1	4	2-1	--	1-0	--	DNP	DNP	DNP	DNP	DNP	DNP		
Andrew Russell	3-0	3	--	--	2-0	1-0	--	--	--	1-0	--	--		
Torry Locklin	2-1	3	1-0	1-0	--	--	--	--	--	0-1	--	--		
DJ Withers	1-2	3	0-1	--	--	1-0	--	--	--	--	--	0-1		
Donovan Gaines	2-0	2	--	--	--	--	--	1-0	1-0	--	--	DNP		
Kelan Robinson	2-0	2	--	DNP	DNP	DNP	--	2-0	--	--	--	--		
Edwin White-Schultz	1-1	2	1-1	--	--	DNP	DNP	DNP	DNP	DNP	DNP	DNP		
Shaad Dabney	1-1	2	0-1	--	--	--	--	1-0	--	--	--	--		
Jelani Arnold	1-0	1	--	--	--	DNP	1-0	--	DNP	DNP	--	--		
Cole Petrus	1-0	1	1-0	--	--	--	--	--	--	--	--	--		
Quentin Skinner	1-0	1	--	--	--	--	--	1-0	--	--	--	--		
Dylan Downing	1-0	1	--	DNP	--	--	--	1-0	--	--	--	--		
Jared Casey	1-0	1	1-0	--	--	--	--	--	--	--	--	--		
Davion Westmoreland	1-0	1	DNP	DNP	DNP	DNP	DNP	DNP	DNP	1-0	DNP	DNP		
Tabor Allen	1-0	1	--	--	--	--	--	1-0	--	--	--	--		
D'Marion Alexander	1-0	1	1-0	DNP	DNP	DNP	DNP	DNP	DNP	DNP	DNP	DNP		
Tristian Fletcher	1-0	1	DNP	DNP	DNP	DNP	DNP	DNP	DNP	DNP	DNP	1-0		
Kwinton Lassiter	1-0	1	1-0	--	--	--	--	--	--	--	--	--		
Devin Neal	1-0	1	--	--	--	--	--	--	--	1-0	--	--		
Mason Fairchild	0-1	1	--	--	--	--	--	--	--	0-1	--	--		
Monte McGary	0-1	1	0-1	--	--	--	--	--	DNP	--	--	DNP		

## GAME-BY-GAME TACKLES-FOR-LOSS

	UA-A	TOT	TTU	WVU	UH	DUKE	ISU	TCU	OU	BU	OSU	TTU	UT	KSU
Lonnie Phelps Jr.	9-1	9.5	4.0-21	--	1.0-1	1.0-6	1.0-3	1.5-10	--	--	--	1.0-4		
Jereme Robinson	5-3	6.5	1.5-2	--	1-2	--	1.0-5	--	--	1.0-15	2.0-5	--		
Taiwan Berryhill	5-0	5.0	1.0-2	0.5-3	1.0-3	--	1.0-10	--	--	1.0-3	--	1.0-3		
Craig Young	4-1	4.5	--	--	1.0-2	--	1.0-8	1.0-3	1.0-6	--	0.5-2	--		
Caleb Sampson	2-1	2.5	1.5-3	--	1-8	--	--	--	--	1.0-7	--	--		
Rich Miller	2-2	3.0	--	--	1.0-7	--	0.5-1	0.5-1	--	--	1.0-4	--		
Malcolm Lee	2-1	1.5	--	0.5-1	--	0.5-3	1.0-5	--	--	--	--	1.0-5		
Hayden Hatcher	1-2	2.0	1.5-5	--	--	--	--	--	--	--	0.5-0	--		
Sam Burt	1-1	1.5	--	--	--	--	1.5-12	--	--	--	--	--		
Eddie Wilson	1-1	1.5	--	--	--	1.0-1	--	0.5-1	--	--	--	--		
Tommy Dunn Jr.	1-1	1.5	1.0-1	--	--	--	--	--	--	--	0.5-2	--		
Mello Dotson	1-0	1.0	--	--	--	1.0-2	--	--	--	--	--	--		
Eriq Gilyard	1-0	1.0	1.0-1	--	--	--	--	--	--	--	--	--		
Kalon Gervin	1-0	1.0	--	--	--	--	--	--	--	--	1.0-1	--		
Zion DeBose	1-0	1.0	--	--	--	DNP	1.0-4	--	--	DNP	--	--		
Kenny Logan Jr.	0-2	1.0	--	--	--	--	--	--	1.0-2	--	--	--		
Caleb Taylor	1-0	1.0	0.5-1	--	--	--	--	--	0.5-0	--	--	--		
Cobee Bryant	0-1	0.5	--	--	--	--	--	--	--	DNP	0.5-1	--		
Lorenzo McCaskill	0-1	0.5	--	--	--	--	--	--	0.5-1	--	--	--		
OJ Burroughs	0-1	0.5	--	--	--	--	--	0.5-1	--	--	--	--		
Gavin Potter	0-1	0.5	--	--	--	0.5-3	--	DNP	DNP	DNP	DNP	--		

## GAME-BY-GAME SACKS

	UA-A	TOT	TTU	WVU	UH	DUKE	ISU	TCU	OU	BU	OSU	TTU	UT	KSU
Lonnie Phelps Jr.	6-0	6.0	3-19	--	--	1-6	1-3	1-9	--	--	--	--	--	--
Craig Young	3-0	3.0	--	--	1-2	--	1-8	--	1-6	--	0.5-2	--	--	--
Jereme Robinson	2-2	3	0.5-1	--	1-2	--	0.5-5	--	--	1-15	--	--	--	--
Caleb Sampson	2-1	2.5	0.5-2	--	1-8	--	--	--	--	1-7	--	--	--	--
Taiwan Beryhill	2-0	2.0	--	--	1.0-3	--	1-10	--	--	--	--	--	--	--
Sam Burt	1-1	1.5	--	--	--	--	1.5-12	--	--	--	--	--	--	--
Rich Miller	1-0	1.0	--	--	--	--	--	--	--	--	1-4	--	--	--
Malcolm Lee	1-0	1.0	--	--	--	--	--	--	--	--	--	1-5	--	--
Hayden Hatcher	0-1	0.5	0.5-2	--	--	--	--	--	--	--	--	--	--	--
Caleb Taylor	0-1	0.5	0.5-1	--	--	--	--	--	--	--	--	--	--	--
Tommy Dunn Jr.	0-1	0.5	--	--	--	--	--	--	--	--	0.5-2	--	--	--

## DRIVE SUPERLATIVES

	KANSAS	OPPONENT
Most Plays/Result	16 vs. Oklahoma State (FG)	16, at Oklahoma (FG)
Most Yards/Result	97, at Houston (TD)	99, (Two times, MR at Baylor, TD)
Most Time/Result	7:52, vs. Oklahoma State (TD)	7:37, vs. Iowa State (missed FG)

## SCORING DRIVE ANALYSIS

YARDAGE	KANSAS		OPPONENTS	
	TD	FG	TD	FG
No Drive	--	--	--	--
Negative Yds.	--	--	--	--
0-9	2	--	1	--
10-19	1	--	--	--
20-29	6	--	2	1
30-39	--	1	--	1
40-49	3	--	3	--
50-59	1	1	3	4
60-69	7	2	6	6
70-79	22	3	15	3
80-89	3	--	3	--
90-99	3	--	3	--

## GAME OPENING DRIVES

OPPONENTS	KANSAS			OPPONENTS		
	PTS.	1STD	YDS.	PTS.	1STD	YDS.
Tennessee Tech	7	2	40	0	0	-1
West Virginia	0	0	4	7	2	75
Houston	0	0	4	7	3	82
Duke	0	3	74	0	0	8
Iowa State	0	1	32	0	1	18
TCU	0	1	19	3	4	57
Oklahoma	7	3	75	7	4	79
Baylor	0	0	2	7	3	41
Oklahoma State	7	3	73	0	2	40
Texas Tech	7	1	75	7	4	75
Texas						
Kansas State						

## SECOND HALF OPENING DRIVES

OPPONENTS	KANSAS			OPPONENTS		
	PTS.	1STD	YDS.	PTS.	1STD	YDS.
Tennessee Tech	0	2	53	0	0	3
West Virginia	7	3	75	0	1	20
Houston	7	4	75	7	4	69
Duke	0	1	18	0	2	43
Iowa State	0	2	34	3	3	62
TCU	7	2	75	0	0	4
Oklahoma	0	1	13	7	3	47
Baylor	0	0	9	0	3	33
Oklahoma State	7	4	75	3	3	34
Texas Tech	0	4	56	0	1	6
Texas						
Kansas State						

## DRIVE CHART

DRIVE START RESULT	1-9	10-19	20-29	30-39	40-49	50+
	NO/TD/FG	NO/TD/FG	NO/TD/FG	NO/TD/FG	NO/TD/FG	NO/TD/FG
Tennessee Tech	0/0/0	0/0/0	6/3/0	3/2/0	0/0/0	3/3/0
West Virginia	0/0/0	2/0/0	5/4/0	2/1/0	0/0/0	2/2/0
Houston	1/1/0	1/1/0	5/2/1	2/0/0	0/0/0	3/2/1
Duke	1/0/0	0/0/0	6/3/0	2/1/0	1/1/0	1/0/0
Iowa State	0/0/0	0/0/0	7/1/0	0/0/0	2/0/0	2/1/0
TCU	1/0/0	1/0/0	6/2/1	4/1/0	1/0/0	1/1/0
Oklahoma	0/0/0	0/0/0	9/3/0	1/1/0	1/0/0	2/2/0
Baylor	4/2/0	0/0/0	5/0/1	0/0/0	0/0/0	2/1/0
Oklahoma State	0/0/0	1/0/0	7/3/3	0/0/0	1/0/0	1/0/0
Texas Tech	0/0/0	1/0/0	9/3/0	0/0/0	2/1/0	0/0/0
Texas	0/0/0	0/0/0	0/0/0	0/0/0	0/0/0	0/0/0
Kansas State	0/0/0	0/0/0	0/0/0	0/0/0	0/0/0	0/0/0

## THREE-AND-OUTS

	KANSAS	OPPONENT
	THREE-AND-OUT/DRIVES	THREE-AND-OUT/DRIVES
Tennessee Tech	0/11	6/14
West Virginia	2/11	0/10
Houston	2/12	0/11
Duke	1/11	1/10
Iowa State	3/11	1/10
TCU	2/14	3/14
Oklahoma	4/13	0/14
Baylor	3/11	0/11
Oklahoma State	1/10	1/11
Texas Tech	1/12	1/13
Texas		
Kansas State		

## KANSAS SCORING DRIVES

OPPONENT	PLAYS	YDS.	TIME	DRIVE	SCORING PLAY
Tenn. Tech	4	40	1:53	TD	Neal 19 yd TD rush
Tenn. Tech	2	65	:49	TD	Hishaw 9 yd TD rush
Tenn. Tech	--	--	--	TD	Bryant FG Return
Tenn. Tech	6	22	3:24	TD	Daniels 11 yd TD rush
Tenn. Tech	7	63	1:29	TD	Fairchild 2 yd TD reception
Tenn. Tech	1	80	0:13	TD	Neal 80 yd TD rush
Tenn. Tech	4	76	2:01	TD	Morrison 11 yd TD rush
Tenn. Tech	4	25	2:42	TD	Bean 7 yd TD rush
West Va.	9	79	5:01	TD	Fairchild 10 yd TD reception
West Va.	11	75	4:49	TD	Neal 6 yd TD rush
West Va.	10	75	2:42	TD	Neal 17 yd TD reception
West Va.	8	75	3:28	TD	Hishaw 3 yd TD rush
West Va.	6	24	3:00	TD	Neal 2 yd TD rush
West Va.	4	65	1:56	TD	Hishaw 30 yd TD rush
West Va.	5	25	--	TD	Skinner 4 yd TD reception
Houston	9	75	4:35	TD	Daniels 12 yd TD rush
Houston	1	8	0:05	TD	Hishaw Jr. 8 yd TD rush
Houston	10	84	5:06	TD	Grimm 5 yd TD reception
Houston	7	97	3:51	TD	Locklin 60 yd TD reception
Houston	10	75	6:06	TD	Daniels 9 yd TD rush
Houston	5	23	1:35	TD	Casey 8 yd TD reception
Houston	9	70	4:33	FG	Borcila 22 yd FG
Houston	5	31	1:50	FG	Borcila 33 yd FG
Duke	7	57	3:16	TD	Kardell 6 yd TD reception
Duke	2	76	1:00	TD	Hishaw 73 yd TD reception
Duke	11	75	5:13	TD	Grimm 19 yd TD reception
Duke	4	62	1:02	TD	Arnold 36 yd TD reception
Duke	8	75	4:12	TD	Daniels 3 yd TD rush
Iowa State	7	79	3:59	TD	Hishaw 4 yd TD rush
Iowa State	4	19	2:31	TD	Daniels 2 yd TD rush
TCU	8	53	2:50	FG	Borcila 40 yd FG
TCU	4	75	2:01	TD	Fairchild 12 yd TD reception
TCU	5	40	2:06	TD	Grimm 8 yd TD reception
TCU	4	72	2:05	TD	Skinner 38 yd TD reception
TCU	4	61	2:19	TD	Skinner 29 yd TD reception
Oklahoma	6	75	2:39	TD	Arnold 39 yd TD reception
Oklahoma	9	65	4:28	TD	Neal 11 yd TD rush
Oklahoma	4	75	1:04	TD	Fairchild 18 yd TD reception
Oklahoma	3	47	0:53	TD	Arnold 28 yd TD reception
Oklahoma	7	28	3:36	TD	Thomas 1 yd TD rush
Oklahoma	7	75	1:47	TD	Fairchild 9 yd TD reception
Baylor	12	62	7:02	FG	Borcila 30 yd FG
Baylor	3	9	1:07	TD	Neal 2 yd TD rush
Baylor	11	95	4:07	TD	Skinner 24 yd TD reception
Baylor	8	93	2:56	TD	Bean 4 yd TD rush
Oklahoma St.	4	73	1:32	TD	Neal 31 yd TD rush
Oklahoma St.	16	76	6:09	FG	Borcila 21 yd FG
Oklahoma St.	2	75	0:49	TD	Bean 73 yd TD rush
Oklahoma St.	7	87	3:04	TD	Arnold 8 yd TD reception
Oklahoma St.	15	75	7:52	TD	Casey 2 yd TD reception
Oklahoma St.	10	72	5:35	FG	Borcila 20 yd FG
Oklahoma St.	7	64	4:16	FG	Borcila 31 yd FG
Texas Tech	4	75	2:11	TD	Casey 66 yd TD reception
Texas Tech	7	77	3:52	TD	Bean 16 yd TD rush
Texas Tech	4	73	1:47	TD	Grimm 3 yd TD reception
Texas Tech	6	60	1:38	TD	Skinner 20 yd TD reception

## OPPONENT SCORING DRIVES

OPPONENT	PLAYS	YDS.	TIME	DRIVE	SCORING PLAY
Tenn. Tech	7	23	3:14	FG	Parker 28 yd FG
Tenn. Tech	9	75	4:46	TD	Price 4 yd TD reception
West Va.	4	75	1:41	TD	James 59 yd TD reception
West Va.	12	50	5:45	TD	Donaldson 1 yd TD rush
West Va.	4	75	1:42	TD	Ford-Wheaton 67 yd TD reception
West Va.	11	75	5:15	TD	Ford-Wheaton 5 yd TD reception
West Va.	13	65	6:02	FG	Legg 27 yd FG
West Va.	14	64	6:55	FG	Legg 28 yd FG
West Va.	12	85	1:42	TD	Donaldson 1 yd TD rush
Houston	9	82	4:07	TD	Henry 34 yd TD reception
Houston	3	48	1:08	TD	Campbell 40 yd TD rush
Houston	10	69	4:23	TD	Henry 1 yd TD rush
Houston	5	75	2:39	TD	Tune 14 yd TD rush
Houston	13	72	5:25	FG	Baxa 20 yd FG
Duke	4	66	1:39	TD	Coleman 5 yd TD rush
Duke	12	70	6:18	FG	Ham 22 yd FG
Duke	9	55	1:01	FG	Ham 37 yd FG
Duke	10	92	4:40	TD	Waters 3 yd TD rush
Duke	7	70	1:57	TD	Calhous 27 yd TD reception
Iowa State	6	75	2:34	TD	Dean 9 yd TD reception
Iowa State	12	62	5:25	FG	Gilbert 35 yd FG
TCU	10	57	4:10	FG	Kell 39 yd FG
TCU	6	99	2:36	TD	Miller 1 yd TD rush
TCU	4	61	1:03	TD	Davis 51 yd TD reception
TCU	5	26	1:00	TD	Duggan 3 yd TD rush
TCU	5	50	1:27	TD	Barber 25 yd TD reception
TCU	6	68	2:36	TD	Johnston 24 yd TD reception
Oklahoma	10	79	2:41	TD	Barnes 1 yd TD rush
Oklahoma	9	75	2:22	TD	Gray 2 yd TD rush
Oklahoma	5	80	0:57	TD	Barnes 6 yd TD rush
Oklahoma	7	65	2:12	TD	Wease 24 yd TD reception
Oklahoma	3	54	0:49	TD	Gray 28 yd TD rush
Oklahoma	9	47	2:33	TD	Gabriel 1 yd TD rush
Oklahoma	10	75	3:20	TD	Willis 26 yd TD reception
Oklahoma	16	55	5:15	FG	Schmit 37 yd FG
Baylor	7	41	2:52	TD	Baldwin 17 yd TD reception
Baylor	2	25	0:40	TD	Reese 14 yd TD rush
Baylor	16	73	6:55	TD	Drones 4 yd TD rush
Baylor	15	99	7:23	TD	Nabors 10 yd TD rush
Baylor	7	69	3:52	TD	Reese 2 yd TD rush
Oklahoma St.	15	75	5:10	TD	Johnson 8 yd TD reception
Oklahoma St.	11	54	3:41	FG	Brown 35 yd FG
Oklahoma St.	10	75	3:31	TD	Nixon 35 yd TD reception
Texas Tech	8	75	3:09	TD	Smith 6 yd TD rush
Texas Tech	12	60	3:47	FG	Wolff 33 yd FG
Texas Tech	6	76	2:26	TD	Thompson 36 yd TD rush
Texas Tech	12	61	3:51	TD	Tharp 1 yd TD reception
Texas Tech	3	35	0:13	FG	Wolff 51 yd FG
Texas Tech	9	79	3:40	TD	Shough 9 yd TD rush
Texas Tech	9	63	3:47	FG	Wolff 30 yd FG
Texas Tech	3	8	0:36	FG	Brooks 5 yd TD rush

## KANSAS IN THE RED ZONE

DATE	OPPONENT	SCORE	TIMES IN RZ	TIMES SCORED	TOTAL PTS	TDS	RUSH TDS	PASS TDS	FGS MADE	FGA	DOWN	INT	Failed to Score Inside Red Zone		
													FUMB	HALF	GAME
Sept. 2	Tenn. Tech	W, 56-10	7	6	42	6	5	1	0	0	1	0	0	0	0
Sept. 10	West Virginia	W, 55-42	6	6	42	6	3	3	0	0	0	0	0	0	0
Sept. 17	Houston	W, 48-30	7	7	41	5	3	2	2	0	0	0	0	0	0
Sept. 24	Duke	W, 35-27	4	3	21	3	1	2	0	0	1	0	0	0	0
Oct. 1	Iowa State	W, 14-11	2	2	14	2	2	0	0	0	0	0	0	0	0
Oct. 8	TCU	L, 31-38	5	3	17	2	0	2	1	2	0	0	1	0	0
Oct. 15	Oklahoma	L, 42-52	4	4	28	4	2	2	0	0	0	0	0	0	0
Oct. 22	Baylor	L, 23-35	3	3	17	2	2	0	1	1	0	0	0	0	0
Nov. 5	Oklahoma St.	W, 37-16	5	5	23	2	0	2	3	3	0	0	0	0	0
Nov. 12	Texas Tech	L, 28-43	6	3	21	3	1	2	0	2	1	0	0	0	0
<b>Totals</b>			<b>49</b>	<b>42</b>	<b>266</b>	<b>35</b>	<b>19</b>	<b>16</b>	<b>7</b>	<b>10</b>	<b>3</b>	<b>0</b>	<b>1</b>	<b>0</b>	<b>0</b>

42-of-49 (85.7%)

## OPPONENTS IN THE RED ZONE

DATE	OPPONENT	SCORE	TIMES IN RZ	TIMES SCORED	TOTAL PTS	TDS	RUSH TDS	PASS TDS	FGS MADE	FGA	DOWN	INT	Failed to Score Inside Red Zone		
													FUMB	HALF	GAME
Sept. 2	Tenn. Tech	W, 56-10	4	2	10	1	0	1	1	2	0	0	0	0	1
Sept. 10	West Virginia	W, 55-42	6	5	28	3	2	1	2	2	0	1	0	0	0
Sept. 17	Houston	W, 48-30	3	3	1	2	2	0	1	1	0	0	0	0	0
Sept. 24	Duke	W, 35-27	4	4	20	2	2	0	2	2	0	0	0	0	0
Oct. 1	Iowa State	W, 14-11	4	2	11	1	0	1	1	3	0	0	0	0	0
Oct. 8	TCU	L, 31-38	2	2	14	2	2	0	0	0	0	0	0	0	0
Oct. 15	Oklahoma	L, 42-52	6	5	31	4	4	0	1	1	0	0	0	0	0
Oct. 22	Baylor	L, 23-35	7	5	35	5	4	1	0	0	1	1	0	0	0
Nov. 5	Oklahoma St.	W, 37-16	3	2	10	1	0	1	1	1	0	0	1	0	0
Nov. 12	Texas Tech	L, 28-43	6	6	33	4	3	1	2	2	0	0	0	0	0
<b>Totals</b>			<b>45</b>	<b>36</b>	<b>208</b>	<b>25</b>	<b>19</b>	<b>6</b>	<b>11</b>	<b>14</b>	<b>1</b>	<b>2</b>	<b>1</b>	<b>1</b>	<b>1</b>

36-of-45 (80.0%)

## KANSAS THIRD DOWN CONVERSIONS

DATE	OPPONENT	SCORE	OVERALL	PCT.	1ST QTR	PCT.	2ND QTR	PCT.	3RD QTR	PCT.	4TH QTR	PCT.	OT	PCT.
Sept. 2	Tenn. Tech	W, 56-10	6-8	75.0	1-1	100.0	3-4	75.0	2-3	66.7	0-0	0.0	0-0	0.0
Sept. 10	West Virginia	W, 55-42	11-15	73.3	0-2	0.0	5-5	100.0	4-5	80.0	1-2	50.0	1-1	100.0
Sept. 17	Houston	W, 48-30	7-12	58.3	2-4	50.0	3-3	100.0	2-3	66.7	0-2	0.0	0-0	0.0
Sept. 24	Duke	W, 35-27	6-10	60.0	1-3	33.3	3-3	100.0	1-1	100.0	1-3	33.3	0-0	0.0
Oct. 1	Iowa State	W, 14-11	3-10	30.0	1-2	50.0	2-4	50.0	0-2	0.0	0-2	0.0	0-0	0.0
Oct. 8	TCU	L, 31-38	5-14	35.7	0-2	0.0	1-3	33.3	2-4	50.0	2-5	40.0	0-0	0.0
Oct. 15	Oklahoma	L, 42-52	5-11	45.5	2-3	66.7	1-3	33.3	0-3	0.0	2-2	100.0	0-0	0.0
Oct. 22	Baylor	L, 23-35	6-11	54.5	1-3	33.3	0-2	0.0	4-4	100.0	1-2	50.0	0-0	0.0
Nov. 5	Oklahoma St.	W, 37-16	6-14	42.9	3-5	60.0	0-1	0.0	2-4	50.0	1-4	25.0	0-0	0.0
Nov. 12	Texas Tech	L, 28-43	6-13	46.2	0-2	0.0	2-3	66.7	2-4	50.0	2-4	50.0	0-0	0.0
<b>Kansas</b>			<b>61-118</b>	<b>51.7</b>	<b>11-217</b>	<b>40.7</b>	<b>20-31</b>	<b>64.5</b>	<b>19-33</b>	<b>57.6</b>	<b>10-26</b>	<b>38.5</b>	<b>1-1</b>	<b>100.0</b>
<b>Opponents</b>			<b>64-137</b>	<b>46.7</b>	<b>16-30</b>	<b>53.3</b>	<b>13-34</b>	<b>38.2</b>	<b>17-31</b>	<b>54.8</b>	<b>18-41</b>	<b>43.9</b>	<b>0-1</b>	<b>0.0</b>

## KANSAS FOURTH DOWN CONVERSIONS

DATE	OPPONENT	SCORE	OVERALL	PCT.	1ST QTR	PCT.	2ND QTR	PCT.	3RD QTR	PCT.	4TH QTR	PCT.	OT	PCT.
Sept. 2	Tenn. Tech	W, 56-10	0-1	0.0	0-0	0.0	0-1	0.0	0-0	0.0	0-0	0.0	0-0	0.0
Sept. 10	West Virginia	W, 55-42	1-1	0.0	0-0	0.0	0-0	0.0	0-0	0.0	0-0	0.0	0-0	0.0
Sept. 17	Houston	W, 48-30	1-1	100.0	0-0	0.0	0-0	0.0	1-1	100.0	0-0	0.0	0-0	0.0
Sept. 24	Duke	W, 35-27	1-2	50.0	1-2	50.0	0-0	0.0	0-0	0.0	0-0	0.0	0-0	0.0
Oct. 1	Iowa State	W, 14-11	0-0	0.0	0-0	0.0	0-0	0.0	0-0	0.0	0-0	0.0	0-0	0.0
Oct. 8	TCU	L, 31-38	1-3	33.3	0-0	0.0	0-1	0.0	0-0	0.0	1-2	50.0	0-0	0.0
Oct. 15	Oklahoma	L, 42-52	0-0	0.0	0-0	0.0	0-0	0.0	0-0	0.0	0-0	0.0	0-0	0.0
Oct. 22	Baylor	L, 23-35	0-1	0.0	0-0	0.0	0-0	0.0	0-0	0.0	0-1	0.0	0-0	0.0
Nov. 5	Oklahoma St.	W, 37-16	2-2	100.0	0-0	0.0	0-0	0.0	2-2	100.0	0-0	0.0	0-0	0.0
Nov. 12	Texas Tech	L, 28-43	1-3	33.3	1-1	100.0	0-1	0.0	0-0	0.0	0-1	0.0	0-0	0.0
<b>Kansas</b>			<b>7-14</b>	<b>50.0</b>	<b>3-4</b>	<b>75.0</b>	<b>0-3</b>	<b>0.0</b>	<b>3-3</b>	<b>100.0</b>	<b>1-4</b>	<b>25.0</b>	<b>0-0</b>	<b>0.0</b>
<b>Opponents</b>			<b>41-21</b>	<b>66.7</b>	<b>2-3</b>	<b>66.7</b>	<b>3-5</b>	<b>60.0</b>	<b>3-4</b>	<b>75.0</b>	<b>6-9</b>	<b>66.7</b>	<b>0-0</b>	<b>0.0</b>

## KANSAS TIME OF POSSESSION

DATE	OPPONENT	SCORE	OVERALL	1ST QTR	2ND QTR	3RD QTR	4TH QTR	OT
Sept. 2	Tenn. Tech	W, 56-10	24:24	2:24	10:14	5:53	5:35	--
Sept. 10	West Virginia	W, 55-42	27:33	2:36	12:31	8:04	4:21	--
Sept. 17	Houston	W, 48-30	31:27	7:07	9:12	7:41	7:27	--
Sept. 24	Duke	W, 35-27	29:32	10:47	6:16	1:02	11:27	--
Oct. 1	Iowa State	W, 14-11	24:58	3:35	9:25	6:51	5:07	--
Oct. 8	TCU	L, 31-38	33:59	3:59	9:27	9:55	10:38	--
Oct. 15	Oklahoma	L, 42-52	29:41	8:17	8:37	7:24	5:23	--
Oct. 22	Baylor	L, 23-35	19:50	8:15	2:50	1:07	7:38	--
Nov. 5	Oklahoma St.	W, 37-16	35:09	9:00	5:20	7:52	12:57	--
Nov. 12	Texas Tech	L, 28-43	28:33	4:50	8:43	8:48	6:12	--
<b>Kansas</b>			<b>Total</b>	<b>61:08</b>	<b>82:36</b>	<b>64:37</b>	<b>76:45</b>	<b>--</b>
<b>Kansas</b>			<b>Avg.</b>	<b>6:07</b>	<b>8:16</b>	<b>6:28</b>	<b>7:41</b>	<b>--</b>
<b>Opponents</b>			<b>Total</b>	<b>72:31</b>	<b>83:45</b>	<b>62:46</b>	<b>95:52</b>	<b>--</b>
<b>Opponents</b>			<b>Avg.</b>	<b>7:15</b>	<b>8:22</b>	<b>6:17</b>	<b>9:35</b>	<b>--</b>

## SEASON GAME HIGHS

### Kansas individuals

Rushes	32	Devin Neal vs. Oklahoma State (Nov. 5, 2022)
Yards Rushing	224	Devin Neal vs. Oklahoma State (Nov. 5, 2022)
TD Rushes	2	Jalon Daniels at Houston (Sept. 17, 2022)
		Devin Neal vs. Tennessee Tech (Sept. 2, 2022)
		Devin Neal at West Virginia (Sept. 10, 2022)
		Daniel Hishaw Jr. at West Virginia (Sept. 10, 2022)
Long Rush	80	Devin Neal vs. Tennessee Tech (Sept. 2, 2022)
Pass Attempts	29	Jalon Daniels at West Virginia (Sept. 10, 2022)
Pass Completions	19	Jalon Daniels vs. Duke (Sept. 24, 2022)
Yards Passing	324	Jalon Daniels vs. Duke (Sept. 24, 2022)
TD Passes	4	Jason Bean at Oklahoma (Oct. 15, 2022)
		Jason Bean vs. TCU (Oct. 8, 2022)
		Jalon Daniels vs. Duke (Sept. 24, 2022)
		Jalon Daniels vs. Duke (Sept. 24, 2022)
Receptions	7	Luke Grimm vs. Oklahoma State (Nov. 5, 2022)
Yards Receiving	113	Lawrence Arnold at Oklahoma (Oct. 15, 2022)
TD Receptions	2	Lawrence Arnold at Oklahoma (Oct. 15, 2022)
		Mason Fairchild at Oklahoma (Oct. 15, 2022)
		Quentin Skinner vs. TCU (Oct. 8, 2022)
Long Reception	73	Daniel Hishaw vs. Duke (Sept. 24, 2022)
Field Goals	2	Jacob Borcila at Houston (Sept. 17, 2022)
Long Field Goal	33	Jacob Borcila at Houston (Sept. 17, 2022)
Punts	6	Reis Vernon vs. Iowa State (Oct. 1, 2022)
Punting Avg	45.0	Reis Vernon vs. Duke (Sept. 24, 2022)
Long Punt	60	Reis Vernon at Oklahoma (Oct. 15, 2022)
Punts Inside 20	3	Reis Vernon vs. Iowa State (Oct. 1, 2022)
Long Punt Return	16	OJ Burroughs vs. Duke (Sept. 24, 2022)
Long Kickoff Return	38	Kenny Logan Jr. vs. Tennessee Tech (Sept. 2, 2022)
Tackles	14	Kenny Logan Jr. at Oklahoma (Oct. 15, 2022)
Sacks	3	Lonnie Phelps vs. Tennessee Tech (Sept. 2, 2022)
Tackles For Loss	4	Lonnie Phelps vs. Tennessee Tech (Sept. 2, 2022)
Interceptions	1	Eriq Gilyard vs. Tennessee Tech (Sept. 2, 2022)

### Kansas Team

Rushes	46	vs. Oklahoma State (Nov. 5, 2022)
Yards Rushing	351	vs. Oklahoma State (Nov. 5, 2022)
Yards Per Rush	9.9	vs. Tennessee Tech (Sept. 2, 2022)
TD Rushes	6	vs. Tennessee Tech (Sept. 2, 2022)
Pass Attempts	34	vs. TCU (Oct. 8, 2022)
Pass Completions	21	vs. TCU (Oct. 8, 2022)
Yards Passing	351	vs. TCU (Oct. 8, 2022)
Yards Per Pass	14.4	vs. Duke (Sept. 24, 2022)
TD Passes	4	at Oklahoma (Oct. 15, 2022)
		vs. TCU (Oct. 8, 2022)
		vs. Duke (Sept. 24, 2022)
		vs. TCU (Oct. 8, 2022)
Total Plays	72	vs. TCU (Oct. 8, 2022)
Total Offense	554	vs. Oklahoma State (Nov. 5, 2022)
Yards Per Play	10.2	vs. Tennessee Tech (Sept. 2, 2022)
Points	56	vs. Tennessee Tech (Sept. 2, 2022)
Sacks By	5	vs. Iowa State (Oct. 1, 2022)
		vs. Tennessee Tech (Sept. 2, 2022)
First Downs	25	at Houston (Sept. 17, 2022)
Penalties	7	vs. Duke (Sept. 24, 2022)
Penalty Yards	83	vs. Duke (Sept. 24, 2022)
Turnovers	3	vs. Tennessee Tech (Sept. 2, 2022)
Interceptions By	1	vs. Tennessee Tech (Sept. 2, 2022)
Punts	6	vs. Iowa State (Oct. 1, 2022)
Punting Avg	44.5	at West Virginia (Sept. 10, 2022)
Long Punt	60	at Oklahoma (Oct. 15, 2022)
Punts Inside 20	3	vs. Iowa State (Oct. 1, 2022)
Long Punt Return	16	vs. Duke (Sept. 24, 2022)

### Opponent Individuals

Rushes	31	Richard Reese at Baylor (Oct. 22, 2022)
Yards Rushing	186	Richard Reese at Baylor (Oct. 22, 2022)
TD Rushes	2	Richard Reese at Baylor (Oct. 22, 2022)
		Eric Gray at Oklahoma (Oct. 15, 2022)
		Jovantae Barnes at Oklahoma (Oct. 15, 2022)
		CJ Donaldson at West Virginia (Sept. 10, 2022)
Long Rush	40	Brandon Campbell at Houston (Sept. 17, 2022)
Pass Attempts	48	Hunter Dekkers vs. Iowa State (Oct. 1, 2022)
Pass Completions	30	Hunter Dekkers vs. Iowa State (Oct. 1, 2022)
Yards Passing	403	Dillon Gabriel at Oklahoma (Oct. 15, 2022)
TD Passes	3	Max Duggan vs. TCU (Oct. 8, 2022)
		JT Daniels at West Virginia (Sept. 10, 2022)
Long Pass	67	JT Daniels at West Virginia (Sept. 10, 2022)
Receptions	14	Quentin Johnson vs. TCU (Oct. 8, 2022)
Yards Receiving	206	Quentin Johnson vs. TCU (Oct. 8, 2022)
TD Receptions	2	Bryce Ford-Wheaton at West Virginia (Sept. 10, 2022)
Long Reception	67	Bryce Ford-Wheaton at West Virginia (Sept. 10, 2022)
Field Goals	3	Trey Wolff at Texas Tech (Nov. 12, 2022)
Long Field Goal	51	at Texas Tech (Nov. 12, 2022)
Punts	6	Nicholas Bigelow vs. Tennessee Tech (Sept. 2, 2022)
Punting Avg	55.5	Michael Turk at Oklahoma (Oct. 15, 2022)
Long Punt	64	Porter Wilson vs. Duke (Sept. 24, 2022)
Punts Inside 20	2	Laine Wilkins at Houston (Sept. 17, 2022)
Long Punt Return	7	Jaylin Noel vs. Iowa State (Oct. 1, 2022)
Long Kickoff Return	37	Shadrach Banks vs. TCU (Oct. 8, 2022)
Tackles	11	Kendal Daniels vs. Oklahoma State (Nov. 5, 2022)
		Jason Taylor II vs. Oklahoma State (Nov. 5, 2022)
Sacks	2	Jesiah Pierre at Texas Tech (Nov. 12, 2022)
Tackles For Loss	2	Dadrion Taylor-Demerson at Texas Tech (Nov. 12, 2022)
		Jesiah Pierre at Texas Tech (Nov. 12, 2022)
		David Ugwoegbu at Oklahoma (Oct. 15, 2022)
		Danny Stutsman at Oklahoma (Oct. 15, 2022)
		Sean Martin at West Virginia (Sept. 10, 2022)
Interceptions	1	Kosi Eldridge at Texas Tech (Nov. 12, 2022)
		CJ Coldon at Oklahoma (Oct. 15, 2022)
		DaShaun White at Oklahoma (Oct. 15, 2022)
		Jamoi Hodge vs. TCU (Oct. 8, 2022)
		Jacquez McGowan vs. Tennessee Tech (Sept. 2, 2022)

### Opponent Team

Rushes	57	at Oklahoma (Oct. 15, 2022)
Yards Rushing	298	at Oklahoma (Oct. 15, 2022)
Yards Per Rush	5.5	at Texas Tech (Nov. 12, 2022)
TD Rushes	5	at Oklahoma (Oct. 15, 2022)
Pass Attempts	48	vs. Iowa State (Oct. 1, 2022)
Pass Completions	30	vs. Iowa State (Oct. 1, 2022)
Yards Passing	403	at Oklahoma (Oct. 15, 2022)
Yards Per Pass	9.4	at Oklahoma (Oct. 15, 2022)
TD Passes	3	vs. TCU (Oct. 8, 2022)
		at West Virginia (Sept. 10, 2022)
Total Plays	100	at Oklahoma (Oct. 15, 2022)
Total Offense	701	at Oklahoma (Oct. 15, 2022)
Yards Per Play	7.1	vs. TCU (Oct. 8, 2022)
Points	52	at Oklahoma (Oct. 15, 2022)
Sacks By	1	at Baylor (Oct. 22, 2022)
		at Oklahoma (Oct. 15, 2022)
		vs. TCU (Oct. 8, 2022)
		vs. Iowa State (Oct. 1, 2022)
		vs. Duke (Sept. 24, 2022)
First Downs	36	at Oklahoma (Oct. 15, 2022)
Penalties	10	at Houston (Sept. 17, 2022)
Penalty Yards	73	at Houston (Sept. 17, 2022)
Turnovers	4	vs. Oklahoma State (Nov. 5, 2022)
Punts	6	vs. Tennessee Tech (Sept. 2, 2022)
Punting Avg	55.0	at Oklahoma (Oct. 15, 2022)
Long Punt	48	vs. Tennessee Tech (Sept. 2, 2022)
Punts Inside 20	2	at Houston (Sept. 17, 2022)
Long Punt Return	22	at Baylor (Oct. 22, 2022)

# THE LAST TIME KANSAS ...

## TEAM

Scored 80+ points	86 vs. South Dakota State, 1947
Scored 70-79 points	76, Nebraska, 2007
Scored 60-69 points	62, Southeastern Louisiana, 2007
Scored 50-59 points	55 at West Virginia, 2022
Scored 40-49 points	42 at Oklahoma, 2022
Scored 40+ points in back-to-back games	55 at West Virginia, 2022, 45 at Houston, 2022
Rushed for 500+ yards	556, Missouri, 1975
Rushed for 400-499 yards	405 vs. Rutgers, 2018
Rushed for 300-399 yards	364 vs. Oklahoma State, 2022
Rushed for 200-299 yards	242 at Texas Tech, 2022
Passed for 500+ yards	Never
Passed for 400-499 yards	415, vs. Texas Tech, 2019
Passed for 300-399 yards	351 vs. TCU, 2022
Rushed/Passed for 200+ yards	242 rush, 283 pass at Texas Tech, 2022
Had 600+ yards of total offense	615 vs. FIU, 2007
Had 500-599 yards of total offense	554 vs. Oklahoma State, 2022
Scored on first offensive play	vs. Central Michigan, 2014 (Piersen 74 yd run)
Won on final offensive play	at Texas, 2021 (Casey 2 pt. conversion)
Won on final defensive play	at West Virginia, 2022 (Bryant interception in OT)
Lost on final defensive play	at TCU, 2021 (Kell 25 yd FG)
Won in overtime	at West Virginia, 2022
Lost in overtime	vs. Nicholls (26-23), 2018
Recorded a safety	vs. Nicholls, 2018
Recorded two safeties	vs. Southeastern Louisiana, 2007
Recorded two defensive touchdowns	vs. Rutgers, 2018
Executed a two-point conversion	vs. West Virginia, 2021
Recorded a 90+ yard scoring drive	97 at Houston, 2022
Zero punts in a game	vs. Tennessee Tech, 2022
Zero sacks allowed in a game	vs. Oklahoma State, 2022
Recorded a shutout	vs. Louisiana Tech, 2008
Held opponent to 0 yards rushing	(-31) vs. Southeastern Louisiana, 2007
Blocked multiple kicks in a game	2, vs. South Dakota State, 2011 (2 Blocked Punts)
Blocked multiple punts in a game	2, vs. South Dakota State, 2011
Scored a special teams TD	Jacobee Bryant vs. Tennessee Tech, 2022
Scored a special teams & defensive TD	vs. FIU, 2007
10+ Pass Breakups in a game	10, at West Virginia, 2020
Had a weather delay	69 minutes, at Houston, 2022

## INDIVIDUAL OFFENSE

Rushed for 200+ yards	224, Devin Neal vs. Oklahoma State, 2022
Rushed for 150-199 yards	190, Devin Neal at Texas Tech, 2022
Two Players Rushed for 100+ yards	Khalil Hebert (187), Pooka Williams Jr., (121) at Boston College, 2019
Three Players Rushed for 100+ yards	Smith (253), Banks (120) and Wright (116), vs. Missouri, 1975
Had 40+ carries	40, June Henley vs. Iowa State, 1996
Had 30-39 carries	32, Devin Neal vs. Oklahoma State, 2022
Had 25-29 carries	25, Pooka Williams Jr., at Texas, 2019
Rushed for 5 TDs	Never
Rushed for 4 TDs	James Sims vs. Colorado, 2010
Rushed for 3 TDs	Devin Neal at Texas, 2021
Passed for 500+ yards	Never
Passed for 400-499 yards	415, Carter Stanley vs. Texas Tech, 2019
Passed for 300-399 yards	323, Jason Bean at Duke, 2021
Threw 5+ TDs	6, Todd Reesing vs. Nebraska, 2007
Threw 4 TDs	4, Jason Bean at Oklahoma, 2022
Threw 3 TDs	3, Jalon Daniels at Houston, 2022
Rushed and Passed for 5+ Touchdowns	5, Jalon Daniels at Houston, 2022
Had 60+ pass attempts	62, Peyton Bender vs. Central Michigan, 2017
Had 50-59 pass attempts	62, Peyton Bender vs. Central Michigan, 2017
Had 40-49 pass attempts	44, Carter Stanley at Iowa State, 2019
Had 30-39 pass attempts	30, Jalon Daniels at TCU, 2021
Had 30+ pass completions	30, Peyton Bender at Ohio, 2017
Had 25-29 pass completions	26, Carter Stanley vs. Texas Tech, 2019
QB Rush for 100+ yards	123, Jalon Daniels at Houston, 2022
QB Rush for 100+ yards, pass for 200+ yards	(121 / 217) Bill Whittemore vs. Colorado, 2002
Had 15+ catches	16, Kerry Meier vs. Iowa State, 2009
Had 10-14 catches	10, Steven Sims Jr., vs. Oklahoma State, 2018
Had Two Players with 10+ catches	Dezmon Briscoe (14) and Kerry Meier (10) vs. Missouri, 2009
Had 250+ yards receiving	269, Dezmon Briscoe at Oklahoma, 2008
Had 200-249 yards receiving	233, Steven Sims Jr. vs. K-State, 2017
Had 150-199 yards receiving	186, Stephon Robinson Jr., vs. Texas Tech, 2019
Had Two Players 100+ yards receiving	Lawrence Arnold (113), Mason Fairchild (106) at Oklahoma, 2022

Had 100+ yards rushing and receiving	Devin Neal (224 rush, 110 receiving) vs. Oklahoma State, 2022
Had 200+ yards rushing and 100+ yards receiving	Devin Neal (224 rush, 110 receiving) vs. Oklahoma State, 2022
Had a touchdown rushing and receiving	Devin Neal at West Virginia, 2022
2 Players with 100+ yards receiving	Lawrence Arnold (113), Mason Fairchild (106) at Oklahoma, 2022
3 Players with 100+ yards receiving	Never
Had 4+ TD receptions	4, Quintin Smith vs. Louisville, 1989
Had 3 TD receptions	3, Dezmon Briscoe vs. Minnesota, 2008
Had 2 TD receptions	2, Lawrence Arnold, Mason Fairchild at Oklahoma, 2022

## INDIVIDUAL DEFENSE

Intercepted 3 passes	3, Bill Crank vs. Tulane, 1958
Intercepted 2 passes	2, Hasan Defense at West Virginia, 2018
Returned multiple interceptions for TDs	2, Patrick Brown vs. UAB, 1997
Returned an interception for a TD	Cobee Bryant at West Virginia, 2022
Interception Return for 100+ yards	100, Aqib Talib vs. FIU, 2007
Recorded 15+ Tackles	15, Kenny Logan Jr. at TCU, 2021
Recorded 10-14 Tackles	11, Marvin Grant at Baylor, 2022
Two Players with 10+ Tackles	(14) Kenny Logan Jr., (12) Lorenzo McCaskill at Oklahoma, 2022
Three players with 10+ Tackles	(12) Joe Dineen Jr., (10) Keith Loneker Jr., (10) Tyrone Miller Jr., at Texas, 2017
Recorded 5+ Sacks	5, Brandon Perkins vs. Louisiana Tech, 2005
Recorded 4 Sacks	5, Brandon Perkins vs. Louisiana Tech, 2005
Recorded 3 Sacks	3, Lonnie Phelps vs. Tennessee Tech, 2022
Had 5+ Pass Breakups	5, JaCorey Shepherd vs. Iowa State
Recorded 2+ Fumble Recoveries	2, Hayden Hatcher at Oklahoma, 2022
Returned a fumble for a TD	63, Cassius Sendish, at Oklahoma, 2014

## INDIVIDUAL SPECIAL TEAMS

Returned a Kickoff for a Touchdown	100, Kenny Logan Jr., vs. Iowa State, 2020
Punt Return for a Touchdown	76, Nick Harwell vs. West Virginia, 2014
Blocked a Punt	Stephon Robinson Jr., vs. Nicholls, 2018
Blocked Punt Return for a TD	Dakota Lewis vs. FIU, 2007
Blocked a FG	Jereme Robinson vs. Tennessee Tech, 2022
Blocked FG Return for a TD	61, Cobee Bryant vs. Tennessee Tech, 2022
Blocked a PAT	Team, at Oklahoma, 2018
Returned a PAT for a Two-Point Conversion	Carl Nesmith vs. Texas, 2000
Executed a Fake Punt for a First Down	Ryan Schadler at West Virginia, 2018
Executed a Fake Field Goal	T.J. Millweard and Trent Smiley vs. TCU, 2014
Executed an onside kick	Jacob Borcila vs. TCU, 2020
Made 5+ Field Goals	5, Bruce Kallmeyer vs. Wichita State, 1983
Made 4 Field Goals	4, Scott Webb vs. Kansas State, 2006
Made a Field Goal of 50+ Yards	50, Jacob Borcila, at Duke, 2021
Recorded a 70+ yard Punt	76, Kyle Thompson at Texas, 2018
Recorded a 60-69 yard Punt	60, Reis Vernon at Oklahoma, 2022

## THE LAST TIME A KANSAS OPPONENT ...

### TEAM

Scored 80+ points	Never
Scored 70-79 points	70 at Oklahoma State, 2011
Scored 60-69 points	62 at Oklahoma, 2020
Scored 50-59 points	52, at Oklahoma, 2022
Scored 40-49 points	42 at West Virginia, 2022
Rushed for 500+ yards	510, at Oklahoma, 2014
Rushed for 400-499 yards	426, vs. West Virginia, 2015
Rushed for 300-399 yards	302, at Baylor, 2022
Rushed for 200-299 yards	264 at Texas Tech, 2022
Passed for 500+ yards	548, at Texas Tech, 2016
Passed for 400-499 yards	403, at Oklahoma, 2022
Passed for 300-399 yards	308, vs. TCU, 2022
Rushed/Passed for 200+ yards	403 pass, 298 rush, at Oklahoma, 2022
Had 600+ yards of total offense	701 at Oklahoma, 2022
Had 500-599 yards of total offense	501 at West Virginia, 2022
Scored on first offensive play	vs. Texas, 2017 (49-yard reception)
Won on final offensive play	at TCU, 2021 (Kell 25 yd FG)
Lost on final defensive play	at Texas, 2021 (Casey 2 pt. Conversion)
Won in overtime	26-23, vs. Nicholls, 2018
Lost in overtime	55-42 at West Virginia, 2022
Recorded a safety	at Baylor, 2020 (sack)
Recorded two safeties	at Texas, 2001
Recorded two defensive touchdowns	TCU, 2020 (fumble ret., INT ret.)
Recorded two special teams touchdowns	at Kansas State, 2020 (two punt returns)
Zero punts in a game	vs. Texas Tech, 2021
Zero sacks allowed in a game	at West Virginia, 2022
Held KU to 0 yards rushing	-25 at TCU, 2017
Blocked multiple kicks in a game	at Texas, 2019 (blocked 2 FGs)
Scored a special teams TD	vs. TCU, 2020 (Punt Return TD)
Scored a special teams & defensive TD	vs. TCU, 2020

### INDIVIDUAL OFFENSE

Rushed for 300+ yards	427, Samaje Perine at Oklahoma, 2014
Rushed for 200+ yards	250, D'Onta Foreman at Texas, 2016
Two Players Rushed for 100+ yards	Brown (156), Mathis (118) vs. West Virginia, 2021
Three Players Rushed for 100+ yards	Howard (129), Smallwood (115), Shell (108) vs. West Virginia, 2015
Had a 90+ yard run from scrimmage	93, D'Onte Foreman at Texas, 2015
Had 40+ carries	51, D'Onta Foreman vs. Texas, 2016
Had 30-39 carries	31, Richard Reese at Baylor, 2022
Had 25-29 carries	28, Breece Hall at Iowa State, 2019
Rushed for 5+ TDs	5, Samaje Perine at Oklahoma, 2014
Rushed for 4 TDs	Gunnar Holmberg at Duke, 2021
Rushed for 3 TDs	3, Reese White at Coastal Carolina, 2021
Passed for 500+ yards	Never
Passed for 400-499 yards	403, Dillon Gabriel at Oklahoma, 2022
Passed for 300-399 yards	355, JT Daniels at West Virginia, 2022
Threw 5+ TDs	6, Casey Thompson at Texas, 2021
Threw 4 TDs	Brock Purdy, at Iowa State, 2021
Threw 3 TDs	JT Daniels at West Virginia, 2022
Had 50+ pass attempts	50, Patrick Mahomes II vs. Texas Tech, 2015
Had 40-49 pass attempts	42, Dillon Gabriel at Oklahoma, 2022
Had 30-39 pass attempts	34, Jett Duffey vs. Texas Tech, 2019
Had 30+ pass completions	Hunter Dekkers vs. Iowa State, 2022
Had 25-29 pass completions	29, Dillon Gabriel at Oklahoma, 2022
Had completion percentage of 75 percent (Min. 20 pass attempts)	75.8% Gunnar Holmberg at Duke, 2021 (22-of-29)
Had completion percentage of 80 percent (Min. 20 pass attempts)	84.3%, Baker Mayfield vs. Oklahoma (27-of-32)
Had completion percentage of 90+ percent (Min. 20 pass attempts)	95.8%, Geno Smith at West Virginia 2012 (23-of-24)**
QB Rush for 100+ yards	127, Skylar Thompson vs. Kansas State, 2019
QB Rush for 100+ yards, pass for 200+ yards	Robert Griffin III (103 rush, 312 pass) Baylor, 2011
Had 15+ catches	15, Dana Alexander vs. Missouri, 2009
Had 10-14 catches	13 Xavier Hutchinson Hunter Dekkers vs. Iowa State, 2022
Had Two Players with 10+ catches	Never*
Had 250+ yards receiving	300, Adarius Bowman vs. Oklahoma State, 2006
Had 200-249 yards receiving	206, Quentin Johnson, vs. TCU, 2022
Had 150-199 yards receiving	152 Bryce Ford-Wheaton at West Virginia, 2022
Had 100+ yards rushing and receiving	O. Smith (157 rushing, 108 receiving) at Georgia Tech, 2011
Had a touchdown rushing and receiving	Ta'Zawn Henry at Houston, 2022
2 Players with 100+ yards receiving	Marvin Mims (106), Brayden Willis (102), at Oklahoma, 2022

3 Players with 100+ yards receiving	Never*
Had 4+ TD receptions	4, Adarius Bowman vs. Oklahoma, 2006
Had 3 TD receptions	Xavier Worthy, at Texas, 2021
Had 2 TD receptions	Bryce Ford-Wheaton at West Virginia, 2022

### INDIVIDUAL DEFENSE

Intercepted 3+ passes	3, Darcel McBath Texas Tech, 2008
Intercepted 2 passes	Kolby Harvell-Peel at Oklahoma State, 2019
Returned multiple interceptions for TDs	Never*
Returned an interception for a TD	CJ Ceasar vs. TCU, 2020
Interception Return for 100+ yards	Never*
Recorded 15+ Tackles	15, Raaquan Davis at Baylor, 2016
Recorded 10-14 Tackles	11, Braxton Lewis at Iowa State, 2019
Two Players with 10+ Tackles	12, Ty Summers and 11, Denzel Johnson vs. TCU, 2016
Recorded 5+ Sacks	Never*
Recorded 4 Sacks	Never*
Recorded 3 Sacks	3.5, Josaiah Steward at Coastal Carolina, 2021
Forced 2 fumbles	K.J. Smith at Baylor, 2014

### INDIVIDUAL SPECIAL TEAMS

Returned a Kickoff for a Touchdown	Tristan Ebner at Baylor, 2020
Kickoff Return of 100 Yards	Tristan Ebner at Baylor, 2020
Two returns for TDs	Phillip Brooks at Kansas State, 2020 (Punts)
Punt Return for a Touchdown	Derius Davis vs. TCU, 2020
Blocked a Punt	Alex Spillum, at Coastal Carolina, 2021
Blocked a Punt Return for a TD	Alex Spillum, at Coastal Carolina, 2021
Blocked a FG	Nick McCann vs. Texas Tech, 2019
Blocked FG Return for a TD	Deonte Roberts (64) vs. Rutgers, 2018
Blocked a PAT	Jeffrey Gunter, at Coastal Carolina, 2021
Returned a PAT for a Two-Point Conversion	D'Shawn Jamison at Texas, 2019
Made 5+ Field Goals	5, Jeff Jacke, at Missouri, 1992
Made 4+ Field Goals	Chris Callahan, at Baylor, 2014
Made a Field Goal of 50+ Yards	52, M. McCrane, at Kansas State, 2014
Recorded a 70+ yard Punt	73, Quinn Sharp, Oklahoma State, 2012
Recorded a 60-69 yard Punt	64, Nick O'Toole, vs. West Virginia, 2015