

JAYHAWKS

25-6
OVERALL

13-5
BIG 12

3/4
RANKING (AP/COACHES)

Bill Self
HEAD COACH

581-130 (.817)
RECORD AT KANSAS, 20TH SEASON

AT

50-12
BIG 12 CHAMP.

36-8
UNDER BILL SELF

12
BIG 12 CHAMP. TITLES

T-Mobile Center
2022 VENUE

28-6 (.823)
BIG 12 CHAMP. RECORD AT T-MOBILE CENTER

BIG 12 CHAMPIONSHIP

SCHEDULE (25-6--H: 15-1; A: 7-4; N: 3-1)

DATE	Rnk	OPP	TV	Time/Result
NOVEMBER (7-1)				
3	5	- PITT STATE (EXH.)	B12 NOW	W, 94-63
7	5	- OMAHA	B12 NOW	W, 89-64
10	5	- NORTH DAKOTA STATE	B12 NOW	W, 82-59
15	6	7 vs. Duke#	ESPN	W, 69-64
18	6	- SOUTHERN UTAH	B12 NOW	W, 82-76
23	3	- vs. North Carolina St.%	ESPN	W, 80-74
24	3	- vs. Wisconsin%	ESPN	W, 69-68 (ot)
25	3	22 vs. Tennessee%	ESPN	L, 50-64
28	9	- TEXAS SOUTHERN	B12 NOW	W, 87-55
DECEMBER (5-0)				
1	9	- SETON HALL-	ESPN	W, 91-65
10	6	rv at Missouri	ESPN	W, 95-67
17	8	14 INDIANA	ESPN2	W, 84-62
22	4	- HARVARD	ESPN2	W, 68-54
31	4	- OKLAHOMA STATE*	CBS	W, 69-67
JANUARY (6-3)				
3	3	- at Texas Tech*	ESPN2	W, 75-72
7	3	rv at West Virginia*	B12 NOW	W, 76-62
10	2	- OKLAHOMA*	ESPN2	W, 79-75
14	2	14 IOWA STATE*	B12 NOW	W, 62-60
17	2	13 at Kansas State*	ESPN	L, 82-83 (ot)
21	2	14 TCU*	CBS	L, 60-83
23	9	21 at Baylor*	ESPN	L, 69-75
28	9	rv at Kentucky*	ESPN	W, 77-68
31	8	7 KANSAS STATE	B12 NOW	W, 90-78
FEBRUARY (7-1)				
4	8	13 at Iowa State*	ESPN	L, 53-68
6	9	5 TEXAS*	ESPN	W, 88-80
11	9	- at Oklahoma*	CBS	W, 78-55
14	5	rv at Oklahoma State*	ESPN	W, 87-76
18	5	9 BAYLOR*	ESPN	W, 87-71
20	3	24 at TCU*	ESPN	W, 63-58
25	3	- WEST VIRGINIA*	ESPN	W, 76-74
28	3	- TEXAS TECH*	ESPN	W, 67-63
MARCH (0-1)				
4	3	9 at Texas*	ESPN	L, 59-75
9	3	- WVU/TTU	ESPN	2 p.m.
8-11		Big 12 Championship (T-Mobile, Kansas City, Mo.)		

All times Central and subject to change; **Home Games in ALL CAPS and bold**; Rank: Associated Press poll; #State Farm Champions Classic; %Battle 4 Atlantis; -Big 12-Big EAST Battle; *SEC/Big 12 Challenge; *Big 12 Conference game



COMMUNICATIONS

CHRIS THEISEN

Asst. AD for Communications

e theisen@ku.edu

c 785.331.9356

#1 KANSAS VS. #8 WVU/#9 TTU

Kansas City, Mo. • T-Mobile Center (19,135)
Thursday, March 9, 2023 • 2 p.m. (CT)
ESPN



Play-by-Play: Jon Sciambi
Analyst: Fran Fraschilla
Reporter: Kris Budden
Producer: Scott Gustafson
Director: Kyle Brown



Radio: Jayhawk Radio Network
Webcast: KUAthletics.com/Radio
Play-by-Play: Brian Hanni
Analyst: Greg Gurley
Producer/Engineer: Steve Kincaid

TIPOFF

- No. 3 Kansas is the No. 1 seed for the Big 12 Championship for the 18th time (1997-98-2002-03-07-09-10-11-12-13-14-15-16-17-18-20-22-23). KU is 34-7 as the No. 1 seed and has won nine of its 12 Big 12 tourney titles as the No. 1 seed. Note, KU was No. 1 seed in 2020 when the tourney was canceled due to COVID.
- KU has won 16 postseason league tourney titles and 12 in the Big 12 era. KU (12), ISU (5), OU (3) and OSU (2) are active league members with Big 12 tournament titles. West Virginia has won 13 conference tournament titles.
- Since the Big 12's inception in 1996-97, Kansas is 50-12 in the league tournament. KU is 1-0 in opening round games, 22-3 in the quarterfinals, 15-6 in semifinals and 12-3 in finals.
- Kansas won its 21st Big 12 and NCAA-leading 64th all-time conference regular-season title in 2023, the 17th under Bill Self.
- Last season, Kansas became the all-time winningest program in NCAA Division I, currently at 2,382 victories.
- Kansas is No. 8 in the NET Rankings through games played on March 7. Kansas is No. 1 in NET Strength of Schedule and its 15 Quadrant 1 wins are the most in NCAA Division I. Baylor and Texas are next with 11 Q1 wins
- Kansas has appeared in the Associated Press top 10 in each of the last 37 polls, dating back to the 2021-22 preseason poll. The 37 consecutive is the longest active streak in men's college basketball.
- Big 12 Player of the Year and national player of the year candidate, redshirt-junior Jalen Wilson leads the Big 12 in scoring at 19.6 ppg, which is 29th nationally, rebounds per game at 8.3 and double-doubles with 10.
- Big 12 Defensive Player of the Year, redshirt-junior Dajuan Harris Jr. leads the Big 12 and is sixth nationally in assist-to-turnover ratio at 3.28. He is second in the league and sixth nationally in assists per game at 6.3.
- Redshirt-senior Kevin McCullar Jr. is second in the Big 12 in steals (2.1), which is 27th nationally. He is third in the league in rebounds per game at 7.3 rpg.
- Freshman Gradey Dick leads the team with 73 threes made, which are tied for third on the Kansas freshman all-time list and six from first. Dick's 442 points are tied for seventh on the Kansas freshman list and his 85.2 free throw percentage is second.

LAST GAME STARTERS [2022-23 SEASON STATS]

3 HARRIS JR. RS-JR • GUARD	4 DICK FR • GUARD	10 WILSON RS-JR • FORWARD	15 MCCULLAR JR. RS-SR • GUARD	24 ADAMS JR. SO • FORWARD
MIN 34.0	MIN 32.5	MIN 35.2	MIN 31.4	MIN 27.2
PPG 8.6	PPG 14.3	PPG 19.7	PPG 11.1	PPG 10.5
FG% 46.6	FG% 44.2	FG% 41.6	FG% 43.5	FG% 62.6
AST 6.3	3FG% 40.6	REB 8.4	REB 7.3	REB 4.5
STL 2.0	REB 4.9	AST 2.5	AST 2.4	BLK 0.8

NUMERICAL ROSTER

NO.	NAME	POS.	HT.	WT.	YR.	EXP.	HOMETOWN / HIGH SCHOOL / PREVIOUS SCHOOL	
0	Bobby Pettiford Jr.	6-1	190	G	So.	1L	Durham, N.C.	South Granville HS
1	Joseph Yesufu	6-0	180	G	Jr.	1L	Bolingbrook, Ill.	Bilingbrook HS / Drake
3	Dajuan Harris Jr.	6-1	175	G	RS-Jr.	2L	Columbia, Mo.	Rock Bridge HS
4	Gradey Dick	6-8	205	G	Fr.	HS	Wichita, Kan.	Sunrise Academy
5	Kyle Cuffe Jr.	6-2	185	G	RS-Fr.	HS	Harlem, N.Y.	Blair Academy
10	Jalen Wilson	6-8	225	F	RS-Jr.	2L	Denton, Texas	John H. Guyer HS
11	MJ Rice	6-5	215	G	Fr.	HS	Henderson, N.C.	Prolific Prep [Calif.]
12	Wilder Evers	6-3	190	G	Fr.	HS	Birmingham, Ala.	Oak Mountain HS
13	Charlie McCarthy	6-2	195	G	So.	HS	Rancho Mirage, Calif.	Shadow Hills HS
15	Kevin McCullar Jr.	6-6	210	G	RS-Sr.	TR	San Antonio, Texas	Wagner HS / Texas Tech
20	Michael Jankovich	6-5	190	G	Sr.	3L	Dallas, Texas	Northfield Mount Hermon [Mass.]
21	Zach Clemence	6-10	230	F	So.	1L	San Antonio, Texas	Sunrise Christian Academy [Kan.]
22	Dillon Wilhite	6-9	240	F	RS-Fr.	HS	San Diego, Calif.	Cathedral Catholic HS
23	Ernest Udeh Jr.	6-11	250	C	Fr.	HS	Orlando, Fla.	Dr. Phillips HS
24	KJ Adams Jr.	6-7	225	F	So.	1L	Austin, Texas	Westlake HS
31	Cam Martin	6-9	230	F	RS-Sr.	TR	Yukon, Okla.	Yukon HS / Missouri Southern State
35	Zuby Ejiofor	6-9	240	F	Fr.	HS	Garland, Texas	Garland HS

ALPHABETICAL ROSTER

NO.	NAME	POS.	HT.	WT.	YR.	EXP.	HOMETOWN / HIGH SCHOOL / PREVIOUS SCHOOL	
24	KJ Adams Jr.	6-7	225	F	So.	1L	Austin, Texas	Westlake HS
21	Zach Clemence	6-10	230	F	So.	1L	San Antonio, Texas	Sunrise Christian Academy [Kan.]
5	Kyle Cuffe Jr.	6-2	185	G	RS-Fr.	HS	Harlem, N.Y.	Blair Academy
4	Gradey Dick	6-8	205	G	Fr.	HS	Wichita, Kan.	Sunrise Academy
35	Zuby Ejiofor	6-9	240	F	Fr.	HS	Garland, Texas	Garland HS
12	Wilder Evers	6-3	190	G	Fr.	HS	Birmingham, Ala.	Oak Mountain HS
3	Dajuan Harris Jr.	6-1	175	G	RS-Jr.	2L	Columbia, Mo.	Rock Bridge HS
20	Michael Jankovich	6-5	190	G	Sr.	3L	Dallas, Texas	Northfield Mount Hermon [Mass.]
31	Cam Martin	6-9	230	F	S-Sr.	TR	Yukon, Okla.	Yukon HS / Missouri Southern State
13	Charlie McCarthy	6-2	195	G	So.	HS	Rancho Mirage, Calif.	Shadow Hills HS
15	Kevin McCullar Jr.	6-6	210	G	RS-Sr.	TR	San Antonio, Texas	Wagner HS / Texas Tech
0	Bobby Pettiford Jr.	6-1	190	G	So.	1L	Durham, N.C.	South Granville HS
11	MJ Rice	6-5	215	G	Fr.	HS	Henderson, N.C.	Prolific Prep [Calif.]
23	Ernest Udeh Jr.	6-11	250	C	Fr.	HS	Orlando, Fla.	Dr. Phillips HS
22	Dillon Wilhite	6-9	240	F	RS-Fr.	HS	San Diego, Calif.	Cathedral Catholic HS
10	Jalen Wilson	6-8	220	F	RS-Jr.	2L	Denton, Texas	John H. Guyer HS
1	Joseph Yesufu	6-0	180	G	Jr.	1L	Bolingbrook, Ill.	Bilingbrook HS / Drake

SOCIAL ROSTER

NO.	NAME	TWITTER	INSTAGRAM
0	Bobby Pettiford	@Bobbypettiford	@bobbypettiford
1	Joseph Yesufu	@_iljoel	@joe.yesufu1
3	Dajuan Harris Jr.	@DajuanH10	@dajuanharris
4	Gradey Dick	@gradey_dick	@gr3dey
5	Kyle Cuffe Jr.	@kylecuffejr	@kylecuffejr5
10	Jalen Wilson	@Thejalenwilson	@Thejalenwilson
11	MJ Rice	@MJrice_1	@mjrice2
12	Wilder Evers	@EversWilder	@wilderevers
13	Charlie McCarthy		@chmac.32
15	Kevin McCullar Jr.	@Kevin_McCullar	@kevinmccullarjr
20	Michael Jankovich	@michael_jank	@mjankovich
21	Zach Clemence	@BIGZTEXAS	@zachary_clemence
22	Dillon Wilhite	@dillonwilhite	@dillon.wilhite
23	Ernest Udeh Jr.	@ernestudehjr	@ernestudehjr
24	KJ Adams Jr.	@kj_axt	@kjadams
31	Cam Martin	@cam_martin31	@cam-martin31
35	Zuby Ejiofor	@Zubyejiofor	@zubyejiofor

COACHING STAFF

NAME	POSITION // YEAR AT KU	ALMA MATER // YEAR
Bill Self	Head Coach // 20th	Oklahoma State // 1985
Kurtis Townsend	Assistant Coach // 19th	Western Kentucky // 1982
Norm Roberts	Assistant Coach // 12th	Queens College // 1987
Jeremy Case	Assistant Coach // 8th	Kansas // 2007
Fred Quartlebaum	Dir. of Basketball Operations // 10th	Fordham // 1989
Brennan Bechard	Dir. of Scouting // 12th	Kansas // 2009
Joe Dooley	Dir. of S-A Development // 11th	George Washington //1988
Dr. Ramsey Nijem	Dr. of Sport Performance// 4th	UC Santa Barbara // 2012
Brady Morningstar	Video Coordinator // 2nd	Kansas // 2011

PRONUNCIATIONS

ZUBY EJIOFORZOO-be EDGE-eh-for
Wilder EVERSEE-vers
Michael JANKOVICHJANK-oh-vitch
Ernest UDEHOO-deh
Dillon WILHITEWILL Height
Joseph YESUFUYes-a-foo

ABOUT KANSAS

No. 3 Kansas (25-6, 13-5 Big 12) won its 21st Big 12 and its NCAA-leading 64th all-time conference regular-season title in 2022-23. It is the 17th Big 12 title for head coach Bill Self while at KU. Kansas averages 75.6 points per game with a plus-7.4 scoring margin, and pulls down a Big 12-best 36.3 rebounds per contest with a plus-1.4 rebounding margin. KU also leads the Big 12 in assists per game at 16.9, which is 11th nationally. Kansas is second in the Big 12 in assist-to-turnover ratio (1.39, 27th nationally), field goal percentage defense (41.3%), steals per game (8.7, 22nd nationally) and third in scoring margin (+7.4), blocked shots per game (3.9) and field goal percentage (46.4%).

Big 12 Player of the Year and All-Big 12 First Team, both being unanimous selections, Jalen Wilson leads the Big 12 in scoring at 19.7 points per game, which is 29th nationally, rebounds per game (8.4) and double-doubles with 10. A national player-of-the-year candidate, Wilson is second on the team with 61 three-pointers made. An All-Big 12 Second Team and Big 12 All-Newcomer and all-freshman selection, guard Grady Dick leads KU with 73 threes made and has a 40.6 three-point shooting percentage. Dick is averaging 14.3 points and 4.9 rebounds per game. An All-Big 12 Third Team and Big 12 All-Defensive Team honoree who was recently named a Naismith Defensive Player of the Year semifinalist, redshirt-senior guard Kevin McCullar Jr. is averaging 11.1 ppg and his 7.3 rebounds rank third in the Big 12. McCullar is second in the conference and 25th nationally with 2.1 steals per game, and his seven double-doubles are tied for second in the league behind Wilson's conference-leading 10. The Big 12 Most Improved Player recipient, sophomore KJ Adams Jr. is shooting 62.6 percent from the field and averages 10.5 points and 4.5 rebounds per game. The Big 12 Defensive Player of the Year and all-conference honorable mention selection, redshirt-junior Dajuan Harris Jr. has 44 assists and four turnovers in his last six games. He is averaging 8.6 points, 6.3 assists and 2.0 steals overall. Harris leads the Big 12 in assist-to-turnover ratio at 3.40 which is third nationally and his 6.3 assists per game are eighth in NCAA Division I.

Other KU regulars include junior guard Joseph Yesufu (3.7 ppg, 19 3FGs), sophomore guard Bobby Pettiford Jr. (2.5 ppg, 42 assists), freshman forward Ernest Udeh Jr. (2.5 ppg, 14 blocks), freshman guard MJ Rice (2.3 ppg), freshman forward Zubey Ejiofor (1.3 ppg, 13 blocked shots) and sophomore forward Zach Clemence (1.4 ppg).

A KANSAS WIN WOULD...

Make Kansas 26-6 overall ... Make KU 4-1 in neutral-site games this season ... Make Kansas 23-3 in Big 12 Championship quarterfinals ... Advance KU to the conference tourney semifinals for the 23rd time in Big 12 history and 41st time overall ... Improve Kansas to 81-28 in league tournament play and 51-12 at the Big 12 Championship ... Make Kansas 47-10 all-time in the T-Mobile Center, including 1-0 this season ... Give Bill Self 26 wins for the 15th time in 20 seasons at Kansas, and the 18th time in 30 years as a head coach ... Make Self 582-130 while at KU, 789-235 overall and 46-13 all-time in league tournaments (37-8 while at Kansas) ... Make Kansas 2,383-883 all-time.

A KANSAS LOSS WOULD...

Make Kansas 25-7 overall ... Make KU 3-2 in neutral site games this season ... Make Kansas 22-4 in Big 12 quarterfinals games ... Drop Kansas to 80-29 in league tournament play, including 50-13 in the Big 12 Championship ... Make Kansas 46-11 all-time in the T-Mobile Center, including 0-1 this season ... Make Bill Self 581-131 while at Kansas, 788-236 all-time and 45-14 all-time in league tournament games (36-9 while at KU) ... Make Kansas 2,382-884 all-time.

TEXAS LEFTOVERS

• Redshirt-junior forward Jalen Wilson scored 11 points in the first half to give him 600 points on the season. He became the 10th player in the Bill Self era to score at least 600 points in a season, joining Perry Ellis (641), Tyshawn Taylor (647), Marcus Morris (654), Sherron Collins (661), Devonte' Graham (675), Thomas

Robinson (692), Dedric Lawson (700), Ochai Agbaji (732) and Frank Mason (753). Wilson now has 612 points this season.

- With 23 points against Texas, Wilson moved into solo possession of 31st in program history in scoring. Wilson entered the Texas contest tied with Mario Chalmers with 1,341 career points. Wilson now has 1,364 points and is seven points behind Marcus Morris for 30th.
- Wilson finished with 23 points and 10 rebounds for his Big 12-leading 10th double-double this season and the 26th of his career. The game also marked the 17th time this season Wilson scored 20-plus points and the 24th time in his career.
- With his 10 rebounds, Wilson now has 764 for his career, which moves him into 15th all-time in program history. He passed Thomas Robinson, who finished his career with 763. Greg Ostertag is next for Wilson at 770 rebounds.
- Redshirt-junior guard Dajuan Harris Jr., finished with seven assists, and now has 425 for his career. He passed Mario Chalmers for 16th all-time in Kansas history. He is now tied with Jeff Boschee for 15th all-time.
- Harris has at least five assists in six straight games for the Jayhawks. That is the longest stretch of his career, topping his previous high of four set earlier this season. He has just four turnovers during the six games, with 44 assists.
- Harris didn't have any turnovers to his seven assists. He now has three games this season with five-plus assists and no turnovers. He also did it against North Dakota State (five assists, no turnovers) and at TCU (eight assists, no turnovers).
- Freshman Grady Dick had six points and now has 442 points on the season. He is tied with Devon Dotson (2019) for seventh all-time on the single-season freshman scoring list.

WHAT'S TRENDING, NOW

- No. 9 Texas was the 13th ranked opponent Kansas played in 2022-23. KU is 7-6 against ranked teams in 2022-23, including 4-1 versus top 10 foes (with wins versus Duke, Kansas State, Texas and Baylor). Under Bill Self, KU has won seven or more games against ranked foes each of the last three, five of the last six and 10 total seasons.
- With Texas on March 4, Kansas has played 10 ranked opponents in 13 games (since Jan. 14). The non-ranked foes were at Kentucky, at Oklahoma, at Oklahoma State, West Virginia and Texas Tech, all KU wins.
- Kansas has appeared in the Associated Press top 10 in each of the last 37 polls dating back to the 2021-22 preseason poll. The 37 consecutive is the longest active streak in men's college basketball.
- Kansas ranks in the top three in eight Big 12 statistical categories, including first in rebounds per game (36.3) and assists per game (17.1, 11th nationally) and second in assist-to-turnover ratio (1.39, 27th nationally), field goal percentage defense (41.3%) and steals per game (8.7, 22nd nationally).
- Dating back to Feb. 8, 2021, Kansas is 49-0 when outrebounding its opponent, including 17-0 in 2022-23.
- Kansas is averaging 7.1 three point field goals made per game. The 7.1 ranks fourth most in the Bill Self era (last 20 years) - 10.0 (2017-18), 8.8 (2016-17), 8.0 (2015-16).
- KU is averaging 16.9 assists per game, which is 11th nationally. The 16.9 ranks fifth most in the Bill Self era (last 20 years) - 18.0 (2007-08), 17.8 (2005-06), 17.7 (2010-11), 17.1 (2005-06), 16.9 (2022-23).
- Redshirt-junior Jalen Wilson became the 66th player in Kansas history to reach the 1,000-point scoring mark for his career and the 21st in the Bill Self era. His 1,364 points are 31st on the KU all-time list.
- Wilson scored in double figures in 25 straight games from the final two games of the 2021-22 season until Feb. 4, 2023. It was the most for a Jayhawk since KU All-American Ochai Agbaji scored 10+ in 29 straight games ending last season.
- Redshirt-junior Dajuan Harris Jr. leads the Big 12 assist-to-turnover ratio at 3.40, which is third nationally. He is second in the league and eighth nationally in assists per game at 6.3. He has 44 assists and four turnovers in his last six outings.
- Kansas is 22-0 when Harris scores in double figures, including 14-0 this season.

QUICK FACTS

GENERAL INFORMATION

Location	Lawrence, Kan.
Enrollment	27,685
Founded	1866
Nickname	Jayhawks
School Colors	Crimson (Pantone 186) and Blue (Pantone 293)
Conference	Big 12
Chancellor	Douglas A. Giron
Athletics Director	Travis Goff
Deputy Athletics Director (MBB)	Sean Lester
Athletics Website	www.KUAthletics.com
Ticket Office Phone	1.800.34.HAWKS (42957)

HISTORY

Seasons of Basketball	125th
First Season	1888-89
All-Time Record (Win %)	2,382-883 (73.0%)
Conference Regular-Season Titles (last)	63 (2022)
Conference Postseason Tourn. Titles (last)	16 (2022)
NCAA Tournament Appearances (last)	50 (2022)
NCAA Tournament Record	115-48
Consecutive NCAA Appearances	32 (1990-pres.)
NCAA Final Four Appearances (last)	16 (2022)
NIT Appearances (last)	2 (1969)

ALLEN FIELDHOUSE

Year Opened (Seasons)	1955 (65th season)
Capacity	16,300
Consecutive Sellouts	352 games (Since 2001-02)
All-Time Record (Win %)	845-117 (87.8%)
Record under Bill Self (Win %)	307-17 (94.8%)

COACHING STAFF

Head Coach	Bill Self (Oklahoma State, '85)
Record at KU	581-130 (20th season)
Overall Record	788-235 (30th season)
Assistant Coach	Kurtis Townsend (W. Kentucky, '82)
	19th season
Assistant Coach	Norm Roberts (Queens College, '87)
	12th season
Assistant Coach	Jeremy Case (Kansas, '07)
	Ninth season

2021-22 REVIEW

Overall Record	34-6
Big 12 Record (Finish)	14-4 (1st)
Home Record	16-1
Road Record	6-4
Neutral Record	12-1
Big 12 Championship	3-0
NCAA Tournament	6-0
Associated Press Poll Ranking (final)	3
USA TODAY Coaches' Poll Ranking (final)	1

2022-23 TEAM INFORMATION

Letterwinners Returning / Lost	7 / 7
Starters Returning / Lost	2 / 3
Newcomers	6
Fr / So / Jr / Sr	8 / 4 / 3 / 3

COMMUNICATIONS

Daniel Berk	Associate Athletics Director PR & Communications
Phone	785.312.2159
Email	dberk@ku.edu
Chris Theisen	Assistant AD Communications (MBB)
Phone	785.331.9356
Email	theisen@ku.edu
Hope Brown	Social Media Manager (MBB)
Phone	785.393.9526
Email	hopebrown@ku.edu

Mailing Address	Kansas Athletics Communications
	1651 Naismith Drive, Parrott 1400
	Lawrence, KS 66045-4069
Main Office Phone	785.864.3417
Twitter/Instagram	@KUHoops
Facebook	/KansasBasketball
Hashtags	#KUball #RockChalk #PayHeed

2022-23 ACCOLADES

TEAM

Big 12 Regular-Season Champion (13-5 league record)
Preseason No. 5 in *USA TODAY* Coaches Poll
Preseason No. T-5 in Associated Press Poll
Preseason No. 2 in Big 12 Conference Coaches' Poll

KJ ADAMS JR.

Big 12 Most Improved Player Award
All-Big 12 Honorable Mention
Big 12 Player of the Week (1.16.23)

ZACH CLEMENCE

CSC Academic All-District

GRADEY DICK

Jerry West Award Finalist (1 of 5)
Big 12 All-Newcomer Team
Big 12 All-Freshman Team
All-Big 12 Second Team
CBS/USBWA Freshman of the Week (2.21.23)
Dick Vitale Diaper Dandy of the Week (2.21.23)
Big 12 Newcomer of the Week (2.20.23)
Jerry West Award Top 10
Oscar Robertson Trophy Midseason Watch List (1 of 50)
Wooden Award Midseason Top 25 Watch List
co-Big 12 Newcomer of the Week (12.5.22)
Big 12 Newcomer of the Week (11.21.22)

DAJUAN HARRIS JR.

Big 12 Defensive Player of the Year
Big 12 All-Defense Team
All-Big 12 Honorable Mention
CSC Academic All-District

KEVIN MCCOLLAR JR.

All-Big 12 Second Team (Associated Press)
All-Big 12 Third Team
Big 12 All-Defense Team
Naismith Defensive Player of the Year Semifinalist (1 of 10)
Wooden Award Preseason Top 50 Watch List
Naismith Trophy Preseason Watch List (1 of 50)
Preseason All-Big 12 Team HR
Jerry West Watch List (1 of 20)

JALEN WILSON

Julius Erving Award Finalist (1 of 5)
The Sporting News All-America First Team
Big 12 Player of the Year (unanimous selection)
All-Big 12 First Team (unanimous selection)
Wooden Award Final Ballot (1 of 15)
Oscar Robertson Trophy Late Season Watch List (1 of 15)
Naismith Trophy Midseason Team (1 of 30)
Julius Erving Award Top 10
Wooden Award Late Season Top 20 Watch List
The Sporting News Midseason All-America First Team
Oscar Robertson Trophy Midseason Watch List (1 of 50)
Wooden Award Midseason Top 25 Watch List
Big 12 Player of the Week (12.5.22)
Battle 4 Atlantis All-Tournament Team
Wooden Award Preseason Top 50 Watch List
Naismith Trophy Preseason Watch List (1 of 50)
Sporting News Preseason All-America Second Team
Preseason All-Big 12 Team
Julius Erving Watch List
NABC Division I Player of the Year Watch List (1 of 20)

ASSOCIATED PRESS (AP)

MARCH 6, 2022

RANK	SCHOOL (FIRST PLACE VOTES)	RECORD	POINTS
1	Houston (58)	29-2	1522
2	UCLA (3)	27-4	1452
3	KANSAS	25-6	1368
4	Alabama	26-5	1343
5	Purdue	26-5	1274
6	Marquette	25-6	1218
7	Texas	23-8	1100
8	Arizona	25-6	1042
9	Gonzaga	26-5	1031
10	Baylor	22-9	961
11	UConn	24-7	847
12	Kansas State	23-8	838
13	Virginia	23-6	791
14	Miami	24-6	761
15	Xavier	23-8	641
16	Saint Mary's	25-6	587
17	Tennessee	22-9	573
18	Texas A&M	23-8	507
19	Indiana	21-10	481
20	San Diego State	24-6	370
21	Duke	23-8	293
22	TCU	20-11	193
23	Kentucky	21-10	138
24	Creighton	20-11	133
25	Missouri	23-8	66

OTHERS RECEIVING VOTES: Oral Roberts 54; Florida Atlantic 53; Utah State 32; Providence 26; Iowa State 23; Northwestern 16; West Virginia 15; Toledo 10; Pittsburgh 10; Charleston 9; Michigan State 9; VCU 8; Boise State 7; Iowa 5; USC 5; Vanderbilt 3; Memphis 3; Maryland 3; Arkansas 2; Drake 1; North Texas 1

USA TODAY (COACHES)

MARCH 6, 2022

RANK	SCHOOL (FIRST PLACE VOTES)	RECORD	POINTS
1	Houston (29)	29-2	771
2	UCLA	27-4	740
3	Purdue	26-5	673
4	Kansas (2)	25-6	666
5	Alabama	26-5	657
6	Marquette	25-6	636
7	Texas	23-8	571
8	Gonzaga	26-5	515
9	Arizona	25-6	494
10	Baylor	22-9	440
11	Virginia	23-6	419
12	Kansas State	23-8	409
13	Miami-Florida	24-6	381
14	Connecticut	24-7	367
15	Xavier	23-8	338
16	Saint Mary's	25-6	336
17	Indiana	21-10	280
18	Texas A&M	23-8	251
19	Tennessee	22-9	249
20	San Diego St.	24-6	205
21	Duke	23-8	119
22	Creighton	20-11	118
23	TCU	20-11	111
24	Kentucky	21-10	97
25	Northwestern	21-10	31

OTHERS RECEIVING VOTES: Providence 30; Maryland 26; Florida Atlantic 25; Iowa State 24; Missouri 18; Oral Roberts 14; Michigan St. 14; Toledo 11; Pittsburgh 10; NC State 9; West Virginia 6; Utah St. 5; Virginia Tech 3; Iowa 3; Vanderbilt 2; Boise St. 1

WEEK-BY-WEEK RANKINGS

WEEK	AP	COACHES	NCAA NET
Preseason	T-5	5	N/A
Nov. 14	6	5	N/A
Nov. 21	3	3	N/A
Nov. 28	9	9	N/A
Dec. 5	6	6	12
Dec. 12	8	6	7
Dec. 19	4	4 (1)	6
Dec. 26	4	4	5
Jan. 2	3	3	
Jan. 9	2 (22)	2 (12)	4
Jan. 16	2 (23)	2 (9)	5
Jan. 23	9	9	8
Jan. 30	8	8	8
Feb. 6	9	8	10
Feb. 13	5	7	8
Feb. 20	3 (7)	4 (1)	6
Feb. 27	3 (8)	3 (3)	6
March 6	3	4 (2)	7

() - First place votes in parenthesis

RANKINGS BREAKDOWN

	AP	COACHES
Weeks in Top 25	837 (352)	611 (367)
Weeks in Top 10	617 (275)	488 (285)
Weeks in Top 5	375 (170)	326 (180)
Weeks at No. 1	74 (34)	66 (35)
Current Consecutive Weeks in Top 25	39 (39)	37 (37)
Most Consecutive Weeks in Top 25	231* (231*)	238* (238*)
Most Consecutive Weeks at No. 1	15 (9)	15 (9)
W-L vs Top 25	252-208 (121-64)	-
Home vs Top 25	104-51 (58-10)	-
Away vs Top 25	56-84 (27-29)	-
Neutral vs Top 25	91-73 (35-25)	-
W-L vs Top 10	108-114 (48-27)	-
Home vs Top 10	40-33 (20-4)	-
Away vs Top 10	22-39 (11-10)	-
Neutral vs Top 10	46-42 (17-13)	-

() - Bill Self era in parenthesis

* Longest in the NCAA DI history

2022-23 BIG 12 STANDINGS (3.5.23; STANDINGS ARE FINAL)

Team	BIG 12					OVERALL					
	Record	Pct	Home	Away	Streak	Record	Pct	Home	Away	Neutral	Streak
KANSAS	13-5	.722	8-1	5-4	L1	25-6	.806	15-1	7-4	3-1	L1
Texas	12-6	.667	8-1	4-5	W1	23-8	.742	17-1	4-6	2-1	W1
Kansas State	11-7	.611	8-1	3-6	L1	23-8	.742	15-1	4-7	4-0	L1
Baylor	11-7	.611	6-3	5-4	L1	22-9	.710	14-3	5-5	3-1	L1
Iowa State	9-9	.500	6-3	3-6	W1	18-12	.600	13-3	3-8	2-1	W1
TCU	9-9	.500	6-3	3-6	L1	20-11	.645	13-4	3-7	4-0	L1
Oklahoma State	8-10	.444	5-4	3-6	W1	17-14	.548	11-5	5-7	1-2	W1
West Virginia	7-11	.389	5-4	2-7	W2	18-13	.581	13-4	3-8	2-1	W2
Texas Tech	5-13	.278	3-6	2-7	L3	16-15	.516	11-6	3-7	2-2	L3
Oklahoma	5-13	.278	3-6	2-7	W1	15-16	.484	9-7	2-8	4-1	W1

- Redshirt-senior Kevin McCullar Jr. is second in the Big 12 and 25th nationally with 2.1 steals per game. McCullar is third in the league in rebounds per game at 7.3 and is the only player in the conference to rank in the top five in steals and rebounds.
- McCullar's seven double-doubles this season are second in the Big 12 behind Jalen Wilson's 10.
- Gradey Dick's 73 threes are the fourth most made in the Big 12 and rank tied for third on the KU freshmen all-time list with Ben McLemore (2013). The KU freshman record is 79 by Jeff Boschee set in 1998-99.
- A three-time Big 12 Newcomer of the Week, Dick's 14.3 scoring average currently ranks fifth on the KU freshmen list.

Scoring Average by a Kansas Freshman

Player (Season)	Scoring Average
Andrew Wiggins (2013-14)	17.1
Josh Jackson (2016-17)	16.3
Ben McLemore (2012-13)	15.9
Danny Manning (1984-85)	14.6
Gradey Dick (2022-23)	14.3
Kerry Boagni (1983)	14.1

- Dating back to the Dec. 1 game versus Seton Hall, freshman Ernest Udeh Jr. has made his last 21 field goals. The 21 consecutive shots made is a Kansas record, surpassing the 16 by Greg Dreiling during the 1985-86 season. A starter on Kansas' 1985-86 Final Four team, Dreiling set the mark in four games.

KANSAS AT THE PHILLIPS 66 BIG 12 CHAMPIONSHIP

- KU's 12 Big 12 Championship titles are more than any other school in the league. Iowa State is second with five titles, while Oklahoma (3), Oklahoma State (2) and Texas (1) are the only other current schools to have won a Big 12 tourney. Kansas won the first three events 1997-98-99, then the 2006-07-08-10-11-13-16-18-22 titles. KU is 12-3 in tourney title games, having lost the 2002 title to Oklahoma and the 2015 and 2019 titles to Iowa State.
- Kansas is the only team to have won at least 40 games in the Big 12 Championship. The Jayhawks are 50-12 (80.6%) in the event. Oklahoma State (27-22, 55.1%), Texas (28-24, 53.8%), Oklahoma (24-22, 52.2%) are the only other teams with winning records in the event.
- With a 36-8 (81.8%) record, KU head coach Bill Self has the highest winning percentage in Big 12 Championship history with more than one tournament (Frank Haith went 3-0 at Missouri in 2012).
- Kansas is the No. 1 seed for the 18th time (1997-98-2002-03-07-09-10-11-12-13-14-15-16-17-18-20-22-23). KU is 34-7 as the No. 1 seed and has won nine of its 12 Big 12 tourney titles as the No. 1 seed. Note, KU was No. 1 seed in 2020 when the tourney was canceled. KU has been No. 2 seed five times (2001-05-06-08-21), No. 3 seed three times (1999-2004-19) and was the No. 5 seed in 2000.
- KU has reached the semifinals in 22 of the 25 Big 12 Championships. The Jayhawks did not reach the 2000, 2009 or 2017 semis.
- Kansas has won nine of its 12 Big 12 titles as the No. 1 seed – 1997, 1998, 2007, 2010, 2011, 2013, 2016 and 2018. KU was the No. 3 seed in its 1999 title run and the No. 2 seed in 2006 and 2008.

- Kansas has had 50 conference championship all-tournament selections, including 33 in the 26-year history of the Big 12 Championship. In 2022, Ochai Agbaji (Most Outstanding Player) and Christian Braun were KU's last all-tournament selections.

KANSAS IN KANSAS CITY

Kansas City has been a second home for KU over the years. The Jayhawks' first-ever game -- a 16-5 loss to Kansas City YMCA on Feb. 3, 1899 -- was played in Kansas City. The March 10, 2022, Big 12 quarterfinal will mark KU's 318th all-time game played in Kansas City, and its 57th in T-Mobile Center. Excluding exhibition contests, KU is 46-10 in T-Mobile Center including winning the 2008, 2010, 2011, 2013, 2016, 2018 and 2022 Big 12 Championships in the venue and the 2012 and 2016 CBE Hall of Fame Classics.

MORE NOTES ON THE JAYHAWKS IN KANSAS CITY

- Beginning in 1984-85, Kansas has played at least one regular-season game, be it in a tournament or a home contest, in Kansas City in 32 of the last 36 seasons. KU only missed 1987-88, 1990-91, 1996-97 and the 2022-23 and in those seasons the Jayhawks played league tournament or NCAA Tournament postseason games in KC.
- KU is 233-84 in games played in Kansas City.
- KU played 106 games in Kemper Arena with an 81-25 record. Kansas went 26-4 in Kemper Arena from 1997 until 2006, when it played its last game in the venue. Included in that run were Big 12 Championship titles in 1997, 1998 and 1999.
- Kemper Arena was the host of the 1988 NCAA Final Four when the Jayhawks won the national championship.
- Kansas has won a mind-boggling 28 conference tournaments (13 holiday conference tourneys and 15 postseason league titles) with 26 of those in Kansas City. The lone two titles not in KC were in 2006 in Dallas and 2007 in Oklahoma City.

KANSAS CONFERENCE TOURNAMENT TITLES IN KC

Municipal Auditorium (Conference Holiday Tournament) – 1951, 1953, 1956, 1957, 1962, 1964, 1965, 1966, 1968, 1970

Kemper Arena (*Big Eight Holiday Tournament) – *1974, *1977, *1978, 1981, 1984, 1986, 1992, 1997, 1998, 1999, 2006, 2007

T-Mobile Center – 2008, 2010, 2013, 2016, 2018, 2022

Kansas at T-Mobile Center

SEASON	RECORD	NOTES
2007-08	4-0	Big 12 Championship Title
2008-09	1-2	
2009-10	4-0	Big 12 Championship Title
2010-11	4-0	Big 12 Championship Title
2011-12	1-2	
2012-13	8-0	CBE Classic Title, Big 12 Championship Title, NCAA 1st/2nd Round wins
2013-14	2-1	
2014-15	3-1	Big 12 Championship Finalist
2015-16	4-0	Big 12 Championship Title
2016-17	4-2	CBE Hall of Fame Classic Title
2017-18	3-1	Big 12 Championship Title
2018-19	3-1	Big 12 Championship Finalist
2019-20	1-0	
2021-22	4-0	Big 12 Championship Title
OVERALL	46-10	82.1 winning percentage



NCAA TOP-150



BIG 12

2022-23 STATISTICS (3.6.23)

	STAT	NCAA	BIG 12
W-L%	80.6	8	1
SCORING	75.6	72	4
SCORING DEFENSE	68.2	118	4
SCORING MARGIN	+7.4	48	3
REBOUNDING	36.3	90	1
REBOUNDING MARGIN	+1.4	161	6
ASSISTS	16.9	9	1
ASSIST-TO RATIO	1.4	23	1
TURNOVER MARGIN	+2.1	51	4
STEALS	8.7	24	2
BLOCKED SHOTS	3.9	64	3
FG%	46.4	59	2
FG% DEFENSE	41.3	45	2
3FG MADE	7.1	--	4
3FG%	34.8	148	4
3FG% DEFENSE	31.5	61	5
FT%	72.4	141	6

INDIVIDUAL (ALL GAMES)

SCORING

Jalen Wilson	19.7	29	1
Gradey Dick	14.3	--	11

REBOUNDING

Jalen Wilson	8.4	67	1
Kevin McCullar Jr.	7.3	124	3
Gradey Dick	4.9	--	18

FIELD GOAL PERCENTAGE (MIN. 5.0 FGM/G)

Jalen Wilson	41.6	--	7
--------------	------	----	---

3-POINT FG PERCENTAGE (MIN. 2.5 FGM/G)

--			
----	--	--	--

3-POINT FIELD GOALS MADE

Gradey Dick	2.4	141	7
Jalen Wilson	2.0	--	12

FREE THROW PERCENTAGE (MIN. 2.5 FTM/G)

Jalen Wilson	78.0	--	9
Kevin McCullar	77.1	--	10

ASSISTS

Dajuan Harris Jr.	6.3	8	2
-------------------	-----	---	---

STEALS

Kevin McCullar Jr.	2.1	25	2
Dajuan Harris Jr.	2.0	32	4
Gradey Dick	1.5	--	11

BLOCKED SHOTS

KJ Adams Jr.	0.8	--	10
--------------	-----	----	----

ASSIST-TO-TURNOVER RATIO (MIN. 3 AST/G AVG)

Dajuan Harris Jr.	3.40	3	1
-------------------	------	---	---

DOUBLE-DOUBLES

Jalen Wilson	10	48	1
Kevin McCullar Jr.	7	99	2
Dajuan Harris Jr.	1	--	17

KU BY THE NUMBERS

14	Consecutive conference regular-season titles - 2005-06-07-08-09-10-11-12-13-14-15-16-17-18, a KU record and the longest in NCAA history.
16	30+ win seasons, which ties an NCAA record.
18	Streaks of 10 or more consecutive wins in the Bill Self era, including two in 2022-23. Eight of those have been 15+ win streaks.
21	Big 12 Conference regular-season championships for KU in the league's 27-year existence. Includes 2022-23
20	Undefeated home seasons at Allen Fieldhouse, including 2007-08, 2008-09, 2009-10, 2011-12, 2014-15, 2015-16 and 2018-19 under Bill Self.
21	Times a KU player or coach has been inducted into the Naismith Basketball Hall of Fame, which includes current head coach Bill Self in 2017.
23	Or more victories for Kansas in 31 of the last 32 seasons beginning in 1989-90, including 2022-23.
28	Championships for Kansas in the Bill Self era - 17 Big 12 regular-season titles, nine Big 12 postseason championships and two NCAA.
29	Consecutive seasons KU has won 10 or more league games, starting in 1995 (60 times overall), which is the longest streak in the nation and includes 2022-23.
31	Consensus All-America First Team selections, the most of any NCAA Division I school, including Ochai Agbaji in 2021-22.
31	Consecutive seasons KU has made the NCAA Tournament, the longest active streak in the nation and best all-time.
34	Consecutive seasons Kansas has won 20 or more games, the longest active streak in the NCAA, which began in 1989-90. This includes 2022-23.
35	Consecutive seasons KU has led its conference in home attendance, beginning in 1986-87, excluding 2020-21 due to COVID, includes 2022-23.
64	Conference regular-season championships, most in NCAA Division I, including 2022-23.
130.4	Decibels reached inside of Allen Fieldhouse on Feb. 13, 2017, when the arena broke the Guinness Book of World Records mark for loudest crowd roar at an indoor sports event.
231	An NCAA record for consecutive weeks Kansas was ranked in the AP top 25. The streak began 2.2.2009, and spanned 433 games, and ended 2.1.2020.
352	Consecutive sellouts in Allen Fieldhouse, dating back to 2001-02. This includes the 2,500 capacity for 2020-21.
581	Wins for Bill Self in his 20th season at Kansas. He is the second-winningest coach in KU history (Phog Allen, 590-219, 1907-09; 1919-56)
845	All-time Kansas victories inside Allen Fieldhouse. The historic building opened in 1955 and KU holds a 845-117 record in its home venue.
2,382	All-Time victories, the most in NCAA Division I Men's Basketball.

KANSAS LEAGUE TITLES, 64

With its 2022-23 championship, Kansas claimed its 21st Big 12 regular-season title, including the 17th in the last 19 seasons. KU's 64 all-time conference titles are the most in NCAA Division I history. Kentucky is second with 55 and Penn third at 38. With one game remaining, the Jayhawks have claimed 16 outright or shared league titles since 2003-04 (i.e. the Bill Self era), the next best team in a major conference is Villanova, Kentucky and North Carolina at seven each over that span..

KANSAS CONFERENCE REGULAR-SEASON TITLES

64 (*Tied for the championship)
Missouri Valley Intercollegiate Athletic Association (13) - 1908-09-10-11-12*-14*-15-22*-23-24-25-26-27
Big Six (12) - 1931-32-33-34-36-37*-38-40*-41*-42*-43-46
Big Seven (5) - 1950*-52-53-54*-57
Big Eight (13) - 1960*-66-67-71-74-75-78-86-91*-92-93-95-96
Big 12 (21) - 1997-98-2002-03-05*-06*-07-08*-09-10-11-12-13*-14-15-16-17-18-20-22*-23

JAYHAWKS WELL REPRESENTED ON ALL-BIG 12

Highlighted by Big 12 Player of the Year Jalen Wilson, Big 12 Defensive Player of the Year Dajuan Harris Jr., and the Big 12 Most Improved Player KJ Adams Jr., Kansas was well represented on the men's basketball 2022-23 All-Big 12 Team selected by the conference coaches, the league announced March 5. With the aforementioned and Gradey Dick and Kevin McCullar Jr., all five KU starters were represented on the 2023 All-Big 12 teams.

Wilson was the unanimous selection for Big 12 Player of the Year and for All-Big 12 First Team by the league coaches. Dick is an all-conference second team honoree and a member of the Big 12 All-Newcomer and Big 12 All-Freshman teams. He is an unanimous All-Freshman team choice. McCullar is an all-league third team selection and was also chosen to the Big 12 All-Defensive team along with Harris. Adams and Harris were both also named All-Big 12 Honorable Mention choices in addition to their other conference postseason honors. Coaches were not allowed to vote for their own student-athletes.

Historically, Wilson marks the 18th time a Jayhawk has been named conference player of the year, including the 11th in the Big 12 era, since 1996-97. He joins Dave Robisch (1970, '71), Bud Stallworth (1972), Danny Manning (1986, '87, '88) and Jacque Vaughn (1996) from the Big Eight era and Raef LaFrentz (1997), Drew Gooden (2002), Nick Collison (2003), Wayne Simien (2005), Marcus Morris (2011), Thomas Robinson (2012), Frank Mason III (2017), Devonte' Graham (2018), Udoka Azubuike (2020) and Ochai Agbaji (2022) in the Big 12 period. Five of the past seven conference players of the year have been Jayhawks.

Harris marks the eighth time a Jayhawk has named Big 12 Defensive Player of the Year joining Mario Chalmers (2007), Cole Aldrich (2009, 2010), Jeff Withey (2012, 2013), Joel Embiid (2014) and Marcus Garrett (2020).

The Big 12 Most Improved Player Award began in 2019-20 and Kansas has half of the four recipients with 2021 winner David McCormack and Adams in 2023.

In the 27-year history of the Big 12, Kansas has 35 All-Big 12 First Team selections which is more than twice as many as any other school. KU has had a first-team honoree in 24 of the 27 seasons of the league. Kansas leads the Big 12 with an all-time high 146 student-athletes named to All-Big 12 Teams. Texas is second with 116, while Baylor is third with 106 selections.

WILSON NAMED THE SPORTING NEWS ALL-AMERICA FIRST TEAM

Jalen Wilson was named to 2022-23 The Sporting News All-America First Team on March 7. Joining Wilson on The Sporting News All-America First Team is Drew Timme of Gonzaga, Zach Edey of Purdue, Trayce Jackson-Davis of Indiana and Brandon Miller of Alabama. The Sporting News is one of four entities the NCAA uses in compiling the Consensus All-America Team, along

with the Associated Press, the National Association of Basketball Coaches (NABC) and the U.S. Basketball Writers Association (USBWA).

WILSON AND DICK ARE NAISMITH STARTING FIVE FINALISTS

Jalen Wilson is a finalist for the 2023 Julius Erving Award, while Gradey Dick is finalist for the 2023 Jerry West Award the Naismith Memorial Basketball Hall of Fame announced March 7-8.

Named after Class of 1993 Hall of Famer Julius Erving, the annual honor is in its ninth year recognizing the top small forwards in Division I men's college basketball.

Named after Class of 1980 Hall of Famer and 1959 NCAA Final Four Most Valuable Player Jerry West, the annual honor is in its ninth year recognizing the top shooting guards in Division I men's college basketball.

WILSON NAMED TO OSCAR ROBERTSON TROPHY LATE SEASON WATCH LIST

On March 2, redshirt-junior Jalen Wilson was named to the Oscar Robertson Trophy Late Season Watch List, the United States Basketball Writers of America (USBWA). Wilson is one of 15 student-athletes named to the late season watch list.

Chosen by the USBWA membership based on performances during the 2022-23 season, Wilson is aiming to become the second Jayhawk to win the Oscar Robertson Trophy, joining 2017 recipient Frank Mason III.

HARRIS AND CLEMENCE NAMED ACADEMIC ALL-DISTRICT

The Kansas men's basketball duo of Dajuan Harris Jr. and Zach Clemence were named Academic All-District by the College Sports Communicators (CSC) the organization announced Feb. 21. Earning the accolade now makes Harris and Clemence eligible for CSC Academic All-America, which will be voted on by the CSC membership. To be nominated, a student-athlete must be a starter or important reserve with at least a 3.50 cumulative grade point average (on a 4.0 scale) at his current institution.

Kansas has had 15 Academic All-Americans dating back to Bud Stallworth in 1971 and its 15 are second most in NCAA Division I behind UCLA's 17. KU's most recent Academic All-American was Tyrel Reed in 2011.

NCAA COMMITTEE TOP 16 RELEASED

On Feb. 18, the NCAA released its first top 16 bracket for the 2023 NCAA Tournament and Kansas was a No. 1 seed along with Alabama, Houston and Purdue.

Since seeding in the NCAA Tournament began in 1979, Kansas has been a No. 1 seed 15 times, including four times in the last seven tournaments. KU was also a No. 1 seed in 1986-92-95-97-98-2002-07-08-10-11-13-16-17-18-22 with the last nine under head coach Bill Self. Kansas is 45-13 all-time as a No. 1 seed with two NCAA Tournament titles in 2008 and 2022.

KANSAS VS. TOP-25 TEAMS

No. 9 Texas (March 4) was the 13th Associated Press top-25 ranked team Kansas played in 2022-23. KU is 7-6 against AP ranked foes this season, including 4-1 versus top 10 teams. KU played 12 Associated Press-ranked opponents during the 2021-22 season and went 8-4 versus those teams. Twelve of the last 13 and 19 of Kansas' last 21 losses have been to ranked foes. In 2019-20, KU went 4-3 against top-25 teams. In the Bill Self era, KU is 125-69 against AP-ranked opponents, including 50-27 versus Top-10 foes. In that span, Self's KU teams have collected seven or more wins against ranked foes in each of the last three and five of the last six seasons.

Kansas' record against top-10 ranked opponents is even more impressive. KU is 24-12 against foes ranked inside the top-10 of the AP poll since 2013-14. Since Bill Self's first season, 2003-04, the Jayhawks are 20-4 against AP top-10 teams inside Allen Fieldhouse, 9-1 versus top-five opponents.

THIS DAY IN KANSAS BASKETBALL HISTORY

MARCH

9

March 9, 1960: Kansas won a back-and-forth thriller against Kansas State, 84-82 in overtime, in a one-game Big Eight playoff in Manhattan to determine the conference's representative for the 1960 NCAA Tournament. In total, there were 15 lead changes throughout the game. Junior F Wayne Hightower led the Jayhawks with 28 points, while junior G Jerry Gardner added 21. Senior C Bill Bridges grabbed 22 rebounds in the victory. The game was tied at 72 at the end of regulation, but Kansas took the game by two in overtime to advance to the NCAA Tournament. The Jayhawks defeated Texas, 90-81, two days later, but lost to Cincinnati, 82-71, on March 12 to end their season with a 19-9 record.

KU VS. ASSOCIATED PRESS TOP-25 TEAMS UNDER BILL SELF

SEASON	RECORD	VS. TOP-10
2022-23	7-6	4-1
2021-22	8-4	2-1
2020-21	8-7	3-3
2019-20	4-3	1-2
2018-19	8-4	2-1
2017-18	8-4	4-1
2016-17	6-3	5-1
2015-16	12-4	4-1
2014-15	10-6	0-1
2013-14	7-2	3-0
2012-13	5-2	2-1
2011-12	7-5	6-4
2010-11	5-1	1-1
2009-10	8-1	2-0
2008-09	3-3	1-2
2007-08	5-2	3-0
2006-07	5-2	2-2
2005-06	3-3	1-2
2004-05	4-2	3-1
2003-04	2-5	1-2
TOTAL	125-69	50-27

Highest Win Pct vs. Top-10 at Home
(Min 10 games; source: ESPN)

Coach	Pct. (W-L)
John Wooden	.880 (22-3)
BILL SELF	.852 (23-4)
Jerry Tarkanian	.846 (11-2)
Chuck Osborn	.833 (10-2)

WILSON NAMED TO NAISMITH TROPHY MIDSEASON TEAM

Jalen Wilson was named to the 2023 Naismith Men's Player of the Year Midseason Team, the Atlanta Tipoff Club announced Feb. 9. There are 30 total student-athletes named to the midseason squad and Wilson is looking to become the third Jayhawk to win the Naismith Men's Player of the Year Trophy joining Danny Manning (1988) and Frank Mason III (2017).

WILSON NAMED TO WOODEN AWARD NATIONAL BALLOT

Kansas redshirt-junior Jalen Wilson has been named to the 2022-23 Wooden Award National Ballot, the Los Angeles Athletic Club announced March 4.

Chosen by a poll of national college basketball experts based on their performances during the 2022-23 season, the Wooden Award National Ballot comprises of 15 student-athletes who are front-runners for the Wooden Award. Wilson is looking to become the third Jayhawk to win the Wooden Award, joining Danny Manning (1988) and Frank Mason III (2017).

MCCULLAR NAMED TO THE NAISMITH DEFENSIVE PLAYER OF THE YEAR WATCH LIST

For the second straight season, Kansas redshirt-senior Kevin McCullar Jr. has been named a semifinalist for the Naismith Defensive Player of the Year Watch List, the Atlanta Tipoff Club announced Feb. 28. Last season at Texas Tech, McCullar was one of 10 semifinalists for the Naismith Defensive Player of the Year. In its sixth year, the Naismith Defensive Player of the Year Award originated in 2018. McCullar is looking to become the second Kansas player to win the honor, joining 2020 recipient Marcus Garrett.

Also, in 2020, Garrett was the ESPN.com national defensive player of the year. Other Jayhawks to have won national defensive player of the year honors include Jeff Withey, a co-recipient by the NABC in 2013, and Udoka Azubuike in 2020 by the NABC.

WILSON LOOKING TO JOIN ELITE KANSAS COMPANY

Redshirt-junior Jalen Wilson leads the Big 12 in scoring at 19.7 points per game, which is 29th nationally, and in rebounds at 8.4 rpg. Though just under, Wilson is vying to become the third Jayhawk in the Bill Self era to average 20-plus points per game and the seventh KU player to lead the Big 12 in scoring. He is also vying to become the fourth Jayhawk to lead the Big 12 in scoring and rebounding average in the same season.

Kansas 20-Plus Average Scorers in the Bill Self Era

Player (Season)	20+ PPG
Frank Mason III (2016-17)	20.9
Wayne Simien (2004-05)	20.3

Big 12 Season Scoring Leaders from Kansas (since 1996-97)

Player (Season)	PPG
Ochai Agbaji (2021-22)	18.8
Devon Dotson (2019-20)	18.1
Dedric Lawson (2018-19)	19.4
Frank Mason III (2016-17)	20.9
Wayne Simien (2004-05)	20.3
Drew Gooden (2001-02)	19.8

Same Player Season Scoring & Rebounds Leaders
in Big 12 History (since 1996-97)

Player (School, Season)	PPG/RPG
Dedric Lawson (Kansas, 2018-19)	19.4 ppg/10.3 rpg
Blake Griffin (Oklahoma, 2008-09)	22.7 ppg/14.4 rpg
Michael Beasley (Kansas State, 2007-08)	26.2 ppg/12.4 rpg
Kevin Durant (Texas, 2006-07)	25.8 ppg/11.1 rpg
Wayne Simien (Kansas, 2004-05)	20.3 ppg/11.0 rpg
Drew Gooden (Kansas, 2001-02)	19.8 ppg/11.4 rpg

KANSAS IN THE NATIONAL POLLS

Kansas is ranked No. 3 in the latest Associated Press poll released March 6. Starting with the first poll of the 2021-22 season, Kansas has been ranked in the AP top 10 in 37-straight polls, which is the longest active streak in the nation.

AP Weekly Appearance Streaks: Top 10 / Active only

Rk	Team	Polls	First-Last
1.	KANSAS	37	2022-2023
2.	Houston	18	2023
3.	Texas	16	2023
4.	Purdue	15	2023
5.	Alabama	14	2023

KU CELEBRATING 125 YEARS OF BASKETBALL IN 2022-23

The winningest program in college basketball history, Kansas, is celebrating its 125th year of play during the 2022-23 season and hosted the 125th reunion on Jan. 14 in historic Allen Fieldhouse. More than 200 past players, coaches and staff returned for the reunion, including four of Kansas' eight all-time head coaches - Ted Owens, Larry Brown, Roy Williams and Bill Self.

Pay Heed, All Who Enter:
BEWARE OF "THE PHOG"

NATIONAL CHAMPIONS

1922, 1923, 1952, 1988, 2008, 2022

BIG 12 CHAMPIONS

1997*, 1998*, 1999^, 2002, 2003, 2005, 2006*,
2007*, 2008*, 2009, 2010*, 2011*, 2012, 2013*,
2014, 2015, 2016*, 2017, 2018*, 2020, 2022*

Regular season titles listed

* - Regular season & tournament champions

^ - Tournament champions only

- Kansas has 2,382 all-time victories which is the most in NCAA Division I men's basketball history.
- Under Bill Self, Kansas has won 17 regular-season Big 12 championships with just 17 losses at Allen Fieldhouse.
- KU has held opponents to fewer than 100 points in 679 of its last 681 games. The last team to score 100 on Kansas in a 40-minute game was Gonzaga (102-90) on 11.26.2020 with the previous being Oklahoma (100-78) on 2.27.1990.
- Kansas set the NCAA DI record for being ranked in the Associated Press poll at 231 consecutive weeks from Feb. 2, 2009 until Feb. 1, 2021. KU's stretch consisted of 433 games of being ranked.
- Kansas has won 27 of its last 35 regular-season games against AP top-10 teams. Under Bill Self, KU is 47-24 against top-10 opponents, a figure that includes postseason play.
- KU has won at least 12 league games for 22-straight years, which is the longest active streak in the nation.
- Each four-year KU senior class since 1986-87 has won at least 100 games. The current KU four-year players - senior Michael Jankovich and redshirt juniors Dajuan Harris and Jalen Wilson - have won 108 contests.
- Kansas is the only team in the Big 12 to have a .500 winning percentage or better series record against every league foe.
- KU is the only Big 12 school to have won a regular-season championship with two different coaches (Roy Williams and Bill Self).
- Kansas is first in the conference in wins with a 370-85 record in Big 12 regular-season games. Texas is next at 273-179. Including the league postseason championship, Kansas is top at 420-97, while Texas is second at 301-201.
- Under Bill Self, Kansas is 160-11 (93.6%) in Big 12 home games: 8-0 in 2004, 7-1 in 2005, 7-1 in 2006, 7-1 in 2007, 8-0 in 2008, 8-0 in 2009, 8-0 in 2010, 7-1 in 2011, 9-0 in 2012, 8-1 in 2013, 9-0 in 2014, 9-0 in 2015, 9-0 in 2016, 8-1 in 2017, 7-2 in 2018, 9-0 in 2019, 8-1 in 2020, 8-1 in 2020-21, 9-0 in 2021-22 and 8-1 in 2022-23.
- Under Bill Self, Kansas has experienced only two regular-season conference sweeps by a Big 12 opponent. In 144 regular-season Big 12 home-and-home series during the Self era, Kansas has 92 sweeps, 50 splits and has been swept twice (by Oklahoma State in 2018 and Texas in 2021).

JAYHAWKS ON NBA ROSTERS (11)

Ochai Agbaji - Utah Jazz
Udoka Azubuike - Utah Jazz
Christian Braun - Denver Nuggets
Joel Embiid - Philadelphia 76ers
Devonte' Graham - San Antonio Spurs
Marcus Morris - Los Angeles Clippers
Markieff Morris - Dallas Mavericks
Sviatoslav Mykhailiuk - New York Knicks
Kelly Oubre Jr. - Charlotte Hornets
Andrew Wiggins - Golden State Warriors

MEDIA INFORMATION

Hawk Talk Radio Show

Hawk Talk, Bill Self's radio show, airs weekly during the season from 6-7 p.m. on most Jayhawk Radio IMG Network stations. Remaining dates for Hawk Talk are March 6.

JAYHAWK IMG RADIO NETWORK
AFFILIATES

Abilene/Salina	KDJM-101.7 FM
Coffeyville	KGGF-104.1 FM
Concordia	KNCK-94.9 FM
Dodge City	KGNO-1370 AM
Emporia	KVOE-1400 AM
Fort Scott	KMDO-1400 AM
Fort Scott	KOMB-103.9 FM
Garden City	KBUF-1030 AM
Glen Elder	KZDY-96.3 FM
Goodland/Colby	KWGB-97.9 FM
Great Bend	KBGL-106.9 FM
Hays	KAYS-1400 AM
Hutchinson	KSKU-94.7 FM
Iola	KIOL-1370 AM
Kansas City	KCTE-1510 AM
Kansas City	KCTE-99.3 FM
Kansas City	WHB-810 AM
Lawrence	KLWN-1320 AM/101.7 FM
Lawrence	KLZR-105.9 FM
Liberal	KSCB-1270 AM
Marysville	KNDY-95.5 FM
Parsons	KLKC-1540 AM
Parsons	KLKC-93.5 FM
Phillipsburg	KKAN-1490 AM
Phillipsburg	KQMA-92.5 FM
Russell	KRSL-95.9 FM
Topeka	KMAJ-1440 AM
Topeka	KWIC 99.3 FM
Wellington	KLEY-100.3 FM
Wichita	KFH-1240 AM
Wichita	KFH-97.5 FM

-- affiliates subject to change, check your local listings

10+ WINNING STREAKS UNDER BILL SELF (2003-04)

GAMES	BEGAN	ENDED	TEAM TO END STREAK (SCORE)
20	11/9/07	1/26/08	at Kansas State (75-84)
18	11/15/16	1/25/17	at West Virginia (69-85)
18	11/15/12	2/2/13	Oklahoma State (80-85)
18	11/12/10	1/22/11	vs. Texas (63-74)
17	3/2/22	11/25/22	vs. Tennessee (50-64)
17	1/30/16	3/26/16	vs. Villanova (59-64)
16	1/14/20	3/7/20	vs. Gonzaga (90-102)
16	2/27/08	11/25/08	vs. Syracuse (81-89 ot)
14	11/13/09	1/10/10	at Tennessee (68-76)
14	2/7/07	3/24/07	vs. UCLA (55-68)
14	11/19/04	1/19/05	at Villanova (62-83)
13	11/23/15	1/12/16	at West Virginia (63-74)
13	1/13/10	2/27/10	at Oklahoma State (77-85)
11	2/19/11	3/27/11	vs. VCU (61-71)
10	11/28/22	1/17/23	at Kansas State (82-83 ot)
10	11/6/18	12/22/18	at Arizona State (76-80)
10	12/22/11	1/28/12	at Iowa State (64-72)
10	1/21/06	2/25/06	at Texas (55-80)

Kansas basketball...

- Is the all-time winningest program with 2,382 victories
- Has won six NCAA national championships, four in the NCAA era (1922, 1923, 1952, 1988, 2008, 2022)
- Has had only eight head coaches in its 125 seasons
- Has won an NCAA-record 64 overall conference regular-season titles, including an NCAA record 14-consecutive from 2005-18. This also includes 2022-23.
- Has 31 Consensus All-America First Team selections, the most in NCAA Division I
- Has 21 Naismith Basketball Hall of Fame members
- Has 39 current consecutive winning seasons beginning in 1983-84, the longest active streak in the NCAA
- Has 352 consecutive sellouts in Allen Fieldhouse dating back to the second game of the 2001-02 season
- Has posted 16 seasons of 30 or more wins, which is tied for the most in NCAA history

CLOSE CALLS

Including eight Big 12 contests, Kansas has had 10 games that have been decided by five points or less and/or in overtime this season, including three of the last four outings - 67-63 vs. Texas Tech (2/28), 76-74 versus West Virginia (2/25) and 63-58 at TCU (2/20). KU is 8-1 in those contests. Last year, KU played 11 games with the outcome being decided by five points or less or in overtime. The Jayhawks went 9-2 in those contests. Dating back to the 2017-18 season, Kansas has won its last 16 games that have been decided by five points or less or in overtime inside Allen Fieldhouse.

KANSAS RECORD IN GAMES DECIDED BY 5 OR FEWER POINTS, OR OVERTIME UNDER BILL SELF

Season	W-L	Pct	Home*	Neut.	Road
2003-04	2-3	.400	1-1	0-2	1-0
2004-05	6-5	.545	5-1	0-2	1-2
2005-06	2-6	.250	1-2	1-3	0-1
2006-07	7-2	.778	2-1	3-0	2-1
2007-08	5-2	.714	1-0	2-0	2-2
2008-09	1-4	.200	1-1	0-2	0-1
2009-10	5-1	.833	1-0	1-1	3-0
2010-11	8-0	1.000	3-0	1-0	4-0
2011-12	6-1	.857	1-0	4-0	1-1
2012-13	6-3	.667	1-1	0-2	5-0
2013-14	4-5	.444	1-1	2-2	1-2
2014-15	8-5	.615	3-0	2-1	3-4
2015-16	4-1	.800	2-0	1-1	1-0
2016-17	9-3	.750	3-1	1-2	5-0
2017-18	11-2	.846	3-1	4-0	4-1
2018-19	10-2	.833	5-0	2-0	3-2
2019-20	5-2	.714	1-0	1-1	3-1
2020-21	6-2	.750	4-0	1-0	1-2
2021-22	9-2	.818	5-0	1-1	3-1
2022-23	9-1	.900	5-0	2-0	2-1
TOTALS:	123-52	.703	49-10	29-20	45-22

(*Includes Allen Fieldhouse and Kansas City designated home contests; source: StatsPass)

WILSON & MCCULLAR ON WATCH LISTS

Kansas redshirt-junior Jalen Wilson was one of 20 players named to the 2023 NABC Division I Player of the Year Watch List, the National Association of Basketball Coaches (NABC) announced Nov. 3. The 2023 NABC Division I Player of the Year - selected by a vote of Division I head coaches - will be announced the week of the 2023 Men's Final Four in Houston.

WINNING THE BIG 12 NO CAKEWALK

If you think KU's success in the Big 12 is due to playing in a non-competitive conference, think again. The stats show that this is anything but the case. Over the last 19 seasons, the Big 12 has proven to be one of the toughest leagues in the NCAA, making KU's run of 15 league titles since 2004 even more impressive.

Beginning in the 2003-04 season, the Big 12 has ranked as the nation's No. 1 conference in the RPI/NET rankings six times and in the top-three on 11 occasions. The Big 12 was the only league that ended the 2020-21 season with seven teams and 70 percent of its membership in the top 36 of the NCAA NET ratings.

The stoutness of the league is also highlighted by KU's strength of schedule during this stretch, which has been among the toughest every season. The Jayhawks have posted a top-10 strength of schedule 10 times in Bill Self's 18 years at KU, which includes the nation's strongest schedule five times, including 2019-20.

BIG 12 & KU RPI/NET RANKINGS SINCE 2003-04

SEASON	KU RPI/NET	KU NET SOS	BIG 12 RPI/NET*
2022-23	8	1	1
2021-22	3	3	1
2020-21	17	13	4
2019-20	2	1	2
2018-19	17	1	1
2017-18	3	2	1
2016-17	4	19	2
2015-16	1	2	1
2014-15	5	1	1
2013-14	4	1	1
2012-13	5	17	5
2011-12	5	8	4
2010-11	1	10	3
2009-10	1	6	1
2008-09	11	13	3
2007-08	4	12	3
2006-07	10	44	7
2005-06	32	60	5
2004-05	3	1	3
2003-04	12	6	4

*average NET of every conference team compared to other leagues

MORE KANSAS NOTABLES

- Kansas went 16-for-16 on free throws at Baylor on Jan. 23. That is the most free throws made in a game without a miss in program history, surpassing Dec. 9, 2015 vs. Holy Cross when KU went 12-for-12 from the free throw line.
- Kansas was voted second in the 2022-23 Big 12 Preseason Coaches Poll behind Baylor. It marked just the sixth time in the 27-year history of the Big 12 KU was not the league favorite. The complete poll is on page 9 of the game notes.
- Kansas went 15-1 in Allen Fieldhouse each of the last two seasons (2021-22 and 2022-23). KU has won 10 or more home games for 39 consecutive seasons, beginning in 1983-84. KU has won 12 or more in Allen Fieldhouse for the last 24 seasons beginning in 1999-2000.
- Kansas has won a mind-boggling 50-straight home openers (beginning in 1973-74 under coach Ted Owens), 32-consecutive conference openers (beginning in 1991-92 under head coach Roy Williams and including 2022-23) and 40-straight Senior Nights (beginning in 1983-84 under coach Larry Brown).
- On Nov. 9, 2022, former KU guard Jacque Vaughn was named head coach of the Brooklyn Nets. He is the fourth KU graduate to coach at the highest level - John McClendon (ABA, 1969-70 at Denver); Wilt Chamberlain (ABA, 1973-74 at San Diego); Kevin Pritchard (NBA, 2005 at Portland, 27 games); Jacque Vaughn (NBA, 2012-15 at Orlando, 2022-present at Brooklyn).
- In the spring 2021 semester, the men's basketball program set a new program high with a 3.56 GPA which came on the heels of Bill Self's squad establishing a new program record of 3.44 in fall of 2020.

KU SIGNS THREE IN NOVEMBER

Three guards – Elmarko Jackson (Marlton, New Jersey), Chris Johnson (Fort Bend, Texas) and Jamari McDowell (Manvel, Texas) – have signed National Letters of Intent to play basketball at Kansas, KU head coach Bill Self announced Nov. 9. The three will be freshmen at KU for the 2023-24 season. The Kansas class ranks 10th nationally according to 247sports.com.

ELMARKO JACKSON, G, 6-3, 185, MARLTON, NEW JERSEY (SOUTH KENT SCHOOL [CONN.]

- Is Kansas' 50th McDonald's All-American, announced Jan. 24.
- Playing his final prep season at South Kent School in Connecticut.
- A combo guard who is known for his leadership skills and explosiveness, Jackson is a strong combo guard.
- Has good size, speed, terrific play-making ability and is a tough defender.
- Began his prep career at St. Augustine Prep in Richland, New Jersey. He then transferred to Academy of the New Church in Bryn Athyn, Pennsylvania. He earned all-state and all-league honors in 2021-22 at Academy of the New Church in Bryn Athyn, Pennsylvania.
- Averaged 17.9 points, 5.7 rebounds, 5.4 assists and 2.0 steals per game in 2021-22.
- Is ranked No. 18 by 247Sports and No. 28 by ESPN100.
- Has been named to the Naismith Boys High School Player of the Year Watch List (1 of 50).

CHRIS JOHNSON, G, 6-4, 180, FORT BEND, TEXAS (MONTVERDE ACADEMY [FLA.]

- An explosive scorer who has deep range.
- Is physical, plays with an edge, and can score a variety of ways, and is a solid defender.
- Johnson transferred to Montverde Academy in Florida for his senior season after earning All-Greater Houston honors at Elkin High School in Texas.
- Averaged 19.5 points, 5.0 assists and 4.7 rebounds for Elkin in 2021-22, where the team went 30-6.
- Played AAU basketball for the Houston Defenders along with fellow signee Jamari McDowell.
- Is ranked No. 24 by ESPN100.
- Has been named to the Naismith Boys High School Player of the Year Watch List (1 of 50).

JAMARI MCDOWELL, G, 6-4, 180, MANVEL, TEXAS (MANVEL HS)

- Plays at Manvel High School in Manvel, Texas, a suburb of Houston.
- Can play all three perimeter positions.
- Has size and versatility on the perimeter, is athletic with a high motor.
- Media outlets wrote McDowell will remind KU fans of Christian Braun and Ochai Agbaji from the 2022 NCAA National Championship team.
- Last season Manvel posted a 19-5 record and McDowell averaged 21.7 points, 7.2 rebounds, 5.1 assists and 4.5 steals per game.
- Played AAU basketball for the Houston Defenders along with fellow signee Chris Johnson.
- Is ranked No. 42 by 247Sports. He chose Kansas over Texas A&M, Xavier and Wake Forest among others.

SOCIAL INJUSTICE INITIATIVES

With the rise of social injustice in the United States, Kansas men's basketball has taken initiatives to educate and act toward these issues over the past three seasons under the direction of KU Director of Basketball Operations Fred Quartlebaum. For 2022-23, these Kansas Men's Basketball Team Community/Campus/Diversity Engagements have included:

- July 6, 2022 – Team visits Brown vs Board of Education National Historic site, Topeka, Kansas
- August 31, 2022 – Female Relationship/Communication with Tammara Durham, Vice Provost of Student Affairs & Nicole Corcoran, Deputy Athletics Director & Student-Athlete Well-Being/ Senior Woman Administrator.
- September 1, 2022 – Heritage Celebration International Student's Day - Attended Women's Soccer home game
- September 8, 2022 – Law Enforcement Engagement with LPD-Lt. Myrone Grady; LPD-PC Rich Lockhart; KUPD-PC Nelson Mosley; Deputy Chiefs John Dietz & James Drue.
- September 6, 2022 – Academic Integrity & KU Leads with KU Faculty Athletics Representative Dr. Susan Staggs Williams & Maya Ozery.
- September 21, 2022 – Team Impact Day with JP
- October 5, 2022 – American Cancer Society/Coaches vs Cancer fundraiser in Lawrence.
- October 2022 – Financial Literacy/MeritTrust with former KU football player Pat Brown.
- November 2022 – Native American Heritage Month with Elwood Ott and Ernie Stevens presenting and meeting with the team following a practice. Native American Heritage Month was also recognized during Kansas' women's and men's home games during November.
- December 15, 2022 - Kansas men's basketball participated in its annual holiday shopping for needy families, an event organized through the Salvation Army.
- January 21, 2023 - For its game against TCU, Kansas wore shooting shirts honoring Martin Luther King Jr. This marked the fourth-straight year KU has recognized MLK Day by wearing shooting shirts for the holiday.
- January 31, 2023 - The Kansas State at Kansas game was KU's Team IMPACT contest. Additionally, there was a Fold of Honor recognition at halftime.
- Kansas at Oklahoma State game on Feb., 14 honored the McLendon Foundation. McLendon Minority Leadership Initiative or MLI is a coach-driven initiative that provides minorities a jump-start to their careers through practical experiences, opportunities to build their network, and instilling the values of KU graduate and coaching legend John McLendon: Integrity, Education, Leadership, and Mentorship. Participants in the initiative will be known as MLI Future Leaders.
- Kansas great Walt Wesley was honored for the second time this season when KU celebrated Black History Month on Feb. 18 versus Baylor. Wesley was a two-time All-American at KU who played under Ted Owens from 1964-66 and was an integral part in the segregation of college athletics. Wesley's jersey No. 13 was retired from KU in Dec. 2004.

2022-23 BIG 12 PRESEASON COACHES POLL**Team (First-place votes) – Points**

1-Baylor (5) – 77

2-KANSAS (4) – 73

3-Texas (1) – 64

4-TCU – 58

5-Oklahoma State – 42

5-Texas Tech – 42

7-Oklahoma – 32

8-Iowa State – 30

9-West Virginia – 20

10-Kansas State – 12

TOP 30-POINT SCORING GAMES IN THE BILL SELF ERA (SINCE 2003-04)

41, Andrew Wiggins, at West Virginia (3.8.14) L

39, Elijah Johnson, at Iowa State (2.25.13) W

38, Jalen Wilson, at Kansas State (1.17.23) L

37, Ochai Agbaji, vs TEXAS TECH (1.24.22) W

36, Ben McLemore, vs West Virginia (3.2.13) W

35, Devonte Graham, vs Syracuse (12.2.17) W

35, Devonte Graham, vs TOLEDO (11.28.17) W

33, Jalen Wilson, vs. SOUTHERN UTAH (11.18.22) W

33, Marcus Morris, at Iowa State (1.12.11) W

33, Sherron Collins, vs CORNELL (1.6.10) W

33, Lagerald Vick, vs LOUISIANA (11.16.18) W

33, Julian Wright at Missouri (2.10.07) W

33, Wayne Selden Jr., vs KENTUCKY (1.30.16) W

33, Ben McLemore, vs IOWA STATE (1.9.13) W

32, Perry Ellis, vs TCU (2.15.14) W

32, Lagerald Vick, vs VERMONT (11.12.18) W

32, Malik Newman, vs Duke (3.25.18) W

32, Sherron Collins, vs North Dakota State (3.20.09) W

32, Wayne Simien vs OKLAHOMA STATE (2.27.05) W

32, Frank Mason III, vs IOWA STATE (2.4.17) L

31, Christain Braun, at Saint Johns (12.3.21) W

31, Wayne Simien vs Missouri (3.12.04) W

31, Udoka Azabuike, vs TCU (3.4.20) W

31, Devon Dotson, vs Dayton (11.27.19) W

31, Dedric Lawson, vs TCU (1.9.19) W

31, Josh Jackson, at Texas Tech (2.11.17) W

31, Xavier Henry, vs LA SALLE (12.12.09) W

30, Jalen Wilson, vs. TCU (1.21.23) L

30, Christian Braun, vs Saint Joseph (11.27.20) W

30, Dedric Lawson, at Arizona State (12.22.18) L

30, Malik Newman, vs Oklahoma State (3.8.18) W

30, Frank Mason III, vs UMKC (12.6.16) W

30, Frank Mason III, vs INDIANA (11.11.16) L

30, Perry Ellis, vs Iowa State (3.14.14) L

30, Andrew Wiggins, vs Oklahoma State (3.13.14) W

30, Ben McLemore, vs KANSAS STATE (2.11.13) W

30, Thomas Robinson, vs NORTH DAKOTA (12.31.11) W

30, Mario Chalmers vs Texas (3.16.08) W

30, Wayne Simien vs Oklahoma State (3.12.05) L

30, Wayne Simien vs UAB (3.26.04) W

KANSAS LEAGUE TITLES, 64

With its 2022-23 championship, Kansas claimed its 21st Big 12 regular-season title, including the 17th in the last 19 seasons. KU's 64 all-time conference titles are the most in NCAA Division I history. Kentucky is second with 55 and Penn third at 38. With one game remaining, the Jayhawks have claimed 16 outright or shared league titles since 2003-04 (i.e. the Bill Self era), the next best team in a major conference is Villanova, Kentucky and North Carolina at seven each over that span..

KANSAS CONFERENCE REGULAR-SEASON TITLES

64 (*Tied for the championship)

Missouri Valley Intercollegiate Athletic Association (13) - 1908-09-10-11-12*-14*-15-22*-23-24-25-26-27

Big Six (12) - 1931-32-33-34-36-37*-38-40*-41*-42*-43-46

Big Seven (5) - 1950*-52-53-54*-57

Big Eight (13) - 1960*-66-67-71-74-75-78-86-91*-92-93-95-96

Big 12 (21) - 1997-98-2002-03-05*-06*-07-08*-09-10-11-12-13*-14-15-16-17-18-20-22*-23

UP NEXT**BIG 12 CHAMPIONSHIP**

March 8-11, 2023

Kansas City, Mo.

T-Mobile Center

Should Kansas win, it would play the winner of the No. 4 Baylor vs. No. 5 Iowa State contest in the Big 12 Championship semifinals on Friday, March 10, at 6 p.m. CT

Kansas is 23-16 all-time in postseason league tournament semifinal games, including 15-6 in the Big 12 semis.



BILL SELF

HEAD COACH

Oklahoma State '85
20th Season at Kansas
30th Season Overall
Family: Cindy (wife), Lauren (daughter),
Tyler (son), Ella, Phoebe and Jack (grandchildren)

CAREER RECORD // YEAR-BY-YEAR

YEAR	OVERALL W-L / %	CONF. W-L / %	NOTE
ORAL ROBERTS (1993-97)			
1993-94	6-21 .222	- -	None
1994-95	10-17 .370	- -	None
1995-96	18-9 .667	- -	None
1996-97	21-7 .750	- -	NIT
TULSA (1997-2000)			
1997-98	19-12 .613	9-5 .643	3rd WAC
1998-99	23-10 .697	9-5 .643	t-1st WAC / NCAA Rnd of 32
1999-00	32-5 .865	12-2 .857	1st WAC / NCAA Elite Eight
ILLINOIS (2000-03)			
2000-01	27-8 .771	13-3 .813	t-1st Big Ten / NCAA Elite Eight
2001-02	26-9 .743	11-5 .688	t-1st Big Ten / NCAA Sweet 16
2002-03	25-7 .781	11-5 .688	* 2nd Big Ten / NCAA Rnd of 32
KANSAS (2003-present)			
2003-04	24-9 .727	12-4 .750	2nd Big 12 / NCAA Elite Eight
2004-05	23-7 .767	12-4 .750	t-1st Big 12 / NCAA Rnd of 64
2005-06	25-8 .758	13-3 .813	* t-1st Big 12 / NCAA Rnd of 64
2006-07	33-5 .868	14-2 .875	* 1st Big 12 / NCAA Elite Eight
2007-08	37-3 .925	13-3 .813	* t-1st Big 12 / NCAA Champions
2008-09	27-8 .771	14-2 .875	1st Big 12 / NCAA Sweet 16
2009-10	33-3 .917	15-1 .938	* 1st Big 12 / NCAA Rnd of 32
2010-11	35-3 .921	14-2 .875	* 1st Big 12 / NCAA Elite Eight
2011-12	32-7 .821	16-2 .889	1st Big 12 / NCAA Runner-Up
2012-13	31-6 .838	14-4 .778	* t-1st Big 12 / NCAA Sweet 16
2013-14	25-10 .714	14-4 .778	1st Big 12 / NCAA Rnd of 32
2014-15	27-9 .750	13-5 .722	1st Big 12 / NCAA Rnd of 32
2015-16	33-5 .868	15-3 .833	* 1st Big 12 / NCAA Elite Eight
2016-17	31-5 .861	16-2 .889	1st Big 12 / NCAA Elite Eight
2017-18	31-8 .795	13-5 .722	* 1st Big 12 / NCAA Final Four
2018-19	26-10 .722	12-6 .667	3rd Big 12 / NCAA Rnd of 32
2019-20	28-3 .903	17-1 .944	1st in Big 12
2020-21	21-9 .700	12-6 .667	2nd in Big 12 / NCAA Rnd 32
2021-22	34-6 .850	14-4 .778	* t-1st Big 12 / NCAA Champions
2022-23	25-6 .806	13-5 .722	1st in Big 12
TOTAL	788-235 .770	346-93 .788	31 league titles (21 reg. season, 10 tourney)
KANSAS	581-130 .817	281-68 .805	26 Big 12 titles (17 reg. season, 9 tourney)
ILLINOIS	78-24 .765	35-13 .729	Three Big Ten titles (2 reg. season, 1 tourney)
TULSA	74-27 .733	30-12 .714	Two WAC titles / 4-2 NCAA tourney record
ORU	55-54 .505	- -	

* - won conference tournament; Note - ORU was independent during Self's tenure, so all games played at ORU were nonconference.

KANSAS RECORD // HOME-ROAD-NEUTRAL			
	W	L	%
HOME (AFH) AT KU	307	17	.948
HOME (T-Mobile Center) AT KU *	10	3	.769
ROAD AT KU	136	71	.657
NEUTRAL AT KU	128	39	.743
TOTAL	581	130	.817

* Since 2007-08, regular-season games played at T-Mobile Center on the KU season-ticket package are considered home games.

In Conference Tournament (at Kansas) 45-13 (37-8)
In NCAA Tournament (at Kansas) 55-21 (46-16)
In Postseason Play (at Kansas) 100-34 (81-24)
In Overtime (at Kansas)..... 33-14 (26-10)



TROPHY CASE

- **NCAA Championship titles** (2008, 2022)
- **NCAA Final Four** (2008, 2012, 2018, 2022)
- **21 Regular Season Conference Titles:** 2 at Tulsa (1999, 2000); 2 at Illinois (2001, 2002); 17 at Kansas (2005, 2006, 2007, 2008, 2009, 2010, 2011, 2012, 2013, 2014, 2015, 2016, 2017, 2018, 2020, 2022, 2023)
- **10 Conference Tournament Titles:** 1 at Illinois (2003); 9 at Kansas (2006, 2007, 2008, 2010, 2011, 2013, 2016, 2018, 2022)

CAREER HONORS

- **Naismith Memorial Basketball Hall of Fame** - Class of 2017 inductee
- **National Coach of the Year** - 2000 (*Sporting News*; Wooden), 2009 (Yahoo! Sports; *Sporting News*; Athlon Sports; CBSSports.com; USBWA; AP; CBS/Chevrolet; ESPN.com), 2012 (*Sporting News*; Adolph Rupp; Naismith), 2016 (AP, Bleacher Report, *USA Today*)
- **Conference Coach of the Year** - 2000 (WAC), 2006 (Big 12), 2009 (Big 12), 2011 (Big 12), 2012 (co-Big 12), 2015 (Big 12 by AP), 2016 (Big 12 by AP), 2017 (Big 12), 2018 (co-Big 12 and AP)
- **Wooden Award "Legends of Coaching"** - 2013
- **Oklahoma Sports Hall of Fame** - 2013 induction
- **Wayman Tisdale Humanitarian Award** (USBWA) - 2014
- **Mannie Jackson - Basketball's Human Spirit Award** (Naismith Hall of Fame) - 2015
- **Winged Foot Award** (for national champion coach) - 2008
- **Naismith Coach of the Year Finalist** (Atlanta Tipoff Club) - 2000, 2001, 2002, 2003, 2009, 2012, 2017

NOTES

- Bill Self was named the eighth coach in Kansas basketball history on April 21, 2003.
- In September 2017, Self was inducted into the Naismith Memorial Basketball Hall of Fame in Springfield, Massachusetts.
- Self won his 700th career game on Feb. 8, 2020, with KU's 60-46 win at TCU. He became the 31st coach in NCAA Division I to accomplish the feat, the second youngest and the sixth fastest.
- While at Kansas, Self has won two national championships (2008, 2022), 17 regular-season Big 12 Conference titles, including a KU- and NCAA-record 14-straight titles from 2005-18, and nine league tournament titles.
- At Kansas, Self has won 17 regular-season league titles with just 17 losses in Allen Fieldhouse. With KU's win versus Siena (11/18/16), Self became the winningest coach in Allen Fieldhouse, posting his 207th victory in the venue.
- In his first trip to the Final Four in 2008, Self's Kansas team won the title. Self is one of two active coaches in NCAA Division I to have won multiple national titles (Rick Pitino) and one of 16 all-time with multiple titles.
- While at Kansas, he has coached 12 NBA Lottery selections including Andrew Wiggins and Joel Embiid, the No. 1 and No. 3 overall selections in the 2014 NBA Draft. Wiggins was the second-ever Jayhawk to go No. 1 with the other being Danny Manning in 1988.
- Self has guided his teams to 23-win seasons in 24 of the last 25 seasons dating back to 1998-99.
- Self's teams have won 21 league crowns in the last 25 years. His teams have never finished lower than third in the conference.
- Self's 11 career 30-win seasons ranks third most in NCAA history - Mike Krzyzewski (16), Roy Williams (12); and is No. 1 on the active coaches' list. Ten of his 11 30-win seasons have been at Kansas.
- Self was the head coach for Team USA's U18 team that competed and won gold at the 2018 FIBA Americas Championship held in St. Catharines, Canada, in the summer of 2018.
- Self is one of five coaches in NCAA Division I history to have led three different teams - Tulsa, Illinois and Kansas - to the NCAA Elite Eight, including nine times with KU (2004-07-08-11-12-16-17-18-22). The other coaches are: Gene Bartow, John Calipari, Rick Pitino and Eddie Sutton.
- A 1985 graduate of Oklahoma State, Self began his coaching career as a graduate assistant at Kansas in 1985-86 under head coach Larry Brown. He then returned to his alma mater as an assistant for seven seasons under coaches Leonard Hamilton and Eddie Sutton. His first head coaching job was at Oral Roberts in 1993-94, then Tulsa (1997-98), Illinois (2000-03) and Kansas (2003-present).



MISCELLANEOUS

	FR	SO	CAREER
Double-Doubles	-	-	-
10+ Points	-	2	2
20+ Points	-	-	-
5+ Rebounds	-	-	-
3+ Assists	2	5	7
2+ 3PT Field Goals	-	-	-
2+ Steals	-	1	1
2+ Blocks	-	-	-
Led Team in Pts.	-	-	-
Led Team in Rebs.	-	-	-
Led Team in Assists	-	2	2
Led Team in Blocks	-	-	-
Led Team in Steals	1	2	3

PETTIFORD CAREER HIGHS

Points	13	vs. Omaha (11.7.22)
Field Goals	6	vs. Omaha (11.7.22)
Field Goal Att.	7	vs. Omaha (11.7.22)
3PT Field Goals	1	2x, last vs. Baylor (2.18.23) vs. Omaha (11.7.22)
3PT Field Goal Att.	2	at Texas Tech (1.3.23) vs. Omaha (11.7.22)
Free Throws	2	vs. Indiana (12.17.22) vs. Tarleton State (11.12.21)
Free Throw Att.	3	vs. Tarleton State (11.12.21)
Rebounds	4	3x, last vs. Kansas State (1.31.23)
Assists	8	vs. North Dakota State (11.10.22)
Blocks	1	vs. Duke (11.15.22)
Steals	2	vs. Omaha (11.7.22)
Minutes	25	at Texas Tech (1.3.23)

BOBBY PETTIFORD JR.

Sophomore-IL • Guard • 6-1 • 190 • Durham, N.C. • South Granville HS • Twitter: @Bobbypettiford • IG: @bobbypettiford

- A combo guard who played in just 14 games, due to injury, his freshman season in KU's 2022 NCAA National title run.
- A solid defender and explosive on offense.
- South Granville HS's all-time leader in scoring with 1,944 career points, assists (615) and steals (288).
- In 2019-20, set the school season records in points (677), assists (230) and steals (95).
- While at South Granville, was part of two conference championships, two conference tournament titles, two conference player of the year awards and a school-record 79 wins.

2022-23 GAME-BY-GAME

Opponent	Date	GS	MIN	Total		3-Pointers		Free throws		Rebounds				PF	A	TO	BLK	STL	PTS	AVG
				FG-FGA	PCT	3FG-3FGA	PCT	FT-FTA	PCT	OFF	DEF	TOT	AVG							
Omaha	11/07/2022		16:48	6-7	.857	1-2	.500	0-1	.000	0	0	0	0.0	0	2	0	0	2	13	13.0
North Dakota St.	11/10/2022		18:37	1-1	1.000	0-0	.000	0-0	.000	1	0	1	0.5	1	8	1	0	0	2	7.5
vs Duke	11/15/2022		17:07	1-2	.500	0-0	.000	0-0	.000	0	3	3	1.3	0	2	2	1	0	2	5.7
Southern Utah	11/18/2022		15:27	0-1	.000	0-0	.000	0-0	.000	0	0	0	1.0	1	0	1	0	0	0	4.3
vs NC State	11/23/2022		17:51	1-3	.333	0-0	.000	0-0	.000	1	1	2	1.2	3	1	2	0	0	2	3.8
vs Wisconsin	11/24/2022		19:20	1-1	1.000	0-0	.000	0-0	.000	1	1	2	1.3	1	2	2	0	0	2	3.5
vs Tennessee	11/25/2022		02:40	0-0	.000	0-0	.000	0-0	.000	0	0	0	1.1	0	1	2	0	0	0	3.0
at Missouri	12/10/2022		11:59	1-2	.500	0-0	.000	0-0	.000	0	2	2	1.3	2	1	0	0	0	2	2.9
Indiana	12/17/2022		22:06	4-5	.800	0-0	.000	2-2	1.000	1	1	2	1.3	2	4	3	0	0	10	3.7
Harvard	12/22/2022		15:13	2-2	1.000	0-0	.000	0-0	.000	0	2	2	1.4	0	4	1	0	0	4	3.7
Oklahoma St.	12/31/2022		09:10	1-1	1.000	0-0	.000	0-0	.000	1	1	2	1.5	0	0	0	0	0	2	3.5
at Texas Tech	01/03/2023		24:34	3-6	.500	1-2	.500	0-0	.000	0	4	4	1.7	1	6	2	0	0	7	3.8
at West Virginia	01/07/2023		18:29	2-3	.667	0-0	.000	1-1	1.000	1	2	3	1.8	3	2	2	0	0	5	3.9
Oklahoma	01/10/2023		16:00	0-3	.000	0-1	.000	1-2	.500	0	0	0	1.6	1	1	0	0	0	1	3.7
Iowa St.	01/14/2023		19:18	0-0	.000	0-0	.000	0-0	.000	0	0	0	1.5	0	1	1	0	1	0	3.5
at Kansas St.	01/17/2023		06:06	0-0	.000	0-0	.000	0-0	.000	0	0	0	1.4	2	0	0	0	1	0	3.3
TCU	01/21/2023		12:59	1-4	.250	0-0	.000	0-0	.000	0	1	1	1.4	0	0	2	0	1	2	3.2
at Baylor	01/23/2023		06:18	0-1	.000	0-1	.000	0-0	.000	0	0	0	1.3	1	0	1	0	0	0	3.0
at Kentucky	01/28/2023		08:56	0-0	.000	0-0	.000	0-0	.000	0	0	0	1.3	1	1	1	0	0	0	2.8
Kansas St.	01/31/2023		12:32	3-4	.750	0-0	.000	0-0	.000	1	3	4	1.4	0	1	0	0	0	6	3.0
at Iowa St.	02/04/2023		07:34	0-1	.000	0-1	.000	0-0	.000	0	0	0	1.3	2	3	3	0	0	0	2.9
at Oklahoma St.	02/14/2023		03:15	0-0	.000	0-0	.000	0-0	.000	0	1	1	1.3	0	0	1	0	0	0	2.7
Baylor	02/18/2023		14:34	2-2	1.000	1-1	1.000	0-0	.000	0	1	1	1.3	1	2	1	0	0	5	2.8
at TCU	02/20/2023		08:41	1-1	1.000	0-0	.000	0-0	.000	0	1	1	1.3	0	0	1	0	0	2	2.8
West Virginia	02/25/2023		03:48	0-0	.000	0-0	.000	0-0	.000	0	1	1	1.3	2	0	3	0	0	0	2.7
Texas Tech	02/28/2023		02:57	0-1	.000	0-1	.000	0-0	.000	0	0	0	1.2	0	0	0	0	0	0	2.6
at Texas	03/04/2023		05:43	0-0	.000	0-0	.000	0-0	.000	0	0	0	1.2	1	0	1	0	0	0	2.5
Totals		0	338:01	30-51	.588	3-9	.333	4-6	.667	7	25	32	1.2	25	42	33	1	5	67	2.5

Player Averages

Games Played	Minutes/ game	Points/ game	FG Pct	3FG Pct	FT Pct	Rebounds/ game	Assists/ game	Turnovers/ game	Assist/Turnover ratio	Steals/ game	Blocks/ game
27	12.5	2.5	58.8	33.3	66.7	1.2	1.6	1.2	1.3	0.2	0.0

CAREER STATS

				Field Goals		3-Point		F-Throws		Rebounds				Scoring						
SEASON	TEAM	GP-GS	MIN/AVG	FG-FGA	FG%	3FG-3FGA	3FG%	FT-FTA	FT%	OFF	DEF	TOT	AVG	PF-FO	A	TO	BLK	STL	PTS	AVG
2021-22	KU	14-0	112/8.0	8-15	.533	0-3	.000	3-4	.750	0	13	13	0.9	5-0	12	10	0	3	19	1.4
2022-23	KU	27-0	338/12.5	30-51	.588	3-9	.333	4-6	.667	7	25	32	1.2	25-0	42	33	1	5	67	2.5
TOTAL		41-0	450/11.0	38-66	.576	3-12	.250	7-10	.700	7	38	45	1.1	30-0	54	43	1	8	86	2.1



JOSEPH YESUFU

(Yes-a-foo)

Junior-TR • Guard • 6-0 • 180 • Bolingbrook, Illinois • Bolingbrook HS / Drake • Twitter: @_liljoe1 • IG: @joe.yesufu1

- Will be graduating from Kansas in May 2023 with a bachelor's degree in business administration.
- Played in 34 games of Kansas' 2022 NCAA National Championship run.
- Played two seasons at Drake prior to transferring to Kansas in 2021.
- Averaged 12.8 points per game in 2020-21 for Drake and was even more impressive down the stretch averaging 23.2 points during the final nine games of the year.
- Was the 2021 Missouri Valley Conference Sixth Man of the Year
- Was chosen to the league's all-bench and most improved teams.
- Named to the 2021 MVC All-Tournament.
- A 2021 Missouri Valley Conference scholar athlete.

CAREER HONORS

2021 MVC All-Tournament Team
2021 MVC Sixth Man of the Year
2021 MVC All-Bench Team
2021 MVC Most-Improved Team
2021 MVC Scholar-Athlete

MISCELLANEOUS

	SO	JR	KU CAREER
Double-Doubles	-	-	-
10+ Points	-	3	3
20+ Points	-	-	-
5+ Rebounds	1	1	2
3+ Assists	5	2	7
2+ 3PT Field Goals	1	6	7
2+ Steals	1	1	2
2+ Blocks	-	-	-
Led Team in Pts.	-	1	1
Led Team in Rebs.	-	-	-
Led Team in Assists	-	-	-
Led Team in Blocks	-	-	-
Led Team in Steals	2	2	4

YESUFU CAREER HIGHS

Points	36	vs. Evansville (2.22.21)
Field Goals	12	vs. Evansville (2.22.21)
Field Goal Att.	23	Missouri State (3.6.21)
3PT Field Goals	6	vs. USC (3.20.21)
3PT Field Goal Att.	11	vs. USC (3.20.21)
Free Throws	9	3x, last at Bradley (2.27.21)
Free Throw Att.	10	3x, last at Bradley (2.27.21)
Rebounds	6	vs. Simpson (11.17.19)
Assists	6	vs. Chicago State (12.20.20)
Blocks	2	vs. Evansville (2.22.21)
Steals	4	vs. Simpson (11.17.19)
Minutes	40	4x, last vs. Wichita St. (12.5.20)

2022-23 GAME-BY-GAME

Opponent	Date	GS	MIN	Total		3-Pointers		Free throws		Rebounds				PF	A	TO	BLK	STL	PTS	AVG	
				FG-FGA	PCT	3FG-3FGA	PCT	FT-FTA	PCT	OFF	DEF	TOT	AVG								
Omaha	11/07/2022		09:13	1-4	.250	0-2	.000	0-0	.000	0	1	1	1.0	0	0	0	0	0	2	2.0	
North Dakota St.	11/10/2022		16:53	3-5	.600	2-3	.667	0-0	.000	0	1	1	1.0	0	0	1	0	1	8	5.0	
vs Duke	11/15/2022		05:10	0-4	.000	0-2	.000	0-0	.000	1	0	1	1.0	0	0	0	0	1	0	3.3	
Southern Utah	11/18/2022		04:20	1-2	.500	0-1	.000	0-0	.000	0	2	2	1.3	0	0	1	0	0	2	3.0	
vs NC State	11/23/2022		05:15	0-1	.000	0-0	.000	0-0	.000	0	0	0	1.0	1	0	1	0	0	0	2.4	
vs Wisconsin	11/24/2022		09:14	0-2	.000	0-1	.000	0-0	.000	0	1	1	1.0	2	0	0	0	0	0	2.0	
vs Tennessee	11/25/2022		27:19	6-11	.545	2-6	.333	0-0	.000	0	0	0	0.9	3	0	2	0	1	14	3.7	
Texas Southern	11/28/2022	*	29:35	4-7	.571	3-5	.600	3-4	.750	0	3	3	1.1	2	3	1	0	1	14	5.0	
Seton Hall	12/01/2022		13:53	3-6	.500	0-1	.000	0-0	.000	0	0	0	1.0	0	0	0	0	0	6	5.1	
at Missouri	12/10/2022		14:56	1-3	.333	1-2	.500	1-2	.500	0	0	0	0.9	2	0	1	0	0	4	5.0	
Indiana	12/17/2022		07:04	0-2	.000	0-0	.000	0-0	.000	0	1	1	0.9	0	1	0	0	0	0	4.5	
Harvard	12/22/2022		05:11	0-1	.000	0-1	.000	0-0	.000	0	1	1	0.9	0	0	0	0	0	0	4.2	
Oklahoma St.	12/31/2022		13:33	2-6	.333	2-5	.400	0-0	.000	0	2	2	1.0	1	0	0	0	0	6	4.3	
at West Virginia	01/07/2023		15:57	1-3	.333	0-2	.000	0-0	.000	0	2	2	1.1	2	0	2	0	1	2	4.1	
Oklahoma	01/10/2023		04:45	1-2	.500	0-0	.000	0-0	.000	0	0	0	1.0	0	0	0	0	0	2	4.0	
Iowa St.	01/14/2023		07:05	0-1	.000	0-1	.000	0-0	.000	0	0	0	0.9	0	1	0	0	0	0	3.8	
at Kansas St.	01/17/2023		21:40	2-5	.400	1-3	.333	0-0	.000	0	3	3	1.1	3	1	0	0	1	5	3.8	
TCU	01/21/2023		06:36	0-1	.000	0-1	.000	0-0	.000	0	0	0	1.0	0	0	1	0	1	0	3.6	
at Baylor	01/23/2023		14:36	0-2	.000	0-2	.000	0-0	.000	0	4	4	1.2	2	0	0	0	1	0	3.4	
at Kentucky	01/28/2023		02:52	0-1	.000	0-1	.000	0-0	.000	0	0	0	1.1	0	0	0	0	0	0	3.3	
Kansas St.	01/31/2023		14:28	1-7	.143	1-4	.250	2-3	.667	0	0	0	1.0	0	1	0	0	1	5	3.3	
at Iowa St.	02/04/2023		19:27	3-6	.500	2-5	.400	0-0	.000	0	1	1	1.0	3	0	0	0	1	8	3.5	
Texas	02/06/2023		18:50	5-9	.556	0-2	.000	4-4	1.000	0	5	5	1.2	0	0	0	0	0	14	4.0	
at Oklahoma	02/11/2023		08:57	0-4	.000	0-1	.000	0-0	.000	0	1	1	1.2	3	3	1	0	0	0	3.8	
at Oklahoma St.	02/14/2023		16:19	3-8	.375	2-5	.400	0-0	.000	0	1	1	1.2	1	1	1	0	3	8	4.0	
Baylor	02/18/2023		05:09	0-0	.000	0-0	.000	0-0	.000	0	0	0	1.2	0	0	0	0	0	0	3.8	
at TCU	02/20/2023		04:23	0-1	.000	0-1	.000	0-0	.000	0	0	0	1.1	0	0	0	0	0	0	3.7	
West Virginia	02/25/2023		09:51	1-5	.200	1-3	.333	0-0	.000	0	1	1	1.1	0	0	1	0	0	3	3.7	
Texas Tech	02/28/2023		09:20	1-3	.333	1-3	.333	0-0	.000	0	0	0	1.1	2	0	0	0	0	3	3.7	
at Texas	03/04/2023		11:36	2-6	.333	1-5	.200	0-0	.000	0	0	0	1.0	2	0	0	0	0	5	3.7	
Totals			1	353:27	41-118	.347	19-68	.279	10-13	.769	1	30	31	1.0	29	11	13	0	13	111	3.7

Player Averages

Games Played	Minutes/ game	Points/ game	FG Pct	3FG Pct	FT Pct	Rebounds/ game	Assists/ game	Turnovers/ game	Assist/Turnover ratio	Steals/ game	Blocks/ game
30	11.8	3.7	34.7	27.9	76.9	1.0	0.4	0.4	0.8	0.4	0.0

CAREER STATS

SEASON	TEAM	GP-GS	MIN/AVG	Field Goals		3-Point		F-Throws		Rebounds				Scoring	
				FG-FGA	FG%	3FG-3FGA	3FG%	FT-FTA	FT%	OFF	DEF	TOT	AVG	PF-FO	A
2019-20	DRA	13-0	112/8.6	17-42	.405	1-14	.071	15-17	.882	3	12	15	1.2	12-0	11
2020-21	DRA	31-7	744/24.0	140-317	.442	48-125	.384	69-85	.812	6	50	56	1.8	58-1	56
2021-22	KU	34-0	314/9.2	27-80	.338	11-42	.262	7-10	.700	6	23	29	0.9	33-0	34
2022-23	KU	30-1	353/11.8	41-118	.347	19-68	.279	10-13	.769	1	30	31	1.0	29-0	11
TOTAL FOR KU		64-1	668/10.4	68-198	.343	30-110	.273	17-23	.739	7	53	60	0.9	62-0	45
TOTAL		108-8	1524/14.1	225-557	.404	79-249	.317	101-125	.808	16	115	131	1.2	132-1	112

DAJUAN HARRIS JR.

Junior-RS • Guard • 6-1 • 170 • Columbia, Mo. • Rock Bridge HS • Twitter: @DajuanH10 • Twitter: @DajuanH10 • IG: @dajuanharris

- 2023 Big 12 Defensive Player of the Year, All-Big 12 Honorable Mention and Big 12 All-Defensive Team.
- Will be graduating from Kansas in May 2023 with a bachelor's degree in liberal arts & sciences.
- Starting point guard on the 2022 NCAA National Championship team.
- Led the Big 12 and was 14th in the NCAA in assist-to-turnover ratio in 2021-22.
- 2022 All-Big 12 Honorable Mention and Big 12 All-Defensive Team member as a redshirt-sophomore.
- A two-time Academic All-Big 12 First Team.
- Known for his instinct on defense and his ability to create on offense.



CAREER HONORS

Big 12 Defensive Player of the Year
Big 12 All-Defensive Team
All-Big 12 Honorable Mention
CSC Academic All-District
2022 Big 12 All-Defensive Team
2022 All-Big 12 Honorable Mention
2022 Academic All-Big 12 First Team
2021 Academic All-Big 12 First Team

MISCELLANEOUS

	FR	SO	JR	CAREER
Double-Doubles	-	-	1	1
5+ Points	6	21	24	51
10+ Points	1	7	14	22
5+ Rebounds	-	1	5	6
3+ Assists	12	32	28	72
2+ 3PT Field Goals	1	6	8	15
2+ Steals	7	19	21	47
2+ Blocks	-	-	2	2
Led Team in Pts.	-	1	2	3
Led Team in Rebs.	-	-	-	-
Led Team in Assists	8	24	25	57
Led Team in Blocks	1	3	6	10
Led Team in Steals	8	21	13	42

HARRIS CAREER HIGHS

Points	18	vs. Kansas State (1.31.23) at Texas Tech (1.3.23)
Field Goals	8	vs. Texas (2.6.23)
Field Goal Att.	16	vs. Texas (2.6.23)
3PT Field Goals	5	at Texas Tech (1.3.23)
3PT Field Goal Att.	6	3x, last vs Kansas State (1.31.23)
Free Throws	6	vs. Iowa State (1.11.22)
Free Throw Att.	6	vs. NC State (11.23.22) vs. Iowa State (1.11.22)
Rebounds	6	vs. Texas (2.6.23)
Assists	11	at Kansas State (1.17.23)
Blocks	4	vs. Texas (3.5.22)
Steals	6	vs. West Virginia (2.25.23)
Minutes	43	at Kansas State (1.17.23)

2022-23 GAME-BY-GAME

Opponent	Date	GS	MIN	Total		3-Pointers		Free throws		Rebounds											
				FG-FGA	PCT	3FG-3FGA	PCT	FT-FTA	PCT	OFF	DEF	TOT	AVG	PF	A	TO	BLK	STL	PTS	AVG	
Omaha	11/07/2022	*	32:32	5-13	.385	1-3	.333	0-0	.000	1	2	3	3.0	2	8	1	1	1	11	11.0	
North Dakota St.	11/10/2022	*	21:41	2-4	.500	0-1	.000	1-1	1.000	0	2	2	2.5	1	5	0	2	2	5	8.0	
vs Duke	11/15/2022	*	34:47	3-7	.429	0-2	.000	0-0	.000	2	2	4	3.0	4	10	1	1	0	6	7.3	
Southern Utah	11/18/2022	*	35:37	6-11	.545	0-1	.000	2-4	.500	1	4	5	3.5	0	2	2	1	4	14	9.0	
vs NC State	11/23/2022	*	35:20	4-7	.571	1-1	1.000	5-6	.833	0	2	2	3.2	1	6	3	0	3	14	10.0	
vs Wisconsin	11/24/2022	*	38:02	2-7	.286	1-1	1.000	0-1	.000	2	1	3	3.2	3	7	4	1	3	5	9.2	
vs Tennessee	11/25/2022	*	17:38	1-2	.500	0-0	.000	0-0	.000	0	1	1	2.9	5	2	4	0	2	2	8.1	
Texas Southern	11/28/2022	*	29:01	1-2	.500	1-2	.500	2-2	1.000	0	2	2	2.8	1	9	1	0	3	5	7.8	
Seton Hall	12/01/2022	*	31:20	5-6	.833	0-0	.000	0-0	.000	0	1	1	2.6	3	7	1	0	3	10	8.0	
at Missouri	12/10/2022	*	32:27	2-2	1.000	0-0	.000	2-2	1.000	0	2	2	2.5	2	9	2	0	2	6	7.8	
Indiana	12/17/2022	*	27:55	5-8	.625	0-1	.000	0-0	.000	2	0	2	2.5	2	10	3	0	3	10	8.0	
Harvard	12/22/2022	*	31:10	2-6	.333	0-2	.000	0-0	.000	0	1	1	2.3	2	4	2	0	1	4	7.7	
Oklahoma St.	12/31/2022	*	33:23	2-6	.333	2-2	1.000	0-0	.000	0	3	3	2.4	0	9	1	0	1	6	7.5	
at Texas Tech	01/03/2023	*	35:58	6-7	.857	5-5	1.000	1-2	.500	0	1	1	2.3	1	3	3	0	2	18	8.3	
at West Virginia	01/07/2023	*	31:13	4-10	.400	3-6	.500	0-0	.000	0	3	3	2.3	3	4	0	0	1	11	8.5	
Oklahoma	01/10/2023	*	34:58	4-9	.444	0-1	.000	3-4	.750	1	2	3	2.4	2	5	1	0	2	11	8.6	
Iowa St.	01/14/2023	*	39:11	0-2	.000	0-0	.000	0-0	.000	0	3	3	2.4	0	6	2	2	1	0	8.1	
at Kansas St.	01/17/2023	*	42:35	1-7	.143	1-6	.167	0-0	.000	1	1	2	2.4	2	11	4	0	2	3	7.8	
TCU	01/21/2023	*	38:28	0-4	.000	0-1	.000	0-0	.000	0	2	2	2.4	1	8	3	0	2	0	7.4	
at Baylor	01/23/2023	*	36:52	1-5	.200	0-1	.000	0-0	.000	1	0	1	2.3	2	4	4	1	1	2	7.2	
at Kentucky	01/28/2023	*	37:24	3-8	.375	2-4	.500	0-0	.000	0	1	1	2.2	2	8	2	0	0	8	7.2	
Kansas St.	01/31/2023	*	33:59	7-12	.583	2-6	.333	2-4	.500	0	0	0	2.1	3	2	1	1	0	18	7.7	
at Iowa St.	02/04/2023	*	33:39	1-5	.200	0-3	.000	0-0	.000	0	3	3	2.2	1	3	2	1	2	2	7.4	
Texas	02/06/2023	*	34:21	8-16	.500	0-2	.000	1-2	.500	1	5	6	2.3	0	5	3	0	4	17	7.8	
at Oklahoma	02/11/2023	*	33:32	7-11	.636	1-1	1.000	1-2	.500	0	3	3	2.4	0	3	3	0	3	16	8.2	
at Oklahoma St.	02/14/2023	*	35:31	2-7	.286	1-2	.500	0-0	.000	2	3	5	2.5	2	9	1	0	2	5	8.0	
Baylor	02/18/2023	*	36:42	6-8	.750	2-2	1.000	0-0	.000	0	1	1	2.4	2	9	1	0	2	14	8.3	
at TCU	02/20/2023	*	36:46	3-9	.333	0-0	.000	0-0	.000	4	1	5	2.5	1	8	0	0	0	6	8.2	
West Virginia	02/25/2023	*	36:07	7-9	.778	2-3	.667	1-2	.500	0	1	1	2.4	1	6	1	0	6	17	8.5	
Texas Tech	02/28/2023	*	37:29	7-12	.583	2-4	.500	0-0	.000	0	0	0	2.4	2	5	1	1	2	16	8.7	
at Texas	03/04/2023	*	36:55	2-12	.167	1-2	.500	0-2	.000	3	2	5	2.5	2	7	0	0	3	5	8.6	
Totals			31	1052:33	109-234	.466	28-65	.431	21-34	.618	21	55	76	2.5	53	194	57	12	63	267	8.6

Player Averages

Games Played	Minutes/game	Points/game	FG Pct	3FG Pct	FT Pct	Rebounds/game	Assists/game	Turnovers/game	Assist/Turnover ratio	Steals/game	Blocks/game
31	34.0	8.6	46.6	43.1	61.8	2.5	6.3	1.8	3.4	2.0	0.4

CAREER STATS

SEASON TEAM	GP-GS	MIN/AVG	Field Goals FG-FGA FG%	3-Point 3FG-3FGA 3FG%	F-Throws FT-FTA FT%	Rebounds OFF DEF TOT AVG	PF-FO	A	TO	BLK	STL	PTS	AVG
2020-21 KU	30-2	481/16.0	27-56 .482	9-14 .643	8-10 .800	8 26 34 1.1	45-0	65	24	2	29	71	2.4
2021-22 KU	40-39	1159/29.0	88-206 .427	20-62 .323	19-24 .792	15 39 54 1.4	78-0	166	59	12	58	215	5.4
2022-23 KU	31-31	1053/34.0	109-234 .466	28-65 .431	21-34 .618	21 55 76 2.5	53-1	194	57	12	63	267	8.6
TOTAL	101-72	2692/26.7	224-496 .452	57-141 .404	48-68 .706	44 120 164 1.6	176-1	425	140	26	150	553	5.5



GRADEY DICK

Freshman • Guard • 6-8 • 205 • Wichita, Kan. • Sunrise Christian Academy • Twitter: @grady_dick • IG: @gr3dey

- All-Big 12 Second Team, Big 12 All-Newcomer Team, Big 12 All-Freshman Team
- Scored 23 points on 9-13 FGs and 4-6 3FGs in his college debut against Omaha (11/7).
- A two-time Kansas Gatorade Player of the Year, earning the honor at Wichita Collegiate in 2019-20 and at Sunrise Christian Academy in 2021-22 where he was the National Gatorade POY last season.
- As a senior at Sunrise, averaged 17.9 points and 5.2 rebounds which shooting 51.3 percent from the field and 46.7 percent from three-point range
- As a junior in 2020-21, helped lead Sunrise Christian to a second-place finish at Geico High School National Championship
- As a sophomore in 2019-20, averaged 20.4 points., 5.0 rebounds and 2.3 assists a game in leading Wichita Collegiate to a 21-3 record
- Ranked No. 14 in the Class of 2022 by ESPN100, No. 19 by 247sports.com and No. 27 by Rivals.com

CAREER HONORS

Jerry West Award Finalist (1 of 5)
All Big 12 Second-Team
Big 12 All-Newcomer Team
Big 12 All-Freshman Team
CBS/USBWA Freshman of the Week (2.21.23)
Dick Vitale Diaper Dandy of the Week (2.21.23)
Big 12 Newcomer of the Week (2.20.23)
Jerry West Award Top 10
Oscar Robertson Midseason Watch List (1 of 50)
Wooden Award Midseason Top 25 Watch List
co-Big 12 Newcomer of the Week (12.5.22)
Big 12 Newcomer of the Week (11.21.22)

MISCELLANEOUS

	FR
Double-Doubles	-
10+ Points	21
20+ Points	7
5+ Rebounds	20
10+ Rebounds	-
3+ Assists	9
3+ 3PT Field Goals	12
2+ Steals	12
2+ Blocks	2
Led Team in Pts.	9
Led Team in Rebs.	6
Led Team in Assists	-
Led Team in Blocks	3
Led Team in Steals	8

DICK CAREER HIGHS

Points	26	at Oklahoma State (2.14.23)
Field Goals	10	at Oklahoma State (2.14.23)
Field Goal Att.	18	at TCU (2.20.23)
3PT Field Goals	6	vs. NC State (11.23.22)
3PT Field Goal Att.	12	vs. NC State (11.23.22)
Free Throws	7	at Kansas State (1.17.23)
Free Throw Att.	8	at Kansas State (1.17.23)
Rebounds	9	vs. Oklahoma State (12.31.22)
Assists	5	at Missouri (12.10.22)
Blocks	2	2x, last vs. Texas Tech (2.28.23)
Steals	5	vs. Indiana (12.17.22)
Minutes	42	at Kansas State (1.17.23)

2022-23 GAME-BY-GAME

Opponent	Date	GS	MIN	Total		3-Pointers		Free throws		Rebounds				PF	A	TO	BLK	STL	PTS	AVG	
				FG-FGA	PCT	3FG-3FGA	PCT	FT-FTA	PCT	OFF	DEF	TOT	AVG								
Omaha	11/07/2022	*	31:38	9-13	.692	4-6	.667	1-2	.500	1	1	2	2.0	2	1	1	0	23	23.0		
North Dakota St.	11/10/2022	*	25:44	5-11	.455	1-4	.250	1-1	1.000	1	5	6	4.0	0	3	0	0	12	17.5		
vs Duke	11/15/2022	*	32:25	6-11	.545	1-4	.250	1-1	1.000	0	1	1	3.0	3	0	0	0	14	16.3		
Southern Utah	11/18/2022	*	29:15	7-14	.500	4-6	.667	0-1	.000	0	6	6	3.8	3	3	2	1	18	16.8		
vs NC State	11/23/2022	*	34:50	7-17	.412	6-12	.500	5-5	1.000	0	3	3	3.6	1	1	0	0	25	18.4		
vs Wisconsin	11/24/2022	*	34:46	3-8	.375	3-7	.429	0-0	.000	1	4	5	3.8	1	0	0	0	9	16.8		
vs Tennessee	11/25/2022	*	32:24	2-8	.250	2-5	.400	1-2	.500	1	3	4	3.9	1	2	0	0	7	15.4		
Texas Southern	11/28/2022	*	29:44	6-11	.545	2-6	.333	1-2	.500	3	3	6	4.1	0	1	2	0	15	15.4		
Seton Hall	12/01/2022	*	28:30	4-9	.444	1-3	.333	6-6	1.000	2	2	4	4.1	3	3	2	0	2	15.5		
at Missouri	12/10/2022	*	31:34	6-11	.545	3-5	.600	1-2	.500	0	7	7	4.4	3	5	3	0	1	16	15.4	
Indiana	12/17/2022	*	32:54	8-12	.667	4-5	.800	0-0	.000	1	5	6	4.5	1	0	1	1	5	20	15.8	
Harvard	12/22/2022	*	32:22	3-11	.273	3-7	.429	2-2	1.000	1	6	7	4.8	3	1	1	0	1	11	15.4	
Oklahoma St.	12/31/2022	*	32:47	3-9	.333	2-4	.500	0-0	.000	3	6	9	5.1	4	4	1	0	1	8	14.8	
at Texas Tech	01/03/2023	*	31:13	5-11	.455	1-5	.200	0-0	.000	3	5	8	5.3	1	3	3	0	3	11	14.6	
at West Virginia	01/07/2023	*	25:48	4-7	.571	4-6	.667	4-4	1.000	2	3	5	5.3	4	2	0	0	1	16	14.7	
Oklahoma	01/10/2023	*	36:12	1-8	.125	1-4	.250	5-6	.833	1	4	5	5.3	1	1	0	0	1	8	14.3	
Iowa St.	01/14/2023	*	31:07	7-13	.538	5-9	.556	2-4	.500	1	4	5	5.2	2	2	1	0	2	21	14.6	
at Kansas St.	01/17/2023	*	41:42	4-13	.308	1-8	.125	7-8	.875	0	7	7	5.3	5	1	2	2	4	16	14.7	
TCU	01/21/2023	*	32:52	3-13	.231	2-8	.250	0-0	.000	1	3	4	5.3	2	2	2	1	1	8	14.4	
at Baylor	01/23/2023	*	30:35	8-13	.615	2-5	.400	6-6	1.000	1	3	4	5.2	3	0	0	0	1	24	14.9	
at Kentucky	01/28/2023	*	33:10	4-11	.364	1-5	.200	4-4	1.000	0	5	5	5.2	2	2	3	0	2	13	14.8	
Kansas St.	01/31/2023	*	26:40	2-8	.250	1-3	.333	4-4	1.000	1	4	5	5.2	4	1	1	0	1	9	14.5	
at Iowa St.	02/04/2023	*	30:18	2-6	.333	1-4	.250	2-2	1.000	0	1	1	5.0	2	0	5	0	0	7	14.2	
Texas	02/06/2023	*	34:42	7-11	.636	2-3	.667	5-6	.833	0	4	4	5.0	4	1	0	0	2	21	14.5	
at Oklahoma	02/11/2023	*	34:15	4-5	.800	0-0	.000	0-0	.000	0	5	5	5.0	2	0	0	1	1	8	14.2	
at Oklahoma St.	02/14/2023	*	37:44	10-17	.588	4-9	.444	2-3	.667	1	2	3	4.9	2	3	2	0	2	26	14.7	
Baylor	02/18/2023	*	36:37	6-18	.333	2-9	.222	2-2	1.000	1	4	5	4.9	3	0	1	0	2	16	14.7	
at TCU	02/20/2023	*	34:33	7-18	.389	3-10	.300	2-2	1.000	2	4	6	4.9	2	2	1	0	0	19	14.9	
West Virginia	02/25/2023	*	36:46	5-10	.500	5-8	.625	1-2	.500	0	6	6	5.0	2	3	4	0	2	16	14.9	
Texas Tech	02/28/2023	*	34:58	0-7	.000	0-5	.000	4-4	1.000	0	5	5	5.0	1	4	1	2	1	4	14.5	
at Texas	03/04/2023	*	28:22	2-5	.400	2-5	.400	0-0	.000	0	2	2	4.9	2	0	1	0	0	6	14.3	
Totals			31	1006:27	150-339	.442	73-180	.406	69-81	.852	28	123	151	4.9	69	51	40	8	45	442	14.3

Player Averages

Games Played	Minutes/game	Points/game	FG Pct	3FG Pct	FT Pct	Rebounds/game	Assists/game	Turnovers/game	Assist/Turnover ratio	Steals/game	Blocks/game
31	32.5	14.3	44.2	40.6	85.2	4.9	1.6	1.3	1.3	1.5	0.3

CAREER STATS

			Field Goals		3-Point		F-Throws		Rebounds		Scoring	
SEASON	TEAM	GP-GS	MIN/AVG	FG-FGA	FG%	3FG-3FGA	3FG%	FT-FTA	FT%	OFF DEF TOT AVG	PF-FO	A TO BLK STL PTS AVG
2022-23	KU	31-31	1006/32.5	150-339	.442	73-180	.406	69-81	.852	28 123 151 4.9	69-1	51 40 8 45 442 14.3
TOTAL		31-31	1006/32.5	150-339	.442	73-180	.406	69-81	.852	28 123 151 4.9	69-1	51 40 8 45 442 14.3

KYLE CUFFE JR.

Freshman-RS • G • 6-2 • 180 • Harlem, N.Y. • Blair Academy • Twitter: @kylecuffejr • IG: @kylecuffejr5

- Made his college debut against Omaha (11/7) and is averaging 3.1 minutes per game in 2022-23.
- A redshirt on the 2022 Kansas NCAA National Championship team.
- A combo guard who has great range.
- Known for his explosive athletic ability, toughness and scoring.
- Father, Kyle Cuffe Sr., played at St. John's and professional basketball.
- Played for powerhouse Blair Academy in Blairstown, New Jersey.



MISCELLANEOUS

FR

5+ Points	-
10+ Points	-
5+ Rebounds	-
3+ Assists	-
2+ 3PT Field Goals	-
2+ Steals	-
2+ Blocks	-
Led Team in Pts.	-
Led Team in Rebs.	-
Led Team in Assists	-
Led Team in Blocks	-
Led Team in Steals	-

CUFFE JR. CAREER HIGHS

Points	-
Field Goals	-
Field Goal Att.	1 vs. Omaha (11.7.22)
	vs. North Dakota State (11.10.22)
3PT Field Goals	-
3PT Field Goal Att.	-
Free Throws	-
Free Throw Att.	2 vs. Omaha (11.7.22)
Rebounds	1 vs. Omaha (11.7.22)
Assists	-
Blocks	-
Steals	-
Minutes	4 vs. North Dakota State (11.10.22)

2022-23 GAME-BY-GAME

Opponent	Date	GS	MIN	Total		3-Pointers		Free throws		Rebounds				PF	A	TO	BLK	STL	PTS	AVG
				FG-FGA	PCT	3FG-3FGA	PCT	FT-FTA	PCT	OFF	DEF	TOT	AVG							
Omaha	11/07/2022		02:09	0-1	.000	0-0	.000	0-2	.000	1	0	1	1.0	0	0	0	0	0	0	0.0
North Dakota St.	11/10/2022		04:04	0-1	.000	0-0	.000	0-0	.000	0	0	0	0.5	0	0	0	0	0	0	0.0
Totals		0	06:13	0-2	.000	0-0	.000	0-2	.000	1	0	1	0.5	0	0	0	0	0	0	0.0

Player Averages

Games Played	Minutes/game	Points/game	FG Pct	3FG Pct	FT Pct	Rebounds/game	Assists/game	Turnovers/game	Assist/Turnover ratio	Steals/game	Blocks/game
2	3.1	0.0	0.0	0.0	0.0	0.5	0.0	0.0	0.0	0.0	0.0

CAREER STATS

				Field Goals		3-Point		F-Throws		Rebounds				Scoring						
SEASON	TEAM	GP-GS	MIN/AVG	FG-FGA	FG%	3FG-3FGA	3FG%	FT-FTA	FT%	OFF	DEF	TOT	AVG	PF-FO	A	TO	BLK	STL	PTS	AVG
2022-23	KU	2-0	6/3.1	0-2	.000	0-0	.000	0-2	.000	1	0	1	0.5	0-0	0	0	0	0	0	0.0
TOTAL		2-0	6/3.1	0-2	.000	0-0	.000	0-2	.000	1	0	1	0.5	0-0	0	0	0	0	0	0.0



JALEN WILSON

Junior-RS • F • 6-8 • 215 • Denton, Texas • John H. Guyer HS • Twitter: @thejalenwilson • IG: @thejalenwilson

- Will be graduating from Kansas in May 2023 with a bachelor's degree in communication studies.
- Had a career-high 38 points at Kansas State, the most since Mar. 8, 2014 at WVU (Andrew Wiggins, 41 pts.)
- On numerous national player of the year watch lists.
- A three-year starter, including 27 starts during the 2022 NCAA National Championship season.
- On many preseason All-America teams and was a unanimous Preseason All-Big 12 selection.
- Entered the last two NBA Drafts – 2021 and 2022 – but returned to KU both times.
- Led Kansas in rebounding in 2021-22 (7.4 rog).
- Ended 2020-21 averaging 7.9 rebounds per game which is the second-best average by a KU freshman, only trailing Joel Embiid (8.1 in 2014).
- Saw his freshman season cut short after just two games due to injury and was a redshirt in 2019-20.
- Comes from an athletic family as both parents played college basketball.

CAREER HONORS

Julius Erving Award Finalist (1 of 5)
The Sporting News All-America First Team
Big 12 Player of the Year (unanimous)
All Big 12 First-Team (unanimous)
Wooden Award Ballot (1 of 15)
Oscar Robertson Late Season Watch List (1 of 15)
Julius Erving Award Top 10
Naismith Trophy Midseason Team (1 of 30)
Wooden Award Late Season Top 20 Watch List
The Sporting News Midseason All-America First Team
Oscar Robertson Midseason Watch List (1 of 50)
Wooden Award Midseason Top 25 Watch List
Big 12 Player of the Week (12.5.2022)
Battle 4 Atlantis All-Tournament Team
Wooden Award Preseason Top 50 Watch List
The Sporting News Preseason All-America Second Team
Naismith Preseason Player of the Year Watch List (1 of 50)
NABC DI Player of the Year Watch List (1 of 20)
Julius Erving Award Watch List (1 of 20)
Preseason All-Big 12 (unanimous selection)
The Athletic Preseason All-America First Team
2022 All-Big 12 Third Team; 2022 Academic All-Big 12 First Team; Big 12 Player of the Week (2.14.2022); 2022 Julius Erving Award Watch List (1 of 20); 2021 Academic All-Big 12 Second Team; 2021 Big 12 All-Newcomer Team; 2021 Big 12 All-Freshman Team; Big 12 Newcomer of the Week (2.15.2021)

MISCELLANEOUS

	FR	SO	JR	CAREER
Double-Doubles	9	7	10	26
10+ Points	19	21	29	69
20+ Points	4	3	17	24
30+ Points	-	-	3	3
5+ Rebounds	23	28	28	79
10+ Rebounds	11	12	11	34
3+ Assists	12	12	9	33
3+ 3PT Field Goals	4	3	14	21
2+ Steals	3	10	5	18
2+ Blocks	1	1	5	7
Led Team in Pts.	5	5	17	27
Led Team in Rebs.	18	16	16	50
Led Team in Assists	4	6	4	14
Led Team in Blocks	3	4	7	14
Led Team in Steals	4	7	2	13

WILSON CAREER HIGHS

Points	38	at Kansas State (1.17.23)
Field Goals	12	at Kansas State (1.17.23)
		vs. Southern Utah (11.18.22)
Field Goal Att.	26	vs. Duke (11.15.22)
3PT Field Goals	5	vs. Texas Southern (11.28.22)
3PT Field Goal Att.	10	3x, last at Kansas State (1.17.23)
Free Throws	11	at Kansas State (1.17.23)
Free Throw Att.	14	vs. Wisconsin (11.24.22)
Rebounds	15	at Oklahoma State (1.4.22)
		vs. North Dakota St. (12.5.20)
Assists	7	vs. Omaha (11.7.22)
Blocks	2	7x, last vs. Texas Tech (2.28.23)
Steals	5	at Oklahoma (2.11.23)
Minutes	48	vs. Texas Tech (1.24.22)

2022-23 GAME-BY-GAME

Opponent	Date	GS	MIN	Total		3-Pointers		Free throws		Rebounds				PF	A	TO	BLK	STL	PTS	AVG	
				FG-FGA	PCT	3FG-3FGA	PCT	FT-FTA	PCT	OFF	DEF	TOT	AVG								
Omaha	11/07/2022	*	31:55	7-16	.438	3-7	.429	2-2	1.000	1	10	11	11.0	1	7	2	0	0	19	19.0	
North Dakota St.	11/10/2022	*	25:21	8-17	.471	3-6	.500	2-2	1.000	1	8	9	10.0	1	1	2	0	1	21	20.0	
vs Duke	11/15/2022	*	38:26	11-26	.423	0-7	.000	3-4	.750	5	6	11	10.3	1	5	3	1	1	25	21.7	
Southern Utah	11/18/2022	*	34:13	12-22	.545	2-4	.500	7-8	.875	0	6	6	9.3	3	4	1	0	1	33	24.5	
vs NC State	11/23/2022	*	34:49	5-15	.333	1-5	.200	8-12	.667	2	9	11	9.6	1	2	2	0	2	19	23.4	
vs Wisconsin	11/24/2022	*	40:01	9-20	.450	2-6	.333	9-14	.643	0	14	14	10.3	1	1	3	0	0	29	24.3	
vs Tennessee	11/25/2022	*	39:16	3-15	.200	1-5	.200	7-8	.875	2	2	4	9.4	2	3	1	0	1	14	22.9	
Texas Southern	11/28/2022	*	30:05	8-16	.500	5-10	.500	1-2	.500	0	5	5	8.9	1	6	1	1	1	22	22.8	
Seton Hall	12/01/2022	*	31:49	5-13	.385	3-6	.500	2-4	.500	2	11	13	9.3	1	1	3	1	0	15	21.9	
at Missouri	12/10/2022	*	33:25	7-16	.438	3-7	.429	7-8	.875	3	7	10	9.4	3	2	1	0	3	24	22.1	
Indiana	12/17/2022	*	32:51	4-18	.222	1-6	.167	2-2	1.000	2	6	8	9.3	2	1	3	0	2	11	21.1	
Harvard	12/22/2022	*	33:58	10-17	.588	1-6	.167	0-0	.000	2	4	6	9.0	3	2	2	1	1	21	21.1	
Oklahoma St.	12/31/2022	*	35:41	7-17	.412	3-8	.375	3-5	.600	1	3	4	8.6	1	2	1	1	0	20	21.0	
at Texas Tech	01/03/2023	*	38:31	6-16	.375	3-9	.333	1-2	.500	1	5	6	8.4	3	3	1	0	1	16	20.6	
at West Virginia	01/07/2023	*	33:43	4-12	.333	2-6	.333	4-4	1.000	3	11	14	8.8	2	2	4	0	0	14	20.2	
Oklahoma	01/10/2023	*	36:05	3-12	.250	1-2	.500	10-12	.833	3	5	8	8.8	2	1	2	2	0	17	20.0	
Iowa St.	01/14/2023	*	36:42	5-14	.357	1-6	.167	5-7	.714	0	11	11	8.9	2	2	4	2	1	16	19.8	
at Kansas St.	01/17/2023	*	45:00	12-25	.480	3-10	.300	11-12	.917	4	5	9	8.9	2	1	3	2	0	38	20.8	
TCU	01/21/2023	*	35:06	11-21	.524	4-9	.444	4-5	.800	2	5	7	8.8	3	2	3	0	0	30	21.3	
at Baylor	01/23/2023	*	38:28	10-16	.625	3-7	.429	0-0	.000	0	5	5	8.6	4	2	1	1	0	23	21.4	
at Kentucky	01/28/2023	*	38:43	9-18	.500	2-3	.667	2-2	1.000	1	7	8	8.6	1	2	1	0	2	22	21.4	
Kansas St.	01/31/2023	*	38:41	5-15	.333	4-9	.444	6-8	.750	1	7	8	8.5	3	4	5	0	1	20	21.3	
at Iowa St.	02/04/2023	*	39:12	7-16	.438	3-8	.375	9-11	.818	1	8	9	8.6	2	2	4	0	0	26	21.5	
Texas	02/06/2023	*	27:02	1-7	.143	0-1	.000	0-0	.000	0	6	6	8.5	4	2	3	2	0	2	20.7	
at Oklahoma	02/11/2023	*	31:04	7-17	.412	3-4	.750	1-2	.500	0	5	5	8.3	2	5	2	0	5	18	20.6	
at Oklahoma St.	02/14/2023	*	27:10	6-13	.462	1-5	.200	1-3	.333	1	3	4	8.2	3	2	1	0	1	14	20.3	
Baylor	02/18/2023	*	37:35	6-16	.375	0-5	.000	9-10	.900	4	9	13	8.3	2	1	0	0	1	21	20.4	
at TCU	02/20/2023	*	33:05	3-11	.273	0-2	.000	1-2	.500	1	12	13	8.5	4	3	3	0	1	7	19.9	
West Virginia	02/25/2023	*	36:35	4-9	.444	0-1	.000	3-6	.500	2	4	6	8.4	3	2	4	1	0	11	19.6	
Texas Tech	02/28/2023	*	38:28	6-16	.375	0-5	.000	9-10	.900	0	5	5	8.3	0	2	1	2	1	21	19.6	
at Texas	03/04/2023	*	39:04	7-18	.389	3-7	.429	6-6	1.000	2	8	10	8.4	3	1	3	0	1	23	19.7	
Totals			31	1092:05	208-500	.416	61-182	.335	135-173	.780	47	212	259	8.4	66	76	70	17	28	612	19.7

Player Averages

Games Played	Minutes/ game	Points/ game	FG Pct	3FG Pct	FT Pct	Rebounds/ game	Assists/ game	Turnovers/ game	Assist/Turnover ratio	Steals/ game	Blocks/ game
31	35.2	19.7	41.6	33.5	78.0	8.4	2.5	2.3	1.1	0.9	0.5

CAREER STATS

SEASON	TEAM	Field Goals				3-Point		F-Throws		Rebounds			Scoring								
		GP-GS	MIN	AVG	FG-FGA	FG%	3FG-3FGA	3FG%	FT-FTA	FT%	OFF	DEF	TOT	AVG	PF-FO	A	TO	BLK	STL	PTS	AVG
2019-20	KU	2-0		3/1.3	0-1	.000	0-1	.000	0-0	.000	0	0	0	0.0	1-0	0	1	0	0	0	0.0
2020-21	KU	29-26		825/28.4	113-273	.414	40-120	.333	75-119	.630	64	166	230	7.9	48-0	58	56	9	12	341	11.8
2021-22	KU	37-27		1088/29.4	149-323	.461	30-114	.263	83-115	.722	59	216	275	7.4	81-1	67	48	15	33	411	11.1
2022-23	KU	31-31		1092/35.2	208-500	.416	61-182	.335	135-173	.780	47	212	259	8.4	66-0	76	70	17	28	612	19.7
TOTAL		99-84	3008/30.4	470-1097	.428	131-417	.314	293-407	.720	170	594	764	7.7	196-1	201	175	41	73	1364	13.8	

MJ RICE

Freshman • G • 6-5 • 220 • Henderson, N.C. • Prolific Prep • Twitter: @MJrice_1 • IG: @mjrice2

- Made his college debut against North Dakota State (11/10) and had 10 points and four rebounds in 18 minutes.
- A five-star recruit who was a 2022 McDonald's All-American.
- Described as a big-time scorer who has a strong, mature body and is explosive.
- One of three McDonald's All-Americans in the Kansas freshman class along with Gradey Dick and Ernest Udeh Jr.
- Played his prep senior season at Prolific Prep in Napa, California.
- Averaged 20.1 points, 5.3 rebounds and 2.3 assists per game in 2021-22.
- Started his high school career at Durham (N.C.) Academy, then moved to Oak Hill Academy in Virginia in 2020-21 before transferring to Prolific Prep.

11

MISCELLANEOUS

	FR
5+ Points	3
10+ Points	2
5+ Rebounds	-
3+ Assists	-
2+ 3PT Field Goals	1
2+ Steals	-
2+ Blocks	-
Led Team in Pts.	-
Led Team in Rebs.	-
Led Team in Assists	-
Led Team in Blocks	1
Led Team in Steals	-

RICE CAREER HIGHS

Points	19	vs. Texas Southern (11.28.22)
Field Goals	6	vs. Texas Southern (11.28.22)
Field Goal Att.	10	vs. North Dakota State (11.10.22)
3PT Field Goals	2	vs. Texas Southern (11.28.22)
3PT Field Goal Att.	4	vs. Texas Southern (11.28.22)
Free Throws	5	vs. Texas Southern (11.28.22)
Free Throw Att.	6	vs. Texas Southern (11.28.22)
Rebounds	4	(2x) last vs. Oklahoma (2.11.23)
Assists	2	vs. North Dakota State (11.10.22)
Blocks	1	at Kentucky (1.28.23) vs. Harvard (12.22.22)
Steals	1	6x, last vs. Oklahoma (2.11.23)
Minutes	22	vs. Texas Southern (11.28.22)

2022-23 GAME-BY-GAME

Opponent	Date	GS	MIN	Total FG-FGA	PCT	3-Pointers 3FG-3FGA	PCT	Free throws FT-FTA	PCT	Rebounds OFF DEF TOT AVG	PF	A	TO	BLK	STL	PTS	AVG
North Dakota St.	11/10/2022		18:16	5-10	.500	0-2	.000	0-2	.000	2 2 4 4.0	4	2	1	0	1	10	10.0
Southern Utah	11/18/2022		07:15	0-3	.000	0-1	.000	0-0	.000	0 1 1 2.5	1	0	0	0	0	0	5.0
vs Wisconsin	11/24/2022		02:25	0-0	.000	0-0	.000	0-0	.000	0 0 0 1.7	0	0	0	0	0	0	3.3
vs Tennessee	11/25/2022		13:14	1-5	.200	0-2	.000	0-0	.000	0 0 0 1.3	1	0	0	0	1	2	3.0
Texas Southern	11/28/2022		21:31	6-9	.667	2-4	.500	5-6	.833	1 2 3 1.6	3	0	1	0	0	19	6.2
Seton Hall	12/01/2022		13:25	2-4	.500	0-2	.000	1-2	.500	1 0 1 1.5	2	0	1	0	1	5	6.0
at Missouri	12/10/2022		03:46	0-1	.000	0-1	.000	0-0	.000	0 0 0 1.3	1	0	0	0	0	0	5.1
Indiana	12/17/2022		01:53	0-0	.000	0-0	.000	0-0	.000	0 0 0 1.1	0	0	0	0	0	0	4.5
Harvard	12/22/2022		09:28	1-1	1.000	0-0	.000	2-2	1.000	0 0 0 1.0	2	0	0	1	0	4	4.4
Oklahoma St.	12/31/2022		02:24	0-0	.000	0-0	.000	0-0	.000	0 0 0 0.9	1	0	0	0	1	0	4.0
at Texas Tech	01/03/2023		02:24	0-0	.000	0-0	.000	0-0	.000	0 0 0 0.8	0	1	0	0	0	0	3.6
TCU	01/21/2023		01:50	0-0	.000	0-0	.000	0-0	.000	0 0 0 0.8	0	0	0	0	0	0	3.3
at Baylor	01/23/2023		04:45	1-1	1.000	0-0	.000	0-0	.000	1 1 2 0.8	2	0	3	0	0	2	3.2
at Kentucky	01/28/2023		04:59	0-2	.000	0-1	.000	0-0	.000	0 0 0 0.8	1	0	0	1	0	0	3.0
at Iowa St.	02/04/2023		04:24	0-0	.000	0-0	.000	0-0	.000	0 1 1 0.8	0	0	0	0	0	0	2.8
Texas	02/06/2023		14:34	1-5	.200	0-0	.000	0-0	.000	2 1 3 0.9	2	1	0	0	1	2	2.8
at Oklahoma	02/11/2023		14:03	1-3	.333	0-0	.000	0-0	.000	3 1 4 1.1	1	0	1	0	1	2	2.7
at Oklahoma St.	02/14/2023		02:20	0-0	.000	0-0	.000	0-0	.000	0 0 0 1.1	1	0	1	0	0	0	2.6
at TCU	02/20/2023		03:39	1-2	.500	0-0	.000	0-0	.000	0 1 1 1.1	0	0	1	0	0	2	2.5
West Virginia	02/25/2023		01:47	0-0	.000	0-0	.000	0-0	.000	0 0 0 1.0	0	0	0	0	0	0	2.4
at Texas	03/04/2023		04:18	0-0	.000	0-0	.000	0-0	.000	0 0 0 1.0	1	0	0	0	0	0	2.3
Totals		0	152:41	19-46	.413	2-13	.154	8-12	.667	10 10 20 1.0	23	4	9	2	6	48	2.3

Player Averages

Games Played	Minutes/ game	Points/ game	FG Pct	3FG Pct	FT Pct	Rebounds/ game	Assists/ game	Turnovers/ game	Assist/Turnover ratio	Steals/ game	Blocks/ game
21	7.3	2.3	41.3	15.4	66.7	1.0	0.2	0.4	0.4	0.3	0.1

CAREER STATS

			Field Goals		3-Point		F-Throws		Rebounds								Scoring			
SEASON	TEAM	GP-GS	MIN/AVG	FG-FGA	FG%	3FG-3FGA	3FG%	FT-FTA	FT%	OFF	DEF	TOT	AVG	PF-FO	A	TO	BLK	STL	PTS	AVG
2022-23	KU	21-0	153/7.3	19-46	.413	2-13	.154	8-12	.667	10	10	20	1.0	23-0	4	9	2	6	48	2.3
TOTAL		21-0	153/7.3	19-46	.413	2-13	.154	8-12	.667	10	10	20	1.0	23-0	4	9	2	6	48	2.3



KEVIN MCCULLAR JR.

RS-Senior • G • 6-6 • 210 • San Antonio, Texas • Wagner HS/Texas Tech • Twitter: @Kevin_McCullar • IG: @kevinmccullarjr

- Will graduate from KU in May 2023 with a bachelor's degree in liberal arts and sciences
- A transfer from Texas Tech who is a redshirt senior at Kansas in 2022-23.
- A two-time All-Big 12 Honorable Mention selection.
- Was a Naismith Defensive Player of the Year semifinalist in 2021-22 while at Texas Tech and in 2022-23 while at Kansas.
- Started the last two seasons for Texas Tech and the final six games of his redshirt freshman year.
- Entered Kansas with 676 points, 351 rebounds, 151 assists and 110 steals.
- A three-time Academic All-Big 12 selection.

CAREER HONORS

All Big 12 Second Team (Associated Press)
All Big 12 Third Team
Big 12 All-Defensive Team
Naismith Defensive Player of the Year Semifinalist (1 of 10)
Naismith Defensive Player of the Year Watch List (1 of 15)
Wooden Award Preseason Top 50 Watch List
Naismith Preseason Player of the Year Watch List (1 of 50)
Jerry West Shooting Guard of the Year Watch List (2023)
Preseason All-Big 12 Honorable Mention (2023)
All-Big 12 Honorable Mention (2022)
Naismith Defensive Player of the Year Semifinalist (2022)
Academic All-Big 12 First Team (2022)
All-Big 12 Honorable Mention (2021)
Academic All-Big 12 First Team (2021)
Academic All-Big 12 First Team (2020)

MISCELLANEOUS

	R-FR	R-SO	R-JR	R-SR	CAREER
Double-Doubles	-	2	1	7	10
10+ Points	8	14	16	19	57
20+ Points	-	-	2	1	3
5+ Rebounds	7	15	14	24	60
10+ Rebounds	1	2	2	8	13
3+ Assists	1	6	18	13	38
3+ 3PT Field Goals	-	1	15	3	9
2+ Steals	8	10	12	19	49
2+ Blocks	1	2	1	5	9
Led Team in Pts. (at KU)	-	-	1	1	
Led Team in Rebs. (at KU)	-	-	10	10	
Led Team in Assists (at KU)	-	-	3	3	
Led Team in Blocks (at KU)	-	-	12	12	
Led Team in Steals (at KU)	-	-	12	13	

CAREER HIGHS

Points	24	vs. Grambling (11.12.21)
Field Goals	9	vs. Grambling (11.12.21)
Field Goal Att.	18	vs. Grambling (11.12.21)
3PT Field Goals	4	vs. Incarnate Word (11.20.21)
3PT Field Goal Att.	9	vs. Wisconsin (11.24.22)
		vs. Grambling (11.12.21)
Free Throws	12	vs. Texas (2.1.22)
Free Throw Att.	15	vs. Texas (2.1.22)
Rebounds	13	vs. Kansas State (1.31.23)
Assists	8	at Oklahoma State (2.14.23)
Blocks	4	vs. Baylor (1.16.21)
Steals	6	vs. Texas (3.11.21)
Minutes	44	at Kansas (1.24.22)

2022-23 GAME-BY-GAME

Opponent	Date	GS	MIN	Total		3-Pointers		Free throws		Rebounds				PF	A	TO	BLK	STL	PTS	AVG	
				FG-FGA	PCT	3FG-3FGA	PCT	FT-FTA	PCT	OFF	DEF	TOT	AVG								
Omaha	11/07/2022	*	23:07	3-7	.429	0-1	.000	4-4	1.000	1	2	3	3.0	3	2	3	1	2	10	10.0	
North Dakota St. vs Duke	11/10/2022	*	24:01	3-8	.375	0-1	.000	0-0	.000	3	4	7	5.0	2	1	2	2	2	6	8.0	
	11/15/2022	*	29:27	5-10	.500	2-4	.500	0-1	.000	2	4	6	5.3	3	2	4	2	1	12	9.3	
Southern Utah	11/18/2022	*	31:09	2-6	.333	0-2	.000	1-2	.500	1	7	8	6.0	1	4	5	0	3	5	8.3	
vs NC State	11/23/2022	*	33:45	2-6	.333	2-3	.667	4-6	.667	1	10	11	7.0	3	3	2	0	2	10	8.6	
vs Wisconsin	11/24/2022	*	36:12	7-16	.438	3-9	.333	1-2	.500	4	5	9	7.3	5	3	1	1	1	18	10.2	
vs Tennessee	11/25/2022	*	30:15	2-5	.400	0-3	.000	3-4	.750	0	7	7	7.3	0	0	3	0	2	7	9.7	
Seton Hall	12/01/2022	*	35:07	6-10	.600	3-4	.750	2-2	1.000	3	7	10	7.6	2	1	1	0	4	17	10.6	
at Missouri	12/10/2022	*	28:17	8-12	.667	2-6	.333	3-3	1.000	1	3	4	7.2	2	3	2	0	5	21	11.8	
Indiana	12/17/2022	*	31:39	5-11	.455	1-3	.333	0-0	.000	1	10	11	7.6	3	1	2	1	5	11	11.7	
Harvard	12/22/2022	*	32:38	5-12	.417	0-4	.000	4-4	1.000	3	8	11	7.9	2	2	3	2	3	14	11.9	
Oklahoma St.	12/31/2022	*	33:01	2-6	.333	2-4	.500	1-2	.500	0	5	5	7.7	4	1	5	1	2	7	11.5	
at Texas Tech	01/03/2023	*	27:20	3-9	.333	1-3	.333	0-0	.000	1	1	2	7.2	3	3	1	0	1	7	11.2	
at West Virginia	01/07/2023	*	38:05	4-12	.333	2-4	.500	2-2	1.000	1	7	8	7.3	2	2	2	0	3	12	11.2	
Oklahoma	01/10/2023	*	31:60	2-6	.333	0-1	.000	4-5	.800	0	8	8	7.3	3	2	3	0	4	8	11.0	
Iowa St.	01/14/2023	*	26:37	3-8	.375	0-5	.000	2-2	1.000	1	4	5	7.2	3	1	1	0	3	8	10.8	
at Kansas St.	01/17/2023	*	22:57	0-2	.000	0-2	.000	0-2	.000	1	6	7	7.2	5	3	2	0	1	0	10.2	
TCU	01/21/2023	*	28:34	5-6	.833	0-0	.000	0-2	.000	2	2	4	7.0	2	1	2	0	1	10	10.2	
at Baylor	01/23/2023	*	35:15	3-9	.333	0-3	.000	8-8	1.000	2	10	12	7.3	4	4	2	1	2	14	10.4	
at Kentucky	01/28/2023	*	33:56	4-10	.400	1-2	.500	2-3	.667	3	9	12	7.5	3	2	2	1	2	11	10.4	
Kansas St.	01/31/2023	*	29:60	2-10	.200	2-3	.667	10-12	.833	3	10	13	7.8	5	4	0	1	2	16	10.7	
at Iowa St.	02/04/2023	*	23:19	1-4	.250	0-2	.000	0-1	.000	2	9	11	7.9	4	1	3	1	1	2	10.3	
Texas	02/06/2023	*	31:44	3-7	.429	0-2	.000	10-13	.769	0	2	2	7.7	4	6	3	0	0	16	10.5	
at Oklahoma	02/11/2023	*	35:05	4-8	.500	0-2	.000	5-7	.714	1	4	5	7.5	2	5	3	0	3	13	10.6	
at Oklahoma St.	02/14/2023	*	36:05	6-9	.667	0-1	.000	3-3	1.000	0	3	3	7.4	2	8	0	1	1	15	10.8	
Baylor	02/18/2023	*	29:23	2-5	.400	1-4	.250	4-4	1.000	1	7	8	7.4	4	2	0	1	1	9	10.7	
at TCU	02/20/2023	*	38:53	6-13	.462	0-2	.000	3-5	.600	0	7	7	7.4	3	3	0	2	1	15	10.9	
West Virginia	02/25/2023	*	35:06	5-8	.625	2-4	.500	4-4	1.000	1	3	4	7.3	3	1	3	1	2	16	11.1	
Texas Tech	02/28/2023	*	36:48	5-12	.417	2-5	.400	2-2	1.000	1	8	9	7.3	4	0	1	2	1	14	11.2	
at Texas	03/04/2023	*	33:06	3-8	.375	0-2	.000	2-4	.500	0	6	6	7.3	4	2	4	1	2	8	11.1	
Totals			30	942:51	111-255	.435	26-91	.286	84-109	.771	40	178	218	7.3	90	73	65	22	63	332	11.1

Player Averages

Games Played	Minutes/game	Points/game	FG Pct	3FG Pct	FT Pct	Rebounds/game	Assists/game	Turnovers/game	Assist/Turnover ratio	Steals/game	Blocks/game
30	31.4	11.1	43.5	28.6	77.1	7.3	2.4	2.2	1.1	2.1	0.7

CAREER STATS

				Field Goals		3-Point		F-Throws		Rebounds				Scoring						
SEASON	TEAM	GP-GS	MIN/AVG	FG-FGA	FG%	3FG-3FGA	3FG%	FT-FTA	FT%	OFF	DEF	TOT	AVG	PF-FO	A	TO	BLK	STL	PTS	AVG
2019-20	TTU	29-6	540/18.6	65-127	.512	8-28	.286	37-51	.725	30	63	93	3.2	62-1	21	37	9	35	175	6.0
2020-21	TTU	20-19	606/30.3	72-173	.416	13-46	.283	50-71	.704	30	95	125	6.3	60-0	41	30	16	34	207	10.4
2021-22	TTU	29-24	865/29.8	100-249	.402	28-90	.311	66-91	.725	26	107	133	4.6	78-2	89	57	7	41	294	10.1
2022-23	KU	30-30	943/31.4	111-255	.435	26-91	.286	84-109	.771	40	178	218	7.3	90-3	73	65	22	63	332	11.1
TOTAL FOR KU		30-30	943/31.4	111-255	.435	26-91	.286	84-109	.771	40	178	218	7.3	90-3	73	65	22	63	332	11.1
TOTAL		108-79	2955/27.4	348-804	.433	75-255	.294	237-322	.736	126	443	569	5.3	290-6	224	189	54	173	1008	9.3

MICHAEL JANKOVICH

(JANG-koh-vitch)

Senior • G • 6-5 • 190 • Dallas, Texas • Jesuit College Prep / Northfield Mount Herman (Mass.) • Twitter: @michael_jank • IG: @mjankovich

- Will graduate from Kansas in May 2023 with a bachelor's degree in finance.
- An invited walk-on who has played in 30 games while at Kansas, including 10 on Kansas' 2022 NCAA National Championship team, and two in 2022-23.
- Is 10-for-22 FGs for his career, with 9-for-21 from three-point range.
- Academic All-Big 12 selection in 2022.
- Son of former SMU head coach Tim Jankovich, who spent five seasons as an assistant coach on Bill Self's staffs at Illinois and Kansas.
- Lived in Lawrence from ages 4-8 while his father was on the KU staff.



CAREER HONORS

Academic All-Big 12 Second Team

MISCELLANEOUS

	FR	SO	JR	SR	CAREER
5+ Minutes	1	-	-	-	1
4+ Points	2	-	-	-	2
3+ Rebounds	-	-	-	-	-
2+ Assists	-	-	-	-	-
2+ 3PT Field Goals	-	-	-	-	-
2+ Steals	-	-	-	-	-
2+ Blocks	-	-	-	-	-
Led Team in Pts.	-	-	-	-	-
Led Team in Rebs.	-	-	-	-	-
Led Team in Assists	-	-	-	-	-
Led Team in Blocks	-	-	-	-	-
Led Team in Steals	-	-	-	-	-

JANKOVICH CAREER HIGHS

Points	5	vs. Monmouth (11.15.19)
Field Goals	1	8x, last at Oklahoma (2.11.23)
Field Goal Att.	3	vs. Monmouth (11.15.19)
3PT Field Goals	1	8x, last at Oklahoma (2.11.23)
3PT Field Goal Att.	3	vs. Monmouth (11.15.19)
Free Throws	2	vs. Monmouth (11.15.19)
Free Throw Att.	2	vs. Kansas State (1.21.20) vs. Monmouth (11.15.19)
Rebounds	1	3x, last vs. Nevada (12.29.21)
Assists	1	2x last vs. Oklahoma (11.25.19)
Blocks	-	
Steals	1	vs. USC (3.22.21) vs. Chaminade (11.25.19)
Minutes	5	vs. Monmouth (11.15.19)

2022-23 GAME-BY-GAME

Opponent	Date	GS	MIN	Total		3-Pointers		Free throws		Rebounds				PF	A	TO	BLK	STL	PTS	AVG
				FG-FGA	PCT	3FG-3FGA	PCT	FT-FTA	PCT	OFF	DEF	TOT	AVG							
Omaha	11/07/2022		01:08	1-1	1.000	0-0	.000	0-0	.000	0	0	0	0.0	0	0	0	0	0	2	2.0
North Dakota St.	11/10/2022		01:47	1-1	1.000	1-1	1.000	0-0	.000	0	0	0	0.0	0	0	0	0	0	3	2.5
vs Tennessee	11/25/2022		03:07	0-0	.000	0-0	.000	0-0	.000	0	0	0	0.0	1	0	0	0	0	0	1.7
Texas Southern	11/28/2022		03:45	0-1	.000	0-1	.000	0-0	.000	0	0	0	0.0	0	0	0	0	0	0	1.3
Seton Hall	12/01/2022		02:21	0-0	.000	0-0	.000	0-0	.000	0	0	0	0.0	0	0	0	0	0	0	1.0
at Missouri	12/10/2022		00:47	1-1	1.000	1-1	1.000	0-0	.000	0	0	0	0.0	0	0	0	0	0	3	1.3
TCU	01/21/2023		02:56	1-1	1.000	1-1	1.000	0-0	.000	0	0	0	0.0	0	0	0	0	0	3	1.6
at Iowa St.	02/04/2023		02:07	0-0	.000	0-0	.000	0-0	.000	0	0	0	0.0	0	0	0	0	0	0	1.4
at Oklahoma	02/11/2023		01:32	1-2	.500	1-2	.500	0-0	.000	0	0	0	0.0	0	0	0	0	1	3	1.6
at Texas	03/04/2023		00:56	0-0	.000	0-0	.000	0-0	.000	0	0	0	0.0	0	0	0	0	0	0	1.4
Totals		0	20:26	5-7	.714	4-6	.667	0-0	.000	0	0	0	0.0	1	0	0	0	1	14	1.4

Player Averages

Games Played	Minutes/game	Points/game	FG Pct	3FG Pct	FT Pct	Rebounds/game	Assists/game	Turnovers/game	Assist/Turnover ratio	Steals/game	Blocks/game
10	2.0	1.4	71.4	66.7	0.0	0.0	0.0	0.0	0.0	0.1	0.0

CAREER STATS

				Field Goals		3-Point		F-Throws		Rebounds				Scoring						
SEASON	TEAM	GP-GS	MIN/AVG	FG-FGA	FG%	3FG-3FGA	3FG%	FT-FTA	FT%	OFF	DEF	TOT	AVG	PF-FO	A	TO	BLK	STL	PTS	AVG
2019-20	KU	10-0	27/2.7	3-7	.429	3-7	.429	3-4	.750	1	0	1	0.1	2-0	1	3	0	1	12	1.2
2020-21	KU	1-0	2/2.4	0-1	.000	0-1	.000	0-0	.000	0	0	0	0.0	1-0	0	0	0	1	0	0.0
2021-22	KU	10-0	16/1.6	2-7	.286	2-7	.286	0-0	.000	1	1	2	0.2	3-0	0	0	0	0	6	0.6
2022-23	KU	10-0	20/2.0	5-7	.714	4-6	.667	0-0	.000	0	0	0	0.0	1-0	0	0	0	1	14	1.4
TOTAL		31-0	66/2.1	10-22	.455	9-21	.429	3-4	.750	2	1	3	0.1	7-0	1	3	0	3	32	1.0



ZACH CLEMENCE

Sophomore • F • 6-10 • 225 • San Antonio, Texas • Sunrise Christian Academy (Kan.) • Twitter: @BIGZTEXAS • IG: @zachary_clemence

- Had a solid freshman season where he appeared in 24 games in Kansas' 2022 NCAA National Championship season.
- A great shooter and being 6-foot-10, can play multiple positions and be a tough matchup
- Played his junior and senior seasons at Sunrise Academy in Bel Aire, Kansas, which is near Wichita.
- Was ranked No. 34 by ESPN100, No. 35 by Rivals.com and No. 40 by 247Sports.com following his senior high school season.
- Grew up on a ranch before moving away to play prep basketball.
- Attended Bill Self Basketball Camp and one of his counselors was 2021-22 super-senior Mitch Lightfoot.

CAREER HONORS

2023 CSC Academic All-District

MISCELLANEOUS

	FR.	SO.	CAREER
Double-Doubles	-	-	-
10+ Points	1	1	2
20+ Points	-	-	-
5+ Rebounds	2	-	2
3+ Assists	1	-	1
2+ 3PT Field Goals	1	1	2
2+ Steals	1	1	2
2+ Blocks	1	1	2
Led Team in Pts.	-	-	-
Led Team in Rebs.	-	-	-
Led Team in Assists	-	-	-
Led Team in Blocks	1	1	2
Led Team in Steals	-	1	1

CLEMENCE CAREER HIGHS

Points	11	vs. Stony Brook (11.18.21)
Field Goals	3	vs. Oklahoma (1.10.23) vs. Stony Brook (11.18.21)
Field Goal Att.	8	vs. Stony Brook (11.18.21)
3PT Field Goals	2	vs. Oklahoma (1.10.23) vs. Stony Brook (11.18.21)
3PT Field Goal Att.	5	vs. Wisconsin (11.24.22)
Free Throws	3	vs. Stony Brook (11.18.21)
Free Throw Att.	4	4x, last vs. Missouri (12.11.21)
Rebounds	6	vs. Oklahoma State (2.14.22) vs. Stony Brook (11.18.21)
Assists	3	vs. Texas Southern (3.17.22)
Blocks	3	vs. Kansas State (1.31.23)
Steals	2	vs. Michigan State (11.9.21)
Minutes	15	vs. Kansas State (1.31.23)

2022-23 GAME-BY-GAME

Opponent	Date	GS	MIN	Total		3-Pointers		Free throws		Rebounds				PF	A	TO	BLK	STL	PTS	AVG
				FG-FGA	PCT	3FG-3FGA	PCT	FT-FTA	PCT	OFF	DEF	TOT	AVG							
Omaha	11/07/2022		04:31	0-0	.000	0-0	.000	0-0	.000	1	2	3	3.0	1	0	0	0	0	0	0.0
North Dakota St.	11/10/2022		06:26	0-3	.000	0-2	.000	0-0	.000	0	2	2	2.5	2	0	0	0	0	0	0.0
vs Wisconsin	11/24/2022		12:36	0-6	.000	0-5	.000	0-0	.000	1	2	3	2.7	1	1	1	0	0	0	0.0
vs Tennessee	11/25/2022		02:59	0-0	.000	0-0	.000	0-0	.000	1	0	1	2.3	0	0	0	0	0	0	0.0
Texas Southern	11/28/2022		10:10	0-1	.000	0-1	.000	0-0	.000	0	0	0	1.8	1	0	1	0	0	0	0.0
Seton Hall	12/01/2022		05:58	0-1	.000	0-1	.000	0-0	.000	0	1	1	1.7	1	0	0	1	0	0	0.0
at Missouri	12/10/2022		02:34	0-0	.000	0-0	.000	0-0	.000	0	0	0	1.4	0	0	0	0	0	0	0.0
Indiana	12/17/2022		01:53	0-0	.000	0-0	.000	0-0	.000	0	0	0	1.3	0	0	1	0	0	0	0.0
Harvard	12/22/2022		04:59	0-1	.000	0-0	.000	0-0	.000	1	2	3	1.4	0	0	0	1	0	0	0.0
Oklahoma St.	12/31/2022		04:41	0-0	.000	0-0	.000	0-0	.000	0	0	0	1.3	0	0	0	0	0	0	0.0
at West Virginia	01/07/2023		03:11	1-1	1.000	0-0	.000	0-0	.000	0	0	0	1.2	2	0	0	0	0	2	0.2
Oklahoma	01/10/2023		11:30	3-6	.500	2-2	1.000	2-3	.667	3	0	3	1.3	3	0	0	0	0	10	1.0
Iowa St.	01/14/2023		01:51	1-1	1.000	0-0	.000	0-2	.000	0	0	0	1.2	0	0	0	0	0	2	1.1
at Kansas St.	01/17/2023		06:25	1-2	.500	0-0	.000	0-0	.000	0	2	2	1.3	1	0	1	0	0	2	1.1
TCU	01/21/2023		07:27	1-3	.333	0-1	.000	0-0	.000	1	2	3	1.4	0	0	0	0	0	2	1.2
Kansas St.	01/31/2023		15:27	2-4	.500	1-2	.500	0-1	.000	0	3	3	1.5	1	1	1	3	2	5	1.4
at Iowa St.	02/04/2023		00:21	0-0	.000	0-0	.000	0-0	.000	0	0	0	1.4	0	0	0	1	0	0	1.4
at Texas	03/04/2023		03:55	1-2	.500	0-1	.000	0-0	.000	0	1	1	1.4	3	0	2	0	0	2	1.4
Totals			0 106:54	10-31	.323	3-15	.200	2-6	.333	8	17	25	1.4	16	2	7	6	2	25	1.4

Player Averages

Games Played	Minutes/ game	Points/ game	FG Pct	3FG Pct	FT Pct	Rebounds/ game	Assists/ game	Turnovers/ game	Assist/Turnover ratio	Steals/ game	Blocks/ game
18	5.9	1.4	32.3	20.0	33.3	1.4	0.1	0.4	0.3	0.1	0.3

CAREER STATS

			Field Goals		3-Point		F-Throws		Rebounds				Scoring							
SEASON	TEAM	GP-GS	MIN/AVG	FG-FGA	FG%	3FG-3FGA	3FG%	FT-FTA	FT%	OFF	DEF	TOT	AVG	PF-FO	A	TO	BLK	STL	PTS	AVG
2021-22	KU	24-0	117/4.9	15-40	.375	6-22	.273	14-29	.483	17	27	44	1.8	21-0	10	6	7	8	50	2.1
2022-23	KU	18-0	107/5.9	10-31	.323	3-15	.200	2-6	.333	8	17	25	1.4	16-0	2	7	6	2	25	1.4
TOTAL		42-0	224/5.3	25-71	.352	9-37	.243	16-35	.457	25	44	69	1.6	37-0	12	13	13	10	75	1.8

DILLON WILHITE

RS-Freshman • F • 6-9 • 240 • San Diego, Calif. • Cathedral Catholic HS • Twitter: @dillonwhilite • IG: @dillon.wilHITE

- Made his collegiate debut against North Dakota State (11/10).
- Was a redshirt for Kansas' 2021-22 NCAA National Championship season.
- Comes from an athletic family as his sisters play volleyball at Georgetown, his father, who grew up in Lawrence, played golf at TCU and he has three cousins who played college football and an aunt who played college golf.
- In 2020-21, averaged 18 points and 12 rebounds per game for Cathedral Catholic which went 17-3.
- Played two sports – basketball and volleyball – in high school.
- His cousin Brent Brennan is the head football coach at San Jose State University.
- Grandmother, Joanie WilHITE Stephens, has worked at Kansas Athletics for 38 years, including 25 years in the men's basketball office.
- Enjoys photography, surfing, golf and travel. Still plays beach volleyball.
- As a youth, attended numerous Kansas Bill Self Basketball Camps.

22

MISCELLANEOUS

	FR
5+ Minutes	-
5+ Points	-
10+ Points	-
5+ Rebounds	-
1+ Assists	-
1+ 3PT Field Goals	-
1+ Steals	-
1+ Blocks	-
Led Team in Pts.	-
Led Team in Rebs.	-
Led Team in Assists	-
Led Team in Blocks	-
Led Team in Steals	-

WILHITE CAREER HIGHS

Points	-
Field Goals	-
Field Goal Att.	-
3PT Field Goals	-
3PT Field Goal Att.	-
Free Throws	-
Free Throw Att.	-
Rebounds	1 at Oklahoma (2.11.23)
Assists	-
Blocks	-
Steals	-
Minutes	2 vs. Texas Southern (11.28.22) vs. North Dakota State (11.10.22) at Oklahoma (2.11.23)

2022-23 GAME-BY-GAME

Opponent	Date	GS	MIN	Total		3-Pointers		Free throws		Rebounds				PF	A	TO	BLK	STL	PTS	AVG
				FG-FGA	PCT	3FG-3FGA	PCT	FT-FTA	PCT	OFF	DEF	TOT	AVG							
North Dakota St.	11/10/2022		01:47	0-0	.000	0-0	.000	0-0	.000	0	0	0	0.0	1	0	0	0	0	0	0.0
Texas Southern	11/28/2022		01:42	0-0	.000	0-0	.000	0-0	.000	0	0	0	0.0	0	0	0	0	0	0	0.0
Seton Hall	12/01/2022		01:14	0-0	.000	0-0	.000	0-0	.000	0	0	0	0.0	2	0	0	0	0	0	0.0
at Missouri	12/10/2022		00:47	0-0	.000	0-0	.000	0-0	.000	0	0	0	0.0	0	0	0	0	0	0	0.0
at Oklahoma	02/11/2023		01:32	0-0	.000	0-0	.000	0-0	.000	0	1	1	0.2	0	0	1	0	0	0	0.0
Totals		0	07:02	0-0	.000	0-0	.000	0-0	.000	0	1	1	0.2	3	0	1	0	0	0	0.0

Player Averages

Games Played	Minutes/game	Points/game	FG Pct	3FG Pct	FT Pct	Rebounds/game	Assists/game	Turnovers/game	Assist/Turnover ratio	Steals/game	Blocks/game
5	1.4	0.0	0.0	0.0	0.0	0.2	0.0	0.2	0.0	0.0	0.0

CAREER STATS

				Field Goals		3-Point		F-Throws		Rebounds				Scoring						
SEASON	TEAM	GP-GS	MIN/AVG	FG-FGA	FG%	3FG-3FGA	3FG%	FT-FTA	FT%	OFF	DEF	TOT	AVG	PF-FO	A	TO	BLK	STL	PTS	AVG
2022-23	KU	5-0	7/1.4	0-0	.000	0-0	.000	0-0	.000	0	1	1	0.2	3-0	0	1	0	0	0	0.0
TOTAL		5-0	7/1.4	0-0	.000	0-0	.000	0-0	.000	0	1	1	0.2	3-0	0	1	0	0	0	0.0



MISCELLANEOUS

	FR.
Double-Doubles	-
10+ Points	1
20+ Points	-
5+ Rebounds	3
10+ Rebounds	-
2+ Assists	-
1+ 3PT Field Goals	-
2+ Steals	2
2+ Blocks	3
Led Team in Pts.	-
Led Team in Rebs.	-
Led Team in Assists	-
Led Team in Blocks	5
Led Team in Steals	1

UDEH JR. CAREER HIGHS

Points	10	vs. Seton Hall (12.1.22)
Field Goals	4	vs. Seton Hall (12.1.22)
		vs. North Dakota State (11.10.22)
		at Oklahoma (2.11.23)
Field Goal Att.	5	vs. North Dakota State (11.10.22)
3PT Field Goals	-	
3PT Field Goal Att.	-	
Free Throws	2	vs. Seton Hall (12.1.22)
Free Throw Att.	2	7x, last vs. Baylor (2.18.23)
Rebounds	6	vs. Kansas State (1.31.23)
Assists	1	8x, last vs. Texas Tech (2.28.23)
Blocks	4	vs. Duke (11.15.22)
Steals	3	at TCU (2.20.23)
Minutes	14	vs. Omaha (11.7.22)

ERNEST UDEH JR.

Freshman • C • 6-11 • 240 • Orlando, Fla. • Dr. Phillips HS • Twitter: @ernestudehjr • IG: @ernestudehjr

- Made his KU debut vs. Omaha (11/7) with five points, five rebounds and one blocked shot.
- A McDonald's All-American following his senior season at Dr. Phillips High School in Orlando, Florida.
- Averaged 13.1 points and 9.2 rebounds per game his senior season in 2021-22.
- Recorded 10.1 points, 9.8 rebounds and 1.9 blocked shots per game as a junior at Dr. Phillips HS in winning the state title
- Had 13 rebounds and six blocked shots in the 2021 state championship game.
- Ranked No. 23 by ESPN100, No. 31 by 247sports.com and No. 32 by Rivals.com.

2022-23 GAME-BY-GAME

Opponent	Date	GS	MIN	Total		3-Pointers		Free throws		Rebounds				PF	A	TO	BLK	STL	PTS	AVG
				FG-FGA	PCT	3FG-3FGA	PCT	FT-FTA	PCT	OFF	DEF	TOT	AVG							
Omaha	11/07/2022		14:22	2-3	.667	0-0	.000	1-2	.500	1	4	5	5.0	2	0	1	1	1	5	5.0
North Dakota St.	11/10/2022		11:31	4-5	.800	0-0	.000	0-0	.000	1	3	4	4.5	1	0	1	1	0	8	6.5
vs Duke	11/15/2022		13:08	0-1	.000	0-0	.000	0-0	.000	0	1	1	3.3	1	0	0	4	0	0	4.3
Southern Utah	11/18/2022		05:02	0-1	.000	0-0	.000	0-0	.000	1	1	2	3.0	0	0	0	0	0	0	3.3
vs NC State	11/23/2022		08:59	1-2	.500	0-0	.000	0-0	.000	0	0	0	2.4	1	1	0	0	0	2	3.0
vs Tennessee	11/25/2022		07:14	0-0	.000	0-0	.000	0-0	.000	0	2	2	2.3	0	0	1	0	1	0	2.5
Texas Southern	11/28/2022		07:25	0-1	.000	0-0	.000	0-2	.000	4	1	5	2.7	2	0	1	0	0	0	2.1
Seton Hall	12/01/2022		12:10	4-4	1.000	0-0	.000	2-2	1.000	1	1	2	2.6	2	1	0	0	1	10	3.1
at Missouri	12/10/2022		02:55	0-0	.000	0-0	.000	0-0	.000	0	0	0	2.3	1	1	0	0	0	0	2.8
Indiana	12/17/2022		01:45	0-0	.000	0-0	.000	0-0	.000	0	0	0	2.1	0	0	0	0	0	0	2.5
Harvard	12/22/2022		01:21	0-0	.000	0-0	.000	0-0	.000	0	0	0	1.9	0	0	0	0	0	0	2.3
Oklahoma St.	12/31/2022		00:01	0-0	.000	0-0	.000	0-0	.000	0	0	0	1.8	0	0	0	0	1	0	2.1
TCU	01/21/2023		06:53	0-0	.000	0-0	.000	1-2	.500	0	2	2	1.8	3	0	0	1	2	1	2.0
at Baylor	01/23/2023		04:40	0-0	.000	0-0	.000	0-0	.000	0	0	0	1.6	1	0	1	0	0	0	1.9
at Kentucky	01/28/2023		11:46	2-2	1.000	0-0	.000	0-0	.000	0	2	2	1.7	2	0	0	0	1	4	2.0
Kansas St.	01/31/2023		09:57	1-1	1.000	0-0	.000	1-2	.500	3	3	6	1.9	4	0	0	3	1	3	2.1
at Iowa St.	02/04/2023		06:42	0-0	.000	0-0	.000	1-2	.500	1	1	2	1.9	2	0	2	0	1	1	2.0
Texas	02/06/2023		08:31	3-3	1.000	0-0	.000	0-1	.000	2	0	2	1.9	2	1	0	0	1	6	2.2
at Oklahoma	02/11/2023		17:22	4-4	1.000	0-0	.000	0-1	.000	2	2	4	2.1	1	1	1	2	2	8	2.5
at Oklahoma St.	02/14/2023		13:32	1-1	1.000	0-0	.000	0-0	.000	0	2	2	2.1	5	1	1	0	2	2	2.5
Baylor	02/18/2023		06:42	2-2	1.000	0-0	.000	1-2	.500	0	1	1	2.0	0	0	0	1	0	5	2.6
at TCU	02/20/2023		14:19	3-3	1.000	0-0	.000	0-0	.000	1	0	1	2.0	3	1	0	1	3	6	2.8
West Virginia	02/25/2023		02:56	0-0	.000	0-0	.000	0-0	.000	0	1	1	1.9	2	0	2	0	0	0	2.7
Texas Tech	02/28/2023		06:31	1-1	1.000	0-0	.000	0-0	.000	1	0	1	1.9	2	1	0	0	0	2	2.6
at Texas	03/04/2023		03:43	0-0	.000	0-0	.000	0-0	.000	0	0	0	1.8	1	0	0	0	0	0	2.5
Totals		0	199:27	28-34	.824	0-0	.000	7-16	.438	18	27	45	1.8	38	8	11	14	17	63	2.5

Player Averages

Games Played	Minutes/game	Points/game	FG Pct	3FG Pct	FT Pct	Rebounds/game	Assists/game	Turnovers/game	Assist/Turnover ratio	Steals/game	Blocks/game
25	8.0	2.5	82.4	0.0	43.8	1.8	0.3	0.4	0.7	0.7	0.6

CAREER STATS

				Field Goals		3-Point		F-Throws		Rebounds									Scoring	
SEASON TEAM	GP-GS	MIN	AVG	FG-FGA	FG%	3FG-3FGA	3FG%	FT-FTA	FT%	OFF	DEF	TOT	AVG	PF-FO	A	TO	BLK	STL	PTS	AVG
2022-23 KU	25-0	199	8.0	28-34	.824	0-0	.000	7-16	.438	18	27	45	1.8	38-1	8	11	14	17	63	2.5
TOTAL	25-0	199	8.0	28-34	.824	0-0	.000	7-16	.438	18	27	45	1.8	38-1	8	11	14	17	63	2.5

KJ ADAMS JR.

Sophomore • F • 6-7 • 225 • Austin, Texas • Westlake HS • Twitter: @kj_atx • IG: @kjadams

- Big 12 Most Improved Player, All Big 12 Honorable Mention
- Has started every game in 2022-23.
- Had a solid freshman season where he played in 37 games with one start in Kansas' 2022 NCAA National Championship season.
- Was named to the 2022 Big 12 All-Freshman Team by the conference coaches.
- A solid defender used in lock down situations, including the final 4.3 second of the NCAA title game against North Carolina.
- Had a solid prep career at Westlake High School going 63-4 in his final two seasons.
- Parents (football and basketball) and sister (volleyball) all played NCAA Division I sports.



CAREER HONORS

Big 12 Most Improved Player Award
All-Big 12 Honorable Mention
Big 12 Player of the Week (1.16.23)
2022 Big 12 All-Freshman Team

MISCELLANEOUS

	FR.	SO.	CAREER
Double-Doubles	-	-	-
10+ Points	-	17	17
5+ Rebounds	-	15	15
10+ Rebounds	-	-	-
2+ Assists	1	17	18
2+ 3PT Field Goals	-	-	-
2+ Steals	-	7	7
2+ Blocks	2	5	7
Led Team in Pts.	-	1	1
Led Team in Rebs.	-	3	3
Led Team in Assists	-	2	2
Led Team in Blocks	-	12	12
Led Team in Steals	1	3	4

ADAMS JR. CAREER HIGHS

Points	22	vs. Oklahoma (1.10.23)
Field Goals	9	at Missouri (12.10.22)
Field Goal Att.	13	vs. Oklahoma (1.10.23) at Texas Tech (1.3.23)
3PT Field Goals	-	
3PT Field Goal Att.	1	3x, last vs West Virginia (2.25.23)
Free Throws	6	vs. Oklahoma (1.10.23) at West Virginia (1.7.23)
Free Throw Att.	10	at Kansas State (1.17.23)
Rebounds	9	vs. Omaha (11.7.22)
Assists	5	vs. West Virginia (2.25.23)
Blocks	3	vs. Southern Utah (11.18.22)
Steals	4	vs. Harvard (12.22.22)
Minutes	37	vs. West Virginia (2.25.23)

2022-23 GAME-BY-GAME

Opponent	Date	GS	MIN	Total		3-Pointers		Free throws		Rebounds				PF	A	TO	BLK	STL	PTS	AVG
				FG-FGA	PCT	3FG-3FGA	PCT	FT-FTA	PCT	OFF	DEF	TOT	AVG							
Omaha	11/07/2022	*	28:44	2-4	.500	0-1	.000	0-2	.000	8	1	9	9.0	1	4	0	1	0	4	4.0
North Dakota St.	11/10/2022	*	16:55	2-4	.500	0-0	.000	0-2	.000	0	2	2	5.5	2	1	1	0	0	4	4.0
vs Duke	11/15/2022	*	19:50	4-4	1.000	0-0	.000	0-1	.000	0	2	2	4.3	4	2	3	2	1	8	5.3
Southern Utah	11/18/2022	*	32:46	4-4	1.000	0-0	.000	0-1	.000	2	4	6	4.8	3	3	0	3	0	8	6.0
vs NC State	11/23/2022	*	24:39	4-7	.571	0-0	.000	0-0	.000	2	3	5	4.8	5	0	2	0	0	8	6.4
vs Wisconsin	11/24/2022	*	32:24	2-2	1.000	0-0	.000	2-4	.500	3	3	6	5.0	4	1	2	0	1	6	6.3
vs Tennessee	11/25/2022	*	22:26	2-7	.286	0-0	.000	0-3	.000	6	1	7	5.3	1	3	2	0	2	4	6.0
Texas Southern	11/28/2022	*	26:17	4-6	.667	0-0	.000	2-3	.667	0	2	2	4.9	1	4	2	1	0	10	6.5
Seton Hall	12/01/2022	*	16:10	4-5	.800	0-0	.000	3-3	1.000	0	0	0	4.3	4	3	2	1	3	11	7.0
at Missouri	12/10/2022	*	32:15	9-11	.818	0-0	.000	1-2	.500	3	3	6	4.5	2	3	3	1	2	19	8.2
Indiana	12/17/2022	*	25:53	4-6	.667	0-0	.000	3-3	1.000	1	1	2	4.3	3	2	1	1	2	11	8.5
Harvard	12/22/2022	*	31:15	5-8	.625	0-0	.000	0-0	.000	3	4	7	4.5	3	1	1	2	4	10	8.6
Oklahoma St.	12/31/2022	*	23:22	6-6	1.000	0-0	.000	2-3	.667	3	1	4	4.5	4	1	4	0	1	14	9.0
at Texas Tech	01/03/2023	*	30:39	7-13	.538	0-0	.000	0-0	.000	4	1	5	4.5	2	2	2	1	1	14	9.4
at West Virginia	01/07/2023	*	29:31	4-9	.444	0-0	.000	6-8	.750	3	0	3	4.4	5	0	1	2	0	14	9.7
Oklahoma	01/10/2023	*	27:24	8-13	.615	0-0	.000	6-7	.857	3	3	6	4.5	4	0	0	2	1	22	10.4
Iowa St.	01/14/2023	*	31:06	6-9	.667	0-0	.000	3-5	.600	3	3	6	4.6	3	2	2	1	1	15	10.7
at Kansas St.	01/17/2023	*	33:31	6-6	1.000	0-0	.000	5-10	.500	2	0	2	4.4	5	4	2	0	0	17	11.1
TCU	01/21/2023	*	23:24	1-6	.167	0-0	.000	2-2	1.000	3	2	5	4.5	4	2	3	1	0	4	10.7
at Baylor	01/23/2023	*	28:31	1-5	.200	0-0	.000	2-2	1.000	2	1	3	4.4	2	1	1	1	0	4	10.4
at Kentucky	01/28/2023	*	24:36	8-10	.800	0-0	.000	1-1	1.000	1	1	2	4.3	4	3	1	0	2	17	10.7
Kansas St.	01/31/2023	*	18:16	4-6	.667	0-0	.000	0-1	.000	2	1	3	4.2	3	1	1	1	0	8	10.5
at Iowa St.	02/04/2023	*	32:57	3-6	.500	0-0	.000	1-2	.500	1	3	4	4.2	0	3	1	1	0	7	10.4
Texas	02/06/2023	*	30:16	4-7	.571	0-0	.000	2-2	1.000	7	1	8	4.4	1	0	2	1	0	10	10.4
at Oklahoma	02/11/2023	*	21:06	5-6	.833	0-0	.000	0-2	.000	0	3	3	4.3	3	1	4	1	0	10	10.4
at Oklahoma St.	02/14/2023	*	20:06	6-9	.667	0-0	.000	3-4	.750	1	3	4	4.3	4	1	0	0	0	15	10.5
Baylor	02/18/2023	*	33:18	5-6	.833	0-0	.000	7-9	.778	1	3	4	4.3	2	3	1	1	0	17	10.8
at TCU	02/20/2023	*	25:41	2-8	.250	0-1	.000	2-3	.667	1	5	6	4.4	4	2	4	0	1	6	10.6
West Virginia	02/25/2023	*	37:04	6-10	.600	0-1	.000	1-3	.333	3	3	6	4.4	3	5	0	0	2	13	10.7
Texas Tech	02/28/2023	*	33:29	2-4	.500	0-0	.000	3-6	.500	1	7	8	4.5	1	1	1	1	1	7	10.6
at Texas	03/04/2023	*	29:30	4-7	.571	0-0	.000	1-1	1.000	0	2	2	4.5	1	0	0	0	0	9	10.5
Totals			31 843:21	134-214	.626	0-3	.000	58-95	.611	69	69	138	4.5	88	59	49	26	25	326	10.5

Player Averages

Games Played	Minutes/game	Points/game	FG Pct	3FG Pct	FT Pct	Rebounds/game	Assists/game	Turnovers/game	Assist/Turnover ratio	Steals/game	Blocks/game
31	27.2	10.5	62.6	0.0	61.1	4.5	1.9	1.6	1.2	0.8	0.8

CAREER STATS

				Field Goals		3-Point		F-Throws		Rebounds				Scoring						
SEASON	TEAM	GP-GS	MIN/AVG	FG-FGA	FG%	3FG-3FGA	3FG%	FT-FTA	FT%	OFF	DEF	TOT	AVG	PF-FO	A	TO	BLK	STL	PTS	AVG
2021-22	KU	37-1	179/4.8	13-25	.520	0-1	.000	12-20	.600	20	10	30	0.8	20-0	10	7	8	2	38	1.0
2022-23	KU	31-31	843/27.2	134-214	.626	0-3	.000	58-95	.611	69	69	138	4.5	88-3	59	49	26	25	326	10.5
TOTAL		68-32	1022/15.0	147-239	.615	0-4	.000	70-115	.609	89	79	168	2.5	108-3	69	56	34	27	364	5.4



CAM MARTIN

Super-Senior • F • 6-9 • 230 • Yukon, Okla. • Yukon HS • Twitter: @Cam_martin31 • IG: @cam_martin31

- Made his Kansas debut at Missouri (12/10).
- Was a redshirt for Kansas' NCAA National Championship during the 2021-22 season.
- Came to Kansas with 2,155 career points, 876 rebounds, 108 blocks and 67 steals.
- Two-time MIAA all-conference first team his junior and senior seasons while at Missouri Southern State.
- Finalist for the 2021 Bevo Francis Small College Basketball Player of the Year Award after being named first-team All-MIAA, All-Region and All-American while also being a member of the MIAA All-Tournament Team.
- Only player in Southern's history to score 700 or more points twice in a single-season with 720 in 2018-19 and 746 in 2019-20.
- Ended as Missouri Southern's second-leading career scorer with 2,040 points.
- Graduated from Missouri Southern State in May 2021 and is will graduate from KU in May 2023 with a sport management master's.

CAREER HONORS

D2CCA All-America Second Team (2021)
All-MIAA First Team (2021)
MIAA Academic Honor Roll (2021)
Bevo Francis Small College Basketball Player of the Year
Finalist (2020)
D2CCA All-America Second Team (2020)
MIAA Tournament All-Tournament Team (2020)
All-MIAA First Team (2020)
MIAA Academic Honor Roll (2020)
D2CCA All-America Third Team (2019)
All-MIAA First Team (2019)
MIAA Academic Honor Roll (2019)

MISCELLANEOUS

KU CAREER

Double-Doubles	-
10+ Points	-
20+ Points	-
5+ Rebounds	-
10+ Rebounds	-
3+ Assists	-
3+ 3PT Field Goals	-
2+ Steals	-
2+ Blocks	-
Led Team in Pts.	-
Led Team in Rebs.	-
Led Team in Assists	-
Led Team in Blocks	-
Led Team in Steals	-

MARTIN CAREER HIGHS

Points	54	at Missouri Western (2.22.20)
Field Goals	18	at Minnesota State (11.10.18)
Field Goal Att.	27	at Missouri Western (2.22.20) vs. Missouri Western (2.15.20)
3PT Field Goals	9	vs. Washburn (3.16.19)
3PT Field Goal Att.	11	vs. Pittsburg State (2.20.21) at Missouri Western (2.22.20)
Free Throws	17	vs. Missouri Western (2.15.20) vs. Upper Iowa (12.18.19)
Free Throw Att.	21	at Pittsburg State (1.9.21)
Rebounds	21	vs. Lincoln (2.4.21)
Assists	7	at Newman (11.21.20) at Nebraska-Kearney (1.6.20) vs. Fort Hays State (2.9.19)
Blocks	5	vs. Northeastern State (1.29.20)
Steals	4	Northwest Missouri State (2.2.21)
Minutes	41	vs. Central Oklahoma (2.27.21)

2022-23 GAME-BY-GAME

Opponent	Date	GS	MIN	Total		3-Pointers		Free throws		Rebounds				PF		A		BLK		STL		PTS		AVG
				FG-FGA	PCT	3FG-3FGA	PCT	FT-FTA	PCT	OFF	DEF	TOT	AVG	PF	A	TO	BLK	STL	PTS					
at Missouri	12/10/2022		02:16	0-1	.000	0-0	.000	0-0	.000	0	0	0	0.0	0	0	0	0	0	0	0	0	0.0		
Indiana	12/17/2022		01:53	1-1	1.000	1-1	1.000	0-0	.000	0	0	0	0.0	1	0	0	0	0	0	3	1.5			
Oklahoma St.	12/31/2022		02:27	1-1	1.000	0-0	.000	0-0	.000	1	0	1	0.3	1	0	0	0	0	0	2	1.7			
at Texas Tech	01/03/2023		03:52	1-1	1.000	0-0	.000	0-0	.000	1	0	1	0.5	0	0	0	0	0	0	2	1.8			
Totals		0	10:28	3-4	.750	1-1	1.000	0-0	.000	2	0	2	0.5	2	0	0	0	0	0	7	1.8			

Player Averages

Games Played	Minutes/ game	Points/ game	FG Pct	3FG Pct	FT Pct	Rebounds/ game	Assists/ game	Turnovers/ game	Assist/Turnover ratio	Steals/ game	Blocks/ game
4	2.6	1.8	75.0	100.0	0.0	0.5	0.0	0.0	0.0	0.0	0.0

CAREER STATS

				Field Goals		3-Point		F-Throws		Rebounds												Scoring	
SEASON	TEAM	GP-GS	MIN/AVG	FG-FGA	FG%	3FG-3FGA	3FG%	FT-FTA	FT%	OFF	DEF	TOT	AVG	PF-FO	A	TO	BLK	STL	PTS	AVG			
2017-18	JSU	28-0	273/9.8	38-74	.514	11-26	.423	28-45	.622	17	56	73	2.6	48-0	20	21	4	3	115	4.1			
2018-19	MSSU	32-32	911/28.5	239-393	.608	31-89	.348	211-257	.821	69	241	310	9.7	113-9	46	82	35	16	720	22.5			
2019-20	MSSU	31-30	921/29.7	261-449	.581	34-95	.358	190-235	.809	70	214	284	9.2	101-5	61	95	46	20	746	24.1			
2020-21	MSSU	23-23	803/34.9	209-361	.579	49-110	.445	107-145	.738	18	191	209	9.1	59-2	76	85	23	28	574	25.0			
2022-23	KU	4-0	10/2.6	3-4	.750	1-1	1.000	0-0	.000	2	0	2	0.5	2-0	0	0	0	0	7	1.8			
TOTAL FOR KU		4-0	10/2.6	3-4	.750	1-1	1.000	0-0	.000	2	0	2	0.5	2-0	0	0	0	0	7	1.8			
TOTAL		118-85	2918/24.7	750-1281	.585	126-321	.393	536-682	.786	176	702	878	7.4	323-16	203	283	108	67	2162	18.3			

ZUBY EJIOFOR

Freshman • F • 6-9 • 235 • Garland, Texas • Garland HS • Twitter: @Zubyejiofor • IG: @zubyejiofor

- A TABC 6A All-State selection his senior year at Garland High School in 2021-22.
- Averaged 21.7 points, 13.0 rebounds, 3.9 blocked shots and 1.9 steals per game for Garland HS in 2021-22.
- Garland posted a 26-2 record and won its district going 14-0 his senior season.
- Averaged 21.0 points and 13.0 rebounds for Garland HS as a junior in 2020-21.
- Ended prep career ranked No. 44 by Rivals.com, No. 52 by 247sports.com and No. 75 by ESPN100.

2022-23 GAME-BY-GAME

Opponent	Date	GS	MIN	Total		3-Pointers		Free throws		Rebounds				PF	A	TO	BLK	STL	PTS	AVG
				FG-FGA	PCT	3FG-3FGA	PCT	FT-FTA	PCT	OFF	DEF	TOT	AVG							
Omaha	11/07/2022		03:53	0-0	.000	0-0	.000	0-0	.000	0	3	3	3.0	1	0	1	1	0	0	0.0
North Dakota St.	11/10/2022		06:57	1-2	.500	0-0	.000	1-2	.500	4	3	7	5.0	1	1	0	1	0	3	1.5
vs Duke	11/15/2022		09:39	1-2	.500	0-0	.000	0-0	.000	2	3	5	5.0	2	0	2	2	0	2	1.7
Southern Utah	11/18/2022		04:56	1-1	1.000	0-0	.000	0-0	.000	0	2	2	4.3	2	0	2	1	0	2	1.8
vs NC State	11/23/2022		04:32	0-0	.000	0-0	.000	0-0	.000	1	0	1	3.6	1	0	0	0	0	0	1.4
vs Tennessee	11/25/2022		01:28	0-0	.000	0-0	.000	0-0	.000	0	0	0	3.0	0	0	0	1	0	0	1.2
Texas Southern	11/28/2022		10:45	1-1	1.000	0-0	.000	0-2	.000	2	3	5	3.3	0	0	1	1	1	2	1.3
Seton Hall	12/01/2022		08:03	0-0	.000	0-0	.000	2-2	1.000	1	0	1	3.0	2	0	0	0	1	2	1.4
at Missouri	12/10/2022		02:02	0-1	.000	0-0	.000	0-0	.000	0	3	3	3.0	1	0	1	0	0	0	1.2
Indiana	12/17/2022		12:14	4-5	.800	0-0	.000	0-0	.000	1	1	2	2.9	1	0	0	1	0	8	1.9
Harvard	12/22/2022		02:25	0-1	.000	0-0	.000	0-0	.000	0	0	0	2.6	0	0	0	1	1	0	1.7
Oklahoma St.	12/31/2022		09:30	2-4	.500	0-0	.000	0-0	.000	1	2	3	2.7	1	0	0	0	0	4	1.9
at Texas Tech	01/03/2023		05:29	0-0	.000	0-0	.000	0-0	.000	0	1	1	2.5	0	1	0	2	0	0	1.8
at West Virginia	01/07/2023		04:03	0-0	.000	0-0	.000	0-0	.000	0	2	2	2.5	1	0	1	1	0	0	1.6
Oklahoma	01/10/2023		01:06	0-0	.000	0-0	.000	0-0	.000	0	0	0	2.3	0	0	0	0	0	0	1.5
Iowa St.	01/14/2023		07:03	0-0	.000	0-0	.000	0-0	.000	0	0	0	2.2	2	0	1	1	0	0	1.4
at Kansas St.	01/17/2023		05:04	0-0	.000	0-0	.000	1-2	.500	0	0	0	2.1	0	0	1	0	0	1	1.4
TCU	01/21/2023		02:56	0-0	.000	0-0	.000	0-0	.000	0	0	0	1.9	0	0	1	0	0	0	1.3
at Kentucky	01/28/2023		03:38	1-1	1.000	0-0	.000	0-0	.000	1	0	1	1.9	2	0	0	0	0	2	1.4
at Oklahoma	02/11/2023		01:32	0-0	.000	0-0	.000	0-0	.000	1	0	1	1.9	0	1	0	0	0	0	1.3
at Oklahoma St.	02/14/2023		07:58	1-1	1.000	0-0	.000	0-0	.000	0	1	1	1.8	0	1	1	0	0	2	1.3
at Texas	03/04/2023		02:52	0-0	.000	0-0	.000	1-2	.500	0	1	1	1.8	0	0	0	0	0	1	1.3
Totals		0	118:05	12-19	.632	0-0	.000	5-10	.500	14	25	39	1.8	17	4	12	13	3	29	1.3

Player Averages

Games Played	Minutes/ game	Points/ game	FG Pct	3FG Pct	FT Pct	Rebounds/ game	Assists/ game	Turnovers/ game	Assist/Turnover ratio	Steals/ game	Blocks/ game
22	5.4	1.3	.63.2	0.0	50.0	1.8	0.2	0.5	0.3	0.1	0.6

CAREER STATS

			Field Goals		3-Point		F-Throws		Rebounds				Scoring	
SEASON TEAM	GP-GS	MIN/AVG	FG-FGA	FG%	3FG-3FGA	3FG%	FT-FTA	FT%	OFF	DEF	TOT	AVG	PF-FO	A TO BLK STL PTS AVG
2022-23 KU	22-0	118/5.4	12-19	.632	0-0	.000	5-10	.500	14	25	39	1.8	17-0	4 12 13 3 29 1.3
TOTAL	22-0	118/5.4	12-19	.632	0-0	.000	5-10	.500	14	25	39	1.8	17-0	4 12 13 3 29 1.3



MISCELLANEOUS

	FR
Double-Doubles	-
10+ Points	-
20+ Points	-
5+ Rebounds	3
10+ Rebounds	-
2+ Assists	-
1+ 3PT Field Goals	-
2+ Steals	-
2+ Blocks	2
Led Team in Pts.	-
Led Team in Rebs.	-
Led Team in Assists	-
Led Team in Blocks	3
Led Team in Steals	-

EJIOFOR CAREER HIGHS

Points	8	vs. Indiana (12.17.22)
Field Goals	4	vs. Indiana (12.17.22)
Field Goal Att.	5	vs. Indiana (12.17.22)
3PT Field Goals	-	
3PT Field Goal Att.	-	
Free Throws	2	vs. Seton Hall (12.1.22)
Free Throw Att.	2	4x, last at Kansas State (1.17.23)
Rebounds	7	vs. North Dakota State (11.10.22)
Assists	1	4x, last at Oklahoma St. (2.14.23)
Blocks	2	at Texas Tech (1.3.23) vs. Duke (11.15.22)
Steals	1	3x, last vs. Harvard (12.22.22)
Minutes	12	vs. Indiana (12.17.22)



WILDER EVERS

Freshman • G • 6-3 • 190 • Birmingham, Ala. • Oak Mountain HS • Twitter: @EversWilder • IG: @wilderevers

- A walk-on from Birmingham, Alabama, who will provide depth at the guard spots.
- Comes from a family with Kansas ties as his brother plays baseball for KU and his parents competed in track and field at KU.
- Helped lead Oak Mountain High School to three consecutive trips to Alabama's 7A state quarterfinals, including Final Four appearances in 2020 and 2021 and a state title in 2021
- The 2021 state championship was the first in Oak Mountain history
- A two-time all-county selection his junior and senior seasons
- Played for Chris Love at Oak Mountain
- Averaged 11.8 points, 4.3 rebounds and 3.0 assists per game his senior season.



CHARLIE MCCARTHY

Sophomore • G • 6-2 • 195 • Rancho Mirage, Calif. • Shadow Hills HS • IG: @chmac13

- A member of Kansas' 2022 NCAA National Championship team.
- Comes from a KU family as both parents are two of 23 family members who have graduated from KU with many still residing in the Lawrence, Kansas City and Salina, Kansas, areas.
- Averaged 12.0 points, 8.0 rebounds, 5.0 assists and 1.5 steals per game in 2020-21 at Shadow Hills HS in Indio, Calif.
- Averaged 11.5 points per game his junior year at Palm Desert HS in Palm Desert, Calif., where his team advanced to state.
- Earned all-league honors his junior and senior seasons.
- His father, Kent, played baseball at KU.
- Has an older sister, Annie, who attends KU, and a younger sister, Molly, who is a freshman on the KU volleyball team.
- Great grandfather was Howard Engleman, who played basketball at KU for coach Phog Allen and had his KU jersey retired in 2003.
- As a youth, attended numerous Kansas Bill Self Basketball Camps.

2022-23 OVERALL STATS

Game Records

Record	Overall	Home	Away	Neutral
ALL GAMES	25-6	15-1	7-4	3-1
CONFERENCE	13-5	8-1	5-4	0-0
NON-CONFERENCE	12-1	7-0	2-0	3-1

Score by Periods

Team	1st	2nd	OT	TOT
Kansas	1143	1184	16	2343
Opponents	1012	1087	16	2115

Team Box Score

No.	Player				Total		3-Point		F-Throw		Rebounds													
		GP-GS	MIN	AVG	FG-FGA	FG%	3FG-3FGA	3FG%	FT-FTA	FT%	OFF	DEF	TOT	AVG	PF	DQ	A	TO	BLK	STL	PTS	AVG		
10	WILSON, Jalen	31-31	1092:05	35.2	208-500	.416	61-182	.335	135-173	.780	47	212	259	8.4	66	0	76	70	17	28	612	19.7		
4	DICK, Gradey	31-31	1006:27	32.5	150-339	.442	73-180	.406	69-81	.852	28	123	151	4.9	69	1	51	40	8	45	442	14.3		
15	MCCULLAR, Kevin	30-30	942:51	31.4	111-255	.435	26-91	.286	84-109	.771	40	178	218	7.3	90	3	73	65	22	63	332	11.1		
24	ADAMS, JR., KJ	31-31	843:21	27.2	134-214	.626	0-3	.000	58-95	.611	69	69	138	4.5	88	3	59	49	26	25	326	10.5		
3	HARRIS, Dajuan	31-31	1052:33	34.0	109-234	.466	28-65	.431	21-34	.618	21	55	76	2.5	53	1	194	57	12	63	267	8.6		
1	YESUFU, Joseph	30-1	353:27	11.8	41-118	.347	19-68	.279	10-13	.769	1	30	31	1.0	29	0	11	13	0	13	111	3.7		
23	UDEH JR., Ernest	25-0	199:27	8.0	28-34	.824	0-0	.000	7-16	.438	18	27	45	1.8	38	1	8	11	14	17	63	2.5		
0	PETTIFORD, Bobby	27-0	338:01	12.5	30-51	.588	3-9	.333	4-6	.667	7	25	32	1.2	25	0	42	33	1	5	67	2.5		
11	RICE, MJ	21-0	152:41	7.3	19-46	.413	2-13	.154	8-12	.667	10	10	20	1.0	23	0	4	9	2	6	48	2.3		
31	MARTIN, Cam	4-0	10:28	2.6	3-4	.750	1-1	1.000	0-0	.000	2	0	2	0.5	2	0	0	0	0	0	7	1.8		
20	JANKOVICH, Michael	10-0	20:26	2.0	5-7	.714	4-6	.667	0-0	.000	0	0	0	0.0	1	0	0	0	0	1	14	1.4		
21	CLEMENCE, Zach	18-0	106:54	5.9	10-31	.323	3-15	.200	2-6	.333	8	17	25	1.4	16	0	2	7	6	2	25	1.4		
35	EJIOFOR, Zuby	22-0	118:05	5.4	12-19	.632	0-0	.000	5-10	.500	14	25	39	1.8	17	0	4	12	13	3	29	1.3		
5	CUFFE, JR., Kyle	2-0	06:13	3.1	0-2	.000	0-0	.000	0-2	.000	1	0	1	0.5	0	0	0	0	0	0	0	0.0		
22	WILHITE, Dillon	5-0	07:02	1.4	0-0	.000	0-0	.000	0-0	.000	0	1	1	0.2	3	0	0	1	0	0	0	0.0		
Team											42	45	87					10						
Total		31	6250		860-1854	.464	220-633	.348	403-557	.724	308	817	1125	36.3	520	9	524	377	121	271	2343	75.6		
Opponents		31	6250		745-1805	.413	204-647	.315	421-582	.723	322	761	1083	34.9	497	6	343	441	92	187	2115	68.2		

Team Statistics

	KU	OPP
Scoring	2343	2115
Points per game	75.6	68.2
Scoring margin	+7.4	-
Field goals-att	860-1854	745-1805
Field goal pct	.464	.413
3 point fg-att	220-633	204-647
3-point FG pct	.348	.315
3-pt FG made per game	7.1	6.6
Free throws-att	403-557	421-582
Free throw pct	.724	.723
F-Throws made per game	13.0	13.6
Rebounds	1125	1083
Rebounds per game	36.3	34.9
Rebounding margin	+1.4	-
Assists	524	343
Assists per game	16.9	11.1
Turnovers	377	441
Turnovers per game	12.2	14.2
Turnover margin	+2.1	-
Assist/turnover ratio	1.4	0.8
Steals	271	187
Steals per game	8.7	6.0
Blocks	121	92
Blocks per game	3.9	3.0
Winning streak	0	-
Home win streak	5	-
Attendance	260800	139212
Home games-Avg/Game	16-16300	11-12656
Neutral site-Avg/Game	-	4-5077

Team Results

Date	Opponent		Score	Att.
11/07/2022	Omaha	W	89-64	16300
11/10/2022	North Dakota St.	W	82-59	16300
11/15/2022	vs Duke	W	69-64	15828
11/18/2022	Southern Utah	W	82-76	16300
11/23/2022	vs NC State	W	80-74	1275
11/24/2022	vs Wisconsin	Wot	69-68	1185
11/25/2022	vs Tennessee	L	50-64	2018
11/28/2022	Texas Southern	W	87-55	16300
12/01/2022	Seton Hall	W	91-65	16300
12/10/2022	at Missouri	W	95-67	15061
12/17/2022	Indiana	W	84-62	16300
12/22/2022	Harvard	W	68-54	16300
12/31/2022	Oklahoma St.	W	69-67	16300
01/03/2023	at Texas Tech	W	75-72	14385
01/07/2023	at West Virginia	W	76-62	14135
01/10/2023	Oklahoma	W	79-75	16300
01/14/2023	Iowa St.	W	62-60	16300
01/17/2023	at Kansas St.	Lot	82-83	11000
01/21/2023	TCU	L	60-83	16300
01/23/2023	at Baylor	L	69-75	10219
01/28/2023	at Kentucky	W	77-68	20418
01/31/2023	Kansas St.	W	90-78	16300
02/04/2023	at Iowa St.	L	53-68	14267
02/06/2023	Texas	W	88-80	16300
02/11/2023	at Oklahoma	W	78-55	9418
02/14/2023	at Oklahoma St.	W	87-76	11165
02/18/2023	Baylor	W	87-71	16300
02/20/2023	at TCU	W	63-58	7831
02/25/2023	West Virginia	W	76-74	16300
02/28/2023	Texas Tech	W	67-63	16300
03/04/2023	at Texas	L	59-75	11313

2022-23 CONFERENCE ONLY STATS

Game Records

Record	Overall	Home	Away	Neutral
ALL GAMES	13-5	8-1	5-4	0-0
CONFERENCE	13-5	8-1	5-4	0-0
NON-CONFERENCE	0-0	0-0	0-0	0-0

Score by Periods

Team	1st	2nd	OT	TOT
Kansas	631	679	10	1320
Opponents	635	629	11	1275

Team Box Score

No.	Player				Total		3-Point		F-Throw		Rebounds													
		GP-GS	MIN	AVG	FG-FGA	FG%	3FG-3FGA	3FG%	FT-FTA	FT%	OFF	DEF	TOT	AVG	PF	DQ	A	TO	BLK	STL	PTS	AVG		
10	WILSON, Jalen	18-18	647:13	36.0	110-271	.406	34-104	.327	83-105	.790	26	117	143	7.9	45	0	39	45	13	13	337	18.7		
4	DICK, Gradey	18-18	597:11	33.2	80-192	.417	38-105	.362	46-53	.868	17	72	89	4.9	46	1	29	25	6	25	244	13.6		
24	ADAMS, JR., KJ	18-18	509:11	28.3	80-136	.588	0-2	.000	46-70	.657	40	42	82	4.6	51	2	29	29	14	8	206	11.4		
15	MCCULLAR, Kevin	18-18	573:18	31.8	59-142	.415	12-49	.245	60-78	.769	17	102	119	6.6	61	2	49	35	12	31	190	10.6		
3	HARRIS, Dajuan	18-18	647:39	36.0	68-151	.450	22-47	.468	9-18	.500	13	34	47	2.6	25	0	107	31	6	36	167	9.3		
1	YESUFU, Joseph	17-0	202:32	11.9	22-69	.319	11-43	.256	6-7	.857	0	20	20	1.2	19	0	7	6	0	9	61	3.6		
21	CLEMENCE, Zach	9-0	54:47	6.1	10-19	.526	3-6	.500	2-6	.333	4	8	12	1.3	10	0	1	4	4	2	25	2.8		
23	UDEH JR., Ernest	13-0	101:49	7.8	15-15	1.000	0-0	.000	4-10	.400	10	12	22	1.7	26	1	5	7	8	13	34	2.6		
31	MARTIN, Cam	2-0	06:19	3.2	2-2	1.000	0-0	.000	0-0	.000	2	0	2	1.0	1	0	0	0	0	0	4	2.0		
0	PETTIFORD, Bobby	16-0	171:58	10.7	13-27	.481	2-7	.286	2-3	.667	3	15	18	1.1	14	0	16	18	0	3	30	1.9		
20	JANKOVICH, Michael	4-0	07:31	1.9	2-3	.667	2-3	.667	0-0	.000	0	0	0	0.0	0	0	0	0	0	1	6	1.5		
35	EJIOFOR, Zuby	10-0	47:33	4.8	3-5	.600	0-0	.000	2-4	.500	2	7	9	0.9	4	0	3	5	4	0	8	0.8		
11	RICE, MJ	11-0	56:28	5.1	4-11	.364	0-0	.000	0-0	.000	6	5	11	1.0	8	0	2	6	0	3	8	0.7		
22	WILHITE, Dillon	1-0	01:32	1.5	0-0	.000	0-0	.000	0-0	.000	0	1	1	1.0	0	0	0	1	0	0	0	0.0		
Team											28	27	55					6						
Total		18	3625		468-1043	.449	124-366	.339	260-354	.734	168	462	630	35.0	310	6	287	218	67	144	1320	73.3		
Opponents		18	3625		447-1057	.423	123-367	.335	258-346	.746	189	452	641	35.6	301	4	201	235	52	111	1275	70.8		

Team Statistics

	KU	OPP
Scoring	1320	1275
Points per game	73.3	70.8
Scoring margin	+2.5	-
Field goals-att	468-1043	447-1057
Field goal pct	.449	.423
3 point fg-att	124-366	123-367
3-point FG pct	.339	.335
3-pt FG made per game	6.9	6.8
Free throws-att	260-354	258-346
Free throw pct	.734	.746
F-Throws made per game	14.4	14.3
Rebounds	630	641
Rebounds per game	35.0	35.6
Rebounding margin	-0.6	-
Assists	287	201
Assists per game	15.9	11.2
Turnovers	218	235
Turnovers per game	12.1	13.1
Turnover margin	+0.9	-
Assist/turnover ratio	1.3	0.9
Steals	144	111
Steals per game	8.0	6.2
Blocks	67	52
Blocks per game	3.7	2.9
Winning streak	0	-
Home win streak	5	-
Attendance	146700	103733
Home games-Avg/Game	9-16300	9-11526
Neutral site-Avg/Game	-	0-0

Team Results

Date	Opponent		Score	Att.
12/31/2022	Oklahoma St.	W	69-67	16300
01/03/2023	at Texas Tech	W	75-72	14385
01/07/2023	at West Virginia	W	76-62	14135
01/10/2023	Oklahoma	W	79-75	16300
01/14/2023	Iowa St.	W	62-60	16300
01/17/2023	at Kansas St.	Lot	82-83	11000
01/21/2023	TCU	L	60-83	16300
01/23/2023	at Baylor	L	69-75	10219
01/31/2023	Kansas St.	W	90-78	16300
02/04/2023	at Iowa St.	L	53-68	14267
02/06/2023	Texas	W	88-80	16300
02/11/2023	at Oklahoma	W	78-55	9418
02/14/2023	at Oklahoma St.	W	87-76	11165
02/18/2023	Baylor	W	87-71	16300
02/20/2023	at TCU	W	63-58	7831
02/25/2023	West Virginia	W	76-74	16300
02/28/2023	Texas Tech	W	67-63	16300
03/04/2023	at Texas	L	59-75	11313

KANSAS VS. WEST VIRGINIA IN 2022-23

Game Records

Record	Overall	Home	Away	Neutral
ALL GAMES	2-0	1-0	1-0	0-0
CONFERENCE	2-0	1-0	1-0	0-0
NON-CONFERENCE	0-0	0-0	0-0	0-0

Score by Periods

Team	1st	2nd	OT	TOT
Kansas	77	75	0	152
Opponents	68	68	0	136

Team Box Score

No.	Player				Total		3-Point		F-Throw		Rebounds											
		GP-GS	MIN	AVG	FG-FGA	FG%	3FG-3FGA	3FG%	FT-FTA	FT%	OFF	DEF	TOT	AVG	PF	DQ	A	TO	BLK	STL	PTS	AVG
4	DICK, Gradey	2-2	62:34	31.3	9-17	.529	9-14	.643	5-6	.833	2	9	11	5.5	6	0	5	4	0	3	32	16.0
15	MCCULLAR, Kevin	2-2	73:10	36.6	9-20	.450	4-8	.500	6-6	1.000	2	10	12	6.0	5	0	3	5	1	5	28	14.0
3	HARRIS, Dajuan	2-2	67:20	33.7	11-19	.579	5-9	.556	1-2	.500	0	4	4	2.0	4	0	10	1	0	7	28	14.0
24	ADAMS, JR., KJ	2-2	66:35	33.3	10-19	.526	0-1	.000	7-11	.636	6	3	9	4.5	8	1	5	1	2	2	27	13.5
10	WILSON, Jalen	2-2	70:18	35.2	8-21	.381	2-7	.286	7-10	.700	5	15	20	10.0	5	0	4	8	1	0	25	12.5
0	PETTIFORD, Bobby	2-0	22:17	11.1	2-3	.667	0-0	.000	1-1	1.000	1	3	4	2.0	5	0	2	5	0	0	5	2.5
1	YESUFU, Joseph	2-0	25:48	12.9	2-8	.250	1-5	.200	0-0	.000	0	3	3	1.5	2	0	0	3	0	1	5	2.5
21	CLEMENCE, Zach	1-0	03:11	3.2	1-1	1.000	0-0	.000	0-0	.000	0	0	0	0.0	2	0	0	0	0	0	2	2.0
23	UDEH JR., Ernest	1-0	02:56	2.9	0-0	.000	0-0	.000	0-0	.000	0	1	1	1.0	2	0	0	2	0	0	0	0.0
11	RICE, MJ	1-0	01:47	1.8	0-0	.000	0-0	.000	0-0	.000	0	0	0	0.0	0	0	0	0	0	0	0	0.0
35	EJIOFOR, Zuby	1-0	04:03	4.0	0-0	.000	0-0	.000	0-0	.000	0	2	2	2.0	1	0	0	1	1	0	0	0.0
Team											1	2	3					2				
Total		2	400		52-108	.481	21-44	.477	27-36	.750	17	52	69	34.5	40	1	29	32	5	18	152	76.0
Opponents		2	400		48-118	.407	10-41	.244	30-42	.714	26	43	69	34.5	31	0	19	32	5	11	136	68.0

Team Statistics

	KU	OPP
Scoring	152	136
Points per game	76.0	68.0
Scoring margin	+8.0	-
Field goals-att	52-108	48-118
Field goal pct	.481	.407
3 point fg-att	21-44	10-41
3-point FG pct	.477	.244
3-pt FG made per game	10.5	5.0
Free throws-att	27-36	30-42
Free throw pct	.750	.714
F-Throws made per game	13.5	15.0
Rebounds	69	69
Rebounds per game	34.5	34.5
Rebounding margin	0.0	-
Assists	29	19
Assists per game	14.5	9.5
Turnovers	32	32
Turnovers per game	16.0	16.0
Turnover margin	0.0	-
Assist/turnover ratio	0.9	0.6
Steals	18	11
Steals per game	9.0	5.5
Blocks	5	5
Blocks per game	2.5	2.5
Winning streak	2	-
Home win streak	1	-
Attendance	16300	14135
Home games-Avg/Game	1-16300	1-14135
Neutral site-Avg/Game	-	0-0

Team Results

Date	Opponent		Score	Att.
01/07/2023	at West Virginia	W	76-62	14135
02/25/2023	West Virginia	W	76-74	16300

KANSAS VS. TEXAS TECH IN 2022-23

Game Records

Record	Overall	Home	Away	Neutral
ALL GAMES	2-0	1-0	1-0	0-0
CONFERENCE	2-0	1-0	1-0	0-0
NON-CONFERENCE	0-0	0-0	0-0	0-0

Score by Periods

Team	1st	2nd	OT	TOT
Kansas	73	69	0	142
Opponents	57	78	0	135

Team Box Score

No.	Player				Total		3-Point		F-Throw		Rebounds											
		GP-GS	MIN	AVG	FG-FGA	FG%	3FG-3FGA	3FG%	FT-FTA	FT%	OFF	DEF	TOT	AVG	PF	DQ	A	TO	BLK	STL	PTS	AVG
10	WILSON, Jalen	2-2	76:59	38.5	12-32	.375	3-14	.214	10-12	.833	1	10	11	5.5	3	0	5	2	2	2	37	18.5
3	HARRIS, Dajuan	2-2	73:27	36.7	13-19	.684	7-9	.778	1-2	.500	0	1	1	0.5	3	0	8	4	1	4	34	17.0
24	ADAMS, JR., KJ	2-2	64:08	32.1	9-17	.529	0-0	.000	3-6	.500	5	8	13	6.5	3	0	3	3	2	2	21	10.5
15	MCCULLAR, Kevin	2-2	64:08	32.1	8-21	.381	3-8	.375	2-2	1.000	2	9	11	5.5	7	0	3	2	2	2	21	10.5
4	DICK, Gradey	2-2	66:11	33.1	5-18	.278	1-10	.100	4-4	1.000	3	10	13	6.5	2	0	7	4	2	4	15	7.5
0	PETTIFORD, Bobby	2-0	27:31	13.8	3-7	.429	1-3	.333	0-0	.000	0	4	4	2.0	1	0	6	2	0	0	7	3.5
1	YESUFU, Joseph	1-0	09:20	9.3	1-3	.333	1-3	.333	0-0	.000	0	0	0	0.0	2	0	0	0	0	0	3	3.0
31	MARTIN, Cam	1-0	03:52	3.9	1-1	1.000	0-0	.000	0-0	.000	1	0	1	1.0	0	0	0	0	0	0	2	2.0
23	UDEH JR., Ernest	1-0	06:31	6.5	1-1	1.000	0-0	.000	0-0	.000	1	0	1	1.0	2	0	1	0	0	0	2	2.0
11	RICE, MJ	1-0	02:24	2.4	0-0	.000	0-0	.000	0-0	.000	0	0	0	0.0	0	0	1	0	0	0	0	0.0
35	EJIOFOR, Zuby	1-0	05:29	5.5	0-0	.000	0-0	.000	0-0	.000	0	1	1	1.0	0	0	1	0	2	0	0	0.0
Team											2	7	9									
Total		2	400		53-119	.445	16-47	.340	20-26	.769	15	50	65	32.5	23	0	35	17	11	14	142	71.0
Opponents		2	400		51-116	.440	13-37	.351	20-26	.769	17	53	70	35.0	21	0	19	25	5	9	135	67.5

Team Statistics

	KU	OPP
Scoring	142	135
Points per game	71.0	67.5
Scoring margin	+3.5	-
Field goals-att	53-119	51-116
Field goal pct	.445	.440
3 point fg-att	16-47	13-37
3-point FG pct	.340	.351
3-pt FG made per game	8.0	6.5
Free throws-att	20-26	20-26
Free throw pct	.769	.769
F-Throws made per game	10.0	10.0
Rebounds	65	70
Rebounds per game	32.5	35.0
Rebounding margin	-2.5	-
Assists	35	19
Assists per game	17.5	9.5
Turnovers	17	25
Turnovers per game	8.5	12.5
Turnover margin	+4.0	-
Assist/turnover ratio	2.1	0.8
Steals	14	9
Steals per game	7.0	4.5
Blocks	11	5
Blocks per game	5.5	2.5
Winning streak	2	-
Home win streak	1	-
Attendance	16300	14385
Home games-Avg/Game	1-16300	1-14385
Neutral site-Avg/Game	-	0-0

Team Results

Date	Opponent		Score	Att.
01/03/2023	at Texas Tech	W	75-72	14385
02/28/2023	Texas Tech	W	67-63	16300

2022-23 INDIVIDUAL SUPERLATIVES

CATEGORY	KANSAS	OPPONENT
Points Scored	38 by Jalen Wilson at Kansas State (1.17.23)	29 by Marcus Carr of Texas (2.6.23)
Total Field Goals	12 by Jalen Wilson at Kansas State (1.17.23) 12 by Jalen Wilson vs. Southern Utah (11.18.22)	10, by Marcus Carr of Texas (2.6.23) 10, by Kalib Boone of Oklahoma State (2.14.23)
Total FGs Attempted	26 by Jalen Wilson vs. Duke (11.15.22)	27 by Tevian Jones of Southern Utah (11.18.22)
Highest FG% (5 made)	100.0 (6-6) by KJ Adams Jr. at Kansas State (1.17.23) 100.0 (6-6) by KJ Adams Jr. vs. Oklahoma State (12.31.22)	87.5 (7-8) by Shahada Wells of TCU (1.21.23)
Highest FG% (10 made)	58.8 (10-17) by Jalen Wilson vs. Harvard (12.22.22) 58.8 (10-17) by Gradey Dick at Oklahoma State (2.14.23)	66.7 (10-15) by Kalib Boone at Oklahoma State (2.14.23)
3-Point Field Goals	6 by Gradey Dick vs. NC State (11.23.22)	7 by Bryce Thompson of Oklahoma State (12.31.22)
3-Pt. FGs Attempted	12 by Gradey Dick vs. NC State (11.23.22)	14 by Santiago Vescovi of Tennessee (11.25.22)
3-Point FG% (min. 3 made)	100.0 (5-5) by Dajuan Harris Jr. at Texas Tech (1.3.23)	80.0 (4-5) by Maizen Fausett of Southern Utah (11.18.22)
Free Throws	11 by Jalen Wilson at Kansas State (1.17.23)	8 by Keyontae Johnson of Kansas State (1.17.23) 8 by Desi Sills of Kansas State (1.17.23)
Free Throws Attempted	14 by Jalen Wilson vs. Wisconsin (11.24.22)	12 by Kalib Boone of Oklahoma State (2.14.23)
Free Throw % (min. 5 made)	100.0 (8-8) by Kevin McCullar Jr. vs. Baylor (1.23.23) 100.0 (6-6) by Jalen Wilson at Texas (3.4.23)	100.0 (6-6) by Pop Isaacs of Texas Tech (2.28.23) 100.0 (6-6) by Grant Sherfield of Oklahoma (1.10.23)
Offensive Rebounds	8 by KJ Adams Jr. vs. Omaha (11.7.22)	7 by Fardaws Aimaq of Texas Tech (2.28.23)
Defensive Rebounds	14 by Jalen Wilson vs. Wisconsin (11.24.22)	12 by Jaylon Tyson of Texas Tech (2.28.23)
Total Rebounds	14 by Jalen Wilson at West Virginia (1.7.23) 14 by Jalen Wilson vs. Wisconsin (11.24.22)	18 by Fardaws Aimaq (2.28.23)
Assists	11 by Dajuan Harris Jr. at Kansas State (1.17.23)	10 by Tamin Lipsey of Iowa State (2.4.23)
Turnovers	5, 3x, last by Gradey Dick at Iowa State (2.4.23)	7 by Kadary Richmond of Seton Hall (12.1.22)
Blocked Shots	4 by Ernest Udeh Jr. vs. Duke (11.15.22)	9 by Trayce Jackson-Davis of Indiana (12.17.22)
Steals	6 by Dajuan Harris Jr. vs. West Virginia (2.25.23)	5 by Carson Wallace of Kentucky (1.28.23)
Minutes Played (including OT)	45 by Jalen Wilson at Kansas State (1.17.23)	43 by Max Klesmit of Wisconsin (11.24.22)

TEAM SUPERLATIVES

KANSAS HIGH	KANSAS LOW	CATEGORY	OPPONENT HIGH	OPPONENT LOW
95 vs. Missouri (12.10.22)	50 vs. Tennessee (11.25.22)	Points	83 by TCU (1.21.23) 83 by Kansas State (1.17.23)	54 by Harvard (12.22.22)
55 (2nd) vs. Baylor (2.18.23)	21 (1st) at Iowa State (2.4.23)	Points/Half	48 (1st) by TCU (1.21.23)	20 (1st) by Wisconsin (11.24.22)
10 at Kansas State (1.17.23)	6 vs. Wisconsin (11.24.22)	Points/OT	11 by Kansas State (1.17.23)	5 by Wisconsin (11.24.22)
36 vs. Omaha (11.7.22)	17 at Iowa State (2.4.23) 17 vs. Tennessee (11.25.22)	Field Goals	31 by TCU (1.21.23)	20 by West Virginia (1.7.23) 20 by Indiana (12.17.22)
72 vs. North Dakota State (11.10.22)	44 at Iowa State (2.4.23)	Field Goal Attempts	74 by Southern Utah (11.18.22)	48 by Seton Hall (12.1.22)
57.4 (35-61) at Missouri (12.10.22)	32.1 (17-53) vs. Tennessee (11.25.22)	Field Goal Percentage	54.4 (31-57) by TCU (1.21.23)	35.1 (20-57) by West Virginia (1.7.23)
13 vs. Texas Southern (11.28.22)	2 vs. Texas (2.6.23)	3-Point Field Goals	13 by Oklahoma State (12.31.22)	2 by Kentucky (1.28.23) 2 by Oklahoma (1.10.23)
29, 3x, last at Kansas State (1.17.23)	10, 2x, last at Oklahoma (2.11.23)	3-Point Field Goal Attempts	32 by North Dakota State (11.10.22)	13 by Kentucky (1.28.23)
47.8 (11-23) vs. Oklahoma State (12.31.22)	15.8 (3-19) vs. Duke (11.15.22)	3-Point Field Goal Percentage	53.3 (8-15) by TCU (1.21.23)	11.8 (2-17) by Oklahoma (1.10.23)
31 vs. Oklahoma (1.10.23)	2 at Texas Tech (1.3.23)	Free Throws Made	26 by Kansas State (1.17.23)	5 by Harvard (12.22.22) 5 by Texas Southern (11.28.22)
39 vs. Oklahoma (1.10.23)	4 at Texas Tech (1.3.23)	Free Throw Attempts	33 by Kansas State (1.17.23)	9 by Texas Southern (11.28.22)
100.0 (16-16) vs. Baylor (1.23.23) 100.0 (8-8) vs. Harvard (12.22.22)	50.0 (2-4) at Texas Tech (1.3.23) 50.0 (5-10) vs. North Dakota State (11.10.22)	Free Throw Percentage	83.3 (10-12) by Texas Tech (1.3.23)	35.7 (5-14) by Harvard (12.22.22)
16 vs. Omaha (11.7.22)	4 vs. Texas Tech (2.28.23)	Offensive Rebounds	21 by Duke (11.15.22)	4 by Texas (3.4.23)
36 vs. Wisconsin (11.24.22)	17 vs. Tennessee (11.25.22)	Defensive Rebounds	35 by Southern Utah (11.18.22)	16 by Seton Hall (12.1.22)
50 vs. Wisconsin (11.24.22)	27 vs. Tennessee (11.25.22)	Rebounds	46 by Duke (11.15.22)	25 by Texas Southern (11.28.22)
25 at Kansas State (1.17.23)	11 at Texas Tech (1.3.23) 11 vs. Texas Southern (11.28.22)	Fouls	24 by Kansas State (1.17.23)	6 by Texas Tech (1.3.23)
3 at Kansas State (1.17.23)	0, 23x, last at Texas (3.4.23)	DQs	1, 7x, last by Oklahoma (2.11.23)	0, 23x, last by Texas (3.4.23)
26 at Oklahoma State (2.14.23)	10 at Texas (3.4.23)	Assists	19 by Texas (3.4.23)	5 by Oklahoma (2.11.23)
20 at Iowa State (2.4.23)	4 vs. Baylor (2.18.23)	Turnovers	24, 2x, last by Oklahoma (2.11.22)	6 by Wisconsin (11.24.22)
13 vs. vs. Duke (11.15.22)	0 vs. NC State (11.23.22)	Blocked Shots	9 by Indiana (12.17.22)	0, 3x, last by Texas Tech (2.28.23)
17 vs. Indiana (12.17.22)	5, 3x, last at Iowa State (2.4.23)	Steals	12 by Kansas State (1.17.23)	1 by Baylor (2.18.23)

2022-23 INDIVIDUAL LEADERS GAME-BY-GAME

OPPONENT	SCORE	W/L	POINTS	REBOUNDS	ASSISTS	STEALS	BLOCKS
OMAHA (11/7)	89-64	W	23-Gradey Dick	11-Jalen Wilson	8-Dajuan Harris	2-Dick, McCullar, Pettiford	1-Adams, Harris, McCullar, Ejiofor
NORTH DAKOTA STATE (11/10)	82-59	W	21-Jalen Wilson	9-Jalen Wilson	8-Dajuan Harris	2-Harris, Pettiford	2-Harris, McCullar
vs. Duke (11/15)	69-64	W	25-Jalen Wilson	11-Jalen Wilson	10-Dajuan Harris	1-Adams, Dick, McCullar, Wilson, Yesufu	4-Udeh
SOUTHERN UTAH (11/18)	82-76	W	33-Jalen Wilson	8-Kevin McCullar	4-Wilson, McCullar	4-Dajuan Harris	3-KJ Adams
vs. NC State (11/23)	80-74	W	25-Gradey Dick	11-Wilson, McCullar	6-Dajuan Harris	3-Dajuan Harris	-
vs. Wisconsin (11/24)	69-69 (OT)	W	29-Jalen Wilson	14-Jalen Wilson	7-Dajuan Harris	3-Dajuan Harris	1-Harris, McCullar
vs. Tennessee (11/25)	50-64	L	14-Wilson, Yesufu	7-Adams, McCullar	3-Wilson, Adams	2-Adams, Harris, McCullar	1-Zuby Ejiofor
TEXAS SOUTHERN (11/28)	87-55	W	22-Jalen Wilson	6-Gradey Dick	9-Dajuan Harris	3-Dick, Harris	1-Adams, Ejiofor, Wilson
SETON HALL (12/1)	91-65	W	17-Kevin McCullar	13-Jalen Wilson	7-Dajuan Harris	4-Kevin McCullar	1- Adams, Clemence, Wilson
at Missouri (12/10)	95-67	W	24-Jalen Wilson	10-Jalen Wilson	9-Dajuan Harris	5-Kevin McCullar	1-KJ Adams
INDIANA (12/17)	84-62	W	20-Gradey Dick	11-Kevin McCullar	10-Dajuan Harris	5-Dick, McCullar	1-Adams, Dick, Ejiofor, McCullar
HARVARD (12/22)	68-54	W	21-Jalen Wilson	11-Kevin McCullar	4-Dajuan Harris	4-KJ Adams	2-Adams, McCullar
OKLAHOMA STATE (12/31)	69-67	W	20-Jalen Wilson	9-Gradey Dick	9-Dajuan Harris	2-Kevin McCullar	1-McCullar, Wilson
at Texas Tech (1/3)	75-72	W	18-Dajuan Harris	8-Gradey Dick	6-Bobby Pettiford	3-Gradey Dick	2-Zuby Ejiofor
at West Virginia (1/7)	76-62	W	16-Gradey Dick	14-Jalen Wilson	4-Dajuan Harris	3-Kevin McCullar	2-KJ Adams
OKLAHOMA (1/10)	79-75	W	22-KJ Adams	8-McCullar, Wilson	5-Dajuan Harris	4-Kevin McCullar	2-Adams, Wilson
IOWA STATE (1/14)	62-60	W	21-Gradey Dick	11-Jalen Wilson	6-Dajuan Harris	3-Kevin McCullar	2-Harris, Wilson
at Kansas State (1/17)	82-83 (OT)	L	38-Jalen Wilson	9-Jalen Wilson	11-Dajuan Harris	4-Gradey Dick	2-Dick, Wilson
TCU (1/21)	60-83	L	30-Jalen Wilson	7-Jalen Wilson	8-Dajuan Harris	2-Harris, Udeh	1-Adams, Dick, Udeh
at Baylor (1/23)	69-75	L	24-Gradey Dick	12-Kevin McCullar	4-Harris, McCullar	2-Kevin McCullar	1-Wilson, Adams, Harris, McCullar
at Kentucky (1/28)	77-68	W	22-Jalen Wilson	12-Kevin McCullar	8-Dajuan Harris	2-Adams, Dick, McCullar, Wilson	1-McCullar, Rice
KANSAS STATE (1/31)	90-78	W	20-Jalen Wilson	13- Kevin McCullar	4- Wilson, McCullar	2- McCullar, Clemence	3- Udeh, Clemence
at Iowa State (2/4)	53-68	L	26-Jalen Wilson	11-Kevin McCullar	3-Harris, Adams, Pettiford	2-Dajuan Harris	1-Adams, Harris, McCullar, Clemence
TEXAS (2/6)	88-80	W	21-Gradey Dick	8-KJ Adams Jr.	6-Kevin McCullar	4-Dajuan Harris	2-Jalen Wilson
at Oklahoma (2/11)	78-55	W	18-Jalen Wilson	5-Wilson, Dick, McCullar	5-Wilson, McCullar	5-Jalen Wilson	2-Ernest Udeh
at Oklahoma State (2/14)	87-76	W	26-Gradey Dick	5-Gradey Dick	9-Dajuan Harris	3-Joseph Yesufu	1-Kevin McCullar
BAYLOR (2/18)	87-71	W	21-Jalen Wilson	13-Jalen Wilson	9-Dajuan Harris	2-Harris, Dick	1-Adams, McCullar, Udeh
at TCU (2/20)	63-58	W	19-Gradey Dick	13-Jalen Wilson	8-Dajuan Harris	3-Ernest Udeh Jr.	2-Kevin McCullar
WEST VIRGINIA (2/25)	76-74	W	17- Dajuan Harris	6- Dick, Wilson, Adams Jr.	6- Dajuan Harris	6- Dajuan Harris	1- Wilson, McCullar
TEXAS TECH (2/28)	67-63	W	21-Jalen Wilson	9-Kevin McCullar	5-Dajuan Harris	2-Dajuan Harris	2-Wilson, Dick, McCullar
at Texas (3/4)	59-75	L	23-Jalen Wilson	10-Jalen Wilson	7-Dajuan Harris	2-Dajuan Harris	1-Kevin McCullar

2022-23 LEAD/DEFICIT BREAKDOWN GAME-BY-GAME

Opponent	FIRST HALF SCORE			SECOND HALF SCORE			FINAL SCORE			LARGEST TIMES		LEAD	TIME LED	MIN. (40 max)
	KU	OPP	MARGIN	KU	OPP	MARGIN	KU	OPP	MARGIN	LEAD	DEFICIT	TIED	CHANGES	
OMAHA (11/7)	46	33	+13	43	31	+12	89	64	+25	28	2	2	2	37:54
NORTH DAKOTA STATE (11/10)	48	19	+29	34	40	(6)	82	59	+23	34	-	-	-	38:55
vs. Duke (11/15)	33	29	+4	36	35	+1	69	64	+5	11	6	3	11	23:06
SOUTHERN UTAH (11/18)	41	39	+2	41	37	+4	76	82	+6	8	6	4	25	22:43
vs. NC State (11/23)	39	31	+8	41	43	(2)	80	74	+6	9	3	10	5	25:52
vs. Wisconsin (11/24) (OT)	33	20	+13	30	43	(13)	69	68	+1	15	3	8	10	33:15
vs. Tennessee (11/25)	25	33	(8)	25	31	(6)	50	64	(14)	-	18	-	-	-
TEXAS SOUTHERN (11/28)	40	25	+15	47	30	+17	87	55	+32	34	2	-	1	38:34
SETON HALL (12/1)	40	29	+11	51	36	+15	91	65	+26	31	1	2	2	37:31
at Missouri (12/10)	50	33	+17	45	34	+11	95	67	+28	29	2	2	1	37:50
INDIANA (12/17)	44	29	+15	40	33	+7	84	62	+22	24	-	-	-	38:46
HARVARD (12/22)	32	23	+9	36	31	+5	68	54	+14	14	4	7	3	24:58
OKLAHOMA STATE (12/31)	30	45	(15)	39	22	+17	69	67	+2	3	15	5	6	7:57
at Texas Tech (1/3)	43	36	+7	32	36	(4)	75	72	+3	12	8	3	9	28:23
at West Virginia (1/7)	42	35	+7	34	27	+7	76	62	+14	22	4	1	1	36:56
OKLAHOMA (1/10)	36	34	+2	43	41	+2	79	75	+4	7	10	9	14	16:26
IOWA STATE (1/14)	29	28	+1	33	32	+1	62	60	+2	7	5	8	15	25:27
at Kansas State (1/17)	39	44	(5)	33	28	+5	82	83	(1)	2	14	13	9	4:38
TCU (1/21)	38	48	(10)	22	35	(13)	60	83	(23)	2	25	-	3	00:37
at Baylor (1/23)	34	41	(7)	35	34	+1	69	75	(6)	1	13	1	2	00:52
at Kentucky (1/28)	41	34	+7	36	34	+2	77	68	+9	9	4	3	5	30:11
KANSAS STATE (1/31)	49	37	+12	41	41	0	90	78	+12	16	1	2	2	36:32
at Iowa State (2/4)	21	33	(12)	32	35	(3)	53	68	(15)	1	19	0	2	1:03
TEXAS (2/6)	42	35	+7	46	45	+1	88	80	+8	14	-	2	0	38:09
at Oklahoma (2/11)	35	22	+13	43	33	+10	78	55	+23	26	7	-	3	26:21
at Oklahoma State (2/14)	39	37	+2	48	39	+9	87	76	+11	12	5	6	12	24:50
BAYLOR (2/18)	32	45	(13)	55	26	+29	87	71	+16	18	17	6	6	17:25
at TCU (2/20)	33	29	+4	30	29	+1	63	58	+5	7	4	6	6	15:50
WEST VIRGINIA (2/25)	35	33	+2	41	41	0	76	74	+2	8	9	9	15	24:42
TEXAS TECH (2/28)	30	21	+9	37	42	(5)	67	63	+4	9	3	1	3	34:10
at Texas (3/4)	24	32	(8)	35	43	(8)	59	75	(16)	2	17	1	1	2:49
TOTALS	1,143	1,011	+132	1,184	1,087	+97	2,343	2,115	+228					
AVG/GM - OVERALL	36.9	32.6	+4.3	38.2	35.1	+3.1	75.6	68.2	+7.4					
CONFERENCE TOTALS	631	635	(4)	679	629	+50	1,320	1,275	+45					
AVG/GM - CONFERENCE	35.1	35.3	(0.2)	37.7	34.9	+2.8	73.3	70.8	+2.5					

2022-23 SPECIALTY SCORING STATS

Opponent	PAINT			OFF TURNOVERS			2ND CHANCE			FAST BREAK			BENCH		
	KU	OPP	MARGIN	KU	OPP	MARGIN	KU	OPP	MARGIN	KU	OPP	MARGIN	KU	OPP	MARGIN
OMAHA (11/7)	48	30	+18	18	6	+12	15	7	+8	22	8	+14	22	18	+4
NORTH DAKOTA STATE (11/10)	46	22	+24	22	7	+15	10	4	+6	14	2	+12	34	18	+16
vs. Duke (11/15)	48	42	+6	19	12	+7	12	19	(7)	12	6	+6	4	9	(5)
SOUTHERN UTAH (11/18)	50	34	+16	14	17	(3)	5	17	(12)	19	11	+8	4	12	(8)
vs. NC State (11/23)	28	18	+10	19	16	+3	19	15	+4	16	22	(6)	4	8	(4)
vs. Wisconsin (11/24)	26	34	(8)	4	13	(9)	11	10	+1	7	5	+2	2	22	(20)
vs. Tennessee (11/25)	18	20	(2)	21	18	+3	8	16	(8)	8	1	+7	16	21	(5)
TEXAS SOUTHERN (11/28)	28	28	+0	22	14	+8	5	8	(3)	20	11	+9	21	6	+15
SETON HALL (12/1)	40	34	+6	22	13	+9	9	10	(1)	13	8	+5	23	16	+7
at Missouri (12/10)	46	28	+18	28	15	+13	8	4	+4	22	10	+12	9	10	(1)
INDIANA (12/17)	50	24	+26	28	13	+15	8	8	-	22	12	+10	21	21	-
HARVARD (12/22)	40	24	+16	19	10	+9	14	6	+8	14	3	+11	8	7	+1
OKLAHOMA STATE (12/31)	24	18	+6	7	22	(15)	19	15	+4	1	6	(5)	14	17	(3)
at Texas Tech (1/3)	30	30	-	22	17	+5	9	7	+2	8	5	+3	9	8	+1
at West Virginia (1/7)	20	26	(6)	12	12	-	13	13	-	5	-	+5	9	10	(1)
OKLAHOMA (1/10)	32	38	(6)	17	7	+10	9	11	(2)	8	11	(3)	13	18	(5)
IOWA STATE (1/14)	24	30	(6)	15	15	-	3	6	(3)	8	7	+1	2	9	(7)
at Kansas State (1/17)	32	32	-	20	17	+3	10	8	+2	10	8	+2	8	31	(23)
TCU (1/21)	26	42	(16)	11	20	(9)	6	9	(3)	4	19	(15)	8	39	(31)
at Baylor (1/23)	28	18	+10	8	19	(11)	4	16	(12)	6	8	(2)	2	13	(11)
at Kentucky (1/28)	40	38	+2	10	9	+1	11	0	+11	4	10	(6)	6	12	(6)
KANSAS STATE (1/31)	28	20	+8	21	12	+9	11	6	+5	21	12	+9	19	9	+10
at Iowa State (2/4)	16	36	(20)	8	19	(11)	3	12	(9)	3	6	(3)	9	14	(5)
TEXAS (2/6)	50	42	+8	18	11	+7	19	10	+9	24	8	+16	22	21	+1
at Oklahoma (2/11)	50	28	+22	27	12	+15	5	12	(7)	17	12	+5	13	6	+7
at Oklahoma State (2/14)	40	30	+10	16	12	+4	10	14	(4)	20	5	+15	12	5	+7
BAYLOR (2/18)	40	32	+8	13	5	+8	8	11	(3)	14	5	+9	10	7	+3
at TCU (2/20)	42	30	+12	7	10	(3)	10	13	(3)	19	19	-	10	19	(9)
WEST VIRGINIA (2/25)	28	26	+2	20	25	(5)	5	11	(6)	17	7	+10	3	3	-
TEXAS TECH (2/28)	32	40	(8)	8	8	-	8	6	+2	12	6	+6	5	4	+1
at Texas (3/4)	22	28	(6)	5	8	(3)	7	5	+2	4	17	(13)	8	32	(24)
TOTALS	1,072	922	+150	501	414	+87	294	309	(15)	394	270	+124	350	445	(95)
AVG/GM - OVERALL	34.6	29.7	+4.9	16.2	13.4	+2.8	9.5	10.0	(0.5)	12.7	8.7	+4.0	11.3	14.4	(3.1)
CONFERENCE TOTALS	604	584	+20	265	260	+5	159	185	(26)	205	171	+34	182	277	(95)
AVG/GM - CONFERENCE	33.6	32.4	+1.2	14.7	14.4	+0.3	8.8	10.3	(1.5)	11.4	9.5	+1.9	10.1	15.4	(5.3)

KANSAS' RECORD WHEN...

	2022-23	Bill Self era
Leading At Half	23-0	471-35
Trailing At Half	2-6	90-90
Tied At Half	0-0	21-5
Leading With 5:00 Remaining in Regulation	23-0	533-18
Trailing With 5:00 Remaining in Regulation	2-6	39-105
Tied With 5:00 Remaining in Regulation	0-0	8-7
In Overtime	0-0	25-10
Kansas Outrebounds Opponent	17-0	433-50
Kansas Is Outrebounded	8-4	123-70
Kansas Is Tied in Rebounds	0-2	25-9
Kansas Commits More Turnovers	4-4	222-84
Opponent Commits More Turnovers	20-1	321-38
Kansas Is Tied in Turnovers	1-1	39-8
Kansas Has More Free Throw Attempts	9-3	374-41
Opponent Has More Free Throw Attempts	14-3	182-86
Kansas is Tied in Free Throw Attempts	2-0	25-3
Kansas Shoots 50% or Better	9-0	292-12
Kansas Shoots Less Than 50%	16-6	285-118
Opponent Shoots 50% or Better	2-1	12-34
Opponent Shoots Less Than 50%	23-5	569-96
Kansas Shoots Better Than Opponent	21-2	530-44
Opponent Shoots Better Than Kansas	3-4	51-83
Kansas and Opponent Tied in FG%	1-0	1-2
Kansas Bench Outscores Opponent Bench	12-0	351-44
Opponent Bench Outscores Kansas Bench	11-6	216-83
Kansas is Tied in Bench Points	2-0	14-3
Kansas Scores Between 0-59	0-3	13-23
Kansas Scores Between 60-69	7-2	95-66
Kansas Scores Between 70-79	6-0	184-26
Kansas Scores Between 80-89	9-1	181-13
Kansas Scores Between 90-99	3-0	80-2
Kansas Scores 100 or More	0-0	28-0
Opponent Scores Between 0-59	5-0	205-2
Opponent Scores Between 60-69	11-2	227-33
Opponent Scores Between 70-79	8-2	11-47
Opponent Scores Between 80-89	1-2	35-39
Opponent Scores 90 or More	0-0	4-9
On Mondays	4-1	82-19
On Tuesdays	6-1	77-22
On Wednesdays	1-0	70-6
On Thursdays	4-0	46-5
On Fridays	1-1	65-11
On Saturdays	9-3	204-57
On Sundays	0-0	35-10
In November	7-1	95-15
In December	5-0	112-15
In January	6-3	138-34
In February	7-1	127-32
In March	0-1	106-33
In April	0-0	4-1
On CBS	2-1	63-24
On CBS Sports Network	0-0	2-0
On ESPN	12-5	184-63
On ESPN2	4-0	97-17
On ESPNU	0-0	39-5
On Big 12 NOW on ESPN+	7-0	29-2
On Jayhawk TV	0-0	89-3
On Big 12 Network TV	0-0	41-6
On TBS/TNT/TruTV	0-0	18-4
On NBCSports Network	0-0	1-1
On FOX	0-0	0-2
On FS1	0-0	4-0
On Fox Sports Net	0-0	4-2
On ABC	0-0	7-2
MISCELLANEOUS STREAKS		
Kansas' All-Time Record		2,382-883
Consecutive games with a 3-point field goal		284
Consecutive games opponent under 100 points		100
Number of 100-point games in Kansas history		119
Number of 100-point games in Bill Self era		28
KU's All-Time Overtime Record		74-59
KU's last OT game	1/17/23 (Kansas 82, Kansas State 83)	
Consecutive Allen Fieldhouse Sellouts (includes pandemic)		351

2022-23 MISCELLANEOUS STATS

STARTING LINEUPS (2)													
(W-L)	1		2		3		4		5				
24-6	Harris Jr.		Dick		Wilson		McCullar Jr.		Adams Jr.				
1-0	Harris Jr.		Yesufu		Dick		Wilson		Adams Jr.				
WIN/LOSS MARGIN													
	1	2	3	4	5	6	7	8	9	10	11-15	16-29	30+
Wins	1	3	1	2	2	3	-	2	-	-	3	7	1
Losses	1	-	-	-	-	1	-	-	-	-	2	2	-
VIOLATIONS/TECHNICAL FOULS													
	3-Seconds	5-Seconds	10-Seconds	Shot Clock Exp.	Lane Viol.	Technical	Goaltending						
Kansas	-	2	-	4	1	6	4						
Opponent	-	-	1	16	-	9	1						
LEADS AND DEFICITS													
KU's Biggest Halftime Lead				29 (48-19) vs. North Dakota State (11.10.22)									
KU's Biggest Halftime Lead Blown				7 (42-35) vs. Texas (2.6.23)									
KU's Biggest Halftime Deficit				15 (30-45) vs. Oklahoma State (12.31.22)									
KU's Biggest Halftime Deficit Erased				15 (30-45) vs. Oklahoma State (12.31.22)									
KU's Biggest Overall Lead				34 (87-53) vs. Texas Southern (11.28.22)									
				34 (68-34) vs. North Dakota State (11.10.22)									
KU's Biggest Win Total				32 (87-55) vs. Texas Southern (11.28.22)									
KU's Biggest Loss Total				23 (60-83) vs. TCU (1.21.23)									
KU's Biggest Lead Blown				14 (30-16) vs. Texas (2.6.23)									
KU's Biggest Overall Deficit				25 (54-79) vs. TCU (1.21.23)									
KU's Biggest Deficit Overcome				17 (23-40) vs. Baylor (2.18.23)									
JUMP BALLS CONTROLLED (INCLUDES OT)													
Kansas	14	DOUBLE-FIGURE SCORING				29	20-PLUS POINT GAMES						
Opponents	19	Jalen Wilson				21	Jalen Wilson						
		Gradey Dick				19	Gradey Dick						
		Kevin McCullar Jr.				17	Kevin McCullar Jr.						
		KJ Adams Jr.				14	KJ Adams Jr.						
		Dajuan Harris Jr.				3							
		Joseph Yesufu				2							
		MJ Rice				2	FIRST PLAYER OFF THE BENCH						
		Bobby Pettiford Jr.				2	(sometimes multiple players)						
		Ernest Udeh Jr.				1	Bobby Pettiford Jr.						
		Zack Clemence				1	Ernest Udeh Jr.						
		Dunk					Joseph Yesufu						
		Alley-Oop					Zuby Ejiofor						
		Follow					Zach Clemence						
		DOUBLE-FIGURE REBOUNDING											
		Jalen Wilson				11							
		Kevin McCullar Jr.				8							
WHO SCORED KU'S FIRST POINTS													
Jalen Wilson	8	DOUBLE-DOUBLES											
KJ Adams	7	Jalen Wilson				10							
Kevin McCullar Jr.	3	Kevin McCullar Jr.				7							
Gradey Dick	6	Dajuan Harris Jr.				1							
Dajuan Harris Jr.	6												
INDIVIDUAL MISCELLANEOUS STATISTICS (*HUSTLE PLAYS)													
NO. - PLAYER	*FLOOR BURNS	DUNKS	CHARGES DRAWN	FT-FTA (LAST 5:00/OT)									
0 - Pettiford Jr.	12		2	-									
1 - Yesufu	23	1	1	3-4									
3 - Harris Jr.	68	1	11	3-6									
4 - Dick	62	14	11	12-14									
5 - Cuffe Jr.	1	-	-	0-2									
10 - Wilson	51	-	3	21-27									
11 - Rice	6	4	-	1-4									
12 - Evers	-	-	-	-									
13 - McCarthy	-	-	-	-									
15 - McCullar Jr.	78	8	11	20-28									
20 - Jankovich	1	-	-	-									
21 - Clemence	2	-	-	-									
22 - Wilhite	-	-	-	-									
23 - Udeh Jr.	17	19	-	1-4									
24 - Adams	61	34	2	4-9									
31 - Martin	1	-	-	-									
35 - Ejiofor	6	6	1	4-6									
TOTALS	380	83	40	69-104 (66.4%)									
OPPONENTS	272	53	42	83-106 (78.3%)									

BOX SCORES

1

#5/5 KANSAS 89, OMAHA 64

Nov. 7, 2022 | Lawrence, Kan. | Allen Fieldhouse (16,300)

Omaha - 64												
Record: 0-1												
NO.	Name	Min	FG	3P	FT	Rebounds	Fouls	TP	AS	TO	ST	Blocks
			M-A	M-A	M-A	OR DR TOT	PF FD					BS BA +/-
10	Marquel Sutton	F 37:40	4-9	0-1	3-3	3 2 5	1 2	11	1	2	0	0 1 -27
23	Frankie Fidler	F 34:20	5-14	0-3	1-2	0 4 4	2 1	11	1	3	1	0 1 -23
14	Dylan Brougham	C 16:40	2-2	0-0	1-2	2 0 2	4 1	5	0	0	0	1 0 -3
1	JJ White	G 24:47	2-8	1-3	1-2	0 2 2	1 4	6	6	4	1	0 0 -2
2	Jaeden Marshall	G 24:01	4-9	2-5	3-3	0 4 4	0 2	13	0	1	1	0 0 -10
0	Luke Jungers	27:23	3-9	2-5	4-5	1 5 6	0 0	12	0	1	1	0 0 -26
32	Tony Osburn	16:28	2-3	0-1	0-0	0 1 1	1 0	4	1	0	0	0 0 -27
11	La'Mel Robinson	05:44	0-1	0-1	2-2	1 0 1	0 1	2	1	2	0	0 0 -11
5	Ja'Sean Glover	11:49	0-1	0-1	0-0	0 1 1	0 0	0	0	0	0	0 0 0
15	Grant Frickenstein	01:08	0-1	0-1	0-0	0 0 0	0 0	0	0	0	0	0 0 -2
Team						1 1 2		0				
Totals			22-57	5-21	15-19	8 20 28	9 13	64	10	13	4	1 5 -25

Technical Fouls: NONE

Shooting By Period		
1st FG%	11-30	36.7%
3PT%	2-10	20.0%
FT%	9-10	90%
2nd FG%	11-27	40.7%
3PT%	3-11	27.3%
FT%	6-9	66.7%
GM FG%	22-57	38.6%
3PT%	5-21	23.8%
FT%	15-19	78.9%

Dead Ball Rebounds: 3, 0

Kansas - 89												
Record: 1-0												
NO.	Name	Min	FG	3P	FT	Rebounds	Fouls	TP	AS	TO	ST	Blocks
			M-A	M-A	M-A	OR DR TOT	PF FD					BS BA +/-
10	Jalen Wilson	F 31:55	7-16	3-7	2-2	1 10 11	1 1	19	7	2	0	0 1 9
24	KJ Adams, Jr.	F 28:44	2-4	0-1	0-2	8 1 9	1 1	4	4	0	0	1 0 15
3	Dajuan Harris	G 32:32	5-13	1-3	0-0	1 2 3	2 1	11	8	1	1	1 0 16
4	Grady Dick	G 31:38	9-13	4-6	1-2	1 1 2	2 1	23	1	1	2	0 0 26
15	Kevin McCullar	G 23:07	3-7	0-1	4-4	1 2 3	3 2	10	2	3	2	1 0 9
23	Ernest Udeh Jr.	14:22	2-3	0-0	1-2	1 4 5	2 1	5	0	1	1	1 0 24
0	Bobby Pettiford	16:48	6-7	1-2	0-1	0 0 0	0 1	13	2	0	2	0 0 16
1	Joseph Yesufu	09:13	1-4	0-2	0-0	0 1 1	0 0	2	0	0	0	0 0 6
21	Zach Clemence	04:31	0-0	0-0	0-0	1 2 3	1 0	0	0	0	0	0 0 1
35	Zuby Ejorlor	03:53	0-0	0-0	0-0	0 3 3	1 0	0	0	1	0	1 0 -1
5	Kyle Cuffe, Jr.	02:09	0-1	0-0	0-2	1 0 1	0 1	0	0	0	0	0 0 2
20	Michael Jankovich	01:08	1-1	0-0	0-0	0 0 0	0 0	2	0	0	0	0 0 2
Team						1 1 2		0				
Totals			36-69	9-22	8-15	16 27 43	13 9	89	24	9	8	5 1 25

Technical Fouls: NONE

Shooting By Period		
1st FG%	18-40	45.0%
3PT%	6-17	35.3%
FT%	4-9	44.4%
2nd FG%	18-29	62.1%
3PT%	3-5	60.0%
FT%	4-6	66.7%
GM FG%	36-69	52.2%
3PT%	9-22	40.9%
FT%	8-15	53.3%

Dead Ball Rebounds: 4, 1

		OMA	KAN
Biggest lead	2 (1st 16:23)	28 (2nd 5:28)	
Best Scoring Run	5 (1st 16:23)	15 (2nd 5:28)	
Lead Changes	2		
Times Tied	2		
Time with Lead	00:27	37:54	

Points from		OMA	KAN
Turnovers		6	18
Paint		30	48
Second Chance		7	15
Fast Breaks		8	22
Bench		18	22

Period by Period Scoring			
	1st	2nd	TOT
OMA	33	31	64
KAN	46	43	89

2

#5/5 KANSAS 82, NORTH DAKOTA STATE 59

Nov. 10, 2022 | Lawrence, Kan. | Allen Fieldhouse (16,300)

North Dakota St. - 59												
Record: 0-2												
NO.	Name	Min	FG	3P	FT	Rebounds	Fouls	TP	AS	TO	ST	Blocks
			M-A	M-A	M-A	OR DR TOT	PF FD					BS BA +/-
4	Grant Nelson	F 24:53	3-10	1-5	4-6	2 7 9	3 6	11	0	5	0	2 1 -21
23	Andrew Morgan	F 24:36	4-5	0-0	0-2	0 3 3	0 1	8	0	2	1	0 0 -16
5	Luke Yoder	G 21:47	1-6	1-5	0-0	1 1 2	2 0	3	1	1	0	0 2 -11
12	Lance Waddles	G 23:12	3-11	3-8	0-0	1 4 5	1 1	9	1	3	0	0 1 -16
14	Boden Skunberg	G 28:45	4-8	1-2	1-1	0 1 1	0 4	10	4	1	1	1 1 -19
2	Tajavai Miller	18:29	3-7	2-5	0-0	0 1 1	1 0	8	2	0	0	0 0 -12
10	Damari Wheeler-Thomas	18:13	0-5	0-3	2-2	0 1 1	2 2	3	1	0	0	1 -12
22	Joshua Streit	15:31	1-1	0-0	0-0	2 2 4	1 0	2	0	0	0	0 0 -7
33	Sam Hastreiter	15:07	1-2	1-2	1-2	1 2 3	0 2	4	1	0	0	0 0 -2
11	Jacari Sletten	07:40	1-3	0-2	0-0	0 2 2	0 0	2	1	0	0	0 0 -3
24	Ryan Whitten	01:47	0-0	0-0	0-0	0 0 0	0 0	0	0	0	0	0 0 4
Team						0 1 1		0				
Totals			21-58	9-32	8-13	7 25 32	10 16	59	13	14	2	3 6 -23

Technical Fouls: NONE

Shooting By Period		
1st FG%	7-28	25.0%
3PT%	5-20	25.0%
FT%	0-0	0%
2nd FG%	14-30	46.7%
3PT%	4-12	33.3%
FT%	8-13	61.5%
GM FG%	21-58	36.2%
3PT%	9-32	28.1%
FT%	8-13	61.5%

Dead Ball Rebounds: 2, 1

Kansas - 82												
Record: 2-0												
NO.	Name	Min	FG	3P	FT	Rebounds	Fouls	TP	AS	TO	ST	Blocks
			M-A	M-A	M-A	OR DR TOT	PF FD					BS BA +/-
10	Jalen Wilson	F 25:21	8-17	3-6	2-2	1 8 9	1 3	21	1	2	1	0 0 21
24	KJ Adams, Jr.	F 16:55	2-4	0-0	0-2	0 2 2	2 1	4	1	1	0	0 1 8
3	Dajuan Harris	G 21:41	2-4	0-1	1-1	0 2 2	1 1	5	5	0	2	2 0 17
4	Grady Dick	G 25:44	5-11	1-4	1-1	1 5 6	0 1	12	3	0	1	0 0 18
15	Kevin McCullar	G 24:01	3-8	0-1	0-0	3 4 7	2 2	6	1	2	2	0 0 29
0	Bobby Pettiford	18:37	1-1	0-0	0-0	1 0 1	1 0	2	8	1	0	0 0 14
11	MJ Rice	18:16	5-10	0-2	0-2	2 2 4	4 1	10	2	1	1	0 1 0
23	Ernest Udeh Jr.	11:31	4-5	0-0	0-0	1 3 4	1 0	8	0	0	1	0 0 14
1	Joseph Yesufu	16:53	3-5	2-3	0-0	0 1 1	0 0	8	0	1	1	0 0 2
21	Zach Clemence	06:26	0-3	0-2	0-0	0 2 2	2 0	0	0	0	0	0 0 3
35	Zuby Ejorlor	06:57	1-2	0-0	1-2	4 3 7	1 1	3	1	0	0	1 1 2
5	Kyle Cuffe, Jr.	04:04	0-1	0-0	0-0	0 0 0	0 0	0	0	0	0	0 0 -5
20	Michael Jankovich	01:47	1-1	1-1	0-0	0 0 0	0 0	3	0	0	0	0 0 4
22	Dillon Whitte	01:47	0-0	0-0	0-0	0 0 0	1 0	0	0	0	0	0 0 -4
Team						0 1 0		0				
Totals			35-72	7-20	5-10	13 33 46	16 10	82	22	9	8	6 3 23

Technical Fouls: Udeh Jr. 2nd 10:19

		NDS	KAN
Biggest lead	0 (1st 20:00)	34 (2nd 10:44)	
Best Scoring Run	9 (2nd 8:57)	11 (1st 3:55)	
Lead Changes	0		
Times Tied	0		
Time with Lead	00:00	38:55	

Points from		NDS	KAN
Turnovers		7	22
Paint		22	46
Second Chance		4	10
Fast Breaks		2	14
Bench		18	34

Period by Period Scoring			
	1st	2nd	TOT
NDS	19	40	59
KAN	48	34	82

3

#6/5 KANSAS 69, #7/8 DUKE 64

Nov. 15, 2022 | Indianapolis, Ind. | Gainbridge Fieldhouse (15,828)

Duke - 64			Record: 2-1										
NO.	Name	Min	FG M-A	3P M-A	FT M-A	Rebounds OR DR TOT	Fouls PF FD	TP	AS	TO	ST	Blocks BS BA	+/-
25	Mark Mitchell	F 30:30	3-7	0-0	1-2	2 3 5	3 1	7	0	3	0	0	2 -6
15	Ryan Young	C 19:37	3-4	0-0	0-0	2 1 3	2 0	6	0	4	1	0	0 -2
30	Kyle Filpowski	C 33:03	6-18	1-6	4-4	6 8 14	3 5	17	1	3	1	2	-3
3	Jeremy Roach	G 39:37	6-17	1-5	3-4	1 3 4	2 8	16	1	3	1	0	5 -6
5	Tyrese Proctor	G 28:09	3-9	1-5	2-2	1 2 3	2 2	9	3	3	0	0	2 -2
1	Dereck Lively II	20:29	2-3	0-0	0-0	4 1 5	1 0	4	1	0	0	1	1 0
2	Jaylen Blakes	18:24	1-5	0-2	3-4	0 3 3	2 2	5	2	1	0	0	1 -5
13	Jacob Grandison	10:11	0-4	0-3	0-0	0 1 1	1 0	0	0	1	0	0	0 -1
Team						5 3 8		0					
Totals			24-67	3-21	13-16	21 25 46	16 18	64	8	18	3	2 13	-5

9

#9/9 KANSAS 91, SETON HALL 65

Dec. 1, 2022 | Lawrence, Kan. | Allen Fieldhouse (16,300)

Seton Hall - 65													Record: 4-4												
NO.	Name	Min	FG M-A	3P M-A	FT M-A	Rebounds OR DR TOT	Fouls PF FD	TP	AS	TO	ST	Blocks BS BA	+/-												
4	Tyrese Samuel	F 33:07	6-10	0-1	4-7	0 3 3	2 6	16	1	0	2	0 2	-19												
13	KC Ndefo	F 22:27	1-1	1-1	2-4	1 3 4	4 3	5	1	5	0	1 0	-17												
0	Kadary Richmond	G 36:38	5-9	0-1	7-9	2 3 5	1 5	17	5	7	1	0 1	-27												
2	Al-Amir Dawes	G 26:14	3-11	1-6	0-0	0 1 2	2 0	7	2	1	0	0 0	-22												
21	Femi Oduleke	G 26:08	1-3	0-1	2-6	2 3 5	2 4	4	1	2	0	1 0	-27												
1	Tray Jackson	11:23	2-6	0-2	1-1	0 1 1	2 1	5	0	1	0	0 0	-15												
15	Jamir Harris	21:31	1-3	0-2	1-3	1 0 1	0 2	3	1	0	0	0 0	-4												
22	Tae Davis	18:04	1-3	1-3	0-0	0 1 2	3 0	3	0	0	1	0 0	-6												
20	Jaquan Sanders	02:21	1-2	1-2	2-2	0 0 0	1 1	5	0	0	0	0 0	3												
50	Elijah Muhammad	01:14	0-0	0-0	0-0	0 0 0	0 0	0	0	0	0	0 0	2												
41	David Gabriel	00:53	0-0	0-0	0-0	0 0 0	0 0	0	0	0	0	0 0	2												
Team						1 1 2				0	0														
Totals			21-48	4-19	19-32	9 16 25	17 22	65	11	16	4	2 3	-26												

Shooting By Period			
1 st	FG%	10-22	45.5%
3 ^{PT}	0-7	0.0%	
FT%	9-16	56.3%	
2 nd	FG%	11-26	42.3%
3 ^{PT}	4-12	33.3%	
FT%	10-16	62.5%	
GM FG%	21-48	43.8%	
3 ^{PT}	4-19	21.1%	
FT%	19-32	59.4%	

Dead Ball Rebounds: 5 0 0

Technical Fouls:Ndefo 2nd11:49

Kansas - 91													Record: 9-1												
NO.	Name	Min	FG M-A	3P M-A	FT M-A	Rebounds OR DR TOT	Fouls PF FD	TP	AS	TO	ST	Blocks BS BA	+/-												
10	Jalen Wilson	F 31:49	5-13	3-6	2-4	2 11 13	1 4	15	1	3	0	1 1	25												
24	KJ Adams, Jr.	F 16:10	4-5	0-0	3-3	0 0 0	4 2	11	3	2	3	1 0	9												
3	Dajuan Harris	G 31:20	5-6	0-0	0-0	1 1 3	1 10	7	1	3	0	0 0	30												
4	Grady Dick	G 28:30	4-9	1-3	6-6	2 2 4	3 2	15	3	2	2	0 1	26												
15	Kevin McCullar	G 35:07	6-10	3-4	2-2	3 7 10	2 3	17	1	1	4	0 0	30												
23	Ernest Udeh Jr.	12:10	4-4	0-0	2-2	1 1 2	2 1	10	1	0	1	0 0	15												
1	Joseph Yesufu	13:53	3-6	0-1	0 0	0 0 0	0 1	6	0	0	0	0 0	4												
35	Zuby Ejiofor	08:03	0-0	0-0	2-2	1 0 1	2 1	2	0	0	1	0 0	4												
11	MJ Rice	13:25	2-4	0-2	1 2	1 0 1	2 1	5	0	1	1	0 0	-3												
21	Zach Clemence	05:58	0-1	0-1	0 0	0 1 1	1 0	0	0	0	0	1 0	-5												
20	Michael Jankovich	02:21	0-0	0-0	0 0	0 0 0	0 0	0	0	0	0	0 0	-3												
22	Dillon Wilhite	01:14	0-0	0-0	0-0	0 0 0	2 0	0	0	0	0	0 0	-2												
Team						1 3 4	0			1															
Totals			33-58	7-17	18-21	11 26 37	22 16	91	16	11	15	3 2	26												

Shooting By Period		
1 st	FG% 15-31	48.4%
2 nd	FG% 4-11	36.4%
3 rd	FG% 6-7	85.7%
4 th	FG% 18-27	66.7%
GM FG%	FG% 3-6	50.0%
FT%	FT% 12-14	85.7%
GM FT%	GM FG% 33-58	56.9%
3PT%	3PT% 7-17	41.2%
FT%	FT% 18-21	85.7%

Dead Ball Rebounds: 1,0

Technical Fouls:NONE

		SET	KAN
Biggest lead	1 (1 st 17:58)	31 (2 nd 1:41)	
Best Scoring Run	9 (2 nd 8:05)	8 (1 st 3:58)	
Lead Changes	2		
Times Tied	2		
Time with Lead	00:36	37:31	

		Points from Turnovers	SET	KAN
Points from Turnovers	13	22		
Paint	34	40		
Second Chance	10	9		
Fast Breaks	8	13		
Bench	16	23		

	SET	KAN	Points from	SET	KAN	Period by Period Scoring			
Biggest lead	1 (1 st 17:58)	31 (2 nd 1:41)	Turnovers	13	22		1st	2nd	TOT
Best Scoring Run	9 (2 nd 8:05)	8 (1 st 3:58)	Paint	34	40				
Lead Changes	2		Second Chance	10	9	SET	29	36	65
Times Tied	2		Fast Breaks	8	13				
Time with Lead	00:36	37:31	Bench	16	23	KAN	40	51	91

10

#9/9 KANSAS 95, RV/RV MISSOURI 67

Dec. 10, 2022 | Columbia, Mo. | Mizzou Arena (15,061)

#6/6 Kansas - 95													Record: 9-1												
NO.	Name	Min	FG M-A	3P M-A	FT M-A	Rebounds OR DR TOT	Fouls PF FD	TP	AS	TO	ST	Blocks BS BA	+/-												
10	Jalen Wilson	F 33:25	7-16	3-7	7-8	3 7 10	3 4	24	2	1	3	0 0	31												
24	KJ Adams, Jr.	F 32:15	9-11	0-0	1-2	3 3 6	2 2	19	3	3	2	1 0	27												
3	Dajuan Harris	G 32:27	2-2	0-0	2-2	0 2 2	2 3	6	9	2	2	0 0	33												
4	Grady Dick	G 31:34	6-11	3-5	1-2	0 7 7	3 2	16	5	3	1	0 1	25												
15	Kevin McCullar	G 28:17	8-12	2-6	3-3	1 3 4	2 5	21	3	2	5	0 0	20												
0	Bobby Pettiford	11:59	1-2	0-0	0-0	0 2 2	2 1	2	1	0	0	0 0	5												
23	Ernest Udeh Jr.	02:55	0-0	0-0	0-0	0 0 0	1 1	0	1	0	0	0 0	5												
1	Joseph Yesufu	14:56	1-3	1-2	1-2	0 0 0	2 1	4	0	1	0	0 0	-5												
11	MJ Rice	03:46	0-1	0-1	0-0	0 0 0	1 0	0	0	0	0	0 0	-2												
31	Cam Martin	02:16	0-1	0-0	0-0	0 0 0	0 1	0	0	0	0	0 0	-6												
21	Zach Clemence	02:34	0-0	0-0	0-0	0 0 0	0 0	0	0	0	0	0 0	2												
35	Zuby Ejiofor	02:02	0-1	0-0	0-0	0 3 3	1 0	0	0	1	0	0 0	-1												
20	Michael Jankovich	00:47	1-1	1-1	0-0	0 0 0	0 0	3	0	0	0	0 0	3												
22	Dillon Wilhite	00:47	0-0	0-0	0-0	0 0 0	0 0	0	0	0	0	0 0	3												
Team						1 0 1				0	1														
Totals			35-61	10-22	15-19	8 27 35	19 20	95	24	14	13	1 2	28												

Shooting By Period		
1st	FG%	20.31 64.5%
3PT%	6-10 60.0%	
FT%	4-6 66.7%	
2nd	FG%	15-30 50.0%
3PT%	4-12 33.3%	
FT%	11-13 84.6%	
GM	FG%	35-61 57.4%
3PT%	10-22 45.5%	
FT%	15-19 78.9%	
Dead Ball Rebounds: 0.0		

Technical Fouls:NONE

Missouri - 67			Record: 9-1												
NO.	Name	Min	FG M-A	3P M-A	FT M-A	Rebounds OR DR TOT	Fouls PF FD	TP	AS	TO	ST	Blocks BS BA	+/-		
24	Kobe Brown	F 19:30	1-5	0-1	2-2	2 4 6	3 2 4	0	3	0	0	0	-17		
35	Noah Carter	F 23:17	4-8	1-3	3-4	2 5 7	3 4 12	0	2	0	0	1	-10		
4	DeAndre Gholston	G 23:02	4-11	0-1	3-4	1 1 2	4 5 11	0	4	1	0	0	-30		
5	D'Moi Hodge	G 28:11	4-10	4-9	3-6	1 6 7	3 3 15	1	1	2	0	0	-10		
10	Nick Honor	G 31:48	6-8	1-2	2-2	0 0 0	2 1 15	5	3	1	0	0	-21		
2	Tre Gornall	15:56	2-5	0-1	2-5	2 1 3	1 4 6	1	6	0	0	0	-14		
55	Sean East II	26:07	1-5	0-2	0-0	0 1 1	3 0 2	1	2	1	0	0	-9		
23	Aidan Shaw	22:24	1-3	0-1	0-0	0 0 0	1 0 2	0	0	0	1	1	1		
13	Ronnie DeGray III	08:58	0-2	0-0	0-0	2 1 3	0 0 0	0	0	0	0	0	-7		
31	Ben Sternberg	00:47	0-0	0-0	0-0	0 0 0	0 0 0	0	0	0	0	0	-3		
Team						2 2 4				0	0				
Totals			23-57	6-20	15-23	12 21 33	20 19 67	8 21	5	2	1	-28			

Shooting By Period			
1st	FG%	12.36	33.3%
	3PT%	3-13	23.1%
	FT%	6-9	66.7%
2nd	FG%	11-21	52.4%
	3PT%	3-7	42.9%
	FT%	9-14	64.3%
GM	FG%	23-57	40.4%
	3PT%	6-20	30.0%
	FT%	15-23	65.2%

Dead Ball Rebounds: 31

Technical Fouls:NONE

		Kansas	Mizzou
Biggest lead	29 (2 nd 2:11)	2 (1 st 19:07)	
Best Scoring Run	10 (2 nd 17:42)	6 (2 nd 9:41)	
Lead Changes	1		
Times Tied	2		
Time with Lead	37:50	00:39	

		Points from Turnovers	Kansas	Mizzou
Points from Turnovers	28	15		
Paint	46	28		
Second Chance	8	4		
Fast Breaks	22	10		
Bench	9	10		

	Kansas	Mizzou	Points from	Kansas	Mizzou	Period by Period Scoring			
Biggest lead	29 (2 nd 2:11)	2 (1 st 19:07)	Turnovers	28	15	1st 2nd TOT			
Best Scoring Run	10 (2 nd 17:42)	6 (2 nd 9:41)	Paint	46	28	Kansas	50	45	95
Lead Changes			Second Chance	8	4	Mizzou	33	34	67
Times Tied	2		Fast Breaks	22	10				
Time with Lead	37:50	00:39	Bench	9	10				

11

#8/6 KANSAS 95, #14/16 INDIANA 62

Dec. 17, 2022 | Lawrence, Kan. | Allen Fieldhouse (16,300)

Indiana - 62			Record: 8-3														
NO.	Name	Min	FG M-A	3P M-A	FT M-A	Rebounds OR DR TOT	Fouls PF FD	TP	AS	TO	ST	Blocks BS BA	+/-				
12	Miller Kopp	F 27:10	2-7	2-6	0-0	0 3 3	2 0	6	0	1	0	0 1	-18				
23	Trayce Jackson-Davis	F 28:56	4-8	0-0	5-6	1 5 6	4 4	13	1	3	0	9 1	-15				
25	Race Thompson	F 22:48	3-6	1-1	4-6	1 3 4	1 4	11	2	2	2	0 1	-16				
0	Xavier Johnson	G 08:48	0-2	0-1	0-0	1 0 1	0 3	0	2	2	1	0 0	-7				
1	Jalen Hood-Schifino	G 30:22	2-11	2-5	5-6	1 5 6	1 3	11	4	5	3	0 0	-21				
32	Trey Galloway	25:24	2-2	0-0	0-0	2 1 3	1 0	4	2	4	0	0 0	-15				
22	Jordan Geronimo	14:16	2-3	0-0	0-0	1 0 1	2 0	4	0	1	1	0 1	-3				
53	Tamar Bates	20:43	2-8	1-5	0-0	0 3 3	3 0	5	1	3	1	0 0	-5				
5	Malik Reneau	11:21	2-4	0-0	2-2	0 3 3	0 1	6	1	2	0	0 0	-9				
11	CJ Gunn	05:31	1-2	0-1	0-0	0 0 0	0 0	2	0	0	1	0 0	-3				
10	Kaleb Banks	04:41	0-0	0-0	0-0	0 0 0	0 0	0	0	0	0	0 0	-2				
Team						2 0 2				0	0						
Totals			20-53	6-19	16-20	9 23 32	10 15	62	13	23	9	9 4	-22				

Shooting By Period		
1 st	FG	10-30 33.3%
	3PT	5-14 35.7%
	FT	4-4 100%
2 nd	FG	10-23 43.5%
	3PT	1-5 20.0%
	FT	12-16 75%
GM	FG	20-53 37.7%
	3PT	6-19 31.6%
	FT	16-20 80.0%

Dead Ball Rebounds: 3.0

Technical Fouls:NONE

Kansas - 84			Record: 10-1														
NO.	Name	Min	FG M-A	3P M-A	FT M-A	Rebounds OR DR TOT	Fouls PF FD	TP	AS	TO	ST	Blocks BS BA	+/-				
10	Jalen Wilson	F 32:51	4-18	1-6	2-2	2	6	8	2	2	11	1	3	2	0	20	
24	KJ Adams, Jr.	F 25:53	4-6	0-0	3-3	1	1	2	3	2	11	2	1	2	1	25	
3	Dajuan Harris	G 27:55	5-8	0-1	0-0	2	0	2	2	0	10	3	3	0	1	18	
4	Grady Hix	G 32:54	8-12	4-5	0-0	1	5	6	1	2	20	0	1	5	1	22	
15	Kevin McCullar	G 31:19	5-11	1-3	0-0	1	10	11	3	1	11	1	2	5	1	20	
10	Bobby Pettiford	22:06	4-5	0-0	2-2	1	1	2	2	2	10	4	3	0	0	6	
35	Zubey Ejorfor	12:14	4-5	0-0	0-0	1	1	2	1	0	8	0	0	0	1	-2	
1	Joseph Yesufu	07:04	0-2	0-0	0-0	0	1	1	0	0	1	0	0	0	5	5	
11	MJ Rice	01:53	0-0	0-0	0-0	0	0	0	0	0	0	0	0	0	0	-1	
21	Zach Clemence	01:53	0-0	0-0	0-0	0	0	0	0	1	0	0	1	0	0	-1	
31	Cam Martin	01:53	1-1	1-1	0-0	0	0	0	1	0	3	0	0	0	0	-1	
23	Ernest Udeh Jr.	01:40	0-0	0-0	0-0	0	0	0	0	0	0	0	0	0	0	-1	
Team						1	0	1			0	0					
Totals			35-68	7-16	7-7	10	25	35	15	10	84	19	14	17	4	9	22

Shooting By Period		
1 st	FG%	17-28 60.7%
2 nd	FG%	18-40 45.0%
3 rd	FT%	5-5 100%
4 th	FT%	2-2 100%
GM	FG%	35-68 51.5%
	3P%	7-16 43.8%
	FT%	7-7 100.0%

Dead Ball Rebounds: 0,0

13

#4/4 KANSAS 69, OKLAHOMA STATE 67
Dec. 31, 2022 | Lawrence, Kan. | Allen Fieldhouse (16,300)

Oklahoma St. - 67													Record: 9-5 (0-1)
NO.	Name	Min	FG M-A	3P M-A	FT M-A	Rebounds OR DR TOT	Fouls PF FD	TP	AS	TO	ST	Blocks BS BA	+/-
22	Kalib Boone	F 22:11	1-4	0-0	0-0	2 5 7	1 0	2	2	1	0	1	-6
33	Moussa Cisse	C 24:52	2-5	0-0	0-1	3 3 6	1 3	4	2	0	1	2	0
0	Avery Anderson, III	G 31:47	1-5	0-3	0-0	0 4 4	0 2	2	3	2	0	0	3
1	Bryce Thompson	G 29:14	7-13	7-10	2-2	0 1 1	4 2	23	1	3	0	0	1
51	John-Michael Wright	G 33:27	6-15	4-9	3-4	0 4 4	1 4	19	3	4	1	0	-2
23	Tyreek Smith	16:09	2-2	0-0	0-1	1 1 2	1 2	4	1	0	0	1	-1
2	Chris Harris Jr.	15:29	1-3	1-2	0-0	0 0 0	2 0	3	0	0	1	0	-8
4	Woody Newton	10:16	2-5	0-3	1-1	1 2 3	2 2	5	0	0	0	0	-3
5	Caleb Asberry	16:35	1-2	1-2	2-2	0 2 2	3 2	5	2	0	0	1	0
Team						3 0 3	0	2					
Totals			23-54	13-29	8-11	10 22 32	15 17	67	13	13	5	5	-2
Technical Fouls:NONE													

Kansas - 69													Record: 10-1 (1-0)
NO.	Name	Min	FG M-A	3P M-A	FT M-A	Rebounds OR DR TOT	Fouls PF FD	TP	AS	TO	ST	Blocks BS BA	+/-
10	Jalen Wilson	F 35:41	7-17	3-8	3-5	1 3 4	1 5	20	2	1	0	1	1
24	KJ Adams, Jr.	F 23:22	6-6	0-0	2-3	3 1 4	4 3	14	1	4	1	0	-2
3	Dajuan Harris	G 33:23	2-6	2-2	0-0	0 3 3	0 1	6	9	1	1	0	1
4	Gradey Dick	G 32:47	3-9	2-4	0-0	3 6 9	4 2	8	4	1	1	0	-2
15	Kevin McCullar	G 33:02	2-6	2-4	1-2	0 5 5	4 2	7	1	5	2	1	0
0	Bobby Pettiford	09:09	1-1	0-0	0-0	1 1 2	0 0	2	0	0	0	0	2
35	Zuby Ejiofor	09:30	2-4	0-0	0-0	1 2 3	1 1	4	0	0	0	0	1
1	Joseph Yesufu	13:33	2-6	2-5	0-0	0 2 2	1 1	6	0	0	0	0	1
21	Zach Clemence	04:41	0-0	0-0	0-0	0 0 0	0 0	0	0	0	0	0	1
11	MJ Rice	02:24	0-0	0-0	0-0	0 0 0	1 0	0	0	0	1	0	-5
31	Cam Martin	02:27	1-1	0-0	0-0	1 0 1	1 0	2	0	0	0	0	-5
23	Ernest Udeh Jr.	00:01	0-0	0-0	0-0	0 0 0	0 0	0	0	0	1	0	0
Team						1 1 2	0	0					
Totals			26-56	11-23	6-10	11 24 35	17 15	69	17	12	7	2	5
Technical Fouls:NONE													

Shooting By Period		
1st FG%	12-24	50.0%
3PT%	4-6	66.7%
FT%	2-4	50%
2nd FG%	14-32	43.8%
3PT%	7-17	41.2%
FT%	4-6	66.7%
GM FG%	26-56	46.4%
3PT%	11-23	47.8%
FT%	6-10	60.0%
Dead Ball Rebounds:1.0		

	OSU	KAN
Biggest lead	15 (1 st 0:38)	3 (2 nd 8:17)
Best Scoring Run	8 (1 st 9:15)	11 (2 nd 13:31)
Lead Changes	6	
Times Tied	5	
Time with Lead	27:10	07:57

Points from	OSU	KAN
Turnovers	22	7
Paint	18	24
Second Chance	15	19
Fast Breaks	6	1
Bench	17	14

Period by Period Scoring			
	1st	2nd	TOT
OSU	45	22	67
KAN	30	39	69

14

#3/3 KANSAS 75, -/RV TEXAS TECH 72
Jan. 3, 2023 | Lubbock, Texas | United Supermarkets Arena (14,385)

Kansas - 75													Record: 13-1 (2-0)
NO.	Name	Min	FG M-A	3P M-A	FT M-A	Rebounds OR DR TOT	Fouls PF FD	TP	AS	TO	ST	Blocks BS BA	+/-
10	Jalen Wilson	F 38:31	6-16	3-9	1-2	1 5 6	3 1	16	3	1	1	0	1
24	KJ Adams, Jr.	F 30:39	7-13	0-0	0-0	4 1 5	2 0	14	2	2	1	1	3
3	Dajuan Harris	G 35:58	6-7	5-5	1-2	0 1 1	1 1	18	3	3	2	0	0
4	Gradey Dick	G 31:13	5-11	1-5	0-0	3 5 8	1 2	11	3	3	3	0	-2
15	Kevin McCullar	G 27:20	3-9	1-3	0-0	1 1 2	3 1	7	3	1	1	0	0
0	Bobby Pettiford	24:34	3-6	1-2	0-0	0 4 4	1 1	7	6	2	0	0	1
35	Zuby Ejiofor	05:29	0-0	0-0	0-0	0 1 1	0 0	0	1	0	0	0	9
11	MJ Rice	02:24	0-0	0-0	0-0	0 0 0	0 0	0	1	0	0	0	1
31	Cam Martin	03:52	1-1	0-0	0-0	1 0 1	0 0	2	0	0	0	0	-2
Team						1 3 4	0	0					
Totals			31-63	11-24	2-4	11 21 32	11 6	75	22	12	8	3	5
Technical Fouls:NONE													

Texas Tech - 72													Record: 10-4 (0-2)
NO.	Name	Min	FG M-A	3P M-A	FT M-A	Rebounds OR DR TOT	Fouls PF FD	TP	AS	TO	ST	Blocks BS BA	+/-
0	Kevin Obanor	F 36:56	8-14	4-8	6-7	2 5 7	3 7	26	2	4	1	2	0
12	Daniel Batcho	F 26:27	3-6	0-0	0-1	3 3 6	1 1	6	1	1	0	3	0
2	Pop Isaacs	G 33:51	6-14	4-9	2-2	0 1 1	1 1	18	2	2	2	0	-1
20	Jaylon Tyson	G 36:03	4-8	2-2	0-0	1 8 9	1 0	10	3	3	3	0	1
23	De'Vion Harmon	G 25:10	1-5	0-1	2-2	0 0 0	0 2	4	0	3	0	0	-1
5	KJ Allen	12:37	1-1	0-0	0-0	1 0 1	0 0	2	0	1	0	0	-3
1	Lamar Washington	20:59	2-5	0-0	0-0	3 3 3	0 0	4	2	0	0	0	0
22	Elijah Fisher	02:40	0-0	0-0	0-0	0 0 0	0 0	0	0	0	0	0	-5
4	Robert Jennings	03:53	1-1	0-0	0-0	0 1 1	0 0	2	0	0	0	0	-4
24	Kerwin Walton	01:24	0-1	0-1	0-0	0 0 0	0 0	0	0	0	0	0	-1
Team						0 0 0	0	0	1				
Totals			26-55	10-21	10-12	7 21 28	6 11	72	10	15	6	5	3
Technical Fouls:NONE													

Points from	KAN	TTU
Turnovers	22	17
Paint	30	30
Second Chance	9	7
Fast Breaks	8	5
Bench	9	8

Period by Period Scoring			
	1st	2nd	TOT
KAN	43	32	75
TTU	36	36	72

	KAN	TTU
Biggest lead	12 (2 nd 16:34)	8 (1 st 16:47)
Best Scoring Run	9 (1 st 2:09)	11 (1 st 16:47)
Lead Changes	9	
Times Tied	3	
Time with Lead	28:23	09:36

15

#3/3 KANSAS 76, RV/RV WEST VIRGINIA 62
Jan. 7, 2023 | Morgantown, W.Va. | WVU Coliseum (14,135)

Kansas - 76													Record: 14-1 (3-0)
NO.	Name	Min	FG M-A	3P M-A	FT M-A	Rebounds OR DR TOT	Fouls PF FD	TP	AS	TO	ST	Blocks BS BA	+/-
10	Jalen Wilson	F 33:43	4-12	2-6	4-4	3 11 14	2 4	14	2	4	0	0	8
24	KJ Adams, Jr.	F 29:31	4-9	0-0	6-8	3 0 3	5 4	14	0	1	0	2	0
3	Dajuan Harris	G 31:13	4-10	3-6	0-0	0 3 3	3 0	11	4	0	1	0	1
4	Gradey Dick	G 25:48	4-7	4-6	4-4	2 3 5	4 2	16	2	0	1	0	0
15	Kevin McCullar	G 38:05	4-12	2-4	2-2	1 7 8	2 1	12	2	2	3	0	2
0	Bobby Pettiford	18:29	2-3	0-0	1-1	1 2 3	3 2	5	2	2	0	0	2
35	Zuby Ejiofor	04:03	0-0	0-0	0-0	0 2 2	1 0	0	0	1	0	1	-1
1	Joseph Yesufu	15:57	1-3	0-2	0-0	0 2 2	2 1	2	0	2	1	0	-3
21	Zach Clemence	03:11	1-1	0-0	0-0	0 0 0	2 0	2	0	0	0	0	4
Team						1 2 3	0	1					
Totals			24-57	11-24	17-19	11 32 43	24 14	76	12	13	6	3	14
Technical Fouls:NONE													

West Virginia - 62													Record: 10-5 (0-3)
NO.	Name	Min	FG M-A	3P M-A	FT M-A	Rebounds OR DR TOT	Fouls PF FD	TP	AS	TO	ST	Blocks BS BA	+/-
1	Emmitt Matthews Jr.	F 30:56	3-6	1-4	4-5	1 3 4	1 3	11	0	1	1	0	-13
3	Tre Mitchell	F 33:07	5-12	2-6	3-4	2 3 5	3 6	15	1	3	1	0	-15
15	Jimmy Bell Jr.	F 14:51	2-3	0-0	2-2	3 2 5	2 2	6	1	1	0	0	-12
5	Joe Toussaint	G 35:34	2-10	1-3	3-5	1 3 4	1 3	8	5	2	0	0	-10
10	Erik Stevenson	G 28:43	4-19	0-5	4-5	1 2 3	3 4	12	3	3	1	0	-18
11	Mohamed Wague	05:51	0-1	0-0	0-0	0 0 0	0 0	0	0	1	0	0	-4
2	Kobe Johnson	10:19	1-1	0-0	0-2	0 1 1	1 1	2	0	0	0	1	0
14	Seith Wilson	19:26	2-3	0-1	0-0	0 1 1	0 0	4	0	0	0	0	4
32	James Okonkwo	18:38	1-1	0-0	2-5	1 5 6	2 5	4	0	0	0	2	3
22	Josiah Harris	01:55	0-1	0-1	0-0	0 0 0	1 0	0	0	0	0	0	-7
24	Pat Suernick	00:40	0-0	0-0	0-0	0 0 0	0 0	0	0	0	0	0	-1
Team						3 3 6	0	0					
Totals			20-57	4-20	18-28	12 23 35	14 24	62	10	11	3	3	-14
Technical Fouls:Matthews Jr. 1 st 03:04													

Points from	KAN	WVU
Turnovers	12	12
Paint	20	26
Second Chance	13	13
Fast Breaks	5	0
Bench	9	10

Period by Period Scoring			
	1st	2nd	TOT
KAN	42	34	76
WVU	35	27	62

16

#2/2 KANSAS 79, OKLAHOMA 75
Jan. 10, 2023 | Lawrence, Kan. | Allen Fieldhouse (16,300)

21

#9/9 KANSAS 77, #RV/RV KENTUCKY 68
Jan. 28, 2023 | Lexington, Ky. | Rupp Arena (20,418)

Kansas - 77			Record: 17-4																							
NO.	Name	Min	FG M-A	3P M-A	FT M-A	Rebounds OR DR TOT	Fouls PF FD	TP	AS	TO	ST	Blocks BS BA	+/-													
10	Jalen Wilson	F 38:43	9-18	2-3	2-2	1 7 8	1 4	22	2	1	2	0	1	5												
24	KJ Adams, Jr.	F 24:36	8-10	0-0	1-1	1 1 2	4 2	17	3	1	2	0	0	6												
3	Dajuan Harris	G 37:24	3-8	2-4	0-0	0 1 1	2 0	8	8	2	0	0	0	8												
4	Gradey Dick	G 33:10	4-11	1-5	4-4	0 5 5	2 4	13	2	3	2	0	1	10												
15	Kevin McCullar	G 33:56	4-10	1-2	2-3	3 9 12	3 4	11	2	2	2	1	1	10												
1	Joseph Yesufu	G 02:52	0-1	0-1	0-0	0 0 0	0 0	0	0	0	0	0	0	-2												
35	Zuby Ejiofor	G 03:38	1-1	0-0	0 0 0	1 0 1	2 0	2	0	0	0	0	0	-3												
0	Bobby Pettiford	08:56	0-0	0-0	0 0 0	0 0 0	1 0	0	1	1	0	0	0	1												
23	Ernest Udeh Jr.	11:46	2-2	0-0	0 0 0	2 2 2	2 0	4	0	0	1	0	0	6												
11	MJ Rice	04:59	0-2	0-1	0-0	0 0 0	1 0	0	0	0	0	1	0	4												
Team						2 1 3		0																		
Totals			31-63	6-16	9-10	8 26 34	18 14	77	18	10	9	2	3	9												
		Technical Fouls:NONE																								

Shooting By Period			
1 st FG%	17-35	48.6%	
3PT%	2-7	28.6%	
FT%	5-5	100%	
2 nd FG%	14-28	50.0%	
3PT%	4-9	44.4%	
FT%	4-5	80%	
GM FG%	31-63	49.2%	
3PT%	6-16	37.5%	
FT%	9-10	90.0%	
Dead Ball Rebounds: 0-0			

Kentucky - 68			Record: 14-7																			
NO.	Name	Min	FG M-A	3P M-A	FT M-A	Rebounds OR DR TOT	Fouls PF FD	TP	AS	TO	ST	Blocks BS BA	+/-	Shooting By Period								
0	Jacob Toppin	F 31:45	6-11	0-1	2-4	0 4 4	4 2	14	2	1	0	0	0	-7	1 st FG%	15:27	55.6%					
24	Chris Livingston	F 17:20	4-5	0-1	0-0	0 2 2	1 0	8	0	1	0	1	0	-7	3PT%	0-6	0.0%					
34	Oscar Tshiebwe	F 34:05	6-9	0-0	6-8	2 7 9	3 6	18	4	3	1	1	0	-6	FT%	4-11	36.4%					
1	CJ Fredrick	G 29:09	1-8	0-5	0-0	0 0 0	0 1	2	2	2	1	0	0	-1	2 nd FG%	10:24	41.7%					
22	Cason Wallace	G 37:15	4-7	2-3	4-5	0 6 6	3 5	14	5	2	5	1	0	-8	3PT%	2-7	28.6%					
12	Antonio Reeves	30:02	3-9	0-3	4-4	0 2 2	2 2	10	3	1	0	0	1	-6	FT%	12:12	100%					
2	Sahvir Wheeler	14:29	1-2	0-0	0-0	0 1 1	1 1	2	0	0	0	0	0	-7	GM FG%	25:51	49.0%					
55	Lance Ware	05:55	0-0	0-0	0-2	0 2 2	0 1	0	0	0	0	0	0	-3	3PT%	2-13	15.4%					
Team						2 1 3		0		1					FT%	16:23	69.6%					
Totals			25-51	2-13	16-23	4 25 29	14 18	68	16	11	7	3	2	-9	Dead Ball Rebounds: 3: 0							
Technical Fouls:NONE																						

Points from		KAN	UKY
Turnovers		10	9
Paint		40	38
Second Chance		11	0
Fast Breaks		4	10
Bench		6	12

Period by Period Scoring		1st	2nd	TOT
KAN		41	36	77
UKY		34	34	68

22

#8/8 KANSAS 90, #7/6 KANSAS STATE 78
Jan. 31, 2023 | Lawrence, KS. | Allen Fieldhouse (16,300)

Kansas St. - 78			Record: 18-4 (6-3)																	
NO.	Name	Min	FG M-A	3P M-A	FT M-A	Rebounds OR DR TOT	Fouls PF FD	TP	AS	TO	ST	Blocks BS BA	+/-	Shooting By Period						
3	David N'Guessan	F 20:27	2-6	0-0	6-8	4 2 6	4 5	10	1	0	0	0	-6	1st	FG%	11-30 36.7%				
11	Keyontae Johnson	F 35:33	7-19	2-4	6-7	0 12 12	4 4	22	0	2	0	0	-11		3PT%	5-14 35.7%				
35	Nae'Owan Tomlin	F 31:53	4-7	1-2	2-2	1 7 8	2 1	11	1	3	0	0	-6		FT%	10-12 83.3%				
1	Markquis Nowell	G 38:55	5-18	3-11	10-11	0 3 3	3 7	23	4	5	2	0	-13	2nd	FG%	9-29 31.0%				
5	Cam Carter	G 18:31	1-4	1-2	0-0	1 3 4	2 0	3	2	2	1	0	-3		3PT%	2-7 28.6%				
13	Desi Sills	35:09	0-1	0-1	7-8	0 3 3	3 5	7	2	1	1	1	-9		FT%	21-24 87.5%				
25	Ismael Massoud	14:06	1-3	0-1	0-0	1 1 2	4 1	2	0	0	0	0	-17	3rd	FG%	20-59 33.9%				
4	Tykei Greene	02:01	0-0	0-0	0-0	0 0 0	0 0	0	0	0	0	0	3		3PT%	7-21 33.3%				
23	Abayomi Iyola	03:25	0-1	0-0	0-0	0 1 1	1 0	0	0	0	0	1	0		FT%	31-36 86.1%				
Team						2 1 3		0		0				Dead Ball Rebounds: 4						
Totals			20-59	7-21	31-36	9 33 42	24 23	78	10	13	4	2	9	-12	Technical Fouls:Coach 1 st 11:40					

Kansas - 90			Record: 18-4 (6-3)																							
NO.	Name	Min	FG M-A	3P M-A	FT M-A	Rebounds OR DR TOT	Fouls PF FD	TP	AS	TO	ST	Blocks BS BA	+/-	Shooting By Period												
10	Jalen Wilson	F 38:41	5-15	4-9	6-8	1 7 8	3 4	20	4	5	1	0	0	6	1 st FG%	14-34	41.2%									
24	KJ Adams, Jr.	F 18:16	4-6	0-0	0-1	2 1 3	3 1	8	1	1	0	1	0	-5	3 rd FT%	8-16	50.0%									
3	Dajuan Harris	G 33:59	7-12	2-6	2-4	0 0 0	3 5	18	2	1	0	1	0	8	FT%	13-17	76.5%									
4	Gradey Dick	G 26:40	2-8	1-3	4-4	1 4 5	4 1	9	1	1	1	0	0	15	2 nd FG%	13-33	39.4%									
15	Kevin McCullar	G 30:00	2-10	1-3	10-12	3 10 13	5 6	16	4	0	2	1	1	11	3 rd FT%	3-11	27.3%									
23	Ernest Udeh Jr.	09:57	1-1	0-0	1-2	3 3 6	4 3	3	0	0	1	3	0	2	FT%	12-18	66.7%									
1	Joseph Yesufu	14:28	1-7	1-4	2-3	0 0 0	0 2	5	1	0	1	0	1	6	GM FG%	27-67	40.3%									
0	Bobby Pettiford	12:32	3-4	0-0	0-0	1 3 4	0 0	6	1	0	0	0	0	4	3 rd FT%	11-27	40.7%									
21	Zach Clemence	15:27	2-4	1-2	0-1	0 3 3	1 1	5	1	1	2	3	0	13	FT%	25-35	71.4%									
Team						2 0 2		0		0					Dead Ball Rebounds: 4											
Totals			27-67	11-27	25-35	13 31 44	23 29	90	15	9	8	9	2	12	Technical Fouls: Yes/No/3/0/2/4											

29

#3/4 KANSAS 76, WEST VIRGINIA 74
Feb. 25, 2023 | Lawrence, Kansas | Allen Fieldhouse (16,300)

West Virginia - 74			Record: 16-13 (5-11)																			
NO.	Name	Min	FG M-A	3P M-A	FT M-A	Rebounds		Fouls	TP	AS	TO	ST	Blocks		+/-	Shooting By Period						
						OR	DR	TOT	PF	FD				BS	BA		1 st FG%	13:29	44.8%			
1	Emmitt Matthews Jr.	F 37:26	6-13	0-2	1-1	3	3	6	3	2	13	0	1	1	1	0	-8	3PT%	4-13	30.8%		
3	Tre Mitchell	F 37:19	8-12	3-5	1-2	4	3	7	2	2	20	2	4	2	1	1	3	FT%	3-4	75%		
15	Jimmy Bell Jr.	F 13:11	0-0	0-0	0-0	0	2	1	3	3	0	1	2	2	0	0	5	2 nd FG%	15-32	46.9%		
0	Kedrian Johnson	G 40:00	5-11	1-5	4-4	0	1	1	2	6	15	0	8	2	0	1	-2	3PT%	2-8	25.0%		
10	Erik Stevenson	G 33:54	9-22	2-7	3-3	2	4	6	3	3	23	4	3	1	0	-1		FT%	9-10	90%		
32	James Okonkwo	11:32	0-0	0-0	1-2	1	1	2	0	1	1	0	0	0	0	-7	GM FG%	28-61	45.9%			
5	Joe Toussaint	17:31	0-1	0-1	2-2	1	4	5	4	2	2	1	3	0	0	4	3PT%	6-21	28.6%			
14	Seth Wilson	06:06	0-1	0-0	0-0	0	0	0	0	0	0	0	0	0	0	-1	FT%	12-14	85.7%			
24	Pat Suernnick	03:01	0-1	0-1	0-0	0	1	1	0	0	0	1	0	0	0	-3	Dead Ball Rebounds: 1, 0					
Team						1	2	3			0											
Totals			28-61	6-21	12-14	14	20	34	17	16	74	9	21	8	2	2	-2	Technical Fouls:NONE				

Kansas - 76			Record: 24-5 (12-4)																								
NO.	Name	Min	FG M-A	3P M-A	FT M-A	Rebounds		Fouls		TP	AS	TO	ST	Blocks		+/-	Shooting By Period										
						OR	DR	TOT	PF	FD				BS	BA		1 st	FG%	14-27	51.9%							
10	Jalen Wilson	F 36:35	4-9	0-1	3-6	2	4	6	3	3	11	2	4	0	1	1	6	3PT%	4-11	36.4%							
24	KJ Adams, Jr.	F 37:04	6-10	0-1	1-3	3	3	6	3	3	13	5	0	2	0	1	9	FT%	3-4	75%							
3	Dajuan Harris	G 36:07	7-9	2-3	1-2	0	1	1	1	2	17	6	1	6	0	0	16	2 nd FG%	14-24	58.3%							
4	Gradey Dick	G 36:46	5-10	5-8	1-2	0	6	6	2	4	16	3	4	2	0	0	14	3PT%	6-9	66.7%							
15	Kevin McCullar	G 35:05	5-8	2-4	4-4	1	3	4	3	4	16	1	3	2	1	0	1	FT%	7-13	53.8%							
1	Joseph Yesufu	09:52	1-5	1-3	0-0	0	1	1	0	1	3	0	1	0	0	0	-7	GM FG%	28-51	54.9%							
23	Ernest Udeh Jr.	02:56	0-0	0-0	0-0	0	1	1	2	0	0	0	2	0	0	0	-7	3PT%	10-20	50.0%							
0	Bobby Pettiford	03:48	0-0	0-0	0-0	0	1	1	2	0	0	0	3	0	0	0	-11	FT%	10-17	58.8%							
11	MJ Rice	01:47	0-0	0-0	0-0	0	0	0	0	0	0	0	0	0	0	0	-1	Dead Ball Rebounds: 4, 0									
Team						0	0	0			0		1														
Totals			28-51	10-20	10-17	6	20	26	17	17	76	17	19	12	2	2	2										
Technical Fouls:Coach 2 nd 17:11																											

	WVU	KAN	Points from	WVU	KAN	Period by Period Scoring			
Biggest lead	5 (1 st 8:56)	8 (2 nd 13:01)	Turnovers	25	20	1st	2nd	TOT	
Best Scoring Run	8 (1 st 8:56)	7 (1 st 7:14)	Paint	26	28				
Lead Changes	15		Second Chance	11	5	WVU	33	41	74
Times Tied	9		Fast Breaks	7	17	KAN	35	41	76
Time with Lead	10:51	24:43	Bench	3	3				

30

#3/3 KANSAS 67, TEXAS TECH 63
Feb. 28, 2023 | Lawrence, Kansas | Allen Fieldhouse (16,300)

Texas Tech - 63			Record: 16-14 (5-12)																			
NO.	Name	Min	FG M-A	3P M-A	FT M-A	Rebounds		Fouls		TP	AS	TO	ST	Blocks		+/-	Shooting By Period					
						OR	DR	TOT	PF	FD				BS	BA		1 st	2 nd	3 rd			
0	Kevin Obanor	F 35:57	6-12	0-3	2-2	1	2	3	2	1	14	1	1	1	0	1	-4	1 st FG%	10-32	31.3%		
11	Fardaws Almag	C 33:19	6-14	0-1	1-3	7	11	18	3	2	13	1	1	1	0	1	-4	3PT%	1-11	9.1%		
2	Pop Isaacs	G 27:49	2-11	1-5	6-6	0	3	3	3	4	11	2	1	0	0	3	-1	FT%	0-0	0%		
20	Jaylon Tyson	G 35:51	3-9	0-0	0	12	13	3	0	6	3	1	1	0	1	2	2 nd FG%	15-29	51.7%			
23	De'Von Harmon	G 33:37	6-11	2-3	1-3	0	1	1	2	4	15	2	4	0	0	1	-7	3PT%	2-5	40.0%		
22	Elijah Fisher	16:06	1-3	0-1	0-0	0	2	2	0	0	2	0	0	0	0	1	0	FT%	10-14	71.4%		
4	Robert Jennings	05:07	0-0	0-0	0-0	0	1	1	1	1	0	0	0	0	0	1	0	GM FG%	25-61	41.0%		
3	D'Maurian Williams	01:58	0-0	0-0	0-0	0	0	0	1	0	0	0	0	0	0	-5	3PT%	3-16	18.8%			
1	Lamar Washington	09:38	1-1	0-0	0-0	0	0	0	0	0	2	0	0	0	0	-2	Dead Ball Rebounds: 1,					
5	KJ Allen	00:38	0-0	0-0	0-0	0	0	0	0	0	0	0	0	0	0	0						
Team								1	0	1			0	2								
Totals			25-61		3-16	10-14	10	32	42	15	12	63	9	10	3	0	8	-4				
Technical Fouls:NONE																						

CAREER RECORDS

SCORING

1. Danny Manning	2,951	1985-88
2. Nick Collison	2,097	2000-03
3. Raef LaFrentz	2,066	1995-98
4. Clyde Lovellette	1,979	1950-52
5. Sherron Collins	1,888	2007-10
6. Frank Mason III	1,885	2014-17
7. Darnell Valentine	1,821	1978-81
8. Keith Langford	1,812	2002-05
9. Perry Ellis	1,798	2013-16
10. Paul Pierce	1,768	1996-98
11. Dave Robisch	1,754	1969-71
12. Kirk Hinrich	1,753	2000-03
13. Devonte' Graham	1,750	2015-18
14. Kevin Pritchard	1,692	1987-90
15. Ochai Agbaji	1,652	2019-22
16. Mark Randall	1,627	1987, 89-91
17. Wayne Simien	1,593	2002-05
18. Tyshawn Taylor	1,580	2009-12
19. Jeff Boschee	1,560	1999-2002
20. Kenny Gregory	1,555	1998-2001
21. Calvin Thompson	1,548	1983-86
22. Drew Gooden	1,526	2000-02
23. Ron Kelllogg	1,508	1983-86
24. Bud Stallworth	1,495	1970-72
25. Tony Guy	1,488	1979-82
26. Brandon Rush	1,477	2006-08
27. Wilt Chamberlain	1,433	1957-58
28. Richard Scott	1,375	1991-94
29. Adonis Jordan	1,373	1990-93
30. Marcus Morris	1,371	2009-11
31. Jalen Wilson	1,364	2020-present
32. Mario Chalmers	1,341	2006-08
33. Walter Wesley	1,315	1964-66
34. Jo Jo White	1,286	1966-69
35. Eric Chenowith	1,281	1998-2001
36. Jerod Haase	1,264	1995-97
37. Steve Woodberry	1,240	1991-94
38. Scot Pollard	1,209	1994-97
39. Greg Dreiling	1,209	1984-86
40. Jacques Vaughn	1,207	1994-97
41. Wayne Selden Jr.	1,202	2014-16
42. Aaron Miles	1,183	2002-05
43. Svi Mykhailiuk	1,181	2015-18
44. Milt Newton	1,166	1985, 87-89
45. Rick Suttle	1,156	1973-75
46. Billy Thomas	1,152	1995-98
47. David McCormack	1,145	2019-22
48. Wayne Hightower	1,128	1960-61
49. Lagerald Vick	1,100	2016-19
50. Charlie Black	1,082	1942-43, 46-47
51. Udoka Azubuike	1,069	2017-20
52. Rex Walters	1,064	1992-93
53. Otto Schnellbacher	1,062	1943, 46-48
54. Kelly Knight	1,057	1980, 82-84
55. Ryan Robertson	1,055	1996-99
56. Nolen Ellison	1,045	1961-63
57. Carl Henry	1,044	1983-84
58. Cole Aldrich	1,038	2008-10
59. Jerry Gardner	1,030	1960-62
60. Bill Bridges	1,028	1959-61
61. Thomas Robinson	1,026	2010-12
62. Cedric Hunter	1,022	1984-87
63. David Magley	1,022	1979-82
64. Christian Braun	1,018	2020-22
65. Rodger Bohnenstiehl	1,006	1966-67-68
66. Norman Cook	1,004	1974-75-76

FIELD GOAL PCT.

(Min. 500 attempts)

1. Udoka Azubuike	469-629	74.6	2017-20
2. Mark Randall	643-1037	62.0	1987, 89-91
3. Richard Scott	566-950	59.6	1991-94
4. Danny Manning	1216-2049	59.3	1985-88
5. Darnell Jackson	311-586	58.0	2005-08
6. Alonzo Jamison	296-510	58.0	1990-92
7. Cole Aldrich	391-681	57.4	2008-10
8. Greg Dreiling	474-828	57.2	1984-86
9. Jeff Withey	327-576	56.8	2010-13
Sasha Kaun	331-583	56.8	2005-08

REBOUNDS

1. Danny Manning	1,187	1985-88
2. Raef LaFrentz	1,186	1995-98
3. Nick Collison	1,143	2000-03
4. Bill Bridges	1,081	1959-61
5. Eric Chenowith	933	1998-2001
6. Drew Gooden	905	2000-02
7. Wayne Simien	884	2002-05
8. Wilt Chamberlain	877	1957-58
9. Cole Aldrich	860	2008-10
10. Scot Pollard	850	1994-97
11. Clyde Lovellette	839	1950-52
12. Perry Ellis	834	2013-16
13. Dave Robisch	815	1969-71
14. Greg Ostertag	770	1992-95
15. Jalen Wilson	764	2020-present
16. Thomas Robinson	763	2010-12
17. Mark Randall	723	1987, 89-91
18. Landen Lucas	702	2014-17
19. Udoka Azubuike	685	2017-20
20. David McCormack	681	2019-22
21. Paul Mokeski	680	1977-79
22. Marcus Morris	676	2009-11
Paul Pierce	676	1996-98
24. Markieff Morris	662	2009-11
25. Greg Dreiling	650	1984-86
26. Roger Brown	640	1969-71

ASSISTS

(started 1974-75)

1. Aaron Miles	954	2002-05
2. Jacques Vaughn	804	1994-97
3. Cedric Hunter	684	1984-87
4. Kirk Hinrich	668	2000-03
5. Devonte' Graham	632	2015-18
6. Darnell Valentine	609	1978-81
7. Frank Mason III	576	2014-17
8. Tyshawn Taylor	575	2009-12
9. Adonis Jordan	568	1990-93
10. Sherron Collins	552	2007-10
11. Russell Robinson	500	2005-08
12. Kevin Pritchard	499	1987-90
13. Ryan Robertson	485	1996-99
14. Mark Turgeon	437	1984-87
15. Jeff Boschee	425	1999-2002
16. Dajuan Harris Jr.	425	2021-present
17. Mario Chalmers	420	2006-08
18. Elijah Johnson	399	2010-13
19. Steve Woodberry	361	1991-94
20. Marcus Garrett	351	2018-21
21. Jerod Haase	343	1995-97
22. Danny Manning	342	1985-88
23. Tony Guy	327	1979-82

3-POINT FIELD GOALS MADE

(started 1986-87)

1. Jeff Boschee	338	1999-2002
2. Devonte' Graham	296	2015-18
3. Billy Thomas	269	1995-98
4. Ochai Agbaji	250	2019-22
5. Svi Mykhailiuk	237	2015-18
6. Kirk Hinrich	236	2000-03
7. Sherron Collins	232	2007-10
8. Brandon Rush	205	2006-08
9. Terry Brown	200	1990-91
10. Frank Mason III	185	2014-17
11. Mario Chalmers	180	2006-08
12. Adonis Jordan	179	1990-93
13. Tyrel Reed	176	2008-11
14. Lagerald Vick	167	2016-19
15. Wayne Selden Jr.	162	2014-16
16. Jerod Haase	156	1995-97
17. Kevin Pritchard	154	1987-90
18. Rex Walters	151	1992-93
19. Elijah Johnson	147	2010-13
20. Ryan Robertson	144	1996-99
21. J.R. Giddens	137	2004-05
--		
Jalen Wilson	131	2020-present

3-POINT FIELD GOAL ATTEMPTS

(started 1986-87)

1. Jeff Boschee	843	1999-2002
2. Devonte' Graham	723	2015-18
3. Billy Thomas	691	1995-98
4. Ochai Agbaji	670	2019-22
5. Sherron Collins	615	2007-10
6. Svi Mykhailiuk	579	2015-18
7. Kirk Hinrich	546	2000-03
8. Terry Brown	485	1990-91
9. Brandon Rush	471	2006-08
10. Jerod Haase	461	1995-97
11. Wayne Selden Jr.	443	2014-16
12. Frank Mason III	440	2014-17
13. Adonis Jordan	437	1990-93
14. Tyrel Reed	433	2008-11
15. Elijah Johnson	430	2010-13
Mario Chalmers	430	2006-08
17. Jalen Wilson	417	2020-present
18. Lagerald Vick	412	2016-19
19. Kevin Pritchard	379	1987-90
20. Sean Pearson	371	1993-96
21. J.R. Giddens	369	2004-05
22. Rex Walters	361	1992-93
23. Christian Braun	357	2020-22
24. Ryan Robertson	354	1996-99
25. Tyshawn Taylor	324	2009-12

3-POINT FIELD GOAL PCT.

(Min. 200 attempts; started 1986-87)

1. Milt Newton	100-224	44.6	1987-89
2. Jeff Guelndner	90-205	43.9	1987-90
3. Brandon Rush	205-471	43.5	2005-08
4. Kirk Hinrich	236-546	43.2	2000-03
5. Steve Woodberry	126-298	42.3	1991-94
6. Frank Mason III	185-440	42.0	2014-17
7. Mario Chalmers	180-430	41.9	2005-08
8. Rex Walters	151-361	41.8	1992-93
9. Brady Morningstar	116-281	41.3	2007-11
10. Terry Brown	200-485	41.2	1990-91
11. Devonte' Graham	296-723	40.9	2015-18
Svi Mykhailiuk	237-579	40.9	2015-18
Adonis Jordan	179-437	40.9	1990-93
Ryan Robertson	144-354	40.7	1996-99
15. Tyrel Reed	176-433	40.6	2008-11
Kevin Pritchard	154-379	40.6	1987-90
Lagerald Vick	167-412	40.5	2016-19
18. Jeff Boschee	338-843	40.1	1999-02
19. Keith Langford	102-257	39.7	2002-05
20. Billy Thomas	269-691	38.9	1995-98
21. Jacques Vaughn	105-274	38.3	1994-97
22. Christian Braun	135-357	37.8	2020-22
23. Sherron Collins	232-655	37.7	2007-10

STEALS

(started 1975-76)

1. Darnell Valentine	336	1978-81
2. Mario Chalmers	283	2006-08
3. Aaron Miles	264	2002-05
4. Danny Manning	250	1985-88
5. Russell Robinson	247	2005-08
6. Kirk Hinrich	206	2000-03
7. Devonte' Graham	197	2015-18
8. Kevin Pritchard	190	1987-90
9. Nick Bradford	187	1997-2000
10. Marcus Garrett	181	2018-21
Adonis Jordan	181	1990-93
12. Alonzo Jamison	175	1990-92
13. Jerod Haase	174	1995-97
14. Tyshawn Taylor	172	2009-12
15. Frank Mason III	165	2014-17
16. Jeff Boschee	161	1999-2002
Tony Guy	161	1979-82
18. Jacques Vaughn	160	1994-97
Steve Woodberry	160	1991-94
20. Cedric Hunter	157	1984-87
21. Nick Collison	155	2000-03
22. Dajuan Harris Jr.	150	2021-present
23. Paul Pierce	147	1996-98
24. Sherron Collins	145	2007-10

BLOCKED SHOTS

(started 1974-75)

1. Jeff Withey	311	2010-13
2. Greg Ostertag	258	1992-95
3. Cole Aldrich	253	2008-10
4. Nick Collison	243	2000-03
5. Eric Chenowith	242	1998-2001
6. Scot Pollard	218	1994-97
7. Danny Manning	200	1985-88
8. Udoka Azubuike	172	2017-20
9. Mitch Lightfoot	156	2017-22
10. John Crawford	155	1978-81
11. Sasha Kaun	150	2005-08
12. Donnie Von Moore	147	1974-75, 77-78
13. Raef LaFrentz	138	1995-98
Greg Dreiling	138	1984-86
15. Paul Mokeski	136	1976-79
16. Jamari Traylor	126	2013-16
17. B.J. Williams	112	1994-97
18. Darrell Arthur	109	2007-08
19. Drew Gooden	107	2000-02
20. Patrick Richey	106	1991-94
21. Markieff Morris	103	2009-11
22. Paul Pierce	98	1996-98

DOUBLE-DOUBLES

1. Raef LaFrentz	56	1995-98
2. Danny Manning	45	1985-88
Dave Robisch	45	1969-71
4. Drew Gooden	44	2000-02
5. Wayne Simien	38	2002-05
6. Cole Aldrich	37	2008-10
Nick Collison	37	2000-03
8. Thomas Robinson	32	2009-11
9. Jalen Wilson	26	2020-present
10. Udoka Azubuike	22	2017-20
Dedric Lawson	22	2019
12. Eric Chenowith	21	1998-2001

CONSECUTIVE GAMES STARTED

1. Danny Manning	141	1985-88
2. Raef LaFrentz	116	1995-98
3. Frank Mason III	110	2014-17
Aaron Miles	110	2002-05
5. Wayne Selden Jr.	101	2014-16
6. Jacques Vaughn	100	1994-97
7. Ochai Agbaji	98	2019-22
Keith Langford	98	2002-05
9. Cedric Hunter	89	1984-87
10. Jo Jo White	84	1966-69
11. Devonte' Graham	82	2015-18
12. Greg Dreiling	78	1984-86
13. Kirk Hinrich	73	2000-03

MINUTES PLAYED

1. Danny Manning	4,961	1985-88
2. Devonte' Graham	4,498	2015-18
3. Frank Mason III	4,347	2014-17
4. Kirk Hinrich	4,187	2000-03
5. Jeff Boschee	4,109	1999-2002
6. Sherron Collins	4,071	2007-10
7. Tyshawn Taylor	4,039	2009-12
8. Kevin Pritchard	3,982	1987-90
9. Ochai Agbaji	3,978	2019-22
10. Tony Guy	3,911	1979-82
11. Darnell Valentine	3,906	1978-81

GAMES PLAYED

1. Mitch Lightfoot	168	2017-22
2. Danny Manning	147	1985-88
3. Tyshawn Taylor	146	2009-12
4. Frank Mason III	145	2014-17
5. Jamari Traylor	143	2013-16
Sherron Collins	143	2007-10
7. Devonte' Graham	142	2015-18
Nick Collison	142	2000-03
Ryan Robertson	142	1996-99
10. Kirk Hinrich	141	2000-03

SINGLE SEASON RECORDS - INDIVIDUAL

POINTS

1.	Danny Manning (1988)	942
2.	Clyde Lovellette (1952)	886
3.	Danny Manning (1987)	860
4.	Wilt Chamberlain (1957) 800	
5.	Paul Pierce (1998)	777
6.	Frank Mason III (2017)	753
7.	Drew Gooden (2002)	734
8.	Ochai Agbaji (2022)	732
9.	Nick Collison (2003)	702
10.	Dedric Lawson (2019)	700
--		
	Jalen Wilson (2023)	612

POINTS PER GAME

1.	Wilt Chamberlain (1958) 30.1	
2.	Wilt Chamberlain (1957) 29.6	
3.	Clyde Lovellette (1952)	28.6
4.	Dave Robisch (1970)	26.5
5.	Bud Stallworth (1972)	25.3
6.	Danny Manning (1988)	24.8
7.	Danny Manning (1987)	23.9
8.	Walter Wesley (1965)	23.5
9.	Clyde Lovellette (1951)	22.8
10.	Wayne Hightower (1960) 21.8	
--		
	Jalen Wilson (2023)	19.7

REBOUNDS

1.	Wilt Chamberlain (1957) 510	
2.	Thomas Robinson (2012) 463	
3.	Drew Gooden (2002)	423
4.	Clyde Lovellette (1952)	410
5.	Cole Aldrich (2009)	387
6.	Bill Bridges (1960)	385
7.	Nick Collison (2003)	380
8.	Dedric Lawson (2019)	371
9.	Wilt Chamberlain (1958) 367	
10.	Cole Aldrich (2010)	354
--		
	Jalen Wilson (2023)	259

REBOUNDS PER GAME

1.	Wilt Chamberlain (1957) 18.9	
2.	Wilt Chamberlain (1958) 17.5	
3.	Bill Bridges (1961)	14.1
4.	Bill Bridges (1960)	13.8
5.	Bill Bridges (1959)	13.7
6.	Clyde Lovellette (1952)	13.2
7.	Dave Robisch (1970)	12.1
8.	Thomas Robinson (2012) 11.9	
9.	Wayne Hightower (1961) 11.6	
10.	Drew Gooden (2002)	11.4
	Raef LaFrentz (1998)	11.4

DOUBLE-DOUBLES

1.	Thomas Robinson (2012) 27	
2.	Drew Gooden (2002)	25
3.	Dedric Lawson (2019)	22
4.	Cole Aldrich (2009)	21
	Raef LaFrentz (1997)	21
6.	Raef LaFrentz (1998)	19
7.	Dave Robisch (1970)	19
8.	Danny Manning (1987)	18
9.	Dave Robisch (1971)	17
10.	Wayne Simien (2005)	16
	Nick Collison (2003)	16
--		
	Jalen Wilson (2023)	10

ASSISTS

1.	Devonte' Graham (2018) 282	
2.	Cedric Hunter (1986)	278
3.	Aaron Miles (2002)	252
4.	Ryan Robertson (1998)	248
5.	Aaron Miles (2003)	244
6.	Aaron Miles (2004)	242
7.	Jacque Vaughn (1995)	238
8.	Kirk Hinrich (2001)	229
9.	Jacque Vaughn (1996)	223
10.	Aaron Miles (2005)	216
--		
	Dajuan Harris Jr. (2023) 194	

STEALS

1.	Mario Chalmers (2008)	97
	Mario Chalmers (2007)	97
3.	Darnell Valentine (1981)	92
4.	Aaron Miles (2003)	91
	Darnell Valentine (1979)	91

6.	Mario Chalmers (2006)	89
7.	Alonzo Jamison (1992)	83
8.	3x (last Alonzo Jamison, 1991)	80

Kevin McCullar Jr. (2023) 63
Dajuan Harris Jr. (2023) 63

BLOCKED SHOTS

1.	Jeff Withey (2013)	146
2.	Jeff Withey (2012)	140
3.	Cole Aldrich (2010)	125
4.	Greg Ostertag (1994)	97
5.	Cole Aldrich (2009)	94
6.	Greg Ostertag (1995)	91
7.	Scot Pollard (1996)	84
8.	Nick Collison (2002)	83
9.	Udoka Azubuike (2020)	80
10.	Eric Chenowith (1999)	78
11.	Nick Collison (2003)	74

FIELD GOALS MADE

1.	Danny Manning (1988)	381
2.	Clyde Lovellette (1952)	352
3.	Danny Manning (1987)	347
4.	Paul Pierce (1998)	287
5.	Drew Gooden (2002)	285
6.	Nick Collison (2003)	281
7.	Danny Manning (1986)	279
8.	Bud Stallworth (1972)	277
9.	Wilt Chamberlain (1957) 275	
--		
	Jalen Wilson (2023)	208

FIELD GOALS ATTEMPTED

1.	Clyde Lovellette (1952)	742
2.	Danny Manning (1988)	653
3.	Bud Stallworth (1972)	620
4.	Wilt Chamberlain (1957) 588	
5.	Drew Gooden (2002)	566
6.	Danny Manning (1987)	562
7.	Paul Pierce (1998)	559
8.	Clyde Lovellette (1951)	554
9.	Ochai Agbaji (2022)	542
10.	Dave Robisch (1970)	526
11.	Sherron Collins (2009)	521
--		
	Jalen Wilson (2023)	500

FIELD GOAL PCT. (MIN 175 ATT.)

1.	Udoka Azubuike (2018)	77.0
2.	Udoka Azubuike (2020)	74.8
3.	Mark Randall (1989)	64.6
4.	Mark Randall (1991)	64.3
5.	Richard Scott (1992)	63.9
6.	Landen Lucas (2017)	63.1
7.	KJ Adams Jr. (2023)	62.6
	Darnell Jackson (2008)	62.6
9.	Sasha Kaun (2008)	61.9
10.	Danny Manning (1987)	61.7

FREE THROWS MADE

1.	Wilt Chamberlain (1957) 250	
2.	Wayne Hightower (1960) 193	
3.	Frank Mason III (2017)	189
	Dave Robisch (1970)	189
5.	Clyde Lovellette (1952)	182
6.	Wilt Chamberlain (1958) 177	
7.	Andrew Wiggins (2014)	176
8.	Danny Manning (1988)	171
9.	Dedric Lawson (2019)	167
	Devonte' Graham (2018) 167	
--		
	Jalen Wilson (2023)	135

FREE THROWS ATTEMPTED

1.	Wilt Chamberlain (1957) 399	
2.	Wilt Chamberlain (1958) 292	
3.	Wayne Hightower (1960) 285	
4.	Walter Wesley (1966)	262
5.	Dave Robisch (1970)	254
6.	Clyde Lovellette (1952)	250
7.	Thomas Robinson (2012) 239	
8.	Frank Mason III (2017)	238
9.	B. H. Born (1953)	234
10.	Danny Manning (1988)	233
	Dave Robisch (1971)	233

FREE THROW PCT. (MIN. 75 ATT.)

1.	Steve Woodberry (1993) 87.9	
2.	Rex Walters (1993)	87.3
3.	Ryan Robertson (1999)	87.1
4.	Al Kelley (1954)	86.2
5.	Calvin Thompson (1984) 85.9	
6.	Sherron Collins (2010)	85.5
7.	Gradey Dick (2023)	85.2
8.	Ron Kellogg (1986)	84.3
	Kirk Hinrich (2003)	84.3

3-POINT FIELD GOALS MADE

1.	Svi Mykhailiuk (2018)	115
2.	Terry Brown (1991)	111
3.	Devonte' Graham (2018) 110	
	Jeff Boschee (2002)	110
5.	Billy Thomas (1998)	105
6.	Ochai Agbaji (2022)	103
7.	Devonte' Graham (2017)	94
8.	Kirk Hinrich (2003)	89
	Terry Brown (1990)	89
10.	Malik Newman (2018)	85
--		
	Gradey Dick (2023)	73
	Jalen Wilson (2023)	61

3-POINT FIELD GOALS ATTEMPTED

1.	Terry Brown (1991)	277
2.	Devonte' Graham (2018) 271	
3.	Billy Thomas (1998)	262
4.	Svi Mykhailiuk (2018)	259
5.	Ochai Agbaji (2022)	252
6.	Devonte' Graham (2017) 242	
7.	Jeff Boschee (2002)	237
8.	Jeff Boschee (1999)	222
	Kirk Hinrich (2003)	219
10.	Terry Brown (1990)	208
--		
	Jalen Wilson (2023)	182
	Gradey Dick (2023)	180

3-PT FIELD GOAL PCT. (MIN. 80 ATT)

1.	Kirk Hinrich (2001)	50.5
2.	Aaron Miles (2005)	50.0
3.	Jeff Gaudner (1990)	48.6
4.	Kirk Hinrich (2002)	47.8
5.	Tyrel Reed (2010)	47.3
6.	Brandon Rush (2006)	47.2
7.	Frank Mason III (2017)	47.1
8.	Mario Chalmers (2008)	46.8
9.	Jeff Boschee (2002)	46.4
--		
	Gradey Dick (2023)	40.6

MINUTES PLAYED

1.	Devonte' Graham (2018) 1,435	
2.	Ochai Agbaji (2022)	1,368
3.	Danny Manning (1988)	1,336
4.	Tyshawn Taylor (2012)	1,303
5.	Frank Mason III (2017)	1,301
6.	Frank Mason III (2016)	1,272
7.	Devonte' Graham (2017) 1,269	
8.	Danny Manning (1986)	1,256
9.	Elijah Johnson (2012)	1,254
10.	Travis Releford (2013)	1,252

MINUTES PER GAME

1.	Tony Guy (1982)	39.4
2.	David Magley (1982)	39.0
3.	Clinton Johnson (1976)	38.2
4.	Wilmore Fowler (1979)	37.9
5.	Devonte' Graham (2018) 37.8	
6.	Darnell Valentine (1981)	37.1
7.	John Douglas (1977)	36.4
8.	Carl Henry (1983)	36.2
	Tony Guy (1981)	36.2
10.	Frank Mason III (2017)	36.1
--		
	Jalen Wilson (2023)	35.2

SINGLE SEASON TEAM RECORDS

POINTS PER GAME

	YEAR	PTS	GMS	AVG
1.	1989-90	3223	35	92.1
2.	2001-02	3365	37	90.9
3.	1988-89	2758	31	89.0
4.	1996-97	3058	36	84.9
5.	1997-98	3300	39	84.6
--				
	2022-23	2,343	31	75.6

FIELD GOAL PCT.

	YEAR	FGs	FGAs	FG%
1.	1985-86	1260	2266	55.6
2.	1984-95	1019	1898	53.7
3.	1989-90	1204	2258	53.3
4.	1988-89	1024	1925	53.2
5.	1983-84	924	1769	52.2
--				
	2022-23	860	1854	46.4

3-POINT FIELD GOALS MADE

YEAR	3FGs
1. 2017-18	391
2. 2016-17	318
3. 2015-16	304
4. 2021-22	286
5. 2010-11	271
2007-08	271
--	
2022-23	220

3-POINT FIELD GOAL ATTEMPTS

YEAR	3FGAs
1. 2017-18	974
2. 2016-17	787
3. 2021-22	792
4. 2018-19	743
5. 2015-16	728
6. 2010-11	710
--	
2022-23	633

3-PT FIELD GOAL PCT.

	YEAR	3FGs	3FGAs	3FG%
1.	1989-90	230	531	43.3
2.	2015-16	304	728	41.8
3.	2001-02	224	536	41.8
4.	1988-89	143	344	41.6
5.	1992-93	215	527	40.8
--				
	2022-23	220	633	34.8

ASSISTS PER GAME

	YEAR	AST	GMS	AVG
1.	1989-90	763.	35	21.8
2.	1985-86	814.	39.	20.9
3.	2001-02	767.	37.	20.7
4.	1988-89	620.	31.	20.0
5.	2000-01	641.	33.	19.4
	1984-85	660.	34.	19.4
--				
	2022-23	524.	31.	16.9

STEALS PER GAME				
	YEAR	STL	GMS	AVG
1.	2002-03	373	38	9.8
2.	2005-06	323	33	9.8
3.	1996-97	351	36	9.8
4.	2001-02	357	37	9.7
5.	1990-91	325	35	9.3
--				
	2022-23	271	31	8.7

OPPONENT FIELD GOAL PCT.
(since 1985-86 [shot clock era])

	YEAR	OPP. FG%
1.	2012-13	36.1
2.	2005-06	37.0
	2006-07	37.6
4.	2019-20	37.7
5.	2000-02	37.8
	1994-95	37.8
--		
	2022-23	41.3

OPPONENT 3-POINT FG PCT.

YEAR	OPP. 3FG%
1. 2021-22	29.8
2010-11	29.8
3. 2012-13	30.3
4. 2019-20	30.5
1998-99	30.5
1991-92	30.5
--	
2022-23	31.5

FRESHMAN RECORDS

POINTS SCORED

1. Andrew Wiggins (2014).....	597
2. Ben McLemore (2013).....	589
3. Josh Jackson (2017).....	572
4. Danny Manning (1985).....	496
5. Xavier Henry (2010).....	483
6. Brandon Rush (2006).....	444
7. Gradey Dick (2023).....	442
Devon Dotson (2019).....	442
9. Kerry Boagni (1983).....	408
10. Paul Pierce (1996).....	404
11. Darnell Valentine (1978).....	392
12. Mario Chalmers (2006).....	379
13. J.R. Giddens (2004).....	374
14. Darrell Arthur (2007).....	361
Jeff Boschee (1999).....	361
16. Nick Collison (2000).....	357
17. Sherron Collins (2007).....	354

SCORING AVERAGE

1. Andrew Wiggins (2014).....	17.1
2. Josh Jackson (2017).....	16.3
3. Ben McLemore (2013).....	15.9
4. Danny Manning (1985).....	14.6
5. Gradey Dick (2023).....	14.3
6. Kerry Boagni (1983).....	14.1
7. Brandon Rush (2006).....	13.5
Darnell Valentine (1978).....	13.5
9. Xavier Henry (2010).....	13.4
10. Devon Dotson (2019).....	12.3
11. Paul Pierce (1996).....	11.9

REBOUNDS

1. Josh Jackson (2017).....	258
Danny Manning (1985).....	258
3. Drew Gooden (2000).....	248
4. Nick Collison (2000).....	234
5. Raef LaFrentz (1995).....	231
6. Jalen Wilson (2021).....	230
7. Joel Embiid (2014).....	227
8. Norm Cook (1974).....	196
9. Brandon Rush (2006).....	195
10. Ben McLemore (2013).....	192
11. Eric Chenowith (1998).....	191

REBOUND AVERAGE

1. Joel Embiid (2014).....	8.1
2. Jalen Wilson (2021).....	7.9
3. Danny Manning (1985).....	7.6
4. Drew Gooden (2000).....	7.5
Raef LaFrentz (1995).....	7.5
6. Josh Jackson (2017).....	7.4
7. Nick Collison (2000).....	6.9
8. Norm Cook (1974).....	6.5
9. Paul Mokeski (1976).....	6.4
10. Brandon Rush (2006).....	5.9
11. Cliff Alexander (2015).....	5.3
Wayne Simien (2002).....	5.3
Paul Pierce (1996).....	5.3

-- **Gradey Dick (2023)..... 4.9**

ASSISTS

1. Aaron Miles (2002).....	252
2. Jacque Vaughn (1994).....	181
3. Mark Turgeon (1984).....	138
4. Darnell Valentine (1978).....	130
5. Devon Dotson (2019).....	127
Mario Chalmers (2006).....	127
7. Kirk Hinrich (2000).....	123
8. Jeff Boschee (1999).....	121
9. Sherron Collins (2007).....	112
10. Adonis Jordan (1990).....	109

BLOCKED SHOTS

1. Joel Embiid (2014).....	72
2. Eric Chenowith (1998).....	62
3. Darrell Arthur (2007).....	54
4. David Padgett (2004).....	43
5. Julian Wright (2006).....	42
6. Josh Jackson (2017).....	37
Cliff Alexander (2015).....	37
8. Cole Aldrich (2008).....	34
9. Greg Ostertag (1992).....	34
Danny Manning (1985).....	34

STEALS

1. Mario Chalmers (2006).....	89
2. Darnell Valentine (1978).....	80
3. Aaron Miles (2002).....	60
4. Josh Jackson (2017).....	59
5. Danny Manning (1985).....	58
6. Xavier Henry (2010).....	54
7. Devon Dotson (2019).....	49
8. Gradey Dick (2023).....	45
9. Paul Pierce (1996).....	44

FIELD GOALS

1. Josh Jackson (2017).....	220
2. Danny Manning (1985).....	209
3. Ben McLemore (2013).....	198
4. Andrew Wiggins (2014).....	189
5. Kerry Boagni (1983).....	171
6. Brandon Rush (2006).....	170
7. Xavier Henry (2010).....	162
8. Gradey Dick (2023).....	150
9. Darrell Arthur (2007).....	149
10. Devon Dotson (2019).....	147

FIELD GOAL ATTEMPTS

1. Josh Jackson (2017).....	429
2. Andrew Wiggins (2014).....	422
3. Ben McLemore (2013).....	400
4. Danny Manning (1985).....	369
5. Brandon Rush (2006).....	359
6. Xavier Henry (2010).....	354
Kerry Boagni (1983).....	354
8. Paul Pierce (1996).....	341
9. Jeff Boschee (1999).....	322
10. Ricky Ross (1980).....	320

FIELD GOAL PERCENTAGE

1. Joel Embiid (2014).....	62.6
2. David McCormack (2019).....	62.5
3. Jeff Guelndner (1987).....	59.5
4. Cheick Diallo (2016).....	56.9
Travis Releford (2009).....	56.9
6. Cliff Alexander (2015).....	56.6
Danny Manning (1985).....	56.6
8. Julian Wright (2006).....	56.4
9. Richard Scott (1991).....	56.3
10. Carlton Bragg Jr. (2016).....	56.1

FREE THROWS

1. Andrew Wiggins (2014).....	176
2. Ben McLemore (2013).....	120
3. Devon Dotson (2019).....	115
4. Josh Jackson (2017).....	98
Joel Embiid (2014).....	98
6. Xavier Henry (2010).....	90
7. Mario Chalmers (2006).....	89
8. Paul Pierce (1996).....	83
9. Kelly Oubre Jr. (2015).....	79
Keith Langford (2002).....	79

-- **Gradey Dick (2023)..... .69**

FREE THROW ATTEMPTS

1. Andrew Wiggins (2014).....	227
2. Josh Jackson (2017).....	173
3. Devon Dotson (2019).....	147
4. Joel Embiid (2014).....	143
Darnell Valentine (1978).....	143
6. Ben McLemore (2013).....	138
7. Paul Pierce (1996).....	137
8. Jalen Wilson (2021).....	119
9. Xavier Henry (2010).....	115
10. Mario Chalmers (2006).....	113
Keith Langford (2002).....	113

FREE THROW PERCENTAGE

1. Ben McLemore (2013).....	87.0
2. Gradey Dick (2023).....	85.2
3. Greg Gurley (1992).....	80.0
4. Aaron Miles (2002).....	79.3
Calvin Thompson (1983).....	78.9
6. Mario Chalmers (2006).....	78.8
7. Steve Woodberry (1991).....	78.4
8. Xavier Henry (2010).....	78.3
9. Devon Dotson (2019).....	78.2
10. Andrew Wiggins (2014).....	77.5
11. Ryan Robertson (1996).....	77.0

3-POINT FIELD GOALS

1. Jeff Boschee (1999).....	79
2. J.R. Giddens (2004).....	74
3. Gradey Dick (2023).....	73
Ben McLemore (2013).....	73
5. Xavier Henry (2010).....	69
6. Quentin Grimes (2019).....	54
7. Brandon Rush (2006).....	50
8. Billy Thomas (1995).....	49
9. Mario Chalmers (2006).....	48
10. Sherron Collins (2007).....	47
11. Andrew Wiggins (2014).....	43

3-FIELD GOALS ATTEMPTED

1. Jeff Boschee (1999).....	222
2. J.R. Giddens (2004).....	182
3. Gradey Dick (2023).....	175
4. Ben McLemore (2013).....	174
5. Xavier Henry (2010).....	165
6. Quentin Grimes (2019).....	159
7. Wayne Selden Jr. (2014).....	128
Mario Chalmers (2006).....	128
9. Andrew Wiggins (2014).....	126
Billy Thomas (1995).....	126
11. Jalen Wilson (2021).....	120
12. Sherron Collins (2007).....	116

3-FG PERCENTAGE

1. Jeff Guelndner (1987).....	57.1
2. Brandon Rush (2006).....	47.2
3. Steve Woodberry (1991).....	45.5
4. Ryan Robertson (1996).....	45.2
5. Christian Braun (2020).....	44.4
6. Ben McLemore (2013).....	42.0
7. Xavier Henry (2010).....	41.8
8. Patrick Richey (1991).....	41.5
9. Kevin Pritchard (1987).....	40.9
10. Gradey Dick (2023).....	40.6

MINUTES PLAYED

1. Ben McLemore (2013).....	1,191
2. Devon Dotson (2019).....	1,168
3. Andrew Wiggins (2014).....	1,148
4. Danny Manning (1985).....	1,120
5. Josh Jackson (2017).....	1,077
6. Brandon Rush (2006).....	1,047
7. Wayne Selden Jr. (2014).....	1,022
8. Aaron Miles (2002).....	1,017
9. Gradey Dick (2023).....	1,006
10. Xavier Henry (2010).....	990

GAMES PLAYED

1. Marcus Garrett (2018).....	39
Eric Chenowith (1998).....	39
Kenny Gregory (1998).....	39
4. Sherron Collins (2007).....	38
5. Ben McLemore (2013).....	37
Perry Ellis (2013).....	37
Keith Langford (2002).....	37
Aaron Miles (2002).....	37
9. Devon Dotson (2019).....	36
Quentin Grimes (2019).....	36
Kelly Oubre Jr. (2015).....	36
Xavier Henry (2010).....	36
Darrell Arthur (2007).....	36
Kevin Pritchard (1987).....	36

-- **Gradey Dick (2023)..... 31**

GAMES STARTED

1. Ben McLemore (2013).....	37
2. Wayne Selden Jr. (2014).....	35
Andrew Wiggins (2014).....	35
4. Devon Dotson (2019).....	36
Quentin Grimes (2019).....	36
Xavier Henry (2010).....	36
Aaron Miles (2002).....	36
8. Josh Jackson (2017).....	35
Jacque Vaughn (1994).....	35
10. Tyshawn Taylor (2009).....	33
Brandon Rush (2006).....	33
Nick Collison (2000).....	33
Paul Pierce (1996).....	33
Danny Manning (1985).....	33

-- **Gradey Dick (2023)..... 31**

THE LAST TIME...

A TEAM SCORED 100+ POINTS IN A GAME		
KU	102 (W, 102-83)	vs. Kansas State, 2-22-22
Opp.	102 (L, 90-102)	by Gonzaga, 11-26-20
A TEAM SCORED 50 OR FEWER POINTS IN A GAME		
KU	50 (L, 50-64)	vs. Tennessee, 11-25-22
Opp.	50 (W, 76-50)	by Miami, 3-27-22
A TEAM SCORED 90+ POINTS IN ALLEN FIELDHOUSE		
KU	91 (W, 91-65)	vs. Seton Hall, 12-1-22
Opp.	91 (W,94-91 2OT)	by Texas Tech, 1-24-22
A TEAM SCORED 60 OR FEWER POINTS IN ALLEN FIELDHOUSE		
KU	60 (L, 60-83)	vs. TCU, 1-21-23
Opp.	60 (W, 62-60)	by Iowa State, 1-14-23
A TEAM SCORED 90 POINTS IN A LOSS		
KU	90 (90-102)	vs. Gonzaga, 11-26-20
Opp.	91 (W, 94-91 2OT)	by Texas Tech, 1-24-22
A TEAM SCORED 60 OR FEWER POINTS IN A VICTORY		
KU	59 (W, 59-41)	at Kansas State, 2-17-21
Opp.	56 (L, 55-56)	by Villanova, 11-21-19
A TEAM HAD 5+ PLAYERS SCORE IN DOUBLE FIGURES		
KU	Harris (17), Dick (16), McCullar (16), Adams Jr. (13), Wilson (11)	vs. West Virginia, 2-25-23
Opp.	Jolly (14), Myers (14), Clayton (13), Joseph (10), Joiner (10)	by Iona, 11-28-21
A TEAM WON A GAME BY 25+ POINTS		
KU	+28 (95-67)	at Missouri, 12-10-22
Opp.	+34 (51-85)	by USC, 3-22-21
A TEAM WON A GAME BY 50+ POINTS		
KU	+55 (112-57)	vs. Monmouth, 11-15-19
Opp.		Never
A TEAM WON AN OVERTIME GAME (SINGLE-OVERTIME)		
KU	69-68	vs. Wisconsin, 11-24-22
Opp.	83-82	by Kansas State, 1-17-23
A TEAM WON A DOUBLE-OVERTIME GAME		
KU	94-91	vs. Texas Tech, 1-24-22
Opp.	80-79	by Texas Tech, 2-14-05
A TEAM WON A TRIPLE-OVERTIME GAME		
KU	109-106	vs. Oklahoma, 1-4-16
Opp.	76-73	by Oklahoma State, 2-4-81
A TEAM SHOT 60% FG IN A GAME		
KU	64.1% (41-64)	vs. Kansas State, 2-22-22
Opp.	64.5% (40-62)	by Gonzaga, 11-26-20
A TEAM SHOT 30% OR WORSE FG IN A GAME		
KU	29.0% (18-62)	vs. USC, 3-22-21
Opp.	27.9% (19-68)	by West Virginia, 2-19-22
A TEAM MADE 12+ 3-POINT FG IN A GAME		
KU	13	vs. Texas Southern, 11-28-22
Opp.	13	by Oklahoma State, 12-31-22
A TEAM DID NOT MAKE A 3-POINT FG IN A GAME		
KU	0-8	vs. TCU, 3-12-15
Opp.	0-9	by Stanford, 3-23-14
A TEAM SHOT 60% 3-POINT FG IN A GAME (min. 10)		
KU	62.5% (15-24)	vs. Kansas State, 2-22-22
Opp.	61.1% (11-18)	by USC, 3-22-21
A TEAM MADE 30+ FREE THROWS IN A GAME		
KU	31	vs. Oklahoma, 1-10-23
Opp.	30	by Stanford, 12-3-16
A TEAM MADE 5 OR FEWER FREE THROWS IN A GAME		
KU	2	at Texas Tech, 1-3-23
Opp.	4	by Oklahoma, 2-11-23

A TEAM ATTEMPTED 40+ FREE THROWS IN A GAME		
KU	44	vs. West Virginia, 2-13-17
Opp.	47	by West Virginia, 1-12-16
A TEAM SHOT 90% OR BETTER FREE THROWS IN A GAME		
KU	90.0 (9-10)	at Kentucky, 1-28-23
Opp.	90.9 (10-11)	by TCU, 3-3-22
A TEAM SHOT 40% OR WORSE FREE THROWS IN A GAME		
KU	40.0% (4-10)	at Villanova, 11-21-19
Opp.	35.7% (4-17)	by Oklahoma, 2-11-23
A TEAM HAD 25+ OFFENSIVE REBOUNDS IN A GAME		
KU	28	vs. Fort Hays State, 12-10-03
Opp.	26	by Baylor, 1-12-19
A TEAM HAD 5 OR FEWER OFFENSIVE REBOUNDS IN A GAME		
KU	4	vs. Texas Tech, 2-28-23
Opp.	2	by Oklahoma State, 2-14-23
A TEAM HAD 30+ DEFENSIVE REBOUNDS IN A GAME		
KU	35	at TCU, 2-20-23
Opp.	32	by Texas, 3-4-23
A TEAM HAD 40+ DEFENSIVE REBOUNDS IN A GAME		
KU	43	vs. Oklahoma, 1-4-16
Opp.	41	by Oklahoma, 1-4-16
A TEAM HAD 50+ TOTAL REBOUNDS IN A GAME		
KU	50	vs. Wisconsin, 11-24-22
Opp.	55	by North Carolina, 4-4-22
A TEAM HAD 60+ TOTAL REBOUNDS IN A GAME		
KU	60	vs. Oklahoma, 1-4-16
Opp.		Never
A TEAM HAD 25 OR FEWER TOTAL REBOUNDS IN A GAME		
KU	24	at Texas Tech, 1-8-22
Opp.	25	by Seton Hall, 12-1-22
A TEAM OUT-REBOUNDED ITS OPPONENT BY 15+		
KU	+15 (50-35)	vs. Wisconsin, 11-24-22
Opp.	+18 (45-27)	by Tennessee, 11-25-22
A TEAM OUT-REBOUNDED ITS OPPONENT BY 20+		
KU	+21 (48-27)	vs. West Virginia, 3-10-22
Opp.	+20 (55-35)	by North Carolina, 4-4-22
A TEAM OUT-REBOUNDED ITS OPPONENT BY 30+		
KU	+30 (61-31)	vs. Alcorn State, 12-2-09
Opp.		Never
3+ PLAYERS WITH 10+ REBOUNDS IN A GAME		
KU	J. Wilson (13), C. Braun (11), D. McCormack (10)	vs. Texas, 3-5-22
Opp.	A. Bacot (15), B. Manek (13), R.J. Davis (12)	of North Carolina, 4-4-22
2 PLAYERS WITH A DOUBLE-DOUBLE IN SAME GAME		
KU	D. Harris (10p, 10a), K. McCullar (11p,11r)	vs. Indiana, 12-17-22
Opp.	B. Manek (13p, 13r), A. Bacot (15p, 15r), R.J. Davis (15p, 12r)	of North Carolina, 4-4-22
3 PLAYERS WITH A DOUBLE-DOUBLE IN SAME GAME		
KU	J. Wilson (17p,13r), D. McCormack (22p, 10r), C. Braun (13p, 11r)	vs. Texas, 3-5-22
Opp.	B. Manek (13p, 13r), A. Bacot (15p, 15r), R.J. Davis (15p, 12r)	of North Carolina, 4-4-22
A PLAYER WITH A TRIPLE-DOUBLE IN A GAME		
KU	Jeff Withey (16 pts, 12 reb, 12 blk)	vs. San Jose State, 11-26-12
Opp.	Denzel Valentine (29 pts, 12 reb, 12 ast)	of Michigan State, 11-17-15
A TEAM HAD 25+ ASSISTS IN A GAME		
KU	26	at Oklahoma State, 2-14-23
Opp.	26	by Oklahoma, 1-10-94
A TEAM HAD 7 OR FEWER ASSISTS IN A GAME		
KU	7	vs. Providence, 3-25-22
Opp.	7	by Texas Southern, 11-28-22

THE LAST TIME...

A TEAM HAD 15+ STEALS IN A GAME			
KU	16	at Oklahoma, 2-11-23	
Opp.	22	by West Virginia, 1-16-16	

A TEAM DID NOT HAVE A STEAL IN A GAME			
KU		vs. Syracuse, 3-18-01	
Opp.		Oakland, 11-25-09	

A TEAM HAD 10+ BLOCKED SHOTS IN A GAME			
KU	13	vs. Duke, 11-15-22	
Opp.	12	by Kentucky, 12-1-20	

A TEAM DID NOT BLOCK A SHOT IN A GAME			
KU		vs. NC State, 11-23-22	
Opp.		by Iowa State, 2-4-23	

A TEAM COMMITTED 30+ FOULS IN A GAME			
KU	32	vs. Indiana, 11-11-16	
Opp.	31	by West Virginia, 2-13-17	

A TEAM COMMITTED 10 OR FEWER FOULS IN A GAME			
KU	7	vs. Villanova, 4-2-22	
Opp.	6	by Texas Tech, 1-3-23	

A TEAM HAD TWO PLAYERS DISQUALIFIED (FOUL OUT)			
KU	KJ Adams / Gradey Dick / Kevin McCullar		at Kansas State, 1-17-23
Opp.	Sam Waardenburg / Jordan Miller		of Miami, 3-27-22

A TEAM HAD THREE PLAYERS DISQUALIFIED (FOUL OUT)			
KU	KJ Adams / Gradey Dick / Kevin McCullar		at Kansas State, 1-17-23
Opp.	Poythress / Willis / Lee / Labissiere		of Kentucky, 1-30-16

A TEAM HAD FOUR PLAYERS DISQUALIFIED (FOUL OUT)			
KU	Frank Mason III / Devonte' Graham / Carlton Bragg Jr. / Landen Lucas		vs. Indiana, 11-11-16
Opp.			Never

A TEAM SCORED 50+ POINTS IN A HALF			
KU	50, 1st half	at Missouri, 12-10-22	
Opp.	51, 1st half	by Kentucky, 1-29-22	

A TEAM SCORED 60+ POINTS IN A HALF			
KU	66, 1st half	vs. Texas Southern, 11-21-17	
Opp.	60, 2nd half	by Texas Tech, 2-13-99	

A TEAM HAD 20 OR FEWER POINTS IN A HALF			
KU	20, 1st half	vs. UTEP, 3-4-21	
Opp.	20, 1st half	by Wisconsin, 11-24-22	

A TEAM SHOT 70% OR BETTER FG IN A HALF			
KU	70.8 (17-24), 2nd half	at Oklahoma State, 1-4-22	
Opp.	75.0, 1st half	by Baylor, 1-25-93	

A TEAM SHOT 20% OR WORSE FG IN A HALF			
KU	13.6%, 1st half	at TCU, 2-6-13	
Opp.	20.0%, 1st half	by Providence, 3-25-22	

A TEAM MADE 9+ 3-POINTERS IN A HALF			
KU	9, 2nd half	vs. West Virginia, 12-22-20	
Opp.	9, 1st half	by Oklahoma State, 12-31-22	

A TEAM MADE DID NOT MAKE A 3-POINTER IN A HALF			
KU	0-5, 1st half	vs. Miami, 3-27-22	
Opp.	0-6, 1st half	by Kentucky, 1-28-23	

A TEAM DID NOT MAKE A FREE THROW IN A HALF			
KU	1st half (0-0)	at Texas Tech, 1-3-23	
Opp.	1st half (0-0)	by North Dakota State, 11-10-22	

A TEAM DID NOT ATTEMPT A FREE THROW IN A HALF			
KU	1st half	at Texas Tech, 1-3-23	
Opp.	1st half	by North Dakota State, 11-10-22	

A TEAM HAD 30+ REBOUNDS IN A HALF			
KU	30, 1st half	at Oklahoma State, 1-4-22	
Opp.	31, 2nd half	by Baylor, 1-12-19	

A TEAM HAD 15+ ASSISTS IN A HALF			
KU	15, 1st half	at Texas Tech, 1-3-23	
Opp.	15, 1st half	by North Carolina, 3-25-12	

A TEAM DID NOT HAVE A TURNOVER IN A HALF			
KU	1st half	vs. Texas, 1-14-19	
Opp.	2nd half	vs. Kansas State, 1-13-18	

A TEAM HAD 10+ STEALS IN A HALF			
KU	10, 1st half	vs. Texas, 1-21-17	
Opp.	11, 2nd half	by Long Beach State, 12-6-11	

A TEAM HAD 7+ BLOCKED SHOTS IN A HALF			
KU	7, 1st half	vs. Duke, 11-15-22	
Opp.	7, 1st half	by Kentucky, 12-1-20	

A PLAYER SCORED 30+ POINTS IN A GAME			
KU	30 by Jalen Wilson	vs. TCU, 1-21-23	
Opp.	33 by Bryson Williams	of Texas Tech, 1-24-22	

A PLAYER SCORED 40+ POINTS IN A GAME			
KU	41 by Andrew Wiggins	at West Virginia, 3-8-14	
Opp.	46 by Buddy Hield	of Oklahoma, 1-4-16	

A PLAYER SHOT 80% OR BETTER FG IN A GAME (MIN. 10 ATT.)			
KU	80.0 (8-10) by KJ Adams	at Kentucky, 1-28-23	
Opp.	90.9 (10-11) by Eric Paschall	of Villanova, 3-31-18	

A PLAYER MADE 7+ 3-POINTERS IN A GAME			
KU	7 by Ochai Agbaji	vs. Texas Tech, 1-24-22	
Opp.	7 by Bryce Thompson	of Oklahoma State, 12-31-22	

A PLAYER SHOT 100% 3-POINT FG (MIN. 5 ATT.)			
KU	5-5 by Dajuan Harris Jr.	at Texas Tech, 1-3-23	
Opp.	5-5 by Marial Shayok	of Iowa State, 1-5-19	

A PLAYER MADE 12+ FREE THROWS IN A GAME			
KU	13 (13-13) by Devonte' Graham	vs. Texas Tech, 1-2-18	
Opp.	19 (19-22) by Reid Travis	of Stanford, 12-3-16	

A PLAYER SHOT 100% FREE THROWS IN A GAME (MIN. 10 ATT.)			
KU	10-10 by David McCormack	vs. Texas, 3-5-18	
Opp.	11-11 by Malik Curry	of West Virginia, 3-10-22	

A PLAYER HAD 8+ OFFENSIVE REBOUNDS IN A GAME			
KU	8 by KJ Adams	vs. Omaha, 11-7-22	
Opp.	8 by Oscar Tschibwe	of West Virginia, 1-4-20	

A PLAYER HAD 12+ DEFENSIVE REBOUNDS IN A GAME			
KU	12 by Jalen Wilson	at TCU, 2-20-23	
Opp.	12 by Jaylon Tyson	of Texas Tech, 2-28-23	

A PLAYER HAD 15+ TOTAL REBOUNDS IN A GAME			
KU	15 by David McCormack	at Kansas State, 1-22-22	
Opp.	18 by Fardaws Aimaq	of Texas Tech, 2-28-23	

A PLAYER HAD 10+ ASSISTS IN A GAME			
KU	11 by Dajuan Harris Jr.	at Kansas State, 1-17-23	
Opp.	10 by Tamin Lipsey	of Iowa State, 2-4-23	

A PLAYER HAD 7+ TURNOVERS IN A GAME			
KU	7 by Jalen Wilson	vs. Oklahoma, 1-9-21	
Opp.	7 Kadary Richmond	of Seton Hall, 12-1-22	

A PLAYER HAD 7+ BLOCKED SHOTS IN A GAME			
KU	7 by Udoka Azubuike	vs. Baylor, 1-11-20	
Opp.	9 by Trayce Jackson-Davis	of Indiana, 12-17-22	

A PLAYER HAD 7+ STEALS IN A GAME			
KU	7 by Xavier Henry	vs. Baylor, 1-20-10	
Opp.	7 by Terry Black	of Baylor, 2-26-00	

A PLAYER PLAYED ALL 40 MINUTES IN REGULATION			
KU	Jalen Wilson	at Kansas State, 1-17-23	
Opp.	R.J. Davis	of North Carolina 4-4-22	

KANSAS IN THE BIG 12 CHAMPIONSHIP

BIG 12 CHAMPIONSHIP RECORD

First Round	1-0	As No. 5 seed	1-1
Quarterfinals	22-3	As No. 3 seed	6-2
Semifinals	15-6	As No. 2 seed	9-2
Final	12-3	As No. 1 seed	34-7
Overall	50-12	Overall	50-12

BIG 12 CHAMPIONSHIP GAME-BY-GAME

		KU		OPP	OPPONENT	RESULT	SITE
DATE	RND	SEED	SEED				
3.7.97	QF	1	8	Oklahoma State	W, 74-59	Kansas City	
3.8.97	SF	1	4	Iowa State	W, 72-48	Kansas City	
3.9.97	F	1	10	Missouri	W, 87-60	Kansas City	
3.6.98	QF	1	8	Kansas State	W, 68-61	Kansas City	
3.7.98	SF	1	4	Nebraska	W, 91-59	Kansas City	
3.8.98	F	1	3	Oklahoma	W, 72-58	Kansas City	
3.5.99	QF	3	6	Nebraska	W, 77-53	Kansas City	
3.6.99	SF	3	7	Kansas State	W, 69-58	Kansas City	
3.7.99	F	3	5	Oklahoma State	W, 53-37	Kansas City	
3.9.00	1st	5	12	Kansas State	W, 84-60	Kansas City	
3.10.00	QF	5	4	Oklahoma State	L, 58-77	Kansas City	
3.9.01	QF	2	10	Kansas State	W, 94-63	Kansas City	
3.10.01	SF	2	3	Oklahoma	L, 57-62	Kansas City	
3.8.02	QF	1	9	Colorado	W, 102-73	Kansas City	
3.9.02	SF	1	5	Texas Tech	W, 90-50	Kansas City	
3.10.02	F	1	2	Oklahoma	L, 55-64	Kansas City	
3.14.03	QF	1	9	Iowa State	W, 89-74	Dallas	
3.15.03	SF	1	5	Missouri	L, 63-68	Dallas	
3.12.04	QF	3	6	Missouri	W, 94-69	Dallas	
3.13.04	SF	3	2	Texas	L, 60-64	Dallas	
3.11.05	QF	2	10	Kansas State	W, 80-67	Kansas City	
3.12.05	SF	2	3	Oklahoma State	L, 75-78	Kansas City	
3.10.06	QF	2	7	Oklahoma State	W, 63-62	Dallas	
3.11.06	SF	2	6	Nebraska	W, 79-65	Dallas	
3.12.06	F	2	1	Texas	W, 80-68	Dallas	
3.9.07	QF	1	9	Oklahoma	W, 64-47	Okla. City	
3.10.07	SF	1	4	Kansas State	W, 67-61	Okla. City	
3.11.07	F	1	3	Texas	W, 88-84 (ot)	Okla. City	
3.14.08	QF	2	7	Nebraska	W, 64-54	Kansas City	
3.15.08	SF	2	6	Texas A&M	W, 77-71	Kansas City	
3.16.08	F	2	1	Texas	W, 84-74	Kansas City	
3.12.09	QF	1	9	Baylor	L, 64-71	Okla. City	
3.11.10	QF	1	9	Texas Tech	W, 80-68	Kansas City	
3.12.10	SF	1	4	Texas A&M	W, 79-66	Kansas City	
3.13.10	F	1	2	Kansas State	W, 72-64	Kansas City	
3.10.11	QF	1	9	Oklahoma State	W, 63-62	Kansas City	
3.11.11	SF	1	5	Colorado	W, 90-83	Kansas City	
3.12.11	F	1	2	Texas	W, 85-73	Kansas City	
3.8.12	QF	1	9	Texas A&M	W, 83-66	Kansas City	
3.9.12	SF	1	4	Baylor	L, 72-81	Kansas City	
3.14.13	QF	1	9	Texas Tech	W, 91-63	Kansas City	
3.15.13	SF	1	5	Iowa State	W, 88-73	Kansas City	
3.16.13	F	1	2	Kansas State	W, 70-54	Kansas City	
3.13.14	QF	1	8	Oklahoma State	W, 77-70 (ot)	Kansas City	
3.14.14	SF	1	4	Iowa State	L, 83-94	Kansas City	
3.12.15	QF	1	9	TCU	W, 64-59	Kansas City	
3.13.15	SF	1	4	Baylor	W, 62-62	Kansas City	
3.14.15	F	1	2	Iowa State	L, 66-70	Kansas City	
3.10.16	QF	1	8	Kansas State	W, 85-63	Kansas City	
3.11.16	SF	1	5	Baylor	W, 70-66	Kansas City	
3.12.16	F	1	2	West Virginia	W, 81-71	Kansas City	
3.9.17	QF	1	9	TCU	L, 82-85	Kansas City	
3.8.18	QF	1	8	Oklahoma State	W, 82-68	Kansas City	
3.9.18	SF	1	4	Kansas State	W, 83-67	Kansas City	
3.10.18	F	1	3	West Virginia	W, 81-70	Kansas City	
3.14.19	QF	3	6	Texas	W, 65-57	Kansas City	
3.15.19	SF	3	10	West Virginia	W, 88-74	Kansas City	
3.16.19	F	3	5	Iowa State	L, 66-78	Kansas City	
3.11.21	QF	2	7	Oklahoma	W, 69-62	Kansas City	
3.10.22	QF	1	9	West Virginia	W, 87-63	Kansas City	
3.11.22	SF	1	5	TCU	W, 75-62	Kansas City	
3.12.22	F	1	3	Texas Tech	W, 74-65	Kansas City	

TEAM RECORDS - SINGLE GAME

CATEGORY	STAT	OPPONENT (YEAR, ROUND)
Points	102	Colorado (2002, QF)
Fewest Points	53	Oklahoma State (1999, F)
Field Goals	40	Colorado (2002, QF)
Field Goal Att.	86	Colorado (2002, QF)
Field Goal %	66% (31-47)	Texas Tech (2013, QF)
3PT FGs	15	West Virginia (2018, F) Texas (2008, F)
3PT FG Att.	28	Kansas State (2018, SF)
3PT FG %	66.7% (10-15)	Texas A&M (2012, QF)
Free Throws	29	Colorado (2011, SF)
Free Throw Att.	33	Colorado (2011, SF)
Free Throw %	93.3% (14-15)	Oklahoma (2002, F)
Rebounds	56	Texas Tech (2002, SF)
Assists	31	Texas Tech (2002, SF)
Blocks	10	2x
Steals	15	2x
Bold - Overall Big 12 Championship Record		

TEAM RECORDS - TOURNAMENT

CATEGORY	STAT	YEAR (GAMES)
Points	249	2013 (3)
Field Goals	96	2002 (3)
Field Goal Att.	210	2002 (3)
Field Goal %	55.6%	2013 (3)
3PT FGs	34	2018 (3)
3PT FG Att.	75	2018 (3)
3PT FG %	50%	2008 (3)
Free Throws	61	2010 (3)
Free Throw Att.	83	2010 (3)
Free Throw %	84.6%	2002 (3)
Rebounds	150	2002 (3)
Assists	67	2002 (3)
Blocks	25	2002 (3)
Steals	32	2002 (3)

INDIVIDUAL RECORDS - SINGLE GAME

CATEGORY	STAT	PLAYER (OPP, YEAR, ROUND)
Points	31	Wayne Simien (MU, 2004, QF)
Field Goals	12	Wayne Simien (OSU, 2005, SF) Paul Pierce (MU, 1997, F)
Field Goal Att.	20	Sherron Collins (BU, 2009, QF) Paul Pierce (KSU, 1998, QF)
Field Goal % (Min. 10 att.)	91.7% (11-12)	Perry Ellis (ISU, 2014, SF)
3PT FGs	8	Mario Chalmers (UT, 2008, F)
3PT FG Att.	12	Sherron Collins (BU, 2009, QF) Mario Chalmers (UT, 2008, F)
3PT FG % (Min. 5 att.)	83.3% (5-6)	Jeff Boschee (KSU, 2001, QF)
Free Throws	15	Kelly Oubre Jr. (TCU, 2015, QF)
Free Throw Att.	19	Kelly Oubre Jr. (TCU, 2015, QF)
Free Throw % (Min. 10 att.)	100% (10-10)	Devonte' Graham (WVU, 2016, F) Eric Chenowith (KSU, 1999, SF)
Rebounds	21	Drew Gooden (TTU, 2002, SF)
Assists	15	Aaron Miles (TTU, 2002, SF)
Blocks	5	Mitch Lightfoot (WVU, 2022, QF) Jeff Withey (BU, 2012, SF) Nick Collison (TTU, 2002, SF)
Steals	8	Nick Bradford (KSU, 2000, 1st Rnd)
Bold - Overall Big 12 Championship Record		

INDIVIDUAL RECORDS - SINGLE TOURN.

CATEGORY	STAT	PLAYER (YEAR, GAMES)
Points	72	Malik Newman (2018, 3)
Field Goals	27	Paul Pierce (1997, 3)
Field Goal Att.	55	Paul Pierce (1998, 3)
2-Game FG%	78.9% (Min. 5FGA/gm)	Perry Ellis (2014, 2)
3-Game FG%	78.3% (Min. 5FGA/gm)	Perry Ellis (2013, 3)
3PT FGs	15	Malik Newman (2018, 3)
3PT FG Att.	22	Malik Newman (2018, 3) Brandon Rush (2008, 3) Jeff Boschee (1999, 3)
3PT FG %	72.7% (8-11)	Jeff Boschee (2001, 2)
Free Throws	20	Kelly Oubre Jr. (2015, 3)
Free Throw Att.	24	Kelly Oubre Jr. (2015, 3)
Free Throw % (Min. 10 att.)	100%	
Rebounds	40	Drew Gooden (2002, 3)
Assists	31	Aaron Miles (2002, 3)
Blocks	9	Jeff Withey (2012, 2)
Steals	12	Russell Robinson (2006, 3)

BIG 12 CHAMPIONSHIP AWARDS MOST OUTSTANDING PLAYER

- 1997Paul Pierce
- 1998Paul Pierce
- 1999Jeff Boschee
- 2006Mario Chalmers
- 2008Brandon Rush
- 2010Sherron Collins
- 2011Marcus Morris
- 2013Jeff Withey
- 2016Devonte' Graham
- 2018Malik Newman
- 2022Ochai Agbaji

ALL-TOURNAMENT TEAM

- 1997Paul Pierce, Raef LaFrentz, Jacque Vaughn
- 1998Paul Pierce, Raef LaFrentz
- 1999Jeff Boschee, Eric Chenowith
- 2002Nick Collison, Drew Gooden
- 2004Wayne Simien
- 2005Wayne Simien
- 2006Mario Chalmers, Julian Wright
- 2007Brandon Rush, Julian Wright
- 2008Brandon Rush, Mario Chalmers
- 2010Sherron Collins, Cole Aldrich
- 2011Marcus Morris, Markieff Morris
- 2013Jeff Withey, Perry Ellis
- 2014Andrew Wiggins
- 2015Wayne Selden
- 2016Devonte' Graham, Perry Ellis
- 2018Malik Newman, Devonte' Graham
- 2019Devon Dotson, Dedric Lawson
- 2022Ochai Agbaji, Christian Braun

TOURNAMENT-LEADING SCORERS

- 1998Paul Pierce (67 points)
- 2002Drew Gooden (56 points)
- 2016Perry Ellis (58 points, tied)
- 2018Malik Newman (72 points)
- 2019Dedric Lawson (58 points)
- 2022Ochai Agbaji (56 points)

TOURNAMENT-LEADING REBOUNDERS

- 1997Raef LaFrentz (30 rebounds)
- 2002Drew Gooden (40 rebounds)
- 2010Cole Aldrich (35 rebounds)
- 2022Christian Braun (25 rebounds)

CONFERENCE POSTSEASON

KU'S CHAMPIONSHIP HISTORY

	BIG EIGHT	BIG 12	TOTAL
Overall	30-16	50-12	80-28
First Round	18-2	1-0	19-2
Quarterfinals	--	22-3	22-3
Semifinals	8-10	15-6	23-16
Championship	4-4	12-3	16-7

CONFERENCE POSTSEASON

TOURNAMENT TITLES (Includes previous leagues)

TITLES TEAM (YEARS)

16	KANSAS (1981, 84, 86, 92, 97, 98, 99, 2006, 07, 08, 10, 11, 13, 16, 18, 22)
13	West Virginia (1955, 56, 57, 58, 59, 60, 62, 63, 65, 67, 83, 84, 2010)
8	Missouri (1978, 82, 87, 89, 91, 93, 09, 12)
7	Oklahoma (1979, 85, 88, 90, 2001, 02, 03)
6	Iowa State (1996, 2000, 14, 15, 17, 19)
5	Texas Tech (1976, 85, 86, 93, 96)
4	Oklahoma State (1983, 95, 2004, 05)
3	Texas (1994, 95, 2021)
2	Texas A&M (1980, 87)
2	Kansas State (1977, 80)
1	Nebraska (1994)

KU'S ALL-TOURNAMENT

SELECTIONS

BIG EIGHT

1979	David Magley Paul Mokeski
1980	Darnell Valentine
1981	Darnell Valentine (M.O.P.) Art Housey
1983	Kelly Knight
1984	Carl Henry Calvin Thompson
1986	Danny Manning (M.O.P.) Cedric Hunter
1987	Danny Manning (M.O.P.)
1992	Alonzo Jamison Richard Scott Rex Walters
1996	Raef LaFrentz Ryan Robertson Jacque Vaughn

BIG 12

1997	Paul Pierce (M.O.P.) Raef LaFrentz Jacque Vaughn
1998	Paul Pierce (M.O.P.) Raef LaFrentz
1999	Jeff Bosch (M.O.P.) Eric Chenoweth
2002	Nick Collison Drew Gooden
2004	Wayne Simien
2005	Wayne Simien
2006	Mario Chalmers (M.O.P.) Julian Wright
2007	Brandon Rush Julian Wright
2008	Brandon Rush (M.O.P.) Mario Chalmers
2010	Sherron Collins (M.O.P.) Cole Aldrich
2011	Marcus Morris (M.O.P.) Markieff Morris
2013	Jeff Withey (M.O.P.) Perry Ellis
2014	Andrew Wiggins
2015	Wayne Selden Jr.

2016	Devonte' Graham (M.O.P.) Perry Ellis
2018	Malik Newman (M.O.P.) Devonte' Graham
2019	Devon Dotson Dedric Lawson
2022	Ochai Agbaji (M.O.P.) Christian Braun

KANSAS VS. OPPONENTS IN CHAMPIONSHIP

*includes Big Eight Conference

BAYLOR (2-2)

L, 64-71	2009	quarters
L, 72-81	2012	semis
W, 62-52	2015	semis
W, 70-66	2016	semis

COLORADO (8-0)

W, 82-66	1978	first
W, 75-65	1980	first
W, 82-76	1991	first
W, 84-66	1992	first
W, 82-65	1993	first
W, 88-55	1996	first
W, 102-73	2002	quarters
W, 90-83	2011	semis

IOWA STATE (6-6)

W, 91-70	1979	first
L, 59-75	1985	semis
W, 73-71	1986	finals
W, 118-75	1990	first
L, 72-80	1995	semis
L, 55-56	1996	finals
W, 72-48	1997	semis
W, 89-74	2003	quarters
W, 88-73	2013	semis
L, 83-94	2014	semis
L, 66-70	2015	finals
L, 66-78	2019	finals

KANSAS STATE (16-7)

L, 67-80	1977	semis
L, 76-87	1978	semis
L, 58-79	1980	finals
W, 80-68	1981	finals
L, 62-74	1982	first
W, 70-59	1984	semis
W, 74-51	1986	first
L, 54-69	1988	semis
L, 65-73	1989	first
L, 67-74	1993	semis
W, 73-52	1994	first
W, 90-45	1995	first
W, 61-55	1996	semis
W, 68-61	1998	quarters
W, 69-58	1999	semis
W, 84-60	2000	first
W, 94-63	2001	quarters
W, 80-67	2005	quarters
W, 67-61	2007	semis
W, 72-64	2010	finals
W, 70-54	2013	finals
W, 85-63	2016	quarters
W, 83-67	2018	semis

MISSOURI (5-2)

W, 76-73	1979	semis
W, 80-71	1980	semis
W, 75-70	1981	semis
L, 65-67	1987	finals
W, 87-60	1997	finals
L, 63-68	2003	semis
W, 94-69	2004	quarters

NEBRASKA (6-1)

W, 61-58	1977	first
W, 74-69	1985	first
L, 83-87	1991	semis
W, 91-59	1998	semis
W, 69-50	1999	quarters
W, 79-65	2006	semis
W, 64-54	2008	quarters

OKLAHOMA (7-4)

L, 65-80	1979	finals
W, 87-77	1983	first
W, 79-78	1984	finals
W, 72-70	1986	semis
W, 82-77	1987	semis
L, 77-95	1990	semis
W, 85-67	1992	semis
W, 72-58	1998	finals
L, 57-62	2001	semis
L, 55-64	2002	finals
W, 64-47	2007	quarters
W, 69-62	2021	quarters

OKLAHOMA STATE (11-4)

W, 96-69	1981	first
L, 83-90	1983	semis
W, 75-58	1984	first
W, 67-58	1987	first
W, 74-58	1988	first
W, 66-57	1992	finals
L, 68-69	1994	semis
W, 74-59	1997	quarters
W, 53-37	1999	finals
L, 58-77	2000	quarters
L, 75-78	2005	semis
W, 63-62	2006	quarters
W, 63-62	2011	quarters
W, 77-70 ot	2014	quarters
W, 82-68	2018	quarters

TCU (2-1)

W, 64-59	2015	quarters
L, 82-85	2017	quarters
W, 75-62	2022	semis

TEXAS (5-1)

L, 60-64	2004	semis
W, 80-68	2006	finals
W, 88-84 ot	2007	finals
W, 84-74	2008	finals
W, 85-73	2011	finals
W, 65-57	2019	quarters

TEXAS A&M (3-0)

W, 77-71	2008	semis
W, 79-66	2010	semis
W, 83-66	2012	quarters

TEXAS TECH (4-0)

W, 90-50	2002	semis
W, 80-68	2010	quarters
W, 91-63	2013	quarters
W, 74-65	2022	finals

WEST VIRGINIA (4-0)

W, 81-71	2016	finals
W, 81-70	2018	finals
W, 88-74	2019	semis
W, 87-63	2022	quarters





0

BOBBY PETTIFORD

SO • G • 6-1 • 190 • Durham, N.C. • South Granville HS • Twitter: @Bobbypettiford • IG: @bobbypettiford

2022-23 SEASON STATS

PPG	RPG	APG	FG%	3FG%	FT%
2.5	1.2	1.6	58.8	33.3	66.7
CAREER					
2.1	1.1	1.3	57.6	25.0	70.0

CAREER HIGHS

Points	13	vs. Omaha (11.7.22)
Field Goals	6	vs. Omaha (11.7.22)
Rebounds	4	vs. Stony Brook (11.18.21)
Assists	8	vs. North Dakota State (11.10.22)
Blocks	1	vs. Duke (11.15.22)
Steals	2	Omaha (11.7.22)
Minutes	24	at Texas Tech (1.3.23)

NOTES

Averages 12.5 minutes in 27 games played ... Has played in 16 of 18 league games, missing the other two due to injury ... Had 5 points and 2 assists vs. Baylor (218) ... Set career highs in points (13) and steals (2) vs. Omaha (11.7) in the season opener ... Had a career-high 8 assists vs. NDSU (11.10) ... Averaged 8.0 minutes per contest in 2021-22 ... 2020-21 All-State and named 2021 Carolinas Classic All-Star Game at South Granville HS and is it's all-time leader in scoring with 1,944 career points, assists (615) and steals (288) ... In 2019-20, set the school season records in points (677), assists (230) and steals (95).



1

JOSEPH YESUFU

JR • G • 6-0 • 180 • Bolingbrook, Ill. • Bolingbrook HS / Drake • Twitter: @_liljoe1 • IG: @joe.yesufu

2022-23 SEASON STATS

PPG	RPG	APG	FG%	3FG%	FT%
3.7	1.0	0.4	34.7	27.9	76.9
CAREER					
5.8	1.2	1.0	40.4	31.7	80.8

CAREER HIGHS (*AT DRAKE)

*Points	36	vs. Evansville (2.2.21)
*Field Goals	12	vs. Evansville (2.2.21)
*Rebounds	6	vs. Simpson (11.17.19)
*Assists	6	vs. Chicago State (12.20.20)
*Blocks	2	vs. Evansville (2.22.21)
*Steals	4	vs. Simpson (11.17.19)
*Minutes	40	5x, last vs. Wichita State (3.18.21)

NOTES

Averaging 11.8 minutes, 3.7 ppg in 30 games in 2022-23 ... Had 14 points vs. Texas (2.6) to tie his season-high, with five rebounds ... Scored a KU career-high 14 points on 6-11 FGs, 2-6 3FGs vs. Texas Southern (11.28) & vs. Tennessee (11.25) ... Averaged 9.2 minutes and 2.1 ppg with 11 3FGs made in 2021-22 ... Averaged 12.8 points per game in 2020-21 for Drake, including 23.2 points in the final nine games of the year ... Was the 2021 MVC Sixth Man of the Year ... Was chosen to the league's all-bench and most improved teams ... Named to the 2021 MVC All-Tournament ... 2021 MVC scholar athlete.



3

DAJUAN HARRIS JR.

JR-RS • G • 6-1 • 170 • Columbia, Mo. • Rock Bridge HS • Twitter: @DajuanH10 • IG: @dajuanharr1s

2022-23 SEASON STATS

PPG	RPG	APG	FG%	3FG%	FT%
8.6	2.5	6.3	46.6	43.1	61.8
CAREER					
5.5	1.6	4.2	45.2	40.4	70.6

CAREER HIGHS

Points	18	2x, last vs. Kansas State (1.31.23)
Field Goals	8	vs. Texas (2.6.23)
Rebounds	6	vs. Texas (2.6.23)
Assists	11	at Kansas State (1.17.23)
Blocks	4	vs. Texas (3.5.22)
Steals	6	vs. West Virginia (2.25.23)
Minutes	43	at Kansas State (1.17.23)

NOTES

Big 12 Defensive Player of the Year ... Is second in the Big 12 in assists per game, 8th nationally, (6.3), first in the league in assist-to-turnover ratio, 3rd nationally (3.4) ... Kansas is 22-0 when Harris scores in double figures, 14-0 in 2022-23 ... Scored a career-high 18 pts. vs. Kansas State (1.31) ... Dished out his career high with 11 assists at Kansas State (1.17) ... In 2021-22, led the Big 12 in assist-to-turnover ratio (2.81), which was 14th nationally ... Was 5th in the conference in assists at 4.2 and 8th in steals (1.5) in 2021-22 ... Averaged 5.4 points and 1.4 rebounds in 2021-22 starting 39 of 40 games played ... Two-time Academic All-Big 12 First Team selection ... Will graduate from KU in May 2023 with a liberal arts & science degree.



4

GRADEY DICK

FR • G • 6-8 • 205 • Wichita, Kan. • Sunrise Christian Academy • Twitter: @gradey_dick • IG: @gr3dey

2022-23 SEASON STATS

PPG	RPG	APG	FG%	3FG%	FT%
14.3	4.9	1.6	44.2	40.6	85.2
CAREER					
14.3	4.9	1.6	44.2	40.6	85.2

CAREER HIGHS

Points	26	at Oklahoma State (2.14.23)
Field Goals	10	at Oklahoma State (2.14.23)
Rebounds	9	vs. Oklahoma State (12.31.22)
Assists	5	at Missouri (12.10.22)
Blocks	2	at Kansas State (1.17.23)
Steals	5	vs. Indiana (12.17.22)
Minutes	42	at Kansas State (1.17.23)

NOTES

All Big 12 Second Team ... In the Big 12 ranks 11th in points (14.3) and 8th in 3FGM (2.4) ... Leads KU with 73 3FGs made ... Has 8 games of 20-plus points ... Ranks on many KU freshman lists (see page 43) ... Scored a career high 26 points at Oklahoma State (2.14) ... Scored 23 points in his KU debut against Omaha (11.7) ... A Kansas product who was the national 2022 Gatorade Player of the Year, becoming only the second KU player to earn the distinction (Andrew Wiggins in 2013) ... Played prep for powerhouse Sunrise Christian Academy in Bel Aire, Kansas, where he was named a 2022 McDonald's All-American.



5

KYLE CUFFE JR.

SO • G • 6-2 • 180 • Harlem, N.Y. • Blair Academy • Twitter: @kylecuffejr • IG: @kylecuffejr5

2022-23 SEASON STATS

PPG	RPG	APG	FG%	3FG%	FT%
0.0	0.5	0.0	0.0	-	0.0
CAREER					
0.0	0.5	0.0	0.0	-	0.0

CAREER HIGHS

Points	-	
Field Goals	-	
Rebounds	1	vs. Omaha (11.7.22)
Assists	-	
Blocks	-	
Steals	-	
Minutes	4	vs. North Dakota State (11.10.22)

NOTES

Played in the first two games before hurting his right knee in practice and has not played since ... Redshirted the 2021-22 season ... Played for powerhouse Blair Academy in Blairstown, New Jersey ... Son of former St. John's power forward Kyle Cuffe Sr., who attended Rice High School in New York City, the same high school as former KU standout guard Russell Robinson ... Combo guard who verbally committed to Kansas in December 2020 and reclassified for 2021.



10

JALEN WILSON

SO-RS • F • 6-8 • 215 • Denton, Texas • John H. Guyer HS • Twitter: @thejalenwilson • IG: @thejalenwilson

2022-23 SEASON STATS

PPG	RPG	APG	FG%	3FG%	FT%
19.7	8.4	2.5	41.6	33.5	78.0
CAREER					
13.8	7.7	2.0	42.8	31.4	72.0

CAREER HIGHS

Points	38	at Kansas State (1.17.23)
Field Goals	12	2x, last at Kansas State (1.17.23)
Rebounds	15	2x, last at Oklahoma State (1.4.22)
Assists	7	vs. Omaha (11.7.22)
Blocks	2	6x, last at Texas (2.6.23)
Steals	5	at Oklahoma (2.11.23)
Minutes	48	vs. Texas Tech (1.24.22)

NOTES

National player of the year candidate ... Big 12 Player of the Year ... Leads the Big 12 in scoring at 19.7 ppg (29th nationally), rebounds at 8.4 rpg, and double-doubles (10) ... Posted his 26th career double-double with 23 points and 10 rebounds at Texas (3.4) ... Had back-to-back 30-point games with a career-high 38 at Kansas State (1.17) and 30 vs. TCU (1.21) ... Preseason All-Big 12 (unanimous selection) ... 2021-22: All-Big 12 Third Team ... Was 2nd in the Big 12 in rebounds at 7.4 rpg ... Posted 7 double-doubles, including three in the 2022 NCAA Tournament ... Entered the 2021 and 2022 NBA Drafts and returned to KU ... Will graduate from KU in May 2023 with a bachelor's degree in communications studies.



11

MJ RICE FR • G • 6-5 • 220 • Henderson, N.C. • Prolific Prep (Calif.) • Twitter: @MJrice_1 • IG: @mjrice2

2022-23 SEASON STATS

PPG	RPG	APG	FG%	3FG%	FT%
2.3	1.0	0.2	41.3	15.4	66.7
CAREER					
2.3	1.0	0.2	41.3	15.4	66.7

CAREER HIGHS

Points	19	vs. Texas Southern (11.28.22)
Field Goals	6	vs. Texas Southern (11.28.22)
Rebounds	4	2x, last at Oklahoma (2.11.23)
Assists	2	vs. North Dakota State (11.10.22)
Blocks	1	2x, last at Kentucky (1.28.23)
Steals	1	6x, last at Oklahoma (2.11.23)
Minutes	22	vs. Texas Southern (11.28.22)

NOTES

Has played in 21 games this season with a 7.3 minutes per game average ... Logged 14 minutes vs. Oklahoma (2.7) with two points and four rebounds ... Scored a career-high 19 points against Texas Southern (11.28) ... Made his college debut against North Dakota State (11.10) and had 10 points, four rebounds and two assists in 18 minutes ... A five-star recruit who was a 2022 McDonald's All-American ... Described as a big-time scorer who has a strong, mature body and is explosive ... One of three McDonald's All-Americans in the Kansas freshman class along with Grady Dick and Ernest Udeh Jr.



12

WILDER EVERS FR • G • 6-3 • 190 • Birmingham, Ala. • Oak Mountain HS • Twitter: @EversWilder • IG: @wilderevers

2021-22 SEASON STATS

PPG	RPG	APG	FG%	3FG%	FT%
-	-	-	-	-	-
CAREER					
-	-	-	-	-	-

CAREER HIGHS

Points	-
Field Goals	-
Rebounds	-
Assists	-
Blocks	-
Steals	-
Minutes	-

NOTES

A walk-on from Birmingham, Alabama, who will provide depth at the guard spots ... Comes from a family with Kansas ties as his brother plays baseball for KU and his parents competed in track and field at KU.



13

CHARLIE MCCARTHY SO • G • 6-2 • 195 • Rancho Mirage, Calif. • Shadow Hills HS • IG: @chmac32

2022-23 SEASON STATS

PPG	RPG	APG	FG%	3FG%	FT%
-	-	-	-	-	-
CAREER					
-	-	-	-	-	-

CAREER HIGHS

Points	-
Field Goals	-
Rebounds	-
Assists	-
Blocks	-
Steals	-
Minutes	-

NOTES

A member of the 2022 NCAA National Championship team ... Comes from a KU family as both parents are two of 23 family members who have graduated from KU with many still residing in the Lawrence, Kansas City and Salina, Kansas, areas ... His father, Kent, played baseball at KU ... Has an older sister, Annie, who attends KU, and a younger sister, Molly, is a freshman on the Kansas volleyball team ... Great grandfather was Howard Engleman, who played basketball at KU for coach Phog Allen and had his KU jersey retired in 2003 ... As a youth, attended numerous Kansas Bill Self Basketball Camps.



15

KEVIN MCCULLAR RS-SR • G • 6-6 • 210 • San Antonio, Texas. • Wagner HS/Texas Tech • Twitter: @Kevin_McCullar • IG: @kevinmccullarjr

2022-23 SEASON STATS

PPG	RPG	APG	FG%	3FG%	FT%
11.1	7.3	2.4	43.5	28.6	77.1
CAREER					
9.3	5.3	2.1	43.3	29.4	73.6

CAREER HIGHS (*AT TEXAS TECH)

*Points	24	vs. Grambling (11.12.21)
*Field Goals	9	vs. Grambling (11.12.21)
Rebounds	13	vs. Kansas State (1.31.23)
Assists	8	at Oklahoma State (2.14.23)
*Blocks	4	vs. Baylor (1.16.21)
*Steals	6	vs. Texas (3.11.21)
*Minutes	44	at Kansas (1.24.22)

NOTES

All-Big 12 Third Team ... Big 12 All-Defensive team this season ... Is second in the Big 12 in steals per game (2.1), which is 25th nationally, and third in the league in rebounds at 7.3 rpg ... Had a career-high eight assists in the win at Oklahoma State (2.14) ... Scored a KU career-high 21 points at Missouri (12.10) ... A transfer from Texas Tech who played in 78 games with 49 starts his three seasons at TTU ... Preseason All-Big 12 HM ... One of 20 on the Jerry West Shoot Guard of the Year Watch List ... Was a semifinalist for the Naismith Defensive Player of the Year award in 2021-22 ... Will graduate from Kansas in May 2023 with a liberal arts & sciences degree.



20

MICHAEL JANKOVICH SR • G • 6-5 • 190 • Dallas, Texas • Northfield Mount Hermon [Mass.] • Twitter: @michael_jank • IG: @mjankovich

2022-23 SEASON STATS

PPG	RPG	APG	FG%	3FG%	FT%
1.6	0.0	0.0	71.4	66.7	-
CAREER					
1.1	0.1	0.1	45.5	42.9	75.0

CAREER HIGHS

Points	5	vs. Monmouth (11.15.19)
Field Goals	1	10x, last vs. Oklahoma (2.11.23)
Rebounds	1	3x, last vs. Nevada (12.29.21)
Assists	1	vs. Chaminade (11.25.19)
Blocks	-	-
Steals	1	2x, last vs. USC (3.22.21)
Minutes	5	2x, last vs. Monmouth (11.15.19)

NOTES

Has played in 30 games while at Kansas, including nine this season ... Played in 10 contests in 2021-22 ... Is 8-for-19 FGs for his career, including 7-18 3FGs ... Played in 10 games in 2019-20 ... An invited walk-on who has solid range from beyond the arc ... Son of former SMU head coach Tim Jankovich, who spent five seasons as an assistant coach on Bill Self's staffs at Illinois and Kansas ... Lived in Lawrence from ages 4-8 while his father was on the KU staff.



21

ZACH CLEMENCE SO • F • 6-10 • 230 • San Antonio, Texas • Sunrise Christian Academy (Kan.) • Twitter: @BIGZTEXAS • IG: @zachary_clemence

2022-23 SEASON STATS

PPG	RPG	BPG	FG%	3FG%	FT%
1.4	1.4	0.3	32.3	20.0	33.3
CAREER					
1.8	1.6	0.3	35.2	24.3	45.7

CAREER HIGHS

Points	11	vs. Stony Brook (11.18.21)
Field Goals	3	2x, last vs. Oklahoma (1.10.23)
Rebounds	6	2x, last vs. Oklahoma State (2.14.22)
Assists	3	vs. Texas Southern (3.17.22)
Blocks	3	vs. Kansas State (1.31.23)
Steals	2	2x, last vs. Kansas State (1.31.23)
Minutes	15	vs. Kansas State (1.31.23)

NOTES

Logged four minutes at Texas (3.4) ... Scored a season-high 10 points on 3-6 shooting and 2-2 from 3FG vs. Oklahoma (1.10) ... Averaging 5.9 minutes and 1.4 rebounds in 18 games in 2022-23 ... Tied his season high with three rebounds vs. Harvard (12.22) ... Averaged 5.2 minutes per game last season ... Played his junior and senior prep career at national powers Sunrise Academy and Findley Prep ... Sunrise Academy went 21-4 in 2020-21 and was runner-up at the 2021 GEICO High School National Championship in Florida ... Attended Bill Self Basketball Camp and one of his counselors was 2021-22 teammate Mitch Lightfoot.

**22****DILLON WILHITE**

RS-FR • F • 6-9 • 240 • San Diego, Calif. • Cathedral Catholic HS • Twitter: @dillonwilhite • IG: @dillon.wilhite

2022-23 SEASON STATS

PPG	RPG	APG	FG%	3FG%	FT%
0.0	0.2	0.0	-	-	-
CAREER					
0.0	0.2	0.0	-	-	-

CAREER HIGHS

Points	-
Field Goals	-
Rebounds	1 at Oklahoma (2.11.23)
Assists	-
Blocks	-
Steals	-
Minutes	2 2x, last vs. Texas Southern (11.28.22)

NOTES

Has played in five games this season ... Made his college debut playing the final two minutes vs. NDSU (11.10) ... Redshirted the 2021-22 season ... Played basketball and volleyball in high school ... Comes from an athletic family as his sisters play volleyball at Georgetown, his father, who grew up in Lawrence, played golf at TCU and he has three cousins who played college football and an aunt who played college golf ... Cousin Brent Brennan is the head football coach at San Jose State ... Grandmother, Joanie Wilhite Stephens, has worked at Kansas Athletics for 38 years, including 25 years in the men's basketball office.

**23****ERNEST UDEH JR.**

FR • C • 6-11 • 250 • Orlando, Fla. • Cathedral Catholic HS • Twitter: @ernestudehjr • IG: @ernestudehjr

2022-23 SEASON STATS

PPG	RPG	BPG	FG%	3FG%	FT%
2.5	1.8	0.6	82.4	-	43.8
CAREER					
2.5	1.8	0.6	82.4	-	43.8

CAREER HIGHS

Points	10 vs. Seton Hall (12.1.22)
Field Goals	4 3x, last at Oklahoma (2.11.23)
Rebounds	6 vs. Kansas State (1.31.23)
Assists	1 5x, last at Oklahoma (2.11.23)
Blocks	4 vs. Duke (11.15.22)
Steals	3 at TCU (2.20.23)
Minutes	17 at Oklahoma (2.11.23)

NOTES

Averaging 8.0 minutes, 2.5 ppg and 1.8 rpg ... Beginning Dec. 1 vs. Seton Hall, 21-game span, has made a KU consecutive field goal record of 21 baskets with the previous record being 16 by Greg Dreiling in 1985-86 (four games) ... Played a career-high 17 minutes at Oklahoma (2.11) with eight points, four rebounds, two blocks and two steals ... Scored a career-high 10 points vs. Seton Hall (12.1) ... One of three McDonald's All-Americans in KU's freshmen class, along with Grady Dick and MJ Rice ... Has been called the best dancer and singer on the team.

**24****KJ ADAMS JR.**

SO • F • 6-7 • 220 • Austin, Texas • Westlake HS • Twitter: @kj_atz • IG: @kjadams

2022-23 SEASON STATS

PPG	RPG	BPG	FG%	3FG%	FT%
10.5	4.5	0.8	62.6	0.0	61.1
CAREER					
5.4	2.5	0.5	61.5	0.0	60.9

CAREER HIGHS

Points	22 vs. Oklahoma (1.10.23)
Field Goals	9 at Missouri (12.10.22)
Rebounds	9 vs. Omaha (11.7.22)
Assists	4 3x, last at Kansas State (1.17.23)
Blocks	3 vs. Southern Utah (11.18.22)
Steals	4 vs. Harvard (12.22.22)
Minutes	34 at Kansas State (1.17.23)

NOTES

Has started all 31 games ... Big 12 Most Improved Player ... Leads Kansas with a 62.6 field goal percentage, which ranks seventh on the KU single-season list ... Scored a career-high 22 points vs. Oklahoma (1.10) ... Scored in double figures in 11-straight games played and 17 times this season ... Pulled down a career-high nine rebounds vs. Omaha (11.7) ... 2022 Big 12 All-Freshman Team ... In 2021-22, played in 37 games as a freshman with one start, averaging 4.8 minutes and 1.0 points per game last season ... Following the 2020-21 season, won the American Family Insurance Slam Dunk Championship in conjunction with the 2021 Final Four on CBS ... Played lacrosse as a youth.

**31****CAM MARTIN**

RS-SR • F • 6-9 • 230 • Yukon, Okla. • Yukon HS / Missouri Southern State • Twitter: @cam_martin31 • IG: @cam-martin31

2022-23 SEASON STATS STATE

PPG	RPG	APG	FG%	3FG%	FT%
1.8	0.5	0.0	75.0	100.0	-
CAREER					
18.3	7.4	1.7	58.6	39.3	78.6

CAREER HIGHS (*AT MISSOURI SOUTHERN ST.)

*Points	54 at Missouri Western (2.22.20)
*Field Goals	18 at Minnesota State (11.10.18)
*Rebounds	21 vs. Lincoln (2.4.21)
*Assists	7 3x, last at Newman (11.21.20)
*Blocks	5 vs. Northeastern State (1.29.20)
*Steals	4 vs. Northwest Missouri State (2.2.21)
*Minutes	41 vs. Central Oklahoma (2.27.21)

NOTES

Played his first game this season at Missouri (12.10) after being out with an injury ... Has played in just four games due to injury ... Was a redshirt for Kansas' 2021-22 National Championship season ... Came to KU with 2,155 career points, 876 rebounds, 108 blocks and 67 steals ... Two-time MIAA all-conference first team his junior and senior seasons while at Missouri Southern State ... Finalist for the 2021 Bevo Francis Small College Basketball Player of the Year Award after being named first-team All-MIAA, All-Region and All-American while also being a member of the MIAA All-Tournament Team ... Missouri Southern's second-leading career scorer with 2,040 points.

**35****ZUBY EJIOFOR**

FR • F • 6-9 • 240 • Garland, Texas • Garland HS • Twitter: @ZubyEjiofor • IG: @zubyEjiofor

2022-23 SEASON STATS

PPG	RPG	BPG	FG%	3FG%	FT%
1.3	1.8	0.6	63.2	-	50.0
CAREER					
1.3	1.8	0.6	63.2	-	50.0

CAREER HIGHS

Points	8 vs. Indiana (12.17.22)
Field Goals	4 vs. Indiana (12.17.22)
Rebounds	7 vs. North Dakota State (11.10.22)
Assists	1 3x, last at Oklahoma (2.11.23)
Blocks	2 2x, last at Texas Tech (1.3.23)
Steals	1 3x, last vs. Harvard (12.22.22)
Minutes	12 vs. Indiana (12.17.22)

NOTES

Averaging 5.4 minutes per contest ... Scored a career-high eight points vs. Indiana (12.17) ... Pulled down five rebounds versus Duke (11.15) ... Had three points and seven rebounds against North Dakota State (11.10) ... A combo forward who mainly plays the five ... Plays with high energy ... A dominant player inside as he averaged a combined 20.6 points, 12.4 rebounds and 3.4 blocked shots his junior and senior seasons at Garland (Texas) High School.



R O C K C H A L K J A Y H A W K

TV/RADIO ROSTER

// 2022-23 KANSAS MEN'S BASKETBALL



0 **BOBBY PETTIFORD**
So. / G / 6-1 / 190
Durham, N.C.



1 **JOSEPH YESUFU**
Jr. / G / 6-0 / 180
Bolingbrook, Ill.



3 **DAJUAN HARRIS JR.**
Jr-RS. / G / 6-1 / 175
Columbia, Mo.



4 **GRADEY DICK**
Fr. / G / 6-8 / 205
Wichita, Kan.




5 **KYLE CUFFE JR.**
Fr-RS / G / 6-2 / 185
Harlem, N.Y.




10 **JALEN WILSON**
Jr-RS / F / 6-8 / 220
Denton, Texas



11 **MJ RICE**
Fr. / G / 6-5 / 215
Henderson, N.C.



12 **WILDER EVERS**
Fr. / G / 6-3 / 190
Birmingham, Ala.



13 **CHARLIE MCCARTHY**
So. / G / 6-2 / 195
Rancho Mirage, Calif.




15 **KEVIN MCCULLAR JR.**
Sr-RS / G / 6-6 / 210
San Antonio, Texas



20 **MICHAEL JANKOVICH**
Sr. / G / 6-5 / 190
Dallas, Texas



21 **ZACH CLEMENCE**
So. / F / 6-10 / 230
San Antonio, Texas



22 **DILLON WILHITE**
F-RS. / F / 6-9 / 240
San Diego, Calif.



23 **ERNEST UDEH JR.**
Fr. / C / 6-11 / 250
Orlando, Fla.



24 **KJ ADAMS JR.**
So. / F / 6-7 / 220
Austin, Texas



31 **CAM MARTIN**
Sr-RS / F / 6-9 / 230
Yukon, Okla.



35 **ZUBY EJIOFOR**
Fr. / F / 6-9 / 240
Garland, Texas



HC **BILL SELF**
Head Coach
20th Year at Kansas



KURTIS TOWNSEND
Assistant Coach
19th Year at Kansas



NORM ROBERTS
Assistant Coach
12th Year at Kansas



JEREMY CASE
Assistant Coach
Eighth Year at Kansas




FRED QUARTLEBAUM
Director of Operations
10th Year at Kansas



BRENNAN BECHARD
Director of Scouting
12th Year at Kansas



JOE DOOLEY
Director of Student-Athlete Development



DR. RAMSEY NIJEM
Director of Sport Performance
Fourth Year at Kansas