

KANSAS

#KUBball

f /KANSASBASKETBALL

@KUHOOPS

@KUHOOPS

MARCH 13, 2024 | BIG 12 FIRST ROUND | GAME NOTES

KANSAS COMMUNICATIONS

JAYHAWKS

22-9

2023-24 OVERALL

10-8

2023-24 BIG 12

16/17

RANKING (AP/COACHES)

Bill Self
HEAD COACH

587-141 (.806)

RECORD AT KANSAS, 21ST SEASON



AT



49-13

BIG 12 CHAMP.

36-9

UNDER BILL SELF

12

BIG 12 CHAMP. TITLES

T-Mobile Center

2024 VENUE

25-7 (.781)

BIG 12 CHAMP. RECORD AT T-MOBILE CENTER

BIG 12 CHAMPIONSHIP

RECORD (22-9, 10-8 -- H: 15-1; A: 3-7; N: 4-1)

KU OPP

Date	Rnk	Rnk	Opponent	TV	Time/Result
------	-----	-----	----------	----	-------------

NOVEMBER (6-1)

6	1	-	NORTH CAROLINA CENTRAL	B12 NOW	W, 99-56
10	1	-	MANHATTAN COLLEGE	B12 NOW	W, 99-61
14	1	17	vs. Kentucky#	ESPN	W, 89-84
20	1	-	vs. Chaminade!	ESPNU	W, 83-56
21	1	4	vs. Marquette!	ESPN	L, 59-73
22	1	7	Tennessee!	ESPN2	W, 69-60
28	5	-	EASTERN ILLINOIS	B12 NOW	W, 71-63

DECEMBER (6-0)

1	5	4	UCONN-	ESPN2	W, 69-65
5	2	-	KANSAS CITY	B12 NOW	W, 88-69
9	2	-	MISSOURI	ESPN	W, 73-64
16	2	-	at Indiana	CBS	W, 75-71
22	2	-	YALE	B12 NOW	W, 75-60
30	2	-	vs. Wichita State#	ESPN2	W, 86-67

JANUARY (5-3)

6	2	-	TCU*	CBS	W, 83-81
10	3	-	at UCF*	B12 NOW	L, 60-65
13	3	9	OKLAHOMA*	B12 NOW	W, 78-66
16	3	-	at Oklahoma State*	ESPN	W, 90-66
20	3	-	at West Virginia*	B12 NOW	L, 85-91
22	7	-	CINCINNATI*	ESPN	W, 74-69
27	7	23	at Iowa State*	CBS	L, 75-79
30	8	-	OKLAHOMA STATE*	ESPN	W, 83-54

FEBRUARY (4-3)

3	8	4	HOUSTON*	ESPN	W, 78-65
5	4	-	at Kansas State*	ESPN	L, 70-75 (ot)
10	4	13	BAYLOR*	ESPN	W, 64-61
12	6	rv	at Texas Tech*	ESPN	L, 50-79
17	6	25	at Oklahoma*	ESPN	W, 67-57
24	9	-	TEXAS*	ESPN	W, 86-67
27	7	rv	BYU*	B12 NOW	L, 68-76

MARCH (1-2)

2	7	15	at Baylor*	ABC	L, 74-82
5	14	-	KANSAS STATE*	ESPN	W, 90-68
9	14	1	at Houston*	ESPN	L, 46-76
13	14	-	W. Virginia/Cincinnati*	ESPN2	8:30 p.m.

All times Central and subject to change; **Home Games in ALL CAPS and bold**; Rank: Associated Press Top 25 Poll; #State Farm Champions Classic; !Maui Invitational; -Big EAST-Big 12 Battle; #T-Mobile Center, Kansas City, Mo.; *Big 12 Conference game; ^Big 12 Championship, T-Mobile Center, Kansas City, Mo.

COMMUNICATIONS

CHRIS THEISEN

Asst. AD for Communications
e theisen@ku.edu
c 785.331.9356

MAX AEBERSOLD

Communications Graduate Assistant
e max.aebersold@ku.edu
c 913.991.2711

Visit kuathletics.com for the Kansas Men's Basketball Media Center

GAME
32

#14 WVU/#11 CINCINNATI vs. #6 KANSAS

Kansas City, Mo. • T-Mobile Center (17,763)
Tuesday, March 13, 2024 • 8:30 p.m. (CT)



Play-by-Play: Jon Sciambi
Analyst: Fran Fraschilla
Reporter: Kris Budden
Producer: Scott Gustafson
Director: Anthony DeMarco



Radio: Jayhawk Radio Network
Webcast: KUathletics.com/Radio
Play-by-Play: Brian Hanni
Analyst: Greg Gurley
Producer/Engineer: Steve Kincaid

TIPOFF

- No. 16 Kansas (22-9, 10-8 Big 12) will enter the 2024 Big 12 Championship as the No. 6 seed and will play its first game on Wednesday, March 13, at 8:30 p.m. CT (ESPN2) against the winner of the No. 14 West Virginia and No. 11 Cincinnati contest. The WVU-UC game will be played on March 12 at 2 p.m.
- KU has won 15 postseason league tourney titles, including 11 in the Big 12 era. KU (11), ISU (5), OU (3), OSU (2) and UT (2) are active league members with Big 12 tournament titles. West Virginia has won 13 league tournament titles.
- Since the Big 12's inception in 1996-97, Kansas is 49-13 in the league tournament. KU is 1-0 in opening round games, 22-3 in the quarterfinals, 15-6 in semifinals and 12-3 in finals.
- Kansas' NET strength of schedule is No. 1 in the nation through games of March 10. With a NET of No. 18, eight of KU's nine losses have been versus Quadrant 1 teams. KU is 7-8 vs. Q1, 6-0 vs. Q2, 4-1 vs. Q3, 4-0 vs. Q4.
- This season, No. 16 Kansas has played No. 1 Houston (twice), No. 2 UConn, No. 5 Tennessee, No. 7 Iowa State, No. 9 Kentucky, No. 10 Marquette, No. 14 Baylor (twice), No. 20 BYU and No. 25 Texas Tech.
- Kansas is second in the nation in assists per game at 19.0. KU also leads the Big 12 in field goal percentage (49.4%), which is 10th nationally.
- Senior C Hunter Dickinson leads the conference and is eighth in the nation in rebounds per game at 10.8. With an 18.0 ppg, which is second in the league, he is the only player in the Big 12 to average a double-double. Dickinson also leads the league in field goal percentage (55.0%), double-doubles (16), which is 11th nationally, 20-plus points games (14) and 10-plus rebound games (17).
- Graduate G Kevin McCullar Jr. leads the league and is third in the nation in triple-doubles with two. He also leads the Big 12 in scoring at 18.3 ppg and his 12 games of 20 points or more are second behind Dickinson in the Big 12.
- Redshirt-senior G Dajuan Harris Jr. is second in the Big 12 in assists per game at 6.4, which is 10th nationally.
- Freshman G Johnny Furphy has started 16 games. He is averaged 11.4 ppg and 6.1 rpg with 27 3FGs made in Big 12 play and 9.0 ppg and 4.6 rpg overall, 40 3FGs for the season.
- With only eight head coaches all-time, Kansas is celebrating its 126th year of men's basketball in 2023-24.

PROJECTED STARTERS

3 HARRIS JR. RS-SR • GUARD	10 FURPHY FR • GUARD	13 JACKSON FR • GUARD	24 ADAMS JR. JR • FORWARD	25 TIMBERLAKE GR • GUARD
MIN 35.5	MIN 23.2	MIN 18.1	MIN 33.3	MIN 14.1
PPG 8.3	PPG 9.0	PPG 4.1	PPG 12.1	PPG 4.6
FG% 43.8	FG% 49.2	FG% 41.9	FG% 59.9	FG% 37.9
3FG% 38.5	3FG% 36.4	3FG% 31.6	REB 4.1	3FG% 28.9
AST 6.4	REB 4.6	AST 1.7	AST 3.1	AST 1.7

NUMERICAL ROSTER

NO.	NAME	HT.	WT.	POS.	YR.	EXP.	HOMETOWN / HIGH SCHOOL / PREVIOUS SCHOOL
1	Hunter Dickinson	7-2	260	C	Sr.	TR	Alexandria, Va. / DeMatha Catholic HS / Michigan
3	Dajuan Harris Jr.	6-2	170	G	RS-Sr.	3L	Columbia, Mo. / Rock Bridge HS
4	Justin Cross	6-8	200	F	Jr.	TR	Oak Park, Ill. / Oak Park River Forest HS / John A. Logan College
5	Chris Carter	6-4	190	G	RS-Fr.	TR	Indio, Calif. / Shadow Hills HS / Cal State Northridge
10	Johnny Furphy	6-9	202	G	Fr.	HS	Melbourne, Australia / Centre of Excellence
11	Jamari McDowell	6-4	180	G	Fr.	HS	Houston, Texas / Manvel HS
12	Wilder Evers	6-4	185	G	RS-Fr.	HS	Birmingham, Ala. / Oak Mountain HS
13	Elmarko Jackson	6-3	195	G	Fr.	HS	Marlton, N.J. / South Kent School [Conn.]
14	Patrick Cassidy	6-1	185	G	Jr.	SQ	Columbus, Kan. / Columbus Unified HS
15	Kevin McCullar Jr.	6-7	212	G	Gr.	1L	San Antonio, Texas / Wagner HS / Texas Tech
20	Michael Jankovich	6-4	190	G	S-Sr.	4L	Dallas, Texas / Northfield Mount Hermon [Mass.]
22	Dillon Wilhite	6-9	240	F	RS-So.	1L	San Diego, Calif. / Cathedral Catholic HS
23	Parker Braun	6-10	235	F	Gr.	TR	Burlington, Kan. / Blue Valley NW HS / Missouri / Santa Clara
24	KJ Adams Jr.	6-7	235	F	Jr.	2L	Austin, Texas / Westlake HS
25	Nicolas Timberlake	6-4	200	G	Gr.	TR	Braintree, Mass. / Kimball Union Academy / Towson
41	Zach Clemence	6-11	230	F	Jr.	2L	San Antonio, Texas / Sunrise Christian Academy [Kan.]
	Charlie McCarthy	6-2	195	G	So.	1L	Rancho Mirage, Calif. / Shadow Hills HS

SOCIAL

TWITTER (X)	INSTAGRAM
@H_Dickinson24	hunter.dickinson1
@DajuanH10	dajuanharr1s
@JCross_4	justin.cross4
	chr.x.2
	johnnyfurphy
@jamari_mcdowell	_jammarii
@EversWilder	wilderevers
@ElmarkoJ	elmarkojackson
@patrickcassidy	patrickcassidy14
@Kevin_McCullar	kevinmccullarjr
@michael_jank	mjankovich
@dillonwilhite	dillon.wilhite
	parkerlouisbraun
@kj_axt	kxadams
@NickJTimberlake	ntimberlake25
@BIGZTEXAS	zachary_clemence
	chmac.32

ALPHABETICAL ROSTER

NO.	NAME	POS.	HT.	WT.	YR.	EXP.	HOMETOWN / HIGH SCHOOL / PREVIOUS SCHOOL
24	KJ Adams Jr.	6-7	235	F	Jr.	2L	Austin, Texas / Westlake HS
23	Parker Braun	6-10	235	F	Gr.	TR	Burlington, Kan. / Blue Valley NW HS / Missouri / Santa Clara
5	Chris Carter	6-4	190	G	RS-Fr.	TR	Indio, Calif. / Shadow Hills HS / Cal State Northridge
14	Patrick Cassidy	6-1	185	G	Jr.	SQ	Columbus, Kan. / Columbus Unified HS
41	Zach Clemence	6-11	230	F	Jr.	2L	San Antonio, Texas / Sunrise Christian Academy [Kan.]
4	Justin Cross	6-8	200	F	Jr.	TR	Oak Park, Ill. / Oak Park River Forest HS / John A. Logan College
1	Hunter Dickinson	7-2	260	C	Sr.	TR	Alexandria, Va. / DeMatha Catholic HS / Michigan
12	Wilder Evers	6-4	185	G	RS-Fr.	HS	Birmingham, Ala. / Oak Mountain HS
10	Johnny Furphy	6-9	202	G	Fr.	HS	Melbourne, Australia / Centre of Excellence
3	Dajuan Harris Jr.	6-2	170	G	RS-Sr.	3L	Columbia, Mo. / Rock Bridge HS
13	Elmarko Jackson	6-3	195	G	Fr.	HS	Marlton, N.J. / South Kent School [Conn.]
20	Michael Jankovich	6-4	190	G	S-Sr.	4L	Dallas, Texas / Northfield Mount Hermon [Mass.]
	Charlie McCarthy	6-2	195	G	So.	1L	Rancho Mirage, Calif. / Shadow Hills HS
15	Kevin McCullar Jr.	6-7	212	G	Gr.	1L	San Antonio, Texas / Wagner HS / Texas Tech
11	Jamari McDowell	6-4	180	G	Fr.	HS	Houston, Texas / Manvel HS
25	Nicolas Timberlake	6-4	200	G	Gr.	TR	Braintree, Mass. / Kimball Union Academy / Towson
22	Dillon Wilhite	6-9	240	F	RS-So.	1L	San Diego, Calif. / Cathedral Catholic HS

COACHING STAFF

NAME	POSITION // YEAR AT KU
Bill Self	Head Coach // 21st
Kurtis Townsend	Assistant Coach // 20th
Norm Roberts	Assistant Coach // 13th
Jeremy Case	Assistant Coach // 9th
Fred Quartlebaum	Dir. of Basketball Operations // 11th
Brennan Bechard	Dir. of Scouting // 13th
Joe Dooley	Dir. of S-A Development // 12th
Dr. Ramsey Nijem	Dr. of Sport Performance // 5th
Brady Morningstar	Video Coordinator // 3rd
Doc Sadler	Senior Advisor // 2nd

ALMA MATER // YEAR
Oklahoma State // 1985
Western Kentucky // 1982
Queens College // 1987
Kansas // 2007
Fordham // 1989
Kansas // 2009
George Washington // 1988
UC Santa Barbara // 2012
Kansas // 2011
Arkansas // 1982

PRONUNCIATIONS

Parker BRAUN.....	Brown
Wilder EVERS.....	EE-vers
Michael JANKOVICH.....	JANK-oh-vitch
Dillon WILHITE.....	WILL Height

ABOUT KANSAS

No. 14 Kansas (22-9, 10-8 Big 12) is coming off a 76-46 loss at No. 1 Houston on March 9. Kansas enters Wednesday's Big 12 Championship opener averaging 76.0 points per game with a plus-7.4 scoring margin. The Jayhawks pull down 35.9 rebounds per outing with a plus-2.8 rebound margin. Kansas leads the Big 12 and is 10th nationally in field goal percentage at 49.4%. KU ranks second in the Big 12 and 10th in the nation in assists per game at 19.0. KU also averages 7.4 steals and 3.8 blocked shots per contest.

Named to most every national player of the year late watch list and an All-Big 12 First Team selection, graduate G Kevin McCullar Jr. leads the Big 12 in scoring at 18.3 points per game. His two triple-doubles are the third most in the NCAA. McCullar is second on the team with 39 three-point field goals made and his 6.0 rebounds per game are also second on the team. McCullar ranks in 11 Big 12 statistical categories.

Big 12 Newcomer of the Year and an All-Big 12 First Team selection, senior C Hunter Dickinson leads the Big 12 and is eighth nationally in rebounds per game at 10.8. His 16 double-doubles lead the Big 12 and are 11th nationally and he leads the league with 14 games of 20 points or more and 17 contests with 10 or more rebounds. With an 18.0 ppg, which is second in the Big 12 behind McCullar, Dickinson is the only player in the Big 12 averaging a double-double. Dickinson also leads KU with 43 blocked shots and has 29 steals.

Junior F KJ Adams Jr. leads Kansas with a 59.9 field goal shooting percentage. Adams averages 12.1 point and 4.5 rebounds per game and is third on the team with 96 assists and 38 steals.

Redshirt-senior G Dajuan Harris Jr. is second in the Big 12 with 6.4 assists per game, which is 10th nationally, and third in assist-to-turnover ratio (2.9), which is 27th nationally. Harris averages 8.3 points per contest and has a team-high 48 steals.

Freshman G Johnny Furphy (9.0 ppg, 4.6 rpg) averaged 11.4 points and 6.1 rebounds in Big 12 play. He has started in 16 games for KU and leads Kansas with 40 threes made this season.

Other KU regulars include graduate G Nicolas Timberlake (4.6 ppg, 24 3FGs, five starts, freshman G Elmarko Jackson (4.1 ppg, 53 assists, 22 steals, 16 starts), graduate F Parker Braun (2.2 ppg, 19 blocked shots) and freshman G Jamari McDowell (1.7 ppg).

Kansas opened the 2023-24 season with a 99-56 win against North Carolina Central on Nov. 6, in Allen Fieldhouse. The game was part of the McLendon Classic honoring Kansas grad and two-time Naismith Memorial Basketball Hall of Fame coach John McLendon.

THE KANSAS-WEST VIRGINIA SERIES

The Kansas-West Virginia series started when WVU joined the Big 12 Conference in 2012-13 and KU holds a 19-7 series advantage - 15-7 in conference play and 4-0 in the Big 12 Championship. The Jayhawks have won six of the last seven meetings and 11 of the last 13 battles against the Mountaineers. Kansas coach Bill Self is 21-7 all-time against West Virginia, with all 28 matchups while at KU.

THE KANSAS-CINCINNATI SERIES

In a series that dates back to 1949, Kansas leads the all-time series with Cincinnati, 5-3, including a 74-69 win on Jan. 22 in Lawrence. Prior to that game, the teams last met on Dec., 4, 1996, at the Great Eight in Chicago, when then-No. 1 Kansas defeated No. 4 Cincinnati 72-65. Kansas head coach Bill Self is 2-0 against Cincinnati as his Tulsa team defeated Cincinnati, 69-61, in the second round of the 2000 NCAA Tournament South Regional in Nashville, Tennessee, and earlier this season.

A KANSAS WIN WOULD...

Make Kansas 23-9 ... Give Kansas 23 wins in 19 of Bill Self's 21 seasons at Kansas ... Make Kansas 5-1 in neutral site games this

season ... Improve Kansas to 80-29 in league tournament play and 50-13 at the Big 12 Championship ... Make Kansas 47-11 all-time in the T-Mobile Center, including 2-0 this season ... Make Bill Self 588-141 while at Kansas, 795-246 overall and 45-14 all-time in league tournaments (36-9 while at Kansas)... Make Kansas 2,393-894 all-time.

A KANSAS LOSS WOULD...

Make Kansas 22-10 ... Make Kansas 4-2 in neutral site games in 2023-24 ... Drop Kansas to 79-30 in league tournament play, including 49-14 in the Big 12 Championship ... Make Kansas 45-12 all-time in the T-Mobile Center, including 1-1 this season ... Make Bill Self 794-247 all-time, including 587-142 while at Kansas and 44-15 all-time in league tournament games (35-10 while at KU) ... Make Kansas 2,393-895 all-time.

HOUSTON LEFTOVERS

- Kansas fell to 22-9 and ended the season with a 10-8 Big 12 record.
- Houston narrowed the all-time series with Kansas, 6-3, in favor of the Jayhawks including a 1-1 split in the 2023-24 season.
- Kansas fell to 9-18 all-time against Associated Press No. 1 teams, including 4-4 under head coach Bill Self.
- With his 11 points, Hunter Dickinson recorded his 29th game of the season with 10 or more points, 112th of his career.

KANSAS AT THE PHILLIPS 66 BIG 12 CHAMPIONSHIP

- KU's 11 Big 12 Championship titles are more than any other school in the league. Iowa State is second with five titles, while Oklahoma (3), Oklahoma State (2) and Texas (2) are the only other current schools to have won a Big 12 tourney. Kansas won the first three events 1997-98-99, then the 2006-07-08-10-11-13-16-18*-22 titles (2018 later vacated). KU is 11-4 in tourney title games, having lost the 2002 title to Oklahoma, the 2015 and 2019 titles to Iowa State and the 2023 title to Texas.
- Kansas is the only team to have won at least 40 games in the Big 12 Championship. The Jayhawks are 49-13 (79.0%) in the event. Texas (31-24, 56.4%), Oklahoma State (28-23, 54.9%) and Oklahoma (24-23, 51.1%) are the only other teams with winning records in the event.
- With a 35-9 (79.5%) record, KU head coach Bill Self has the highest winning percentage in Big 12 Championship history with more than one tournament (Frank Haith went 3-0 at Missouri in 2012).
- Kansas is the No. 6 seed for the first time. Previously, the Jayhawks have been the No. 1 seed 17 time (1997-98-2002-03-07-09-10-11-12-13-14-15-16-17-18*-20-22-23; 2018 later vacated). Note, KU was No. 1 seed in 2020 when the tourney was canceled. KU has been No. 2 seed five times (2001-05-06-08-21), No. 3 seed three times (1999-2004-19) and was the No. 5 seed in 2000.
- KU has reached the semifinals in 22 of the 26 Big 12 Championships. The Jayhawks did not reach the 2000, 2009 or 2017 semis and the 2018 event has been vacated.
- Kansas has won eight of its 11 Big 12 titles as the No. 1 seed - 1997, 1998, 2007, 2010, 2011, 2013, 2016 and 2018 (later vacated). KU was the No. 3 seed in its 1999 title run and the No. 2 seed in 2006 and 2008.
- Kansas has had 52 conference championship all-tournament selections, including 35 in the 27-year history of the Big 12 Championship. In 2023, Jalen Wilson and Dajuan Harris Jr. were KU's last all-tournament selections.

KANSAS IN KANSAS CITY

Kansas City has been a second home for KU over the years. The Jayhawks' first-ever game -- a 16-5 loss to Kansas City YMCA on Feb. 3, 1899 -- was played in Kansas City. The March 13, 2024 game in the Big 12 Championship will mark KU's 319th all-time game played in Kansas City, and its 58th in T-Mobile Center. Excluding exhibition contests, KU is 46-11 in T-Mobile Center, including winning the 2008, 2010, 2011, 2013, 2016, **2018 and 2022 Big 12 Championships in the venue and the 2012 and 2016 CBE Hall of Fame Classics.

QUICK FACTS**GENERAL INFORMATION**

Location	Lawrence, Kan.
Enrollment	29,355
Founded	1866
Nickname	Jayhawks
School Colors	Crimson (Pantone 186) and Blue (Pantone 293)
Conference	Big 12
Chancellor	Douglas A. Giron
Athletics Director	Travis Goff
Deputy Athletics Director (MBB)	Sean Lester
Athletics Website	www.KUAthletics.com
Ticket Office Phone	1.800.34.HAWKS (42957)

HISTORY

Seasons of Basketball	126th in 2023-24
First Season	1888-89
All-Time Record	2,392-894
Conference Regular-Season Titles (last)	63 (2023)
Conference Postseason Tourn. Titles (last)	16 (2022)
NCAA Tournament Appearances (last)	50 (2023)
NCAA Tournament Record	112-49
NCAA Final Four Appearances (last)	15 (2022)
NIT Appearances (last)	2 (1969)

ALLEN FIELDHOUSE

Year Opened (Seasons)	1955 (65th season)
Capacity	16,300
Consecutive Sellouts	368 games (Since 2001-02)
All-Time Record	855-118
Record under Bill Self	314-18

COACHING STAFF

Head Coach	Bill Self (Oklahoma State, '85)
Record at KU	587-141 (21st season)
Overall Record	794-246 (31st season)
Assistant Coach	Kurtis Townsend (W. Kentucky, '82)
	20th season
Assistant Coach	Norm Roberts (Queens College, '87)
	13th season
Assistant Coach	Jeremy Case (Kansas, '07)
	10th season

2022-23 REVIEW

Overall Record	28-8
Big 12 Record (Finish)	13-5 (1st)
Home Record	15-1
Road Record	7-4
Neutral Record	6-3
Big 12 Championship	2-1
NCAA Tournament	1-1
Associated Press Poll Ranking (final)	4
USA TODAY Coaches' Poll Ranking (final)	11

2023-24 TEAM INFORMATION

Letterwinners Returning / Lost	8 / 9
Starters Returning / Lost	3 / 2
Newcomers	9

COMMUNICATIONS

Daniel Berk	Associate AD - Public Relations and Strategic Communications
Phone	785.312.2159
Email	dberk@ku.edu
Chris Theisen	Assistant AD Communications (MBB)
Phone	785.331.9356
Email	theisen@ku.edu
Max Aebersold	Communications Graduate Assistant (MBB)
Phone	913.991.2711
Email	max.aebersold@ku.edu
Hope Brown	Social Media Manager (MBB)
Phone	785.393.9526
Email	hopebrown@ku.edu

Mailing Address	Kansas Athletics Communications
	1651 Naismith Drive, Parrott 1400
	Lawrence, KS 66045-4069
Main Office Phone	785.864.3417
Twitter/Instagram	@KUHoops
Facebook	/KansasBasketball
Hashtags	#KUBall #RockChalk #PayHeed

2023-24 ACCOLADES

TEAM

Preseason No. 1 in Associated Press Poll
Preseason No. 1 in *USA TODAY* Coaches Poll
Preseason No. 1 in Big 12 Conference Coaches’ Poll

KJ ADAMS JR.

All-Big 12 Honorable Mention

HUNTER DICKINSON

The Sporting News All-America Second Team
Big 12 Newcomer of the Year
All-Big 12 First Team
Big 12 All-Newcomer Team
Wooden Award Ballot (1 of 15)
Kareem Abdul-Jabbar Center of the Year Award Finalist (1 of 5)
Oscar Robertson Trophy and All-America Watch List (1 of 40)
Naismith Trophy Midseason Team (1 of 30)
Big 12 Player of the Week (2.5.24)
Wooden Award Late Season Top 20
Wooden Award Midseason Top 25
Big 12 Player of the Week (1.8.24)
Big 12 Newcomer of the Week (1.8.24)
Maui Invitational All-Tournament Team
Oscar Robertson National Player of the Week (11.21.23)
Big 12 Player of the Week (11.20.23)
Big 12 Newcomer of the Week (11.20.23)
Wooden Award Preseason Top 50
Big 12 Newcomer of the Week (11.13.23)
Sporting News Preseason All-America Second Team
Naismith Trophy Preseason Watch List (1 of 50)
Preseason NABC Division I Player of the Year (1 of 20)
Kareem Abdul Jabbar Center Award Watch List (1 of 20)
Associated Press Preseason All-America
CBS Sports Preseason All-America
FOX Sports Preseason All-America
Preseason Big 12 Player of the Year
Preseason Big 12 Newcomer of the Year
Preseason All-Big 12 First Team

JOHNNY FURPHY

Big 12 All-Defensive Team
All-Big 12 Honorable Mention
Julius Erving Small Forward Award Watch List (1 of 20)

DAJUAN HARRIS JR.

Big 12 All-Defensive Team
All-Big 12 Honorable Mention
Naismith Defensive Player of the Year Watchlist (1 of 15)
Bob Cousy Point Guard of the Year Top 10 Candidate
Wooden Award Preseason Top 50
Naismith Trophy Preseason Watch List (1 of 50)
Preseason All-Big 12 First Team

KEVIN MCCOLLAR JR.

All-Big 12 First Team
Jerry West Shooting Guard of the Year Award Finalist (1 of 5)
Oscar Robertson Trophy and All-America Watch List (1 of 40)
Naismith Trophy Midseason Team (1 of 30)
Naismith Defensive Player of the Year Watchlist (1 of 15)
Wooden Award Late Season Top 20
Jerry West Shooting Guard of the Year Award Top 10 Candidate
Wooden Award Midseason Top 25
Oscar Robertson National Player of the Week (11.28.23)
Big 12 Player of the Week (11.27.23)
Wooden Award Preseason Top 50
Naismith Trophy Preseason Watch List (1 of 50)
Preseason All-Big 12 Honorable Mention

ASSOCIATED PRESS (AP)

MARCH 11, 2024

RANK	SCHOOL (FIRST PLACE VOTES)	RECORD	POINTS
1	Houston (52)	28-3	1540
2	UConn (6)	28-3	1471
3	Purdue (4)	28-3	1453
4	North Carolina	25-6	1361
5	Tennessee	24-7	1291
6	Arizona	24-7	1125
7	Iowa State	24-7	1120
8	Creighton	23-8	1094
9	Kentucky	23-8	1018
10	Marquette	23-8	1011
11	Duke	24-7	976
12	Auburn	24-7	914
13	Illinois	23-8	802
14	Baylor	22-9	786
15	South Carolina	25-6	567
16	KANSAS	22-9	558
17	Gonzaga	24-6	511
18	Utah State	26-5	486
19	Alabama	21-10	432
20	BYU	22-9	381
21	Saint Mary’s	24-7	306
22	Washington State	23-8	239
23	Nevada	26-6	223
24	Dayton	24-6	155
25	Texas Tech	22-9	149

OTHERS RECEIVING VOTES: Boise State 46, South Florida 27, San Diego State 21, Drake 16, James Madison 14, Texas 14, Florida Atlantic 11, Florida 8, Princeton 7, Nebraska 6, New Mexico 4, McNeese 2, Colorado 2, Indiana State 1, Wake Forest 1, Colorado State 1

USA TODAY (COACHES)

MARCH 11, 2024

RANK	SCHOOL (FIRST PLACE VOTES)	RECORD	POINTS
1	Houston (29)	28-3	772
2	UConn	28-3	732
3	Purdue (2)	28-3	728
4	North Carolina	25-6	671
5	Tennessee	24-7	653
6	Creighton	23-8	569
7	Arizona	24-7	566
8	Iowa State	24-7	546
9	Kentucky	23-8	513
10	Marquette	23-8	487
11	Duke	24-7	481
12	Auburn	24-7	423
13	Baylor	22-9	387
14	Illinois	23-8	385
15	Gonzaga	24-6	274
16	South Carolina	25-6	273
17	KANSAS	22-9	256
18	Utah State	26-5	249
19	Alabama	21-10	217
20	Saint Mary’s	24-7	193
21	BYU	22-9	166
22	Nevada	26-6	109
23	Texas Tech	22-9	104
24	Dayton	24-6	103
25	Washington State	23-8	82

OTHERS RECEIVING VOTES: Boise State 30; San Diego State 19; James Madison 19; Florida 17; Drake 15; South Florida 11; Nebraska 7; Oklahoma 6; Florida Atlantic 6; Colorado 3; Princeton 1; Northwestern 1; Indiana State 1

WEEK-BY-WEEK RANKINGS

WEEK	AP	COACHES	NCAA NET
Preseason	1 (46)	1 (23)	-
Nov. 13	1 (51)	1 (25)	-
Nov. 20	1 (52)	1 (25)	-
Nov. 27	5	6	-
Dec. 4	2 (1)	3 (1)	16
Dec. 11	2	2 (1)	14
Dec. 18	2 (6)	2 (3)	13
Dec. 25	2 (5)	2 (1)	15
Jan. 1	2 (5)	no poll	11
Jan. 8	3 (2)	3 (1)	11
Jan. 15	3 (3)	4	15
Jan. 22	7	8	14
Jan. 29	8	9	12
Feb. 5	4	4	10
Feb. 12	6	7	12
Feb. 19	9	10	16
Feb. 26	7	9	14
March 4	14	15	18
March 11	16	17	18

() - First place votes in parenthesis

RANKINGS BREAKDOWN

	AP	COACHES
Weeks in Top 25	857 (372)	631 (387)
Weeks in Top 10	635 (291)	505 (302)
Weeks in Top 5	388 (183)	334 (191)
Weeks at No. 1	77 (37)	69 (38)
Current Consecutive Weeks in Top 25	57 (57)	55 (55)
Most Consecutive Weeks in Top 25	231* (231*)	238* (238*)
Most Consecutive Weeks at No. 1	15 (9)	15 (9)
W-L vs Top 25	259-213 (128-69)	-
Home vs Top 25	108-51 (62-10)	-
Away vs Top 25	57-87 (28-32)	-
Neutral vs Top 25	93-75 (37-27)	-
W-L vs Top 10	112-117 (52-30)	-
Home vs Top 10	43-33 (23-4)	-
Away vs Top 10	22-40 (11-11)	-
Neutral vs Top 10	47-44 (18-15)	-

() - Bill Self era in parenthesis
* Longest in the NCAA DI history

2023-24 BIG 12 STANDINGS (Through games of 3.9.24)

Team	BIG 12					OVERALL					
	Record	Pct	Home	Away	Streak	Record	Pct	Home	Away	Neutral	Streak
Houston	15-3	.833	9-0	6-3	W9	28-3	.903	17-0	7-3	4-0	W9
Iowa State	13-5	.722	9-0	4-5	L1	24-7	.774	18-0	5-5	1-2	L1
Baylor	11-7	.611	7-2	4-5	L1	22-9	.710	15-2	4-5	3-2	L1
Texas Tech	11-7	.611	7-2	4-5	W3	22-9	.710	15-2	4-6	3-1	W3
BYU	10-8	.556	7-2	3-6	W1	22-9	.710	16-2	3-7	3-0	W1
KANSAS	10-8	.556	8-1	2-7	L1	22-9	.710	15-1	3-7	4-1	L1
Texas	9-9	.500	5-4	4-5	W1	20-11	.645	14-4	4-6	2-1	W1
TCU	9-9	.500	5-4	4-5	L1	20-11	.645	12-4	6-5	2-2	L1
Oklahoma	8-10	.444	5-4	3-6	L1	20-11	.645	14-4	3-6	3-1	L1
Kansas State	8-10	.444	7-2	1-8	W1	18-13	.581	15-3	2-8	1-2	W1
Cincinnati	7-11	.389	4-5	3-6	W1	18-13	.581	14-5	4-7	0-1	W1
UCF	7-11	.389	4-5	3-6	W1	16-14	.533	11-7	3-7	2-0	W1
Oklahoma State	4-14	.222	3-6	1-8	L5	12-19	.387	10-8	1-9	1-2	L5
West Virginia	4-14	.222	4-5	0-9	L5	9-22	.290	9-9	0-9	0-4	L5

MORE NOTES ON THE JAYHAWKS IN KANSAS CITY

- Beginning in 1984-85, Kansas has played at least one regular-season game, be it in a tournament or a home contest, in Kansas City in 32 of the last 36 seasons. KU only missed 1987-88, 1990-91, 1996-97 and the 2022-23 and in those seasons the Jayhawks played league tournament or NCAA Tournament postseason games in KC.
- KU is 233-85 in games played in Kansas City, which includes three vacated wins in 2018.
- KU played 106 games in Kemper Arena with an 81-25 record. Kansas went 26-4 in Kemper Arena from 1997 until 2006, when it played its last game in the venue. Included in that run were Big 12 Championship titles in 1997, 1998 and 1999.
- Kemper Arena was the host of the 1988 NCAA Final Four when the Jayhawks won the national championship.
- Kansas has won a mind-boggling 28 conference tournaments (13 holiday conference tourneys and 15 postseason league titles) with 26 of those in Kansas City. The lone two titles not in KC were in 2006 in Dallas and 2007 in Oklahoma City.

KANSAS CONFERENCE TOURNAMENT TITLES IN KC

Municipal Auditorium (Conference Holiday Tournament) – 1951, 1953, 1956, 1957, 1962, 1964, 1965, 1966, 1968, 1970

Kemper Arena (*Big Eight Holiday Tournament) – *1974, *1977, *1978, 1981, 1984, 1986, 1992, 1997, 1998, 1999, 2006, 2007

T-Mobile Center – 2008, 2010, 2013, 2016, **2018, 2022

Kansas at T-Mobile Center

SEASON	RECORD	NOTES
2007-08	4-0	Big 12 Championship Title
2008-09	1-2	
2009-10	4-0	Big 12 Championship Title
2010-11	4-0	Big 12 Championship Title
2011-12	1-2	
2012-13	8-0	CBE Classic Title, Big 12 Championship Title, NCAA 1st/2nd Round wins
2013-14	2-1	
2014-15	3-1	Big 12 Championship Finalist
2015-16	4-0	Big 12 Championship Title
2016-17	4-2	CBE Hall of Fame Classic Title
**2017-18	0-1	Big 12 Championship Title
2018-19	3-1	Big 12 Championship Finalist
2019-20	1-0	
2021-22	4-0	Big 12 Championship Title
2022-23	2-1	Big 12 Championship Finalist
2023-24	1-0	
OVERALL	46-11	80.7 winning percentage

***NOTE: Kansas' three wins and the Big 12 title in 2018 that were later vacated.*

JAYHAWKS WELL REPRESENTED ON ALL-BIG 12 TEAM

Led by Big 12 Newcomer of the Year Hunter Dickinson, all five Kansas men's basketball starters are included on the 2024 All-Big 12 Men's Basketball Awards, the league office announced March

10. The awards were voted on by the conference coaches and they were not allowed to vote for their own team.

Dickinson and graduate Kevin McCullar Jr. were named members of the All-Big 12 First Team, while junior KJ Adams Jr., redshirt-senior Dajuan Harris Jr. and freshman Johnny Furphy were on the all-conference honorable mention list. Harris was named to the Big 12 All-Defensive Team for the third-consecutive year, while Dickinson was selected to the 2024 Big 12 All-Newcomer Team and Furphy to the 2024 Big 12 All-Freshman Team.

Historically, this marks the fourth time in Big 12 history that a Jayhawk has been named the Big 12 Newcomer of the Year. Dickinson joins Malik Newman (2018), Dedric Lawson (2019) and David McCormack (2021). Dickinson is the 17th KU player named to the Big 12-All Newcomer squad. Dating back to the Big Eight Conference era, Dickinson is the 12th KU player to be named his league's newcomer of the year.

Furphy is the fifth KU player to be named to the Big 12 All-Freshman Team that started in 2019. He joins Devon Dotson (2019), Christian Braun (2020), Adams (2022) and Gradey Dick (2023). The Big 12 All-Defensive Team started in 2006 and Harris marks the 23rd time a Jayhawk has made that five-member squad.

DICKINSON AND MCCULLAR NAMED TO WOODEN AWARD BALLOT

The Kansas duo of Hunter Dickinson and Kevin McCullar Jr. has been named to the 2023-24 Wooden Award National Ballot, the Los Angeles Athletic Club announced March 9.

Chosen by a poll of national college basketball experts based on their performances during the 2023-24 season, the Wooden Award National Ballot comprises of 15 student-athletes who are front-runners for the Wooden Award.

Dickinson and McCullar are looking to become the third Jayhawk to win the Wooden Award, joining Danny Manning (1988) and Frank Mason III (2017). Historically, in addition to Manning and Mason winning the award, there have been two Jayhawks on the Wooden All-American team five times since the inception of the award in 1977. Those were Udoka Azubuike and Devon Dotson (2020), Mason and Josh Jackson (2017), Nick Collison and Kirk Hinrich (2003), Paul Pierce and Raef LaFrentz (1998) and LaFrentz and Jacque Vaughn (1997).

MCCULLAR NAMED A JERRY WEST AWARD FINALIST

Kansas guard Kevin McCullar Jr. was named one of five finalists for the Jerry West Shooting Guard of the Year Award, the Naismith Basketball Hall of Fame announced March 5.

The annual Jerry West Award, named after the Class of 1980 Hall of Famer and 1959 NCAA Final Four Most Valuable Player, celebrates its 10th year by highlighting the top shooting guards in Division I men's college basketball.



NCAA TOP-150

BIG 12

2023-24 STAT RANKINGS

Through games of 3.10.24

	STAT	NCAA	BIG 12
W-L%	71.0	42	3
SCORING	76.0	107	5
SCORING DEFENSE	68.6	80	6
SCORING MARGIN	+7.4	97	8
REBOUNDS PER GAME	35.9	141	7
REBOUNDING MARGIN	+2.8	97	7
ASSISTS	19.0	2	1
ASSIST-TO RATIO	1.6	14	2
TURNOVER MARGIN	+0.3	--	8
STEALS	7.4	86	5
BLOCKED SHOTS	3.8	112	6
FIELD GOAL PCT.	49.4	9	1
FIELD GOAL PCT. DEFENSE	40.5	21	2
3-POINT FGS MADE	5.7	--	14
3-POINT FIELD GOAL PCT.	33.6	--	10
3FG% DEFENSE	33.2	--	9
FREE THROW PCT.	72.8	132	7

INDIVIDUAL (ALL GAMES)

SCORING

Kevin McCullar Jr.	18.3	70	1
Hunter Dickinson	18.0	84	2

REBOUNDING

Hunter Dickinson	10.8	8	1
Kevin McCullar Jr.	6.0	--	11

FIELD GOAL PERCENTAGE (MIN. 5.0 FGM/G)

Hunter Dickinson	55.0	52	2
Kevin McCullar Jr.	45.4	--	4

3-POINT FG PERCENTAGE (MIN. 2.5 FGM/G)

--

3-POINT FIELD GOALS MADE

--

FREE THROW PERCENTAGE (MIN. 2.5 FTM/G)

Kevin McCullar Jr.	80.5	--	13
--------------------	------	----	----

ASSISTS

Dajuan Harris Jr.	6.4	10	2
Kevin McCullar Jr.	4.1	135	14
KJ Adams Jr.	3.1	--	22

STEALS

Dajuan Harris Jr.	1.6	--	8
Kevin McCullar Jr.	1.5	--	10

BLOCKED SHOTS

Hunter Dickinson	1.4	111	6
------------------	-----	-----	---

ASSIST-TO-TURNOVER RATIO (MIN. 3 AST/G AVG)

Dajuan Harris Jr.	2.9	27	3
KJ Adams Jr.	1.8	--	11
Kevin McCullar Jr.	1.6	--	15

DOUBLE-DOUBLES

Hunter Dickinson	16	11	1
------------------	----	----	---

TRIPLE-DOUBLES

Kevin McCullar Jr.	2	3	1
--------------------	---	---	---

KU BY THE NUMBERS

13	Consecutive league regular-season titles - 2005-06-07-08-09-10-11-12-13-14-15-16-17, a KU record and tied for the longest in NCAA history.
15	30+ win seasons
18	Streaks of 10 or more consecutive wins in the Bill Self era, including two in 2022-23. Eight of those have been 15+ win streaks.
20	Big 12 Conference regular-season championships for KU in the league’s 27-year existence. Includes 2022-23
20	Undefeated home seasons at Allen Fieldhouse, including 2007-08, 2008-09, 2009-10, 2011-12, 2014-15, 2015-16 and 2018-19 under Bill Self.
21	Times a KU player or coach has been inducted into the Naismith Basketball Hall of Fame, which includes head coach Bill Self in 2017.
23	Or more victories for Kansas in 31 of the last 33 seasons beginning in 1989-90.
26	Championships for Kansas in the Bill Self era - 16 Big 12 regular-season titles, eight Big 12 postseason championships and two NCAA.
29	Including 2023-24, Kansas has won 10 or more league games in 29 of the last 30 seasons, starting in 1995. KU has won 10+ league games 60 times overall.
32	Consensus All-America First Team selections, the most of any NCAA Division I school, including Jalen Wilson in 2022-23
32	Beginning in 1990, KU has made the NCAA Tournament 32 times in the last 33 tournaments.
35	Beginning in 1989-90, Kansas has won 20 or more games in 34 of the last 35 seasons, including 2023-24.
35	Consecutive seasons KU has led its conference in home attendance, beginning in 1986-87, excluding 2020-21 due to COVID, includes 2022-23.
63	Conference regular-season championships, most in NCAA Division I, including 2022-23.
130.4	Decibels reached inside of Allen Fieldhouse on Feb. 13, 2017, when the arena broke the Guinness Book of World Records mark for loudest crowd roar at an indoor sports event.
231	An NCAA record for consecutive weeks Kansas was ranked in the AP top 25. The streak began 2.2.2009, and spanned 433 games, and ended 2.1.2020.
368	Consecutive sellouts in Allen Fieldhouse, dating back to 2001-02. This includes the 2,500 capacity for 2020-21.
587	Wins for Bill Self in his 21st season at Kansas. He is the second-winningest coach in KU history (Phog Allen, 590-219, 1907-09; 1919-56)
855	All-time Kansas victories inside Allen Fieldhouse. The historic building opened in 1955 and KU holds a 855-118 record in its home venue.
2,392	All-Time victories, the second most in NCAA Division I Men’s Basketball.

Joining McCullar as finalists are RJ Davis (North Carolina), Caleb Love (Arizona), Antonio Reeves (Kentucky) and Tyson Walker (Michigan State).

The winner of the 2024 West Award will be presented on a to-be-determined date, along with the other four members of the Men’s Starting Five. Additional awards being presented include the Bob Cousy Award (Point Guard), Julius Erving Award (Small Forward), Karl Malone Award (Power Forward) and the Kareem Abdul-Jabbar Award (Center). In 2017 Kansas’ Frank Mason III won the Bob Cousy Award and in 2023 KU’s Jalen Wilson won the Julius Erving Award.

DICKINSON NAMED A KAREEM ABDUL-JABBAR AWARD FINALIST
Senior Hunter Dickinson has been named one of five finalists for the Kareem Abdul-Jabbar Center of the Year Award, the Naismith Basketball Hall of Fame announced March 8.

The annual Kareem Abdul-Jabbar Award, named after the Class of 1995 Hall of Famer and three-time NCAA Champion, celebrates its 10th year by honoring the top centers in Division I men’s college basketball.

Joining Dickinson as finalists are Armando Bacot (North Carolina), Zach Edey (Purdue), PJ Hall (Clemson) and Ryan Kalkbrenner (Creighton).

DICKINSON AND MCCULLAR ON OSCAR ROBERTSON TROPHY PLAYER OF THE YEAR MIDSEASON TEAM
The Kansas tandem of Hunter Dickinson and Kevin McCullar Jr. were named to the 40-member 2023-24 Oscar Robertson Trophy and All-America Watch List, the U.S. Basketball Writers Association (USBWA) announced Feb. 27. Members of the association’s board of directors chose the players that will be considered as contenders for the Oscar Robertson Trophy representing the national player of the year.

Dickinson and McCullar are looking to become the second player from Kansas to win the Oscar Robertson Trophy, joining Frank Mason who won the award in 2017.

DICKINSON AND MCCULLAR ON NAISMITH TROPHY PLAYER OF THE YEAR MIDSEASON TEAM
The Kansas duo of Hunter Dickinson and Kevin McCullar Jr. were named to the 2024 Jersey Mike’s Naismith Trophy Men’s College Player of the Year Midseason Team, the Naismith Awards announced Feb. 15.

Kansas, Houston, North Carolina and Purdue are the only schools to have two athletes listed among the 30 named to Naismith Trophy Midseason Team. Dickinson and McCullar are vying to become the third player from Kansas to win the Naismith Trophy joining Danny Manning (1988) and Frank Mason III (2017).

KU DUO ON NAISMITH DEFENSIVE PLAYER OF THE YEAR WATCHLIST
Kansas graduate guard Kevin McCullar Jr. and redshirt-senior guard Dajuan Harris Jr. have been named to the 2024 Naismith Defensive Player of the Year Watchlist, the Atlanta Tipoff Club announced Feb. 7. Kansas is one of two schools to have two on the list of 15 players.

McCullar or Harris are aiming to become just the second Jayhawk to win the Naismith Defensive Player of the Year recipient, joining KU standout Marcus Garrett who won the honor in 2020. The award began in 201

KANSAS DUO ON WOODEN AWARD LATE SEASON TOP 20
The Kansas duo of Hunter Dickinson and Kevin McCullar Jr. has been named to the John R. Wooden Award Late Season Top 20, the Los Angeles Athletic Club announced Jan. 30. The KU tandem is one of just two schools with multiple players on the list, along

with North Carolina (2).

Chosen by a poll of national college basketball experts based on their performances during the 2023-24 season thus far, the list comprises of 20 student-athletes who are front-runners for the John R. Wooden Award. Dickinson and McCullar are vying to become the third Kansas player to win the Wooden Award joining Danny Manning (1988) and Frank Mason III (2017).

The players on the list are considered strong candidates for the 2024 John R. Wooden Award Men’s Player of the Year. The Wooden Award All-American Team will be announced the week of the “Elite Eight” round of the NCAA Tournament. The winner of the 2024 John R. Wooden Award will be presented following the NCAA Tournament in April.

UPCOMING CAREER MILESTONES		
KJ Adams Jr.	794 points...6 from 800	327 rebounds...73 from 400
Parker Braun	639 points...61 from 700	470 rebounds...30 from 500
Hunter Dickinson	2,174 points...26 from 2,200	1,123 rebounds...77 from 1,200
Dajuan Harris Jr.	864 points...36 from 900	653 assists...47 from 700
Kevin McCullar Jr.	1,517 points...83 from 1,600	217 steals...33 from 250
Nicolas Timberlake	1,666 points...34 from 1,700	524 rebounds...76 from 600
	257 3FGs...43 from 300	

At Kansas State (2/5) Harris became just the fourth player in KU history to reach 600 assists and 200 steals for his career, currently at 636 assists and 207 steals, and the first since Aaron Miles who accomplished the feat from 2002-05.

KU Career 600 Assists and 200 Steals (ranked by most recent)		
Player (KU seasons)	Assists	Steals
DAJUAN HARRIS JR. (2021-PRESENT)	653	213
Aaron Miles (2002-05)	954	264
Kirk Hinrich (2000-03)	668	206
Darnell Valentine (1978-81)	609	336

Dickinson is the fourth active player in NCAA Division I to record 2,000 points and 1,000 rebounds for his career.

Active D1 Career Points/Rebounds Leaders (as of 3/3/24)		
2,000+ points and 1,000+ rebounds		
Name, School	Points	Rebounds
Armando Bacot, North Carolina	2,239	1,648
Zach Edey, Purdue	2,282	1,211
HUNTER DICKINSON, KANSAS	2,174	1,123
Baylor Schererman, Creighton	2,159	1,215

KANSAS NOTABLES
• Kansas’ strength of schedule is No. 1 nationally. KU is 7-8 vs. Quad 1, 6-0 vs. Quad 2, 4-1 vs. Quad 3, 4-0 vs. Quad 4.
• Hunter Dickinson leads the Big 12 with 14 games of 20 points or more scored. Kevin McCullar Jr. is next with 12 games of 20-plus.
• Hunter Dickinson leads the Big 12 with 17 games of 10 or more rebounds this season. Dillon Mitchell of Texas is second with 12.
• Kansas has at least 20 assists in 13 games this season, which is second most in the country behind Arizona with 14.

20-Assists Games in 2023-24 (as of 3/10/24)
1. Arizona - 14
2. KANSAS, BYU, Purdue - 13
5. Colorado State, UConn, Indiana State, Utah - 12

THIS DAY IN KANSAS BASKETBALL HISTORY

MARCH

13

March 13, 1953: Kansas came out with a bang against Oklahoma City University leading 47-26 at the half in the NCAA Midwest Regional Tournament in Manhattan, Kansas. KU senior guard Gil Reich led the team with 20 points, while junior forward Allen Kelley chipped in with 17 points as KU won the game 73-65. The Jayhawks went on to the national championship game, only to lose by one point to Indiana, 69-68. Jayhawk junior center B.H. Born, who was part of the 1952 national championship team, was named Most Outstanding Player of the tournament despite KU's loss in the title game.

- Kansas is 122-19 (86.4%) following a loss in the Bill Self era, which started in 2003-04. KU is 7-1 when following a loss this season.
- For 55 weeks, from the first poll of the 2021-22 season until Feb. 26, 2024, Kansas was ranked in the Associated Press Top 10.
- With its win against No. 4 Houston (2/3), under Bill Self (since 2003-04) Kansas is 19-1 (95.0%) in Allen Fieldhouse against teams ranked higher than KU. The lone loss was Dec. 1, 2005 versus Nevada (70-72) and KU has won 15 straight in that scenario.
- With the win versus Houston (2/3), under Bill Self, Kansas is 24-4 (85.7%) against AP top-10 teams in games played in Allen Fieldhouse. KU has won its last eight against AP Top-10 foes in AFH dating back to Feb. 27, 2021.
- After its win at Indiana (12/16), Kansas has now won its last seven games against Blue Blood schools - Indiana, UConn and Kentucky this season; Kentucky, Indiana and Duke last season; and North Carolina in the 2022 NCAA title game.
- Kansas is 33-4 when Dajuan Harris Jr. scores 10 or more points in a game, including 9-3 this season.
- Kansas is 67-3 in its last 70 games when outrebounding its opponent. Included was a 61-game win streak when KU outrebounded its opponent.
- Kansas has won 72 of its last 73 games in Allen Fieldhouse when leading at halftime, dating back to the beginning of the 2018-19 season.
- Kansas beat Kentucky, 89-84, on Nov. 14, thanks in part to 27 made free throws. KU is 48-1 (.980) under Bill Self (since 2003-04) when they make 25 or more free throws in a game, the best record by any D-I team in that span (minimum 40 games).
- Kansas overcame an 11-point deficit in the 67-57 win at Oklahoma (2/17). In the last 10 seasons, Kansas has posted 34 wins when overcoming a 10-point deficit, including four this season.
- Kansas went 116-15 (88.5%) in the month of December under coach Bill Self (since 2003-04). The 88.5 winning percentage is the highest among active coaches, while Kansas has the second-best December winning percentage record since 2003-04.
- Kansas has won its last 24 games in the month of December beginning with the final game of the 2019-20 season. That is the longest active streak in the nation.

TOP SCORING DUO

Graduate-senior Kevin McCullar Jr. (18.3 ppg) and senior Hunter Dickinson (18.0) are currently the second highest scoring duo in the Bill Self era.

Top Scoring Duo by Average in the Bill Self Era (Top 11)

Season	Total	Players (Ppg)
2016-17	37.2	Frank Mason III (20.9), Josh Jackson (16.3)
2023-24	36.3	Kevin McCullar Jr. (18.3), Hunter Dickinson (18.0)
2004-05	34.7	Wayne Simien (20.3), Keith Langford (14.4)
2011-12	34.3	Thomas Robinson (17.7), Tyshawn Taylor (16.6)
2022-23	34.2	Jalen Wilson (20.1), Grady Dick (14.1)
2008-09	33.8	Sherron Collins (18.9), Cole Adrich (14.9)
2018-19	33.5	Dedric Lawson (19.4), Lagerald Vick (14.1)
2003-04	33.3	Wayne Simien (17.8), Keith Langford (15.5)
2021-22	32.9	Ochai Agbaji (18.8), Christian Braun (14.1)
2017-18	31.9	Devonte' Graham (17.3), Svi Mykhailiuk (14.6)
2019-20	31.8	Devon Dotson (18.1), Udoka Azubuike (13.1)

Top Scoring Duo by Average in the Big 12 Era

Season	School	Total	Players (Ppg)
2007-08	Kansas State	42.3	Michael Beasley (26.2), Henry Walker (16.1)
1996-97	Texas Tech	41.8	Cory Carr (23.1)

2006-07	Texas	41.3	Tony Battie (18.8) Kevin Durant (25.8) A.J. Abrams (15.5)
1997-98	KANSAS	40.2	Paul Pierce (20.4) Raef LaFrentz (19.8)
2017-18	Oklahoma	39.2	Trae Young (27.4) Christian James (11.9)
1997-98	Texas Tech	38.7	Cory Carr (23.3) Rayford Young (15.4)
1996-97	Oklahoma	38.0	Nate Erdmann (20.5) Corey Brewer (17.5)
2015-16	Oklahoma	38.0	Buddy Hield (25.0) Jordan Woodard (13.0)
2023-24	KANSAS	36.3	Kevin McCullar Jr. (18.3) Hunter Dickinson (18.0)

TOP SCORERS IN THE BILL SELF ERA

Graduate Kevin McCullar Jr. leads the Big 12 an 18.3 scoring average. Senior Hunter Dickinson is second in the league, behind McCullar, at 18.0 points per game. Currently, this marks the first time two players from the same team have ranked in the top 10 in scoring average in the Bill Self era.

KU Leading Season Scorers in the Bill Self Era (since 2003-04)

Player	Season	PPG
Frank Mason III	2016-17	20.9
Wayne Simien	2004-05	20.3
Jalen Wilson	2022-23	20.1
Dedric Lawson	2018-19	19.4
Sherron Collins	2008-09	18.9
Ochai Agbaji	2021-22	18.8
KEVIN MCCULLAR JR.	2023-24	18.3
Devon Dotson	2019-20	18.1
HUNTER DICKINSON	2023-24	18.0
Wayne Simien	2003-04	17.8
Thomas Robinson	2011-12	17.7
Marcus Morris	2010-11	17.2
Andrew Wiggins	2013-14	17.1

TOP REBOUNDERS IN THE BILL SELF ERA

Senior Hunter Dickinson leads the Big 12 and ranks eighth nationally with a 10.8 rebounding average. The 10.8 rpg ranks fourth in the Bill Self era.

KU Leading Season Rebounders in the Bill Self Era (since 2003-04)

Player	Season	RPG
Thomas Robinson	2011-12	11.9
Cole Aldrich	2008-09	11.1
Wayne Simien	2004-05	11.0
HUNTER DICKINSON	2023-24	10.8
Udoka Azubuike	2019-20	10.5
Dedric Lawson	2018-19	10.3

ELITE COMPANY II

With his 20 rebounds against Kansas State (3/5), senior Hunter Dickinson has three games with at least 20 boards in 2023-24. He is the first KU player in the Bill Self era to have three 20-plus rebound games for his career. Dickinson is just the 10th player in

Pay Heed, All Who Enter:
BEWARE OF "THE PHOG"

NATIONAL CHAMPIONS

1922, 1923, 1952, 1988, 2008, 2022

BIG 12 CHAMPIONS

1997*, 1998*, 1999^, 2002, 2003, 2005, 2006*,
2007*, 2008*, 2009, 2010*, 2011*, 2012, 2013*,
2014, 2015, 2016*, 2017, 2020, 2022*, 2023

Regular season titles listed
* - Regular season & tournament champions
^ - Tournament champions only

- Kansas has 2,392 all-time victories which is the second most in NCAA Division I men's basketball history.
- Under Bill Self, Kansas has won 16 regular-season Big 12 championships with just 17 losses at Allen Fieldhouse.
- KU has held opponents to fewer than 100 points in 794 of its last 797 games. The last team to score 100 on Kansas in a 40-minute game was Gonzaga (102-90) on 11.26.2020 with the previous being Oklahoma (100-78) on 2.27.1990.
- Kansas set the NCAA DI record for being ranked in the Associated Press poll at 231 consecutive weeks from Feb. 2, 2009 until Feb. 1, 2021. KU's stretch consisted of 433 games of being ranked.
- KU has won at least 12 league games for 23 of the last 24 seasons.
- Each four-year KU senior class since 1986-87 has won at least 100 games. The current KU four-year players - graduate Michael Jankovich and redshirt-senior Dajuan Harris Jr. - have won 101.
- Kansas is the only team in the Big 12 to have a .500 winning percentage or better series record against every league foe.
- KU is the only Big 12 school to have won a regular-season championship with two different coaches (Roy Williams and Bill Self).
- Kansas is first in the conference in wins with a 374-90 record in Big 12 regular-season games. Texas is next at 278-186. Including the league postseason championship, Kansas is first at 426-102, while Texas is second at 307-208.
- Under Bill Self, Kansas is 165-12 (93.2%) in Big 12 home games: 8-0 in 2004, 7-1 in 2005, 7-1 in 2006, 7-1 in 2007, 8-0 in 2008, 8-0 in 2009, 8-0 in 2010, 7-1 in 2011, 9-0 in 2012, 8-1 in 2013, 9-0 in 2014, 9-0 in 2015, 9-0 in 2016, 8-1 in 2017, 3-2 in 2018, 9-0 in 2019, 8-1 in 2020, 8-1 in 2020-21, 9-0 in 2021-22, 8-1 in 2022-23 and 8-1 in 2023-24.

JAYHAWKS ON NBA ROSTERS (12)

Ochai Agbaji – Toronto Raptors
Udoka Azubuike – Phoenix Suns
Christian Braun – Denver Nuggets
Grady Dick – Toronto Raptors
Joel Embiid – Philadelphia 76ers
Devonte' Graham – San Antonio Spurs
Marcus Morris – San Antonio Spurs
Markieff Morris – Dallas Mavericks
Sviatoslav Mykhailiuk – Boston Celtics
Kelly Oubre, Jr. – Philadelphia 76ers
Andrew Wiggins – Golden State Warriors
Jalen Wilson – Brooklyn Nets

KANSAS NOTABLES, ETC.

All-Time Consecutive Seasons in the Final Associated Press Poll

Rank.	Team	No.	Season Started-Season Ended
1.	KANSAS	23	2000-01-ACTIVE
2.	North Carolina	19	1970-71 to 1988-89
3.	Arizona	18	1987-88 to 2004-05
4.	Kentucky	15	1990-91 to 2004-05
5.	Duke	13	2007-08 to 2019-20
	UCLA	13	1966-67 to 1978-79

Active Consecutive Seasons in the Final Associated Press Poll

Rank.	Team	No.	Season Started
1.	KANSAS	23	2000-01
2.	Gonzaga	7	2016-17
3.	Houston	6	2017-18
4.	Baylor	4	2022-23
5.	Texas	3	2020-21
	Purdue	3	2020-21

Kansas Men’s Basketball All-Time Retired Jerseys

- Name (years at Kansas)
Tus Ackerman (1923-25)
Cole Aldrich (2008-10)
Charlie B. Black (1942-43; 46-47)
Charlie T. Black (1922-24)
B.H. Born (1952-54)
Bill Bridges (1959-61)
Mario Chalmers (2006-08)
Wilt Chamberlain (1957-58)
Sherron Collins (2007-10)
Nick Collison (2000-03)
Paul Endicott (1921-23)
Howard Engleman (1939-41)
Ray Evans (1942-43; 46-47)
Max Falkenstein (1946-2006)
Drew Gooden (2000-02)
Gale Gordon (1925-27)
Kirk Hinrich (2000-03)

BILL “SKINNY” JOHNSON (1931-33) - RETIRED 1.22.24

- Raef LaFrentz (1995-98)
Clyde Lovellette (1950-52)
Danny Manning (1985-88)
Marcus Morris (2009-11)
Al Peterson (1925-27)
Paul Pierce (1996-98)
Fred Pralle (1936-38)

THOMAS ROBINSON (2010-12) - RETIRED 12.9.23

- David Robisch (1969-71)
Brandon Rush (2005-08)
Wayne Simien (2002-05)
Bud Stallworth (1970-72)
Darnell Valentine (1978-81)
Jacque Vaughn (1994-97)
Walter Wesley (1964-68)
Jo Jo White (1966-69)

KU history to have two or more 20-rebound games.

20-Plus Rebound Games in KU History

1. Wilt Chamberlain (1957-58) - 20
2. Bill Bridges (1959-61) - 13
T3. HUNTER DICKINSON (2023-24) - 2
T3. Drew Gooden (2000-02) - 3
T4. 2 (six others) - Cole Aldrich (2008-09), Nick Collison (2002-03), Roger Brown (1969-71), Dave Robisch (1969-71), Wayne Hightower (1960-61), B.H. Born (1952-54)

KANSAS TRIPLE-DOUBLES

Graduate-senior Kevin McCullar Jr. became just the seventh player in NCAA history to record back-to-back triple-doubles with 12 points, 10 rebounds and 10 assists against Kentucky (Nov. 14) and 22 points, 11 rebounds and 10 assists versus Chaminade (Nov. 20). It was the first in NCAA history since Tony Lee of Robert Morris did it during the 2007-08 season. McCullar’s two triple-doubles are the third and fourth, respectively, in KU history, with all three in the Bill Self era. His triple-double against Kentucky was the first since Jeff Withey’s triple-double against San Jose State (16 points, 12 rebounds and a KU and Big 12-record 12 blocked shots) on Nov. 26, 2012. Cole Aldrich’s triple-double against Dayton (13 points, 20 rebounds, 10 blocked shots) on March 22, 2009, is formally the first recorded in Kansas men’s basketball history as blocked shots, assists and steals were not recorded at Kansas until the 1970s (and the NCAA until the 1980s). *Lawrence Journal-World* reporter Bill Mayer provided Kansas with two instances in which Jayhawk legend Wilt Chamberlain recorded triple-doubles. Additionally, the NCAA Final Four record book shows that KU great B.H. Born had an unofficial triple-double against Indiana in the 1953 NCAA Tournament title game.

JAYHAWKS NO. 1 IN PRESEASON POLLS

Kansas entered the 2023-24 season No. 1 in both the Associated Press and USA Today Coaches’ polls. This marked the fourth time KU has been No. 1 in the preseason AP poll with all four in the Bill Self era - 2004-05, 2009-10, 2018-19 and 2023-24. This is the fifth time in the coaches’ poll that the Jayhawks have been No. 1 in the preseason poll with four in the Self era - 1996-97, 2004-05, 2009-10, 2018-19 and 2023-24.

Under 21st-year and Hall of Fame head coach Bill Self, this is the 18th time that Kansas entered the season ranked seventh or higher in the Associated Press preseason poll. Historically, the No. 1 ranking marks the 26th time since the 1992-93 season that Kansas will enter the season seventh or higher.

The No. 1 ranking marked the 10th-straight year Kansas has entered the season No. 5 or higher in the coaches’ poll dating back to 2014-15. Additionally, it is the 18th time in the Self era the Jayhawks have been preseason seventh or higher, including each of the last 12 seasons.

KU PICKED FIRST IN THE PRESEASON BIG 12 POLL

For the 20th time in the 27-year history of the coaches’ preseason Big 12 poll, Kansas has been selected as the favorite to win the league as the preseason poll was announced Oct. 13.

For the 2023-24 poll, KU collected 12 of a possible 14 first-place votes and finished with a total of 168 points. Houston received two first-place nods and was second with 153 points. Texas was third with 143 points, while Baylor was fourth with 137 points and TCU fifth with 113 points to round out the top five. See page 9 for the complete poll.

KANSAS VS. TOP-25 TEAMS

No. 1 Houston (3/9) was Kansas’ 11th Associated Press (AP) ranked opponent in 2023-24. The Jayhawks are 7-4 against AP ranked teams this season, 4-2 versus top 10. In the Bill Self era, KU is 127-76 against AP-ranked opponents, including 51-30 versus

Top-10 foes. In that span, Self’s KU teams have collected seven or more wins against ranked foes in each of the last four and five of the last six seasons.

Kansas’ record against top-10 ranked opponents is even more impressive. KU is 23-15 against foes ranked inside the top-10 of the AP poll since 2013-14. Since Bill Self’s first season, 2003-04, the Jayhawks are 20-4 against AP top-10 teams inside Allen Fieldhouse, 11-1 versus top-five opponents.

KU VS. ASSOCIATED PRESS TOP-25 TEAMS UNDER BILL SELF

SEASON	RECORD	VS. TOP-10
2023-24	7-4	4-2
2022-23	7-7	4-2
2021-22	8-4	2-1
2020-21	8-7	3-3
2019-20	4-3	1-2
2018-19	8-4	2-1
2017-18	3-4	1-1
2016-17	6-3	5-1
2015-16	12-4	4-1
2014-15	10-6	0-1
2013-14	7-4	3-0
2012-13	5-2	2-1
2011-12	7-5	6-4
2010-11	5-1	1-1
2009-10	8-1	2-0
2008-09	3-3	1-2
2007-08	5-2	3-0
2006-07	5-2	2-2
2005-06	3-3	1-2
2004-05	4-2	3-1
2003-04	2-5	1-2
TOTAL	127-76	51-30

DICKINSON ON THE PRESEASON NABC WATCH LIST

Kansas senior Hunter Dickinson was one of 20 players named to the 2024 NABC Division I Player of the Year Watch List, the National Association of Basketball Coaches (NABC) announced Nov. 2. The 2024 NABC Division I Player of the Year – selected by a vote of Division I head coaches – will be announced the week of the 2024 Men’s Final Four.

CLOSE CALLS

Kansas 64-61 win against Baylor (2/10) marked the ninth five-point or less decision this season with KU winning six of those contests. In 2022-23, Kansas had 11 games decided by five points or less and/or in overtime. KU went 9-2 in those contests. In Kansas’ 2021-22 national championship season, KU also played 11 games with the outcome being decided by five points or less or in overtime. KU went 9-2 in those contests.

KANSAS RECORD IN GAMES DECIDED BY 5 OR FEWER POINTS, OR OVERTIME UNDER BILL SELF

Season	W-L	Pct	Home*	Neut.	Road
2003-04	2-3	.400	1-1	0-2	1-0
2004-05	6-5	.545	5-1	0-2	1-2

2005-06	2-6	.250	1-2	1-3	0-1
2006-07	7-2	.778	2-1	3-0	2-1
2007-08	5-2	.714	1-0	2-0	2-2
2008-09	1-4	.200	1-1	0-2	0-1
2009-10	5-1	.833	1-0	1-1	3-0
2010-11	8-0	1.000	3-0	1-0	4-0
2011-12	6-1	.857	1-0	4-0	1-1
2012-13	6-3	.667	1-1	0-2	5-0
2013-14	4-5	.444	1-1	2-2	1-2
2014-15	8-5	.615	3-0	2-1	3-4
2015-16	4-1	.800	2-0	1-1	1-0
2016-17	9-3	.750	3-1	1-2	5-0
2017-18	4-2	.667	1-0	1-0	3-1
2018-19	10-2	.833	5-0	2-0	3-2
2019-20	5-2	.714	1-0	1-1	3-1
2020-21	6-2	.750	4-0	1-0	1-2
2021-22	9-2	.818	5-0	1-1	3-1
2022-23	9-2	.818	5-0	2-1	2-1
2023-24	6-3	.714	4-0	1-1	1-2
TOTALS:	122-56	.685	51-9	27-22	45-24

(*Includes Allen Fieldhouse and Kansas City designated home contests; source: StatsPass)

WINNING THE BIG 12 IS NO CAKEWALK

Beginning in the 2003-04 season, the Big 12 has ranked as the nation's No. 1 conference in the RPI/NET rankings six times and in the top-three on 11 occasions. The Big 12 was the only league that ended the 2020-21 season with seven teams and 70 percent of its membership in the top 36 of the NCAA NET ratings.

The stoutness of the league is also highlighted by KU's strength of schedule during this stretch, which has been among the toughest every season. The Jayhawks have posted a top-10 strength of schedule 13 times in Bill Self's 20 years at KU, which includes the nation's strongest schedule six times - 2004-05, 2013-14, 2014-15, 2018-19 and last season in 2022-23.

BIG 12 & KU RPI/NET RANKINGS (AS OF 3/3/24)

SEASON	KU RPI/NET	KU NET SOS	BIG 12 RPI/NET*
2023-24	15	4	1
2022-23	9	1	1
2021-22	3	3	1
2020-21	17	13	4
2019-20	2	1	2
2018-19	17	1	1
2017-18	3	2	1
2016-17	4	19	2
2015-16	1	2	1
2014-15	5	1	1
2013-14	4	1	1
2012-13	5	17	5
2011-12	5	8	4
2010-11	1	10	3
2009-10	1	6	1
2008-09	11	13	3
2007-08	4	12	3
2006-07	10	44	7
2005-06	32	60	5
2004-05	3	1	3
2003-04	12	6	4

*average NET of every conference team compared to other leagues

MORE KANSAS NOTABLES

- Senior Hunter Dickinson had 27 points and a career-high 21 rebounds against No. 14 Kentucky on Nov. 14. The feat marked the 28th time in KU history a player has recorded at least 25 points and 20 rebounds in a game. The last to do it was Thomas Robinson who had 30 points and 21 rebounds against North Dakota (12/31/2011). The only other player to accomplish the feat in the Bill Self era was Wayne Simien who had 25 points and 20 rebounds against Kansas State on his Senior Night

(3/2/2005).

- On Nov. 7, Naismith Hall of Fame member Bill Self signed an amended contract with the University of Kansas. Self and KU Director of Athletics Travis Goff signed the reworked agreement — effectively a five-year extension worth \$44.5 million, including a \$1 million signing bonus.
- At 14-1, Kansas has won 10 or more home games for 38 of the last 39 seasons, beginning in 1983-84. KU has won 12 or more in Allen Fieldhouse for 24 of the last 25 seasons beginning in 1999-2000.
- KU won its mind-boggling 51st-straight home opener with a 99-56 win against North Carolina Central on Nov. 6. The streak began in 1973-74 under head coach Ted Owens. KU coaches Larry Brown (5-0) and Roy Williams (15-0) never lost a home opener. KU is 21-0 in home openers in the Bill Self era.
- Kansas has won 31 of its last 32 conference openers (beginning in 1991-92 under head coach Roy Williams and including 2023-24).
- Beginning in 1983-84 under coach Larry Brown, Kansas has not lost a home finale.
- On Nov. 9, 2022, former KU guard Jacque Vaughn was named head coach of the Brooklyn Nets. He became the fourth KU graduate to coach at the highest level - John McClendon (ABA, 1969-70 at Denver); Wilt Chamberlain (ABA, 1973-74 at San Diego); Kevin Pritchard (NBA, 2005 at Portland, 27 games); Jacque Vaughn (NBA, 2012-15 at Orlando, 2022-24 at Brooklyn).
- Kansas head coach Bill Self is on the cusp of becoming the winningest coach in KU history. In his 21st season at Kansas, Self has amassed 587 wins which is five behind Dr. F.C. "Phog" Allen's 590 set in a 39-year span (1907-09; 1919-56).

RECORDS OF KANSAS COACHES

NAME (SEASONS)	W	L	PCT.
James Naismith (9)	55	60	.478
W. O. Hamilton (10)	125	59	.679
*Karl Schlademan	1	0	1.000
**Howard Engleman	8	6	.571
Dr. F.C. Allen (39)	590	219	.729
Dick Harp (8)	121	82	.596
Ted Owens (19)	348	182	.657
Larry Brown (5)	135	44	.754
Roy Williams (15)	418	101	.805
Bill Self (21)	587	140	.806
Totals (126)	2,392	894	.727

*Schlademan coached first game of 1920 season before Dr. Allen took over. **Engleman finished 1947 season as head coach after Dr. Allen was ordered to take a rest following the 13th game.

BRAUN WINS NBA TITLE

Former Kansas guard Chirstian Braun became the 15th Jayhawk to win an NBA title, when the Denver Nuggets defeated the Miami Heat last June. Braun played three seasons at Kansas from 2019-20 to 2021-22. In 2020, the Burlington, Kansas, native was named to the Big 12 All-Freshman Team and he was a 2021 all-conference honorable mention selection the following season. In Kansas' 2022 NCAA National Championship season, Braun averaged 14.1 points and 6.5 rebounds per game. The two-time Academic All-Big 12 First Team selection was an all-league second-team selection, and was on the all-tournament teams for the Big 12 Championship and the NCAA Tournament Midwest Regional. In his three seasons at KU, Braun played in 101 games with 74 starts and had 1,018 points, 506 rebounds, 183 assists and 97 steals.

Braun is the fifth player in NBA history to win an NCAA title and an NBA title in back-to-back seasons. He joins Bill Russell (1956 San Francisco; 1957 Boston Celtics), Henry Bibby (1972 UCLA; 1973 New York Knicks), Magic Johnson (1979 Michigan State, 1980 L.A. Lakers) and Billy Thompson (1986 Louisville; 1987 L.A. Lakers). With the addition of Braun, there have been 15 Jayhawks who have won 20 NBA titles during their professional careers. Braun becomes the seventh Jayhawk under head coach Bill Self to win an NBA title. He joins Wayne Simien (2006), Mario Chalmers

2023-24 PRESEASON BIG 12 COACHES POLL

Place. Team (first-place votes) - points

1. KANSAS (12) - 168
2. Houston (2) - 153
3. Texas - 143
4. Baylor - 137
5. TCU - 113
6. Kansas State - 106
7. Iowa State - 95
8. Texas Tech - 80
9. West Virginia - 70
10. Oklahoma State - 57
11. Cincinnati - 55
12. Oklahoma - 54
13. BYU - 29
14. UCF - 14

Kansas Triple-Doubles

Kevin McCullar Jr. vs. Chaminade (11-20-2023)

22 POINTS, 11 REBOUNDS, 10 ASSISTS (Maui Invitational, Honolulu)

Kevin McCullar Jr. vs. Kentucky (11-14-2023)

12 POINTS, 10 REBOUNDS, 10 ASSISTS (Champions Classic, Chicago)

Jeff Withey vs. San Jose State (11-26-2012)

16 POINTS, 12 REBOUNDS, 12 BLOCKED SHOTS (at Allen Fieldhouse)

Cole Aldrich vs. Dayton (3-22-2009)

13 POINTS, 20 REBOUNDS, 10 BLOCKS (NCAA Tournament, Minneapolis, Minn.)

Wilt Chamberlain vs. Colorado (3-9-1957)

40 POINTS, 13 REBOUNDS, 12 BLOCKS (at Allen Fieldhouse)

Wilt Chamberlain vs. Marquette (12-8-1956)

39 POINTS, 22 REBOUNDS, 14 BLOCKS (at Allen Fieldhouse)

B.H. Born vs. Indiana (3-18-1953)

26 POINTS, 15 REBOUNDS, 13 BLOCKED SHOTS

(NCAA Tournament championship game, Kansas City, Mo.)

NBA Champion Jayhawks (*Finals Most Valuable Player)

Clyde Lovellette (1950-52 at KU)

1954 - Minneapolis Lakers; 1963, 1964 - Boston Celtics

Maurice King (1955-57 at KU)

1960 - Boston Celtics

Wilt Chamberlain (1957-58 at KU)

1967 - Philadelphia 76ers; *1972 - L.A. Lakers

Jo Jo White (1966-69 at KU)

1974, *1976 - Boston Celtics

Bill Bridges (1959-61 at KU)

1975 - Golden State Warriors

Wayne Simien (2002-05 at KU)

2006 - Miami Heat

Jacque Vaughn (1994-97 at KU)

2007 - San Antonio Spurs

Paul Pierce (1996-98 at KU)

*2008 - Boston Celtics

Scot Pollard (1994-97 at KU)

2008 - Boston Celtics

Mario Chalmers (2006-08 at KU)

2012, 2013 - Miami Heat

Brandon Rush (2006-08 at KU)

2015 - Golden State Warriors

Sasha Kaun (2005-08 at KU)

2016 - Cleveland Cavaliers

Markieff Morris (2009-11 at KU)

2020 - Los Angeles Lakers

Andrew Wiggins (2014 at KU)

2022 - Golden State Warriors

Christian Braun (2020-22 at KU)

2023 - Denver Nuggets

MEDIA INFORMATION

Hawk Talk Radio Show

Hawk Talk, Bill Self’s radio show, airs weekly during the season from 6-7 p.m. Central on most Jayhawk Radio Network stations. Originating from Johnny’s in west Lawrence, the remaining dates for Hawk Talk is March 11. There will also be a post-season show.

Pre-Game Press Conferences

Kansas men’s basketball will preview upcoming opponents with press conferences throughout the 2023-24 season. The remaining schedule are March 11, 17.

JAYHAWK RADIO NETWORK AFFILIATES

Abilene/Salina	KDJM-101.7 FM
Coffeyville	KGGF-104.1 FM
Concordia	KNCK-94.9 FM
Dodge City	KGNO-1370 AM
Emporia	KVOE-1400 AM
Fort Scott	KMDO-1400 AM
Fort Scott	KOMB-103.9 FM
Garden City	KBUF-1030 AM
Glen Elder	KZDY-96.3 FM
Goodland/Colby	KWGB-97.9 FM
Great Bend	KBGL-106.9 FM
Hays	KAYS-1400 AM
Hutchinson	KSKU-94.7 FM
Iola	KIOL-1370 AM
Kansas City	KCTE-1510 AM
Kansas City	KCTE-99.3 FM
Kansas City	WHB-810 AM
Lawrence	KLWN-1320 AM
Lawrence	KLZR-105.9 FM
Liberal	KSCB-1270 AM
Marysville	KNDY-95.5 FM
Parsons	KLKC-1540 AM
Parsons	KLKC-93.5 FM
Phillipsburg	KKAN-1490 AM
Phillipsburg	KQMA-92.5 FM
Russell	KRSL-95.9 FM
Topeka	KMAJ-1440 AM
Topeka	KWIC 99.3 FM
Wellington	KLEY-100.3 FM
Wichita	KKGQ-92.3 FM

-- affiliates subject to change, check your local listings

10+ WINNING STREAKS UNDER BILL SELF (2003-04)

GAMES	BEGAN	ENDED	TEAM TO END STREAK (SCORE)
20	11/9/07	1/26/08	at Kansas State (75-84)
18	11/15/16	1/25/17	at West Virginia (69-85)
18	11/15/12	2/2/13	Oklahoma State (80-85)
18	11/12/10	1/22/11	vs. Texas (63-74)
17	3/2/22	11/25/22	vs. Tennessee (50-64)
17	1/30/16	3/26/16	vs. Villanova (59-64)
16	1/14/20	3/7/20	vs. Gonzaga (90-102)
16	2/27/08	11/25/08	vs. Syracuse (81-89 ot)
14	11/13/09	1/10/10	at Tennessee (68-76)
14	2/7/07	3/24/07	vs. UCLA (55-68)
14	11/19/04	1/19/05	at Villanova (62-83)
13	11/23/15	1/12/16	at West Virginia (63-74)
13	1/13/10	2/27/10	at Oklahoma State (77-85)
11	2/19/11	3/27/11	vs. VCU (61-71)
10	11/28/22	1/17/23	at Kansas State (82-83 ot)
10	11/6/18	12/22/18	at Arizona State (76-80)
10	12/22/11	1/28/12	at Iowa State (64-72)
10	1/21/06	2/25/06	at Texas (55-80)

(2012, 2013), Brandon Rush (2015), Sasha Kaun (2016), Markieff Morris (2020) and Andrew Wiggins (2022).

Braun is the fifth Kansas player to have won both an NCAA and NBA title and the fourth under Self. He joins Clyde Lovellette (1952 NCAA title), Chalmers, Rush and Kaun, who were members of the 2008 NCAA National Championship team.

KANSAS SIGNS THREE IN NOVEMBER

Flory Bidunga (G, Democratic Republic of the Congo, Kokomo [Ind.] HS), Rakease Passmore (G, Palatka, Fla., A.C. Reynolds [N.C.] HS, Combine (N.C.) Academy) and Labaron Philon (G, Mobile, Ala., Baker HS, Link [Mo.] Academy) have signed National Letters of Intent to play basketball at Kansas, KU head coach Bill Self announced Nov. 8-9. The three will be freshmen at KU for the 2024-25 season. The Kansas class ranks fourth nationally according to 247sports.com.

FLORY BIDUNGA – FR., F, 6-9, 220, DEMOCRATIC REPUBLIC OF THE CONGO, KOKOMO (IND.) HS

- Named Naismith Boys High School All-America Third Team
- Kansas’ 51st McDonald’s All-American who will play in the McDonald’s All-American Game on April 2 in Houston.
- Was named to the Naismith Trophy Boy’s High School Player of the Year Midseason Team on Jan. 18.
- Is a five-star big man from the Democratic Republic of the Congo who attends Kokomo High School in Kokomo, Indiana.
- Has been described as a freak athlete who can rebound, block shots and plays above the rim.
- Was the 2022-23 Gatorade Player of the Year in Indiana where he averaged 20.2 points, 13.8 rebounds and 4.5 blocked shots last season. Additionally, he shot 81 percent from the field and led Kokomo to a 24-5 record and his team advanced to the Indiana 4A state title game.
- As a sophomore, averaged 17.5 points, 13.3 rebounds and 5.3 blocked shots per game, shooting 79 percent from the field.
- In 56 high school games, Bidunga has 1,059 career points, 759 career rebounds and 274 career blocked shots.
- Is nationally ranked No. 6 by ESPN.com and Rivals.com and No. 8 by 247Sports.com.

RAKEASE PASSMORE – FR., G, 6-5, 185, PALATKA, FLA., A.C. REYNOLDS (N.C.) HS, COMBINE (N.C.) ACADEMY

- A four-star guard from Palatka, Florida who is entering his second season at Combine Academy in Lincolnton, North Carolina.
- Described as an explosive athlete who can get downhill, has the ability to catch-and-shoot threes and is a threat to create offense in transition at all times.
- In 2022-23 as a junior, averaged 13.9 points, 4.6 rebounds and 2.7 assists per game while at Combine Academy.
- Played at A.C. Reynolds High School in Asheville, North Carolina before transferring to Combine. As a sophomore at A.C. Reynolds, averaged 19.0 points, 6.9 rebounds and 2.9 assists per game in 2021-22.
- Averaged 15.1 points and 5.9 rebounds his while playing varsity his freshman year at A.C. Reynolds.
- Is ranked No. 48 in the recruiting class of 2024 by 247sports.com, No. 49 by Rivals.com and No. 52 by ESPN.com.
- AAU teammate with fellow Kansas signee Labaron Philon on Team Thad.

LABARON PHILON – FR., G, 6-4, 177, MOBILE, ALA., BAKER HS, LINK (MO.) ACADEMY

- Naismith Trophy Boy’s High School Player of the Year Preseason Watch List A four-star guard who is currently playing at Link Academy in Branson, Missouri.
- Has good size and has the ability to score the basketball in a number of ways as well as makes plays for his teammates. Additionally, has been described as an elite ballhandler with good length and competes like no other on both ends of the floor.
- Prior to Link Academy, Philon played at Baker High School in Mobile, Alabama where he averaged 35.0 points, 6.2 rebounds, 3.9 assists and 2.6 steals per game in 2022-23. He hit 52 percent of his shots, including 34 percent from three-point range and 82 percent of his free throws.
- Scored 2,334 career points in three seasons at Baker High School.
- Is ranked No. 27 in the recruiting class of 2024 by 247Sports.com and No. 35 by ESPN.com.

FLORY BIDUNGA NAMED MCDONALD’S ALL-AMERICAN

Kansas men’s basketball signee Flory Bidunga (floor-ee bee-DUNE-guh) was named a 2024 McDonald’s All-American Jan. 23 and will participate in the McDonald’s All-American game on April 2 at the Toyota Center in Houston.

Only 24 players among the more than 700 nominated were selected as 2024 McDonald’s All-Americans. Bidunga gives Kansas 51 total signees who have earned the honor, starting with Darnell Valentine in 1977. Current Jayhawk Elmarko Jackson was named a McDonald’s All-American last season.

Kansas McDonald’s All-Americans (began in 1977)

Darnell Valentine (1977), Greg Dreiling (1981), Danny Manning (1984), Rick Calloway (1985), Tony Guy (1985), Mark Randall (1986), Mike Maddox (1987), Darrin Hancock (1990), Ben Davis (1991), Calvin Rayford (1991), Jacque Vaughn (1993), Raef LaFrentz (1994), Paul Pierce (1995), Ryan Robertson (1995), Lester Earl (1996), Eric Chenowith (1997), Kenny Gregory (1997), Jeff Boschee (1998), Nick Collison (1999), Aaron Miles (2001), Wayne Simien (2001), J.R. Giddens (2003), David Padgett (2003), Mario Chalmers (2005), Micah Downs (2005), Julian Wright (2005), Darrell Arthur (2006), Sherron Collins (2006), Cole Aldrich (2007), Xavier Henry (2009), Josh Selby (2010), Perry Ellis (2012), Wayne Selden, Jr. (2013), Andrew Wiggins (2013), Cliff Alexander (2014), Kelly Oubre Jr. (2014), Carlton Bragg Jr. (2015), Cheick Diallo (2015), Malik Newman (2015), Udoka Azubuike (2016), Josh Jackson (2016), Billy Preston (2017), Devon Dotson (2018), Quentin Grimes (2018), David McCormack (2018), Bryce Thompson (2020), Gradey Dick (2022), Ernest Udeh Jr. (2022), M.J. Rice (2022), Elmarko Jackson (2023), Flory Bidunga (2024)

BIG 12 INTRODUCES MUHAMMAD ALI-INSPIRED SHOOTING SHIRTS TO DEBUT CONFERENCE’S CELEBRATION OF BLACK HISTORY MONTH

To celebrate the start of Black History Month, the Big 12 Conference is partnering with Muhammad Ali Enterprises to introduce an Ali-inspired shooting shirt. Each Big 12 men’s and women’s basketball team will wear the shirt during warmups. The KU men’s team wore the shirt at the at Kansas State on Feb. 5.

Should Kansas win its opening-round game, KU will play No. 3 seed Baylor (22-9) in the quarterfinals on Thursday, March 14, at 8:30 p.m. CT. Kansas is 22-3 all-time in the Big 12 Championship quarterfinals.

Entering the 2024 Championship, Kansas is 78-29 in postseason conference tournaments, including 49-13 in the Big 12 Championship. The Jayhawks have won 15 league postseason tournament titles, including 11 in the Big 12. In 2023, Kansas went 2-1 in the event after falling to Texas in the championship game.

UP NEXT



AT PHILLIPS 66 BIG 12 CHAMPIONSHIP

March 12-16, 2024
T-Mobile Center
Kansas City, Mo.
ESPN Family of networks



BILL SELF

HEAD COACH

Oklahoma State '85

21st Season at Kansas

31st Season Overall

Family: Cindy (wife), Lauren (daughter), Tyler (son), Ella, Phoebe and Jack (grandchildren)

CAREER RECORD // YEAR-BY-YEAR

YEAR	OVERALL W-L / %	CONF. W-L / %	NOTE
ORAL ROBERTS (1993-97)			
1993-94	6-21 .222	- -	None
1994-95	10-17 .370	- -	None
1995-96	18-9 .667	- -	None
1996-97	21-7 .750	- -	NIT
TULSA (1997-2000)			
1997-98	19-12 .613	9-5 .643	3rd WAC
1998-99	23-10 .697	9-5 .643	t-1st WAC / NCAA Rnd of 32 (9 seed)
1999-00	32-5 .865	12-2 .857	1st WAC / NCAA Elite Eight (7)
ILLINOIS (2000-03)			
2000-01	27-8 .771	13-3 .813	t-1st Big Ten / NCAA Elite Eight (1 seed)
2001-02	26-9 .743	11-5 .688	t-1st Big Ten / NCAA Sweet 16 (4)
2002-03	25-7 .781	11-5 .688	* 2nd Big Ten / NCAA Rnd of 32 (4)
KANSAS (2003-present)			
2003-04	24-9 .727	12-4 .750	2nd Big 12 / NCAA Elite Eight (4 seed)
2004-05	23-7 .767	12-4 .750	t-1st Big 12 / NCAA Rnd of 64 (3)
2005-06	25-8 .758	13-3 .813	* t-1st Big 12 / NCAA Rnd of 64 (4)
2006-07	33-5 .868	14-2 .875	* 1st Big 12 / NCAA Elite Eight (1)
2007-08	37-3 .925	13-3 .813	* t-1st Big 12 / NCAA Champions (1)
2008-09	27-8 .771	14-2 .875	1st Big 12 / NCAA Sweet 16 (3)
2009-10	33-3 .917	15-1 .938	* 1st Big 12 / NCAA Rnd of 32 (1)
2010-11	35-3 .921	14-2 .875	* 1st Big 12 / NCAA Elite Eight (1)
2011-12	32-7 .821	16-2 .889	1st Big 12 / NCAA Runner-Up (2)
2012-13	31-6 .838	14-4 .778	* t-1st Big 12 / NCAA Sweet 16 (1)
2013-14	25-10 .714	14-4 .778	1st Big 12 / NCAA Rnd of 32 (2)
2014-15	27-9 .750	13-5 .722	1st Big 12 / NCAA Rnd of 32 (2)
2015-16	33-5 .868	15-3 .833	* 1st Big 12 / NCAA Elite Eight (1)
2016-17	31-5 .861	16-2 .889	1st Big 12 / NCAA Elite Eight (1)
2017-18	16-8 .667	6-5 .545	
2018-19	26-10 .722	12-6 .667	3rd Big 12 / NCAA Rnd of 32 (4)
2019-20	28-3 .903	17-1 .944	1st in Big 12
2020-21	21-9 .700	12-6 .667	2nd in Big 12 / NCAA Rnd 32 (3)
2021-22	34-6 .850	14-4 .778	* t-1st Big 12 / NCAA Champions (1)
2022-23	24-8 .750	13-5 .722	t-1st in Big 12 / NCAA Rnd 32 (1)
2023-24	22-9 .709	10-8 .556	6th in Big 12
TOTAL	794-246 .764	344-101 .774	29 league titles (20 reg. season, 9 tourney)
KANSAS	587-141 .807	279-76 .788	24 Big 12 titles (16 reg. season, 8 tourney)
ILLINOIS	78-24 .765	35-13 .729	Three Big Ten titles (2 reg. season, 1 tourney)
TULSA	74-27 .733	30-12 .714	Two WAC titles / 4-2 NCAA tourney record
ORU	55-54 .505	- -	

* - won conference tournament; Note - ORU was independent during Self's tenure, so all games played at ORU were nonconference.

KANSAS RECORD // HOME-ROAD-NEUTRAL

	W	L	%
HOME (AFH) AT KU	314	18	.948
HOME (T-Mobile Center) AT KU *	11	3	.786
ROAD AT KU	137	77	.640
NEUTRAL AT KU	125	43	.744
TOTAL	587	141	.807

* Since 2007-08, regular-season games played at T-Mobile Center on the KU season-ticket package are considered home games.

In Conference Tournament (at Kansas) 44-14 (35-9)

In NCAA Tournament (at Kansas) 52-22 (42-17)

In Postseason Play (at Kansas) 96-36 (77-26)

In Overtime (at Kansas) 31-15 (26-11)

NATIONAL CHAMPION

2008 & 2022



CONFERENCE CHAMPION

20 REGULAR SEASON TITLES

9 TOURNEY TITLES

HALL OF FAME

CLASS OF 2017 INDUCTEE



TROPHY CASE

• **NCAA Championship titles** (2008, 2022)

• **NCAA Final Four** (2008, 2012, 2022)

• **20 Regular Season Conference Titles:** 2 at Tulsa (1999, 2000); 2 at Illinois (2001, 2002); 16 at Kansas (2005, 2006, 2007, 2008, 2009, 2010, 2011, 2012, 2013, 2014, 2015, 2016, 2017, 2020, 2022, 2023)

• **9 Conference Tournament Titles:** 1 at Illinois (2003); 8 at Kansas (2006, 2007, 2008, 2010, 2011, 2013, 2016, 2022)

CAREER HONORS

• **Naismith Memorial Basketball Hall of Fame** - Class of 2017 inductee

• **National Coach of the Year** - 2000 (*Sporting News*; Wooden), 2009 (Yahoo! Sports; *Sporting News*; Athlon Sports; CBSSports.com; USBWA; AP; CBS/Chevrolet; ESPN.com), 2012 (*Sporting News*; Adolph Rupp; Naismith), 2016 (AP, Bleacher Report, *USA Today*)

• **Conference Coach of the Year** - 2000 (WAC), 2006 (Big 12), 2009 (Big 12), 2011 (Big 12), 2012 (co-Big 12), 2015 (Big 12 by AP), 2016 (Big 12 by AP), 2017 (Big 12), 2018 (co-Big 12 and AP)

• **Wooden Award "Legends of Coaching"** - 2013

• **Oklahoma Sports Hall of Fame** - 2013 induction

• **Wayman Tisdale Humanitarian Award** (USBWA) - 2014

• **Mannie Jackson - Basketball's Human Spirit Award** (Naismith Hall of Fame) - 2015

• **Winged Foot Award** (for national champion coach) - 2008, 2022

• **Naismith Coach of the Year Finalist** (Atlanta Tipoff Club) - 2000, 2001, 2002, 2003, 2009, 2012, 2017

NOTES

• Bill Self was named the eighth coach in Kansas basketball history on April 21, 2003.

• In September 2017, Self was inducted into the Naismith Memorial Basketball Hall of Fame in Springfield, Massachusetts.

• Self won his 700th career game on Feb. 8, 2020, with KU's 60-46 win at TCU. He became the 31st coach in NCAA Division I to accomplish the feat, the second youngest and the sixth fastest.

• While at Kansas, Self has won two national championships (2008, 2022), 16 regular-season Big 12 Conference titles, including a KU- and NCAA-record-tying 13-straight titles from 2005-17, and eight league tournament titles.

• At Kansas, Self has won 16 regular-season league titles with just 17 losses in Allen Fieldhouse. With KU's win versus Siena (11/18/16), Self became the winningest coach in Allen Fieldhouse, posting his 207th victory in the venue.

• In his first trip to the Final Four in 2008, Self's Kansas team won the title. Self is one of two active coaches in NCAA Division I to have won multiple national titles (Rick Pitino) and one of 16 all-time with multiple titles.

• While at Kansas, he has coached 13 NBA Lottery selections including Andrew Wiggins and Joel Embiid, the No. 1 and No. 3 overall selections in the 2014 NBA Draft. Wiggins was the second-ever Jayhawk to go No. 1 with the other being Danny Manning in 1988.

• Self has guided his teams to 23-win seasons in 23 of the last 25 seasons dating back to 1998-99.

• Self's teams have won 20 regular-season league crowns in the last 25 years. His teams have never finished lower than third in the conference.

• Self's 10 career 30-win seasons are tied for third most in NCAA history - Mike Krzyzewski (16), Roy Williams (12), John Calipari (10); and is tied for No. 1 on the active coaches' list. Nine of his 10 30-win seasons have been at Kansas.

• Self was the head coach for Team USA's U18 team that competed and won gold at the 2018 FIBA Americas Championship held in St. Catharines, Canada, in the summer of 2018.

• Self is one of five coaches in NCAA Division I history to have led three different teams - Tulsa, Illinois and Kansas - to the NCAA Elite Eight, including eight times with KU (2004-07-08-11-12-16-17-22). The other coaches are: Gene Bartow, John Calipari, Rick Pitino and Eddie Sutton.

• A 1985 graduate of Oklahoma State, Self began his coaching career as a graduate assistant at Kansas in 1985-86 under head coach Larry Brown. He then returned to his alma mater as an assistant for seven seasons under coaches Leonard Hamilton and Eddie Sutton. His first head coaching job was at Oral Roberts in 1993-94, then Tulsa (1997-98), Illinois (2000-03) and Kansas (2003-present).



HUNTER DICKINSON

Senior • Center • 7-2 • 260 • Alexandria, Va. • DeMatha Catholic HS • Twitter: @H_Dickinson24 • IG: @hunter.dickinson1

- Big 12 Newcomer of the Year, Big 12 All-Newcomer Team and All-Big 12 First Team selection (2024).
- On most every midseason All-America team.
- A fourth-year transfer from Michigan.
- On most every preseason All-America and national player of the year honors.
- Big 12 Preseason Player of the Year, Big 12 Preseason Newcomer of the Year and Preseason All-Big 12 First Team.
- Earned many national and conference honors while at Michigan, including Consensus All-America Second Team in 2021.
- A three-time All-Big Ten selection, including first team honors in 2022 and 2023.
- Averaged 17.2 points and 8.4 rebounds for his career and led Michigan in points and rebounds each of the last three seasons.
- For his career, entered 2023-24 with 1,617 points, 787 rebounds and 149 blocked shots.

CAREER HONORS

The Sporting News All-America Second Team; Big 12 Newcomer of the Year; All-Big 12 First Team selection; Big 12 All-Newcomer Team selection; Wooden Award Ballot (1 of 15); Kareem Abdul-Jabbar Center of the Year Award finalist (1 of 5); Naismith Trophy Midseason Team (1 of 30); Big 12 Player of the Week (2.5.24); Wooden Award Late Season Top 20; Big 12 Player of the Week (1.8.24); Big 12 Newcomer of the Week (1.8.24); Maui Invitational All-Tournament Team; Oscar Robertson National Player of the Week (11.19.23; 1 of 5); Big 12 Player of the Week (11.20.23); Big 12 Newcomer of the Week (11.20.23); Big 12 Newcomer of the Week (11.13.23); Preseason Sporting News All-America Second Team; Naismith Trophy Men's preseason watch list (1 of 50); NABC Player of the Year Preseason Watch List (1 of 20); Kareem Abdul-Jabbar Award Watch List; Associated Press Preseason All-America; Big 12 Preseason Player of the Year; Preseason Big 12 Newcomer of the Year; Preseason All-Big 12; Preseason NABC Division I Player of the Year (1 of 20); USBWA All-District V Team [2023]; NABC All-District 7 First Team [2023]; All-Big Ten First Team [2023]; Academic All-Big Ten [2023]; USBWA All-District V Team [2022]; NABC All-District 7 Second Team [2022]; All-Big Ten First Team [2022]; CoSIDA Academic All-District [2022]; Academic All-Big Ten [2022]; Wooden All-American [2021]; Consensus All-America Second Team [2021]; NCAA Tournament All-East Region Team [2021]; USBWA All-District V Team [2021]; NABC All-District 7 Second Team [2021]; Big Ten Newcomer of the Year [AP, 2021]; Big Ten All-Freshman Team [2021]; Big Ten Freshman of the Year [2021]; All-Big Ten Second Team [2021]; 3x Big Ten Player of the Week; 7x Big Ten Freshman of the Week [2020-21].

MISCELLANEOUS

	FR	SO	JR	SR	CAREER
Double-Doubles	6	11	14	16	47
10+ Points	23	29	31	29	112
20+ Points	5	15	14	14	48
30+ Points	-	1	2	2	5
10+ Rebounds	6	12	15	17	50
20+ Rebounds	-	-	-	3	3
3+ Assists	2	13	7	8	30
2+ 3PT Field Goals	-	5	5	4	14
2+ Steals	1	4	3	6	14
2+ Blocks	10	14	17	9	50
Led Team in Pts.	-	-	-	19	19
Led Team in Rebs.	-	-	-	27	27
Led Team in Assists	-	-	-	2	2
Led Team in Blocks	-	-	-	17	17
Led Team in Steals	-	-	-	3	3

DICKINSON CAREER HIGHS

Points	33	vs. Michigan State (3.1.22)
Field Goals	15	vs. Chaminade (11.20.23)
Field Goal Att.	22	vs. Kentucky (12.4.22)
3PT Field Goals	4	vs. Purdue (2.10.22)
3PT Field Goal Att.	7	vs. Purdue (1.26.23)
Free Throws	10	vs. Kentucky (11.14.23)
Free Throw Att.	15	vs. BYU (2.27.24)
Rebounds	21	vs. Kentucky (11.14.23)
Assists	7	vs. Iowa (2.17.22)
Blocks	5	5x, last vs. Kansas State (3.5.24)
Steals	3	4x, last vs. Wichita State (12.30.23)
Minutes	46	vs. Illinois (3.2.23)

2023-24 GAME-BY-GAME

OPPONENT (Date)	MP	FG-A	PCT	3PT-A	PCT	FT-A	PCT	O-D-T	PF	A	TO	BLK	ST	TP
*NORTH CAROLINA CENTRAL (11.6)	23:40	8-9	.889	3-3	1.000	2-2	1.000	2-6-8	2	5	0	2	1	21
*MANHATTAN COLLEGE (11.10)	20:25	7-14	.500	1-1	1.000	3-4	.750	3-5-8	0	2	1	1	1	18
*vs. Kentucky (11.14)	37:06	8-12	.667	1-2	.500	10-11	.909	6-15-21	3	0	3	0	3	27
*vs. Chaminade (11.20)	32:21	15-18	.833	1-2	.500	0-0	---	1-10-11	0	1	1	0	2	31
*vs. Marquette (11.21)	32:36	5-10	.500	1-2	.500	2-4	.500	1-7-8	1	3	5	1	2	13
*vs. Tennessee (11.22)	29:54	7-13	.538	1-2	.500	2-5	.400	1-19-20	1	2	1	1	1	17
*EASTERN ILLINOIS (11.28)	34:50	11-15	.733	0-1	.000	3-4	.750	5-8-13	0	2	3	3	1	25
*UCONN (12.1)	37:31	6-12	.500	3-4	.750	0-1	.000	2-7-9	4	1	0	4	0	15
*KANSAS CITY (12.5)	29:13	6-12	.500	0-2	.000	2-2	1.000	1-11-12	4	2	1	1	1	14
*MISSOURI (12.9)	35:01	6-9	.667	0-0	---	1-1	1.000	5-11-16	1	1	3	0	1	13
*at Indiana (12.18)	37:51	8-17	.471	0-1	.000	1-2	.500	3-11-14	1	1	1	1	1	17
*YALE (12.22)	35:29	4-9	.444	0-2	.000	0-0	---	0-10-10	1	1	3	2	0	8
*vs. Wichita State (12.30)	30:25	10-17	.588	2-3	.667	0-0	---	5-8-13	1	4	1	1	3	22
*TCU (1.6)	34:55	13-20	.650	2-3	.667	2-3	.667	8-3-11	2	1	3	0	1	30
*at UCF (1.10)	27:53	5-9	.556	1-3	.333	1-2	.500	0-4-4	4	1	2	0	2	12
*OKLAHOMA (1.13)	32:49	11-19	.579	0-3	.000	2-2	1.000	2-12-14	2	2	1	5	0	24
*at Oklahoma State (1.16)	30:12	9-14	.643	0-2	.000	3-5	.600	2-5-7	3	2	2	2	0	21
*at West Virginia (1.20)	35:44	7-14	.500	0-2	.000	5-6	.833	2-3-5	2	5	4	2	2	19
*CINCINNATI (1.22)	29:40	4-7	.571	0-1	.000	2-2	1.000	1-5-6	4	1	0	1	1	10
*at Iowa State (1.27)	38:04	9-18	.500	1-5	.200	1-2	.500	2-13-15	2	4	2	0	1	20
*OKLAHOMA STATE (1.30)	27:32	8-14	.571	0-1	.000	0-0	---	1-10-11	3	2	1	1	1	16
*HOUSTON (2.3)	33:19	9-15	.600	0-1	.000	2-3	.667	2-6-8	2	4	3	1	0	20
*at Kansas State (2.5)	35:52	8-18	.444	0-2	.000	5-6	.833	5-7-12	5	2	1	1	1	21
*BAYLOR (2.10)	31:49	7-19	.368	1-3	.333	0-1	.000	1-6-7	4	2	2	1	1	15
*at Texas Tech (2.12)	30:00	2-12	.167	0-2	.000	1-2	.500	2-5-7	3	3	2	0	1	5
*at Oklahoma (2.17)	36:26	9-16	.563	0-1	.000	2-4	.500	4-12-16	2	4	4	0	0	20
*TEXAS (2.24)	33:16	9-17	.529	0-2	.000	2-4	.500	0-7-7	2	2	0	1	0	20
*BYU (2.27)	30:24	5-10	.500	1-1	1.000	6-15	.400	4-7-11	3	1	2	1	0	17
*at Baylor (3.2)	36:30	9-12	.750	1-1	1.000	1-2	.500	2-4-6	3	2	2	4	0	20
*KANSAS STATE (3.5)	34:02	5-16	.313	0-1	.000	5-6	.833	6-14-20	2	2	1	5	1	15
*at Houston (3.9)	23:24	5-10	.500	1-1	1.000	0-2	.000	3-3-6	2	2	2	1	0	11

* Starter

CAREER STATS

SEASON	GP-GS	MIN/AVG	FG-FGA	PCT	3FG-3FGA	PCT	FT-FTA	PCT	O-D-T	AVG	PF-FO	AST	TO	BLK	STL	PTS	AVG
2020-21*	28-23	726/26.0	156-261	.598	0-4	.000	82-111	.739	61-145-206	7.4	71-1	25	64	40	9	394	14.1
2021-22*	32-32	1030/32.3	240-426	.563	21-64	.328	93-116	.802	75-199-274	8.6	87-1	73	65	49	15	594	18.6
2022-23*	34-34	1106/32.8	244-436	.560	24-57	.421	117-161	.727	78-229-307	9.0	63-1	50	69	60	17	629	18.5
2023-24	31-31	998/32.2	235-427	.550	21-60	.350	66-103	.641	82-254-336	10.8	69-1	67	57	43	29	557	18.0
TOTAL	125-120	3860/30.9	875-1550	.565	66-185	.357	358-491	.729	296-827-1123	9.0	290-4	215	255	192	70	2174	17.4

*AT MICHIGAN

DAJUAN HARRIS JR.

RS-Senior • Guard • 6-2 • 170 • Columbia, Mo. • Rock Bridge HS • Twitter: @DajuanH10 • IG: @dajuanharris

- All-Big 12 Honorable Mention and Big 12 All-Defensive Team selection (2024).
- Preseason All-Big 12 First Team.
- 2023 Big 12 Defensive Player of the Year, All-Big 12 Honorable Mention and Big 12 All-Defensive Team.
- Graduated with a bachelor's degree in liberal arts & sciences in May 2023.
- Starting point guard on the 2022 NCAA National Championship team.
- Led the Big 12 and was 14th in the NCAA in assist-to-turnover ratio in 2021-22.
- 2022 All-Big 12 Honorable Mention and Big 12 All-Defensive Team member as a redshirt-sophomore.
- A two-time Academic All-Big 12 First Team.
- Known for his instinct on defense and his ability to create on offense.

CAREER HONORS

All-Big 12 Honorable Mention [2024]
Big 12 All-Defensive Team [2024]
Naismith Defensive Player of the Year Watchlist (1 of 15)
Bob Cousy Award Midseason Candidate (1 of 10)
Wooden Award Preseason Top 50
Naismith Trophy Men's preseason watch list (1 of 50)
Bob Cousy Award Watch List
Preseason All-Big 12 First Team [2023]
Academic All-Big 12 First Team [2023]
Big 12 Championship All-Tournament Team [2023]
Big 12 Defensive Player of the Year [2023]
Big 12 All-Defensive Team [2023]
All-Big 12 Honorable Mention [2023]
CSC Academic All-District [2023]
Big 12 All-Defensive Team [2022]
All-Big 12 Honorable Mention [2022]
Academic All-Big 12 First Team [2022]
Academic All-Big 12 First Team [2021]

MISCELLANEOUS

	FR	SO	JR	SR	CAREER
Double-Doubles	-	-	1	-	1
5+ Points	6	21	28	24	79
10+ Points	1	7	17	12	37
20+ Points	-	-	-	1	1
5+ Rebounds	-	1	5	-	6
5+ Assists	5	14	26	26	71
10+ Assists	-	-	3	1	4
2+ 3PT Field Goals	1	6	8	7	22
2+ Steals	7	19	28	14	65
2+ Blocks	-	-	3	-	3
Led Team in Pts.	-	1	2	-	3
Led Team in Rebs.	-	-	-	-	-
Led Team in Assists	8	24	30	24	85
Led Team in Blocks	1	3	7	4	15
Led Team in Steals	8	21	17	6	52

HARRIS CAREER HIGHS

Points	23	vs. Kentucky (1.14.23)
Field Goals	8	vs. Texas (2.6.23)
Field Goal Att.	16	vs. Texas (2.6.23)
3PT Field Goals	5	vs. Kentucky (1.14.23) at Texas Tech (1.3.23)
3PT Field Goal Att.	6	4x, last vs. Kentucky (1.14.23)
Free Throws	6	vs. Iowa State (1.11.22)
Free Throw Att.	8	vs. Iowa State (3.10.23)
Rebounds	6	vs. Texas (2.6.23)
Assists	11	at Kansas State (1.17.23)
Blocks	4	vs. Texas (3.5.22)
Steals	6	vs. West Virginia (2.25.23)
Minutes	43	2x, last at Kansas State (2.5.24)

2023-24 GAME-BY-GAME

OPPONENT (Date)	MP	FG-A	PCT	3PT-A	PCT	FT-A	PCT	O-D-T	PF	A	TO	BLK	ST	TP
*NORTH CAROLINA CENTRAL (11.6)	24:43	0-0	---	0-0	---	0-0	---	0-4-4	1	10	2	0	1	0
*MANHATTAN COLLEGE (11.10)	24:16	1-4	.250	0-2	.000	0-0	---	0-1-1	3	7	0	1	1	2
^vs. Kentucky (11.14)	37:34	7-12	.583	5-6	.833	4-5	.800	0-2-2	3	7	4	1	0	23
^vs. Chaminade (11.20)	34:59	3-6	.500	1-2	.500	0-0	---	0-4-4	1	8	4	0	0	7
^vs. Marquette (11.21)	35:32	2-8	.250	0-3	.000	0-0	---	0-3-3	3	3	2	0	2	4
^vs. Tennessee (11.22)	38:55	2-4	.500	0-1	.000	1-2	.500	1-2-3	0	8	3	0	0	5
*EASTERN ILLINOIS (11.28)	36:14	0-4	.000	0-1	.000	1-2	.500	1-2-3	1	9	3	1	2	1
*UCONN (12.1)	37:41	1-7	.143	1-1	1.000	0-2	.000	0-2-2	1	6	2	1	1	3
*KANSAS CITY (12.5)	35:26	3-6	.500	2-3	.667	0-0	---	0-1-1	1	7	2	0	1	8
*MISSOURI (12.9)	40:00	3-6	.500	0-1	.000	2-2	1.000	0-2-2	4	5	4	1	1	8
^at Indiana (12.18)	40:00	5-9	.556	2-4	.500	0-0	---	0-2-2	2	5	3	0	2	12
*YALE (12.22)	35:06	3-5	.600	2-3	.667	2-2	1.000	0-1-1	3	6	2	1	4	10
^vs. Wichita State (12.30)	35:30	2-5	.400	2-3	.667	0-0	---	0-0-0	0	9	2	0	2	6
*TCU (1.6)	38:41	3-7	.429	0-1	.000	4-4	1.000	0-3-3	1	8	5	0	0	10
^at UCF (1.10)	37:03	2-8	.250	0-3	.000	1-2	.500	2-0-2	0	8	3	0	1	5
*OKLAHOMA (1.13)	40:00	3-10	.300	1-2	.500	0-0	---	1-0-1	2	8	0	0	3	7
^at Oklahoma State (1.16)	30:60	4-6	.667	0-0	---	3-4	.750	0-2-2	2	3	1	0	3	11
^at West Virginia (1.20)	35:58	2-5	.400	0-2	.000	0-0	---	0-0-0	3	5	0	1	5	4
*CINCINNATI (1.22)	37:35	3-10	.300	1-2	.500	1-1	1.000	0-1-1	2	8	5	0	2	8
^at Iowa State (1.27)	38:27	4-6	.667	1-1	1.000	0-0	---	0-2-2	0	7	2	1	2	9
*OKLAHOMA STATE (1.30)	29:57	5-9	.556	2-3	.667	0-0	---	0-3-3	1	7	1	0	1	12
*HOUSTON (2.3)	37:15	3-4	.750	1-2	.500	0-0	---	0-3-3	1	2	1	1	0	7
^at Kansas State (2.5)	42:38	5-10	.500	1-3	.333	4-4	1.000	0-2-2	2	8	3	1	2	15
*BAYLOR (2.10)	36:16	5-12	.417	2-4	.500	2-2	1.000	0-1-1	0	5	1	0	2	14
^at Texas Tech (2.12)	35:30	2-8	.250	0-3	.000	3-4	.750	0-1-1	0	3	3	1	1	7
^at Oklahoma (2.17)	37:18	4-12	.333	1-4	.250	2-2	1.000	0-1-1	1	7	0	0	1	11
*TEXAS (2.24)	33:16	7-11	.636	0-1	.000	0-0	---	0-2-2	1	6	0	0	1	14
*BYU (2.27)	34:30	4-9	.444	0-2	.000	4-6	.667	1-1-2	2	6	4	0	1	12
^at Baylor (3.2)	38:18	6-11	.545	0-1	.000	0-0	---	1-0-1	1	9	2	0	3	12
*KANSAS STATE (3.5)	35:28	3-8	.375	0-0	---	2-2	1.000	0-1-1	3	7	2	0	2	8
^at Houston (3.9)	26:36	1-2	.500	0-1	.000	1-2	.500	0-1-1	1	1	3	0	1	3

^ Starter

CAREER STATS

SEASON	GP-GS	MIN/AVG	FG-FGA	PCT	3FG-3FGA	PCT	FT-FTA	PCT	O-D-T	AVG	PF-FO	AST	TO	BLK	STL	PTS	AVG
2020-21	30-2	480/16.0	27-56	.482	9-14	.643	8-10	.800	8-26-34	1.1	45-0	65	24	2	29	71	2.4
2021-22	40-39	1158/29.7	87-201	.433	20-61	.328	19-24	.792	15-39-54	1.4	78-0	166	55	11	55	213	5.5
2022-23	36-36	1231/34.2	131-278	.470	30-74	.410	28-47	.600	25-65-90	2.5	58-1	224	73	15	78	320	8.9
2023-24	31-31	1102/35.5	98-224	.438	25-65	.385	37-48	.771	7-50-57	1.8	46-0	198	69	11	48	258	8.3
TOTAL	137-108	3971/29.0	344-764	.450	84-215	.391	92-129	.713	55-180-235	1.7	227-1	653	225	40	213	864	6.3



JOHNNY FURPHY

Freshman • Guard • 6-9 • 202 • Melbourne, Australia • Centre of Excellence • IG: @johnnyfurphy

- All-Big 12 Honorable Mention and Big 12 All-Freshman Team selection (2024).
- Played for Centre of Excellence (CoE) – Australia’s development program hosted at the Australian Institute of Sport alongside NBA Global Academy
- Reclassified for the 2023 class and garnered attention when he participated in various NBA Academy events in the United States
- Playing for CoE, averaged 14.3 points and was 22-for-56 (39.3 percent) from three-point range, to go along with 5.6 rebounds in 12 games played in 2023
- Playing for Victoria at the 2023 Australia-U20 Championship, Furphy averaged 13.3 points, 5.0 rebounds and 1.2 steals in six games and made 38.5 percent of his three-point field goals, going 21-for-33 from beyond the arc.
- Father (Richard) played professional Australian Rules Football and brother (Joe) currently plays professional Australian Rules Football.

CAREER HONORS

All-Big 12 Honorable Mention [2024]
Big 12 All-Freshman Team [2024]
Preseason Julius Erving Award Watch List [2024]

MISCELLANEOUS

	FR	CAREER
Double-Doubles	1	1
10+ Points	13	13
20+ Points	1	1
5+ Rebounds	13	13
10+ Rebounds	1	1
3+ Assists	1	1
2+ 3PT Field Goals	11	11
2+ Steals	7	7
5+ Steals	1	1
2+ Blocks	1	1
Led Team in Pts.	2	2
Led Team in Rebs.	6	6
Led Team in Assists	1	1
Led Team in Blocks	4	4
Led Team in Steals	3	3

FURPHY CAREER HIGHS

Points	23	vs. Cincinnati (1.22.24)
Field Goals	7	vs. Cincinnati (1.22.24)
Field Goal Att.	12	2x, last vs. BYU (2.27.24)
3PT Field Goals	3	7x, last at Oklahoma (2.17.24)
3PT Field Goal Att.	9	at West Virginia (1.20.24)
Free Throws	9	vs. Texas (2.24.24)
Free Throw Att.	11	vs. Texas (2.24.24)
Rebounds	11	vs. Cincinnati (1.22.24)
Assists	4	at Houston (3.9.24)
Blocks	2	at Oklahoma State (1.16.24)
Steals	6	vs. Baylor (2.10.24)
Minutes	38	at Kansas State (2.5.24)

2023-24 GAME-BY-GAME

OPPONENT (Date)	MP	FG-A	PCT	3PT-A	PCT	FT-A	PCT	O-D-T	PF	A	TO	BLK	ST	TP
NORTH CAROLINA CENTRAL (11.6)	16:58	2-4	.500	2-4	.500	0-0	---	1-4-5	1	2	0	0	1	6
MANHATTAN COLLEGE (11.10)	20:15	6-10	.600	3-7	.429	0-0	---	1-2-3	3	0	2	0	0	15
vs. Kentucky (11.14)	11:57	0-2	.000	0-2	.000	0-0	---	0-1-1	3	0	1	0	0	0
^vs. Chaminade (11.20)	17:00	2-5	.400	0-3	.000	0-0	---	2-0-2	2	1	0	0	2	4
vs. Marquette (11.21)	12:09	2-3	.667	1-2	.500	0-0	---	2-2-4	0	0	1	0	0	5
vs. Tennessee (11.22)	10:49	2-2	1.000	1-1	1.000	0-0	---	0-0-0	1	0	0	0	0	5
EASTERN ILLINOIS (11.28)	14:10	1-4	.250	1-4	.250	3-4	.750	1-2-3	2	0	1	0	1	6
UCONN (12.1)	13:42	2-3	.667	2-3	.667	0-0	---	0-1-1	3	0	1	0	0	6
KANSAS CITY (12.5)	13:36	4-7	.571	2-4	.500	0-0	---	0-2-2	0	0	0	1	2	10
MISSOURI (12.9)	07:39	0-1	.000	0-0	---	0-0	---	1-3-4	3	0	0	0	0	0
at Indiana (12.18)	07:23	0-1	.000	0-1	.000	1-2	.500	0-2-2	1	0	0	1	0	1
YALE (12.22)	-	-	-	-	-	-	-	-	-	-	-	-	-	-
vs. Wichita State (12.30)	13:49	2-6	.333	1-5	.200	2-3	.667	0-3-3	2	0	0	0	0	7
TCU (1.6)	09:58	1-2	.500	1-2	.500	1-2	.500	0-3-3	4	1	1	1	1	4
at UCF (1.10)	17:30	4-8	.500	1-4	.250	0-0	---	2-2-4	1	1	0	0	1	9
^OKLAHOMA (1.13)	19:08	3-8	.375	1-4	.250	0-0	---	2-1-3	3	0	0	0	2	7
^at Oklahoma State (1.16)	32:38	5-6	.833	3-4	.750	2-2	1.000	1-6-7	1	2	0	2	0	15
^at West Virginia (1.20)	31:22	4-12	.333	3-9	.333	2-2	1.000	2-5-7	4	3	0	0	0	13
^CINCINNATI (1.22)	36:36	7-8	.875	3-4	.750	6-9	.667	3-8-11	3	0	2	0	2	23
^at Iowa State (1.27)	34:40	5-8	.625	3-5	.600	2-2	1.000	3-3-6	2	0	1	0	1	15
^OKLAHOMA STATE (1.30)	32:17	4-7	.571	1-3	.333	2-4	.500	1-5-6	2	2	0	1	0	11
^HOUSTON (2.3)	34:42	6-7	.857	3-4	.750	2-4	.500	0-8-8	4	2	0	0	0	17
^at Kansas State (2.5)	38:22	2-7	.286	0-4	.000	0-0	---	2-2-4	4	1	0	0	0	4
^BAYLOR (2.10)	35:33	2-8	.250	0-6	.000	7-7	1.000	2-3-5	1	1	1	0	6	11
^at Texas Tech (2.12)	32:07	4-8	.500	1-3	.333	4-4	1.000	1-6-7	1	2	1	1	0	13
^at Oklahoma (2.17)	37:07	5-8	.625	3-5	.600	2-4	.500	2-7-9	4	2	0	0	3	15
^TEXAS (2.24)	32:22	3-3	1.000	1-1	1.000	9-11	.818	3-5-8	3	1	4	0	2	16
^BYU (2.27)	30:48	4-12	.333	0-5	.000	2-2	1.000	1-8-9	4	2	0	0	1	10
^at Baylor (3.2)	23:44	1-5	.200	1-3	.333	3-4	.750	0-3-3	2	0	0	0	0	6
KANSAS STATE (3.5)	30:21	2-3	.667	0-1	.000	4-4	1.000	0-4-4	0	2	1	0	1	8
^at Houston (3.9)	27:31	2-9	.222	2-7	.286	3-4	.750	0-5-5	1	4	3	1	1	9

^ Starter

CAREER STATS

SEASON	GP-GS	MIN/AVG	FG-FGA	PCT	3FG-3FGA	PCT	FT-FTA	PCT	O-D-T	AVG	PF-FO	AST	TO	BLK	STL	PTS	AVG
2023-24	30-16	696/23.2	87-177	.492	40-110	.364	57-74	.770	33-106-139	4.6	65-0	29	20	8	26	271	9.0
TOTAL	30-16	696/23.2	87-177	.492	40-110	.364	57-74	.770	33-106-139	4.6	65-0	29	20	8	26	271	9.0

JAMARI MCDOWELL

Freshman • Guard • 6-4 • 180 • Houston, Texas • Manvel HS • Twitter: @jamari_mcdowell • IG: @__jamarii

- Can play all three perimeter positions
- A solid shooter who plays with a high motor and above the rim
- Played at Manvel High School in Manvel, Texas, a suburb of Houston, for head coach Chris Wilson
- Was a 2023 UIL Boys 5A All-State and TABC All-Region selection
- Averaged 22.4 points, 8.1 rebounds, 5.4 assists and 3.2 blocked shots per game his senior season as Manvel posted a 21-10 record and won the district title going 10-3
- As a junior, Manvel HS posted a 19-5 record and McDowell averaged 21.7 points, 7.2 rebounds, 5.1 assists and 4.5 steals per game
- Played AAU basketball for the Houston Defenders.

11

MISCELLANEOUS

	FR	CAREER
5+ Minutes	13	13
5+ Points	5	5
10+ Points	1	1
5+ Rebounds	1	1
3+ Assists	-	-
2+ 3PT Field Goals	1	1
2+ Steals	1	1
2+ Blocks	-	-
Led Team in Pts.	-	-
Led Team in Rebs.	-	-
Led Team in Assists	-	-
Led Team in Blocks	-	-
Led Team in Steals	1	1

MCDOWELL CAREER HIGHS

Points	7	vs. Tennessee (11.22.23)
Field Goals	2	2x, last vs. Oklahoma State (1.30.24)
Field Goal Att.	7	vs. Tennessee (11.22.23)
3PT Field Goals	2	vs. Tennessee (11.22.23)
3PT Field Goal Att.	6	vs. Tennessee (11.22.23)
Free Throws	4	vs. Wichita State (12.30.23)
Free Throw Att.	4	vs. Wichita State (12.30.23)
Rebounds	6	vs. Manhattan College (11.10.23)
Assists	2	vs. Marquette (11.21.23)
Blocks	1	2x, last vs. Oklahoma State (1.30.24)
Steals	2	vs. Texas (2.24.24)
Minutes	27	vs. Tennessee (11.22.23)

2023-24 GAME-BY-GAME

OPPONENT (Date)	MP	FG-A	PCT	3PT-A	PCT	FT-A	PCT	O-D-T	PF	A	TO	BLK	ST	TP
NORTH CAROLINA CENTRAL (11.6)	-	-	-	-	-	-	-	-	-	-	-	-	-	-
MANHATTAN COLLEGE (11.10)	13:42	1-4	.250	1-2	.500	2-2	1.000	2-4-6	0	1	1	0	1	5
vs. Kentucky (11.14)	03:46	0-0	---	0-0	---	2-2	1.000	0-1-1	0	0	0	0	0	2
vs. Chaminade (11.20)	10:15	1-2	.500	0-1	.000	0-0	---	1-0-1	2	1	0	0	0	2
vs. Marquette (11.21)	09:55	1-5	.200	1-2	.500	0-0	---	0-0-0	2	2	0	0	0	3
vs. Tennessee (11.22)	27:16	2-7	.286	2-6	.333	1-2	.500	1-3-4	1	1	0	1	0	7
EASTERN ILLINOIS (11.28)	07:28	0-1	.000	0-1	.000	1-2	.500	2-1-3	0	1	0	0	1	1
UCONN (12.1)	00:01	0-0	---	0-0	---	0-0	---	0-0-0	0	0	0	0	0	0
KANSAS CITY (12.5)	05:09	0-1	.000	0-1	.000	0-0	---	0-1-1	0	0	0	0	0	0
MISSOURI (12.9)	04:41	0-2	.000	0-1	.000	0-0	---	0-0-0	0	0	0	0	0	0
at Indiana (12.18)	08:22	1-2	.500	1-2	.500	0-0	---	0-1-1	1	1	1	0	0	3
YALE (12.22)	04:54	0-0	---	0-0	---	0-0	---	0-1-1	0	0	0	0	0	0
vs. Wichita State (12.30)	08:01	1-3	.333	0-1	.000	4-4	1.000	3-0-3	0	1	0	0	1	6
TCU (1.6)	01:31	0-0	---	0-0	---	0-0	---	0-0-0	0	0	1	0	0	0
at UCF (1.10)	01:57	0-0	---	0-0	---	0-0	---	0-0-0	0	0	0	0	0	0
OKLAHOMA (1.13)	00:54	0-1	.000	0-1	.000	0-0	---	0-0-0	0	0	0	0	0	0
at Oklahoma State (1.16)	03:00	0-0	---	0-0	---	0-0	---	0-0-0	1	0	0	0	0	0
at West Virginia (1.20)	00:04	0-0	---	0-0	---	0-0	---	0-0-0	1	0	0	0	0	0
CINCINNATI (1.22)	01:39	0-0	---	0-0	---	0-0	---	0-0-0	0	0	0	0	0	0
at Iowa State (1.27)	04:09	0-0	---	0-0	---	0-0	---	0-0-0	0	0	0	0	0	0
OKLAHOMA STATE (1.30)	10:28	2-3	.667	1-2	.500	1-1	1.000	1-2-3	0	1	0	1	0	6
HOUSTON (2.3)	01:31	0-1	.000	0-1	.000	0-0	---	0-0-0	0	0	0	0	0	0
at Kansas State (2.5)	00:06	0-1	.000	0-1	.000	0-0	---	0-0-0	0	0	0	0	0	0
BAYLOR (2.10)	-	-	-	-	-	-	-	-	-	-	-	-	-	-
at Texas Tech (2.12)	-	-	-	-	-	-	-	-	-	-	-	-	-	-
at Oklahoma (2.17)	03:40	1-1	1.000	0-0	.000	0-0	---	1-0-1	0	1	0	0	0	2
TEXAS (2.24)	14:21	1-1	1.000	1-1	1.000	2-2	1.000	2-1-3	1	0	2	0	2	5
BYU (2.27)	13:20	1-1	1.000	1-1	1.000	0-0	---	0-1-1	1	1	1	0	0	3
at Baylor (3.2)	09:09	0-2	.000	0-0	---	0-0	---	1-0-1	0	1	0	0	0	0
KANSAS STATE (3.5)	03:15	0-0	---	0-0	---	0-0	---	0-0-0	1	0	0	0	0	0
at Houston (3.9)	16:58	0-5	.000	0-3	.000	2-2	1.000	0-2-2	2	0	1	0	1	2

^ Starter

CAREER STATS

SEASON	GP-GS	MIN/AVG	FG-FGA	PCT	3FG-3FGA	PCT	FT-FTA	PCT	O-D-T	AVG	PF-FO	AST	TO	BLK	STL	PTS	AVG
2023-24	28-0	189/6.8	12-43	.279	8-27	.296	15-17	.882	14-18-32	1.1	13-0	12	7	2	6	47	1.7
TOTAL	28-0	189/6.8	12-43	.279	8-27	.296	15-17	.882	14-18-32	1.1	13-0	12	7	2	6	47	1.7



WILDER EVERS

(EE-vers)

RS-Freshman • G • 6-4 • 185 • Birmingham, Ala. • Oak Mountain HS • Twitter: @EversWilder • IG: @wilderevers

- A walk-on from Birmingham, Alabama, who provides depth at the guard spots
- Has played in four games while at KU.
- Comes from a family with Kansas ties as his brother plays baseball for KU and his parents competed in track and field at KU
- Helped lead Oak Mountain High School to three consecutive trips to Alabama's 7A state quarterfinals, including Final Four appearances in 2020 and 2021 and a state title in 2021
- The 2021 state championship was the first in Oak Mountain history
- A two-time all-county selection his junior and senior seasons
- Played for Chris Love at Oak Mountain
- Averaged 11.8 points, 4.3 rebounds and 3.0 assists per game his senior season

EVERS CAREER HIGHS

Points	2	3x, last at Houston (3.9.24)
Field Goals	1	3x, last at Houston (3.9.24)
Field Goal Att.	2	at Houston (3.9.24)
3PT Field Goals	-	-
3PT Field Goal Att.	1	2x, last at Houston (3.9.24)
Free Throws	-	-
Free Throw Att.	-	-
Rebounds	1	3x, last at Houston (3.9.24)
Assists	1	vs. North Carolina Central (11.6.23)
Blocks	-	-
Steals	-	-
Minutes	8	vs. North Carolina Central (11.6.23)

2023-24 GAME-BY-GAME

OPPONENT (Date)	MP	FG-A	PCT	3PT-A	PCT	FT-A	PCT	O-D-T	PF	A	TO	BLK	ST	TP
NORTH CAROLINA CENTRAL (11.6)	07:41	1-1	1.000	0-0	---	0-0	---	0-0-0	1	1	0	0	0	2
MANHATTAN COLLEGE (11.10)	-	-	-	-	-	-	-	-	-	-	-	-	-	-
vs. Kentucky (11.14)	-	-	-	-	-	-	-	-	-	-	-	-	-	-
vs. Chaminade (11.20)	-	-	-	-	-	-	-	-	-	-	-	-	-	-
vs. Marquette (11.21)	-	-	-	-	-	-	-	-	-	-	-	-	-	-
vs. Tennessee (11.22)	-	-	-	-	-	-	-	-	-	-	-	-	-	-
EASTERN ILLINOIS (11.28)	-	-	-	-	-	-	-	-	-	-	-	-	-	-
UCONN (12.1)	-	-	-	-	-	-	-	-	-	-	-	-	-	-
KANSAS CITY (12.5)	-	-	-	-	-	-	-	-	-	-	-	-	-	-
MISSOURI (12.9)	-	-	-	-	-	-	-	-	-	-	-	-	-	-
at Indiana (12.18)	-	-	-	-	-	-	-	-	-	-	-	-	-	-
YALE (12.22)	-	-	-	-	-	-	-	-	-	-	-	-	-	-
vs. Wichita State (12.30)	01:18	0-1	.000	0-1	.000	0-0	---	0-1-1	0	0	0	0	0	0
TCU (1.6)	-	-	-	-	-	-	-	-	-	-	-	-	-	-
at UCF (1.10)	-	-	-	-	-	-	-	-	-	-	-	-	-	-
OKLAHOMA (1.13)	-	-	-	-	-	-	-	-	-	-	-	-	-	-
at Oklahoma State (1.16)	-	-	-	-	-	-	-	-	-	-	-	-	-	-
at West Virginia (1.20)	-	-	-	-	-	-	-	-	-	-	-	-	-	-
CINCINNATI (1.22)	-	-	-	-	-	-	-	-	-	-	-	-	-	-
at Iowa State (1.27)	-	-	-	-	-	-	-	-	-	-	-	-	-	-
OKLAHOMA STATE (1.30)	02:12	1-1	1.000	0-0	---	0-0	---	0-1-1	0	0	0	0	0	2
HOUSTON (2.3)	-	-	-	-	-	-	-	-	-	-	-	-	-	-
at Kansas State (2.5)	-	-	-	-	-	-	-	-	-	-	-	-	-	-
BAYLOR (2.10)	-	-	-	-	-	-	-	-	-	-	-	-	-	-
at Texas Tech (2.12)	01:42	0-1	.000	0-0	---	0-0	---	0-0-0	0	0	0	0	0	0
at Oklahoma (2.17)	-	-	-	-	-	-	-	-	-	-	-	-	-	-
TEXAS (2.24)	-	-	-	-	-	-	-	-	-	-	-	-	-	-
BYU (2.27)	-	-	-	-	-	-	-	-	-	-	-	-	-	-
at Baylor (3.2)	-	-	-	-	-	-	-	-	-	-	-	-	-	-
KANSAS STATE (3.5)	00:46	0-0	---	0-0	---	0-0	---	0-0-0	0	0	0	0	0	0
at Houston (3.9)	03:06	1-2	.500	0-1	.000	0-0	---	0-1-1	0	0	0	0	0	2

^ Starter

CAREER STATS

SEASON	GP-GS	MIN/AVG	FG-FGA	PCT	3FG-3FGA	PCT	FT-FTA	PCT	O-D-T	AVG	PF-FO	AST	TO	BLK	STL	PTS	AVG
2023-24	6-0	17/2.8	3-6	.500	0-2	.000	0-0	---	0-3-3	0.5	1-0	1	0	0	0	6	1.0
TOTAL	6-0	17/2.8	3-6	.500	0-2	.000	0-0	---	0-3-3	0.5	1-0	1	0	0	0	6	1.0

ELMARKO JACKSON

Freshman • Guard • 6-3 • 195 • Marlton, N.J. • South Kent School • Twitter: @ElmarkoJ • IG: @elmarkojackson

- A highly-rated guard who has great court presence and was ranked as high as No. 19 following the 2022-23 season
- Was a McDonald's All-American in 2022-23
- Averaged 19.0 points and 6.0 assists for South Kent which went 18-3 overall and 8-0 in NEPSAC AAA conference play
- Was on the Naismith Boys High School Player of the Year Watch List, which highlights the top 50 players nationwide in 2022-23
- Transferred to Academy of the New Church in Bryn Athyn, Pennsylvania, where he earned all-state and all-league honors in 2021-22 averaging 17.9 points, 5.7 rebounds, 5.4 assists and 2.0 steals per game
- Ended his high school career ranked No. 19 by 247Sports.com, No. 25 by Rivals.com and No. 26 by ESPN.com.
- Had college offers to play lacrosse coming out of high school.

13

MISCELLANEOUS

	FR	CAREER
Double-Doubles	-	-
10+ Points	3	3
5+ Rebounds	-	-
5+ Assists	2	2
10+ Assists	1	1
2+ 3PT Field Goals	3	3
2+ Steals	5	5
2+ Blocks	-	-
Led Team in Pts.	-	-
Led Team in Rebs.	-	-
Led Team in Assists	1	1
Led Team in Blocks	-	-
Led Team in Steals	2	2

JACKSON CAREER HIGHS

Points	12	vs. Wichita State (12.30.23)
Field Goals	5	vs. Wichita State (12.30.23)
Field Goal Att.	10	vs. Wichita State (12.30.23)
3PT Field Goals	2	3x, last at Baylor (3.2.24)
3PT Field Goal Att.	3	4x, last vs. Wichita State (12.30.23)
Free Throws	6	vs. Missouri (12.9.23)
Free Throw Att.	7	vs. Missouri (12.9.23)
Rebounds	4	vs. UConn (12.1.23)
Assists	9	vs. Manhattan College (11.10.23)
Blocks	1	4x, last vs. Oklahoma (11.3.24)
Steals	4	vs. Baylor (2.10.24)
Minutes	32	vs. UConn (12.1.23)

2023-24 GAME-BY-GAME

OPPONENT (Date)	MP	FG-A	PCT	3PT-A	PCT	FT-A	PCT	O-D-T	PF	A	TO	BLK	ST	TP
*NORTH CAROLINA CENTRAL (11.6)	21:17	3-5	.600	0-1	.000	2-2	1.000	0-1-1	3	5	1	0	0	8
*MANHATTAN COLLEGE (11.10)	29:03	3-6	.500	1-3	.333	2-2	1.000	0-2-2	1	9	1	1	1	9
*vs. Kentucky (11.14)	23:42	1-4	.250	0-2	.000	5-6	.833	0-1-1	3	2	3	0	1	7
*vs. Chaminade (11.20)	23:38	2-4	.500	1-2	.500	2-2	1.000	0-2-2	3	3	2	0	0	7
*vs. Marquette (11.21)	20:55	0-4	.000	0-1	.000	0-0	---	0-1-1	1	3	2	0	1	0
*vs. Tennessee (11.22)	13:18	0-2	.000	0-1	.000	4-4	1.000	0-1-1	0	1	1	0	1	4
*EASTERN ILLINOIS (11.28)	22:01	2-6	.333	1-3	.333	0-0	---	0-0-0	3	2	1	1	3	5
*UCONN (12.1)	32:13	2-4	.500	0-2	.000	2-2	1.000	2-2-4	1	2	4	0	1	6
*KANSAS CITY (12.5)	22:48	2-5	.400	1-3	.333	0-0	---	1-0-1	3	3	2	0	0	5
*MISSOURI (12.9)	25:54	2-5	.400	1-2	.500	6-7	.857	0-1-1	4	1	0	0	1	11
*at Indiana (12.18)	24:59	2-6	.333	1-3	.333	0-0	---	0-1-1	1	3	1	0	2	5
*YALE (12.22)	16:51	1-6	.167	0-1	.000	0-0	---	1-2-3	2	2	3	1	0	2
*vs. Wichita State (12.30)	27:07	5-10	.500	2-3	.667	0-0	---	1-1-2	3	2	2	0	1	12
*TCU (1.6)	23:36	0-4	.000	0-1	.000	0-0	---	0-2-2	1	2	1	0	0	0
*at UCF (1.10)	21:48	0-0	---	0-0	---	0-0	---	0-0-0	3	2	2	0	0	0
OKLAHOMA (1.13)	17:53	1-1	1.000	0-0	---	0-0	---	0-2-2	2	0	0	1	0	2
at Oklahoma State (1.16)	12:44	1-3	.333	0-1	.000	0-2	.000	1-0-1	1	1	2	0	1	2
at West Virginia (1.20)	08:16	1-2	.500	0-1	.000	0-0	---	0-1-1	2	0	0	0	0	2
CINCINNATI (1.22)	12:37	0-0	---	0-0	---	2-2	1.000	0-1-1	2	0	0	0	2	2
at Iowa State (1.27)	07:35	0-0	---	0-0	---	0-0	---	0-1-1	3	1	0	0	0	0
*OKLAHOMA STATE (1.30)	25:21	4-8	.500	2-2	1.000	0-0	---	0-2-2	2	1	2	0	0	10
HOUSTON (2.3)	08:41	1-2	.500	0-1	.000	0-0	---	1-1-2	0	1	3	0	0	2
at Kansas State (2.5)	04:47	1-2	.500	0-0	---	0-0	---	0-0-0	1	0	0	0	0	2
BAYLOR (2.10)	21:22	0-0	---	0-0	---	1-2	.500	0-0-0	3	1	1	0	4	1
at Texas Tech (2.12)	24:25	3-5	.600	0-2	.000	1-2	.500	0-1-1	4	0	0	0	2	7
at Oklahoma (2.17)	04:06	0-0	---	0-0	---	0-0	---	0-0-0	1	0	1	0	0	0
TEXAS (2.24)	14:21	0-0	---	0-0	---	0-0	---	0-0-0	1	4	2	0	1	0
BYU (2.27)	13:28	1-3	.333	0-0	---	0-0	---	0-1-1	1	1	1	0	0	2
at Baylor (3.2)	14:55	3-4	.750	2-2	1.000	0-0	---	1-0-1	5	0	1	0	0	8
KANSAS STATE (3.5)	06:23	1-1	1.000	0-0	---	1-2	.500	0-0-0	0	0	0	0	0	3
at Houston (3.9)	14:22	2-3	.667	0-1	.000	0-0	---	0-0-0	2	1	4	0	0	4

^ Starter

CAREER STATS

SEASON	GP-GS	MIN/AVG	FG-FGA	PCT	3FG-3FGA	PCT	FT-FTA	PCT	O-D-T	AVG	PF-FO	AST	TO	BLK	STL	PTS	AVG
2023-24	31-16	561/18.1	44-105	.419	12-38	.316	28-35	.800	8-27-35	1.1	62-1	53	43	4	22	128	4.1
TOTAL	31-16	561/18.1	44-105	.419	12-38	.316	28-35	.800	8-27-35	1.1	62-1	53	43	4	22	128	4.1



PATRICK CASSIDY

Junior • G • 6-1 • 185 • Columbus, Kan. • Columbus Unified HS • Twitter: @patrickrcassidy • IG: @patrickcassidy14

- An invited walk-on who will provide depth at the point guard position
- Has played in three games while at Kansas
- Was a two-year manager for the Kansas men's basketball program, including the 2021-22 NCAA National Championship season
- A 2020 all-state selection at Columbus Unified High School (CUHS)
- Was named to the Kansas Basketball Coaches Association (KBCA) Class 3A All-State First Team in 2020
- Scored more than 1,000 points for his career
- A four-sport athlete while at Columbus, also playing football, baseball and track & field
- Racked up more than 1,500 combined yards as a quarterback, scoring 25 touchdowns at CUHS
- An all-conference all-academic selection who was the Class of 2020 valedictorian at CUHS

CASSIDY CAREER HIGHS

Points	2	vs. Kansas State (3.5.24)
Field Goals	1	vs. Kansas State (3.5.24)
Field Goal Att.	2	vs. North Carolina Central (11.6.23)
3PT Field Goals	-	-
3PT Field Goal Att.	1	vs. Wichita State (12.30.23) vs. North Carolina Central (11.6.23)
Free Throws	-	-
Free Throw Att.	-	-
Rebounds	2	vs. Kansas State (3.5.24)
Assists	-	-
Blocks	-	-
Steals	-	-
Minutes	5	vs. North Carolina Central (11.6.23)

2023-24 GAME-BY-GAME

OPPONENT (Date)	MP	FG-A	PCT	3PT-A	PCT	FT-A	PCT	O-D-T	PF	A	TO	BLK	ST	TP
NORTH CAROLINA CENTRAL (11.6)	04:54	0-2	.000	0-1	---	0-0	---	0-0-0	1	0	0	0	0	0
MANHATTAN COLLEGE (11.10)	-	-	-	-	-	-	-	-	-	-	-	-	-	-
vs. Kentucky (11.14)	-	-	-	-	-	-	-	-	-	-	-	-	-	-
vs. Chaminade (11.20)	-	-	-	-	-	-	-	-	-	-	-	-	-	-
vs. Marquette (11.21)	-	-	-	-	-	-	-	-	-	-	-	-	-	-
vs. Tennessee (11.22)	-	-	-	-	-	-	-	-	-	-	-	-	-	-
EASTERN ILLINOIS (11.28)	-	-	-	-	-	-	-	-	-	-	-	-	-	-
UCONN (12.1)	-	-	-	-	-	-	-	-	-	-	-	-	-	-
KANSAS CITY (12.5)	-	-	-	-	-	-	-	-	-	-	-	-	-	-
MISSOURI (12.9)	-	-	-	-	-	-	-	-	-	-	-	-	-	-
at Indiana (12.18)	-	-	-	-	-	-	-	-	-	-	-	-	-	-
YALE (12.22)	-	-	-	-	-	-	-	-	-	-	-	-	-	-
vs. Wichita State (12.30)	01:18	0-1	.000	0-1	.000	0-0	---	0-0-0	0	0	0	0	0	0
TCU (1.6)	-	-	-	-	-	-	-	-	-	-	-	-	-	-
at UCF (1.10)	-	-	-	-	-	-	-	-	-	-	-	-	-	-
OKLAHOMA (1.13)	-	-	-	-	-	-	-	-	-	-	-	-	-	-
at Oklahoma State (1.16)	-	-	-	-	-	-	-	-	-	-	-	-	-	-
at West Virginia (1.20)	-	-	-	-	-	-	-	-	-	-	-	-	-	-
CINCINNATI (1.22)	-	-	-	-	-	-	-	-	-	-	-	-	-	-
at Iowa State (1.27)	-	-	-	-	-	-	-	-	-	-	-	-	-	-
OKLAHOMA STATE (1.30)	-	-	-	-	-	-	-	-	-	-	-	-	-	-
HOUSTON (2.3)	-	-	-	-	-	-	-	-	-	-	-	-	-	-
at Kansas State (2.5)	-	-	-	-	-	-	-	-	-	-	-	-	-	-
BAYLOR (2.10)	-	-	-	-	-	-	-	-	-	-	-	-	-	-
at Texas Tech (2.12)	-	-	-	-	-	-	-	-	-	-	-	-	-	-
at Oklahoma (2.17)	-	-	-	-	-	-	-	-	-	-	-	-	-	-
TEXAS (2.24)	-	-	-	-	-	-	-	-	-	-	-	-	-	-
BYU (2.27)	00:17	0-0	---	0-0	---	0-0	---	0-0-0	0	0	0	0	0	0
at Baylor (3.2)	-	-	-	-	-	-	-	-	-	-	-	-	-	-
KANSAS STATE (3.5)	01:07	1-1	1.000	0-0	---	0-0	---	1-1-2	0	0	0	0	0	2
at Houston (3.9)	02:11	0-0	---	0-0	---	0-0	---	0-0-0	0	0	0	0	0	0

^ Starter

CAREER STATS

SEASON	GP-GS	MIN/AVG	FG-FGA	PCT	3FG-3FGA	PCT	FT-FTA	PCT	O-D-T	AVG	PF-FO	AST	TO	BLK	STL	PTS	AVG
2023-24	5-0	9/1.8	1-4	.250	0-2	.000	0-0	---	1-1-2	0.4	1-0	0	0	0	0	2	0.4
TOTAL	5-0	9/1.8	1-4	.250	0-2	.000	0-0	---	1-1-2	0.4	1-0	0	0	0	0	2	0.4



KEVIN MCCULLAR JR.

GR-Senior • G • 6-7 • 212 • San Antonio, Texas • Wagner HS/Texas Tech • Twitter: @Kevin_McCullar • IG: @kevinmccullarjr

- All-Big 12 First Team Selection (2024)
- On most every mid-season All-America team and national player of the year watch list
- Entered the NBA Draft process following the 2022-23 season and decided to return to Kansas for his fifth year
- A transfer from Texas Tech who was a redshirt senior at Kansas in 2022-23
- A three-time All-Big 12 selection
- Was a Naismith Defensive Player of the Year semifinalist in 2021-22 (at Texas Tech) and 2022-23 (at Kansas)
- Entered 2023-24 with 1,040 points, 589 rebounds, 231 assists and 178 steals for his career
- A three-time Academic All-Big 12 selection
- Graduated in May of 2023 with a liberal arts and sciences degree

CAREER HONORS

All-Big 12 First Team selection; Wooden Award Ballot (1 of 15); Jerry West Shooting Guard of the Year Finalist (1 of 5); Naismith Trophy Midseason Team (1 of 30); Naismith Defensive Player of the Year Watchlist (1 of 15); Wooden Award Late Season Top 20; Jerry West Shooting Guard Award Top 10 Candidate; Oscar Robertson National Player of the Week (11.28.23); Big 12 Player of the Week (11.27.23); Naismith Trophy Men's preseason watch list (1 of 50); Preseason All-Big 12 Honorable Mention
2022-23: All Big 12 Second Team (Associated Press); All Big 12 Third Team; Big 12 All-Defensive Team; Naismith Defensive Player of the Year Semifinalist (1 of 10); Naismith Defensive Player of the Year Watch List (1 of 15); Wooden Award Preseason Top 50 Watch List; Naismith Preseason Player of the Year Watch List (1 of 50); Jerry West Shooting Guard of the Year Watch List; Preseason All-Big 12 Honorable Mention
At Texas Tech: All-Big 12 Honorable Mention [2022]; Naismith Defensive Player of the Year Semifinalist [2022]; Academic All-Big 12 First Team [2022]; All-Big 12 Honorable Mention [2021]; Academic All-Big 12 First Team [2021]; Academic All-Big 12 First Team [2020]

MISCELLANEOUS

	FR	SO	JR	SR	GR-SR	CAREER
Double-Doubles	-	2	1	7	2	12
Triple-Doubles	-	-	-	-	2	2
10+ Points	8	14	16	21	25	84
20+ Points	-	-	2	1	12	15
30+ Points	-	-	-	-	1	1
5+ Rebounds	7	15	14	26	21	83
10+ Rebounds	1	2	2	8	2	15
3+ Assists	1	6	18	14	21	60
10+ Assists	-	-	-	-	2	2
3+ 3PT Field Goals	-	1	5	3	4	13
2+ Steals	8	10	12	20	11	61
2+ Blocks	1	2	1	6	1	11
Led Team in Pts. (at KU)	-	-	-	1	11	12
Led Team in Rebs. (at KU)	-	-	-	10	2	12
Led Team in Assists (at KU)	-	-	-	3	5	8
Led Team in Blocks (at KU)	-	-	-	13	4	17
Led Team in Steals (at KU)	-	-	-	13	8	21

MCCULLAR CAREER HIGHS

Points	34	vs. Yale (12.22.23)
Field Goals	11	vs. Yale (12.22.23)
Field Goal Att.	19	at Baylor (3.2.24)
3PT Field Goals	4	3x, last vs. Yale (12.22.23)
3PT Field Goal Att.	9	vs. Grambling (11.12.21)
		vs. Wisconsin (11.24.22)
Free Throws	13	at Indiana (12.16.23)
Free Throw Att.	16	at Indiana (12.16.23)
Rebounds	13	vs. Kansas State (1.31.23)
Assists	10	vs. Chaminade (11.20.23)
		vs. Kentucky (11.14.23)
Blocks	4	vs. Baylor (1.16.21)
Steals	6	vs. Texas (3.11.21)
Minutes	44	at Kansas (1.24.22)

2023-24 GAME-BY-GAME

OPPONENT (Date)	MP	FG-A	PCT	3PT-A	PCT	FT-A	PCT	O-D-T	PF	A	TO	BLK	ST	TP
*NORTH CAROLINA CENTRAL (11.6)	23:56	8-12	.667	4-7	.571	2-2	1.000	0-6-6	0	5	2	0	0	22
*MANHATTAN COLLEGE (11.10)	25:40	5-9	.556	1-5	.200	4-4	1.000	0-7-7	1	4	1	1	2	15
*vs. Kentucky (11.14)	36:36	3-11	.273	0-3	.000	6-9	.667	0-10-10	4	10	1	1	1	12
*vs. Chaminade (11.20)	34:53	8-14	.571	1-5	.200	5-7	.714	1-10-11	0	10	4	2	3	22
*vs. Marquette (11.21)	37:02	9-14	.643	2-4	.500	4-6	.667	3-5-8	2	3	6	1	1	24
*vs. Tennessee (11.22)	34:22	6-13	.462	0-1	.000	2-3	.667	1-5-6	3	3	7	0	0	14
*EASTERN ILLINOIS (11.28)	36:51	8-18	.444	0-2	.000	2-3	.667	0-3-3	1	5	0	1	1	18
*UCONN (12.1)	35:52	6-10	.600	3-4	.750	6-6	1.000	0-5-5	4	1	1	0	1	21
*KANSAS CITY (12.5)	34:26	9-13	.692	2-2	1.000	5-5	1.000	0-6-6	0	5	2	1	2	25
*MISSOURI (12.9)	38:51	4-15	.267	1-4	.250	8-9	.889	3-6-9	1	4	3	0	3	17
*at Indiana (12.18)	37:15	3-11	.273	2-5	.400	13-16	.813	0-6-6	4	4	2	1	3	21
*YALE (12.22)	37:31	11-18	.611	4-7	.571	8-8	1.000	2-4-6	2	4	1	1	2	34
*vs. Wichita State (12.30)	31:53	5-14	.357	0-4	.000	10-10	1.000	0-7-7	1	2	1	0	2	20
*TCU (1.6)	37:42	6-16	.375	1-5	.200	3-5	.600	0-5-5	3	3	3	0	1	16
*at UCF (1.10)	37:08	5-10	.500	3-5	.600	3-4	.750	1-5-6	2	5	5	0	1	16
*OKLAHOMA (1.13)	38:37	5-12	.417	1-5	.200	10-11	.909	0-4-4	2	4	1	0	1	21
*at Oklahoma State (1.16)	35:12	7-14	.500	1-4	.250	3-3	1.000	1-5-6	1	8	3	0	1	18
*at West Virginia (1.20)	32:20	10-14	.714	2-4	.500	2-3	.667	0-4-4	3	5	1	0	0	24
*CINCINNATI (1.22)	35:24	5-17	.294	2-6	.333	8-12	.667	1-4-5	1	5	1	0	3	20
*at Iowa State (1.27)	37:40	5-18	.278	2-8	.250	4-5	.800	3-4-7	4	3	5	0	1	16
OKLAHOMA STATE (1.30)	-	-	-	-	-	-	-	-	-	-	-	-	-	-
*HOUSTON (2.3)	36:58	7-8	.875	1-2	.500	2-2	1.000	2-5-7	1	3	5	0	1	17
*at Kansas State (2.5)	43:28	6-18	.333	2-5	.400	1-5	.200	0-6-6	1	6	2	0	4	15
BAYLOR (2.10)	-	-	-	-	-	-	-	-	-	-	-	-	-	-
at Texas Tech (2.12)	-	-	-	-	-	-	-	-	-	-	-	-	-	-
*at Oklahoma (2.17)	35:00	4-14	.286	2-8	.250	0-2	.000	0-8-8	4	0	3	0	0	10
TEXAS (2.24)	-	-	-	-	-	-	-	-	-	-	-	-	-	-
BYU (2.27)	-	-	-	-	-	-	-	-	-	-	-	-	-	-
*at Baylor (3.2)	31:19	9-19	.474	0-5	.000	2-2	1.000	2-3-5	1	2	3	0	2	20
*KANSAS STATE (3.5)	29:17	5-14	.357	2-4	.500	7-7	1.000	0-3-3	3	3	1	1	3	19
*at Houston (3.9)	14:45	0-4	.000	0-3	.000	0-0	---	0-0-0	1	0	1	0	0	0

^ Starter

CAREER STATS

SEASON	GP-GS	MIN/AVG	FG-FGA	PCT	3FG-3FGA	PCT	FT-FTA	PCT	O-D-T	AVG	PF-FO	AST	TO	BLK	STL	PTS	AVG
2019-20*	29-6	537/18.5	65-127	.512	8-28	.286	37-51	.725	30-63-93	3.2	62-1	21	37	9	35	175	6.0
2020-21*	20-19	608/30.4	72-173	.416	13-46	.283	50-71	.704	30-95-125	6.3	60-0	41	30	16	34	207	10.4
2021-22*	29-24	864/29.8	100-249	.402	28-90	.311	66-91	.725	26-107-133	4.6	78-2	89	57	7	41	294	10.1
2022-23	34-33	1042/30.6	123-277	.444	29-98	.296	89-117	.761	41-197-238	7.0	101-4	80	72	25	68	364	10.7
2023-24	26-26	888/34.2	159-350	.454	39-117	.333	120-149	.805	20-136-156	6.0	50-0	107	66	10	39	477	18.3
TOTAL	138-108	3938/28.5	519-1176	.441	117-379	.309	362-479	.756	147-598-745	5.4	351-7	338	262	67	217	1517	11.0

*AT TEXAS TECH



MICHAEL JANKOVICH

(JANG-koh-vitch)

GR-Senior • G • 6-4 • 190 • Dallas, Texas • Jesuit College Prep / Northfield Mount Herman (Mass.) • Twitter: @michael_jank • IG: @mjankovich

- An invited walk-on who has played in 43 games while at Kansas, including nine in 2023-24 with one start on Senior Night
- His 13 games played in 2022-23 were his most for a season
- Played in 10 contests during Kansas' 2022 NCAA National Championship seasons
- Two-time Academic All-Big 12 selection in 2022 and 2023
- Has solid range from beyond the arc
- Son of former SMU head coach Tim Jankovich, who spent five seasons as an assistant coach on Bill Self's staffs at Illinois and Kansas
- Lived in Lawrence from ages 4-8 while his father was on the KU staff
- Graduated in May 2023 with a finance degree.

CAREER HONORS

Academic All-Big 12 First Team [2023]
Academic All-Big 12 Second Team [2022]

MISCELLANEOUS

	FR	SO	JR	SR	GR-SR	CAREER
5+ Minutes	1	-	-	-	2	3
4+ Points	2	-	-	-	2	4
3+ Rebounds	-	-	-	-	-	-
2+ Assists	-	-	-	-	-	-
2+ 3PT Field Goals	-	-	-	-	1	1
2+ Steals	-	-	-	-	-	-
2+ Blocks	-	-	-	-	-	-
Led Team in Pts.	-	-	-	-	-	-
Led Team in Rebs.	-	-	-	-	-	-
Led Team in Assists	-	-	-	-	-	-
Led Team in Blocks	-	-	-	-	-	-
Led Team in Steals	-	-	-	-	-	-

JANKOVICH CAREER HIGHS

Points	6	vs. Manhattan College (11.10.23)
Field Goals	2	vs. Manhattan College (11.10.23) vs. North Carolina Central (11.6.23)
Field Goal Att.	3	vs. North Carolina Central (11.6.23) vs. Monmouth (11.15.19)
3PT Field Goals	2	vs. Manhattan College (11.10.23)
3PT Field Goal Att.	3	vs. Monmouth (11.15.19)
Free Throws	2	vs. Monmouth (11.15.19)
Free Throw Att.	2	vs. Kansas State (1.21.20) vs. Monmouth (11.15.19)
Rebounds	1	4x, last vs. N.C. Central (11.6.23)
Assists	1	vs. Chaminade (11.25.19)
Blocks	1	vs. Howard (3.16.23)
Steals	1	3x, last at Oklahoma (2.11.23)
Minutes	8	vs. North Carolina Central (11.6.23)

2023-24 GAME-BY-GAME

OPPONENT (Date)	MP	FG-A	PCT	3PT-A	PCT	FT-A	PCT	O-D-T	PF	A	TO	BLK	ST	TP
NORTH CAROLINA CENTRAL (11.6)	08:09	2-3	.667	1-2	.500	0-0	---	0-1-1	0	0	1	0	0	5
MANHATTAN COLLEGE (11.10)	07:31	2-2	1.000	2-2	1.000	0-0	---	0-0-0	0	0	0	0	0	6
vs. Kentucky (11.14)	-	-	-	-	-	-	-	-	-	-	-	-	-	-
vs. Chaminade (11.20)	-	-	-	-	-	-	-	-	-	-	-	-	-	-
vs. Marquette (11.21)	-	-	-	-	-	-	-	-	-	-	-	-	-	-
vs. Tennessee (11.22)	-	-	-	-	-	-	-	-	-	-	-	-	-	-
EASTERN ILLINOIS (11.28)	-	-	-	-	-	-	-	-	-	-	-	-	-	-
UCONN (12.1)	-	-	-	-	-	-	-	-	-	-	-	-	-	-
KANSAS CITY (12.5)	-	-	-	-	-	-	-	-	-	-	-	-	-	-
MISSOURI (12.9)	-	-	-	-	-	-	-	-	-	-	-	-	-	-
at Indiana (12.18)	-	-	-	-	-	-	-	-	-	-	-	-	-	-
YALE (12.22)	-	-	-	-	-	-	-	-	-	-	-	-	-	-
vs. Wichita State (12.30)	01:18	0-1	.000	0-1	.000	0-0	---	2-0-2	0	0	0	0	0	0
TCU (1.6)	-	-	-	-	-	-	-	-	-	-	-	-	-	-
at UCF (1.10)	-	-	-	-	-	-	-	-	-	-	-	-	-	-
OKLAHOMA (1.13)	-	-	-	-	-	-	-	-	-	-	-	-	-	-
at Oklahoma State (1.16)	02:26	1-2	.500	1-2	.500	0-0	---	0-0-0	0	0	0	0	0	3
at West Virginia (1.20)	-	-	-	-	-	-	-	-	-	-	-	-	-	-
CINCINNATI (1.22)	-	-	-	-	-	-	-	-	-	-	-	-	-	-
at Iowa State (1.27)	-	-	-	-	-	-	-	-	-	-	-	-	-	-
OKLAHOMA STATE (1.30)	04:22	1-1	1.000	1-1	1.000	0-0	---	0-0-0	0	0	0	0	0	3
HOUSTON (2.3)	-	-	-	-	-	-	-	-	-	-	-	-	-	-
at Kansas State (2.5)	00:06	0-0	---	0-0	---	0-0	---	0-0-0	0	0	0	0	0	0
BAYLOR (2.10)	-	-	-	-	-	-	-	-	-	-	-	-	-	-
at Texas Tech (2.12)	02:40	0-1	.000	0-1	.000	0-0	---	0-0-0	1	0	0	0	0	0
at Oklahoma (2.17)	-	-	-	-	-	-	-	-	-	-	-	-	-	-
TEXAS (2.24)	-	-	-	-	-	-	-	-	-	-	-	-	-	-
BYU (2.27)	-	-	-	-	-	-	-	-	-	-	-	-	-	-
at Baylor (3.2)	-	-	-	-	-	-	-	-	-	-	-	-	-	-
*KANSAS STATE (3.5)	03:29	0-2	.000	0-2	.000	1-2	.500	0-0-0	2	0	0	0	0	1
at Houston (3.9)	04:20	0-0	---	0-0	---	0-0	---	0-0-0	0	0	0	0	0	0

* Starter

CAREER STATS

SEASON	GP-GS	MIN/AVG	FG-FGA	PCT	3FG-3FGA	PCT	FT-FTA	PCT	O-D-T	AVG	PF-FO	AST	TO	BLK	STL	PTS	AVG
2019-20	10-0	27/2.7	3-7	.429	3-7	.429	3-4	.750	1-0-1	0.1	2-0	1	3	0	1	12	1.2
2020-21	1-0	3/3.0	0-1	.000	0-1	.000	0-0	---	0-0-0	0.0	1-0	0	0	0	1	0	0.0
2021-22	10-0	16/1.6	2-7	.286	2-7	.286	0-0	---	1-1-2	0.2	3-0	0	0	0	0	6	0.6
2022-23	13-0	23/1.7	5-8	.625	4-7	.571	0-0	---	0-0-0	0.0	1-0	0	0	1	1	14	1.1
2023-24	9-1	33/3.7	6-12	.500	5-11	.455	1-2	.500	2-1-3	0.3	3-0	0	1	0	0	18	2.0
TOTAL	43-1	98/2.3	16-35	.457	14-33	.424	4-6	.667	4-2-6	0.1	10-0	1	4	1	3	50	1.2

DILLON WILHITE

RS-Sophomore • F • 6-9 • 240 • San Diego, Calif. • Cathedral Catholic HS • Twitter: @dillonwhilite • IG: @dillon.wilHITE

- Had played in 12 games while at Kansas, including seven this season.
- Made his collegiate debut against North Dakota State (11/10/22).
- Was a redshirt on Kansas' 2022 NCAA National Championship team
- Played in five games in 2022-23
- Played two sports – basketball and volleyball – in high school
- Comes from an athletic family as his sisters play volleyball at Georgetown, his father, who grew up in Lawrence, played golf at TCU and he has three cousins who played college football and an aunt who played college golf.

22

MISCELLANEOUS

	FR	SO	CAREER
5+ Minutes	-	2	2
3+ Points	-	1	1
5+ Rebounds	-	-	-
2+ Assists	-	-	-
1+ Steals	-	-	-
1+ Blocks	-	-	-
Led Team in Pts.	-	-	-
Led Team in Rebs.	-	-	-
Led Team in Assists	-	-	-
Led Team in Blocks	-	-	-
Led Team in Steals	-	-	-

WILHITE CAREER HIGHS

Points	3	vs. Manhattan College (11.10.23)
Field Goals	1	vs. Manhattan College (11.10.23)
Field Goal Att.	2	vs. Manhattan College (11.10.23)
3PT Field Goals	-	-
3PT Field Goal Att.	-	-
Free Throws	1	vs. Manhattan College (11.10.23)
Free Throw Att.	2	vs. Manhattan College (11.10.23)
Rebounds	1	3x, last vs. Manhattan College (11.10.23)
Assists	-	-
Blocks	-	-
Steals	-	-
Minutes	5	vs. Manhattan College (11.10.23)

2023-24 GAME-BY-GAME

OPPONENT (Date)	MP	FG-A	PCT	3PT-A	PCT	FT-A	PCT	O-D-T	PF	A	TO	BLK	ST	TP
NORTH CAROLINA CENTRAL (11.6)	04:54	0-1	.000	0-0	---	0-2	.000	0-1-1	2	0	1	0	0	0
MANHATTAN COLLEGE (11.10)	02:31	1-2	.500	0-0	---	1-2	.500	1-0-1	1	0	1	0	0	3
vs. Kentucky (11.14)	-	-	-	-	-	-	-	-	-	-	-	-	-	-
vs. Chaminade (11.20)	-	-	-	-	-	-	-	-	-	-	-	-	-	-
vs. Marquette (11.21)	-	-	-	-	-	-	-	-	-	-	-	-	-	-
vs. Tennessee (11.22)	-	-	-	-	-	-	-	-	-	-	-	-	-	-
EASTERN ILLINOIS (11.28)	-	-	-	-	-	-	-	-	-	-	-	-	-	-
UConn (12.1)	-	-	-	-	-	-	-	-	-	-	-	-	-	-
KANSAS CITY (12.5)	-	-	-	-	-	-	-	-	-	-	-	-	-	-
MISSOURI (12.9)	-	-	-	-	-	-	-	-	-	-	-	-	-	-
at Indiana (12.18)	-	-	-	-	-	-	-	-	-	-	-	-	-	-
YALE (12.22)	-	-	-	-	-	-	-	-	-	-	-	-	-	-
vs. Wichita State (12.30)	01:18	0-0	---	0-0	---	0-0	---	0-0-0	0	0	1	0	0	0
TCU (1.6)	-	-	-	-	-	-	-	-	-	-	-	-	-	-
at UCF (1.10)	-	-	-	-	-	-	-	-	-	-	-	-	-	-
OKLAHOMA (1.13)	-	-	-	-	-	-	-	-	-	-	-	-	-	-
at Oklahoma State (1.16)	-	-	-	-	-	-	-	-	-	-	-	-	-	-
at West Virginia (1.20)	-	-	-	-	-	-	-	-	-	-	-	-	-	-
CINCINNATI (1.22)	-	-	-	-	-	-	-	-	-	-	-	-	-	-
at Iowa State (1.27)	-	-	-	-	-	-	-	-	-	-	-	-	-	-
OKLAHOMA STATE (1.30)	02:12	0-0	---	0-0	---	0-0	---	0-0-0	0	0	0	0	0	0
HOUSTON (2.3)	-	-	-	-	-	-	-	-	-	-	-	-	-	-
at Kansas State (2.5)	-	-	-	-	-	-	-	-	-	-	-	-	-	-
BAYLOR (2.10)	-	-	-	-	-	-	-	-	-	-	-	-	-	-
at Texas Tech (2.12)	01:16	0-0	---	0-0	---	0-0	---	0-0-0	0	0	0	0	0	0
at Oklahoma (2.17)	-	-	-	-	-	-	-	-	-	-	-	-	-	-
TEXAS (2.24)	-	-	-	-	-	-	-	-	-	-	-	-	-	-
BYU (2.27)	-	-	-	-	-	-	-	-	-	-	-	-	-	-
at Baylor (3.2)	-	-	-	-	-	-	-	-	-	-	-	-	-	-
KANSAS STATE (3.5)	00:46	0-0	---	0-0	---	0-0	---	0-0-0	0	0	0	0	0	0
at Houston (3.9)	06:21	0-0	---	0-0	---	0-0	---	0-0-0	1	0	0	0	0	0

^ Starter

CAREER STATS

SEASON	GP-GS	MIN/AVG	FG-FGA	PCT	3FG-3FGA	PCT	FT-FTA	PCT	O-D-T	AVG	PF-FO	AST	TO	BLK	STL	PTS	AVG
2022-23	5-0	6/1.2	0-0	---	0-0	---	0-0	---	0-1-1	0.1	3-0	0	1	0	0	0	0.0
2023-24	7-0	19/2.7	1-3	.333	0-0	---	1-4	.250	1-1-2	0.3	2-0	0	3	0	0	3	0.4
TOTAL	12-0	25/2.1	1-3	.333	0-0	---	1-4	.250	1-2-3	0.3	5-0	0	4	0	0	3	0.3



PARKER BRAUN

(BROWN)

GR-Senior • F • 6-10 • 235 • Burlington, Kan. • Blue Valley Northwest HS • IG: @parkerlouisbraun

- Graduate transfer from Santa Clara who will be playing his sixth season of college basketball in 2023-24
- Began his career at Missouri, where he was a redshirt in 2018-19, and played two seasons before transferring to Santa Clara the past two seasons
- Came to Kansas with 109 games played and 65 starts, 570 points, 420 rebounds, 102 blocked shots and 39 steals for his career
- Comes from a basketball family, most notably his father (Donny) and brother (Christian) both played at Kansas
- Brother Christian was a member of Kansas' 2022 NCAA National Championship team and is a current member of the 2023 NBA Champion Denver Nuggets.
- Attended Blue Valley Northwest High School in Overland Park, Kansas. Helped the Huskies capture the 2018 6A state championship.
- Played AAU basketball for MoKan Elite with his brother Christian and current teammate Dajuan Harris Jr.
- Graduated from Santa Clara with a communications degree in May 2023

CAREER HONORS

SEC Academic Honor Roll [2020]

MISCELLANEOUS

	FR	SO	JR	SR	GR-SR	CAREER
10+ Points	-	-	6	11	2	19
20+ Points	-	-	-	-	-	-
5+ Rebounds	1	1	13	20	3	38
10+ Rebounds	-	-	3	2	-	5
2+ 3PT Field Goals	-	-	3	3	-	6
2+ Steals	-	-	5	1	1	7
2+ Blocks	2	4	11	9	5	31
Led Team in Pts.	-	-	-	-	-	-
Led Team in Rebs.	-	-	-	-	-	-
Led Team in Assists	-	-	-	-	-	-
Led Team in Blocks	-	-	-	-	7	7
Led Team in Steals	-	-	-	-	1	1

BRAUN CAREER HIGHS

Points	19	vs. Nevada (11.16.21)
Field Goals	9	vs. Nevada (11.16.21)
Field Goal Att.	12	vs. Wyoming (11.30.22) vs. Mount St. Mary's (12.7.21)
3PT Field Goals	2	6x, last vs. Portland St. (12.13.22)
3PT Field Goal Att.	4	4x, last vs. San Francisco (3.4.23)
Free Throws	5	vs. Iona (11.26.22)
Free Throw Att.	6	vs. UC Irvine (12.15.22) vs. Iona (11.26.22)
Rebounds	12	at Pacific (1.14.23) vs. Louisiana Tech (12.4.21)
Assists	5	4x, last vs. Iona (11.26.22)
Blocks	5	vs. Montana (12.19.21)
Steals	3	vs. BYU (1.27.22) vs. Gonzaga (1.15.22)
Minutes	40	vs. San Francisco (3.4.23)

2023-24 GAME-BY-GAME

OPPONENT (Date)	MP	FG-A	PCT	3PT-A	PCT	FT-A	PCT	O-D-T	PF	A	TO	BLK	ST	TP
NORTH CAROLINA CENTRAL (11.6)	20:37	5-6	.833	0-1	.000	0-0	---	0-5-5	1	3	1	1	0	10
MANHATTAN COLLEGE (11.10)	17:04	4-4	1.000	1-1	1.000	1-2	.500	1-4-5	2	2	2	3	0	10
vs. Kentucky (11.14)	08:17	1-3	.333	0-0	---	0-0	---	0-2-2	0	0	1	1	0	2
vs. Chaminade (11.20)	09:46	0-1	.000	0-1	.000	0-0	---	1-3-4	2	0	1	0	1	0
vs. Marquette (11.21)	07:24	1-1	1.000	0-0	---	0-0	---	0-1-1	1	0	0	0	0	2
vs. Tennessee (11.22)	09:14	1-1	1.000	0-0	---	0-0	---	0-2-2	0	1	0	1	2	2
EASTERN ILLINOIS (11.28)	05:10	0-0	---	0-0	---	0-0	---	0-0-0	0	0	0	2	0	0
UCONN (12.1)	02:28	0-0	---	0-0	---	0-0	---	0-0-0	0	0	0	0	0	0
KANSAS CITY (12.5)	09:44	2-3	.667	0-0	---	1-2	.500	1-2-3	1	0	0	0	0	5
MISSOURI (12.9)	04:59	2-2	1.000	0-0	---	0-0	---	0-0-0	1	0	0	2	0	4
at Indiana (12.18)	02:01	1-1	1.000	0-0	---	0-0	---	0-0-0	1	0	0	0	0	2
YALE (12.22)	04:31	1-1	1.000	0-0	---	0-0	---	0-1-1	0	0	0	0	0	2
vs. Wichita State (12.30)	09:35	2-3	.667	0-1	.000	0-0	---	0-0-0	4	0	0	1	0	4
TCU (1.6)	05:05	0-0	---	0-0	---	0-0	---	0-0-0	0	1	1	1	0	0
at UCF (1.10)	08:43	1-2	.500	1-1	1.000	0-0	---	0-3-3	1	0	0	1	1	3
OKLAHOMA (1.13)	07:11	1-1	1.000	0-0	---	0-0	---	0-1-1	1	0	0	0	0	2
at Oklahoma State (1.16)	09:48	0-1	.000	0-0	---	2-2	1.000	0-3-3	4	0	0	2	0	2
at West Virginia (1.20)	04:02	0-0	---	0-0	---	0-0	---	0-0-0	1	0	0	0	0	0
CINCINNATI (1.22)	09:52	0-1	.000	0-0	---	0-0	---	0-1-1	1	1	0	0	1	0
at Iowa State (1.27)	04:56	1-1	1.000	0-0	---	0-0	---	1-0-1	1	0	0	0	0	2
OKLAHOMA STATE (1.30)	10:16	0-1	.000	0-1	.000	0-0	---	1-5-6	1	1	3	0	1	0
HOUSTON (2.3)	08:14	1-2	.500	1-1	1.000	2-2	1.000	1-2-3	0	1	0	0	0	5
at Kansas State (2.5)	10:17	0-0	---	0-0	---	0-0	---	0-4-4	1	0	2	0	0	0
BAYLOR (2.10)	07:58	1-2	.500	0-1	.000	0-0	---	0-1-1	2	0	0	0	0	2
at Texas Tech (2.12)	05:32	0-0	---	0-0	---	0-0	---	0-0-0	1	0	0	1	0	0
at Oklahoma (2.17)	03:34	0-1	.000	0-0	---	0-0	---	0-1-1	0	0	0	0	0	0
TEXAS (2.24)	06:44	1-2	.500	0-0	---	0-1	.000	0-0-0	0	0	1	2	0	2
BYU (2.27)	10:53	2-2	1.000	0-0	---	0-0	---	0-2-2	2	0	0	0	0	4
at Baylor (3.2)	03:22	1-1	1.000	0-0	---	0-0	---	0-1-1	2	0	0	1	0	2
KANSAS STATE (3.5)	00:42	0-0	---	0-0	---	0-0	---	0-0-0	0	0	0	0	0	0
at Houston (3.9)	10:03	1-2	.500	0-1	.000	0-0	---	0-0-0	1	0	0	0	0	2

^ Starter

CAREER STATS

SEASON	GP-GS	MIN/AVG	FG-FGA	PCT	3FG-3FGA	PCT	FT-FTA	PCT	O-D-T	AVG	PF-FO	AST	TO	BLK	STL	PTS	AVG
2019-20*	24-0	142/5.9	15-20	.750	0-1	.000	3-8	.375	7-17-24	1.0	20-0	6	8	13	4	33	1.4
2020-21*	20-0	185/9.3	20-33	.606	4-10	.400	11-18	.611	10-20-30	1.5	11-0	7	4	14	1	55	2.8
2021-22*	33-32	964/29.2	101-180	.561	13-38	.351	14-29	.483	47-128-175	5.3	56-0	54	50	42	19	229	6.9
2022-23*	33-33	967/29.3	109-197	.553	14-57	.246	21-45	.467	56-135-191	5.8	73-2	66	77	33	15	253	7.7
2023-24	31-0	236/7.6	30-45	.667	3-9	.333	6-9	.667	6-44-50	1.6	32-0	9	12	19	6	69	2.2
TOTAL	141-65	2491/17.7	275-475	.579	34-115	.296	55-109	.505	126-344-470	3.3	197-2	142	151	121	45	639	4.5

*AT MISSOURI; ^AT SANTA CLARA

KJ ADAMS JR.

Junior • F • 6-7 • 235 • Austin, Texas • Westlake HS • Twitter: @kj_atx • IG: @kjadams

- All-Big 12 Honorable Mention (2024)
- 2022-23 Big 12 Most Improved Player and All-Big 12 Honorable Mention
- Started every game in 2022-23
- Had a solid freshman season where he played in 37 games with one start in Kansas' 2022 NCAA National Championship season.
- Was named to the 2022 Big 12 All-Freshman Team by the conference coaches
- A solid defender used in lock down situations, including the final 4.3 second of the NCAA title game against North Carolina
- Had a solid prep career at Westlake High School going 63-4 in his final two seasons
- Parents (football and basketball) and sister (volleyball) all played NCAA Division I sports
- Played club lacrosse growing up

CAREER HONORS

All-Big 12 Honorable Mention [2024]
Academic All-Big 12 First Team [2023]
Big 12 Most Improved Player [2023]
All-Big 12 Honorable Mention [2023]
Big 12 Player of the Week (1.16.2023)
Big 12 All-Freshman Team [2022]

MISCELLANEOUS

	FR.	SO.	JR.	CAREER
Double-Doubles	-	-	2	2
10+ Points	-	20	23	43
20+ Points	-	1	-	1
5+ Rebounds	-	15	13	28
10+ Rebounds	-	-	3	3
2+ Assists	1	21	27	49
2+ 3PT Field Goals	-	-	-	-
2+ Steals	-	7	12	19
2+ Blocks	2	6	4	12
Led Team in Pts.	-	1	2	3
Led Team in Rebs.	-	3	2	5
Led Team in Assists	-	2	3	5
Led Team in Blocks	-	14	6	20
Led Team in Steals	1	3	7	11

ADAMS CAREER HIGHS

Points	22	vs. Oklahoma (1.10.23)
Field Goals	9	at Missouri (12.10.23)
Field Goal Att.	14	vs. Oklahoma (1.13.24)
3PT Field Goals	-	
3PT Field Goal Att.	1	7x, last at Texas Tech (2.12.24)
Free Throws	7	2x, last at Iowa State (1.27.24)
Free Throw Att.	10	3x, last at Iowa State (1.27.24)
Rebounds	11	vs. Wichita State (12.30.23)
Assists	7	vs. Houston (2.3.24)
Blocks	3	vs. Southern Utah (11.18.22)
Steals	4	3x, last at Kansas State (2.5.24)
Minutes	43	at Kansas State (2.5.24)

2023-24 GAME-BY-GAME

OPPONENT (Date)	MP	FG-A	PCT	3PT-A	PCT	FT-A	PCT	O-D-T	PF	A	TO	BLK	ST	TP
*NORTH CAROLINA CENTRAL (11.6)	22:49	6-8	.750	0-0	---	0-0	---	0-5-5	1	2	1	0	1	12
*MANHATTAN COLLEGE (11.10)	20:47	7-8	.875	0-0	---	0-0	---	3-2-5	1	1	2	2	1	14
*vs. Kentucky (11.14)	27:26	8-11	.727	0-1	.000	0-3	.000	1-3-4	5	3	0	1	2	16
vs. Chaminade (11.20)	26:08	4-5	.800	0-0	---	0-2	.000	0-1-1	2	4	1	0	1	8
*vs. Marquette (11.21)	32:38	1-4	.250	0-0	---	1-2	.500	1-1-2	2	3	2	0	0	3
*vs. Tennessee (11.22)	33:08	6-9	.667	0-0	---	1-6	.167	1-3-4	3	2	2	0	1	13
*EASTERN ILLINOIS (11.28)	31:50	4-4	1.000	0-0	---	2-3	.667	0-3-3	2	3	2	2	2	10
*UCONN (12.1)	38:30	6-10	.600	0-0	---	6-9	.667	0-5-5	1	2	0	2	1	18
*KANSAS CITY (12.5)	32:55	6-9	.667	0-0	---	6-10	.600	2-5-7	4	6	0	0	4	18
*MISSOURI (12.9)	37:12	7-13	.538	0-0	---	3-4	.750	1-1-2	1	5	5	1	0	17
*at Indiana (12.18)	35:51	6-12	.500	0-0	---	2-3	.667	4-0-4	3	3	3	1	1	14
*YALE (12.22)	35:59	2-8	.250	0-0	---	2-2	1.000	2-0-2	2	4	2	1	2	6
*vs. Wichita State (12.30)	31:37	4-8	.500	0-0	---	1-2	.500	3-8-11	1	5	1	0	0	9
*TCU (1.6)	37:28	7-8	.875	0-0	---	4-5	.800	6-4-10	3	1	2	0	2	18
*at UCF (1.10)	38:02	5-7	.714	0-1	.000	0-1	.000	2-5-7	2	3	4	1	0	10
*OKLAHOMA (1.13)	40:00	5-14	.357	0-0	---	5-5	1.000	3-7-10	2	3	0	1	1	15
*at Oklahoma State (1.16)	34:18	8-10	.800	0-0	---	0-0	---	1-3-4	3	5	2	1	0	16
*at West Virginia (1.20)	38:27	4-6	.667	0-0	---	3-5	.600	1-3-4	2	3	2	0	0	11
*CINCINNATI (1.22)	34:40	5-8	.625	0-0	---	1-2	.500	1-2-3	3	2	3	0	1	11
*at Iowa State (1.27)	26:59	3-6	.500	0-0	---	7-10	.700	2-3-5	5	3	2	0	0	13
*OKLAHOMA STATE (1.30)	30:58	7-7	1.000	0-0	---	2-2	1.000	0-2-2	2	6	2	1	2	16
*HOUSTON (2.3)	36:26	4-5	.800	0-0	---	2-4	.500	0-4-4	2	7	4	1	1	10
*at Kansas State (2.5)	43:22	6-12	.500	0-0	---	1-1	1.000	0-2-2	5	4	1	0	4	13
*BAYLOR (2.10)	36:19	6-7	.857	0-0	---	1-2	.500	1-3-4	2	2	1	0	3	13
*at Texas Tech (2.12)	36:21	1-10	.100	0-1	.000	3-4	.750	1-2-3	1	3	0	0	0	5
*at Oklahoma (2.17)	32:42	3-6	.500	0-0	.000	3-6	.500	2-2-4	2	2	2	0	2	9
*TEXAS (2.24)	32:22	8-12	.667	0-0	.000	0-1	.000	3-5-8	0	2	4	0	0	16
*BYU (2.27)	33:47	5-13	.385	0-0	---	1-2	.500	2-3-5	4	2	1	2	2	11
*at Baylor (3.2)	35:24	3-3	1.000	0-0	---	0-0	---	0-1-1	4	4	0	0	0	6
KANSAS STATE (3.5)	31:10	5-10	.500	0-0	---	6-6	1.000	1-4-5	4	1	1	0	2	16
*at Houston (3.9)	27:30	2-4	.500	0-0	---	5-8	.625	1-4-5	1	0	1	1	2	9

* Starter

CAREER STATS

SEASON	GP-GS	MIN/AVG	FG-FGA	PCT	3FG-3FGA	PCT	FT-FTA	PCT	O-D-T	AVG	PF-FO	AST	TO	BLK	STL	PTS	AVG
2021-22	37-1	176/4.9	13-25	.520	0-1	.000	12-20	.600	20-10-30	0.8	20-0	10	7	8	2	38	1.1
2022-23	36-36	985/27.3	156-251	.620	0-3	.000	68-112	.610	74-82-156	4.3	106-3	70	55	29	27	380	10.6
2023-24	31-29	1031/33.3	154-257	.599	0-3	.000	68-110	.618	45-96-141	4.5	75-3	96	53	18	38	376	12.1
TOTAL	104-66	2187/21.0	323-533	.606	0-7	.000	148-242	.612	139-188-327	3.1	201-6	176	115	55	67	794	7.6



CAREER HONORS

- NABC All-District 10 First Team [2023]
- Colonial Athletic Association All-Tournament Team [2023]
- All-Colonial Athletic Association First Team [2023]
- All-Colonial Athletic Association First Team [2022]
- CAA Commissioner’s Academic Honor Roll [2022]
- Las Vegas Invitational All-Tournament Team [2021]
- Colonial Athletic Association Sixth Man of the Year [2020]

MISCELLANEOUS

	FR	RS-FR	SO	JR	SR	GR-SR	CAREER
10+ Points	3	6	12	21	15	6	63
20+ Points	-	-	1	6	12	-	19
5+ Rebounds	1	11	7	11	14	4	48
3+ Assists	2	1	1	9	13	-	26
3+ 3PT Field Goals	1	1	5	10	16	3	36
2+ Steals	3	5	4	9	7	3	31
2+ Blocks	-	1	-	-	1	-	2
Led Team in Pts.	-	-	-	-	-	1	1
Led Team in Rebs.	-	-	-	-	-	-	-
Led Team in Assists	-	-	-	-	-	-	-
Led Team in Blocks	-	-	-	-	-	1	1
Led Team in Steals	-	-	-	-	-	1	1

TIMBERLAKE CAREER HIGHS

Points	34	at Col. of Charleston (2.23.23)
Field Goals	12	at Hofstra (2.2.23)
Field Goal Att.	21	at Hofstra (2.2.23)
3PT Field Goals	7	3x, last vs. Delaware (2.16.23)
3PT Field Goal Att.	12	vs. Col. of Charleston (3.6.23)
Free Throws	10	at UNCW (2.25.23)
Free Throw Att.	10	at UNCW (2.25.23)
Rebounds	11	vs. LIU (12.2.21)
Assists	7	vs. William & Mary (2.10.22)
Blocks	2	at Pennsylvania (11.13.22) vs. Northeastern (3.8.20)
Steals	4	Albany (11.7.22)
Minutes	43	at Drexel (2.11.23)

NICOLAS TIMBERLAKE

GR-Senior • G • 6-4 • 195 • Braintree, Mass. • Kimball Union Academy • Twitter: @NickJTimberlake • IG: @timberlake25

- A transfer from Towson who entered the transfer portal following the 2022-23 season
- A two-time All-Colonial Athletics Association (CAA) First Team selection in 2022 and 2023
- Is Towson’s all-time leader in three-point field goals made with 233 and three pointers attempted with 614
- Came to Kansas with career totals of 1,522 points (12.5 ppg), 470 rebounds (3.9 rpg), 193 assists (1.6) and 100 steals (2.5).
- Prior to Towson, Timberlake played the 2017-18 season at Kimball Union Academy prep school in New Hampshire
- Graduated from Braintree High School in 2017.
- Father, Jeff, played basketball at Boston University (1985-86 to 1988-89) and was inducted into the BU Athletics Hall of Fame in 1999
- Graduated from Towson with a bachelor’s degree in sport management with a minor in business in May 2023

2023-24 GAME-BY-GAME

OPPONENT (Date)	MP	FG-A	PCT	3PT-A	PCT	FT-A	PCT	O-D-T	PF	A	TO	BLK	ST	TP
NORTH CAROLINA CENTRAL (11.6)	20:22	4-5	.800	3-4	.750	2-2	1.000	0-0-0	0	1	1	0	0	13
MANHATTAN COLLEGE (11.10)	18:46	1-4	.250	0-3	.000	0-0	---	0-5-5	3	0	3	0	0	2
vs. Kentucky (11.14)	13:37	0-4	.000	0-2	.000	0-0	---	0-2-2	2	0	0	0	0	0
vs. Chaminade (11.20)	11:00	1-5	.200	0-3	.000	0-0	---	0-0-0	0	1	0	0	0	2
vs. Marquette (11.21)	11:49	1-5	.200	1-3	.333	2-4	.500	0-2-2	0	0	0	0	1	5
vs. Tennessee (11.22)	03:05	1-1	1.000	0-0	---	0-0	---	0-0-0	0	0	1	0	0	2
EASTERN ILLINOIS (11.28)	11:26	2-4	.500	1-2	.500	0-0	---	0-3-3	2	2	0	1	0	5
UConn (12.1)	02:02	0-0	---	0-0	---	0-0	---	0-0-0	0	1	0	0	0	0
KANSAS CITY (12.5)	16:43	1-5	.200	1-5	.200	0-0	---	0-2-2	2	0	0	0	1	3
MISSOURI (12.9)	05:43	1-3	.333	1-2	.500	0-0	---	1-0-1	1	0	1	0	0	3
at Indiana (12.18)	06:18	0-2	.000	0-2	.000	0-1	.000	0-1-1	1	1	0	0	0	0
YALE (12.22)	29:39	5-10	.500	3-7	.429	0-0	---	1-2-3	2	1	0	0	2	13
vs. Wichita State (12.30)	06:51	0-5	.000	0-4	.000	0-0	---	0-1-1	3	0	0	0	1	0
TCU (1.6)	11:04	2-3	.667	1-2	.500	0-0	---	0-1-1	0	1	1	0	1	5
at UCF (1.10)	09:56	2-3	.667	0-1	.000	1-2	.500	0-0-0	2	0	1	0	0	5
OKLAHOMA (1.13)	03:28	0-0	---	0-0	---	0-0	---	0-0-0	0	0	0	0	0	0
at Oklahoma State (1.16)	08:42	1-2	.500	0-0	---	0-0	---	0-2-2	1	0	0	0	2	2
at West Virginia (1.20)	13:47	4-7	.571	2-5	.400	2-2	1.000	0-1-1	1	1	0	0	1	12
CINCINNATI (1.22)	01:57	0-1	.000	0-1	.000	0-0	---	0-0-0	1	0	0	0	0	0
at Iowa State (1.27)	07:30	0-3	.000	0-1	.000	0-0	---	0-1-1	0	0	0	0	0	0
OKLAHOMA STATE (1.30)	24:25	2-8	.250	1-5	.200	2-2	1.000	0-6-6	1	2	1	0	2	7
HOUSTON (2.3)	02:54	0-1	.000	0-1	.000	0-0	---	0-1-1	0	0	1	0	0	0
at Kansas State (2.5)	06:02	0-0	---	0-0	---	0-0	---	0-2-2	0	0	0	0	0	0
*BAYLOR (2.10)	30:44	3-8	.375	2-7	.286	0-1	.000	0-2-2	2	0	2	1	1	8
*at Texas Tech (2.12)	29:25	5-7	.714	2-4	.500	1-1	1.000	0-3-3	3	0	3	0	0	13
at Oklahoma (2.17)	10:07	0-1	.000	0-1	.000	0-0	---	0-0-0	3	1	0	0	0	0
*TEXAS (2.24)	33:17	3-6	.500	1-3	.333	6-8	.750	0-3-3	1	2	1	0	1	13
*BYU (2.27)	32:34	1-9	.111	1-6	.167	6-6	1.000	0-5-5	1	1	1	0	1	9
at Baylor (3.2)	07:19	0-1	.000	0-1	.000	0-0	---	0-1-1	0	0	0	0	0	0
*KANSAS STATE (3.5)	23:14	6-7	.857	4-5	.800	2-2	1.000	0-1-1	2	1	0	0	0	18
at Houston (3.9)	22:53	1-4	.250	0-3	.000	2-2	1.000	0-5-5	2	1	2	0	1	4

^ Starter

CAREER STATS

SEASON	GP-GS	MIN/AVG	FG-FGA	PCT	3FG-3FGA	PCT	FT-FTA	PCT	O-D-T	AVG	PF-FO	AST	TO	BLK	STL	PTS	AVG
2018-19*	9-5	181/20.1	23-58	.397	5-21	.238	7-13	.538	8-17-25	2.8	17-1	12	9	0	8	58	6.4
2019-20*	28-0	555/19.8	60-163	.368	27-82	.329	25-38	.658	23-74-97	3.5	45-0	24	24	5	19	172	6.1
2020-21*	18-18	536/29.8	71-199	.357	31-98	.316	44-54	.815	15-55-70	3.9	32-0	14	30	4	12	217	12.1
2021-22*	34-34	1128/33.2	166-379	.438	78-192	.406	81-101	.802	17-131-148	4.4	60-0	64	60	7	28	491	14.4
2022-23*	33-33	1177/35.7	197-433	.455	92-221	.416	98-116	.845	17-113-130	3.9	68-0	79	78	12	33	584	17.7
2023-24	31-5	435/14.0	47-124	.379	24-83	.289	26-33	.788	2-52-54	1.7	36-0	17	19	2	15	144	4.6
TOTAL	153-95	4008/26.2	564-1356	.416	257-697	.369	281-355	.792	82-442-524	3.4	258-1	210	220	30	115	1666	10.9

*AT TOWSON



JUSTIN CROSS

Junior • F • 6-8 • 200 • Oak Park, Ill. • Oak Park River Forest HS • Twitter: @JCross_4 • IG: @justin.cross4

- An invited walk-on who played junior college basketball at John A. Logan College in Carterville, Illinois
- Started three of 35 games played and averaged 2.8 points, 4.4 rebounds and 1.4 blocked shots per game his sophomore season
- John A. Logan College won the 2023 NJCAA D1 National Championship, boasting a 33-2 record
- Averaged 12 minutes, 3.3 points and 3.0 rebounds in the Vols four victories in the NJCAA Tournament
- Had a career-high 10 points versus Lake Land College (2/25), going 4-for-5 from the field
- Played high school at Oak Park River Forest HS in Oak Park, Illinois
- Father, Gene, played college basketball at Illinois (1990-94) and coached at UIC, DePaul, Virginia and Notre Dame as an assistant and was head coach at Toledo from 2008-10



CHRIS CARTER

RS-Freshman • G • 6-4 • 190 • Indio, Calif. • Shadow Hills HS • IG: @chr2

- Made is Kansas debut playing the final 1:02 at Texas Tech (2/12/24)
- An invited walk-on who was a redshirt at Cal State Northridge in 2022-23 and entered the transfer portal in May 2023
- Will provide depth at both guard positions
- Played AAU basketball for Elev8Elite
- Played three seasons at Shadow Hills High School in Indio, Calif.
- Earned several awards including Desert Empire League MVP in 2022 and first-team all-league twice
- Helped his team win the CIF-SS Division 3 title in 2020 while his team won the league championship in 2020 and 2022
- Also was a high jumper on the track & field team as a junior and senior
- Won the Desert League High Jump championship in 2021 before finishing as runner-up in 2022



ZACH CLEMENCE

Junior • F • 6-11 • 230 • San Antonio, Texas • Sunrise Christian Academy (Kan.) • Twitter: @BIGZTEXAS • IG: @zachary_clemence

- Plans to redshirt the 2023-24 season
- Had a solid freshman season where he appeared in 24 games in Kansas' 2022 NCAA National Championship season.
- A great shooter and being 6-foot-10, can play multiple positions and be a tough matchup
- Played his junior and senior seasons at Sunrise Academy in Bel Aire, Kansas, which is near Wichita
- Was ranked No. 34 by ESPN100, No. 35 by Rivals.com and No. 40 by 247Sports.com following his senior high school season.
- Grew up on a ranch before moving away to play prep basketball
- Attended Bill Self Basketball Camp and one of his counselors was 2021-22 super-senior Mitch Lightfoot



CHARLIE MCCARTHY

RS-Sophomore • G • 6-2 • 195 • Rancho Mirage, Calif. • Shadow Hills HS • IG: @chmac13

- A member of Kansas' 2022 NCAA National Championship team.
- Comes from a KU family as both parents are two of 23 family members who have graduated from KU with many still residing in the Lawrence, Kansas City and Salina, Kansas, areas.
- Averaged 12.0 points, 8.0 rebounds, 5.0 assists and 1.5 steals per game in 2020-21 at Shawdow Hills HS in Indio, Calif.
- Averaged 11.5 points per game his junior year at Palm Desert HS in Palm Desert, Calif., where his team advanced to state.
- Earned all-league honors his junior and senior seasons.
- His father, Kent, played baseball at KU.
- Has an older sister, Annie, who attends KU, and a younger sister, Molly, who is a freshman on the KU volleyball team.
- Great grandfather was Howard Engleman, who played basketball at KU for coach Phog Allen and had his KU jersey retired in 2003.
- As a youth, attended numerous Kansas Bill Self Basketball Camps.

2023-24 OVERALL STATS

Game Records

Record	Overall	Home	Away	Neutral
ALL GAMES	22-9	15-1	3-7	4-1
CONFERENCE	10-8	8-1	2-7	0-0
NON-CONFERENCE	12-1	7-0	1-0	4-1

Score by Periods

Team	1st	2nd	OT	TOT
Kansas	1176	1174	6	2356
Opponents	1000	1115	11	2126

Team Box Score

No.	Player				Total		3-Point		F-Throw		Rebounds											
		GP-GS	MIN	AVG	FG-FGA	FG%	3FG-3FGA	3FG%	FT-FTA	FT%	OFF	DEF	TOT	AVG	PF	DQ	A	TO	BLK	STL	PTS	AVG
15	MCCULLAR JR., Kevin	26-26	889:58	34.2	159-350	.454	39-117	.333	120-149	.805	20	136	156	6.0	50	0	107	66	10	39	477	18.3
1	DICKINSON, Hunter	31-31	998:12	32.2	235-427	.550	21-60	.350	66-103	.641	82	254	336	10.8	69	1	67	57	43	29	557	18.0
24	ADAMS, JR., KJ	31-29	1033:04	33.3	154-257	.599	0-3	.000	68-110	.618	45	96	141	4.5	75	3	96	53	18	38	376	12.1
10	FURPHY, Johnny	30-16	696:13	23.2	87-177	.492	40-110	.364	57-74	.770	33	106	139	4.6	65	0	29	20	8	26	271	9.0
3	HARRIS JR., Dajuan	31-31	1101:42	35.5	98-224	.438	25-65	.385	37-48	.771	7	50	57	1.8	46	0	198	69	11	48	258	8.3
25	TIMBERLAKE, Nicolas	31-5	436:40	14.1	47-124	.379	24-83	.289	26-33	.788	2	52	54	1.7	36	0	17	19	2	15	144	4.6
13	JACKSON, Elmarko	31-16	560:25	18.1	44-105	.419	12-38	.316	28-35	.800	8	27	35	1.1	62	1	53	43	4	22	128	4.1
23	BRAUN, Parker	31-0	238:02	7.7	30-45	.667	3-9	.333	6-9	.667	6	44	50	1.6	32	0	9	12	19	6	69	2.2
20	JANKOVICH, Michael	9-1	34:21	3.8	6-12	.500	5-11	.455	1-2	.500	2	1	3	0.3	3	0	0	1	0	0	18	2.0
11	MCDOWELL, Jamari	28-0	189:31	6.8	12-43	.279	8-27	.296	15-17	.882	14	18	32	1.1	13	0	12	7	2	6	47	1.7
12	EVERS, Wilder	6-0	16:45	2.8	3-6	.500	0-2	.000	0-0	.000	0	3	3	0.5	1	0	1	0	0	0	6	1.0
22	WILHITE, Dillon	7-0	19:18	2.8	1-3	.333	0-0	.000	1-4	.250	1	1	2	0.3	4	0	0	3	0	0	3	0.4
14	CASSIDY, Patrick	5-0	09:47	2.0	1-4	.250	0-2	.000	0-0	.000	1	1	2	0.4	1	0	0	0	0	0	2	0.4
5	CARTER, Chris	1-0	01:02	1.0	0-0	.000	0-0	.000	0-0	.000	0	0	0	0.0	0	0	0	0	0	0	0	0.0
Team											28	75	103					9				
Total		31	6225		877-1777	.494	177-527	.336	425-584	.728	249	864	1113	35.9	457	5	589	359	117	229	2356	76.0
Opponents		31	6225		749-1851	.405	256-771	.332	372-532	.699	300	725	1025	33.1	507	8	386	368	84	216	2126	68.6

Team Statistics

	KU	OPP
Scoring	2356	2126
Points per game	76.0	68.6
Scoring margin	+7.4	-
Field goals-att	877-1777	749-1851
Field goal pct	.494	.405
3 point fg-att	177-527	256-771
3-point FG pct	.336	.332
3-pt FG made per game	5.7	8.3
Free throws-att	425-584	372-532
Free throw pct	.728	.699
F-Throws made per game	13.7	12.0
Rebounds	1113	1025
Rebounds per game	35.9	33.1
Rebounding margin	+2.8	-
Assists	589	386
Assists per game	19.0	12.5
Turnovers	359	368
Turnovers per game	11.6	11.9
Turnover margin	+0.3	-
Assist/turnover ratio	1.6	1.0
Steals	229	216
Steals per game	7.4	7.0
Blocks	117	84
Blocks per game	3.8	2.7
Winning streak	0	-
Home win streak	1	-
Attendance	260800	114585
Home games-Avg/Game	16-16300	10-11459
Neutral site-Avg/Game	-	5-10568

Team Results

Date	Opponent		Score	Att.
11/06/2023	N.C. Central	W	99-56	16300
11/10/2023	Manhattan	W	99-61	16300
11/14/2023	vs Kentucky	W	89-84	18780
11/20/2023	vs Chaminade	W	83-56	4936
11/21/2023	vs Marquette	L	59-73	5257
11/22/2023	vs Tennessee	W	69-60	5164
11/28/2023	Eastern Ill.	W	71-63	16300
12/01/2023	UConn	W	69-65	16300
12/05/2023	Kansas City	W	88-69	16300
12/09/2023	Missouri	W	73-64	16300
12/16/2023	at Indiana	W	75-71	17222
12/22/2023	Yale	W	75-60	16300
12/30/2023	vs Wichita St.	W	86-67	18702
01/06/2024	TCU	W	83-81	16300
01/10/2024	at UCF	L	60-65	9469
01/13/2024	Oklahoma	W	78-66	16300
01/16/2024	at Oklahoma St.	W	90-66	8570
01/20/2024	at West Virginia	L	85-91	12208
01/22/2024	Cincinnati	W	74-69	16300
01/27/2024	at Iowa St.	L	75-79	14267
01/30/2024	Oklahoma St.	W	83-54	16300
02/03/2024	Houston	W	78-65	16300
02/05/2024	at Kansas St.	Lot	70-75	11010
02/10/2024	Baylor	W	64-61	16300
02/12/2024	at Texas Tech	L	50-79	15098
02/17/2024	at Oklahoma	W	67-57	11308
02/24/2024	Texas	W	86-67	16300
02/27/2024	BYU	L	68-76	16300
03/02/2024	at Baylor	L	74-82	7500
03/05/2024	Kansas St.	W	90-68	16300
03/09/2024	at Houston	L	46-76	7933

2023-24 CONFERENCE STATS

Game Records

Record	Overall	Home	Away	Neutral
ALL GAMES	10-8	8-1	2-7	0-0
CONFERENCE	10-8	8-1	2-7	0-0
NON-CONFERENCE	0-0	0-0	0-0	0-0

Score by Periods

Team	1st	2nd	OT	TOT
Kansas	662	653	6	1321
Opponents	600	666	11	1277

Team Box Score

No.	Player				Total		3-Point		F-Throw		Rebounds											
		GP-GS	MIN	AVG	FG-FGA	FG%	3FG-3FGA	3FG%	FT-FTA	FT%	OFF	DEF	TOT	AVG	PF	DQ	A	TO	BLK	STL	PTS	AVG
1	DICKINSON, Hunter	18-18	581:51	32.3	134-260	.515	8-35	.229	40-67	.597	47	126	173	9.6	50	1	42	34	26	12	316	17.6
15	MCCULLAR JR., Kevin	13-13	444:50	34.2	74-178	.416	19-64	.297	45-61	.738	10	56	66	5.1	27	0	47	34	1	18	212	16.3
24	ADAMS, JR., KJ	18-17	626:15	34.8	87-148	.588	0-2	.000	44-64	.688	27	59	86	4.8	47	2	53	32	8	22	218	12.1
10	FURPHY, Johnny	18-15	536:46	29.8	64-129	.496	27-74	.365	51-65	.785	25	84	109	6.1	44	0	26	14	6	20	206	11.4
3	HARRIS JR., Dajuan	18-18	645:47	35.9	66-148	.446	10-35	.286	27-33	.818	5	24	29	1.6	23	0	108	36	5	31	169	9.4
25	TIMBERLAKE, Nicolas	18-5	279:18	15.5	30-71	.423	14-46	.304	22-26	.846	0	34	34	1.9	20	0	10	13	1	10	96	5.3
13	JACKSON, Elmarko	18-3	256:39	14.3	19-38	.500	4-11	.364	5-10	.500	3	12	15	0.8	34	1	15	20	1	10	47	2.6
23	BRAUN, Parker	18-0	127:12	7.1	10-19	.526	2-5	.400	4-5	.800	3	24	27	1.5	19	0	4	7	8	3	26	1.4
20	JANKOVICH, Michael	6-1	17:23	2.9	2-6	.333	2-6	.333	1-2	.500	0	0	0	0.0	3	0	0	0	0	0	7	1.2
11	MCDOWELL, Jamari	16-0	86:00	5.4	5-16	.313	3-10	.300	5-5	1.000	5	6	11	0.7	7	0	4	5	1	3	18	1.1
12	EVERS, Wilder	4-0	07:46	1.9	2-4	.500	0-1	.000	0-0	.000	0	2	2	0.5	0	0	0	0	0	0	4	1.0
14	CASSIDY, Patrick	3-0	03:35	1.2	1-1	1.000	0-0	.000	0-0	.000	1	1	2	0.7	0	0	0	0	0	0	2	0.7
5	CARTER, Chris	1-0	01:02	1.0	0-0	.000	0-0	.000	0-0	.000	0	0	0	0.0	0	0	0	0	0	0	0	0.0
22	WILHITE, Dillon	4-0	10:35	2.6	0-0	.000	0-0	.000	0-0	.000	0	0	0	0.0	1	0	0	0	0	0	0	0.0
Team											11	42	53					6				
Total		18	3625		494-1018	.485	89-289	.308	244-338	.722	137	470	607	33.7	275	4	309	201	57	129	1321	73.4
Opponents		18	3625		437-1036	.422	156-440	.355	247-348	.710	168	428	596	33.1	289	3	240	208	47	124	1277	70.9

Team Statistics

	KU	OPP
Scoring	1321	1277
Points per game	73.4	70.9
Scoring margin	+2.4	-
Field goals-att	494-1018	437-1036
Field goal pct	.485	.422
3 point fg-att	89-289	156-440
3-point FG pct	.308	.355
3-pt FG made per game	4.9	8.7
Free throws-att	244-338	247-348
Free throw pct	.722	.710
F-Throws made per game	13.6	13.7
Rebounds	607	596
Rebounds per game	33.7	33.1
Rebounding margin	+0.6	-
Assists	309	240
Assists per game	17.2	13.3
Turnovers	201	208
Turnovers per game	11.2	11.6
Turnover margin	+0.4	-
Assist/turnover ratio	1.5	1.2
Steals	129	124
Steals per game	7.2	6.9
Blocks	57	47
Blocks per game	3.2	2.6
Winning streak	0	-
Home win streak	1	-
Attendance	146700	97363
Home games-Avg/Game	9-16300	9-10818
Neutral site-Avg/Game	-	0-0

Team Results

Date	Opponent		Score	Att.
01/06/2024	TCU	W	83-81	16300
01/10/2024	at UCF	L	60-65	9469
01/13/2024	Oklahoma	W	78-66	16300
01/16/2024	at Oklahoma St.	W	90-66	8570
01/20/2024	at West Virginia	L	85-91	12208
01/22/2024	Cincinnati	W	74-69	16300
01/27/2024	at Iowa St.	L	75-79	14267
01/30/2024	Oklahoma St.	W	83-54	16300
02/03/2024	Houston	W	78-65	16300
02/05/2024	at Kansas St.	Lot	70-75	11010
02/10/2024	Baylor	W	64-61	16300
02/12/2024	at Texas Tech	L	50-79	15098
02/17/2024	at Oklahoma	W	67-57	11308
02/24/2024	Texas	W	86-67	16300
02/27/2024	BYU	L	68-76	16300
03/02/2024	at Baylor	L	74-82	7500
03/05/2024	Kansas St.	W	90-68	16300
03/09/2024	at Houston	L	46-76	7933

KANSAS GAME-BY-GAME

				Total		3-Pointers		Free throws		Rebounds										
Opponent	Date	Score		FG-FGA	PCT	3FG-3FGA	PCT	FT-FTA	PCT	OFF	DEF	TOT	AVG	PF	A	TO	BLK	STL	PTS	AVG
N.C. Central	11/06/2023	99-56	W	39-56	.696	13-23	.565	8-10	.800	4	33	37	37.0	13	34	10	3	4	99	99.0
Manhattan	11/10/2023	99-61	W	38-67	.567	10-26	.385	13-16	.813	11	34	45	41.0	15	25	14	9	7	99	99.0
vs Kentucky	11/14/2023	89-84	W	28-59	.475	6-18	.333	27-36	.750	8	37	45	42.3	23	22	14	4	7	89	95.7
vs Chaminade	11/20/2023	83-56	W	36-60	.600	4-19	.211	7-11	.636	7	34	41	42.0	12	29	15	2	9	83	92.5
vs Marquette	11/21/2023	59-73	L	22-54	.407	6-17	.353	9-16	.563	10	24	34	40.4	12	17	18	2	7	59	85.8
vs Tennessee	11/22/2023	69-60	W	27-52	.519	4-12	.333	11-22	.500	5	40	45	41.2	9	18	15	3	5	69	83.0
Eastern Ill.	11/28/2023	71-63	W	28-56	.500	3-14	.214	12-18	.667	9	24	33	40.0	11	24	10	11	11	71	81.3
UConn	12/01/2023	69-65	W	23-46	.500	9-14	.643	14-20	.700	5	26	31	38.9	14	13	8	7	4	69	79.8
Kansas City	12/05/2023	88-69	W	33-61	.541	8-20	.400	14-19	.737	7	30	37	38.7	15	23	7	3	11	88	80.7
Missouri	12/09/2023	73-64	W	25-56	.446	3-10	.300	20-23	.870	13	29	42	39.0	16	16	16	4	6	73	79.9
at Indiana	12/16/2023	75-71	W	26-61	.426	6-18	.333	17-24	.708	9	27	36	38.7	15	18	11	4	9	75	79.5
Yale	12/22/2023	75-60	W	27-57	.474	9-20	.450	12-12	1.000	10	22	32	38.2	12	18	12	6	10	75	79.1
vs Wichita St.	12/30/2023	86-67	W	31-74	.419	7-27	.259	17-19	.895	14	34	48	38.9	15	23	8	2	10	86	79.6
TCU	01/06/2024	83-81	W	32-60	.533	5-14	.357	14-19	.737	16	24	40	39.0	14	18	18	2	5	83	79.9
at UCF	01/10/2024	60-65	L	24-47	.511	6-18	.333	6-11	.545	8	24	32	38.5	15	20	18	2	6	60	78.5
Oklahoma	01/13/2024	78-66	W	29-66	.439	3-15	.200	17-18	.944	10	28	38	38.5	14	17	2	7	7	78	78.5
at Oklahoma St.	01/16/2024	90-66	W	36-58	.621	5-13	.385	13-18	.722	6	27	33	38.2	17	21	11	7	7	90	79.2
at West Virginia	01/20/2024	85-91	L	32-60	.533	7-23	.304	14-18	.778	5	17	22	37.3	19	22	7	3	8	85	79.5
Cincinnati	01/22/2024	74-69	W	24-52	.462	6-14	.429	20-28	.714	6	23	29	36.8	17	17	11	1	12	74	79.2
at Iowa St.	01/27/2024	75-79	L	27-60	.450	7-20	.350	14-19	.737	11	29	40	37.0	17	18	12	1	5	75	79.0
Oklahoma St.	01/30/2024	83-54	W	34-59	.576	8-18	.444	7-9	.778	5	36	41	37.2	12	22	10	4	7	83	79.2
Houston	02/03/2024	78-65	W	31-45	.689	6-13	.462	10-15	.667	6	34	40	37.3	10	20	18	3	2	78	79.1
at Kansas St.	02/05/2024	70-75	Lot	28-68	.412	3-15	.200	11-16	.688	7	26	33	37.1	19	21	9	2	11	70	78.7
Baylor	02/10/2024	64-61	W	24-56	.429	5-21	.238	11-15	.733	4	21	25	36.6	14	11	8	2	17	64	78.1
at Texas Tech	02/12/2024	50-79	L	17-52	.327	3-16	.188	13-17	.765	4	22	26	36.2	14	11	9	3	4	50	77.0
at Oklahoma	02/17/2024	67-57	W	26-59	.441	6-19	.316	9-18	.500	9	31	40	36.3	17	17	11	0	6	67	76.6
Texas	02/24/2024	86-67	W	32-52	.615	3-8	.375	19-27	.704	8	26	34	36.3	9	17	14	3	7	86	77.0
BYU	02/27/2024	68-76	L	23-59	.390	3-15	.200	19-31	.613	10	30	40	36.4	18	14	11	3	5	68	76.6
at Baylor	03/02/2024	74-82	L	32-58	.552	4-13	.308	6-8	.750	7	16	23	35.9	18	18	8	5	5	74	76.6
Kansas St.	03/05/2024	90-68	W	28-62	.452	6-13	.462	28-31	.903	8	32	40	36.1	17	16	6	6	9	90	77.0
at Houston	03/09/2024	46-76	L	15-45	.333	3-21	.143	13-20	.650	7	24	31	35.9	14	9	18	3	6	46	76.0
Total		2356		877-1777	.494	177-527	.336	425-584	.728	249	864	1113	35.9	457	589	359	117	229	2356	76.0

OPPONENT GAME-BY-GAME

				Total		3-Pointers		Free throws		Rebounds											
Opponent	Date	Score		FG-FGA	PCT	3FG-3FGA	PCT	FT-FTA	PCT	OFF	DEF	TOT	AVG	PF	A	TO	BLK	STL	PTS	AVG	
N.C. Central	11/06/2023	99-56	W	20-57	.351	6-23	.261	10-18	.556	9	14	23	23.0	13	7	9	1	7	56	56.0	
Manhattan	11/10/2023	99-61	W	23-68	.338	8-26	.308	7-11	.636	12	20	32	27.5	16	10	18	1	5	61	58.5	
vs Kentucky	11/14/2023	89-84	W	25-76	.329	12-38	.316	22-30	.733	15	27	42	32.3	22	14	8	3	9	84	67.0	
vs Chaminade	11/20/2023	83-56	W	21-62	.339	6-31	.194	8-10	.800	8	18	26	30.8	16	10	13	1	10	56	64.3	
vs Marquette	11/21/2023	59-73	L	29-64	.453	6-25	.240	9-12	.750	12	24	36	31.8	14	13	12	4	11	73	66.0	
vs Tennessee	11/22/2023	69-60	W	22-71	.310	9-33	.273	7-8	.875	9	26	35	32.3	18	12	6	3	11	60	65.0	
Eastern Ill.	11/28/2023	71-63	W	23-59	.390	9-22	.409	8-10	.800	13	23	36	32.9	20	12	16	4	5	63	64.7	
UConn	12/01/2023	69-65	W	23-56	.411	11-28	.393	8-15	.533	10	22	32	32.8	18	9	8	4	3	65	64.8	
Kansas City	12/05/2023	88-69	W	26-65	.400	8-27	.296	9-13	.692	10	26	36	33.1	17	12	13	1	3	69	65.2	
Missouri	12/09/2023	73-64	W	24-58	.414	7-21	.333	9-13	.692	7	18	25	32.3	19	11	12	5	8	64	65.1	
at Indiana	12/16/2023	75-71	W	25-59	.424	6-16	.375	15-22	.682	10	28	38	32.8	21	10	14	2	6	71	65.6	
Yale	12/22/2023	75-60	W	23-54	.426	8-21	.381	6-8	.750	10	20	30	32.6	10	13	16	6	7	60	65.2	
vs Wichita St.	12/30/2023	86-67	W	28-66	.424	4-20	.200	7-14	.500	7	31	38	33.0	14	13	15	2	7	67	65.3	
TCU	01/06/2024	83-81	W	30-65	.462	8-21	.381	13-16	.813	11	17	28	32.6	17	17	9	3	16	81	66.4	
at UCF	01/10/2024	60-65	L	22-52	.423	7-20	.350	14-18	.778	9	19	28	32.3	13	12	13	7	8	65	66.3	
Oklahoma	01/13/2024	78-66	W	24-60	.400	6-20	.300	12-17	.706	11	28	39	32.8	16	8	11	3	0	66	66.3	
at Oklahoma St.	01/16/2024	90-66	W	21-53	.396	6-21	.286	18-24	.750	7	18	25	32.3	16	11	14	0	9	66	66.3	
at West Virginia	01/20/2024	85-91	L	29-56	.518	12-21	.571	21-25	.840	9	22	31	32.2	18	19	13	2	3	91	67.7	
Cincinnati	01/22/2024	74-69	W	24-61	.393	3-18	.167	18-23	.783	16	24	40	32.6	23	7	16	2	6	69	67.7	
at Iowa St.	01/27/2024	75-79	L	28-61	.459	14-30	.467	9-18	.500	10	24	34	32.7	17	18	11	5	8	79	68.3	
Oklahoma St.	01/30/2024	83-54	W	17-58	.293	8-29	.276	12-19	.632	9	21	30	32.6	14	8	10	1	6	54	67.6	
Houston	02/03/2024	78-65	W	25-69	.362	9-29	.310	6-10	.600	13	11	24	32.2	12	14	3	1	8	65	67.5	
at Kansas St.	02/05/2024	70-75	Lot	24-58	.414	9-26	.346	18-26	.692	9	34	43	32.7	14	15	16	4	6	75	67.8	
Baylor	02/10/2024	64-61	W	19-46	.413	8-26	.308	15-21	.714	10	32	42	33.0	15	12	21	2	5	61	67.5	
at Texas Tech	02/12/2024	50-79	L	27-55	.491	10-26	.385	15-22	.682	8	34	42	33.4	14	19	8	3	6	79	68.0	
at Oklahoma	02/17/2024	67-57	W	16-50	.320	8-23	.348	17-23	.739	5	24	29	33.2	16	10	11	2	4	57	67.6	
Texas	02/24/2024	86-67	W	26-62	.419	9-26	.346	6-10	.600	10	15	25	32.9	16	16	13	1	10	67	67.6	
BYU	02/27/2024	68-76	L	22-56	.393	13-34	.382	19-24	.792	6	31	37	33.1	24	11	7	2	8	76	67.9	
at Baylor	03/02/2024	74-82	L	30-54	.556	7-17	.412	15-20	.750	10	21	31	33.0	7	14	11	1	7	82	68.3	
Kansas St.	03/05/2024	90-68	W	25-56	.446	8-24	.333	10-21	.476	2	28	30	32.9	20	12	11	4	3	68	68.3	
at Houston	03/09/2024	46-76	L	28-64	.438	11-29	.379	9-11	.818	13	25	38	33.1	17	17	10	4	11	76	68.6	
Total		2126		749-1851	.405	256-771	.332	372-532	.699	300	725	1025	33.1	507	386	368	84	216	2126	68.6	

KANSAS VS. WEST VIRGINIA IN 2023-24

Game Records

Record	Overall	Home	Away	Neutral
ALL GAMES	0-1	0-0	0-1	0-0
CONFERENCE	0-1	0-0	0-1	0-0
NON-CONFERENCE	0-0	0-0	0-0	0-0

Score by Periods

Team	1st	2nd	OT	TOT
Kansas	51	34	0	85
Opponents	51	40	0	91

Team Box Score

No.	Player				Total		3-Point		F-Throw		Rebounds											
		GP-GS	MIN	AVG	FG-FGA	FG%	3FG-3FGA	3FG%	FT-FTA	FT%	OFF	DEF	TOT	AVG	PF	DQ	A	TO	BLK	STL	PTS	AVG
15	MCCULLAR JR., Kevin	1-1	32:20	32.3	10-14	.714	2-4	.500	2-3	.667	0	4	4	4.0	3	0	5	1	0	0	24	24.0
1	DICKINSON, Hunter	1-1	35:44	35.7	7-14	.500	0-2	.000	5-6	.833	2	3	5	5.0	2	0	5	4	2	2	19	19.0
10	FURPHY, Johnny	1-1	31:22	31.4	4-12	.333	3-9	.333	2-2	1.000	2	5	7	7.0	4	0	3	0	0	0	13	13.0
25	TIMBERLAKE, Nicolas	1-0	13:47	13.8	4-7	.571	2-5	.400	2-2	1.000	0	1	1	1.0	1	0	1	0	0	1	12	12.0
24	ADAMS, JR., KJ	1-1	38:27	38.5	4-6	.667	0-0	.000	3-5	.600	1	3	4	4.0	2	0	3	2	0	0	11	11.0
3	HARRIS JR., Dajuan	1-1	35:58	36.0	2-5	.400	0-2	.000	0-0	.000	0	0	0	0.0	3	0	5	0	1	5	4	4.0
13	JACKSON, Elmarko	1-0	08:16	8.3	1-2	.500	0-1	.000	0-0	.000	0	1	1	1.0	2	0	0	0	0	0	2	2.0
11	MCDOWELL, Jamari	1-0	00:04	0.1	0-0	.000	0-0	.000	0-0	.000	0	0	0	0.0	1	0	0	0	0	0	0	0.0
23	BRAUN, Parker	1-0	04:02	4.0	0-0	.000	0-0	.000	0-0	.000	0	0	0	0.0	1	0	0	0	0	0	0	0.0
Team																						
Total		1	200		32-60	.533	7-23	.304	14-18	.778	5	17	22	22.0	19	0	22	7	3	8	85	85.0
Opponents		1	200		29-56	.518	12-21	.571	21-25	.840	9	22	31	31.0	18	0	19	13	2	3	91	91.0

Team Statistics

	KU	OPP
Scoring	85	91
Points per game	85.0	91.0
Scoring margin	-6.0	-
Field goals-att	32-60	29-56
Field goal pct	.533	.518
3 point fg-att	7-23	12-21
3-point FG pct	.304	.571
3-pt FG made per game	7.0	12.0
Free throws-att	14-18	21-25
Free throw pct	.778	.840
F-Throws made per game	14.0	21.0
Rebounds	22	31
Rebounds per game	22.0	31.0
Rebounding margin	-9.0	-
Assists	22	19
Assists per game	22.0	19.0
Turnovers	7	13
Turnovers per game	7.0	13.0
Turnover margin	+6.0	-
Assist/turnover ratio	3.1	1.5
Steals	8	3
Steals per game	8.0	3.0
Blocks	3	2
Blocks per game	3.0	2.0
Winning streak	0	-
Home win streak	0	-
Attendance	0	12208
Home games-Avg/Game	0-0	1-12208
Neutral site-Avg/Game	-	0-0

Team Results

Date	Opponent		Score	Att.
01/20/2024	at West Virginia	L	85-91	12208

KANSAS VS. CINCINNATI IN 2023-24

Game Records

Record	Overall	Home	Away	Neutral
ALL GAMES	1-0	1-0	0-0	0-0
CONFERENCE	1-0	1-0	0-0	0-0
NON-CONFERENCE	0-0	0-0	0-0	0-0

Score by Periods

Team	1st	2nd	OT	TOT
Kansas	35	39	0	74
Opponents	35	34	0	69

Team Box Score

No.	Player				Total		3-Point		F-Throw		Rebounds													
		GP-GS	MIN	AVG	FG-FGA	FG%	3FG-3FGA	3FG%	FT-FTA	FT%	OFF	DEF	TOT	AVG	PF	DQ	A	TO	BLK	STL	PTS	AVG		
10	FURPHY, Johnny	1-1	36:36	36.6	7-8	.875	3-4	.750	6-9	.667	3	8	11	11.0	3	0	0	2	0	2	23	23.0		
15	MCCULLAR JR., Kevin	1-1	35:24	35.4	5-17	.294	2-6	.333	8-12	.667	1	4	5	5.0	1	0	5	1	0	3	20	20.0		
24	ADAMS, JR., KJ	1-1	34:40	34.7	5-8	.625	0-0	.000	1-2	.500	1	2	3	3.0	3	0	2	3	0	1	11	11.0		
1	DICKINSON, Hunter	1-1	29:40	29.7	4-7	.571	0-1	.000	2-2	1.000	1	5	6	6.0	4	0	1	0	1	1	10	10.0		
3	HARRIS JR., Dajuan	1-1	37:35	37.6	3-10	.300	1-2	.500	1-1	1.000	0	1	1	1.0	2	0	8	5	0	2	8	8.0		
13	JACKSON, Elmarko	1-0	12:37	12.6	0-0	.000	0-0	.000	2-2	1.000	0	1	1	1.0	2	0	0	0	0	2	2	2.0		
11	MCDOWELL, Jamari	1-0	01:39	1.7	0-0	.000	0-0	.000	0-0	.000	0	0	0	0.0	0	0	0	0	0	0	0	0.0		
23	BRAUN, Parker	1-0	09:52	9.9	0-1	.000	0-0	.000	0-0	.000	0	1	1	1.0	1	0	1	0	0	1	0	0.0		
25	TIMBERLAKE, Nicolas	1-0	01:57	1.9	0-1	.000	0-1	.000	0-0	.000	0	0	0	0.0	1	0	0	0	0	0	0	0.0		
Team												1	1											
Total		1	200		24-52	.462	6-14	.429	20-28	.714	6	23	29	29.0	17	0	17	11	1	12	74	74.0		
Opponents		1	200		24-61	.393	3-18	.167	18-23	.783	16	24	40	40.0	23	1	7	16	2	6	69	69.0		

Team Statistics

	KU	OPP
Scoring	74	69
Points per game	74.0	69.0
Scoring margin	+5.0	-
Field goals-att	24-52	24-61
Field goal pct	.462	.393
3 point fg-att	6-14	3-18
3-point FG pct	.429	.167
3-pt FG made per game	6.0	3.0
Free throws-att	20-28	18-23
Free throw pct	.714	.783
F-Throws made per game	20.0	18.0
Rebounds	29	40
Rebounds per game	29.0	40.0
Rebounding margin	-11.0	-
Assists	17	7
Assists per game	17.0	7.0
Turnovers	11	16
Turnovers per game	11.0	16.0
Turnover margin	+5.0	-
Assist/turnover ratio	1.5	0.4
Steals	12	6
Steals per game	12.0	6.0
Blocks	1	2
Blocks per game	1.0	2.0
Winning streak	1	-
Home win streak	1	-
Attendance	16300	0
Home games-Avg/Game	1-16300	0-0
Neutral site-Avg/Game	-	0-0

Team Results

Date	Opponent		Score	Att.
01/22/2024	Cincinnati	W	74-69	16300

INDIVIDUAL SUPERLATIVES

CATEGORY	KANSAS	OPPONENT
Points Scored	34 by Kevin McCullar Jr. vs. Yale (12.22.23)	31 by Tristen Newton of UConn (12.1.23)
Total Field Goals	15 by Hunter Dickinson vs. Chaminade (11.20.23)	12 by Darriion Williams of Texas Tech (2.12.24)
Total FGs Attempted	20 by Hunter Dickinson vs. TCU (1.6.24)	25 by Antonio Reeves of Kentucky (11.14.23)
Highest FG% (5 made)	100.0 (7-7) by KJ Adams Jr. vs. Oklahoma State (1.30.24)	100.0 (12-12) by Darriion Williams of Texas Tech (2.12.24)
Highest FG% (10 made)	83.3 (15-18) by Hunter Dickinson vs. Chaminade (11.20.23)	100.0 (12-12) by Darriion Williams of Texas Tech (2.12.24)
3-Point Field Goals	5 by Dajuan Harris Jr. vs. Kentucky (11.14.23)	6 (3x), last by LJ Cryer of Houston (2.3.24)
3-Point FGs Attempted	9 by Johnny Furphy at West Virginia (1.20.24)	17 by Antonio Reeves of Kentucky (11.14.23)
3-Point FG% (min. 3 made)	100.0 (3-3) by Hunter Dickinson vs. North Carolina Central (11.6.23)	100.0 (3x), last was 3-3 by Jayden Nunn of Baylor (3.2.24)
Free Throws	13 by Kevin McCullar Jr. at Indiana (12.16.23)	9 by Yves Missi of Baylor (2.10.24)
Free Throws Attempted	16 by Kevin McCullar Jr. at Indiana (12.16.23)	12 by Yves Missi of Baylor (2.10.24)
Free Throw % (min. 5 made)	100.0 (8x), last was 7-7 by McCullar and 6-6 by Adams vs. Kansas State (3.5.24)	100.0 (5x), last was 6-6 by Javian McCollum of Oklahoma (2.17.24)
Offensive Rebounds	8 by Hunter Dickinson vs. TCU (1.6.24)	7 by J'Wan Roberts of Houston (2.3.24)
Defensive Rebounds	19 by Hunter Dickinson vs. Chaminade (11.20.23)	12 by Ke'el Ware of Indiana (12.16.23)
Total Rebounds	21 by Hunter Dickinson vs. Kentucky (11.14.23)	15 by Ke'el Ware of Indiana (12.16.23)
Assists	10 (3x), last by Kevin McCullar Jr. vs. Chaminade (11.20.23)	10 by RayJ Dennis of Baylor (3.2.24)
Turnovers	7 by Kevin McCullar Jr. vs. Tennessee (11.22.23)	7 by Darius Johnson of UCF (1.10.24)
Blocked Shots	5 (2x), last by Hunter Dickinson vs. Kansas State (3.5.24)	4 by Danny Wolf of Yale (12.22.23)
Steals	6 by Johnny Furphy vs. Baylor (2.10.24)	6 by Avery Anderson III of TCU (1.6.24)
Minutes Played (including OT)	44 by Kevin McCullar Jr. at Kansas State (2.5.24)	45 by Tylor Perry of Kansas State (2.5.24)

TEAM SUPERLATIVES

KANSAS HIGH	KANSAS LOW	CATEGORY	OPPONENT HIGH	OPPONENT LOW
99 vs. Manhattan College (11.10.23)	46 at Houston (3.9.24)	Points	91 by West Virginia (1.20.24)	54 by Oklahoma State (1.30.24)
99 vs. North Carolina Central (11.6.23)				
59 (1st) vs. North Carolina Central (11.6.23)	21 (1st) at Houston (3.9.24)	Points/Half	51 (1st) by West Virginia (1.20.24)	18 (1st) by North Carolina Central (11.6.23)
6 at Kansas State (2.5.24)	-	Points/OT	11 by Kansas State (2.5.24)	-
39 vs. North Carolina Central (11.6.23)	15 at Houston (3.9.24)	Field Goals	30 (2x), last by Baylor (3.2.24)	16 by Oklahoma (2.17.24)
74 vs. Wichita State (12.30.23)	45 (2x), last Houston (3.9.24)	Field Goal Attempts	76 by Kentucky (11.14.23)	46 by Baylor (2.10.24)
69.6 (39-56) vs. North Carolina Central (11.6.23)	32.7 (17-52) at Texas Tech (2.12.24)	Field Goal Percentage	55.6 (30-54) by Baylor (3.2.24)	29.3 (17-58) by Oklahoma State (1.30.24)
13 vs. North Carolina Central (11.6.23)	3 (7x), last Houston (3.9.24)	3-Point Field Goals	14 by Iowa State (1.27.24)	3 by Cincinnati (1.22.24)
27 vs. Wichita State (12.30.23)	8 vs. Texas (2.24.24)	3-Point Field Goal Attempts	38 by Kentucky (11.14.23)	16 by Indiana (12.16.23)
64.3 (9-14) vs. UConn (12.1.23)	14.2 (3-21) at Houston (3.9.24)	3-Point Field Goal Percentage	57.1 (12-21) by West Virginia (1.20.24)	16.7 (3-18) by Cincinnati (1.22.24)
28 vs. Kansas State (3.5.24)	6 (2x), last at Baylor (3.2.24)	Free Throws Made	22 by Kentucky (11.14.23)	6 (3x), last by Texas (2.24.24)
36 vs. Kentucky (11.14.23)	8 at Baylor (3.2.24)	Free Throw Attempts	30 by Kentucky (11.14.23)	8 by Tennessee (11.22.23)
				8 by Yale (12.22.23)
100.0 (12-12) vs. Yale (12.22.23)	50.0 (2x), last was 9-18 at Oklahoma (2.17.24)	Free Throw Percentage	87.5 (7-8) by Tennessee (11.22.23)	47.6 (10-21) by Kansas State (3.5.24)
16 vs. TCU (1.6.24)	4 (3x), last at Texas Tech (2.12.24)	Offensive Rebounds	16 by Cincinnati (1.22.24)	2 by Kansas State (3.5.24)
40 vs. Tennessee (11.22.23)	16 at Baylor (3.2.24)	Defensive Rebounds	34 (2x), last by Texas Tech (2.12.24)	11 by Houston (2.3.24)
48 vs. Wichita State (12.30.23)	22 at West Virginia (1.20.24)	Rebounds	43 by Kansas State (2.5.24)	23 by North Carolina Central (11.6.23)
23 vs. Kentucky (11.14.23)	9 (2x), last vs. Texas (2.24.24)	Fouls	25 by BYU (2.27.24)	7 by Baylor (3.2.24)
2 at Kansas State (2.5.24)	1 vs. Kentucky (11.14.23)	DQs	2 by Eastern Illinois (11.28.23)	1 (4x), last by Houston (3.9.24)
34 vs. North Carolina Central (11.6.23)	9 at Houston (3.9.24)	Assists	19 (2x), last by Texas Tech (2.12.24)	7 (2x), last by Cincinnati (1.22.24)
18 (5x), last Houston (3.9.24)	2 vs. Oklahoma (1.13.24)	Turnovers	21 by Baylor (2.10.24)	3 by Houston (2.3.24)
11 vs. Eastern Illinois (11.28.23)	0 at Oklahoma (2.17.24)	Blocked Shots	7 by UCF (1.10.24)	0 by Oklahoma State (1.16.24)
17 vs. Baylor (2.10.24)	2 vs. Houston (2.3.24)	Steals	16 by TCU (1.6.24)	0 by Oklahoma (1.13.24)

2023-24 INDIVIDUAL LEADERS GAME-BY-GAME

OPPONENT	SCORE	W/L	POINTS	REBOUNDS	ASSISTS	STEALS	BLOCKED SHOTS
NORTH CAROLINA CENTRAL (11/6)	99-56	W	22-Kevin McCullar Jr.	8-Hunter Dickinson	10-Dajuan Harris	1-Adams, Dickinson, Harris, Furphy	2-Hunter Dickinson
MANHATTAN COLLEGE (11/10)	99-61	W	18-Hunter Dickinson	8-Hunter Dickinson	9-Elmarko Jackson	2-Kevin McCullar Jr.	3-Parker Braun
vs. Kentucky (11/14)	89-84	W	27-Hunter Dickinson	21-Hunter Dickinson	10-Kevin McCullar Jr.	3-Hunter Dickinson	1-Adams, Harris, McCullar, Braun
vs. Chaminade (11/20)	83-56	W	31-Hunter Dickinson	11-Dickinson, McCullar	10-Kevin McCullar Jr.	3-Kevin McCullar Jr.	2-Kevin McCullar Jr.
vs. Marquette (11/21)	59-73	L	24-Kevin McCullar Jr.	8-Dickinson, McCullar	3-Adams, McCullar, Dickinson, Harris, Jackson	2-Dickinson, Harris	1-Dickinson, McCullar
vs. Tennessee (11/22)	69-60	W	17-Hunter Dickinson	20-Hunter Dickinson	8-Dajuan Harris Jr.	2-Parker Braun	1-Braun, McDowell, Dickinson
EASTERN ILLINOIS (11/28)	71-63	W	25-Hunter Dickinson	13-Hunter Dickinson	9-Dajuan Harris Jr.	3-Elmarko Jackson	3-Hunter Dickinson
UCONN (12/1)	69-65	W	21-Kevin McCullar Jr.	9-Hunter Dickinson	6-Dajuan Harris Jr.	1-Adams, Harris, Jackson, McCullar	4-Hunter Dickinson
KANSAS CITY (12/5)	88-69	W	25-Kevin McCullar Jr.	12-Hunter Dickinson	7-Dajuan Harris Jr.	4-KJ Adams Jr.	1-Dickinson, Furphy, McCullar
MISSOURI (12/9)	73-64	W	17-McCullar, Adams	16-Hunter Dickinson	5-Harris, Adams	3-Kevin McCullar Jr.	2-Parker Braun
at Indiana (12/16)	75-71	W	21-Kevin McCullar Jr.	14-Hunter Dickinson	5-Dajuan Harris Jr.	3-Kevin McCullar Jr.	1-Adams, Dickinson, McCullar, Furphy
YALE (12/22)	75-60	W	34-Kevin McCullar Jr.	10-Hunter Dickinson	6-Dajuan Harris Jr.	4-Dajuan Harris Jr.	2-Hunter Dickinson
vs. Wichita State (12/30)	86-67	W	22-Hunter Dickinson	13-Hunter Dickinson	9-Dajuan Harris Jr.	3-Hunter Dickinson	1-Dickinson, Braun
TCU (1/6)*	83-81	W	30-Hunter Dickinson	11-Hunter Dickinson	8-Dajuan Harris Jr.	2-KJ Adams Jr.	1-Furphy, Braun
at UCF (1/10)*	60-65	L	16-Kevin McCullar Jr.	7-KJ Adams Jr.	8-Dajuan Harris Jr.	2-Hunter Dickinson	1-Braun, Adams
OKLAHOMA (1/13)*	78-66	W	24-Hunter Dickinson	14-Hunter Dickinson	8-Dajuan Harris Jr.	3-Dajuan Harris Jr.	5-Hunter Dickinson
at Oklahoma State (1/16)*	90-66	W	21-Hunter Dickinson	7-Dickinson, Furphy	8-Kevin McCullar Jr.	3-Dajuan Harris Jr.	2-Dickinson, Furphy, Braun
at West Virginia (1/20)*	85-91	L	24-Kevin McCullar Jr.	7-Johnny Furphy	5-Dickinson, Harris, McCullar	5-Dajuan Harris Jr.	2-Hunter Dickinson
CINCINNATI (1/22)*	74-69	W	23-Johnny Furphy	11-Johnny Furphy	8-Dajuan Harris Jr.	3-Kevin McCullar Jr.	1-Hunter Dickinson
at Iowa State (1/27)*	75-79	L	20-Hunter Dickinson	15-Hunter Dickinson	7-Dajuan Harris Jr.	2-Dajuan Harris Jr.	1-Dajuan Harris Jr.
OKLAHOMA STATE (1/30)*	83-54	W	16-Dickinson, Adams	11-Hunter Dickinson	7-Dajuan Harris Jr.	2-Timberlake, Adams	1-Adams, Dickinson, Furphy, McDowell
HOUSTON (2/3)*	78-65	W	20-Hunter Dickinson	8-Dickinson, Furphy	7-KJ Adams Jr.	1-Adams, McCullar	1-Adams, Dickinson, Harris
at Kansas State (2/5)*	70-75	L	21-Hunter Dickinson	12-Hunter Dickinson	8-Dajuan Harris Jr.	4-Adams, McCullar	1-Dickinson, Harris
BAYLOR (2/10)*	64-61	W	15-Hunter Dickinson	7-Hunter Dickinson	5-Dajuan Harris Jr.	6-Johnny Furphy	1-Dickinson, Timberlake
at Texas Tech (2/12)*	50-79	L	13-Timberlake, Furphy	7-Dickinson, Furphy	3-Harris, Dickinson, Adams	2-Elmarko Jackson	1-Harris, Furphy, Braun
at Oklahoma (2/17)*	67-57	W	20-Hunter Dickinson	16-Hunter Dickinson	7-Dajuan Harris Jr.	3-Johnny Furphy	-
TEXAS (2/24)*	86-67	W	20-Hunter Dickinson	8-Furphy, Adams	6-Dajuan Harris Jr.	2-Furphy, McDowell	2-Parker Braun
BYU (2/27)*	68-76	L	17-Hunter Dickinson	11-Hunter Dickinson	6-Dajuan Harris Jr.	2-KJ Adams Jr.	2-KJ Adams Jr.
at Baylor (3/2)*	74-82	L	20-Dickinson, McCullar	6-Hunter Dickinson	9-Dajuan Harris Jr.	3-Dajuan Harris Jr.	4-Hunter Dickinson
KANSAS STATE (3/5)*	90-68	W	19-Kevin McCullar Jr.	20-Hunter Dickinson	7-Dajuan Harris Jr.	3-Kevin McCullar Jr.	5-Hunter Dickinson
at Houston (3/9)*	46-76	L	11-Hunter Dickinson	6-Hunter Dickinson	4-Johnny Furphy	2-KJ Adams Jr.	1-Adams, Dickinson, Furphy

2023-24 LEAD/DEFICIT BREAKDOWN GAME-BY-GAME

Opponent	FIRST HALF SCORE			SECOND HALF SCORE			FINAL SCORE			LARGEST		TIMES	LEAD	TIME LED
	KU	OPP	MARGIN	KU	OPP	MARGIN	KU	OPP	MARGIN	LEAD	DEFICIT	TIED	CHANGES	MIN. (40 max)
NORTH CAROLINA CENTRAL (11/6)	59	18	+41	40	38	+2	99	56	+43	55	0	0	0	39:37
MANHATTAN COLLEGE (11/10)	44	19	+25	55	42	+13	99	61	+38	43	0	0	0	39:30
vs. Kentucky (11/14)	41	48	(7)	48	36	+12	89	84	+5	9	14	8	10	15:29
vs. Chaminade (11/20)	39	27	+12	44	29	+15	83	56	+27	27	0	0	0	39:42
vs. Marquette (11/21)	28	38	(10)	31	35	(4)	59	73	(14)	2	17	2	1	00:22
vs. Tennessee (11/22)	35	35	0	34	25	+9	69	60	+9	11	7	7	8	08:31
EASTERN ILLINOIS (11/28)	38	25	+13	33	38	(5)	71	63	+8	17	0	0	0	39:47
UCONN (12/1)	38	31	+7	31	34	(3)	69	65	+4	12	5	1	2	33:45
KANSAS CITY (12/5)	44	30	+14	44	39	+5	88	69	+19	22	2	1	1	37:49
MISSOURI (12/9)	41	29	+11	32	35	(3)	73	64	+9	18	9	1	2	24:30
at Indiana (12/16)	32	40	(8)	43	31	+12	75	71	+4	5	13	1	3	04:15
YALE (12/22)	32	33	(1)	43	27	+16	75	60	+15	18	11	3	9	15:00
vs. Wichita State (12/30)	43	27	+16	43	40	+3	86	67	+19	28	0	2	0	38:25
TCU (1/6)*	41	40	+1	42	41	+1	83	81	+2	6	5	11	26	24:09
at UCF (1/10)*	37	29	+8	23	36	(13)	60	65	(5)	16	7	3	4	21:59
OKLAHOMA (1/13)*	38	37	+1	40	29	+11	78	66	+12	16	3	4	10	34:50
at Oklahoma State (1/16)*	48	33	+15	42	33	+9	90	66	+24	28	0	0	0	39:40
at West Virginia (1/20)*	51	51	0	34	40	(6)	85	91	(6)	7	7	10	18	13:14
CINCINNATI (1/22)*	35	35	0	39	34	+5	74	69	+5	12	2	3	3	33:30
at Iowa State (1/27)*	26	30	(4)	49	49	0	75	79	(4)	5	12	5	10	09:26
OKLAHOMA STATE (1/30)*	44	26	+18	39	28	+11	83	54	+29	31	0	0	0	39:44
HOUSTON (2/3)*	43	28	+15	35	37	(2)	78	65	+13	20	2	2	1	38:12
at Kansas State (2/5)*	32	30	+2	32	34	(2)	70	75	(5) - OT	11	5	15	12	22:57
BAYLOR (2/10)*	34	28	+6	30	33	(3)	64	61	+3	13	2	1	1	38:36
at Texas Tech (2/12)*	28	37	(9)	22	42	(20)	50	79	(29)	0	29	1	0	00:00
at Oklahoma (2/17)*	29	34	(5)	38	23	+15	67	57	+10	12	11	5	2	11:26
TEXAS (2/24)*	45	25	+20	41	42	(1)	86	67	+19	24	2	2	4	37:21
BYU (2/27)*	35	29	+6	33	47	(14)	68	76	(8)	12	8	3	3	35:30
at Baylor (3/2)*	34	35	(1)	40	47	(7)	74	82	(8)	5	13	9	10	07:04
KANSAS STATE (3/5)*	41	33	+8	49	35	+14	90	68	+22	28	5	1	1	34:40
at Houston (3/9)*	21	40	(19)	25	36	(11)	46	76	(30)	0	32	1	0	00:00
TOTALS	1,176	1,000	+176	1,174	1,115	+59	2,356	2,126	+230					
GM - OVERALL	37.9	32.3	+5.6	37.9	35.9	+2.0	76.0	68.6	+7.4					
CONFERENCE TOTALS	662	600	+62	653	666	(13)	1,321	1,277	+44					
AVG/GM - CONFERENCE	36.8	33.3	+3.5	36.3	37.0	(0.7)	73.4	70.9	+2.5					

2023-24 SPECIALTY SCORING STATS

Opponent	PAINT			OFF TURNOVERS			2ND CHANCE			FAST BREAK			BENCH		
	KU	OPP	MARGIN	KU	OPP	MARGIN	KU	OPP	MARGIN	KU	OPP	MARGIN	KU	OPP	MARGIN
NORTH CAROLINA CENTRAL (11/6)	48	20	+28	13	10	+3	5	11	(6)	22	7	+15	36	31	+5
MANHATTAN COLLEGE (11/10)	50	20	+30	22	19	+3	11	7	+4	14	6	+8	41	21	+20
vs. Kentucky (11/14)	42	24	+18	12	14	(2)	14	19	(5)	13	13	0	4	31	(27)
vs. Chaminade (11/20)	58	22	+36	19	10	+9	5	2	+3	27	6	+21	12	6	+6
vs. Marquette (11/21)	26	46	(20)	9	20	(11)	9	10	(1)	6	7	(1)	15	27	(12)
vs. Tennessee (11/22)	40	26	+14	5	17	(12)	7	7	0	6	14	(8)	16	14	+2
EASTERN ILLINOIS (11/28)	44	14	+30	22	16	+6	10	13	(3)	8	5	+3	12	23	(11)
UCONN (12/1)	20	22	(2)	12	11	+1	6	10	(4)	12	8	+4	6	7	(1)
KANSAS CITY (12/5)	42	22	+20	18	9	+9	10	9	+1	21	10	+11	18	12	+6
MISSOURI (12/9)	42	28	+14	13	9	+4	17	0	+17	10	5	+5	7	11	(4)
at Indiana (12/16)	36	36	0	12	9	+3	10	12	(2)	9	14	(5)	6	3	+3
YALE (12/22)	28	30	(2)	23	7	+16	11	6	+5	19	9	+10	15	9	+6
vs. Wichita State (12/30)	44	36	+8	15	6	+9	10	7	+3	14	7	+7	17	24	(7)
TCU (1/6)*	42	30	+12	8	22	(14)	15	15	0	10	14	(4)	9	18	(9)
at UCF (1/10)*	32	26	+6	12	18	(6)	12	15	(3)	13	6	+7	17	8	+9
OKLAHOMA (1/13)*	46	26	+20	11	2	+9	13	9	+4	15	6	+9	4	11	(7)
at Oklahoma State (1/16)*	46	24	+22	22	7	+15	12	7	+5	20	3	+17	9	19	(10)
at West Virginia (1/20)*	44	26	+18	14	7	+7	8	13	(5)	16	8	+8	14	21	(7)
CINCINNATI (1/22)*	32	24	+8	15	8	+7	8	13	(5)	9	10	(1)	2	32	(30)
at Iowa State (1/27)*	36	24	+12	9	15	(6)	11	14	(3)	7	9	(2)	2	18	(16)
OKLAHOMA STATE (1/30)*	44	14	+30	9	12	(3)	2	2	0	15	7	+8	18	19	(1)
HOUSTON (2/3)*	42	24	+18	6	20	(14)	8	8	0	9	16	(7)	7	10	(3)
at Kansas State (2/5)*	38	30	+8	21	8	+13	6	8	(2)	16	9	+7	2	11	(9)
BAYLOR (2/10)*	30	22	+8	17	5	+12	4	15	(11)	11	7	+4	3	3	0
at Texas Tech (2/12)*	20	28	(8)	4	12	(8)	0	7	(7)	11	5	+6	7	17	(10)
at Oklahoma (2/17)*	30	14	+16	18	13	+5	13	6	+7	6	6	0	2	5	(3)
TEXAS (2/24)*	52	34	+18	15	17	(2)	10	9	+1	13	9	+4	7	21	(14)
BYU (2/27)*	36	16	+20	7	8	(1)	2	9	(7)	9	6	+3	9	29	(20)
at Baylor (3/2)*	46	36	+10	17	12	+5	9	11	(2)	7	15	(8)	10	8	+2
KANSAS STATE (3/5)*	36	32	+4	15	9	+6	9	0	+9	21	5	+16	29	42	(13)
at Houston (3/9)*	18	28	(10)	10	30	(20)	1	17	(16)	6	9	(3)	14	27	(13)
TOTALS	1,190	804	+386	425	382	+43	268	291	(23)	395	261	+134	370	538	(168)
AVG/GM - OVERALL	38.4	25.9	+12.5	13.7	12.3	+1.4	8.6	9.4	(0.8)	12.7	8.4	+4.3	11.9	17.4	(5.5)
CONFERENCE TOTALS	670	458	+212	230	225	+5	143	178	(35)	214	150	+64	165	319	(154)
AVG/GM - CONFERENCE	37.2	25.4	+11.8	12.8	12.5	+0.3	7.9	9.9	(2.0)	11.9	8.3	+3.1	9.2	17.7	(8.5)

KANSAS’ RECORD WHEN...

	2023-24		
Leading At Half.....	16-3		
Trailing At Half.....	4-5		
Tied At Half.....	2-1		
Leading With 5:00 Remaining in Regulation.....	20-1		
Trailing With 5:00 Remaining in Regulation.....	1-7		
Tied With 5:00 Remaining in Regulation.....	1-1		
In Overtime.....	0-1		
Kansas Outrebounds Opponent.....	16-3		
Kansas Is Outrebounded.....	6-6		
Kansas Is Tied in Rebounds.....	-		
Kansas Commits More Turnovers.....	9-6		
Opponent Commits More Turnovers.....	10-3		
Kansas Is Tied in Turnovers.....	3-0		
Kansas Has More Free Throw Attempts.....	17-4		
Opponent Has More Free Throw Attempts.....	5-5		
Kansas is Tied in Free Throw Attempts.....	-		
Kansas Shoots 50% or Better.....	12-3		
Kansas Shoots Less Than 50%.....	10-6		
Opponent Shoots 50% or Better.....	0-2		
Opponent Shoots Less Than 50%.....	22-7		
Kansas Shoots Better Than Opponent.....	21-2		
Opponent Shoots Better Than Kansas.....	1-7		
Kansas and Opponent Tied in FG%.....	-		
Kansas Bench Outscores Opponent Bench.....	7-2		
Opponent Bench Outscores Kansas Bench.....	14-7		
Kansas is Tied in Bench Points.....	1-0		
Kansas Scores Between 0-59.....	0-3		
Kansas Scores Between 60-69.....	4-2		
Kansas Scores Between 70-79.....	7-3		
Kansas Scores Between 80-89.....	7-1		
Kansas Scores Between 90-99.....	4-0		
Kansas Scores 100 or More.....	-		
Opponent Scores Between 0-59.....	4-0		
Opponent Scores Between 60-69.....	15-1		
Opponent Scores Between 70-79.....	1-6		
Opponent Scores Between 80-89.....	2-1		
Opponent Scores 90 or More.....	0-1		
On Mondays.....	3-2		
On Tuesdays.....	6-2		
On Wednesdays.....	1-1		
On Thursdays.....	-		
On Fridays.....	3-0		
On Saturdays.....	9-4		
On Sundays.....	-		
In November.....	6-1		
In December.....	6-0		
In January.....	5-3		
In February.....	4-3		
In March.....	1-2		
In April.....	-		
On CBS.....	2-1		
On ABC.....	0-1		
On ESPN.....	11-4		
On ESPN2.....	3-0		
On ESPNU.....	-		
On Big 12 NOW on ESPN+.....	6-3		
MISCELLANEOUS STREAKS			
Kansas’ All-Time Record.....	2,392-894		
Consecutive games with a 3-point field goal.....	319		
Consecutive games holding opponent under 100 points.....	135		
Number of 100-point games in Kansas history.....	119		
Number of 100-point games in Bill Self era.....	28		
KU’s All-Time Overtime Record.....	74-60		
KU’s last OT game.....	2/5/2024 (at Kansas State 75, Kansas 70)		
Consecutive Allen Fieldhouse Sellouts (includes pandemic).....	367		
ATTENDANCE	G	TOTAL	AVERAGE
*Home (Allen Fieldhouse).....	16	260,800	16,300
Away.....	10	114,585	11,458
Neutral.....	5	73,102	14,620

2023-24 MISCELLANEOUS STATS

STARTING LINEUPS (5)													
(W-L)	1	2	3	4	5								
12-2	Harris Jr.	Jackson	McCullar Jr.	Adams Jr.	Dickinson								
5-5	Harris Jr.	Furphy	McCullar Jr.	Adams Jr.	Dickinson								
2-2	Harris Jr.	Timberlake	Furphy	Adams Jr.	Dickinson								
1-0	Harris Jr.	Jackson	McCullar Jr.	Furphy	Dickinson								
1-0	Harris Jr.	Jackson	Furphy	Adams Jr.	Dickinson								
1-0	Harris Jr.	Jankovich	Timberlake	McCullar Jr.	Dickinson								
WIN/LOSS MARGIN													
	1	2	3	4	5	6	7	8	9	10	11-15	16-29	30+
Wins	-	1	1	2	2	-	-	1	2	1	3	7	2
Losses	-	-	-	1	2	1	-	2	-	-	1	1	1
VIOLATIONS/TECHNICAL FOULS													
	3-Seconds	5-Seconds	10-Seconds	Shot Clock Exp.	Lane Viol.	Technicals	Goaltending						
Kansas	-	-	-	5	-	6	6						
Opponent	-	1	-	15	1	3	10						
LEADS AND DEFICITS													
KU's Biggest Halftime Lead			41 (59-18) vs. North Carolina Central (11.6.23)										
KU's Biggest Halftime Lead Blown			8 (37-29) at UCF (1.10.24)										
KU's Biggest Halftime Deficit			19 (21-40) at Houston (3.9.24)										
KU's Biggest Halftime Deficit Erased			8 (32-40) vs. Indiana (12.16.23)										
KU's Biggest Overall Lead			55 (95-40) vs. North Carolina Central (11.6.23)										
KU's Biggest Win Total			43 (99-56) vs. North Carolina Central (11.6.23)										
KU's Biggest Loss Total			30 (46-76) at Houston (3.9.24)										
KU's Biggest Lead Blown			16 at UCF (1.10.24)										
KU's Biggest Overall Deficit			32 at Houston (3.9.24)										
KU's Biggest Deficit Overcome			14 (44-58) vs. Kentucky (11.14.23)										
JUMP BALLS CONTROLLED (INCLUDES OT)				DOUBLE-FIGURE SCORING				TRIPLE-DOUBLES					
Kansas				Hunter Dickinson				Kevin McCullar Jr.					
Opponents				Kevin McCullar Jr.				24					
				KJ Adams Jr.				22					
				Johnny Furphy				13					
				Dajuan Harris Jr.				12					
				Nicolas Timberlake				6					
HOW KU SCORED FIRST POINTS				Elmarko Jackson				3					
3-Pointer				Parker Braun				1					
Jump Shot													
Free Throw													
Lay-In/Lay-Up													
Dunk				DOUBLE-FIGURE REBOUNDING				30-PLUS POINT GAMES					
Alley-Oop				Hunter Dickinson				17					
Hook Shot				KJ Adams Jr.				3					
				Kevin McCullar Jr.				2					
				Johnny Furphy				1					
WHO SCORED KU'S FIRST POINTS				DOUBLE-DOUBLES				FIRST PLAYER OFF THE BENCH (sometimes multiple players)					
Hunter Dickinson				Hunter Dickinson				Parker Braun					
KJ Adams Jr.				Kevin McCullar Jr.				Johnny Furphy					
Johnny Furphy				KJ Adams Jr.				Elmarko Jackson					
Kevin McCullar Jr.				Johnny Furphy				Nicolas Timberlake					
Dajuan Harris Jr.								Jamari McDowell					
Elmarko Jackson								KJ Adams Jr.					
Nicolas Timberlake													
INDIVIDUAL MISCELLANEOUS STATISTICS (*HUSTLE PLAYS)													
NO. - PLAYER	*FLOOR BURNS	DUNKS	CHARGES DRAWN	FT-FTA (LAST 5:00/OT)									
1-Dickinson.....	.46	17	1	13-18									
3-Harris Jr.....	.44	-	4	15-19									
4-Cross.....	-	-	-	-									
5-Carter.....	-	-	-	-									
10-Furphy.....	.46	11	1	7-10									
11-McDowell.....	.15	-	-	8-9									
12-Evers.....	-	1	-	-									
13-Jackson.....	.12	2	2	10-14									
14-Cassidy.....	1	-	-	-									
15-McCullar Jr.....	.50	10	4	11-14									
20-Jankovich.....	1	-	-	1-2									
22-Wilhite.....	1	-	-	0-2									
23-Braun.....	.12	11	3	5-6									
24-Adams Jr.....	.73	47	-	19-29									
25-Timberlake.....	.27	3	-	8-9									
41-Clemence.....	-	-	-	-									
TOTALS	328	102	15	101-136 (74.2%)									
OPPONENTS	226	49	7	103-136 (75.7%)									

BOX SCORES

1

AT #1/1 KANSAS 99, NORTH CAROLINA CENTRAL 56

Nov. 6, 2023 | Lawrence, Kan. | Allen Fieldhouse (16,300)

N.C. Central - 56

Record: 0-1

NO. Name	Min	FG M-A	3P M-A	FT M-A	Rebounds OR DR TOT	Fouls PF FD	TP	AS	TO	ST	Blocks BS BA	+/-
13 Emmanuel Izunabor	C 21:39	3-6	0-0	1-3	3 1 4	1 2	7	0	0	1	0	-32
0 Fred Cleveland Jr.	G 24:53	2-12	0-7	2-2	1 3 4	1 3	6	3	4	0	2	-19
11 Kaishon Porter	G 24:48	0-3	0-1	0-0	2 0 2	3 0	0	0	0	3	1	-40
31 Cobey Harraway	G 24:17	1-4	0-3	0-2	0 0 0	1 1	2	0	0	0	0	-20
35 PoBoigh King	G 32:19	3-9	2-5	2-3	1 0 1	1 1	10	1	2	1	0	-50
10 Devin Gordon	10:59	0-1	0-1	0-0	0 0 0	1 1	0	1	0	0	0	-20
12 Perry Smith Jr.	18:21	3-4	0-0	2-4	2 3 5	2 2	8	0	0	0	0	-11
52 Ja'Darius Harris	22:47	4-11	2-3	2-2	0 0 0	1 2	12	1	2	1	0	-28
1 Guy Fauntleroy	06:21	0-2	0-1	0-0	0 1 1	1 0	0	1	0	0	0	-12
30 Josh Smith	11:26	4-5	2-2	1-2	0 4 4	1 1	11	0	0	1	0	9
3 Terrence Crawford	01:05	0-0	0-0	0-0	0 0 0	0 0	0	0	0	0	0	4
5 Timmy Adedire	01:05	0-0	0-0	0-0	0 0 0	0 0	0	0	0	0	0	4
Team					0 2 2							
Totals		20-57	6-23	10-18	9 14 23	13 13	56	7	9	7	3	-43

Technical Fouls:NONE

Shooting By Period	1st FG%	2nd FG%	3PT%	FT%	GM FG%
1st FG%	7-30 23.3%				
2nd FG%	2-12 16.7%				
3PT%	2-4 50%				
FT%	13-27 48.1%				
3PT%	4-11 36.4%				
FT%	8-14 57.1%				
GM FG%	20-57 35.1%				
3PT%	6-23 26.1%				
FT%	10-18 55.6%				

Dead Ball Rebounds: 3, 0

Kansas - 99

Record: 1-0

NO.	Name	Min	FG M-A	3P M-A	FT M-A	Rebounds OR DR TOT	Fouls PF FD	TP	AS	TO	ST	Blocks BS BA	+/-	
24	KJ Adams, Jr.	F 22:49	6-8	0-0	0-0	0 5 5	1 3	12	2	1	1	0	34	
1	Hunter Dickinson	C 23:40	8-9	3-3	2-2	2 6 8	2 1	21	5	0	1	2	37	
3	Dajuan Harris Jr.	G 24:43	0-0	0-0	0-0	0 4 4	1 1	0	10	2	1	0	33	
13	Elmarko Jackson	G 21:17	3-5	0-1	2-2	0 1 1	3 2	8	5	1	0	0	31	
15	Kevin McCullar Jr.	G 23:56	8-12	4-7	2-2	0 6 6	0 1	22	5	2	0	0	39	
25	Nicolas Timberlake	20:22	4-5	3-4	2-2	0 0 0	0 1	13	1	1	0	0	39	
10	Johnny Furphy	16:58	2-4	0-0	1 4 5	1 1	6	2	0	1	0	0	29	
23	Parker Braun	20:37	5-6	0-1	0-0	0 5 5	1 0	10	3	1	0	1	15	
20	Michael Jankovich	08:09	2-3	1-2	0-0	0 1 1	0 0	5	0	1	0	0	-8	
12	Wilder Evers	07:41	1-1	0-0	0-0	0 0 0	1 1	2	1	0	0	0	-10	
14	Patrick Cassidy	04:54	0-2	0-1	0-0	0 0 0	1 1	0	0	0	0	0	-12	
22	Dillon Wilhite	04:54	0-1	0-0	0-2	0 1 1	2 1	0	0	1	0	0	-12	
Team						1 0 1				0	0			
Totals				39-56	13-23	8-10	4 33 37	13 13	99	34	10	4	3	43

Technical Fouls:NONE

Shooting By Period	1st FG%	2nd FG%	3PT%	FT%	GM FG%
1st FG%	22-28 78.6%				
2nd FG%	9-12 75.0%				
3PT%	6-6 100%				
FT%	17-28 60.7%				
3PT%	4-11 36.4%				
FT%	2-4 50%				
GM FG%	39-56 69.6%				
3PT%	13-23 56.5%				
FT%	8-10 80.0%				

Dead Ball Rebounds: 1, 0

	NCC	KAN
Biggest lead	0 (1 st 20:00)	55 (2 nd 5:03)
Best Scoring Run	10 (2 nd 0:20)	13 (1 st 8:49)
Lead Changes	0	0
Times Tied	0	0
Time with Lead	00:00	39:37

Points from	NCC	KAN
Turnovers	10	13
Paint	20	48
Second Chance	11	5
Fast Breaks	7	22
Bench	31	36

Period by Period Scoring	1st	2nd	TOT
NCC	18	38	56
KAN	59	40	99

2

AT #1/1 KANSAS 99, MANHATTAN COLLEGE 61

Nov. 10, 2023 | Lawrence, Kan. | Allen Fieldhouse (16,300)

Manhattan - 61

Record: 1-1

No.	Name		Min	FG M-A	3P M-A	FT M-A	Rebounds OR DR TOT	Fouls PF FD	TP	AS	TO	ST	Blocks BS BA	+/-	
23	Daniel Rouzan	F	22:41	2-6	0-0	0-1	3 0 3	2 2	4	0	3	0	1 2	-32	
0	Seydou Traore	G	30:19	6-13	0-4	4-4	2 6 8	1 4	16	1	1	3	0 1	-28	
2	Jaden Winston	G	19:45	0-5	0-3	0-0	0 2 2	4 1	0	1	2	0	0 1	-24	
3	Perry Cowan	G	16:04	3-8	3-5	0-0	0 2 2	1 0	9	0	1	1	0 0	-19	
4	Brett Rumpel	G	33:14	5-11	0-1	1-2	0 5 5	2 3	11	2	4	0	0 3	-34	
1	Shaquil Bender		18:02	0-5	0-1	1-2	0 0 0	0 2	2	1	1	0	0 0	-20	
24	Xinyi Li		13:16	2-5	1-2	0-0	1 1 2	1 1	5	1	2	0	0 1	-14	
10	Rokas Jocy		23:24	2-7	1-5	0-0	0 0 0	0 1	0	5	1	1	0 0	-20	
11	Briggs McClain		04:08	0-1	0-0	0-0	0 0 0	0 0	1	0	0	1	0 0	-5	
14	Wesley Robinson		09:03	1-3	1-2	1-2	3 2 5	2 1	4	2	1	1	0 0	2	
5	Lorenzo Washington		02:31	0-1	0-0	0-0	1 1 0	0 0	0	1	0	0	0 0	1	
22	Daniel Hackett		02:31	0-1	0-1	0-0	0 0 0	0 0	0	0	0	0	0 0	1	
34	Logan Padgett		02:31	1-1	1-1	0-0	0 1 1	0 0	3	0	0	0	0 0	1	
55	Raziel Hayun		02:31	1-1	1-1	0-0	0 0 0	0 0	3	0	0	0	0 0	1	
Team							3 0 3								
Totals					23-68	8-26	7-11	12 20 32	16 15	61	10	18	5	1 9	-38

Technical Fouls:NONE

Shooting By Period	1st FG%	2nd FG%	3PT%	FT%	GM FG%
1st FG%	9-33 27.3%				
2nd FG%	1-8 12.5%				
3PT%	0-2 0%				
FT%	14-35 40.0%				
3PT%	7-18 38.9%				
FT%	7-9 77.8%				
GM FG%	23-68 33.8%				
3PT%	8-26 30.8%				
FT%	7-11 63.6%				

Dead Ball Rebounds: 3, 0

Kansas - 99

Record: 2-0

NO. Name		Min	FG M-A	3P M-A	FT M-A	Rebounds OR DR TOT	Fouls PF TD	TP	AS	TO	ST	Blocks BS BA	+/-	
24 KJ Adams, Jr.	F	20:47	7-8	0-0	0-0	3 2 5	1 0	14	1	2	1	2	0	23
1 Hunter Dickinson	C	20:25	7-14	1-1	3-4	3 5 8	0 3	18	2	1	1	1	0	25
3 Dajuan Harris Jr.	G	24:16	1-4	0-2	0-0	0 1 1	3 2	2	7	0	1	1	1	28
13 Elmarko Jackson	G	29:03	3-6	1-3	2-2	0 2 2	1 3	9	9	1	1	1	0	34
15 Kevin McCullar Jr.	G	25:40	5-9	1-5	4-4	0 7 7	1 4	15	4	1	2	1	0	31
25 Nicolas Timberlake		18:46	1-4	0-3	0-0	0 5 5	3 1	2	0	3	0	0	0	18
10 Johnny Furphy		20:15	6-10	3-7	0-0	1 2 3	3 0	15	0	2	0	0	0	14
23 Parker Braun		17:04	4-4	1-1	1-2	1 4 5	2 1	10	1	2	0	3	0	14
11 Jamari McDowell		13:42	1-4	1-2	2-2	2 4 6	0 1	5	1	1	1	0	0	5
20 Michael Jankovich		07:31	2-2	2-2	0-0	0 0 0	0 0	6	0	0	0	0	0	-1
22 Dillon Wilhite		02:31	1-2	0-0	1-2	1 0 1	1 1	3	0	1	0	0	0	-1
Team						0 2 2		0	0	0	0			
Totals			38-67	10-26	13-16	11 34 45	15 16	99	25	14	7	9	1	38

Technical Fouls:NONE

	MAN	KAN
Biggest lead	0 (1 st 20:00)	43 (2 nd 4:53)
Best Scoring Run	6 (2 nd 4:28)	9 (1 st 14:11)
Lead Changes	0	0
Times Tied	0	0
Time with Lead	00:00	39:30

Points from	MAN	KAN
Turnovers	19	22
Paint	20	50
Second Chance	7	11
Fast Breaks	6	14
Bench	21	41

Period by Period Scoring	1st	2nd	TOT
MAN	19	42	61
KAN	44	55	99

3

#1/1 KANSAS 89, #17/16 KENTUCKY 84

Nov. 14, 2023 | Chicago, Ill. | United Center (23,500)

Kentucky - 84

Record: 2-1

NO.	Name		Min	FG M-A	3P M-A	FT M-A	Rebounds OR DR TOT	Fouls PF FD	TP	AS	TO	ST	Blocks BS BA	+/-	
4	Tre Mitchell	F	39:12	2-4	1-1	3-7	2 4 6	4 6	8	3	0	2	2	0	-3
1	Justin Edwards	G	29:00	0-6	0-3	1-2	1 3 4	2 1	1	2	2	0	1	1	4
3	Adou Thiero	G	30:37	5-10	1-3	5-6	6 7 13	2 4	16	1	1	0	0	0	-26
12	Antonio Reeves	G	34:01	7-25	3-17	7-7	3 5 8	2 5	24	1	1	0	0	2	-14
21	D.J. Wagner	G	25:11	1-12	0-3	2-4	0 2 2	2 3	4	1	0	1	0	1	-23
0	Rob Dillingham		16:04	6-12	4-5	2-2	0 2 2	5 2	18	3	2	2	0	0	15
23	Jordan Burks		10:11	0-2	0-2	0-0	1 3 4	2 1	0	2	0	0	0	0	19
15	Reed Sheppard		15:43	4-5	3-4	2-2	0 0 0	3 1	13	1	2	4	0	0	3
Team							2 1 3			0	0				
Totals				25-76	12-38	22-30	15 27 42	22 23	84	14	8	9	3	4	-5

Technical Fouls:NONE

Shooting By Period	1st FG%	2nd FG%	3PT%	FT%	GM FG%
1st FG%	15-42 35.7%				
2nd FG%	9-23 39.1%				
3PT%	9-23 39.1%				
FT%	9-11 81.8%				
2nd FG%	10-34 29.4%				
3PT%	3-15 20.0%				
FT%	13-19 68.4%				
GM FG%	25-76 32.9%				
3PT%	12-38 31.6%				
FT%	22-30 73.3%				

Dead Ball Rebounds: 6, 0

Kansas - 89

Record: 3-0

NO. Name	
----------	--

BOX SCORES

5

Nov. 21, 2023 | Honolulu, Hawaii | Stan Sheriff Center (5,257)

Kansas - 50

Record: 4-1

NO.	Name	Min	Shooting By Period														%	
			FG	3P	FT	Rebounds	OR	DR	TO	PF	TS	AP	ST	Blocks				
			M-A	M-A	M-A	M-A	M-A	M-A	M-A	M-A	M-A	M-A	M-A	M-A	M-A			
24	KJ Adams, Jr.	F 32:38	1-4	0-0	1-2	1	1	2	2	1	3	3	2	0	1	-9		
1	Hunter Dickinson	C 32:36	5-10	1-2	2-4	1	7	8	1	3	13	3	5	2	1	-18		
3	Dajuan Harris, Jr.	G 35:32	2-8	0-3	0-0	0	3	3	0	3	4	3	2	2	0	-9		
13	Elmario Jackson	G 20:55	0-4	0-1	0-0	1	1	1	1	1	0	3	2	1	0	-16		
15	Kevin McCullar Jr.	G 37:02	9-14	2-4	2-4	4-6	3	5	8	2	7	24	3	6	1	0	-13	
10	Johnny Furphy	12:09	2-3	1-2	0-0	2	2	4	0	0	5	0	1	0	0	-7		
25	Nicolas Timberlake	11:49	1-5	1-3	2-4	0	2	2	0	2	5	0	0	1	0	-4		
23	Parker Braun	07:24	1-1	0-0	0-0	0	1	1	1	1	2	0	0	0	0	2		
11	Jamari McDowell	09:55	1-5	1-2	0-0	0	0	0	0	2	0	3	2	0	0	2		
Team																		
Totals			22-54	6-17	9-16	10	3	2	5	0	13	14	59	17	8	7	2	-14

1st FG% 12-26 46.2%

3PT% 4-7 57.1%

FT% 0-4 0%

2nd FG% 10-26 35.7%

3PT% 2-10 20.0%

FT% 9-12 75%

GMFG% 22-54 40.7%

3PT% 6-17 35.3%

FT% 9-16 56.3%

Dead Ball Rebounds: 5, 0

Marquette - 73

Record: 5-0

NO.	Name	Min	Shooting By Period															
			FG M-A	3P M-A	FT R-O	Reb OR	Dr B	Fouls PF	TP	AS	TO	ST	Blocks BS	BA	+			
13	Oso Ighodaro	F 34:46	9-15	0-0	3-6	4	5	9	2	4	21	2	1	0	2	1	10	
23	David Joplin	F 22:01	1-5	0-2	0-0	0	4	4	2	0	2	0	0	1	0	0	0	
1	Karm Jones	G 28:50	4-14	2-9	0-0	1	1	1	1	0	10	3	1	0	0	1	8	
4	Stevie Mitchell	G 26:50	3-7	1-5	0-0	3	2	5	1	0	7	1	2	4	0	0	5	
11	Tyler Kook	G 33:28	3-9	0-2	0-0	1	3	4	2	1	6	4	4	5	0	0	11	
2	Chase Ross	21:41	3-5	1-2	5-5	2	4	6	3	5	12	0	1	0	0	0	12	
12	Ben Gold	05:32	2-2	2-2	0-0	1	1	3	0	6	0	0	1	0	1	0	5	
22	Sean Jones	17:37	4-5	0-1	1-1	0	1	1	0	2	9	3	2	1	0	0	15	
5	Tre Norman	07:30	0-2	0-2	0-0	0	0	0	0	0	0	0	0	0	0	0	3	
10	Zaide Lowery	01:02	0-0	0-0	0-0	0	0	0	0	0	0	0	0	0	0	0	1	
21	Al Amadou	00:43	0-0	0-0	0-0	0	0	0	0	0	0	0	0	0	1	0	0	
Team																		
Totals			29-64	6-25	9-12	12	24	36	15	12	73	13	12	11	4	2	14	

	KAN	MAR		KAN	MAR		Period by Period Scoring		
Biggest lead	2 (1 st 19:23)	17 (2 nd 16:03)	Turnovers	9	20		1st	2nd	TOT
Best Scoring Run	6 (1 st 3:21)	11 (1 st 9:26)	Paint	26	46	KAN	28	31	59
Lead Changes		1	Second Chance	9	10				
Times Tied		2	Fast Breaks	6	7	MAR	38	35	73
Time with Lead	00:22	38:27	Bench	15	27				

7

Nov. 28, 2023 | Lawrence, Kan. | Allen Fieldhouse (16,300)

Eastern Ill. - 63

Record: 3-5

NO.	Name	Min	FG	3P	FT	Rebounds		Fouls		TP	AS	TO	ST	Blocks		+/-	Shooting By Period			
			M-A	M-A	M-A	OR	DR	OT	PF					FD	B		BS	1st FG%	2nd FG%	3rd FG%
40	Kooper Jacobi	F 36:39	6-13	2-3	0	1	3	6	9	3	14	1	1	1	0	2	-1	1st FG% 9-30 30.0%		
34	Jermaine Hamlin	C 18:41	1-3	0-0	0-0	0	3	3	5	0	2	2	0	1	1	-4	3PT% 4-9 44.4%			
3	Nakyel Shelton	G 38:02	5-15	4-8	0-0	2	4	6	0	1	14	2	4	0	1	2	3PT% 3-5 60%			
24	Jaylin Gibson	B 18:46	0-4	0-1	0-0	1	5	6	0	1	4	0	2	0	1	-5	2nd FG% 14-29 48.3%			
25	Dan Luers	G 26:14	4-6	1-3	1-1	0	3	3	4	3	10	0	0	1	0	0	3PT% 5-13 38.5%			
11	Tiger Booker	29:05	6-12	2-5	6-6	0	0	0	2	3	20	2	0	1	1	-3	FT% 5-5 100%			
23	Rodolfo Rufino Bolis	15:20	1-2	0-0	0-0	1	1	2	5	0	2	0	1	1	1	-5	GM FG% 23-59 39.0%			
30	Kyndal Davis	07:19	0-3	0-2	1-2	0	0	0	1	1	0	1	0	1	0	-2	3PT% 9-22 40.9%			
4	Isaiah Griffin	02:02	0-0	0-0	0	0	0	0	0	0	0	1	0	0	0	-4	FT% 8-10 80.0%			
5	Sincere Malone	04:20	0-1	0-0	0	2	2	0	0	1	0	1	0	0	0	-9				
17	Lazar Grubovic	03:32	0-0	0-0	0-0	0	0	0	0	0	0	1	1	0	0	2				
Team						3	2	5	0	0	2						Dead Ball Rebounds: 1, 1			
Totals			23-59	9-22	8-10	13	23	36	20	11	63	12	16	5	4	11	-8			

Kansas - 71

Record: 6-1

No. Name		Min	FG	3P	FT	Rebounds	Fouls	TP	AS	TO	ST	Blocks	BS BA	+/-	Shooting By Period		
						OR DR TOT	FF FD								1 st FG%	15-27	55.6%
24	KJ Adams, Jr.	F 31:50	4-4	0-0	2-3	0 3 3	2 2	10	3	2	2	0	4		3PT%	3-9	33.3%
1	Hunter Dickinson	C 34:50	11-15	0-1	3-4	5 8 13	0 9	25	2	3	1	3	0	11	FT%	5-6	83.3%
3	Dajuan Harris Jr.	G 36:14	0-4	0-1	1-2	1 2 3	1 1	1	9	3	2	1	1	1	2 nd FG%	13-29	44.8%
13	Elmarko Jackson	G 22:01	2-6	1-3	0-0	0 0 0	3 0	5	2	1	3	1	0	18	3PT%	0-5	0.0%
15	Kevin McCullar Jr.	G 36:51	8-8	0-2	2-3	0 0 3	1 3	18	5	1	0	1	2	8	FT%	7-12	58.3%
10	Johnny Furphy	14:10	1-4	1-4	3-4	1 2 3	2 3	6	0	1	1	0	0	-2	GM FG%	28-56	50.0%
23	Parker Braun	05:10	0-0	0-0	0-0	0 0 0	0 0	0	0	0	0	2	0	-3	3PT%	31-4	21.4%
25	Nicolas Timberlake	11:26	2-4	1-2	0-0	0 3 3	2 0	5	2	0	0	1	1	-1	FT%	12-18	66.7%
11	Jamari McDowell	07:28	0-1	0-1	1-2	1 2 3	0 2	1	1	0	1	0	4	1	Dead Ball Rebounds: 1, 0		
Team						0 2 2	0 0	0	0	0							
Totals			28:56	3-14	12-18	9 24 33	11 20	71	24	10	11	11	4	8			

	EIU	KAN	Points from	EIU	KAN	Period by Period Scoring			
Biggest lead	0 (1 st 20:00)	17 (1 st 3:08)	Turnovers	16	22				
Best Scoring Run	10 (2 nd 15:21)	8 (1 st 17:14)	Paint	14	44	1st	2nd	TOT	
Lead Changes			Second Chance	13	10	EIU	25	38	63
Times Tied	0		Fast Breaks	5	8	KAN	38	33	71
Time with Lead	00:00	39:47	Bench	23	12				

Technical Fouls::NONE

6

Nov. 22, 2023 | Honolulu, Hawaii | Stan Sheriff Center (5,164)

Tennessee - 50

Record: 4

No.	Name	Min	FG M-A	3P M-A	FT M-A	Rebounds OR DR TOT	Fouls P F	TP	AS	TO	ST	Blocks BS BA	PTS	%		
0	Jonas Aidoo	F 26:21	4-10	0-1	0-0	5	11	2	1	8	0	0	3	3	-7	
3	Dallon Knecht	G 32:55	5-17	1-6	4-4	2	6	2	2	13	2	0	0	0	-12	
15	Jahmiel Mashack	G 15:50	0-2	0-0	0-0	2	2	3	0	0	1	1	0	0	-7	
25	Santiago Vescoli	G 36:36	8-16	5-11	0-0	4	4	4	3	0	21	3	1	1	-3	
30	Josiah-Jordan James	G 33:46	1-6	0-3	2-2	1	4	5	3	1	4	1	0	4	-4	
5	Zakai Zeigler	20:40	0-6	0-4	0-0	0	0	0	2	0	2	2	0	0	-19	
11	Tobe Awika	07:00	0-2	0-0	1-2	0-0	0	0	2	2	1	0	0	0	1	
2	Jordan Gainey	24:39	5-12	3-8	0-0	4	4	1	2	13	3	1	2	0	2	
13	J.P. Estrella	02:13	0-0	0-0	0-0	0	0	0	1	0	0	0	0	0	4	
Team						1	2	3	0	0	1					
Totals			22-71	8-33	7-8	9	26	35	18	9	60	12	6	11	3	-9

Shooting By Period		
1st FGM	12-34	35.3%
3PTs	5-14	35.7%
FTs	6-6	100%
2nd FGM	10-37	27.0%
3PTs	4-19	21.1%
FTs	1-2	50%
GMFGM	22-71	31.0%
3PTs	9-33	27.3%
FTs	7-8	87.5%
Dead Ball Rebounds: 1, 0		

Kansas - 69

Record: 5.

NO.	Name	Min	FG	3P	FT	Rebounds	Fouls	TP	AS	TS	ST	Blocks	+/-	Shooting By Period			
			M-A	M-A	M-A	OR	DR		PF	TO	B	B		A	1st FG%	2nd FG%	
24	KJ Adams, Jr.	F 33:08	6-9	0-0	1-6	1	3	4	3	2	2	1	0	0	12	1st FG% 13-27 48.1%	
1	Hunter Dickinson	C 29:54	7-13	1-2	2-5	1	19	20	1	5	7	1	1	1	4	3PT% 3-5 60.0%	
3	Dajuan Harris Jr.	C 38:55	2-4	0-1	1-2	1	2	3	0	1	5	8	2	0	0	FT% 6-11 54.5%	
13	Elmarko Jackson	G 13:18	0-2	0-1	4-4	0	1	1	0	2	4	1	1	0	0	2nd FG% 14-25 56.0%	
15	Kevin McCullar Jr.	G 34:22	6-13	0-1	2-3	1	5	6	3	5	14	3	7	0	2	12	3PT% 1-7 14.3%
10	Johnny Furphy	10:49	2-2	1-1	0-0	0	0	0	1	0	5	0	0	0	0	FT% 5-11 45.5%	
25	Nicolas Timberlake	03:05	1-1	0-0	0-0	0	0	0	0	0	2	0	1	0	0	GMFG% 27-52 51.9%	
23	Parker Braun	09:14	1-1	0-0	0-0	2	2	2	0	0	2	1	0	2	1	0	3PT% 4-12 33.3%
11	Jamari McDowell	27:16	2-7	2-6	1-2	1	3	4	1	1	7	1	0	0	1	12	FT% 11-22 50.0%
Team															Dead Ball Rebounds: 5, 0		
Totals			27-52	4-12	11-22	5	40	45	10	18	69	18	5	5	3	9	

Technical Fouls: Coach 1st 8:00

	TEN	KAN	Points from	TEN	KAN	Period by Period Scoring			
Biggest lead	7 (1 st 8:00)	11 (2 nd 2:17)	Turnovers	17	5		1st	2nd	TOT
Best Scoring Run	8 (1 st 9:57)	9 (1 st 2:14)	Paint	26	40	TEN	35	25	60
Lead Changes		8	Second Chance	7	7				
Times Tied		7	Fast Breaks	14	6	KAN	35	34	69
Time with Lead	08:31	25:35	Bench	14	16				

8

Dec. 1, 2023 | Lawrence, Kan. | Allen Fieldhouse (16,300)

UConn - 65

Record: 7

NO.	Name	Min	FG		3P	FT		Reb		Totals		Fouls		PF	FD	AS	TO	ST	Blocks		+/-	Shooting By Period
			M	A	M	A	OR	DR	OT	P	F	P	BA						BB	1st FG		
11	Alex Karaban	F 35:20	4-11	2-7	0-0	1	5	6	5	1	10	0	0	1	1	2	2				1st FG 3-26 38.5%	
32	Donovan Clinean	C 31:41	3-8	0-1	2-4	2	5	7	2	4	8	2	1	0	3	1	-8				3PT% 7-14 50.0%	
1	Solomon Lal	G 28:52	1-3	1-2	0-0	0	2	2	1	0	3	0	0	0	0	0	-8				3PT% 4-8 50.0%	
2	Tristen Newton	G 37:44	10-18	6-9	5-8	3	3	6	3	7	31	2	2	1	0	2	-3				3PT% 13-30 43.3%	
12	Gam Spencer	G 36:18	2-12	1-3	0-0	0	3	4	2	6	2	2	1	0	0	0	-4				2nd FG 4-14 28.6%	
10	Hassan Djaan	F 17:46	2-3	1-2	0-0	0	0	0	4	5	2	3	1	0	0	0	-1				3PT% 4-7 57.1%	
35	Samson Johnson	12:19	1-1	0-0	0-2	2	2	2	2	2	1	0	0	0	0	0	-4				3PT% 11-28 39.3%	
Team						3	0	3	0	0	1										3PT% 8-15 53.3%	
Totals			23:56	111-88	8-15	10	22	32	18	14	65	9	8	3	4	7	-4					Dead Ball Rebounds: 4.0

Technical Fouls: NONE

Kansas - 65

Record: 7

																Shooting By Period						
NO.	Name	Min	FG	3P	FT	Rebounds		Fouls		PTS	AS	TO	ST	Blocks		+/-	1 st	2 nd	3 rd	4 th		
						OR	DR	PF	FD					BS	BA		FG%	FG%	FG%	FG%		
24	KJ Adams, Jr.	F 38:30	6-10	0-0	6-9	0	5	5	1	7	18	2	0	1	2	2	2	1 st	FG%	14-26	53.8%	
1	Hunter Dickinson	C 37:31	6-12	3-4	0-1	2	7	9	4	3	15	1	0	0	4	1	6	3 rd	FG%	4-6	66.7%	
3	Dajuan Harris Jr.	G 37:41	1-7	1-1	0-2	0	2	2	1	3	6	2	1	1	0	0	2	2 nd	FG%	9-20	45.0%	
13	Elmarko Jackson	G 32:13	2-4	0-2	2-2	2	2	4	1	2	6	2	4	1	0	0	2	3 rd	FG%	8-8	100%	
15	Kevin McCullar Jr.	G 35:28	6-10	3-4	6-6	0	5	5	4	21	1	1	1	0	1	1	2	4 th	FG%	8-14	57.1%	
20	Johnny Furphy	O 32:52	0-0	0-0	0-0	0	1	1	3	0	0	0	0	0	0	0	3	GM FG%	23-46	50.1%		
2	Parker Braun	O 02:30	0-0	0-0	0-0	0	0	0	0	0	0	0	0	0	0	0	0	3 rd	FG%	9-14	64.3%	
25	Nicolas Timberlake	02:02	0-0	0-0	0-0	0	0	0	0	0	1	0	0	0	0	0	0	4 th	FG%	14-20	70.0%	
11	Jamari McDowell	00:01	0-0	0-0	0-0	0	0	0	0	0	0	0	0	0	0	0	1	Dead Ball	Rebounds:	2.0		
Team							1	4	5	0	0	0										
Totals			23-46	9-14	14-20	5	26	31	14	18	69	13	8	4	7	4	4					

Technical Fouls: NONE

	UCN	KAN	Points from	UCN	KAN	Period by Period Scoring			
Biggest lead	5 (2 nd 9:09)	12 (1 st 4:31)	Turnovers	11	12				
Best Scoring Run	10 (2 nd 18:15)	11 (2 nd 4:13)	Paint	22	20				
Lead Changes	2	2	Second Chance	10	6				
Times Tied	1		Fast Breaks	8	12				
Time with Lead	04:17	33:45	Bench	7	6				
						UCN	31	34	65
						KAN	38	31	69

BOX SCORES

9

AT #2/3 KANSAS 88, KANSAS CITY 69

Dec. 5, 2023 | Lawrence, Kan. | Allen Fieldhouse (16,300)

Kansas City - 69

Record: 3-6

NO. Name	Min	FG M-A	3P M-A	FT M-A	Rebounds OR DR TOT	Fouls PF FD	TP	AS	TO	ST	Blocks BS BA	+/-
23 Allen David Mukeba	F 22:23	1-7	0-1	0-0	3 5 8	3 3	2	2	1	0	1 1	-8
5 Jamir Brown	G 30:07	2-13	0-6	0-0	2 3 5	2 0	4	1	1	1	0 1	-17
11 Anderson Kopp	G 34:45	5-12	1-6	4-4	1 5 6	2 3	15	2	1	1	0 1	-10
13 Khristion Courseault	G 31:01	7-12	2-3	2-4	0 4 4	2 3	18	4	4	0	0 0	-9
30 Cameron Faas	G 34:42	6-10	5-7	1-1	1 4 5	3 2	18	0	2	0	0 0	-15
32 Jeff Ngandu	10:45	1-1	0-0	2-4	1 2 3	3 2	4	0	0	0	0 0	-12
0 Artese Stapleton	08:59	2-4	0-1	0-0	0 0 0	0 0	4	1	1	0	0 0	-10
2 Babacar Diallo	06:14	0-1	0-1	0-0	0 2 2	0 0	0	1	1	2	0 0	-4
12 Promise Idiaru	01:28	0-0	0-0	0-0	0 0 0	0 0	0	0	0	0	0 0	-2
20 Melvyn Ebonkoli	07:09	1-2	0-0	0 0 0	1 0 1	1 1	2	1	0	0	0 0	1
25 Tyler Andrews	02:57	0-0	0-0	0 0 0	0 0 0	0 0	0	0	0	0	0 0	0
1 Jayson Petty	09:31	1-3	0-2	0-0	0 0 0	1 1	2	0	0	0	0 0	-9
Team					1 1 2	0 1						
Totals		26-65	8-27	9-13	10 26 36	17 15	69	12	13	3	1 3	-19

Technical Fouls: NONE

Shooting By Period		
1 st FG%	13-33	39.4%
3PT%	4-14	28.6%
FT%	9-9	0%
2 nd FG%	13-32	40.6%
3PT%	4-13	30.8%
FT%	9-10	90%
GM FG%	26-65	40.0%
3PT%	8-27	29.6%
FT%	9-13	69.2%

Dead Ball Rebounds: 3, 0

Kansas - 88

Record: 8-1

NO. Name	Min	FG M-A	3P M-A	FT M-A	Rebounds OR DR TOT	Fouls PF FD	TP	AS	TO	ST	Blocks BS BA	+/-
24 KJ Adams, Jr.	F 32:55	6-9	0-0	6-10	2 5 7	4 6	18	6	0	4	0 0	22
1 Hunter Dickinson	C 29:13	6-12	0-2	2-2	1 11 12	4 3	14	2	1	1	1 0	0
3 Dajuan Harris Jr.	G 35:26	3-6	2-3	0-0	0 1 1	1 0	8	7	2	1	0 0	10
13 Elmarko Jackson	G 22:48	2-5	1-3	0-0	1 0 1	3 2	5	3	2	0	0 0	13
15 Kevin McCullar Jr.	G 34:26	9-13	2-2	5-5	0 6 6	0 5	25	5	2	2	1 1	18
10 Johnny Furphy	13:36	4-7	2-4	0-0	0 2 2	0 0	10	0	0	2	1 0	12
23 Parker Braun	09:44	2-3	0-0	1-2	1 2 3	1 1	5	0	0	0	0 0	-6
25 Nicolas Timberlake	16:43	1-5	1-5	0-0	2 2 2	0 3	3	0	0	1	0 0	3
11 Jamari McDowell	05:09	0-1	0-1	0-0	0 1 1	0 0	0	0	0	0	0 0	-5
Team					2 0 2	0 0						
Totals		33-61	8-20	14-19	7 30 37	15 17	88	23	7	11	3 1	19

Technical Fouls: NONE

Shooting By Period		
1 st FG%	16-30	53.3%
3PT%	5-13	38.5%
FT%	7-8	87.5%
2 nd FG%	17-31	54.8%
3PT%	3-7	42.9%
FT%	7-11	63.6%
GM FG%	33-61	54.1%
3PT%	8-20	40.0%
FT%	14-19	73.7%

Dead Ball Rebounds: 0, 0

	UMK	KAN
Biggest lead	2 (1 st 19:41)	22 (2 nd 7:35)
Best Scoring Run	10 (2 nd 3:52)	10 (2 nd 1:15)
Lead Changes	1	
Times Tied	1	
Time with Lead	00:19	37:49

Points from	UMK	KAN
Turnovers	9	18
Paint	22	42
Second Chance	9	10
Fast Breaks	10	21
Bench	12	18

Period by Period Scoring			
	1st	2nd	TOT
UMK	30	39	69
KAN	44	44	88

10

AT #2/3 KANSAS 73, MISSOURI 64

Dec. 9, 2023 | Lawrence, Kan. | Allen Fieldhouse (16,300)

Missouri - 64

Record: 7-3

NO. Name	Min	FG M-A	3P M-A	FT M-A	Rebounds OR DR TOT	Fouls PF FD	TP	AS	TO	ST	Blocks BS BA	+/-
23 Aidan Shaw	F 22:02	2-4	0-0	0-0	2 1 3	2 0	4	0	0	1	2 0	-12
35 Noah Carter	F 25:37	3-8	0-2	1-1	1 6 7	1 2	7	0	1	0	0 1	-1
2 Tamar Bates	G 24:49	1-5	1-3	1-2	1 3 4	3 4	4	1	1	0	0 0	-12
10 Nick Honor	G 35:08	5-14	4-8	3-4	0 1 1	3 4	17	2	3	2	0 1	-8
55 Sean East II	G 38:38	8-15	2-4	3-4	0 3 3	4 5	21	6	5	2	0 1	-6
14 Anthony Robinson II	08:03	1-3	0-0	0-0	0 0 0	2 0	2	0	0	2	0 1	-1
75 Connor Vanover	18:07	4-6	0-2	1-2	0 2 2	2 1	9	0	0	1	2 0	-2
11 Trent Pierce	11:21	0-2	0-2	0-0	0 2 2	1 0	0	0	2	0	0 0	2
4 Curt Lewis	08:41	0-0	0-0	0-0	0 0 0	0 0	0	2	0	0	0 0	-4
0 Jordan Butler	03:05	0-1	0-0	0-0	1 0 1	1 0	0	0	0	0	0 0	-2
13 Jesus Carralero Martin	02:45	0-0	0-0	0-0	0 0 0	0 0	0	0	0	0	1 0	0
45 Mabor Majak	01:44	0-0	0-0	0-0	0 0 0	0 0	0	0	0	0	0 0	1
Team					2 0 2	0 0						
Totals		24-58	7-21	9-13	7 18 25	19 16	64	11	12	8	5 4	-9

Technical Fouls: NONE

Shooting By Period		
1 st FG%	12-33	36.4%
3PT%	5-15	33.3%
FT%	9-9	0%
2 nd FG%	12-25	48.0%
3PT%	2-6	33.3%
FT%	9-13	69.2%
GM FG%	24-58	41.4%
3PT%	7-21	33.3%
FT%	9-13	69.2%

Dead Ball Rebounds: 2, 0

Kansas - 73

Record: 9-1

NO. Name	Min	FG M-A	3P M-A	FT M-A	Rebounds OR DR TOT	Fouls PF FD	TP	AS	TO	ST	Blocks BS BA	+/-
24 KJ Adams, Jr.	F 37:12	7-13	0-0	3-4	1 1 2	1 3	17	5	5	0	1 1	5
1 Hunter Dickinson	C 35:01	6-9	0-0	1-1	5 11 16	1 2	13	1	3	1	0 0	7
3 Dajuan Harris Jr.	G 40:00	3-6	0-1	2-2	0 2 2	4 1	8	5	4	1	1 1	9
13 Elmarko Jackson	G 25:54	2-5	1-2	6-7	0 1 1	4 5	11	1	0	1	0 0	15
15 Kevin McCullar Jr.	G 38:51	4-15	1-4	8-9	3 6 9	1 6	17	4	3	3	0 2	9
10 Johnny Furphy	07:39	0-1	0-0	0-0	1 3 4	3 2	0	0	0	0	0 0	1
25 Nicolas Timberlake	05:43	1-3	1-2	0-0	1 0 1	1 0	3	0	1	0	0 1	4
23 Parker Braun	04:59	2-2	0-0	0-0	0 0 0	1 0	4	0	0	0	2 0	2
11 Jamari McDowell	04:41	0-2	0-1	0-0	0 0 0	0 0	0	0	0	0	0 0	-7
Team					2 5 7	0 0						
Totals		25-56	3-10	20-23	13 29 42	16 19	73	16	16	6	4 5	9

Technical Fouls: NONE

Shooting By Period		
1 st FG%	15-33	45.5%
3PT%	3-7	42.9%
FT%	8-8	100%
2 nd FG%	10-23	43.5%
3PT%	0-3	0.0%
FT%	12-15	80%
GM FG%	25-56	44.6%
3PT%	3-10	30.0%
FT%	20-23	87.0%

Dead Ball Rebounds: 3, 0

	MIZ	KAN
Biggest lead	9 (1 st 12:45)	18 (2 nd 11:28)
Best Scoring Run	6 (2 nd 9:03)	14 (1 st 0:00)
Lead Changes	2	
Times Tied	1	
Time with Lead	14:14	24:30

Points from	MIZ	KAN
Turnovers	9	13
Paint	28	42
Second Chance	0	17
Fast Breaks	5	10
Bench	11	7

Period by Period Scoring			
	1st	2nd	TOT
MIZ	29	35	64
KAN	41	32	73

11

#2/2 KANSAS 75, AT -/RV INDIANA 71

Dec. 16, 2023 | Bloomington, Ind. | Simon Skjodt Assembly Hall (17,222)

Indiana - 71

Record: 10-1

NO. Name	Min	FG M-A	3P M-A	FT M-A	Rebounds OR DR TOT	Fouls PF FD	TP	AS	TO	ST	Blocks BS BA	+/-
24 KJ Adams, Jr.	F 35:51	6-12	0-0	2-3	4 0 4	3 3	14	3	3	1	1 0	8
1 Hunter Dickinson	C 37:51	8-17	0-1	1-2	3 11 14	1 4	17	1	1	1	1 1	9
3 Dajuan Harris Jr.	G 40:00	5-9	2-4	0-0	0 2 2	2 0	12	5	3	2	0 0	4
13 Elmarko Jackson	G 24:59	2-6	1-3	0-0	0 1 1	1 0	5	3	1	2	0 0	-6
15 Kevin McCullar Jr.	G 37:15	3-11	2-5	13-16	0 6 6	4 10	21	4	2	3	1 1	0
10 Johnny Furphy	07:23	0-1	0-1	1-2	0 2 2	1 1	1	0	0	0	1 0	7
25 Nicolas Timberlake	06:18	0-2	0-2	0-1	0 1 1	1 2	0	1	0	0	0 0	-5
23 Parker Braun	02:01	1-1	0-0	0-0	0 0 0	1 0	2	0	0	0	0 0	-6
11 Jamari McDowell	08:22	1-2	1-2	0-0	0 1 1	1 3	0	1	0	0	0 0	9
Team					2 3 5	0 0						
Totals		26-61	6-18	17-24	9 27 36	15 21	75	18	11	9	4 2	4

Technical Fouls: NONE

Shooting By Period		
1 st FG%	12-34	35.3%
3PT%	2-10	20.0%
FT%	6-10	60%
2 nd FG%	14-27	51.9%
3PT%	4-8	50.0%
FT%	11-14	78.6%
GM FG%	26-61	42.6%
3PT%	6-18	33.3%
FT%	17-24	70.8%

Dead Ball Rebounds: 5, 0

Indiana - 71

Record: 7-3

NO. Name		Min	FG M-A	3P M-A	FT M-A	Rebounds OR DR TOT	Fouls PF FD	TP	AS	TO	ST	Blocks BS BA	+/-
5 Malik Reneau	F	24:34	5-13	2-4	1-2	2 1 3	4 2 13	4	2	0	0	1	-7
21 Mackenzie Mgbako	F	24:28	4-9	2-4	4-5	0 5 5	4 3 14	0	2	1	0	0	12
1 Ke'el Ware	C	39:18	3-12	0-2	5-6	3 12 15	2 3 11	2	3	2	1	2	-4
2 Gabe Cupps	G	37:23	1-4	0-1	0-0	0 2 2	2 1 2	1	1	2	0	0	-4
32 Trey Galloway	G	37:50	12-17	2-4	2-4	1 2 3	5 3 28	1	5	0	0	0	-1
10 Kaleb Banks		15:32	0-2	0-1	0-0	0 0 0	4 0 0	0	1	1	0	0	-16
4 Anthony Walker		16:08	0-1	0-0	3-4	0 3 3	0 2 3	1	0	1	1	0	3
11 CJ Gunn		04:47	0-1	0-0	0-1	0 2 2	0 1 0	0	0	0	0	0	-3
Team						4 1 5	0	0	0				
Totals			25-59	6-16	15-22	10 28 38	21 15 71	10	14	6	2	4	-4

BOX SCORES

13

#2/2 KANSAS 86, WICHITA STATE 67
Dec. 30, 2023 | Kansas City, Mo. | T-Mobile Center (18,702)

Wichita St. - 67										Record: 8-5											
NO.	Name	Min	FG		3P	FT	Rebounds		Fouls		TP	AS	TO	ST	Blocks		+/-	Shooting By Period			
			M-A	M-A	M-A	OR	DR	TOT	PF	FD					BS	BA					
11	Kenny Ponto	F 27:32	3-10	1-3	1-2	1	5	6	0	2	8	4	0	2	0	1	-15	1st	FG%	12.32	37.5%
15	Quincy Ballard	C 18:31	5-5	0-0	0-1	1	3	4	2	1	10	0	3	0	0	0	-13	3PT%	2-7	28.6%	
1	Xavier Bell	G 28:12	4-9	1-3	2-4	0	1	1	0	2	11	2	1	0	0	1	-14	FT%	1-2	50%	
4	Colby Rogers	G 32:08	4-15	1-7	0-0	0	2	2	2	0	9	2	3	2	2	0	-27	2nd FG%	16-34	47.1%	
20	Harlond Beverly	G 19:59	2-9	0-1	1-1	0	3	3	2	1	5	3	2	0	0	0	-15	3PT%	2-13	15.4%	
5	Isaac Abidde	17:32	2-4	0-1	2-3	0	5	5	4	2	6	0	1	0	0	0	2	FT%	6-12	50%	
10	Dalen Ridginal	29:09	6-8	1-3	0-1	1	6	7	1	2	13	0	1	3	2	0	0	GM FG%	28-66	42.0%	
55	Bijan Cortes	13:08	1-2	0-0	1-2	0	1	1	0	4	3	2	2	0	0	0	-12	3PT%	4-20	20.0%	
3	Ronnie DeGray III	09:03	0-3	0-2	0-0	1	0	1	3	1	0	0	1	0	0	0	0	FT%	7-14	50.0%	
24	Jacob Germany	02:10	0-0	0-0	0-0	2	2	0	0	0	0	0	0	0	0	0	-5	Dead Ball Rebounds: 3.0			
14	Trevor McBride	01:18	1-1	0-0	0-0	0	0	0	0	0	0	0	0	0	0	0	2				
21	Henry Thengvall	01:18	0-0	0-0	0-0	0	0	0	0	0	0	0	0	0	0	0	2				
Team						3	3	6			0	1									
Totals			28-66	4-20	7-14	7	31	38	14	15	67	13	15	7	2	2	-19				
Technical Fouls: NONE																					

Kansas - 86															Record: 12-1									
NO. Name		Min	FG	3P	FT	Rebounds	Fouls	TP	AS	TO	ST	Blocks	+/-		Shooting By Period									
			M-A	M-A	M-A	OR DR TOT	PF FD					BS BA			1st FG%	16-34	47-1%							
24	KJ Adams, Jr.	F 31:37	4-8	0-0	1-2	3 8 11	1 3	9	5	1	0	0	0	32	3PT%	4-11	36.4%							
1	Hunter Dickinson	C 30:25	10-17	2-3	0-0	5 8 13	1 1	22	4	1	3	1	0	20	FT%	7-9	77.8%							
3	Dajuan Harris Jr.	G 35:30	2-5	2-3	0-0	0 0 0	0 0	6	9	2	0	0	0	27	2nd FG%	15-40	37.5%							
13	Elmarko Jackson	G 27:07	5-10	2-3	0-0	1 1 2	3 0	12	2	2	1	0	0	18	3PT%	3-16	18.8%							
15	Kevin McCullar Jr.	G 31:53	5-14	0-4	10-10	0 7 7	1 5	20	2	1	2	0	0	19	FT%	10-10	100%							
25	Nicolas Timberlake	06:51	0-5	0-4	0-0	0 1 1	3 0	0	0	0	1	0	0	-11	GM FG%	31-74	41.9%							
23	Parker Braun	09:35	2-3	0-1	0-0	0 0 0	4 0	4	0	0	0	0	1	-1	3PT%	3-27	25.9%							
10	Johnny Furphy	13:49	2-6	1-5	2-3	0 3 3	2 3	7	0	0	0	0	1	-4	FT%	17-19	89.5%							
11	Jamari McDowell	08:01	1-3	0-1	4-4	3 0 3	0 2	6	1	0	1	0	0	-2	Dead Ball Rebounds: 0									
12	Wilder Evers	01:18	0-1	0-1	0-0	0 1 1	0 0	0	0	0	0	0	0	-2										
14	Patrick Cassidy	01:18	0-1	0-1	0-0	0 0 0	0 0	0	0	0	0	0	0	-2										
20	Michael Jankovich	01:18	0-1	0-1	0-0	2 0 2	0 0	0	0	0	0	0	0	-2										
22	Dillon Wilhite	01:18	0-0	0-0	0-0	0 0 0	0 0	0	0	1	0	0	0	-2										
Team						0 5 5	0 0	0	0															
Totals			31-74	7-27	17-19	14 34 48	15 14	86	23	8	10	2 2	19											

		WSU		KAN		Points from		WSU		KAN		Period by Period Scoring			
Biggest lead		0 (1 st 20:00)		28 (2 nd 13:21)		Turnovers		6		15		1st 2nd TOT			
Best Scoring Run		6 (2 nd 11:07)		10 (2 nd 18:43)		Paint		36		44					
Lead Changes		0				Second Chance		7		10		WSU 27 40 67			
Times Tied		2				Fast Breaks		7		14		KAN 43 43 86			
Time with Lead		00:00		38:25		Bench		24		17					

15

AT UCF 65, #3/3 KANSAS 60
Jan. 10, 2024 | Orlando, Fla. | Addition Financial Arena (9,469)

Kansas - 60			Record: 13-2 (1-1)																
NO.	Name	Min	FG	3P	FT	Rebounds	Fouls	TP	AS	TO	ST	Blocks	+/-		Shooting By Period				
			M-A	M-A	M-A	OR DR TOT	PF FD					BS BA			1st	FG%	FT%		
24	KJ Adams, Jr.	F 38:02	5-7	0-1	0-1	2 5 7	2 1	10	3	4	0	1 1	0	-10	3PT%	17-25	68.0%		
1	Hunter Dickinson	C 27:53	5-9	1-3	1-2	0 4 4	4 2	12	1	2	2	0 0	5	1	3PT%	3-7	42.9%		
3	Dajuan Harris Jr.	G 37:03	2-8	0-3	1-2	2 0 2	0 2	5	8	3	1	0 2	1	0	FT%	0-0	0%		
13	Elmarko Jackson	G 21:48	0-0	0-0	0-0	0 0 0	0 3	0	0	2	2	0 0	0	-16	2nd	FG%	7-22	31.8%	
15	Kevin McCullar Jr.	G 37:08	5-10	3-5	3-4	1 5 6	2 6	16	5	5	1	0 0	2	-7	3PT%	3-11	27.3%		
10	Johnny Furphy	17:30	4-8	1-4	0-0	2 2 4	1 0	9	1	0	1	0 1	1	7	FT%	6-11	54.5%		
23	Parker Braun	08:43	1-2	1-1	0-0	0 3 3	1 1	3	0	0	0	1 1	1	-5	GM	FG%	24-47	51.1%	
25	Nicolas Timberlake	09:56	2-3	0-1	1-2	0 0 0	2 1	5	0	1	0	0 0	0	1	3PT%	6-18	33.3%		
11	Jamari McDowell	01:57	0-0	0-0	0-0	0 0 0	0 0	0	0	0	0	0 0	0	-1	FT%	6-11	54.5%		
Team						1	5	6	0	1					Dead Ball Rebounds: 1, 0				
Totals			24-47	6-18	6-11	8	24	32	15	13	60	20	18	6	2	7	-5	Technical Fouls: NONE	

BOX SCORES

17

#3/4 KANSAS 90, AT OKLAHOMA STATE 66

Jan. 16, 2024 | Stillwater, Okla. | Gallagher-Iba Arena (8,570)

Kansas - 90														
Record: 15-2 (3-1)														
NO. Name	Min	FG M-A	3P M-A	FT M-A	Rebounds OR DR TOT	Fouls PF FD	TP	AS	TO	ST	Blocks BS BA	+/-		
24 KJ Adams, Jr.	F 34:18	8-10	0-0	0-0	1 3 4	3 1	16	5	2	0	1 0	22		
1 Hunter Dickinson	C 30:12	9-14	0-2	3-5	2 5 7	3 5	21	2	2	0	2 0	24		
3 Dajuan Harris Jr.	G 30:60	4-6	0-0	3-4	0 2 2	2 2	11	3	1	3	0 0	21		
10 Johnny Furphy	G 32:38	5-6	3-4	2-2	1 6 7	1 1	15	2	0	0	2 0	22		
15 Kevin McCullar Jr.	G 35:12	7-14	1-4	3-3	1 5 6	1 4	18	8	3	1	0 0	25		
13 Elmarko Jackson	G 22:44	1-3	0-1	0-2	1 0 1	1 1	2	1	2	1	0 0	0		
23 Parker Braun	09:48	0-1	0-0	2-2	0 3 3	4 2	2	0	0	0	2 0	0		
25 Nicolas Timberlake	08:42	1-2	0-0	0-0	2 2 2	1 0	2	0	0	0	2 0	7		
11 Jamari McDowell	03:00	0-0	0-0	0-0	0 0 0	1 0	0	0	0	0	0 0	-1		
20 Michael Jankovich	02:26	1-2	1-2	0-0	0 0 0	0 0	3	0	0	0	0 0	-1		
Team					0 1 1			0	1					
Totals		36-58	5-13	13-18	6 27 33	17 16	90	21	11	7	7 0	24		

Technical Fouls:NONE

Oklahoma St. - 66														
Record: 8-9 (0-4)														
NO. Name	Min	FG M-A	3P M-A	FT M-A	Rebounds OR DR TOT	Fouls PF FD	TP	AS	TO	ST	Blocks BS BA	+/-		
2 Eric Dailey Jr.	F 20:56	4-5	0-0	1-2	1 0 1	3 1	9	0	0	1	0 1	-16		
23 Brandon Garrison	C 26:07	3-6	0-0	4-6	2 3 5	4 6	10	1	3	1	0 1	-15		
1 Bryce Thompson	G 20:31	5-11	3-7	7-8	0 1 1	4 6	20	2	1	2	0 1	-25		
5 Quinn Williams	G 28:24	2-3	1-1	1-2	3 2 5	2 1	6	0	4	2	0 0	-18		
12 Javon Small	G 28:27	1-10	0-4	0-0	2 2 2	1 0	2	7	5	0	0 3	-22		
51 John-Michael Wright	11:11	0-3	0-1	0-0	0 0 0	0 0	0	0	1	0	0 0	-2		
32 Mike Marsh	11:24	1-4	0-0	0-1	1 1 2	0 0	2	0	0	0	0 1	-11		
4 Jarius Hicklen	22:04	3-6	2-5	2-2	0 1 1	1 0	10	0	0	2	0 0	-10		
13 Connor Dow	16:13	1-4	0-3	3-3	0 2 2	0 1	5	1	1	0	0 0	-1		
21 Justin McBride	03:17	1-1	0-0	0-1	0 3 3	1 1	2	0	0	0	0 0	-1		
14 Jamyron Keller	02:26	0-0	0-0	0-0	0 0 0	1 0	0	0	0	0	0 0	1		
Team					0 3 3			0						
Totals		21-53	6-21	18-24	7 18 25	16 17	66	11	14	9	0 7	-24		

Technical Fouls:NONE

	KANSAS	OSU	Points from	KANSAS	OSU	Period by Period Scoring			
Biggest lead	28 (2 nd 12:05)	0 (1 st 20:00)	Turnovers	22	7	1st	2nd	TOT	
Best Scoring Run	12(2 nd 12:05)	7(2 nd 9:27)	Paint	46	24				
Lead Changes			Second Chance	12	7	KANSAS	48	42	90
Times Tied	0		Fast Breaks	20	3				
Time with Lead	39:40	00:00	Bench	9	19				
						OSU	33	33	66

BOX SCORES

21 AT #8/9 KANSAS 83, OKLAHOMA STATE 54
Jan. 30, 2024 | Lawrence, Kan. | Allen Fieldhouse (16,300)

Oklahoma St - 54		Record: 9-12 (1-7)																		
NO.	Name	Min	FG	M-A	3P	FT	Rebounds	Fouls	TP	AS	TO	Blocks	+/-	Shooting By Period						
							OR	DR	PF			BS		1st	FG%	2nd	FG%	3rd	FG%	
23	Brandon Garrison	C 28:37	3-8	0-0	5-9	1	4	5	3	4	1	3	2	-21	1st	FG%	5-14	35.7%	28.6%	
1	Bryce Thompson	G 04:29	0-1	0-1	0-0	0	0	0	0	1	0	2	0	-4	FT%	5-6	83.3%			
12	Javon Small	G 30:41	3-10	2-8	0-0	0	0	0	0	8	2	2	1	-24	2nd	FG%	9-30	30.0%		
13	Connor Dowd	G 29:39	0-4	0-4	0-0	0	7	7	3	0	0	1	0	-23	3PT%	3-15	20.0%			
51	John-Michael Wright	G 34:02	4-13	4-10	4-5	0	2	2	1	3	16	1	1	-19	FT%	7-13	53.8%			
2	Eric Dailey Jr.	15:21	2-7	0-0	0-2	3	0	3	2	2	4	1	1	-10	GMF%	17-58	29.3%			
4	Jarius Hicklen	19:18	1-5	1-3	0-0	0	3	3	1	0	3	0	1	-18	3PT%	8-29	27.6%			
5	Quion Williams	18:31	1-3	0-0	2-2	3	3	6	2	1	4	0	0	-14	FT%	12-19	63.2%			
32	Mike Marsh	05:03	0-2	0-0	0-0	0	1	1	1	0	0	0	1	-4	Dead Ball Rebounds: 3.0					
14	Jamyrion Keller	05:53	1-2	0-2	1-1	0	0	0	0	1	3	0	1	-1						
21	Justin McBride	08:26	2-2	1-1	0-0	0	1	1	0	1	5	0	1	-7						
Team							2	0	2	0	0	0	0							
Totals			17-58	8-29	12-19	9	21	30	14	12	54	8	10	6	1	4	-29			

Kansas - 83		Record: 17-4 (5-3)														
No.	Name	Min	FG M-A	3P M-A	FT M-A	Rebounds OR DR TOT	Fouls PF FD	TP	AS	TO	ST	Blocks BS BA	++			
24	KJ Adams, Jr.	F 30:58	7-7	0-0	2-2	0 2 2	2 4	16	6	2	1	0	22			
1	Hunter Dickinson	C 27:32	8-14	0-1	0-0	1 10 11	3 2	16	2	1	1	0	26			
3	Dajuan Harris Jr.	C 29:57	5-9	2-3	0-0	3 3 1	1 2	12	7	1	0	1	18			
10	Johnny Furphy	G 32:17	4-7	1-3	2-4	1 5 6	2 3	11	2	0	0	1	28			
13	Elmarco Jackson	G 25:21	4-8	2-2	0-0	2 2 2	1 1	10	1	2	0	0	13			
25	Nicolas Timberlake	24:25	2-8	1-5	2-2	0 6 6	1 2	7	2	1	2	0	24			
23	Parker Braun	10:16	0-1	0-1	0-0	1 5 6	1 0	0	1	3	1	0	1			
11	Jamari McDowell	10:28	2-3	1-2	1-1	1 2 3	0 1	6	1	0	0	1	4			
20	Michael Jankovich	04:22	1-1	1-1	0-0	0 0 0	0 0	3	0	0	0	0	5			
12	Wilder Evers	02:12	1-1	0-0	0-0	0 1 1	0 0	2	0	0	0	0	2			
22	Dillon Wilhite	02:12	0-0	0-0	0-0	0 0 0	0 0	0	0	0	0	0	2			
Team						1 0 1		0	0							
Totals			34-59	8-18	7-9	5 36 41	12 14	83	22	10	7	1	29			

Shooting By Period		
1 st	FG%	18-28 64.3%
3 ^{PT}	5-10 50.0%	
FT%	3-4 75%	
2 nd	FG%	16-31 51.6%
3 ^{PT}	3-8 37.5%	
FT%	4-5 80%	
GM FG%	34-59 57.6%	
3 ^{PT}	8-18 44.4%	
FT%	7-9 77.8%	

Dead Ball Rebounds: 1-0

Technical Fouls: NONE

	OSU	KAN	Points from		Period by Period Scoring				
Biggest lead	0 (1 st 20:00)	31 (2 nd 0:35)	Turnovers	12	9				
Best Scoring Run	5 (2 nd 10:57)	12 (1 st 5:45)	Point	14	44	1st	2nd	TOT	
Lead Changes			Second Chance	2	2	OSU	26	28	54
Times Tied		0	Fast Breaks	7	15	KAN	44	39	83
Time with Lead	00:00	39:44	Bench	19	18				

23 **AT KANSAS STATE 75, #4/4 KANSAS 70 (OT)**
Feb. 5, 2024 | Manhattan, Kan. | Bramlage Coliseum (11,010)

Kansas - 70		Record: 18-5 (6-4)																
NO.	Name	Min	FG M-A	3P M-A	FT M-A	Rebounds OR DR TOT	Fouls PF	TP	AS	TO	ST	Blocks BS	+/-	Shooting By Period				
24	KJ Adams, Jr.	F 43:22	6-12	0-0	1-1	0	2	2	5	1	13	4	1	0	0	1	1 st FG% 12.27 44.4%	
1	Hunter Dickinson	C 35:52	8-18	0-2	5-6	5	7	12	5	3	21	2	1	1	1	2	3 rd % 2-5 40.0%	
3	Dajuan Harris Jr.	G 42:38	5-10	1-3	4-4	0	2	2	2	3	15	8	3	2	1	0	FT% 6-7 85.7%	
10	Johnny Furphy	G 38:22	2-7	0-4	0-0	2	2	4	4	2	1	0	0	0	1	-3	FT% 1-7 14.3%	
15	Kevin McCullar Jr.	G 42:38	6-18	2-5	1-5	0	6	6	1	5	15	6	2	4	0	-1	3 rd % 3-6 50.0%	
3	Elmarko Jackson	04:47	1-2	0-0	0-0	0	0	0	1	0	2	0	0	0	0	-3	OT FG% 2-9 22.2%	
23	Parker Braun	10:17	0-0	0-0	0-0	0	4	4	1	0	0	0	2	0	0	-1	3 rd % 0-3 0.0%	
25	Nicolas Timberlake	06:02	0-0	0-0	0-0	0	2	2	0	0	0	0	0	0	0	-2	FT% 2-3 66.7%	
11	Jamari McDowell	00:06	0-1	0-1	0-0	0	0	0	0	0	0	0	0	0	0	-1	GM FG% 28-68 41.2%	
20	Michael Jankovich	00:06	0-0	0-0	0-0	0	0	0	0	0	0	0	0	0	0	-1	3 rd % 3-15 20.0%	
Team						0	1	1		0	0						FT% 11-16 68.8%	
Totals		28:68	3-15	11-16		7	26	33	19	14	70	21	9	11	2	4	-5	Dead Ball Rebounds: 31
Technical Fouls: NONE																		

Kansas St. - 75			Record: 15-8 (5-5)														
NO.	Name	Min	FG	3P	FT	Rebounds	Fouls	TP	AS	ST	Blocks	+/-	Shooting By Period				
			4-11	1-6	4-4	O	DR	OT			BS	B		1st	2nd		
24	Arthur Kaluma	F 41:23	4-11	1-6	4-4	2	6	8	4	2	13	0	6	1st FG%	12.28	42.9%	
20	Jerrell Colbert	C 16:01	0-2	0-0	0-2	2	1	3	2	2	0	3	0	3PT%	5.15	33.3%	
2	Tyrell Perry	G 45:00	7-15	4-10	8-9	1	4	5	1	5	26	4	3	FT%	1.6	16.7%	
4	Dai Dai Ames	G 23:27	2-4	1-1	1-2	0	1	1	1	6	2	2	1	0-6	38.5%		
5	Cam Carter	G 44:33	6-14	3-7	4-5	0	11	11	2	4	19	2	4	1	1	5	
13	Will McNair Jr.	28:59	3-7	0-1	0-0	0	3	3	1	6	0	3	0	0	0	-13	
1	David N'Guessan	26:27	2-5	0-1	1-4	2	5	7	3	4	5	2	0	1	0	19	
Team							2	3	5		0	1		3PT%	11.12	31.0%	
Totals			24-58	9-26	18-26	9	34	43	14	19	75	15	16	6	4	2	5
Technical Fouls: NONE															OTFG%	2.4	50.0%
															3PT%	1	100.0%
															FT%	6.8	75%
															GMFG%	24.58	41.4%
															3PT%	9.26	34.8%
															FT%	18.26	69.2%
Don't Pull Straws...!																	

	KU	KState	Points from Turnovers	KU	KState	Period by Period Scoring				
Biggest lead	11 (2 nd 17:23)	5 (1 st OT 0:05)	Paint	38	30		1st	2nd	OT	TOT
Best Scoring Run	11 (2 nd 17:23)	11 (2 nd 15:00)	Second Chance	6	8	KU	32	32	6	70
Lead Changes	12		Fast Breaks	16	9	KState	30	34	11	75
Times Tied	15		Bench	2	11					
Time with Lead	22:57	10:36								

22 AT #8/9 KANSAS 78, #4/4 HOUSTON 65
Feb. 3, 2024 | Lawrence, Kan. | Allen Fieldhouse (16,300)

Houston - 65			Record: 19-3 (6-3)																
NO.	Name		FG	3P	FT	Rebounds	Fouls	TP	AS	TO	ST	Blocks	+/-	Shooting By Period					
			M-A	M-A	M-A	OR	DR	OT	P	F	BS	BA		1st	FG%	10-32	31.3%		
5	Ja'Vier Francis	F	05:55	1-1	0-0	0-0	0	0	0	1	0	2	0	0	0	0	-5		
13	J'Wan Roberts	F	37:58	5-11	0-0	1-3	7	6	13	2	3	11	1	0	2	0	-10		
1	Jamal Shead	G	38:24	2-9	0-3	3-4	0	0	0	1	4	7	9	0	1	0	-8		
4	LJ Cryer	G	32:38	9-20	6-12	0-1	0	1	1	3	21	3	0	0	1	0	-9		
21	Emanuel Sharp	G	31:23	4-14	3-19	0-0	0	1	1	2	14	11	1	0	0	0	-15		
25	Joseph Tugler		33:47	3-7	0-0	2-2	5	3	8	3	2	8	0	2	2	1	-3		
3	Ramon Walker Jr.		03:38	0-1	0-1	0-0	0	0	0	0	0	0	0	0	0	0	-5		
8	Mylik Wilson		11:58	1-5	0-3	0-0	0	0	0	0	2	0	0	2	0	0	-4		
11	Damian Dunn		06:19	0-1	0-1	0-0	0	0	0	0	0	0	0	0	0	0	-6		
Team						1	0	1			0	1							
Totals				25-69	9-29	6-10	13	11	24	12	10	65	14	3	8	1	3	-13	
Dead Ball Rebounds: 1:0																			

Kansas - 78		Record: 18-4 (6-3)																
NO. Name	Min	FG		3P		FT		Rebounds		Fouls		TP	AS	TO	ST	Blocks		+/-
		M	A	M	A	M	A	OR	DR	T	F					BS	BA	
24 KJ Adams, Jr.	F 36:26	4-5	0-0	2-4		0	4	4	2	3	10	7	4	1	0	1	1	1st FG% 17-25 68.0%
1 Hunter Dickinson	C 33:19	9-15	0-1	2-3		2	6	8	2	3	20	4	3	0	1	0	11	3PT% 4-8 50.0%
3 Dajuan Harris Jr.	C 37:15	3-4	1-2	0-0		0	3	3	1	7	2	1	0	1	0	14	15	FT% 5-8 62.5%
10 Johnny Furphy	C 34:42	7-7	3-4	2-4		0	8	8	4	2	17	2	0	0	0	0	17	2nd FG% 14-20 70.0%
15 Kevin McCullar Jr.	C 35:58	6-8	1-2	2-2		2	5	7	1	1	17	3	5	1	0	0	10	3PT% 2-5 40.0%
23 Parker Braun	C 38:14	1-2	1-1	2-2		1	2	3	0	5	11	0	0	0	0	0	10	FT% 5-7 71.4%
13 Elmarko Jackson	C 08:41	1-2	0-1	0-0		1	1	2	0	0	2	3	0	0	0	0	-3	GM FG% 31-45 68.9%
25 Nicolas Timberlake	C 02:54	0-1	0-1	0-0		0	1	1	0	0	1	0	1	0	0	0	0	3PT% 6-13 46.2%
11 Jamari McDowell	C 01:31	0-1	0-1	0-0		0	0	0	0	0	0	0	0	0	0	0	0	FT% 10-15 66.7%
Team																		Dead Ball Rebounds: 2-0
Totals		31-45	16-13	10-25		6	34	40	10	12	78	20	2	3	1	13		
Technical Fouls: NONE																		

	HOU	KAN	Period by Period Scoring						
Biggest lead	2 (1 st 19:43)	20 (2 nd 12:23)	Points from	HOU	KAN				
Best Scoring Run	6 (1 st 6:11)	7 (1 st 16:26)	Turnovers	20	6	HOU	1st	2nd	TOT
			Paint	24	42				
Lead Changes			Second Chance	8	8				
Times Tied		2	Fast Breaks	16	9	KAN	43	35	78
Time with Lead	00:13	38:12	Bench	10	7				

24 **AT #4/4 KANSAS 64, #13/13 BAYLOR 61**
Feb. 10, 2024 | Lawrence, Kan. | Allen Fieldhouse (16,300)

Baylor - 61		Record: 17-6 (6-4)															
NO.	Name	Min	FG M-A	3P M-A	FT M-A	Rebounds OR DR TOT	Fouls PF FD	TP	AS	TO	ST	Blocks BS BA	+/-	Shooting By Period			
11	Jalen Bridges	F 35:00	3-9	3-7	0-0	1 3 4	0 0	9	0	3	1	0	+6	1 st FG%	8-21	38.1%	
21	Yves Missi	F 29:26	6-9	0-0	9-12	1 7 8	3 9	21	1	1	0	2	0	3 rd FG%	3-10	30.0%	
2	Jayshawn Nunn	G 34:58	3-7	2-5	0-0	1 1 2	0 1	8	0	2	0	0	1	5	FT%	9-12	75.0%
4	Ja'Kobe Walter	G 30:03	5-12	2-9	5-5	2 6 8	4 1	17	3	5	2	0	-5	2 nd FG%	11-25	44.0%	
10	RayJ Dennis	G 34:09	1-2	0-2	0-2	0 7 7	4 1	3	8	6	1	0	-3	3 rd FT%	5-16	31.3%	
15	Josh Ojanwuna	08:04	0-0	0-0	0-0	0 0 0	0 0	0	0	4	0	0	-6	FT%	6-9	66.7%	
33	Caleb Lohner	06:48	0-0	0-0	0-0	1 3 4	1 0	0	0	0	0	0	-10	GM FG%	19-46	41.3%	
1	Miro Little	19:02	1-2	0-1	1-2	2 4 6	3 2	3	0	0	1	0	-5	3 rd FT%	8-26	30.8%	
23	Jonathan Tchamwa Tchatchoua	02:30	0-2	0-2	0-0	0 0 0	0 0	0	0	0	0	0	1	FT%	15-21	71.4%	
Team						2 1 3		0		0				Dead Ball Rebounds: 2.0			
Totals			19-46	8-26	15-21	10 32 42	15 14	61	12	21	5	2	2	-3	Technical Fouls: NONE		

Kansas - 64		Record: 19-5 (7-4)																	
NO.	NAME	Min	FG		3P		FT		Rebounds		Fouls		TP	AS	TO	Blocks		+/-	
			M	A	M	A	M	A	OR	DR	PF	FD				BS	BA		
24	KJ Adams, Jr.	F:36:19	6-7	0-0	1-2	1	3	4	2	2	2	1	3	2	1	3	0	0	1 st
1	Hunter Dickinson	C:31:49	7-19	1-3	0-1	1	6	7	4	4	15	2	2	1	1	1	1	6 th	
3	Dajuan Harris Jr.	C:36:16	5-12	2-4	2-2	0	1	1	0	14	5	2	1	1	1	1	0	2 nd	
10	Johnny Furphy	C:35:33	2-8	0-6	7-7	2	3	5	1	4	11	1	1	6	0	0	0	3 rd	
25	Nicolas Timberlake	C:30:44	3-8	2-7	0-1	0	2	2	2	1	8	0	2	1	1	1	0	2 nd	
13	Elmarko Jackson	T:21:22	0-0	0-0	1-2	0	0	0	3	1	1	1	1	4	0	0	0	1 st	
23	Parker Braun	07:58	1-2	0-1	0-0	0	0	1	1	2	1	2	0	0	0	0	0	-3	
Team						0	5	5		0	0	0	0						
Totals			24-56	5-21	11-25	4	21	25	15	15	64	11	8	17	2	2	3		

Shooting By Period

1 st	FG%	13-28	46.4%
2 nd	FG%	6-17	35.3%
3 rd	FG%	11-28	39.3%
4 th	FG%	3-10	30.0%
5 th	FG%	5-8	62.5%

Game FGS

GM FG%	24-56	42.9%
3PT%	5-21	23.8%
FT%	11-15	73.3%

Dead Ball Rebounds

1 st	1
2 nd	3
3 rd	3
4 th	3
5 th	3
6 th	3
7 th	3
8 th	3
9 th	3
10 th	3
11 th	3
12 th	3
13 th	3
14 th	3
15 th	3
16 th	3
17 th	3
18 th	3
19 th	3
20 th	3
21 st	3
22 nd	3
23 rd	3
24 th	3
25 th	3
26 th	3
27 th	3
28 th	3
29 th	3
30 th	3

Technical Fouls

Bench	11:59
-------	-------

	BAY	KAN	Points from	BAY	KAN	Period by Period Scoring			
Biggest lead	2 (1 st 16:53)	13 (1 st 10:36)	Turnovers	5	17		1st	2nd	TOT
Best Scoring Run	8 (2 nd 17:08)	9 (1 st 13:05)	Paint	22	30	BAY	28	33	61
Lead Changes		1	Second Chance	15	4				
Times Tied		1	Fast Breaks	7	11	KAN	34	30	64
Time with Lead	00:17	38:36	Bench	3	3				

BOX SCORES

25

AT RV/RV TEXAS TECH 79, #6/7 KANSAS 50

Feb. 12, 2024 | Lubbock, Texas | United Supermarkets Arena (15,098)

Kansas - 50			Record: 19-6 (7-5)													Shooting By Period																			
NO.	Name	Min	FG	M-A	3P	FT	Rebounds	OR	DR	TO	Fouls	PF	TP	AS	TO	ST	Blocks	BS	BA	+/-	1st	2nd	3rd	4th	FT%	GM FG%	3PT%	FT%	GM FG%	3PT%	FT%	GM FG%	3PT%	FT%	
24	KJ Adams, Jr.	F 36:21	1-10	0-1	3-4	1 2 3	1 2	5	3	0	0	0	1	5	3	0	0	0	1	0	-29	1st	FG%	9-26	34.6%										
1	Hunter Dickinson	C 30:00	2-12	0-2	1-2	2 5 7	3 3	5	3	2	1	0	1	5	3	2	1	0	1	0	-36	3PT%	2-7	28.6%											
3	Dajuan Harris Jr.	G 35:30	2-8	0-3	3-4	0 1 1	0 3	7	3	3	1	0	1	7	3	3	1	0	1	0	-28	2nd	FG%	8-9	88.9%										
10	Johnny Furphy	G 32:07	4-8	1-3	4-4	1 6 7	1 2	13	2	1	0	1	1	2	2	1	0	1	0	-10	3rd	FG%	8-26	30.8%											
25	Nicolas Timberlake	G 29:25	5-7	2-4	1-1	0 3 3	3 1	13	0	3	0	0	0	13	0	3	0	0	0	-25	FT%	5-8	62.5%												
23	Parker Braun	G 05:32	0-0	0-0	0-0	0 0 0	1 0	0	0	0	0	0	0	0	0	0	0	1	0	4	GM FG%	17-52	32.7%												
13	Elmarko Jackson	24:25	3-5	0-2	1-2	0 1 1	4 3	7	0	0	2	0	0	4	3	0	2	0	0	-17	3PT%	3-16	18.8%												
12	Wilder Evers	01:42	0-1	0-0	0-0	0 0 0	0 0	0	0	0	0	0	0	0	0	0	0	0	1	-2	FT%	13-17	76.5%												
20	Michael Jankovich	02:40	0-1	0-1	0-0	0 0 0	1 0	0	0	0	0	0	0	0	0	0	0	0	0	2	Dead Ball Rebounds: 1, 0														
22	Dillon Wilhite	01:16	0-0	0-0	0-0	0 0 0	0 0	0	0	0	0	0	0	0	0	0	0	0	0	-2															
5	Chris Carter	01:02	0-0	0-0	0-0	0 0 0	0 0	0	0	0	0	0	0	0	0	0	0	0	0	-2															
Team						0 4 4																													
Totals				17-52	3-16	13-17	4 22 26	16 14	50	11	9	4	3	3	29																				

Texas Tech - 79			Record: 18-6 (7-4)																	
NO.	Name	Min	FG M-A	3P M-A	FT M-A	Rebounds OR DR TOT	Fouls PF FO	TP	AS	TO	ST	Blocks BS BA	+/-	Shooting By Period						
5	Darrion Williams	F 37:08	12-12	4-4	2-2	1 10 11	1 2	30	3	1	2	1	0	29	1st FG%	14-26	53.8%			
22	Warren Washington	F 20:25	5-7	0-0	1-5	2 4 6	2 3	11	2	1	1	1	1	11	3PT%	8-14	57.1%			
2	Pop Isaacs	G 33:50	1-9	1-6	4-4	0 4 4	1 1	7	5	1	1	0	1	25	FT%	1-5	20%			
6	Joe Toussaint	G 34:27	2-9	2-4	0-0	0 4 4	3 1	6	3	1	0	0	1	29	2nd FG%	13-29	44.8%			
24	Karwin Walton	G 27:27	2-7	2-6	2-3	1 2 3	1 1	8	0	2	1	0	0	12	3PT%	2-12	16.7%			
0	Chance McMillian	22:22	3-8	1-6	0-0	0 2 2	2 0	7	3	1	1	0	0	17	FT%	14-17	82.4%			
25	Robert Jennings	19:31	1-2	0-0	6-8	2 2 4	4 6	8	2	1	0	0	0	14	GM FG%	27-55	49.1%			
1	Lamar Washington	01:16	0-0	0-0	0-0	0 0 0	0 0	0	0	0	0	0	0	2	3PT%	10-26	38.5%			
21	KyeRon Lindsay	01:16	1-1	0-0	0-0	0 0 0	0 0	0	2	0	0	0	0	2	FT%	15-22	68.2%			
23	Ermeli Yalaho	01:16	0-0	0-0	0-0	0 0 0	0 0	0	0	0	0	0	0	2	Dead Ball Rebounds: 5, 0					
10	Jack Francis	01:02	0-0	0-0	0-0	0 2 2	0 0	0	1	0	0	0	0	2						
Team						2 4 6								0						
Totals			27-55	10-26	15-22	8 34 42	14 14	79	19	8	6	3	3	29						

Kansas		TEX		KAN		Points from		Turnovers		Paint		Second Chance		Fast Breaks		Bench	
Biggest lead	0 (1st 20:00)	29 (2nd 1:45)															
Best Scoring Run	8 (1st 12:07)	9 (1st 6:50)															
Lead Changes	0																
Times Tied	1																
Time with Lead	00:00	38:25															

27

#9/10 KANSAS 86, TEXAS 67

Feb. 24, 2024 | Lawrence, Kansas | Allen Fieldhouse (16,300)

Texas - 67		Record: 17-10 (8-6)																									
NO.	Name	Min	FG	3P	FT	Rebounds	Fouls	TP	AS	TO	ST	Blocks	+/-	Shooting By Period													
			M-A	M-A	M-A	OR DR TOT	PF					BS BA		1st	2nd	3rd	4th	FT%	GM FG%	3PT%	FT%	GM FG%	3PT%	FT%	GM FG%	3PT%	FT%
1	Dylan Disu	F 23:27	3-6	2-4	0-0	1 2 3	4	1	8	2	3	1	1	0	-4												
23	Dillon Mitchell	F 20:13	6-10	0-0	0-0	1 3 4	2	0	12	2	2	2	0	1	-10												
2	Cherell Weaver	G 19:01	4-11	0-2	1-2	3 2 5	1	2	9	0	0	0	0	1	2												
3	Max Abrams	G 35:15	2-8	1-5	0-0	0 3 3	1	0	5	3	4	0	0	0	-18												
4	Tyrese Hunter	G 34:05	4-8	3-6	1-2	0 1 1	2	1	12	4	2	2	0	1	-16												
9	Ithiel Horton	27:03	2-7	2-5	4-6	0 2 2	1	4	10	2	0	2	0	0	-10												
30	Brock Cunningham	17:06	1-3	1-3	0-0	2 1 3	2	0	3	1	0	1	0	0	-16												
5	Kadin Shadrick	20:44	4-8	0-1	0-0	1 0 1	1	0	1	8	2	2	0	0	-17												
21	Ze'rik Onyema	03:06	0-1	0-0	0-0	0 0 0	1	0	0	0	0	0	0	0	-3												
Team						2 1 3										Dead Ball Rebounds: 4, 0											
Totals			26-62	9-26	6-10	10 15 25	16 9	67	16	13	10	1	3	-19													

Kansas - 86			Record: 21-6 (9-5)																											
NO.	Name	Min	FG	3P	FT	Rebounds	Fouls	TP	AS	TO	ST	Blocks	+/-	Shooting By Period																
			M-A	M-A	M-A	OR	DR	PF				BS	BA		1st	FG%	18-31	58.1%												
24	KJ Adams, Jr.	F 32:22	8-12	0-0	0-1	3	5	8	0	2	16	2	4	0	1	8	3PT%	1-4	25.0%											
1	Hunter Dickinson	C 33:16	9-17	0-2	2-4	0	7	7	2	2	20	2	0	0	1	0	13	FT%	8-11	72.7%										
3	Dajuan Harris Jr.	G 33:17	7-11	0-1	0-0	0	2	2	1	1	14	6	0	1	0	0	13	2nd	FG%	14-21	66.7%									
10	Johnny Furphy	G 32:22	3-3	1-1	9-11	3	5	8	3	5	16	1	4	2	0	0	7	3PT%	2-4	50.0%										
25	Nicolas Timberlake	G 33:17	3-6	1-3	6-8	0	3	3	1	4	13	2	1	1	0	0	13	FT%	11-16	68.8%										
11	Jamari McDowell	14:21	1-1	1-1	2-2	2	1	3	1	1	5	0	2	2	0	0	17	GM FG%	32-52	61.5%										
13	Elmarko Jackson	14:21	0-0	0-0	0	0	0	0	1	0	0	4	2	1	0	0	18	3PT%	3-8	37.5%										
23	Parker Braun	06:44	1-2	0-0	0-1	0	0	0	0	1	2	0	1	0	2	0	6	FT%	19-27	70.4%										
Team						0	3	3			0	0																		
Totals			32-52	3-8	19-27	8	26	34	9	16	86	17	4	7	3	1	19	Dead Ball Rebounds: 5.0												
															Technical Fouls: NONE															

BOX SCORES

29

AT #15/14 BAYLOR 82, #7/9 KANSAS 74

March 2, 2024 | Waco, Texas | Foster Pavilion (7,500)

Kansas - 74															Record: 21-8 (9-7)														
NO. Name		Min	FG M-A	3P M-A	FT M-A	Rebounds OR DR TOT	Fouls PF FD	TP	AS	TO	ST	Blocks BS BA	+/-																
24	KJ Adams, Jr.	F 35:24	3-3	0-0	0-0	0 1 1	4	0	6	4	0	0	0	-6	Shooting By Period														
															1 st	FG%	15-23	65.2%											
															3PT%	1-5	20.0%												
															FT%	3-4	75%												
3	Dajuan Harris Jr.	G 38:18	6-11	0-1	0-0	1 0 1	1	0	12	9	2	3	0	-5	2 nd														
															FG%	17-35	48.6%												
															3PT%	3-8	37.5%												
															FT%	3-4	75%												
10	Johnny Furphy	G 23:44	1-5	1-3	3-4	0 3 3	2	2	6	0	0	0	1	0	GM FG%														
															32-58	55.2%													
															3PT%	4-13	30.8%												
															FT%	6-8	75.0%												
15	Kevin McCullar Jr.	G 31:19	9-19	0-5	2-2	2 3 5	1	3	20	2	3	2	0	-8	Dead Ball Rebounds: 0, 0														
11	Jamari McDowell	G 09:09	0-2	0-0	0-0	1 0 1	0	0	0	1	0	0	0	-1															
13	Elmarko Jackson	14:55	3-4	2-2	0-0	1 0 1	5	0	8	0	1	0	0	-5															
23	Parker Braun	03:22	1-1	0-0	0-0	0 1 1	2	0	2	0	0	0	1	-8															
25	Nicolas Timberlake	07:19	0-1	0-1	0-0	0 0 1	0	0	0	0	0	0	0	-7															
Team						0 3 3		0	0	18	8	5	1	-8															
Totals		32:58	4-13	6-8	7	16	23	18	7	74	18	8	5	5	1	-8	Technical Fouls: NONE												

Baylor - 82										Record: 21-8 (10-6)									
NO. Name	Min	FG M-A	3P M-A	FT M-A	Rebounds OR DR TOT	Fouls PF FD	TP	AS	TO	ST	Blocks BS BA	+/-	Shooting By Period						
11 Jalen Bridges	F 37:51	3-10	1-4	2-2	1 4 5	0 2	9	1	0	3	0	1	8	1st FG%	13-27	48.1%			
21 Yves Missi	F 26:41	7-12	0-0	3-3	3 2 5	0 3	17	0	0	0	1	4	-3	3PT%	4-9	44.4%			
2 Jayden Nunn	G 39:06	7-8	3-3	1-3	0 5 5	1 4	18	1	4	2	0	0	6	2nd FG%	17-27	63.0%			
4 Ja'Kobe Walter	G 38:24	3-13	2-9	3-5	2 6 8	3 4	11	2	1	0	0	0	5	3PT%	3-8	37.5%			
10 RayJ Dennis	G 39:15	7-8	1-1	4-5	0 3 3	0 4	19	10	3	2	0	0	6	FT%	10-14	71.4%			
15 Josh Ojaniwuna	13:19	2-2	0-0	2-2	0 1 1	1 1	6	0	1	0	0	0	11	GM FG%	30-54	55.6%			
1 Miro Little	03:15	0-0	0-0	0-0	0 0 0	1 0	2	0	0	0	0	0	7	FT%	7-17	41.2%			
33 Caleb Lohner	02:09	1-1	0-0	0-0	0 0 0	1 0	2	0	1	0	0	0	0	FT%	15-20	75.0%			
Team					4 0 4		0	1						Dead Ball Rebounds: 3, 0					
Totals		30:54	7-17	15-20	10 21 31	7 18 82	14 11	7	1	5	8			Technical Fouls: NONE					

		KAN	BAY	Points from		KAN	BAY	Period by Period Scoring		
Biggest lead		5 (1 st 14:10)	13 (2 nd 8:36)	Turnovers		17	12			
Best Scoring Run		6 (1 st 5:27)	8 (1 st 3:31)	Paint		46	36			
Lead Changes		10		Second Chance		9	11			
Times Tied		9		Fast Breaks		7	15			
Time with Lead		07:04	26:52	Bench		10	8			

CAREER RECORDS

SCORING

1. Danny Manning	2,951	1985-88
2. Nick Collison	2,097	2000-03
3. Raef LaFrentz	2,066	1995-98
4. Clyde Lovellette	1,979	1950-52
5. Sherron Collins	1,888	2007-10
6. Frank Mason III	1,885	2014-17
7. Darnell Valentine	1,821	1978-81
8. Keith Langford	1,812	2002-05
9. Perry Ellis	1,798	2013-16
10. Paul Pierce	1,768	1996-98
11. Dave Robisch	1,754	1969-71
12. Kirk Hinrich	1,753	2000-03
13. Devonte' Graham	1,750	2015-18
14. Kevin Pritchard	1,692	1987-90
15. Ochai Agbaji	1,652	2019-22
16. Mark Randall	1,627	1987, 89-91
17. Wayne Simien	1,593	2002-05
18. Tyshawn Taylor	1,580	2009-12
19. Jeff Boschee	1,560	1999-2002
20. Kenny Gregory	1,555	1998-2001
21. Calvin Thompson	1,548	1983-86
22. Drew Gooden	1,526	2000-02
23. Ron Kelllogg	1,508	1983-86
24. Bud Stallworth	1,495	1970-72
25. Tony Guy	1,488	1979-82
26. Brandon Rush	1,477	2006-08
27. Jalen Wilson	1,475	2020-23
28. Wilt Chamberlain	1,433	1957-58
29. Richard Scott	1,375	1991-94
30. Adonis Jordan	1,373	1990-93
31. Marcus Morris	1,371	2009-11
32. Mario Chalmers	1,341	2006-08
33. Walter Wesley	1,315	1964-66
34. Jo Jo White	1,286	1966-69
35. Eric Chenowith	1,281	1998-2001
36. Jerod Haase	1,264	1995-97
37. Steve Woodberry	1,240	1991-94
38. Scot Pollard	1,209	1994-97
Greg Dreiling	1,209	1984-86
40. Jacques Vaughn	1,207	1994-97
41. Wayne Selden Jr.	1,202	2014-16
42. Aaron Miles	1,183	2002-05
43. Svi Mykhailiuk	1,181	2015-18
44. Milt Newton	1,166	1985, 87-89
45. Rick Suttle	1,156	1973-75
46. Billy Thomas	1,152	1995-98
47. David McCormack	1,145	2019-22
48. Wayne Hightower	1,128	1960-61
49. Lagerald Vick	1,100	2016-19
50. Charlie Black	1,082	1942-43, 46-47
51. Udoka Azubuike	1,069	2017-20
52. Rex Walters	1,064	1992-93
53. Otto Schnellbacher	1,062	1943, 46-48
54. Kelly Knight	1,057	1980, 82-84
55. Ryan Robertson	1,055	1996-99
56. Nolen Ellison	1,045	1961-63
57. Carl Henry	1,044	1983-84
58. Cole Aldrich	1,038	2008-10
59. Jerry Gardner	1,030	1960-62
60. Bill Bridges	1,028	1959-61
61. Thomas Robinson	1,026	2010-12
62. Cedric Hunter	1,022	1984-87
David Magley	1,022	1979-82
64. Christian Braun	1,018	2020-22
65. Rodger Bohnenstiehl	1,006	1966-67-68
66. Norman Cook	1,004	1974-75-76

FIELD GOAL PCT.

(Min. 500 attempts)				
1. Udoka Azubuike	469-629	74.6	2017-20	
2. Mark Randall	643-1037	62.0	1987, 89-91	
3. KJ Adams Jr.	323-533	60.6	2021-pr.	
4. Richard Scott	566-950	59.6	1991-94	
5. Danny Manning	1216-2049	59.3	1985-88	
6. Darnell Jackson	311-586	58.0	2005-08	
Alonzo Jamison	296-510	58.0	1990-92	
8. Cole Aldrich	391-681	57.4	2008-10	
9. Greg Dreiling	474-828	57.2	1984-86	
10. Jeff Withey	327-576	56.8	2010-13	
Sasha Kaun	331-583	56.8	2005-08	

REBOUNDS

1. Danny Manning	1,187	1985-88
2. Raef LaFrentz	1,186	1995-98
3. Nick Collison	1,143	2000-03
4. Bill Bridges	1,081	1959-61
5. Eric Chenowith	933	1998-2001
6. Drew Gooden	905	2000-02
7. Wayne Simien	884	2002-05
8. Wilt Chamberlain	877	1957-58
9. Cole Aldrich	860	2008-10
10. Scot Pollard	850	1994-97
11. Clyde Lovellette	839	1950-52
12. Perry Ellis	834	2013-16
13. Dave Robisch	815	1969-71
14. Jalen Wilson	806	2020-23
15. Greg Ostertag	770	1992-95
16. Thomas Robinson	763	2010-12
17. Mark Randall	723	1987, 89-91
18. Landen Lucas	702	2014-17
19. Udoka Azubuike	685	2017-20
20. David McCormack	681	2019-22
21. Paul Mokeski	680	1977-79
22. Marcus Morris	676	2009-11
Paul Pierce	676	1996-98
24. Markieff Morris	662	2009-11
25. Greg Dreiling	650	1984-86
26. Roger Brown	640	1969-71

ASSISTS

(started 1974-75)				
1. Aaron Miles	954	2002-05		
2. Jacques Vaughn	804	1994-97		
3. Cedric Hunter	684	1984-87		
4. Kirk Hinrich	668	2000-03		
5. Dajuan Harris Jr.	653	2021-present		
6. Devonte' Graham	632	2015-18		
7. Darnell Valentine	609	1978-81		
8. Frank Mason III	576	2014-17		
9. Tyshawn Taylor	575	2009-12		
10. Adonis Jordan	568	1990-93		
11. Sherron Collins	552	2007-10		
12. Russell Robinson	500	2005-08		
13. Kevin Pritchard	499	1987-90		
14. Ryan Robertson	485	1996-99		
15. Mark Turgeon	437	1984-87		
16. Jeff Boschee	425	1999-2002		
17. Mario Chalmers	420	2006-08		
18. Elijah Johnson	399	2010-13		
19. Steve Woodberry	361	1991-94		
20. Marcus Garrett	351	2018-21		
21. Jerod Haase	343	1995-97		
22. Danny Manning	342	1985-88		
23. Tony Guy	327	1979-82		

3-POINT FIELD GOALS MADE

(started 1986-87)				
1. Jeff Boschee	338	1999-2002		
2. Devonte' Graham	296	2015-18		
3. Billy Thomas	269	1995-98		
4. Ochai Agbaji	250	2019-22		
5. Svi Mykhailiuk	237	2015-18		
6. Kirk Hinrich	236	2000-03		
7. Sherron Collins	232	2007-10		
8. Brandon Rush	205	2006-08		
9. Terry Brown	200	1990-91		
10. Frank Mason III	185	2014-17		
11. Mario Chalmers	180	2006-08		
12. Adonis Jordan	179	1990-93		
13. Tyrel Reed	176	2008-11		
14. Lagerald Vick	167	2016-19		
15. Wayne Selden Jr.	162	2014-16		
16. Jerod Haase	156	1995-97		
17. Kevin Pritchard	154	1987-90		
18. Rex Walters	151	1992-93		
19. Elijah Johnson	147	2010-13		
20. Ryan Robertson	144	1996-99		
21. Jalen Wilson	141	2020-23		
22. J.R. Giddens	137	2004-05		

3-POINT FIELD GOAL ATTEMPTS

(started 1986-87)				
1. Jeff Boschee	843	1999-2002		
2. Devonte' Graham	723	2015-18		
3. Billy Thomas	691	1995-98		
4. Ochai Agbaji	670	2019-22		
5. Sherron Collins	615	2007-10		
6. Svi Mykhailiuk	579	2015-18		
7. Kirk Hinrich	546	2000-03		
8. Terry Brown	485	1990-91		
9. Brandon Rush	471	2006-08		
10. Jerod Haase	461	1995-97		
11. Jalen Wilson	443	2020-23		
Wayne Selden Jr.	443	2014-16		
13. Frank Mason III	440	2014-17		
14. Adonis Jordan	437	1990-93		
15. Tyrel Reed	433	2008-11		
16. Elijah Johnson	430	2010-13		
Mario Chalmers	430	2006-08		
18. Lagerald Vick	412	2016-19		
19. Kevin Pritchard	379	1987-90		
20. Sean Pearson	371	1993-96		
21. J.R. Giddens	369	2004-05		
22. Rex Walters	361	1992-93		
23. Christian Braun	357	2020-22		
24. Ryan Robertson	354	1996-99		
25. Tyshawn Taylor	324	2009-12		

3-POINT FIELD GOAL PCT.

(Min. 200 attempts; started 1986-87)				
1. Milt Newton	100-224	44.6	1987-89	
2. Jeff Guelndner	90-205	43.9	1987-90	
3. Brandon Rush	205-471	43.5	2005-08	
4. Kirk Hinrich	236-546	43.2	2000-03	
5. Steve Woodberry	126-298	42.3	1991-94	
6. Frank Mason III	185-440	42.0	2014-17	
7. Mario Chalmers	180-430	41.9	2005-08	
8. Rex Walters	151-361	41.8	1992-93	
9. Malik Newman	85-205	41.5	2018	
10. Brady Morningstar	116-281	41.3	2007-11	
11. Terry Brown	200-485	41.2	1990-91	
12. Devonte' Graham	296-723	40.9	2015-18	
Svi Mykhailiuk	237-579	40.9	2015-18	
Adonis Jordan	179-437	40.9	1990-93	
15. Ryan Robertson	144-354	40.7	1996-99	
16. Tyrel Reed	176-433	40.6	2008-11	
Kevin Pritchard	154-379	40.6	1987-90	
18. Lagerald Vick	167-412	40.5	2016-19	
19. Jeff Boschee	338-843	40.1	1999-02	
20. Keith Langford	102-257	39.7	2002-05	
21. Billy Thomas	269-691	38.9	1995-98	
22. Jacques Vaughn	105-274	38.3	1994-97	
23. Christian Braun	135-357	37.8	2020-22	
24. Sherron Collins	232-655	37.7	2007-10	

STEALS

(started 1975-76)				
1. Darnell Valentine	336	1978-81		
2. Mario Chalmers	283	2006-08		
3. Aaron Miles	264	2002-05		
4. Danny Manning	250	1985-88		
5. Russell Robinson	247	2005-08		
6. Dajuan Harris Jr.	213	2021-present		
7. Kirk Hinrich	206	2000-03		
8. Devonte' Graham	197	2015-18		
9. Kevin Pritchard	190	1987-90		
10. Nick Bradford	187	1997-2000		
11. Marcus Garrett	181	2018-21		
Adonis Jordan	181	1990-93		
13. Alonzo Jamison	175	1990-92		
14. Jerod Haase	174	1995-97		
15. Tyshawn Taylor	172	2009-12		
16. Frank Mason III	165	2014-17		
17. Jeff Boschee	161	1999-2002		
Tony Guy	161	1979-82		
Jacque Vaughn	160	1994-97		
Steve Woodberry	160	1991-94		
21. Cedric Hunter	157	1984-87		
22. Nick Collison	155	2000-03		
23. Paul Pierce	147	1996-98		
24. Sherron Collins	145	2007-10		

BLOCKED SHOTS

(started 1974-75)				
1. Jeff Withey	311	2010-13		
2. Greg Ostertag	258	1992-95		
3. Cole Aldrich	253	2008-10		
4. Nick Collison	243	2000-03		
5. Eric Chenowith	242	1998-2001		
6. Scot Pollard	218	1994-97		
7. Danny Manning	200	1985-88		
8. Udoka Azubuike	172	2017-20		
9. Mitch Lightfoot	156	2017-22		
10. John Crawford	155	1978-81		
11. Sasha Kaun	150	2005-08		
12. Donnie Von Moore	147	1974-75, 77-78		
13. Raef LaFrentz	138	1995-98		
Greg Dreiling	138	1984-86		
15. Paul Mokeski	136	1976-79		
16. Jamari Traylor	126	2013-16		
17. B.J. Williams	112	1994-97		
18. Darrell Arthur	109	2007-08		
19. Drew Gooden	107	2000-02		
20. Patrick Richey	106	1991-94		
21. Markieff Morris	103	2009-11		
22. Paul Pierce	98	1996-98		

DOUBLE-DOUBLES

1. Raef LaFrentz	56	1995-98
2. Danny Manning	45	1985-88
Dave Robisch	45	1969-71
4. Drew Gooden	44	2000-02
5. Wayne Simien	38	2002-05
6. Cole Aldrich	37	2008-10
Nick Collison	37	2000-03
8. Thomas Robinson	32	2009-11
9. Jalen Wilson	28	2020-23
10. Udoka Azubuike	22	2017-20
Dedric Lawson	22	2019
12. Eric Chenowith	21	1998-2001

CONSECUTIVE GAMES STARTED

1.	Danny Manning	141	1985-88
2.	Raef LaFrentz	116	1995-98
3.	Frank Mason III	110	2014-17
	Aaron Miles	110	2002-05
5.	Wayne Selden Jr.	101	2014-16
6.	Jacque Vaughn	100	1994-97
7.	Ochai Agbaji	98	2019-22
	Keith Langford	98	2002-05
9.	Cedric Hunter	89	1984-87
10.	Jo Jo White	84	1966-69
11.	Devonte' Graham	82	2015-18
12.	Greg Dreiling	78	1984-86
13.	Dajuan Harris Jr.	76	2021-present
14.	Kirk Hinrich	73	2000-03

SINGLE SEASON RECORDS - INDIVIDUAL

POINTS		6. Mario Chalmers (2006) 89
1. Danny Manning (1988)	942	7. Alonzo Jamison (1992) 83
2. Clyde Lovellette (1952)	886	8. 3x (last Alonzo Jamison, 1991) 80
3. Danny Manning (1987)	860	9. Dajuan Harris Jr. (2023) 78
4. Wilt Chamberlain (1957)	800	--
5. Paul Pierce (1998)	777	Dajuan Harris Jr. (2024) 48
6. Frank Mason III (2017)	753	
7. Drew Gooden (2002)	734	BLOCKED SHOTS
8. Ochai Agbaji (2022)	732	1. Jeff Withey (2013) 146
9. Jalen Wilson (2023)	723	2. Jeff Withey (2012) 140
10. Nick Collison (2003)	702	3. Cole Aldrich (2010) 125
--		4. Greg Ostertag (1994) 97
Hunter Dickinson (2024) 557		5. Cole Aldrich (2009) 94
		6. Greg Ostertag (1995) 91
POINTS PER GAME		7. Scot Pollard (1996) 84
1. Wilt Chamberlain (1958)	30.1	8. Nick Collison (2002) 83
2. Wilt Chamberlain (1957)	29.6	9. Udoka Azubuike (2020) 80
3. Clyde Lovellette (1952)	28.6	10. Eric Chenowith (1999) 78
4. Dave Robisch (1970)	26.5	11. Nick Collison (2003) 74
5. Bud Stallworth (1972)	25.3	--
6. Danny Manning (1988)	24.8	Hunter Dickinson (2024) 43
7. Danny Manning (1987)	23.9	
8. Walter Wesley (1965)	23.5	FIELD GOALS MADE
9. Clyde Lovellette (1951)	22.8	1. Danny Manning (1988) 381
10. Wayne Hightower (1960)	21.8	2. Clyde Lovellette (1952) 352
--		3. Danny Manning (1987) 347
Kevin McCullar Jr. (2024) 18.3		4. Paul Pierce (1998) 287
		5. Drew Gooden (2002) 285
REBOUNDS		6. Nick Collison (2003) 281
1. Wilt Chamberlain (1957)	510	7. Danny Manning (1986) 279
2. Thomas Robinson (2012)	463	8. Bud Stallworth (1972) 277
3. Drew Gooden (2002)	423	9. Wilt Chamberlain (1957) 275
4. Clyde Lovellette (1952)	410	--
5. Cole Aldrich (2009)	387	Hunter Dickinson (2024) 235
6. Bill Bridges (1960)	385	
7. Nick Collison (2003)	380	FIELD GOALS ATTEMPTED
8. Dedric Lawson (2019)	371	1. Clyde Lovellette (1952) 742
9. Wilt Chamberlain (1958)	367	2. Danny Manning (1988) 653
10. Cole Aldrich (2010)	354	3. Bud Stallworth (1972) 620
--		4. Wilt Chamberlain (1957) 588
Hunter Dickinson (2024) 336		5. Jalen Wilson (2023) 575
		6. Drew Gooden (2002) 566
REBOUNDS PER GAME		7. Danny Manning (1987) 562
1. Wilt Chamberlain (1957)	18.9	8. Paul Pierce (1998) 559
2. Wilt Chamberlain (1958)	17.5	9. Clyde Lovellette (1951) 554
3. Bill Bridges (1961)	14.1	10. Ochai Agbaji (2022) 542
4. Bill Bridges (1960)	13.8	--
5. Bill Bridges (1959)	13.7	Hunter Dickinson (2024) 427
6. Clyde Lovellette (1952)	13.2	
7. Dave Robisch (1970)	12.1	FIELD GOAL PCT. (MIN 175 ATT.)
8. Thomas Robinson (2012)	11.9	1. Udoka Azubuike (2018) 77.0
9. Wayne Hightower (1961)	11.6	2. Udoka Azubuike (2020) 74.8
--		3. Mark Randall (1989) 64.6
Hunter Dickinson (2024) 10.8		4. Mark Randall (1991) 64.3
		5. Richard Scott (1992) 63.9
DOUBLE-DOUBLES		6. Landen Lucas (2017) 63.1
1. Thomas Robinson (2012)	27	7. Darnell Jackson (2008) 62.6
2. Drew Gooden (2002)	25	8. KJ Adams Jr. (2023) 62.2
3. Dedric Lawson (2019)	22	9. Sasha Kaun (2008) 61.9
4. Cole Aldrich (2009)	21	10. Danny Manning (1987) 61.7
5. Raef LaFrentz (1997)	21	--
6. Raef LaFrentz (1998)	19	KJ Adams Jr. (2024) 59.9
7. Dave Robisch (1970)	19	
8. Danny Manning (1987)	18	FREE THROWS MADE
9. Dave Robisch (1971)	17	1. Wilt Chamberlain (1957) 250
10. Wayne Simien (2005)	16	2. Wayne Hightower (1960) 193
Nick Collison (2003)	16	3. Frank Mason III (2017) 189
Hunter Dickinson (2024) 16		4. Dave Robisch (1970) 189
		5. Clyde Lovellette (1952) 182
ASSISTS		6. Wilt Chamberlain (1958) 177
1. Devonte' Graham (2018)	282	7. Andrew Wiggins (2014) 176
2. Cedric Hunter (1986)	278	8. Danny Manning (1988) 171
3. Aaron Miles (2002)	252	9. Dedric Lawson (2019) 167
4. Ryan Robertson (1998)	248	10. Devonte' Graham (2018) 167
5. Aaron Miles (2003)	244	--
6. Aaron Miles (2004)	242	Wayne Simien (2004) 167
7. Jacque Vaughn (1995)	238	Kevin McCullar Jr. (2024) 120
8. Kirk Hinrich (2001)	229	
9. Dajuan Harris Jr. (2023) 224		FREE THROWS ATTEMPTED
10. Jacque Vaughn (1996)	223	1. Wilt Chamberlain (1957) 399
--		2. Wilt Chamberlain (1958) 292
Dajuan Harris Jr. (2024) 198		3. Wayne Hightower (1960) 285
		4. Walter Wesley (1966) 262
STEALS		5. Dave Robisch (1970) 254
1. Mario Chalmers (2008)	97	6. Clyde Lovellette (1952) 250
Mario Chalmers (2007)	97	7. Thomas Robinson (2012) 239
3. Darnell Valentine (1981)	92	8. Frank Mason III (2017) 238
Aaron Miles (2003)	91	9. B. H. Born (1953) 234
Darnell Valentine (1979)	91	10. Danny Manning (1988) 233

Dave Robisch (1971)	233
Kevin McCullar Jr. (2024) 149	
FREE THROW PCT. (MIN. 75 ATT.)	
1. Steve Woodberry (1993)	87.9
2. Rex Walters (1993)	87.3
3. Ryan Robertson (1999)	87.1
4. Al Kelley (1954)	86.2
5. Calvin Thompson (1984)	85.9
6. Sherron Collins (2010)	85.5
7. Gradey Dick (2023)	85.4
8. Ron Kelllogg (1986)	84.3
Kirk Hinrich (2003)	84.3
--	
Kevin McCullar Jr. (2024) 80.5	
3-POINT FIELD GOALS MADE	
1. Svi Mykhailiuk (2018)	115
2. Terry Brown (1991)	111
3. Devonte' Graham (2018)	110
Jeff Boschee (2002)	110
5. Billy Thomas (1998)	105
6. Ochai Agbaji (2022)	103
7. Devonte' Graham (2017)	94
8. Kirk Hinrich (2003)	89
Terry Brown (1990)	89
10. Malik Newman (2018)	85
--	
Johnny Furphy (2024) 40	
3-POINT FIELD GOALS ATTEMPTED	
1. Terry Brown (1991)	277
2. Devonte' Graham (2018)	271
3. Billy Thomas (1998)	262
4. Svi Mykhailiuk (2018)	259
5. Ochai Agbaji (2022)	252
6. Devonte' Graham (2017)	242
7. Jeff Boschee (2002)	237
8. Jeff Boschee (1999)	222
9. Kirk Hinrich (2003)	219
10. Terry Brown (1990)	208
Jalen Wilson (2023)	208
--	
Kevin McCullar Jr. (2024) 117	
3-PT FIELD GOAL PCT. (MIN. 80 ATT)	
1. Kirk Hinrich (2001)	50.5
2. Aaron Miles (2005)	50.0
3. Jeff Guedner (1990)	48.6
4. Kirk Hinrich (2002)	47.8
5. Tyrel Reed (2010)	47.3
6. Brandon Rush (2006)	47.2
7. Frank Mason III (2017)	47.1
8. Mario Chalmers (2008)	46.8
9. Jeff Boschee (2002)	46.4
--	
Johnny Furphy (2024) 36.4	
MINUTES PLAYED	
1. Devonte' Graham (2018)	1,435
2. Ochai Agbaji (2022)	1,368
3. Danny Manning (1988)	1,336
4. Tyshawn Taylor (2012)	1,303
5. Frank Mason III (2017)	1,301
6. Jalen Wilson (2023)	1,273
7. Frank Mason III (2016)	1,272
8. Devonte' Graham (2017)	1,269
9. Danny Manning (1986)	1,256
10. Elijah Johnson (2012)	1,254
--	
Dajuan Harris Jr. (2024) 1,102	
MINUTES PER GAME	
1. Tony Guy (1982)	39.4
2. David Magley (1982)	39.0
3. Clinton Johnson (1976)	38.2
4. Wilmore Fowler (1979)	37.9
5. Devonte' Graham (2018)	37.8
6. Darnell Valentine (1981)	37.1
7. John Douglas (1977)	36.4
8. Carl Henry (1983)	36.2
9. Tony Guy (1981)	36.2
10. Frank Mason III (2017)	36.1
--	
Dajuan Harris Jr. (2024) 35.5	

SINGLE-SEASON TEAM RECORDS			
POINTS PER GAME			
YEAR	PTS	GMS	AVG
1. 1989-90	3223	35	92.1
2. 2001-02	3365	37	90.9
3. 1988-89	2758	31	89.0
4. 1996-97	3058	36	84.9
5. 1997-98	3300	39	84.6
--			
2023-24 2356 31 76.0			
FIELD GOAL PCT.			
YEAR	FGs	FGAs	FG%
1. 1985-86	1260	2266	55.6
2. 1984-95	1019	1898	53.7
3. 1989-90	1204	2258	53.3
4. 1988-89	1024	1925	53.2
--			
2023-248771777 49.4			
3-POINT FIELD GOALS MADE			
YEAR	3FGs		
1. 2017-18	391		
2. 2016-17	318		
3. 2015-16	304		
4. 2021-22	286		
5. 2010-11	271		
2007-08	271		
--			
2023-24 177			
3-POINT FIELD GOAL ATTEMPTS			
YEAR	3FGAs		
1. 2017-18	974		
2. 2016-17	787		
3. 2021-22	792		
4. 2018-19	743		
5. 2015-16	728		
6. 2022-23	724		
7. 2010-11	710		
--			
2023-24 527			
3-POINT FIELD GOAL PCT.			
YEAR	3FGs	3FGAs	3FG%
1. 1989-90	230	531	43.3
2. 2015-16	304	728	41.8
2001-02	224	536	41.8
4. 1988-89	143	344	41.6
5. 1992-93	215	527	40.8
--			
2023-24177 527 33.6			
ASSISTS PER GAME			
YEAR	AST	GMS	AVG
1. 1989-90	763	35	21.8
2. 1985-86	814	39	20.9
3. 2001-02	767	37	20.7
4. 1988-89	620	31	20.0
5. 2000-01	641	33	19.4
1984-85	660	34	19.4
7. 2023-24 589 31 19.0			
STEALS PER GAME			
YEAR	STL	GMS	AVG
1. 2002-03	373	38	9.8
2. 2005-06	323	33	9.8
3. 1996-97	351	36	9.8
4. 2001-02	357	37	9.7
5. 1990-91	325	35	9.3
--			
2023-24229 31 7.4			
OPPONENT FIELD GOAL PCT.			
(since 1985-86 [shot clock era])			
YEAR	OPP. FG%		
1. 2012-13	36.1		
2. 2005-06	37.0		
3. 2006-07	37.6		
4. 2019-20	37.7		
--			
2023-24 40.5			
OPPONENT 3-POINT FG PCT.			
YEAR	OPP. 3FG%		
1. 2021-22	29.8		
2010-11	29.8		
3. 2012-13	30.3		
4. 2019-20	30.5		
1998-99	30.5		
1991-92	30.5		
--			
2023-24 33.2			

FRESHMAN RECORDS

POINTS SCORED

1. Andrew Wiggins (2014).....	597
2. Ben McLemore (2013).....	589
3. Josh Jackson (2017).....	572
4. Gradey Dick (2023).....	507
5. Danny Manning (1985).....	496
6. Xavier Henry (2010).....	483
7. Brandon Rush (2006).....	444
8. Devon Dotson (2019).....	442
9. Kerry Boagni (1983).....	408
10. Paul Pierce (1996).....	404
11. Darnell Valentine (1978).....	392
12. Mario Chalmers (2006).....	379
13. J.R. Giddens (2004).....	374
14. Darrell Arthur (2007).....	361
15. Jeff Boschee (1999).....	361
16. Nick Collison (2000).....	357
17. Sherron Collins (2007).....	354

SCORING AVERAGE

1. Andrew Wiggins (2014).....	17.1
2. Josh Jackson (2017).....	16.3
3. Ben McLemore (2013).....	15.9
4. Danny Manning (1985).....	14.6
5. Gradey Dick (2023).....	14.1
6. Kerry Boagni (1983).....	14.1
7. Brandon Rush (2006).....	13.5
8. Darnell Valentine (1978).....	13.5
9. Xavier Henry (2010).....	13.4
10. Devon Dotson (2019).....	12.3
11. Paul Pierce (1996).....	11.9

REBOUNDS

1. Josh Jackson (2017).....	258
2. Danny Manning (1985).....	258
3. Drew Gooden (2000).....	248
4. Nick Collison (2000).....	234
5. Raef LaFrentz (1995).....	231
6. Jalen Wilson (2021).....	230
7. Joel Embiid (2014).....	227
8. Norm Cook (1974).....	196
9. Brandon Rush (2006).....	195
10. Ben McLemore (2013).....	192
11. Eric Chenowith (1998).....	191

REBOUND AVERAGE

1. Joel Embiid (2014).....	8.1
2. Jalen Wilson (2021).....	7.9
3. Danny Manning (1985).....	7.6
4. Drew Gooden (2000).....	7.5
5. Raef LaFrentz (1995).....	7.5
6. Josh Jackson (2017).....	7.4
7. Nick Collison (2000).....	6.9
8. Norm Cook (1974).....	6.5
9. Paul Mokeski (1976).....	6.4
10. Brandon Rush (2006).....	5.9
11. Cliff Alexander (2015).....	5.3
Wayne Simien (2002).....	5.3
Paul Pierce (1996).....	5.3

ASSISTS

1. Aaron Miles (2002).....	252
2. Jacques Vaughn (1994).....	181
3. Mark Turgeon (1984).....	138
4. Darnell Valentine (1978).....	130
5. Devon Dotson (2019).....	127
6. Mario Chalmers (2006).....	127
7. Kirk Hinrich (2000).....	123
8. Jeff Boschee (1999).....	121
9. Sherron Collins (2007).....	112
10. Adonis Jordan (1990).....	109

BLOCKED SHOTS

1. Joel Embiid (2014).....	72
2. Eric Chenowith (1998).....	62
3. Darrell Arthur (2007).....	54
4. David Padgett (2004).....	43
5. Julian Wright (2006).....	42
6. Josh Jackson (2017).....	37
7. Cliff Alexander (2015).....	37
8. Cole Aldrich (2008).....	34
9. Greg Ostertag (1992).....	34
10. Danny Manning (1985).....	34

STEALS

1. Mario Chalmers (2006).....	89
2. Darnell Valentine (1978).....	80
3. Aaron Miles (2002).....	60
4. Josh Jackson (2017).....	59
5. Danny Manning (1985).....	58
6. Xavier Henry (2010).....	54
7. Gradey Dick (2023).....	52
8. Devon Dotson (2019).....	49
9. Paul Pierce (1996).....	44

FIELD GOALS

1. Josh Jackson (2017).....	220
2. Danny Manning (1985).....	209
3. Ben McLemore (2013).....	198
4. Andrew Wiggins (2014).....	189
5. Gradey Dick (2023).....	174
6. Kerry Boagni (1983).....	171
7. Brandon Rush (2006).....	170
8. Xavier Henry (2010).....	162
9. Darrell Arthur (2007).....	149
10. Devon Dotson (2019).....	147

FIELD GOAL ATTEMPTS

1. Josh Jackson (2017).....	429
2. Andrew Wiggins (2014).....	422
3. Ben McLemore (2013).....	400
4. Gradey Dick (2023).....	394
5. Danny Manning (1985).....	369
6. Brandon Rush (2006).....	359
7. Xavier Henry (2010).....	354
8. Kerry Boagni (1983).....	354
9. Paul Pierce (1996).....	341
10. Jeff Boschee (1999).....	322
11. Ricky Ross (1980).....	320

FIELD GOAL PERCENTAGE

1. Joel Embiid (2014).....	62.6
2. David McCormack (2019).....	62.5
3. Jeff Guede (1987).....	59.5
4. Cheick Diallo (2016).....	56.9
5. Travis Releford (2009).....	56.9
6. Cliff Alexander (2015).....	56.6
7. Danny Manning (1985).....	56.6
8. Julian Wright (2006).....	56.4
9. Richard Scott (1991).....	56.3
10. Carlton Bragg Jr. (2016).....	56.1

FREE THROWS

1. Andrew Wiggins (2014).....	176
2. Ben McLemore (2013).....	120
3. Devon Dotson (2019).....	115
4. Josh Jackson (2017).....	98
5. Joel Embiid (2014).....	98
6. Xavier Henry (2010).....	90
7. Mario Chalmers (2006).....	89
8. Paul Pierce (1996).....	83
9. Kelly Oubre Jr. (2015).....	79
10. Keith Langford (2002).....	79

FREE THROW ATTEMPTS

1. Andrew Wiggins (2014).....	227
2. Josh Jackson (2017).....	173
3. Devon Dotson (2019).....	147
4. Joel Embiid (2014).....	143
5. Darnell Valentine (1978).....	143
6. Ben McLemore (2013).....	138
7. Paul Pierce (1996).....	137
8. Jalen Wilson (2021).....	119
9. Xavier Henry (2010).....	115
10. Mario Chalmers (2006).....	113
11. Keith Langford (2002).....	113

FREE THROW PERCENTAGE

1. Ben McLemore (2013).....	87.0
2. Gradey Dick (2023).....	85.4
3. Greg Gurnley (1992).....	80.0
4. Aaron Miles (2002).....	79.3
5. Calvin Thompson (1983).....	78.9
6. Mario Chalmers (2006).....	78.8
7. Steve Woodberry (1991).....	78.4
8. Xavier Henry (2010).....	78.3
9. Devon Dotson (2019).....	78.2
10. Andrew Wiggins (2014).....	77.5
11. Ryan Robertson (1996).....	77.0

3-POINT FIELD GOALS

1. Gradey Dick (2023).....	83
2. Jeff Boschee (1999).....	79
3. J.R. Giddens (2004).....	74
4. Ben McLemore (2013).....	73
5. Xavier Henry (2010).....	69
6. Quentin Grimes (2019).....	54
7. Brandon Rush (2006).....	50
8. Billy Thomas (1995).....	49
9. Mario Chalmers (2006).....	48
10. Sherron Collins (2007).....	47
11. Andrew Wiggins (2014).....	43

Johnny Furphy (2024).....40

3-FIELD GOALS ATTEMPTED

1. Jeff Boschee (1999).....	222
2. Gradey Dick (2023).....	206
3. J.R. Giddens (2004).....	182
4. Ben McLemore (2013).....	174
5. Xavier Henry (2010).....	165
6. Quentin Grimes (2019).....	159
7. Wayne Selden Jr. (2014).....	128
8. Mario Chalmers (2006).....	128
9. Andrew Wiggins (2014).....	126
10. Billy Thomas (1995).....	126
11. Jalen Wilson (2021).....	120
12. Sherron Collins (2007).....	116

Johnny Furphy (2024).....110

3-PT FIELD GOAL PERCENTAGE

1. Jeff Guede (1987).....	57.1
2. Brandon Rush (2006).....	47.2
3. Steve Woodberry (1991).....	45.5
4. Ryan Robertson (1996).....	45.2
5. Christian Braun (2020).....	44.4
6. Ben McLemore (2013).....	42.0
7. Xavier Henry (2010).....	41.8
8. Patrick Richey (1991).....	41.5
9. Kevin Pritchard (1987).....	40.9

MINUTES PLAYED

1. Ben McLemore (2013).....	1,191
2. Gradey Dick (2023).....	1,175
3. Devon Dotson (2019).....	1,168
4. Andrew Wiggins (2014).....	1,148
5. Danny Manning (1985).....	1,120
6. Josh Jackson (2017).....	1,077
7. Brandon Rush (2006).....	1,047
8. Wayne Selden Jr. (2014).....	1,022
9. Aaron Miles (2002).....	1,017
10. Xavier Henry (2010).....	990

GAMES PLAYED

1. Marcus Garrett (2018).....	39
2. Eric Chenowith (1998).....	39
3. Kenny Gregory (1998).....	39
4. Sherron Collins (2007).....	38
5. Ben McLemore (2013).....	37
6. Perry Ellis (2013).....	37
7. Keith Langford (2002).....	37
8. Aaron Miles (2002).....	37
9. Gradey Dick (2023).....	36
10. Devon Dotson (2019).....	36
11. Quentin Grimes (2019).....	36
12. Kelly Oubre Jr. (2015).....	36
13. Xavier Henry (2010).....	36
14. Darrell Arthur (2007).....	36
15. Kevin Pritchard (1987).....	36

GAMES STARTED

1. Ben McLemore (2013).....	37
2. Wayne Selden Jr. (2014).....	35
3. Andrew Wiggins (2014).....	35
4. Gradey Dick (2023).....	36
5. Devon Dotson (2019).....	36
6. Quentin Grimes (2019).....	36
7. Xavier Henry (2010).....	36
8. Aaron Miles (2002).....	36
9. Josh Jackson (2017).....	35
10. Jacques Vaughn (1994).....	35
11. Tyshawn Taylor (2009).....	33
12. Brandon Rush (2006).....	33
13. Nick Collison (2000).....	33
14. Paul Pierce (1996).....	33
15. Danny Manning (1985).....	33

THE LAST TIME...

A TEAM SCORED 100+ POINTS IN A GAME		
KU	102 (W, 102-83)	vs. Kansas State, 2-22-22
Opp.	102 (L, 90-102)	by Gonzaga, 11-26-20
A TEAM SCORED 50 OR FEWER POINTS IN A GAME		
KU	46 (L, 46-76)	at Houston, 3-9-24
Opp.	50 (W, 76-50)	by Miami, 3-27-22
A TEAM SCORED 90+ POINTS IN ALLEN FIELDHOUSE		
KU	90 (W, 90-68)	vs. Kansas State, 3-5-24
Opp.	91 (W,94-91 2OT)	by Texas Tech, 1-24-22
A TEAM SCORED 60 OR FEWER POINTS IN ALLEN FIELDHOUSE		
KU	60 (L, 60-83)	vs. TCU, 1-21-23
Opp.	54 (W, 83-54)	by Oklahoma State, 1-30-24
A TEAM SCORED 90 POINTS IN A LOSS		
KU	90 (90-102)	vs. Gonzaga, 11-26-20
Opp.	91 (W, 94-91 2OT)	by Texas Tech, 1-24-22
A TEAM SCORED 60 OR FEWER POINTS IN A VICTORY		
KU	59 (W, 59-41)	at Kansas State, 2-17-21
Opp.	56 (L, 55-56)	by Villanova, 11-21-19
A TEAM HAD 5+ PLAYERS SCORE IN DOUBLE FIGURES		
KU	Dickinson (20), Furphy (16), Adams (16), Harris (14), Timberlake (13)	vs. Texas, 2-24-24
Opp.	Jolly (14), Myers (14), Clayton (13), Joseph (10), Joiner (10)	by Iona, 11-28-21
A TEAM WON A GAME BY 25+ POINTS		
KU	+29 (83-54)	vs. Oklahoma State, 1-30-24
Opp.	+30 (46-76)	by Houston, 3-9-24
A TEAM WON A GAME BY 50+ POINTS		
KU	+55 (112-57)	vs. Monmouth, 11-15-19
Opp.		Never
A TEAM WON AN OVERTIME GAME (SINGLE-OVERTIME)		
KU	69-68	vs. Wisconsin, 11-24-22
Opp.	75-70	by Kansas State, 2-5-24
A TEAM WON A DOUBLE-OVERTIME GAME		
KU	94-91	vs. Texas Tech, 1-24-22
Opp.	80-79	by Texas Tech, 2-14-05
A TEAM WON A TRIPLE-OVERTIME GAME		
KU	109-106	vs. Oklahoma, 1-4-16
Opp.	76-73	by Oklahoma State, 2-4-81
A TEAM SHOT 60% FG IN A GAME		
KU	61.5% (32-52)	vs. Texas, 2-24-24
Opp.	64.5% (40-62)	by Gonzaga, 11-26-20
A TEAM SHOT 30% OR WORSE FG IN A GAME		
KU	29.0% (18-62)	vs. USC, 3-22-21
Opp.	29.3% (17-58)	by Oklahoma State, 1-30-24
A TEAM MADE 12+ 3-POINT FG IN A GAME		
KU	13	vs. North Carolina Central, 11-6-23
Opp.	13	by BYU, 2-27-24
A TEAM DID NOT MAKE A 3-POINT FG IN A GAME		
KU	0-8	vs. TCU, 3-12-15
Opp.	0-9	by Stanford, 3-23-14
A TEAM SHOT 60% 3-POINT FG IN A GAME (min. 10)		
KU	62.5% (15-24)	vs. Kansas State, 2-22-22
Opp.	61.1% (11-18)	by USC, 3-22-21
A TEAM MADE 30+ FREE THROWS IN A GAME		
KU	31	vs. Oklahoma, 1-10-23
Opp.	30	by Stanford, 12-3-16
A TEAM MADE 5 OR FEWER FREE THROWS IN A GAME		
KU	4	vs. Texas, 3-11-23
Opp.	4	by Oklahoma, 2-11-23

A TEAM ATTEMPTED 40+ FREE THROWS IN A GAME		
KU	44	vs. West Virginia, 2-13-17
Opp.	47	by West Virginia, 1-12-16
A TEAM SHOT 90% OR BETTER FREE THROWS IN A GAME		
KU	90.3 (28-31)	vs. Kansas State, 3-5-24
Opp.	90.9 (10-11)	by TCU, 3-3-22
A TEAM SHOT 40% OR WORSE FREE THROWS IN A GAME		
KU	40.0% (4-10)	at Villanova, 11-21-19
Opp.	35.7% (4-17)	by Oklahoma, 2-11-23
A TEAM HAD 25+ OFFENSIVE REBOUNDS IN A GAME		
KU	28	vs. Fort Hays State, 12-10-03
Opp.	26	by Baylor, 1-12-19
A TEAM HAD 5 OR FEWER OFFENSIVE REBOUNDS IN A GAME		
KU	4	at Texas Tech, 2-12-24
Opp.	2	by Kansas State, 3-5-24
A TEAM HAD 30+ DEFENSIVE REBOUNDS IN A GAME		
KU	32	vs. Kansas State, 3-5-24
Opp.	31	by BYU, 2-27-24
A TEAM HAD 40+ DEFENSIVE REBOUNDS IN A GAME		
KU	40	vs. Tennessee, 11-22-23
Opp.	41	by Oklahoma, 1-4-16
A TEAM HAD 50+ TOTAL REBOUNDS IN A GAME		
KU	50	vs. Wisconsin, 11-24-22
Opp.	55	by North Carolina, 4-4-22
A TEAM HAD 60+ TOTAL REBOUNDS IN A GAME		
KU	60	vs. Oklahoma, 1-4-16
Opp.		Never
A TEAM HAD 25 OR FEWER TOTAL REBOUNDS IN A GAME		
KU	23	at Baylor, 3-2-24
Opp.	25	by Texas, 2-24-24
A TEAM OUT-REBOUNDED ITS OPPONENT BY 15+		
KU	+16 (40-24)	vs. Houston, 2-3-24
Opp.	+16 (26-42)	by Texas Tech, 2-12-24
A TEAM OUT-REBOUNDED ITS OPPONENT BY 20+		
KU	+21 (48-27)	vs. West Virginia, 3-10-22
Opp.	+20 (55-35)	by North Carolina, 4-4-22
A TEAM OUT-REBOUNDED ITS OPPONENT BY 30+		
KU	+30 (61-31)	vs. Alcorn State, 12-2-09
Opp.		Never
3+ PLAYERS WITH 10+ REBOUNDS IN A GAME		
KU	J. Wilson (13), C. Braun (11), D. McCormack (10)	
Opp.	A. Bacot (15), B. Manek (13), R.J. Davis (12)	
2 PLAYERS WITH A DOUBLE-DOUBLE IN SAME GAME		
KU	H. Dickinson (24p, 14r), K. Adams Jr. (15p, 10r)	
Opp.	B. Manek (13p, 13r), A. Bacot (15p, 15r), R.J. Davis (15p, 12r)	
3 PLAYERS WITH A DOUBLE-DOUBLE IN SAME GAME		
KU	J. Wilson (17p,13r), D. McCormack (22p, 10r), C. Braun (13p, 11r)	
Opp.	B. Manek (13p, 13r), A. Bacot (15p, 15r), R.J. Davis (15p, 12r)	
A PLAYER WITH A TRIPLE-DOUBLE IN A GAME		
KU	Kevin McCullar Jr. (22 pts, 11 reb, 10 ast)	vs. Chaminade, 11-20-23
Opp.	Denzel Valentine (29 pts, 12 reb, 12 ast)	of Michigan State, 11-17-15
A TEAM HAD 25+ ASSISTS IN A GAME		
KU	29	vs. Chaminade, 11-20-23
Opp.	26	by Oklahoma, 1-10-94
A TEAM HAD 7 OR FEWER ASSISTS IN A GAME		
KU	7	vs. Providence, 3-25-22
Opp.	7	by Cincinnati, 1-22-24

THE LAST TIME...

A TEAM HAD 15+ STEALS IN A GAME

KU	17	vs. Baylor, 2-10-24
Opp.	16	by TCU, 1-6-24

A TEAM DID NOT HAVE A STEAL IN A GAME

KU		vs. Syracuse, 3-18-01
Opp.		by Oklahoma, 1-13-24

A TEAM HAD 10+ BLOCKED SHOTS IN A GAME

KU	11	vs. Eastern Illinois, 11-28-23
Opp.	12	by Kentucky, 12-1-20

A TEAM DID NOT BLOCK A SHOT IN A GAME

KU		at Oklahoma, 2-17-24
Opp.		by Oklahoma State, 1-16-24

A TEAM COMMITTED 30+ FOULS IN A GAME

KU	32	vs. Indiana, 11-11-16
Opp.	31	by West Virginia, 2-13-17

A TEAM COMMITTED 10 OR FEWER FOULS IN A GAME

KU	9	vs. Texas, 2-24-24
Opp.	7	by Baylor, 3-2-24

A TEAM HAD TWO PLAYERS DISQUALIFIED (FOUL OUT)

KU	KJ Adams / Hunter Dickinson	at Kansas State, 2-5-24
Opp.	Jermaine Hamlin / Rodolfo Rufino Bolis	of Eastern Illinois, 11-28-23

A TEAM HAD THREE PLAYERS DISQUALIFIED (FOUL OUT)

KU	KJ Adams / Gradey Dick / Kevin McCullar	at Kansas State, 1-17-23
Opp.	Poythress / Willis / Lee / Labissiere	of Kentucky, 1-30-16

A TEAM HAD FOUR PLAYERS DISQUALIFIED (FOUL OUT)

KU	Frank Mason III / Devonte' Graham / Carlton Bragg Jr. / Landen Lucas	vs. Indiana, 11-11-16
Opp.		Never

A TEAM SCORED 50+ POINTS IN A HALF

KU	51, 1st half	at West Virginia, 1-20-24
Opp.	51, 1st half	by West Virginia, 1-20-24

A TEAM SCORED 60+ POINTS IN A HALF

KU	66, 1st half	vs. Texas Southern, 11-21-17
Opp.	60, 2nd half	by Texas Tech, 2-13-99

A TEAM HAD 20 OR FEWER POINTS IN A HALF

KU	20, 1st half	vs. UTEP, 3-4-21
Opp.	19, 1st half	by Manhattan College, 11-10-23

A TEAM SHOT 70% OR BETTER FG IN A HALF

KU	70.0 (14-20), 2nd half	vs. Houston, 2-3-24
Opp.	75.0, 1st half	by Baylor, 1-25-93

A TEAM SHOT 20% OR WORSE FG IN A HALF

KU	13.6%, 1st half	at TCU, 2-6-13
Opp.	18.2%, 2nd half	by Oklahoma, 2-17-24

A TEAM MADE 9+ 3-POINTERS IN A HALF

KU	9, 1st half	vs. North Carolina Central, 11-6-23
Opp.	9, 1st half	by Kentucky, 11-14-23

A TEAM MADE DID NOT MAKE A 3-POINTER IN A HALF

KU	0-7, 2nd half	vs. Texas, 3-11-23
Opp.	0-6, 1st half	by Kentucky, 1-28-23

A TEAM DID NOT MAKE A FREE THROW IN A HALF

KU	1st half (0-4)	vs. Marquette, 11-21-23
Opp.	1st half (0-0)	by Manhattan College, 11-10-23

A TEAM DID NOT ATTEMPT A FREE THROW IN A HALF

KU	1st half	at Texas Tech, 1-3-23
Opp.	1st half	by North Dakota State, 11-10-22

A TEAM HAD 30+ REBOUNDS IN A HALF

KU	30, 1st half	at Oklahoma State, 1-4-22
Opp.	31, 2nd half	by Baylor, 1-12-19

A TEAM HAD 15+ ASSISTS IN A HALF

KU	16, 1st half	vs. Chaminade, 11-20-23
Opp.	15, 1st half	by North Carolina, 3-25-12

A TEAM DID NOT HAVE A TURNOVER IN A HALF

KU	1st half	vs. Texas, 1-14-19
Opp.	2nd half	vs. Kansas State, 1-13-18

A TEAM HAD 10+ STEALS IN A HALF

KU	10, 1st half	vs. Texas, 1-21-17
Opp.	11, 2nd half	by Long Beach State, 12-6-11

A TEAM HAD 7+ BLOCKED SHOTS IN A HALF

KU	9, 1st half	vs. Manhattan College, 11-10-23
Opp.	7, 1st half	by Kentucky, 12-1-20

A PLAYER SCORED 30+ POINTS IN A GAME

KU	30 by Hunter Dickinson	vs. TCU, 1-6-24
Opp.	30 by Darrion Williams	of Texas Tech, 2-12-24

A PLAYER SCORED 40+ POINTS IN A GAME

KU	41 by Andrew Wiggins	at West Virginia, 3-8-14
Opp.	46 by Buddy Hield	of Oklahoma, 1-4-16

A PLAYER SHOT 80% OR BETTER FG IN A GAME (MIN. 10 ATT.)

KU	80.0 (8-10) by KJ Adams Jr.	at Oklahoma State, 1-16-24
Opp.	100.0 (12-12) by Darrion Williams	of Texas Tech, 2-12-24

A PLAYER MADE 7+ 3-POINTERS IN A GAME

KU	7 by Ochai Agbaji	vs. Texas Tech, 1-24-22
Opp.	7 by Bryce Thompson	of Oklahoma State, 12-31-22

A PLAYER SHOT 100% 3-POINT FG (MIN. 5 ATT.)

KU	5-5 by Dajuan Harris Jr.	at Texas Tech, 1-3-23
Opp.	5-5 by Marial Shayok	of Iowa State, 1-5-19

A PLAYER MADE 12+ FREE THROWS IN A GAME

KU	13 (13-16) by Kevin McCullar Jr.	at Indiana, 12-16-23
Opp.	19 (19-22) by Reid Travis	of Stanford, 12-3-16

A PLAYER SHOT 100% FREE THROWS IN A GAME (MIN. 10 ATT.)

KU	10-10 by Kevin McCullar Jr.	vs. Wichita State, 12-30-23
Opp.	11-11 by Malik Curry	of West Virginia, 3-10-22

A PLAYER HAD 8+ OFFENSIVE REBOUNDS IN A GAME

KU	8 by Hunter Dickinson	vs. TCU, 1-6-24
Opp.	8 by Oscar Tschiebwe	of West Virginia, 1-4-20

A PLAYER HAD 12+ DEFENSIVE REBOUNDS IN A GAME

KU	14 by Hunter Dickinson	vs. Kansas State, 3-5-24
Opp.	12 by Kel'el Ware	of Indiana, 12-16-23

A PLAYER HAD 15+ TOTAL REBOUNDS IN A GAME

KU	20 by Hunter Dickinson	vs. Kansas State, 3-5-24
Opp.	15 by Kel'el Ware	of Indiana, 12-16-23

A PLAYER HAD 10+ ASSISTS IN A GAME

KU	10 by Kevin McCullar Jr.	vs. Chaminade, 11-20-23
Opp.	10 by Tamin Lipsey	of Iowa State, 2-4-23

A PLAYER HAD 7+ TURNOVERS IN A GAME

KU	7 by Kevin McCullar Jr.	vs. Chaminade, 11-20-23
Opp.	7 by Darius Johnson	of UCF, 1-10-24

A PLAYER HAD 7+ BLOCKED SHOTS IN A GAME

KU	7 by Udoka Azubuike	vs. Baylor, 1-11-20
Opp.	9 by Trayce Jackson-Davis	of Indiana, 12-17-22

A PLAYER HAD 7+ STEALS IN A GAME

KU	7 by Xavier Henry	vs. Baylor, 1-20-10
Opp.	7 by Terry Black	of Baylor, 2-26-00

A PLAYER PLAYED ALL 40 MINUTES IN REGULATION

KU	Dajuan Harris Jr. and KJ Adams Jr.	vs. Oklahoma, 1-13-24
Opp.	Taylor Perry	of Kansas State, 2-5-24



1

HUNTER DICKINSON

SR • C • 7-2 • 260 • Alexandria, Va. • DeMatha Catholic HS / Michigan • Twitter: @H_Dickinson24 • IG: @hunter.dickinson1

2023-24 SEASON STATS

PPG	RPG	APG	FG%	3FG%	FT%
18.0	10.8	2.2	55.0	35.0	64.1
CAREER					
17.4	9.0	1.7	56.5	35.7	72.9

CAREER HIGHS (*AT MICHIGAN)

*Points	33	vs. Michigan State (3.1.22)
Field Goals	15	vs. Chaminade (11.20.23)
Rebounds	21	vs. Kentucky (11.14.23)
*Assists	7	vs. Iowa (2.17.22)
Blocks	5	5x, last vs. Kansas State (3.5.24)
Steals	3	4x, last vs. Wichita State (12.30.23)
Minutes	46	vs. Illinois (3.2.23)

NOTES

TSN AA Second Team ... Big 12 Newcomer of the Year ... All-Big 12 First Team selection ... Big 12 All-Newcomer Team ... Wooden Award National Ballot (1 of 15) ... Leads the Big 12 with 16 double-doubles ... Has 14 games of 20+ points and three games of 20+ rebounds ... Posted a 15-point, 20-rebound double-double with 5 blocks against K-State (3.5) ... Had 20 points and 16 rebounds at Oklahoma (2.17) ... Big 12 Player of the Week (2.5) ... Had 21 points and 12 rebounds at Kansas State (2.5) ... Big 12 Player and Newcomer of the Week (1.8) ... Had 30 points and 11 boards against TCU (1.6.24) ... Logged a 17-point, 20-rebound double-double in win over Tennessee (11.22) ... Big 12 Player and Newcomer of the Week (11.20) ... Dropped 27 points and 21 rebounds against Kentucky (11.14).



3

DAJUAN HARRIS JR.

RS-SR • G • 6-1 • 170 • Columbia, Mo. • Rock Bridge HS • Twitter: @DajuanH10 • IG: @dajuanharris

2023-24 SEASON STATS

PPG	RPG	APG	FG%	3FG%	FT%
8.3	1.8	6.4	43.8	38.5	77.1
CAREER					
6.3	1.7	4.8	45.0	39.1	71.3

CAREER HIGHS

Points	23	vs. Kentucky (11.14.23)
Field Goals	8	vs. Texas (2.6.23)
Rebounds	6	vs. Texas (2.6.23)
Assists	11	at Kansas State (1.17.23)
Blocks	4	vs. Texas (3.5.22)
Steals	6	vs. West Virginia (2.25.23)
Minutes	43	2x, last at Kansas State (2.5.24)

NOTES

Big 12 All-Defensive Team selection ... All-Big 12 Honorable Mention ... Naismith Defensive Player of the Year Watchlist ... Is fifth on Kansas' all-time assist list (653) and sixth in steals (213) ... 2024 Bob Cousy Award Top 10 candidate ... Scored 14 points and dished out six assists against Texas (2.24) ... Dropped 15 points and dished out eight assists at Kansas State (2.5) ... Posted 11 points and a game-high three steals at OSU (1.16) ... Had seven points and three steals against Oklahoma (1.13) ... Posted 12 points and five assists at Indiana (12.16) ... Recorded a career-high 23 points with seven assists versus Kentucky (11.14) ... Is the third Jayhawk this century to record five 3FGs and seven assists against an AP Top 25 foe ... Dished out a season-high 10 assists against North Carolina Central (11.6).



4

JUSTIN CROSS

JR • F • 6-8 • 200 • Oak Park, Ill. • Oak Park River Forest HS • Twitter: @JCross_4 • IG: @justin.cross4

2023-24 SEASON STATS

PPG	RPG	APG	FG%	3FG%	FT%
-	-	-	-	-	-
CAREER (AT JOHN A. LOGAN COLLEGE)					
2.0	3.4	0.8	45.5	00.0	78.4

CAREER HIGHS (*AT JOHN A. LOGAN COL.)

Points	10	vs. Lake Land College (2.15.23)
Field Goals	4	vs. Lake Land College (2.15.23)
Rebounds	12	at Kaskaskia College (2.28.23)
Assists	6	vs. Lincoln Trail College (1.14.23)
Blocks	5	at Lewis & Clark CC (12.3.22)
Steals	3	4x, last vs. Lake Land College (2.15.23)
Minutes	25	vs. Macomb CC (12.10.22)

NOTES

An invited walk-on who played junior college basketball at John A. Logan College in Carterville, Illinois ... Son of Gene Cross, who is the director of scouting and administration for the New York Knicks and was a longtime college and professional coach.



5

CHRIS CARTER

RS-FR • G • 6-4 • 190 • Indio, Calif. • Shadow Hills HS • IG: @chr_x.2

2023-24 SEASON STATS

PPG	RPG	APG	FG%	3FG%	FT%
-	-	-	-	-	-
CAREER					
-	-	-	-	-	-

CAREER HIGHS

Points	-	
Field Goals	-	
Rebounds	-	
Assists	-	
Blocks	-	
Steals	-	
Minutes	1	at Texas Tech (2.12.24)

NOTES

Checked in for his Kansas debut at Texas Tech (2.12) ... An invited walk-on who was a redshirt Cal State Northridge in 2022-23 and entered the transfer portal in May 2023 ... Provides depth at both guard positions ... Played AAU basketball for Elev8Elite.



10

JOHNNY FURPHY

FR • Guard • 6-9 • 202 • Melbourne, Australia • Centre of Excellence • IG: @johnnyfurphy

2023-24 SEASON STATS

PPG	RPG	APG	FG%	3FG%	FT%
9.0	4.6	1.0	49.2	36.4	77.0
CAREER					
9.0	4.6	1.0	49.2	36.4	77.0

CAREER HIGHS

Points	23	vs. Cincinnati (1.22.24)
Field Goals	7	vs. Cincinnati (1.22.24)
Rebounds	11	vs. Cincinnati (1.22.24)
Assists	4	at Houston (3.9.24)
Blocks	2	at Oklahoma State (1.16.24)
Steals	6	vs. Baylor (2.10.24)
Minutes	38	at Kansas State (2.5.24)

NOTES

Big 12 All-Freshman Team selection ... All-Big 12 Honorable Mention ... Has started in 16 games ... Went for 16 points on a perfect 3-of-3 shooting against Texas (2.24) ... Scored 15 points and brought down nine boards at Oklahoma (2.17) ... Picked a game-high six steals against Baylor (2.10) ... Had 15 points and six boards at Iowa State (1.27) ... Recorded his first career double-double with career highs of 23 points and 11 rebounds against Cincinnati (1.22) ... Scored 15 points and pulled down seven boards at Oklahoma State (1.16) ... Picked up seven points and two steals against Oklahoma (1.13) ... Scored 10 second-half points to spark win against Kansas City (12.5) ... Went 2-for-3 from deep against UConn with six points (12.1).



11

JAMARI MCDOWELL

FR • Guard • 6-4 • 180 • Houston, Texas • Manvel HS • Twitter: @jamari_mcdowell • IG: @_jammarii

2023-24 SEASON STATS

PPG	RPG	APG	FG%	3FG%	FT%
1.7	1.1	0.4	27.9	29.6	88.2
CAREER					
1.7	1.1	0.4	27.9	29.6	88.2

CAREER HIGHS

Points	7	vs. Tennessee (11.22.23)
Field Goals	2	2x, last vs. Oklahoma State (1.30.24)
Rebounds	6	vs. Manhattan College (11.10.23)
Assists	2	vs. Marquette (11.21.23)
Blocks	1	2x, last vs. Oklahoma State (1.30.24)
Steals	2	vs. Texas (2.24.24)
Minutes	27	vs. Tennessee (11.22.23)

NOTES

Is an energy spark off the bench for Kansas ... Scored five points and picked a game-high two steals against Texas (2.24) ... Posted six points and three boards in 10 minutes on 2-of-3 shooting against Oklahoma State (1.30) ... Had six points on a perfect 4-of-4 from the FT line against Wichita State (12.30) ... Knocked down a clutch 3PT in the second half against Indiana (12.16) ... Scored a career-high seven points in a career-high 27 minutes off the bench against Tennessee (11.22) ... Hit a pair of threes and pulled down four rebounds to spark Kansas' win over Tennessee ... Knocked down the game-sealing free throws in the final two minutes against Kentucky (11.14) ... Pulled down a career-high six boards against Manhattan College (11.10).



12

WILDER EVERS

RS-FR • G • 6-4 • 185 • Birmingham, Ala. • Oak Mountain HS • Twitter: @EversWilder • IG: @wilderevers

2023-24 SEASON STATS

PPG	RPG	APG	FG%	3FG%	FT%
1.0	0.5	0.2	50.0	.000	-
CAREER					
1.0	0.5	0.2	50.0	.000	-

CAREER HIGHS

Points	2	3x, last at Houston (3.9.24)
Field Goals	1	3x, last at Houston (3.9.24)
Rebounds	1	3x, last at Houston (3.9.24)
Assists	1	vs. North Carolina Central (11.6.23)
Blocks	-	
Steals	-	
Minutes	8	vs. North Carolina Central (11.6.23)

NOTES

Has six points in six games this season on 3-of-6 (50.0%) shooting ... Caught an alley-oop late in the game against Oklahoma State (1.30) ... Pulled down a rebound against Wichita State (12.30) ... Played eight minutes at point guard against North Carolina Central (11.6) ... Made a layup and dished out an assist ... His parents ran track at KU and his brother is on the KU baseball team.



13

ELMARKO JACKSON

FR • Guard • 6-3 • 195 • Marlton, N.J. • South Kent HS • Twitter: @ElmarkoJ • IG: @elmarkojackson

2023-24 SEASON STATS

PPG	RPG	APG	FG%	3FG%	FT%
4.1	1.1	1.7	41.9	31.6	80.0
CAREER					
4.1	1.1	1.7	41.9	31.6	80.0

CAREER HIGHS

Points	12	vs. Wichita State (12.30.23)
Field Goals	5	vs. Wichita State (12.30.23)
Rebounds	4	vs. UConn (12.1.23)
Assists	9	vs. Manhattan College (11.10.23)
Blocks	1	4x, last vs. Oklahoma (1.13.24)
Steals	3	vs. Eastern Illinois (11.28.23)
Minutes	32	vs. UConn (12.1.23)

NOTES

Scored eight points at Baylor (3.2) ... Picked a season-high four steals against Baylor (2.10) ... Dropped 10 points on a perfect 2-of-2 from 3PT against Oklahoma State (1.30) ... Had a career-high 12 points on a career-high five made field goals against Wichita State (12.30) ... Scored five points, dished out three assists and grabbed two steals against Indiana (12.16) ... Notched 11 points in 26 minutes in win over Missouri, going 6-for-7 from FT (12.9) ... Recorded four rebounds in a career-high 32 minutes in thriller win over UConn (12.1) ... Dished out a career-high nine assists against Manhattan College (11.10) ... Has started at shooting guard in 16 games.



14

PATRICK CASSIDY

JR • G • 6-1 • 185 • Columbus, Kan. • Columbus Unified HS • Twitter: @patrickrcassidy • IG: @patrickcassidy14

2023-24 SEASON STATS

PPG	RPG	APG	FG%	3FG%	FT%
0.4	0.4	0.0	25.0	.000	-
CAREER					
0.4	0.4	0.0	25.0	.000	-

CAREER HIGHS

Points	1	vs. Kansas State (3.5.24)
Field Goals	1	vs. Kansas State (3.5.24)
Rebounds	2	vs. Kansas State (3.5.24)
Assists	-	
Blocks	-	
Steals	-	
Minutes	5	vs. North Carolina Central (11.6.23)

NOTES

Scored first career points against Kansas State on Senior Night (3.5) ... Has played in five games and has logged nine minutes off the bench for Kansas ... An invited walk-on who provides depth at the point guard position ... Was a two-year manager for the Kansas men's basketball program in 2021-22, Kansas' NCAA National Championship season, and 2022-23.



15

KEVIN MCCULLAR JR.

GR-SR • G • 6-7 • 212 • San Antonio, Texas • Wagner HS/Texas Tech • Twitter: @Kevin_McCullar • IG: @kevinmccullarjr

2023-24 SEASON STATS

PPG	RPG	APG	FG%	3FG%	FT%
18.3	6.0	4.1	45.4	33.3	80.5
CAREER					
11.0	5.4	2.4	44.1	30.9	75.6

CAREER HIGHS (*AT TEXAS TECH)

Points	34	vs. Yale (12.22.23)
Field Goals	11	vs. Yale (12.22.23)
Rebounds	13	vs. Kansas State (1.31.23)
Assists	10	2x, last vs. Chaminade (11.20.23)
*Blocks	4	vs. Baylor (1.16.21)
*Steals	6	vs. Texas (3.11.21)
Minutes	44	2x, last at Kansas State (2.5.24)

NOTES

All-Big 12 First Team selection ... Jerry West Shooting Guard of the Year finalist ... Naismith Defensive Player of the Year Watchlist ... Has 12 games with 20+ points ... Wooden Award National Ballot (1 of 15) ... Leads the Big 12 in scoring at 18.3 ppg ... Scored 19 points and picked three steals against Kansas State (3.5) ... Has at least 10 FTM in three games this season ... Had 10 points and eight rebounds at Oklahoma after missing two games due to injury (2.17) ... Had 21 points against Oklahoma (1.13) ... Posted 20 points on a perfect 10-of-10 from FT against Wichita State (12.30) ... Dropped a career-high 34 points on 11-of-18 FG against Yale (12.22) ... Hit a career-high 13-of-16 from FT against Indiana (12.16) ... Had 21 points against UConn (12.1).



20

MICHAEL JANKOVICH

GR-SR • G • 6-4 • 190 • Dallas, Texas • Northfield Mount Hermon HS • Twitter: @michael_jank • IG: @mjankovich

2023-24 SEASON STATS

PPG	RPG	APG	FG%	3FG%	FT%
2.0	0.3	0.0	50.0	45.5	50.0
CAREER					
1.2	0.1	0.0	45.7	42.4	66.7

CAREER HIGHS

Points	6	vs. Manhattan College (11.10.23)
Field Goals	2	vs. Manhattan College (11.10.23)
Rebounds	2	vs. Wichita State (12.30.23)
Assists	1	vs. Chaminade (11.25.19)
Blocks	1	vs. Howard (3.16.23)
Steals	1	3x, last at Oklahoma (2.11.23)
Minutes	8	vs. North Carolina Central (11.6.23)

NOTES

Made his first career start against Kansas State (3.5) ... Has played in nine games this season ... Has knocked down 5-of-11 3PT in 33 minutes of playing time this season ... Has played in 43 games while at Kansas ... Graduated from KU in May 2023.



22

DILLON WILHITE

RS-SO • F • 6-9 • 240 • San Diego, Calif. • Cathedral Catholic HS • Twitter: @dillonwilhite • IG: @dillon.wilhite

2023-24 SEASON STATS

PPG	RPG	APG	FG%	3FG%	FT%
0.4	0.3	0.0	33.3	-	25.0
CAREER					
0.3	0.3	0.0	33.3	-	25.0

CAREER HIGHS

Points	3	vs. Manhattan College (11.10.23)
Field Goals	1	vs. Manhattan College (11.10.23)
Rebounds	1	3x, last vs. Manhattan College (11.10.23)
Assists	-	
Blocks	-	
Steals	-	
Minutes	5	vs. North Carolina Central (11.6.23)

NOTES

Recorded his first points as a Jayhawk in the second half against Manhattan College (11.10) ... Has played in 12 games in his KU career, including seven this season.



23

PARKER BRAUN

GR-SR • F • 6-10 • 235 • Burlington, Kan. • Blue Valley Northwest HS • IG: @parkerlouisbraun

2023-24 SEASON STATS

PPG	RPG	BPG	FG%	3FG%	FT%
2.2	1.6	0.6	66.7	33.3	66.7
CAREER					
4.5	3.3	0.9	57.9	29.6	50.5

CAREER HIGHS

Points	19	vs. Nevada (11.16.21)
Field Goals	9	vs. Nevada (11.16.21)
Rebounds	12	2x, last at Pacific (1.14.23)
Assists	5	4x, last vs. Iona (11.26.22)
Blocks	5	vs. Montana (12.19.21)
Steals	3	2x, last vs. BYU (1.27.22)
Minutes	40	vs. San Francisco (3.4.23)

NOTES

Has 19 blocks on the season ... Blocked a game-high two shots against Texas (2.24) ... Had five points and a clutch 3FG against Houston (2.3) ... Blocked two shots at OSU (1.16) ... Threw down a momentum-shifting dunk against Oklahoma (1.13) ... Has made three threes this season, including 1-1 at UCF (1.10) ... Posted four points and blocked two shots against Missouri (12.9) ... Recorded a season-high three blocks against Manhattan College (11.10) ... Has scored in double-digits in two contests and comes off the bench to protect the rim.



24

KJ ADAMS JR.

JR • F • 6-7 • 235 • Austin, Texas • Westlake HS • Twitter: @kj_atz • IG: @kjadams

2023-24 SEASON STATS

PPG	RPG	APG	FG%	3FG%	FT%
12.1	4.5	3.1	59.9	.000	61.8
CAREER					
7.6	3.1	1.7	60.6	.000	61.2

CAREER HIGHS

Points	22	vs. Oklahoma (1.10.23)
Field Goals	9	at Missouri (12.10.22)
Rebounds	11	vs. Wichita State (12.30.23)
Assists	7	vs. Houston (2.3.24)
Blocks	3	vs. Southern Utah (11.18.22)
Steals	4	3x, last at Kansas State (2.5.24)
Minutes	44	at Kansas State (2.5.24)

NOTES

All-Big 12 Honorable Mention ... Leads the Big 12 in FG% (59.9) ... Scored 16 points and pulled down five boards against Kansas State (3.5) ... Totaled 16 points on 8-of-12 (66.7%) shooting against Texas (2.24) ... Picked a game-high four steals in a career-high 44 minutes at Kansas State (2.5) ... Dished out a career-high seven assists against Houston (2.3) ... Shot a perfect 7-of-7 with 16 points against Oklahoma State (1.30) ... Had 13 points at Iowa State, including 7-10 from FT (1.27) ... Posted a 15-point, 10-rebound double-double against Oklahoma (1.13) ... Recorded his first career double-double against TCU with 18 points and 10 boards (1.6) ... Pulled down a career-high 11 boards against Wichita State (12.30) ... Logged 18 points against UConn (12.1) ... Recorded 16 points in win against Kentucky (11.14).



25

NICOLAS TIMBERLAKE

GR-SR • G • 6-4 • 195 • Braintree, Mass. • Kimball Union Academy • Twitter: @NickTimberlake • IG: @ntimberlake25

2023-24 SEASON STATS

PPG	RPG	APG	FG%	3FG%	FT%
4.6	1.7	0.5	37.9	28.9	78.8
CAREER					
10.9	3.4	1.4	41.6	36.9	79.2

CAREER HIGHS (*AT TOWSON)

*Points	34	at Col. of Charleston (2.23.23)
*Field Goals	12	at Hofstra (2.2.23)
*Rebounds	11	vs. LIU (12.2.21)
*Assists	7	vs. William & Mary (2.10.22)
*Blocks	2	2x, last at Penn (11.13.22)
*Steals	4	vs. Albany (11.7.22)
*Minutes	43	at Drexel (2.11.23)

NOTES

Has started at shooting guard in five of Kansas' last eight games ... Dropped a season-high 18 points on 6-of-7 (85.7%) shooting against K-State, which included four threes (3.5) ... Went a perfect 6-of-6 from FT against BYU (2.27) ... Scored 13 points in a season-high 33 minutes against Texas, including a 6-of-8 clip from FT (2.24) ... Posted a team-high 13 points at Texas Tech (2.12) ... Dropped 12 points on 4-of-7 FG at West Virginia (1.20) ... Featured #3 on ESPN SportsCenter Top 10 for his contact dunk at Oklahoma State (1.16) ... Tied his season-high point total with 13 on 5-of-10 shooting which included three 3PT in a season-high 29 minutes off the bench against Yale (12.22) ... Posted five points and three rebounds against Eastern Illinois (11.28) ... Picked up a season-high 13 points on 4-of-5 shooting (80.0%) in his Kansas debut against North Carolina Central (11.6).



41

ZACH CLEMENCE

JR • F • 6-11 • 230 • San Antonio, Texas • Sunrise Christian Academy • Twitter: @BIGZTEXAS • IG: @zachary_clemence

2023-24 SEASON STATS

PPG	RPG	BPG	FG%	3FG%	FT%
-	-	-	-	-	-
CAREER					
1.8	1.6	0.3	35.1	25.0	45.7

CAREER HIGHS

Points	11	vs. Stony Brook (11.18.21)
Field Goals	3	2x, last vs. Oklahoma (1.10.23)
Rebounds	6	2x, last vs. Oklahoma State (2.14.22)
Assists	3	vs. Texas Southern (3.17.22)
Blocks	3	vs. Kansas State (1.31.23)
Steals	2	2x, last vs. Kansas State (1.31.23)
Minutes	15	vs. Kansas State (1.31.23)

NOTES

Plans for redshirt the 2023-24 season ... Entered the transfer portal following the 2022-23 season yet returned to Kansas ... Played in 44 games while at Kansas - 20 in 2022-23 and 24 in Kansas' 2022 NCAA National Championship season ... A solid shooter and being 6-foot-10, can play multiple positions and be a tough matchup ... Played his prep career at national powers Sunrise Academy and Findley Prep.



CHARLIE MCCARTHY

RS-SO • G • 6-2 • 195 • Rancho Mirage, Calif. • Shadow Hills HS • IG: @chmac13

2023-24 SEASON STATS

PPG	RPG	BPG	FG%	3FG%	FT%
-	-	-	-	-	-
CAREER					
-	-	-	-	-	-

CAREER HIGHS

Points	-
Field Goals	-
Rebounds	-
Assists	-
Blocks	-
Steals	-
Minutes	-

NOTES

An invited walk-on ... A member of Kansas' 2022 NCAA National Championship team ... Comes from a KU family as both parents are two of 23 family members who have graduated from KU.

KANSAS IN THE BIG 12 CHAMPIONSHIP

BIG 12 CHAMPIONSHIP RECORD

First Round	1-0	As No. 5 seed	1-1
Quarterfinals	22-3	As No. 3 seed	6-2
Semifinals	15-6	As No. 2 seed	9-2
Final	11-4	As No. 1 seed	33-8
Overall	49-13	Overall	49-13

BIG 12 CHAMPIONSHIP GAME-BY-GAME

DATE	RND	SEED	OPP	SEED	OPPONENT	RESULT	SITE
3.7.97	QF	1	8		Oklahoma State	W, 74-59	Kansas City
3.8.97	SF	1	4		Iowa State	W, 72-48	Kansas City
3.9.97	F	1	10		Missouri	W, 87-60	Kansas City
3.6.98	QF	1	8		Kansas State	W, 68-61	Kansas City
3.7.98	SF	1	4		Nebraska	W, 91-59	Kansas City
3.8.98	F	1	3		Oklahoma	W, 72-58	Kansas City
3.5.99	QF	3	6		Nebraska	W, 77-53	Kansas City
3.6.99	SF	3	7		Kansas State	W, 69-58	Kansas City
3.7.99	F	3	5		Oklahoma State	W, 53-37	Kansas City
3.9.00	1st	5	12		Kansas State	W, 84-60	Kansas City
3.10.00	QF	5	4		Oklahoma State	L, 58-77	Kansas City
3.9.01	QF	2	10		Kansas State	W, 94-63	Kansas City
3.10.01	SF	2	3		Oklahoma	L, 57-62	Kansas City
3.8.02	QF	1	9		Colorado	W, 102-73	Kansas City
3.9.02	SF	1	5		Texas Tech	W, 90-50	Kansas City
3.10.02	F	1	2		Oklahoma	L, 55-64	Kansas City
3.14.03	QF	1	9		Iowa State	W, 89-74	Dallas
3.15.03	SF	1	5		Missouri	L, 63-68	Dallas
3.12.04	QF	3	6		Missouri	W, 94-69	Dallas
3.13.04	SF	3	2		Texas	L, 60-64	Dallas
3.11.05	QF	2	10		Kansas State	W, 80-67	Kansas City
3.12.05	SF	2	3		Oklahoma State	L, 75-78	Kansas City
3.10.06	QF	2	7		Oklahoma State	W, 63-62	Dallas
3.11.06	SF	2	6		Nebraska	W, 79-65	Dallas
3.12.06	F	2	1		Texas	W, 80-68	Dallas
3.9.07	QF	1	9		Oklahoma	W, 64-47	Okla. City
3.10.07	SF	1	4		Kansas State	W, 67-61	Okla. City
3.11.07	F	1	3		Texas	W, 88-84 (ot)	Okla. City
3.14.08	QF	2	7		Nebraska	W, 64-54	Kansas City
3.15.08	SF	2	6		Texas A&M	W, 77-71	Kansas City
3.16.08	F	2	1		Texas	W, 84-74	Kansas City
3.12.09	QF	1	9		Baylor	L, 64-71	Okla. City
3.11.10	QF	1	9		Texas Tech	W, 80-68	Kansas City
3.12.10	SF	1	4		Texas A&M	W, 79-66	Kansas City
3.13.10	F	1	2		Kansas State	W, 72-64	Kansas City
3.10.11	QF	1	9		Oklahoma State	W, 63-62	Kansas City
3.11.11	SF	1	5		Colorado	W, 90-83	Kansas City
3.12.11	F	1	2		Texas	W, 85-73	Kansas City
3.8.12	QF	1	9		Texas A&M	W, 83-66	Kansas City
3.9.12	SF	1	4		Baylor	L, 72-81	Kansas City
3.14.13	QF	1	9		Texas Tech	W, 91-63	Kansas City
3.15.13	SF	1	5		Iowa State	W, 88-73	Kansas City
3.16.13	F	1	2		Kansas State	W, 70-54	Kansas City
3.13.14	QF	1	8		Oklahoma State	W, 77-70 (ot)	Kansas City
3.14.14	SF	1	4		Iowa State	L, 83-94	Kansas City
3.12.15	QF	1	9		TCU	W, 64-59	Kansas City
3.13.15	SF	1	4		Baylor	W, 62-62	Kansas City
3.14.15	F	1	2		Iowa State	L, 66-70	Kansas City
3.10.16	QF	1	8		Kansas State	W, 85-63	Kansas City
3.11.16	SF	1	5		Baylor	W, 70-66	Kansas City
3.12.16	F	1	2		West Virginia	W, 81-71	Kansas City
3.9.17	QF	1	9		TCU	L, 82-85	Kansas City
*3.8.18	QF	1	8		Oklahoma State	W, 82-68	Kansas City
*3.9.18	SF	1	4		Kansas State	W, 83-67	Kansas City
*3.10.18	F	1	3		West Virginia	W, 81-70	Kansas City
3.14.19	QF	3	6		Texas	W, 65-57	Kansas City
3.15.19	SF	3	10		West Virginia	W, 88-74	Kansas City
3.16.19	F	3	5		Iowa State	L, 66-78	Kansas City
3.11.21	QF	2	7		Oklahoma	W, 69-62	Kansas City
3.10.22	QF	1	9		West Virginia	W, 87-63	Kansas City
3.11.22	SF	1	5		TCU	W, 75-62	Kansas City
3.12.22	F	1	3		Texas Tech	W, 74-65	Kansas City
3.9.23	QF	1	8		West Virginia	W, 78-61	Kansas City
3.10.23	SF	1	5		Iowa State	W, 71-58	Kansas City
3.11.23	F	1	2		Texas	L, 56-76	Kansas City

*wins and title later vacated

TEAM RECORDS - SINGLE GAME

CATEGORY	STAT	OPPONENT (YEAR, ROUND)
Points	102	Colorado (2002, QF)
Fewest Points	53	Oklahoma State (1999, F)
Field Goals	40	Colorado (2002, QF)
Field Goal Att.	86	Colorado (2002, QF)
Field Goal %	66%	Texas Tech (2013, QF)
	(31-47)	
3PT FGs	15	West Virginia (2018, F)
		Texas (2008, F)
3PT FG Att.	28	Kansas State (2018, SF)
3PT FG %	66.7%	Texas A&M (2012, QF)
	(10-15)	
Free Throws	29	Colorado (2011, SF)
Free Throw Att.	33	Colorado (2011, SF)
Free Throw %	93.3%	Oklahoma (2002, F)
	(14-15)	
Rebounds	56	Texas Tech (2002, SF)
Assists	31	Texas Tech (2002, SF)
Blocks	10	2x
Steals	15	2x
Bold - Overall Big 12 Championship Record		

TEAM RECORDS - TOURNAMENT

CATEGORY	STAT	YEAR (GAMES)
Points	249	2013 (3)
Field Goals	96	2002 (3)
Field Goal Att.	210	2002 (3)
Field Goal %	55.6%	2013 (3)
3PT FGs	34	2018 (3)
3PT FG Att.	75	2018 (3)
3PT FG %	50%	2008 (3)
Free Throws	61	2010 (3)
Free Throw Att.	83	2010 (3)
Free Throw %	84.6%	2002 (3)
Rebounds	150	2002 (3)
Assists	67	2002 (3)
Blocks	25	2002 (3)
Steals	32	2002 (3)

INDIVIDUAL RECORDS - SINGLE GAME

CATEGORY	STAT	PLAYER (OPP, YEAR, ROUND)
Points	31	Wayne Simien (MU, 2004, QF)
Field Goals	12	Wayne Simien (OSU, 2005, SF)
		Paul Pierce (MU, 1997, F)
Field Goal Att.	20	Sherron Collins (BU, 2009, QF)
		Paul Pierce (KSU, 1998, QF)
Field Goal %	91.7%	Perry Ellis (ISU, 2014, SF)
(Min. 10 att.)	(11-12)	
3PT FGs	8	Mario Chalmers (UT, 2008, F)
3PT FG Att.	12	Sherron Collins (BU, 2009, QF)
		Mario Chalmers (UT, 2008, F)
3PT FG %	83.3%	Jeff Boschee (KSU, 2001, QF)
(Min. 5 att.)	(5-6)	
Free Throws	15	Kelly Oubre Jr. (TCU, 2015, QF)
Free Throw Att.	19	Kelly Oubre Jr. (TCU, 2015, QF)
Free Throw %	100%	Devonte' Graham (WVU, 2016, F)
(Min. 10 att.)	(10-10)	Eric Chenoweth (KSU, 1999, SF)
Rebounds	21	Drew Gooden (TTU, 2002, SF)
Assists	15	Aaron Miles (TTU, 2002, SF)
Blocks	5	Mitch Lightfoot (WVU, 2022, QF)
		Jeff Withey (BU, 2012, SF)
		Nick Collison (TTU, 2002, SF)
Steals	8	Nick Bradford (KSU, 2000, 1st Rnd)

Bold - Overall Big 12 Championship Record

INDIVIDUAL RECORDS - SINGLE TOURN.

CATEGORY	STAT	PLAYER (YEAR, GAMES)
Points	72	Malik Newman (2018, 3)
Field Goals	27	Paul Pierce (1997, 3)
Field Goal Att.	55	Paul Pierce (1998, 3)
2-Game FG%	78.9%	Perry Ellis (2014, 2)
(Min. 5FGA/gm)	15-19	
3-Game FG%	78.3%	Perry Ellis (2013, 3)
(Min. 5FGA/gm)	18-23	
3PT FGs	15	Malik Newman (2018, 3)
3PT FG Att.	22	Malik Newman (2018, 3)
		Brandon Rush (2008, 3)
		Jeff Boschee (1999, 3)
3PT FG %	72.7%	Jeff Boschee (2001, 2)
	(8-11)	
Free Throws	20	Kelly Oubre Jr. (2015, 3)
Free Throw Att.	24	Kelly Oubre Jr. (2015, 3)
Free Throw %	100%	
(Min. 10 att.)		
Rebounds	40	Drew Gooden (2002, 3)
Assists	31	Aaron Miles (2002, 3)
Blocks	9	Jeff Withey (2012, 2)
Steals	12	Russell Robinson (2006, 3)

BIG 12 CHAMPIONSHIP AWARDS

MOST OUTSTANDING PLAYER

1997	Paul Pierce
1998	Paul Pierce
1999	Jeff Boschee
2006	Mario Chalmers
2008	Brandon Rush
2010	Sherron Collins
2011	Marcus Morris
2013	Jeff Withey
2016	Devonte' Graham
2018	Malik Newman
2022	Ochai Agbaji

ALL-TOURNAMENT TEAM

1997	Paul Pierce, Raef LaFrentz, Jacque Vaughn
1998	Paul Pierce, Raef LaFrentz
1999	Jeff Boschee, Eric Chenoweth
2002	Nick Collison, Drew Gooden
2004	Wayne Simien
2005	Wayne Simien
2006	Mario Chalmers, Julian Wright
2007	Brandon Rush, Julian Wright
2008	Brandon Rush, Mario Chalmers
2010	Sherron Collins, Cole Aldrich
2011	Marcus Morris, Markieff Morris
2013	Jeff Withey, Perry Ellis
2014	Andrew Wiggins
2015	Wayne Selden
2016	Devonte' Graham, Perry Ellis
2018	Malik Newman, Devonte' Graham
2019	Devon Dotson, Dedric Lawson
2022	Ochai Agbaji, Christian Braun
2023	Jalen Wilson, Dajuan Harris Jr.

TOURNAMENT-LEADING SCORERS

1998	Paul Pierce (67 points)
2002	Drew Gooden (56 points)
2016	Perry Ellis (58 points, tied)
2018	Malik Newman (72 points)
2019	Dedric Lawson (58 points)
2022	Ochai Agbaji (56 points)

TOURNAMENT-LEADING REBOUNDERS

1997	Raef LaFrentz (30 rebounds)
2002	Drew Gooden (40 rebounds)
2010	Cole Aldrich (35 rebounds)
2022-	Christian Braun (25 rebounds)

CONFERENCE POSTSEASON

KU’S CHAMPIONSHIP HISTORY

	BIG EIGHT	BIG 12	TOTAL
Overall	.30-16	.49-13	.79-29
First Round	.18-2	.1-0	.19-2
Quarterfinals	..--	.22-3	.22-3
Semifinals	.8-10	.15-6	.23-16
Championship	.4-4	.11-4	.15-8

CONFERENCE POSTSEASON
TOURNAMENT TITLES (Includes
previous leagues)

TITLES	TEAM (YEARS)
16	KANSAS (1981, 84, 86, 92, 97, 98, 99, 2006, 07, 08, 10, 11, 13, 16, 22)
13	West Virginia (1955, 56, 57, 58, 59, 60, 62, 63, 65, 67, 83, 84, 2010)
8	Missouri (1978, 82, 87, 89, 91, 93, 09, 12)
7	Oklahoma (1979, 85, 88, 90, 2001, 02, 03)
6	Iowa State (1996, 2000, 14, 15, 17, 19)
5	Texas Tech (1976, 85, 86, 93, 96)
4	Oklahoma State (1983, 95, 2004, 05)
3	Texas (1994, 95, 2021, 23)
2	Texas A&M (1980, 87)
2	Kansas State (1977, 80)
1	Nebraska (1994)

KU’S ALL-TOURNAMENT
SELECTIONS
BIG EIGHT

1979	David Magley Paul Mokeski
1980	Darnell Valentine
1981	Darnell Valentine (M.O.P.) Art Housey
1983	Kelly Knight
1984	Carl Henry Calvin Thompson
1986	Danny Manning (M.O.P.) Cedric Hunter
1987	Danny Manning (M.O.P.)
1992	Alonzo Jamison Richard Scott Rex Walters
1996	Raef LaFrentz Ryan Robertson Jacque Vaughn

BIG 12	
1997	Paul Pierce (M.O.P.) Raef LaFrentz Jacque Vaughn
1998	Paul Pierce (M.O.P.) Raef LaFrentz
1999	Jeff Boschee (M.O.P.) Eric Chenowith
2002	Nick Collison Drew Gooden
2004	Wayne Simien
2005	Wayne Simien
2006	Mario Chalmers (M.O.P.) Julian Wright
2007	Brandon Rush Julian Wright
2008	Brandon Rush (M.O.P.) Mario Chalmers
2010	Sherron Collins (M.O.P.) Cole Aldrich
2011	Marcus Morris (M.O.P.) Markieff Morris
2013	Jeff Withey (M.O.P.) Perry Ellis
2014	Andrew Wiggins
2015	Wayne Selden Jr.

2016	Devonte’ Graham (M.O.P.) Perry Ellis
2018	Malik Newman (M.O.P.) Devonte’ Graham
2019	Devon Dotson Dedric Lawson
2022	Ochai Agbaji (M.O.P.) Christian Braun
2023	Jalen Wilson Dajuan Harris Jr.

79
CONFERENCE
CHAMPIONSHIP
VICTORIES

15
CONFERENCE
POSTSEASON
TOURNAMENT
TITLES

11
BIG 12 POSTSEASON
CHAMPIONSHIPS

KANSAS VS. OPPONENTS IN CHAMPIONSHIP

*includes Big Eight Conference; **wins later vacated

BAYLOR (2-2)	
L, 64-71	2009 quarters
L, 72-81	2012. semis
W, 62-52	2015. semis
W, 70-66	2016. semis

COLORADO (8-0)	
W, 82-66	1978 first
W, 75-65	1980 first
W, 82-76	1991. first
W, 84-66	1992 first
W, 82-65	1993 first
W, 88-55	1996 first
W, 102-73	2002 quarters
W, 90-83	2011. semis

IOWA STATE (7-6)	
W, 91-70	1979. first
L, 59-75	1985. semis
W, 73-71	1986 finals
W, 118-75	1990 first
L, 72-80	1995 semis
L, 55-56	1996 finals
W, 72-48	1997. semis
W, 89-74	2003 quarters
W, 88-73	2013. semis
L, 83-94	2014. semis
L, 66-70	2015. finals
L, 66-78	2019. finals
W, 71-58	2023 semis

KANSAS STATE (15-7)	
L, 67-80	1977. semis
L, 76-87	1978 semis
L, 58-79	1980 finals
W, 80-68	1981 finals
L, 62-74	1982 first
W, 70-59	1984 semis
W, 74-51	1986 first
L, 54-69	1988 semis
L, 65-73	1989 first
L, 67-74	1993 semis
W, 73-52	1994 first
W, 90-45	1995 first
W, 61-55	1996 semis
W, 68-61	1998. quarters
W, 69-58	1999. semis
W, 84-60	2000 first
W, 94-63	2001. quarters
W, 80-67	2005 quarters
W, 67-61	2007 semis
W, 72-64	2010. finals
W, 70-54	2013. finals
W, 85-63	2016. quarters
**W, 83-67	2018. semis

MISSOURI (5-2)	
W, 76-73	1979 semis
W, 80-71	1980 semis
W, 75-70	1981 semis
L, 65-67	1987 finals
W, 87-60	1997. finals
L, 63-68	2003 semis
W, 94-69	2004 quarters

NEBRASKA (6-1)	
W, 61-58	1977 first
W, 74-69	1985 first
L, 83-87	1991 semis
W, 91-59	1998. semis
W, 69-50	1999. quarters
W, 79-65	2006 semis
W, 64-54	2008 quarters

OKLAHOMA (7-4)	
L, 65-80	1979 finals
W, 87-77	1983 first
W, 79-78	1984 finals
W, 72-70	1986 semis
W, 82-77	1987 semis
L, 77-95	1990 semis
W, 85-67	1992 semis
W, 72-58	1998. finals
L, 57-62	2001. semis
L, 55-64	2002 finals
W, 64-47	2007 quarters
W, 69-62	2021. quarters

OKLAHOMA STATE (10-4)	
W, 96-69	1981 first
L, 83-90	1983. semis
W, 75-58	1984 first
W, 67-58	1987 first
W, 74-58	1988 first
W, 66-57	1992 finals
L, 68-69	1994 semis
W, 74-59	1997. quarters
W, 53-37	1999. finals
L, 58-77	2000 quarters
L, 75-78	2005 semis
W, 63-62	2006 quarters
W, 63-62	2011. quarters
W, 77-70 ot	2014. quarters
**W, 82-68	2018. quarters

TCU (2-1)	
W, 64-59	2015. quarters
L, 82-85	2017. quarters
W, 75-62	2022 semis

TEXAS (5-2)	
L, 60-64	2004 semis
W, 80-68	2006 finals
W, 88-84 ot	2007 finals
W, 84-74	2008 finals
W, 85-73	2011. finals
W, 65-57	2019. quarters
L, 56-76	2023 finals

TEXAS A&M (3-0)	
W, 77-71	2008 semis
W, 79-66	2010. semis
W, 83-66	2012. quarters

TEXAS TECH (4-0)	
W, 90-50	2002 semis
W, 80-68	2010. quarters
W, 91-63	2013. quarters
W, 74-65	2022 finals

WEST VIRGINIA (4-0)	
W, 81-71	2016. finals
**W, 81-70	2018. finals
W, 88-74	2019. semis
W, 87-63	2022 quarters
W, 78-61	2023 quarters



ROCK CHALK JAYHAWK

TV/RADIO ROSTER


// 2023-24 KANSAS MEN'S BASKETBALL




1 HUNTER DICKINSON
Sr. / C / 7-2 / 260
Alexandria, Va.




3 DAJUAN HARRIS JR.
RS-Sr. / G / 6-2 / 170
Columbia, Mo.



4 JUSTIN CROSS
Jr. / F / 6-8 / 200
Oak Park, Ill.



5 CHRIS CARTER
RS-Fr. / G / 6-4 / 190
Indio, Calif.



10 JOHNNY FURPHY
Fr. / G / 6-9 / 202
Melbourne, Australia



11 JAMARI MCDOWELL
Fr. / G / 6-4 / 180
Houston, Texas




12 WILDER EVERS
RS-Fr. / G / 6-4 / 185
Birmingham, Ala.



13 ELMARKO JACKSON
Fr. / G / 6-3 / 195
Marlton, N.J.




14 PATRICK CASSIDY
Jr. / G / 6-1 / 185
Columbus, Kan.



15 KEVIN MCCULLAR JR.
Gr-Sr. / G / 6-7 / 212
San Antonio, Texas




20 MICHAEL JANKOVICH
Gr-Sr. / G / 6-4 / 190
Dallas, Texas



22 DILLON WILHITE
RS-Sr. / F / 6-9 / 240
San Diego, Calif.



23 PARKER BRAUN
Gr-Sr. / F / 6-10 / 235
Burlington, Kan.




24 KJ ADAMS JR.
Jr. / F / 6-7 / 235
Austin, Texas



25 NICOLAS TIMBERLAKE
Gr-Sr. / G / 6-4 / 200
Braintree, Mass.



41 ZACH CLEMENCE
Jr. / F / 6-11 / 230
San Antonio, Texas



CHARLIE MCCARTHY
RS-Sr. / G / 6-2 / 195
Rancho Mirage, Calif.



BILL SELF
Head Coach
21st Year at Kansas



KURTIS TOWNSEND
Assistant Coach
20th Year at Kansas



NORM ROBERTS
Assistant Coach
13th Year at Kansas



JEREMY CASE
Assistant Coach
Ninth Year at Kansas



FRED QUARTLEBAUM
Director of Operations
11th Year at Kansas



JOE DOOLEY
Director of Student-Athlete Development
12th Year at Kansas



DOC SADLER
Advisor to the Men's Basketball Program



BRADY MORNINGSTAR
Video Coordinator