



# KANSAS

#KUBball

f /KANSASBASKETBALL

@KUHOOPS

@KUHOOPS

MARCH 4, 2023 | TEXAS | GAME NOTES

KANSAS COMMUNICATIONS

JAYHAWKS

25-5  
OVERALL13-4  
BIG 123/3  
RANKING (AP/COACHES)

VS

22-8  
OVERALL11-6  
BIG 129/7  
RANKING (AP/COACHES)

LONGHORNS

Bill Self  
HEAD COACH581-129 (.818)  
RECORD AT KANSAS, 20TH SEASONRodney Terry  
INTERIM HEAD COACH22-8 (.733)  
RECORD AT TEXAS, FIRST SEASON

## SCHEDULE (25-5--H: 15-1; A: 7-3; N: 3-1)

Date	Rnk	Rnk	Opponent	TV	Time/Result
NOVEMBER (7-1)					
3	5	-	PITT STATE (EXH.)	B12 NOW	W, 94-63
7	5	-	OMAHA	B12 NOW	W, 89-64
10	5	-	NORTH DAKOTA STATE	B12 NOW	W, 82-59
15	6	7	vs. Duke#	ESPN	W, 69-64
18	6	-	SOUTHERN UTAH	B12 NOW	W, 82-76
23	3	-	vs. North Carolina St.%	ESPN	W, 80-74
24	3	-	vs. Wisconsin%	ESPN	W, 69-68 (ot)
25	3	22	vs. Tennessee%	ESPN	L, 50-64
28	9	-	TEXAS SOUTHERN	B12 NOW	W, 87-55
DECEMBER (5-0)					
1	9	-	SETON HALL-	ESPN	W, 91-65
10	6	rv	at Missouri	ESPN	W, 95-67
17	8	14	INDIANA	ESPN2	W, 84-62
22	4	-	HARVARD	ESPN2	W, 68-54
31	4	-	OKLAHOMA STATE*	CBS	W, 69-67
JANUARY (6-3)					
3	3	-	at Texas Tech*	ESPN2	W, 75-72
7	3	rv	at West Virginia*	B12 NOW	W, 76-62
10	2	-	OKLAHOMA*	ESPN2	W, 79-75
14	2	14	IOWA STATE*	B12 NOW	W, 62-60
17	2	13	at Kansas State*	ESPN	L, 82-83 (ot)
21	2	14	TCU*	CBS	L, 60-83
23	9	21	at Baylor*	ESPN	L, 69-75
28	9	rv	at Kentucky*	ESPN	W, 77-68
31	8	7	KANSAS STATE	B12 NOW	W, 90-78
FEBRUARY (7-1)					
4	8	13	at Iowa State*	ESPN	L, 53-68
6	9	5	TEXAS*	ESPN	W, 88-80
11	9	-	at Oklahoma*	CBS	W, 78-55
14	5	rv	at Oklahoma State*	ESPN	W, 87-76
18	5	9	BAYLOR*	ESPN	W, 87-71
20	3	24	at TCU*	ESPN	W, 63-58
25	3	-	WEST VIRGINIA*	ESPN	W, 76-74
28	3	-	TEXAS TECH*	ESPN	W, 67-63
MARCH (0-0)					
4	3	9	at Texas*	ESPN	3 p.m.
8-11			Big 12 Championship (T-Mobile, Kansas City, Mo.)		

All times Central and subject to change; **Home Games in ALL CAPS and bold**; Rank: Associated Press poll; #State Farm Champions Classic; %Battle 4 Atlantis; -Big 12-Big EAST Battle; \*SEC/Big 12 Challenge; \*Big 12 Conference game



## COMMUNICATIONS

CHRIS THEISEN

Asst. AD for Communications

e theisen@ku.edu

c 785.331.9356

## GAME #3/3 KANSAS AT #9/7 TEXAS

Austin, Texas • Moody Center (10,763)

Saturday, March 4, 2023 • 3 p.m. (CT)



**Play-by-Play:** Jon Sciambi  
**Analyst:** Dick Vitale  
**Reporter:** Kris Budden  
**Producer:** Kim Belton  
**Director:** Adam Bryant



**Radio:** Jayhawk Radio Network  
**Webcast:** KUAthletics.com/Radio  
**Play-by-Play:** Brian Hanni  
**Analyst:** Greg Gurley  
**Producer/Engineer:** Steve Kincaid

### TIPOFF

- No. 3 Kansas (25-5, 13-4) concludes the regular season at No. 9 Texas (22-8, 11-6) on Saturday, March 4, at 3 p.m. CT. The game from Moody Center will be televised on ESPN with Jon Sciambi, Dick Vitale and Kris Budden on the call.
- Kansas won its seventh-straight game with a 67-63 win against Texas Tech on Feb. 28. Texas is looking to end a two-game skid after losing at No. 22 TCU, 75-73, on March 1.
- Kansas won its 21st Big 12 and NCAA-leading 64th all-time conference regular-season title, the 17th under Bill Self.
- Kansas will be the No. 1 seed for the 2023 Big 12 Championship and will play the winner of the No. 8 seed vs No. 9 seed in the quarterfinals on Thursday, March 9, at approximately 2 p.m. CT at T-Mobile Center in Kansas City, Missouri. The 8-9 game will be played March 8 at 6 p.m.
- KU leads the overall series with UT, 37-12, including an 11-9 record in Austin.
- Last season, Kansas became the all-time winningest program in NCAA Division I, currently at 2,382 victories.
- Kansas is No. 6 in the NET Rankings through games played on March 1. Kansas is No. 3 in NET Strength of Schedule and its 15 Quadrant 1 wins are the most in NCAA Division I. Baylor is next with 11 Q1 wins, followed by Texas' 10.
- Kansas has appeared in the Associated Press top 10 in each of the last 36 polls dating back to the 2021-22 preseason poll. The 36 consecutive is the longest active streak in men's college basketball.
- An All-America and national player of the year candidate, redshirt-junior Jalen Wilson leads the Big 12 in scoring at 19.6 ppg, which is 29th nationally, rebounds per game at 8.3 and double-doubles with nine.
- An Academic All-America candidate, redshirt-junior Dajuan Harris Jr. leads the Big 12 and is sixth nationally in assist-to-turnover ratio at 3.28. He is second in the league and sixth nationally in assists per game at 6.3.
- Redshirt-senior Kevin McCullar Jr. is second in the Big 12 in steals (2.1), which is 27th nationally. He is third in the league in rebounds per game at 7.3 rpg.
- Freshman Grady Dick is a three-time Big 12 Newcomer of the Week who leads the team with 71 threes made, which are fourth on the Kansas freshman all-time list and eight from first. Dick's 438 points are eighth on the Kansas freshman list and his 85.2 free throw percentage is second.
- Kansas is celebrating 125 years of men's basketball in 2022-23.

### LAST GAME STARTERS [2022-23 SEASON STATS]

<b>3 HARRIS JR.</b> RS-JR • GUARD	<b>4 DICK</b> FR • GUARD	<b>10 WILSON</b> RS-JR • FORWARD	<b>15 MCCULLAR JR.</b> RS-SR • GUARD	<b>24 ADAMS JR.</b> SO • FORWARD
MIN <b>33.9</b>	MIN <b>32.6</b>	MIN <b>35.1</b>	MIN <b>31.4</b>	MIN <b>27.1</b>
PPG <b>8.7</b>	PPG <b>14.5</b>	PPG <b>19.6</b>	PPG <b>11.2</b>	PPG <b>10.6</b>
FG% <b>48.2</b>	FG% <b>44.3</b>	FG% <b>41.7</b>	FG% <b>43.7</b>	FG% <b>62.8</b>
AST <b>6.2</b>	3FG% <b>40.6</b>	REB <b>8.3</b>	REB <b>7.3</b>	REB <b>4.5</b>
STL <b>2.0</b>	REB <b>5.0</b>	AST <b>2.5</b>	AST <b>2.4</b>	BLK <b>0.9</b>

NUMERICAL ROSTER

NO.	NAME	POS.	HT.	WT.	YR.	EXP.	HOMETOWN / HIGH SCHOOL / PREVIOUS SCHOOL	
0	Bobby Pettiford Jr.	6-1	190	G	So.	1L	Durham, N.C.	South Granville HS
1	Joseph Yesufu	6-0	180	G	Jr.	1L	Bolingbrook, Ill.	Bilingbrook HS / Drake
3	Dajuan Harris Jr.	6-1	175	G	RS-Jr.	2L	Columbia, Mo.	Rock Bridge HS
4	Gradey Dick	6-8	205	G	Fr.	HS	Wichita, Kan.	Sunrise Academy
5	Kyle Cuffe Jr.	6-2	185	G	RS-Fr.	HS	Harlem, N.Y.	Blair Academy
10	Jalen Wilson	6-8	225	F	RS-Jr.	2L	Denton, Texas	John H. Guyer HS
11	MJ Rice	6-5	215	G	Fr.	HS	Henderson, N.C.	Prolific Prep [Calif.]
12	Wilder Evers	6-3	190	G	Fr.	HS	Birmingham, Ala.	Oak Mountain HS
13	Charlie McCarthy	6-2	195	G	So.	HS	Rancho Mirage, Calif.	Shadow Hills HS
15	Kevin McCullar Jr.	6-6	210	G	RS-Sr.	TR	San Antonio, Texas	Wagner HS / Texas Tech
20	Michael Jankovich	6-5	190	G	Sr.	3L	Dallas, Texas	Northfield Mount Hermon [Mass.]
21	Zach Clemence	6-10	230	F	So.	1L	San Antonio, Texas	Sunrise Christian Academy [Kan.]
22	Dillon Wilhite	6-9	240	F	RS-Fr.	HS	San Diego, Calif.	Cathedral Catholic HS
23	Ernest Udeh Jr.	6-11	250	C	Fr.	HS	Orlando, Fla.	Dr. Phillips HS
24	KJ Adams Jr.	6-7	225	F	So.	1L	Austin, Texas	Westlake HS
31	Cam Martin	6-9	230	F	RS-Sr.	TR	Yukon, Okla.	Yukon HS / Missouri Southern State
35	Zuby Ejiofor	6-9	240	F	Fr.	HS	Garland, Texas	Garland HS

ALPHABETICAL ROSTER

NO.	NAME	POS.	HT.	WT.	YR.	EXP.	HOMETOWN / HIGH SCHOOL / PREVIOUS SCHOOL	
24	KJ Adams Jr.	6-7	225	F	So.	1L	Austin, Texas	Westlake HS
21	Zach Clemence	6-10	230	F	So.	1L	San Antonio, Texas	Sunrise Christian Academy [Kan.]
5	Kyle Cuffe Jr.	6-2	185	G	RS-Fr.	HS	Harlem, N.Y.	Blair Academy
4	Gradey Dick	6-8	205	G	Fr.	HS	Wichita, Kan.	Sunrise Academy
35	Zuby Ejiofor	6-9	240	F	Fr.	HS	Garland, Texas	Garland HS
12	Wilder Evers	6-3	190	G	Fr.	HS	Birmingham, Ala.	Oak Mountain HS
3	Dajuan Harris Jr.	6-1	175	G	RS-Jr.	2L	Columbia, Mo.	Rock Bridge HS
20	Michael Jankovich	6-5	190	G	Sr.	3L	Dallas, Texas	Northfield Mount Hermon [Mass.]
31	Cam Martin	6-9	230	F	S-Sr.	TR	Yukon, Okla.	Yukon HS / Missouri Southern State
13	Charlie McCarthy	6-2	195	G	So.	HS	Rancho Mirage, Calif.	Shadow Hills HS
15	Kevin McCullar Jr.	6-6	210	G	RS-Sr.	TR	San Antonio, Texas	Wagner HS / Texas Tech
0	Bobby Pettiford Jr.	6-1	190	G	So.	1L	Durham, N.C.	South Granville HS
11	MJ Rice	6-5	215	G	Fr.	HS	Henderson, N.C.	Prolific Prep [Calif.]
23	Ernest Udeh Jr.	6-11	250	C	Fr.	HS	Orlando, Fla.	Dr. Phillips HS
22	Dillon Wilhite	6-9	240	F	RS-Fr.	HS	San Diego, Calif.	Cathedral Catholic HS
10	Jalen Wilson	6-8	220	F	RS-Jr.	2L	Denton, Texas	John H. Guyer HS
1	Joseph Yesufu	6-0	180	G	Jr.	1L	Bolingbrook, Ill.	Bilingbrook HS / Drake

SOCIAL ROSTER

NO.	NAME	TWITTER	INSTAGRAM
0	Bobby Pettiford	@Bobbypettiford	@bobbypettiford
1	Joseph Yesufu	@_iljoel	@joe.yesufu1
3	Dajuan Harris Jr.	@DajuanH10	@dajuanharris
4	Gradey Dick	@gradey_dick	@gr3dey
5	Kyle Cuffe Jr.	@kylecuffejr	@kylecuffejr5
10	Jalen Wilson	@Thejalenwilson	@Thejalenwilson
11	MJ Rice	@MJrice_1	@mjrice2
12	Wilder Evers	@EversWilder	@wilderevers
13	Charlie McCarthy		@chmac.32
15	Kevin McCullar Jr.	@Kevin_McCullar	@kevinmccullarjr
20	Michael Jankovich	@michael_jank	@mjankovich
21	Zach Clemence	@BIGZTEXAS	@zachary_clemence
22	Dillon Wilhite	@dillonwilhite	@dillon.wilhite
23	Ernest Udeh Jr.	@ernestudehjr	@ernestudehjr
24	KJ Adams Jr.	@kj_axt	@kjadams
31	Cam Martin	@cam_martin31	@cam-martin31
35	Zuby Ejiofor	@Zubyejiofor	@zubyejiofor

COACHING STAFF

NAME	POSITION // YEAR AT KU	ALMA MATER // YEAR
Bill Self	Head Coach // 20th	Oklahoma State // 1985
Kurtis Townsend	Assistant Coach // 19th	Western Kentucky // 1982
Norm Roberts	Assistant Coach // 12th	Queens College // 1987
Jeremy Case	Assistant Coach // 8th	Kansas // 2007
Fred Quartlebaum	Dir. of Basketball Operations // 10th	Fordham // 1989
Brennan Bechard	Dir. of Scouting // 12th	Kansas // 2009
Joe Dooley	Dir. of S-A Development // 11th	George Washington //1988
Dr. Ramsey Nijem	Dr. of Sport Performance// 4th	UC Santa Barbara // 2012
Brady Morningstar	Video Coordinator // 2nd	Kansas // 2011

PRONUNCIATIONS

ZUBY EJIOFOR	.....ZOO-be EDGE-eh-for
Wilder EVERS	.....EE-vers
Michael JANKOVICH	.....JANK-oh-vitch
Ernest UDEH	.....OO-deh
Dillon WILHITE	.....WILL Height
Joseph YESUFU	.....Yes-a-foo

## ABOUT KANSAS

No. 3 Kansas (25-5, 13-4 Big 12) has outright won its 21st Big 12 and its NCAA-leading 64th all-time conference regular-season title heading into its final season contest at No. 9 Texas. Kansas averages 76.1 points per game with a plus-8.1 scoring margin and pulls down a Big 12-best 36.4 rebounds per contest with a plus-1.5 rebounding margin. KU also leads the Big 12 in assists per game at 17.1, which is ninth nationally, and assist-to-turnover ratio at 1.40, which is 23rd nationally. Kansas is second in the Big 12 in field goal percentage (46.7%), field goal percentage defense (41.1%), steals per game (8.8) and third in scoring margin (+8.1) and blocked shots per game (4.0).

Redshirt-junior forward Jalen Wilson leads the Big 12 in scoring at 19.6 points per game, which is 29th nationally, rebounds per game (8.3) and double-doubles with nine, which includes 21 points on his Senior Night against Texas Tech (2/28). A national player-of-the-year candidate, Wilson is second on the team with 58 three-pointers made. Freshman guard Gradey Dick leads KU with 71 threes made and has a 40.6 three-point shooting percentage. A three-time Big 12 Newcomer of the Week, Dick had a career-high 26 points against Oklahoma State (2/14) and is averaging 14.5 points and 5.0 rebounds per game. Recently named a Naismith Defensive Player of the Year semifinalist, redshirt-senior guard Kevin McCullar Jr. is averaging 11.2 ppg and his 7.3 rebounds rank third in the Big 12. McCullar is second in the conference and 27th nationally with 2.1 steals per game, and his seven double-doubles are second in the league behind Wilson's nine. One of the most improved players in college basketball, sophomore KJ Adams Jr. is shooting 62.8 percent from the field and averages 10.6 points and 4.5 rebounds per game. An Academic All-America candidate, redshirt-junior Dajuan Harris Jr. has 37 assists and four turnovers in his last five games. He is averaging 8.5 points, 6.3 assists and 2.0 steals overall. Harris leads the Big 12 in assist-to-turnover ratio at 3.28 which is sixth nationally and his 6.2 assists per game are sixth in NCAA Division I.

Other KU regulars include junior guard Joseph Yesufu (3.7 ppg, 18 3FGs), sophomore guard Bobby Pettiford Jr. (2.6 ppg, 42 assists), freshman forward Ernest Udeh Jr. (2.6 ppg, 14 blocks), freshman guard MJ Rice (2.4 ppg), freshman forward Zubey Ejiofor (1.3 ppg) and sophomore forward Zach Clemence (1.4 ppg).

## ABOUT TEXAS

Located in Austin, Texas, with an enrollment of 52,273, No. 9 Texas (22-8, 11-6) is tied with Baylor and Kansas State for second in the Big 12 heading into the final game of the 2022-23 regular season. UT is looking to end a two-game losing streak falling at No. 22 TCU, 75-73, on March 1. Rodney Terry is Texas' interim head coach and has guided the Longhorns to a 22-8 record. Terry is 193-165 in his 11th season overall.

Texas leads the Big 12 with 79.0 points per game and a plus-11.0 scoring margin. The Longhorns also lead the league in field goal percentage (47.2%), bench points per game at 28.9 and turnover margin (4.4). UT averages 16.5 assists, 3.8 blocked shots and 8.0 steals per game.

Graduate guard Marcus Carr leads UT in scoring at 16.6 points per game. He also leads the team with 70 three-pointers made, 123 assists and 49 steals. Graduate guard Sir'jabari Rice is next in scoring at 12.2 ppg. He has made 48 threes and pulls down 3.3 rebounds per game. Senior forward Timmy Allen is averaging 10.7 ppg and he is second on the team with 106 assists. Allen has 27 steals. Sophomore guard Tyrese Hunter (10.2 ppg) is third on the team with 43 threes made. Senior forward Dylan Disu (7.6 ppg, 3.7 rpg, team-high 42 blocks) and freshman forward Dillon Mitchell (5.0 ppg, 4.3 rpg) join Carr, Allen and Hunter in the starting lineup. Senior forward Christian Bishop (6.2 ppg, 3.4 rpg) joins Rice as a top reserve. Other UT key contributors include freshman guard Arterio Morris (4.9 ppg, 23 3FGs) and graduate forward Brock Cunningham (5.0 ppg, 3.3 rpg, 23 3FGs).

## THE KANSAS-TEXAS SERIES

In a series that dates back to 1938, Kansas leads Texas 37-12, including an 11-9 record in Austin with this being the first meeting at Moody Center. Texas has won three of the last five meetings but KU won 13 of the previous 14 dating back to Feb. 22, 2014.

Since the inception of the Big 12, Kansas holds a 33-11 record against Texas, with a 28-10 mark in regular-season play and 5-1 record in the Big 12 Championship. Kansas head coach Bill Self is 27-12 all-time against Texas, including 27-10 while at KU. Texas interim head coach Rodney Terry is 0-2 versus Kansas with a 67-62 loss on March 4, 2021, in Allen Fieldhouse while he was coach at UTEP and an 88-80 loss to KU on Feb. 6, 2023 while at UT.

Earlier this season, No. 9 Kansas defeated No. 5 Texas, 88-80, on Feb. 6 in Allen Fieldhouse. KU freshman Grady Dick led the Jayhawks with 21 points that included 7-for-11 field goals, 2-for-3 from three-point range. Redshirt-junior Dajuan Harris Jr. added 17 points, while redshirt-senior Kevin McCullar Jr. scored 16 points. KU had five players score in double figures with junior Joseph Yesufu adding 14 points and sophomore KJ Adams Jr. 10 to go along with eight rebounds. KU led 42-35 at halftime and held the lead for 38:09.

## A KANSAS WIN WOULD...

Make Kansas 26-5 overall and 14-4 in Big 12 play ... Give Kansas 14 conference wins for the 12th time in Bill Self's 20 seasons at Kansas ... Make the Kansas-Texas series 38-12 in favor of Kansas, including 12-9 in Austin match ups, 1-0 in Moody Coliseum ... Make Kansas 8-3 in true road games this season, 11-4 in games not played in Allen Fieldhouse ... Give Bill Self 26 wins for the 15th time in 20 seasons at Kansas, and the 18th time in 30 years as a head coach ... Make Self 582-129 while at KU, 789-234 overall and 28-12 versus Texas, 28-10 while at Kansas ... Make Kansas 2,383-882 all-time.

## A KANSAS LOSS WOULD...

Make Kansas 25-6 overall and 13-5 in Big 12 play ... End a Kansas seven-game winning streak ... Make the Kansas-Texas series 37-13 in favor of KU, including an 11-10 record in Austin, 0-1 in Moody Center ... End a Kansas three-game road winning streak and make KU 7-4 in true road games this season, 10-5 in games not played in Allen Fieldhouse ... Make Bill Self 581-130 while at Kansas, 788-235 all-time and 27-13 against Texas, 27-11 while at Kansas ... Make Kansas 2,382-883 all-time.

## TEXAS TECH LEFTOVERS

- The win gave Kansas at least a share of its 21st Big 12 and NCAA-leading 64th all-time conference regular-season title.
- Kansas has won its last 40 straight home finales, streak that started in 1983-84.
- Kansas has 13 conference wins for the 16th time in Bill Self's 20 seasons at Kansas.
- Kansas went 15-1 this season inside Allen Fieldhouse, 845-117 all-time in the venue, including 307-17 under Bill Self.
- Bill Self now has 25 wins for the 17th time in 20 seasons at Kansas, and the 21st time in 30 years as a head coach.
- The starting five of Dajuan Harris Jr., Grady Dick, Jalen Wilson, Kevin McCullar Jr., and KJ Adams Jr., have started 22 straight games for the Jayhawks and have started all but one game for Kansas this season. The five have combined for 289 career starts.
- The home finale marked the 352nd consecutive sellout at Allen Fieldhouse, a streak that started in the second game of the 2001-02 season.
- Kansas led 30-21 at halftime and improved to 23-0 on the year when leading at halftime.
- Redshirt-junior Jalen Wilson and redshirt-senior Kevin McCullar Jr. were honored tonight for senior night, playing in their last game in Allen Fieldhouse.
- Wilson scored 21 points marking the 16th time this season he has scored at least 20 points. Wilson also shot 90 percent from the free throw line (9-of-10). Wilson ties Mario Chalmers (1,320) for 31st on the Kansas all-time scoring record list.

# QUICK FACTS

## GENERAL INFORMATION

Location . . . . .	Lawrence, Kan.
Enrollment . . . . .	27,685
Founded . . . . .	1866
Nickname . . . . .	Jayhawks
School Colors . . . . .	Crimson (Pantone 186) and Blue (Pantone 293)
Conference . . . . .	Big 12
Chancellor . . . . .	Douglas A. Giron
Athletics Director . . . . .	Travis Goff
Deputy Athletics Director (MBB) . . . . .	Sean Lester
Athletics Website . . . . .	www.KUAthletics.com
Ticket Office Phone . . . . .	1.800.34.HAWKS (42957)

## HISTORY

Seasons of Basketball . . . . .	125th
First Season . . . . .	1888-89
All-Time Record (Win %) . . . . .	2,382-882 (73.0%)
Conference Regular-Season Titles (last) . . . . .	63 (2022)
Conference Postseason Tourn. Titles (last) . . . . .	16 (2022)
NCAA Tournament Appearances (last) . . . . .	50 (2022)
NCAA Tournament Record . . . . .	115-48
Consecutive NCAA Appearances . . . . .	32 (1990-pres.)
NCAA Final Four Appearances (last) . . . . .	16 (2022)
NIT Appearances (last) . . . . .	2 (1969)

## ALLEN FIELDHOUSE

Year Opened (Seasons) . . . . .	1955 (65th season)
Capacity . . . . .	16,300
Consecutive Sellouts . . . . .	352 games (Since 2001-02)
All-Time Record (Win %) . . . . .	845-117 (87.8%)
Record under Bill Self (Win %) . . . . .	307-17 (94.8%)

## COACHING STAFF

Head Coach . . . . .	Bill Self (Oklahoma State, '85)
Record at KU . . . . .	581-129 (20th season)
Overall Record . . . . .	788-234 (30th season)
Assistant Coach . . . . .	Kurtis Townsend (W. Kentucky, '82)
19th season	
Assistant Coach . . . . .	Norm Roberts (Queens College, '87)
12th season	
Assistant Coach . . . . .	Jeremy Case (Kansas, '07)
Ninth season	

## 2021-22 REVIEW

Overall Record . . . . .	34-6
Big 12 Record (Finish) . . . . .	14-4 (1st)
Home Record . . . . .	16-1
Road Record . . . . .	6-4
Neutral Record . . . . .	12-1
Big 12 Championship . . . . .	3-0
NCAA Tournament . . . . .	6-0
Associated Press Poll Ranking (final) . . . . .	3
USA TODAY Coaches' Poll Ranking (final) . . . . .	1

## 2022-23 TEAM INFORMATION

Letterwinners Returning / Lost . . . . .	7 / 7
Starters Returning / Lost . . . . .	2 / 3
Newcomers . . . . .	6
Fr / So / Jr / Sr . . . . .	8 / 4 / 3 / 3

## COMMUNICATIONS

Daniel Berk . . . . .	Associate Athletics Director PR & Communications
Phone . . . . .	785.312.2159
Email . . . . .	dberk@ku.edu
Chris Theisen . . . . .	Assistant AD Communications (MBB)
Phone . . . . .	785.331.9356
Email . . . . .	theisen@ku.edu
Hope Brown . . . . .	Social Media Manager (MBB)
Phone . . . . .	785.393.9526
Email . . . . .	hopebrown@ku.edu

Mailing Address . . . . .	Kansas Athletics Communications 1651 Naismith Drive, Parrott 1400 Lawrence, KS 66045-4069
Main Office Phone . . . . .	785.864.3417
Twitter/Instagram . . . . .	@KUHoops
Facebook . . . . .	/KansasBasketball
Hashtags . . . . .	#KUBall #RockChalk #PayHeed

2022-23 ACCOLADES

TEAM

Preseason No. 5 in USA TODAY Coaches Poll  
Preseason No. T-5 in Associated Press Poll  
Preseason No. 2 in Big 12 Conference Coaches' Poll

KJ ADAMS JR.

Big 12 Player of the Week (1.16.23)

ZACH CLEMENCE

CSC Academic All-District

GRADEY DICK

CBS/USBWA Freshman of the Week (2.21.23)  
Dick Vitale Diaper Dandy of the Week (2.21.23)  
Big 12 Newcomer of the Week (2.20.23)  
Jerry West Shooting Guard of the Year Top 10  
Oscar Robertson Trophy Midseason Watch List (1 of 50)  
Wooden Award Midseason Top 25 Watch List  
co-Big 12 Newcomer of the Week (12.5.22)  
Big 12 Newcomer of the Week (11.21.22)

DAJUAN HARRIS JR.

CSC Academic All-District

KEVIN MCCULLAR JR.

Naismith Defensive Player of the Year Semifinalist (1 of 10)  
Naismith Defensive Player of the Year Watch List (1 of 15)  
Wooden Award Preseason Top 50 Watch List  
Naismith Trophy Preseason Watch List (1 of 50)  
Preseason All-Big 12 Team HR  
Jerry West Shooting Guard of the Year Watch List

JALEN WILSON

Oscar Robertson Trophy Late Season Watch List (1 of 15)  
Naismith Trophy Midseason Team (1 of 30)  
Julius Erving Small Forward of the Year Top 10  
Wooden Award Late Season Top 20 Watch List  
The Sporting News Midseason All-America First Team  
Oscar Robertson Trophy Midseason Watch List (1 of 50)  
Wooden Award Midseason Top 25 Watch List  
Big 12 Player of the Week (12.5.22)  
Battle 4 Atlantis All-Tournament Team  
Wooden Award Preseason Top 50 Watch List  
Naismith Trophy Preseason Watch List (1 of 50)  
Sporting News Preseason All-America Second Team  
Preseason All-Big 12 Team  
Julius Erving Small Forward of the Year Watch List  
NABC Division I Player of the Year Watch List (1 of 20)

ASSOCIATED PRESS (AP)

FEB. 27, 2022

RANK	SCHOOL (FIRST PLACE VOTES)	RECORD	POINTS
1	Houston (49)	27-2	1,531
2	Alabama (5)	25-4	1,456
3	KANSAS (8)	24-5	1,445
4	UCLA	25-4	1,391
5	Purdue	24-5	1,200
6	Marquette	23-6	1,173
7	Baylor	21-8	1,099
8	Arizona	24-5	1,091
9	Texas	22-7	1,077
10	Gonzaga	25-5	1,026
11	Kansas State	22-7	1,002
12	Tennessee	21-8	736
13	Virginia	21-6	718
14	UConn	22-7	714
15	Indiana	20-9	697
16	Miami (FL)	23-6	668
17	Saint Mary's	25-6	592
18	San Diego State	23-5	552
19	Xavier	21-8	505
20	Providence	21-8	299
21	Maryland	20-9	184
22	TCU	19-10	173
23	Kentucky	20-9	162
24	Texas A&M	21-8	161
25	Pittsburgh	21-8	140

OTHERS RECEIVING VOTES: Creighton 87, Duke 78, Oral Roberts 40, Northwestern 39, Florida Atlantic 25, Iowa State 20, Nevada 17, Missouri 16, Arkansas 7, North Carolina State 6, Charleston 6, Clemson 5, Memphis 4, Boise State 3, VCU 1, West Virginia 1

USA TODAY (COACHES)

FEB. 27, 2022

RANK	SCHOOL (FIRST PLACE VOTES)	RECORD	POINTS
1	Houston (27)	27-2	794
2	Alabama (2)	25-4	752
3	KANSAS (3)	24-5	729
4	UCLA	25-4	728
5	Purdue	24-5	630
6	Marquette	23-6	626
7	Texas	22-7	558
8	Baylor	21-8	527
9	Arizona	24-5	518
10	Gonzaga	25-5	515
11	Kansas State	22-7	469
12	Virginia	21-6	389
13	Indiana	20-9	362
14	Tennessee	21-8	353
15	Miami-Florida	23-6	349
16	Saint Mary's	25-6	339
17	Xavier	21-8	274
18	Connecticut	22-7	254
19	San Diego St.	23-5	251
20	Providence	21-8	239
21	Texas A&M	21-8	113
22	Texas Christian	19-10	109
23	Creighton	18-11	95
24	Maryland	20-9	82
25	Pittsburgh	21-8	64

OTHERS RECEIVING VOTES: Northwestern 52; Kentucky 49; NC State 48; Iowa State 42; Duke 29; Florida Atlantic 26; Oral Roberts 11; Southern California 9; Nevada 5; Toledo 3; Clemson 3; Kent St. 2; Boise St. 2.

WEEK-BY-WEEK RANKINGS

WEEK	AP	COACHES	NCAA NET
Preseason	T-5	5	N/A
Nov. 14	6	5	N/A
Nov. 21	3	3	N/A
Nov. 28	9	9	N/A
Dec. 5	6	6	12
Dec. 12	8	6	7
Dec. 19	4	4 (1)	6
Dec. 26	4	4	5
Jan. 2	3	3	
Jan. 9	2 (22)	2 (12)	4
Jan. 16	2 (23)	2 (9)	5
Jan. 23	9	9	8
Jan. 30	8	8	8
Feb. 6	9	8	10
Feb. 13	5	7	8
Feb. 20	3 (7)	4 (1)	6
Feb. 27	3 (8)	3 (3)	6

( ) - First place votes in parenthesis

RANKINGS BREAKDOWN

	AP	COACHES
Weeks in Top 25	836 (351)	610 (366)
Weeks in Top 10	616 (274)	487 (284)
Weeks in Top 5	374 (169)	325 (179)
Weeks at No. 1	74 (34)	66 (35)
Current Consecutive Weeks in Top 25	38 (38)	36 (36)
Most Consecutive Weeks in Top 25	231* (231*)	238* (238*)
Most Consecutive Weeks at No. 1	15 (9)	15 (9)
W-L vs Top 25	252-207 (121-63)	-
Home vs Top 25	104-51 (58-10)	-
Away vs Top 25	56-83 (27-28)	-
Neutral vs Top 25	91-73 (35-25)	-
W-L vs Top 10	108-113 (48-26)	-
Home vs Top 10	40-33 (20-4)	-
Away vs Top 10	22-38 (11-9)	-
Neutral vs Top 10	46-42 (17-13)	-

( ) - Bill Self era in parenthesis

\* Longest in the NCAA DI history



## 2022-23 BIG 12 STANDINGS (3.1.23)

Team	BIG 12					OVERALL					
	Record	Pct	Home	Away	Streak	Record	Pct	Home	Away	Neutral	Streak
<b>KANSAS</b>	<b>13-4</b>	<b>.765</b>	<b>8-1</b>	<b>5-3</b>	<b>W7</b>	<b>25-5</b>	<b>.833</b>	<b>15-1</b>	<b>7-3</b>	<b>3-1</b>	<b>W7</b>
Kansas State	11-6	.647	8-1	3-5	W4	23-7	.767	15-1	4-6	4-0	W4
Baylor	11-6	.647	6-2	5-4	W2	22-8	.733	14-2	5-5	3-1	W2
Texas	11-6	.647	7-1	4-5	L2	22-8	.733	16-1	4-6	2-1	L2
TCU	9-8	.529	6-3	3-5	W2	20-10	.667	13-4	3-6	4-0	W2
Iowa State	8-9	.471	6-3	2-6	L4	17-12	.586	13-3	2-8	2-1	L4
Oklahoma State	7-10	.412	5-4	2-6	L5	16-14	.533	11-5	4-7	1-2	L5
West Virginia	6-11	.353	4-4	2-7	W1	17-13	.567	12-4	3-8	2-1	W1
Texas Tech	5-12	.294	3-5	2-7	L2	16-14	.533	11-5	3-7	2-2	L2
Oklahoma	4-13	.235	2-6	2-7	L1	14-16	.467	8-7	2-8	4-1	L1

- Redshirt-junior Dajuan Harris Jr. dished out five assists and finished with 16 points (7-of-12). Kansas is 13-0 this season when Harris has made a three-pointer. He made two against Texas Tech. Harris' five assists led the Jayhawks, and Harris has led the team in assists 24 times this season. Harris now has 147 steals in his career, tying Paul Pierce (1996-98) for 22nd on the Kansas all-time career steals list.
- McCullar finished with 14 points and scored his 1,000th career point. McCullar has scored in double-figures in 19 games this season, including his last three contests. McCullar was one rebound shy of a double-double, corralling nine rebounds in the contest.

## WHAT'S TRENDING, NOW

- Kansas' seven-game winning streak leads the Big 12 and ranks tied for 11th nationally.
- No. 9 Texas will be the 13th ranked opponent Kansas played in 2022-23. KU is 7-5 against ranked teams in 2022-23, including 4-0 versus top 10 foes (Duke, Kansas State, Texas and Baylor). Under Bill Self, KU has won seven or more games against ranked foes each of the last three, five of the last six and 10 total seasons.
- With Texas, Kansas will have played 10 ranked opponents in 13 games (since Jan. 14). The non-ranked foes were at Kentucky, at Oklahoma, at Oklahoma State, West Virginia and Texas Tech, all KU wins.
- Kansas has appeared in the Associated Press top 10 in each of the last 36 polls dating back to the 2021-22 preseason poll. The 36 consecutive is the longest active streak in men's college basketball.
- Kansas ranks in the top three in eight Big 12 statistical categories, including first in rebounds per game (36.4), assists per game (17.1, ninth nationally) and assist-to-turnover ratio (1.40, 23rd nationally).
- Dating back to Feb. 8, 2021, Kansas is 49-0 when outrebounding its opponent, including 17-0 in 2022-23.
- Kansas is averaging 7.1 three point field goals made per game. The 7.1 ranks fourth most in the Bill Self era (last 20 years) - 10.0 (2017-18), 8.8 (2016-17), 8.0 (2015-16).
- KU is averaging 17.1 assists per game, which is ninth nationally. The 17.1 ranks tied for fourth most in the Bill Self era (last 20 years) - 18.0 (2007-08), 17.8 (2005-06), 17.7 (2010-11), 17.1 (2022-23), 17.1 (2005-06).
- Redshirt-junior Jalen Wilson is the 66th player in Kansas history to reach the 1,000-point scoring mark for his career and the 21st in the Bill Self era. His 1,341 points are tied for 31st on the KU list with Mario Chalmers (2006-08).
- Wilson scored in double figures in 25 straight games from the final two games of the 2021-22 season until Feb. 4, 2023. It was the most for a Jayhawk since KU All-American Ochai Agbaji scored 10+ in 29 straight games ending last season.
- Dajuan Harris Jr. leads the Big 12 assist-to-turnover ratio at 3.28, which is sixth nationally. He is second in the league and sixth nationally in assists per game at 6.2. He has 37 assists and four turnovers in his last five outings.
- Kansas is 22-0 when Harris scores in double figures, including 14-0 this season.
- Kevin McCullar Jr. is second in the Big 12 and is 27th nationally with 2.1 steals per game. McCullar is third in the league in rebounds per game at 7.3 and is the only player in the conference to rank in the top five in steals and rebounds.

- McCullar's seven double-doubles this season are second in the Big 12 behind Jalen Wilson's nine.
- Gradey Dick's 71 threes are the third most made in the Big 12 and rank fourth on the KU freshmen all-time list. The KU freshman record is 79 by Jeff Boschee set in 1998-99).
- A three-time Big 12 Newcomer of the Week, Dick's 14.5 scoring average currently ranks fifth on the KU freshmen list.

## Scoring Average by a Kansas Freshman

Player (Season)	Scoring Average
Andrew Wiggins (2013-14)	17.1
Josh Jackson (2016-17)	16.3
Ben McLemore (2012-13)	15.9
Danny Manning (1984-85)	14.6
<b>Gradey Dick (2022-23)</b>	<b>14.5</b>
Kerry Boagni (1983)	14.1

- Dating back to the Dec. 1 game versus Seton Hall, freshman Ernest Udeh Jr. has made his last 21 field goals. The 21 consecutive shots made is a Kansas record surpassing the 16 by Greg Dreiling during the 1985-86 season. A starter on Kansas' 1985-86 Final Four team, Dreiling set the mark in four games.

## MILESTONES BEING APPROACHED

- Jalen Wilson has 1,341 career points (59 from becoming the 28th KU player to score 1,400 points) and 754 career rebounds (46 from 800). Should he hit both milestones, Wilson would be just the 10th Jayhawk to amass 1,400 points and 800 rebounds for their career.
- Dajuan Harris Jr. has 418 career assists (seven from the Kansas top 15 and all-time).
- Cam Martin has 2,162 career points (38 from 2,200).

## KANSAS LEAGUE TITLES, 64

With its 2022-23 championship, Kansas claimed its 21st Big 12 regular-season title, including the 17th in the last 19 seasons. KU's 64 all-time conference titles are the most in NCAA Division I history. Kentucky is second with 55 and Penn third at 38. With one game remaining, the Jayhawks have claimed 16 outright or shared league titles since 2003-04 (i.e. the Bill Self era), the next best team in a major conference is Villanova, Kentucky and North Carolina at seven each over that span.

## KANSAS CONFERENCE REGULAR-SEASON TITLES

64 (\*Tied for the championship)  
**Missouri Valley Intercollegiate Athletic Association (13)** - 1908-09-10-11-12\*-14\*-15-22\*-23-24-25-26-27  
**Big Six (12)** - 1931-32-33-34-36-37\*-38-40\*-41\*-42\*-43-46  
**Big Seven (5)** - 1950\*-52-53-54\*-57  
**Big Eight (13)** - 1960\*-66-67-71-74-75-78-86-91\*-92-93-95-96  
**Big 12 (21)** - 1997-98-2002-03-05\*-06\*-07-08\*-09-10-11-12-13\*-14-15-16-17-18-20-22\*-23



NCAA TOP-150



BIG 12

## 2022-23 STATISTICS (3.1.23)

	STAT	NCAA	BIG 12
W-L%	83.3	8	1
SCORING	76.1	72	4
SCORING DEFENSE	68.0	118	4
SCORING MARGIN	+8.1	48	3
REBOUNDING	36.4	90	1
REBOUNDING MARGIN	+1.5	161	6
ASSISTS	17.1	9	1
ASSIST-TO RATIO	1.4	23	1
TURNOVER MARGIN	+2.3	51	4
STEALS	8.8	24	2
BLOCKED SHOTS	4.0	64	3
FG%	46.7	59	2
FG% DEFENSE	41.1	45	2
3FG MADE	7.1	--	4
3FG%	34.9	148	4
3FG% DEFENSE	31.6	61	5
FT%	72.5	141	6

## INDIVIDUAL (ALL GAMES)

<b>SCORING</b>			
Jalen Wilson	19.6	29	1
Gradey Dick	14.5	--	11

## REBOUNDING

Jalen Wilson	8.3	67	1
Kevin McCullar Jr.	7.3	124	3
Gradey Dick	5.0	--	18

## FIELD GOAL PERCENTAGE (MIN. 5.0 FGM/G)

Jalen Wilson	41.7	--	7
--------------	------	----	---

## 3-POINT FG PERCENTAGE (MIN. 2.5 FGM/G)

--			
----	--	--	--

## 3-POINT FIELD GOALS MADE

Gradey Dick	2.4	140	6
Jalen Wilson	1.9	--	13

## FREE THROW PERCENTAGE (MIN. 2.5 FTM/G)

Kevin McCullar	78.1	--	11
Jalen Wilson	77.2	--	12

## ASSISTS

Dajuan Harris Jr.	6.2	6	2
-------------------	-----	---	---

## STEALS

Kevin McCullar Jr.	2.1	27	2
Dajuan Harris Jr.	2.0	38	4
Gradey Dick	1.5	--	9

## BLOCKED SHOTS

KJ Adams Jr.	0.9	--	10
--------------	-----	----	----

## ASSIST-TO-TURNOVER RATIO (MIN. 3 AST/G AVG)

Dajuan Harris Jr.	3.3	6	1
-------------------	-----	---	---

## DOUBLE-DOUBLES

Jalen Wilson	9	56	1
Kevin McCullar Jr.	7	94	2
Dajuan Harris Jr.	1	--	16

# KU BY THE NUMBERS

14	Consecutive conference regular-season titles - 2005-06-07-08-09-10-11-12-13-14-15-16-17-18, a KU record and the longest in NCAA history.
16	30+ win seasons, which ties an NCAA record.
18	Streaks of 10 or more consecutive wins in the Bill Self era, including two in 2022-23. Eight of those have been 15+ win streaks.
21	Big 12 Conference regular-season championships for KU in the league's 27-year existence. Includes 2022-23
20	Undefeated home seasons at Allen Fieldhouse, including 2007-08, 2008-09, 2009-10, 2011-12, 2014-15, 2015-16 and 2018-19 under Bill Self.
21	Times a KU player or coach has been inducted into the Naismith Basketball Hall of Fame, which includes current head coach Bill Self in 2017.
23	Or more victories for Kansas in 31 of the last 32 seasons beginning in 1989-90, including 2022-23.
28	Championships for Kansas in the Bill Self era - 17 Big 12 regular-season titles, nine Big 12 postseason championships and two NCAA.
29	Consecutive seasons KU has won 10 or more league games, starting in 1995 (60 times overall), which is the longest streak in the nation and includes 2022-23.
31	Consensus All-America First Team selections, the most of any NCAA Division I school, including Ochai Agbaji in 2021-22.
31	Consecutive seasons KU has made the NCAA Tournament, the longest active streak in the nation and best all-time.
34	Consecutive seasons Kansas has won 20 or more games, the longest active streak in the NCAA, which began in 1989-90. This includes 2022-23.
34	Consecutive seasons Kansas has led its conference in home attendance, beginning in 1986-87, excluding 2020-21 due to COVID.
64	Conference regular-season championships, most in NCAA Division I, including 2022-23.
130.4	Decibels reached inside of Allen Fieldhouse on Feb. 13, 2017, when the arena broke the Guinness Book of World Records mark for loudest crowd roar at an indoor sports event.
231	An NCAA record for consecutive weeks Kansas was ranked in the AP top 25. The streak began 2.2.2009, and spanned 433 games, and ended 2.1.2020.
352	Consecutive sellouts in Allen Fieldhouse, dating back to 2001-02. This includes the 2,500 capacity for 2020-21.
581	Wins for Bill Self in his 20th season at Kansas. He is the second-winningest coach in KU history (Phog Allen, 590-219, 1907-09; 1919-56)
844	All-time Kansas victories inside Allen Fieldhouse. The historic building opened in 1955 and KU holds a 843-117 record in its home venue.
2,382	All-Time victories, the most in NCAA Division I Men's Basketball.

## WILSON NAMED TO OSCAR ROBERTSON TROPHY LATE SEASON WATCH LIST

On March 2, redshirt-junior Jalen Wilson was named to the Oscar Robertson Trophy Late Season Watch List, the United States Basketball Writers of America (USBWA). Wilson is one of 15 student-athletes named to the late season watch list.

Chosen by the USBWA membership based on performances during the 2022-23 season, Wilson is aiming to become the second Jayhawk to win the Oscar Robertson Trophy, joining 2017 recipient Frank Mason III.

## HARRIS AND CLEMENCE NAMED ACADEMIC ALL-DISTRICT

The Kansas men's basketball duo of Dajuan Harris Jr. and Zach Clemence were named Academic All-District by the College Sports Communicators (CSC) the organization announced Feb. 21. Earning the accolade now makes Harris and Clemence eligible for CSC Academic All-America, which will be voted on by the CSC membership. To be nominated, a student-athlete must be a starter or important reserve with at least a 3.50 cumulative grade point average (on a 4.0 scale) at his current institution.

Kansas has had 15 Academic All-Americans dating back to Bud Stallworth in 1971 and its 15 are second most in NCAA Division I behind UCLA's 17. KU's most recent Academic All-American was Tyrel Reed in 2011.

## NCAA COMMITTEE TOP 16 RELEASED

On Feb. 18, the NCAA released its first top 16 bracket for the 2023 NCAA Tournament and Kansas was a No. 1 seed along with Alabama, Houston and Purdue.

Since seeding in the NCAA Tournament began in 1979, Kansas has been a No. 1 seed 15 times, including four times in the last seven tournaments. KU was also a No. 1 seed in 1986-92-95-97-98-2002-07-08-10-11-13-16-17-18-22 with the last nine under head coach Bill Self. Kansas is 45-13 all-time as a No. 1 seed with two NCAA Tournament titles in 2008 and 2022.

## KANSAS VS. TOP-25 TEAMS

No. 24 TCU (Feb. 20) was the 12th Associated Press top-25 ranked team Kansas played in 2022-23. KU is 7-5 against AP ranked foes this season, including 4-0 versus top 10 teams. KU played 12 Associated Press-ranked opponents during the 2021-22 season and went 8-4 versus those teams. Eleven of the last 12 and 18 of Kansas' last 20 losses have been to ranked foes. In 2019-20, KU went 4-3 against top-25 teams. In the Bill Self era, KU is 125-68 against AP-ranked opponents, including 50-26 versus Top-10 foes. In that span, Self's KU teams have collected seven or more wins against ranked foes in each of the last three and five of the last six seasons.

Kansas' record against top-10 ranked opponents is even more impressive. KU is 24-11 against foes ranked inside the top-10 of the AP poll since 2013-14. Since Bill Self's first season, 2003-04, the Jayhawks are 20-4 against AP top-10 teams inside Allen Fieldhouse, 9-1 versus top-five opponents.

SEASON	RECORD	VS. TOP-10
2022-23	7-5	4-0
2021-22	8-4	2-1
2020-21	8-7	3-3
2019-20	4-3	1-2
2018-19	8-4	2-1
2017-18	8-4	4-1
2016-17	6-3	5-1
2015-16	12-4	4-1
2014-15	10-6	0-1
2013-14	7-2	3-0
2012-13	5-2	2-1
2011-12	7-5	6-4
2010-11	5-1	1-1
2009-10	8-1	2-0
2008-09	3-3	1-2
2007-08	5-2	3-0
2006-07	5-2	2-2
2005-06	3-3	1-2
2004-05	4-2	3-1
2003-04	2-5	1-2
TOTAL	125-68	50-26

## Highest Win Pct vs. Top-10 at Home (Min 10 games; source: ESPN)

Coach	Pct. (W-L)
John Wooden	.880 (22-3)
BILL SELF	.852 (23-4)
Jerry Tarkanian	.846 (11-2)
Chuck Osborn	.833 (10-2)

## WILSON NAMED TO NAISMITH TROPHY MIDSEASON TEAM

Jalen Wilson was named to the 2023 Naismith Men's Player of the Year Midseason Team, the Atlanta Tipoff Club announced Feb. 9. There are 30 total student-athletes named to the midseason squad and Wilson is looking to become the third Jayhawk to win the Naismith Men's Player of the Year Trophy joining Danny Manning (1988) and Frank Mason III (2017).

## WILSON AND DICK ON NAISMITH STARTING FIVE TOP 10 LIST

Jalen Wilson was named a top 10 candidate for the 2023 Julius Erving Award, while Gradey Dick is a top 10 candidate for the 2023 Jerry West Award the Naismith Memorial Basketball Hall of Fame announced Feb. 7-8.

Named after Class of 1993 Hall of Famer Julius Erving, the annual honor is in its ninth year recognizing the top small forwards in Division I men's college basketball.

Joining Wilson on the 10-person Julius Erving Award list are Brandon Miller (Alabama), Baylor Scheierman (Creighton), Matthew Cleveland (Florida State), Julian Strawther (Gonzaga), Keyontae Johnson (Kansas State), Brice Sensabaugh (Ohio State), Kevin Obanor (Texas Tech), Jaime Jaquez Jr. (UCLA) and Colby Jones (Xavier).

Named after Class of 1980 Hall of Famer and 1959 NCAA Final Four Most Valuable Player Jerry West, the annual honor is in its ninth year recognizing the top shooting guards in Division I men's college basketball.

Joining Dick on the 10-person list are Adam Flagler (Baylor), Keyonte George (Baylor), Marcus Sasser (Houston), Terrence Shannon Jr. (Illinois), Taevion Kensey (Marshall), Isaiah Wond (Miami), Terquavion Smith (NC State), Santiago Vescovi (Tennessee) and Jordan Hawkins (UConn),

## THIS DAY IN KANSAS BASKETBALL HISTORY

MARCH

4

**March 4, 2001:** No. 10 Kansas wrapped up the 2000-01 regular season at home in Lawrence on Senior Day with a 75-59 victory over Border Showdown rival, Missouri. Kansas had five players score in double figures; sophomore forwards Drew Gooden and Nick Collison led the way with 19 and 13 points, respectively. Collison added 13 rebounds to notch his first double-double of the season. Seniors Kenny Gregory and Eric Chenoweth scored 16 and 11 points, respectively, in their last games in Allen Fieldhouse, while junior guard Jeff Boschee rounded out the double-digit scoring with 11 points. Kansas trailed at halftime by one point, 31-30, but held Missouri to 24 percent shooting in the second half and outscored the Tigers 45-28.

## WILSON NAMED TO WOODEN AWARD LATE SEASON TOP 20

Jalen Wilson was named to the John R. Wooden Award Late Season Top 20 Watch List, the Los Angeles Athletic Club announced Jan. 30 on ESPN2.

Chosen by a poll of national college basketball experts based on their performances during the 2022-23 season thus far, the list is comprised of 20 student-athletes who are front-runners for the John R. Wooden Award. Wilson is looking to become the third Jayhawk to win the Wooden Award, joining Danny Manning (1988) and Frank Mason III (2017).

Wilson and teammate Gradey Dick were named to the Wooden Award Midseason Top 25 Watch List on Jan. 4.

## MCCULLAR NAMED TO THE NAISMITH DEFENSIVE PLAYER OF THE YEAR WATCH LIST

For the second straight season, Kansas redshirt-senior Kevin McCullar Jr. has been named a semifinalist for the Naismith Defensive Player of the Year Watch List, the Atlanta Tipoff Club announced Feb. 28. Last season at Texas Tech, McCullar was one of 10 semifinalists for the Naismith Defensive Player of the Year. In its sixth year, the Naismith Defensive Player of the Year Award originated in 2018. McCullar is looking to become the second Kansas player to win the honor, joining 2020 recipient Marcus Garrett.

McCullar is second in the Big 12 and is 26th nationally in steals per game with a 2.1 average, while often guarding the opponents' best scorer. McCullar's 61 steals are second most in the Big 12 and ranks 26th nationally. McCullar's seven double-doubles rank second in the Big 12 behind teammate Jalen Wilson's nine. He is scoring 11.2 points per game and is third in the Big 12 with a 7.3 rebound average. He is the only player in the league to rank in the top five of the Big 12 in rebound and steal average.

Also, in 2020, Garrett was the ESPN.com national defensive player of the year. Other Jayhawks to have won national defensive player of the year honors include Jeff Withey, a co-recipient by the NABC in 2013, and Udoka Azubuike in 2020 by the NABC.

## WILSON NAMED THE SPORTING NEWS MIDSEASON ALL-AMERICA FIRST TEAM

Redshirt-junior Jalen Wilson was named to *The Sporting News* (TSN) Midseason All-America Team, announced Jan. 19. Joining Wilson on the TSN All-America First Team included Zach Edey (Purdue), Brandon Miller (Alabama), Drew Timme (Gonzaga) and Azuolas Tubelis (Arizona).

KU's Ochai Agbaji, who was a TSN second-team midseason All-America in 2021-22, would go on to earn first-team honors at season's end and was Kansas' 31st all-time Consensus All-America First Team honoree.

## WILSON LOOKING TO JOIN ELITE KANSAS COMPANY

Redshirt-junior Jalen Wilson leads the Big 12 in scoring at 19.6 points per game, which is 29th nationally, and in rebounds at 8.3 rpg. Though just under, Wilson is vying to become the third Jayhawk in the Bill Self era to average 20-plus points per game and the seventh KU player to lead the Big 12 in scoring. He is also vying to become the fourth Jayhawk to lead the Big 12 in scoring and rebounding average in the same season.

## Kansas 20-Plus Average Scorers in the Bill Self Era

Player (Season)	20+ PPG
Frank Mason III (2016-17)	20.9
Wayne Simien (2004-05)	20.3

## Big 12 Season Scoring Leaders from Kansas (since 1996-97)

Player (Season)	PPG
Ochai Agbaji (2021-22)	18.8
Devon Dotson (2019-20)	18.1
Dedric Lawson (2018-19)	19.4
Frank Mason III (2016-17)	20.9
Wayne Simien (2004-05)	20.3
Drew Gooden (2001-02)	19.8

## Same Player Season Scoring &amp; Rebounds Leaders in Big 12 History (since 1996-97)

Player (School, Season)	PPG/RPG
<b>Dedric Lawson (Kansas, 2018-19)</b>	<b>19.4 ppg/10.3 rpg</b>
Blake Griffin (Oklahoma, 2008-09)	22.7 ppg/14.4 rpg
Michael Beasley (Kansas State, 2007-08)	26.2 ppg/12.4 rpg
Kevin Durant (Texas, 2006-07)	25.8 ppg/11.1 rpg
<b>Wayne Simien (Kansas, 2004-05)</b>	<b>20.3 ppg/11.0 rpg</b>
<b>Drew Gooden (Kansas, 2001-02)</b>	<b>19.8 ppg/11.4 rpg</b>

## KANSAS IN THE NATIONAL POLLS

Kansas is ranked No. 3 in the latest Associated Press poll released Feb. 27. Starting with the first poll of the 2021-22 season, Kansas has been ranked in the AP top 10 in 36-straight polls, which is the longest active streak in the nation.

## AP Weekly Appearance Streaks: Top 10 / Active only

Rk	Team	Polls	First-Last
1.	<b>KANSAS</b>	<b>36</b>	<b>2022-2023</b>
2.	Houston	17	2023
3.	Texas	15	2023
4.	Purdue	14	2023
5.	Alabama	13	2023

For the 11th-consecutive year, Kansas entered the 2022-23 season ranked seventh or higher as KU was tied for No. 5 in the 2022-23 preseason Associated Press poll released Oct. 17.

This is also the 13th time in the last 14 seasons that the Jayhawks have entered the season No. 7 or higher by the AP, including nine times in the top five and five in the top three. KU was No. 1 in 2009-10, No. 3 in 2016-17, No. 1 in 2018-19, No. 3 in 2019-20 and No. 3 in 2021-22.

Under 20th-year and Hall of Fame head coach Bill Self, this is the 17th time that Kansas entered the season ranked seventh or higher in the Associated Press preseason poll. Historically, the No. 5 ranking marks the 25th time since the 1992-93 season that Kansas will enter the season seventh or higher.

Like it was in the preseason Associated Press poll, Kansas is ranked No. 5 in the preseason USA TODAY Coaches' Poll released Oct. 26 and is No. 4 in the Feb. 20 poll.

This was the ninth-straight year the Jayhawks have opened the season in the top-five and KU was ranked in the preseason for the 31st time in the 34-year history of the poll.

Pay Heed, All Who Enter:  
**BEWARE OF "THE PHOG"**

## NATIONAL CHAMPIONS

1922, 1923, 1952, 1988, 2008, 2022

## BIG 12 CHAMPIONS

1997\*, 1998\*, 1999^, 2002, 2003, 2005, 2006\*, 2007\*, 2008\*, 2009, 2010\*, 2011\*, 2012, 2013\*, 2014, 2015, 2016\*, 2017, 2018\*, 2020, 2022\*

Regular season titles listed

\* - Regular season &amp; tournament champions

^ - Tournament champions only

- Kansas has 2,382 all-time victories which is the most in NCAA Division I men's basketball history.
- Under Bill Self, Kansas has won 17 regular-season Big 12 championships with just 17 losses at Allen Fieldhouse.
- KU has held opponents to fewer than 100 points in 678 of its last 680 games. The last team to score 100 on Kansas in a 40-minute game was Gonzaga (102-90) on 11.26.2020 with the previous being Oklahoma (100-78) on 2.27.1990.
- Kansas set the NCAA DI record for being ranked in the Associated Press poll at 231 consecutive weeks from Feb. 2, 2009 until Feb. 1, 2021. KU's stretch consisted of 433 games of being ranked.
- Kansas has won 27 of its last 35 regular-season games against AP top-10 teams. Under Bill Self, KU is 47-24 against top-10 opponents, a figure that includes postseason play.
- KU has won at least 12 league games for 22-straight years, which is the longest active streak in the nation.
- Each four-year KU senior class since 1986-87 has won at least 100 games. The current KU four-year players - senior Michael Jankovich and redshirt juniors Dajuan Harris and Jalen Wilson - have won 108 contests.
- Kansas is the only team in the Big 12 to have a .500 winning percentage or better series record against every league foe.
- KU is the only Big 12 school to have won a regular-season championship with two different coaches (Roy Williams and Bill Self).
- Kansas is first in the conference in wins with a 370-84 record in Big 12 regular-season games. Texas is next at 272-179. Including the league postseason championship, Kansas is top at 420-96, while Texas is second at 300-201.
- Under Bill Self, Kansas is 160-11 (93.6%) in Big 12 home games: 8-0 in 2004, 7-1 in 2005, 7-1 in 2006, 7-1 in 2007, 8-0 in 2008, 8-0 in 2009, 8-0 in 2010, 7-1 in 2011, 9-0 in 2012, 8-1 in 2013, 9-0 in 2014, 9-0 in 2015, 9-0 in 2016, 8-1 in 2017, 7-2 in 2018, 9-0 in 2019, 8-1 in 2020, 8-1 in 2020-21, 9-0 in 2021-22 and 8-1 in 2022-23.
- Under Bill Self, Kansas has experienced only two regular-season conference sweeps by a Big 12 opponent. In 142 regular-season Big 12 home-and-home series during the Self era, Kansas has 92 sweeps, 48 splits and has been swept twice (by Oklahoma State in 2018 and Texas in 2021).

## JAYHAWKS ON NBA ROSTERS (11)

Ochai Agbaji - Utah Jazz  
 Udoka Azubuike - Utah Jazz  
 Christian Braun - Denver Nuggets  
 Joel Embiid - Philadelphia 76ers  
 Devonte' Graham - San Antonio Spurs  
 Marcus Morris - Los Angeles Clippers  
 Markieff Morris - Dallas Mavericks  
 Sviatoslav Mykhailiuk - New York Knicks  
 Kelly Oubre Jr. - Charlotte Hornets  
 Andrew Wiggins - Golden State Warriors



MEDIA INFORMATION

Hawk Talk Radio Show

Hawk Talk, Bill Self's radio show, airs weekly during the season from 6-7 p.m. on most Jayhawk Radio IMG Network stations. Remaining dates for Hawk Talk are March 6.

JAYHAWK IMG RADIO NETWORK AFFILIATES

Abilene/Salina	KDJM-101.7 FM
Coffeyville	KGGF-104.1 FM
Concordia	KNCK-94.9 FM
Dodge City	KGNO-1370 AM
Emporia	KVOE-1400 AM
Fort Scott	KMDO-1400 AM
Fort Scott	KOMB-103.9 FM
Garden City	KBUF-1030 AM
Glen Elder	KZDY-96.3 FM
Goodland/Colby	KWGB-97.9 FM
Great Bend	KBGL-106.9 FM
Hays	KAYS-1400 AM
Hutchinson	KSKU-94.7 FM
Iola	KIOL-1370 AM
Kansas City	KCTE-1510 AM
Kansas City	KCTE-99.3 FM
Kansas City	WHB-810 AM
Lawrence	KLWN-1320 AM/101.7 FM
Lawrence	KLZR-105.9 FM
Liberal	KSCB-1270 AM
Marysville	KNDY-95.5 FM
Parsons	KLKC-1540 AM
Parsons	KLKC-93.5 FM
Phillipsburg	KKAN-1490 AM
Phillipsburg	KQMA-92.5 FM
Russell	KRSL-95.9 FM
Topeka	KMAJ-1440 AM
Topeka	KWIC 99.3 FM
Wellington	KLEY-100.3 FM
Wichita	KFH-1240 AM
Wichita	KFH-97.5 FM

-- affiliates subject to change, check your local listings

10+ WINNING STREAKS UNDER BILL SELF (2003-04)			
GAMES	BEGAN	ENDED	TEAM TO END STREAK (SCORE)
20	11/9/07	1/26/08	at Kansas State (75-84)
18	11/15/16	1/25/17	at West Virginia (69-85)
18	11/15/12	2/2/13	Oklahoma State (80-85)
18	11/12/10	1/22/11	vs. Texas (63-74)
17	3/2/22	11/25/22	vs. Tennessee (50-64)
17	1/30/16	3/26/16	vs. Villanova (59-64)
16	1/14/20	3/7/20	vs. Gonzaga (90-102)
16	2/27/08	11/25/08	vs. Syracuse (81-89 ot)
14	11/13/09	1/10/10	at Tennessee (68-76)
14	2/7/07	3/24/07	vs. UCLA (55-68)
14	11/19/04	1/19/05	at Villanova (62-83)
13	11/23/15	1/12/16	at West Virginia (63-74)
13	1/13/10	2/27/10	at Oklahoma State (77-85)
11	2/19/11	3/27/11	vs. VCU (61-71)
10	11/28/22	1/17/23	at Kansas State (82-83 ot)
10	11/6/18	12/22/18	at Arizona State (76-80)
10	12/22/11	1/28/12	at Iowa State (64-72)
10	1/21/06	2/25/06	at Texas (55-80)

The No. 5 ranking marked the ninth-straight year Kansas has entered the season No. 5 or higher in the coaches' poll dating back to 2014-15. Additionally, it is the 17th time in the Bill Self era the Jayhawks have been preseason seventh or higher, including each of the last 11 seasons.

In 2021-22 Kansas opened the year No. 3 in the preseason coaches' poll and ended No. 1 for the third time ever - 2008, 2020 and 2022.

KU CELEBRATING 125 YEARS OF BASKETBALL IN 2022-23

The winningest program in college basketball history, Kansas, is celebrating its 125th year of play during the 2022-23 season and hosted the 125th reunion on Jan. 14 in historic Allen Fieldhouse. More than 200 past players, coaches and staff returned for the reunion, including four of Kansas' eight all-time head coaches - Ted Owens, Larry Brown, Roy Williams and Bill Self.

Kansas basketball...

- Is the all-time winningest program with 2,382 victories
- Has won six NCAA national championships, four in the NCAA era (1922, 1923, 1952, 1988, 2008, 2022)
- Has had only eight head coaches in its 125 seasons
- Has won an NCAA-record 64 overall conference regular-season titles, including an NCAA record 14-consecutive from 2005-18. This also includes 2022-23.
- Has 31 Consensus All-America First Team selections, the most in NCAA Division I
- Has 21 Naismith Basketball Hall of Fame members
- Has 39 current consecutive winning seasons beginning in 1983-84, the longest active streak in the NCAA
- Has 352 consecutive sellouts in Allen Fieldhouse dating back to the second game of the 2001-02 season
- Has posted 16 seasons of 30 or more wins, which is tied for the most in NCAA history

CLOSE CALLS

Including eight Big 12 contests, Kansas has had 10 games that have been decided by five points or less and/or in overtime this season, including the last three outings - 67-63 vs. Texas Tech (2/28), 76-74 versus West Virginia (2/25) and 63-58 at TCU (2/20). KU is 8-1 in those contests. Last year, KU played 11 games with the outcome being decided by five points or less or in overtime. The Jayhawks went 9-2 in those contests. Dating back to the 2017-18 season, Kansas has won its last 16 games that have been decided by five points or less or in overtime inside Allen Fieldhouse.

KANSAS RECORD IN GAMES DECIDED BY 5 OR FEWER POINTS, OR OVERTIME UNDER BILL SELF

Season	W-L	Pct	Home*	Neut.	Road
2003-04	2-3	.400	1-1	0-2	1-0
2004-05	6-5	.545	5-1	0-2	1-2
2005-06	2-6	.250	1-2	1-3	0-1
2006-07	7-2	.778	2-1	3-0	2-1
2007-08	5-2	.714	1-0	2-0	2-2
2008-09	1-4	.200	1-1	0-2	0-1
2009-10	5-1	.833	1-0	1-1	3-0
2010-11	8-0	1.000	3-0	1-0	4-0
2011-12	6-1	.857	1-0	4-0	1-1
2012-13	6-3	.667	1-1	0-2	5-0
2013-14	4-5	.444	1-1	2-2	1-2
2014-15	8-5	.615	3-0	2-1	3-4
2015-16	4-1	.800	2-0	1-1	1-0
2016-17	9-3	.750	3-1	1-2	5-0
2017-18	11-2	.846	3-1	4-0	4-1
2018-19	10-2	.833	5-0	2-0	3-2
2019-20	5-2	.714	1-0	1-1	3-1
2020-21	6-2	.750	4-0	1-0	1-2
2021-22	9-2	.818	5-0	1-1	3-1
2022-23	9-1	.900	5-0	2-0	2-1
TOTALS:	123-52	.703	49-10	29-20	45-22

(\*Includes Allen Fieldhouse and Kansas City designated home contests; source: StatsPass)

WILSON & MCCULLAR ON WATCH LISTS

Kansas redshirt-junior Jalen Wilson was one of 20 players named to the 2023 NABC Division I Player of the Year Watch List, the National Association of Basketball Coaches (NABC) announced Nov. 3. The 2023 NABC Division I Player of the Year - selected by a vote of Division I head coaches - will be announced the week of the 2023 Men's Final Four in Houston.

WINNING THE BIG 12 NO CAKEWALK

If you think KU's success in the Big 12 is due to playing in a non-competitive conference, think again. The stats show that this is anything but the case. Over the last 19 seasons, the Big 12 has proven to be one of the toughest leagues in the NCAA, making KU's run of 15 league titles since 2004 even more impressive.

Beginning in the 2003-04 season, the Big 12 has ranked as the nation's No. 1 conference in the RPI/NET rankings six times and in the top-three on 11 occasions. The Big 12 was the only league that ended the 2020-21 season with seven teams and 70 percent of its membership in the top 36 of the NCAA NET ratings.

The stoutness of the league is also highlighted by KU's strength of schedule during this stretch, which has been among the toughest every season. The Jayhawks have posted a top-10 strength of schedule 10 times in Bill Self's 18 years at KU, which includes the nation's strongest schedule five times, including 2019-20.

BIG 12 & KU RPI/NET RANKINGS SINCE 2003-04

SEASON	KU RPI/NET	KU NET SOS	BIG 12 RPI/NET*
2022-23	6	3	1
2021-22	3	3	1
2020-21	17	13	4
2019-20	2	1	2
2018-19	17	1	1
2017-18	3	2	1
2016-17	4	19	2
2015-16	1	2	1
2014-15	5	1	1
2013-14	4	1	1
2012-13	5	17	5
2011-12	5	8	4
2010-11	1	10	3
2009-10	1	6	1
2008-09	11	13	3
2007-08	4	12	3
2006-07	10	44	7
2005-06	32	60	5
2004-05	3	1	3
2003-04	12	6	4

\*average NET of every conference team compared to other leagues

MORE KANSAS NOTABLES

- Kansas went 16-for-16 on free throws at Baylor on Jan. 23. That is the most free throws made in a game without a miss in program history, surpassing Dec. 9, 2015 vs. Holy Cross when KU went 12-for-12 from the free throw line.
- Kansas was voted second in the 2022-23 Big 12 Preseason Coaches Poll behind Baylor. It marked just the sixth time in the 27-year history of the Big 12 KU was not the league favorite. The complete poll is on page 9 of the game notes.
- Kansas went 15-1 in Allen Fieldhouse each of the last two seasons (2021-22 and 2022-23). KU has won 10 or more home games for 39 consecutive seasons, beginning in 1983-84. KU has won 12 or more in Allen Fieldhouse for the last 24 seasons beginning in 1999-2000.
- Kansas has won a mind-boggling 50-straight home openers (beginning in 1973-74 under coach Ted Owens), 32-consecutive conference openers (beginning in 1991-92 under head coach Roy Williams and including 2022-23) and 40-straight Senior Nights (beginning in 1983-84 under coach Larry Brown).



- On Nov. 9, 2022, former KU guard Jacque Vaughn was named head coach of the Brooklyn Nets. He is the fourth KU graduate to coach at the highest level - John McClendon (ABA, 1969-70 at Denver); Wilt Chamberlain (ABA, 1973-74 at San Diego); Kevin Pritchard (NBA, 2005 at Portland, 27 games); Jacque Vaughn (NBA, 2012-15 at Orlando, 2022-present at Brooklyn).
- In the spring 2021 semester, the men's basketball program set a new program high with a 3.56 GPA which came on the heels of Bill Self's squad establishing a new program record of 3.44 in fall of 2020.

### KU SIGNS THREE IN NOVEMBER

Three guards - Elmarko Jackson (Marlton, New Jersey), Chris Johnson (Fort Bend, Texas) and Jamari McDowell (Manvel, Texas) - have signed National Letters of Intent to play basketball at Kansas, KU head coach Bill Self announced Nov. 9. The three will be freshmen at KU for the 2023-24 season. The Kansas class ranks 10th nationally according to 247sports.com.

### ELMARKO JACKSON, G, 6-3, 185, MARLTON, NEW JERSEY (SOUTH KENT SCHOOL [CONN.]

- Is Kansas' 50th McDonald's All-American, announced Jan. 24.
- Playing his final prep season at South Kent School in Connecticut.
- A combo guard who is known for his leadership skills and explosiveness, Jackson is a strong combo guard.
- Has good size, speed, terrific play-making ability and is a tough defender.
- Began his prep career at St. Augustine Prep in Richland, New Jersey. He then transferred to Academy of the New Church in Bryn Athyn, Pennsylvania. He earned all-state and all-league honors in 2021-22 at Academy of the New Church in Bryn Athyn, Pennsylvania.
- Averaged 17.9 points, 5.7 rebounds, 5.4 assists and 2.0 steals per game in 2021-22.
- Is ranked No. 18 by 247Sports and No. 28 by ESPN100.
- Has been named to the Naismith Boys High School Player of the Year Watch List (1 of 50).

### CHRIS JOHNSON, G, 6-4, 180, FORT BEND, TEXAS (MONTVERDE ACADEMY [FLA.]

- An explosive scorer who has deep range.
- Is physical, plays with an edge, and can score a variety of ways, and is a solid defender.
- Johnson transferred to Montverde Academy in Florida for his senior season after earning All-Greater Houston honors at Elkin High School in Texas.
- Averaged 19.5 points, 5.0 assists and 4.7 rebounds for Elkin in 2021-22, where the team went 30-6.
- Played AAU basketball for the Houston Defenders along with fellow signee Jamari McDowell.
- Is ranked No. 24 by ESPN100.
- Has been named to the Naismith Boys High School Player of the Year Watch List (1 of 50).

### JAMARI MCDOWELL, G, 6-4, 180, MANVEL, TEXAS (MANVEL HS)

- Plays at Manvel High School in Manvel, Texas, a suburb of Houston.
- Can play all three perimeter positions.
- Has size and versatility on the perimeter, is athletic with a high motor.
- Media outlets wrote McDowell will remind KU fans of Christian Braun and Ochai Agbaji from the 2022 NCAA National Championship team.

- Last season Manvel posted a 19-5 record and McDowell averaged 21.7 points, 7.2 rebounds, 5.1 assists and 4.5 steals per game.
- Played AAU basketball for the Houston Defenders along with fellow signee Chris Johnson.
- Is ranked No. 42 by 247Sports. He chose Kansas over Texas A&M, Xavier and Wake Forest among others.

### SOCIAL INJUSTICE INITIATIVES

With the rise of social injustice in the United States, Kansas men's basketball has taken initiatives to educate and act toward these issues over the past three seasons under the direction of KU Director of Basketball Operations Fred Quartlebaum. For 2022-23, these Kansas Men's Basketball Team Community/Campus/Diversity Engagements have included:

- July 6, 2022 - Team visits Brown vs Board of Education National Historic site, Topeka, Kansas
- August 31, 2022 - Female Relationship/Communication with Tammara Durham, Vice Provost of Student Affairs & Nicole Corcoran, Deputy Athletics Director & Student-Athlete Well-Being/ Senior Woman Administrator.
- September 1, 2022 - Heritage Celebration International Student's Day - Attended Women's Soccer home game
- September 8, 2022 - Law Enforcement Engagement with LPD-Lt. Myrone Grady; LPD-PC Rich Lockhart; KUPD-PC Nelson Mosley; Deputy Chiefs John Dietz & James Drue.
- September 6, 2022 - Academic Integrity & KU Leads with KU Faculty Athletics Representative Dr. Susan Staggs Williams & Maya Ozery.
- September 21, 2022 - Team Impact Day with JP
- October 5, 2022 - American Cancer Society/Coaches vs Cancer fundraiser in Lawrence.
- October 2022 - Financial Literacy/MeritTrust with former KU football player Pat Brown.
- November 2022 - Native American Heritage Month with Elwood Ott and Ernie Stevens presenting and meeting with the team following a practice. Native American Heritage Month was also recognized during Kansas' women's and men's home games during November.
- December 15, 2022 - Kansas men's basketball participated in its annual holiday shopping for needy families, an event organized through the Salvation Army.
- January 21, 2023 - For its game against TCU, Kansas wore shooting shirts honoring Martin Luther King Jr. This marked the fourth-straight year KU has recognized MLK Day by wearing shooting shirts for the holiday.
- January 31, 2023 - The Kansas State at Kansas game was KU's Team IMPACT contest. Additionally, there was a Folds of Honor recognition at halftime.
- Kansas at Oklahoma State game on Feb., 14 honored the McClendon Foundation. McClendon Minority Leadership Initiative or MLI is a coach-driven initiative that provides minorities a jump-start to their careers through practical experiences, opportunities to build their network, and instilling the values of KU graduate and coaching legend John McClendon: Integrity, Education, Leadership, and Mentorship. Participants in the initiative will be known as MLI Future Leaders.
- Kansas great Walt Wesley was honored for the second time this season when KU celebrated Black History Month on Feb. 18 versus Baylor. Wesley was a two-time All-American at KU who played under Ted Owens from 1964-66 and was an integral part in the segregation of college athletics. Wesley's jersey No. 13 was retired from KU in Dec. 2004.

Kansas will next play at the 2023 Big 12 Championship, March 8-11, at T-Mobile Center in Kansas City, Missouri. KU will not play on March 8 and its quarterfinal game will be March 9 versus the winner of the No. 8 seed vs. No. 9 seed at approximately 2 p.m. CT.

Kansas is 79-28 in postseason conference tournaments, including 49-12 in the Big 12 Championship. The Jayhawks have won 16 league postseason tournament titles, including 12 in the Big 12. Kansas is defending Big 12 tourney champion.

## 2022-23 BIG 12 PRESEASON COACHES POLL

### Team (First-place votes) - Points

1-Baylor (5) - 77

**2-KANSAS (4) - 73**

3-Texas (1) - 64

4-TCU - 58

5-Oklahoma State - 42

5-Texas Tech - 42

7-Oklahoma - 32

8-Iowa State - 30

9-West Virginia - 20

10-Kansas State - 12

### TOP 30-POINT SCORING GAMES IN THE BILL SELF ERA (SINCE 2003-04)

41, Andrew Wiggins, at West Virginia (3.8.14) L

39, Elijah Johnson, at Iowa State (2.25.13) W

**38, Jalen Wilson, at Kansas State (1.17.23) L**

37, Ochai Agbaji, vs TEXAS TECH (1.24.22) W

36, Ben McLemore, vs West Virginia (3.2.13) W

35, Devonte Graham, vs Syracuse (12.2.17) W

35, Devonte Graham, vs TOLEDO (11.28.17) W

**33, Jalen Wilson, vs. SOUTHERN UTAH (11.18.22) W**

33, Marcus Morris, at Iowa State (1.12.11) W

33, Sherron Collins, vs CORNELL (1.6.10) W

33, Lagerald Vick, vs LOUISIANA (11.16.18) W

33, Julian Wright at Missouri (2.10.07) W

33, Wayne Selden Jr., vs KENTUCKY (1.30.16) W

33, Ben McLemore, vs IOWA STATE (1.9.13) W

32, Perry Ellis, vs TCU (2.15.14) W

32, Lagerald Vick, vs VERMONT (11.12.18) W

32, Malik Newman, vs Duke (3.25.18) W

32, Sherron Collins, vs North Dakota State (3.20.09) W

32, Wayne Simien vs OKLAHOMA STATE (2.27.05) W

32, Frank Mason III, vs IOWA STATE (2.4.17) L

31, Christain Braun, at Saint Johns (12.3.21) W

31, Wayne Simien vs Missouri (3.12.04) W

31, Udoka Azabuike, vs TCU (3.4.20) W

31, Devon Dotson, vs Dayton (11.27.19) W

31, Dedric Lawson, vs TCU (1.9.19) W

31, Josh Jackson, at Texas Tech (2.11.17) W

31, Xavier Henry, vs LA SALLE (12.12.09) W

**30, Jalen Wilson, vs. TCU (1.21.23) L**

30, Christian Braun, vs Saint Joseph (11.27.20) W

30, Dedric Lawson, at Arizona State (12.22.18) L

30, Malik Newman, vs Oklahoma State (3.8.18) W

30, Frank Mason III, vs UMKC (12.6.16) W

30, Frank Mason III, vs INDIANA (11.11.16) L

30, Perry Ellis, vs Iowa State (3.14.14) L

30, Andrew Wiggins, vs Oklahoma State (3.13.14) W

30, Ben McLemore, vs KANSAS STATE (2.11.13) W

30, Thomas Robinson, vs NORTH DAKOTA (12.31.11) W

30, Mario Chalmers vs Texas (3.16.08) W

30, Wayne Simien vs Oklahoma State (3.12.05) L

30, Wayne Simien vs UAB (3.26.04) W

### KANSAS LEAGUE TITLES, 64

With its 2022-23 championship, Kansas claimed its 21st Big 12 regular-season title, including the 17th in the last 19 seasons. KU's 64 all-time conference titles are the most in NCAA Division I history. Kentucky is second with 55 and Penn third at 38. With one game remaining, the Jayhawks have claimed 16 outright or shared league titles since 2003-04 (i.e. the Bill Self era), the next best team in a major conference is Villanova, Kentucky and North Carolina at seven each over that span..

### KANSAS CONFERENCE REGULAR-SEASON TITLES

64 (\*Tied for the championship)

Missouri Valley Intercollegiate Athletic Association (13) - 1908-09-10-11-12\*-14\*-15-22\*-23-24-25-26-27

Big Six (12) - 1931-32-33-34-36-37\*-38-40\*-41\*-42\*-43-46

Big Seven (5) - 1950\*-52-53-54\*-57

Big Eight (13) - 1960\*-66-67-71-74-75-78-86-91\*-92-93-95-96

Big 12 (21) - 1997-98-2002-03-05\*-06\*-07-08\*-09-10-11-12-13\*-14-15-16-17-18-20-22\*-23

# UP NEXT



## BIG 12 CHAMPIONSHIP

March 8-11, 2023

Kansas City, Mo.

T-Mobile Center



BILL SELF

HEAD COACH

Oklahoma State '85  
20th Season at Kansas  
30th Season Overall  
**Family:** Cindy (wife), Lauren (daughter),  
Tyler (son), Ella, Phoebe and Jack (grandchildren)

CAREER RECORD // YEAR-BY-YEAR

YEAR	OVERALL W-L / %	CONF. W-L / %	NOTE
ORAL ROBERTS (1993-97)			
1993-94	6-21 .222	- -	None
1994-95	10-17 .370	- -	None
1995-96	18-9 .667	- -	None
1996-97	21-7 .750	- -	NIT
TULSA (1997-2000)			
1997-98	19-12 .613	9-5 .643	3rd WAC
1998-99	23-10 .697	9-5 .643	t-1st WAC / NCAA Rnd of 32
1999-00	32-5 .865	12-2 .857	1st WAC / NCAA Elite Eight
ILLINOIS (2000-03)			
2000-01	27-8 .771	13-3 .813	t-1st Big Ten / NCAA Elite Eight
2001-02	26-9 .743	11-5 .688	t-1st Big Ten / NCAA Sweet 16
2002-03	25-7 .781	11-5 .688	* 2nd Big Ten / NCAA Rnd of 32
KANSAS (2003-present)			
2003-04	24-9 .727	12-4 .750	2nd Big 12 / NCAA Elite Eight
2004-05	23-7 .767	12-4 .750	t-1st Big 12 / NCAA Rnd of 64
2005-06	25-8 .758	13-3 .813	* t-1st Big 12 / NCAA Rnd of 64
2006-07	33-5 .868	14-2 .875	* 1st Big 12 / NCAA Elite Eight
2007-08	37-3 .925	13-3 .813	* t-1st Big 12 / NCAA Champions
2008-09	27-8 .771	14-2 .875	1st Big 12 / NCAA Sweet 16
2009-10	33-3 .917	15-1 .938	* 1st Big 12 / NCAA Rnd of 32
2010-11	35-3 .921	14-2 .875	* 1st Big 12 / NCAA Elite Eight
2011-12	32-7 .821	16-2 .889	1st Big 12 / NCAA Runner-Up
2012-13	31-6 .838	14-4 .778	* t-1st Big 12 / NCAA Sweet 16
2013-14	25-10 .714	14-4 .778	1st Big 12 / NCAA Rnd of 32
2014-15	27-9 .750	13-5 .722	1st Big 12 / NCAA Rnd of 32
2015-16	33-5 .868	15-3 .833	* 1st Big 12 / NCAA Elite Eight
2016-17	31-5 .861	16-2 .889	1st Big 12 / NCAA Elite Eight
2017-18	31-8 .795	13-5 .722	* 1st Big 12 / NCAA Final Four
2018-19	26-10 .722	12-6 .667	3rd Big 12 / NCAA Rnd of 32
2019-20	28-3 .903	17-1 .944	1st in Big 12
2020-21	21-9 .700	12-6 .667	2nd in Big 12 / NCAA Rnd 32
2021-22	34-6 .850	14-4 .778	* t-1st Big 12 / NCAA Champions
2022-23	25-5 .833	13-4 .765	1st in Big 12
TOTAL	788-234 .771	346-92 .790	31 league titles (21 reg. season, 10 tourney)
KANSAS	581-129 .818	281-67 .807	26 Big 12 titles (17 reg. season, 9 tourney)
ILLINOIS	78-24 .765	35-13 .729	Three Big Ten titles (2 reg. season, 1 tourney)
TULSA	74-27 .733	30-12 .714	Two WAC titles / 4-2 NCAA tourney record
ORU	55-54 .505	- -	

\* - won conference tournament; Note - ORU was independent during Self's tenure, so all games played at ORU were nonconference.

KANSAS RECORD // HOME-ROAD-NEUTRAL			
	W	L	%
HOME (AFH) AT KU	307	17	.948
HOME (T-Mobile Center) AT KU *	10	3	.769
ROAD AT KU	136	70	.660
NEUTRAL AT KU	128	39	.743
TOTAL	581	129	.818

\* Since 2007-08, regular-season games played at T-Mobile Center on the KU season-ticket package are considered home games.

In Conference Tournament (at Kansas) ..... 45-13 (37-8)  
In NCAA Tournament (at Kansas) ..... 55-21 (46-16)  
In Postseason Play (at Kansas) ..... 100-34 (81-24)  
In Overtime (at Kansas)..... 33-14 (26-10)



TROPHY CASE

- **NCAA Championship titles** (2008, 2022)
- **NCAA Final Four** (2008, 2012, 2018, 2022)
- **21 Regular Season Conference Titles:** 2 at Tulsa (1999, 2000); 2 at Illinois (2001, 2002); 17 at Kansas (2005, 2006, 2007, 2008, 2009, 2010, 2011, 2012, 2013, 2014, 2015, 2016, 2017, 2018, 2020, 2022, 2023)
- **10 Conference Tournament Titles:** 1 at Illinois (2003); 9 at Kansas (2006, 2007, 2008, 2010, 2011, 2013, 2016, 2018, 2022)

CAREER HONORS

- **Naismith Memorial Basketball Hall of Fame** - Class of 2017 inductee
- **National Coach of the Year** - 2000 (*Sporting News*; Wooden), 2009 (Yahoo! Sports; *Sporting News*; Athlon Sports; CBSSports.com; USBWA; AP; CBS/Chevrolet; ESPN.com), 2012 (*Sporting News*; Adolph Rupp; Naismith), 2016 (AP, Bleacher Report, *USA Today*)
- **Conference Coach of the Year** - 2000 (WAC), 2006 (Big 12), 2009 (Big 12), 2011 (Big 12), 2012 (co-Big 12), 2015 (Big 12 by AP), 2016 (Big 12 by AP), 2017 (Big 12), 2018 (co-Big 12 and AP)
- **Wooden Award "Legends of Coaching"** - 2013
- **Oklahoma Sports Hall of Fame** - 2013 induction
- **Wayman Tisdale Humanitarian Award** (USBWA) - 2014
- **Mannie Jackson - Basketball's Human Spirit Award** (Naismith Hall of Fame) - 2015
- **Winged Foot Award** (for national champion coach) - 2008
- **Naismith Coach of the Year Finalist** (Atlanta Tipoff Club) - 2000, 2001, 2002, 2003, 2009, 2012, 2017

NOTES

- Bill Self was named the eighth coach in Kansas basketball history on April 21, 2003.
- In September 2017, Self was inducted into the Naismith Memorial Basketball Hall of Fame in Springfield, Massachusetts.
- Self won his 700th career game on Feb. 8, 2020, with KU's 60-46 win at TCU. He became the 31st coach in NCAA Division I to accomplish the feat, the second youngest and the sixth fastest.
- While at Kansas, Self has won two national championships (2008, 2022), 17 regular-season Big 12 Conference titles, including a KU- and NCAA-record 14-straight titles from 2005-18, and nine league tournament titles.
- At Kansas, Self has won 17 regular-season league titles with just 17 losses in Allen Fieldhouse. With KU's win versus Siena (11/18/16), Self became the winningest coach in Allen Fieldhouse, posting his 207th victory in the venue.
- In his first trip to the Final Four in 2008, Self's Kansas team won the title. Self is one of two active coaches in NCAA Division I to have won multiple national titles (Rick Pitino) and one of 16 all-time with multiple titles.
- While at Kansas, he has coached 12 NBA Lottery selections including Andrew Wiggins and Joel Embiid, the No. 1 and No. 3 overall selections in the 2014 NBA Draft. Wiggins was the second-ever Jayhawk to go No. 1 with the other being Danny Manning in 1988.
- Self has guided his teams to 23-win seasons in 24 of the last 25 seasons dating back to 1998-99.
- Self's teams have won 21 league crowns in the last 25 years. His teams have never finished lower than third in the conference.
- Self's 11 career 30-win seasons ranks third most in NCAA history - Mike Krzyzewski (16), Roy Williams (12); and is No. 1 on the active coaches' list. Ten of his 11 30-win seasons have been at Kansas.
- Self was the head coach for Team USA's U18 team that competed and won gold at the 2018 FIBA Americas Championship held in St. Catharines, Canada, in the summer of 2018.
- Self is one of five coaches in NCAA Division I history to have led three different teams - Tulsa, Illinois and Kansas - to the NCAA Elite Eight, including nine times with KU (2004-07-08-11-12-16-17-18-22). The other coaches are: Gene Bartow, John Calipari, Rick Pitino and Eddie Sutton.
- A 1985 graduate of Oklahoma State, Self began his coaching career as a graduate assistant at Kansas in 1985-86 under head coach Larry Brown. He then returned to his alma mater as an assistant for seven seasons under coaches Leonard Hamilton and Eddie Sutton. His first head coaching job was at Oral Roberts in 1993-94, then Tulsa (1997-98), Illinois (2000-03) and Kansas (2003-present).





MISCELLANEOUS

	FR	SO	CAREER
Double-Doubles	-	-	-
10+ Points	-	2	2
20+ Points	-	-	-
5+ Rebounds	-	-	-
3+ Assists	2	5	7
2+ 3PT Field Goals	-	-	-
2+ Steals	-	1	1
2+ Blocks	-	-	-
Led Team in Pts.	-	-	-
Led Team in Rebs.	-	-	-
Led Team in Assists	-	3	3
Led Team in Blocks	-	-	-
Led Team in Steals	1	1	2

PETTIFORD CAREER HIGHS

Points	13	vs. Omaha (11.7.22)
Field Goals	6	vs. Omaha (11.7.22)
Field Goal Att.	7	vs. Omaha (11.7.22)
3PT Field Goals	1	2x, last vs. Baylor (2.18.23) vs. Omaha (11.7.22)
3PT Field Goal Att.	2	at Texas Tech (1.3.23) vs. Omaha (11.7.22)
Free Throws	2	vs. Indiana (12.17.22) vs. Tarleton State (11.12.21)
Free Throw Att.	3	vs. Tarleton State (11.12.21)
Rebounds	4	3x, last vs. Kansas State (1.31.23)
Assists	8	vs. North Dakota State (11.10.22)
Blocks	1	vs. Duke (11.15.22)
Steals	2	vs. Omaha (11.7.22)
Minutes	25	at Texas Tech (1.3.23)

BOBBY PETTIFORD JR.

Sophomore-IL • Guard • 6-1 • 190 • Durham, N.C. • South Granville HS • Twitter: @Bobbypettiford • IG: @bobbypettiford

- A combo guard who played in just 14 games, due to injury, his freshman season in KU's 2022 NCAA National title run.
- A solid defender and explosive on offense.
- South Granville HS's all-time leader in scoring with 1,944 career points, assists (615) and steals (288).
- In 2019-20, set the school season records in points (677), assists (230) and steals (95).
- While at South Granville, was part of two conference championships, two conference tournament titles, two conference player of the year awards and a school-record 79 wins.

2022-23 GAME-BY-GAME

Opponent	Date	GS	MIN	Total		3-Pointers		Free throws		Rebounds				PF	A	TO	BLK	STL	PTS	AVG	
				FG	PCT	3FG	PCT	FT	PCT	OFF	DEF	TOT	AVG								
Omaha	11/07/2022		16:48	6-7	.857	1-2	.500	0-1	.000	0	0	0	0.0	0	2	0	0	2	13	13.0	
North Dakota St.	11/10/2022		18:37	1-1	1.000	0-0	.000	0-0	.000	1	0	1	0.5	1	8	1	0	0	2	7.5	
vs Duke	11/15/2022		17:07	1-2	.500	0-0	.000	0-0	.000	0	3	3	1.3	0	2	2	1	0	2	5.7	
Southern Utah	11/18/2022		15:27	0-1	.000	0-0	.000	0-0	.000	0	0	0	1.0	1	0	1	0	0	0	4.3	
vs NC State	11/23/2022		17:51	1-3	.333	0-0	.000	0-0	.000	1	1	2	1.2	3	1	2	0	0	2	3.8	
vs Wisconsin	11/24/2022		19:20	1-1	1.000	0-0	.000	0-0	.000	1	1	2	1.3	1	2	2	0	0	2	3.5	
vs Tennessee	11/25/2022		02:40	0-0	.000	0-0	.000	0-0	.000	0	0	0	1.1	0	1	2	0	0	0	3.0	
at Missouri	12/10/2022		11:59	1-2	.500	0-0	.000	0-0	.000	0	2	2	1.3	2	1	0	0	0	2	2.9	
Indiana	12/17/2022		22:06	4-5	.800	0-0	.000	2-2	1.000	1	1	2	1.3	2	4	3	0	0	10	3.7	
Harvard	12/22/2022		15:13	2-2	1.000	0-0	.000	0-0	.000	0	2	2	1.4	0	4	1	0	0	4	3.7	
Oklahoma St.	12/31/2022		09:10	1-1	1.000	0-0	.000	0-0	.000	1	1	2	1.5	0	0	0	0	0	2	3.5	
at Texas Tech	01/03/2023		24:34	3-6	.500	1-2	.500	0-0	.000	0	4	4	1.7	1	6	2	0	0	7	3.8	
at West Virginia	01/07/2023		18:29	2-3	.667	0-0	.000	1-1	1.000	1	2	3	1.8	3	2	2	0	0	5	3.9	
Oklahoma	01/10/2023		16:00	0-3	.000	0-1	.000	1-2	.500	0	0	0	1.6	1	1	0	0	0	1	3.7	
Iowa St.	01/14/2023		19:18	0-0	.000	0-0	.000	0-0	.000	0	0	0	1.5	0	1	1	0	1	0	3.5	
at Kansas St.	01/17/2023		06:06	0-0	.000	0-0	.000	0-0	.000	0	0	0	1.4	2	0	0	0	1	0	3.3	
TCU	01/21/2023		12:59	1-4	.250	0-0	.000	0-0	.000	0	1	1	1.4	0	0	2	0	1	2	3.2	
at Baylor	01/23/2023		06:18	0-1	.000	0-1	.000	0-0	.000	0	0	0	1.3	1	0	1	0	0	0	3.0	
at Kentucky	01/28/2023		08:56	0-0	.000	0-0	.000	0-0	.000	0	0	0	1.3	1	1	1	0	0	0	2.8	
Kansas St.	01/31/2023		12:32	3-4	.750	0-0	.000	0-0	.000	1	3	4	1.4	0	1	0	0	0	6	3.0	
at Iowa St.	02/04/2023		07:34	0-1	.000	0-1	.000	0-0	.000	0	0	0	1.3	2	3	3	0	0	0	2.9	
at Oklahoma St.	02/14/2023		03:15	0-0	.000	0-0	.000	0-0	.000	0	1	1	1.3	0	0	1	0	0	0	2.7	
Baylor	02/18/2023		14:34	2-2	1.000	1-1	1.000	0-0	.000	0	1	1	1.3	1	2	1	0	0	5	2.8	
at TCU	02/20/2023		08:41	1-1	1.000	0-0	.000	0-0	.000	0	1	1	1.3	0	0	1	0	0	2	2.8	
West Virginia	02/25/2023		03:48	0-0	.000	0-0	.000	0-0	.000	0	1	1	1.3	2	0	3	0	0	0	2.7	
Texas Tech	02/28/2023		02:57	0-1	.000	0-1	.000	0-0	.000	0	0	0	1.2	0	0	0	0	0	0	2.6	
Totals			0	332:18	30-51	.588	3-9	.333	4-6	.667	7	25	32	1.2	24	42	32	1	5	67	2.6

Player Averages

Games Played	Minutes/game	Points/game	FG Pct	3FG Pct	FT Pct	Rebounds/game	Assists/game	Turnovers/game	Assist/Turnover ratio	Steals/game	Blocks/game
26	12.8	2.6	58.8	33.3	66.7	1.2	1.6	1.2	1.3	0.2	0.0

CAREER STATS

SEASON	TEAM	GP-GS	MIN/AVG	Field Goals		3-Point		F-Throws		Rebounds				Scoring						
				FG-FGA	FG%	3FG-3FGA	3FG%	FT-FTA	FT%	OFF	DEF	TOT	AVG	PF-FO	A	TO	BLK	STL	PTS	AVG
2021-22	KU	14-0	112/8.0	8-15	.533	0-3	.000	3-4	.750	0	13	13	0.9	5-0	12	10	0	3	19	1.4
2022-23	KU	26-0	332/12.8	30-51	.588	3-9	.333	4-6	.667	7	25	32	1.2	24-0	42	32	1	5	67	2.6
TOTAL		40-0	444/11.1	38-66	.576	3-12	.250	7-10	.700	7	38	45	1.1	29-0	54	42	1	8	86	2.2





# JOSEPH YESUFU (Yes-a-foo)

Junior-TR • Guard • 6-0 • 180 • Bolingbrook, Illinois • Bolingbrook HS / Drake • Twitter: @\_liljoe1 • IG: @joe.yesufu1

- Will be graduating from Kansas in May 2023 with a bachelor's degree in business administration.
- Played in 34 games of Kansas' 2022 NCAA National Championship run.
- Played two seasons at Drake prior to transferring to Kansas in 2021.
- Averaged 12.8 points per game in 2020-21 for Drake and was even more impressive down the stretch averaging 23.2 points during the final nine games of the year.
- Was the 2021 Missouri Valley Conference Sixth Man of the Year
- Was chosen to the league's all-bench and most improved teams.
- Named to the 2021 MVC All-Tournament.
- A 2021 Missouri Valley Conference scholar athlete.

## CAREER HONORS

2021 MVC All-Tournament Team  
2021 MVC Sixth Man of the Year  
2021 MVC All-Bench Team  
2021 MVC Most-Improved Team  
2021 MVC Scholar-Athlete

## MISCELLANEOUS

	SO	JR	KU CAREER
Double-Doubles	-	-	-
10+ Points	-	3	3
20+ Points	-	-	-
5+ Rebounds	1	1	2
3+ Assists	5	3	8
2+ 3PT Field Goals	1	5	6
2+ Steals	1	1	2
2+ Blocks	-	-	-
Led Team in Pts.	-	1	1
Led Team in Rebs.	-	-	-
Led Team in Assists	-	-	-
Led Team in Blocks	-	-	-
Led Team in Steals	2	1	3

## YESUFU CAREER HIGHS

Points	36	vs. Evansville (2.22.21)
Field Goals	12	vs. Evansville (2.22.21)
Field Goal Att.	23	Missouri State (3.6.21)
3PT Field Goals	6	vs. USC (3.20.21)
3PT Field Goal Att.	11	vs. USC (3.20.21)
Free Throws	9	3x, last at Bradley (2.27.21)
Free Throw Att.	10	3x, last at Bradley (2.27.21)
Rebounds	6	vs. Simpson (11.17.19)
Assists	6	vs. Chicago State (12.20.20)
Blocks	2	vs. Evansville (2.22.21)
Steals	4	vs. Simpson (11.17.19)
Minutes	40	4x, last vs. Wichita St. (12.5.20)

## 2022-23 GAME-BY-GAME

Opponent	Date	GS	MIN	Total		3-Pointers		Free throws		Rebounds				PF	A	TO	BLK	STL	PTS	AVG
				FG-FGA	PCT	3FG-3FGA	PCT	FT-FTA	PCT	OFF	DEF	TOT	AVG							
Omaha	11/07/2022		09:13	1-4	.250	0-2	.000	0-0	.000	0	1	1	1.0	0	0	0	0	0	2	2.0
North Dakota St.	11/10/2022		16:53	3-5	.600	2-3	.667	0-0	.000	0	1	1	1.0	0	0	1	0	1	8	5.0
vs Duke	11/15/2022		05:10	0-4	.000	0-2	.000	0-0	.000	1	0	1	1.0	0	0	0	0	0	0	3.3
Southern Utah	11/18/2022		04:20	1-2	.500	0-1	.000	0-0	.000	0	2	2	1.3	0	0	1	0	0	2	3.0
vs NC State	11/23/2022		05:15	0-1	.000	0-0	.000	0-0	.000	0	0	0	1.0	1	0	1	0	0	0	2.4
vs Wisconsin	11/24/2022		09:14	0-2	.000	0-1	.000	0-0	.000	0	1	1	1.0	2	0	0	0	0	0	2.0
vs Tennessee	11/25/2022		27:19	6-11	.545	2-6	.333	0-0	.000	0	0	0	0.9	3	0	2	0	1	14	3.7
Texas Southern	11/28/2022	*	29:35	4-7	.571	3-5	.600	3-4	.750	0	3	3	1.1	2	3	1	0	1	14	5.0
Seton Hall	12/01/2022		13:53	3-6	.500	0-1	.000	0-0	.000	0	0	0	1.0	0	0	0	0	0	6	5.1
at Missouri	12/10/2022		14:56	1-3	.333	1-2	.500	1-2	.500	0	0	0	0.9	2	0	1	0	0	4	5.0
Indiana	12/17/2022		07:04	0-2	.000	0-0	.000	0-0	.000	0	1	1	0.9	0	1	0	0	0	0	4.5
Harvard	12/22/2022		05:11	0-1	.000	0-1	.000	0-0	.000	0	1	1	0.9	0	0	0	0	0	0	4.2
Oklahoma St.	12/31/2022		13:33	2-6	.333	2-5	.400	0-0	.000	0	2	2	1.0	1	0	0	0	0	6	4.3
at West Virginia	01/07/2023		15:57	1-3	.333	0-2	.000	0-0	.000	0	2	2	1.1	2	0	2	0	1	2	4.1
Oklahoma	01/10/2023		04:45	1-2	.500	0-0	.000	0-0	.000	0	0	0	1.0	0	0	0	0	0	2	4.0
Iowa St.	01/14/2023		07:05	0-1	.000	0-1	.000	0-0	.000	0	0	0	0.9	0	1	0	0	0	0	3.8
at Kansas St.	01/17/2023		21:40	2-5	.400	1-3	.333	0-0	.000	0	3	3	1.1	3	1	0	0	1	5	3.8
TCU	01/21/2023		06:36	0-1	.000	0-1	.000	0-0	.000	0	0	0	1.0	0	0	1	0	1	0	3.6
at Baylor	01/23/2023		14:36	0-2	.000	0-2	.000	0-0	.000	0	4	4	1.2	2	0	0	0	1	0	3.4
at Kentucky	01/28/2023		02:52	0-1	.000	0-1	.000	0-0	.000	0	0	0	1.1	0	0	0	0	0	0	3.3
Kansas St.	01/31/2023		14:28	1-7	.143	1-4	.250	2-3	.667	0	0	0	1.0	0	1	0	0	1	5	3.3
at Iowa St.	02/04/2023		19:27	3-6	.500	2-5	.400	0-0	.000	0	1	1	1.0	3	0	0	0	1	8	3.5
Texas	02/06/2023		18:50	5-9	.556	0-2	.000	4-4	1.000	0	5	5	1.2	0	0	0	0	0	14	4.0
at Oklahoma	02/11/2023		08:57	0-4	.000	0-1	.000	0-0	.000	0	1	1	1.2	3	3	1	0	0	0	3.8
at Oklahoma St.	02/14/2023		16:19	3-8	.375	2-5	.400	0-0	.000	0	1	1	1.2	1	1	1	0	3	8	4.0
Baylor	02/18/2023		05:09	0-0	.000	0-0	.000	0-0	.000	0	0	0	1.2	0	0	0	0	0	0	3.8
at TCU	02/20/2023		04:23	0-1	.000	0-1	.000	0-0	.000	0	0	0	1.1	0	0	0	0	0	0	3.7
West Virginia	02/25/2023		09:51	1-5	.200	1-3	.333	0-0	.000	0	1	1	1.1	0	0	1	0	0	3	3.7
Texas Tech	02/28/2023		09:20	1-3	.333	1-3	.333	0-0	.000	0	0	0	1.1	2	0	0	0	0	3	3.7
Totals		1	341:51	39-112	.348	18-63	.286	10-13	.769	1	30	31	1.1	27	11	13	0	13	106	3.7

## Player Averages

Games Played	Minutes/ game	Points/ game	FG Pct	3FG Pct	FT Pct	Rebounds/ game	Assists/ game	Turnovers/ game	Assist/Turnover ratio	Steals/ game	Blocks/ game
29	11.8	3.7	34.8	28.6	76.9	1.1	0.4	0.4	0.8	0.4	0.0

## CAREER STATS

				Field Goals		3-Point		F-Throws		Rebounds										Scoring	
SEASON	TEAM	GP-GS	MIN/AVG	FG-FGA	FG%	3FG-3FGA	3FG%	FT-FTA	FT%	OFF	DEF	TOT	AVG	PF-FO	A	TO	BLK	STL	PTS	AVG	
2019-20	DRA	13-0	112/8.6	17-42	.405	1-14	.071	15-17	.882	3	12	15	1.2	12-0	11	11	1	11	50	3.8	
2020-21	DRA	31-7	744/24.0	140-317	.442	48-125	.384	69-85	.812	6	50	56	1.8	58-1	56	37	2	33	397	12.8	
2021-22	KU	34-0	314/9.2	27-80	.338	11-42	.262	7-10	.700	6	23	29	0.9	33-0	34	18	0	11	72	2.1	
2022-23	KU	29-1	342/11.8	39-112	.348	18-63	.286	10-13	.769	1	30	31	1.1	27-0	11	13	0	13	106	3.7	
TOTAL FOR KU		63-1	656/10.4	66-192	.344	29-105	.276	17-23	.739	7	53	60	1.0	60-0	45	31	0	24	178	2.8	
TOTAL		107-8	1513/14.1	223-551	.405	78-244	.320	101-125	.808	16	115	131	1.2	130-1	112	79	3	68	625	5.8	



# DAJUAN HARRIS JR.

Junior-RS • Guard • 6-1 • 170 • Columbia, Mo. • Rock Bridge HS • Twitter: @DajuanH10 • IG: @dajuanharris

- Will be graduating from Kansas in May 2023 with a bachelor's degree in liberal arts & sciences.
- Starting point guard on the 2022 NCAA National Championship team.
- Led the Big 12 and was 14th in the NCAA in assist-to-turnover ratio in 2021-22.
- 2022 All-Big 12 Honorable Mention and Big 12 All-Defensive Team member as a redshirt-sophomore.
- A two-time Academic All-Big 12 First Team.
- Known for his instinct on defense and his ability to create on offense.

## CAREER HONORS

CSC Academic All-District  
2022 Big 12 All-Defensive Team  
2022 All-Big 12 Honorable Mention  
2022 Academic All-Big 12 First Team  
2021 Academic All-Big 12 First Team

## MISCELLANEOUS

	FR	SO	JR	CAREER
Double-Doubles	-	-	1	1
5+ Points	6	21	23	50
10+ Points	1	7	14	22
5+ Rebounds	-	1	4	5
3+ Assists	12	32	26	70
2+ 3PT Field Goals	1	6	8	15
2+ Steals	7	19	20	46
2+ Blocks	-	-	2	2
Led Team in Pts.	-	1	2	3
Led Team in Rebs.	-	-	1	1
Led Team in Assists	8	24	24	56
Led Team in Blocks	1	3	4	8
Led Team in Steals	8	21	10	39

## HARRIS CAREER HIGHS

Points	18	vs. Kansas State (1.31.23) at Texas Tech (1.3.23)
Field Goals	8	vs. Texas (2.6.23)
Field Goal Att.	16	vs. Texas (2.6.23)
3PT Field Goals	5	at Texas Tech (1.3.23)
3PT Field Goal Att.	6	3x, last vs Kansas State (1.31.23)
Free Throws	6	vs. Iowa State (1.11.22)
Free Throw Att.	6	vs. NC State (11.23.22) vs. Iowa State (1.11.22)
Rebounds	6	vs. Texas (2.6.23)
Assists	11	at Kansas State (1.17.23)
Blocks	4	vs. Texas (3.5.22)
Steals	6	vs. West Virginia (2.25.23)
Minutes	43	at Kansas State (1.17.23)

## 2022-23 GAME-BY-GAME

Opponent	Date	GS	MIN	Total		3-Pointers		Free throws		Rebounds				PF	A	TO	BLK	STL	PTS	AVG	
				FG-FGA	PCT	3FG-3FGA	PCT	FT-FTA	PCT	OFF	DEF	TOT	AVG								
Omaha	11/07/2022	*	32:32	5-13	.385	1-3	.333	0-0	.000	1	2	3	3.0	2	8	1	1	1	11	11.0	
North Dakota St.	11/10/2022	*	21:41	2-4	.500	0-1	.000	1-1	1.000	0	2	2	2.5	1	5	0	2	2	5	8.0	
vs Duke	11/15/2022	*	34:47	3-7	.429	0-2	.000	0-0	.000	2	2	4	3.0	4	10	1	1	0	6	7.3	
Southern Utah	11/18/2022	*	35:37	6-11	.545	0-1	.000	2-4	.500	1	4	5	3.5	0	2	2	1	4	14	9.0	
vs NC State	11/23/2022	*	35:20	4-7	.571	1-1	1.000	5-6	.833	0	2	2	3.2	1	6	3	0	3	14	10.0	
vs Wisconsin	11/24/2022	*	38:02	2-7	.286	1-1	1.000	0-1	.000	2	1	3	3.2	3	7	4	1	3	5	9.2	
vs Tennessee	11/25/2022	*	17:38	1-2	.500	0-0	.000	0-0	.000	0	1	1	2.9	5	2	4	0	2	2	8.1	
Texas Southern	11/28/2022	*	29:01	1-2	.500	1-2	.500	2-2	1.000	0	2	2	2.8	1	9	1	0	3	5	7.8	
Seton Hall	12/01/2022	*	31:20	5-6	.833	0-0	.000	0-0	.000	0	1	1	2.6	3	7	1	0	3	10	8.0	
at Missouri	12/10/2022	*	32:27	2-2	1.000	0-0	.000	2-2	1.000	0	2	2	2.5	2	9	2	0	2	6	7.8	
Indiana	12/17/2022	*	27:55	5-8	.625	0-1	.000	0-0	.000	2	0	2	2.5	2	10	3	0	3	10	8.0	
Harvard	12/22/2022	*	31:10	2-6	.333	0-2	.000	0-0	.000	0	1	1	2.3	2	4	2	0	1	4	7.7	
Oklahoma St.	12/31/2022	*	33:23	2-6	.333	2-2	1.000	0-0	.000	0	3	3	2.4	0	9	1	0	1	6	7.5	
at Texas Tech	01/03/2023	*	35:58	6-7	.857	5-5	1.000	1-2	.500	0	1	1	2.3	1	3	3	0	2	18	8.3	
at West Virginia	01/07/2023	*	31:13	4-10	.400	3-6	.500	0-0	.000	0	3	3	2.3	3	4	0	0	1	11	8.5	
Oklahoma	01/10/2023	*	34:58	4-9	.444	0-1	.000	3-4	.750	1	2	3	2.4	2	5	1	0	2	11	8.6	
Iowa St.	01/14/2023	*	39:11	0-2	.000	0-0	.000	0-0	.000	0	3	3	2.4	0	6	2	2	1	0	8.1	
at Kansas St.	01/17/2023	*	42:35	1-7	.143	1-6	.167	0-0	.000	1	1	2	2.4	2	11	4	0	2	3	7.8	
TCU	01/21/2023	*	38:28	0-4	.000	0-1	.000	0-0	.000	0	2	2	2.4	1	8	3	0	2	0	7.4	
at Baylor	01/23/2023	*	36:52	1-5	.200	0-1	.000	0-0	.000	1	0	1	2.3	2	4	4	1	1	2	7.2	
at Kentucky	01/28/2023	*	37:24	3-8	.375	2-4	.500	0-0	.000	0	1	1	2.2	2	8	2	0	0	8	7.2	
Kansas St.	01/31/2023	*	33:59	7-12	.583	2-6	.333	2-4	.500	0	0	0	2.1	3	2	1	1	0	18	7.7	
at Iowa St.	02/04/2023	*	33:39	1-5	.200	0-3	.000	0-0	.000	0	3	3	2.2	1	3	2	1	2	2	7.4	
Texas	02/06/2023	*	34:21	8-16	.500	0-2	.000	1-2	.500	1	5	6	2.3	0	5	3	0	4	17	7.8	
at Oklahoma	02/11/2023	*	33:32	7-11	.636	1-1	1.000	1-2	.500	0	3	3	2.4	0	3	3	0	3	16	8.2	
at Oklahoma St.	02/14/2023	*	35:31	2-7	.286	1-2	.500	0-0	.000	2	3	5	2.5	2	9	1	0	2	5	8.0	
Baylor	02/18/2023	*	36:42	6-8	.750	2-2	1.000	0-0	.000	0	1	1	2.4	2	9	1	0	2	14	8.3	
at TCU	02/20/2023	*	36:46	3-9	.333	0-0	.000	0-0	.000	4	1	5	2.5	1	8	0	0	0	6	8.2	
West Virginia	02/25/2023	*	36:07	7-9	.778	2-3	.667	1-2	.500	0	1	1	2.4	1	6	1	0	6	17	8.5	
Texas Tech	02/28/2023	*	37:29	7-12	.583	2-4	.500	0-0	.000	0	0	0	2.4	2	5	1	1	2	16	8.7	
Totals			30	1015:38	107-222	.482	27-63	.429	21-32	.656	18	53	71	2.4	51	187	57	12	60	262	8.7

## Player Averages

Games Played	Minutes/game	Points/game	FG Pct	3FG Pct	FT Pct	Rebounds/game	Assists/game	Turnovers/game	Assist/Turnover ratio	Steals/game	Blocks/game
30	33.9	8.7	48.2	42.9	65.6	2.4	6.2	1.9	3.3	2.0	0.4

## CAREER STATS

				Field Goals		3-Point		F-Throws		Rebounds								Scoring		
SEASON	TEAM	GP-GS	MIN/AVG	FG-FGA	FG%	3FG-3FGA	3FG%	FT-FTA	FT%	OFF	DEF	TOT	AVG	PF-FO	A	TO	BLK	STL	PTS	AVG
2020-21	KU	30-2	481/16.0	27-56	.482	9-14	.643	8-10	.800	8	26	34	1.1	45-0	65	24	2	29	71	2.4
2021-22	KU	40-39	1159/29.0	88-206	.427	20-62	.323	19-24	.792	15	39	54	1.4	78-0	166	59	12	58	215	5.4
2022-23	KU	30-30	1016/33.9	107-222	.482	27-63	.429	21-32	.656	18	53	71	2.4	51-1	187	57	12	60	262	8.7
TOTAL		100-71	2655/26.6	222-484	.459	56-139	.403	48-66	.727	41	118	159	1.6	174-1	418	140	26	147	548	5.5





# GRADEY DICK

Freshman • Guard • 6-8 • 205 • Wichita, Kan. • Sunrise Christian Academy • Twitter: @grady\_dick • IG: @gr3dey

- Scored 23 points on 9-13 FGs and 4-6 3FGs in his college debut against Omaha (11/7).
- A two-time Kansas Gatorade Player of the Year, earning the honor at Wichita Collegiate in 2019-20 and at Sunrise Christian Academy in 2021-22 where he was the National Gatorade POY last season.
- As a senior at Sunrise, averaged 17.9 points and 5.2 rebounds which shooting 51.3 percent from the field and 46.7 percent from three-point range
- As a junior in 2020-21, helped lead Sunrise Christian to a second-place finish at Geico High School National Championship
- As a sophomore in 2019-20, averaged 20.4 points., 5.0 rebounds and 2.3 assists a game in leading Wichita Collegiate to a 21-3 record
- Ranked No. 14 in the Class of 2022 by ESPN100, No. 19 by 247sports.com and No. 27 by Rivals.com

## CAREER HONORS

CBS/USBWA Freshman of the Week (2.21.23)  
Dick Vitale Diaper Dandy of the Week (2.21.23)  
Big 12 Newcomer of the Week (2.20.23)  
Jerry West Shooting Guard of the Year Top 10  
Oscar Robertson Midseason Watch List (1 of 50)  
Wooden Award Midseason Top 25 Watch List  
co-Big 12 Newcomer of the Week (12.5.22)  
Big 12 Newcomer of the Week (11.21.22)

## MISCELLANEOUS

	FR
Double-Doubles	-
10+ Points	21
20+ Points	7
5+ Rebounds	20
10+ Rebounds	-
3+ Assists	9
3+ 3PT Field Goals	12
2+ Steals	12
2+ Blocks	2
Led Team in Pts.	9
Led Team in Rebs.	5
Led Team in Assists	-
Led Team in Blocks	3
Led Team in Steals	6

## DICK CAREER HIGHS

Points	26	at Oklahoma State (2.14.23)
Field Goals	10	at Oklahoma State (2.14.23)
Field Goal Att.	18	at TCU (2.20.23)
3PT Field Goals	6	vs. NC State (11.23.22)
3PT Field Goal Att.	12	vs. NC State (11.23.22)
Free Throws	7	at Kansas State (1.17.23)
Free Throw Att.	8	at Kansas State (1.17.23)
Rebounds	9	vs. Oklahoma State (12.31.22)
Assists	5	at Missouri (12.10.22)
Blocks	2	2x, last vs. Texas Tech (2.28.23)
Steals	5	vs. Indiana (12.17.22)
Minutes	42	at Kansas State (1.17.23)

## 2022-23 GAME-BY-GAME

Opponent	Date	GS	MIN	Total		3-Pointers		Free throws		Rebounds				PF	A	TO	BLK	STL	PTS	AVG	
				FG-FGA	PCT	3FG-3FGA	PCT	FT-FTA	PCT	OFF	DEF	TOT	AVG								
Omaha	11/07/2022	*	31:38	9-13	.692	4-6	.667	1-2	.500	1	1	2	2.0	2	1	1	0	23	23.0		
North Dakota St.	11/10/2022	*	25:44	5-11	.455	1-4	.250	1-1	1.000	1	5	6	4.0	0	3	0	0	12	17.5		
vs Duke	11/15/2022	*	32:25	6-11	.545	1-4	.250	1-1	1.000	0	1	1	3.0	3	0	0	0	14	16.3		
Southern Utah	11/18/2022	*	29:15	7-14	.500	4-6	.667	0-1	.000	0	6	6	3.8	3	3	2	1	18	16.8		
vs NC State	11/23/2022	*	34:50	7-17	.412	6-12	.500	5-5	1.000	0	3	3	3.6	1	1	0	0	25	18.4		
vs Wisconsin	11/24/2022	*	34:46	3-8	.375	3-7	.429	0-0	.000	1	4	5	3.8	1	0	0	0	9	16.8		
vs Tennessee	11/25/2022	*	32:24	2-8	.250	2-5	.400	1-2	.500	1	3	4	3.9	1	2	0	0	7	15.4		
Texas Southern	11/28/2022	*	29:44	6-11	.545	2-6	.333	1-2	.500	3	3	6	4.1	0	1	2	0	15	15.4		
Seton Hall	12/01/2022	*	28:30	4-9	.444	1-3	.333	6-6	1.000	2	2	4	4.1	3	3	2	0	15	15.3		
at Missouri	12/10/2022	*	31:34	6-11	.545	3-5	.600	1-2	.500	0	7	7	4.4	3	5	3	0	16	15.4		
Indiana	12/17/2022	*	32:54	8-12	.667	4-5	.800	0-0	.000	1	5	6	4.5	1	0	1	1	20	15.8		
Harvard	12/22/2022	*	32:22	3-11	.273	3-7	.429	2-2	1.000	1	6	7	4.8	3	1	1	0	11	15.4		
Oklahoma St.	12/31/2022	*	32:47	3-9	.333	2-4	.500	0-0	.000	3	6	9	5.1	4	4	1	0	8	14.8		
at Texas Tech	01/03/2023	*	31:13	5-11	.455	1-5	.200	0-0	.000	3	5	8	5.3	1	3	3	0	11	14.6		
at West Virginia	01/07/2023	*	25:48	4-7	.571	4-6	.667	4-4	1.000	2	3	5	5.3	4	2	0	0	16	14.7		
Oklahoma	01/10/2023	*	36:12	1-8	.125	1-4	.250	5-6	.833	1	4	5	5.3	1	1	0	0	8	14.3		
Iowa St.	01/14/2023	*	31:07	7-13	.538	5-9	.556	2-4	.500	1	4	5	5.2	2	2	1	0	21	14.6		
at Kansas St.	01/17/2023	*	41:42	4-13	.308	1-8	.125	7-8	.875	0	7	7	5.3	5	1	2	2	4	16.7		
TCU	01/21/2023	*	32:52	3-13	.231	2-8	.250	0-0	.000	1	3	4	5.3	2	2	2	1	8	14.4		
at Baylor	01/23/2023	*	30:35	8-13	.615	2-5	.400	6-6	1.000	1	3	4	5.2	3	0	0	0	24	14.9		
at Kentucky	01/28/2023	*	33:10	4-11	.364	1-5	.200	4-4	1.000	0	5	5	5.2	2	2	3	0	13	14.8		
Kansas St.	01/31/2023	*	26:40	2-8	.250	1-3	.333	4-4	1.000	1	4	5	5.2	4	1	1	0	9	14.5		
at Iowa St.	02/04/2023	*	30:18	2-6	.333	1-4	.250	2-2	1.000	0	1	1	5.0	2	0	5	0	7	14.2		
Texas	02/06/2023	*	34:42	7-11	.636	2-3	.667	5-6	.833	0	4	4	5.0	4	1	0	0	21	14.5		
at Oklahoma	02/11/2023	*	34:15	4-5	.800	0-0	.000	0-0	.000	0	5	5	5.0	2	0	0	1	8	14.2		
at Oklahoma St.	02/14/2023	*	37:44	10-17	.588	4-9	.444	2-3	.667	1	2	3	4.9	2	3	2	0	26	14.7		
Baylor	02/18/2023	*	36:37	6-18	.333	2-9	.222	2-2	1.000	1	4	5	4.9	3	0	1	0	2	16.7		
at TCU	02/20/2023	*	34:33	7-18	.389	3-10	.300	2-2	1.000	2	4	6	4.9	2	2	1	0	19	14.9		
West Virginia	02/25/2023	*	36:46	5-10	.500	5-8	.625	1-2	.500	0	6	6	5.0	2	3	4	0	16	14.9		
Texas Tech	02/28/2023	*	34:58	0-7	.000	0-5	.000	4-4	1.000	0	5	5	5.0	1	4	1	2	4	14.5		
Totals			30	978:05	148-334	.443	71-175	.406	69-81	.852	28	121	149	5.0	67	51	39	8	45	436	14.5

## Player Averages

Games Played	Minutes/game	Points/game	FG Pct	3FG Pct	FT Pct	Rebounds/game	Assists/game	Turnovers/game	Assist/Turnover ratio	Steals/game	Blocks/game
30	32.6	14.5	44.3	40.6	85.2	5.0	1.7	1.3	1.3	1.5	0.3

## CAREER STATS

				Field Goals		3-Point		F-Throws		Rebounds								Scoring		
SEASON	TEAM	GP-GS	MIN/AVG	FG-FGA	FG%	3FG-3FGA	3FG%	FT-FTA	FT%	OFF	DEF	TOT	AVG	PF-FO	A	TO	BLK	STL	PTS	AVG
2022-23	KU	30-30	978/32.6	148-334	.443	71-175	.406	69-81	.852	28	121	149	5.0	67-1	51	39	8	45	436	14.5
TOTAL		30-30	978/32.6	148-334	.443	71-175	.406	69-81	.852	28	121	149	5.0	67-1	51	39	8	45	436	14.5



# KYLE CUFFE JR.

Freshman-RS • G • 6-2 • 180 • Harlem, N.Y. • Blair Academy • Twitter: @kylecuffejr • IG: @kylecuffejr5

- Made his college debut against Omaha (11/7) and is averaging 3.1 minutes per game in 2022-23.
- A redshirt on the 2022 Kansas NCAA National Championship team.
- A combo guard who has great range.
- Known for his explosive athletic ability, toughness and scoring.
- Father, Kyle Cuffe Sr., played at St. John's and professional basketball.
- Played for powerhouse Blair Academy in Blairstown, New Jersey.



## MISCELLANEOUS

FR

5+ Points	-
10+ Points	-
5+ Rebounds	-
3+ Assists	-
2+ 3PT Field Goals	-
2+ Steals	-
2+ Blocks	-
Led Team in Pts.	-
Led Team in Rebs.	-
Led Team in Assists	-
Led Team in Blocks	-
Led Team in Steals	-

## CUFFE JR. CAREER HIGHS

Points	-
Field Goals	-
Field Goal Att.	1 vs. Omaha (11.7.22)
	vs. North Dakota State (11.10.22)
3PT Field Goals	-
3PT Field Goal Att.	-
Free Throws	-
Free Throw Att.	2 vs. Omaha (11.7.22)
Rebounds	1 vs. Omaha (11.7.22)
Assists	-
Blocks	-
Steals	-
Minutes	4 vs. North Dakota State (11.10.22)

## 2022-23 GAME-BY-GAME

Opponent	Date	GS	MIN	Total		3-Pointers		Free throws		Rebounds				PF	A	TO	BLK	STL	PTS	AVG
				FG-FGA	PCT	3FG-3FGA	PCT	FT-FTA	PCT	OFF	DEF	TOT	AVG							
Omaha	11/07/2022		02:09	0-1	.000	0-0	.000	0-2	.000	1	0	1	1.0	0	0	0	0	0	0	0.0
North Dakota St.	11/10/2022		04:04	0-1	.000	0-0	.000	0-0	.000	0	0	0	0.5	0	0	0	0	0	0	0.0
<b>Totals</b>		<b>0</b>	<b>06:13</b>	<b>0-2</b>	<b>.000</b>	<b>0-0</b>	<b>.000</b>	<b>0-2</b>	<b>.000</b>	<b>1</b>	<b>0</b>	<b>1</b>	<b>0.5</b>	<b>0</b>	<b>0</b>	<b>0</b>	<b>0</b>	<b>0</b>	<b>0</b>	<b>0.0</b>

## Player Averages

Games Played	Minutes/game	Points/game	FG Pct	3FG Pct	FT Pct	Rebounds/game	Assists/game	Turnovers/game	Assist/Turnover ratio	Steals/game	Blocks/game
2	3.1	0.0	0.0	0.0	0.0	0.5	0.0	0.0	0.0	0.0	0.0

## CAREER STATS

				Field Goals		3-Point		F-Throws		Rebounds				Scoring						
SEASON	TEAM	GP-GS	MIN/AVG	FG-FGA	FG%	3FG-3FGA	3FG%	FT-FTA	FT%	OFF	DEF	TOT	AVG	PF-FO	A	TO	BLK	STL	PTS	AVG
2022-23	KU	2-0	6/3.1	0-2	.000	0-0	.000	0-2	.000	1	0	1	0.5	0-0	0	0	0	0	0	0.0
<b>TOTAL</b>		<b>2-0</b>	<b>6/3.1</b>	<b>0-2</b>	<b>.000</b>	<b>0-0</b>	<b>.000</b>	<b>0-2</b>	<b>.000</b>	<b>1</b>	<b>0</b>	<b>1</b>	<b>0.5</b>	<b>0-0</b>	<b>0</b>	<b>0</b>	<b>0</b>	<b>0</b>	<b>0</b>	<b>0.0</b>



# JALEN WILSON

Junior-RS • F • 6-8 • 215 • Denton, Texas • John H. Guyer HS • Twitter: @thejalenwilson • IG: @thejalenwilson

- Will be graduating from Kansas in May 2023 with a bachelor's degree in communication studies.
- Had a career-high 38 points at Kansas State, the most since Mar. 8, 2014 at WVU (Andrew Wiggins, 41 pts.)
- Preseason All-America and All-Big 12 selection who is on numerous national player of the year watch lists.
- A three-year starter, including 27 starts during the 2022 NCAA National Championship season.
- On many preseason All-America teams and was a unanimous Preseason All-Big 12 selection.
- Entered the last two NBA Drafts – 2021 and 2022 – but returned to KU both times.
- Led Kansas in rebounding in 2021-22 (7.4 rog).
- Ended 2020-21 averaging 7.9 rebounds per game which is the second-best average by a KU freshman, only trailing Joel Embiid (8.1 in 2014).
- Saw his freshman season cut short after just two games due to injury and was a redshirt in 2019-20.
- Comes from an athletic family as both parents played college basketball.

## CAREER HONORS

Oscar Robertson Late Season Watch List (1 of 15)  
2023 Julius Erving Award Top 10  
Naismith Trophy Midseason Team (1 of 30)  
2023 Julius Erving Award Watch List (1 of 20)  
Wooden Award Late Season Top 20 Watch List  
The Sporting News Midseason All-America First Team  
Oscar Robertson Midseason Watch List (1 of 50)  
Wooden Award Midseason Top 25 Watch List  
Big 12 Player of the Week (12.5.2022)  
Battle 4 Atlantis All-Tournament Team  
Wooden Award Preseason Top 50 Watch List  
The Sporting News Preseason All-America Second Team  
Naismith Preseason Player of the Year Watch List (1 of 50)  
NABC DI Player of the Year Watch List (1 of 20)  
2023 Julius Erving Award Watch List (1 of 20)  
Preseason All-Big 12 (unanimous selection)  
The Athletic Preseason All-America First Team  
2022 All-Big 12 Third Team; 2022 Academic All-Big 12 First Team; Big 12 Player of the Week (2.14.2022); 2022 Julius Erving Award Watch List (1 of 20); 2021 Academic All-Big 12 Second Team; 2021 Big 12 All-Newcomer Team; 2021 Big 12 All-Freshman Team; Big 12 Newcomer of the Week (2.15.2021)

## MISCELLANEOUS

	FR	SO	JR	CAREER
Double-Doubles	9	7	9	25
10+ Points	19	21	28	68
20+ Points	4	3	16	23
30+ Points	-	-	3	3
5+ Rebounds	23	28	27	78
10+ Rebounds	11	12	10	33
3+ Assists	12	12	9	33
3+ 3PT Field Goals	4	3	12	19
2+ Steals	3	10	5	18
2+ Blocks	1	1	5	7
Led Team in Pts.	5	5	16	25
Led Team in Rebs.	18	16	17	51
Led Team in Assists	4	6	4	14
Led Team in Blocks	3	4	7	14
Led Team in Steals	4	7	2	13

## WILSON CAREER HIGHS

Points	38	at Kansas State (1.17.23)
Field Goals	12	at Kansas State (1.17.23) vs. Southern Utah (11.18.22)
Field Goal Att.	26	vs. Duke (11.15.22)
3PT Field Goals	5	vs. Texas Southern (11.28.22)
3PT Field Goal Att.	10	3x, last at Kansas State (1.17.23)
Free Throws	11	at Kansas State (1.17.23)
Free Throw Att.	14	vs. Wisconsin (11.24.22)
Rebounds	15	at Oklahoma State (1.4.22) vs. North Dakota St. (12.5.20)
Assists	7	vs. Omaha (11.7.22)
Blocks	2	7x, last vs. Texas Tech (2.28.23)
Steals	5	at Oklahoma (2.11.23)
Minutes	48	vs. Texas Tech (1.24.22)

## 2022-23 GAME-BY-GAME

Opponent	Date	GS	MIN	Total		3-Pointers		Free throws		Rebounds				PF	A	TO	BLK	STL	PTS	AVG	
				FG-FGA	PCT	3FG-3FGA	PCT	FT-FTA	PCT	OFF	DEF	TOT	AVG								
Omaha	11/07/2022	*	31:55	7-16	.438	3-7	.429	2-2	1.000	1	10	11	11.0	1	7	2	0	0	19	19.0	
North Dakota St.	11/10/2022	*	25:21	8-17	.471	3-6	.500	2-2	1.000	1	8	9	10.0	1	1	2	0	1	21	20.0	
vs Duke	11/15/2022	*	38:26	11-26	.423	0-7	.000	3-4	.750	5	6	11	10.3	1	5	3	1	1	25	21.7	
Southern Utah	11/18/2022	*	34:13	12-22	.545	2-4	.500	7-8	.875	0	6	6	9.3	3	4	1	0	1	33	24.5	
vs NC State	11/23/2022	*	34:49	5-15	.333	1-5	.200	8-12	.667	2	9	11	9.6	1	2	2	0	2	19	23.4	
vs Wisconsin	11/24/2022	*	40:01	9-20	.450	2-6	.333	9-14	.643	0	14	14	10.3	1	1	3	0	0	29	24.3	
vs Tennessee	11/25/2022	*	39:16	3-15	.200	1-5	.200	7-8	.875	2	2	4	9.4	2	3	1	0	1	14	22.9	
Texas Southern	11/28/2022	*	30:05	8-16	.500	5-10	.500	1-2	.500	0	5	5	8.9	1	6	1	1	1	22	22.8	
Seton Hall	12/01/2022	*	31:49	5-13	.385	3-6	.500	2-4	.500	2	11	13	9.3	1	1	3	1	0	15	21.9	
at Missouri	12/10/2022	*	33:25	7-16	.438	3-7	.429	7-8	.875	3	7	10	9.4	3	2	1	0	3	24	22.1	
Indiana	12/17/2022	*	32:51	4-18	.222	1-6	.167	2-2	1.000	2	6	8	9.3	2	1	3	0	2	11	21.1	
Harvard	12/22/2022	*	33:58	10-17	.588	1-6	.167	0-0	.000	2	4	6	9.0	3	2	2	1	1	21	21.1	
Oklahoma St.	12/31/2022	*	35:41	7-17	.412	3-8	.375	3-5	.600	1	3	4	8.6	1	2	1	1	0	20	21.0	
at Texas Tech	01/03/2023	*	38:31	6-16	.375	3-9	.333	1-2	.500	1	5	6	8.4	3	3	1	0	1	16	20.6	
at West Virginia	01/07/2023	*	33:43	4-12	.333	2-6	.333	4-4	1.000	3	11	14	8.8	2	2	4	0	0	14	20.2	
Oklahoma	01/10/2023	*	36:05	3-12	.250	1-2	.500	10-12	.833	3	5	8	8.8	2	1	2	2	0	17	20.0	
Iowa St.	01/14/2023	*	36:42	5-14	.357	1-6	.167	5-7	.714	0	11	11	8.9	2	2	4	2	1	16	19.8	
at Kansas St.	01/17/2023	*	45:00	12-25	.480	3-10	.300	11-12	.917	4	5	9	8.9	2	1	3	2	0	38	20.8	
TCU	01/21/2023	*	35:06	11-21	.524	4-9	.444	4-5	.800	2	5	7	8.8	3	2	3	0	0	30	21.3	
at Baylor	01/23/2023	*	38:28	10-16	.625	3-7	.429	0-0	.000	0	5	5	8.6	4	2	1	1	0	23	21.4	
at Kentucky	01/28/2023	*	38:43	9-18	.500	2-3	.667	2-2	1.000	1	7	8	8.6	1	2	1	0	2	22	21.4	
Kansas St.	01/31/2023	*	38:41	5-15	.333	4-9	.444	6-8	.750	1	7	8	8.5	3	4	5	0	1	20	21.3	
at Iowa St.	02/04/2023	*	39:12	7-16	.438	3-8	.375	9-11	.818	1	8	9	8.6	2	2	4	0	0	26	21.5	
Texas	02/06/2023	*	27:02	1-7	.143	0-1	.000	0-0	.000	0	6	6	8.5	4	2	3	2	0	2	20.7	
at Oklahoma	02/11/2023	*	31:04	7-17	.412	3-4	.750	1-2	.500	0	5	5	8.3	2	5	2	0	5	18	20.6	
at Oklahoma St.	02/14/2023	*	27:10	6-13	.462	1-5	.200	1-3	.333	1	3	4	8.2	3	2	1	0	1	14	20.3	
Baylor	02/18/2023	*	37:35	6-16	.375	0-5	.000	9-10	.900	4	9	13	8.3	2	1	0	0	1	21	20.4	
at TCU	02/20/2023	*	33:05	3-11	.273	0-2	.000	1-2	.500	1	12	13	8.5	4	3	3	0	1	7	19.9	
West Virginia	02/25/2023	*	36:35	4-9	.444	0-1	.000	3-6	.500	2	4	6	8.4	3	2	4	1	0	11	19.6	
Texas Tech	02/28/2023	*	38:28	6-16	.375	0-5	.000	9-10	.900	0	5	5	8.3	0	2	1	2	1	21	19.6	
Totals			30	1053:00	201-482	.417	58-175	.331	129-167	.772	45	204	249	8.3	63	75	67	17	27	589	19.6

## Player Averages

Games Played	Minutes/game	Points/game	FG Pct	3FG Pct	FT Pct	Rebounds/game	Assists/game	Turnovers/game	Assist/Turnover ratio	Steals/game	Blocks/game
30	35.1	19.6	41.7	33.1	77.2	8.3	2.5	2.2	1.1	0.9	0.6

## CAREER STATS

SEASON TEAM	GP-GS	MIN/AVG	FG-FGA	FG%	3FG-3FGA	3FG%	FT-FTA	FT%	Rebounds OFF DEF TOT	AVG	PF-FO	A	TO	BLK	STL	PTS	AVG
2019-20 KU	2-0	3/1.3	0-1	.000	0-1	.000	0-0	.000	0 0 0	0.0	1-0	0	1	0	0	0	0.0
2020-21 KU	29-26	825/28.4	113-273	.414	40-120	.333	75-119	.630	64 166 230	7.9	48-0	58	56	9	12	341	11.8
2021-22 KU	37-27	1088/29.4	149-323	.461	30-114	.263	83-115	.722	59 216 275	7.4	81-1	67	48	15	33	411	11.1
2022-23 KU	30-30	1053/35.1	201-482	.417	58-175	.331	129-167	.772	45 204 249	8.3	63-0	75	67	17	27	589	19.6
TOTAL	98-83	2969/30.3	463-1079	.429	128-410	.312	287-401	.716	168 586 754	7.7	193-1	200	172	41	72	1341	13.7



# MJ RICE

Freshman • G • 6-5 • 220 • Henderson, N.C. • Prolific Prep • Twitter: @MJrice\_1 • IG: @mjrice2

- Made his college debut against North Dakota State (11/10) and had 10 points and four rebounds in 18 minutes.
- A five-star recruit who was a 2022 McDonald's All-American.
- Described as a big-time scorer who has a strong, mature body and is explosive.
- One of three McDonald's All-Americans in the Kansas freshman class along with Gradey Dick and Ernest Udeh Jr.
- Played his prep senior season at Prolific Prep in Napa, California.
- Averaged 20.1 points, 5.3 rebounds and 2.3 assists per game in 2021-22.
- Started his high school career at Durham (N.C.) Academy, then moved to Oak Hill Academy in Virginia in 2020-21 before transferring to Prolific Prep.



### MISCELLANEOUS

	FR
5+ Points	3
10+ Points	2
5+ Rebounds	-
3+ Assists	-
2+ 3PT Field Goals	1
2+ Steals	-
2+ Blocks	-
Led Team in Pts.	-
Led Team in Rebs.	-
Led Team in Assists	-
Led Team in Blocks	1
Led Team in Steals	-

### RICE CAREER HIGHS

Points	19	vs. Texas Southern (11.28.22)
Field Goals	6	vs. Texas Southern (11.28.22)
Field Goal Att.	10	vs. North Dakota State (11.10.22)
3PT Field Goals	2	vs. Texas Southern (11.28.22)
3PT Field Goal Att.	4	vs. Texas Southern (11.28.22)
Free Throws	5	vs. Texas Southern (11.28.22)
Free Throw Att.	6	vs. Texas Southern (11.28.22)
Rebounds	4	(2x) last vs. Oklahoma (2.11.23)
Assists	2	vs. North Dakota State (11.10.22)
Blocks	1	at Kentucky (1.28.23) vs. Harvard (12.22.22)
Steals	1	6x, last vs. Oklahoma (2.11.23)
Minutes	22	vs. Texas Southern (11.28.22)

### 2022-23 GAME-BY-GAME

Opponent	Date	GS	MIN	Total		3-Pointers		Free throws		Rebounds				PF	A	TO	BLK	STL	PTS	AVG
				FG-FGA	PCT	3FG-3FGA	PCT	FT-FTA	PCT	OFF	DEF	TOT	AVG							
North Dakota St.	11/10/2022		18:16	5-10	.500	0-2	.000	0-2	.000	2	2	4	4.0	4	2	1	0	1	10	10.0
Southern Utah	11/18/2022		07:15	0-3	.000	0-1	.000	0-0	.000	0	1	1	2.5	1	0	0	0	0	0	5.0
vs Wisconsin	11/24/2022		02:25	0-0	.000	0-0	.000	0-0	.000	0	0	0	1.7	0	0	0	0	0	0	3.3
vs Tennessee	11/25/2022		13:14	1-5	.200	0-2	.000	0-0	.000	0	0	0	1.3	1	0	0	0	1	2	3.0
Texas Southern	11/28/2022		21:31	6-9	.667	2-4	.500	5-6	.833	1	2	3	1.6	3	0	1	0	0	19	6.2
Seton Hall	12/01/2022		13:25	2-4	.500	0-2	.000	1-2	.500	1	0	1	1.5	2	0	1	0	1	5	6.0
at Missouri	12/10/2022		03:46	0-1	.000	0-1	.000	0-0	.000	0	0	0	1.3	1	0	0	0	0	0	5.1
Indiana	12/17/2022		01:53	0-0	.000	0-0	.000	0-0	.000	0	0	0	1.1	0	0	0	0	0	0	4.5
Harvard	12/22/2022		09:28	1-1	1.000	0-0	.000	2-2	1.000	0	0	0	1.0	2	0	0	1	0	4	4.4
Oklahoma St.	12/31/2022		02:24	0-0	.000	0-0	.000	0-0	.000	0	0	0	0.9	1	0	0	0	1	0	4.0
at Texas Tech	01/03/2023		02:24	0-0	.000	0-0	.000	0-0	.000	0	0	0	0.8	0	1	0	0	0	0	3.6
TCU	01/21/2023		01:50	0-0	.000	0-0	.000	0-0	.000	0	0	0	0.8	0	0	0	0	0	0	3.3
at Baylor	01/23/2023		04:45	1-1	1.000	0-0	.000	0-0	.000	1	1	2	0.8	2	0	3	0	0	2	3.2
at Kentucky	01/28/2023		04:59	0-2	.000	0-1	.000	0-0	.000	0	0	0	0.8	1	0	0	1	0	0	3.0
at Iowa St.	02/04/2023		04:24	0-0	.000	0-0	.000	0-0	.000	0	1	1	0.8	0	0	0	0	0	0	2.8
Texas	02/06/2023		14:34	1-5	.200	0-0	.000	0-0	.000	2	1	3	0.9	2	1	0	0	1	2	2.8
at Oklahoma	02/11/2023		14:03	1-3	.333	0-0	.000	0-0	.000	3	1	4	1.1	1	0	1	0	1	2	2.7
at Oklahoma St.	02/14/2023		02:20	0-0	.000	0-0	.000	0-0	.000	0	0	0	1.1	1	0	1	0	0	0	2.6
at TCU	02/20/2023		03:39	1-2	.500	0-0	.000	0-0	.000	0	1	1	1.1	0	0	1	0	0	2	2.5
West Virginia	02/25/2023		01:47	0-0	.000	0-0	.000	0-0	.000	0	0	0	1.0	0	0	0	0	0	0	2.4
Totals		0	148:23	19-46	.413	2-13	.154	8-12	.667	10	10	20	1.0	22	4	9	2	6	48	2.4

### Player Averages

Games Played	Minutes/ game	Points/ game	FG Pct	3FG Pct	FT Pct	Rebounds/ game	Assists/ game	Turnovers/ game	Assist/Turnover ratio	Steals/ game	Blocks/ game
20	7.4	2.4	41.3	15.4	66.7	1.0	0.2	0.5	0.4	0.3	0.1

### CAREER STATS

				Field Goals		3-Point		F-Throws		Rebounds				Scoring						
SEASON	TEAM	GP-GS	MIN/AVG	FG-FGA	FG%	3FG-3FGA	3FG%	FT-FTA	FT%	OFF	DEF	TOT	AVG	PF-FO	A	TO	BLK	STL	PTS	AVG
2022-23	KU	20-0	148/7.4	19-46	.413	2-13	.154	8-12	.667	10	10	20	1.0	22-0	4	9	2	6	48	2.4
TOTAL		20-0	148/7.4	19-46	.413	2-13	.154	8-12	.667	10	10	20	1.0	22-0	4	9	2	6	48	2.4





# KEVIN MCCULLAR JR.

RS-Senior • G • 6-6 • 210 • San Antonio, Texas • Wagner HS/Texas Tech • Twitter: @Kevin\_McCullar • IG: @kevinmccullarjr

- Will graduate from KU in May 2023 with a bachelor's degree in liberal arts and sciences
- A transfer from Texas Tech who is a redshirt senior at Kansas in 2022-23.
- A two-time All-Big 12 Honorable Mention selection.
- Was a Naismith Defensive Player of the Year semifinalist in 2021-22 while at Texas Tech and in 2022-23 while at Kansas.
- Started the last two seasons for Texas Tech and the final six games of his redshirt freshman year.
- Entered Kansas with 676 points, 351 rebounds, 151 assists and 110 steals.
- A three-time Academic All-Big 12 selection.

## CAREER HONORS

Naismith Defensive Player of the Year Semifinalist (1 of 10)  
Naismith Defensive Player of the Year Watch List (1 of 15)  
Wooden Award Preseason Top 50 Watch List  
Naismith Preseason Player of the Year Watch List (1 of 50)  
Jerry West Shooting Guard of the Year Watch List (2023)  
Preseason All-Big 12 Honorable Mention (2023)  
All-Big 12 Honorable Mention (2022)  
Naismith Defensive Player of the Year Semifinalist (2022)  
Academic All-Big 12 First Team (2022)  
All-Big 12 Honorable Mention (2021)  
Academic All-Big 12 First Team (2021)  
Academic All-Big 12 First Team (2020)

## MISCELLANEOUS

	R-FR	R-SO	R-JR	R-SR	CAREER
Double-Doubles	-	2	1	7	10
10+ Points	8	14	16	19	57
20+ Points	-	-	2	1	3
5+ Rebounds	7	15	14	23	59
10+ Rebounds	1	2	2	8	13
3+ Assists	1	6	18	13	38
3+ 3PT Field Goals	-	1	15	3	9
2+ Steals	8	10	12	19	48
2+ Blocks	1	2	1	5	9
Led Team in Pts. (at KU)	-	-	1	1	
Led Team in Rebs. (at KU)	-	-	10	10	
Led Team in Assists (at KU)	-	-	3	3	
Led Team in Blocks (at KU)	-	-	11	11	
Led Team in Steals (at KU)	-	-	11	12	

## CAREER HIGHS

Points	24	vs. Grambling (11.12.21)
Field Goals	9	vs. Grambling (11.12.21)
Field Goal Att.	18	vs. Grambling (11.12.21)
3PT Field Goals	4	vs. Incarnate Word (11.20.21)
3PT Field Goal Att.	9	vs. Wisconsin (11.24.22)
		vs. Grambling (11.12.21)
Free Throws	12	vs. Texas (2.1.22)
Free Throw Att.	15	vs. Texas (2.1.22)
Rebounds	13	vs. Kansas State (1.31.23)
Assists	8	at Oklahoma State (2.14.23)
Blocks	4	vs. Baylor (1.16.21)
Steals	6	vs. Texas (3.11.21)
Minutes	44	at Kansas (1.24.22)

## 2022-23 GAME-BY-GAME

Opponent	Date	GS	MIN	Total		3-Pointers		Free throws		Rebounds				PF	A	TO	BLK	STL	PTS	AVG
				FG-FGA	PCT	3FG-3FGA	PCT	FT-FTA	PCT	OFF	DEF	TOT	AVG							
Omaha	11/07/2022	*	23:07	3-7	.429	0-1	.000	4-4	1.000	1	2	3	3.0	3	2	3	1	2	10	10.0
North Dakota St.	11/10/2022	*	24:01	3-8	.375	0-1	.000	0-0	.000	3	4	7	5.0	2	1	2	2	2	6	8.0
vs Duke	11/15/2022	*	29:27	5-10	.500	2-4	.500	0-1	.000	2	4	6	5.3	3	2	4	2	1	12	9.3
Southern Utah	11/18/2022	*	31:09	2-6	.333	0-2	.000	1-2	.500	1	7	8	6.0	1	4	5	0	3	5	8.3
vs NC State	11/23/2022	*	33:45	2-6	.333	2-3	.667	4-6	.667	1	10	11	7.0	3	3	2	0	2	10	8.6
vs Wisconsin	11/24/2022	*	36:12	7-16	.438	3-9	.333	1-2	.500	4	5	9	7.3	5	3	1	1	1	18	10.2
vs Tennessee	11/25/2022	*	30:15	2-5	.400	0-3	.000	3-4	.750	0	7	7	7.3	0	0	3	0	2	7	9.7
Seton Hall	12/01/2022	*	35:07	6-10	.600	3-4	.750	2-2	1.000	3	7	10	7.6	2	1	1	0	4	17	10.6
at Missouri	12/10/2022	*	28:17	8-12	.667	2-6	.333	3-3	1.000	1	3	4	7.2	2	3	2	0	5	21	11.8
Indiana	12/17/2022	*	31:39	5-11	.455	1-3	.333	0-0	.000	1	10	11	7.6	3	1	2	1	5	11	11.7
Harvard	12/22/2022	*	32:38	5-12	.417	0-4	.000	4-4	1.000	3	8	11	7.9	2	2	3	2	3	14	11.9
Oklahoma St.	12/31/2022	*	33:01	2-6	.333	2-4	.500	1-2	.500	0	5	5	7.7	4	1	5	1	2	7	11.5
at Texas Tech	01/03/2023	*	27:20	3-9	.333	1-3	.333	0-0	.000	1	1	2	7.2	3	3	1	0	1	7	11.2
at West Virginia	01/07/2023	*	38:05	4-12	.333	2-4	.500	2-2	1.000	1	7	8	7.3	2	2	2	0	3	12	11.2
Oklahoma	01/10/2023	*	31:60	2-6	.333	0-1	.000	4-5	.800	0	8	8	7.3	3	2	3	0	4	8	11.0
Iowa St.	01/14/2023	*	26:37	3-8	.375	0-5	.000	2-2	1.000	1	4	5	7.2	3	1	1	0	3	8	10.8
at Kansas St.	01/17/2023	*	22:57	0-2	.000	0-2	.000	0-2	.000	1	6	7	7.2	5	3	2	0	1	0	10.2
TCU	01/21/2023	*	28:34	5-6	.833	0-0	.000	0-2	.000	2	2	4	7.0	2	1	2	0	1	10	10.2
at Baylor	01/23/2023	*	35:15	3-9	.333	0-3	.000	8-8	1.000	2	10	12	7.3	4	4	2	1	2	14	10.4
at Kentucky	01/28/2023	*	33:56	4-10	.400	1-2	.500	2-3	.667	3	9	12	7.5	3	2	2	1	2	11	10.4
Kansas St.	01/31/2023	*	29:60	2-10	.200	2-3	.667	10-12	.833	3	10	13	7.8	5	4	0	1	2	16	10.7
at Iowa St.	02/04/2023	*	23:19	1-4	.250	0-2	.000	0-1	.000	2	9	11	7.9	4	1	3	1	1	2	10.3
Texas	02/06/2023	*	31:44	3-7	.429	0-2	.000	10-13	.769	0	2	2	7.7	4	6	3	0	0	16	10.5
at Oklahoma	02/11/2023	*	35:05	4-8	.500	0-2	.000	5-7	.714	1	4	5	7.5	2	5	3	0	3	13	10.6
at Oklahoma St.	02/14/2023	*	36:05	6-9	.667	0-1	.000	3-3	1.000	0	3	3	7.4	2	8	0	1	1	15	10.8
Baylor	02/18/2023	*	29:23	2-5	.400	1-4	.250	4-4	1.000	1	7	8	7.4	4	2	0	1	1	9	10.7
at TCU	02/20/2023	*	38:53	6-13	.462	0-2	.000	3-5	.600	0	7	7	7.4	3	3	0	2	1	15	10.9
West Virginia	02/25/2023	*	35:06	5-8	.625	2-4	.500	4-4	1.000	1	3	4	7.3	3	1	3	1	2	16	11.1
Texas Tech	02/28/2023	*	36:48	5-12	.417	2-5	.400	2-2	1.000	1	8	9	7.3	4	0	1	2	1	14	11.2
Totals			29 909:45	108-247	.437	26-89	.292	82-105	.781	40	172	212	7.3	86	71	61	21	61	324	11.2

## Player Averages

Games Played	Minutes/game	Points/game	FG Pct	3FG Pct	FT Pct	Rebounds/game	Assists/game	Turnovers/game	Assist/Turnover ratio	Steals/game	Blocks/game
29	31.4	11.2	43.7	29.2	78.1	7.3	2.4	2.1	1.2	2.1	0.7

## CAREER STATS

		Field Goals				3-Point		F-Throws		Rebounds								Scoring		
SEASON	TEAM	GP-GS	MIN/AVG	FG-FGA	FG%	3FG-3FGA	3FG%	FT-FTA	FT%	OFF	DEF	TOT	AVG	PF-FO	A	TO	BLK	STL	PTS	AVG
2019-20	TTU	29-6	540/18.6	65-127	.512	8-28	.286	37-51	.725	30	63	93	3.2	62-1	21	37	9	35	175	6.0
2020-21	TTU	20-19	606/30.3	72-173	.416	13-46	.283	50-71	.704	30	95	125	6.3	60-0	41	30	16	34	207	10.4
2021-22	TTU	29-24	865/29.8	100-249	.402	28-90	.311	66-91	.725	26	107	133	4.6	78-2	89	57	7	41	294	10.1
2022-23	KU	29-29	910/31.4	108-247	.437	26-89	.292	82-105	.781	40	172	212	7.3	86-3	71	61	21	61	324	11.2
TOTAL FOR KU		29-29	910/31.4	108-247	.437	26-89	.292	82-105	.781	40	172	212	7.3	86-3	71	61	21	61	324	11.2
TOTAL		107-78	2921/27.3	345-796	.433	75-253	.296	235-318	.739	126	437	563	5.3	286-6	222	185	53	171	1000	9.3



# MICHAEL JANKOVICH

(JANG-koh-vitch)

Senior • G • 6-5 • 190 • Dallas, Texas • Jesuit College Prep / Northfield Mount Herman (Mass.) • Twitter: @michael\_jank • IG: @mjankovich

- Will graduate from Kansas in May 2023 with a bachelor's degree in finance.
- An invited walk-on who has played in 30 games while at Kansas, including 10 on Kansas' 2022 NCAA National Championship team, and two in 2022-23.
- Is 10-for-22 FGs for his career, with 9-for-21 from three-point range.
- Academic All-Big 12 selection in 2022.
- Son of former SMU head coach Tim Jankovich, who spent five seasons as an assistant coach on Bill Self's staffs at Illinois and Kansas.
- Lived in Lawrence from ages 4-8 while his father was on the KU staff.

## CAREER HONORS

Academic All-Big 12 Second Team

## MISCELLANEOUS

	FR	SO	JR	SR	CAREER
5+ Minutes	1	-	-	-	1
4+ Points	2	-	-	-	2
3+ Rebounds	-	-	-	-	-
2+ Assists	-	-	-	-	-
2+ 3PT Field Goals	-	-	-	-	-
2+ Steals	-	-	-	-	-
2+ Blocks	-	-	-	-	-
Led Team in Pts.	-	-	-	-	-
Led Team in Rebs.	-	-	-	-	-
Led Team in Assists	-	-	-	-	-
Led Team in Blocks	-	-	-	-	-
Led Team in Steals	-	-	-	-	-

## JANKOVICH CAREER HIGHS

Points	5	vs. Monmouth (11.15.19)
Field Goals	1	8x, last at Oklahoma (2.11.23)
Field Goal Att.	3	vs. Monmouth (11.15.19)
3PT Field Goals	1	8x, last at Oklahoma (2.11.23)
3PT Field Goal Att.	3	vs. Monmouth (11.15.19)
Free Throws	2	vs. Monmouth (11.15.19)
Free Throw Att.	2	vs. Kansas State (1.21.20) vs. Monmouth (11.15.19)
Rebounds	1	3x, last vs. Nevada (12.29.21)
Assists	1	2x last vs. Oklahoma (11.25.19)
Blocks	-	
Steals	1	vs. USC (3.22.21) vs. Chaminade (11.25.19)
Minutes	5	vs. Monmouth (11.15.19)

## 2022-23 GAME-BY-GAME

Opponent	Date	GS	MIN	Total		3-Pointers		Free throws		Rebounds				PF	A	TO	BLK	STL	PTS	AVG
				FG-FGA	PCT	3FG-3FGA	PCT	FT-FTA	PCT	OFF	DEF	TOT	AVG							
Omaha	11/07/2022		01:08	1-1	1.000	0-0	.000	0-0	.000	0	0	0	0.0	0	0	0	0	0	2	2.0
North Dakota St.	11/10/2022		01:47	1-1	1.000	1-1	1.000	0-0	.000	0	0	0	0.0	0	0	0	0	0	3	2.5
vs Tennessee	11/25/2022		03:07	0-0	.000	0-0	.000	0-0	.000	0	0	0	0.0	1	0	0	0	0	0	1.7
Texas Southern	11/28/2022		03:45	0-1	.000	0-1	.000	0-0	.000	0	0	0	0.0	0	0	0	0	0	0	1.3
Seton Hall	12/01/2022		02:21	0-0	.000	0-0	.000	0-0	.000	0	0	0	0.0	0	0	0	0	0	0	1.0
at Missouri	12/10/2022		00:47	1-1	1.000	1-1	1.000	0-0	.000	0	0	0	0.0	0	0	0	0	0	3	1.3
TCU	01/21/2023		02:56	1-1	1.000	1-1	1.000	0-0	.000	0	0	0	0.0	0	0	0	0	0	3	1.6
at Iowa St.	02/04/2023		02:07	0-0	.000	0-0	.000	0-0	.000	0	0	0	0.0	0	0	0	0	0	0	1.4
at Oklahoma	02/11/2023		01:32	1-2	.500	1-2	.500	0-0	.000	0	0	0	0.0	0	0	0	0	1	3	1.6
<b>Totals</b>		<b>0</b>	<b>19:30</b>	<b>5-7</b>	<b>.714</b>	<b>4-6</b>	<b>.667</b>	<b>0-0</b>	<b>.000</b>	<b>0</b>	<b>0</b>	<b>0</b>	<b>0.0</b>	<b>1</b>	<b>0</b>	<b>0</b>	<b>0</b>	<b>1</b>	<b>14</b>	<b>1.6</b>

## Player Averages

Games Played	Minutes/game	Points/game	FG Pct	3FG Pct	FT Pct	Rebounds/game	Assists/game	Turnovers/game	Assist/Turnover ratio	Steals/game	Blocks/game
9	2.2	1.6	71.4	66.7	0.0	0.0	0.0	0.0	0.0	0.1	0.0

## CAREER STATS

SEASON TEAM	GP-GS	MIN/AVG	Field Goals		3-Point		F-Throws		Rebounds				Scoring						
			FG-FGA	FG%	3FG-3FGA	3FG%	FT-FTA	FT%	OFF	DEF	TOT	AVG	PF-FO	A	TO	BLK	STL	PTS	AVG
2019-20 KU	10-0	27/2.7	3-7	.429	3-7	.429	3-4	.750	1	0	1	0.1	2-0	1	3	0	1	12	1.2
2020-21 KU	1-0	2/2.4	0-1	.000	0-1	.000	0-0	.000	0	0	0	0.0	1-0	0	0	0	1	0	0.0
2021-22 KU	10-0	16/1.6	2-7	.286	2-7	.286	0-0	.000	1	1	2	0.2	3-0	0	0	0	0	6	0.6
2022-23 KU	9-0	20/2.2	5-7	.714	4-6	.667	0-0	.000	0	0	0	0.0	1-0	0	0	0	1	14	1.6
<b>TOTAL</b>	<b>30-0</b>	<b>65/2.2</b>	<b>10-22</b>	<b>.455</b>	<b>9-21</b>	<b>.429</b>	<b>3-4</b>	<b>.750</b>	<b>2</b>	<b>1</b>	<b>3</b>	<b>0.1</b>	<b>7-0</b>	<b>1</b>	<b>3</b>	<b>0</b>	<b>3</b>	<b>32</b>	<b>1.1</b>





# ZACH CLEMENCE

Sophomore • F • 6-10 • 225 • San Antonio, Texas • Sunrise Christian Academy (Kan.) • Twitter: @BIGZTEXAS • IG: @zachary\_clemence

- Had a solid freshman season where he appeared in 24 games in Kansas' 2022 NCAA National Championship season.
- A great shooter and being 6-foot-10, can play multiple positions and be a tough matchup
- Played his junior and senior seasons at Sunrise Academy in Bel Aire, Kansas, which is near Wichita.
- Was ranked No. 34 by ESPN100, No. 35 by Rivals.com and No. 40 by 247Sports.com following his senior high school season.
- Grew up on a ranch before moving away to play prep basketball.
- Attended Bill Self Basketball Camp and one of his counselors was 2021-22 super-senior Mitch Lightfoot.

## CAREER HONORS

2023 CSC Academic All-District

## MISCELLANEOUS

	FR.	SO.	CAREER
Double-Doubles	-	-	-
10+ Points	1	1	2
20+ Points	-	-	-
5+ Rebounds	2	-	2
3+ Assists	1	-	1
2+ 3PT Field Goals	1	1	2
2+ Steals	1	1	2
2+ Blocks	1	1	2
Led Team in Pts.	-	-	-
Led Team in Rebs.	-	-	-
Led Team in Assists	-	-	-
Led Team in Blocks	1	1	2
Led Team in Steals	-	1	1

## CLEMENCE CAREER HIGHS

Points	11	vs. Stony Brook (11.18.21)
Field Goals	3	vs. Oklahoma (1.10.23) vs. Stony Brook (11.18.21)
Field Goal Att.	8	vs. Stony Brook (11.18.21)
3PT Field Goals	2	vs. Oklahoma (1.10.23) vs. Stony Brook (11.18.21)
3PT Field Goal Att.	5	vs. Wisconsin (11.24.22)
Free Throws	3	vs. Stony Brook (11.18.21)
Free Throw Att.	4	4x, last vs. Missouri (12.11.21)
Rebounds	6	vs. Oklahoma State (2.14.22) vs. Stony Brook (11.18.21)
Assists	3	vs. Texas Southern (3.17.22)
Blocks	3	vs. Kansas State (1.31.23)
Steals	2	vs. Michigan State (11.9.21)
Minutes	15	vs. Kansas State (1.31.23)

## 2022-23 GAME-BY-GAME

Opponent	Date	GS	MIN	Total		3-Pointers		Free throws		Rebounds				PF	A	TO	BLK	STL	PTS	AVG
				FG-FGA	PCT	3FG-3FGA	PCT	FT-FTA	PCT	OFF	DEF	TOT	AVG							
Omaha	11/07/2022		04:31	0-0	.000	0-0	.000	0-0	.000	1	2	3	3.0	1	0	0	0	0	0.0	
North Dakota St.	11/10/2022		06:26	0-3	.000	0-2	.000	0-0	.000	0	2	2	2.5	2	0	0	0	0	0.0	
vs Wisconsin	11/24/2022		12:36	0-6	.000	0-5	.000	0-0	.000	1	2	3	2.7	1	1	1	0	0	0.0	
vs Tennessee	11/25/2022		02:59	0-0	.000	0-0	.000	0-0	.000	1	0	1	2.3	0	0	0	0	0	0.0	
Texas Southern	11/28/2022		10:10	0-1	.000	0-1	.000	0-0	.000	0	0	0	1.8	1	0	1	0	0	0.0	
Seton Hall	12/01/2022		05:58	0-1	.000	0-1	.000	0-0	.000	0	1	1	1.7	1	0	0	1	0	0.0	
at Missouri	12/10/2022		02:34	0-0	.000	0-0	.000	0-0	.000	0	0	0	1.4	0	0	0	0	0	0.0	
Indiana	12/17/2022		01:53	0-0	.000	0-0	.000	0-0	.000	0	0	0	1.3	0	0	1	0	0	0.0	
Harvard	12/22/2022		04:59	0-1	.000	0-0	.000	0-0	.000	1	2	3	1.4	0	0	0	1	0	0.0	
Oklahoma St.	12/31/2022		04:41	0-0	.000	0-0	.000	0-0	.000	0	0	0	1.3	0	0	0	0	0	0.0	
at West Virginia	01/07/2023		03:11	1-1	1.000	0-0	.000	0-0	.000	0	0	0	1.2	2	0	0	0	0	2 0.2	
Oklahoma	01/10/2023		11:30	3-6	.500	2-2	1.000	2-3	.667	3	0	3	1.3	3	0	0	0	0	10 1.0	
Iowa St.	01/14/2023		01:51	1-1	1.000	0-0	.000	0-2	.000	0	0	0	1.2	0	0	0	0	0	2 1.1	
at Kansas St.	01/17/2023		06:25	1-2	.500	0-0	.000	0-0	.000	0	2	2	1.3	1	0	1	0	0	2 1.1	
TCU	01/21/2023		07:27	1-3	.333	0-1	.000	0-0	.000	1	2	3	1.4	0	0	0	0	0	2 1.2	
Kansas St.	01/31/2023		15:27	2-4	.500	1-2	.500	0-1	.000	0	3	3	1.5	1	1	1	3	2	5 1.4	
at Iowa St.	02/04/2023		00:21	0-0	.000	0-0	.000	0-0	.000	0	0	0	1.4	0	0	0	1	0	0 1.4	
Totals		0	102:58	9-29	.310	3-14	.214	2-6	.333	8	16	24	1.4	13	2	5	6	2	23 1.4	

## Player Averages

Games Played	Minutes/ game	Points/ game	FG Pct	3FG Pct	FT Pct	Rebounds/ game	Assists/ game	Turnovers/ game	Assist/Turnover ratio	Steals/ game	Blocks/ game
17	6.1	1.4	31.0	21.4	33.3	1.4	0.1	0.3	0.4	0.1	0.4

## CAREER STATS

			Field Goals		3-Point		F-Throws		Rebounds				Scoring							
SEASON	TEAM	GP-GS	MIN/AVG	FG-FGA	FG%	3FG-3FGA	3FG%	FT-FTA	FT%	OFF	DEF	TOT	AVG	PF-FO	A	TO	BLK	STL	PTS	AVG
2021-22	KU	24-0	117/4.9	15-40	.375	6-22	.273	14-29	.483	17	27	44	1.8	21-0	10	6	7	8	50	2.1
2022-23	KU	17-0	103/6.1	9-29	.310	3-14	.214	2-6	.333	8	16	24	1.4	13-0	2	5	6	2	23	1.4
TOTAL		41-0	220/5.4	24-69	.348	9-36	.250	16-35	.457	25	43	68	1.7	34-0	12	11	13	10	73	1.8



# DILLON WILHITE

RS-Freshman • F • 6-9 • 240 • San Diego, Calif. • Cathedral Catholic HS • Twitter: @dillonwhilite • IG: @dillon.wilHITE

- Made his collegiate debut against North Dakota State (11/10).
- Was a redshirt for Kansas' 2021-22 NCAA National Championship season.
- Comes from an athletic family as his sisters play volleyball at Georgetown, his father, who grew up in Lawrence, played golf at TCU and he has three cousins who played college football and an aunt who played college golf.
- In 2020-21, averaged 18 points and 12 rebounds per game for Cathedral Catholic which went 17-3.
- Played two sports – basketball and volleyball – in high school.
- His cousin Brent Brennan is the head football coach at San Jose State University.
- Grandmother, Joanie WilHITE Stephens, has worked at Kansas Athletics for 38 years, including 25 years in the men's basketball office.
- Enjoys photography, surfing, golf and travel. Still plays beach volleyball.
- As a youth, attended numerous Kansas Bill Self Basketball Camps.

# 22

## MISCELLANEOUS

	FR
5+ Minutes	-
5+ Points	-
10+ Points	-
5+ Rebounds	-
1+ Assists	-
1+ 3PT Field Goals	-
1+ Steals	-
1+ Blocks	-
Led Team in Pts.	-
Led Team in Rebs.	-
Led Team in Assists	-
Led Team in Blocks	-
Led Team in Steals	-

## WILHITE CAREER HIGHS

Points	-
Field Goals	-
Field Goal Att.	-
3PT Field Goals	-
3PT Field Goal Att.	-
Free Throws	-
Free Throw Att.	-
Rebounds	1 at Oklahoma (2.11.23)
Assists	-
Blocks	-
Steals	-
Minutes	2 vs. Texas Southern (11.28.22) vs. North Dakota State (11.10.22) at Oklahoma (2.11.23)

## 2022-23 GAME-BY-GAME

Opponent	Date	GS	MIN	Total FG-FGA	PCT	3-Pointers 3FG-3FGA	PCT	Free throws FT-FTA	PCT	Rebounds OFF DEF TOT AVG	PF	A	TO	BLK	STL	PTS	AVG
North Dakota St.	11/10/2022		01:47	0-0	.000	0-0	.000	0-0	.000	0 0 0 0.0	1	0	0	0	0	0	0.0
Texas Southern	11/28/2022		01:42	0-0	.000	0-0	.000	0-0	.000	0 0 0 0.0	0	0	0	0	0	0	0.0
Seton Hall	12/01/2022		01:14	0-0	.000	0-0	.000	0-0	.000	0 0 0 0.0	2	0	0	0	0	0	0.0
at Missouri	12/10/2022		00:47	0-0	.000	0-0	.000	0-0	.000	0 0 0 0.0	0	0	0	0	0	0	0.0
at Oklahoma	02/11/2023		01:32	0-0	.000	0-0	.000	0-0	.000	0 1 1 0.2	0	0	1	0	0	0	0.0
<b>Totals</b>		<b>0</b>	<b>07:02</b>	<b>0-0</b>	<b>.000</b>	<b>0-0</b>	<b>.000</b>	<b>0-0</b>	<b>.000</b>	<b>0 1 1 0.2</b>	<b>3</b>	<b>0</b>	<b>1</b>	<b>0</b>	<b>0</b>	<b>0</b>	<b>0.0</b>

## Player Averages

Games Played	Minutes/game	Points/game	FG Pct	3FG Pct	FT Pct	Rebounds/game	Assists/game	Turnovers/game	Assist/Turnover ratio	Steals/game	Blocks/game
5	1.4	0.0	0.0	0.0	0.0	0.2	0.0	0.2	0.0	0.0	0.0

## CAREER STATS

SEASON TEAM	GP-GS	MIN/AVG	Field Goals FG-FGA FG%	3-Point 3FG-3FGA 3FG%	F-Throws FT-FTA FT%	Rebounds OFF DEF TOT AVG	PF-FO	A	TO	BLK	STL	PTS	AVG
2022-23 KU	5-0	7/1.4	0-0 .000	0-0 .000	0-0 .000	0 1 1 0.2	3-0	0	1	0	0	0	0.0
<b>TOTAL</b>	<b>5-0</b>	<b>7/1.4</b>	<b>0-0 .000</b>	<b>0-0 .000</b>	<b>0-0 .000</b>	<b>0 1 1 0.2</b>	<b>3-0</b>	<b>0</b>	<b>1</b>	<b>0</b>	<b>0</b>	<b>0</b>	<b>0.0</b>



MISCELLANEOUS

	FR.
Double-Doubles	-
10+ Points	1
20+ Points	-
5+ Rebounds	3
10+ Rebounds	-
2+ Assists	-
1+ 3PT Field Goals	-
2+ Steals	2
2+ Blocks	3
Led Team in Pts.	-
Led Team in Rebs.	-
Led Team in Assists	-
Led Team in Blocks	5
Led Team in Steals	1

UDEH JR. CAREER HIGHS

Points	10	vs. Seton Hall (12.1.22)
Field Goals	4	vs. Seton Hall (12.1.22)
		vs. North Dakota State (11.10.22)
		at Oklahoma (2.11.23)
Field Goal Att.	5	vs. North Dakota State (11.10.22)
3PT Field Goals	-	
3PT Field Goal Att.	-	
Free Throws	2	vs. Seton Hall (12.1.22)
Free Throw Att.	2	7x, last vs. Baylor (2.18.23)
Rebounds	6	vs Kansas State (1.31.23)
Assists	1	8x, last vs. Texas Tech (2.28.23)
Blocks	4	vs. Duke (11.15.22)
Steals	3	at TCU (2.20.23)
Minutes	14	vs. Omaha (11.7.22)

# ERNEST UDEH JR.

Freshman • C • 6-11 • 240 • Orlando, Fla. • Dr. Phillips HS • Twitter: @ernestudehjr • IG: @ernestudehjr

- Made his KU debut vs. Omaha (11/7) with five points, five rebounds and one blocked shot.
- A McDonald's All-American following his senior season at Dr. Phillips High School in Orlando, Florida.
- Averaged 13.1 points and 9.2 rebounds per game his senior season in 2021-22.
- Recorded 10.1 points, 9.8 rebounds and 1.9 blocked shots per game as a junior at Dr. Phillips HS in winning the state title
- Had 13 rebounds and six blocked shots in the 2021 state championship game.
- Ranked No. 23 by ESPN100, No. 31 by 247sports.com and No. 32 by Rivals.com.

2022-23 GAME-BY-GAME

Opponent	Date	GS	MIN	Total		3-Pointers		Free throws		Rebounds				PF	A	TO	BLK	STL	PTS	AVG
				FG-FGA	PCT	3FG-3FGA	PCT	FT-FTA	PCT	OFF	DEF	TOT	AVG							
Omaha	11/07/2022		14:22	2-3	.667	0-0	.000	1-2	.500	1	4	5	5.0	2	0	1	1	1	5	5.0
North Dakota St.	11/10/2022		11:31	4-5	.800	0-0	.000	0-0	.000	1	3	4	4.5	1	0	1	1	0	8	6.5
vs Duke	11/15/2022		13:08	0-1	.000	0-0	.000	0-0	.000	0	1	1	3.3	1	0	0	4	0	0	4.3
Southern Utah	11/18/2022		05:02	0-1	.000	0-0	.000	0-0	.000	1	1	2	3.0	0	0	0	0	0	0	3.3
vs NC State	11/23/2022		08:59	1-2	.500	0-0	.000	0-0	.000	0	0	0	2.4	1	1	0	0	0	2	3.0
vs Tennessee	11/25/2022		07:14	0-0	.000	0-0	.000	0-0	.000	0	2	2	2.3	0	0	1	0	1	0	2.5
Texas Southern	11/28/2022		07:25	0-1	.000	0-0	.000	0-2	.000	4	1	5	2.7	2	0	1	0	0	0	2.1
Seton Hall	12/01/2022		12:10	4-4	1.000	0-0	.000	2-2	1.000	1	1	2	2.6	2	1	0	0	1	10	3.1
at Missouri	12/10/2022		02:55	0-0	.000	0-0	.000	0-0	.000	0	0	0	2.3	1	1	0	0	0	0	2.8
Indiana	12/17/2022		01:45	0-0	.000	0-0	.000	0-0	.000	0	0	0	2.1	0	0	0	0	0	0	2.5
Harvard	12/22/2022		01:21	0-0	.000	0-0	.000	0-0	.000	0	0	0	1.9	0	0	0	0	0	0	2.3
Oklahoma St.	12/31/2022		00:01	0-0	.000	0-0	.000	0-0	.000	0	0	0	1.8	0	0	0	0	1	0	2.1
TCU	01/21/2023		06:53	0-0	.000	0-0	.000	1-2	.500	0	2	2	1.8	3	0	0	1	2	1	2.0
at Baylor	01/23/2023		04:40	0-0	.000	0-0	.000	0-0	.000	0	0	0	1.6	1	0	1	0	0	0	1.9
at Kentucky	01/28/2023		11:46	2-2	1.000	0-0	.000	0-0	.000	0	2	2	1.7	2	0	0	0	1	4	2.0
Kansas St.	01/31/2023		09:57	1-1	1.000	0-0	.000	1-2	.500	3	3	6	1.9	4	0	0	3	1	3	2.1
at Iowa St.	02/04/2023		06:42	0-0	.000	0-0	.000	1-2	.500	1	1	2	1.9	2	0	2	0	1	1	2.0
Texas	02/06/2023		08:31	3-3	1.000	0-0	.000	0-1	.000	2	0	2	1.9	2	1	0	0	1	6	2.2
at Oklahoma	02/11/2023		17:22	4-4	1.000	0-0	.000	0-1	.000	2	2	4	2.1	1	1	1	2	2	8	2.5
at Oklahoma St.	02/14/2023		13:32	1-1	1.000	0-0	.000	0-0	.000	0	2	2	2.1	5	1	1	0	2	2	2.5
Baylor	02/18/2023		06:42	2-2	1.000	0-0	.000	1-2	.500	0	1	1	2.0	0	0	0	1	0	5	2.6
at TCU	02/20/2023		14:19	3-3	1.000	0-0	.000	0-0	.000	1	0	1	2.0	3	1	0	1	3	6	2.8
West Virginia	02/25/2023		02:56	0-0	.000	0-0	.000	0-0	.000	0	1	1	1.9	2	0	2	0	0	0	2.7
Texas Tech	02/28/2023		06:31	1-1	1.000	0-0	.000	0-0	.000	1	0	1	1.9	2	1	0	0	0	2	2.6
Totals		0	195:44	28-34	.824	0-0	.000	7-16	.438	18	27	45	1.9	37	8	11	14	17	63	2.6

Player Averages

Games Played	Minutes/ game	Points/ game	FG Pct	3FG Pct	FT Pct	Rebounds/ game	Assists/ game	Turnovers/ game	Assist/Turnover ratio	Steals/ game	Blocks/ game
24	8.2	2.6	82.4	0.0	43.8	1.9	0.3	0.5	0.7	0.7	0.6

CAREER STATS

				Field Goals		3-Point		F-Throws		Rebounds				Scoring						
SEASON	TEAM	GP-GS	MIN/AVG	FG-FGA	FG%	3FG-3FGA	3FG%	FT-FTA	FT%	OFF	DEF	TOT	AVG	PF-FO	A	TO	BLK	STL	PTS	AVG
2022-23	KU	24-0	196/8.2	28-34	.824	0-0	.000	7-16	.438	18	27	45	1.9	37-1	8	11	14	17	63	2.6
TOTAL		24-0	196/8.2	28-34	.824	0-0	.000	7-16	.438	18	27	45	1.9	37-1	8	11	14	17	63	2.6



# KJ ADAMS JR.

Sophomore • F • 6-7 • 225 • Austin, Texas • Westlake HS • Twitter: @kj\_atx • IG: @kjadams

- Has started every game in 2022-23.
- Had a solid freshman season where he played in 37 games with one start in Kansas' 2022 NCAA National Championship season.
- Was named to the 2022 Big 12 All-Freshman Team by the conference coaches.
- A solid defender used in lock down situations, including the final 4.3 second of the NCAA title game against North Carolina.
- Had a solid prep career at Westlake High School going 63-4 in his final two seasons.
- Parents (football and basketball) and sister (volleyball) all played NCAA Division I sports.



## CAREER HONORS

Big 12 Player of the Week (1.16.23)  
2022 Big 12 All-Freshman Team

## MISCELLANEOUS

	FR.	SO.	CAREER
Double-Doubles	-	-	-
10+ Points	-	17	17
5+ Rebounds	-	15	15
10+ Rebounds	-	-	-
2+ Assists	1	17	18
2+ 3PT Field Goals	-	-	-
2+ Steals	-	7	7
2+ Blocks	2	5	7
Led Team in Pts.	-	1	1
Led Team in Rebs.	-	3	3
Led Team in Assists	-	2	2
Led Team in Blocks	-	12	12
Led Team in Steals	1	3	4

## ADAMS JR. CAREER HIGHS

Points	22	vs. Oklahoma (1.10.23)
Field Goals	9	at Missouri (12.10.22)
Field Goal Att.	13	vs. Oklahoma (1.10.23) at Texas Tech (1.3.23)
3PT Field Goals	-	
3PT Field Goal Att.	1	3x, last vs West Virginia (2.25.23)
Free Throws	6	vs. Oklahoma (1.10.23) at West Virginia (1.7.23)
Free Throw Att.	10	at Kansas State (1.17.23)
Rebounds	9	vs. Omaha (11.7.22)
Assists	5	vs. West Virginia (2.25.23)
Blocks	3	vs. Southern Utah (11.18.22)
Steals	4	vs. Harvard (12.22.22)
Minutes	37	vs. West Virginia (2.25.23)

## 2022-23 GAME-BY-GAME

Opponent	Date	GS	MIN	Total		3-Pointers		Free throws		Rebounds				PF	A	TO	BLK	STL	PTS	AVG	
				FG-FGA	PCT	3FG-3FGA	PCT	FT-FTA	PCT	OFF	DEF	TOT	AVG								
Omaha	11/07/2022	*	28:44	2-4	.500	0-1	.000	0-2	.000	8	1	9	9.0	1	4	0	1	0	4	4.0	
North Dakota St.	11/10/2022	*	16:55	2-4	.500	0-0	.000	0-2	.000	0	2	2	5.5	2	1	1	0	0	4	4.0	
vs Duke	11/15/2022	*	19:50	4-4	1.000	0-0	.000	0-1	.000	0	2	2	4.3	4	2	3	2	1	8	5.3	
Southern Utah	11/18/2022	*	32:46	4-4	1.000	0-0	.000	0-1	.000	2	4	6	4.8	3	3	0	3	0	8	6.0	
vs NC State	11/23/2022	*	24:39	4-7	.571	0-0	.000	0-0	.000	2	3	5	4.8	5	0	2	0	0	8	6.4	
vs Wisconsin	11/24/2022	*	32:24	2-2	1.000	0-0	.000	2-4	.500	3	3	6	5.0	4	1	2	0	1	6	6.3	
vs Tennessee	11/25/2022	*	22:26	2-7	.286	0-0	.000	0-3	.000	6	1	7	5.3	1	3	2	0	2	4	6.0	
Texas Southern	11/28/2022	*	26:17	4-6	.667	0-0	.000	2-3	.667	0	2	2	4.9	1	4	2	1	0	10	6.5	
Seton Hall	12/01/2022	*	16:10	4-5	.800	0-0	.000	3-3	1.000	0	0	0	4.3	4	3	2	1	3	11	7.0	
at Missouri	12/10/2022	*	32:15	9-11	.818	0-0	.000	1-2	.500	3	3	6	4.5	2	3	3	1	2	19	8.2	
Indiana	12/17/2022	*	25:53	4-6	.667	0-0	.000	3-3	1.000	1	1	2	4.3	3	2	1	1	2	11	8.5	
Harvard	12/22/2022	*	31:15	5-8	.625	0-0	.000	0-0	.000	3	4	7	4.5	3	1	1	2	4	10	8.6	
Oklahoma St.	12/31/2022	*	23:22	6-6	1.000	0-0	.000	2-3	.667	3	1	4	4.5	4	1	4	0	1	14	9.0	
at Texas Tech	01/03/2023	*	30:39	7-13	.538	0-0	.000	0-0	.000	4	1	5	4.5	2	2	2	1	1	14	9.4	
at West Virginia	01/07/2023	*	29:31	4-9	.444	0-0	.000	6-8	.750	3	0	3	4.4	5	0	1	2	0	14	9.7	
Oklahoma	01/10/2023	*	27:24	8-13	.615	0-0	.000	6-7	.857	3	3	6	4.5	4	0	0	2	1	22	10.4	
Iowa St.	01/14/2023	*	31:06	6-9	.667	0-0	.000	3-5	.600	3	3	6	4.6	3	2	2	1	1	15	10.7	
at Kansas St.	01/17/2023	*	33:31	6-6	1.000	0-0	.000	5-10	.500	2	0	2	4.4	5	4	2	0	0	17	11.1	
TCU	01/21/2023	*	23:24	1-6	.167	0-0	.000	2-2	1.000	3	2	5	4.5	4	2	3	1	0	4	10.7	
at Baylor	01/23/2023	*	28:31	1-5	.200	0-0	.000	2-2	1.000	2	1	3	4.4	2	1	1	1	0	4	10.4	
at Kentucky	01/28/2023	*	24:36	8-10	.800	0-0	.000	1-1	1.000	1	1	2	4.3	4	3	1	0	2	17	10.7	
Kansas St.	01/31/2023	*	18:16	4-6	.667	0-0	.000	0-1	.000	2	1	3	4.2	3	1	1	1	0	8	10.5	
at Iowa St.	02/04/2023	*	32:57	3-6	.500	0-0	.000	1-2	.500	1	3	4	4.2	0	3	1	1	0	7	10.4	
Texas	02/06/2023	*	30:16	4-7	.571	0-0	.000	2-2	1.000	7	1	8	4.4	1	0	2	1	0	10	10.4	
at Oklahoma	02/11/2023	*	21:06	5-6	.833	0-0	.000	0-2	.000	0	3	3	4.3	3	1	4	1	0	10	10.4	
at Oklahoma St.	02/14/2023	*	20:06	6-9	.667	0-0	.000	3-4	.750	1	3	4	4.3	4	1	0	0	0	15	10.5	
Baylor	02/18/2023	*	33:18	5-6	.833	0-0	.000	7-9	.778	1	3	4	4.3	2	3	1	1	0	17	10.8	
at TCU	02/20/2023	*	25:41	2-8	.250	0-1	.000	2-3	.667	1	5	6	4.4	4	2	4	0	1	6	10.6	
West Virginia	02/25/2023	*	37:04	6-10	.600	0-1	.000	1-3	.333	3	3	6	4.4	3	5	0	0	2	13	10.7	
Texas Tech	02/28/2023	*	33:29	2-4	.500	0-0	.000	3-6	.500	1	7	8	4.5	1	1	1	1	1	7	10.6	
Totals			30	813:51	130-207	.628	0-3	.000	57-94	.606	69	67	136	4.5	87	59	49	26	25	317	10.6

## Player Averages

Games Played	Minutes/game	Points/game	FG Pct	3FG Pct	FT Pct	Rebounds/game	Assists/game	Turnovers/game	Assist/Turnover ratio	Steals/game	Blocks/game
30	27.1	10.6	62.8	0.0	60.6	4.5	2.0	1.6	1.2	0.8	0.9

## CAREER STATS

				Field Goals		3-Point		F-Throws		Rebounds									Scoring	
SEASON	TEAM	GP-GS	MIN/AVG	FG-FGA	FG%	3FG-3FGA	3FG%	FT-FTA	FT%	OFF	DEF	TOT	AVG	PF-FO	A	TO	BLK	STL	PTS	AVG
2021-22	KU	37-1	179/4.8	13-25	.520	0-1	.000	12-20	.600	20	10	30	0.8	20-0	10	7	8	2	38	1.0
2022-23	KU	30-30	814/27.1	130-207	.628	0-3	.000	57-94	.606	69	67	136	4.5	87-3	59	49	26	25	317	10.6
TOTAL		67-31	993/14.8	143-232	.616	0-4	.000	69-114	.605	89	77	166	2.5	107-3	69	56	34	27	355	5.3





# CAM MARTIN

Super-Senior • F • 6-9 • 230 • Yukon, Okla. • Yukon HS • Twitter: @Cam\_martin31 • IG: @cam\_martin31

- Made his Kansas debut at Missouri (12/10).
- Was a redshirt for Kansas' NCAA National Championship during the 2021-22 season.
- Came to Kansas with 2,155 career points, 876 rebounds, 108 blocks and 67 steals.
- Two-time MIAA all-conference first team his junior and senior seasons while at Missouri Southern State.
- Finalist for the 2021 Bevo Francis Small College Basketball Player of the Year Award after being named first-team All-MIAA, All-Region and All-American while also being a member of the MIAA All-Tournament Team.
- Only player in Southern's history to score 700 or more points twice in a single-season with 720 in 2018-19 and 746 in 2019-20.
- Ended as Missouri Southern's second-leading career scorer with 2,040 points.
- Graduated from Missouri Southern State in May 2021 and is will graduate from KU in May 2023 with a sport management master's.

## CAREER HONORS

D2CCA All-America Second Team (2021)  
All-MIAA First Team (2021)  
MIAA Academic Honor Roll (2021)  
Bevo Francis Small College Basketball Player of the Year  
Finalist (2020)  
D2CCA All-America Second Team (2020)  
MIAA Tournament All-Tournament Team (2020)  
All-MIAA First Team (2020)  
MIAA Academic Honor Roll (2020)  
D2CCA All-America Third Team (2019)  
All-MIAA First Team (2019)  
MIAA Academic Honor Roll (2019)

## MISCELLANEOUS

### KU CAREER

Double-Doubles	-
10+ Points	-
20+ Points	-
5+ Rebounds	-
10+ Rebounds	-
3+ Assists	-
3+ 3PT Field Goals	-
2+ Steals	-
2+ Blocks	-
Led Team in Pts.	-
Led Team in Rebs.	-
Led Team in Assists	-
Led Team in Blocks	-
Led Team in Steals	-

## MARTIN CAREER HIGHS

Points	54	at Missouri Western (2.22.20)
Field Goals	18	at Minnesota State (11.10.18)
Field Goal Att.	27	at Missouri Western (2.22.20) vs. Missouri Western (2.15.20)
3PT Field Goals	9	vs. Washburn (3.16.19)
3PT Field Goal Att.	11	vs. Pittsburg State (2.20.21) at Missouri Western (2.22.20)
Free Throws	17	vs. Missouri Western (2.15.20) vs. Upper Iowa (12.18.19)
Free Throw Att.	21	at Pittsburg State (1.9.21)
Rebounds	21	vs. Lincoln (2.4.21)
Assists	7	at Newman (11.21.20) at Nebraska-Kearney (1.6.20) vs. Fort Hays State (2.9.19)
Blocks	5	vs. Northeastern State (1.29.20)
Steals	4	Northwest Missouri State (2.2.21)
Minutes	41	vs. Central Oklahoma (2.27.21)

## 2022-23 GAME-BY-GAME

Opponent	Date	GS	MIN	Total		3-Pointers		Free throws		Rebounds				PF		A		BLK		STL		PTS		AVG
				FG-FGA	PCT	3FG-3FGA	PCT	FT-FTA	PCT	OFF	DEF	TOT	AVG	PF	A	TO	BLK	STL	PTS					
at Missouri	12/10/2022		02:16	0-1	.000	0-0	.000	0-0	.000	0	0	0	0.0	0	0	0	0	0	0	0	0	0.0		
Indiana	12/17/2022		01:53	1-1	1.000	1-1	1.000	0-0	.000	0	0	0	0.0	1	0	0	0	0	0	3	1.5			
Oklahoma St.	12/31/2022		02:27	1-1	1.000	0-0	.000	0-0	.000	1	0	1	0.3	1	0	0	0	0	0	2	1.7			
at Texas Tech	01/03/2023		03:52	1-1	1.000	0-0	.000	0-0	.000	1	0	1	0.5	0	0	0	0	0	0	2	1.8			
Totals		0	10:28	3-4	.750	1-1	1.000	0-0	.000	2	0	2	0.5	2	0	0	0	0	7	1.8				

## Player Averages

Games Played	Minutes/ game	Points/ game	FG Pct	3FG Pct	FT Pct	Rebounds/ game	Assists/ game	Turnovers/ game	Assist/Turnover ratio	Steals/ game	Blocks/ game
4	2.6	1.8	75.0	100.0	0.0	0.5	0.0	0.0	0.0	0.0	0.0

## CAREER STATS

				Field Goals		3-Point		F-Throws		Rebounds												Scoring	
SEASON	TEAM	GP-GS	MIN/AVG	FG-FGA	FG%	3FG-3FGA	3FG%	FT-FTA	FT%	OFF	DEF	TOT	AVG	PF-FO	A	TO	BLK	STL	PTS	AVG			
2017-18	JSU	28-0	273/9.8	38-74	.514	11-26	.423	28-45	.622	17	56	73	2.6	48-0	20	21	4	3	115	4.1			
2018-19	MSSU	32-32	911/28.5	239-393	.608	31-89	.348	211-257	.821	69	241	310	9.7	113-9	46	82	35	16	720	22.5			
2019-20	MSSU	31-30	921/29.7	261-449	.581	34-95	.358	190-235	.809	70	214	284	9.2	101-5	61	95	46	20	746	24.1			
2020-21	MSSU	23-23	803/34.9	209-361	.579	49-110	.445	107-145	.738	18	191	209	9.1	59-2	76	85	23	28	574	25.0			
2022-23	KU	4-0	10/2.6	3-4	.750	1-1	1.000	0-0	.000	2	0	2	0.5	2-0	0	0	0	0	7	1.8			
TOTAL FOR KU		4-0	10/2.6	3-4	.750	1-1	1.000	0-0	.000	2	0	2	0.5	2-0	0	0	0	0	7	1.8			
TOTAL		118-85	2918/24.7	750-1281	.585	126-321	.393	536-682	.786	176	702	878	7.4	323-16	203	283	108	67	2162	18.3			

ZUBY EJIOFOR

Freshman • F • 6-9 • 235 • Garland, Texas • Garland HS • Twitter: @Zubyejiofor • IG: @zubyejiofor

- A TABC 6A All-State selection his senior year at Garland High School in 2021-22.
- Averaged 21.7 points, 13.0 rebounds, 3.9 blocked shots and 1.9 steals per game for Garland HS in 2021-22.
- Garland posted a 26-2 record and won its district going 14-0 his senior season.
- Averaged 21.0 points and 13.0 rebounds for Garland HS as a junior in 2020-21.
- Ended prep career ranked No. 44 by Rivals.com, No. 52 by 247sports.com and No. 75 by ESPN100.

2022-23 GAME-BY-GAME

Opponent	Date	GS	MIN	Total		3-Pointers		Free throws		Rebounds				PF	A	TO	BLK	STL	PTS	AVG
				FG-FGA	PCT	3FG-3FGA	PCT	FT-FTA	PCT	OFF	DEF	TOT	AVG							
Omaha	11/07/2022		03:53	0-0	.000	0-0	.000	0-0	.000	0	3	3	3.0	1	0	1	1	0	0	0.0
North Dakota St.	11/10/2022		06:57	1-2	.500	0-0	.000	1-2	.500	4	3	7	5.0	1	1	0	1	0	3	1.5
vs Duke	11/15/2022		09:39	1-2	.500	0-0	.000	0-0	.000	2	3	5	5.0	2	0	2	2	0	2	1.7
Southern Utah	11/18/2022		04:56	1-1	1.000	0-0	.000	0-0	.000	0	2	2	4.3	2	0	2	1	0	2	1.8
vs NC State	11/23/2022		04:32	0-0	.000	0-0	.000	0-0	.000	1	0	1	3.6	1	0	0	0	0	0	1.4
vs Tennessee	11/25/2022		01:28	0-0	.000	0-0	.000	0-0	.000	0	0	0	3.0	0	0	0	1	0	0	1.2
Texas Southern	11/28/2022		10:45	1-1	1.000	0-0	.000	0-2	.000	2	3	5	3.3	0	0	1	1	1	2	1.3
Seton Hall	12/01/2022		08:03	0-0	.000	0-0	.000	2-2	1.000	1	0	1	3.0	2	0	0	0	1	2	1.4
at Missouri	12/10/2022		02:02	0-1	.000	0-0	.000	0-0	.000	0	3	3	3.0	1	0	1	0	0	0	1.2
Indiana	12/17/2022		12:14	4-5	.800	0-0	.000	0-0	.000	1	1	2	2.9	1	0	0	1	0	8	1.9
Harvard	12/22/2022		02:25	0-1	.000	0-0	.000	0-0	.000	0	0	0	2.6	0	0	0	1	1	0	1.7
Oklahoma St.	12/31/2022		09:30	2-4	.500	0-0	.000	0-0	.000	1	2	3	2.7	1	0	0	0	0	4	1.9
at Texas Tech	01/03/2023		05:29	0-0	.000	0-0	.000	0-0	.000	0	1	1	2.5	0	1	0	2	0	0	1.8
at West Virginia	01/07/2023		04:03	0-0	.000	0-0	.000	0-0	.000	0	2	2	2.5	1	0	1	1	0	0	1.6
Oklahoma	01/10/2023		01:06	0-0	.000	0-0	.000	0-0	.000	0	0	0	2.3	0	0	0	0	0	0	1.5
Iowa St.	01/14/2023		07:03	0-0	.000	0-0	.000	0-0	.000	0	0	0	2.2	2	0	1	1	0	0	1.4
at Kansas St.	01/17/2023		05:04	0-0	.000	0-0	.000	1-2	.500	0	0	0	2.1	0	0	1	0	0	1	1.4
TCU	01/21/2023		02:56	0-0	.000	0-0	.000	0-0	.000	0	0	0	1.9	0	0	1	0	0	0	1.3
at Kentucky	01/28/2023		03:38	1-1	1.000	0-0	.000	0-0	.000	1	0	1	1.9	2	0	0	0	0	2	1.4
at Oklahoma	02/11/2023		01:32	0-0	.000	0-0	.000	0-0	.000	1	0	1	1.9	0	1	0	0	0	0	1.3
at Oklahoma St.	02/14/2023		07:58	1-1	1.000	0-0	.000	0-0	.000	0	1	1	1.8	0	1	1	0	0	2	1.3
Totals		0	115:13	12-19	.632	0-0	.000	4-8	.500	14	24	38	1.8	17	4	12	13	3	28	1.3

Player Averages

Games Played	Minutes/ game	Points/ game	FG Pct	3FG Pct	FT Pct	Rebounds/ game	Assists/ game	Turnovers/ game	Assist/Turnover ratio	Steals/ game	Blocks/ game
21	5.5	1.3	63.2	0.0	50.0	1.8	0.2	0.6	0.3	0.1	0.6

CAREER STATS

				Field Goals		3-Point		F-Throws		Rebounds									Scoring	
SEASON TEAM	GP-GS	MIN	AVG	FG-FGA	FG%	3FG-3FGA	3FG%	FT-FTA	FT%	OFF	DEF	TOT	AVG	PF-FO	A	TO	BLK	STL	PTS	AVG
2022-23	KU	21-0	115/5.5	12-19	.632	0-0	.000	4-8	.500	14	24	38	1.8	17-0	4	12	13	3	28	1.3
TOTAL		21-0	115/5.5	12-19	.632	0-0	.000	4-8	.500	14	24	38	1.8	17-0	4	12	13	3	28	1.3



MISCELLANEOUS

	FR
Double-Doubles	-
10+ Points	-
20+ Points	-
5+ Rebounds	3
10+ Rebounds	-
2+ Assists	-
1+ 3PT Field Goals	-
2+ Steals	-
2+ Blocks	2
Led Team in Pts.	-
Led Team in Rebs.	-
Led Team in Assists	-
Led Team in Blocks	3
Led Team in Steals	-

EJIOFOR CAREER HIGHS

Points	8	vs. Indiana (12.17.22)
Field Goals	4	vs. Indiana (12.17.22)
Field Goal Att.	5	vs. Indiana (12.17.22)
3PT Field Goals	-	
3PT Field Goal Att.	-	
Free Throws	2	vs. Seton Hall (12.1.22)
Free Throw Att.	2	4x, last at Kansas State (1.17.23)
Rebounds	7	vs. North Dakota State (11.10.22)
Assists	1	4x, last at Oklahoma St. (2.14.23)
Blocks	2	at Texas Tech (1.3.23) vs. Duke (11.15.22)
Steals	1	3x, last vs. Harvard (12.22.22)
Minutes	12	vs. Indiana (12.17.22)



## WILDER EVERS

Freshman • G • 6-3 • 190 • Birmingham, Ala. • Oak Mountain HS • Twitter: @EversWilder • IG: @wilderevers

- A walk-on from Birmingham, Alabama, who will provide depth at the guard spots.
- Comes from a family with Kansas ties as his brother plays baseball for KU and his parents competed in track and field at KU.
- Helped lead Oak Mountain High School to three consecutive trips to Alabama's 7A state quarterfinals, including Final Four appearances in 2020 and 2021 and a state title in 2021
- The 2021 state championship was the first in Oak Mountain history
- A two-time all-county selection his junior and senior seasons
- Played for Chris Love at Oak Mountain
- Averaged 11.8 points, 4.3 rebounds and 3.0 assists per game his senior season.



## CHARLIE MCCARTHY

Sophomore • G • 6-2 • 195 • Rancho Mirage, Calif. • Shadow Hills HS • IG: @chmac13

- A member of Kansas' 2022 NCAA National Championship team.
- Comes from a KU family as both parents are two of 23 family members who have graduated from KU with many still residing in the Lawrence, Kansas City and Salina, Kansas, areas.
- Averaged 12.0 points, 8.0 rebounds, 5.0 assists and 1.5 steals per game in 2020-21 at Shadow Hills HS in Indio, Calif.
- Averaged 11.5 points per game his junior year at Palm Desert HS in Palm Desert, Calif., where his team advanced to state.
- Earned all-league honors his junior and senior seasons.
- His father, Kent, played baseball at KU.
- Has an older sister, Annie, who attends KU, and a younger sister, Molly, who is a freshman on the KU volleyball team.
- Great grandfather was Howard Engleman, who played basketball at KU for coach Phog Allen and had his KU jersey retired in 2003.
- As a youth, attended numerous Kansas Bill Self Basketball Camps.



2022-23 OVERALL STATS

Game Records

Record	Overall	Home	Away	Neutral
ALL GAMES	25-5	15-1	7-3	3-1
CONFERENCE	13-4	8-1	5-3	0-0
NON-CONFERENCE	12-1	7-0	2-0	3-1

Score by Periods

Team	1st	2nd	OT	TOT
Kansas	1119	1149	16	2284
Opponents	980	1044	16	2040

Team Box Score

No.	Player				Total		3-Point		F-Throw		Rebounds											
		GP-GS	MIN	AVG	FG-FGA	FG%	3FG-3FGA	3FG%	FT-FTA	FT%	OFF	DEF	TOT	AVG	PF	DQ	A	TO	BLK	STL	PTS	AVG
10	WILSON, Jalen	30-30	1053:00	35.1	201-482	.417	58-175	.331	129-167	.772	45	204	249	8.3	63	0	75	67	17	27	589	19.6
4	DICK, Grady	30-30	978:05	32.6	148-334	.443	71-175	.406	69-81	.852	28	121	149	5.0	67	1	51	39	8	45	436	14.5
15	MCCULLAR, Kevin	29-29	909:45	31.4	108-247	.437	26-89	.292	82-105	.781	40	172	212	7.3	86	3	71	61	21	61	324	11.2
24	ADAMS, JR., KJ	30-30	813:51	27.1	130-207	.628	0-3	.000	57-94	.606	69	67	136	4.5	87	3	59	49	26	25	317	10.6
3	HARRIS, Dajuan	30-30	1015:38	33.9	107-222	.482	27-63	.429	21-32	.656	18	53	71	2.4	51	1	187	57	12	60	262	8.7
1	YESUFU, Joseph	29-1	341:51	11.8	39-112	.348	18-63	.286	10-13	.769	1	30	31	1.1	27	0	11	13	0	13	106	3.7
23	UDEH JR., Ernest	24-0	195:44	8.2	28-34	.824	0-0	.000	7-16	.438	18	27	45	1.9	37	1	8	11	14	17	63	2.6
0	PETTIFORD, Bobby	26-0	332:18	12.8	30-51	.588	3-9	.333	4-6	.667	7	25	32	1.2	24	0	42	32	1	5	67	2.6
11	RICE, MJ	20-0	148:23	7.4	19-46	.413	2-13	.154	8-12	.667	10	10	20	1.0	22	0	4	9	2	6	48	2.4
31	MARTIN, Cam	4-0	10:28	2.6	3-4	.750	1-1	1.000	0-0	.000	2	0	2	0.5	2	0	0	0	0	0	7	1.8
20	JANKOVICH, Michael	9-0	19:30	2.2	5-7	.714	4-6	.667	0-0	.000	0	0	0	0.0	1	0	0	0	0	1	14	1.6
21	CLEMENCE, Zach	17-0	102:58	6.1	9-29	.310	3-14	.214	2-6	.333	8	16	24	1.4	13	0	2	5	6	2	23	1.4
35	EJIOFOR, Zubey	21-0	115:13	5.5	12-19	.632	0-0	.000	4-8	.500	14	24	38	1.8	17	0	4	12	13	3	28	1.3
5	CUFFE, JR., Kyle	2-0	06:13	3.1	0-2	.000	0-0	.000	0-2	.000	1	0	1	0.5	0	0	0	0	0	0	0	0.0
22	WILHITE, Dillon	5-0	07:02	1.4	0-0	.000	0-0	.000	0-0	.000	0	1	1	0.2	3	0	0	1	0	0	0	0.0
Team											40	40	80					10				
Total		30	6050		839-1796	.467	213-611	.349	393-542	.725	301	790	1091	36.4	500	9	514	366	120	265	2284	76.1
Opponents		30	6050		720-1750	.411	198-626	.316	402-558	.720	318	729	1047	34.9	483	6	324	434	87	181	2040	68.0

Team Statistics

	KU	OPP
Scoring	2284	2040
Points per game	76.1	68.0
Scoring margin	+8.1	-
Field goals-att	839-1796	720-1750
Field goal pct	.467	.411
3 point fg-att	213-611	198-626
3-point FG pct	.349	.316
3-pt FG made per game	7.1	6.6
Free throws-att	393-542	402-558
Free throw pct	.725	.720
F-Throws made per game	13.1	13.4
Rebounds	1091	1047
Rebounds per game	36.4	34.9
Rebounding margin	+1.5	-
Assists	514	324
Assists per game	17.1	10.8
Turnovers	366	434
Turnovers per game	12.2	14.5
Turnover margin	+2.3	-
Assist/turnover ratio	1.4	0.7
Steals	265	181
Steals per game	8.8	6.0
Blocks	120	87
Blocks per game	4.0	2.9
Winning streak	7	-
Home win streak	5	-
Attendance	260800	127899
Home games-Avg/Game	16-16300	10-12790
Neutral site-Avg/Game	-	4-5077

Team Results

Date	Opponent		Score	Att.
11/07/2022	Omaha	W	89-64	16300
11/10/2022	North Dakota St.	W	82-59	16300
11/15/2022	vs Duke	W	69-64	15828
11/18/2022	Southern Utah	W	82-76	16300
11/23/2022	vs NC State	W	80-74	1275
11/24/2022	vs Wisconsin	Wot	69-68	1185
11/25/2022	vs Tennessee	L	50-64	2018
11/28/2022	Texas Southern	W	87-55	16300
12/01/2022	Seton Hall	W	91-65	16300
12/10/2022	at Missouri	W	95-67	15061
12/17/2022	Indiana	W	84-62	16300
12/22/2022	Harvard	W	68-54	16300
12/31/2022	Oklahoma St.	W	69-67	16300
01/03/2023	at Texas Tech	W	75-72	14385
01/07/2023	at West Virginia	W	76-62	14135
01/10/2023	Oklahoma	W	79-75	16300
01/14/2023	Iowa St.	W	62-60	16300
01/17/2023	at Kansas St.	Lot	82-83	11000
01/21/2023	TCU	L	60-83	16300
01/23/2023	at Baylor	L	69-75	10219
01/28/2023	at Kentucky	W	77-68	20418
01/31/2023	Kansas St.	W	90-78	16300
02/04/2023	at Iowa St.	L	53-68	14267
02/06/2023	Texas	W	88-80	16300
02/11/2023	at Oklahoma	W	78-55	9418
02/14/2023	at Oklahoma St.	W	87-76	11165
02/18/2023	Baylor	W	87-71	16300
02/20/2023	at TCU	W	63-58	7831
02/25/2023	West Virginia	W	76-74	16300
02/28/2023	Texas Tech	W	67-63	16300

2022-23 CONFERENCE ONLY STATS

Game Records

Record	Overall	Home	Away	Neutral
ALL GAMES	13-4	8-1	5-3	0-0
CONFERENCE	13-4	8-1	5-3	0-0
NON-CONFERENCE	0-0	0-0	0-0	0-0

Score by Periods

Team	1st	2nd	OT	TOT
Kansas	607	644	10	1261
Opponents	603	586	11	1200

Team Box Score

No.	Player				Total		3-Point		F-Throw		Rebounds											
		GP-GS	MIN	AVG	FG-FGA	FG%	3FG-3FGA	3FG%	FT-FTA	FT%	OFF	DEF	TOT	AVG	PF	DQ	A	TO	BLK	STL	PTS	AVG
10	WILSON, Jalen	17-17	608:08	35.8	103-253	.407	31-97	.320	77-99	.778	24	109	133	7.8	42	0	38	42	13	12	314	18.5
4	DICK, Gradey	17-17	568:49	33.5	78-187	.417	36-100	.360	46-53	.868	17	70	87	5.1	44	1	29	24	6	25	238	14.0
24	ADAMS, JR., KJ	17-17	479:41	28.2	76-129	.589	0-2	.000	45-69	.652	40	40	80	4.7	50	2	29	29	14	8	197	11.6
15	MCCULLAR, Kevin	17-17	540:12	31.8	56-134	.418	12-47	.255	58-74	.784	17	96	113	6.6	57	2	47	31	11	29	182	10.7
3	HARRIS, Dajuan	17-17	610:44	35.9	66-139	.475	21-45	.467	9-16	.563	10	32	42	2.5	23	0	100	31	6	33	162	9.5
1	YESUFU, Joseph	16-0	190:56	11.9	20-63	.317	10-38	.263	6-7	.857	0	20	20	1.3	17	0	7	6	0	9	56	3.5
21	CLEMENCE, Zach	8-0	50:52	6.4	9-17	.529	3-5	.600	2-6	.333	4	7	11	1.4	7	0	1	2	4	2	23	2.9
23	UDEH JR., Ernest	12-0	98:06	8.2	15-15	1.000	0-0	.000	4-10	.400	10	12	22	1.8	25	1	5	7	8	13	34	2.8
31	MARTIN, Cam	2-0	06:19	3.2	2-2	1.000	0-0	.000	0-0	.000	2	0	2	1.0	1	0	0	0	0	0	4	2.0
20	JANKOVICH, Michael	3-0	06:35	2.2	2-3	.667	2-3	.667	0-0	.000	0	0	0	0.0	0	0	0	0	0	1	6	2.0
0	PETTIFORD, Bobby	15-0	166:15	11.1	13-27	.481	2-7	.286	2-3	.667	3	15	18	1.2	13	0	16	17	0	3	30	2.0
11	RICE, MJ	10-0	52:10	5.2	4-11	.364	0-0	.000	0-0	.000	6	5	11	1.1	7	0	2	6	0	3	8	0.8
35	EJIOFOR, Zuby	9-0	44:41	5.0	3-5	.600	0-0	.000	1-2	.500	2	6	8	0.9	4	0	3	5	4	0	7	0.8
22	WILHITE, Dillon	1-0	01:32	1.5	0-0	.000	0-0	.000	0-0	.000	0	1	1	1.0	0	0	0	1	0	0	0	0.0
Team											26	22	48					6				
Total		17	3425		447-985	.454	117-344	.340	250-339	.737	161	435	596	35.1	290	6	277	207	66	138	1261	74.2
Opponents		17	3425		422-1002	.421	117-346	.338	239-322	.742	185	420	605	35.6	287	4	182	228	47	105	1200	70.6

Team Statistics

	KU	OPP
Scoring	1261	1200
Points per game	74.2	70.6
Scoring margin	+3.6	-
Field goals-att	447-985	422-1002
Field goal pct	.454	.421
3 point fg-att	117-344	117-346
3-point FG pct	.340	.338
3-pt FG made per game	6.9	6.9
Free throws-att	250-339	239-322
Free throw pct	.737	.742
F-Throws made per game	14.7	14.1
Rebounds	596	605
Rebounds per game	35.1	35.6
Rebounding margin	-0.5	-
Assists	277	182
Assists per game	16.3	10.7
Turnovers	207	228
Turnovers per game	12.2	13.4
Turnover margin	+1.2	-
Assist/turnover ratio	1.3	0.8
Steals	138	105
Steals per game	8.1	6.2
Blocks	66	47
Blocks per game	3.9	2.8
Winning streak	7	-
Home win streak	5	-
Attendance	146700	92420
Home games-Avg/Game	9-16300	8-11553
Neutral site-Avg/Game	-	0-0

Team Results

Date	Opponent		Score	Att.
12/31/2022	Oklahoma St.	W	69-67	16300
01/03/2023	at Texas Tech	W	75-72	14385
01/07/2023	at West Virginia	W	76-62	14135
01/10/2023	Oklahoma	W	79-75	16300
01/14/2023	Iowa St.	W	62-60	16300
01/17/2023	at Kansas St.	Lot	82-83	11000
01/21/2023	TCU	L	60-83	16300
01/23/2023	at Baylor	L	69-75	10219
01/31/2023	Kansas St.	W	90-78	16300
02/04/2023	at Iowa St.	L	53-68	14267
02/06/2023	Texas	W	88-80	16300
02/11/2023	at Oklahoma	W	78-55	9418
02/14/2023	at Oklahoma St.	W	87-76	11165
02/18/2023	Baylor	W	87-71	16300
02/20/2023	at TCU	W	63-58	7831
02/25/2023	West Virginia	W	76-74	16300
02/28/2023	Texas Tech	W	67-63	16300

## 2022-23 INDIVIDUAL SUPERLATIVES

CATEGORY	KANSAS	OPPONENT
Points Scored	38 by Jalen Wilson at Kansas State (1.17.23)	29 by Marcus Carr of Texas (2.6.23)
Total Field Goals	12 by Jalen Wilson at Kansas State (1.17.23) 12 by Jalen Wilson vs. Southern Utah (11.18.22)	10, by Marcus Carr of Texas (2.6.23) 10, by Kalib Boone of Oklahoma State (2.14.23)
Total FGs Attempted	26 by Jalen Wilson vs. Duke (11.15.22)	27 by Tevian Jones of Southern Utah (11.18.22)
Highest FG% (5 made)	100.0 (6-6) by KJ Adams Jr. at Kansas State (1.17.23) 100.0 (6-6) by KJ Adams Jr. vs. Oklahoma State (12.31.22)	87.5 (7-8) by Shahada Wells of TCU (1.21.23)
Highest FG% (10 made)	58.8 (10-17) by Jalen Wilson vs. Harvard (12.22.22) 58.8 (10-17) by Gradey Dick at Oklahoma State (2.14.23)	66.7 (10-15) by Kalib Boone at Oklahoma State (2.14.23)
3-Point Field Goals	6 by Gradey Dick vs. NC State (11.23.22)	7 by Bryce Thompson of Oklahoma State (12.31.22)
3-Pt. FGs Attempted	12 by Gradey Dick vs. NC State (11.23.22)	14 by Santiago Vescovi of Tennessee (11.25.22)
3-Point FG% (min. 3 made)	100.0 (5-5) by Dajuan Harris Jr. at Texas Tech (1.3.23)	80.0 (4-5) by Maizen Fausett of Southern Utah (11.18.22)
Free Throws	11 by Jalen Wilson at Kansas State (1.17.23)	8 by Keyontae Johnson of Kansas State (1.17.23) 8 by Desi Sills of Kansas State (1.17.23)
Free Throws Attempted	14 by Jalen Wilson vs. Wisconsin (11.24.22)	12 by Kalib Boone of Oklahoma State (2.14.23)
Free Throw % (min. 5 made)	100.0 (8-8) by Kevin McCullar Jr. vs. Baylor (1.23.23)	100.0 (6-6) by Pop Isaacs of Texas Tech (2.28.23) 100.0 (6-6) by Grant Sherfield of Oklahoma (1.10.23)
Offensive Rebounds	8 by KJ Adams Jr. vs. Omaha (11.7.22)	7 by Fardaws Aimaq of Texas Tech (2.28.23)
Defensive Rebounds	14 by Jalen Wilson vs. Wisconsin (11.24.22)	12 by Jaylon Tyson of Texas Tech (2.28.23)
Total Rebounds	14 by Jalen Wilson at West Virginia (1.7.23) 14 by Jalen Wilson vs. Wisconsin (11.24.22)	18 by Fardaws Aimaq (2.28.23)
Assists	11 by Dajuan Harris Jr. at Kansas State (1.17.23)	10 by Tamin Lipsey of Iowa State (2.4.23)
Turnovers	5, 3x, last by Gradey Dick at Iowa State (2.4.23)	7 by Kadary Richmond of Seton Hall (12.1.22)
Blocked Shots	4 by Ernest Udeh Jr. vs. Duke (11.15.22)	9 by Trayce Jackson-Davis of Indiana (12.17.22)
Steals	6 by Dajuan Harris Jr. vs. West Virginia (2.25.23)	5 by Carson Wallace of Kentucky (1.28.23)
Minutes Played (including OT)	45 by Jalen Wilson at Kansas State (1.17.23)	43 by Max Klesmit of Wisconsin (11.24.22)

## TEAM SUPERLATIVES

KANSAS HIGH	KANSAS LOW	CATEGORY	OPPONENT HIGH	OPPONENT LOW
95 vs. Missouri (12.10.22)	50 vs. Tennessee (11.25.22)	Points	83 by TCU (1.21.23) 83 by Kansas State (1.17.23)	54 by Harvard (12.22.22)
55 (2nd) vs. Baylor (2.18.23)	21 (1st) at Iowa State (2.4.23)	Points/Half	48 (1st) by TCU (1.21.23)	20 (1st) by Wisconsin (11.24.22)
10 at Kansas State (1.17.23)	6 vs. Wisconsin (11.24.22)	Points/OT	11 by Kansas State (1.17.23)	5 by Wisconsin (11.24.22)
36 vs. Omaha (11.7.22)	17 at Iowa State (2.4.23) 17 vs. Tennessee (11.25.22)	Field Goals	31 by TCU (1.21.23)	20 by West Virginia (1.7.23) 20 by Indiana (12.17.22)
72 vs. North Dakota State (11.10.22)	44 at Iowa State (2.4.23)	Field Goal Attempts	74 by Southern Utah (11.18.22)	48 by Seton Hall (12.1.22)
57.4 (35-61) at Missouri (12.10.22)	32.1 (17-53) vs. Tennessee (11.25.22)	Field Goal Percentage	54.4 (31-57) by TCU (1.21.23)	35.1 (20-57) by West Virginia (1.7.23)
13 vs. Texas Southern (11.28.22)	2 vs. Texas (2.6.23)	3-Point Field Goals	13 by Oklahoma State (12.31.22)	2 by Kentucky (1.28.23) 2 by Oklahoma (1.10.23)
29, 3x, last at Kansas State (1.17.23)	10, 2x, last at Oklahoma (2.11.23)	3-Point Field Goal Attempts	32 by North Dakota State (11.10.22)	13 by Kentucky (1.28.23)
47.8 (11-23) vs. Oklahoma State (12.31.22)	15.8 (3-19) vs. Duke (11.15.22)	3-Point Field Goal Percentage	53.3 (8-15) by TCU (1.21.23)	11.8 (2-17) by Oklahoma (1.10.23)
31 vs. Oklahoma (1.10.23)	2 at Texas Tech (1.3.23)	Free Throws Made	26 by Kansas State (1.17.23)	5 by Harvard (12.22.22) 5 by Texas Southern (11.28.22)
39 vs. Oklahoma (1.10.23)	4 at Texas Tech (1.3.23)	Free Throw Attempts	33 by Kansas State (1.17.23)	9 by Texas Southern (11.28.22)
100.0 (16-16) vs. Baylor (1.23.23)	50.0 (2-4) at Texas Tech (1.3.23)	Free Throw Percentage	83.3 (10-12) by Texas Tech (1.3.23)	35.7 (5-14) by Harvard (12.22.22)
100.0 (8-8) vs. Harvard (12.22.22)	50.0 (5-10) vs. North Dakota State (11.10.22)			
16 vs. Omaha (11.7.22)	4 vs. Texas Tech (2.28.23)	Offensive Rebounds	21 by Duke (11.15.22)	4 by Kentucky (1.28.23)
36 vs. Wisconsin (11.24.22)	17 vs. Tennessee (11.25.22)	Defensive Rebounds	35 by Southern Utah (11.18.22)	16 by Seton Hall (12.1.22)
50 vs. Wisconsin (11.24.22)	27 vs. Tennessee (11.25.22)	Rebounds	46 by Duke (11.15.22)	25 by Texas Southern (11.28.22)
25 at Kansas State (1.17.23)	11 at Texas Tech (1.3.23) 11 vs. Texas Southern (11.28.22)	Fouls	24 by Kansas State (1.17.23)	6 by Texas Tech (1.3.23)
3 at Kansas State (1.17.23)	0, 22x, last vs. Texas Tech (2.28.23)	DQs	1, 7x, last by Oklahoma (2.11.23)	0, 22x, last by Texas Tech (2.28.23)
26 at Oklahoma State (2.14.23)	10 vs. Oklahoma (1.10.23)	Assists	18 by TCU (1.21.23)	5 by Oklahoma (2.11.23)
20 at Iowa State (2.4.23)	4 vs. Baylor (2.18.23)	Turnovers	24, 2x, last by Oklahoma (2.11.22)	6 by Wisconsin (11.24.22)
13 vs. vs. Duke (11.15.22)	0 vs. NC State (11.23.22)	Blocked Shots	9 by Indiana (12.17.22)	0, 3x, last by Texas Tech (2.28.23)
17 vs. Indiana (12.17.22)	5, 3x, last at Iowa State (2.4.23)	Steals	12 by Kansas State (1.17.23)	1 by Baylor (2.18.23)



2022-23 INDIVIDUAL LEADERS GAME-BY-GAME

OPPONENT	SCORE	W/L	POINTS	REBOUNDS	ASSISTS	STEALS	BLOCKS
OMAHA (11/7)	89-64	W	23-Gradey Dick	11-Jalen Wilson	8-Dajuan Harris	2-Dick, McCullar, Pettiford	1-Adams, Harris, McCullar, Ejifor
NORTH DAKOTA STATE (11/10)	82-59	W	21-Jalen Wilson	9-Jalen Wilson	8-Dajuan Harris	2-Harris, Pettiford	2-Harris, McCullar
vs. Duke (11/15)	69-64	W	25-Jalen Wilson	11-Jalen Wilson	10-Dajuan Harris	1-Adams, Dick, McCullar, Wilson, Yesufu	4-Udeh
SOUTHERN UTAH (11/18)	82-76	W	33-Jalen Wilson	8-Kevin McCullar	4-Wilson, McCullar	4-Dajuan Harris	3-KJ Adams
vs. NC State (11/23)	80-74	W	25-Gradey Dick	11-Wilson, McCullar	6-Dajuan Harris	3-Dajuan Harris	-
vs. Wisconsin (11/24)	69-69 (OT)	W	29-Jalen Wilson	14-Jalen Wilson	7-Dajuan Harris	3-Dajuan Harris	1-Harris, McCullar
vs. Tennessee (11/25)	50-64	L	14-Wilson, Yesufu	7-Adams, McCullar	3-Wilson, Adams	2-Adams, Harris, McCullar	1-Zuby Ejiofor
TEXAS SOUTHERN (11/28)	87-55	W	22-Jalen Wilson	6-Gradey Dick	9-Dajuan Harris	3-Dick, Harris	1-Adams, Ejiofor, Wilson
SETON HALL (12/1)	91-65	W	17-Kevin McCullar	13-Jalen Wilson	7-Dajuan Harris	4-Kevin McCullar	1- Adams, Clemence, Wilson
at Missouri (12/10)	95-67	W	24-Jalen Wilson	10-Jalen Wilson	9-Dajuan Harris	5-Kevin McCullar	1-KJ Adams
INDIANA (12/17)	84-62	W	20-Gradey Dick	11-Kevin McCullar	10-Dajuan Harris	5-Dick, McCullar	1-Adams, Dick, Ejiofor, McCullar
HARVARD (12/22)	68-54	W	21-Jalen Wilson	11-Kevin McCullar	4-Dajuan Harris	4-KJ Adams	2-Adams, McCullar
OKLAHOMA STATE (12/31)	69-67	W	20-Jalen Wilson	9-Gradey Dick	9-Dajuan Harris	2-Kevin McCullar	1-McCullar, Wilson
at Texas Tech (1/3)	75-72	W	18-Dajuan Harris	8-Gradey Dick	6-Bobby Pettiford	3-Gradey Dick	2-Zuby Ejiofor
at West Virginia (1/7)	76-62	W	16-Gradey Dick	14-Jalen Wilson	4-Dajuan Harris	3-Kevin McCullar	2-KJ Adams
OKLAHOMA (1/10)	79-75	W	22-KJ Adams	8-McCullar, Wilson	5-Dajuan Harris	4-Kevin McCullar	2-Adams, Wilson
IOWA STATE (1/14)	62-60	W	21-Gradey Dick	11-Jalen Wilson	6-Dajuan Harris	3-Kevin McCullar	2-Harris, Wilson
at Kansas State (1/17)	82-83 (OT)	L	38-Jalen Wilson	9-Jalen Wilson	11-Dajuan Harris	4-Gradey Dick	2-Dick, Wilson
TCU (1/21)	60-83	L	30-Jalen Wilson	7-Jalen Wilson	8-Dajuan Harris	2-Harris, Udeh	1-Adams, Dick, Udeh
at Baylor (1/23)	69-75	L	24-Gradey Dick	12-Kevin McCullar	4-Harris, McCullar	2-Kevin McCullar	1-Wilson, Adams, Harris, McCullar
at Kentucky (1/28)	77-68	W	22-Jalen Wilson	12-Kevin McCullar	8-Dajuan Harris	2-Adams, Dick, McCullar, Wilson	1-McCullar, Rice
KANSAS STATE (1/31)	90-78	W	20-Jalen Wilson	13- Kevin McCullar	4- Wilson, McCullar	2- McCullar, Clemence	3- Udeh, Clemence
at Iowa State (2/4)	53-68	L	26-Jalen Wilson	11-Kevin McCullar	3-Harris, Adams, Pettiford	2-Dajuan Harris	1-Adams, Harris, McCullar, Clemence
TEXAS (2/6)	88-80	W	21-Gradey Dick	8-KJ Adams Jr.	6-Kevin McCullar	4-Dajuan Harris	2-Jalen Wilson
at Oklahoma (2/11)	78-55	W	18-Jalen Wilson	5-Wilson, Dick, McCullar	5-Wilson, McCullar	5-Jalen Wilson	2-Ernest Udeh
at Oklahoma State (2/14)	87-76	W	26-Gradey Dick	5-Gradey Dick	9-Dajuan Harris	3-Joseph Yesufu	1-Kevin McCullar
BAYLOR (2/18)	87-71	W	21-Jalen Wilson	13-Jalen Wilson	9-Dajuan Harris	2-Harris, Dick	1-Adams, McCullar, Udeh
at TCU (2/20)	63-58	W	19-Gradey Dick	13-Jalen Wilson	8-Dajuan Harris	3-Ernest Udeh Jr.	2-Kevin McCullar
WEST VIRGINIA (2/25)	76-74	W	17- Dajuan Harris	6- Dick, Wilson, Adams Jr.	6- Dajuan Harris	6- Dajuan Harris	1- Wilson, McCullar
TEXAS TECH (2/28)	67-63	W	21-Jalen Wilson	9-Kevin McCullar	5-Dajuan Harris	2-Dajuan Harris	2-Wilson, Dick, McCullar

2022-23 LEAD/DEFICIT BREAKDOWN GAME-BY-GAME

Opponent	FIRST HALF SCORE			SECOND HALF SCORE			FINAL SCORE			LARGEST TIMES		LEAD	TIME LED	MIN. (40 max)
	KU	OPP	MARGIN	KU	OPP	MARGIN	KU	OPP	MARGIN	LEAD	DEFICIT	TIED	CHANGES	
OMAHA (11/7)	46	33	+13	43	31	+12	89	64	+25	28	2	2	2	37:54
NORTH DAKOTA STATE (11/10)	48	19	+29	34	40	(6)	82	59	+23	34	-	-	-	38:55
vs. Duke (11/15)	33	29	+4	36	35	+1	69	64	+5	11	6	3	11	23:06
SOUTHERN UTAH (11/18)	41	39	+2	41	37	+4	76	82	+6	8	6	4	25	22:43
vs. NC State (11/23)	39	31	+8	41	43	(2)	80	74	+6	9	3	10	5	25:52
vs. Wisconsin (11/24) (OT)	33	20	+13	30	43	(13)	69	68	+1	15	3	8	10	33:15
vs. Tennessee (11/25)	25	33	(8)	25	31	(6)	50	64	(14)	-	18	-	-	-
TEXAS SOUTHERN (11/28)	40	25	+15	47	30	+17	87	55	+32	34	2	-	1	38:34
SETON HALL (12/1)	40	29	+11	51	36	+15	91	65	+26	31	1	2	2	37:31
at Missouri (12/10)	50	33	+17	45	34	+11	95	67	+28	29	2	2	1	37:50
INDIANA (12/17)	44	29	+15	40	33	+7	84	62	+22	24	-	-	-	38:46
HARVARD (12/22)	32	23	+9	36	31	+5	68	54	+14	14	4	7	3	24:58
OKLAHOMA STATE (12/31)	30	45	(15)	39	22	+17	69	67	+2	3	15	5	6	7:57
at Texas Tech (1/3)	43	36	+7	32	36	(4)	75	72	+3	12	8	3	9	28:23
at West Virginia (1/7)	42	35	+7	34	27	+7	76	62	+14	22	4	1	1	36:56
OKLAHOMA (1/10)	36	34	+2	43	41	+2	79	75	+4	7	10	9	14	16:26
IOWA STATE (1/14)	29	28	+1	33	32	+1	62	60	+2	7	5	8	15	25:27
at Kansas State (1/17)	39	44	(5)	33	28	+5	82	83	(1)	2	14	13	9	4:38
TCU (1/21)	38	48	(10)	22	35	(13)	60	83	(23)	2	25	-	3	00:37
at Baylor (1/23)	34	41	(7)	35	34	+1	69	75	(6)	1	13	1	2	00:52
at Kentucky (1/28)	41	34	+7	36	34	+2	77	68	+9	9	4	3	5	30:11
KANSAS STATE (1/31)	49	37	+12	41	41	0	90	78	+12	16	1	2	2	36:32
at Iowa State (2/4)	21	33	(12)	32	35	(3)	53	68	(15)	1	19	0	2	1:03
TEXAS (2/6)	42	35	+7	46	45	+1	88	80	+8	14	-	2	0	38:09
at Oklahoma (2/11)	35	22	+13	43	33	+10	78	55	+23	26	7	-	3	26:21
at Oklahoma State (2/14)	39	37	+2	48	39	+9	87	76	+11	12	5	6	12	24:50
BAYLOR (2/18)	32	45	(13)	55	26	+29	87	71	+16	18	17	6	6	17:25
at TCU (2/20)	33	29	+4	30	29	+1	63	58	+5	7	4	6	6	15:50
WEST VIRGINIA (2/25)	35	33	+2	41	41	0	76	74	+2	8	9	9	15	24:42
TEXAS TECH (2/28)	30	21	+9	37	42	(5)	67	63	+4	9	3	1	3	34:10
TOTALS	1,119	979	+140	1,149	1,044	+105	2,284	2,040	+244					
AVG/GM - OVERALL	37.3	32.6	+4.7	38.3	34.8	+3.5	76.1	68.0	+8.1					
CONFERENCE TOTALS	607	603	+4	644	586	+58	1,261	1,200	+61					
AVG/GM - CONFERENCE	35.7	35.5	+0.2	37.9	34.5	+3.4	74.2	70.6	+3.6					

## 2022-23 SPECIALTY SCORING STATS

Opponent	PAINT			OFF TURNOVERS			2ND CHANCE			FAST BREAK			BENCH		
	KU	OPP	MARGIN	KU	OPP	MARGIN	KU	OPP	MARGIN	KU	OPP	MARGIN	KU	OPP	MARGIN
OMAHA (11/7)	48	30	+18	18	6	+12	15	7	+8	22	8	+14	22	18	+4
NORTH DAKOTA STATE (11/10)	46	22	+24	22	7	+15	10	4	+6	14	2	+12	34	18	+16
vs. Duke (11/15)	48	42	+6	19	12	+7	12	19	(7)	12	6	+6	4	9	(5)
SOUTHERN UTAH (11/18)	50	34	+16	14	17	(3)	5	17	(12)	19	11	+8	4	12	(8)
vs. NC State (11/23)	28	18	+10	19	16	+3	19	15	+4	16	22	(6)	4	8	(4)
vs. Wisconsin (11/24)	26	34	(8)	4	13	(9)	11	10	+1	7	5	+2	2	22	(20)
vs. Tennessee (11/25)	18	20	(2)	21	18	+3	8	16	(8)	8	1	+7	16	21	(5)
TEXAS SOUTHERN (11/28)	28	28	+0	22	14	+8	5	8	(3)	20	11	+9	21	6	+15
SETON HALL (12/1)	40	34	+6	22	13	+9	9	10	(1)	13	8	+5	23	16	+7
at Missouri (12/10)	46	28	+18	28	15	+13	8	4	+4	22	10	+12	9	10	(1)
INDIANA (12/17)	50	24	+26	28	13	+15	8	8	-	22	12	+10	21	21	-
HARVARD (12/22)	40	24	+16	19	10	+9	14	6	+8	14	3	+11	8	7	+1
OKLAHOMA STATE (12/31)	24	18	+6	7	22	(15)	19	15	+4	1	6	(5)	14	17	(3)
at Texas Tech (1/3)	30	30	-	22	17	+5	9	7	+2	8	5	+3	9	8	+1
at West Virginia (1/7)	20	26	(6)	12	12	-	13	13	-	5	-	+5	9	10	(1)
OKLAHOMA (1/10)	32	38	(6)	17	7	+10	9	11	(2)	8	11	(3)	13	18	(5)
IOWA STATE (1/14)	24	30	(6)	15	15	-	3	6	(3)	8	7	+1	2	9	(7)
at Kansas State (1/17)	32	32	-	20	17	+3	10	8	+2	10	8	+2	8	31	(23)
TCU (1/21)	26	42	(16)	11	20	(9)	6	9	(3)	4	19	(15)	8	39	(31)
at Baylor (1/23)	28	18	+10	8	19	(11)	4	16	(12)	6	8	(2)	2	13	(11)
at Kentucky (1/28)	40	38	+2	10	9	+1	11	0	+11	4	10	(6)	6	12	(6)
KANSAS STATE (1/31)	28	20	+8	21	12	+9	11	6	+5	21	12	+9	19	9	+10
at Iowa State (2/4)	16	36	(20)	8	19	(11)	3	12	(9)	3	6	(3)	9	14	(5)
TEXAS (2/6)	50	42	+8	18	11	+7	19	10	+9	24	8	+16	22	21	+1
at Oklahoma (2/11)	50	28	+22	27	12	+15	5	12	(7)	17	12	+5	13	6	+7
at Oklahoma State (2/14)	40	30	+10	16	12	+4	10	14	(4)	20	5	+15	12	5	+7
BAYLOR (2/18)	40	32	+8	13	5	+8	8	11	(3)	14	5	+9	10	7	+3
at TCU (2/20)	42	30	+12	7	10	(3)	10	13	(3)	19	19	-	10	19	(9)
WEST VIRGINIA (2/25)	28	26	+2	20	25	(5)	5	11	(6)	17	7	+10	3	3	-
TEXAS TECH (2/28)	32	40	(8)	8	8	-	8	6	+2	12	6	+6	5	4	+1
TOTALS	1,050	894	+156	496	406	+90	287	304	(17)	390	253	+137	342	413	(71)
<b>AVG/GM - OVERALL</b>	<b>35.0</b>	<b>29.8</b>	<b>+5.2</b>	<b>16.5</b>	<b>13.5</b>	<b>+3.0</b>	<b>9.6</b>	<b>10.1</b>	<b>(0.5)</b>	<b>13.0</b>	<b>8.4</b>	<b>+4.6</b>	<b>11.4</b>	<b>13.8</b>	<b>(2.4)</b>
CONFERENCE TOTALS	582	556	+26	260	252	+8	152	180	(28)	201	154	+47	174	245	(71)
<b>AVG/GM - CONFERENCE</b>	<b>34.3</b>	<b>32.7</b>	<b>+1.6</b>	<b>15.3</b>	<b>14.8</b>	<b>+0.5</b>	<b>8.9</b>	<b>10.6</b>	<b>(1.7)</b>	<b>11.8</b>	<b>9.1</b>	<b>+2.7</b>	<b>10.2</b>	<b>14.4</b>	<b>(4.2)</b>

KANSAS' RECORD WHEN...

	2022-23	Bill Self era
Leading At Half	23-0	471-35
Trailing At Half	2-5	90-89
Tied At Half	0-0	21-5
Leading With 5:00 Remaining in Regulation	23-0	533-18
Trailing With 5:00 Remaining in Regulation	2-5	39-104
Tied With 5:00 Remaining in Regulation	0-0	8-7
In Overtime	0-0	25-10
Kansas Outrebounds Opponent	17-0	433-50
Kansas Is Outrebounded	8-3	123-69
Kansas Is Tied in Rebounds	0-2	25-9
Kansas Commits More Turnovers	4-3	222-83
Opponent Commits More Turnovers	20-1	321-38
Kansas Is Tied in Turnovers	1-1	39-8
Kansas Has More Free Throw Attempts	9-3	374-41
Opponent Has More Free Throw Attempts	14-2	182-85
Kansas is Tied in Free Throw Attempts	2-0	25-3
Kansas Shoots 50% or Better	9-0	292-12
Kansas Shoots Less Than 50%	16-5	285-117
Opponent Shoots 50% or Better	2-1	12-34
Opponent Shoots Less Than 50%	23-4	569-95
Kansas Shoots Better Than Opponent	21-2	530-44
Opponent Shoots Better Than Kansas	3-3	51-82
Kansas and Opponent Tied in FG%	1-0	1-2
Kansas Bench Outscores Opponent Bench	12-0	351-44
Opponent Bench Outscores Kansas Bench	11-5	216-82
Kansas is Tied in Bench Points	2-0	14-3
Kansas Scores Between 0-59	0-2	13-22
Kansas Scores Between 60-69	7-2	95-66
Kansas Scores Between 70-79	6-0	184-26
Kansas Scores Between 80-89	9-1	181-13
Kansas Scores Between 90-99	3-0	80-2
Kansas Scores 100 or More	0-0	28-0
Opponent Scores Between 0-59	5-0	205-2
Opponent Scores Between 60-69	11-2	227-33
Opponent Scores Between 70-79	8-1	11-46
Opponent Scores Between 80-89	1-2	35-39
Opponent Scores 90 or More	0-0	4-9
On Mondays	4-1	82-19
On Tuesdays	6-1	77-22
On Wednesdays	1-0	70-6
On Thursdays	4-0	46-5
On Fridays	1-1	65-11
On Saturdays	9-2	204-56
On Sundays	0-0	35-10
In November	7-1	95-15
In December	5-0	112-15
In January	6-3	138-34
In February	7-1	127-32
In March	0-0	106-32
In April	0-0	4-1
On CBS	2-1	63-24
On CBS Sports Network	0-0	2-0
On ESPN	12-4	184-62
On ESPN2	4-0	97-17
On ESPNU	0-0	39-5
On Big 12 NOW on ESPN+	7-0	29-2
On Jayhawk TV	0-0	89-3
On Big 12 Network TV	0-0	41-6
On TBS/TNT/TruTV	0-0	18-4
On NBCSports Network	0-0	1-1
On FOX	0-0	0-2
On FS1	0-0	4-0
On Fox Sports Net	0-0	4-2
On ABC	0-0	7-2
<b>MISCELLANEOUS STREAKS</b>		
Kansas' All-Time Record		2,382-882
Consecutive games with a 3-point field goal		283
Consecutive games opponent under 100 points		99
Number of 100-point games in Kansas history		119
Number of 100-point games in Bill Self era		28
KU's All-Time Overtime Record		74-59
KU's last OT game	1/17/23 (Kansas 82, Kansas State 83)	
Consecutive Allen Fieldhouse Sellouts (includes pandemic)		351

2022-23 MISCELLANEOUS STATS

STARTING LINEUPS (2)													
(W-L)		1	2	3	4	5							
24-5	Harris Jr.	Dick	Wilson	McCullar Jr.	Adams Jr.								
1-0	Harris Jr.	Yesufu	Dick	Wilson	Adams Jr.								
WIN/LOSS MARGIN													
	1	2	3	4	5	6	7	8	9	10	11-15	16-29	30+
Wins	1	3	1	2	2	3	-	2	-	-	3	7	1
Losses	1	-	-	-	-	1	-	-	-	-	2	1	-
VIOLATIONS/TECHNICAL FOULS													
	3-Seconds	5-Seconds	10-Seconds	Shot Clock Exp.	Lane Viol.	Technical	Goaltending						
Kansas	-	2	-	4	1	6	4						
Opponent	-	-	1	16	-	9	1						
LEADS AND DEFICITS													
KU's Biggest Halftime Lead				29 (48-19) vs. North Dakota State (11.10.22)									
KU's Biggest Halftime Lead Blown				7 (42-35) vs. Texas (2.6.23)									
KU's Biggest Halftime Deficit				15 (30-45) vs. Oklahoma State (12.31.22)									
KU's Biggest Halftime Deficit Erased				15 (30-45) vs. Oklahoma State (12.31.22)									
KU's Biggest Overall Lead				34 (87-53) vs. Texas Southern (11.28.22)									
				34 (68-34) vs. North Dakota State (11.10.22)									
KU's Biggest Win Total				32 (87-55) vs. Texas Southern (11.28.22)									
KU's Biggest Loss Total				23 (60-83) vs. TCU (1.21.23)									
KU's Biggest Lead Blown				14 (30-16) vs. Texas (2.6.23)									
KU's Biggest Overall Deficit				25 (54-79) vs. TCU (1.21.23)									
KU's Biggest Deficit Overcome				17 (23-40) vs. Baylor (2.18.23)									
JUMP BALLS CONTROLLED (INCLUDES OT)													
Kansas	13	DOUBLE-FIGURE SCORING				28	20-PLUS POINT GAMES						
Opponents	19	Jalen Wilson	28	Jalen Wilson	21	Gradey Dick	19	Kevin McCullar Jr.	17	KJ Adams Jr.			
		Kevin McCullar Jr.	19	Bobby Pettiford Jr.	2	Ernest Udeh Jr.	1	Bobby Pettiford Jr.	1	Ernest Udeh Jr.			
		KJ Adams Jr.	17	Ernest Udeh Jr.	1	Zack Clemence	1	Ernest Udeh Jr.	1	Joseph Yesufu			
		Dajuan Harris Jr.	14	Zack Clemence	1			Joseph Yesufu	3	Zuby Ejiofor			
		Joseph Yesufu	3					Zach Clemence	2				
		MJ Rice	2										
		Bobby Pettiford Jr.	2										
		Ernest Udeh Jr.	1										
		Zack Clemence	1										



## BOX SCORES

1

## #5/5 KANSAS 89, OMAHA 64

Nov. 7, 2022 | Lawrence, Kan. | Allen Fieldhouse (16,300)

Omaha - 64			Record: 0-1														
NO.	Name	Min	FG M-A	3P M-A	FT M-A	Rebounds OR DR TOT	Fouls PF FO	TP	AS	TO	ST	Blocks BS BA	+/-				
10	Marquel Sutton	F 37:40	4-9	0-1	3-3	3 2 5	1 2	11	1	2	0	0	1	-27			
23	Frankie Fidler	F 34:20	5-14	0-3	1-2	0 4 4	2 1	11	1	3	1	0	1	-23			
14	Dylan Brougham	C 16:40	2-2	0-0	1-2	2 0 2	4 1	5	0	0	0	1	0	3			
1	JJ White	G 24:47	2-8	1-3	1-2	0 2 2	1 4	6	6	4	1	0	2	-2			
2	Jaeden Marshall	G 24:01	4-9	2-5	3-3	0 4 4	0 2	13	0	1	1	0	0	-10			
0	Luke Jungers	27:23	3-9	2-5	4-5	1 5 6	0 0	12	0	1	1	0	0	-26			
32	Tony Osburn	16:28	2-3	0-1	0-0	0 1 1	1 0	4	1	0	0	0	0	-27			
11	La'Mel Robinson	05:44	0-1	0-1	2-2	1 0 1	0 1	2	1	2	0	0	0	-11			
5	Ja'Sean Glover	11:49	0-1	0-1	0-0	0 1 1	0 0	0	0	0	0	0	0	0			
15	Grant Frickenstein	01:08	0-1	0-1	0-0	0 0 0	0 0	0	0	0	0	0	0	-2			
Team						1 1 2		0									
Totals			22-57	5-21	15-19	8 20 28	9 13	64	10	13	4	1	5	-25			

Technical Fouls: NONE

Shooting By Period		
1st FG%	11-30	36.7%
3PT%	2-10	20.0%
FT%	9-10	90%
2nd FG%	11-27	40.7%
3PT%	3-11	27.3%
FT%	6-9	66.7%
GM FG%	22-57	38.6%
3PT%	5-21	23.8%
FT%	15-19	78.9%

Dead Ball Rebounds: 3, 0

Kansas - 89		Record: 1-0														
NO.	Name	Min	FG M-A	3P M-A	FT M-A	Rebounds OR TR TOT	Fouls PF FD	TP	AS	TO	ST	Blocks BS BA	+/			
10	Jalen Wilson	F 31:55	7-16	3-7	2-2	1 10 11	1 1	19	7	2	0	0	1	9		
24	KJ Adams, Jr.	F 28:44	2-4	0-1	0-2	8 1 9	1 1	4	4	0	0	1	0	15		
3	Dajuan Harris	G 32:32	5-13	1-3	0-0	1 2 3	2 1	11	8	1	1	1	0	16		
4	Gradey Dick	G 31:38	9-13	4-6	1-2	1 1 2	2 1	23	1	1	2	0	0	26		
15	Kevin McCullar	G 23:07	3-7	0-1	4-4	1 2 3	3 2	10	2	3	2	1	0	9		
23	Ernest Udeh Jr.	14:22	2-3	0-0	1-2	1 4 5	2 1	5	0	1	1	1	0	24		
0	Bobby Pettiford	16:48	6-7	1-2	0-1	0 0 0	0 1	13	2	0	2	0	0	16		
1	Joseph Yesufu	09:13	1-4	0-2	0-0	0 1 1	0 0	2	0	0	0	0	0	6		
21	Zach Clemence	04:31	0-0	0-0	0-0	1 2 3	1 0	0	0	0	0	0	0	1		
35	Zuby Ejorlor	03:53	0-0	0-0	0-0	0 3 3	1 0	0	0	1	0	1	0	-1		
5	Kyle Cuffe, Jr.	02:09	0-1	0-0	0-2	1 0 1	0 1	0	0	0	0	0	0	2		
20	Michael Jankovich	01:08	1-1	0-0	0-0	0 0 0	0 0	2	0	0	0	0	0	2		
Team						1 1 2		0								
Totals			36-69	9-22	8-15	16 27 43	13 9	89	24	9	8	5	1	25		

Technical Fouls: NONE

Shooting By Period		
1st FG%	18-40	45.0%
3PT%	6-17	35.3%
FT%	4-9	44.4%
2nd FG%	18-29	62.1%
3PT%	3-5	60.0%
FT%	4-6	66.7%
GM FG%	36-69	52.2%
3PT%	9-22	40.9%
FT%	8-15	53.3%

Dead Ball Rebounds: 4, 1

OMA		KAN		Points from Turnovers		OMA		KAN		Period by Period Scoring	
Biggest lead	2 (1st 16:23)	28 (2nd 5:28)		Turnovers	6	18		1st	2nd	TOT	
Best Scoring Run	5 (1st 16:23)	15 (2nd 5:28)		Paint	30	48		OMA	33	31	64
Lead Changes	2			Second Chance	7	15		KAN	46	43	89
Times Tied	2			Fast Breaks	8	22					
Time with Lead	00:27	37:54		Bench	18	22					

2

## #5/5 KANSAS 82, NORTH DAKOTA STATE 59

Nov. 10, 2022 | Lawrence, Kan. | Allen Fieldhouse (16,300)

North Dakota St. - 59			Record: 0-2													
NO.	Name	Min	FG M-A	3P M-A	FT M-A	Rebounds OR DR TOT	Fouls PF FO	TP	AS	TO	ST	Blocks BS BA	+/-			
4	Grant Nelson	F 24:53	3-10	1-5	4-6	2 7 9	3 6	11	0	5	0	2 1	-21			
23	Andrew Morgan	F 24:36	4-5	0-0	0-2	0 3 3	0 1	8	0	2	1	0 0	-16			
5	Luke Yoder	G 21:47	1-6	1-5	0-0	1 1 2	2 0	3	1	1	0	0 2	-11			
12	Lance Waddles	G 23:12	3-11	3-8	0-0	1 4 5	1 1	9	1	3	0	0 1	-16			
14	Boden Skunberg	G 28:45	4-8	1-2	1-1	0 1 1	0 4	10	4	1	1	1 1	-19			
2	Tajavisi Miller	18:29	3-7	2-5	0-0	0 1 1	1 0	8	2	0	0	0 0	-12			
10	Damari Wheeler-Thomas	18:13	0-5	0-3	2-2	0 1 1	2 2	2	3	1	0	0 1	-12			
22	Joshua Streit	15:31	1-1	0-0	0-0	2 2 4	1 0	2	0	0	0	0 0	-7			
33	Sam Hastreiter	15:07	1-2	1-2	1-2	1 2 3	0 2	4	1	0	0	0 0	-2			
11	Jacari White	07:40	1-3	0-2	0-0	0 2 2	0 0	2	1	0	0	0 0	-3			
24	Ryan Sletten	01:47	0-0	0-0	0-0	0 0 0	0 0	0	0	0	0	0 0	4			
Team						0 1 1		0		1						
Totals			21-58	9-32	8-13	7 25 32	10 16	59	13	14	2	3 6	-23			

Technical Fouls: NONE

Shooting By Period		
1st FG%	7-28	25.0%
3PT%	5-20	25.0%
FT%	0-0	0%
2nd FG%	14-30	46.7%
3PT%	4-12	33.3%
FT%	8-13	61.5%
GM FG%	21-58	36.2%
3PT%	9-32	28.1%
FT%	8-13	61.5%

Dead Ball Rebounds: 2, 1

Kansas - 82			Record: 2-0														
NO.	Name	Min	FG	3P	FT	Rebounds	Fouls	TP	AS	TO	ST	Blocks	BS	BA	+/		
			M-A	M-A	M-A	OR	P	PF	M-A								
10	Jalen Wilson	F 25:21	8-17	3-6	2-2	1	8	1	3	21	1	2	1	0	21		
24	KJ Adams, Jr.	F 16:55	2-4	0-0	0-2	0	2	2	1	4	1	1	0	0	1		
3	Dajuan Harris	G 21:41	2-4	0-1	1-1	0	2	2	1	1	5	0	2	2	0		
4	Gradey Dick	G 25:44	5-11	1-4	1-1	1	5	6	0	1	12	3	0	1	0		
15	Kevin McCullar	G 24:01	3-8	0-1	0-0	3	4	7	2	2	6	1	2	2	2		
0	Bobby Pettiford	18:37	1-1	0-0	0	1	0	1	1	0	2	8	1	0	0		
11	MJ Rice	18:16	5-10	0-2	0-2	2	2	4	4	1	10	2	1	1	0		
23	Ernest Udeh Jr.	11:31	4-5	0-0	0-0	1	3	4	1	0	8	0	1	0	1		
1	Joseph Yesufu	16:53	3-5	2-3	0-0	0	1	1	0	0	8	0	1	1	0		
21	Zach Clemence	06:26	0-3	0-2	0-0	0	2	2	2	0	0	0	0	0	0		
35	Zuby Ejorlor	06:57	1-2	0-0	1-2	4	3	7	1	1	3	1	0	0	1		
5	Kyle Cuffe, Jr.	04:04	0-1	0-0	0-0	0	0	0	0	0	0	0	0	0	0		
20	Michael Jankovich	01:47	1-1	1-1	0-0	0	0	0	0	0	3	0	0	0	0		
22	Dillon Whitte	01:47	0-0	0-0	0-0	0	0	0	1	0	0	0	0	0	0		
Team						0	1	1		0		0					
Totals			35-72	7-20	5-10	13	33	46	16	10	82	22	9	8	6		
															3		

Technical Fouls: Udeh Jr. 2nd 10:19

NDS		KAN		Points from Turnovers		NDS		KAN		Period by Period Scoring	
Biggest lead	0 (1st 20:00)	34 (2nd 10:44)		Turnovers	7	22		1st	2nd	TOT	
Best Scoring Run	9 (2nd 8:57)	11 (1st 3:55)		Paint	22	46		NDS	19	40	59
Lead Changes	0			Second Chance	4	10		KAN	48	34	82
Times Tied	0			Fast Breaks	2	14					
Time with Lead	00:00	38:55		Bench	18	34					

3

## #6/5 KANSAS 69, #7/8 DUKE 64

Nov. 15, 2022 | Indianapolis, Ind. | Gainbridge Fieldhouse (15,828)

Duke - 64		Record: 2-1														
NO. Name		Min	FG M-A	3P M-A	FT M-A	Rebounds O R T	Fouls FF FO	TP	AS	TO	ST	Blocks BS BA	+/-			
25	Mark Mitchell	F 30:30	3-7	0-0	1-2	2 3 5	3 1	7	0	3	0	0	2	-6		
15	Ryan Young	C 19:37	3-4	0-0	0-0	2 1 3	2 0	6	0	4	1	0	0	-2		
30	Kyle Filppowski	C 33:03	6-18	1-6	4-4	6 8 14	3 5	17	1	3	1	1	2	-3		
3	Jeremy Roach	G 39:37	6-17	1-5	3-4	1 3 4	2 8	16	1	3	1	0	5	-6		
5	Tyrese Proctor	G 28:09	3-9	1-5	2-2	1 2 3	2 2	9	3	3	0	0	2	-2		
1	Dereck Lively II	20:29	2-3	0-0	0-0	4 1 5	1 0	4	1	0	0	1	1	0		
2	Jaylen Blakes	18:24	1-5	0-2	3-4	0 3 3	2 2	5	2	1	0	0	1	-5		
13	Jacob Grandison	10:11	0-4	0-3	0-0	0 1 1	1 0	0	0	1	0	0	0	-1		
Team						5 3 8		0	0							
Totals			24-67	3-21	13-16	21 25 46	16 18	64	8	18	3	2	13	-5		







13

#4/4 KANSAS 69, OKLAHOMA STATE 67  
Dec. 31, 2022 | Lawrence, Kan. | Allen Fieldhouse (16,300)

Oklahoma St. - 67													Record: 8-5 (0-1)									
NO.	Name	Min	FG M-A	3P M-A	FT M-A	Rebounds OR DR TOT	Fouls PF FD	TP	AS	TO	ST	Blocks BS BA	+/-									
22	Kalib Boone	F 22:11	1-4	0-0	0-0	2 5 7	1 0	2	2	1	0	1	-6									
33	Moussa Cisse	C 24:52	2-5	0-0	0-1	3 3 6	1 3	4	2	0	1	2	0									
0	Avery Anderson, III	G 31:47	1-5	0-3	0-0	0 4 4	0 2	2	2	3	2	0	0 3									
1	Bryce Thompson	G 29:14	7-13	7-10	2-2	0 1 1	4 2	23	1	3	0	0	1 0									
51	John-Michael Wright	G 33:27	6-15	4-9	3-4	0 4 4	1 4	19	3	4	1	0	0 -2									
23	Tyreek Smith	16:09	2-2	0-0	0-1	1 1 2	1 2	4	1	0	0	1	0 -1									
2	Chris Harris Jr.	15:29	1-3	1-2	0-0	0 0 0	2 0	3	0	0	1	0	0 -8									
4	Woody Newton	10:16	2-5	0-3	1-1	1 2 3	2 2	5	0	0	0	0	0 -3									
5	Caleb Asberry	16:35	1-2	1-2	2-2	0 2 2	3 2	5	2	0	0	1	0 6									
Team						3	0	3	0	2												
Totals						23-54	13-29	8-11	10	22	32	15	17	67	13	13	5	2	-2			
Technical Fouls:NONE																						

Shooting By Period		
1 <sup>st</sup>	FG%	16-29 55.2%
2 <sup>nd</sup>	FG%	9-18 50.0%
	FT%	4-6 66.7%
3 <sup>rd</sup>	FG%	7-25 28.0%
	FT%	4-11 36.4%
	FT%	4-5 80%
GM FG%	23-54	42.6%
	FT%	13-29 44.8%
	FT%	8-11 72.7%
Dead Ball Rebounds: 0-0		

Kansas - 69			Record: 11-1 (1-0)																	
NO.	Name	Min	FG M-A	3P M-A	FT M-A	Rebounds OR DR TOT	Fouls PF FD	TP	AS	TO	ST	Blocks BS BA	+/-							
10	Jalen Wilson	F 35:41	7-17	3-8	3-5	1 3 4	1 5	20	2	1	0	1	1	4						
24	KJ Adams, Jr.	F 23:22	6-6	0-0	2-3	3 1 4	4 3	14	1	4	1	0	0	-2						
3	Dajuan Harris	G 33:23	2-6	2-2	0-0	0 3 3	0 1	6	9	1	1	0	1	2						
4	Gradey Dick	G 32:47	3-9	2-4	0-0	3 6 9	4 2	8	4	1	1	0	1	-2						
15	Kevin McCullar	G 33:02	2-6	2-4	1-2	0 5 5	4 2	7	1	5	2	1	0	6						
0	Bobby Pettiford	09:09	1-1	0-0	0-0	1 1 2	0 0	2	0	0	0	0	0	2						
35	Zuby Ejiofor	09:30	2-4	0-0	0-0	1 2 3	1 1	4	0	0	0	0	1	8						
1	Joseph Yesufu	13:33	2-6	2-5	0-0	0 2 2	1 1	6	0	0	0	0	1	1						
21	Zach Clemence	04:41	0-0	0-0	0-0	0 0 0	0 0	0	0	0	0	0	0	1						
11	MJ Rice	02:24	0-0	0-0	0-0	0 0 0	1 0	0	0	0	1	0	0	-5						
31	Cam Martin	02:27	1-1	0-0	0-0	1 0 1	1 0	2	0	0	0	0	0	-5						
23	Ernest Udeh Jr.	00:01	0-0	0-0	0-0	0 0 0	0 0	0	0	0	1	0	0	0						
Team						1 1 2		0	0											
Totals						26-56	11-23	6-10	11	24	35	17	15	69	17	12	7	2	5	2
Technical Fouls:NONE																				

Shooting By Period			
1 <sup>st</sup> FG%	12-24	50.0%	
3PT%	4-6	66.7%	
FT%	2-4	50%	
2 <sup>nd</sup> FG%	14-32	43.8%	
3PT%	7-17	41.2%	
FT%	4-6	66.7%	
GM FG%	26-56	46.4%	
3PT%	11-23	47.8%	
FT%	6-10	60.0%	
Dead Ball Rebounds: 1.0			

	OSU	KAN
Biggest lead	15 (1 <sup>st</sup> 0:38)	3 (2 <sup>nd</sup> 8:17)
Best Scoring Run	8 (1 <sup>st</sup> 9:15)	11 (2 <sup>nd</sup> 13:31)
Lead Changes	6	
Times Tied	5	
Time with Lead	27:10	07:57

Points from	OSU	KAN
Turnovers	22	7
Paint	18	24
Second Chance	15	19
Fast Breaks	6	1
Bench	17	14

Period by Period Scoring	1st	2nd	TOT
OSU	45	22	67
KAN	30	39	69

14

#3/3 KANSAS 75, -/RV TEXAS TECH 72  
Jan. 3, 2023 | Lubbock, Texas | United Supermarkets Arena (14,385)

Kansas - 75													Record: 13-1 (2-0)												
NO.	Name	Min	FG M-A	3P M-A	FT M-A	Rebounds OR DR TOT	Fouls PF FD	TP	AS	TO	ST	Blocks BS BA	+/-												
10	Jalen Wilson	F 38:31	6-16	3-9	1-2	1 5 6	3 1	16	3	1	1	0	1	4											
24	KJ Adams, Jr.	F 30:39	7-13	0-0	0-0	4 1 5	2 0	14	2	2	1	1	3	-4											
3	Dajuan Harris	G 35:58	6-7	5-5	1-2	0 1 1	1 1	18	3	3	2	0	0	0											
4	Gradey Dick	G 31:13	5-11	1-5	0-0	3 5 8	1 2	11	3	3	3	0	0	-2											
15	Kevin McCullar	G 27:20	3-9	1-3	0-0	1 1 2	3 1	7	3	1	1	0	0	-5											
0	Bobby Pettiford	24:34	3-6	1-2	0-0	0 4 4	1 1	7	6	2	0	0	1	14											
35	Zuby Ejiofor	05:29	0-0	0-0	0-0	0 1 1	0 0	0	1	0	0	2	0	9											
11	MJ Rice	02:24	0-0	0-0	0-0	0 0 0	0 0	0	1	0	0	0	0	1											
31	Cam Martin	03:52	1-1	0-0	0-0	1 0 1	0 0	2	0	0	0	0	0	-2											
Team						1 3 4	0	0																	
Totals						31-63	11-24	2-4	11	21	32	11	6	75	22	12	8	3	5	3					
Technical Fouls:NONE																									

Shooting By Period			
1st FG	18-32	56.3%	
3PT	7-14	50.0%	
FT	0-0	0%	
2nd FG	13-31	41.9%	
3PT	4-10	40.0%	
FT	2-4	50.0%	
GM FG	31-63	49.2%	
3PT	11-24	45.8%	
FT	2-4	50.0%	
Dead Ball Rebounds: 1.			

Texas Tech - 72										Record: 10-4 (0-2)										
NO.	Name	Min	FG M-A	3P M-A	FT M-A	Rebounds OR DR TOT	Fouls PF FD	TP	AS	TO	ST	Blocks BS BA	+/-							
0	Kevin Obanor	F 36:56	8-14	4-8	6-7	2 5 7	3 7	26	2	4	1	2	0	-5						
12	Daniel Batcho	F 26:27	3-6	0-0	0-1	3 3 6	1 1	6	1	1	0	3	0	6						
2	Pop Isaacs	G 33:51	6-14	4-9	2-2	0 1 1	1 1	18	2	2	2	0	1	-3						
20	Jaylon Tyson	G 36:03	4-8	2-2	0-0	1 8 9	1 0	10	3	3	3	0	1	3						
23	De'Vion Harmon	G 25:10	1-5	0-1	2-2	0 0 0	0 2	4	0	3	0	0	1	-7						
5	KJ Allen	12:37	1-1	0-0	0-0	1 0 1	0 0	2	0	1	0	0	0	-3						
1	Lamar Washington	20:59	2-5	0-0	0-0	3 3 3	0 0	4	2	0	0	0	0	4						
22	Elijah Fisher	02:40	0-0	0-0	0-0	0 0 0	0 0	0	0	0	0	0	0	-5						
4	Robert Jennings	03:53	1-1	0-0	0-0	0 1 1	0 0	2	0	0	0	0	0	-4						
24	Kerwin Walton	01:24	0-1	0-1	0-0	0 0 0	0 0	0	0	0	0	0	0	-1						
Team						0 0 0	0	0	1											
Totals						26-55	10-21	10-12	7	21	28	6	11	72	10	15	6	5	3	-3
Technical Fouls:NONE																				

Shooting By Period		
1st FG	14-32	43.8%
3PT	5-11	45.5%
FT	3-3	100%
2nd FG	12-23	52.2%
3PT	5-10	50.0%
FT	7-9	77.8%
GM FG	26-55	47.3%
3PT	10-21	47.6%
FT	10-12	83.3%

Dead Ball Rebounds: 3.		
------------------------	--	--

	KAN	TTU
Biggest lead	12 (2 <sup>nd</sup> 16:34)	8 (1 <sup>st</sup> 16:47)
Best Scoring Run	9 (1 <sup>st</sup> 2:09)	11 (1 <sup>st</sup> 16:47)
Lead Changes	9	
Times Tied	3	
Time with Lead	28:23	09:36

Points from	KAN	TTU
Turnovers	22	17
Paint	30	30
Second Chance	9	7
Fast Breaks	8	5
Bench	9	8

Period by Period Scoring	1st	2nd	TOT
KAN	43	32	75
TTU	36	36	72

15

#3/3 KANSAS 76, RV/RV WEST VIRGINIA 62  
Jan. 7, 2023 | Morgantown, W.Va. | WVU Coliseum (14,135)

Kansas - 76													Record: 14-1 (3-0)												
NO. Name		Min	FG M-A	3P M-A	FT M-A	Rebounds OR DR TOT			Fouls PF FD		TP	AS	TO	ST	Blocks BS BA		+/-								
10	Jalen Wilson	F 33:43	4-12	2-6	4-4	3	11	14	2	4	14	2	4	0	0	0	8								
24	KJ Adams, Jr.	F 29:31	4-9	0-0	6-8	3	0	3	5	4	14	0	1	0	2	0	16								
3	Dajuan Harris	G 31:13	4-10	3-6	0-0	0	3	3	3	0	11	4	0	1	0	1	12								
4	Gradey Dick	G 25:48	4-7	4-6	4-4	2	3	5	4	2	16	2	0	1	0	0	16								
15	Kevin McCullar	G 38:05	4-12	2-4	2-2	1	7	8	2	1	12	2	2	3	0	2	16								
0	Bobby Pettiford	18:29	2-3	0-0	1-1	1	2	3	3	2	5	2	2	0	0	0	2								
35	Zuby Ejiofor	04:03	0-0	0-0	0-0	0	2	2	1	0	0	0	1	0	1	0	-1								
1	Joseph Yesufu	15:57	1-3	0-2	0-0	0	2	2	2	1	2	0	2	1	0	0	-3								
21	Zach Clemence	03:11	1-1	0-0	0-0	0	0	0	2	0	2	0	0	0	0	0	4								
Team						1	2	3			0	1													
Totals						24-57	11-24	17-19	11	32	43	24	14	76	12	13	6	3	3	14					
Technical Fouls:NONE																									
													Shooting By Period												
													1 <sup>st</sup> FG% 13-31 41.9%												
													3PT% 7-14 50.0%												
													FT% 9-11 81.8%												
													2 <sup>nd</sup> FG% 11-26 42.3%												
													3PT% 4-10 40.0%												
													FT% 8-8 100.0%												
													GM FG% 24-57 42.1%												
													3PT% 11-24 45.8%												
													FT% 17-19 89.5%												
													Dead Ball Rebounds: 10												

West Virginia - 62													Record: 10-5 (0-3)						
NO.	Name	Min	FG		3P		FT		Rebounds		Fouls		TP	AS	TO	ST	Blocks		+/-
			M	A	M	A	M	A	OR	DR	PF	PT					BS	BA	
1	Emmitt Matthews Jr.	F 30:56	3-6	1-4	4-5	1	3	4	1	3	11	0	1	1	0	0	0	-13	<div>Shooting By Period</div> <div>1st FG% 12-30 40.0%</div> <div>3PT% 3-11 27.3%</div> <div>FT% 8-11 72.7%</div> <div>2nd FG% 8-27 29.6%</div> <div>3PT% 1-9 11.1%</div> <div>FT% 10-17 58.8%</div> <div>GM FG% 20-57 35.1%</div> <div>3PT% 4-20 20.0%</div> <div>FT% 18-28 64.3%</div> <div>Dead Ball Rebounds: 3</div>
3	Tre Mitchell	F 33:07	5-12	2-6	3-4	2	3	5	3	6	15	1	3	1	0	0	-15		
15	Jimmy Bell Jr.	F 14:51	2-3	0-0	2-2	3	2	5	2	2	6	1	1	0	0	0	-12		
5	Joe Toussaint	G 35:34	2-10	1-3	3-5	1	3	4	1	3	8	5	2	0	0	1	-10		
10	Erik Stevenson	G 28:43	4-19	0-5	4-5	1	2	3	3	4	12	3	3	1	0	1	-18		
11	Mohamed Wague	05:51	0-1	0-0	0-0	0	0	0	0	0	0	0	1	0	0	1	-4		
12	Kobe Johnson	10:19	1-1	0-0	0-2	0	1	1	1	1	2	0	0	0	0	1	0	3	
14	Seth Wilson	19:26	2-3	0-1	0-0	0	1	1	0	0	4	0	0	0	0	0	0	4	
32	James Okonkwo	18:38	1-1	0-0	2-5	1	5	6	2	5	4	0	0	0	2	0	3	0	
22	Josiah Harris	01:55	0-1	0-1	0-0	0	0	0	1	0	0	0	0	0	0	0	0	-7	
24	Pat Suemnick	00:40	0-0	0-0	0-0	0	0	0	0	0	0	0	0	0	0	0	0	-1	
Team							3	3	6			0		0					
Totals			20-57	4-20	18-28	12	23	35	14	24	62	10	11	3	3	3	3	-14	
Technical Fouls: Matthews Jr. 1 <sup>st</sup> 3:04																			

# 17 #2/2 KANSAS 62, #14/14 IOWA STATE 60

Jan. 14, 2022 | Lawrence, Kan. | Allen Fieldhouse (16,300)

Iowa St. - 60														
Record: 13-3 (4-1)														
NO.	Name	Min	FG	3P	FT	Rebounds	Fouls	TP	AS	TO	ST	Blocks	BS	BA
21	Osun Osunniyi	C 18:32	7-10	0-1	0-0	0 6 6	5 0	14	1	0	0	3	0	5
2	Caleb Grill	G 34:09	1-8	1-6	0-0	0 4 4	2 0	3	0	2	2	0	0	0
3	Tamin Lipsey	G 31:26	2-5	0-1	0-0	0 2 2	0 2	4	6	4	1	0	0	0
13	Jaren Holmes	G 30:29	3-9	1-2	0-0	2 3 5	2 0	7	3	4	2	0	1	-9
22	Gabe Kalscheur	G 37:31	7-16	4-8	5-6	4 2 6	3 5	23	0	1	1	0	4	3
0	Tre King	G 07:45	0-0	0-0	0-0	0 0 0	3 0	0	0	1	0	0	0	-2
12	Robert Jones	19:04	1-8	0-0	1-2	4 5 9	0 3	3	0	1	1	0	0	-4
4	Demarion Watson	18:40	2-4	2-2	0-2	1 1 2	0 2	6	2	0	0	2	1	3
24	Hason Ward	02:24	0-0	0-0	0-0	0 0 0	1 0	0	0	0	0	0	0	-3
Team			2 1 3			0			0			0		
Totals			23-60			8-20			6-10			13 24 37		

Kansas - 62															Technical Fouls:NONE									
Record: 16-1 (5-0)																								
NO.	Name		Min	FG	3P	FT	Rebounds	Fouls	TP	AS	TO	ST	Blocks	+/-	Shooting By Period									
				MA	MA	MA	OR DR TOT	PF FD							1 <sup>st</sup>	FG%	11-22	50.0%						
10	Jalen Wilson	F	36:42	5-14	1-6	5-7	0 11 11	2 6	16	2	4	1	2	1	3 <sup>PT</sup>	2-11	18.2%							
24	KJ Adams, Jr.	F	31:06	6-9	0-0	3-5	3 3 6	3 3	15	2	2	1	1	1	FT%	5-10	50%							
3	Dajuan Harris	G	39:11	0-2	0-0	0-0	0 3 3	0 0	0	6	2	1	2	1	2 <sup>nd</sup>	FG%	11-26	42.3%						
4	Gradey Dick	G	39:11	7-13	5-9	2-4	1 4 5	2 3	21	2	1	2	0	2	11	FT%	4-10	40.0%						
15	Kevin McCullar	G	23:07	3-8	0-5	2-2	1 4 5	3 2	8	1	1	3	0	0	7	3 <sup>PT</sup>	7-10	70%						
0	Bobby Pettiford		19:18	0-0	0-0	0-0	0 0 0	0 1	0	1	1	1	0	0	-5	GM FG%	22-48	45.8%						
35	Zuby Ejorfor		07:03	0-0	0-0	0-0	0 0 0	2 0	0	0	1	0	1	0	-1	3 <sup>PT</sup>	6-21	28.6%						
1	Joseph Yesufu		07:05	0-1	0-1	0-0	0 0 0	0 0	0	1	0	0	0	0	-6	FT%	12-20	60.0%						
21	Zach Clemence		01:51	1-1	0-0	0-2	0 0 0	0 1	2	0	0	0	0	0	0	Dead Ball Rebounds: 4, 0								
Team						1 1 2			0	0														
Totals				22-48	6-21	12-20	6 26 32	12 16	62	15	12	9	6	5	2									

Technical Fouls:NONE														
			ISU	KAN				ISU	KAN					
Biggest lead			5 (1 <sup>st</sup> 17:27)	7 (1 <sup>st</sup> 14:28)	Points from Turnovers			15	15	Period by Period Scoring				
Best Scoring Run			8 (1 <sup>st</sup> 0:11)	12 (1 <sup>st</sup> 14:28)	Paint			30	24	1 <sup>st</sup> 2 <sup>nd</sup> TOT				
Lead Changes			15		Second Chance			6	3	ISU 28 32 60				
Times Tied			8		Fast Breaks			7	8	KAN 29 33 62				
Time with Lead			07:47	25:27	Bench			9	2					

Technical Fouls:NONE																			
Shooting By Period																			
1 <sup>st</sup>	FG%	15-30	50.0%	3PT%	3-12	25.0%	FT%	6-8	75%	2 <sup>nd</sup>	FG%	8-24	33.3%	3PT%	2-13	15.4%	FT%	15-23	65.2%
GM	FG%	26-60	43.3%	3PT%	6-29	20.7%	FT%	24-34	70.6%	Dead Ball Rebounds: 5, 0									

19

#14/14 TCU 83, #2/2 KANSAS 60

Jan. 21, 2022 | Lawrence, Kan. | Allen Fieldhouse (16,300)

TCU - 83

Record: 15-4 (4-3)

No. Name	Min	FG M-A	3P M-A	FT M-A	Rebounds		Fouls		TP	AS	TO	ST	Blocks BS	+/-	Shooting By Period			
					OR	DR	PF	FD							1 <sup>st</sup> FG%	17-29	58.6%	3PT%
2 Emanuel Miller	F 28:48	2-5	0-0	1-2	1	7	8	2	5	0	1	2	2	0	7			
5 Chuck O'Bannon	F 17:52	2-5	1-3	0-0	2	1	3	3	0	5	1	1	1	0	6			
4 Eddie Lampkin	C 15:41	2-4	0-0	4-4	2	2	4	1	4	8	0	2	0	0	4			

Mike Miles	G	31:45	5-11	2-3	3-3	1	3	4	2	2	15	4	3	1	0	1	18	<div>FT% 2-6 33.3%</div> <div>3PT% 5-8 62.5%</div> <div>GM FG% 31-57 54.4%</div> <div>3PT% 8-15 53.3%</div> <div>FT% 13-16 81.3%</div> <div>Dead Ball Rebounds: 0, 0</div>
10 Damian Baugh	G	34:19	4-10	1-3	2-2	0	3	3	2	1	11	4	6	1	0	0	13	
12 Xavier Cork	G	22:06	4-6	0-0	1-3	0	2	2	3	3	0	3	0	0	1	21		
11 Rondell Walker	15:29	2-4	0-1	0-0	1	2	3	0	1	4	2	0	2	1	9			
21 JaKobe Coles	13:25	3-4	1-1	2-2	1	2	3	1	2	9	2	0	0	0	14			
13 Shahada Wells	20:35	7-8	3-4	0-0	0	5	5	1	0	17	2	1	4	0	0	23		
Team						1	0	1			0		1					
Totals			31-57	8-15	13-16	9	27	36	15	15	83	18	15	9	4	3	23	
Technical Fouls: Wells 1 <sup>st</sup> :4:46																		
Record: 16-3 (5-2)																		
10. #0		Min	FG	3P	FT	Rebounds	Fouls	TP	AS	TO	ST	Blocks						
			Min	A-G	A-F	OR	DR	FT	PF	FD		BS	BA					
10. Jason Wilcox		G	26:07	13-21	4-6	4-5	2	8	2	7	2	4	2	2	0	3	+/-	
														Shooting By Period				
1 <sup>st</sup>			FG%	14-31	51.6%													
2 <sup>nd</sup>			FG%	6-11	45.5%													

Technical Fouls:Wells 1 <sup>st</sup> 4:46																			
Shooting By Period																			
1 <sup>st</sup>	FG%	14-31	45.2%	3PT%	5-11	45.5%	FT%	5-6	83.3%	2 <sup>nd</sup>	FG%	9-28	32.1%	3PT%	2-10	20.0%	FT%	2-5	40%
GM	FG%	23-59	39.0%	3PT%	7-21	33.3%	FT%	7-11	63.6%	Dead Ball Rebounds: 3, 0									

24	KJ Adams, Jr.	F	23:24	1-6	0-0	2-2	3	2	5	4	2	4	2	3	0	1	1	-14	
3	Dajuan Harris	G	38:28	0-4	0-1	0-0	0	2	2	1	1	0	8	3	2	0	0	-21	
4	Grady Ellis	G	32:52	3-13	2-8	0-0	1	3	4	2	2	8	2	1	1	1	1	-10	
15	Kevin McCullar	G	28:34	5-6	0-0	0-2	2	2	4	2	4	10	1	2	1	0	1	-15	
0	Bobby Pettiford		12:58	1-4	0-0	0-0	0	1	1	0	0	2	0	2	1	0	0	-6	
11	MJ Rice		01:50	0-0	0-0	0-0	0	0	0	0	0	0	0	0	0	0	0	-9	
23	Ernest Udeh Jr.		06:53	0-0	0-0	1-2	0	2	2	3	1	1	0	0	2	1	0	-13	
1	Joseph Yesufu		06:35	0-1	0-1	0-0	0	0	0	0	0	0	0	1	1	0	0	-4	
21	Zach Clemence		07:27	1-3	0-1	0-0	1	2	3	0	0	2	0	0	0	0	0	1	
20	Michael Jankovich		02:56	1-1	1-1	0-0	0	0	0	0	0	3	0	0	0	0	0	-1	
35	Zubby Ejorfor		02:56	0-0	0-0	0-0	0	0	0	0	0	0	0	1	0	0	0	-1	
Team							1	1	2				0	0					
Totals				23-59	7-21	7-11	10	20	30	16	14	60	15	17	8	3	4	-23	

Technical Fouls:Coach 1 <sup>st</sup> 9:00																			
Shooting By Period																			
1 <sup>st</sup>	FG%	14-31	45.2%	3PT%	5-11	45.5%	FT%	5-6	83.3%	2 <sup>nd</sup>	FG%	9-28	32.1%	3PT%	2-10	20.0%	FT%	2-5	40%
GM	FG%	23-59	39.0%	3PT%	7-21	33.3%	FT%	7-11	63.6%	Dead Ball Rebounds: 3, 0									

	TCU	KAN
Biggest lead	25 (2 <sup>nd</sup> 3:40)	2 (1 <sup>st</sup> 19:39)
Best Scoring Run	19(1 <sup>st</sup> 10:06)	11(1 <sup>st</sup> 6:58)
Lead Changes	3	
Times Tied	0	
Time with Lead	39:02	00:37

Points from	TCU	KAN
Turnovers	20	11
Paint	42	26
Second Chance	9	6
Fast Breaks	19	4
Bench	39	8

Period by Period Scoring			
	1st	2nd	TOT
TCU	48	35	83
KAN	38	22	60

Technical Fouls:Coach 1 <sup>st</sup> 9:00																			
Shooting By Period																			
1 <sup>st</sup>	FG%	14-31	45.2%	3PT%	5-11	45.5%	FT%	5-6	83.3%	2 <sup>nd</sup>	FG%	9-28	32.1%	3PT%	2-10	20.0%	FT%	2-5	40%
GM	FG%	23-59	39.0%	3PT%	7-21	33.3%	FT%	7-11	63.6%	Dead Ball Rebounds: 3, 0									

# 18 #13/15 KANSAS STATE 83, #2/2 KANSAS 82 (OT)

Jan. 17, 2022 | Manhattan, Kan. | Bramlage Coliseum (11,000)

Kansas - 82														
Record: 16-2 (5-1)														
NO.	Name	Min	FG	3P	FT	Rebounds	Fouls	TP	AS	TO	ST	Blocks	BS	BA
10	Jalen Wilson	F 45:00	12-25	3-10	11-12	4 5 9	2 8	38	1	3	0	2	3	-1
24	KJ Adams, Jr.	F 33:31	6-6	0-0	5-10	2 0 2	5 7	17	4	2	0	0	0	5
3	Dajuan Harris	G 42:35	1-7	1-6	0-0	1 1 2	2 1	3	11	4	2	0	0	-7
4	Grady Dick	G 41:41	4-13	1-8	7-8	0 7 7	5 6	16	1	2	4	2	0	4
15	Kevin McCullar	G 22:57	0-2	0-2	0-2	1 6 7	5 2	0	3	2	1	0	0	-10
0	Bobby Pettiford	06:07	0-0	0-0	0-0	0 0 0	2 0	0	0	0	1	0	0	0
35	Zuby Ejorfor	05:05	0-0	0-0	1-2	0 0 0	0 0	1	0	1	0	0	0	-3
1	Joseph Yesufu	21:40	2-5	1-3	0-0	0 3 3	3 0	5	1	0	1	0	0	10
21	Zach Clemence	06:24	1-2	0-0	0-0	0 2 2	1 0	2	0	1	0	0	0	-3
Team			4 2 6			0			0			0		
Totals			26-60			6-29			24-34			12 26 38		

Kansas St. - 83															Technical Fouls:NONE										Dead Ball Rebounds: 5,	
Record: 16-2 (5-1)																										
NO.	Name		Min	FG	3P	FT	M-A		Rebounds	Fouls	TP	AS	TO	ST	Blocks	+/-	Shooting By Period									
									OR	DR	TOT	PF	FD		BS	BA	1st	2nd	3rd							
11	Keyontae Johnson	F	34:12	7-17	2-4	8-9	2	6	8	3	8	24	2	2	2	1	2	13	51.7%							
35	Nae'Owan Tomlin	F	40:22	5-11	0-2	5-6	5	5	10	5	4	15	0	3	2	1	0	1	55.6%							
23	Abayomi Iyola	C	20:31	1-3	0-0	2-4	0	4	4	3	2	4	1	1	0	0	1	0	FT%: 9-10 90%							
1	Markquis Nowell	G	41:53	2-8	0-4	0	1	3	4	1	4	7	3	3	4	0	0	-1	2nd FG%: 9-28 32.1%							
5	Cam Smith	G	26:02	1-6	1-2	2-2	1	2	3	3	2	5	2	2	0	0	0	-5	3PT%: 2-8 25.0%							
13	Desi Sills		34:04	7-11	2-3	8-9	1	3	4	1	6	24	0	2	3	0	1	1	FT%: 8-13 61.5%							
25	Ismael Massoud		17:39	2-3	2-2	0-0	0	2	2	3	0	6	0	0	1	1	0	4	1st FG%: 1-3 33.3%							
4	Tykei Greene		10:17	0-1	0-0	1-3	1	2	3	2	2	1	0	0	0	0	0	-8	3PT%: 0-0 0%							
Team								0	0	0	0	0	0	2					FT%: 9-10 90%							
Totals				25-60	7-17	26-33	11	27	38	24	25	83	12	15	12	3	4	1	GM FG%: 25-60 41.7%							
															Technical Fouls:NONE										3PT%: 7-17 41.2%	
																									FT%: 26-33 78.8%	

KU		KState	
Biggest lead	2 (1 <sup>st</sup> 18:44)		14 (1 <sup>st</sup> 9:29)
Best Scoring Run	8(2 <sup>nd</sup> 8:06)		12(1 <sup>st</sup> 13:53)
Lead Changes	9		
Times Tied	13		
Time with Lead	04:38	35:18	

Points from	KU	KState
Turnovers	20	17
Paint	32	32
Second Chance	10	8
Fast Breaks	10	8
Bench	8	31

Period by Period Scoring				
	1st	2nd	OT1	TOT
KU	39	33	10	82
KState	44	28	11	83

20

#17/17 BAYLOR 75, #9/9 KANSAS 69

Jan. 23, 2022 | Waco, Texas | Ferrell Center (10,284)

Jan 15, 2017 @ Wake, Texas @ Patten Center (7:20 P)

Kansas - 69															Record: 16-4 (5-3)																				
NO.	Name		Min	FG	M-A	3P	M-A	FT	M-A	Rebounds		TOUL		FP	TS	AS	TO	ST	Blocks		+/-	Shooting By Period													
										OR	DR	PF	FF						BS	BA		1st	FG%	11-23	47.8%	3PT%	4-11	36.4%	FT%	8-8	100%	2nd	FG%	13-29	44.8%
10	Jalen Wilson	F	28:38	10-16	3-7	0-0	0	5	5	4	1	23	2	1	0	1	0	1	0	0	-5														
24	KJ Adams, Jr.	F	28:31	1-5	0-0	2-2	2	1	3	2	1	4	1	1	0	1	0	1	0	-10															
3	Dajuan Harris	G	35:52	1-5	0-1	0-0	1	0	1	2	1	2	4	4	1	1	1	0	-6																
4	Grady Dick	G	30:35	3-13	2-5	0-6	1	3	4	3	5	24	0	1	0	1	0	0	0																
15	Kevin McCullar	G	35:15	3-9	2-3	8-8	2	10	12	4	6	14	4	2	2	1	2	-4																	
0	Bobby Pettiford		06:18	0-1	0-1	0-0	0	0	0	1	0	0	0	1	0	0	0	-8																	
11	MJ Rice		04:45	1-1	0-0	0-0	1	1	2	2	0	2	0	3	0	0	0	-2																	
1	Joseph Yesufu		14:36	0-2	0-2	0-0	0	4	4	2	1	0	0	0	1	0	0	0	-6																

23 Ernest Uden Jr.		(04:40)	0-0	0-0	0-0	0	0	0	1	1	0	1	0	0	0	-1	Dead Ball Rebounds: 2, 0
Team						1	1	2		0		2					
Totals			24-52	5-19	16-16	8	25	33	22	16	69	11	15	5	4	2	

Technical Fouls:Coach 2<sup>nd</sup>9:07

Taylor - 75																		
Record: 15-5 (5-3)																		
NO. Name		Min	FG M-A	3P M-A	FT M-A	Rebounds OR OR TOT	Fouls PF FD	TP	AS	TO	ST	BS	BA	k/-	Shooting By Period			
0	Flo Thamba	F 26:15	1-1	0-0	2-3	1	1	2	3	5	4	0	1	0	0	11	1 <sup>st</sup> FG% 15-34 44.1%	
1	Jalen Bridges	F 27:04	3-6	1-2	4-5	4	5	9	2	3	11	3	1	3	2	0	3PT% 7-16 43.8%	
4	Keyonte George	G 28:43	2-11	0-5	4-5	2	2	4	4	3	8	3	0	0	2	0	FT% 4-5 80%	
1	LJ Cryer	F 37:30	8-16	5-11	1-2	1	1	2	2	1	22	3	2	0	0	3	2 <sup>nd</sup> FG% 8-28 28.6%	
10	Adam Flagler	G 35:23	5-18	2-9	5-5	1	1	2	2	3	17	2	3	2	0	1	3PT% 2-14 14.3%	
13	Langston Love	F 18:24	3-7	1-2	4-4	1	0	1	1	4	11	0	1	1	0	1	FT% 16-20 80%	
																GM FG%	23-62	37.1%

21

#9/9 KANSAS 77, #RV/RV KENTUCKY 68  
Jan. 28, 2023 | Lexington, Ky. | Rupp Arena (20,418)

Kansas - 77		Record: 17-4												
NO. Name	Min	FG M-A	3P M-A	FT M-A	Rebounds OR DR TOT	Fouls PF FD	TP	AS	TO	ST	Blocks BS BA	+/-		
10 Jalen Wilson	F 38:43	9-18	2-3	2-2	1 7 8	1 4	22	2	1	2	0 1	5		
24 KJ Adams, Jr.	F 24:36	8-10	0-0	1-1	1 1 2	4 2	17	3	1	2	0 0	6		
3 Dajuan Harris	G 37:24	3-8	2-4	0-0	1 1 1	2 0	8	8	2	0 0	0 0	8		
4 Gradey Dick	G 33:10	4-11	1-5	4-4	0 5 5	2 4	13	2	3	2	0 1	10		
15 Kevin McCullar	G 33:56	4-10	1-2	2-3	3 9 12	3 4	11	2	2	2	1 1	10		
1 Joseph Yesufu	G 02:52	0-1	0-1	0-0	0 0 0	0 0	0	0	0	0	0 0	-2		
35 Zubey Ejiofor	03:38	1-1	0-0	0 0 0	1 0 1	2 0	2	0	0	0 0	0 0	-3		
0 Bobby Pettiford	08:56	0-0	0-0	0 0 0	0 0 0	1 0	0	1	1	0	0 0	1		
23 Ernest Udeh Jr.	11:46	2-2	0-0	0 0 0	2 2 2	2 0	4	0	0	1 0	0 0	6		
11 MJ Rice	04:59	0-2	0-1	0-0	0 0 0	1 0	0	0	0	0 1	0 0	4		
Team					2 1 3		0							
Totals		31-63	6-16	9-10	8 26 34	18 14	77	18	10	9	2 3	9		

Shooting By Period		
1 <sup>st</sup> FG%	17.35	48.6%
3PT%	2.7	28.6%
FT%	5.5	100%
2 <sup>nd</sup> FG%	14.28	50.0%
3PT%	4.9	44.4%
FT%	4.5	80%
GM FG%	31.63	49.2%
3PT%	6.16	37.5%
FT%	9.10	90.5%
Dead Ball Rebounds: 0.0		

Kentucky - 68		Record: 14-7												
NO.	Name	Min	FG M-A	3P M-A	FT M-A	Rebounds OR DR TOT	Fouls PF FD	TP	AS	TO	ST	Blocks BS BA	+/-	
0	Jacob Toppin	F 31:45	6-11	0-1	2-4	0 4 4	4 2	14	2	1	0	0	-7	
24	Chris Livingston	F 17:20	4-5	0-1	0-0	0 2 2	1 0	8	0	1	0	1	-7	
34	Oscar Tshiebwe	F 34:05	6-9	0-0	6-8	2 7 9	3 6	18	4	3	1	1	-6	
1	CJ Fredrick	G 29:09	1-8	0-5	0-0	0 0 0	0 1	2	2	2	1	0	-1	
22	Cason Wallace	G 37:15	4-7	2-3	4-5	0 6 6	3 5	14	5	2	5	1	-8	
12	Antonio Reeves	30:02	3-9	0-3	4-4	0 2 2	2 2	10	3	1	0	0	-6	
2	Sahvir Wheeler	14:29	1-2	0-0	0-0	0 1 1	1 1	2	0	0	0	0	-7	
55	Lance Ware	05:55	0-0	0-0	0-2	0 2 2	0 1	0	0	0	0	0	-3	
Team						2 1 3		0		1				
Totals						25-51	2-13	16-23	4 25 29	14 18	68 16	11 7	3 2 -9	
Technical Fouls:NONE														

Shooting By Period		
1 <sup>st</sup> FG%	15-27	55.6%
3PT%	0-6	0.0%
FT%	4-11	36.4%
2 <sup>nd</sup> FG%	10-24	41.7%
3PT%	2-7	28.6%
FT%	12-12	100%
GM FG%	25-51	49.0%
3PT%	2-13	15.4%
FT%	16-23	69.6%

Dead Ball Rebounds: 3, 0

	KAN	UKY
Biggest lead	9 (1 <sup>st</sup> 2:31)	5 (1 <sup>st</sup> 16:03)
Best Scoring Run	6 (1 <sup>st</sup> 3:42)	5 (1 <sup>st</sup> 16:03)
Lead Changes	5	
Times Tied	3	
Time with Lead	30:11	08:24

Points from Turnovers	KAN	UKY
Paint	40	38
Second Chance	11	0
Fast Breaks	4	10
Bench	6	12

Period by Period Scoring	1st	2nd	TOT
KAN	41	36	77
UKY	34	34	68

22

#8/8 KANSAS 90, #7/6 KANSAS STATE 78  
Jan. 31, 2023 | Lawrence, KS. | Allen Fieldhouse (16,300)

Kansas St. - 78		Record: 18-4 (6-3)														
NO. Name		Min	FG M-A	3P M-A	FT M-A	Rebounds OR DR TOT	Fouls PF FD	TP	AS	TO	ST	Blocks BS BA	+/-	Shooting By Period		
3 David N'Guessan	F	20:27	2-6	0-0	6-8	4 2 6	4 5	10	1	0	0	0	0	1 <sup>st</sup> FG%	11-30	36.7%
11 Keyontae Johnson	F	35:33	7-19	2-4	6-7	0 12 12	4 4	22	0	2	0	0	4	3 <sup>rd</sup> FG%	5-14	35.7%
35 Nae'Owan Tomlin	F	31:53	4-7	1-2	2-2	1 7 8	2 1	11	1	3	0	0	0	FT%	10-12	83.3%
1 Markquis Nowell	G	38:55	5-18	3-11	10-11	0 3 3	3 7	23	4	5	2	0	3	2 <sup>nd</sup> FG%	9-29	31.0%
5 Cam Carter	G	18:31	1-4	1-2	0-0	1 3 4	2 0	3	2	2	1	0	2	3 <sup>rd</sup> FT%	2-7	28.6%
13 Desi Sills		35:09	0-1	0-1	7-8	0 3 3	3 5	7	2	1	1	1	0	FT%	21-24	87.5%
25 Ismael Massoud		14:06	1-3	0-1	0-0	1 1 2	4 1	2	0	0	0	0	0	GM FG%	20-59	33.9%
4 Tykei Greene		02:01	0-0	0-0	0-0	0 0 0	0 0	0	0	0	0	0	0	3 <sup>rd</sup> FT%	7-21	33.3%
23 Abayomi Iyola		03:25	0-1	0-0	0-0	0 1 1	1 0	0	0	0	0	1	0	FT%	31-36	86.1%
Team						2 1 3		0	0					Dead Ball Rebounds: 4-0		
Totals			20-59	7-21	31-36	9 33 42	24 23	78	10	13	4	2 9	-12	Technical Fouls:Coach 1 <sup>st</sup> 11:40		

Kansas - 90		Record: 18-4 (6-3)																
NO. Name	Min	FG	M-A	3P	M-A	FT	M-A	Rebounds		Fouls		TP	AS	TO	ST	Blocks		+/-
								OR	DR	PF	FD					BS	BA	
10 Jalen Wilson	F 38:41	5-15	4-9	6-8	1	7	8	3	4	20	4	5	1	0	0	0	6	1st FG% 14-34 41.2% 3PT% 8-16 50.0% FT% 13-17 76.5% 2nd FG% 13-33 39.4% 3PT% 3-11 27.3% FT% 12-18 66.7%
24 KJ Adams, Jr.	F 18:16	4-6	0-0	0-1	2	1	3	3	1	8	1	1	0	1	0	-5		
3 Dajuan Harris	G 33:59	7-12	2-6	2-4	0	0	0	3	5	18	2	1	0	1	0	8		
4 Gradey Dick	G 26:40	2-8	1-3	4-4	1	4	5	4	1	9	1	1	1	0	0	15	3PT% 27-67 40.3% 3PT% 11-27 40.7% FT% 25-35 71.4%	
15 Kevin McCullar	G 30:00	2-10	2-3	10-12	3	10	13	5	6	16	4	0	2	1	1	11		
23 Ernest Udeh Jr.	09:57	1-1	0-0	1-2	3	3	6	4	3	3	0	0	1	3	0	2		
1 Joseph Yesufu	14:28	1-7	1-4	2-3	0	0	0	0	2	5	1	0	1	0	1	6	GM FG% 27-67 40.3% 3PT% 11-27 40.7% FT% 25-35 71.4%	
0 Bobby Pettiford	12:32	3-4	0-0	0-0	1	3	4	0	0	6	1	0	0	0	0	4		
21 Zach Clemence	15:27	2-4	1-2	0-1	0	3	3	1	1	5	1	1	2	3	0	13		
Team						2	0	2		0	0	0					Dead Ball Rebounds: 4-0	
Totals		27-67	11-27	25-35	13	31	44	23	23	90	15	9	8	9	2	12		
Technical Fouls:Yesufu 1 <sup>st</sup> 0:54																		

	KSU	KAN
Biggest lead	3 (1 <sup>st</sup> 16:24)	16 (2 <sup>nd</sup> 11:05)
Best Scoring Run	10 (1 <sup>st</sup> 6:53)	8 (1 <sup>st</sup> 8:59)
Lead Changes	2	
Times Tied	2	
Time with Lead	01:02	36:32

Points from Turnovers	KSU	KAN
Paint	12	21
Second Chance	6	11
Fast Breaks	12	21
Bench	9	19

Period by Period Scoring	1st	2nd	TOT
KSU	37	41	78
KAN	49	41	90

23

AT #13/13 IOWA STATE 68, #8/8 KANSAS 53  
Feb. 4, 2023 | Ames, Iowa | Hilton Coliseum (13,267)

#8 Kansas - 53		Record: 16-5 (6-4)											
NO.	Name	Min	FG M-A	3P M-A	FT M-A	Rebounds OR DR TOT	Fouls PF FD	TP	AS	TO	ST	Blocks BS BA	+/-
10	Jalen Wilson	F 39:12	7-16	3-8	9-11	1 8 9	2 9	26	2	4	0	0	-13
24	KJ Adams, Jr.	F 32:57	3-6	0-0	1-2	1 3 4	0 2	7	3	1	0	0	-10
3	Dajuan Harris	G 33:39	1-5	0-3	0-0	0 3 3	1 1	2	3	2	2	1	-18
4	Gradey Dick	G 30:18	2-6	1-4	2-2	0 1 1	2 1	7	0	5	0	0	-9
15	Kevin McCullar	G 23:19	1-4	0-2	0-1	2 9 11	4 5	2	1	3	1	1	-7
1	Joseph Yesufu	19:27	3-6	2-5	0-0	0 1 1	3 0	8	0	0	1	0	-7
0	Bobby Pettiford	07:34	0-1	0-1	0-0	0 0 0	0 0	0	3	3	0	0	-2
23	Ernest Udeh Jr.	06:42	0-0	0-0	1-2	1 1 2	2 1	1	0	2	1	0	-3
11	MJ Rice	04:24	0-0	0-0	0-0	0 1 1	0 0	0	0	0	0	0	-5
21	Zach Clemence	00:21	0-0	0-0	0-0	0 0 0	0 0	0	0	0	1	0	-2
20	Michael Jankovich	02:07	0-0	0-0	0-0	0 0 0	0 0	0	0	0	0	0	1
Team						0 0 0		0		0			
Totals			17-44	6-23	13-18	5 27 32	16 19	53	12	20	5	4 0	-15
Shooting By Period													
1 <sup>st</sup> FG% 8-25 32.0%													
3 <sup>rd</sup> FT% 4-14 28.6%													
FT% 1-2 50%													
2 <sup>nd</sup> FG% 9-19 47.4%													
3 <sup>rd</sup> FT% 2-9 22.2%													
FT% 12-16 75%													
GM FG% 17-44 38.6%													
3 <sup>rd</sup> FT% 6-23 26.1%													
FT% 13-18 72.2%													
Dead Ball Rebounds: 3, 1													

#13 Iowa State - 68		Record: 16-6 (7-3)														
NO.	Name	Min	FG M-A	3P M-A	FT M-A	Rebounds OR DR TOT	Fouls PF FO	TP	AS	TO	ST	Blocks BS BA	+/-	Shooting By Period		
21	Osun Osunniyi	C 23:29	6-8	0-0	1-2	1 4 5	4 3	13	1	3	0	0	13	1st FG%	15.31 48.2%	
2	Caleb Grill	G 37:23	3-10	1-7	2-2	0 2 2	0 4	9	4	1	2	0	1	3PT%	2.9 29.2%	
3	Tamin Lipsey	G 33:02	4-9	0-3	1-2	4 4 8	1 3	9	10	2	3	0	1	FT%	1.2 50%	
13	Jaren Holmes	G 31:34	5-10	4-6	1-2	0 6 6	3 2	15	2	2	1	0	1	2nd FG%	13.30 43.3%	
22	Gabe Kalscheur	G 32:05	3-7	2-4	0-1	0 2 2	3 2	8	1	1	1	0	0	3PT%	5.14 35.7%	
5	Aljaz Kunc	10:36	0-3	0-3	0-0	0 0 0	0 4	2	0	1	0	1	0	FT%	4.7 57.1%	
12	Robert Jones	16:31	2-7	0-0	0-0	1 1 2	2 0	4	0	0	1	0	1	GM FG%	28.61 45.9%	
0	Tre King	15:20	5-7	0-0	0-0	1 4 5	2 0	10	0	0	0	0	0	3PT%	7.23 30.4%	
														FT%	5.9 55.6%	
Team						1 1 2				0	1			Dead Ball Rebounds: 1.0		
Totals			28-61	7-23	5-9	8 24 32	19 16	68	19	10	9	0	4	15		

	KAN	ISU
Biggest lead	1 (1 <sup>st</sup> 19:34)	19 (2 <sup>nd</sup> 8:29)
Best Scoring Run	8 (2 <sup>nd</sup> 16:03)	7 (1 <sup>st</sup> 16:45)
Lead Changes	2	
Times Tied	0	
Time with Lead	01:03	38:46

Points from Turnovers	KAN	ISU
Paint	16	36
Second Chance	3	12
Fast Breaks	3	6
Bench	9	14

Period by Period Scoring	1st	2nd	TOT
KAN	21	32	53
ISU	33	35	68

Texas - 80		Record: 19-5 (8-3)												
NO.	Name	Min	FG M-A	3P M-A	FT M-A	Rebounds OR DR TOT	Fouls PF FD	TP	AS	TO	ST	Blocks BS BA	+/-	
0	Timmy Allen	F 31:56	6-12	0-0	6-8	0 4 4	1 6	18	0	0	0	1 2	7	
1	Dylan Disu	F 15:10	1-4	0-0	0-0	1 3 4	3 1	2	1	1	1	1 0	-6	
23	Dillon Mitchell	F 21:46	2-2	0-0	0-0	2 7 9	0 1	4	0	2	2	1 0	-7	
4	Tyrese Hunter	G 25:53	2-4	1-3	1-2	0 0 0	1 1	6	0	3	0	0 0	-21	
5	Marcus Carr	G 36:11	10-21	3-8	6-7	0 2 2	2 4	29	2	4	1	0 0	-4	
10	Sir Jabari Rice	25:16	5-13	1-5	1-1	3 2 5	5 1	12	1	0	0	0 0	4	
32	Christian Bishop	20:56	3-4	0-0	0-0	3 3 3	3 2	6	2	2	1	0 1	-5	
30	Brock Cunningham	18:32	1-2	1-2	0-0	2 0 2	3 1	3	0	0	0	1 0	-3	
2	Arterio Morris	04:20	0-1	0-1	0-0	0 0 0	2 0	0	0	0	1	0 0	-5	
Team						2 2 4		0		3				
Totals			30-63	6-19	14-18	10 23 33	20 17	80	6	15	6	4 3	-8	
Technical Fouls:NONE														

Shooting By Period		
1 <sup>st</sup>	FG%	13-27 48.1%
2 <sup>nd</sup>	3PT%	3-11 27.3%
3 <sup>rd</sup>	FT%	6-7 85.7%
4 <sup>th</sup>	FG%	17-36 47.2%
5 <sup>th</sup>	3PT%	3-8 37.5%
6 <sup>th</sup>	FT%	8-11 72.7%
GM	FG%	30-63 47.6%
7 <sup>th</sup>	3PT%	6-19 31.6%
8 <sup>th</sup>	FT%	14-18 77.8%

Dead Ball Rebounds: 3, 0

Kansas - 88		Record: 19-5 (7-4)												
-------------	--	--------------------	--	--	--	--	--	--	--	--	--	--	--	--

Kansas - 88		Record: 19-5 (7-4)																		
NO.	Name	Min	FG M-A	3P M-A	FT M-A	Rebounds OR DR TOT	Fouls PF FD	TP	AS	TO	ST	Blocks BS BA	+/-							
10	Jalen Wilson	F 27:02	1-7	0-1	0-0	0 6 6	4 2	2	2	3	0	2 0	-1							
24	KJ Adams, Jr.	F 30:16	4-7	0-0	2-2	7 1 8	1 2	10	0	2	0	1 0	-1							
3	Dajuan Harris	G 34:21	8-16	0-2	1 5 6	0 1 1	17	5	3	4	0	0 7	2nd FG% 5-7 71.4%							
4	Grady Dick	G 34:42	7-11	2-3	5 6	0 4 4	4 3	21	1	0	2	0 0	1							
15	Kevin McCullar	G 31:44	3-7	0-2	10-13	0 2 2	4 9	16	6	3	0	0 5	1							
1	Joseph Yesufu	18:50	5-9	0-2	4-4	0 5 5	0 2 14	0	0	0	0 1	0 1	10							
23	Ernest Udeh Jr.	08:31	3-3	0-0	1	2 0 2	2 1 6	0	1	0	1 0	0 9	9							
11	MJ Rice	14:34	1-5	0-0	0-0	2 1 3	2 0 2	1	1	0	1 0	0 3	10							
Team						2 0 2	0	0	0											
Totals						32-65	2-10	22-28	14	24	38	17	20	88	16	11	8	3	4	8

Shooting By Period		
1st	FG%	18-38 47.4%
3PT%	1-6 16.7%	
FT%	5-7 71.4%	
2nd	FG%	14-27 51.9%
3PT%	1-4 25.0%	
FT%	17-21 81.0%	
3rd	FG%	32-65 49.2%
FT%	21-30 70.0%	
FT%	22-28 78.6%	

Dead Ball Rebounds: 2, 2

Technical Fouls: NONE





29

#3/4 KANSAS 76, WEST VIRGINIA 74  
Feb. 25, 2023 | Lawrence, Kansas | Allen Fieldhouse (16,300)

West Virginia - 74												Record: 16-13 (5-11)											
NO.	Name	Min	FG M-A	3P M-A	FT M-A	Rebounds			Fouls		TP	AS	TO	ST	Blocks BS BA	+/-	Shooting By Period						
						OR	DR	TOT	PF	FD							1 <sup>st</sup>	2 <sup>nd</sup>	3 <sup>rd</sup>	4 <sup>th</sup>			
1	Emmitt Matthews Jr.	F 37:26	6-13	0-2	1-1	3	3	6	3	2	13	0	1	1	1	0	-8	1 <sup>st</sup> FG%	13-29	44.8%			
3	Tre Mitchell	F 37:19	8-12	3-5	1-2	4	3	7	2	2	20	2	4	2	1	1	3	3 <sup>rd</sup> FT%	4-13	30.8%			
15	Jimmy Bell Jr.	F 13:11	0-0	0-0	0-0	2	1	3	3	0	0	1	2	2	0	0	5	FT%	3-4	75%			
0	Kedrian Johnson	G 40:00	5-11	1-5	4-4	0	1	1	2	6	15	0	8	2	0	0	-2	2 <sup>nd</sup> FG%	15-32	46.9%			
10	Erik Stevenson	G 33:54	9-22	2-7	3-3	2	4	6	3	3	23	4	3	1	0	0	-1	3 <sup>rd</sup> FT%	2-8	25.0%			
32	James Okonkwo	11:32	0-0	0-0	1-2	1	1	2	0	1	1	0	0	0	0	0	-7	FT%	9-10	90%			
5	Joe Toussaint	17:31	0-1	0-1	2-2	1	4	5	4	2	2	1	3	0	0	0	4	GM FG%	28-61	45.9%			
14	Seth Wilson	06:06	0-1	0-0	0-0	0	0	0	0	0	0	0	0	0	0	0	-1	3 <sup>rd</sup> FT%	6-21	28.6%			
24	Pat Suernnick	03:01	0-1	0-1	0-0	0	1	1	0	0	0	1	0	0	0	0	-3	FT%	12-14	85.7%			
Team						1			2	3	0		0		0		Dead Ball Rebounds: 1, 0						
Totals			28-61	6-21	12-14	14	20	34	17	16	74	9	21	8	2	2	-2	Technical Fouls:NONE					

Kansas - 76												Record: 24-5 (12-4)											
NO.	Name	Min	FG M-A	3P M-A	FT M-A	Rebounds		Fouls	TP	AS	TO	ST	Blocks		+/-	Shooting By Period							
						OR	DR	TOT	PF	FD			BS	BA		1 <sup>st</sup>	2 <sup>nd</sup>	3 <sup>rd</sup>	4 <sup>th</sup>	OT			
10	Jalen Wilson	F 36:35	4-9	0-1	3-6	2	4	6	3	3	11	2	4	0	1	6	1 <sup>st</sup> FG%	14-27	51.9%				
24	KJ Adams, Jr.	F 37:04	6-10	0-1	1-3	3	3	6	3	3	13	5	0	2	0	9	3 <sup>rd</sup> FT%	4-11	36.4%				
3	Dajuan Harris	G 36:07	7-9	2-3	1-2	0	1	1	1	2	17	6	1	6	0	16	FT%	3-4	75%				
4	Gradey Dick	G 36:46	5-10	5-8	1-2	0	6	6	2	4	16	3	4	2	0	4	2 <sup>nd</sup> FG%	14-24	58.3%				
15	Kevin McCullar	G 35:05	5-8	2-4	4-4	1	3	4	3	4	16	1	3	2	1	1	3 <sup>rd</sup> FT%	6-9	66.7%				
1	Joseph Yesufu	09:52	1-5	1-3	0-0	0	1	1	0	1	3	0	1	0	0	-7	GM FG%	28-51	54.9%				
23	Ernest Udeh Jr.	02:56	0-0	0-0	0-0	0	1	1	2	0	0	0	2	0	0	-7	3 <sup>rd</sup> FT%	10-20	50.0%				
0	Bobby Pettiford	03:48	0-0	0-0	0-0	0	1	1	2	0	0	0	3	0	0	-11	FT%	10-17	58.8%				
11	MJ Rice	01:47	0-0	0-0	0-0	0	0	0	0	0	0	0	0	0	0	-1	Dead Ball Rebounds: 4.0						
Team												Technical Fouls:Coach 2 <sup>nd</sup> 7:11											
Totals			28-51	10-20	10-17	6	20	26	17	17	76	17	19	12	2	2	2						

	WVU	KAN	Points from	WVU	KAN	Period by Period Scoring			
Biggest lead	5 (1 <sup>st</sup> 8:56)	8 (2 <sup>nd</sup> 13:01)	Turnovers	25	20		1st	2nd	TOT
Best Scoring Run	8 (1 <sup>st</sup> 8:56)	7 (1 <sup>st</sup> 7:14)	Paint	26	28	WVU	33	41	74
Lead Changes	15		Second Chance	11	5		KAN	35	41
Times Tied	9		Fast Breaks	7	17				
Time with Lead	10:51	24:43	Bench	3	3				

30

#3/3 KANSAS 67, TEXAS TECH 63  
Feb. 28, 2023 | Lawrence, Kansas | Allen Fieldhouse (16,300)

Texas Tech - 63												Record: 16-14 (5-12)											
NO.	Name	Min	FG M-A	3P M-A	FT M-A	Rebounds		Fouls		TP	AS	TO	ST	Blocks		+/-	Shooting By Period						
						OR	DR	TOT	PF	FD				BS	BA		1 <sup>st</sup>	FG%	10-32	31.3%			
0	Kevin Obanor	F 35:57	6-12	0-3	2-2	1	2	3	2	1	14	1	1	1	0	-4	3 <sup>rd</sup>	1-11	9.1%				
11	Fardaws Almag	C 33:19	6-14	0-1	1-3	7	11	18	3	2	13	1	1	1	0	-4	FT%	0-0	0%				
2	Pop Isaacs	G 27:49	2-11	1-5	6-6	0	3	3	3	4	11	2	1	0	0	3	2 <sup>nd</sup>	FG%	15-29	51.7%			
20	Jaylon Tyson	G 35:51	3-9	0-3	0-0	1	12	13	3	0	6	3	1	1	0	1	2	3 <sup>rd</sup>	2-5	40.0%			
23	DeVion Harmon	G 33:37	6-11	2-3	1-3	0	1	1	2	4	15	2	4	0	0	-7	FT%	10-14	71.4%				
22	Elijah Fisher	16:06	1-3	0-1	0-0	0	2	2	0	0	2	0	0	0	0	1	GM	FG%	25-61	41.0%			
4	Robert Jennings	05:07	0-0	0-0	0-0	0	1	1	1	1	0	0	0	0	0	1	3 <sup>rd</sup>	3-16	18.8%				
3	D'Maurian Williams	01:58	0-0	0-0	0-0	0	0	0	1	0	0	0	0	0	0	-5	FT%	10-14	71.4%				
1	Lamar Washington	09:38	1-1	0-0	0-0	0	0	0	0	0	2	0	0	0	0	-2	Dead Ball Rebounds: 1, 0						
5	KJ Allen	00:38	0-0	0-0	0-0	0	0	0	0	0	0	0	0	0	0	0							
Team												Technical Fouls:NONE											
Totals			25-61	3-16	10-14	10	32	42	15	12	63	9	10	3	0	8	-4						

Kansas - 67												Record: 25-5 (13-4)												Technical Fouls: NONE											
NO. Name		Min	FG M-A	3P M-A	FT M-A	Rebounds		Fouls		TP	AS	TO	ST	Blocks		BS	+/-	Shooting By Period																	
						OR	DR	TOT	PF	FD								1 <sup>st</sup>	FG%	11-30	36.7%														
10	Jalen Wilson	F 38:28	6-16	0-5	9-10	0	5	5	0	6	21	2	1	1	2	0	4	3 <sup>PT</sup>	4-17	23.5%															
24	KJ Adams, Jr.	F 33:29	2-4	0-0	3-6	1	7	8	1	3	7	1	1	1	0	0	0	FT%	4-6	66.7%															
3	Dajuan Harris	G 37:29	7-12	2-4	0-0	0	0	0	2	1	16	5	1	2	1	0	0	2 <sup>nd</sup> FG%	11-26	42.3%															
4	Gradey Dick	G 34:58	0-7	0-5	4-4	0	5	5	1	3	4	4	1	1	2	0	3	3 <sup>PT</sup>	1-6	16.7%															
15	Kevin McCullar	G 36:48	5-12	2-5	2-2	1	8	9	4	2	14	0	1	1	2	0	2	FT%	14-16	87.5%															
1	Joseph Yesufu	09:20	1-3	1-3	0-0	0	0	0	2	0	3	0	0	0	0	0	3	GM FG%	22-56	39.3%															
23	Ernest Udeh Jr.	06:31	1-1	0-0	0-0	1	0	1	2	0	2	1	0	0	0	0	4	3 <sup>PT</sup>	5-23	21.7%															
0	Bobby Pettiford	02:57	0-1	0-1	0-0	0	0	0	0	0	0	0	0	0	0	0	3	FT%	18-22	81.8%															
Team						1	4	5			0		0					Dead Ball Rebounds: 2.0																	
Totals			22-56	5-23	18-22	4	29	33	12	15	67	13	5	6	8	0	4																		
												Technical Fouls: NONE																							

	TTU	KAN	Points from		TTU	KAN	Period by Period Scoring			
Biggest lead	3 (1 <sup>st</sup> 14:07)	9 (1 <sup>st</sup> 0:26)	Turnovers	8	8		1st	2nd	TOT	
Best Scoring Run	5 (1 <sup>st</sup> 14:07)	7 (1 <sup>st</sup> 11:49)	Paint	40	32	TTU	21	42	63	
Lead Changes	3		Second Chance	6	8		KAN	30	37	67
Times Tied	1		Fast Breaks	6	12					
Time with Lead	03:14	34:10	Bench	4	5					

# CAREER RECORDS

## SCORING

1.	Danny Manning	2,951	1985-88
2.	Nick Collison	2,097	2000-03
3.	Raef LaFrentz	2,066	1995-98
4.	Clyde Lovellette	1,979	1950-52
5.	Sherron Collins	1,888	2007-10
6.	Frank Mason III	1,885	2014-17
7.	Darnell Valentine	1,821	1978-81
8.	Keith Langford	1,812	2002-05
9.	Perry Ellis	1,798	2013-16
10.	Paul Pierce	1,768	1996-98
11.	Dave Robisch	1,754	1969-71
12.	Kirk Hinrich	1,753	2000-03
13.	Devonte' Graham	1,750	2015-18
14.	Kevin Pritchard	1,692	1987-90
15.	Ochai Agbaji	1,652	2019-22
16.	Mark Randall	1,627	1987, 89-91
17.	Wayne Simien	1,593	2002-05
18.	Tyshawn Taylor	1,580	2009-12
19.	Jeff Boschee	1,560	1999-2002
20.	Kenny Gregory	1,555	1998-2001
21.	Calvin Thompson	1,548	1983-86
22.	Drew Gooden	1,526	2000-02
23.	Ron Kelllogg	1,508	1983-86
24.	Bud Stallworth	1,495	1970-72
25.	Tony Guy	1,488	1979-82
26.	Brandon Rush	1,477	2006-08
27.	Wilt Chamberlain	1,433	1957-58
28.	Richard Scott	1,375	1991-94
29.	Adonis Jordan	1,373	1990-93
30.	Marcus Morris	1,371	2009-11
31.	<b>Jalen Wilson</b>	<b>1,341</b>	<b>present</b>
	Mario Chalmers	1,341	2006-08
33.	Walter Wesley	1,315	1964-66
34.	Jo Jo White	1,286	1966-69
35.	Eric Chenowith	1,281	1998-2001
36.	Jerod Haase	1,264	1995-97
37.	Steve Woodberry	1,240	1991-94
38.	Scot Pollard	1,209	1994-97
39.	Greg Dreiling	1,209	1984-86
40.	Jacque Vaughn	1,207	1994-97
41.	Wayne Selden Jr.	1,202	2014-16
42.	Aaron Miles	1,183	2002-05
43.	Svi Mykhailiuk	1,181	2015-18
44.	Milt Newton	1,166	1985, 87-89
45.	Rick Suttle	1,156	1973-75
46.	Billy Thomas	1,152	1995-98
47.	David McCormack	1,145	2019-22
48.	Wayne Hightower	1,128	1960-61
49.	Lagerald Vick	1,100	2016-19
50.	Charlie Black	1,082	1942-43, 46-47
51.	Udoka Azubuike	1,069	2017-20
52.	Rex Walters	1,064	1992-93
53.	Otto Schnellbacher	1,062	1943, 46-48
54.	Kelly Knight	1,057	1980, 82-84
	Ryan Robertson	1,055	1996-99
56.	Nolen Ellison	1,045	1961-63
57.	Carl Henry	1,044	1983-84
58.	Cole Aldrich	1,038	2008-10
59.	Jerry Gardner	1,030	1960-62
60.	Bill Bridges	1,028	1959-61
61.	Thomas Robinson	1,026	2010-12
62.	Cedric Hunter	1,022	1984-87
	David Magley	1,022	1979-82
64.	Christian Braun	1,018	2020-22
65.	Rodger Bohnenstiehl	1,006	1966-67-68
66.	Norman Cook	1,004	1974-75-76

## FIELD GOAL PCT.

(Min. 500 attempts)

1.	Udoka Azubuike	469-629	74.6	2017-20
2.	Mark Randall	643-1037	62.0	1987, 89-91
3.	Richard Scott	566-950	59.6	1991-94
4.	Danny Manning	1216-2049	59.3	1985-88
5.	Darnell Jackson	311-586	58.0	2005-08
	Alonzo Jamison	296-510	58.0	1990-92
6.	Cole Aldrich	391-681	57.4	2008-10
8.	Greg Dreiling	474-828	57.2	1984-86
9.	Jeff Withey	327-576	56.8	2010-13
	Sasha Kaun	331-583	56.8	2005-08

## REBOUNDS

1.	Danny Manning	1,187	1985-88
2.	Raef LaFrentz	1,186	1995-98
3.	Nick Collison	1,143	2000-03
4.	Bill Bridges	1,081	1959-61
5.	Eric Chenowith	933	1998-2001
6.	Drew Gooden	905	2000-02
7.	Wayne Simien	884	2002-05
8.	Wilt Chamberlain	877	1957-58
9.	Cole Aldrich	860	2008-10
10.	Scot Pollard	850	1994-97
11.	Clyde Lovellette	839	1950-52
12.	Perry Ellis	834	2013-16
13.	Dave Robisch	815	1969-71
14.	Greg Ostertag	770	1992-95
15.	Thomas Robinson	763	2010-12
16.	<b>Jalen Wilson</b>	<b>754</b>	<b>2020-present</b>
17.	Mark Randall	723	1987, 89-91
18.	Landen Lucas	702	2014-17
19.	Udoka Azubuike	685	2017-20
20.	David McCormack	681	2019-22
21.	Paul Mokeski	680	1977-79
22.	Marcus Morris	676	2009-11
	Paul Pierce	676	1996-98
24.	Markieff Morris	662	2009-11
25.	Greg Dreiling	650	1984-86
26.	Roger Brown	640	1969-71

## ASSISTS

(started 1974-75)

1.	Aaron Miles	954	2002-05
2.	Jacque Vaughn	804	1994-97
3.	Cedric Hunter	684	1984-87
4.	Kirk Hinrich	668	2000-03
5.	Devonte' Graham	632	2015-18
6.	Darnell Valentine	609	1978-81
7.	Frank Mason III	576	2014-17
8.	Tyshawn Taylor	575	2009-12
9.	Adonis Jordan	568	1990-93
10.	Sherron Collins	552	2007-10
11.	Russell Robinson	500	2005-08
12.	Kevin Pritchard	499	1987-90
13.	Ryan Robertson	485	1996-99
14.	Mark Turgeon	437	1984-87
15.	Jeff Boschee	425	1999-2002
16.	Mario Chalmers	420	2006-08
17.	<b>Dajuan Harris Jr.</b>	<b>418</b>	<b>2021-present</b>
18.	Elijah Johnson	399	2010-13
19.	Steve Woodberry	361	1991-94
20.	Marcus Garrett	351	2018-Pres.
21.	Jerod Haase	343	1995-97
22.	Danny Manning	342	1985-88
23.	Tony Guy	327	1979-82

## 3-POINT FIELD GOALS MADE

(started 1986-87)

1.	Jeff Boschee	338	1999-2002
2.	Devonte' Graham	296	2015-18
3.	Billy Thomas	269	1995-98
4.	Ochai Agbaji	250	2019-22
5.	Svi Mykhailiuk	237	2015-18
6.	Kirk Hinrich	236	2000-03
7.	Sherron Collins	232	2007-10
8.	Brandon Rush	205	2006-08
9.	Terry Brown	200	1990-91
10.	Frank Mason III	185	2014-17
11.	Mario Chalmers	180	2006-08
12.	Adonis Jordan	179	1990-93
13.	Tyrel Reed	176	2008-11
14.	Lagerald Vick	167	2016-19
15.	Wayne Selden Jr.	162	2014-16
16.	Jerod Haase	156	1995-97
17.	Kevin Pritchard	154	1987-90
18.	Rex Walters	151	1992-93
19.	Elijah Johnson	147	2010-13
20.	Ryan Robertson	144	1996-99
21.	J.R. Giddens	137	2004-05
--			
	<b>Jalen Wilson</b>	<b>128</b>	<b>2020-present</b>

## 3-POINT FIELD GOAL ATTEMPTS

(started 1986-87)

1.	Jeff Boschee	843	1999-2002
2.	Devonte' Graham	723	2015-18
3.	Billy Thomas	691	1995-98
4.	Ochai Agbaji	670	2019-22
5.	Sherron Collins	615	2007-10
6.	Svi Mykhailiuk	579	2015-18
7.	Kirk Hinrich	546	2000-03
8.	Terry Brown	485	1990-91
9.	Brandon Rush	471	2006-08
10.	Jerod Haase	461	1995-97
11.	Wayne Selden Jr.	443	2014-16
12.	Frank Mason III	440	2014-17
13.	Adonis Jordan	437	1990-93
14.	Tyrel Reed	433	2008-11
15.	Elijah Johnson	430	2010-13
	Mario Chalmers	430	2006-08
17.	Lagerald Vick	412	2016-19
18.	<b>Jalen Wilson</b>	<b>410</b>	<b>2020-present</b>
19.	Kevin Pritchard	379	1987-90
20.	Sean Pearson	371	1993-96
21.	J.R. Giddens	369	2004-05
22.	Rex Walters	361	1992-93
23.	Christian Braun	357	2020-22
24.	Ryan Robertson	354	1996-99
25.	Tyshawn Taylor	324	2009-12

## 3-POINT FIELD GOAL PCT.

(Min. 200 attempts; started 1986-87)

1.	Milt Newton	100-224	44.6	1987-89
2.	Jeff Guelndner	90-205	43.9	1987-90
3.	Brandon Rush	205-471	43.5	2005-08
4.	Kirk Hinrich	236-546	43.2	2000-03
5.	Steve Woodberry	126-298	42.3	1991-94
6.	Frank Mason III	185-440	42.0	2014-17
7.	Mario Chalmers	180-430	41.9	2005-08
8.	Rex Walters	151-361	41.8	1992-93
9.	Brady Morningstar	116-281	41.3	2007-11
10.	Terry Brown	200-485	41.2	1990-91
11.	Devonte' Graham	296-723	40.9	2015-18
	Svi Mykhailiuk	237-579	40.9	2015-18
	Adonis Jordan	179-437	40.9	1990-93
14.	Ryan Robertson	144-354	40.7	1996-99
15.	Tyrel Reed	176-433	40.6	2008-11
	Kevin Pritchard	154-379	40.6	1987-90
17.	Lagerald Vick	167-412	40.5	2016-19
18.	Jeff Boschee	338-843	40.1	1999-02
19.	Keith Langford	102-257	39.7	2002-05
20.	Billy Thomas	269-691	38.9	1995-98
21.	Jacque Vaughn	105-274	38.3	1994-97
22.	Christian Braun	135-357	37.8	2020-22
23.	Sherron Collins	232-655	37.7	2007-10

## STEALS

(started 1975-76)

1.	Darnell Valentine	336	1978-81
2.	Mario Chalmers	283	2006-08
3.	Aaron Miles	264	2002-05
4.	Danny Manning	250	1985-88
5.	Russell Robinson	247	2005-08
6.	Kirk Hinrich	206	2000-03
7.	Devonte' Graham	197	2015-18
8.	Kevin Pritchard	190	1987-90
9.	Nick Bradford	187	1997-2000
10.	Marcus Garrett	181	2018-Pres.
	Adonis Jordan	181	1990-93
12.	Alonzo Jamison	175	1990-92
13.	Jerod Haase	174	1995-97
14.	Tyshawn Taylor	172	2009-12
15.	Frank Mason III	165	2014-17
16.	Jeff Boschee	161	1999-2002
	Tony Guy	161	1979-82
18.	Jacque Vaughn	160	1994-97
	Steve Woodberry	160	1991-94
20.	Cedric Hunter	157	1984-87
21.	Nick Collison	155	2000-03
22.	<b>Dajuan Harris Jr.</b>	<b>147</b>	<b>2021-present</b>
	Paul Pierce	147	1996-98
23.	Sherron Collins	145	2007-10

## BLOCKED SHOTS

(started 1974-75)

1.	Jeff Withey	311	2010-13
2.	Greg Ostertag	258	1992-95
3.	Cole Aldrich	253	2008-10
4.	Nick Collison	243	2000-03
5.	Eric Chenowith	242	1998-2001
6.	Scot Pollard	218	1994-97
7.	Danny Manning	200	1985-88
8.	Udoka Azubuike	172	2017-20
9.	Mitch Lightfoot	156	2017-22
10.	John Crawford	155	1978-81
11.	Sasha Kaun	150	2005-08
12.	Donnie Von Moore	147	1974-75, 77-78
13.	Raef LaFrentz	138	1995-98
	Greg Dreiling	138	1984-86
15.	Paul Mokeski	136	1976-79
16.	Jamari Traylor	126	2013-16
17.	B.J. Williams	112	1994-97
18.	Darrell Arthur	109	2007-08
19.	Drew Gooden	107	2000-02
20.	Patrick Richey	106	1991-94
21.	Markieff Morris	103	2009-11
22.	Paul Pierce	98	1996-98

## DOUBLE-DOUBLES

1.	Raef LaFrentz	56	1995-98
2.	Danny Manning	45	1985-88
	Dave Robisch	45	1969-71
4.	Drew Gooden	44	2000-02
5.	Wayne Simien	38	2002-05
6.	Cole Aldrich	37	2008-10
	Nick Collison	37	2000-03
8.	Thomas Robinson	32	2009-11
9.	<b>Jalen Wilson</b>	<b>25</b>	<b>2020-present</b>
10.	Udoka Azubuike	22	2017-20
	Dedric Lawson	22	2019
12.	Eric Chenowith	21	1998-2001

## CONSECUTIVE GAMES STARTED

1.	Danny Manning	141	1985-88
2.	Raef LaFrentz	116	1995-98
3.	Frank Mason III	110	2014-17
	Aaron Miles	110	2002-05
5.	Wayne Selden Jr.	101	2014-16
6.	Jacque Vaughn	100	1994-97
7.	Ochai Agbaji	98	2019-22
	Keith Langford	98	2002-05
9.	Cedric Hunter	89	1984-87
10.	Jo Jo White	84	196



SINGLE SEASON RECORDS - INDIVIDUAL

POINTS

1.	Danny Manning (1988)	942
2.	Clyde Lovellette (1952)	886
3.	Danny Manning (1987)	860
4.	Wilt Chamberlain (1957)	800
5.	Paul Pierce (1998)	777
6.	Frank Mason III (2017)	753
7.	Drew Gooden (2002)	734
8.	Ochai Agbaji (2022)	732
9.	Nick Collison (2003)	702
10.	Dedric Lawson (2019)	700

-- Jalen Wilson (2023) 589

POINTS PER GAME

1.	Wilt Chamberlain (1958)	30.1
2.	Wilt Chamberlain (1957)	29.6
3.	Clyde Lovellette (1952)	28.6
4.	Dave Robisch (1970)	26.5
5.	Bud Stallworth (1972)	25.3
6.	Danny Manning (1988)	24.8
7.	Danny Manning (1987)	23.9
8.	Walter Wesley (1965)	23.5
9.	Clyde Lovellette (1951)	22.8
10.	Wayne Hightower (1960)	21.8

-- Jalen Wilson (2023) 19.6

REBOUNDS

1.	Wilt Chamberlain (1957)	510
2.	Thomas Robinson (2012)	463
3.	Drew Gooden (2002)	423
4.	Clyde Lovellette (1952)	410
5.	Cole Aldrich (2009)	387
6.	Bill Bridges (1960)	385
7.	Nick Collison (2003)	380
8.	Dedric Lawson (2019)	371
9.	Wilt Chamberlain (1958)	367
10.	Cole Aldrich (2010)	354

-- Jalen Wilson (2023) 249

REBOUNDS PER GAME

1.	Wilt Chamberlain (1957)	18.9
2.	Wilt Chamberlain (1958)	17.5
3.	Bill Bridges (1961)	14.1
4.	Bill Bridges (1960)	13.8
5.	Bill Bridges (1959)	13.7
6.	Clyde Lovellette (1952)	13.2
7.	Dave Robisch (1970)	12.1
8.	Thomas Robinson (2012)	11.9
9.	Wayne Hightower (1961)	11.6
10.	Drew Gooden (2002)	11.4

DOUBLE-DOUBLES

1.	Thomas Robinson (2012)	27
2.	Drew Gooden (2002)	25
3.	Dedric Lawson (2019)	22
4.	Cole Aldrich (2009)	21
5.	Raef LaFrentz (1997)	21
6.	Raef LaFrentz (1998)	19
7.	Dave Robisch (1970)	19
8.	Danny Manning (1987)	18
9.	Dave Robisch (1971)	17
10.	Wayne Simien (2005)	16

-- Nick Collison (2003) 16

ASSISTS

1.	Devonte' Graham (2018)	282
2.	Cedric Hunter (1986)	278
3.	Aaron Miles (2002)	252
4.	Ryan Robertson (1998)	248
5.	Aaron Miles (2003)	244
6.	Aaron Miles (2004)	242
7.	Jacque Vaughn (1995)	238
8.	Kirk Hinrich (2001)	229
9.	Jacque Vaughn (1996)	223
10.	Aaron Miles (2005)	216

-- Dajuan Harris Jr. (2023) 187

STEALS

1.	Mario Chalmers (2008)	97
2.	Mario Chalmers (2007)	97
3.	Darnell Valentine (1981)	92
4.	Aaron Miles (2003)	91
5.	Darnell Valentine (1979)	91

6.	Mario Chalmers (2006)	89
7.	Alonzo Jamison (1992)	83
8.	3x (last Alonzo Jamison, 1991)	80

-- Kevin McCullar Jr. (2023) 61  
Dajuan Harris Jr. (2023) 60

BLOCKED SHOTS

1.	Jeff Withey (2013)	146
2.	Jeff Withey (2012)	140
3.	Cole Aldrich (2010)	125
4.	Greg Ostertag (1994)	97
5.	Cole Aldrich (2009)	94
6.	Greg Ostertag (1995)	91
7.	Scot Pollard (1996)	84
8.	Nick Collison (2002)	83
9.	Udoka Azubuike (2020)	80
10.	Eric Chenowith (1999)	78

FIELD GOALS MADE

1.	Danny Manning (1988)	381
2.	Clyde Lovellette (1952)	352
3.	Danny Manning (1987)	347
4.	Paul Pierce (1998)	287
5.	Drew Gooden (2002)	285
6.	Nick Collison (2003)	281
7.	Danny Manning (1986)	279
8.	Bud Stallworth (1972)	277
9.	Wilt Chamberlain (1957)	275

-- Jalen Wilson (2023) 201

FIELD GOALS ATTEMPTED

1.	Clyde Lovellette (1952)	742
2.	Danny Manning (1988)	653
3.	Bud Stallworth (1972)	620
4.	Wilt Chamberlain (1957)	588
5.	Drew Gooden (2002)	566
6.	Danny Manning (1987)	562
7.	Paul Pierce (1998)	559
8.	Clyde Lovellette (1951)	554
9.	Ochai Agbaji (2022)	542
10.	Dave Robisch (1970)	526

-- Sherron Collins (2009) 521

Jalen Wilson (2023) 482

FIELD GOAL PCT. (MIN 175 ATT.)

1.	Udoka Azubuike (2018)	77.0
2.	Udoka Azubuike (2020)	74.8
3.	Mark Randall (1989)	64.6
4.	Mark Randall (1991)	64.3
5.	Richard Scott (1992)	63.9
6.	Landen Lucas (2017)	63.1
7.	KJ Adams Jr. (2023)	62.8
8.	Darnell Jackson (2008)	62.6
9.	Sasha Kaun (2008)	61.9
10.	Danny Manning (1987)	61.7

FREE THROWS MADE

1.	Wilt Chamberlain (1957)	250
2.	Wayne Hightower (1960)	193
3.	Frank Mason III (2017)	189
4.	Dave Robisch (1970)	189
5.	Clyde Lovellette (1952)	182
6.	Wilt Chamberlain (1958)	177
7.	Andrew Wiggins (2014)	176
8.	Danny Manning (1988)	171
9.	Dedric Lawson (2019)	167
10.	Devonte' Graham (2018)	167

-- Wayne Simien (2004) 167

Jalen Wilson (2023) 129

FREE THROWS ATTEMPTED

1.	Wilt Chamberlain (1957)	399
2.	Wilt Chamberlain (1958)	292
3.	Wayne Hightower (1960)	285
4.	Walter Wesley (1966)	262
5.	Dave Robisch (1970)	254
6.	Clyde Lovellette (1952)	250
7.	Thomas Robinson (2012)	239
8.	Frank Mason III (2017)	238
9.	B. H. Born (1953)	234
10.	Danny Manning (1988)	233

Dave Robisch (1971) 233

FREE THROW PCT. (MIN. 75 ATT.)

1.	Steve Woodberry (1993)	87.9
2.	Rex Walters (1993)	87.3
3.	Ryan Robertson (1999)	87.1
4.	Al Kelley (1954)	86.2
5.	Calvin Thompson (1984)	85.9
6.	Sherron Collins (2010)	85.5
7.	Gradey Dick (2023)	85.2
8.	Ron Kellogg (1986)	84.3
9.	Kirk Hinrich (2003)	84.3

3-POINT FIELD GOALS MADE

1.	Svi Mykhailiuk (2018)	115
2.	Terry Brown (1991)	111
3.	Devonte' Graham (2018)	110
4.	Jeff Boschee (2002)	110
5.	Billy Thomas (1998)	105
6.	Ochai Agbaji (2022)	103
7.	Devonte' Graham (2017)	94
8.	Kirk Hinrich (2003)	89
9.	Terry Brown (1990)	89
10.	Malik Newman (2018)	85

-- Gradey Dick (2023) 71  
Jalen Wilson (2023) 58

3-POINT FIELD GOALS ATTEMPTED

1.	Terry Brown (1991)	277
2.	Devonte' Graham (2018)	271
3.	Billy Thomas (1998)	262
4.	Svi Mykhailiuk (2018)	259
5.	Ochai Agbaji (2022)	252
6.	Devonte' Graham (2017)	242
7.	Jeff Boschee (2002)	237
8.	Jeff Boschee (1999)	222
9.	Kirk Hinrich (2003)	219
10.	Terry Brown (1990)	208

-- Jalen Wilson (2023) 175  
Gradey Dick (2023) 175

3-PT FIELD GOAL PCT. (MIN. 80 ATT)

1.	Kirk Hinrich (2001)	50.5
2.	Aaron Miles (2005)	50.0
3.	Jeff Guelndner (1990)	48.6
4.	Kirk Hinrich (2002)	47.8
5.	Tyrel Reed (2010)	47.3
6.	Brandon Rush (2006)	47.2
7.	Frank Mason III (2017)	47.1
8.	Mario Chalmers (2008)	46.8
9.	Jeff Boschee (2002)	46.4

-- Gradey Dick (2023) 40.6

MINUTES PLAYED

1.	Devonte' Graham (2018)	1,435
2.	Ochai Agbaji (2022)	1,368
3.	Danny Manning (1988)	1,336
4.	Tyshawn Taylor (2012)	1,303
5.	Frank Mason III (2017)	1,301
6.	Frank Mason III (2016)	1,272
7.	Devonte' Graham (2017)	1,269
8.	Danny Manning (1986)	1,256
9.	Elijah Johnson (2012)	1,254
10.	Travis Releford (2013)	1,252

MINUTES PER GAME

1.	Tony Guy (1982)	39.4
2.	David Magley (1982)	39.0
3.	Clinton Johnson (1976)	38.2
4.	Wilmore Fowler (1979)	37.9
5.	Devonte' Graham (2018)	37.8
6.	Darnell Valentine (1981)	37.1
7.	John Douglas (1977)	36.4
8.	Carl Henry (1983)	36.2
9.	Tony Guy (1981)	36.2
10.	Frank Mason III (2017)	36.1

-- Jalen Wilson (2023) 35.1

# SINGLE SEASON TEAM RECORDS

## POINTS PER GAME

	YEAR	PTS	GMS	AVG
1.	1989-90	3223	35	92.1
2.	2001-02	3365	37	90.9
3.	1988-89	2758	31	89.0
4.	1996-97	3058	36	84.9
5.	1997-98	3300	39	84.6
--				
	2022-23	2,284	30	76.1

-- 2022-23 2,284 30 76.1

	YEAR	FGs	FGAs	FG%
1.	1985-86 . . . . .	1260 . . . . .	2266 . . . . .	55.6
2.	1984-95 . . . . .	1019 . . . . .	1898 . . . . .	53.7
3.	1989-90 . . . . .	1204 . . . . .	2258 . . . . .	53.3
4.	1988-89 . . . . .	1024 . . . . .	1925 . . . . .	53.2
5.	1983-84 . . . . .	924 . . . . .	1769 . . . . .	52.2
--				
	2022-23 . . . . .	839 . . . . .	1796 . . . . .	46.7

-- 2022-23 839 1796 46.7

YEAR	3FGs
1. 2017-18 . . . . .	391
2. 2016-17 . . . . .	318
3. 2015-16 . . . . .	304
4. 2021-22 . . . . .	286
5. 2010-11 . . . . .	271
2007-08 . . . . .	271
--	
<b>2022-23 . . . . .</b>	<b>213</b>

-- 2022-23 213

YEAR		3FGAs
1.	2017-18 . . . . .	974
2.	2016-17 . . . . .	787
3.	2021-22 . . . . .	792
4.	2018-19 . . . . .	743
5.	2015-16 . . . . .	728
6.	2010-11 . . . . .	710
--		
	<b>2022-23 . . . . .</b>	<b>611</b>

-- 2022-23 611

1.	1989-90	230	531	43.3
2.	2015-16	304	728	41.8
3.	2001-02	224	536	41.8
4.	1988-89	143	344	41.6
5.	1992-93	215	527	40.8
--				
	2022-23	213	611	34.9

-- 2022-23 213 611 34.9

1.	1989-90	763	35	21.8
2.	1985-86	814	39	20.9
3.	2001-02	767	37	20.7
4.	1988-89	620	31	20.0
5.	2000-01	641	33	19.4
	1984-85	660	34	19.4
--				
	<b>2022-23</b>	<b>514</b>	<b>30</b>	<b>17.1</b>

-- 2022-23 514 30 17.1

1.	2002-03	373	38	9.8
2.	2005-06	323	33	9.8
3.	1996-97	351	36	9.8
4.	2001-02	357	37	9.7
5.	1990-91	325	35	9.3
--				
	<b>2022-23</b>	<b>265</b>	<b>30</b>	<b>8.8</b>

-- 2022-23 265 30 8.8

	YEAR	OPP. FG%
1.	2012-13 . . . . .	36.1
2.	2005-06 . . . . .	37.0
	2006-07 . . . . .	37.6
4.	2019-20 . . . . .	37.7
5.	2000-02 . . . . .	37.8
	1994-95 . . . . .	37.8

-- 2022-23 41.1

OPPONENT 3-POINT FG PCT.

YEAR	OPP. 3FG%
1. 2021-22	29.8
2010-11	29.8
3. 2012-13	30.3
4. 2019-20	30.5
1998-99	30.5
1991-92	30.5
--	
2022-23	31.6

-- 2022-23 31.6

# FRESHMAN RECORDS

## POINTS SCORED

1. Andrew Wiggins (2014).....	597
2. Ben McLemore (2013).....	589
3. Josh Jackson (2017).....	572
4. Danny Manning (1985).....	496
5. Xavier Henry (2010).....	483
6. Brandon Rush (2006).....	444
7. Devon Dotson (2019).....	442
8. <b>Gradey Dick (2023).....</b>	<b>436</b>
9. Kerry Boagni (1983).....	408
10. Paul Pierce (1996).....	404
11. Darnell Valentine (1978).....	392
12. Mario Chalmers (2006).....	379
13. J.R. Giddens (2004).....	374
14. Darrell Arthur (2007).....	361
Jeff Boschee (1999).....	361
16. Nick Collison (2000).....	357
17. Sherron Collins (2007).....	354

## SCORING AVERAGE

1. Andrew Wiggins (2014).....	17.1
2. Josh Jackson (2017).....	16.3
3. Ben McLemore (2013).....	15.9
4. Danny Manning (1985).....	14.6
5. <b>Gradey Dick (2023).....</b>	<b>14.5</b>
6. Kerry Boagni (1983).....	14.1
7. Brandon Rush (2006).....	13.5
Darnell Valentine (1978).....	13.5
9. Xavier Henry (2010).....	13.4
10. Devon Dotson (2019).....	12.3
11. Paul Pierce (1996).....	11.9

## REBOUNDS

1. Josh Jackson (2017).....	258
Danny Manning (1985).....	258
3. Drew Gooden (2000).....	248
4. Nick Collison (2000).....	234
5. Raef LaFrentz (1995).....	231
6. Jalen Wilson (2021).....	230
7. Joel Embiid (2014).....	227
8. Norm Cook (1974).....	196
9. Brandon Rush (2006).....	195
10. Ben McLemore (2013).....	192
11. Eric Chenowith (1998).....	191

## REBOUND AVERAGE

1. Joel Embiid (2014).....	8.1
2. Jalen Wilson (2021).....	7.9
3. Danny Manning (1985).....	7.6
4. Drew Gooden (2000).....	7.5
Raef LaFrentz (1995).....	7.5
6. Josh Jackson (2017).....	7.4
7. Nick Collison (2000).....	6.9
8. Norm Cook (1974).....	6.5
9. Paul Mokeski (1976).....	6.4
10. Brandon Rush (2006).....	5.9
11. Cliff Alexander (2015).....	5.3
Wayne Simien (2002).....	5.3
Paul Pierce (1996).....	5.3

**Gradey Dick (2023)..... 5.0**

## ASSISTS

1. Aaron Miles (2002).....	252
2. Jacque Vaughn (1994).....	181
3. Mark Turgeon (1984).....	138
4. Darnell Valentine (1978).....	130
5. Devon Dotson (2019).....	127
Mario Chalmers (2006).....	127
7. Kirk Hinrich (2000).....	123
8. Jeff Boschee (1999).....	121
9. Sherron Collins (2007).....	112
10. Adonis Jordan (1990).....	109

## BLOCKED SHOTS

1. Joel Embiid (2014).....	72
2. Eric Chenowith (1998).....	62
3. Darrell Arthur (2007).....	54
4. David Padgett (2004).....	43
5. Julian Wright (2006).....	42
6. Josh Jackson (2017).....	37
Cliff Alexander (2015).....	37
8. Cole Aldrich (2008).....	34
Greg Ostertag (1992).....	34
Danny Manning (1985).....	34

## STEALS

1. Mario Chalmers (2006).....	89
2. Darnell Valentine (1978).....	80
3. Aaron Miles (2002).....	60
4. Josh Jackson (2017).....	59
5. Danny Manning (1985).....	58
6. Xavier Henry (2010).....	54
7. Devon Dotson (2019).....	49
8. <b>Gradey Dick (2023).....</b>	<b>45</b>
9. Paul Pierce (1996).....	44

## FIELD GOALS

1. Josh Jackson (2017).....	220
2. Danny Manning (1985).....	209
3. Ben McLemore (2013).....	198
4. Andrew Wiggins (2014).....	189
5. Kerry Boagni (1983).....	171
6. Brandon Rush (2006).....	170
7. Xavier Henry (2010).....	162
8. Darrell Arthur (2007).....	149
9. <b>Gradey Dick (2023).....</b>	<b>148</b>
10. Devon Dotson (2019).....	147

## FIELD GOAL ATTEMPTS

1. Josh Jackson (2017).....	429
2. Andrew Wiggins (2014).....	422
3. Ben McLemore (2013).....	400
4. Danny Manning (1985).....	369
5. Brandon Rush (2006).....	359
6. Xavier Henry (2010).....	354
Kerry Boagni (1983).....	354
8. Paul Pierce (1996).....	341
9. Jeff Boschee (1999).....	322
10. Ricky Ross (1980).....	320

## FIELD GOAL PERCENTAGE

1. Joel Embiid (2014).....	62.6
2. David McCormack (2019).....	62.5
3. Jeff Guelldner (1987).....	59.5
4. Cheick Diallo (2016).....	56.9
Travis Releford (2009).....	56.9
6. Cliff Alexander (2015).....	56.6
Danny Manning (1985).....	56.6
8. Julian Wright (2006).....	56.4
9. Richard Scott (1991).....	56.3
10. Carlton Bragg Jr. (2016).....	56.1

## FREE THROWS

1. Andrew Wiggins (2014).....	176
2. Ben McLemore (2013).....	120
3. Devon Dotson (2019).....	115
4. Josh Jackson (2017).....	98
Joel Embiid (2014).....	98
6. Xavier Henry (2010).....	90
7. Mario Chalmers (2006).....	89
8. Paul Pierce (1996).....	83
9. Kelly Oubre Jr. (2015).....	79
Keith Langford (2002).....	79

**Gradey Dick (2023)..... .69**

## FREE THROW ATTEMPTS

1. Andrew Wiggins (2014).....	227
2. Josh Jackson (2017).....	173
3. Devon Dotson (2019).....	147
4. Joel Embiid (2014).....	143
Darnell Valentine (1978).....	143
6. Ben McLemore (2013).....	138
7. Paul Pierce (1996).....	137
8. Jalen Wilson (2021).....	119
9. Xavier Henry (2010).....	115
10. Mario Chalmers (2006).....	113
Keith Langford (2002).....	113

## FREE THROW PERCENTAGE

1. Ben McLemore (2013).....	87.0
2. <b>Gradey Dick (2023).....</b>	<b>85.2</b>
3. Greg Gurley (1992).....	80.0
4. Aaron Miles (2002).....	79.3
Calvin Thompson (1983).....	78.9
6. Mario Chalmers (2006).....	78.8
7. Steve Woodberry (1991).....	78.4
8. Xavier Henry (2010).....	78.3
9. Devon Dotson (2019).....	78.2
10. Andrew Wiggins (2014).....	77.5
11. Ryan Robertson (1996).....	77.0

## 3-POINT FIELD GOALS

1. Jeff Boschee (1999).....	79
2. J.R. Giddens (2004).....	74
3. Ben McLemore (2013).....	73
4. <b>Gradey Dick (2023).....</b>	<b>71</b>
5. Xavier Henry (2010).....	69
6. Quentin Grimes (2019).....	54
7. Brandon Rush (2006).....	50
8. Billy Thomas (1995).....	49
9. Mario Chalmers (2006).....	48
10. Sherron Collins (2007).....	47
11. Andrew Wiggins (2014).....	43

## 3-FIELD GOALS ATTEMPTED

1. Jeff Boschee (1999).....	222
2. J.R. Giddens (2004).....	182
3. <b>Gradey Dick (2023).....</b>	<b>175</b>
4. Ben McLemore (2013).....	174
5. Xavier Henry (2010).....	165
6. Quentin Grimes (2019).....	159
7. Wayne Selden Jr. (2014).....	128
Mario Chalmers (2006).....	128
9. Andrew Wiggins (2014).....	126
Billy Thomas (1995).....	126
11. Jalen Wilson (2021).....	120
12. Sherron Collins (2007).....	116

## 3-FG PERCENTAGE

1. Jeff Guelldner (1987).....	57.1
2. Brandon Rush (2006).....	47.2
3. Steve Woodberry (1991).....	45.5
4. Ryan Robertson (1996).....	45.2
5. Christian Braun (2020).....	44.4
6. Ben McLemore (2013).....	42.0
7. <b>Gradey Dick (2023).....</b>	<b>41.8</b>
8. Xavier Henry (2010).....	41.8
9. Patrick Richey (1991).....	41.5
10. Kevin Pritchard (1987).....	40.9

## MINUTES PLAYED

1. Ben McLemore (2013).....	1,191
2. Devon Dotson (2019).....	1,168
3. Andrew Wiggins (2014).....	1,148
4. Danny Manning (1985).....	1,120
5. Josh Jackson (2017).....	1,077
6. Brandon Rush (2006).....	1,047
7. Wayne Selden Jr. (2014).....	1,022
8. Aaron Miles (2002).....	1,017
9. Xavier Henry (2010).....	990
10. Quentin Grimes (2019).....	988

**Gradey Dick (2023)..... 978**

## GAMES PLAYED

1. Marcus Garrett (2018).....	39
Eric Chenowith (1998).....	39
Kenny Gregory (1998).....	39
4. Sherron Collins (2007).....	38
5. Ben McLemore (2013).....	37
Perry Ellis (2013).....	37
Keith Langford (2002).....	37
Aaron Miles (2002).....	37
9. Devon Dotson (2019).....	36
Quentin Grimes (2019).....	36
Kelly Oubre Jr. (2015).....	36
Xavier Henry (2010).....	36
Darrell Arthur (2007).....	36
Kevin Pritchard (1987).....	36

**Gradey Dick (2023)..... 30**

## GAMES STARTED

1. Ben McLemore (2013).....	37
2. Wayne Selden Jr. (2014).....	35
Andrew Wiggins (2014).....	35
4. Devon Dotson (2019).....	36
Quentin Grimes (2019).....	36
Xavier Henry (2010).....	36
Aaron Miles (2002).....	36
8. Josh Jackson (2017).....	35
Jacque Vaughn (1994).....	35
10. Tyshawn Taylor (2009).....	33
Brandon Rush (2006).....	33
Nick Collison (2000).....	33
Paul Pierce (1996).....	33
Danny Manning (1985).....	33

**Gradey Dick (2023)..... 30**

THE LAST TIME...

A TEAM SCORED 100+ POINTS IN A GAME		
KU	102 (W, 102-83)	vs. Kansas State, 2-22-22
Opp.	102 (L, 90-102)	by Gonzaga, 11-26-20
A TEAM SCORED 50 OR FEWER POINTS IN A GAME		
KU	50 (L, 50-64)	vs. Tennessee, 11-25-22
Opp.	50 (W, 76-50)	by Miami, 3-27-22
A TEAM SCORED 90+ POINTS IN ALLEN FIELDHOUSE		
KU	91 (W, 91-65)	vs. Seton Hall, 12-1-22
Opp.	91 (W,94-91 2OT)	by Texas Tech, 1-24-22
A TEAM SCORED 60 OR FEWER POINTS IN ALLEN FIELDHOUSE		
KU	60 (L, 60-83)	vs. TCU, 1-21-23
Opp.	60 (W, 62-60)	by Iowa State, 1-14-23
A TEAM SCORED 90 POINTS IN A LOSS		
KU	90 (90-102)	vs. Gonzaga, 11-26-20
Opp.	91 (W, 94-91 2OT)	by Texas Tech, 1-24-22
A TEAM SCORED 60 OR FEWER POINTS IN A VICTORY		
KU	59 (W, 59-41)	at Kansas State, 2-17-21
Opp.	56 (L, 55-56)	by Villanova, 11-21-19
A TEAM HAD 5+ PLAYERS SCORE IN DOUBLE FIGURES		
KU	Harris (17), Dick (16), McCullar (16), Adams Jr. (13), Wilson (11)	vs. West Virginia, 2-25-23
Opp.	Jolly (14), Myers (14), Clayton (13), Joseph (10), Joiner (10)	by Iona, 11-28-21
A TEAM WON A GAME BY 25+ POINTS		
KU	+28 (95-67)	at Missouri, 12-10-22
Opp.	+34 (51-85)	by USC, 3-22-21
A TEAM WON A GAME BY 50+ POINTS		
KU	+55 (112-57)	vs. Monmouth, 11-15-19
Opp.		Never
A TEAM WON AN OVERTIME GAME (SINGLE-OVERTIME)		
KU	69-68	vs. Wisconsin, 11-24-22
Opp.	83-82	by Kansas State, 1-17-23
A TEAM WON A DOUBLE-OVERTIME GAME		
KU	94-91	vs. Texas Tech, 1-24-22
Opp.	80-79	by Texas Tech, 2-14-05
A TEAM WON A TRIPLE-OVERTIME GAME		
KU	109-106	vs. Oklahoma, 1-4-16
Opp.	76-73	by Oklahoma State, 2-4-81
A TEAM SHOT 60% FG IN A GAME		
KU	64.1% (41-64)	vs. Kansas State, 2-22-22
Opp.	64.5% (40-62)	by Gonzaga, 11-26-20
A TEAM SHOT 30% OR WORSE FG IN A GAME		
KU	29.0% (18-62)	vs. USC, 3-22-21
Opp.	27.9% (19-68)	by West Virginia, 2-19-22
A TEAM MADE 12+ 3-POINT FG IN A GAME		
KU	13	vs. Texas Southern, 11-28-22
Opp.	13	by Oklahoma State, 12-31-22
A TEAM DID NOT MAKE A 3-POINT FG IN A GAME		
KU	0-8	vs. TCU, 3-12-15
Opp.	0-9	by Stanford, 3-23-14
A TEAM SHOT 60% 3-POINT FG IN A GAME (min. 10)		
KU	62.5% (15-24)	vs. Kansas State, 2-22-22
Opp.	61.1% (11-18)	by USC, 3-22-21
A TEAM MADE 30+ FREE THROWS IN A GAME		
KU	31	vs. Oklahoma, 1-10-23
Opp.	30	by Stanford, 12-3-16
A TEAM MADE 5 OR FEWER FREE THROWS IN A GAME		
KU	2	at Texas Tech, 1-3-23
Opp.	4	by Oklahoma, 2-11-23

A TEAM ATTEMPTED 40+ FREE THROWS IN A GAME		
KU	44	vs. West Virginia, 2-13-17
Opp.	47	by West Virginia, 1-12-16
A TEAM SHOT 90% OR BETTER FREE THROWS IN A GAME		
KU	90.0 (9-10)	at Kentucky, 1-28-23
Opp.	90.9 (10-11)	by TCU, 3-3-22
A TEAM SHOT 40% OR WORSE FREE THROWS IN A GAME		
KU	40.0% (4-10)	at Villanova, 11-21-19
Opp.	35.7% (4-17)	by Oklahoma, 2-11-23
A TEAM HAD 25+ OFFENSIVE REBOUNDS IN A GAME		
KU	28	vs. Fort Hays State, 12-10-03
Opp.	26	by Baylor, 1-12-19
A TEAM HAD 5 OR FEWER OFFENSIVE REBOUNDS IN A GAME		
KU	4	vs. Texas Tech, 2-28-23
Opp.	2	by Oklahoma State, 2-14-23
A TEAM HAD 30+ DEFENSIVE REBOUNDS IN A GAME		
KU	35	at TCU, 2-20-23
Opp.	32	by Texas Tech, 2-28-23
A TEAM HAD 40+ DEFENSIVE REBOUNDS IN A GAME		
KU	43	vs. Oklahoma, 1-4-16
Opp.	41	by Oklahoma, 1-4-16
A TEAM HAD 50+ TOTAL REBOUNDS IN A GAME		
KU	50	vs. Wisconsin, 11-24-22
Opp.	55	by North Carolina, 4-4-22
A TEAM HAD 60+ TOTAL REBOUNDS IN A GAME		
KU	60	vs. Oklahoma, 1-4-16
Opp.		Never
A TEAM HAD 25 OR FEWER TOTAL REBOUNDS IN A GAME		
KU	24	at Texas Tech, 1-8-22
Opp.	25	by Seton Hall, 12-1-22
A TEAM OUT-REBOUNDED ITS OPPONENT BY 15+		
KU	+15 (50-35)	vs. Wisconsin, 11-24-22
Opp.	+18 (45-27)	by Tennessee, 11-25-22
A TEAM OUT-REBOUNDED ITS OPPONENT BY 20+		
KU	+21 (48-27)	vs. West Virginia, 3-10-22
Opp.	+20 (55-35)	by North Carolina, 4-4-22
A TEAM OUT-REBOUNDED ITS OPPONENT BY 30+		
KU	+30 (61-31)	vs. Alcorn State, 12-2-09
Opp.		Never
3+ PLAYERS WITH 10+ REBOUNDS IN A GAME		
KU	J. Wilson (13), C. Braun (11), D. McCormack (10)	vs. Texas, 3-5-22
Opp.	A. Bacot (15), B. Manek (13), R.J. Davis (12)	of North Carolina, 4-4-22
2 PLAYERS WITH A DOUBLE-DOUBLE IN SAME GAME		
KU	D. Harris (10p, 10a), K. McCullar (11p,11r)	vs. Indiana, 12-17-22
Opp.	B. Manek (13p, 13r), A. Bacot (15p, 15r), R.J. Davis (15p, 12r)	of North Carolina, 4-4-22
3 PLAYERS WITH A DOUBLE-DOUBLE IN SAME GAME		
KU	J. Wilson (17p,13r), D. McCormack (22p, 10r), C. Braun (13p, 11r)	vs. Texas, 3-5-22
Opp.	B. Manek (13p, 13r), A. Bacot (15p, 15r), R.J. Davis (15p, 12r)	of North Carolina, 4-4-22
A PLAYER WITH A TRIPLE-DOUBLE IN A GAME		
KU	Jeff Withey (16 pts, 12 reb, 12 blk)	vs. San Jose State, 11-26-12
Opp.	Denzel Valentine (29 pts, 12 reb, 12 ast)	of Michigan State, 11-17-15
A TEAM HAD 25+ ASSISTS IN A GAME		
KU	26	at Oklahoma State, 2-14-23
Opp.	26	by Oklahoma, 1-10-94
A TEAM HAD 7 OR FEWER ASSISTS IN A GAME		
KU	7	vs. Providence, 3-25-22
Opp.	7	by Texas Southern, 11-28-22



# THE LAST TIME...

A TEAM HAD 15+ STEALS IN A GAME			
KU	16	at Oklahoma, 2-11-23	
Opp.	22	by West Virginia, 1-16-16	

A TEAM DID NOT HAVE A STEAL IN A GAME			
KU		vs. Syracuse, 3-18-01	
Opp.		Oakland, 11-25-09	

A TEAM HAD 10+ BLOCKED SHOTS IN A GAME			
KU	13	vs. Duke, 11-15-22	
Opp.	12	by Kentucky, 12-1-20	

A TEAM DID NOT BLOCK A SHOT IN A GAME			
KU		vs. NC State, 11-23-22	
Opp.		by Iowa State, 2-4-23	

A TEAM COMMITTED 30+ FOULS IN A GAME			
KU	32	vs. Indiana, 11-11-16	
Opp.	31	by West Virginia, 2-13-17	

A TEAM COMMITTED 10 OR FEWER FOULS IN A GAME			
KU	7	vs. Villanova, 4-2-22	
Opp.	6	by Texas Tech, 1-3-23	

A TEAM HAD TWO PLAYERS DISQUALIFIED (FOUL OUT)			
KU	KJ Adams / Gradey Dick / Kevin McCullar		at Kansas State, 1-17-23
Opp.	Sam Waardenburg / Jordan Miller		of Miami, 3-27-22

A TEAM HAD THREE PLAYERS DISQUALIFIED (FOUL OUT)			
KU	KJ Adams / Gradey Dick / Kevin McCullar		at Kansas State, 1-17-23
Opp.	Poythress / Willis / Lee / Labissiere		of Kentucky, 1-30-16

A TEAM HAD FOUR PLAYERS DISQUALIFIED (FOUL OUT)			
KU	Frank Mason III / Devonte' Graham / Carlton Bragg Jr. / Landen Lucas		vs. Indiana, 11-11-16
Opp.			Never

A TEAM SCORED 50+ POINTS IN A HALF			
KU	50, 1st half	at Missouri, 12-10-22	
Opp.	51, 1st half	by Kentucky, 1-29-22	

A TEAM SCORED 60+ POINTS IN A HALF			
KU	66, 1st half	vs. Texas Southern, 11-21-17	
Opp.	60, 2nd half	by Texas Tech, 2-13-99	

A TEAM HAD 20 OR FEWER POINTS IN A HALF			
KU	20, 1st half	vs. UTEP, 3-4-21	
Opp.	20, 1st half	by Wisconsin, 11-24-22	

A TEAM SHOT 70% OR BETTER FG IN A HALF			
KU	70.8 (17-24), 2nd half	at Oklahoma State, 1-4-22	
Opp.	75.0, 1st half	by Baylor, 1-25-93	

A TEAM SHOT 20% OR WORSE FG IN A HALF			
KU	13.6%, 1st half	at TCU, 2-6-13	
Opp.	20.0%, 1st half	by Providence, 3-25-22	

A TEAM MADE 9+ 3-POINTERS IN A HALF			
KU	9, 2nd half	vs. West Virginia, 12-22-20	
Opp.	9, 1st half	by Oklahoma State, 12-31-22	

A TEAM MADE DID NOT MAKE A 3-POINTER IN A HALF			
KU	0-5, 1st half	vs. Miami, 3-27-22	
Opp.	0-6, 1st half	by Kentucky, 1-28-23	

A TEAM DID NOT MAKE A FREE THROW IN A HALF			
KU	1st half (0-0)	at Texas Tech, 1-3-23	
Opp.	1st half (0-0)	by North Dakota State, 11-10-22	

A TEAM DID NOT ATTEMPT A FREE THROW IN A HALF			
KU	1st half	at Texas Tech, 1-3-23	
Opp.	1st half	by North Dakota State, 11-10-22	

A TEAM HAD 30+ REBOUNDS IN A HALF			
KU	30, 1st half	at Oklahoma State, 1-4-22	
Opp.	31, 2nd half	by Baylor, 1-12-19	

A TEAM HAD 15+ ASSISTS IN A HALF			
KU	15, 1st half	at Texas Tech, 1-3-23	
Opp.	15, 1st half	by North Carolina, 3-25-12	

A TEAM DID NOT HAVE A TURNOVER IN A HALF			
KU	1st half	vs. Texas, 1-14-19	
Opp.	2nd half	vs. Kansas State, 1-13-18	

A TEAM HAD 10+ STEALS IN A HALF			
KU	10, 1st half	vs. Texas, 1-21-17	
Opp.	11, 2nd half	by Long Beach State, 12-6-11	

A TEAM HAD 7+ BLOCKED SHOTS IN A HALF			
KU	7, 1st half	vs. Duke, 11-15-22	
Opp.	7, 1st half	by Kentucky, 12-1-20	

A PLAYER SCORED 30+ POINTS IN A GAME			
KU	30 by Jalen Wilson	vs. TCU, 1-21-23	
Opp.	33 by Bryson Williams	of Texas Tech, 1-24-22	

A PLAYER SCORED 40+ POINTS IN A GAME			
KU	41 by Andrew Wiggins	at West Virginia, 3-8-14	
Opp.	46 by Buddy Hield	of Oklahoma, 1-4-16	

A PLAYER SHOT 80% OR BETTER FG IN A GAME (MIN. 10 ATT.)			
KU	80.0 (8-10) by KJ Adams	at Kentucky, 1-28-23	
Opp.	90.9 (10-11) by Eric Paschall	of Villanova, 3-31-18	

A PLAYER MADE 7+ 3-POINTERS IN A GAME			
KU	7 by Ochai Agbaji	vs. Texas Tech, 1-24-22	
Opp.	7 by Bryce Thompson	of Oklahoma State, 12-31-22	

A PLAYER SHOT 100% 3-POINT FG (MIN. 5 ATT.)			
KU	5-5 by Dajuan Harris Jr.	at Texas Tech, 1-3-23	
Opp.	5-5 by Marial Shayok	of Iowa State, 1-5-19	

A PLAYER MADE 12+ FREE THROWS IN A GAME			
KU	13 (13-13) by Devonte' Graham	vs. Texas Tech, 1-2-18	
Opp.	19 (19-22) by Reid Travis	of Stanford, 12-3-16	

A PLAYER SHOT 100% FREE THROWS IN A GAME (MIN. 10 ATT.)			
KU	10-10 by David McCormack	vs. Texas, 3-5-18	
Opp.	11-11 by Malik Curry	of West Virginia, 3-10-22	

A PLAYER HAD 8+ OFFENSIVE REBOUNDS IN A GAME			
KU	8 by KJ Adams	vs. Omaha, 11-7-22	
Opp.	8 by Oscar Tschibwe	of West Virginia, 1-4-20	

A PLAYER HAD 12+ DEFENSIVE REBOUNDS IN A GAME			
KU	12 by Jalen Wilson	at TCU, 2-20-23	
Opp.	12 by Jaylon Tyson	of Texas Tech, 2-28-23	

A PLAYER HAD 15+ TOTAL REBOUNDS IN A GAME			
KU	15 by David McCormack	at Kansas State, 1-22-22	
Opp.	18 by Fardaws Aimaq	of Texas Tech, 2-28-23	


A PLAYER HAD 10+ ASSISTS IN A GAME			
KU	11 by Dajuan Harris Jr.	at Kansas State, 1-17-23	
Opp.	10 by Tamin Lipsey	of Iowa State, 2-4-23	

A PLAYER HAD 7+ TURNOVERS IN A GAME			
KU	7 by Jalen Wilson	vs. Oklahoma, 1-9-21	
Opp.	7 Kadary Richmond	of Seton Hall, 12-1-22	

A PLAYER HAD 7+ BLOCKED SHOTS IN A GAME			
KU	7 by Udoka Azubuike	vs. Baylor, 1-11-20	
Opp.	9 by Trayce Jackson-Davis	of Indiana, 12-17-22	

A PLAYER HAD 7+ STEALS IN A GAME			
KU	7 by Xavier Henry	vs. Baylor, 1-20-10	
Opp.	7 by Terry Black	of Baylor, 2-26-00	

A PLAYER PLAYED ALL 40 MINUTES IN REGULATION			
KU	Jalen Wilson	at Kansas State, 1-17-23	
Opp.	R.J. Davis	of North Carolina 4-4-22	



ALL-TIME SERIES

KANSAS LEADS, 37-12

Lawrence, Kan. (Allen Fieldhouse) . . . . . 20-2 (18-2)  
Austin, Texas (Erwin Center; Moody Center) . . . . 11-9 (11-9; 0-0)  
Neutral Sites . . . . . 6-1  
Big 12 Play. . . . . 26-10  
Big 12 Championship (Sprint Center) . . . . . 5-1 (3-0)

HIGHEST SCORES - KU

Lawrence . . . . . 90  
. . . . . KU 90-87, in 2002-03  
. . . . . KU 90-65, in 2004-05  
. . . . . KU 90-86, in 2006-07  
Austin . . . . . 110  
. . . . . KU 110-103, in 2001-02

COACHING RECORDS

Bill Self vs. Texas  
Total . . . . . 27-12  
At Kansas . . . . . 27-10  
Rodney Terry vs. Kansas  
Total . . . . . 0-2  
At Texas . . . . . 0-1

HIGHEST SCORES - UT

Lawrence . . . . . 87  
. . . . . KU 90-87, in 2002-03  
Austin . . . . . 103  
. . . . . KU 110-103, in 2001-02

LARGEST MARGINS

Kansas  
Lawrence . . . . . 31  
Austin 30 (twice)  
Texas  
Lawrence . . . . . 25  
Austin . . . . . 25

GAME-BY-GAME

12/16/1938	Austin	L	34-36
12/17/1938	Austin	W	49-35
12/09/1940	Lawrence	W	35-27
12/10/1940	Lawrence	W	48-45
03/11/1960	Manhattan, Kan.*	W	90-81
01/06/1997	Lawrence	W	86-61
01/10/1998	Austin	W	102-72
01/18/1999	Lawrence	W	76-67
02/28/2000	Austin	L	54-68
02/03/2001	Lawrence	W	82-66
02/11/2002	Austin (ot)	W	110-103
01/27/2003	Lawrence	W	90-87
02/23/2004	Austin	L	67-82
03/13/2004	Dallas, Texas*	L	60-64
01/29/2005	Lawrence	W	90-65
02/25/2006	Austin	L	55-80
03/12/2006	Dallas, Texas*	W	80-68
03/03/2007	Lawrence	W	90-86
03/11/2007	Oklahoma City, Okla. (ot)*	W	88-84
02/12/2008	Austin	L	69-72
03/16/2008	Kansas City, Mo.	W	84-74
03/07/2009	Lawrence	W	83-73
02/08/2010	Austin	W	80-68
01/22/2011	Lawrence	L	63-74
03/12/2011	Kansas City, Mo.*	W	85-73
01/21/2012	Austin	W	69-66
03/03/2012	Lawrence	W	73-63
01/19/2013	Austin	W	64-59
02/16/2013	Lawrence	W	73-47
02/01/2014	Austin	L	69-81
02/22/2014	Lawrence	W	85-54
01/24/2015	Austin	W	75-62
02/28/2015	Lawrence	W	69-64
01/23/2016	Lawrence	W	76-67
02/29/2016	Austin	W	86-56
01/21/2017	Lawrence	W	79-67
02/25/2017	Austin	W	77-67
12/29/2017	Austin	W	92-86
02/26/2018	Lawrence	W	80-70
01/14/2019	Lawrence	W	80-78
01/29/2019	Austin	L	73-63
03/14/2019	Kansas City, Mo.*	W	65-57
01/18/2020	Austin	W	66-57
02/03/2020	Lawrence	W	69-58
01/02/2021	Lawrence	L	59-84
02/23/2021	Austin (ot)	L	72-75
02/07/2022	Austin	L	76-79
03/05/2022	Lawrence (ot)	W	70-63
02/06/2023	Lawrence	W	88-80

\*Big 12 Championship

THE JAYHAWKS VS. TEXAS (\*STARTER)

#0 BOBBY PETTIFORD

OPPONENT (Date)	MP	FG-A	PCT	3PT-A	PCT	FT-A	PCT	O-D-T	PF	A	TO	BLK	ST	TP
at Texas (2.07.22) - L	1	0-0	---	0-0	---	0-0	---	0-0-0	0	0	1	0	0	0

#1 JOSEPH YESUFU

OPPONENT (Date)	MP	FG-A	PCT	3PT-A	PCT	FT-A	PCT	O-D-T	PF	A	TO	BLK	ST	TP
at Texas (2.07.22) - L	15	3-4	.750	1-2	.500	1-1	1.000	0-0-0	2	1	1	0	1	8
vs. Texas (3.05.22) - W (OT)	8	0-1	.000	0-0	---	0-0	---	0-1-1	0	0	0	0	0	0
TEXAS (2.6.23) - W	19	5-9	.556	0-2	.000	4-4	1.000	0-5-5	0	0	0	0	0	14
TOTAL (3 games)	42	8-14	.571	1-4	.250	5-5	1.000	0-6-6	2	1	1	0	1	22

#3 DAJUAN HARRIS JR.

OPPONENT (Date)	MP	FG-A	PCT	3PT-A	PCT	FT-A	PCT	O-D-T	PF	A	TO	BLK	ST	TP
TEXAS (1.2.21) - L	13	0-3	.000	0-1	.000	0-0	---	0-0-0	2	1	1	0	0	0
at Texas (2.23.21) - L	15	0-3	.000	0-1	.000	0-0	---	0-1-1	2	0	1	0	1	0
*at Texas (2.07.22) - L	39	3-7	.429	2-5	.400	0-0	---	0-3-3	4	6	2	1	0	8
vs. Texas (3.05.22) - W (OT)	38	1-8	.125	1-2	.500	0-0	---	1-1-2	3	4	0	4	1	3
*TEXAS (2.6.23) - W	34	8-16	.500	0-2	.000	1-2	.500	1-5-6	0	5	3	0	4	17
TOTAL (5 games/2 starts)	139	12-37	.324	3-11	.272	1-2	.500	2-10-12	11	16	7	5	6	28
Averages	27.8							2.4		3.2		1.0	1.2	5.6

#4 GRADEY DICK

OPPONENT (Date)	MP	FG-A	PCT	3PT-A	PCT	FT-A	PCT	O-D-T	PF	A	TO	BLK	ST	TP
*TEXAS (2.6.23) - W	35	7-11	.636	2-3	.667	5-6	.833	0-4-4	4	1	0	0	2	21

#10 JALEN WILSON

OPPONENT (Date)	MP	FG-A	PCT	3PT-A	PCT	FT-A	PCT	O-D-T	PF	A	TO	BLK	ST	TP
*TEXAS (1.2.21) - L	34	6-13	.462	2-6	.333	6-8	.750	2-5-7	1	0	2	0	2	20
*at Texas (2.8.20) - L	41	4-12	.333	1-5	.200	7-11	.636	4-9-13	2	3	2	1	1	16
*at Texas (2.7.22) - L	32	6-10	.600	0-0	---	6-8	.750	2-9-11	4	2	3	1	1	18
vs Texas (3.5.22) - W (OT)	37	5-9	.556	2-5	.400	5-6	.833	4-9-13	2	0	1	2	2	17
*TEXAS (2.6.23) - W	27	1-7	.143	0-1	.000	0-0	---	0-6-6	4	2	3	2	0	2
TOTAL (5 games/4 starts)	171	22-51	.431	5-17	.294	24-33	.727	12-38-50	13	7	8	6	6	73
Averages	34.2							10.0		1.4		1.2	1.2	14.6

#11 MJ RICE

OPPONENT (Date)	MP	FG-A	PCT	3PT-A	PCT	FT-A	PCT	O-D-T	PF	A	TO	BLK	ST	TP
TEXAS (2.6.23) - W	15	1-5	.200	0-0	---	0-0	---	2-1-3	2	1	0	0	1	2

#15 KEVIN MCCULLAR (\* AT TEXAS TECH)

OPPONENT (Date)	MP	FG-A	PCT	3PT-A	PCT	FT-A	PCT	O-D-T	PF	A	TO	BLK	ST	TP
*at Texas (2.8.20)	25	2-4	.500	0-1	.000	0-0	---	0-2-2	3	1	1	2	1	4
**TEXAS (2.29.20)	32	5-6	.833	1-2	.500	1-1	1.000	0-2-2	2	0	0	0	0	12
**at Texas (1.13.21)	25	6-7	.857	2-2	1.000	2-3	.667	2-6-8	3	1	0	0	0	16
*TEXAS (2.27.21)	33	3-6	.500	0-1	.000	4-5	.800	0-5-5	2	3	1	1	4	10
**vs Texas (3.11.21)	35	5-13	.385	0-1	.000	1-2	.500	1-3-4	2	1	4	1	6	11
**TEXAS (2.1.22)	32	3-7	.429	1-3	.333	12-15	.800	1-5-6	4	2	2	2	1	19
*TEXAS (2.6.23) - W	32	3-7	.429	0-2	.000	10-13	.769	0-2-2	4	6	3	0	0	16
TOTAL (7 games/6 starts)	214	27-50	.540	4-12	.333	30-39	.769	4-25-29	20	14	11	6	12	88
Averages	30.6							4.1		2.0		0.9	1.7	12.6

#21 ZACH CLEMENCE

OPPONENT (Date)	MP	FG-A	PCT	3PT-A	PCT	FT-A	PCT	O-D-T	PF	A	TO	BLK	ST	TP
vs Texas (3.5.22) - W (OT)	2	0-0	---	0-0	---	0-0	---	0-0-0	1	0	0	0	0	0

#23 ERNEST UDEH JR

OPPONENT (Date)	MP	FG-A	PCT	3PT-A	PCT	FT-A	PCT	O-D-T	PF	A	TO	BLK	ST	TP
TEXAS (2.6.23) - W	9	3-3	1.000	0-0	---	0-1	.000	2-0-2	2	1	0	0	1	6

#24 K.J. ADAMS JR.

OPPONENT (Date)	MP	FG-A	PCT	3PT-A	PCT	FT-A	PCT	O-D-T	PF	A	TO	BLK	ST	TP
at Texas (2.7.22)	4	1-1	1.000	0-0	---	0-0	---	0-0-0	1	0	0	0	0	2
vs Texas (3.5.22) - W (OT)	3	0-0	---	0-0	---	1-2	.500	1-0-0	0	0	0	0	0	1
*TEXAS (2.6.23) - W	30	4-7	.571	0-0	---	2-2	1.000	7-1-8	1	0	2	1	0	10
TOTAL (3 games/1 start)	37	5-8	.625	0-0	---	3-4	.750	8-1-9	2	0	2	1	0	13
Averages	12.3							3.0		0.0		0.3	0.0	4.3



0

**BOBBY PETTIFORD**

SO • G • 6-1 • 190 • Durham, N.C. • South Granville HS • Twitter: @Bobbypettiford • IG: @bobbypettiford

**2022-23 SEASON STATS**

PPG	RPG	APG	FG%	3FG%	FT%
<b>2.6</b>	<b>1.2</b>	<b>1.6</b>	<b>58.8</b>	<b>33.3</b>	<b>66.7</b>
CAREER					
2.2	1.2	1.3	57.6	25.0	70.0

**CAREER HIGHS**

Points	13	vs. Omaha (11.7.22)
Field Goals	6	vs. Omaha (11.7.22)
Rebounds	4	vs. Stony Brook (11.18.21)
Assists	8	vs. North Dakota State (11.10.22)
Blocks	1	vs. Duke (11.15.22)
Steals	2	Omaha (11.7.22)
Minutes	24	at Texas Tech (1.3.23)

**NOTES**

Averages 12.8 minutes in 26 games played ... Has played in 15 of 17 league games, missing the other two due to injury ... Had 5 points and 2 assists vs. Baylor (2.18) ... Set career highs in points (13) and steals (2) vs. Omaha (11.7) in the season opener ... Had a career-high 8 assists vs. NDSU (11.10) ... Averaged 8.0 minutes per contest in 2021-22 ... 2020-21 All-State and named 2021 Carolinas Classic All-Star Game at South Granville HS and is it's all-time leader in scoring with 1,944 career points, assists (615) and steals (288) ... In 2019-20, set the school season records in points (677), assists (230) and steals (95).



1

**JOSEPH YESUFU**

JR • G • 6-0 • 180 • Bolingbrook, Ill. • Bolingbrook HS / Drake • Twitter: @\_liljoe1 • IG: @joe.yesufu

**2022-23 SEASON STATS**

PPG	RPG	APG	FG%	3FG%	FT%
<b>3.7</b>	<b>1.1</b>	<b>0.4</b>	<b>34.8</b>	<b>28.6</b>	<b>76.9</b>
CAREER					
5.8	1.2	1.1	40.5	32.0	80.8

**CAREER HIGHS (\*AT DRAKE)**

*Points	36	vs. Evansville (2.2.21)
*Field Goals	12	vs. Evansville (2.2.21)
*Rebounds	6	vs. Simpson (11.17.19)
*Assists	6	vs. Chicago State (12.20.20)
*Blocks	2	vs. Evansville (2.22.21)
*Steals	4	vs. Simpson (11.17.19)
*Minutes	40	5x, last vs. Wichita State (3.18.21)

**NOTES**

Averaging 11.8 minutes, 3.7 ppg in 29 games in 2022-23 ... Had 14 points vs. Texas (2.6) to tie his season-high, with five rebounds ... Scored a KU career-high 14 points on 6-11 FGs, 2-6 3FGs vs. Texas Southern (11.28) & vs. Tennessee (11.25) ... Averaged 9.2 minutes and 2.1 ppg with 11 3FGs made in 2021-22 ... Averaged 12.8 points per game in 2020-21 for Drake, including 23.2 points in the final nine games of the year ... Was the 2021 MVC Sixth Man of the Year ... Was chosen to the league's all-bench and most improved teams ... Named to the 2021 MVC All-Tournament ... 2021 MVC scholar athlete.



3

**DAJUAN HARRIS JR.**

JR-RS • G • 6-1 • 170 • Columbia, Mo. • Rock Bridge HS • Twitter: @DajuanH10 • IG: @dajuanharr1s

**2022-23 SEASON STATS**

PPG	RPG	APG	FG%	3FG%	FT%
<b>8.7</b>	<b>2.4</b>	<b>6.2</b>	<b>48.2</b>	<b>42.9</b>	<b>65.6</b>
CAREER					
5.5	1.6	4.2	45.9	40.3	72.7

**CAREER HIGHS**

Points	18	2x, last vs. Kansas State (1.31.23)
Field Goals	8	vs. Texas (2.6.23)
Rebounds	6	vs. Texas (2.6.23)
Assists	11	at Kansas State (1.17.23)
Blocks	4	vs. Texas (3.5.22)
Steals	6	vs. West Virginia (2.25.23)
Minutes	43	at Kansas State (1.17.23)

**NOTES**

An Academic All-America candidate, who is second in the Big 12 in assists per game, 6th nationally, (6.2), first in the league in assist-to-turnover ratio, 5th nationally (3.3) ... Kansas is 22-0 when Harris scores in double figures, 14-0 in 2022-23 ... Scored a career-high 18 pts. vs. Kansas State (1.31) ... Dished out his career high with 11 assists at Kansas State (1.17) ... In 2021-22, led the Big 12 in assist-to-turnover ratio (2.81), which was 14th nationally ... Was 5th in the conference in assists at 4.2 and 8th in steals (1.5) in 2021-22 ... Averaged 5.4 points and 1.4 rebounds in 2021-22 starting 39 of 40 games played ... Two-time Academic All-Big 12 First Team selection ... Will graduate from KU in May 2023 with a liberal arts & science degree.



4

**GRADEY DICK**

FR • G • 6-8 • 205 • Wichita, Kan. • Sunrise Christian Academy • Twitter: @gradey\_dick • IG: @gr3dey

**2022-23 SEASON STATS**

PPG	RPG	APG	FG%	3FG%	FT%
<b>14.5</b>	<b>5.0</b>	<b>1.7</b>	<b>44.3</b>	<b>40.6</b>	<b>85.2</b>
CAREER					
14.5	5.0	1.7	44.3	40.6	85.2

**CAREER HIGHS**

Points	26	at Oklahoma State (2.14.23)
Field Goals	10	at Oklahoma State (2.14.23)
Rebounds	9	vs. Oklahoma State (12.31.22)
Assists	5	at Missouri (12.10.22)
Blocks	2	at Kansas State (1.17.23)
Steals	5	vs. Indiana (12.17.22)
Minutes	42	at Kansas State (1.17.23)

**NOTES**

A three-time Big 12 Newcomer of the Week this season ... In the Big 12 ranks 11th in points (14.5) and 6th in 3FGM (2.4) ... Leads KU with 71 3FGs made ... Has 8 games of 20-plus points ... Ranks on many KU freshman lists (see page 43) ... Scored a career high 26 points at Oklahoma State (2.14) ... Scored 23 points in his KU debut against Omaha (11.7) ... A Kansas product who was the national 2022 Gatorade Player of the Year, becoming only the second KU player to earn the distinction (Andrew Wiggins in 2013) ... Played prep for powerhouse Sunrise Christian Academy in Bel Aire, Kansas, where he was named a 2022 McDonald's All-American.



5

**KYLE CUFFE JR.**

SO • G • 6-2 • 180 • Harlem, N.Y. • Blair Academy • Twitter: @kylecuffejr • IG: @kylecuffejr5

**2022-23 SEASON STATS**

PPG	RPG	APG	FG%	3FG%	FT%
<b>0.0</b>	<b>0.5</b>	<b>0.0</b>	<b>0.0</b>	<b>-</b>	<b>0.0</b>
CAREER					
0.0	0.5	0.0	0.0	-	0.0

**CAREER HIGHS**

Points	-	
Field Goals	-	
Rebounds	1	vs. Omaha (11.7.22)
Assists	-	
Blocks	-	
Steals	-	
Minutes	4	vs. North Dakota State (11.10.22)

**NOTES**

Played in the first two games before hurting his right knee in practice and has not played since ... Redshirted the 2021-22 season ... Played for powerhouse Blair Academy in Blairstown, New Jersey ... Son of former St. John's power forward Kyle Cuffe Sr., who attended Rice High School in New York City, the same high school as former KU standout guard Russell Robinson ... Combo guard who verbally committed to Kansas in December 2020 and reclassified for 2021.



10

**JALEN WILSON**

SO-RS • F • 6-8 • 215 • Denton, Texas • John H. Guyer HS • Twitter: @thejalenwilson • IG: @thejalenwilson

**2022-23 SEASON STATS**

PPG	RPG	APG	FG%	3FG%	FT%
<b>19.6</b>	<b>8.3</b>	<b>2.5</b>	<b>41.7</b>	<b>33.1</b>	<b>77.2</b>
CAREER					
13.7	7.7	2.0	42.9	31.2	71.6

**CAREER HIGHS**

Points	38	at Kansas State (1.17.23)
Field Goals	12	2x, last at Kansas State (1.17.23)
Rebounds	15	2x, last at Oklahoma State (1.4.22)
Assists	7	vs. Omaha (11.7.22)
Blocks	2	6x, last at Texas (2.6.23)
Steals	5	at Oklahoma (2.11.23)
Minutes	48	vs. Texas Tech (1.24.22)

**NOTES**

National player of the year candidate ... Leads the Big 12 in scoring at 19.6 ppg (29th nationally), rebounds at 8.3 rpg. and double-doubles (9) ... Posted his 25th career double-double with 21 points and 13 rebounds vs. Baylor (2.18) ... Had back-to-back 30-point games with a career-high 38 at Kansas State (1.17) and 30 vs. TCU (1.21) ... Preseason All-Big 12 (unanimous selection) ... 2021-22: All-Big 12 Third Team ... Was 2nd in the Big 12 in rebounds at 7.4 rpg ... Posted 7 double-doubles, including three in the 2022 NCAA Tournament ... Entered the 2021 and 2022 NBA Drafts and returned to KU ... Will graduate from KU in May 2023 with a bachelor's degree in communications studies ... 2021 Big 12 All-Newcomer and All-Freshman teams.





11

**MJ RICE** FR • G • 6-5 • 220 • Henderson, N.C. • Prolific Prep (Calif.) • Twitter: @MJrice\_1 • IG: @mjrice2

## 2022-23 SEASON STATS

PPG	RPG	APG	FG%	3FG%	FT%
<b>2.4</b>	<b>1.0</b>	<b>0.2</b>	<b>41.3</b>	<b>15.4</b>	<b>66.7</b>
CAREER					
2.4	1.0	0.2	41.3	15.4	66.7

## CAREER HIGHS

Points	19	vs. Texas Southern (11.28.22)
Field Goals	6	vs. Texas Southern (11.28.22)
Rebounds	4	2x, last at Oklahoma (2.11.23)
Assists	2	vs. North Dakota State (11.10.22)
Blocks	1	2x, last at Kentucky (1.28.23)
Steals	1	6x, last at Oklahoma (2.11.23)
Minutes	22	vs. Texas Southern (11.28.22)

## NOTES

Has played in 20 games this season with a 7.4 minutes per game average ... Logged 14 minutes vs. Oklahoma (2.7) with two points and four rebounds ... Scored a career-high 19 points against Texas Southern (11.28) ... Made his college debut against North Dakota State (11.10) and had 10 points, four rebounds and two assists in 18 minutes ... A five-star recruit who was a 2022 McDonald's All-American ... Described as a big-time scorer who has a strong, mature body and is explosive ... One of three McDonald's All-Americans in the Kansas freshman class along with Grady Dick and Ernest Udeh Jr.



12

**WILDER EVERS** FR • G • 6-3 • 190 • Birmingham, Ala. • Oak Mountain HS • Twitter: @EversWilder • IG: @wilderevers

## 2021-22 SEASON STATS

PPG	RPG	APG	FG%	3FG%	FT%
-	-	-	-	-	-
CAREER					
-	-	-	-	-	-

## CAREER HIGHS

Points	-
Field Goals	-
Rebounds	-
Assists	-
Blocks	-
Steals	-
Minutes	-

## NOTES

A walk-on from Birmingham, Alabama, who will provide depth at the guard spots ... Comes from a family with Kansas ties as his brother plays baseball for KU and his parents competed in track and field at KU.



13

**CHARLIE MCCARTHY** SO • G • 6-2 • 195 • Rancho Mirage, Calif. • Shadow Hills HS • IG: @chmac.32

## 2022-23 SEASON STATS

PPG	RPG	APG	FG%	3FG%	FT%
-	-	-	-	-	-
CAREER					
-	-	-	-	-	-

## CAREER HIGHS

Points	-
Field Goals	-
Rebounds	-
Assists	-
Blocks	-
Steals	-
Minutes	-

## NOTES

A member of the 2022 NCAA National Championship team ... Comes from a KU family as both parents are two of 23 family members who have graduated from KU with many still residing in the Lawrence, Kansas City and Salina, Kansas, areas ... His father, Kent, played baseball at KU ... Has an older sister, Annie, who attends KU, and a younger sister, Molly, is a freshman on the Kansas volleyball team ... Great grandfather was Howard Engleman, who played basketball at KU for coach Phog Allen and had his KU jersey retired in 2003 ... As a youth, attended numerous Kansas Bill Self Basketball Camps.



15

**KEVIN MCCULLAR** RS-SR • G • 6-6 • 210 • San Antonio, Texas. • Wagner HS/Texas Tech • Twitter: @Kevin\_McCullar • IG: @kevinmccullarjr

## 2022-23 SEASON STATS

PPG	RPG	APG	FG%	3FG%	FT%
<b>11.2</b>	<b>7.3</b>	<b>2.4</b>	<b>43.7</b>	<b>29.2</b>	<b>78.1</b>
CAREER					
9.3	5.2	2.1	43.3	29.6	73.9

## CAREER HIGHS (\*AT TEXAS TECH)

*Points	24	vs. Grambling (11.12.21)
*Field Goals	9	vs. Grambling (11.12.21)
Rebounds	13	vs. Kansas State (1.31.23)
Assists	8	at Oklahoma State (2.14.23)
*Blocks	4	vs. Baylor (1.16.21)
*Steals	6	vs. Texas (3.11.21)
*Minutes	44	at Kansas (1.24.22)

## NOTES

Naismith Defensive Player of the Year Semifinalist for the second straight season ... Is second in the Big 12 in steals per game (2.1), which is 27th nationally, and third in the league in rebounds at 7.3 rpg ... Had a career-high eight assists in the win at Oklahoma State (2.14) ... Scored a KU career-high 21 points at Missouri (12.10) ... A transfer from Texas Tech who played in 78 games with 49 starts his three seasons at TTU ... Preseason All-Big 12 HM ... One of 20 on the Jerry West Shoot Guard of the Year Watch List ... Was a semifinalist for the Naismith Defensive Player of the Year award in 2021-22 ... Will graduate from Kansas in May 2023 with a liberal arts & sciences degree.



20

**MICHAEL JANKOVICH** SR • G • 6-5 • 190 • Dallas, Texas • Northfield Mount Hermon [Mass.] • Twitter: @michael\_jank • IG: @mjankovich

## 2022-23 SEASON STATS

PPG	RPG	APG	FG%	3FG%	FT%
<b>1.6</b>	<b>0.0</b>	<b>0.0</b>	<b>71.4</b>	<b>66.7</b>	-
CAREER					
1.1	0.1	0.1	45.5	42.9	75.0

## CAREER HIGHS

Points	5	vs. Monmouth (11.15.19)
Field Goals	1	10x, last vs. Oklahoma (2.11.23)
Rebounds	1	3x, last vs. Nevada (12.29.21)
Assists	1	vs. Chaminade (11.25.19)
Blocks	-	-
Steals	1	2x, last vs. USC (3.22.21)
Minutes	5	2x, last vs. Monmouth (11.15.19)

## NOTES

Has played in 30 games while at Kansas, including nine this season ... Played in 10 contests in 2021-22 ... Is 8-for-19 FGs for his career, including 7-18 3FGs ... Played in 10 games in 2019-20 ... An invited walk-on who has solid range from beyond the arc ... Son of former SMU head coach Tim Jankovich, who spent five seasons as an assistant coach on Bill Self's staffs at Illinois and Kansas ... Lived in Lawrence from ages 4-8 while his father was on the KU staff.



21

**ZACH CLEMENCE** SO • F • 6-10 • 230 • San Antonio, Texas • Sunrise Christian Academy (Kan.) • Twitter: @BIGZTEXAS • IG: @zachary\_clemence

## 2022-23 SEASON STATS

PPG	RPG	BPG	FG%	3FG%	FT%
<b>1.4</b>	<b>1.4</b>	<b>0.4</b>	<b>31.0</b>	<b>21.4</b>	<b>33.3</b>
CAREER					
1.8	1.7	0.3	34.8	25.0	45.7

## CAREER HIGHS

Points	11	vs. Stony Brook (11.18.21)
Field Goals	3	2x, last vs. Oklahoma (1.10.23)
Rebounds	6	2x, last vs. Oklahoma State (2.14.22)
Assists	3	vs. Texas Southern (3.17.22)
Blocks	3	vs. Kansas State (1.31.23)
Steals	2	2x, last vs. Kansas State (1.31.23)
Minutes	15	vs. Kansas State (1.31.23)

## NOTES

Scored a season-high 10 points on 3-6 shooting and 2-2 from 3FG vs. Oklahoma (1.10) ... Averaging 6.4 minutes and 1.5 rebounds in 16 games in 2022-23 ... Tied his season high with three rebounds vs. Harvard (12.22) ... Averaged 5.2 minutes per game last season ... Played his junior and senior prep career at national powers Sunrise Academy and Findley Prep ... Sunrise Academy went 21-4 in 2020-21 and was runner-up at the 2021 GEICO High School National Championship in Florida ... Attended Bill Self Basketball Camp and one of his counselors was 2021-22 teammate Mitch Lightfoot.

**22****DILLON WILHITE**

RS-FR • F • 6-9 • 240 • San Diego, Calif. • Cathedral Catholic HS • Twitter: @dillonwilhite • IG: @dillon.wilhite

**2022-23 SEASON STATS**

PPG	RPG	APG	FG%	3FG%	FT%
<b>0.0</b>	<b>0.2</b>	<b>0.0</b>	-	-	-
CAREER					
<b>0.0</b>	<b>0.2</b>	<b>0.0</b>	-	-	-

**CAREER HIGHS**

Points	-
Field Goals	-
Rebounds	1 at Oklahoma (2.11.23)
Assists	-
Blocks	-
Steals	-
Minutes	2 2x, last vs. Texas Southern (11.28.22)

**NOTES**

Has played in five games this season ... Made his college debut playing the final two minutes vs. NDSU (11.10) ... Redshirted the 2021-22 season ... Played basketball and volleyball in high school ... Comes from an athletic family as his sisters play volleyball at Georgetown, his father, who grew up in Lawrence, played golf at TCU and he has three cousins who played college football and an aunt who played college golf ... Cousin Brent Brennan is the head football coach at San Jose State ... Grandmother, Joanie Wilhite Stephens, has worked at Kansas Athletics for 38 years, including 25 years in the men's basketball office.

**23****ERNEST UDEH JR.**

FR • C • 6-11 • 250 • Orlando, Fla. • Cathedral Catholic HS • Twitter: @ernestudehjr • IG: @ernestudehjr

**2022-23 SEASON STATS**

PPG	RPG	BPG	FG%	3FG%	FT%
<b>2.6</b>	<b>1.9</b>	<b>0.6</b>	<b>82.4</b>	-	<b>43.8</b>
CAREER					
<b>2.6</b>	<b>1.9</b>	<b>0.6</b>	<b>82.4</b>	-	<b>43.8</b>

**CAREER HIGHS**

Points	10 vs. Seton Hall (12.1.22)
Field Goals	4 3x, last at Oklahoma (2.11.23)
Rebounds	6 vs. Kansas State (1.31.23)
Assists	1 5x, last at Oklahoma (2.11.23)
Blocks	4 vs. Duke (11.15.22)
Steals	3 at TCU (2.20.23)
Minutes	17 at Oklahoma (2.11.23)

**NOTES**

Averaging 8.2 minutes, 2.6 ppg and 1.9 rpg ... Beginning Dec. 1 vs. Seton Hall, 21-game span, has made a KU consecutive field goal record of 21 baskets with the previous record being 16 by Greg Dreiling in 1985-86 (four games) ... Played a career-high 17 minutes at Oklahoma (2.11) with eight points, four rebounds, two blocks and two steals ... Scored a career-high 10 points vs. Seton Hall (12.1) ... One of three McDonald's All-Americans in KU's freshmen class, along with Grady Dick and MJ Rice ... Has been called the best dancer and singer on the team.

**24****KJ ADAMS JR.**

SO • F • 6-7 • 220 • Austin, Texas • Westlake HS • Twitter: @kj\_atz • IG: @kjadams

**2022-23 SEASON STATS**

PPG	RPG	BPG	FG%	3FG%	FT%
<b>10.6</b>	<b>4.5</b>	<b>0.9</b>	<b>62.8</b>	<b>0.0</b>	<b>60.6</b>
CAREER					
<b>5.3</b>	<b>2.5</b>	<b>0.5</b>	<b>61.6</b>	<b>0.0</b>	<b>60.5</b>

**CAREER HIGHS**

Points	22 vs. Oklahoma (1.10.23)
Field Goals	9 at Missouri (12.10.22)
Rebounds	9 vs. Omaha (11.7.22)
Assists	4 3x, last at Kansas State (1.17.23)
Blocks	3 vs. Southern Utah (11.18.22)
Steals	4 vs. Harvard (12.22.22)
Minutes	34 at Kansas State (1.17.23)

**NOTES**

Has started all 30 games ... Named Big 12 Player of the Week Jan. 16 ... Leads Kansas with a 62.8 field goal percentage, which ranks sixth on the KU single-season list ... Scored a career-high 22 points vs. Oklahoma (1.10) ... Scored in double figures in 11-straight games played and 17 times this season ... Pulled down a career-high nine rebounds vs. Omaha (11.7) ... 2022 Big 12 All-Freshman Team ... In 2021-22, played in 37 games as a freshman with one start, averaging 4.8 minutes and 1.0 points per game last season ... Following the 2020-21 season, won the American Family Insurance Slam Dunk Championship in conjunction with the 2021 Final Four on CBS ... Played lacrosse as a youth.

**31****CAM MARTIN**

RS-SR • F • 6-9 • 230 • Yukon, Okla. • Yukon HS / Missouri Southern State • Twitter: @cam\_martin31 • IG: @cam-martin31

**2022-23 SEASON STATS**

PPG	RPG	APG	FG%	3FG%	FT%
<b>1.8</b>	<b>0.5</b>	<b>0.0</b>	<b>75.0</b>	<b>100.0</b>	-
CAREER					
<b>18.3</b>	<b>7.4</b>	<b>1.7</b>	<b>58.6</b>	<b>39.3</b>	<b>78.6</b>

**CAREER HIGHS (\*AT MISSOURI SOUTHERN ST.)**

*Points	54 at Missouri Western (2.22.20)
*Field Goals	18 at Minnesota State (11.10.18)
*Rebounds	21 vs. Lincoln (2.4.21)
*Assists	7 3x, last at Newman (11.21.20)
*Blocks	5 vs. Northeastern State (1.29.20)
*Steals	4 vs. Northwest Missouri State (2.2.21)
*Minutes	41 vs. Central Oklahoma (2.27.21)

**NOTES**

Played his first game this season at Missouri (12.10) after being out with an injury ... Has played in just four games due to injury ... Was a redshirt for Kansas' 2021-22 National Championship season ... Came to KU with 2,155 career points, 876 rebounds, 108 blocks and 67 steals ... Two-time MIAA all-conference first team his junior and senior seasons while at Missouri Southern State ... Finalist for the 2021 Bevo Francis Small College Basketball Player of the Year Award after being named first-team All-MIAA, All-Region and All-American while also being a member of the MIAA All-Tournament Team ... Missouri Southern's second-leading career scorer with 2,040 points.

**35****ZUBY EJIOFOR**

FR • F • 6-9 • 240 • Garland, Texas • Garland HS • Twitter: @ZubyEjiofor • IG: @zubyEjiofor

**2022-23 SEASON STATS**

PPG	RPG	BPG	FG%	3FG%	FT%
<b>1.3</b>	<b>1.8</b>	<b>0.6</b>	<b>63.2</b>	-	<b>50.0</b>
CAREER					
<b>1.3</b>	<b>1.8</b>	<b>0.6</b>	<b>63.2</b>	-	<b>50.0</b>

**CAREER HIGHS**

Points	8 vs. Indiana (12.17.22)
Field Goals	4 vs. Indiana (12.17.22)
Rebounds	7 vs. North Dakota State (11.10.22)
Assists	1 3x, last at Oklahoma (2.11.23)
Blocks	2 2x, last at Texas Tech (1.3.23)
Steals	1 3x, last vs. Harvard (12.22.22)
Minutes	12 vs. Indiana (12.17.22)

**NOTES**

Averaging 5.5 minutes per contest ... Scored a career-high eight points vs. Indiana (12.17) ... Pulled down five rebounds versus Duke (11.15) ... Had three points and seven rebounds against North Dakota State (11.10) ... A combo forward who mainly plays the five ... Plays with high energy ... A dominant player inside as he averaged a combined 20.6 points, 12.4 rebounds and 3.4 blocked shots his junior and senior seasons at Garland (Texas) High School.



R O C K C H A L K J A Y H A W K

## TV/RADIO ROSTER

// 2022-23 KANSAS MEN'S BASKETBALL



**0** **BOBBY PETTIFORD**  
So. / G / 6-1 / 190  
Durham, N.C.



**1** **JOSEPH YESUFU**  
Jr. / G / 6-0 / 180  
Bolingbrook, Ill.



**3** **DAJUAN HARRIS JR.**  
Jr-RS. / G / 6-1 / 175  
Columbia, Mo.



**4** **GRADEY DICK**  
Fr. / G / 6-8 / 205  
Wichita, Kan.




**5** **KYLE CUFFE JR.**  
Fr-RS / G / 6-2 / 185  
Harlem, N.Y.




**10** **JALEN WILSON**  
Jr-RS / F / 6-8 / 220  
Denton, Texas



**11** **MJ RICE**  
Fr. / G / 6-5 / 215  
Henderson, N.C.



**12** **WILDER EVERS**  
Fr. / G / 6-3 / 190  
Birmingham, Ala.



**13** **CHARLIE MCCARTHY**  
So. / G / 6-2 / 195  
Rancho Mirage, Calif.




**15** **KEVIN MCCULLAR JR.**  
Sr-RS / G / 6-6 / 210  
San Antonio, Texas



**20** **MICHAEL JANKOVICH**  
Sr. / G / 6-5 / 190  
Dallas, Texas



**21** **ZACH CLEMENCE**  
So. / F / 6-10 / 230  
San Antonio, Texas



**22** **DILLON WILHITE**  
F-RS. / F / 6-9 / 240  
San Diego, Calif.



**23** **ERNEST UDEH JR.**  
Fr. / C / 6-11 / 250  
Orlando, Fla.



**24** **KJ ADAMS JR.**  
So. / F / 6-7 / 220  
Austin, Texas



**31** **CAM MARTIN**  
Sr-RS / F / 6-9 / 230  
Yukon, Okla.



**35** **ZUBY EJIOFOR**  
Fr. / F / 6-9 / 240  
Garland, Texas



**HC** **BILL SELF**  
Head Coach  
20th Year at Kansas



**KURTIS TOWNSEND**  
Assistant Coach  
19th Year at Kansas



**NORM ROBERTS**  
Assistant Coach  
12th Year at Kansas



**JEREMY CASE**  
Assistant Coach  
Eighth Year at Kansas




**FRED QUARTLEBAUM**  
Director of Operations  
10th Year at Kansas



**BRENNAN BECHARD**  
Director of Scouting  
12th Year at Kansas



**JOE DOOLEY**  
Director of Student-Athlete Development



**DR. RAMSEY NIJEM**  
Director of Sport Performance  
Fourth Year at Kansas