



KANSAS

#KUBball

f /KANSASBASKETBALL

@KUHOOPS

@KUHOOPS

FEBRUARY 28, 2023 | TEXAS TECH | GAME NOTES

KANSAS COMMUNICATIONS

JAYHAWKS

24-5
OVERALL12-4
BIG 123/4
RANKING (AP/COACHES)

VS

16-13
OVERALL5-11
BIG 12-/-
RANKING (AP/COACHES)

RED RAIDERS

Bill Self
HEAD COACH580-129 (.818)
RECORD AT KANSAS, 20TH SEASONMark Adams
HEAD COACH43-23 (.652)
RECORD AT TEXAS TECH, SECOND SEASON

SCHEDULE (24-5--H: 14-1; A: 7-3; N: 3-1)

KU OPP					
Date	Rnk	Rnk	Opponent	TV	Time/Result
NOVEMBER (7-1)					
3	5	-	PITT STATE (EXH.)	B12 NOW	W, 94-63
7	5	-	OMAHA	B12 NOW	W, 89-64
10	5	-	NORTH DAKOTA STATE	B12 NOW	W, 82-59
15	6	7	vs. Duke#	ESPN	W, 69-64
18	6	-	SOUTHERN UTAH	B12 NOW	W, 82-76
23	3	-	vs. North Carolina St.%	ESPN	W, 80-74
24	3	-	vs. Wisconsin%	ESPN	W, 69-68 (ot)
25	3	22	vs. Tennessee%	ESPN	L, 50-64
28	9	-	TEXAS SOUTHERN	B12 NOW	W, 87-55
DECEMBER (5-0)					
1	9	-	SETON HALL-	ESPN	W, 91-65
10	6	rv	at Missouri	ESPN	W, 95-67
17	8	14	INDIANA	ESPN2	W, 84-62
22	4	-	HARVARD	ESPN2	W, 68-54
31	4	-	OKLAHOMA STATE*	CBS	W, 69-67
JANUARY (6-3)					
3	3	-	at Texas Tech*	ESPN2	W, 75-72
7	3	rv	at West Virginia*	B12 NOW	W, 76-62
10	2	-	OKLAHOMA*	ESPN2	W, 79-75
14	2	14	IOWA STATE*	B12 NOW	W, 62-60
17	2	13	at Kansas State*	ESPN	L, 82-83 (ot)
21	2	14	TCU*	CBS	L, 60-83
23	9	21	at Baylor*	ESPN	L, 69-75
28	9	rv	at Kentucky*	ESPN	W, 77-68
31	8	7	KANSAS STATE	B12 NOW	W, 90-78
FEBRUARY (6-1)					
4	8	13	at Iowa State*	ESPN	L, 53-68
6	9	5	TEXAS*	ESPN	W, 88-80
11	9	-	at Oklahoma*	CBS	W, 78-55
14	5	rv	at Oklahoma State*	ESPN	W, 87-76
18	5	9	BAYLOR*	ESPN	W, 87-71
20	3	24	at TCU*	ESPN	W, 63-58
25	3	-	WEST VIRGINIA*	ESPN	W, 76-74
28	-	-	TEXAS TECH*	ESPN	8 p.m.
MARCH (0-0)					
4	-	-	at Texas*	ESPN	3 p.m.
8-11	-	-	Big 12 Championship (T-Mobile, Kansas City, Mo.)		

All times Central and subject to change; **Home Games in ALL CAPS and bold**; Rank: Associated Press poll; #State Farm Champions Classic; %Battle 4 Atlantis; -Big 12-Big EAST Battle; *SEC/Big 12 Challenge; *Big 12 Conference game



COMMUNICATIONS

CHRIS THEISEN

Asst. AD for Communications

e theisen@ku.edu

c 785.331.9356

GAME 30 TEXAS TECH AT #3/4 KANSAS

Lawrence, Kan. • Allen Fieldhouse (16,300)
Tuesday, February 28, 2023 • 8 p.m. (CT)

Play-by-Play: Mark Neely
Analyst: Lance Blanks
Producer: Tom Scofield
Director: Monica Belk



Radio: Jayhawk Radio Network
Webcast: KUAthletics.com/Radio
Play-by-Play: Brian Hanni
Analyst: Greg Gurley
Producer/Engineer: Steve Kincaid

TIPOFF

- No. 3 Kansas (24-5, 12-4) hosts Texas Tech (16-13, 5-11) for Senior Night on Tuesday, Feb. 28, at 8 p.m. CT. The game from Allen Fieldhouse will be televised on ESPN with Mark Neely and Lance Blanks on the call.
- Kansas sits atop the Big 12 standings with a 12-4 league record, one game ahead of Texas (11-5). Kansas has the Big 12's longest active winning streak at six games after its 76-74 win versus West Virginia on Feb. 25. Texas Tech had its four-game winning streak end with an 83-82 loss to No. 24 TCU on Feb. 25.
- With a win, Kansas would have at least a share of its 21st Big 12 and NCAA-leading 64th all-time conference regular-season title, the 17th under Bill Self.
- Beginning in 1983-84, Kansas has won 39-straight Senior Nights, or home finales. KU will honor Jalen Wilson and Kevin McCullar Jr. for the Texas Tech contest along with managers Jaden Gard and Davis Gunnigle.
- Kansas leads the overall series with Texas Tech, 42-7, including a 21-1 record in Allen Fieldhouse.
- Last season, Kansas became the all-time winningest program in NCAA Division I, currently at 2,381 victories.
- Kansas is No. 6 in the NET Rankings through games played on Feb. 26. Kansas is No. 1 in NET Strength of Schedule and its 15 Quadrant 1 wins are the most in NCAA Division I. Texas and Baylor are next with 10 Q1 wins.
- Kansas has appeared in the Associated Press top 10 in each of the last 36 polls dating back to the 2021-22 preseason poll. The 36 consecutive is the longest active streak in men's college basketball.
- An All-America and national player of the year candidate, redshirt-junior Jalen Wilson leads the Big 12 in scoring at 19.6 ppg, which is 32nd nationally, rebounds per game at 8.4 and double-doubles with nine.
- An Academic All-America candidate, redshirt-junior Dajuan Harris Jr. leads the Big 12 and is fifth nationally in assist-to-turnover ratio at 3.25. He is second in the league and sixth nationally in assists per game at 6.3.
- Redshirt-senior Kevin McCullar Jr. is second in the Big 12 in steals (2.1), which is 24th nationally. He is third in the league in rebounds per game at 7.2 rpg.
- Freshman Gradey Dick is a three-time Big 12 Newcomer of the Week who leads the team with 71 threes made, which are fourth on the KU freshman all-time list. Dick is shooting 41.8 percent from beyond the arc.

SERIES AT A GLANCE (DETAILED SERIES ON PAGE 45)

OVERALL	KANSAS LEADS 42-7 (21-1 IN AFH)
CURRENT STREAK	KANSAS, 3 WINS
LAST MEETING	KU, 75-72 (1.3.23, LUBBOCK)



76.4	POINTS PER GAME	74.3
47.0	FG%	46.7
35.4	3FG%	34.7
72.1	FT%	71.4
36.5	REBOUNDS PER GAME	35.0
17.3	ASSISTS PER GAME	13.0
3.9	BLOCKS PER GAME	3.0
8.9	STEALS PER GAME	7.7
68.2	SCORING DEFENSE	68.7
41.1	FG% DEFENSE	42.0
32.0	3FG% DEFENSE	32.5
+1.8	REBOUND MARGIN	+2.6
1.4	AST-TO RATIO	0.9

LAST GAME STARTERS [2022-23 SEASON STATS]

3 HARRIS JR. R-JR • GUARD	4 DICK FR • GUARD	10 WILSON RS-JR • FORWARD	15 MCCULLAR JR. RS-SR • GUARD	24 ADAMS JR. SO • FORWARD
MIN 33.7	MIN 32.5	MIN 35.0	MIN 31.2	MIN 26.9
PPG 8.5	PPG 14.9	PPG 19.6	PPG 11.1	PPG 10.7
FG% 47.6	FG% 45.3	FG% 41.8	FG% 43.8	FG% 63.1
AST 6.3	3FG% 41.8	REB 8.4	REB 7.3	REB 4.4
STL 2.0	REB 5.0	AST 2.5	AST 2.5	BLK 0.9

NUMERICAL ROSTER

NO.	NAME	POS.	HT.	WT.	YR.	EXP.	HOMETOWN / HIGH SCHOOL / PREVIOUS SCHOOL	
0	Bobby Pettiford Jr.	6-1	190	G	So.	1L	Durham, N.C.	South Granville HS
1	Joseph Yesufu	6-0	180	G	Jr.	1L	Bolingbrook, Ill.	Bilingbrook HS / Drake
3	Dajuan Harris Jr.	6-1	175	G	RS-Jr.	2L	Columbia, Mo.	Rock Bridge HS
4	Gradey Dick	6-8	205	G	Fr.	HS	Wichita, Kan.	Sunrise Academy
5	Kyle Cuffe Jr.	6-2	185	G	RS-Fr.	HS	Harlem, N.Y.	Blair Academy
10	Jalen Wilson	6-8	225	F	RS-Jr.	2L	Denton, Texas	John H. Guyer HS
11	MJ Rice	6-5	215	G	Fr.	HS	Henderson, N.C.	Prolific Prep [Calif.]
12	Wilder Evers	6-3	190	G	Fr.	HS	Birmingham, Ala.	Oak Mountain HS
13	Charlie McCarthy	6-2	195	G	So.	HS	Rancho Mirage, Calif.	Shadow Hills HS
15	Kevin McCullar Jr.	6-6	210	G	RS-Sr.	TR	San Antonio, Texas	Wagner HS / Texas Tech
20	Michael Jankovich	6-5	190	G	Sr.	3L	Dallas, Texas	Northfield Mount Hermon [Mass.]
21	Zach Clemence	6-10	230	F	So.	1L	San Antonio, Texas	Sunrise Christian Academy [Kan.]
22	Dillon Wilhite	6-9	240	F	RS-Fr.	HS	San Diego, Calif.	Cathedral Catholic HS
23	Ernest Udeh Jr.	6-11	250	C	Fr.	HS	Orlando, Fla.	Dr. Phillips HS
24	KJ Adams Jr.	6-7	225	F	So.	1L	Austin, Texas	Westlake HS
31	Cam Martin	6-9	230	F	RS-Sr.	TR	Yukon, Okla.	Yukon HS / Missouri Southern State
35	Zuby Ejiofor	6-9	240	F	Fr.	HS	Garland, Texas	Garland HS

ALPHABETICAL ROSTER

NO.	NAME	POS.	HT.	WT.	YR.	EXP.	HOMETOWN / HIGH SCHOOL / PREVIOUS SCHOOL	
24	KJ Adams Jr.	6-7	225	F	So.	1L	Austin, Texas	Westlake HS
21	Zach Clemence	6-10	230	F	So.	1L	San Antonio, Texas	Sunrise Christian Academy [Kan.]
5	Kyle Cuffe Jr.	6-2	185	G	RS-Fr.	HS	Harlem, N.Y.	Blair Academy
4	Gradey Dick	6-8	205	G	Fr.	HS	Wichita, Kan.	Sunrise Academy
35	Zuby Ejiofor	6-9	240	F	Fr.	HS	Garland, Texas	Garland HS
12	Wilder Evers	6-3	190	G	Fr.	HS	Birmingham, Ala.	Oak Mountain HS
3	Dajuan Harris Jr.	6-1	175	G	RS-Jr.	2L	Columbia, Mo.	Rock Bridge HS
20	Michael Jankovich	6-5	190	G	Sr.	3L	Dallas, Texas	Northfield Mount Hermon [Mass.]
31	Cam Martin	6-9	230	F	S-Sr.	TR	Yukon, Okla.	Yukon HS / Missouri Southern State
13	Charlie McCarthy	6-2	195	G	So.	HS	Rancho Mirage, Calif.	Shadow Hills HS
15	Kevin McCullar Jr.	6-6	210	G	RS-Sr.	TR	San Antonio, Texas	Wagner HS / Texas Tech
0	Bobby Pettiford Jr.	6-1	190	G	So.	1L	Durham, N.C.	South Granville HS
11	MJ Rice	6-5	215	G	Fr.	HS	Henderson, N.C.	Prolific Prep [Calif.]
23	Ernest Udeh Jr.	6-11	250	C	Fr.	HS	Orlando, Fla.	Dr. Phillips HS
22	Dillon Wilhite	6-9	240	F	RS-Fr.	HS	San Diego, Calif.	Cathedral Catholic HS
10	Jalen Wilson	6-8	220	F	RS-Jr.	2L	Denton, Texas	John H. Guyer HS
1	Joseph Yesufu	6-0	180	G	Jr.	1L	Bolingbrook, Ill.	Bilingbrook HS / Drake

SOCIAL ROSTER

NO.	NAME	TWITTER	INSTAGRAM
0	Bobby Pettiford	@Bobbypettiford	@bobbypettiford
1	Joseph Yesufu	@_iljoel	@joe.yesufu1
3	Dajuan Harris Jr.	@DajuanH10	@dajuanharris
4	Gradey Dick	@gradey_dick	@gr3dey
5	Kyle Cuffe Jr.	@kylecuffejr	@kylecuffejr5
10	Jalen Wilson	@Thejalenwilson	@Thejalenwilson
11	MJ Rice	@MJrice_1	@mjrice2
12	Wilder Evers	@EversWilder	@wilderevers
13	Charlie McCarthy		@chmac.32
15	Kevin McCullar Jr.	@Kevin_McCullar	@kevinmccullarjr
20	Michael Jankovich	@michael_jank	@mjankovich
21	Zach Clemence	@BIGZTEXAS	@zachary_clemence
22	Dillon Wilhite	@dillonwilhite	@dillon.wilhite
23	Ernest Udeh Jr.	@ernestudehjr	@ernestudehjr
24	KJ Adams Jr.	@kj_axt	@kjadams
31	Cam Martin	@cam_martin31	@cam-martin31
35	Zuby Ejiofor	@Zubyejiofor	@zubyejiofor

COACHING STAFF

NAME	POSITION // YEAR AT KU	ALMA MATER // YEAR
Bill Self	Head Coach // 20th	Oklahoma State // 1985
Kurtis Townsend	Assistant Coach // 19th	Western Kentucky // 1982
Norm Roberts	Assistant Coach // 12th	Queens College // 1987
Jeremy Case	Assistant Coach // 8th	Kansas // 2007
Fred Quartlebaum	Dir. of Basketball Operations // 10th	Fordham // 1989
Brennan Bechard	Dir. of Scouting // 12th	Kansas // 2009
Joe Dooley	Dir. of S-A Development // 11th	George Washington //1988
Dr. Ramsey Nijem	Dr. of Sport Performance// 4th	UC Santa Barbara // 2012
Brady Morningstar	Video Coordinator // 2nd	Kansas // 2011

PRONUNCIATIONS

ZUBY EJIOFORZOO-be EDGE-eh-for
Wilder EVERSEE-vers
Michael JANKOVICHJANK-oh-vitch
Ernest UDEHOO-deh
Dillon WILHITEWILL Height
Joseph YESUFUYes-a-foo

ABOUT KANSAS

No. 3 Kansas (24-5, 12-4 Big 12) sits atop the Big 12 standings with two games to play after its 76-74 win against West Virginia on Feb. 25. KU is one game ahead of Texas (22-7, 11-5). KU's 29-straight 10-league-win seasons is the longest streak in NCAA Division I. Kansas averages 76.4 points per game with a plus-8.3 scoring margin and pulls down a Big 12-best 36.5 rebounds per contest with a plus-1.8 rebounding margin. KU also leads the Big 12 in assists per game at 17.3, which is eighth nationally, and assist-to-turnover ratio at 1.39, which is 28th nationally. Kansas is second in the Big 12 in field goal percentage (47.0%), field goal percentage defense (41.1%), steals per game (8.9) and third in scoring margin (+8.3) and blocked shots per game (3.9).

Redshirt-junior forward Jalen Wilson leads the Big 12 in scoring at 19.6 points per game, which is 32nd nationally, rebounds per game (8.4) and double-doubles with nine, which includes 21 points and 13 rebounds versus No. 9 Baylor (2/18). A national player-of-the-year candidate, Wilson is second on the team with 58 three-pointers made. Freshman guard Gradey Dick leads KU with 71 threes made and has a 41.8 three-point shooting percentage. A three-time Big 12 Newcomer of the Week, Dick had a career-high 26 points against Oklahoma State (2/14) and is averaging 14.9 points and 5.0 rebounds per game. Recently named to the Naismith Defensive Player of the Year Watch List, redshirt-senior guard Kevin McCullar Jr. is averaging 11.1 ppg and his 7.3 rebounds rank third in the Big 12. McCullar is second in the conference and 24th nationally with 2.1 steals per game, and his seven double-doubles are second in the league behind Wilson's nine. One of the most improved players in college basketball, sophomore KJ Adams Jr. is shooting 63.1 percent from the field and averages 10.7 points and 4.4 rebounds per game, which includes 17 points against Baylor (2/18). An Academic All-America candidate, redshirt-junior Dajuan Harris Jr. has 32 assists and three turnovers in his last four games. He is averaging 8.5 points, 6.3 assists and 2.0 steals overall. Harris leads the Big 12 in assist-to-turnover ratio at 3.25 which is fifth nationally and his 6.3 assists per game are sixth in NCAA Division I.

Other KU regulars include junior guard Joseph Yesufu (3.7 ppg, 17 3FGs), sophomore guard Bobby Pettiford Jr. (2.7 ppg, 42 assists), freshman forward Ernest Udeh Jr. (2.7 ppg, 14 blocks), freshman guard MJ Rice (2.4 ppg), freshman forward Zubey Ejiofor (1.3 ppg) and sophomore forward Zach Clemence (1.4 ppg).

ABOUT TEXAS TECH

Located in Lubbock, Texas, Texas Tech (16-13, 5-11) had its four-game winning streak end with an 83-82 loss to No. 24 TCU on Feb. 25 in its last contest. The Red Raiders are coached by Mark Adams who is 43-23 in his second season at Texas Tech and 87-113 in his seventh season overall.

Texas Tech averages 74.3 points and have a plus-5.6 scoring margin. TTU pulls down 35.0 rebounds per outing with a plus-2.6 rebound margin. Texas Tech makes 7.1 three point field goals per game and also averages 13.0 assists, 7.7 steals and 3.0 blocked shots per game.

Super-senior forward Kevin Obanor leads Texas Tech in scoring at 14.8 points per game. He is second on the team with a 6.5 rebound average and has made 39 three-point field goals has 24 steals. Senior guard De'Vion Harmon leads Texas Tech with 103 assists and 50 steals. He averages 13.7 points per contest and leads TTU in league games with a 14.8 ppg. Senior forward Fardaws Aimaq has started six of eight games played this season and is averaging 12.0 points and a team-best 7.1 rebounds per game. Freshman guard Pop Isaacs has made a team-best 55 threes, has 25 steals and averages 11.5 points per game. Sophomore guard Jalon Tyson (11.1 ppg, 6.0 rpg, 39 steals) has started every game for TTU. Redshirt-sophomore forward Daniel Batcho (8.1 ppg, 6.0 rpg) leads the team with 35 blocked shots.

Other TTU regulars include junior guard Kerwin Walton (3.6 ppg), freshman guard Elijah Fisher (3.3 ppg), freshman guard Lamar

Washington (4.1 ppg, 15 steals), junior guard D'Maurian Williams (3.1 ppg), freshman forward Robert Jennings (2.9 ppg) and junior forward KJ Allen (2.5 ppg).

THE KANSAS-TEXAS TECH SERIES

Kansas leads the overall series with Texas Tech, 42-7, which began in 1959. The Jayhawks have won three-straight, seven of the last eight and 25 of the last 28 meetings. Six of the last eight KU-TTU battles have been decided by six points or less. Kansas is 21-1 against Texas Tech in meetings in Lawrence, with all the meetings in Allen Fieldhouse. The Jayhawks have won the last four AFH battles against the Red Raiders.

Since the inception of the Big 12 Conference, Kansas is 35-7 against Texas Tech; 31-7 in regular-season match-ups and 4-0 in conference championship meetings. Kansas head coach Bill Self is 29-9 all-time against Texas Tech, including 28-6 while at Kansas.

Earlier this season, Kansas' KJ Adams Jr. scored the last of his 14 points on a breakaway dunk with 7 seconds remaining, and No. 3 Kansas fought off Texas Tech 75-72 on Jan. 3, ending the Red Raiders' home winning streak at 29 games at United Supermarkets Arena. Dajuan Harris Jr. scored a career-high 18 points for the Jayhawks, while Jalen Wilson had 16 points and Gradey Dick scored 11. Kansas led 43-36 at halftime.

A KANSAS WIN WOULD...

Make Kansas 25-5 overall and 13-4 in Big 12 play ... Give Kansas 13 conference wins for the 16th time in Bill Self's 20 seasons at Kansas ... Give Kansas at least a share of its 21st Big 12 and NCAA-leading 64th all-time conference regular-season title ... Makes the Kansas-Texas Tech series 43-7, 22-1 in Allen Fieldhouse, with KU winning its fourth-straight versus TTU ... Make Kansas 15-1 this season inside Allen Fieldhouse, 845-117 all-time in the venue, including 307-17 under Bill Self ... Give Bill Self 25 wins for the 17th time in 20 seasons at Kansas, and the 21st time in 30 years as a head coach ... Make Self 581-129 while at KU, 784-234 overall and 30-9 versus Texas Tech, 29-6 while at Kansas ... Make Kansas 2,382-882 all-time.

A KANSAS LOSS WOULD...

Make Kansas 24-6 overall and 12-5 in Big 12 play ... End a Kansas three-straight series win streak against Texas Tech, making the series 42-8 in favor of KU ... Give Texas Tech its second win in Allen Fieldhouse, making the series 21-2 in favor of KU in the venue ... Make Kansas 14-2 inside Allen Fieldhouse this season, its first two-loss season in the venue since 2017-18 when KU went 14-3 in AFH ... Make Bill Self 580-130 while at Kansas, 783-235 all-time and 29-10 against Texas Tech, 28-7 while at Kansas ... Make Kansas 2,381-883 all-time.

WEST VIRGINIA LEFTOVERS

- Kansas has 12 conference wins for the 23rd consecutive season, a streak which started in 2000-01 and includes every season under head coach Bill Self.
- Bill Self now has 24 wins for the 18th time in 20 seasons at Kansas, and the 21st time in 30 years as a head coach.
- Kansas wore an alternative home uniform against West Virginia to commemorate the 100-year anniversary of the 1923 Helms Foundation National Championship won by the Jayhawks.
- The starting five of Dajuan Harris Jr., Gradey Dick, Jalen Wilson, Kevin McCullar Jr., and KJ Adams Jr., have started 21 straight games for the Jayhawks and have started all but one game for Kansas this season. The five have combined for 288 career starts.
- Saturday's contest marked the 351st consecutive sellout at Allen Fieldhouse, a streak that started in the second game of the 2001-02 season.
- Kansas led 35-33 at halftime and improved to 22-0 on the year when leading at halftime.
- For the sixth time this season, Kansas had five or more players score in double figures as Dajuan Harris, Jr (17), Gradey Dick (16), Kevin McCullar, Jr. (16), KJ Adams, Jr (13) and Jalen Wilson (11) each reached the mark. The Jayhawks improve to 6-0 this season in those games.

QUICK FACTS**GENERAL INFORMATION**

Location	Lawrence, Kan.
Enrollment	27,685
Founded	1866
Nickname	Jayhawks
School Colors	Crimson (Pantone 186) and Blue (Pantone 293)
Conference	Big 12
Chancellor	Douglas A. Giron
Athletics Director	Travis Goff
Deputy Athletics Director (MBB)	Sean Lester
Athletics Website	www.KUAthletics.com
Ticket Office Phone	1.800.34.HAWKS (42957)

HISTORY

Seasons of Basketball	125th
First Season	1888-89
All-Time Record (Win %)	2,381-882 (73.0%)
Conference Regular-Season Titles (last)	63 (2022)
Conference Postseason Tourn. Titles (last)	16 (2022)
NCAA Tournament Appearances (last)	50 (2022)
NCAA Tournament Record	115-48
Consecutive NCAA Appearances	32 (1990-pres.)
NCAA Final Four Appearances (last)	16 (2022)
NIT Appearances (last)	2 (1969)

ALLEN FIELDHOUSE

Year Opened (Seasons)	1955 (65th season)
Capacity	16,300
Consecutive Sellouts	351 games (Since 2001-02)
All-Time Record (Win %)	844-117 (87.8%)
Record under Bill Self (Win %)	306-17 (94.7%)

COACHING STAFF

Head Coach	Bill Self (Oklahoma State, '85)
Record at KU	580-129 (20th season)
Overall Record	783-234 (30th season)
Assistant Coach	Kurtis Townsend (W. Kentucky, '82)
19th season	
Assistant Coach	Norm Roberts (Queens College, '87)
12th season	
Assistant Coach	Jeremy Case (Kansas, '07)
Ninth season	

2021-22 REVIEW

Overall Record	34-6
Big 12 Record (Finish)	14-4 (1st)
Home Record	16-1
Road Record	6-4
Neutral Record	12-1
Big 12 Championship	3-0
NCAA Tournament	6-0
Associated Press Poll Ranking (final)	3
USA TODAY Coaches' Poll Ranking (final)	1

2022-23 TEAM INFORMATION

Letterwinners Returning / Lost	7 / 7
Starters Returning / Lost	2 / 3
Newcomers	6
Fr / So / Jr / Sr	8 / 4 / 3 / 3

COMMUNICATIONS

Daniel Berk	Associate Athletics Director PR & Communications
Phone	785.312.2159
Email	dberk@ku.edu
Chris Theisen	Assistant AD Communications (MBB)
Phone	785.331.9356
Email	theisen@ku.edu
Hope Brown	Social Media Manager (MBB)
Phone	785.393.9526
Email	hopebrown@ku.edu

Mailing Address	Kansas Athletics Communications
	1651 Naismith Drive, Parrott 1400
	Lawrence, KS 66045-4069
Main Office Phone	785.864.3417
Twitter/Instagram	@KUHoops
Facebook	/KansasBasketball
Hashtags	#KUBall #RockChalk #PayHeed

2022-23 ACCOLADES

TEAM

Preseason No. 5 in USA TODAY Coaches Poll
Preseason No. T-5 in Associated Press Poll
Preseason No. 2 in Big 12 Conference Coaches' Poll

KJ ADAMS JR.

Big 12 Player of the Week (1.16.23)

ZACH CLEMENCE

CSC Academic All-District

GRADEY DICK

CBS/USBWA Freshman of the Week (2.21.23)
Dick Vitale Diaper Dandy of the Week (2.21.23)
Big 12 Newcomer of the Week (2.20.23)
Jerry West Shooting Guard of the Year Top 10
Oscar Robertson Trophy Midseason Watch List (1 of 50)
Wooden Award Midseason Top 25 Watch List
co-Big 12 Newcomer of the Week (12.5.22)
Big 12 Newcomer of the Week (11.21.22)

DAJUAN HARRIS JR.

CSC Academic All-District

KEVIN MCCULLAR JR.

Naismith Defensive Player of the Year Semifinalist (1 of 10)
Naismith Defensive Player of the Year Watch List (1 of 15)
Wooden Award Preseason Top 50 Watch List
Naismith Trophy Preseason Watch List (1 of 50)
Preseason All-Big 12 Team HR
Jerry West Shooting Guard of the Year Watch List

JALEN WILSON

Naismith Trophy Midseason Team (1 of 30)
Julius Erving Small Forward of the Year Top 10
Wooden Award Late Season Top 20 Watch List
The Sporting News Midseason All-America First Team
Oscar Robertson Trophy Midseason Watch List (1 of 50)
Wooden Award Midseason Top 25 Watch List
Big 12 Player of the Week (12.5.22)
Battle 4 Atlantis All-Tournament Team
Wooden Award Preseason Top 50 Watch List
Naismith Trophy Preseason Watch List (1 of 50)
Sporting News Preseason All-America Second Team
Preseason All-Big 12 Team
Julius Erving Small Forward of the Year Watch List
NABC Division I Player of the Year Watch List (1 of 20)

ASSOCIATED PRESS (AP)

FEB. 27, 2022

RANK	SCHOOL (FIRST PLACE VOTES)	RECORD	POINTS
1	Houston (49)	27-2	1,531
2	Alabama (5)	25-4	1,456
3	KANSAS (8)	24-5	1,445
4	UCLA	25-4	1,391
5	Purdue	24-5	1,200
6	Marquette	23-6	1,173
7	Baylor	21-8	1,099
8	Arizona	24-5	1,091
9	Texas	22-7	1,077
10	Gonzaga	25-5	1,026
11	Kansas State	22-7	1,002
12	Tennessee	21-8	736
13	Virginia	21-6	718
14	UConn	22-7	714
15	Indiana	20-9	697
16	Miami (FL)	23-6	668
17	Saint Mary's	25-6	592
18	San Diego State	23-5	552
19	Xavier	21-8	505
20	Providence	21-8	299
21	Maryland	20-9	184
22	TCU	19-10	173
23	Kentucky	20-9	162
24	Texas A&M	21-8	161
25	Pittsburgh	21-8	140

OTHERS RECEIVING VOTES: Creighton 87, Duke 78, Oral Roberts 40, Northwestern 39, Florida Atlantic 25, Iowa State 20, Nevada 17, Missouri 16, Arkansas 7, North Carolina State 6, Charleston 6, Clemson 5, Memphis 4, Boise State 3, VCU 1, West Virginia 1

USA TODAY (COACHES)

FEB. 27, 2022

RANK	SCHOOL (FIRST PLACE VOTES)	RECORD	POINTS
1	Houston (27)	27-2	794
2	Alabama (2)	25-4	752
3	KANSAS (3)	24-5	729
4	UCLA	25-4	728
5	Purdue	24-5	630
6	Marquette	23-6	626
7	Texas	22-7	558
8	Baylor	21-8	527
9	Arizona	24-5	518
10	Gonzaga	25-5	515
11	Kansas State	22-7	469
12	Virginia	21-6	389
13	Indiana	20-9	362
14	Tennessee	21-8	353
15	Miami-Florida	23-6	349
16	Saint Mary's	25-6	339
17	Xavier	21-8	274
18	Connecticut	22-7	254
19	San Diego St.	23-5	251
20	Providence	21-8	239
21	Texas A&M	21-8	113
22	Texas Christian	19-10	109
23	Creighton	18-11	95
24	Maryland	20-9	82
25	Pittsburgh	21-8	64

OTHERS RECEIVING VOTES: Northwestern 52; Kentucky 49; NC State 48; Iowa State 42; Duke 29; Florida Atlantic 26; Oral Roberts 11; Southern California 9; Nevada 5; Toledo 3; Clemson 3; Kent St. 2; Boise St. 2.

WEEK-BY-WEEK RANKINGS

WEEK	AP	COACHES	NCAA NET
Preseason	T-5	5	N/A
Nov. 14	6	5	N/A
Nov. 21	3	3	N/A
Nov. 28	9	9	N/A
Dec. 5	6	6	12
Dec. 12	8	6	7
Dec. 19	4	4 (1)	6
Dec. 26	4	4	5
Jan. 2	3	3	
Jan. 9	2 (22)	2 (12)	4
Jan. 16	2 (23)	2 (9)	5
Jan. 23	9	9	8
Jan. 30	8	8	8
Feb. 6	9	8	10
Feb. 13	5	7	8
Feb. 20	3 (7)	4 (1)	6
Feb. 27	3 (8)	3 (3)	6

() - First place votes in parenthesis

RANKINGS BREAKDOWN

	AP	COACHES
Weeks in Top 25	836 (351)	610 (366)
Weeks in Top 10	616 (274)	487 (284)
Weeks in Top 5	374 (169)	325 (179)
Weeks at No. 1	74 (34)	66 (35)
Current Consecutive Weeks in Top 25	38 (38)	36 (36)
Most Consecutive Weeks in Top 25	231* (231*)	238* (238*)
Most Consecutive Weeks at No. 1	15 (9)	15 (9)
W-L vs Top 25	252-207 (121-63)	-
Home vs Top 25	104-51 (58-10)	-
Away vs Top 25	56-83 (27-28)	-
Neutral vs Top 25	91-73 (35-25)	-
W-L vs Top 10	108-113 (48-26)	-
Home vs Top 10	40-33 (20-4)	-
Away vs Top 10	22-38 (11-9)	-
Neutral vs Top 10	46-42 (17-13)	-

() - Bill Self era in parenthesis

* Longest in the NCAA DI history

2021-22 BIG 12 STANDINGS (2.27.23)

Team	BIG 12					OVERALL					
	Record	Pct	Home	Away	Streak	Record	Pct	Home	Away	Neutral	Streak
KANSAS	12-4	.750	7-1	5-3	W6	24-5	.828	14-1	7-3	3-1	W6
Texas	11-5	.688	7-1	4-4	L1	22-7	.759	16-1	4-5	2-1	L1
Baylor	11-6	.647	6-2	5-4	W2	22-8	.733	14-2	5-5	3-1	W2
Kansas State	10-6	.625	7-1	3-5	W3	22-7	.759	14-1	4-6	4-0	W3
TCU	8-8	.500	5-3	3-5	W1	19-10	.655	12-4	3-6	4-0	W1
Iowa State	8-9	.471	6-3	2-6	L4	17-12	.586	13-3	2-8	2-1	L4
Oklahoma State	7-10	.412	5-4	2-6	L5	16-14	.533	11-5	4-7	1-2	L5
West Virginia	6-11	.353	4-4	2-7	W1	17-13	.567	12-4	3-8	2-1	W1
Texas Tech	5-11	.312	3-5	2-6	L1	16-13	.552	11-5	3-6	2-2	L1
Oklahoma	4-12	.250	2-6	2-6	W1	14-15	.483	8-7	2-7	4-1	W1

- The Jayhawks had 17 assists and have double-digit assists in every game this season, while holding opponents to 10 games with single-digit assists on the season, including vs. West Virginia as the Mountaineers finished with nine assists on Saturday.
- Redshirt junior guard Dajuan Harris, Jr set a new career-high with six steals. His five first-half steals were the most by a Jayhawk in one half since Andrew Wiggins had five in the second half at West Virginia on 3/18/14 and the six for the game is the most by a Jayhawk since Marcus Garrett had six against West Virginia on 1/19/19.
- Harris scored a team-high 17 points, leading the Jayhawks in scoring for the second time this season (at Texas Tech, 1/3/23) and finished one point away from his career high.
- This was the 13th time this season that Harris scored in double figures and Kansas is 13-0 in those contests.
- Redshirt junior forward Jalen Wilson scored in double figures for the 27th time this season as he totaled 11 points and six rebounds. The Big 12's leading scorer was 4-of-9 from the field and is now averaging 19.6 points per game for the season.
- Freshman guard Gradey Dick scored 16 points, good for his 20th game this season with 10+ points. Dick shot 5-of-8 from three-point range for his third game this season with 5+ made threes. He moved to fourth place on KU's freshman list for three-pointers with 71, passing Xavier Henry.
- Sophomore KJ Adams scored 13 points on 6-of-10 shooting from the field, making it his 17th time this season with 10+ points. Adams set a new career-high with five assists against WVU, including three in the first half.
- Redshirt senior Kevin McCullar Jr. scored 16 points on 5-of-8 shooting from the field and 2-of-4 shooting from three-point range, marking his 18th game of 10+ points this season. McCullar went 4-of-4 (100%) from the free throw line, and he has now hit all of his free throw attempts in 10 games this season.

WHAT'S TRENDING, NOW

- No. 24 TCU (2/20) was the 12th ranked opponent Kansas played in 2022-23. KU is 7-5 against ranked teams in 2022-23, including 4-0 versus top 10 foes (Duke, Kansas State, Texas and Baylor). Under Bill Self, KU has won seven or more games against ranked foes each of the last three, five of the last six and 10 total seasons.
- Kansas has played nine ranked opponents in 12 games (since Jan. 14). The non-ranked foes were at Kentucky, at Oklahoma and at Oklahoma State, all three KU wins.
- Kansas has appeared in the Associated Press top 10 in each of the last 36 polls dating back to the 2021-22 preseason poll. The 36 consecutive is the longest active streak in men's college basketball.
- Kansas ranks in the top three in nine Big 12 statistical categories, including first in rebounds per game (36.5), assists per game (17.3, eighth nationally) and assist-to-turnover ratio (1.39, 28th nationally).
- Dating back to Feb. 8, 2021, Kansas is 49-0 when outrebounding its opponent, including 17-0 in 2022-23.
- Kansas is averaging 7.2 three point field goals made per game. The 7.2 ranks fourth most in the Bill Self era (last 20 years) - 10.0 (2017-18), 8.8 (2016-17), 8.0 (2015-16).
- KU is averaging 17.3 assists per game, which is eighth nationally. The 17.3 ranks fourth most in the Bill Self era (last 20 years) - 18.0 (2007-08), 17.8 (2005-06), 17.7 (2010-11), 17.3 (2022-23), 17.1 (2005-06).

- Redshirt junior Jalen Wilson is the 66th player in Kansas history to reach the 1,000-point scoring mark for his career and the 21st in the Bill Self era. His 1,320 points are 32nd on the KU list.
- Wilson scored in double figures in 25 straight games from the final two games of the 2021-22 season until Feb. 4, 2023. It was the most for a Jayhawk since KU All-American Ochai Agbaji scored 10+ in 29 straight games ending last season.
- Dajuan Harris Jr. leads the Big 12 assist-to-turnover ratio at 3.25, which is fifth nationally. He is second in the league and sixth nationally in assists per game at 6.3. He has 32 assists and three turnovers in his last four outings.
- Kansas is 21-0 when Harris scores in double figures, including 13-0 this season.
- Kevin McCullar Jr. is second in the Big 12 and is 24th nationally with 2.1 steals per game. McCullar is third in the league in rebounds per game at 7.2 and is the only player in the conference to rank in the top five in steals and rebounds.
- McCullar's seven double-doubles this season are second in the Big 12 behind Jalen Wilson's nine.
- McCullar is 14 points from 1,000 career points scored.
- Freshman Gradey Dick was named the Big 12 Newcomer of the Week for the third time this season on Feb. 20. Dick averaged 21.0 ppg in two wins for KU, including a career-high 26 points at Oklahoma State (2/14).
- Gradey Dick's 71 threes are the third most made in the Big 12 and rank fourth on the KU freshmen all-time list. The KU freshman record is 79 by Jeff Boschee
- A three-time Big 12 Newcomer of the Week, Dick's 14.9 scoring average currently ranks fourth on the KU freshmen list.

Scoring Average by a Kansas Freshman

Player (Season)	Scoring Average
Andrew Wiggins (2013-14)	17.1
Josh Jackson (2016-17)	16.3
Ben McLemore (2012-13)	15.9
Gradey Dick (2022-23)	14.9
Danny Manning (1984-85)	14.6
Kerry Boagni (1983)	14.1

- Dating back to the Dec. 1 game versus Seton Hall, freshman Ernest Udeh Jr. has made his last 20 field goals. The 20 consecutive shots made is a Kansas record surpassing the 16 by Greg Dreiling during the 1985-86 season. A starter on Kansas' 1985-86 Final Four team, Dreiling set the mark in four games.

SENIOR SEND OFF

This will be Senior Night for two Jayhawks - Kevin McCullar Jr., and Jalen Wilson. Additionally, senior managers Jaden Gard (Erie, Kansas) and Davis Gunnigle (Overland Park, Kansas) will be honored.

Beginning in 1983-84 under then head coach Larry Brown, Kansas has won a mind-boggling 39-consecutive Senior Nights. Nine of the 39, including seven under head coach Bill Self, had Kansas defeating a ranked foe on Senior Night, including last year's 70-63 overtime win against No. 21 Texas.



NCAA TOP-150



BIG 12

2022-23 STATISTICS (2.26.23)

	STAT	NCAA	BIG 12
W-L%	82.8	18	1
SCORING	76.4	65	4
SCORING DEFENSE	68.2	123	6
SCORING MARGIN	+8.3	49	3
REBOUNDING	36.5	87	1
REBOUNDING MARGIN	+1.8	145	6
ASSISTS	17.3	8	1
ASSIST-TO RATIO	1.4	28	1
TURNOVER MARGIN	+2.2	53	4
STEALS	8.9	23	2
BLOCKED SHOTS	3.9	88	3
FG%	47.0	49	2
FG% DEFENSE	41.1	48	2
3FG MADE	7.2	--	4
3FG%	35.4	120	3
3FG% DEFENSE	32.0	70	5
FT%	72.1	156	6

INDIVIDUAL (ALL GAMES)

SCORING

Jalen Wilson	19.6	32	1
Gradey Dick	14.9	--	8

REBOUNDING

Jalen Wilson	8.4	64	1
Kevin McCullar Jr.	7.3	136	3
Gradey Dick	5.0	--	17

FIELD GOAL PERCENTAGE (MIN. 5.0 FGM/G)

Gradey Dick	45.3	--	4
Jalen Wilson	41.8	--	8

3-POINT FG PERCENTAGE (MIN. 2.5 FGM/G)

--			
----	--	--	--

3-POINT FIELD GOALS MADE

Gradey Dick	2.4	111	6
Jalen Wilson	2.0	--	12

FREE THROW PERCENTAGE (MIN. 2.5 FTM/G)

Kevin McCullar	77.7	--	10
Jalen Wilson	76.4	--	12

ASSISTS

Dajuan Harris Jr.	6.3	6	2
-------------------	-----	---	---

STEALS

Kevin McCullar Jr.	2.1	24	2
Dajuan Harris Jr.	2.0	41	4
Gradey Dick	1.5	--	8

BLOCKED SHOTS

KJ Adams Jr.	0.9	--	9
--------------	-----	----	---

ASSIST-TO-TURNOVER RATIO (MIN. 3 AST/G AVG)

Dajuan Harris Jr.	3.25	5	1
-------------------	------	---	---

DOUBLE-DOUBLES

Jalen Wilson	9	53	1
Kevin McCullar Jr.	7	90	2
Dajuan Harris Jr.	1	--	15

KU BY THE NUMBERS

14	Consecutive conference regular-season titles - 2005-06-07-08-09-10-11-12-13-14-15-16-17-18, a KU record and the longest in NCAA history.
16	30+ win seasons, which ties an NCAA record.
18	Streaks of 10 or more consecutive wins in the Bill Self era, including two in 2022-23. Eight of those have been 15+ win streaks.
20	Big 12 Conference regular-season championships for KU in the league's 26-year existence. Includes 2021-22.
20	Undefeated home seasons at Allen Fieldhouse, including 2007-08, 2008-09, 2009-10, 2011-12, 2014-15, 2015-16 and 2018-19 under Bill Self.
21	Times a KU player or coach has been inducted into the Naismith Basketball Hall of Fame, which includes current head coach Bill Self in 2017.
23	Or more victories for Kansas in 31 of the last 32 seasons beginning in 1989-90, including 2022-23.
27	Championships for Kansas in the Bill Self era - 16 Big 12 regular-season titles, nine Big 12 postseason championships and two NCAA.
29	Consecutive seasons KU has won 10 or more league games, starting in 1995 (60 times overall), which is the longest streak in the nation and includes 2022-23.
31	Consensus All-America First Team selections, the most of any NCAA Division I school, including Ochai Agbaji in 2021-22.
31	Consecutive seasons KU has made the NCAA Tournament, the longest active streak in the nation and best all-time.
34	Consecutive seasons Kansas has won 20 or more games, the longest active streak in the NCAA, which began in 1989-90. This includes 2022-23.
34	Consecutive seasons Kansas has led its conference in home attendance, beginning in 1986-87, excluding 2020-21 due to COVID.
63	Conference regular-season championships, most in NCAA Division I.
130.4	Decibels reached inside of Allen Fieldhouse on Feb. 13, 2017, when the arena broke the Guinness Book of World Records mark for loudest crowd roar at an indoor sports event.
231	An NCAA record for consecutive weeks Kansas was ranked in the AP top 25. The streak began 2.2.2009, and spanned 433 games, and ended 2.1.2020.
351	Consecutive sellouts in Allen Fieldhouse, dating back to 2001-02. This includes the 2,500 capacity for 2020-21.
580	Wins for Bill Self in his 20th season at Kansas. He is the second-winningest coach in KU history (Phog Allen, 590-219, 1907-09; 1919-56)
843	All-time Kansas victories inside Allen Fieldhouse. The historic building opened in 1955 and KU holds a 843-117 record in its home venue.
2,381	All-Time victories, the most in NCAA Division I Men's Basketball.

KU Senior Night vs. Ranked Teams (since 1984)
1991-92 vs. #11 Missouri (97-89)
1994-95 vs. #18 Oklahoma State (78-62)
2002-03 vs. #16 Oklahoma State (79-61)
2006-07 vs. #15 Texas (90-86)
2009-10 vs. #5 Kansas State (82-65)
2010-11 vs. #24 Texas A&M (64-51)
2014-15 vs. #20 West Virginia (76-69 OT)
2015-16 vs. #21 Iowa State (85-78)
2020-21 vs. #1 Baylor (71-58)
2021-22 vs. #21 Texas (70-63 OT)

KEVIN MCCULLAR JR.
• Kevin McCullar Jr. was a three-year starter at Texas Tech who transferred to Kansas last summer and he has started every game he has played as a Jayhawk.
• While at Texas Tech, McCullar was a two-time All-Big 12 selection his sophomore and junior seasons. A defensive stopper, McCullar has been a semifinalist for the Naismith Defensive Player of the Year in 2022 at TTU and 2023 at Kansas (named Feb. 28).
• For his career, McCullar is 14 points shy of his 1,000th career point. He has 50 games scored in double figures in 56 games for his career with 10 all-time double-doubles.
• McCullar will be a four-time Academic All-Big 12 First Team selection who will graduate from KU in May with a degree in liberal arts and sciences.

JALEN WILSON
• In his four seasons as a Jayhawk, Jalen Wilson has won two Big 12 regular-season titles, one Big 12 Tournament and one national championship. Kansas is 58-4 inside Allen Fieldhouse when Wilson has donned the Crimson and Blue.
• With Wilson as a Jayhawk, Kansas has been ranked in the national polls 73 times and KU has been in the top 10 of the Associated Press poll more than half that time, including in every poll for the last two seasons.
• As a redshirt freshman, Wilson was named to Big 12 All-Freshman and All-Newcomer teams in 2021. He was a 2022 All-Big 12 selection and he will be finalist for most every national player of the year honor this season. We all expect will most likely be the 32nd Consensus All-America First Team selection in Kansas history.
• Wilson has scored 1,320 points which ranks 32nd on the KU career list. His 749 rebounds are 16th and his 25-career double-doubles are ninth in Kansas history.
• A two-time Big 12 Player of the Week, Wilson will be a three-time Academic All-Big 12 selection and will graduate from KU with a communication studies degree this upcoming May.

Managers
DAVIS GUNNIGLE (Overland Park, Kansas) will graduate from Kansas in May with a degree in marketing.
JADEN GARD (Erie, Kansas) will graduate from Kansas in May with a sport management degree and a minor in business

MILESTONES BEING APPROACHED
• Jalen Wilson has 1,320 career points (80 from becoming the 28th KU player to score 1,400 points) and 749 career rebounds (14 from the KU top 15).
• Kevin McCullar Jr. has 986 career points (14 from 1,000).
• Dajuan Harris Jr. has 413 career assists (8 from the Kansas top 15 all-time).
• Cam Martin has 2,162 career points (38 from 2,200).

HARRIS AND CLEMENCE NAMED ACADEMIC ALL-DISTRICT
The Kansas men's basketball duo of Dajuan Harris Jr. and Zach Clemence were named Academic All-District by the College Sports Communicators (CSC) the organization announced Feb. 21. Earning the accolade now makes Harris and Clemence eligible for CSC Academic All-America, which will be voted on by the CSC membership. To be nominated, a student-athlete must be a starter or important reserve with at least a 3.50 cumulative grade point average (on a 4.0 scale) at his current institution.

Kansas has had 15 Academic All-Americans dating back to Bud Stallworth in 1971 and its 15 are second most in NCAA Division I behind UCLA's 17. KU's most recent Academic All-American was Tyrel Reed in 2011.

NCAA COMMITTEE TOP 16 RELEASED
On Feb. 18, the NCAA released its first top 16 bracket for the 2023 NCAA Tournament and Kansas was a No. 1 seed along with Alabama, Houston and Purdue.

Since seeding in the NCAA Tournament began in 1979, Kansas has been a No. 1 seed 15 times, including four times in the last seven tournaments. KU was also a No. 1 seed in 1986-92-95-97-98-2002-07-08-10-11-13-16-17-18-22 with the last nine under head coach Bill Self. Kansas is 45-13 all-time as a No. 1 seed with two NCAA Tournament titles in 2008 and 2022.

KANSAS VS. TOP-25 TEAMS
No. 24 TCU (Feb. 20) was the 12th Associated Press top-25 ranked team Kansas played in 2022-23. KU is 7-5 against AP ranked foes this season, including 4-0 versus top 10 teams. KU played 12 Associated Press-ranked opponents during the 2021-22 season and went 8-4 versus those teams. Eleven of the last 12 and 18 of Kansas' last 20 losses have been to ranked foes. In 2019-20, KU went 4-3 against top-25 teams. In the Bill Self era, KU is 125-68 against AP-ranked opponents, including 50-26 versus Top-10 foes. In that span, Self's KU teams have collected seven or more wins against ranked foes in each of the last three and five of the last six seasons.

Kansas' record against top-10 ranked opponents is even more impressive. KU is 24-11 against foes ranked inside the top-10 of the AP poll since 2013-14. Since Bill Self's first season, 2003-04, the Jayhawks are 20-4 against AP top-10 teams inside Allen Fieldhouse, 9-1 versus top-five opponents.

KU VS. ASSOCIATED PRESS TOP-25 TEAMS UNDER BILL SELF		
SEASON	RECORD	VS. TOP-10
2022-23	7-5	4-0
2021-22	8-4	2-1
2020-21	8-7	3-3
2019-20	4-3	1-2
2018-19	8-4	2-1
2017-18	8-4	4-1
2016-17	6-3	5-1
2015-16	12-4	4-1
2014-15	10-6	0-1
2013-14	7-2	3-0
2012-13	5-2	2-1
2011-12	7-5	6-4
2010-11	5-1	1-1
2009-10	8-1	2-0
2008-09	3-3	1-2
2007-08	5-2	3-0
2006-07	5-2	2-2
2005-06	3-3	1-2
2004-05	4-2	3-1
2003-04	2-5	1-2
TOTAL	125-68	50-26

Highest Win Pct vs. Top-10 at Home (Min 10 games; source: ESPN)	
Player	Pct. (W-L)
John Wooden	.880 (22-3)
BILL SELF	.852 (23-4)
Jerry Tarkanian	.846 (11-2)
Chuck Osborn	.833 (10-2)

THIS DAY IN KANSAS BASKETBALL HISTORY

FEBRUARY

28

Feb. 28, 2001: Kansas defeated Kansas State for the 21st-straight time, in a 77-65 victory. Drew Gooden led all scorers with 17 points, while pulling down a team high seven rebounds. Despite only making three field goals, Kirk Hinrich distributed nine of the teams 18 assists, while only committing two turnovers in the process. Kansas ended the game shooting 51% from the field, including 50% from behind the arc. KU went on to finish the season with a 26-7 (12-4) record, tied for second in conference play, and advanced to the NCAA Tournament's Sweet 16.

WILSON NAMED TO NAISMITH TROPHY MIDSEASON TEAM

Jalen Wilson was named to the 2023 Naismith Men's Player of the Year Midseason Team, the Atlanta Tipoff Club announced Feb. 9. There are 30 total student-athletes named to the midseason squad and Wilson is looking to become the third Jayhawk to win the Naismith Men's Player of the Year Trophy joining Danny Manning (1988) and Frank Mason III (2017).

WILSON AND DICK ON NAISMITH STARTING FIVE TOP 10 LIST

Jalen Wilson was named a top 10 candidate for the 2023 Julius Erving Award, while Gradey Dick is a top 10 candidate for the 2023 Jerry West Award the Naismith Memorial Basketball Hall of Fame announced Feb. 7-8.

Named after Class of 1993 Hall of Famer Julius Erving, the annual honor is in its ninth year recognizing the top small forwards in Division I men's college basketball.

Joining Wilson on the 10-person Julius Erving Award list are Brandon Miller (Alabama), Baylor Scheierman (Creighton), Matthew Cleveland (Florida State), Julian Strawther (Gonzaga), Keyontae Johnson (Kansas State), Brice Sensabaugh (Ohio State), Kevin Obanor (Texas Tech), Jaime Jaquez Jr. (UCLA) and Colby Jones (Xavier).

Named after Class of 1980 Hall of Famer and 1959 NCAA Final Four Most Valuable Player Jerry West, the annual honor is in its ninth year recognizing the top shooting guards in Division I men's college basketball.

Joining Dick on the 10-person list are Adam Flagler (Baylor), Keyonte George (Baylor), Marcus Sasser (Houston), Terrence Shannon Jr. (Illinois), Taevion Kensey (Marshall), Isaiah Wond (Miami), Terquavion Smith (NC State), Santiago Vescovi (Tennessee) and Jordan Hawkins (UConn),

WILSON NAMED TO WOODEN AWARD LATE SEASON TOP 20

Jalen Wilson was named to the John R. Wooden Award Late Season Top 20 Watch List, the Los Angeles Athletic Club announced Jan. 30 on ESPN2.

Chosen by a poll of national college basketball experts based on their performances during the 2022-23 season thus far, the list is comprised of 20 student-athletes who are front-runners for the John R. Wooden Award. Wilson is looking to become the third Jayhawk to win the Wooden Award, joining Danny Manning (1988) and Frank Mason III (2017).

Wilson and teammate Gradey Dick were named to the Wooden Award Midseason Top 25 Watch List on Jan. 4.

MCCULLAR NAMED TO THE NAISMITH DEFENSIVE PLAYER OF THE YEAR WATCH LIST

For the second straight season, Kansas redshirt-senior Kevin McCullar Jr. has been named a semifinalist for the Naismith Defensive Player of the Year Watch List, the Atlanta Tipoff Club announced Feb. 28. Last season at Texas Tech, McCullar was one of 10 semifinalists for the Naismith Defensive Player of the Year. In its sixth year, the Naismith Defensive Player of the Year Award originated in 2018. McCullar is looking to become the second Kansas player to win the honor, joining 2020 recipient Marcus Garrett.

McCullar is second the Big 12 and is 24th nationally in steals per game with a 2.1 average, while often guarding the opponents' best scorer. McCullar's 58 steals are second most in the Big 12 and ranks 27th nationally. McCullar's seven double-doubles rank second in the Big 12 behind teammate Jalen Wilson's nine. He is scoring 11.1 points per game and is third in the Big 12 with a 7.3 rebound average. He is the only player in the league to rank in the top five of the Big 12 in rebound and steal average.

Also, in 2020, Garrett was the ESPN.com national defensive player of the year. Other Jayhawks to have won national defensive player of the year honors include Jeff Withey, a co-recipient by the NABC in 2013, and Udoka Azubuike in 2020 by the NABC.

WILSON AND DICK NAMED TO OSCAR ROBERTSON TROPHY MIDSEASON WATCH LIST

The Kansas duo of Jalen Wilson and Gradey Dick were named to the Oscar Robertson Trophy Midseason Watch List, the United States Basketball Writers of America (USBWA) announced Jan. 19. Kansas is one of six schools with multiple players on the 50 listed, along with Arizona, Baylor, Kansas State, North Carolina and UCLA.

Chosen by the USBWA membership based on performances during the 2022-23 season, Wilson and Dick are aiming to become the second Jayhawk to win the Oscar Robertson Trophy, joining 2017 recipient Frank Mason III.

WILSON NAMED THE SPORTING NEWS MIDSEASON ALL-AMERICA FIRST TEAM

Redshirt-junior Jalen Wilson was named to *The Sporting News* (TSN) Midseason All-America Team, announced Jan. 19. Joining Wilson on the TSN All-America First Team included Zach Edey (Purdue), Brandon Miller (Alabama), Drew Timme (Gonzaga) and Azuolas Tubelis (Arizona).

KU's Ochai Agbaji, who was a TSN second-team midseason All-America in 2021-22, would go on to earn first-team honors at season's end and was Kansas' 31st all-time Consensus All-America First Team honoree.

WILSON LOOKING TO JOIN ELITE KANSAS COMPANY

Redshirt-junior Jalen Wilson leads the Big 12 in scoring at 19.6 points per game, which is 32nd nationally, and in rebounds at 8.4 rpg. Wilson is vying to become the third Jayhawk in the Bill Self era to average 20-plus points per game and the seventh KU player to lead the Big 12 in scoring. He is also vying to become the fourth Jayhawk to lead the Big 12 in scoring and rebounding average in the same season.

Kansas 20-Plus Average Scorers in the Bill Self Era

Player (Season)	20+ PPG
Frank Mason III (2016-17)	20.9
Wayne Simien (2004-05)	20.3

Big 12 Season Scoring Leaders from Kansas (since 1996-97)

Player (Season)	PPG
Ochai Agbaji (2021-22)	18.8
Devon Dotson (2019-20)	18.1
Dedric Lawson (2018-19)	19.4
Frank Mason III (2016-17)	20.9
Wayne Simien (2004-05)	20.3
Drew Gooden (2001-02)	19.8

Pay Heed, All Who Enter:
BEWARE OF "THE PHOG"

NATIONAL CHAMPIONS

1922, 1923, 1952, 1988, 2008, 2022

BIG 12 CHAMPIONS

1997*, 1998*, 1999^, 2002, 2003, 2005, 2006*,
2007*, 2008*, 2009, 2010*, 2011*, 2012, 2013*,
2014, 2015, 2016*, 2017, 2018*, 2020, 2022*

Regular season titles listed

* - Regular season & tournament champions

^ - Tournament champions only

- Kansas has 2,381 all-time victories which is the most in NCAA Division I men's basketball history.
- Over the last 19-plus seasons, Kansas has won 16 regular-season Big 12 championships with just 17 losses at Allen Fieldhouse.
- KU has held opponents to fewer than 100 points in 677 of its last 679 games. The last team to score 100 on Kansas in a 40-minute game was Gonzaga (102-90) on 11.26.2020 with the previous being Oklahoma (100-78) on 2.27.1990.
- Kansas set the NCAA DI record for being ranked in the Associated Press poll at 231 consecutive weeks from Feb. 2, 2009 until Feb. 1, 2021. KU's stretch consisted of 433 games of being ranked.
- Kansas won 27 of its last 35 regular-season games against AP top-10 teams. Under Bill Self, KU is 47-24 against top-10 opponents, a figure that includes postseason play.
- KU has won at least 12 league games for 22-straight years, which is the longest active streak in the nation.
- Each four-year KU senior class since 1986-87 has won at least 100 games. The current KU four-year players - senior Michael Jankovich and redshirt juniors Dajuan Harris and Jalen Wilson - have won 107 contests.
- Kansas is the only team in the Big 12 to have a .500 winning percentage or better series record against every league foe.
- KU is the only Big 12 school to have won a regular-season championship with two different coaches (Roy Williams and Bill Self).
- Kansas is first in the conference in wins with a 369-84 record in Big 12 regular-season games. Texas is next at 272-179. Including the league postseason championship, Kansas is top at 419-96, while Texas is second at 300-201.
- Under Bill Self, Kansas is 159-11 (93.5%) in Big 12 home games: 8-0 in 2004, 7-1 in 2005, 7-1 in 2006, 7-1 in 2007, 8-0 in 2008, 8-0 in 2009, 8-0 in 2010, 7-1 in 2011, 9-0 in 2012, 8-1 in 2013, 9-0 in 2014, 9-0 in 2015, 9-0 in 2016, 8-1 in 2017, 7-2 in 2018, 9-0 in 2019, 8-1 in 2020, 8-1 in 2020-21, 9-0 in 2021-22 and 7-1 in 2022-23.
- Under Bill Self, Kansas has experienced only two regular-season conference sweeps by a Big 12 opponent. In 141 regular-season Big 12 home-and-home series during the Self era, Kansas has 91 sweeps, 48 splits and has been swept twice (by Oklahoma State in 2018 and Texas in 2021).

JAYHAWKS ON NBA ROSTERS (11)

Ochai Agbaji - Utah Jazz
Udoka Azubuike - Utah Jazz
Christian Braun - Denver Nuggets
Joel Embiid - Philadelphia 76ers
Devonte' Graham - San Antonio Spurs
Marcus Morris - Los Angeles Clippers
Markieff Morris - Dallas Mavericks
Sviatoslav Mykhailiuk - New York Knicks
Kelly Oubre Jr. - Charlotte Hornets
Andrew Wiggins - Golden State Warriors

MEDIA INFORMATION

Hawk Talk Radio Show

Hawk Talk, Bill Self's radio show, airs week during the season from 6-7 p.m. on most Jayhawk Radio IMG Network stations. Remaining dates for Hawk Talk are Feb. 27, March 6.

Credentials

The Kansas men's basketball media credential application is now available. Accredited media outlets interested in covering KU men's basketball for the 2022-23 season should apply at www.sportssystem.com/kansas. For men's basketball credential questions, contact Chris Theisen (theisen@ku.edu).

JAYHAWK IMG RADIO NETWORK AFFILIATES

Abilene/Salina	KDJM-101.7 FM
Coffeyville	KGGF-104.1 FM
Concordia	KNCK-94.9 FM
Dodge City	KGNO-1370 AM
Emporia	KVOE-1400 AM
Fort Scott	KMDO-1400 AM
Fort Scott	KOMB-103.9 FM
Garden City	KBUF-1030 AM
Glen Elder	KZDY-96.3 FM
Goodland/Colby	KWGB-97.9 FM
Great Bend	KBGL-106.9 FM
Hays	KAYS-1400 AM
Hutchinson	KSKU-94.7 FM
Iola	KIOL-1370 AM
Kansas City	KCTE-1510 AM
Kansas City	KCTE-99.3 FM
Kansas City	WHB-810 AM
Lawrence	KLWN-1320 AM/101.7 FM
Lawrence	KLZR-105.9 FM
Liberal	KSCB-1270 AM
Marysville	KNDY-95.5 FM
Parsons	KLKC-1540 AM
Parsons	KLKC-93.5 FM
Phillipsburg	KKAN-1490 AM
Phillipsburg	KQMA-92.5 FM
Russell	KRSL-95.9 FM
Topeka	KMAJ-1440 AM
Topeka	KWIC 99.3 FM
Wellington	KLEY-100.3 FM
Wichita	KFH-1240 AM
Wichita	KFH-97.5 FM

-- affiliates subject to change, check your local listings

10+ WINNING STREAKS UNDER BILL SELF (2003-04)			
GAMES	BEGAN	ENDED	TEAM TO END STREAK (SCORE)
20	11/9/07	1/26/08	at Kansas State (75-84)
18	11/15/16	1/25/17	at West Virginia (69-85)
18	11/15/12	2/2/13	Oklahoma State (80-85)
18	11/12/10	1/22/11	vs. Texas (63-74)
17	3/2/22	11/25/22	vs. Tennessee (50-64)
17	1/30/16	3/26/16	vs. Villanova (59-64)
16	1/14/20	3/7/20	vs. Gonzaga (90-102)
16	2/27/08	11/25/08	vs. Syracuse (81-89 ot)
14	11/13/09	1/10/10	at Tennessee (68-76)
14	2/7/07	3/24/07	vs. UCLA (55-68)
14	11/19/04	1/19/05	at Villanova (62-83)
13	11/23/15	1/12/16	at West Virginia (63-74)
13	1/13/10	2/27/10	at Oklahoma State (77-85)
11	2/19/11	3/27/11	vs. VCU (61-71)
10	11/28/22	1/17/23	at Kansas State (82-83 ot)
10	11/6/18	12/22/18	at Arizona State (76-80)
10	12/22/11	1/28/12	at Iowa State (64-72)
10	1/21/06	2/25/06	at Texas (55-80)

Same Player Season Scoring & Rebounds Leaders in Big 12 History (since 1996-97)

Player (School, Season)	PPG/RPG
Dedric Lawson (Kansas, 2018-19)	19.4 ppg/10.3 rpg
Blake Griffin (Oklahoma, 2008-09)	22.7 ppg/14.4 rpg
Michael Beasley (Kansas State, 2007-08)	26.2 ppg/12.4 rpg
Kevin Durant (Texas, 2006-07)	25.8 ppg/11.1 rpg
Wayne Simien (Kansas, 2004-05)	20.3 ppg/11.0 rpg
Drew Gooden (Kansas, 2001-02)	19.8 ppg/11.4 rpg

KANSAS IN THE NATIONAL POLLS

Kansas is ranked No. 3 in the latest Associated Press poll released Feb. 27. Starting with the first poll of the 2021-22 season, Kansas has been ranked in the AP top 10 in 36-straight polls, which is the longest active streak in the nation.

AP Weekly Appearance Streaks: Top 10 / Active only

Rk	Team	Polls	First-Last
1.	KANSAS	36	2022-2023
2.	Houston	17	2023
3.	Texas	15	2023
4.	Purdue	14	2023
5.	Alabama	13	2023

For the 11th-consecutive year, Kansas entered the 2022-23 season ranked seventh or higher as KU was tied for No. 5 in the 2022-23 preseason Associated Press poll released Oct. 17.

This is also the 13th time in the last 14 seasons that the Jayhawks have entered the season No. 7 or higher by the AP, including nine times in the top five and five in the top three. KU was No. 1 in 2009-10, No. 3 in 2016-17, No. 1 in 2018-19, No. 3 in 2019-20 and No. 3 in 2021-22.

Under 20th-year and Hall of Fame head coach Bill Self, this is the 17th time that Kansas entered the season ranked seventh or higher in the Associated Press preseason poll. Historically, the No. 5 ranking marks the 25th time since the 1992-93 season that Kansas will enter the season seventh or higher.

Like it was in the preseason Associated Press poll, Kansas is ranked No. 5 in the preseason USA TODAY Coaches' Poll released Oct. 26 and is No. 4 in the Feb. 20 poll.

This was the ninth-straight year the Jayhawks have opened the season in the top-five and KU was ranked in the preseason for the 31st time in the 34-year history of the poll.

The No. 5 ranking marked the ninth-straight year Kansas has entered the season No. 5 or higher in the coaches' poll dating back to 2014-15. Additionally, it is the 17th time in the Bill Self era the Jayhawks have been preseason seventh or higher, including each of the last 11 seasons.

In 2021-22 Kansas opened the year No. 3 in the preseason coaches' poll and ended No. 1 for the third time ever - 2008, 2020 and 2022.

KU CELEBRATING 125 YEARS OF BASKETBALL IN 2022-23

The winningest program in college basketball history, Kansas, is celebrating its 125th year of play during the 2022-23 season and hosted the 125th reunion on Jan. 14 in historic Allen Fieldhouse. More than 200 past players, coaches and staff returned for the reunion, including four of Kansas' eight all-time head coaches - Ted Owens, Larry Brown, Roy Williams and Bill Self.

Kansas basketball...

- Is the all-time winningest program with 2,381 victories
- Has won six NCAA national championships, four in the NCAA era (1922, 1923, 1952, 1988, 2008, 2022)
- Has had only eight head coaches in its 125 seasons
- Has won an NCAA-record 63 overall conference regular-season titles, including an NCAA record 14-consecutive from 2005-2018

- Has 31 Consensus All-America First Team selections, the most in NCAA Division I
- Has 21 Naismith Basketball Hall of Fame members
- Has 39 current consecutive winning seasons beginning in 1983-84, the longest active streak in the NCAA
- Has 350 consecutive sellouts in Allen Fieldhouse dating back to the second game of the 2001-02 season
- Has posted 16 seasons of 30 or more wins, which tied for the most in NCAA history

CLOSE CALLS

Including seven Big 12 contests, Kansas has had nine games that have been decided by five points or less and/or in overtime this season, including the last two outings - 76-74 versus West Virginia (2/25) and 63-58 at TCU (2/20). KU is 8-1 in those contests. Last year, KU played 11 games with the outcome being decided by five points or less or in overtime. The Jayhawks went 9-2 in those contests. Dating back to the 2017-18 season, Kansas has won its last 16 games that have been decided by five points or less or in overtime inside Allen Fieldhouse.

KANSAS RECORD IN GAMES DECIDED BY 5 OR FEWER POINTS, OR OVERTIME UNDER BILL SELF

Season	W-L	Pct	Home*	Neut.	Road
2003-04	2-3	.400	1-1	0-2	1-0
2004-05	6-5	.545	5-1	0-2	1-2
2005-06	2-6	.250	1-2	1-3	0-1
2006-07	7-2	.778	2-1	3-0	2-1
2007-08	5-2	.714	1-0	2-0	2-2
2008-09	1-4	.200	1-1	0-2	0-1
2009-10	5-1	.833	1-0	1-1	3-0
2010-11	8-0	1.000	3-0	1-0	4-0
2011-12	6-1	.857	1-0	4-0	1-1
2012-13	6-3	.667	1-1	0-2	5-0
2013-14	4-5	.444	1-1	2-2	1-2
2014-15	8-5	.615	3-0	2-1	3-4
2015-16	4-1	.800	2-0	1-1	1-0
2016-17	9-3	.750	3-1	1-2	5-0
2017-18	11-2	.846	3-1	4-0	4-1
2018-19	10-2	.833	5-0	2-0	3-2
2019-20	5-2	.714	1-0	1-1	3-1
2020-21	6-2	.750	4-0	1-0	1-2
2021-22	9-2	.818	5-0	1-1	3-1
2022-23	8-1	.889	4-0	2-0	2-1
TOTALS:	122-52	.701	48-10	29-20	45-22

(*Includes Allen Fieldhouse and Kansas City designated home contests; source: StatsPass)

WILSON & MCCULLAR ON WATCH LISTS

Kansas redshirt-junior Jalen Wilson was one of 20 players named to the 2023 NABC Division I Player of the Year Watch List, the National Association of Basketball Coaches (NABC) announced Nov. 3. The 2023 NABC Division I Player of the Year - selected by a vote of Division I head coaches - will be announced the week of the 2023 Men's Final Four in Houston.

WINNING THE BIG 12 NO CAKEWALK

If you think KU's success in the Big 12 is due to playing in a non-competitive conference, think again. The stats show that this is anything but the case. Over the last 19 seasons, the Big 12 has proven to be one of the toughest leagues in the NCAA, making KU's run of 15 league titles since 2004 even more impressive.

Beginning in the 2003-04 season, the Big 12 has ranked as the nation's No. 1 conference in the RPI/NET rankings six times and in the top-three on 11 occasions. The Big 12 was the only league that ended the 2020-21 season with seven teams and 70 percent of its membership in the top 36 of the NCAA NET ratings.

The stoutness of the league is also highlighted by KU's strength of schedule during this stretch, which has been among the toughest every season. The Jayhawks have posted a top-10 strength of schedule 10 times in Bill Self's 18 years at KU, which includes the nation's strongest schedule five times, including 2019-20.

BIG 12 & KU RPI/NET RANKINGS SINCE 2003-04

SEASON	KU RPI/NET	KU NET SOS	BIG 12 RPI/NET*
2022-23	6	1	1
2021-22	3	3	1
2020-21	17	13	4
2019-20	2	1	2
2018-19	17	1	1
2017-18	3	2	1
2016-17	4	19	2
2015-16	1	2	1
2014-15	5	1	1
2013-14	4	1	1
2012-13	5	17	5
2011-12	5	8	4
2010-11	1	10	3
2009-10	1	6	1
2008-09	11	13	3
2007-08	4	12	3
2006-07	10	44	7
2005-06	32	60	5
2004-05	3	1	3
2003-04	12	6	4

*average NET of every conference team compared to other leagues

MORE KANSAS NOTABLES

- Kansas went 16-for-16 on free throws at Baylor on Jan. 23. That is the most free throws made in a game without a miss in program history, surpassing Dec. 9, 2015 vs. Holy Cross when KU went 12-for-12 from the free throw line.
- Kansas was voted second in the 2022-23 Big 12 Preseason Coaches Poll behind Baylor. It marked just the sixth time in the 27-year history of the Big 12 KU was not the league favorite. The complete poll is on page 9 of the game notes.
- Kansas went 15-1 in Allen Fieldhouse last season. KU has won 10 or more home games for 39 consecutive seasons, beginning in 1983-84. Including 2022-23, KU has won 12 or more in Allen Fieldhouse for the last 24 seasons beginning in 1999-2000.
- Kansas has won a mind-boggling 50-straight home openers (beginning in 1973-74 under coach Ted Owens), 32-consecutive conference openers (beginning in 1991-92 under head coach Roy Williams and including 2022-23) and 39-straight Senior Nights (beginning in 1983-84 under coach Larry Brown).
- On Nov. 9, 2022, former KU guard Jacque Vaughn was named head coach of the Brooklyn Nets. He is the fourth KU graduate to coach at the highest level - John McClendon (ABA, 1969-70 at Denver); Wilt Chamberlain (ABA, 1973-74 at San Diego); Kevin Pritchard (NBA, 2005 at Portland, 27 games); Jacque Vaughn (NBA, 2012-15 at Orlando, 2022-present at Brooklyn).
- In the spring 2021 semester, the men's basketball program set a new program high with a 3.56 GPA which came on the heels of Bill Self's squad establishing a new program record of 3.44 in fall of 2020.

KU SIGNS THREE IN NOVEMBER

Three guards - Elmarko Jackson (Marlton, New Jersey), Chris Johnson (Fort Bend, Texas) and Jamari McDowell (Manvel, Texas) - have signed National Letters of Intent to play basketball at Kansas, KU head coach Bill Self announced Nov. 9. The three will be freshmen at KU for the 2023-24 season. The Kansas class ranks 10th nationally according to 247sports.com.

UP NEXT**AT TEXAS**

Saturday, March 4, 2023
Moody Center
3 p.m. (Central)
ESPN

ELMARKO JACKSON, G, 6-3, 185, MARLTON, NEW JERSEY (SOUTH KENT SCHOOL [CONN.])

- Is Kansas' 50th McDonald's All-American, announced Jan. 24.
- Playing his final prep season at South Kent School in Connecticut.
- A combo guard who is known for his leadership skills and explosiveness, Jackson is a strong combo guard.
- Has good size, speed, terrific play-making ability and is a tough defender.
- Began his prep career at St. Augustine Prep in Richland, New Jersey. He then transferred to Academy of the New Church in Bryn Athyn, Pennsylvania. He earned all-state and all-league honors in 2021-22 at Academy of the New Church in Bryn Athyn, Pennsylvania.
- Averaged 17.9 points, 5.7 rebounds, 5.4 assists and 2.0 steals per game in 2021-22.
- Is ranked No. 18 by 247Sports and No. 28 by ESPN100.
- Has been named to the Naismith Boys High School Player of the Year Watch List (1 of 50).

CHRIS JOHNSON, G, 6-4, 180, FORT BEND, TEXAS (MONTVERDE ACADEMY [FLA.])

- An explosive scorer who has deep range.
- Is physical, plays with an edge, and can score a variety of ways, and is a solid defender.
- Johnson transferred to Montverde Academy in Florida for his senior season after earning All-Greater Houston honors at Elkin High School in Texas.
- Averaged 19.5 points, 5.0 assists and 4.7 rebounds for Elkin in 2021-22, where the team went 30-6.
- Played AAU basketball for the Houston Defenders along with fellow signee Jamari McDowell.
- Is ranked No. 24 by ESPN100.
- Has been named to the Naismith Boys High School Player of the Year Watch List (1 of 50).

JAMARI MCDOWELL, G, 6-4, 180, MANVEL, TEXAS (MANVEL HS)

- Plays at Manvel High School in Manvel, Texas, a suburb of Houston.
- Can play all three perimeter positions.
- Has size and versatility on the perimeter, is athletic with a high motor.
- Media outlets wrote McDowell will remind KU fans of Christian Braun and Ochai Agbaji from the 2022 NCAA National Championship team.
- Last season Manvel posted a 19-5 record and McDowell averaged 21.7 points, 7.2 rebounds, 5.1 assists and 4.5 steals per game.
- Played AAU basketball for the Houston Defenders along with fellow signee Chris Johnson.
- Is ranked No. 42 by 247Sports. He chose Kansas over Texas A&M, Xavier and Wake Forest among others.

Kansas concludes the regular season at Texas on Saturday, March 4. Tip from Moody Center begins at 3 p.m. CT and the game will be televised on ESPN.

Kansas leads the overall series with Texas, 37-12, including an 11-9 mark in games played in Austin. This will be the first KU-UT meeting in Moody Center.

Earlier this season, then-No. 9 Kansas defeated then-No. 5 Texas, 88-80, on Feb. 6 in Allen Fieldhouse.

2022-23 BIG 12 PRESEASON COACHES POLL**Team (First-place votes) - Points**

1-Baylor (5) - 77

2-KANSAS (4) - 73

3-Texas (1) - 64

4-TCU - 58

5-Oklahoma State - 42

5-Texas Tech - 42

7-Oklahoma - 32

8-Iowa State - 30

9-West Virginia - 20

10-Kansas State - 12

TOP 30-POINT SCORING GAMES IN THE BILL SELF ERA (SINCE 2003-04)

41, Andrew Wiggins, at West Virginia (3.8.14) L

39, Elijah Johnson, at Iowa State (2.25.13) W

38, Jalen Wilson, at Kansas State (1.17.23) L

37, Ochai Agbaji, vs TEXAS TECH (1.24.22) W

36, Ben McLemore, vs West Virginia (3.2.13) W

35, Devonte Graham, vs Syracuse (12.2.17) W

35, Devonte Graham, vs TOLEDO (11.28.17) W

33, Jalen Wilson, vs. SOUTHERN UTAH (11.18.22) W

33, Marcus Morris, at Iowa State (1.12.11) W

33, Sherron Collins, vs CORNELL (1.6.10) W

33, Lagerald Vick, vs LOUISIANA (11.16.18) W

33, Julian Wright at Missouri (2.10.07) W

33, Wayne Selden Jr., vs KENTUCKY (1.30.16) W

33, Ben McLemore, vs IOWA STATE (1.9.13) W

32, Perry Ellis, vs TCU (2.15.14) W

32, Lagerald Vick, vs VERMONT (11.12.18) W

32, Malik Newman, vs Duke (3.25.18) W

32, Sherron Collins, vs North Dakota State (3.20.09) W

32, Wayne Simien vs OKLAHOMA STATE (2.27.05) W

32, Frank Mason III, vs IOWA STATE (2.4.17) L

31, Christain Braun, at Saint Johns (12.3.21) W

31, Wayne Simien vs Missouri (3.12.04) W

31, Udoka Azabuike, vs TCU (3.4.20) W

31, Devon Dotson, vs Dayton (11.27.19) W

31, Dedric Lawson, vs TCU (1.9.19) W

31, Josh Jackson, at Texas Tech (2.11.17) W

31, Xavier Henry, vs LA SALLE (12.12.09) W

30, Jalen Wilson, vs. TCU (1.21.23) L

30, Christian Braun, vs Saint Joseph (11.27.20) W

30, Dedric Lawson, at Arizona State (12.22.18) L

30, Malik Newman, vs Oklahoma State (3.8.18) W

30, Frank Mason III, vs UMKC (12.6.16) W

30, Frank Mason III, vs INDIANA (11.11.16) L

30, Perry Ellis, vs Iowa State (3.14.14) L

30, Andrew Wiggins, vs Oklahoma State (3.13.14) W

30, Ben McLemore, vs KANSAS STATE (2.11.13) W

30, Thomas Robinson, vs NORTH DAKOTA (12.31.11) W

30, Mario Chalmers vs Texas (3.16.08) W

30, Wayne Simien vs Oklahoma State (3.12.05) L

30, Wayne Simien vs UAB (3.26.04) W

KANSAS LEAGUE TITLES, 63

With its 2021-22 championship, Kansas claimed its 20th Big 12 regular-season title, including the 16th in the last 18 seasons. KU's 63 all-time conference titles are the most in NCAA Division I history. Kentucky is second with 55 and Penn third at 38. The Jayhawks have claimed 16 outright or shared league titles since 2003-04 (i.e. the Bill Self era), the next best team in a major conference is Villanova, Kentucky and North Carolina at seven each over that span..

KANSAS CONFERENCE REGULAR-SEASON TITLES

63 (*Tied for the championship)

Missouri Valley Intercollegiate Athletic Association (13) - 1908-09-10-11-12*-14*-15-22*-23-24-25-26-27

Big Six (12) - 1931-32-33-34-36-37*-38-40*-41*-42*-43-46

Big Seven (5) - 1950*-52-53-54*-57

Big Eight (13) - 1960*-66-67-71-74-75-78-86-91*-92-93-95-96

Big 12 (20) - 1997-98-2002-03-05*-06*-07-08*-09-10-11-12-13*-14-15-16-17-18-20-22*



BILL SELF

HEAD COACH

Oklahoma State '85
20th Season at Kansas
30th Season Overall
Family: Cindy (wife), Lauren (daughter),
Tyler (son), Ella, Phoebe and Jack (grandchildren)

CAREER RECORD // YEAR-BY-YEAR

YEAR	OVERALL W-L / %	CONF. W-L / %	NOTE
ORAL ROBERTS (1993-97)			
1993-94	6-21 .222	- -	None
1994-95	10-17 .370	- -	None
1995-96	18-9 .667	- -	None
1996-97	21-7 .750	- -	NIT
TULSA (1997-2000)			
1997-98	19-12 .613	9-5 .643	3rd WAC
1998-99	23-10 .697	9-5 .643	t-1st WAC / NCAA Rnd of 32
1999-00	32-5 .865	12-2 .857	1st WAC / NCAA Elite Eight
ILLINOIS (2000-03)			
2000-01	27-8 .771	13-3 .813	t-1st Big Ten / NCAA Elite Eight
2001-02	26-9 .743	11-5 .688	t-1st Big Ten / NCAA Sweet 16
2002-03	25-7 .781	11-5 .688	* 2nd Big Ten / NCAA Rnd of 32
KANSAS (2003-present)			
2003-04	24-9 .727	12-4 .750	2nd Big 12 / NCAA Elite Eight
2004-05	23-7 .767	12-4 .750	t-1st Big 12 / NCAA Rnd of 64
2005-06	25-8 .758	13-3 .813	* t-1st Big 12 / NCAA Rnd of 64
2006-07	33-5 .868	14-2 .875	* 1st Big 12 / NCAA Elite Eight
2007-08	37-3 .925	13-3 .813	* t-1st Big 12 / NCAA Champions
2008-09	27-8 .771	14-2 .875	1st Big 12 / NCAA Sweet 16
2009-10	33-3 .917	15-1 .938	* 1st Big 12 / NCAA Rnd of 32
2010-11	35-3 .921	14-2 .875	* 1st Big 12 / NCAA Elite Eight
2011-12	32-7 .821	16-2 .889	1st Big 12 / NCAA Runner-Up
2012-13	31-6 .838	14-4 .778	* t-1st Big 12 / NCAA Sweet 16
2013-14	25-10 .714	14-4 .778	1st Big 12 / NCAA Rnd of 32
2014-15	27-9 .750	13-5 .722	1st Big 12 / NCAA Rnd of 32
2015-16	33-5 .868	15-3 .833	* 1st Big 12 / NCAA Elite Eight
2016-17	31-5 .861	16-2 .889	1st Big 12 / NCAA Elite Eight
2017-18	31-8 .795	13-5 .722	* 1st Big 12 / NCAA Final Four
2018-19	26-10 .722	12-6 .667	3rd Big 12 / NCAA Rnd of 32
2019-20	28-3 .903	17-1 .944	1st in Big 12
2020-21	21-9 .700	12-6 .667	2nd in Big 12 / NCAA Rnd 32
2021-22	34-6 .850	14-4 .778	* t-1st Big 12 / NCAA Champions
2022-23	24-5 .828	12-4 .750	
TOTAL	783-234 .770	340-92 .787	
KANSAS	580-129 .818	280-67 .807	23 Big 12 titles (15 reg. season, 8 tourney)
ILLINOIS	78-24 .765	35-13 .729	Three Big Ten titles (2 reg. season, 1 tourney)
TULSA	74-27 .733	30-12 .714	Two WAC titles / 4-2 NCAA tourney record
ORU	55-54 .505	- -	

* - won conference tournament; Note - ORU was independent during Self's tenure, so all games played at ORU were nonconference.

KANSAS RECORD // HOME-ROAD-NEUTRAL			
	W	L	%
HOME (AFH) AT KU	306	17	.947
HOME (T-Mobile Center) AT KU *	10	3	.769
ROAD AT KU	136	70	.660
NEUTRAL AT KU	128	39	.743
TOTAL	580	129	.818

* Since 2007-08, regular-season games played at T-Mobile Center on the KU season-ticket package are considered home games.

In Conference Tournament (at Kansas) 45-13 (37-8)
In NCAA Tournament (at Kansas) 55-21 (46-16)
In Postseason Play (at Kansas) 100-34 (81-24)
In Overtime (at Kansas) 33-14 (26-10)



TROPHY CASE

- **NCAA Championship titles** (2008, 2022)
- **NCAA Final Four** (2008, 2012, 2018, 2022)
- **20 Regular Season Conference Titles:** 2 at Tulsa (1999, 2000); 2 at Illinois (2001, 2002); 16 at Kansas (2005, 2006, 2007, 2008, 2009, 2010, 2011, 2012, 2013, 2014, 2015, 2016, 2017, 2018, 2020, 2022)
- **10 Conference Tournament Titles:** 1 at Illinois (2003); 9 at Kansas (2006, 2007, 2008, 2010, 2011, 2013, 2016, 2018, 2022)

CAREER HONORS

- **Naismith Memorial Basketball Hall of Fame** - Class of 2017 inductee
- **National Coach of the Year** - 2000 (*Sporting News*; Wooden), 2009 (Yahoo! Sports; *Sporting News*; Athlon Sports; CBSSports.com; USBWA; AP; CBS/Chevrolet; ESPN.com), 2012 (*Sporting News*; Adolph Rupp; Naismith), 2016 (AP, Bleacher Report, *USA Today*)
- **Conference Coach of the Year** - 2000 (WAC), 2006 (Big 12), 2009 (Big 12), 2011 (Big 12), 2012 (co-Big 12), 2015 (Big 12 by AP), 2016 (Big 12 by AP), 2017 (Big 12), 2018 (co-Big 12 and AP)
- **Wooden Award "Legends of Coaching"** - 2013
- **Oklahoma Sports Hall of Fame** - 2013 induction
- **Wayman Tisdale Humanitarian Award** (USBWA) - 2014
- **Mannie Jackson - Basketball's Human Spirit Award** (Naismith Hall of Fame) - 2015
- **Winged Foot Award** (for national champion coach) - 2008
- **Naismith Coach of the Year Finalist** (Atlanta Tipoff Club) - 2000, 2001, 2002, 2003, 2009, 2012, 2017

NOTES

- Bill Self was named the eighth coach in Kansas basketball history on April 21, 2003.
- In September 2017, Self was inducted into the Naismith Memorial Basketball Hall of Fame in Springfield, Massachusetts.
- Self won his 700th career game on Feb. 8, 2020, with KU's 60-46 win at TCU. He became the 31st coach in NCAA Division I to accomplish the feat, the second youngest and the sixth fastest.
- While at Kansas, Self has won two national championships (2008, 2022), 16 regular-season Big 12 Conference titles, including a KU- and NCAA-record 14-straight titles from 2005-18, and eight league tournament titles.
- At Kansas, Self has won 16 regular-season league titles with just 17 losses in Allen Fieldhouse. With KU's win versus Siena (11/18/16), Self became the winningest coach in Allen Fieldhouse, posting his 207th victory in the venue.
- In his first trip to the Final Four in 2008, Self's Kansas team won the title. Self is one of two active coaches in NCAA Division I to have won multiple national titles (Rick Pitino).
- While at Kansas, he has coached 12 NBA Lottery selections including Andrew Wiggins and Joel Embiid, the No. 1 and No. 3 overall selections in the 2014 NBA Draft. Wiggins was the second-ever Jayhawk to go No. 1 with the other being Danny Manning in 1988.
- Self has guided his teams to 23-win seasons in 23 of the last 24 seasons dating back to 1998-99.
- Self's teams have won 20 league crowns in the last 24 years. His teams have never finished lower than third in the conference.
- Self's 11 career 30-win seasons ranks third most in NCAA history - Mike Krzyzewski (16), Roy Williams (12); and is No. 1 on the active coaches' list. Ten of his 11 30-win seasons have been at Kansas.
- Self was the head coach for Team USA's U18 team that competed and won gold at the 2018 FIBA Americas Championship held in St. Catherine's, Canada, in the summer of 2018.
- Self is one of five coaches in NCAA Division I history to have led three different teams - Tulsa, Illinois and Kansas - to the NCAA Elite Eight, including nine times with KU (2004-07-08-11-12-16-17-18-22). The other coaches are: Gene Bartow, John Calipari, Rick Pitino and Eddie Sutton.
- A 1985 graduate of Oklahoma State, Self began his coaching career as a graduate assistant at Kansas in 1985-86 under head coach Larry Brown. He then returned to his alma mater as an assistant for seven seasons under coaches Leonard Hamilton and Eddie Sutton. His first head coaching job was at Oral Roberts in 1993-94, then Tulsa (1997-98), Illinois (2000-03) and Kansas (2003-present).



MISCELLANEOUS

	FR	SO	CAREER
Double-Doubles	-	-	-
10+ Points	-	2	2
20+ Points	-	-	-
5+ Rebounds	-	-	-
3+ Assists	2	5	7
2+ 3PT Field Goals	-	-	-
2+ Steals	-	1	1
2+ Blocks	-	-	-
Led Team in Pts.	-	-	-
Led Team in Rebs.	-	-	-
Led Team in Assists	-	3	3
Led Team in Blocks	-	-	-
Led Team in Steals	1	1	2

PETTIFORD CAREER HIGHS

Points	13	vs. Omaha (11.7.22)
Field Goals	6	vs. Omaha (11.7.22)
Field Goal Att.	7	vs. Omaha (11.7.22)
3PT Field Goals	1	2x, last vs. Baylor (2.18.23) vs. Omaha (11.7.22)
3PT Field Goal Att.	2	at Texas Tech (1.3.23) vs. Omaha (11.7.22)
Free Throws	2	vs. Indiana (12.17.22) vs. Tarleton State (11.12.21)
Free Throw Att.	3	vs. Tarleton State (11.12.21)
Rebounds	4	3x, last vs. Kansas State (1.31.23)
Assists	8	vs. North Dakota State (11.10.22)
Blocks	1	vs. Duke (11.15.22)
Steals	2	vs. Omaha (11.7.22)
Minutes	25	at Texas Tech (1.3.23)

BOBBY PETTIFORD JR.

Sophomore-IL • Guard • 6-1 • 190 • Durham, N.C. • South Granville HS • Twitter: @Bobbypettiford • IG: @bobbypettiford

- A combo guard who played in just 14 games, due to injury, his freshman season in KU's 2022 NCAA National title run.
- A solid defender and explosive on offense.
- South Granville HS's all-time leader in scoring with 1,944 career points, assists (615) and steals (288).
- In 2019-20, set the school season records in points (677), assists (230) and steals (95).
- While at South Granville, was part of two conference championships, two conference tournament titles, two conference player of the year awards and a school-record 79 wins.

2022-23 GAME-BY-GAME

Opponent	Date	GS	MIN	Total		3-Pointers		Free throws		Rebounds				PF	A	TO	BLK	STL	PTS	AVG
				FG-FGA	PCT	3FG-3FGA	PCT	FT-FTA	PCT	OFF	DEF	TOT	AVG							
Omaha	11/07/2022		16:48	6-7	.857	1-2	.500	0-1	.000	0	0	0	0.0	0	2	0	0	2	13	13.0
North Dakota St.	11/10/2022		18:37	1-1	1.000	0-0	.000	0-0	.000	1	0	1	0.5	1	8	1	0	0	2	7.5
vs Duke	11/15/2022		17:07	1-2	.500	0-0	.000	0-0	.000	0	3	3	1.3	0	2	2	1	0	2	5.7
Southern Utah	11/18/2022		15:27	0-1	.000	0-0	.000	0-0	.000	0	0	0	1.0	1	0	1	0	0	0	4.3
vs NC State	11/23/2022		17:51	1-3	.333	0-0	.000	0-0	.000	1	1	2	1.2	3	1	2	0	0	2	3.8
vs Wisconsin	11/24/2022		19:20	1-1	1.000	0-0	.000	0-0	.000	1	1	2	1.3	1	2	2	0	0	2	3.5
vs Tennessee	11/25/2022		02:40	0-0	.000	0-0	.000	0-0	.000	0	0	0	1.1	0	1	2	0	0	0	3.0
at Missouri	12/10/2022		11:59	1-2	.500	0-0	.000	0-0	.000	0	2	2	1.3	2	1	0	0	0	2	2.9
Indiana	12/17/2022		22:06	4-5	.800	0-0	.000	2-2	1.000	1	1	2	1.3	2	4	3	0	0	10	3.7
Harvard	12/22/2022		15:13	2-2	1.000	0-0	.000	0-0	.000	0	2	2	1.4	0	4	1	0	0	4	3.7
Oklahoma St.	12/31/2022		09:10	1-1	1.000	0-0	.000	0-0	.000	1	1	2	1.5	0	0	0	0	0	2	3.5
at Texas Tech	01/03/2023		24:34	3-6	.500	1-2	.500	0-0	.000	0	4	4	1.7	1	6	2	0	0	7	3.8
at West Virginia	01/07/2023		18:29	2-3	.667	0-0	.000	1-1	1.000	1	2	3	1.8	3	2	2	0	0	5	3.9
Oklahoma	01/10/2023		16:00	0-3	.000	0-1	.000	1-2	.500	0	0	0	1.6	1	1	0	0	0	1	3.7
Iowa St.	01/14/2023		19:18	0-0	.000	0-0	.000	0-0	.000	0	0	0	1.5	0	1	1	0	1	0	3.5
at Kansas St.	01/17/2023		06:06	0-0	.000	0-0	.000	0-0	.000	0	0	0	1.4	2	0	0	0	1	0	3.3
TCU	01/21/2023		12:59	1-4	.250	0-0	.000	0-0	.000	0	1	1	1.4	0	0	2	0	1	2	3.2
at Baylor	01/23/2023		06:18	0-1	.000	0-1	.000	0-0	.000	0	0	0	1.3	1	0	1	0	0	0	3.0
at Kentucky	01/28/2023		08:56	0-0	.000	0-0	.000	0-0	.000	0	0	0	1.3	1	1	1	0	0	0	2.8
Kansas St.	01/31/2023		12:32	3-4	.750	0-0	.000	0-0	.000	1	3	4	1.4	0	1	0	0	0	6	3.0
at Iowa St.	02/04/2023		07:34	0-1	.000	0-1	.000	0-0	.000	0	0	0	1.3	2	3	3	0	0	0	2.9
at Oklahoma St.	02/14/2023		03:15	0-0	.000	0-0	.000	0-0	.000	0	1	1	1.3	0	0	1	0	0	0	2.7
Baylor	02/18/2023		14:34	2-2	1.000	1-1	1.000	0-0	.000	0	1	1	1.3	1	2	1	0	0	5	2.8
at TCU	02/20/2023		08:41	1-1	1.000	0-0	.000	0-0	.000	0	1	1	1.3	0	0	1	0	0	2	2.8
West Virginia	02/25/2023		03:48	0-0	.000	0-0	.000	0-0	.000	0	1	1	1.3	2	0	3	0	0	0	2.7
Totals			0 329:21	30-50	.600	3-8	.375	4-6	.667	7	25	32	1.3	24	42	32	1	5	67	2.7

Player Averages

Games Played	Minutes/ game	Points/ game	FG Pct	3FG Pct	FT Pct	Rebounds/ game	Assists/ game	Turnovers/ game	Assist/Turnover ratio	Steals/ game	Blocks/ game
25	13.2	2.7	60.0	37.5	66.7	1.3	1.7	1.3	1.3	0.2	0.0

CAREER STATS

			Field Goals			3-Point		F-Throws		Rebounds									Scoring	
SEASON	TEAM	GP-GS	MIN/AVG	FG-FGA	FG%	3FG-3FGA	3FG%	FT-FTA	FT%	OFF	DEF	TOT	AVG	PF-FO	A	TO	BLK	STL	PTS	AVG
2021-22	KU	14-0	112/8.0	8-15	.533	0-3	.000	3-4	.750	0	13	13	0.9	5-0	12	10	0	3	19	1.4
2022-23	KU	25-0	329/13.2	30-50	.600	3-8	.375	4-6	.667	7	25	32	1.3	24-0	42	32	1	5	67	2.7
TOTAL		39-0	441/11.3	38-65	.585	3-11	.273	7-10	.700	7	38	45	1.2	29-0	54	42	1	8	86	2.2



JOSEPH YESUFU (Yes-a-foo)

Junior-TR • Guard • 6-0 • 180 • Bolingbrook, Illinois • Bolingbrook HS / Drake • Twitter: @_liljoe1 • IG: @joe.yesufu1

- Will be graduating from Kansas in May 2023 with a bachelor's degree in business administration.
- Played in 34 games of Kansas' 2022 NCAA National Championship run.
- Played two seasons at Drake prior to transferring to Kansas in 2021.
- Averaged 12.8 points per game in 2020-21 for Drake and was even more impressive down the stretch averaging 23.2 points during the final nine games of the year.
- Was the 2021 Missouri Valley Conference Sixth Man of the Year
- Was chosen to the league's all-bench and most improved teams.
- Named to the 2021 MVC All-Tournament.
- A 2021 Missouri Valley Conference scholar athlete.

CAREER HONORS

2021 MVC All-Tournament Team
2021 MVC Sixth Man of the Year
2021 MVC All-Bench Team
2021 MVC Most-Improved Team
2021 MVC Scholar-Athlete

MISCELLANEOUS

	SO	JR	KU CAREER
Double-Doubles	-	-	-
10+ Points	-	3	3
20+ Points	-	-	-
5+ Rebounds	1	1	2
3+ Assists	5	3	8
2+ 3PT Field Goals	1	5	6
2+ Steals	1	1	2
2+ Blocks	-	-	-
Led Team in Pts.	-	1	1
Led Team in Rebs.	-	-	-
Led Team in Assists	-	-	-
Led Team in Blocks	-	-	-
Led Team in Steals	2	1	3

YESUFU CAREER HIGHS

Points	36	vs. Evansville (2.22.21)
Field Goals	12	vs. Evansville (2.22.21)
Field Goal Att.	23	Missouri State (3.6.21)
3PT Field Goals	6	vs. USC (3.20.21)
3PT Field Goal Att.	11	vs. USC (3.20.21)
Free Throws	9	3x, last at Bradley (2.27.21)
Free Throw Att.	10	3x, last at Bradley (2.27.21)
Rebounds	6	vs. Simpson (11.17.19)
Assists	6	vs. Chicago State (12.20.20)
Blocks	2	vs. Evansville (2.22.21)
Steals	4	vs. Simpson (11.17.19)
Minutes	40	4x, last vs. Wichita St. (12.5.20)

2022-23 GAME-BY-GAME

Opponent	Date	GS	MIN	Total		3-Pointers		Free throws		Rebounds				PF	A	TO	BLK	STL	PTS	AVG
				FG-FGA	PCT	3FG-3FGA	PCT	FT-FTA	PCT	OFF	DEF	TOT	AVG							
Omaha	11/07/2022		09:13	1-4	.250	0-2	.000	0-0	.000	0	1	1	1.0	0	0	0	0	0	2	2.0
North Dakota St.	11/10/2022		16:53	3-5	.600	2-3	.667	0-0	.000	0	1	1	1.0	0	0	1	0	1	8	5.0
vs Duke	11/15/2022		05:10	0-4	.000	0-2	.000	0-0	.000	1	0	1	1.0	0	0	0	0	1	0	3.3
Southern Utah	11/18/2022		04:20	1-2	.500	0-1	.000	0-0	.000	0	2	2	1.3	0	0	1	0	0	2	3.0
vs NC State	11/23/2022		05:15	0-1	.000	0-0	.000	0-0	.000	0	0	0	1.0	1	0	1	0	0	0	2.4
vs Wisconsin	11/24/2022		09:14	0-2	.000	0-1	.000	0-0	.000	0	1	1	1.0	2	0	0	0	0	0	2.0
vs Tennessee	11/25/2022		27:19	6-11	.545	2-6	.333	0-0	.000	0	0	0	0.9	3	0	2	0	1	14	3.7
Texas Southern	11/28/2022	*	29:35	4-7	.571	3-5	.600	3-4	.750	0	3	3	1.1	2	3	1	0	1	14	5.0
Seton Hall	12/01/2022		13:53	3-6	.500	0-1	.000	0-0	.000	0	0	0	1.0	0	0	0	0	0	6	5.1
at Missouri	12/10/2022		14:56	1-3	.333	1-2	.500	1-2	.500	0	0	0	0.9	2	0	1	0	0	4	5.0
Indiana	12/17/2022		07:04	0-2	.000	0-0	.000	0-0	.000	0	1	1	0.9	0	1	0	0	0	0	4.5
Harvard	12/22/2022		05:11	0-1	.000	0-1	.000	0-0	.000	0	1	1	0.9	0	0	0	0	0	0	4.2
Oklahoma St.	12/31/2022		13:33	2-6	.333	2-5	.400	0-0	.000	0	2	2	1.0	1	0	0	0	0	6	4.3
at West Virginia	01/07/2023		15:57	1-3	.333	0-2	.000	0-0	.000	0	2	2	1.1	2	0	2	0	1	2	4.1
Oklahoma	01/10/2023		04:45	1-2	.500	0-0	.000	0-0	.000	0	0	0	1.0	0	0	0	0	0	2	4.0
Iowa St.	01/14/2023		07:05	0-1	.000	0-1	.000	0-0	.000	0	0	0	0.9	0	1	0	0	0	0	3.8
at Kansas St.	01/17/2023		21:40	2-5	.400	1-3	.333	0-0	.000	0	3	3	1.1	3	1	0	0	1	5	3.8
TCU	01/21/2023		06:36	0-1	.000	0-1	.000	0-0	.000	0	0	0	1.0	0	0	1	0	1	0	3.6
at Baylor	01/23/2023		14:36	0-2	.000	0-2	.000	0-0	.000	0	4	4	1.2	2	0	0	0	1	0	3.4
at Kentucky	01/28/2023		02:52	0-1	.000	0-1	.000	0-0	.000	0	0	0	1.1	0	0	0	0	0	0	3.3
Kansas St.	01/31/2023		14:28	1-7	.143	1-4	.250	2-3	.667	0	0	0	1.0	0	1	0	0	1	5	3.3
at Iowa St.	02/04/2023		19:27	3-6	.500	2-5	.400	0-0	.000	0	1	1	1.0	3	0	0	0	1	8	3.5
Texas	02/06/2023		18:50	5-9	.556	0-2	.000	4-4	1.000	0	5	5	1.2	0	0	0	0	0	14	4.0
at Oklahoma	02/11/2023		08:57	0-4	.000	0-1	.000	0-0	.000	0	1	1	1.2	3	3	1	0	0	0	3.8
at Oklahoma St.	02/14/2023		16:19	3-8	.375	2-5	.400	0-0	.000	0	1	1	1.2	1	1	1	0	3	8	4.0
Baylor	02/18/2023		05:09	0-0	.000	0-0	.000	0-0	.000	0	0	0	1.2	0	0	0	0	0	0	3.8
at TCU	02/20/2023		04:23	0-1	.000	0-1	.000	0-0	.000	0	0	0	1.1	0	0	0	0	0	0	3.7
West Virginia	02/25/2023		09:51	1-5	.200	1-3	.333	0-0	.000	0	1	1	1.1	0	0	1	0	0	3	3.7
Totals			1 332:31	38-109	.349	17-60	.283	10-13	.769	1	30	31	1.1	25	11	13	0	13	103	3.7

Player Averages

Games Played	Minutes/ game	Points/ game	FG Pct	3FG Pct	FT Pct	Rebounds/ game	Assists/ game	Turnovers/ game	Assist/Turnover ratio	Steals/ game	Blocks/ game
28	11.9	3.7	34.9	28.3	76.9	1.1	0.4	0.5	0.8	0.5	0.0

CAREER STATS

SEASON	TEAM	GP-GS	MIN/AVG	Field Goals		3-Point		F-Throws		Rebounds				Scoring	
				FG-FGA	FG%	3FG-3FGA	3FG%	FT-FTA	FT%	OFF	DEF	TOT	AVG	PF-FO	A
2019-20	DRA	13-0	112/8.6	17-42	.405	1-14	.071	15-17	.882	3	12	15	1.2	12-0	11
2020-21	DRA	31-7	744/24.0	140-317	.442	48-125	.384	69-85	.812	6	50	56	1.8	58-1	56
2021-22	KU	34-0	314/9.2	27-80	.338	11-42	.262	7-10	.700	6	23	29	0.9	33-0	34
2022-23	KU	28-1	333/11.9	38-109	.349	17-60	.283	10-13	.769	1	30	31	1.1	25-0	11
TOTAL FOR KU		62-1	647/10.4	65-189	.344	28-102	.275	17-23	.739	7	53	60	1.0	58-0	45
TOTAL		106-8	1503/14.2	222-548	.405	77-241	.320	101-125	.808	16	115	131	1.2	128-1	112



DAJUAN HARRIS JR.

Junior-RS • Guard • 6-1 • 170 • Columbia, Mo. • Rock Bridge HS • Twitter: @DajuanH10 • IG: @dajuanharris

- Will be graduating from Kansas in May 2023 with a bachelor's degree in liberal arts & sciences.
- Starting point guard on the 2022 NCAA National Championship team.
- Led the Big 12 and was 14th in the NCAA in assist-to-turnover ratio in 2021-22.
- 2022 All-Big 12 Honorable Mention and Big 12 All-Defensive Team member as a redshirt-sophomore.
- A two-time Academic All-Big 12 First Team.
- Known for his instinct on defense and his ability to create on offense.

CAREER HONORS

CSC Academic All-District
2022 Big 12 All-Defensive Team
2022 All-Big 12 Honorable Mention
2022 Academic All-Big 12 First Team
2021 Academic All-Big 12 First Team

MISCELLANEOUS

	FR	SO	JR	CAREER
Double-Doubles	-	-	1	1
5+ Points	6	21	22	49
10+ Points	1	7	13	21
5+ Rebounds	-	1	4	5
3+ Assists	12	32	25	69
2+ 3PT Field Goals	1	6	7	14
2+ Steals	7	19	19	45
2+ Blocks	-	-	2	2
Led Team in Pts.	-	1	2	3
Led Team in Rebs.	-	-	1	1
Led Team in Assists	8	24	23	55
Led Team in Blocks	1	3	4	8
Led Team in Steals	8	21	9	38

HARRIS CAREER HIGHS

Points	18	vs. Kansas State (1.31.23)
		at Texas Tech (1.3.23)
Field Goals	8	vs. Texas (2.6.23)
Field Goal Att.	16	vs. Texas (2.6.23)
3PT Field Goals	5	at Texas Tech (1.3.23)
3PT Field Goal Att.	6	3x, last vs Kansas State (1.31.23)
Free Throws	6	vs. Iowa State (1.11.22)
Free Throw Att.	6	vs. NC State (11.23.22)
		vs. Iowa State (1.11.22)
Rebounds	6	vs. Texas (2.6.23)
Assists	11	at Kansas State (1.17.23)
Blocks	4	vs. Texas (3.5.22)
Steals	6	vs. West Virginia (2.25.23)
Minutes	43	at Kansas State (1.17.23)

2022-23 GAME-BY-GAME

Opponent	Date	GS	MIN	Total		3-Pointers		Free throws		Rebounds				PF	A	TO	BLK	STL	PTS	AVG
				FG-FGA	PCT	3FG-3FGA	PCT	FT-FTA	PCT	OFF	DEF	TOT	AVG							
Omaha	11/07/2022	*	32:32	5-13	.385	1-3	.333	0-0	.000	1	2	3	3.0	2	8	1	1	1	11	11.0
North Dakota St.	11/10/2022	*	21:41	2-4	.500	0-1	.000	1-1	1.000	0	2	2	2.5	1	5	0	2	2	5	8.0
vs Duke	11/15/2022	*	34:47	3-7	.429	0-2	.000	0-0	.000	2	2	4	3.0	4	10	1	1	0	6	7.3
Southern Utah	11/18/2022	*	35:37	6-11	.545	0-1	.000	2-4	.500	1	4	5	3.5	0	2	2	1	4	14	9.0
vs NC State	11/23/2022	*	35:20	4-7	.571	1-1	1.000	5-6	.833	0	2	2	3.2	1	6	3	0	3	14	10.0
vs Wisconsin	11/24/2022	*	38:02	2-7	.286	1-1	1.000	0-1	.000	2	1	3	3.2	3	7	4	1	3	5	9.2
vs Tennessee	11/25/2022	*	17:38	1-2	.500	0-0	.000	0-0	.000	0	1	1	2.9	5	2	4	0	2	2	8.1
Texas Southern	11/28/2022	*	29:01	1-2	.500	1-2	.500	2-2	1.000	0	2	2	2.8	1	9	1	0	3	5	7.8
Seton Hall	12/01/2022	*	31:20	5-6	.833	0-0	.000	0-0	.000	0	1	1	2.6	3	7	1	0	3	10	8.0
at Missouri	12/10/2022	*	32:27	2-2	1.000	0-0	.000	2-2	1.000	0	2	2	2.5	2	9	2	0	2	6	7.8
Indiana	12/17/2022	*	27:55	5-8	.625	0-1	.000	0-0	.000	2	0	2	2.5	2	10	3	0	3	10	8.0
Harvard	12/22/2022	*	31:10	2-6	.333	0-2	.000	0-0	.000	0	1	1	2.3	2	4	2	0	1	4	7.7
Oklahoma St.	12/31/2022	*	33:23	2-6	.333	2-2	1.000	0-0	.000	0	3	3	2.4	0	9	1	0	1	6	7.5
at Texas Tech	01/03/2023	*	35:58	6-7	.857	5-5	1.000	1-2	.500	0	1	1	2.3	1	3	3	0	2	18	8.3
at West Virginia	01/07/2023	*	31:13	4-10	.400	3-6	.500	0-0	.000	0	3	3	2.3	3	4	0	0	1	11	8.5
Oklahoma	01/10/2023	*	34:58	4-9	.444	0-1	.000	3-4	.750	1	2	3	2.4	2	5	1	0	2	11	8.6
Iowa St.	01/14/2023	*	39:11	0-2	.000	0-0	.000	0-0	.000	0	3	3	2.4	0	6	2	2	1	0	8.1
at Kansas St.	01/17/2023	*	42:35	1-7	.143	1-6	.167	0-0	.000	1	1	2	2.4	2	11	4	0	2	3	7.8
TCU	01/21/2023	*	38:28	0-4	.000	0-1	.000	0-0	.000	0	2	2	2.4	1	8	3	0	2	0	7.4
at Baylor	01/23/2023	*	36:52	1-5	.200	0-1	.000	0-0	.000	1	0	1	2.3	2	4	4	1	1	2	7.2
at Kentucky	01/28/2023	*	37:24	3-8	.375	2-4	.500	0-0	.000	0	1	1	2.2	2	8	2	0	0	8	7.2
Kansas St.	01/31/2023	*	33:59	7-12	.583	2-6	.333	2-4	.500	0	0	0	2.1	3	2	1	1	0	18	7.7
at Iowa St.	02/04/2023	*	33:39	1-5	.200	0-3	.000	0-0	.000	0	3	3	2.2	1	3	2	1	2	2	7.4
Texas	02/06/2023	*	34:21	8-16	.500	0-2	.000	1-2	.500	1	5	6	2.3	0	5	3	0	4	17	7.8
at Oklahoma	02/11/2023	*	33:32	7-11	.636	1-1	1.000	1-2	.500	0	3	3	2.4	0	3	3	0	3	16	8.2
at Oklahoma St.	02/14/2023	*	35:31	2-7	.286	1-2	.500	0-0	.000	2	3	5	2.5	2	9	1	0	2	5	8.0
Baylor	02/18/2023	*	36:42	6-8	.750	2-2	1.000	0-0	.000	0	1	1	2.4	2	9	1	0	2	14	8.3
at TCU	02/20/2023	*	36:46	3-9	.333	0-0	.000	0-0	.000	4	1	5	2.5	1	8	0	0	0	6	8.2
West Virginia	02/25/2023	*	36:07	7-9	.778	2-3	.667	1-2	.500	0	1	1	2.4	1	6	1	0	6	17	8.5
Totals			29 978:09	100-210	.476	25-59	.424	21-32	.656	18	53	71	2.4	49	182	56	11	58	246	8.5

Player Averages

Games Played	Minutes/game	Points/game	FG Pct	3FG Pct	FT Pct	Rebounds/game	Assists/game	Turnovers/game	Assist/Turnover ratio	Steals/game	Blocks/game
29	33.7	8.5	47.6	42.4	65.6	2.4	6.3	1.9	3.3	2.0	0.4

CAREER STATS

SEASON TEAM	GP-GS	MIN/AVG	Field Goals FG-FGA FG%	3-Point 3FG-3FGA 3FG%	F-Throws FT-FTA FT%	Rebounds OFF DEF TOT AVG	PF-FO	A	TO	BLK	STL	PTS	AVG
2020-21 KU	30-2	481/16.0	27-56 .482	9-14 .643	8-10 .800	8 26 34 1.1	45-0	65	24	2	29	71	2.4
2021-22 KU	40-39	1159/29.0	88-206 .427	20-62 .323	19-24 .792	15 39 54 1.4	78-0	166	59	12	58	215	5.4
2022-23 KU	29-29	978/33.7	100-210 .476	25-59 .424	21-32 .656	18 53 71 2.4	49-1	182	56	11	58	246	8.5
TOTAL	99-70	2618/26.4	215-472 .456	54-135 .400	48-66 .727	41 118 159 1.6	172-1	413	139	25	145	532	5.4



GRADEY DICK

Freshman • Guard • 6-8 • 205 • Wichita, Kan. • Sunrise Christian Academy • Twitter: @grady_dick • IG: @gr3dey

- Scored 23 points on 9-13 FGs and 4-6 3FGs in his college debut against Omaha (11/7).
- A two-time Kansas Gatorade Player of the Year, earning the honor at Wichita Collegiate in 2019-20 and at Sunrise Christian Academy in 2021-22 where he was the National Gatorade POY last season.
- As a senior at Sunrise, averaged 17.9 points and 5.2 rebounds which shooting 51.3 percent from the field and 46.7 percent from three-point range
- As a junior in 2020-21, helped lead Sunrise Christian to a second-place finish at Geico High School National Championship
- As a sophomore in 2019-20, averaged 20.4 points., 5.0 rebounds and 2.3 assists a game in leading Wichita Collegiate to a 21-3 record
- Ranked No. 14 in the Class of 2022 by ESPN100, No. 19 by 247sports.com and No. 27 by Rivals.com

CAREER HONORS

CBS/USBWA Freshman of the Week (2.21.23)
Dick Vitale Diaper Dandy of the Week (2.21.23)
Big 12 Newcomer of the Week (2.20.23)
Jerry West Shooting Guard of the Year Top 10
Oscar Robertson Midseason Watch List (1 of 50)
Wooden Award Midseason Top 25 Watch List
co-Big 12 Newcomer of the Week (12.5.22)
Big 12 Newcomer of the Week (11.21.22)

MISCELLANEOUS

	FR
Double-Doubles	-
10+ Points	21
20+ Points	7
5+ Rebounds	19
10+ Rebounds	-
3+ Assists	8
3+ 3PT Field Goals	12
2+ Steals	12
2+ Blocks	1
Led Team in Pts.	9
Led Team in Rebs.	5
Led Team in Assists	-
Led Team in Blocks	2
Led Team in Steals	6

DICK CAREER HIGHS

Points	26	at Oklahoma State (2.14.23)
Field Goals	10	at Oklahoma State (2.14.23)
Field Goal Att.	18	at TCU (2.20.23)
3PT Field Goals	6	vs. NC State (11.23.22)
3PT Field Goal Att.	12	vs. NC State (11.23.22)
Free Throws	7	at Kansas State (1.17.23)
Free Throw Att.	8	at Kansas State (1.17.23)
Rebounds	9	vs. Oklahoma State (12.31.22)
Assists	5	at Missouri (12.10.22)
Blocks	2	at Kansas State (1.17.23)
Steals	5	vs. Indiana (12.17.22)
Minutes	42	at Kansas State (1.17.23)

2022-23 GAME-BY-GAME

Opponent	Date	GS	MIN	Total		3-Pointers		Free throws		Rebounds				PF	A	TO	BLK	STL	PTS	AVG	
				FG-FGA	PCT	3FG-3FGA	PCT	FT-FTA	PCT	OFF	DEF	TOT	AVG								
Omaha	11/07/2022	*	31:38	9-13	.692	4-6	.667	1-2	.500	1	1	2	2.0	2	1	1	0	23	23.0		
North Dakota St.	11/10/2022	*	25:44	5-11	.455	1-4	.250	1-1	1.000	1	5	6	4.0	0	3	0	0	12	17.5		
vs Duke	11/15/2022	*	32:25	6-11	.545	1-4	.250	1-1	1.000	0	1	1	3.0	3	0	0	1	14	16.3		
Southern Utah	11/18/2022	*	29:15	7-14	.500	4-6	.667	0-1	.000	0	6	6	3.8	3	3	2	1	1	18	16.8	
vs NC State	11/23/2022	*	34:50	7-17	.412	6-12	.500	5-5	1.000	0	3	3	3.6	1	1	0	0	25	18.4		
vs Wisconsin	11/24/2022	*	34:46	3-8	.375	3-7	.429	0-0	.000	1	4	5	3.8	1	0	0	0	9	16.8		
vs Tennessee	11/25/2022	*	32:24	2-8	.250	2-5	.400	1-2	.500	1	3	4	3.9	1	2	0	0	1	7	15.4	
Texas Southern	11/28/2022	*	29:44	6-11	.545	2-6	.333	1-2	.500	3	3	6	4.1	0	1	2	0	3	15	15.4	
Seton Hall	12/01/2022	*	28:30	4-9	.444	1-3	.333	6-6	1.000	2	2	4	4.1	3	3	2	0	2	15	15.3	
at Missouri	12/10/2022	*	31:34	6-11	.545	3-5	.600	1-2	.500	0	7	7	4.4	3	5	3	0	1	16	15.4	
Indiana	12/17/2022	*	32:54	8-12	.667	4-5	.800	0-0	.000	1	5	6	4.5	1	0	1	5	20	15.8		
Harvard	12/22/2022	*	32:22	3-11	.273	3-7	.429	2-2	1.000	1	6	7	4.8	3	1	1	0	1	11	15.4	
Oklahoma St.	12/31/2022	*	32:47	3-9	.333	2-4	.500	0-0	.000	3	6	9	5.1	4	4	1	0	1	8	14.8	
at Texas Tech	01/03/2023	*	31:13	5-11	.455	1-5	.200	0-0	.000	3	5	8	5.3	1	3	3	0	3	11	14.6	
at West Virginia	01/07/2023	*	25:48	4-7	.571	4-6	.667	4-4	1.000	2	3	5	5.3	4	2	0	0	1	16	14.7	
Oklahoma	01/10/2023	*	36:12	1-8	.125	1-4	.250	5-6	.833	1	4	5	5.3	1	1	0	0	1	8	14.3	
Iowa St.	01/14/2023	*	31:07	7-13	.538	5-9	.556	2-4	.500	1	4	5	5.2	2	2	1	0	2	21	14.6	
at Kansas St.	01/17/2023	*	41:42	4-13	.308	1-8	.125	7-8	.875	0	7	7	5.3	5	1	2	2	4	16	14.7	
TCU	01/21/2023	*	32:52	3-13	.231	2-8	.250	0-0	.000	1	3	4	5.3	2	2	2	1	1	8	14.4	
at Baylor	01/23/2023	*	30:35	8-13	.615	2-5	.400	6-6	1.000	1	3	4	5.2	3	0	0	0	1	24	14.9	
at Kentucky	01/28/2023	*	33:10	4-11	.364	1-5	.200	4-4	1.000	0	5	5	5.2	2	2	3	0	2	13	14.8	
Kansas St.	01/31/2023	*	26:40	2-8	.250	1-3	.333	4-4	1.000	1	4	5	5.2	4	1	1	0	1	9	14.5	
at Iowa St.	02/04/2023	*	30:18	2-6	.333	1-4	.250	2-2	1.000	0	1	1	5.0	2	0	5	0	0	7	14.2	
Texas	02/06/2023	*	34:42	7-11	.636	2-3	.667	5-6	.833	0	4	4	5.0	4	1	0	0	2	21	14.5	
at Oklahoma	02/11/2023	*	34:15	4-5	.800	0-0	.000	0-0	.000	0	5	5	5.0	2	0	1	1	8	14.2		
at Oklahoma St.	02/14/2023	*	37:44	10-17	.588	4-9	.444	2-3	.667	1	2	3	4.9	2	3	2	0	2	26	14.7	
Baylor	02/18/2023	*	36:37	6-18	.333	2-9	.222	2-2	1.000	1	4	5	4.9	3	0	1	0	2	16	14.7	
at TCU	02/20/2023	*	34:33	7-18	.389	3-10	.300	2-2	1.000	2	4	6	4.9	2	2	1	0	0	19	14.9	
West Virginia	02/25/2023	*	36:46	5-10	.500	5-8	.625	1-2	.500	0	6	6	5.0	2	3	4	0	2	16	14.9	
Totals			29	943:07	148-327	.453	71-170	.418	65-77	.844	28	116	144	5.0	66	47	38	6	44	432	14.9

Player Averages

Games Played	Minutes/ game	Points/ game	FG Pct	3FG Pct	FT Pct	Rebounds/ game	Assists/ game	Turnovers/ game	Assist/Turnover ratio	Steals/ game	Blocks/ game
29	32.5	14.9	45.3	41.8	84.4	5.0	1.6	1.3	1.2	1.5	0.2

CAREER STATS

				Field Goals		3-Point		F-Throws		Rebounds						Scoring				
SEASON	TEAM	GP-GS	MIN/AVG	FG-FA	FG%	3FG-3FA	3FG%	FT-FTA	FT%	OFF	DEF	TOT	AVG	PF-FO	A	TO	BLK	STL	PTS	AVG
2022-23	KU	29-29	943/32.5	148-327	.453	71-170	.418	65-77	.844	28	116	144	5.0	66-147	38	6	44	432	14.9	
TOTAL		29-29	943/32.5	148-327	.453	71-170	.418	65-77	.844	28	116	144	5.0	66-147	38	6	44	432	14.9	

KYLE CUFFE JR.

Freshman-RS • G • 6-2 • 180 • Harlem, N.Y. • Blair Academy • Twitter: @kylecuffejr • IG: @kylecuffejr5

- Made his college debut against Omaha (11/7) and is averaging 3.1 minutes per game in 2022-23.
- A redshirt on the 2022 Kansas NCAA National Championship team.
- A combo guard who has great range.
- Known for his explosive athletic ability, toughness and scoring.
- Father, Kyle Cuffe Sr., played at St. John's and professional basketball.
- Played for powerhouse Blair Academy in Blairstown, New Jersey.



MISCELLANEOUS

FR

5+ Points	-
10+ Points	-
5+ Rebounds	-
3+ Assists	-
2+ 3PT Field Goals	-
2+ Steals	-
2+ Blocks	-
Led Team in Pts.	-
Led Team in Rebs.	-
Led Team in Assists	-
Led Team in Blocks	-
Led Team in Steals	-

CUFFE JR. CAREER HIGHS

Points	-
Field Goals	-
Field Goal Att.	1 vs. Omaha (11.7.22)
	vs. North Dakota State (11.10.22)
3PT Field Goals	-
3PT Field Goal Att.	-
Free Throws	-
Free Throw Att.	2 vs. Omaha (11.7.22)
Rebounds	1 vs. Omaha (11.7.22)
Assists	-
Blocks	-
Steals	-
Minutes	4 vs. North Dakota State (11.10.22)

2022-23 GAME-BY-GAME

Opponent	Date	GS	MIN	Total		3-Pointers		Free throws		Rebounds				PF	A	TO	BLK	STL	PTS	AVG
				FG-FGA	PCT	3FG-3FGA	PCT	FT-FTA	PCT	OFF	DEF	TOT	AVG							
Omaha	11/07/2022		02:09	0-1	.000	0-0	.000	0-2	.000	1	0	1	1.0	0	0	0	0	0	0	0.0
North Dakota St.	11/10/2022		04:04	0-1	.000	0-0	.000	0-0	.000	0	0	0	0.5	0	0	0	0	0	0	0.0
Totals		0	06:13	0-2	.000	0-0	.000	0-2	.000	1	0	1	0.5	0	0	0	0	0	0	0.0

Player Averages

Games Played	Minutes/game	Points/game	FG Pct	3FG Pct	FT Pct	Rebounds/game	Assists/game	Turnovers/game	Assist/Turnover ratio	Steals/game	Blocks/game
2	3.1	0.0	0.0	0.0	0.0	0.5	0.0	0.0	0.0	0.0	0.0

CAREER STATS

				Field Goals		3-Point		F-Throws		Rebounds				Scoring						
SEASON	TEAM	GP-GS	MIN/AVG	FG-FGA	FG%	3FG-3FGA	3FG%	FT-FTA	FT%	OFF	DEF	TOT	AVG	PF-FO	A	TO	BLK	STL	PTS	AVG
2022-23	KU	2-0	6/3.1	0-2	.000	0-0	.000	0-2	.000	1	0	1	0.5	0-0	0	0	0	0	0	0.0
TOTAL		2-0	6/3.1	0-2	.000	0-0	.000	0-2	.000	1	0	1	0.5	0-0	0	0	0	0	0	0.0



JALEN WILSON

Junior-RS • F • 6-8 • 215 • Denton, Texas • John H. Guyer HS • Twitter: @thejalenwilson • IG: @thejalenwilson

- Will be graduating from Kansas in May 2023 with a bachelor's degree in communication studies.
- Had a career-high 38 points at Kansas State, the most since Mar. 8, 2014 at WVU (Andrew Wiggins, 41 pts.)
- Preseason All-America and All-Big 12 selection who is on numerous national player of the year watch lists.
- A three-year starter, including 27 starts during the 2022 NCAA National Championship season.
- On many preseason All-America teams and was a unanimous Preseason All-Big 12 selection.
- Entered the last two NBA Drafts – 2021 and 2022 – but returned to KU both times.
- Led Kansas in rebounding in 2021-22 (7.4 rog).
- Ended 2020-21 averaging 7.9 rebounds per game which is the second-best average by a KU freshman, only trailing Joel Embiid (8.1 in 2014).
- Saw his freshman season cut short after just two games due to injury and was a redshirt in 2019-20.
- Comes from an athletic family as both parents played college basketball.

CAREER HONORS

2023 Julius Erving Award Top 10
Naismith Trophy Midseason Team (1 of 30)
2023 Julius Erving Award Watch List (1 of 20)
Wooden Award Late Season Top 20 Watch List
The Sporting News Midseason All-America First Team
Oscar Robertson Midseason Watch List (1 of 50)
Wooden Award Midseason Top 25 Watch List
Big 12 Player of the Week (12.5.2022)
Battle 4 Atlantis All-Tournament Team
Wooden Award Preseason Top 50 Watch List
The Sporting News Preseason All-America Second Team
Naismith Preseason Player of the Year Watch List (1 of 50)
NABC DI Player of the Year Watch List (1 of 20)
2023 Julius Erving Award Watch List (1 of 20)
Preseason All-Big 12 (unanimous selection)
The Athletic Preseason All-America First Team
2022 All-Big 12 Third Team
2022 Academic All-Big 12 First Team
Big 12 Player of the Week (2.14.2022)
2022 Julius Erving Award Watch List (1 of 20)
2021 Academic All-Big 12 Second Team
2021 Big 12 All-Newcomer Team
2021 Big 12 All-Freshman Team
Big 12 Newcomer of the Week (2.15.2021)

MISCELLANEOUS

	FR	SO	JR	CAREER
Double-Doubles	9	7	9	25
10+ Points	19	21	27	67
20+ Points	4	3	15	22
30+ Points	-	-	3	3
5+ Rebounds	23	28	26	77
10+ Rebounds	11	12	10	33
3+ Assists	12	12	9	33
3+ 3PT Field Goals	4	3	12	19
2+ Steals	3	10	5	18
2+ Blocks	1	1	4	6
Led Team in Pts.	5	5	15	24
Led Team in Rebs.	18	16	17	51
Led Team in Assists	4	6	4	14
Led Team in Blocks	3	4	6	13
Led Team in Steals	4	7	2	13

WILSON CAREER HIGHS

Points	38	at Kansas State (1.17.23)
Field Goals	12	at Kansas State (1.17.23) vs. Southern Utah (11.18.22)
Field Goal Att.	26	vs. Duke (11.15.22)
3PT Field Goals	5	vs. Texas Southern (11.28.22)
3PT Field Goal Att.	10	3x, last at Kansas State (1.17.23)
Free Throws	11	at Kansas State (1.17.23)
Free Throw Att.	14	vs. Wisconsin (11.24.22)
Rebounds	15	at Oklahoma State (1.4.22) vs. North Dakota St. (12.5.20)
Assists	7	vs. Omaha (11.7.22)
Blocks	2	6x, last at Texas (2.6.23)
Steals	5	at Oklahoma (2.11.23)
Minutes	48	vs. Texas Tech (1.24.22)

2022-23 GAME-BY-GAME

Opponent	Date	GS	MIN	Total		3-Pointers		Free throws		Rebounds				PF	A	TO	BLK	STL	PTS	AVG	
				FG-FGA	PCT	3FG-3FGA	PCT	FT-FTA	PCT	OFF	DEF	TOT	AVG								
Omaha	11/07/2022	*	31:55	7-16	.438	3-7	.429	2-2	1.000	1	10	11	11.0	1	7	2	0	0	19	19.0	
North Dakota St.	11/10/2022	*	25:21	8-17	.471	3-6	.500	2-2	1.000	1	8	9	10.0	1	1	2	0	1	21	20.0	
vs Duke	11/15/2022	*	38:26	11-26	.423	0-7	.000	3-4	.750	5	6	11	10.3	1	5	3	1	1	25	21.7	
Southern Utah	11/18/2022	*	34:13	12-22	.545	2-4	.500	7-8	.875	0	6	6	9.3	3	4	1	0	1	33	24.5	
vs NC State	11/23/2022	*	34:49	5-15	.333	1-5	.200	8-12	.667	2	9	11	9.6	1	2	2	0	2	19	23.4	
vs Wisconsin	11/24/2022	*	40:01	9-20	.450	2-6	.333	9-14	.643	0	14	14	10.3	1	1	3	0	0	29	24.3	
vs Tennessee	11/25/2022	*	39:16	3-15	.200	1-5	.200	7-8	.875	2	2	4	9.4	2	3	1	0	1	14	22.9	
Texas Southern	11/28/2022	*	30:05	8-16	.500	5-10	.500	1-2	.500	0	5	5	8.9	1	6	1	1	1	22	22.8	
Seton Hall	12/01/2022	*	31:49	5-13	.385	3-6	.500	2-4	.500	2	11	13	9.3	1	1	3	1	0	15	21.9	
at Missouri	12/10/2022	*	33:25	7-16	.438	3-7	.429	7-8	.875	3	7	10	9.4	3	2	1	0	3	24	22.1	
Indiana	12/17/2022	*	32:51	4-18	.222	1-6	.167	2-2	1.000	2	6	8	9.3	2	1	3	0	2	11	21.1	
Harvard	12/22/2022	*	33:58	10-17	.588	1-6	.167	0-0	.000	2	4	6	9.0	3	2	2	1	1	21	21.1	
Oklahoma St.	12/31/2022	*	35:41	7-17	.412	3-8	.375	3-5	.600	1	3	4	8.6	1	2	1	1	0	20	21.0	
at Texas Tech	01/03/2023	*	38:31	6-16	.375	3-9	.333	1-2	.500	1	5	6	8.4	3	3	1	0	1	16	20.6	
at West Virginia	01/07/2023	*	33:43	4-12	.333	2-6	.333	4-4	1.000	3	11	14	8.8	2	2	4	0	0	14	20.2	
Oklahoma	01/10/2023	*	36:05	3-12	.250	1-2	.500	10-12	.833	3	5	8	8.8	2	1	2	2	0	17	20.0	
Iowa St.	01/14/2023	*	36:42	5-14	.357	1-6	.167	5-7	.714	0	11	11	8.9	2	2	4	2	1	16	19.8	
at Kansas St.	01/17/2023	*	45:00	12-25	.480	3-10	.300	11-12	.917	4	5	9	8.9	2	1	3	2	0	38	20.8	
TCU	01/21/2023	*	35:06	11-21	.524	4-9	.444	4-5	.800	2	5	7	8.8	3	2	3	0	0	30	21.3	
at Baylor	01/23/2023	*	38:28	10-16	.625	3-7	.429	0-0	.000	0	5	5	8.6	4	2	1	1	0	23	21.4	
at Kentucky	01/28/2023	*	38:43	9-18	.500	2-3	.667	2-2	1.000	1	7	8	8.6	1	2	1	0	2	22	21.4	
Kansas St.	01/31/2023	*	38:41	5-15	.333	4-9	.444	6-8	.750	1	7	8	8.5	3	4	5	0	1	20	21.3	
at Iowa St.	02/04/2023	*	39:12	7-16	.438	3-8	.375	9-11	.818	1	8	9	8.6	2	2	4	0	0	26	21.5	
Texas	02/06/2023	*	27:02	1-7	.143	0-1	.000	0-0	.000	0	6	6	8.5	4	2	3	2	0	2	20.7	
at Oklahoma	02/11/2023	*	31:04	7-17	.412	3-4	.750	1-2	.500	0	5	5	8.3	2	5	2	0	5	18	20.6	
at Oklahoma St.	02/14/2023	*	27:10	6-13	.462	1-5	.200	1-3	.333	1	3	4	8.2	3	2	1	0	1	14	20.3	
Baylor	02/18/2023	*	37:35	6-16	.375	0-5	.000	9-10	.900	4	9	13	8.3	2	1	0	0	1	21	20.4	
at TCU	02/20/2023	*	33:05	3-11	.273	0-2	.000	1-2	.500	1	12	13	8.5	4	3	3	0	1	7	19.9	
West Virginia	02/25/2023	*	36:35	4-9	.444	0-1	.000	3-6	.500	2	4	6	8.4	3	2	4	1	0	11	19.6	
Totals			29	1014:32	195-466	.418	58-170	.341	120-157	.764	45	199	244	8.4	63	73	66	15	26	568	19.6

Player Averages

Games Played	Minutes/game	Points/game	FG Pct	3FG Pct	FT Pct	Rebounds/game	Assists/game	Turnovers/game	Assist/Turnover ratio	Steals/game	Blocks/game
29	35.0	19.6	41.8	34.1	76.4	8.4	2.5	2.3	1.1	0.9	0.5

CAREER STATS

			Field Goals		3-Point		F-Throws		Rebounds								Scoring		
SEASON TEAM	GP-GS	MIN/AVG	FG-FGA	FG%	3FG-3FGA	3FG%	FT-FTA	FT%	OFF	DEF	TOT	AVG	PF-FO	A	TO	BLK	STL	PTS	AVG
2019-20 KU	2-0	3/1.3	0-1	.000	0-1	.000	0-0	.000	0	0	0	0.0	1-0	0	1	0	0	0	0.0
2020-21 KU	29-26	825/28.4	113-273	.414	40-120	.333	75-119	.630	64	166	230	7.9	48-0	58	56	9	12	341	11.8
2021-22 KU	37-27	1088/29.4	149-323	.461	30-114	.263	83-115	.722	59	216	275	7.4	81-1	67	48	15	33	411	11.1
2022-23 KU	29-29	1015/35.0	195-466	.418	58-170	.341	120-157	.764	45	199	244	8.4	63-0	73	66	15	26	568	19.6
TOTAL	97-82	2930/30.2	457-1063	.430	128-405	.316	278-391	.711	168	581	749	7.7	193-1	198	171	39	71	1320	13.6



MISCELLANEOUS

	FR
5+ Points	3
10+ Points	2
5+ Rebounds	-
3+ Assists	-
2+ 3PT Field Goals	1
2+ Steals	-
2+ Blocks	-
Led Team in Pts.	-
Led Team in Rebs.	-
Led Team in Assists	-
Led Team in Blocks	1
Led Team in Steals	-

RICE CAREER HIGHS

Points	19	vs. Texas Southern (11.28.22)
Field Goals	6	vs. Texas Southern (11.28.22)
Field Goal Att.	10	vs. North Dakota State (11.10.22)
3PT Field Goals	2	vs. Texas Southern (11.28.22)
3PT Field Goal Att.	4	vs. Texas Southern (11.28.22)
Free Throws	5	vs. Texas Southern (11.28.22)
Free Throw Att.	6	vs. Texas Southern (11.28.22)
Rebounds	4	(2x) last vs. Oklahoma (2.11.23)
Assists	2	vs. North Dakota State (11.10.22)
Blocks	1	at Kentucky (1.28.23) vs. Harvard (12.22.22)
Steals	1	6x, last vs. Oklahoma (2.11.23)
Minutes	22	vs. Texas Southern (11.28.22)

MJ RICE

Freshman • G • 6-5 • 220 • Henderson, N.C. • Prolific Prep • Twitter: @MJrice_1 • IG: @mjrice2

- Made his college debut against North Dakota State (11/10) and had 10 points and four rebounds in 18 minutes.
- A five-star recruit who was a 2022 McDonald's All-American.
- Described as a big-time scorer who has a strong, mature body and is explosive.
- One of three McDonald's All-Americans in the Kansas freshman class along with Gradey Dick and Ernest Udeh Jr.
- Played his prep senior season at Prolific Prep in Napa, California.
- Averaged 20.1 points, 5.3 rebounds and 2.3 assists per game in 2021-22.
- Started his high school career at Durham (N.C) Academy, then moved to Oak Hill Academy in Virginia in 2020-21 before transferring to Prolific Prep.

2022-23 GAME-BY-GAME

Opponent	Date	GS	MIN	Total		3-Pointers		Free throws		Rebounds				PF	A	TO	BLK	STL	PTS	AVG
				FG-FGA	PCT	3FG-3FGA	PCT	FT-FTA	PCT	OFF	DEF	TOT	AVG							
North Dakota St.	11/10/2022		18:16	5-10	.500	0-2	.000	0-2	.000	2	2	4	4.0	4	2	1	0	1	10	10.0
Southern Utah	11/18/2022		07:15	0-3	.000	0-1	.000	0-0	.000	0	1	1	2.5	1	0	0	0	0	0	5.0
vs Wisconsin	11/24/2022		02:25	0-0	.000	0-0	.000	0-0	.000	0	0	0	1.7	0	0	0	0	0	0	3.3
vs Tennessee	11/25/2022		13:14	1-5	.200	0-2	.000	0-0	.000	0	0	0	1.3	1	0	0	0	1	2	3.0
Texas Southern	11/28/2022		21:31	6-9	.667	2-4	.500	5-6	.833	1	2	3	1.6	3	0	1	0	0	19	6.2
Seton Hall	12/01/2022		13:25	2-4	.500	0-2	.000	1-2	.500	1	0	1	1.5	2	0	1	0	1	5	6.0
at Missouri	12/10/2022		03:46	0-1	.000	0-1	.000	0-0	.000	0	0	0	1.3	1	0	0	0	0	0	5.1
Indiana	12/17/2022		01:53	0-0	.000	0-0	.000	0-0	.000	0	0	0	1.1	0	0	0	0	0	0	4.5
Harvard	12/22/2022		09:28	1-1	1.000	0-0	.000	2-2	1.000	0	0	0	1.0	2	0	0	1	0	4	4.4
Oklahoma St.	12/31/2022		02:24	0-0	.000	0-0	.000	0-0	.000	0	0	0	0.9	1	0	0	0	1	0	4.0
at Texas Tech	01/03/2023		02:24	0-0	.000	0-0	.000	0-0	.000	0	0	0	0.8	0	1	0	0	0	0	3.6
TCU	01/21/2023		01:50	0-0	.000	0-0	.000	0-0	.000	0	0	0	0.8	0	0	0	0	0	0	3.3
at Baylor	01/23/2023		04:45	1-1	1.000	0-0	.000	0-0	.000	1	1	2	0.8	2	0	3	0	0	2	3.2
at Kentucky	01/28/2023		04:59	0-2	.000	0-1	.000	0-0	.000	0	0	0	0.8	1	0	0	1	0	0	3.0
at Iowa St.	02/04/2023		04:24	0-0	.000	0-0	.000	0-0	.000	0	1	1	0.8	0	0	0	0	0	0	2.8
Texas	02/06/2023		14:34	1-5	.200	0-0	.000	0-0	.000	2	1	3	0.9	2	1	0	0	1	2	2.8
at Oklahoma	02/11/2023		14:03	1-3	.333	0-0	.000	0-0	.000	3	1	4	1.1	1	0	1	0	1	2	2.7
at Oklahoma St.	02/14/2023		02:20	0-0	.000	0-0	.000	0-0	.000	0	0	0	1.1	1	0	1	0	0	0	2.6
at TCU	02/20/2023		03:39	1-2	.500	0-0	.000	0-0	.000	0	1	1	1.1	0	0	1	0	0	2	2.5
West Virginia	02/25/2023		01:47	0-0	.000	0-0	.000	0-0	.000	0	0	0	1.0	0	0	0	0	0	0	2.4
Totals		0	148:23	19-46	.413	2-13	.154	8-12	.667	10	10	20	1.0	22	4	9	2	6	48	2.4

Player Averages

Games Played	Minutes/ game	Points/ game	FG Pct	3FG Pct	FT Pct	Rebounds/ game	Assists/ game	Turnovers/ game	Assist/Turnover ratio	Steals/ game	Blocks/ game
20	7.4	2.4	41.3	15.4	66.7	1.0	0.2	0.5	0.4	0.3	0.1

CAREER STATS

				Field Goals		3-Point		F-Throws		Rebounds								Scoring		
SEASON	TEAM	GP-GS	MIN/AVG	FG-FGA	FG%	3FG-3FGA	3FG%	FT-FTA	FT%	OFF	DEF	TOT	AVG	PF-FO	A	TO	BLK	STL	PTS	AVG
2022-23	KU	20-0	148/7.4	19-46	.413	2-13	.154	8-12	.667	10	10	20	1.0	22-0	4	9	2	6	48	2.4
TOTAL		20-0	148/7.4	19-46	.413	2-13	.154	8-12	.667	10	10	20	1.0	22-0	4	9	2	6	48	2.4



KEVIN MCCULLAR JR.

RS-Senior • G • 6-6 • 210 • San Antonio, Texas • Wagner HS/Texas Tech • Twitter: @Kevin_McCullar • IG: @kevinmccullarjr

- Will graduate from KU in May 2023 with a bachelor's degree in liberal arts and sciences
- A transfer from Texas Tech who is a redshirt senior at Kansas in 2022-23.
- A two-time All-Big 12 Honorable Mention selection.
- Was a Naismith Defensive Player of the Year semifinalist in 2021-22 while at Texas Tech and in 2022-23 while at Kansas.
- Started the last two seasons for Texas Tech and the final six games of his redshirt freshman year.
- Entered Kansas with 676 points, 351 rebounds, 151 assists and 110 steals.
- A three-time Academic All-Big 12 selection.

CAREER HONORS

Naismith Defensive Player of the Year Semifinalist (1 of 10)
Naismith Defensive Player of the Year Watch List (1 of 15)
Wooden Award Preseason Top 50 Watch List
Naismith Preseason Player of the Year Watch List (1 of 50)
Jerry West Shooting Guard of the Year Watch List (2023)
Preseason All-Big 12 Honorable Mention (2023)
All-Big 12 Honorable Mention (2022)
Naismith Defensive Player of the Year Semifinalist (2022)
Academic All-Big 12 First Team (2022)
All-Big 12 Honorable Mention (2021)
Academic All-Big 12 First Team (2021)
Academic All-Big 12 First Team (2020)

MISCELLANEOUS

	R-FR	R-SO	R-JR	R-SR	CAREER
Double-Doubles	-	2	1	7	10
10+ Points	8	14	16	18	56
20+ Points	-	-	2	1	3
5+ Rebounds	7	15	14	22	58
10+ Rebounds	1	2	2	8	13
3+ Assists	1	6	18	13	38
3+ 3PT Field Goals	-	1	15	3	9
2+ Steals	8	10	12	19	48
2+ Blocks	1	2	1	4	8
Led Team in Pts. (at KU)	-	-	-	1	1
Led Team in Rebs. (at KU)	-	-	-	9	9
Led Team in Assists (at KU)	-	-	-	3	3
Led Team in Blocks (at KU)	-	-	-	10	10
Led Team in Steals (at KU)	-	-	-	11	12

CAREER HIGHS

Points	24	vs. Grambling (11.12.21)
Field Goals	9	vs. Grambling (11.12.21)
Field Goal Att.	18	vs. Grambling (11.12.21)
3PT Field Goals	4	vs. Incarnate Word (11.20.21)
3PT Field Goal Att.	9	vs. Wisconsin (11.24.22)
		vs. Grambling (11.12.21)
Free Throws	12	vs. Texas (2.1.22)
Free Throw Att.	15	vs. Texas (2.1.22)
Rebounds	13	vs. Kansas State (1.31.23)
Assists	8	at Oklahoma State (2.14.23)
Blocks	4	vs. Baylor (1.16.21)
Steals	6	vs. Texas (3.11.21)
Minutes	44	at Kansas (1.24.22)

2022-23 GAME-BY-GAME

Opponent	Date	GS	MIN	Total		3-Pointers		Free throws		Rebounds				PF	A	TO	BLK	STL	PTS	AVG	
				FG-FGA	PCT	3FG-3FGA	PCT	FT-FTA	PCT	OFF	DEF	TOT	AVG								
Omaha	11/07/2022	*	23:07	3-7	.429	0-1	.000	4-4	1.000	1	2	3	3.0	3	2	3	1	2	10	10.0	
North Dakota St.	11/10/2022	*	24:01	3-8	.375	0-1	.000	0-0	.000	3	4	7	5.0	2	1	2	2	2	6	8.0	
vs Duke	11/15/2022	*	29:27	5-10	.500	2-4	.500	0-1	.000	2	4	6	5.3	3	2	4	2	1	12	9.3	
Southern Utah	11/18/2022	*	31:09	2-6	.333	0-2	.000	1-2	.500	1	7	8	6.0	1	4	5	0	3	5	8.3	
vs NC State	11/23/2022	*	33:45	2-6	.333	2-3	.667	4-6	.667	1	10	11	7.0	3	3	2	0	2	10	8.6	
vs Wisconsin	11/24/2022	*	36:12	7-16	.438	3-9	.333	1-2	.500	4	5	9	7.3	5	3	1	1	1	18	10.2	
vs Tennessee	11/25/2022	*	30:15	2-5	.400	0-3	.000	3-4	.750	0	7	7	7.3	0	0	3	0	2	7	9.7	
Seton Hall	12/01/2022	*	35:07	6-10	.600	3-4	.750	2-2	1.000	3	7	10	7.6	2	1	1	0	4	17	10.6	
at Missouri	12/10/2022	*	28:17	8-12	.667	2-6	.333	3-3	1.000	1	3	4	7.2	2	3	2	0	5	21	11.8	
Indiana	12/17/2022	*	31:39	5-11	.455	1-3	.333	0-0	.000	1	10	11	7.6	3	1	2	1	5	11	11.7	
Harvard	12/22/2022	*	32:38	5-12	.417	0-4	.000	4-4	1.000	3	8	11	7.9	2	2	3	2	3	14	11.9	
Oklahoma St.	12/31/2022	*	33:01	2-6	.333	2-4	.500	1-2	.500	0	5	5	7.7	4	1	5	1	2	7	11.5	
at Texas Tech	01/03/2023	*	27:20	3-9	.333	1-3	.333	0-0	.000	1	1	2	7.2	3	3	1	0	1	7	11.2	
at West Virginia	01/07/2023	*	38:05	4-12	.333	2-4	.500	2-2	1.000	1	7	8	7.3	2	2	2	0	3	12	11.2	
Oklahoma	01/10/2023	*	31:60	2-6	.333	0-1	.000	4-5	.800	0	8	8	7.3	3	2	3	0	4	8	11.0	
Iowa St.	01/14/2023	*	26:37	3-8	.375	0-5	.000	2-2	1.000	1	4	5	7.2	3	1	1	0	3	8	10.8	
at Kansas St.	01/17/2023	*	22:57	0-2	.000	0-2	.000	0-2	.000	1	6	7	7.2	5	3	2	0	1	0	10.2	
TCU	01/21/2023	*	28:34	5-6	.833	0-0	.000	0-2	.000	2	2	4	7.0	2	1	2	0	1	10	10.2	
at Baylor	01/23/2023	*	35:15	3-9	.333	0-3	.000	8-8	1.000	2	10	12	7.3	4	4	2	1	2	14	10.4	
at Kentucky	01/28/2023	*	33:56	4-10	.400	1-2	.500	2-3	.667	3	9	12	7.5	3	2	2	1	2	11	10.4	
Kansas St.	01/31/2023	*	29:60	2-10	.200	2-3	.667	10-12	.833	3	10	13	7.8	5	4	0	1	2	16	10.7	
at Iowa St.	02/04/2023	*	23:19	1-4	.250	0-2	.000	0-1	.000	2	9	11	7.9	4	1	3	1	1	2	10.3	
Texas	02/06/2023	*	31:44	3-7	.429	0-2	.000	10-13	.769	0	2	2	7.7	4	6	3	0	0	16	10.5	
at Oklahoma	02/11/2023	*	35:05	4-8	.500	0-2	.000	5-7	.714	1	4	5	7.5	2	5	3	0	3	13	10.6	
at Oklahoma St.	02/14/2023	*	36:05	6-9	.667	0-1	.000	3-3	1.000	0	3	3	7.4	2	8	0	1	1	15	10.8	
Baylor	02/18/2023	*	29:23	2-5	.400	1-4	.250	4-4	1.000	1	7	8	7.4	4	2	0	1	1	9	10.7	
at TCU	02/20/2023	*	38:53	6-13	.462	0-2	.000	3-5	.600	0	7	7	7.4	3	3	0	2	1	15	10.9	
West Virginia	02/25/2023	*	35:06	5-8	.625	2-4	.500	4-4	1.000	1	3	4	7.3	3	1	3	1	2	16	11.1	
Totals			28	872:57	103-235	.438	24-84	.286	80-103	.777	39	164	203	7.3	82	71	60	19	60	310	11.1

Player Averages

Games Played	Minutes/ game	Points/ game	FG Pct	3FG Pct	FT Pct	Rebounds/ game	Assists/ game	Turnovers/ game	Assist/Turnover ratio	Steals/ game	Blocks/ game
28	31.2	11.1	43.8	28.6	77.7	7.3	2.5	2.1	1.2	2.1	0.7

CAREER STATS

				Field Goals		3-Point		F-Throws		Rebounds				Scoring						
SEASON	TEAM	GP-GS	MIN/AVG	FG-FGA	FG%	3FG-3FGA	3FG%	FT-FTA	FT%	OFF	DEF	TOT	AVG	PF-FO	A	TO	BLK	STL	PTS	AVG
2019-20	TTU	29-6	540/18.6	65-127	.512	8-28	.286	37-51	.725	30	63	93	3.2	62-1	21	37	9	35	175	6.0
2020-21	TTU	20-19	606/30.3	72-173	.416	13-46	.283	50-71	.704	30	95	125	6.3	60-0	41	30	16	34	207	10.4
2021-22	TTU	29-24	865/29.8	100-249	.402	28-90	.311	66-91	.725	26	107	133	4.6	78-2	89	57	7	41	294	10.1
2022-23	KU	28-28	873/31.2	103-235	.438	24-84	.286	80-103	.777	39	164	203	7.3	82-3	71	60	19	60	310	11.1
TOTAL FOR KU		28-28	873/31.2	103-235	.438	24-84	.286	80-103	.777	39	164	203	7.3	82-3	71	60	19	60	310	11.1
TOTAL		106-77	2885/27.2	340-784	.434	73-248	.294	233-316	.737	125	429	554	5.2	282-6	222	184	51	170	986	9.3

MICHAEL JANKOVICH

(JANG-koh-vitch)

Senior • G • 6-5 • 190 • Dallas, Texas • Jesuit College Prep / Northfield Mount Herman (Mass.) • Twitter: @michael_jank • IG: @mjankovich

- Will graduate from Kansas in May 2023 with a bachelor's degree in finance.
- An invited walk-on who has played in 29 games while at Kansas, including 10 on Kansas' 2022 NCAA National Championship team, and two in 2022-23.
- Is 9-for-20 FGs for his career, with 8-for-19 from three-point range (all but one made).
- Academic All-Big 12 selection in 2022.
- Son of former SMU head coach Tim Jankovich, who spent five seasons as an assistant coach on Bill Self's staffs at Illinois and Kansas.
- Lived in Lawrence from ages 4-8 while his father was on the KU staff.



CAREER HONORS

Academic All-Big 12 Second Team

MISCELLANEOUS

	FR	SO	JR	SR	CAREER
5+ Minutes	1	-	-	-	1
4+ Points	2	-	-	-	2
3+ Rebounds	-	-	-	-	-
2+ Assists	-	-	-	-	-
2+ 3PT Field Goals	-	-	-	-	-
2+ Steals	-	-	-	-	-
2+ Blocks	-	-	-	-	-
Led Team in Pts.	-	-	-	-	-
Led Team in Rebs.	-	-	-	-	-
Led Team in Assists	-	-	-	-	-
Led Team in Blocks	-	-	-	-	-
Led Team in Steals	-	-	-	-	-

JANKOVICH CAREER HIGHS

Points	5	vs. Monmouth (11.15.19)
Field Goals	1	8x, last at Oklahoma (2.11.23)
Field Goal Att.	3	vs. Monmouth (11.15.19)
3PT Field Goals	1	8x, last at Oklahoma (2.11.23)
3PT Field Goal Att.	3	vs. Monmouth (11.15.19)
Free Throws	2	vs. Monmouth (11.15.19)
Free Throw Att.	2	vs. Kansas State (1.21.20) vs. Monmouth (11.15.19)
Rebounds	1	3x, last vs. Nevada (12.29.21)
Assists	1	2x last vs. Oklahoma (11.25.19)
Blocks	-	
Steals	1	vs. USC (3.22.21) vs. Chaminade (11.25.19)
Minutes	5	vs. Monmouth (11.15.19)

2022-23 GAME-BY-GAME

Opponent	Date	GS	MIN	Total		3-Pointers		Free throws		Rebounds				PF	A	TO	BLK	STL	PTS	AVG
				FG-FGA	PCT	3FG-3FGA	PCT	FT-FTA	PCT	OFF	DEF	TOT	AVG							
Omaha	11/07/2022		01:08	1-1	1.000	0-0	.000	0-0	.000	0	0	0	0.0	0	0	0	0	0	2	2.0
North Dakota St.	11/10/2022		01:47	1-1	1.000	1-1	1.000	0-0	.000	0	0	0	0.0	0	0	0	0	0	3	2.5
vs Tennessee	11/25/2022		03:07	0-0	.000	0-0	.000	0-0	.000	0	0	0	0.0	1	0	0	0	0	0	1.7
Texas Southern	11/28/2022		03:45	0-1	.000	0-1	.000	0-0	.000	0	0	0	0.0	0	0	0	0	0	0	1.3
Seton Hall	12/01/2022		02:21	0-0	.000	0-0	.000	0-0	.000	0	0	0	0.0	0	0	0	0	0	0	1.0
at Missouri	12/10/2022		00:47	1-1	1.000	1-1	1.000	0-0	.000	0	0	0	0.0	0	0	0	0	0	3	1.3
TCU	01/21/2023		02:56	1-1	1.000	1-1	1.000	0-0	.000	0	0	0	0.0	0	0	0	0	0	3	1.6
at Iowa St.	02/04/2023		02:07	0-0	.000	0-0	.000	0-0	.000	0	0	0	0.0	0	0	0	0	0	0	1.4
at Oklahoma	02/11/2023		01:32	1-2	.500	1-2	.500	0-0	.000	0	0	0	0.0	0	0	0	0	1	3	1.6
Totals		0	19:30	5-7	.714	4-6	.667	0-0	.000	0	0	0	0.0	1	0	0	0	1	14	1.6

Player Averages

Games Played	Minutes/game	Points/game	FG Pct	3FG Pct	FT Pct	Rebounds/game	Assists/game	Turnovers/game	Assist/Turnover ratio	Steals/game	Blocks/game
9	2.2	1.6	71.4	66.7	0.0	0.0	0.0	0.0	0.0	0.1	0.0

CAREER STATS

				Field Goals		3-Point		F-Throws		Rebounds				Scoring						
SEASON	TEAM	GP-GS	MIN/AVG	FG-FGA	FG%	3FG-3FGA	3FG%	FT-FTA	FT%	OFF	DEF	TOT	AVG	PF-FO	A	TO	BLK	STL	PTS	AVG
2019-20	KU	10-0	27/2.7	3-7	.429	3-7	.429	3-4	.750	1	0	1	0.1	2-0	1	3	0	1	12	1.2
2020-21	KU	1-0	2/2.4	0-1	.000	0-1	.000	0-0	.000	0	0	0	0.0	1-0	0	0	0	1	0	0.0
2021-22	KU	10-0	16/1.6	2-7	.286	2-7	.286	0-0	.000	1	1	2	0.2	3-0	0	0	0	0	6	0.6
2022-23	KU	9-0	20/2.2	5-7	.714	4-6	.667	0-0	.000	0	0	0	0.0	1-0	0	0	0	1	14	1.6
TOTAL		30-0	65/2.2	10-22	.455	9-21	.429	3-4	.750	2	1	3	0.1	7-0	1	3	0	3	32	1.1



ZACH CLEMENCE

Sophomore • F • 6-10 • 225 • San Antonio, Texas • Sunrise Christian Academy (Kan.) • Twitter: @BIGZTEXAS • IG: @zachary_clemence

- Had a solid freshman season where he appeared in 24 games in Kansas' 2022 NCAA National Championship season.
- A great shooter and being 6-foot-10, can play multiple positions and be a tough matchup
- Played his junior and senior seasons at Sunrise Academy in Bel Aire, Kansas, which is near Wichita.
- Was ranked No. 34 by ESPN100, No. 35 by Rivals.com and No. 40 by 247Sports.com following his senior high school season.
- Grew up on a ranch before moving away to play prep basketball.
- Attended Bill Self Basketball Camp and one of his counselors was 2021-22 super-senior Mitch Lightfoot.

CAREER HONORS

2023 CSC Academic All-District

MISCELLANEOUS

	FR.	SO.	CAREER
Double-Doubles	-	-	-
10+ Points	1	1	2
20+ Points	-	-	-
5+ Rebounds	2	-	2
3+ Assists	1	-	1
2+ 3PT Field Goals	1	1	2
2+ Steals	1	1	2
2+ Blocks	1	1	2
Led Team in Pts.	-	-	-
Led Team in Rebs.	-	-	-
Led Team in Assists	-	-	-
Led Team in Blocks	1	1	2
Led Team in Steals	-	1	1

CLEMENCE CAREER HIGHS

Points	11	vs. Stony Brook (11.18.21)
Field Goals	3	vs. Oklahoma (1.10.23) vs. Stony Brook (11.18.21)
Field Goal Att.	8	vs. Stony Brook (11.18.21)
3PT Field Goals	2	vs. Oklahoma (1.10.23) vs. Stony Brook (11.18.21)
3PT Field Goal Att.	5	vs. Wisconsin (11.24.22)
Free Throws	3	vs. Stony Brook (11.18.21)
Free Throw Att.	4	4x, last vs. Missouri (12.11.21)
Rebounds	6	vs. Oklahoma State (2.14.22) vs. Stony Brook (11.18.21)
Assists	3	vs. Texas Southern (3.17.22)
Blocks	3	vs. Kansas State (1.31.23)
Steals	2	vs. Michigan State (11.9.21)
Minutes	15	vs. Kansas State (1.31.23)

2022-23 GAME-BY-GAME

Opponent	Date	GS	MIN	Total		3-Pointers		Free throws		Rebounds				PF	A	TO	BLK	STL	PTS	AVG
				FG-FGA	PCT	3FG-3FGA	PCT	FT-FTA	PCT	OFF	DEF	TOT	AVG							
Omaha	11/07/2022		04:31	0-0	.000	0-0	.000	0-0	.000	1	2	3	3.0	1	0	0	0	0	0.0	
North Dakota St.	11/10/2022		06:26	0-3	.000	0-2	.000	0-0	.000	0	2	2	2.5	2	0	0	0	0	0.0	
vs Wisconsin	11/24/2022		12:36	0-6	.000	0-5	.000	0-0	.000	1	2	3	2.7	1	1	1	0	0	0.0	
vs Tennessee	11/25/2022		02:59	0-0	.000	0-0	.000	0-0	.000	1	0	1	2.3	0	0	0	0	0	0.0	
Texas Southern	11/28/2022		10:10	0-1	.000	0-1	.000	0-0	.000	0	0	0	1.8	1	0	1	0	0	0.0	
Seton Hall	12/01/2022		05:58	0-1	.000	0-1	.000	0-0	.000	0	1	1	1.7	1	0	0	1	0	0.0	
at Missouri	12/10/2022		02:34	0-0	.000	0-0	.000	0-0	.000	0	0	0	1.4	0	0	0	0	0	0.0	
Indiana	12/17/2022		01:53	0-0	.000	0-0	.000	0-0	.000	0	0	0	1.3	0	0	1	0	0	0.0	
Harvard	12/22/2022		04:59	0-1	.000	0-0	.000	0-0	.000	1	2	3	1.4	0	0	0	1	0	0.0	
Oklahoma St.	12/31/2022		04:41	0-0	.000	0-0	.000	0-0	.000	0	0	0	1.3	0	0	0	0	0	0.0	
at West Virginia	01/07/2023		03:11	1-1	1.000	0-0	.000	0-0	.000	0	0	0	1.2	2	0	0	0	0	2 0.2	
Oklahoma	01/10/2023		11:30	3-6	.500	2-2	1.000	2-3	.667	3	0	3	1.3	3	0	0	0	0	10 1.0	
Iowa St.	01/14/2023		01:51	1-1	1.000	0-0	.000	0-2	.000	0	0	0	1.2	0	0	0	0	0	2 1.1	
at Kansas St.	01/17/2023		06:25	1-2	.500	0-0	.000	0-0	.000	0	2	2	1.3	1	0	1	0	0	2 1.1	
TCU	01/21/2023		07:27	1-3	.333	0-1	.000	0-0	.000	1	2	3	1.4	0	0	0	0	0	2 1.2	
Kansas St.	01/31/2023		15:27	2-4	.500	1-2	.500	0-1	.000	0	3	3	1.5	1	1	1	3	2	5 1.4	
at Iowa St.	02/04/2023		00:21	0-0	.000	0-0	.000	0-0	.000	0	0	0	1.4	0	0	0	1	0	1.4	
Totals		0	102:58	9-29	.310	3-14	.214	2-6	.333	8	16	24	1.4	13	2	5	6	2	23 1.4	

Player Averages

Games Played	Minutes/ game	Points/ game	FG Pct	3FG Pct	FT Pct	Rebounds/ game	Assists/ game	Turnovers/ game	Assist/Turnover ratio	Steals/ game	Blocks/ game
17	6.1	1.4	31.0	21.4	33.3	1.4	0.1	0.3	0.4	0.1	0.4

CAREER STATS

			Field Goals		3-Point		F-Throws		Rebounds				Scoring							
SEASON	TEAM	GP-GS	MIN/AVG	FG-FGA	FG%	3FG-3FGA	3FG%	FT-FTA	FT%	OFF	DEF	TOT	AVG	PF-FO	A	TO	BLK	STL	PTS	AVG
2021-22	KU	24-0	117/4.9	15-40	.375	6-22	.273	14-29	.483	17	27	44	1.8	21-0	10	6	7	8	50	2.1
2022-23	KU	17-0	103/6.1	9-29	.310	3-14	.214	2-6	.333	8	16	24	1.4	13-0	2	5	6	2	23	1.4
TOTAL		41-0	220/5.4	24-69	.348	9-36	.250	16-35	.457	25	43	68	1.7	34-0	12	11	13	10	73	1.8

DILLON WILHITE

RS-Freshman • F • 6-9 • 240 • San Diego, Calif. • Cathedral Catholic HS • Twitter: @dillonwhilite • IG: @dillon.wilHITE

- Made his collegiate debut against North Dakota State (11/10).
- Was a redshirt for Kansas' 2021-22 NCAA National Championship season.
- Comes from an athletic family as his sisters play volleyball at Georgetown, his father, who grew up in Lawrence, played golf at TCU and he has three cousins who played college football and an aunt who played college golf.
- In 2020-21, averaged 18 points and 12 rebounds per game for Cathedral Catholic which went 17-3.
- Played two sports – basketball and volleyball – in high school.
- His cousin Brent Brennan is the head football coach at San Jose State University.
- Grandmother, Joanie WilHITE Stephens, has worked at Kansas Athletics for 38 years, including 25 years in the men's basketball office.
- Enjoys photography, surfing, golf and travel. Still plays beach volleyball.
- As a youth, attended numerous Kansas Bill Self Basketball Camps.

22

MISCELLANEOUS

	FR
5+ Minutes	-
5+ Points	-
10+ Points	-
5+ Rebounds	-
1+ Assists	-
1+ 3PT Field Goals	-
1+ Steals	-
1+ Blocks	-
Led Team in Pts.	-
Led Team in Rebs.	-
Led Team in Assists	-
Led Team in Blocks	-
Led Team in Steals	-

WILHITE CAREER HIGHS

Points	-
Field Goals	-
Field Goal Att.	-
3PT Field Goals	-
3PT Field Goal Att.	-
Free Throws	-
Free Throw Att.	-
Rebounds	1 at Oklahoma (2.11.23)
Assists	-
Blocks	-
Steals	-
Minutes	2 vs. Texas Southern (11.28.22) vs. North Dakota State (11.10.22) at Oklahoma (2.11.23)

2022-23 GAME-BY-GAME

Opponent	Date	GS	MIN	Total FG-FGA	PCT	3-Pointers 3FG-3FGA	PCT	Free throws FT-FTA	PCT	Rebounds OFF DEF TOT AVG	PF	A	TO	BLK	STL	PTS	AVG
North Dakota St.	11/10/2022		01:47	0-0	.000	0-0	.000	0-0	.000	0 0 0 0.0	1	0	0	0	0	0	0.0
Texas Southern	11/28/2022		01:42	0-0	.000	0-0	.000	0-0	.000	0 0 0 0.0	0	0	0	0	0	0	0.0
Seton Hall	12/01/2022		01:14	0-0	.000	0-0	.000	0-0	.000	0 0 0 0.0	2	0	0	0	0	0	0.0
at Missouri	12/10/2022		00:47	0-0	.000	0-0	.000	0-0	.000	0 0 0 0.0	0	0	0	0	0	0	0.0
at Oklahoma	02/11/2023		01:32	0-0	.000	0-0	.000	0-0	.000	0 1 1 0.2	0	0	1	0	0	0	0.0
Totals		0	07:02	0-0	.000	0-0	.000	0-0	.000	0 1 1 0.2	3	0	1	0	0	0	0.0

Player Averages

Games Played	Minutes/game	Points/game	FG Pct	3FG Pct	FT Pct	Rebounds/game	Assists/game	Turnovers/game	Assist/Turnover ratio	Steals/game	Blocks/game
5	1.4	0.0	0.0	0.0	0.0	0.2	0.0	0.2	0.0	0.0	0.0

CAREER STATS

SEASON TEAM	GP-GS	MIN/AVG	Field Goals FG-FGA FG%	3-Point 3FG-3FGA 3FG%	F-Throws FT-FTA FT%	Rebounds OFF DEF TOT AVG	PF-FO	A	TO	BLK	STL	PTS	AVG
2022-23 KU	5-0	7/1.4	0-0 .000	0-0 .000	0-0 .000	0 1 1 0.2	3-0	0	1	0	0	0	0.0
TOTAL	5-0	7/1.4	0-0 .000	0-0 .000	0-0 .000	0 1 1 0.2	3-0	0	1	0	0	0	0.0

KJ ADAMS JR.

Sophomore • F • 6-7 • 225 • Austin, Texas • Westlake HS • Twitter: @kj_atx • IG: @kjadams

- Has started every game in 2022-23.
- Had a solid freshman season where he played in 37 games with one start in Kansas' 2022 NCAA National Championship season.
- Was named to the 2022 Big 12 All-Freshman Team by the conference coaches.
- A solid defender used in lock down situations, including the final 4.3 second of the NCAA title game against North Carolina.
- Had a solid prep career at Westlake High School going 63-4 in his final two seasons.
- Parents (football and basketball) and sister (volleyball) all played NCAA Division I sports.



CAREER HONORS

Big 12 Player of the Week (1.16.23)
2022 Big 12 All-Freshman Team

MISCELLANEOUS

	FR.	SO.	CAREER
Double-Doubles	-	-	-
10+ Points	-	17	17
5+ Rebounds	-	14	14
10+ Rebounds	-	-	-
2+ Assists	1	17	18
2+ 3PT Field Goals	-	-	-
2+ Steals	-	7	7
2+ Blocks	2	5	7
Led Team in Pts.	-	1	1
Led Team in Rebs.	-	3	3
Led Team in Assists	-	2	2
Led Team in Blocks	-	12	12
Led Team in Steals	1	3	4

ADAMS JR. CAREER HIGHS

Points	22	vs. Oklahoma (1.10.23)
Field Goals	9	at Missouri (12.10.22)
Field Goal Att.	13	vs. Oklahoma (1.10.23) at Texas Tech (1.3.23)
3PT Field Goals	-	
3PT Field Goal Att.	1	3x, last vs West Virginia (2.25.23)
Free Throws	6	vs. Oklahoma (1.10.23) at West Virginia (1.7.23)
Free Throw Att.	10	at Kansas State (1.17.23)
Rebounds	9	vs. Omaha (11.7.22)
Assists	5	vs. West Virginia (2.25.23)
Blocks	3	vs. Southern Utah (11.18.22)
Steals	4	vs. Harvard (12.22.22)
Minutes	37	vs. West Virginia (2.25.23)

2022-23 GAME-BY-GAME

Opponent	Date	GS	MIN	Total		3-Pointers		Free throws		Rebounds				PF	A	TO	BLK	STL	PTS	AVG
				FG-FGA	PCT	3FG-3FGA	PCT	FT-FTA	PCT	OFF	DEF	TOT	AVG							
Omaha	11/07/2022	*	28:44	2-4	.500	0-1	.000	0-2	.000	8	1	9	9.0	1	4	0	1	0	4	4.0
North Dakota St.	11/10/2022	*	16:55	2-4	.500	0-0	.000	0-2	.000	0	2	2	5.5	2	1	1	0	0	4	4.0
vs Duke	11/15/2022	*	19:50	4-4	1.000	0-0	.000	0-1	.000	0	2	2	4.3	4	2	3	2	1	8	5.3
Southern Utah	11/18/2022	*	32:46	4-4	1.000	0-0	.000	0-1	.000	2	4	6	4.8	3	3	0	3	0	8	6.0
vs NC State	11/23/2022	*	24:39	4-7	.571	0-0	.000	0-0	.000	2	3	5	4.8	5	0	2	0	0	8	6.4
vs Wisconsin	11/24/2022	*	32:24	2-2	1.000	0-0	.000	2-4	.500	3	3	6	5.0	4	1	2	0	1	6	6.3
vs Tennessee	11/25/2022	*	22:26	2-7	.286	0-0	.000	0-3	.000	6	1	7	5.3	1	3	2	0	2	4	6.0
Texas Southern	11/28/2022	*	26:17	4-6	.667	0-0	.000	2-3	.667	0	2	2	4.9	1	4	2	1	0	10	6.5
Seton Hall	12/01/2022	*	16:10	4-5	.800	0-0	.000	3-3	1.000	0	0	0	4.3	4	3	2	1	3	11	7.0
at Missouri	12/10/2022	*	32:15	9-11	.818	0-0	.000	1-2	.500	3	3	6	4.5	2	3	3	1	2	19	8.2
Indiana	12/17/2022	*	25:53	4-6	.667	0-0	.000	3-3	1.000	1	1	2	4.3	3	2	1	1	2	11	8.5
Harvard	12/22/2022	*	31:15	5-8	.625	0-0	.000	0-0	.000	3	4	7	4.5	3	1	1	2	4	10	8.6
Oklahoma St.	12/31/2022	*	23:22	6-6	1.000	0-0	.000	2-3	.667	3	1	4	4.5	4	1	4	0	1	14	9.0
at Texas Tech	01/03/2023	*	30:39	7-13	.538	0-0	.000	0-0	.000	4	1	5	4.5	2	2	2	1	1	14	9.4
at West Virginia	01/07/2023	*	29:31	4-9	.444	0-0	.000	6-8	.750	3	0	3	4.4	5	0	1	2	0	14	9.7
Oklahoma	01/10/2023	*	27:24	8-13	.615	0-0	.000	6-7	.857	3	3	6	4.5	4	0	0	2	1	22	10.4
Iowa St.	01/14/2023	*	31:06	6-9	.667	0-0	.000	3-5	.600	3	3	6	4.6	3	2	2	1	1	15	10.7
at Kansas St.	01/17/2023	*	33:31	6-6	1.000	0-0	.000	5-10	.500	2	0	2	4.4	5	4	2	0	0	17	11.1
TCU	01/21/2023	*	23:24	1-6	.167	0-0	.000	2-2	1.000	3	2	5	4.5	4	2	3	1	0	4	10.7
at Baylor	01/23/2023	*	28:31	1-5	.200	0-0	.000	2-2	1.000	2	1	3	4.4	2	1	1	1	0	4	10.4
at Kentucky	01/28/2023	*	24:36	8-10	.800	0-0	.000	1-1	1.000	1	1	2	4.3	4	3	1	0	2	17	10.7
Kansas St.	01/31/2023	*	18:16	4-6	.667	0-0	.000	0-1	.000	2	1	3	4.2	3	1	1	1	0	8	10.5
at Iowa St.	02/04/2023	*	32:57	3-6	.500	0-0	.000	1-2	.500	1	3	4	4.2	0	3	1	1	0	7	10.4
Texas	02/06/2023	*	30:16	4-7	.571	0-0	.000	2-2	1.000	7	1	8	4.4	1	0	2	1	0	10	10.4
at Oklahoma	02/11/2023	*	21:06	5-6	.833	0-0	.000	0-2	.000	0	3	3	4.3	3	1	4	1	0	10	10.4
at Oklahoma St.	02/14/2023	*	20:06	6-9	.667	0-0	.000	3-4	.750	1	3	4	4.3	4	1	0	0	0	15	10.5
Baylor	02/18/2023	*	33:18	5-6	.833	0-0	.000	7-9	.778	1	3	4	4.3	2	3	1	1	0	17	10.8
at TCU	02/20/2023	*	25:41	2-8	.250	0-1	.000	2-3	.667	1	5	6	4.4	4	2	4	0	1	6	10.6
West Virginia	02/25/2023	*	37:04	6-10	.600	0-1	.000	1-3	.333	3	3	6	4.4	3	5	0	0	2	13	10.7
Totals		29	780:22	128-203	.631	0-3	.000	54-88	.614	68	60	128	4.4	86	58	48	25	24	310	10.7

Player Averages

Games Played	Minutes/ game	Points/ game	FG Pct	3FG Pct	FT Pct	Rebounds/ game	Assists/ game	Turnovers/ game	Assist/Turnover ratio	Steals/ game	Blocks/ game
29	26.9	10.7	63.1	0.0	61.4	4.4	2.0	1.7	1.2	0.8	0.9

CAREER STATS

			Field Goals		3-Point		F-Throws		Rebounds								Scoring		
SEASON TEAM	GP-GS	MIN/AVG	FG-FGA	FG%	3FG-3FGA	3FG%	FT-FTA	FT%	OFF	DEF	TOT	AVG	PF-FO	A	TO	BLK	STL	PTS	AVG
2021-22 KU	37-1	179/4.8	13-25	.520	0-1	.000	12-20	.600	20	10	30	0.8	20-0	10	7	8	2	38	1.0
2022-23 KU	29-29	780/26.9	128-203	.631	0-3	.000	54-88	.614	68	60	128	4.4	86-3	58	48	25	24	310	10.7
TOTAL	66-30	959/14.5	141-228	.618	0-4	.000	66-108	.611	88	70	158	2.4	106-3	68	55	33	26	348	5.3



CAM MARTIN

Super-Senior • F • 6-9 • 230 • Yukon, Okla. • Yukon HS • Twitter: @Cam_martin31 • IG: @cam_martin31

- Made his Kansas debut at Missouri (12/10).
- Was a redshirt for Kansas' NCAA National Championship during the 2021-22 season.
- Came to Kansas with 2,155 career points, 876 rebounds, 108 blocks and 67 steals.
- Two-time MIAA all-conference first team his junior and senior seasons while at Missouri Southern State.
- Finalist for the 2021 Bevo Francis Small College Basketball Player of the Year Award after being named first-team All-MIAA, All-Region and All-American while also being a member of the MIAA All-Tournament Team.
- Only player in Southern's history to score 700 or more points twice in a single-season with 720 in 2018-19 and 746 in 2019-20.
- Ended as Missouri Southern's second-leading career scorer with 2,040 points.
- Graduated from Missouri Southern State in May 2021 and is will graduate from KU in May 2023 with a sport management master's.

CAREER HONORS

D2CCA All-America Second Team (2021)
All-MIAA First Team (2021)
MIAA Academic Honor Roll (2021)
Bevo Francis Small College Basketball Player of the Year
Finalist (2020)
D2CCA All-America Second Team (2020)
MIAA Tournament All-Tournament Team (2020)
All-MIAA First Team (2020)
MIAA Academic Honor Roll (2020)
D2CCA All-America Third Team (2019)
All-MIAA First Team (2019)
MIAA Academic Honor Roll (2019)

MISCELLANEOUS

KU CAREER

Double-Doubles	-
10+ Points	-
20+ Points	-
5+ Rebounds	-
10+ Rebounds	-
3+ Assists	-
3+ 3PT Field Goals	-
2+ Steals	-
2+ Blocks	-
Led Team in Pts.	-
Led Team in Rebs.	-
Led Team in Assists	-
Led Team in Blocks	-
Led Team in Steals	-

MARTIN CAREER HIGHS

Points	54	at Missouri Western (2.22.20)
Field Goals	18	at Minnesota State (11.10.18)
Field Goal Att.	27	at Missouri Western (2.22.20) vs. Missouri Western (2.15.20)
3PT Field Goals	9	vs. Washburn (3.16.19)
3PT Field Goal Att.	11	vs. Pittsburg State (2.20.21) at Missouri Western (2.22.20)
Free Throws	17	vs. Missouri Western (2.15.20) vs. Upper Iowa (12.18.19)
Free Throw Att.	21	at Pittsburg State (1.9.21)
Rebounds	21	vs. Lincoln (2.4.21)
Assists	7	at Newman (11.21.20) at Nebraska-Kearney (1.6.20) vs. Fort Hays State (2.9.19)
Blocks	5	vs. Northeastern State (1.29.20)
Steals	4	Northwest Missouri State (2.2.21)
Minutes	41	vs. Central Oklahoma (2.27.21)

2022-23 GAME-BY-GAME

Opponent	Date	GS	MIN	Total		3-Pointers		Free throws		Rebounds				PF	A	TO	BLK	STL	PTS	AVG
				FG-FGA	PCT	3FG-3FGA	PCT	FT-FTA	PCT	OFF	DEF	TOT	AVG							
at Missouri	12/10/2022		02:16	0-1	.000	0-0	.000	0-0	.000	0	0	0	0.0	0	0	0	0	0	0.0	
Indiana	12/17/2022		01:53	1-1	1.000	1-1	1.000	0-0	.000	0	0	0	0.0	1	0	0	0	3	1.5	
Oklahoma St.	12/31/2022		02:27	1-1	1.000	0-0	.000	0-0	.000	1	0	1	0.3	1	0	0	0	2	1.7	
at Texas Tech	01/03/2023		03:52	1-1	1.000	0-0	.000	0-0	.000	1	0	1	0.5	0	0	0	0	2	1.8	
Totals		0	10:28	3-4	.750	1-1	1.000	0-0	.000	2	0	2	0.5	2	0	0	0	7	1.8	

Player Averages

Games Played	Minutes/ game	Points/ game	FG Pct	3FG Pct	FT Pct	Rebounds/ game	Assists/ game	Turnovers/ game	Assist/Turnover ratio	Steals/ game	Blocks/ game
4	2.6	1.8	75.0	100.0	0.0	0.5	0.0	0.0	0.0	0.0	0.0

CAREER STATS

				Field Goals		3-Point		F-Throws		Rebounds								Scoring		
SEASON	TEAM	GP-GS	MIN/AVG	FG-FGA	FG%	3FG-3FGA	3FG%	FT-FTA	FT%	OFF	DEF	TOT	AVG	PF-FO	A	TO	BLK	STL	PTS	AVG
2017-18	JSU	28-0	273/9.8	38-74	.514	11-26	.423	28-45	.622	17	56	73	2.6	48-0	20	21	4	3	115	4.1
2018-19	MSSU	32-32	911/28.5	239-393	.608	31-89	.348	211-257	.821	69	241	310	9.7	113-9	46	82	35	16	720	22.5
2019-20	MSSU	31-30	921/29.7	261-449	.581	34-95	.358	190-235	.809	70	214	284	9.2	101-5	61	95	46	20	746	24.1
2020-21	MSSU	23-23	803/34.9	209-361	.579	49-110	.445	107-145	.738	18	191	209	9.1	59-2	76	85	23	28	574	25.0
2022-23	KU	4-0	10/2.6	3-4	.750	1-1	1.000	0-0	.000	2	0	2	0.5	2-0	0	0	0	0	7	1.8
TOTAL FOR KU		4-0	10/2.6	3-4	.750	1-1	1.000	0-0	.000	2	0	2	0.5	2-0	0	0	0	0	7	1.8
TOTAL		118-85	2918/24.7	750-1281	.585	126-321	.393	536-682	.786	176	702	878	7.4	323-16	203	283	108	67	2162	18.3

ZUBY EJIOFOR

Freshman • F • 6-9 • 235 • Garland, Texas • Garland HS • Twitter: @Zubyejiofor • IG: @zubyejiofor

- A TABC 6A All-State selection his senior year at Garland High School in 2021-22.
- Averaged 21.7 points, 13.0 rebounds, 3.9 blocked shots and 1.9 steals per game for Garland HS in 2021-22.
- Garland posted a 26-2 record and won its district going 14-0 his senior season.
- Averaged 21.0 points and 13.0 rebounds for Garland HS as a junior in 2020-21.
- Ended prep career ranked No. 44 by Rivals.com, No. 52 by 247sports.com and No. 75 by ESPN100.

2022-23 GAME-BY-GAME

Opponent	Date	GS	MIN	Total		3-Pointers		Free throws		Rebounds				PF	A	TO	BLK	STL	PTS	AVG
				FG-FGA	PCT	3FG-3FGA	PCT	FT-FTA	PCT	OFF	DEF	TOT	AVG							
Omaha	11/07/2022		03:53	0-0	.000	0-0	.000	0-0	.000	0	3	3	3.0	1	0	1	1	0	0	0.0
North Dakota St.	11/10/2022		06:57	1-2	.500	0-0	.000	1-2	.500	4	3	7	5.0	1	1	0	1	0	3	1.5
vs Duke	11/15/2022		09:39	1-2	.500	0-0	.000	0-0	.000	2	3	5	5.0	2	0	2	2	0	2	1.7
Southern Utah	11/18/2022		04:56	1-1	1.000	0-0	.000	0-0	.000	0	2	2	4.3	2	0	2	1	0	2	1.8
vs NC State	11/23/2022		04:32	0-0	.000	0-0	.000	0-0	.000	1	0	1	3.6	1	0	0	0	0	0	1.4
vs Tennessee	11/25/2022		01:28	0-0	.000	0-0	.000	0-0	.000	0	0	0	3.0	0	0	0	1	0	0	1.2
Texas Southern	11/28/2022		10:45	1-1	1.000	0-0	.000	0-2	.000	2	3	5	3.3	0	0	1	1	1	2	1.3
Seton Hall	12/01/2022		08:03	0-0	.000	0-0	.000	2-2	1.000	1	0	1	3.0	2	0	0	0	1	2	1.4
at Missouri	12/10/2022		02:02	0-1	.000	0-0	.000	0-0	.000	0	3	3	3.0	1	0	1	0	0	0	1.2
Indiana	12/17/2022		12:14	4-5	.800	0-0	.000	0-0	.000	1	1	2	2.9	1	0	0	1	0	8	1.9
Harvard	12/22/2022		02:25	0-1	.000	0-0	.000	0-0	.000	0	0	0	2.6	0	0	0	1	1	0	1.7
Oklahoma St.	12/31/2022		09:30	2-4	.500	0-0	.000	0-0	.000	1	2	3	2.7	1	0	0	0	0	4	1.9
at Texas Tech	01/03/2023		05:29	0-0	.000	0-0	.000	0-0	.000	0	1	1	2.5	0	1	0	2	0	0	1.8
at West Virginia	01/07/2023		04:03	0-0	.000	0-0	.000	0-0	.000	0	2	2	2.5	1	0	1	1	0	0	1.6
Oklahoma	01/10/2023		01:06	0-0	.000	0-0	.000	0-0	.000	0	0	0	2.3	0	0	0	0	0	0	1.5
Iowa St.	01/14/2023		07:03	0-0	.000	0-0	.000	0-0	.000	0	0	0	2.2	2	0	1	1	0	0	1.4
at Kansas St.	01/17/2023		05:04	0-0	.000	0-0	.000	1-2	.500	0	0	0	2.1	0	0	1	0	0	1	1.4
TCU	01/21/2023		02:56	0-0	.000	0-0	.000	0-0	.000	0	0	0	1.9	0	0	1	0	0	0	1.3
at Kentucky	01/28/2023		03:38	1-1	1.000	0-0	.000	0-0	.000	1	0	1	1.9	2	0	0	0	0	2	1.4
at Oklahoma	02/11/2023		01:32	0-0	.000	0-0	.000	0-0	.000	1	0	1	1.9	0	1	0	0	0	0	1.3
at Oklahoma St.	02/14/2023		07:58	1-1	1.000	0-0	.000	0-0	.000	0	1	1	1.8	0	1	1	0	0	2	1.3
Totals		0	115:13	12-19	.632	0-0	.000	4-8	.500	14	24	38	1.8	17	4	12	13	3	28	1.3

Player Averages

Games Played	Minutes/ game	Points/ game	FG Pct	3FG Pct	FT Pct	Rebounds/ game	Assists/ game	Turnovers/ game	Assist/Turnover ratio	Steals/ game	Blocks/ game
21	5.5	1.3	63.2	0.0	50.0	1.8	0.2	0.6	0.3	0.1	0.6

CAREER STATS

				Field Goals		3-Point		F-Throws		Rebounds								Scoring		
SEASON	TEAM	GP-GS	MIN/AVG	FG-FGA	FG%	3FG-3FGA	3FG%	FT-FTA	FT%	OFF	DEF	TOT	AVG	PF-FO	A	TO	BLK	STL	PTS	AVG
2022-23	KU	21-0	115/5.5	12-19	.632	0-0	.000	4-8	.500	14	24	38	1.8	17-0	4	12	13	3	28	1.3
TOTAL		21-0	115/5.5	12-19	.632	0-0	.000	4-8	.500	14	24	38	1.8	17-0	4	12	13	3	28	1.3



MISCELLANEOUS

	FR
Double-Doubles	-
10+ Points	-
20+ Points	-
5+ Rebounds	3
10+ Rebounds	-
2+ Assists	-
1+ 3PT Field Goals	-
2+ Steals	-
2+ Blocks	2
Led Team in Pts.	-
Led Team in Rebs.	-
Led Team in Assists	-
Led Team in Blocks	3
Led Team in Steals	-

EJIOFOR CAREER HIGHS

Points	8	vs. Indiana (12.17.22)
Field Goals	4	vs. Indiana (12.17.22)
Field Goal Att.	5	vs. Indiana (12.17.22)
3PT Field Goals	-	
3PT Field Goal Att.	-	
Free Throws	2	vs. Seton Hall (12.1.22)
Free Throw Att.	2	4x, last at Kansas State (1.17.23)
Rebounds	7	vs. North Dakota State (11.10.22)
Assists	1	4x, last at Oklahoma St. (2.14.23)
Blocks	2	at Texas Tech (1.3.23) vs. Duke (11.15.22)
Steals	1	3x, last vs. Harvard (12.22.22)
Minutes	12	vs. Indiana (12.17.22)



WILDER EVERS

Freshman • G • 6-3 • 190 • Birmingham, Ala. • Oak Mountain HS • Twitter: @EversWilder • IG: @wilderevers

- A walk-on from Birmingham, Alabama, who will provide depth at the guard spots.
- Comes from a family with Kansas ties as his brother plays baseball for KU and his parents competed in track and field at KU.
- Helped lead Oak Mountain High School to three consecutive trips to Alabama's 7A state quarterfinals, including Final Four appearances in 2020 and 2021 and a state title in 2021
- The 2021 state championship was the first in Oak Mountain history
- A two-time all-county selection his junior and senior seasons
- Played for Chris Love at Oak Mountain
- Averaged 11.8 points, 4.3 rebounds and 3.0 assists per game his senior season.



CHARLIE MCCARTHY

Sophomore • G • 6-2 • 195 • Rancho Mirage, Calif. • Shadow Hills HS • IG: @chmac13

- A member of Kansas' 2022 NCAA National Championship team.
- Comes from a KU family as both parents are two of 23 family members who have graduated from KU with many still residing in the Lawrence, Kansas City and Salina, Kansas, areas.
- Averaged 12.0 points, 8.0 rebounds, 5.0 assists and 1.5 steals per game in 2020-21 at Shadow Hills HS in Indio, Calif.
- Averaged 11.5 points per game his junior year at Palm Desert HS in Palm Desert, Calif., where his team advanced to state.
- Earned all-league honors his junior and senior seasons.
- His father, Kent, played baseball at KU.
- Has an older sister, Annie, who attends KU, and a younger sister, Molly, who is a freshman on the KU volleyball team.
- Great grandfather was Howard Engleman, who played basketball at KU for coach Phog Allen and had his KU jersey retired in 2003.
- As a youth, attended numerous Kansas Bill Self Basketball Camps.

2022-23 OVERALL STATS

Game Records

Record	Overall	Home	Away	Neutral
ALL GAMES	24-5	14-1	7-3	3-1
CONFERENCE	12-4	7-1	5-3	0-0
NON-CONFERENCE	12-1	7-0	2-0	3-1

Score by Periods

Team	1st	2nd	OT	TOT
Kansas	1089	1112	16	2217
Opponents	959	1002	16	1977

Team Box Score

No.	Player				Total		3-Point		F-Throw		Rebounds											
		GP-GS	MIN	AVG	FG-FGA	FG%	3FG-3FGA	3FG%	FT-FTA	FT%	OFF	DEF	TOT	AVG	PF	DQ	A	TO	BLK	STL	PTS	AVG
10	WILSON, Jalen	29-29	1014:32	35.0	195-466	.418	58-170	.341	120-157	.764	45	199	244	8.4	63	0	73	66	15	26	568	19.6
4	DICK, Gradey	29-29	943:07	32.5	148-327	.453	71-170	.418	65-77	.844	28	116	144	5.0	66	1	47	38	6	44	432	14.9
15	MCCULLAR, Kevin	28-28	872:57	31.2	103-235	.438	24-84	.286	80-103	.777	39	164	203	7.3	82	3	71	60	19	60	310	11.1
24	ADAMS, JR., KJ	29-29	780:22	26.9	128-203	.631	0-3	.000	54-88	.614	68	60	128	4.4	86	3	58	48	25	24	310	10.7
3	HARRIS, Dajuan	29-29	978:09	33.7	100-210	.476	25-59	.424	21-32	.656	18	53	71	2.4	49	1	182	56	11	58	246	8.5
1	YESUFU, Joseph	28-1	332:31	11.9	38-109	.349	17-60	.283	10-13	.769	1	30	31	1.1	25	0	11	13	0	13	103	3.7
0	PETTIFORD, Bobby	25-0	329:21	13.2	30-50	.600	3-8	.375	4-6	.667	7	25	32	1.3	24	0	42	32	1	5	67	2.7
23	UDEH JR., Ernest	23-0	189:13	8.2	27-33	.818	0-0	.000	7-16	.438	17	27	44	1.9	35	1	7	11	14	17	61	2.7
11	RICE, MJ	20-0	148:23	7.4	19-46	.413	2-13	.154	8-12	.667	10	10	20	1.0	22	0	4	9	2	6	48	2.4
31	MARTIN, Cam	4-0	10:28	2.6	3-4	.750	1-1	1.000	0-0	.000	2	0	2	0.5	2	0	0	0	0	0	7	1.8
20	JANKOVICH, Michael	9-0	19:30	2.2	5-7	.714	4-6	.667	0-0	.000	0	0	0	0.0	1	0	0	0	0	1	14	1.6
21	CLEMENCE, Zach	17-0	102:58	6.1	9-29	.310	3-14	.214	2-6	.333	8	16	24	1.4	13	0	2	5	6	2	23	1.4
35	EJIOFOR, Zubey	21-0	115:13	5.5	12-19	.632	0-0	.000	4-8	.500	14	24	38	1.8	17	0	4	12	13	3	28	1.3
5	CUFFE, JR., Kyle	2-0	06:13	3.1	0-2	.000	0-0	.000	0-2	.000	1	0	1	0.5	0	0	0	0	0	0	0	0.0
22	WILHITE, Dillon	5-0	07:02	1.4	0-0	.000	0-0	.000	0-0	.000	0	1	1	0.2	3	0	0	1	0	0	0	0.0
Team											39	36	75					10				
Total		29	5850		817-1740	.470	208-588	.354	375-520	.721	297	761	1058	36.5	488	9	501	361	112	259	2217	76.4
Opponents		29	5850		695-1689	.411	195-610	.320	392-544	.721	308	697	1005	34.7	468	6	315	424	87	178	1977	68.2

Team Statistics

	KU	OPP
Scoring	2217	1977
Points per game	76.4	68.2
Scoring margin	+8.3	-
Field goals-att	817-1740	695-1689
Field goal pct	.470	.411
3 point fg-att	208-588	195-610
3-point FG pct	.354	.320
3-pt FG made per game	7.2	6.7
Free throws-att	375-520	392-544
Free throw pct	.721	.721
F-Throws made per game	12.9	13.5
Rebounds	1058	1005
Rebounds per game	36.5	34.7
Rebounding margin	+1.8	-
Assists	501	315
Assists per game	17.3	10.9
Turnovers	361	424
Turnovers per game	12.4	14.6
Turnover margin	+2.2	-
Assist/turnover ratio	1.4	0.7
Steals	259	178
Steals per game	8.9	6.1
Blocks	112	87
Blocks per game	3.9	3.0
Winning streak	6	-
Home win streak	4	-
Attendance	244500	127899
Home games-Avg/Game	15-16300	10-12790
Neutral site-Avg/Game	-	4-5077

Team Results

Date	Opponent		Score	Att.
11/07/2022	Omaha	W	89-64	16300
11/10/2022	North Dakota St.	W	82-59	16300
11/15/2022	vs Duke	W	69-64	15828
11/18/2022	Southern Utah	W	82-76	16300
11/23/2022	vs NC State	W	80-74	1275
11/24/2022	vs Wisconsin	Wot	69-68	1185
11/25/2022	vs Tennessee	L	50-64	2018
11/28/2022	Texas Southern	W	87-55	16300
12/01/2022	Seton Hall	W	91-65	16300
12/10/2022	at Missouri	W	95-67	15061
12/17/2022	Indiana	W	84-62	16300
12/22/2022	Harvard	W	68-54	16300
12/31/2022	Oklahoma St.	W	69-67	16300
01/03/2023	at Texas Tech	W	75-72	14385
01/07/2023	at West Virginia	W	76-62	14135
01/10/2023	Oklahoma	W	79-75	16300
01/14/2023	Iowa St.	W	62-60	16300
01/17/2023	at Kansas St.	Lot	82-83	11000
01/21/2023	TCU	L	60-83	16300
01/23/2023	at Baylor	L	69-75	10219
01/28/2023	at Kentucky	W	77-68	20418
01/31/2023	Kansas St.	W	90-78	16300
02/04/2023	at Iowa St.	L	53-68	14267
02/06/2023	Texas	W	88-80	16300
02/11/2023	at Oklahoma	W	78-55	9418
02/14/2023	at Oklahoma St.	W	87-76	11165
02/18/2023	Baylor	W	87-71	16300
02/20/2023	at TCU	W	63-58	7831
02/25/2023	West Virginia	W	76-74	16300

2022-23 CONFERENCE ONLY STATS

Game Records

Record	Overall	Home	Away	Neutral
ALL GAMES	12-4	7-1	5-3	0-0
CONFERENCE	12-4	7-1	5-3	0-0
NON-CONFERENCE	0-0	0-0	0-0	0-0

Score by Periods

Team	1st	2nd	OT	TOT
Kansas	577	607	10	1194
Opponents	582	544	11	1137

Team Box Score

No.	Player				Total		3-Point		F-Throw		Rebounds											
		GP-GS	MIN	AVG	FG-FGA	FG%	3FG-3FGA	3FG%	FT-FTA	FT%	OFF	DEF	TOT	AVG	PF	DQ	A	TO	BLK	STL	PTS	AVG
10	WILSON, Jalen	16-16	569:40	35.6	97-237	.409	31-92	.337	68-89	.764	24	104	128	8.0	42	0	36	41	11	11	293	18.3
4	DICK, Gradey	16-16	533:51	33.4	78-180	.433	36-95	.379	42-49	.857	17	65	82	5.1	43	1	25	23	4	24	234	14.6
24	ADAMS, JR., KJ	16-16	446:12	27.9	74-125	.592	0-2	.000	42-63	.667	39	33	72	4.5	49	2	28	28	13	7	190	11.9
15	MCCULLAR, Kevin	16-16	503:24	31.5	51-122	.418	10-42	.238	56-72	.778	16	88	104	6.5	53	2	47	30	9	28	168	10.5
3	HARRIS, Dajuan	16-16	573:15	35.8	59-127	.465	19-41	.463	9-16	.563	10	32	42	2.6	21	0	95	30	5	31	146	9.1
1	YESUFU, Joseph	15-0	181:36	12.1	19-60	.317	9-35	.257	6-7	.857	0	20	20	1.3	15	0	7	6	0	9	53	3.5
23	UDEH JR., Ernest	11-0	91:35	8.3	14-14	1.000	0-0	.000	4-10	.400	9	12	21	1.9	23	1	4	7	8	13	32	2.9
21	CLEMENCE, Zach	8-0	50:52	6.4	9-17	.529	3-5	.600	2-6	.333	4	7	11	1.4	7	0	1	2	4	2	23	2.9
0	PETTIFORD, Bobby	14-0	163:18	11.7	13-26	.500	2-6	.333	2-3	.667	3	15	18	1.3	13	0	16	17	0	3	30	2.1
31	MARTIN, Cam	2-0	06:19	3.2	2-2	1.000	0-0	.000	0-0	.000	2	0	2	1.0	1	0	0	0	0	0	4	2.0
20	JANKOVICH, Michael	3-0	06:35	2.2	2-3	.667	2-3	.667	0-0	.000	0	0	0	0.0	0	0	0	0	0	1	6	2.0
11	RICE, MJ	10-0	52:10	5.2	4-11	.364	0-0	.000	0-0	.000	6	5	11	1.1	7	0	2	6	0	3	8	0.8
35	EJIOFOR, Zuby	9-0	44:41	5.0	3-5	.600	0-0	.000	1-2	.500	2	6	8	0.9	4	0	3	5	4	0	7	0.8
22	WILHITE, Dillon	1-0	01:32	1.5	0-0	.000	0-0	.000	0-0	.000	0	1	1	1.0	0	0	0	1	0	0	0	0.0
Team											25	18	43					6				
Total		16	3225		425-929	.457	112-321	.349	232-317	.732	157	406	563	35.2	278	6	264	202	58	132	1194	74.6
Opponents		16	3225		397-941	.422	114-330	.345	229-308	.744	175	388	563	35.2	272	4	173	218	47	102	1137	71.1

Team Statistics

	KU	OPP
Scoring	1194	1137
Points per game	74.6	71.1
Scoring margin	+3.6	-
Field goals-att	425-929	397-941
Field goal pct	.457	.422
3 point fg-att	112-321	114-330
3-point FG pct	.349	.345
3-pt FG made per game	7.0	7.1
Free throws-att	232-317	229-308
Free throw pct	.732	.744
F-Throws made per game	14.5	14.3
Rebounds	563	563
Rebounds per game	35.2	35.2
Rebounding margin	0.0	-
Assists	264	173
Assists per game	16.5	10.8
Turnovers	202	218
Turnovers per game	12.6	13.6
Turnover margin	+1.0	-
Assist/turnover ratio	1.3	0.8
Steals	132	102
Steals per game	8.3	6.4
Blocks	58	47
Blocks per game	3.6	2.9
Winning streak	6	-
Home win streak	4	-
Attendance	130400	92420
Home games-Avg/Game	8-16300	8-11553
Neutral site-Avg/Game	-	0-0

Team Results

Date	Opponent		Score	Att.
12/31/2022	Oklahoma St.	W	69-67	16300
01/03/2023	at Texas Tech	W	75-72	14385
01/07/2023	at West Virginia	W	76-62	14135
01/10/2023	Oklahoma	W	79-75	16300
01/14/2023	Iowa St.	W	62-60	16300
01/17/2023	at Kansas St.	Lot	82-83	11000
01/21/2023	TCU	L	60-83	16300
01/23/2023	at Baylor	L	69-75	10219
01/31/2023	Kansas St.	W	90-78	16300
02/04/2023	at Iowa St.	L	53-68	14267
02/06/2023	Texas	W	88-80	16300
02/11/2023	at Oklahoma	W	78-55	9418
02/14/2023	at Oklahoma St.	W	87-76	11165
02/18/2023	Baylor	W	87-71	16300
02/20/2023	at TCU	W	63-58	7831
02/25/2023	West Virginia	W	76-74	16300

2022-23 INDIVIDUAL SUPERLATIVES

CATEGORY	KANSAS	OPPONENT
Points Scored	38 by Jalen Wilson at Kansas State (1.17.23)	29 by Marcus Carr of Texas (2.6.23)
Total Field Goals	12 by Jalen Wilson at Kansas State (1.17.23) 12 by Jalen Wilson vs. Southern Utah (11.18.22)	10, by Marcus Carr of Texas (2.6.23) 10, by Kalib Boone of Oklahoma State (2.14.23)
Total FGs Attempted	26 by Jalen Wilson vs. Duke (11.15.22)	27 by Tevian Jones of Southern Utah (11.18.22)
Highest FG% (5 made)	100.0 (6-6) by KJ Adams Jr. at Kansas State (1.17.23) 100.0 (6-6) by KJ Adams Jr. vs. Oklahoma State (12.31.22)	87.5 (7-8) by Shahada Wells of TCU (1.21.23)
Highest FG% (10 made)	58.8 (10-17) by Jalen Wilson vs. Harvard (12.22.22) 58.8 (10-17) by Gradey Dick at Oklahoma State (2.14.23)	66.7 (10-15) by Kalib Boone at Oklahoma State (2.14.23)
3-Point Field Goals	6 by Gradey Dick vs. NC State (11.23.22)	7 by Bryce Thompson of Oklahoma State (12.31.22)
3-Pt. FGs Attempted	12 by Gradey Dick vs. NC State (11.23.22)	14 by Santiago Vescovi of Tennessee (11.25.22)
3-Point FG% (min. 3 made)	100.0 (5-5) by Dajuan Harris Jr. at Texas Tech (1.3.23)	80.0 (4-5) by Maizen Fausett of Southern Utah (11.18.22)
Free Throws	11 by Jalen Wilson at Kansas State (1.17.23)	8 by Keyontae Johnson of Kansas State (1.17.23) 8 by Desi Sills of Kansas State (1.17.23)
Free Throws Attempted	14 by Jalen Wilson vs. Wisconsin (11.24.22)	12 by Kalib Boone of Oklahoma State (2.14.23)
Free Throw % (min. 5 made)	100.0 (8-8) by Kevin McCullar Jr. vs. Baylor (1.23.23)	100.0 (6-6) by Grant Sherfield of Oklahoma (1.10.23)
Offensive Rebounds	8 by KJ Adams Jr. vs. Omaha (11.7.22)	6 by Kyle Filipowski of Duke (11.15.22)
Defensive Rebounds	14 by Jalen Wilson vs. Wisconsin (11.24.22)	9 by Tanner Groves of Oklahoma (1.10.23)
Total Rebounds	14 by Jalen Wilson at West Virginia (1.7.23) 14 by Jalen Wilson vs. Wisconsin (11.24.22)	14 by Kyle Filipowski (11.15.22)
Assists	11 by Dajuan Harris Jr. at Kansas State (1.17.23)	10 by Tamin Lipsey of Iowa State (2.4.23)
Turnovers	5, 3x, last by Gradey Dick at Iowa State (2.4.23)	7 by Kadary Richmond of Seton Hall (12.1.22)
Blocked Shots	4 by Ernest Udeh Jr. vs. Duke (11.15.22)	9 by Trayce Jackson-Davis of Indiana (12.17.22)
Steals	6 by Dajuan Harris Jr. vs. West Virginia (2.25.23)	5 by Carson Wallace of Kentucky (1.28.23)
Minutes Played (including OT)	45 by Jalen Wilson at Kansas State (1.17.23)	43 by Max Klesmit of Wisconsin (11.24.22)

TEAM SUPERLATIVES

KANSAS HIGH	KANSAS LOW	CATEGORY	OPPONENT HIGH	OPPONENT LOW
95 vs. Missouri (12.10.22)	50 vs. Tennessee (11.25.22)	Points	83 by TCU (1.21.23) 83 by Kansas State (1.17.23)	54 by Harvard (12.22.22)
55 (2nd) vs. Baylor (2.18.23)	21 (1st) at Iowa State (2.4.23)	Points/Half	48 (1st) by TCU (1.21.23)	20 (1st) by Wisconsin (11.24.22)
10 at Kansas State (1.17.23)	6 vs. Wisconsin (11.24.22)	Points/OT	11 by Kansas State (1.17.23)	5 by Wisconsin (11.24.22)
36 vs. Omaha (11.7.22)	17 at Iowa State (2.4.23) 17 vs. Tennessee (11.25.22)	Field Goals	31 by TCU (1.21.23)	20 by West Virginia (1.7.23) 20 by Indiana (12.17.22)
72 vs. North Dakota State (11.10.22)	44 at Iowa State (2.4.23)	Field Goal Attempts	74 by Southern Utah (11.18.22)	48 by Seton Hall (12.1.22)
57.4 (35-61) at Missouri (12.10.22)	32.1 (17-53) vs. Tennessee (11.25.22)	Field Goal Percentage	54.4 (31-57) by TCU (1.21.23)	35.1 (20-57) by West Virginia (1.7.23)
13 vs. Texas Southern (11.28.22)	2 vs. Texas (2.6.23)	3-Point Field Goals	13 by Oklahoma State (12.31.22)	2 by Kentucky (1.28.23) 2 by Oklahoma (1.10.23)
29, 3x, last at Kansas State (1.17.23)	10, 2x, last at Oklahoma (2.11.23)	3-Point Field Goal Attempts	32 by North Dakota State (11.10.22)	13 by Kentucky (1.28.23)
47.8 (11-23) vs. Oklahoma State (12.31.22)	15.8 (3-19) vs. Duke (11.15.22)	3-Point Field Goal Percentage	53.3 (8-15) by TCU (1.21.23)	11.8 (2-17) by Oklahoma (1.10.23)
31 vs. Oklahoma (1.10.23)	2 at Texas Tech (1.3.23)	Free Throws Made	26 by Kansas State (1.17.23)	5 by Harvard (12.22.22) 5 by Texas Southern (11.28.22)
39 vs. Oklahoma (1.10.23)	4 at Texas Tech (1.3.23)	Free Throw Attempts	33 by Kansas State (1.17.23)	9 by Texas Southern (11.28.22)
100.0 (16-16) vs. Baylor (1.23.23)	50.0 (2-4) at Texas Tech (1.3.23)	Free Throw Percentage	83.3 (10-12) by Texas Tech (1.3.23)	35.7 (5-14) by Harvard (12.22.22)
100.0 (8-8) vs. Harvard (12.22.22)	50.0 (5-10) vs. North Dakota State (11.10.22)			
16 vs. Omaha (11.7.22)	5 at Iowa State (2.4.23)	Offensive Rebounds	21 by Duke (11.15.22)	4 by Kentucky (1.28.23)
36 vs. Wisconsin (11.24.22)	17 vs. Tennessee (11.25.22)	Defensive Rebounds	35 by Southern Utah (11.18.22)	16 by Seton Hall (12.1.22)
50 vs. Wisconsin (11.24.22)	27 vs. Tennessee (11.25.22)	Rebounds	46 by Duke (11.15.22)	25 by Texas Southern (11.28.22)
25 at Kansas State (1.17.23)	11 at Texas Tech (1.3.23) 11 vs. Texas Southern (11.28.22)	Fouls	24 by Kansas State (1.17.23)	6 by Texas Tech (1.3.23)
3 at Kansas State (1.17.23)	0, 21x, last vs. West Virginia (2.25.23)	DQs	1, 7x, last by Oklahoma (2.11.23)	0, 21x, last by West Virginia (2.25.23)
26 at Oklahoma State (2.14.23)	10 vs. Oklahoma (1.10.23)	Assists	18 by TCU (1.21.23)	5 by Oklahoma (2.11.23)
20 at Iowa State (2.4.23)	4 vs. Baylor (2.18.23)	Turnovers	24, 2x, last by Oklahoma (2.11.22)	6 by Wisconsin (11.24.22)
13 vs. vs. Duke (11.15.22)	0 vs. NC State (11.23.22)	Blocked Shots	9 by Indiana (12.17.22)	0, 2x, last by Baylor (2.18.23)
17 vs. Indiana (12.17.22)	5, 3x, last at Iowa State (2.4.23)	Steals	12 by Kansas State (1.17.23)	1 by Baylor (2.18.23)

2022-23 INDIVIDUAL LEADERS GAME-BY-GAME

OPPONENT	SCORE	W/L	POINTS	REBOUNDS	ASSISTS	STEALS	BLOCKS
OMAHA (11/7)	89-64	W	23-Gradey Dick	11-Jalen Wilson	8-Dajuan Harris	2-Dick, McCullar, Pettiford	1-Adams, Harris, McCullar, Ejifor
NORTH DAKOTA STATE (11/10)	82-59	W	21-Jalen Wilson	9-Jalen Wilson	8-Dajuan Harris	2-Harris, Pettiford	2-Harris, McCullar
vs. Duke (11/15)	69-64	W	25-Jalen Wilson	11-Jalen Wilson	10-Dajuan Harris	1-Adams, Dick, McCullar, Wilson, Yesufu	4-Udeh
SOUTHERN UTAH (11/18)	82-76	W	33-Jalen Wilson	8-Kevin McCullar	4-Wilson, McCullar	4-Dajuan Harris	3-KJ Adams
vs. NC State (11/23)	80-74	W	25-Gradey Dick	11-Wilson, McCullar	6-Dajuan Harris	3-Dajuan Harris	-
vs. Wisconsin (11/24)	69-69 (OT)	W	29-Jalen Wilson	14-Jalen Wilson	7-Dajuan Harris	3-Dajuan Harris	1-Harris, McCullar
vs. Tennessee (11/25)	50-64	L	14-Wilson, Yesufu	7-Adams, McCullar	3-Wilson, Adams	2-Adams, Harris, McCullar	1-Zuby Ejiofor
TEXAS SOUTHERN (11/28)	87-55	W	22-Jalen Wilson	6-Gradey Dick	9-Dajuan Harris	3-Dick, Harris	1-Adams, Ejiofor, Wilson
SETON HALL (12/1)	91-65	W	17-Kevin McCullar	13-Jalen Wilson	7-Dajuan Harris	4-Kevin McCullar	1- Adams, Clemence, Wilson
at Missouri (12/10)	95-67	W	24-Jalen Wilson	10-Jalen Wilson	9-Dajuan Harris	5-Kevin McCullar	1-KJ Adams
INDIANA (12/17)	84-62	W	20-Gradey Dick	11-Kevin McCullar	10-Dajuan Harris	5-Dick, McCullar	1-Adams, Dick, Ejiofor, McCullar
HARVARD (12/22)	68-54	W	21-Jalen Wilson	11-Kevin McCullar	4-Dajuan Harris	4-KJ Adams	2-Adams, McCullar
OKLAHOMA STATE (12/31)	69-67	W	20-Jalen Wilson	9-Gradey Dick	9-Dajuan Harris	2-Kevin McCullar	1-McCullar, Wilson
at Texas Tech (1/3)	75-72	W	18-Dajuan Harris	8-Gradey Dick	6-Bobby Pettiford	3-Gradey Dick	2-Zuby Ejiofor
at West Virginia (1/7)	76-62	W	16-Gradey Dick	14-Jalen Wilson	4-Dajuan Harris	3-Kevin McCullar	2-KJ Adams
OKLAHOMA (1/10)	79-75	W	22-KJ Adams	8-McCullar, Wilson	5-Dajuan Harris	4-Kevin McCullar	2-Adams, Wilson
IOWA STATE (1/14)	62-60	W	21-Gradey Dick	11-Jalen Wilson	6-Dajuan Harris	3-Kevin McCullar	2-Harris, Wilson
at Kansas State (1/17)	82-83 (OT)	L	38-Jalen Wilson	9-Jalen Wilson	11-Dajuan Harris	4-Gradey Dick	2-Dick, Wilson
TCU (1/21)	60-83	L	30-Jalen Wilson	7-Jalen Wilson	8-Dajuan Harris	2-Harris, Udeh	1-Adams, Dick, Udeh
at Baylor (1/23)	69-75	L	24-Gradey Dick	12-Kevin McCullar	4-Harris, McCullar	2-Kevin McCullar	1-Wilson, Adams, Harris, McCullar
at Kentucky (1/28)	77-68	W	22-Jalen Wilson	12-Kevin McCullar	8-Dajuan Harris	2-Adams, Dick, McCullar, Wilson	1-McCullar, Rice
KANSAS STATE (1/31)	90-78	W	20-Jalen Wilson	13- Kevin McCullar	4- Wilson, McCullar	2- McCullar, Clemence	3- Udeh, Clemence
at Iowa State (2/4)	53-68	L	26-Jalen Wilson	11-Kevin McCullar	3-Harris, Adams, Pettiford	2-Dajuan Harris	1-Adams, Harris, McCullar, Clemence
TEXAS (2/6)	88-80	W	21-Gradey Dick	8-KJ Adams Jr.	6-Kevin McCullar	4-Dajuan Harris	2-Jalen Wilson
at Oklahoma (2/11)	78-55	W	18-Jalen Wilson	5-Wilson, Dick, McCullar	5-Wilson, McCullar	5-Jalen Wilson	2-Ernest Udeh
at Oklahoma State (2/14)	87-76	W	26-Gradey Dick	5-Gradey Dick	9-Dajuan Harris	3-Joseph Yesufu	1-Kevin McCullar
BAYLOR (2/18)	87-71	W	21-Jalen Wilson	13-Jalen Wilson	9-Dajuan Harris	2-Harris, Dick	1-Adams, McCullar, Udeh
at TCU (2/20)	63-58	W	19-Gradey Dick	13-Jalen Wilson	8-Dajuan Harris	3-Ernest Udeh Jr.	2-Kevin McCullar
WEST VIRGINIA (2/25)	76-74	W	17- Dajuan Harris	6- Dick, Wilson, Adams Jr.	6- Dajuan Harris	6- Dajuan Harris	1- Wilson, McCullar

2022-23 LEAD/DEFICIT BREAKDOWN GAME-BY-GAME

Opponent	FIRST HALF SCORE			SECOND HALF SCORE			FINAL SCORE			LARGEST TIMES		LEAD	TIME LED	MIN. (40 max)
	KU	OPP	MARGIN	KU	OPP	MARGIN	KU	OPP	MARGIN	LEAD	DEFICIT	TIED	CHANGES	
OMAHA (11/7)	46	33	+13	43	31	+12	89	64	+25	28	2	2	2	37:54
NORTH DAKOTA STATE (11/10)	48	19	+29	34	40	(6)	82	59	+23	34	-	-	-	38:55
vs. Duke (11/15)	33	29	+4	36	35	+1	69	64	+5	11	6	3	11	23:06
SOUTHERN UTAH (11/18)	41	39	+2	41	37	+4	76	82	+6	8	6	4	25	22:43
vs. NC State (11/23)	39	31	+8	41	43	(2)	80	74	+6	9	3	10	5	25:52
vs. Wisconsin (11/24) (OT)	33	20	+13	30	43	(13)	69	68	+1	15	3	8	10	33:15
vs. Tennessee (11/25)	25	33	(8)	25	31	(6)	50	64	(14)	-	18	-	-	-
TEXAS SOUTHERN (11/28)	40	25	+15	47	30	+17	87	55	+32	34	2	-	1	38:34
SETON HALL (12/1)	40	29	+11	51	36	+15	91	65	+26	31	1	2	2	37:31
at Missouri (12/10)	50	33	+17	45	34	+11	95	67	+28	29	2	2	1	37:50
INDIANA (12/17)	44	29	+15	40	33	+7	84	62	+22	24	-	-	-	38:46
HARVARD (12/22)	32	23	+9	36	31	+5	68	54	+14	14	4	7	3	24:58
OKLAHOMA STATE (12/31)	30	45	(15)	39	22	+17	69	67	+2	3	15	5	6	7:57
at Texas Tech (1/3)	43	36	+7	32	36	(4)	75	72	+3	12	8	3	9	28:23
at West Virginia (1/7)	42	35	+7	34	27	+7	76	62	+14	22	4	1	1	36:56
OKLAHOMA (1/10)	36	34	+2	43	41	+2	79	75	+4	7	10	9	14	16:26
IOWA STATE (1/14)	29	28	+1	33	32	+1	62	60	+2	7	5	8	15	25:27
at Kansas State (1/17)	39	44	(5)	33	28	+5	82	83	(1)	2	14	13	9	4:38
TCU (1/21)	38	48	(10)	22	35	(13)	60	83	(23)	2	25	-	3	00:37
at Baylor (1/23)	34	41	(7)	35	34	+1	69	75	(6)	1	13	1	2	00:52
at Kentucky (1/28)	41	34	+7	36	34	+2	77	68	+9	9	4	3	5	30:11
KANSAS STATE (1/31)	49	37	+12	41	41	0	90	78	+12	16	1	2	2	36:32
at Iowa State (2/4)	21	33	(12)	32	35	(3)	53	68	(15)	1	19	0	2	1:03
TEXAS (2/6)	42	35	+7	46	45	+1	88	80	+8	14	-	2	0	38:09
at Oklahoma (2/11)	35	22	+13	43	33	+10	78	55	+23	26	7	-	3	26:21
at Oklahoma State (2/14)	39	37	+2	48	39	+9	87	76	+11	12	5	6	12	24:50
BAYLOR (2/18)	32	45	(13)	55	26	+29	87	71	+16	18	17	6	6	17:25
at TCU (2/20)	33	29	+4	30	29	+1	63	58	+5	7	4	6	6	15:50
WEST VIRGINIA (2/25)	35	33	+2	41	41	0	76	74	+2	8	9	9	15	24:42
TOTALS	1,089	958	+131	1,112	1002	+110	2,217	1,977	+240					
AVG/GM - OVERALL	37.6	33.0	+4.6	38.3	34.6	+3.7	76.5	68.2	+8.3					
CONFERENCE TOTALS	577	582	(5)	566	544	+63	1,194	1,137	+57					
AVG/GM - CONFERENCE	36.1	36.4	(0.3)	37.9	34.0	+3.9	74.6	71.1	+3.5					

2022-23 SPECIALTY SCORING STATS

Opponent	PAINT			OFF TURNOVERS			2ND CHANCE			FAST BREAK			BENCH		
	KU	OPP	MARGIN	KU	OPP	MARGIN	KU	OPP	MARGIN	KU	OPP	MARGIN	KU	OPP	MARGIN
OMAHA (11/7)	48	30	+18	18	6	+12	15	7	+8	22	8	+14	22	18	+4
NORTH DAKOTA STATE (11/10)	46	22	+24	22	7	+15	10	4	+6	14	2	+12	34	18	+16
vs. Duke (11/15)	48	42	+6	19	12	+7	12	19	(7)	12	6	+6	4	9	(5)
SOUTHERN UTAH (11/18)	50	34	+16	14	17	(3)	5	17	(12)	19	11	+8	4	12	(8)
vs. NC State (11/23)	28	18	+10	19	16	+3	19	15	+4	16	22	(6)	4	8	(4)
vs. Wisconsin (11/24)	26	34	(8)	4	13	(9)	11	10	+1	7	5	+2	2	22	(20)
vs. Tennessee (11/25)	18	20	(2)	21	18	+3	8	16	(8)	8	1	+7	16	21	(5)
TEXAS SOUTHERN (11/28)	28	28	+0	22	14	+8	5	8	(3)	20	11	+9	21	6	+15
SETON HALL (12/1)	40	34	+6	22	13	+9	9	10	(1)	13	8	+5	23	16	+7
at Missouri (12/10)	46	28	+18	28	15	+13	8	4	+4	22	10	+12	9	10	(1)
INDIANA (12/17)	50	24	+26	28	13	+15	8	8	-	22	12	+10	21	21	-
HARVARD (12/22)	40	24	+16	19	10	+9	14	6	+8	14	3	+11	8	7	+1
OKLAHOMA STATE (12/31)	24	18	+6	7	22	(15)	19	15	+4	1	6	(5)	14	17	(3)
at Texas Tech (1/3)	30	30	-	22	17	+5	9	7	+2	8	5	+3	9	8	+1
at West Virginia (1/7)	20	26	(6)	12	12	-	13	13	-	5	-	+5	9	10	(1)
OKLAHOMA (1/10)	32	38	(6)	17	7	+10	9	11	(2)	8	11	(3)	13	18	(5)
IOWA STATE (1/14)	24	30	(6)	15	15	-	3	6	(3)	8	7	+1	2	9	(7)
at Kansas State (1/17)	32	32	-	20	17	+3	10	8	+2	10	8	+2	8	31	(23)
TCU (1/21)	26	42	(16)	11	20	(9)	6	9	(3)	4	19	(15)	8	39	(31)
at Baylor (1/23)	28	18	+10	8	19	(11)	4	16	(12)	6	8	(2)	2	13	(11)
at Kentucky (1/28)	40	38	+2	10	9	+1	11	0	+11	4	10	(6)	6	12	(6)
KANSAS STATE (1/31)	28	20	+8	21	12	+9	11	6	+5	21	12	+9	19	9	+10
at Iowa State (2/4)	16	36	(20)	8	19	(11)	3	12	(9)	3	6	(3)	9	14	(5)
TEXAS (2/6)	50	42	+8	18	11	+7	19	10	+9	24	8	+16	22	21	+1
at Oklahoma (2/11)	50	28	+22	27	12	+15	5	12	(7)	17	12	+5	13	6	+7
at Oklahoma State (2/14)	40	30	+10	16	12	+4	10	14	(4)	20	5	+15	12	5	+7
BAYLOR (2/18)	40	32	+8	13	5	+8	8	11	(3)	14	5	+9	10	7	+3
at TCU (2/20)	42	30	+12	7	10	(3)	10	13	(3)	19	19	-	10	19	(9)
WEST VIRGINIA (2/25)	28	26	+2	20	25	+5	5	11	(6)	17	7	+10	3	3	-
TOTALS	978	816	+162	478	388	+100	268	299	(31)	374	237	+137	331	389	(58)
AVG/GM - OVERALL	33.7	28.1	+5.6	16.5	13.4	+3.1	9.2	10.3	(1.1)	12.9	8.2	+4.7	11.4	13.4	(2.0)
CONFERENCE TOTALS	510	478	+32	239	235	+4	144	174	(30)	185	138	+47	163	229	(66)
AVG/GM - CONFERENCE	31.9	29.9	+2.0	14.9	14.7	+0.2	9.0	10.9	(1.9)	11.6	8.6	+3.0	10.2	14.3	(4.1)

KANSAS' RECORD WHEN...

	2022-23	Bill Self era
Leading At Half	22-0	470-35
Trailing At Half	2-5	90-89
Tied At Half	0-0	21-5
Leading With 5:00 Remaining in Regulation	22-0	532-18
Trailing With 5:00 Remaining in Regulation	2-5	39-104
Tied With 5:00 Remaining in Regulation	0-0	8-7
In Overtime	0-0	25-10
Kansas Outrebounds Opponent	17-0	433-50
Kansas Is Outrebounded	7-3	122-69
Kansas Is Tied in Rebounds	0-2	25-9
Kansas Commits More Turnovers	4-3	222-83
Opponent Commits More Turnovers	19-1	320-38
Kansas Is Tied in Turnovers	1-1	39-8
Kansas Has More Free Throw Attempts	8-3	373-41
Opponent Has More Free Throw Attempts	14-2	182-85
Kansas Is Tied in Free Throw Attempts	2-0	25-3
Kansas Shoots 50% or Better	9-0	292-12
Kansas Shoots Less Than 50%	15-5	284-117
Opponent Shoots 50% or Better	2-1	12-34
Opponent Shoots Less Than 50%	22-4	568-95
Kansas Shoots Better Than Opponent	21-2	530-44
Opponent Shoots Better Than Kansas	2-3	50-82
Kansas and Opponent Tied in FG%	1-0	1-2
Kansas Bench Outscores Opponent Bench	11-0	350-44
Opponent Bench Outscores Kansas Bench	11-5	216-82
Kansas Is Tied in Bench Points	2-0	14-3
Kansas Scores Between 0-59	0-2	13-22
Kansas Scores Between 60-69	6-2	94-66
Kansas Scores Between 70-79	6-0	184-26
Kansas Scores Between 80-89	9-1	181-13
Kansas Scores Between 90-99	3-0	80-2
Kansas Scores 100 or More	0-0	28-0
Opponent Scores Between 0-59	5-0	205-2
Opponent Scores Between 60-69	10-2	226-33
Opponent Scores Between 70-79	8-1	11-46
Opponent Scores Between 80-89	1-2	35-39
Opponent Scores 90 or More	0-0	4-9
On Mondays	4-1	82-19
On Tuesdays	5-1	76-22
On Wednesdays	1-0	70-6
On Thursdays	4-0	46-5
On Fridays	1-1	65-11
On Saturdays	9-2	204-56
On Sundays	0-0	35-10
In November	7-1	95-15
In December	5-0	112-15
In January	6-3	138-34
In February	6-1	126-32
In March	0-0	106-32
In April	0-0	4-1
On CBS	2-1	63-24
On CBS Sports Network	0-0	2-0
On ESPN	11-4	183-62
On ESPN2	4-0	97-17
On ESPNU	0-0	39-5
On Big 12 NOW on ESPN+	7-0	29-2
On Jayhawk TV	0-0	89-3
On Big 12 Network TV	0-0	41-6
On TBS/TNT/TruTV	0-0	18-4
On NBCSports Network	0-0	1-1
On FOX	0-0	0-2
On FS1	0-0	4-0
On Fox Sports Net	0-0	4-2
On ABC	0-0	7-2
MISCELLANEOUS STREAKS		
Kansas' All-Time Record		2,381-882
Consecutive games with a 3-point field goal		282
Consecutive games opponent under 100 points		98
Number of 100-point games in Kansas history		119
Number of 100-point games in Bill Self era		28
KU's All-Time Overtime Record		74-59
KU's last OT game	1/17/23 (Kansas 82, Kansas State 83)	
Consecutive Allen Fieldhouse Sellouts (includes pandemic)		350

2022-23 MISCELLANEOUS STATS

STARTING LINEUPS (2)													
(W-L)	1		2		3		4		5				
23-5	Harris Jr.		Dick		Wilson		McCullar Jr.		Adams Jr.				
1-0	Harris Jr.		Yesufu		Dick		Wilson		Adams Jr.				
WIN/LOSS MARGIN													
	1	2	3	4	5	6	7	8	9	10	11-15	16-29	30+
Wins	1	3	1	1	2	3	-	2	-	-	3	7	1
Losses	1	-	-	-	-	1	-	-	-	-	2	1	-
VIOLATIONS/TECHNICAL FOULS													
	3-Seconds	5-Seconds	10-Seconds	Shot Clock Exp.	Lane Viol.	Technical	Goaltending						
Kansas	-	2	-	4	1	6	4						
Opponent	-	-	1	14	-	9	1						
LEADS AND DEFICITS													
KU's Biggest Halftime Lead				29 (48-19) vs. North Dakota State (11.10.22)									
KU's Biggest Halftime Lead Blown				7 (42-35) vs. Texas (2.6.23)									
KU's Biggest Halftime Deficit				15 (30-45) vs. Oklahoma State (12.31.22)									
KU's Biggest Halftime Deficit Erased				15 (30-45) vs. Oklahoma State (12.31.22)									
KU's Biggest Overall Lead				34 (87-53) vs. Texas Southern (11.28.22)									
				34 (68-34) vs. North Dakota State (11.10.22)									
KU's Biggest Win Total				32 (87-55) vs. Texas Southern (11.28.22)									
KU's Biggest Loss Total				23 (60-83) vs. TCU (1.21.23)									
KU's Biggest Lead Blown				14 (30-16) vs. Texas (2.6.23)									
KU's Biggest Overall Deficit				25 (54-79) vs. TCU (1.21.23)									
KU's Biggest Deficit Overcome				17 (23-40) vs. Baylor (2.18.23)									
JUMP BALLS CONTROLLED (INCLUDES OT)				DOUBLE-FIGURE SCORING				20-PLUS POINT GAMES					
Kansas	12	Jalen Wilson	27	Jalen Wilson									
Opponents	19	Gradey Dick	21	Gradey Dick									
		Kevin McCullar Jr.	18	Kevin McCullar Jr.									
		KJ Adams Jr.	17	KJ Adams Jr.									
		Dajuan Harris Jr.	13										
HOW KU SCORED FIRST POINTS								FIRST PLAYER OFF THE BENCH (sometimes multiple players)					
3-Pointer	9	MJ Rice	2	Jalen Wilson	10								
Jump Shot	7	Bobby Pettiford Jr.	2	Kevin McCullar Jr.	8								
Free Throw	1	Ernest Udeh Jr.	1										
Lay-In/Lay-Up	10	Zack Clemence	1										
Dunk	1												
Alley-Oop	-												
Follow	-												
				DOUBLE-FIGURE REBOUNDING									
				Jalen Wilson				10					
				Kevin McCullar Jr.				8					
WHO SCORED KU'S FIRST POINTS				DOUBLE-DOUBLES									
Jalen Wilson	8			Jalen Wilson	9								
KJ Adams	6			Kevin McCullar Jr.	7								
Kevin McCullar Jr.	3			Dajuan Harris Jr.	1								
Gradey Dick	6												
Dajuan Harris Jr.	5												
INDIVIDUAL MISCELLANEOUS STATISTICS (*HUSTLE PLAYS)													
NO. - PLAYER	*FLOOR BURNS	DUNKS	CHARGES DRAWN	FT-FTA (LAST 5:00/OT)									
0 - Pettiford Jr.	12	-	2	-									
1 - Yesufu	23	1	1	3-4									
3 - Harris Jr.	62	1	11	3-6									
4 - Dick	62	14	11	8-10									
5 - Cuffe Jr.	1	-	-	0-2									
10 - Wilson	46	-	3	19-25									
11 - Rice	6	4	-	1-4									
12 - Evers	-	-	-	-									
13 - McCarthy	-	-	-	-									
15 - McCullar Jr.	72	8	11	20-28									
20 - Jankovich	1	-	-	-									
21 - Clemence	1	-	-	-									
22 - Wilhite	-	-	-	-									
23 - Udeh Jr.	17	19	-	1-4									
24 - Adams	56	34	2	3-7									
31 - Martin	1	-	-	-									
35 - Ejiofor	6	6	1	2-4									
TOTALS	357	83	40	60-94 (63.8%)									
OPPONENTS	252	47	39	79-100 (79.0%)									

BOX SCORES

1

#5/5 KANSAS 89, OMAHA 64

Nov. 7, 2022 | Lawrence, Kan. | Allen Fieldhouse (16,300)

Omaha - 64		Record: 0-1														
NO.	Name	Min	FG	3P	FT	Rebounds	Fouls	TP	AS	TO	ST	Blocks	BS	BA	+/	
10	Marquel Sutton	F 37:40	4-9	0-1	3-3	3 2 5	1 2	11	1	2	0	0	1	1	-27	
23	Frankie Fidler	F 34:20	5-14	0-3	1-2	0 4 4	2 1	11	1	3	1	0	1	0	-23	
14	Dylan Brougham	C 16:40	2-2	0-0	1-2	2 0 2	4 1	5	0	0	0	1	0	0	3	
1	JJ White	G 24:47	2-8	1-3	1-2	0 2 2	1 4	6	6	4	1	0	0	2	-2	
2	Jaeden Marshall	G 24:01	4-9	2-5	3-3	0 4 4	0 2	13	0	1	1	0	0	0	-10	
0	Luke Jungers	G 27:23	3-9	2-5	4-5	1 5 6	0 0	12	0	1	1	0	0	1	-26	
32	Tony Osburn	16:28	2-3	0-1	0-0	0 1 1	1 0	4	1	0	0	0	0	0	-27	
11	La'Mel Robinson	05:44	0-1	0-1	2-2	1 0 1	0 1	2	1	2	0	0	0	0	-11	
5	Ja'Sean Glover	11:49	0-1	0-1	0-0	0 1 1	0 0	0	0	0	0	0	0	0	0	
15	Grant Frickenstein	01:08	0-1	0-1	0-0	0 0 0	0 0	0	0	0	0	0	0	0	-2	
Team						1 1 2		0								
Totals			22-57	5-21	15-19	8 20 28	9 13	64	10	13	4	1	5	5	-25	

Technical Fouls: NONE

Shooting By Period		
1st FG%	11-30	36.7%
3PT%	2-10	20.0%
FT%	9-10	90%
2nd FG%	11-27	40.7%
3PT%	3-11	27.3%
FT%	6-9	66.7%
GM FG%	22-57	38.6%
3PT%	5-21	23.8%
FT%	15-19	78.9%

Dead Ball Rebounds: 3, 0

Kansas - 89		Record: 1-0														
NO.	Name	Min	FG	3P	FT	Rebounds	Fouls	TP	AS	TO	ST	Blocks	BS	BA	+/	
10	Jalen Wilson	F 31:55	7-16	3-7	2-2	1 10 11	1 1	19	7	2	0	0	1	1	9	
24	KJ Adams, Jr.	F 28:44	2-4	0-1	0-2	8 1 9	1 1	4	4	0	0	0	0	1	15	
3	Dajuan Harris	G 32:32	5-13	1-3	0-0	1 2 3	2 1	11	8	1	1	1	0	0	16	
4	Gradey Dick	G 31:38	9-13	4-6	1-2	1 1 2	2 1	23	1	1	2	0	0	0	26	
15	Kevin McCullar	G 23:07	3-7	0-1	4-4	1 2 3	3 2	10	2	3	2	1	0	0	9	
23	Ernest Udeh Jr.	14:22	2-3	0-0	1-2	1 4 5	2 1	5	0	1	1	1	0	0	24	
0	Bobby Pettiford	16:48	6-7	1-2	0-1	0 0 0	0 1	13	2	0	2	0	0	0	16	
1	Joseph Yesufu	09:13	1-4	0-2	0-0	0 1 1	0 0	2	0	0	0	0	0	0	6	
21	Zach Clemence	04:31	0-0	0-0	0-0	1 2 3	1 0	0	0	0	0	0	0	0	1	
35	Zuby Ejorlor	03:53	0-0	0-0	0-0	0 3 3	1 0	0	0	0	1	0	0	0	-1	
5	Kyle Cuffe, Jr.	02:09	0-1	0-0	0-2	1 0 1	0 1	0	0	0	0	0	0	0	2	
20	Michael Jankovich	01:08	1-1	0-0	0-0	0 0 0	0 0	2	0	0	0	0	0	0	2	
Team						1 1 2		0								
Totals			36-69	9-22	8-15	16 27 43	13 9	89	24	9	8	5	1	25		

Technical Fouls: NONE

Shooting By Period		
1st FG%	18-40	45.0%
3PT%	6-17	35.3%
FT%	4-9	44.4%
2nd FG%	18-29	62.1%
3PT%	3-5	60.0%
FT%	4-6	66.7%
GM FG%	36-69	52.2%
3PT%	9-22	40.9%
FT%	8-15	53.3%

Dead Ball Rebounds: 4, 1

OMA		KAN		Points from Turnovers		OMA		KAN		Period by Period Scoring	
Biggest lead	2 (1st 16:23)	28 (2nd 5:28)		Turnovers	6	18		Paint	30	48	
Best Scoring Run	5 (1st 16:23)	15 (2nd 5:28)		Second Chance	7	15		Second Chance	7	15	
Lead Changes	2			Fast Breaks	8	22		Fast Breaks	8	22	
Times Tied	2			Bench	18	22		Bench	18	22	
Time with Lead	00:27	37:54									

2

#5/5 KANSAS 82, NORTH DAKOTA STATE 59

Nov. 10, 2022 | Lawrence, Kan. | Allen Fieldhouse (16,300)

North Dakota St. - 59			Record: 0-2													
NO.	Name		Min	FG M-A	3P M-A	FT M-A	Rebounds OR DR TOT	Fouls PF FD	TP	AS	TO	ST	Blocks BS BA	+/-		
4	Grant Nelson	F	24:53	3-10	1-5	4-6	2 7 9	3 6	11	0	5	0	2 1	-21		
23	Andrew Morgan	F	24:36	4-5	0-0	0-2	0 3 3	0 1	8	0	2	1	0 0	-16		
5	Luke Yoder	G	21:47	1-6	1-5	0-0	1 1 2	2 0	3	1	1	0	0 2	-11		
12	Lance Waddles	G	23:12	3-11	3-8	0-0	1 4 5	1 1	9	1	3	0	0 1	-16		
14	Boden Skunberg	G	28:45	4-8	1-2	1-1	0 1 1	0 4	10	4	1	1	1 1	-19		
2	Tajavisi Miller		18:29	3-7	2-5	0-0	0 1 1	1 0	8	2	0	0	0 0	-12		
10	Damari Wheeler-Thomas		18:13	0-5	0-3	2-2	0 1 1	2 2	2	3	1	0	0 1	-12		
22	Joshua Streit		15:31	1-1	0-0	0-0	2 2 4	1 0	2	0	0	0	0 0	-7		
33	Sam Hastreiter		15:07	1-2	1-2	1-2	1 2 3	0 2	4	1	0	0	0 0	-2		
11	Jacari White		07:40	1-3	0-2	0-0	0 2 2	0 0	2	1	0	0	0 0	-3		
24	Ryan Sletten		01:47	0-0	0-0	0-0	0 0 0	0 0	0	0	0	0	0 0	4		
Team							0 1 1		0		1					
Totals				21-58	9-32	8-13	7 25 32	10 16	59	13	14	2	3 6	-23		

Technical Fouls: NONE

Shooting By Period		
1st FG%	7-28	25.0%
3PT%	5-20	25.0%
FT%	0-0	0%
2nd FG%	14-30	46.7%
3PT%	4-12	33.3%
FT%	8-13	61.5%
GM FG%	21-58	36.2%
3PT%	9-32	28.1%
FT%	8-13	61.5%

Dead Ball Rebounds: 2, 1

Kansas - 82		Record: 2-0														
NO.	Name	Min	FG	3P	FT	Rebounds	Fouls	TP	AS	TO	ST	Blocks	BS	BA	+/	
10	Jalen Wilson	F 25:21	8-17	3-6	2-2	1 8 9	1 3	21	1	2	1	0	0	0	21	
24	KJ Adams, Jr.	F 16:55	2-4	0-0	0-2	0 2 2	2 1	4	1	1	0	0	0	1	8	
3	Dajuan Harris	G 21:41	2-4	0-1	1-1	0 2 2	1 1	5	5	0	2	2	0	0	17	
4	Gradey Dick	G 25:44	5-11	1-4	1-1	1 5 6	0 1	12	3	0	1	0	0	0	18	
15	Kevin McCullar	G 24:01	3-8	0-1	0-0	3 4 7	2 2	6	1	2	2	2	0	0	29	
0	Bobby Pettiford	18:37	1-1	0-0	0-0	1 0 1	1 0	2	8	1	0	0	0	0	14	
11	MJ Rice	18:16	5-10	0-2	0-2	2 2 4	4 1	10	2	1	1	0	0	0	1	
23	Ernest Udeh Jr.	11:31	4-5	0-0	0-0	1 3 4	1 0	8	0	0	1	0	0	0	2	
1	Joseph Yesufu	16:53	3-5	2-3	0-0	0 1 1	0 0	8	0	1	1	0	0	0	2	
21	Zach Clemence	06:26	0-3	0-2	0-0	0 2 2	2 0	0	0	0	0	0	0	0	3	
35	Zuby Ejorlor	06:57	1-2	0-0	1-2	4 3 7	1 1	3	1	0	0	0	0	1	2	
5	Kyle Cuffe, Jr.	04:04	0-1	0-0	0-0	0 0 0	0 0	0	0	0	0	0	0	0	-5	
20	Michael Jankovich	01:47	1-1	1-1	0-0	0 0 0	0 0	3	0	0	0	0	0	0	4	
22	Dillon Whitte	01:47	0-0	0-0	0-0	0 0 0	1 0	0	0	0	0	0	0	0	-4	
Team						0 1 1		0		0						
Totals			35-72	7-20	5-10	13 33 46	16 10	82	22	9	8	6	3	23		

Technical Fouls: Udeh Jr. 2nd 10:19

NDS		KAN		Points from Turnovers		NDS		KAN		Period by Period Scoring	
Biggest lead	0 (1st 20:00)	34 (2nd 10:44)		Turnovers	7	22		Paint	22	46	
Best Scoring Run	9 (2nd 8:57)	11 (1st 3:55)		Second Chance	4	10		Second Chance	4	10	
Lead Changes	0			Fast Breaks	2	14		Fast Breaks	2	14	
Times Tied	0			Bench	18	34		Bench	18	34	
Time with Lead	00:00	38:55									

3

#6/5 KANSAS 69, #7/8 DUKE 64

Nov. 15, 2022 | Indianapolis, Ind. | Gainbridge Fieldhouse (15,828)

Duke - 64		Record: 2-1														
NO. Name		Min	FG M-A	3P M-A	FT M-A	Rebounds O R T	Fouls FF FO	TP	AS	TO	ST	Blocks BS BA	+/-			
25	Mark Mitchell	F 30:30	3-7	0-0	1-2	2 3 5	3 1	7	0	3	0	0	2	-6		
15	Ryan Young	C 19:37	3-4	0-0	0-0	2 1 3	2 0	6	0	4	1	0	0	-2		
30	Kyle Filpowski	C 33:03	6-18	1-6	4-4	6 8 14	3 5	17	1	3	1	1	2	-3		
3	Jeremy Roach	G 39:37	6-17	1-5	3-4	1 3 4	2 8	16	1	3	1	0	5	-6		
5	Tyrese Proctor	G 28:09	3-9	1-5	2-2	1 2 3	2 2	9	3	3	0	0	2	-2		
1	Dereck Lively II	20:29	2-3	0-0	0-0	4 1 5	1 0	4	1	0	0	1	1	0		
2	Jaylen Blakes	18:24	1-5	0-2	3-4	0 3 3	2 2	5	2	1	0	0	1	-5		
13	Jacob Grandison	10:11	0-4	0-3	0-0	0 1 1	1 0	0	0	1	0	0	0	-1		
Team						5 3 8		0	0							
Totals			24-67	3-21	13-16	21 25 46	16 18	64	8	18	3	2 13	-5			

9

#9/9 KANSAS 91, SETON HALL 65

Dec. 1, 2022 | Lawrence, Kan. | Allen Fieldhouse (16,300)

Seton Hall - 65													Record: 4-4												
NO.	Name	Min	FG M-A	3P M-A	FT M-A	Rebounds OR DR TOT	Fouls PF FD	TP	AS	TO	ST	Blocks BS BA	+/-												
4	Tyrese Samuel	F 33:07	6-10	0-1	4-7	0 3 3	2 6	16	1	0	2	0 2	-19												
13	KC Ndefo	F 22:27	1-1	1-1	2-4	1 3 4	4 3 5	5	1	5	0	1 0	-17												
0	Kadary Richmond	G 36:38	5-9	0-1	7-9	2 3 5	1 5	17	5	7	1	0 1	-27												
2	Al-Amir Dawes	G 26:14	3-11	1-6	0-0	1 1 2	2 0	7	2	1	0	0 0	-22												
21	Femi Odukalé	G 26:08	1-3	0-1	2-6	2 3 5	2 4	4	1	2	0	1 0	-27												
1	Tray Jackson	11:23	2-6	0-2	1-1	0 1 1	2 1	5	0	1	0	0 0	-15												
15	Jamir Harris	21:31	1-3	0-2	1-3	1 0 1	0 2	3	1	0	0	0 0	-4												
22	Tae Davis	18:04	1-3	1-3	0-0	1 1 2	3 0	3	0	0	1	0 0	-6												
20	Jaquan Sanders	02:21	1-2	1-2	2-2	0 0 0	1 1	5	0	0	0	0 0	3												
50	Elijah Muhammad	01:14	0-0	0-0	0-0	0 0 0	0 0	0	0	0	0	0 0	2												
41	David Gabriel	00:53	0-0	0-0	0-0	0 0 0	0 0	0	0	0	0	0 0	2												
Team						1 1 2				0	0														
Totals			21-48	4-19	19-32	9 16 25	17 22	65	11	16	4	2 3	-26												

Shooting By Period			
1 st	FG%	10-22	45.5%
3 ^{PT} %	0-7	0.0%	
FT%	9-16	56.3%	
2 nd	FG%	11-26	42.3%
3 ^{PT} %	4-12	33.3%	
FT%	10-16	62.5%	
GM	FG%	21-48	43.8%
3 ^{PT} %	4-19	21.1%	
FT%	19-32	59.4%	

Dead Ball Rebounds: 50

Technical Fouls:Ndefo 2nd11:49

Kansas - 91			Record: 9-1												
NO.	Name	Min	FG M-A	3P M-A	FT M-A	Rebounds OR DR TOT	Fouls PF FD	TP	AS	TO	ST	Blocks BS BA	+/-		
10	Jalen Wilson	F 31:49	5-13	3-6	2-4	2 11 13	1 4	15	1	3	0	1 1	25		
24	KJ Adams, Jr.	F 16:10	4-5	0-0	3-3	0 0 0	4 2	11	3	2	3	1 0	9		
3	Dajuan Harris	G 31:20	5-6	0-0	0-0	1 1 3	1 10	7	1	3	0	0 0	30		
4	Grady Dick	G 28:30	4-9	1-3	6-6	2 2 4	3 2	15	3	2	2	0 1	26		
15	Kevin McCullar	G 35:07	6-10	3-4	2-2	3 7 10	2 3	17	1	1	4	0 0	30		
23	Ernest Udeh Jr.	12:10	4-4	0-0	2-2	1 1 2	2 1	10	1	0	1	0 0	15		
1	Joseph Yesufu	13:53	3-6	0-1	0 0	0 0 0	0 1	6	0	0	0	0 0	4		
35	Zuby Ejiofor	08:03	0-0	0-0	2-2	1 0 1	2 1	2	0	0	1	0 0	4		
11	MJ Rice	13:25	2-4	0-2	1-2	1 0 1	2 1	5	0	1	1	0 0	-3		
21	Zach Clemence	05:58	0-1	0-1	0 0	0 1 1	1 0	0	0	0	0	1 0	-5		
20	Michael Jankovich	02:21	0-0	0-0	0 0	0 0 0	0 0	0	0	0	0	0 0	-3		
22	Dillon Wilhite	01:14	0-0	0-0	0-0	0 0 0	2 0	0	0	0	0	0 0	-2		
Team						1 3 4				0	1				
Totals			33-58	7-17	18-21	11 26 37	22 16	91	16	11	15	3 2	26		

Shooting By Period		
1 st	FG% 15-31	48.4%
2 nd	FG% 4-11	36.4%
3 rd	FG% 6-7	85.7%
4 th	FG% 18-27	66.7%
GM	FG% 3-6	50.0%
FT%	12-14	85.7%
3PT%	33-58	56.9%
FT%	7-17	41.2%
3PT%	18-21	85.7%

Dead Ball Rebounds: 1,0

Technical Fouls:NONE

	SET	KAN
Biggest lead	1 (1 st 17:58)	31 (2 nd 1:41)
Best Scoring Run	9 (2 nd 8:05)	8 (1 st 3:58)
Lead Changes	2	0
Times Tied	2	0
Time with Lead	00:36	37:31

11

#8/6 KANSAS 95, #14/16 INDIANA 62

Dec. 17, 2022 | Lawrence, Kan. | Allen Fieldhouse (16,300)

Indiana - 62

Record: 8-3

NO.	Name	Min	FG M-A	3P M-A	FT M-A	Rebounds OR DR TOT	Fouls PF FD	TP	AS	TO	ST	Blocks BS BA	+/-
12	Miller Kopp	F 27:10	2-7	2-6	0-0	0 3 3	2 0	6	0	1	0	0 1	-18
23	Trayce Jackson-Davis	F 28:56	4-8	0-0	5-6	1 5 6	4 4	13	1	3	0	9 1	-15
25	Race Thompson	F 22:48	3-6	1-1	4-6	1 3 4	1 4	11	2	2	2	0 1	-16
0	Xavier Johnson	G 08:48	0-2	0-1	0-0	1 0 1	0 3	0	2	2	1	0 0	-7
1	Jalen Hood-Schifino	G 30:22	2-11	2-5	5-6	1 5 6	1 3	11	4	5	3	0 0	-21
32	Trey Galloway	25:24	2-2	0-0	0-0	2 1 3	1 0	4	2	4	0	0 0	-15
22	Jordan Geronimo	14:16	2-3	0-0	0-0	1 0 1	2 0	4	0	1	1	0 1	-3
53	Tamar Bates	20:43	2-8	1-5	0-0	0 3 3	3 0	5	1	3	1	0 0	-5
5	Malik Reneau	11:21	2-4	0-0	2-2	0 3 3	0 1	6	1	2	0	0 0	-9
11	CJ Gunn	05:31	1-2	0-1	0-0	0 0 0	0 0	2	0	0	1	0 0	-3
10	Kaleb Banks	04:41	0-0	0-0	0-0	0 0 0	0 0	0	0	0	0	0 0	-2
Team						2 0 2				0	0		
Totals			20-53	6-19	16-20	9 23 32	10 15	62	13	23	9	9 4	-22

Shooting By Period

1 st	FG%	10-30	33.3%
3 ^{PT}	5-14	35.7%	
FT	4-4	100%	
2 nd	FG%	10-23	43.5%
3 ^{PT}	1-5	20.0%	
FT	12-16	75%	
GM FG%	20-53	37.7%	
3 ^{PT}	6-19	31.6%	
FT	16-20	80.0%	

Dead Ball Rebounds: 3, 0

Technical Fouls: NONE

Technical Fouls:NONE

Kansas - 84													Record: 10-1												
NO.	Name	Min	FG M-A	3P M-A	FT M-A	Rebounds OR DR TOT	Fouls PF FD	TP	AS	TO	ST	Blocks BS BA	+/-												
10	Jalen Wilson	F 32:51	4-18	1-6	2-2	2 6 8	2 2	11	1	3	2	0 4	20												
24	KJ Adams, Jr.	F 25:53	4-6	0-0	3-3	1 1 2	3 3	11	2	1	2	1 2	25												
3	Dajuan Harris	G 27:55	5-8	0-1	0 0	2 0 2	2 10	10	3	3	0	1 0	18												
4	Grady Dick	G 32:54	8-12	4-5	0 0	1 5 6	1 2	20	0	1	5	1 0	22												
15	Kevin McCullar	G 31:39	5-11	1-3	0 0	1 10 11	3 1	11	1	2	5	1 1	20												
0	Bobby Pettiford	22:06	4-5	0-0	2-2	1 1 2	2 2	10	4	3	0	0 0	6												
35	Zuby Ejiofor	12:14	4-5	0-0	0 0	1 1 2	1 0	8	0	0	0	1 1	-2												
1	Joseph Yesufu	07:04	0-2	0-0	0 0	0 1 1	0 0	0	0	0	0	0 0	5												
11	MJ Rice	01:53	0-0	0-0	0 0	0 0 0	0 0	0	0	0	0	0 0	-1												
21	Zach Clemence	01:53	0-0	0-0	0 0	0 0 0	0 1	0	0	1	0	0 0	-1												
31	Cam Martin	01:53	1-1	1-1	0-0	0 0 0	1 0	3	0	0	0	0 0	-1												
23	Ernest Udeh Jr.	01:45	0-0	0-0	0-0	0 0 0	0 0	0	0	0	0	0 0	-1												
Team						1 0 1		0	0																
Totals			35-68	7-16	7-7	10 25 35	15 10	84	19	14	17	4 9	22												

Shooting By Period			
1st	FG%	17-28	60.7%
	3PT%	5-9	55.6%
	FT%	5-5	100%
2nd	FG%	18-40	45.0%
	3PT%	2-7	28.6%
	FT%	2-2	100%
GM	FG%	35-68	51.5%
	3PT%	7-16	43.8%
	FT%	7-7	100.0%
Dead Ball Rebounds: 0			

Technical Fouls: NONE

Technical Fouls:NONE

	IND	KAN
Biggest lead	0 (1 st 20:00)	24 (2 nd 5:00)
Best Scoring Run	6 (2 nd 18:51)	8 (1 st 2:32)
Lead Changes	0	0
Times Tied	0	0
Time with Lead	00:00	38:46

10

#9/9 KANSAS 95, RV/RV MISSOURI 67

Dec. 10, 2022 | Columbia, Mo. | Mizzou Arena (15,061)

#6/6 Kansas - 95													Record: 9-1												
NO.	Name	Min	FG M-A	3P M-A	FT M-A	Rebounds OR DR TOT	Fouls PF FD	TP	AS	TO	ST	Blocks BS BA	+/-												
10	Jalen Wilson	F 33:25	7-16	3-7	7-8	3 7 10	3 4	24	2	1	3	0 0	31												
24	KJ Adams, Jr.	F 32:15	9-11	0-0	1-2	3 3 6	2 2	19	3	3	2	1 0	27												
3	Dajuan Harris	G 32:27	2-2	0-0	2-2	0 2 2	2 3	6	9	2	2	0 0	33												
4	Grady Dick	G 31:34	6-11	3-5	1-2	0 7 7	3 2	16	5	3	1 0	1 25													
15	Kevin McCullar	G 28:17	8-12	2-6	3-3	1 3 4	2 5	21	3	2	5	0 0	20												
0	Bobby Pettiford	11:59	1-2	0-0	0-0	0 2 2	2 1	2	1	0	0	0 0	5												
23	Ernest Udeh Jr.	02:55	0-0	0-0	0-0	0 0 0	1 1	0	1	0	0	0 0	5												
1	Joseph Yesufu	14:56	1-3	1-2	1-2	0 0 0	2 1 4	0	1	0	0	0 0	-5												
11	MJ Rice	03:46	0-1	0-1	0-0	0 0 0	1 0	0	0	0	0	0 0	-2												
31	Cam Martin	02:16	0-1	0-0	0-0	0 0 0	0 1	0	0	0	0	0 0	-6												
21	Zach Clemence	02:34	0-0	0-0	0-0	0 0 0	0 0	0	0	0	0	0 0	2												
35	Zuby Ejiofor	02:02	0-1	0-0	0-0	0 3 3	1 0	0	0	1	0	0 0	-1												
20	Michael Jankovich	00:47	1-1	1-1	0-0	0 0 0	0 0	3	0	0	0	0 0	3												
22	Dillon Wilhite	00:47	0-0	0-0	0-0	0 0 0	0 0	0	0	0	0	0 0	3												
Team						1 0 1			0			1													
Totals			35-61	10-22	15-19	8 27 35	19 20	95	24	14	13	1 2	28												
<div>Shooting By Period</div> <div>1st FG% 20-31 64.5% 3PT% 6-10 60.0% FT% 4-6 66.7%</div> <div>2nd FG% 15-30 50.0% 3PT% 4-12 33.3% FT% 11-13 84.6%</div> <div>GM FG% 35-61 57.4% 3PT% 10-22 45.5% FT% 15-19 78.9%</div> <div>Dead Ball Rebounds: 0</div>																									

Technical Fouls:NONE

Missouri - 67													Record: 9-1												
NO.	Name	Min	FG M-A	3P M-A	FT M-A	Rebounds OR DR TOT	Fouls PF FD	TP	AS	TO	ST	Blocks BS BA	+/-												
24	Kobe Brown	F 19:30	1-5	0-1	2-2	2 4 6	3 2	4	0	3	0	0 0	-17												
35	Noah Carter	F 23:17	4-8	1-3	3-4	2 5 7	3 4	12	0	2	0	1 0	-10												
4	DeAndre Gholston	G 23:02	4-11	0-1	3-4	1 1 2	4 5	11	0	4	1	0 0	-30												
5	D'Moi Hodge	G 28:11	4-10	4-9	3-6	1 6 7	3 3	15	1	1	2	0 0	-30												
10	Nick Honor	G 31:48	6-8	1-2	2-2	0 0 0	2 1	15	5	3	1	0 0	-21												
2	Tre Gornall	15:56	2-5	0-1	2-5	2 1 3	1 4	6	1	6	0	0 0	-14												
55	Sean East II	26:07	1-5	0-2	0 0	1 1 3	3 0	2	1	2	0	0 0	-9												
23	Aidan Shaw	22:24	1-3	0-1	0-0	0 0 0	1 0	2	0	0	1	1 1	1												
13	Ronnie DeGray III	08:58	0-2	0-0	0-0	2 1 3	0 0	0	0	0	0	0 0	-7												
31	Ben Sternberg	00:47	0-0	0-0	0-0	0 0 0	0 0	0	0	0	0	0 0	-3												
Team						2 2 4		0	0																
Totals		23:57	6-20	15-23	12 21 33	20 19	67	8	21	5	2	1	-28												

Shooting By Period		
1st	FG%	12-36 33.3%
	3PT%	3-13 23.1%
	FT%	6-9 66.7%
2nd	FG%	11-21 52.4%
	3PT%	3-7 42.9%
	FT%	9-14 64.3%
GM	FG%	23-57 40.3%
	3PT%	6-20 30.0%
	FT%	15-23 65.2%

Dead Ball Rebounds: 31

Technical Fouls: NONE

13

#4/4 KANSAS 69, OKLAHOMA STATE 67
Dec. 31, 2022 | Lawrence, Kan. | Allen Fieldhouse (16,300)

Oklahoma St. - 67													Record: 8-5 (0-1)									
NO.	Name	Min	FG M-A	3P M-A	FT M-A	Rebounds OR DR TOT	Fouls PF FD	TP	AS	TO	ST	Blocks BS BA	+/-									
22	Kalib Boone	F 22:11	1-4	0-0	0-0	2 5 7	1 0	2	2	1	0	1	-6									
33	Moussa Cisse	C 24:52	2-5	0-0	0-1	3 3 6	1 3	4	2	0	1	2	0									
0	Avery Anderson, III	G 31:47	1-5	0-3	0-0	0 4 4	0 2	2	2	3	2	0	0 3									
1	Bryce Thompson	G 29:14	7-13	7-10	2-2	0 1 1	4 2	23	1	3	0	0	1 0									
51	John-Michael Wright	G 33:27	6-15	4-9	3-4	0 4 4	1 4	19	3	4	1	0	0 -2									
23	Tyreek Smith	16:09	2-2	0-0	0-1	1 1 2	1 2	4	1	0	0	1	0 -1									
2	Chris Harris Jr.	15:29	1-3	1-2	0-0	0 0 0	2 0	3	0	0	1	0	0 -8									
4	Woody Newton	10:16	2-5	0-3	1-1	1 2 3	2 2	5	0	0	0	0	0 -3									
5	Caleb Asberry	16:35	1-2	1-2	2-2	0 2 2	3 2	5	2	0	0	1	0 6									
Team						3	0	3	0	2												
Totals						23-54	13-29	8-11	10	22	32	15	17	67	13	13	5	2	-2			
Technical Fouls:NONE																						

Shooting By Period		
1 st	FG%	16-29 55.2%
2 nd	FG%	9-18 50.0%
	FT%	4-6 66.7%
3 rd	FG%	7-25 28.0%
	FT%	4-11 36.4%
	FT%	4-5 80%
GM FG%	23-54	42.6%
	FT%	13-29 44.8%
	FT%	8-11 72.7%
Dead Ball Rebounds: 0-0		

Kansas - 69			Record: 1-1 (1-0)																	
NO.	Name	Min	FG M-A	3P M-A	FT M-A	Rebounds OR DR TOT	Fouls PF FD	TP	AS	TO	ST	Blocks BS BA	+/-							
10	Jalen Wilson	F 35:41	7-17	3-8	3-5	1 3 4	1 5	20	2	1	0	1	1 4							
24	KJ Adams, Jr.	F 23:22	6-6	0-0	2-3	3 1 4	4 3	14	1	4	1	0 0	-2							
3	Dajuan Harris	G 33:23	2-6	2-2	0-0	0 3 3	0 1	6	9	1	1	0 1	2							
4	Gradey Dick	G 32:47	3-9	2-4	0-0	3 6 9	4 2	8	4	1	1	0 1	-2							
15	Kevin McCullar	G 33:02	2-6	2-4	1-2	0 5 5	4 2	7	1	5	2	1 0	6							
0	Bobby Pettiford	09:09	1-1	0-0	0-0	1 1 2	0 0	2	0	0	0	0 0	2							
35	Zuby Ejiofor	09:30	2-4	0-0	0-0	1 2 3	1 1	4	0	0	0	0 1	8							
1	Joseph Yesufu	13:33	2-6	2-5	0-0	0 2 2	1 1	6	0	0	0	0 1	1							
21	Zach Clemence	04:41	0-0	0-0	0-0	0 0 0	0 0	0	0	0	0	0 0	1							
11	MJ Rice	02:24	0-0	0-0	0-0	0 0 0	1 0	0	0	0	1	0 0	-5							
31	Cam Martin	02:27	1-1	0-0	0-0	1 0 1	1 0	2	0	0	0	0 0	-5							
23	Ernest Udeh Jr.	00:01	0-0	0-0	0-0	0 0 0	0 0	0	0	0	1	0 0	0							
Team						1 1 2		0	0											
Totals						26-56	11-23	6-10	11	24	35	17	15	69	17	12	7	2	5	2
Technical Fouls:NONE																				

Shooting By Period			
1 st FG%	12-24	50.0%	
3PT%	4-6	66.7%	
FT%	2-4	50%	
2 nd FG%	14-32	43.8%	
3PT%	7-17	41.2%	
FT%	4-6	66.7%	
GM FG%	26-56	46.4%	
3PT%	11-23	47.8%	
FT%	6-10	60.0%	
Dead Ball Rebounds: 1.0			

	OSU	KAN
Biggest lead	15 (1 st 0:38)	3 (2 nd 8:17)
Best Scoring Run	8 (1 st 9:15)	11 (2 nd 13:31)
Lead Changes	6	
Times Tied	5	
Time with Lead	27:10	07:57

Points from		OSU	KAN
Turnovers		22	7
Paint		18	24
Second Chance		15	19
Fast Breaks		6	1
Bench		17	14

Period by Period Scoring			
	1st	2nd	TOT
OSU	45	22	67
KAN	30	39	69

14

#3/3 KANSAS 75, -/RV TEXAS TECH 72
Jan. 3, 2023 | Lubbock, Texas | United Supermarkets Arena (14,385)

Kansas - 75													Record: 13-1 (2-0)												
NO.	Name	Min	FG M-A	3P M-A	FT M-A	Rebounds OR DR TOT	Fouls PF FD	TP	AS	TO	ST	Blocks BS BA	+/-												
10	Jalen Wilson	F 38:31	6-16	3-9	1-2	1 5 6	3 1	16	3	1	1	0	1	4											
24	KJ Adams, Jr.	F 30:39	7-13	0-0	0-0	4 1 5	2 0	14	2	2	1	1	3	-4											
3	Dajuan Harris	G 35:58	6-7	5-5	1-2	0 1 1	1 1	18	3	3	2	0	0	0											
4	Gradey Dick	G 31:13	5-11	1-5	0-0	3 5 8	1 2	11	3	3	3	0	0	-2											
15	Kevin McCullar	G 27:20	3-9	1-3	0-0	1 1 2	3 1	7	3	1	1	0	0	-5											
0	Bobby Pettiford	24:34	3-6	1-2	0-0	0 4 4	1 1	7	6	2	0	0	1	14											
35	Zuby Ejiofor	05:29	0-0	0-0	0-0	0 1 1	0 0	0	1	0	0	2	0	9											
11	MJ Rice	02:24	0-0	0-0	0-0	0 0 0	0 0	0	1	0	0	0	0	1											
31	Cam Martin	03:52	1-1	0-0	0-0	1 0 1	0 0	2	0	0	0	0	0	-2											
Team						1 3 4	0 0																		
Totals						31-63	11-24	2-4	11	21	32	11	6	75	22	12	8	3	5	3					
Technical Fouls:NONE																									

Shooting By Period			
1st FG	18-32	56.3%	
3PT	7-14	50.0%	
FT	0-0	0%	
2nd FG	13-31	41.9%	
3PT	4-10	40.0%	
FT	2-4	50.0%	
GM FG	31-63	49.2%	
3PT	11-24	45.8%	
FT	2-4	50.0%	
Dead Ball Rebounds: 1.			

Texas Tech - 72			Record: 10-4 (0-2)																
NO.	Name	Min	FG M-A	3P M-A	FT M-A	Rebounds OR DR TOT	Fouls PF FD	TP	AS	TO	ST	Blocks BS BA	+/-	Shooting By Period					
0	Kevin Obanor	F 36:56	8-14	4-8	6-7	2 5 7	3 7	26	2	4	1	2	0	-5	1 st FG%	14-32	43.8%		
12	Daniel Batcho	F 26:27	3-6	0-0	0-1	3 3 6	1 1	6	1	1	0	3	0	6	3PT%	5-11	45.5%		
2	Pop Isaacs	G 33:51	6-14	4-9	2-2	0 1 1	1 1	18	2	2	2	0	1	-3	FT%	3-3	100%		
20	Jaylon Tyson	G 36:03	4-8	2-2	0-0	1 8 9	1 0	10	3	3	3	0	1	3	2 nd FG%	12-23	52.2%		
23	De'Vion Harmon	G 25:10	1-5	0-1	2-2	0 0 0	0 2	4	0	3	0	0	1	-7	3PT%	5-10	50.0%		
5	KJ Allen	12:37	1-1	0-0	0-0	1 0 1	0 0	2	0	1	0	0	0	-3	FT%	7-9	77.8%		
1	Lamar Washington	20:59	2-5	0-0	0-0	3 3 3	0 0	4	2	0	0	0	0	4	GM FG%	26-55	47.3%		
22	Elijah Fisher	02:40	0-0	0-0	0-0	0 0 0	0 0	0	0	0	0	0	0	-5	3PT%	10-21	47.6%		
4	Robert Jennings	03:53	1-1	0-0	0-0	0 1 1	0 0	2	0	0	0	0	0	-4	FT%	10-12	83.3%		
24	Kerwin Walton	01:24	0-1	0-1	0-0	0 0 0	0 0	0	0	0	0	0	0	-1	Dead Ball Rebounds: 3				
Team						0 0 0		0	0	1									
Totals			26-55	10-21	10-12	7 21 28	6 11	72	10	15	6	5	3	-3	Technical Fouls:NONE				

	KAN	TTU
Biggest lead	12 (2 nd 16:34)	8 (1 st 16:47)
Best Scoring Run	9 (1 st 2:09)	11 (1 st 16:47)
Lead Changes	9	
Times Tied	3	
Time with Lead	28:23	09:36

Points from		KAN	TTU
Turnovers		22	17
Paint		30	30
Second Chance		9	7
Fast Breaks		8	5
Bench		9	8

Period by Period Scoring			
	1st	2nd	TOT
KAN	43	32	75
TTU	36	36	72

15

#3/3 KANSAS 76, RV/RV WEST VIRGINIA 62
Jan. 7, 2023 | Morgantown, W.Va. | WVU Coliseum (14,135)

Kansas - 76													Record: 14-1 (3-0)												
NO. Name		Min	FG M-A	3P M-A	FT M-A	Rebounds OR DR TOT			Fouls PF FD		TP	AS	TO	ST	Blocks BS BA		+/-								
10	Jalen Wilson	F 33:43	4-12	2-6	4-4	3	11	14	2	4	14	2	4	0	0	0	8								
24	KJ Adams, Jr.	F 29:31	4-9	0-0	6-8	3	0	3	5	4	14	0	1	0	2	0	16								
3	Dajuan Harris	G 31:13	4-10	3-6	0-0	0	3	3	3	0	11	4	0	1	0	1	12								
4	Gradey Dick	G 25:48	4-7	4-6	4-4	2	3	5	4	2	16	2	0	1	0	0	16								
15	Kevin McCullar	G 38:05	4-12	2-4	2-2	1	7	8	2	1	12	2	2	3	0	2	16								
0	Bobby Pettiford	18:29	2-3	0-0	1-1	1	2	3	3	2	5	2	2	0	0	0	2								
35	Zuby Ejiofor	04:03	0-0	0-0	0-0	0	2	2	1	0	0	0	1	0	1	0	-1								
1	Joseph Yesufu	15:57	1-3	0-2	0-0	0	2	2	2	1	2	0	2	1	0	0	-3								
21	Zach Clemence	03:11	1-1	0-0	0-0	0	0	0	2	0	2	0	0	0	0	0	4								
Team						1	2	3			0	1													
Totals						24-57	11-24	17-19	11	32	43	24	14	76	12	13	6	3	3	14					
Technical Fouls:NONE																									
													Shooting By Period												
													1 st FG% 13-31 41.9%												
													3PT% 7-14 50.0%												
													FT% 9-11 81.8%												
													2 nd FG% 11-26 42.3%												
													3PT% 4-10 40.0%												
													FT% 8-8 100%												
													GM FG% 24-57 42.1%												
													3PT% 11-24 45.8%												
													FT% 17-19 89.5%												
													Dead Ball Rebounds: 10												

West Virginia - 62													Record: 10-5 (0-3)												
NO. Name		Min	FG M-A	3P M-A	FT M-A	Rebounds DR OT	Fouls PF TT	TP	AS	TO	ST	Blocks BS BA	+/-	Shooting By Period											
1	Emmitt Matthews Jr.	F 30:56	3-6	1-4	4-5	1	3	4	1	3	11	0	1	1	0	0	-13	1st FG% 12-30 40.0%							
3	Tre Mitchell	F 33:07	5-12	2-6	3-4	2	3	5	3	6	15	1	3	1	0	0	-15	3PT% 3-11 27.3%							
13	Jimmy Bell Jr.	F 14:51	2-3	0-0	2-2	3	2	5	2	2	6	1	1	0	0	0	-12	FT% 8-11 72.7%							
5	Joe Toussaint	G 35:34	2-10	1-3	3-5	1	3	4	1	3	8	5	2	0	0	1	-10	2nd FG% 8-27 29.6%							
10	Erik Stevenson	G 28:43	4-19	0-5	4-5	1	2	3	3	4	12	3	3	1	0	1	-18	3PT% 1-9 11.1%							
11	Mohamed Wague	05:51	0-1	0-0	0-0	0	0	0	0	0	0	1	0	0	1	0	-4	FT% 10-17 58.8%							
2	Kobe Johnson	10:19	1-1	0-0	0-2	0	1	1	1	2	0	0	0	0	1	0	3	GM FG% 20-57 35.1%							
14	Seth Wilson	19:26	2-3	0-1	0-0	1	1	0	0	4	0	0	0	0	0	0	4	3PT% 4-20 20.0%							
32	James Okonkwo	18:38	1-1	0-0	2-5	1	5	6	2	5	4	0	0	0	2	0	3	FT% 18-28 64.3%							
22	Josiah Harris	01:55	0-1	0-1	0-0	0	0	0	1	0	0	0	0	0	0	0	-7	Dead Ball Rebounds: 3							
24	Pat Suemnick	00:40	0-0	0-0	0-0	0	0	0	0	0	0	0	0	0	0	0	-1								
Team						3	3	6			0		0												
Totals			20-57	4-20	18-28	12	23	35	14	24	62	10	11	3	3	3	-14								
Technical Fouls: Matthews Jr. 1 st 3:04																									

21

#9/9 KANSAS 77, #RV/RV KENTUCKY 68
Jan. 28, 2023 | Lexington, Ky. | Rupp Arena (20,418)

Kansas - 77		Record: 17-4												
NO. Name	Min	FG M-A	3P M-A	FT M-A	Rebounds OR DR TOT	Fouls PF FD	TP	AS	TO	ST	Blocks BS BA	+/-		
10 Jalen Wilson	F 38:43	9-18	2-3	2-2	1 7 8	1 4	22	2	1	2	0 1	5		
24 KJ Adams, Jr.	F 24:36	8-10	0-0	1-1	1 1 2	4 2	17	3	1	2	0 0	6		
3 Dajuan Harris	G 37:24	3-8	2-4	0-0	1 1 1	2 0	8	8	2	0 0	0 0	8		
4 Gradey Dick	G 33:10	4-11	1-5	4-4	0 5 5	2 4	13	2	3	2	0 1	10		
15 Kevin McCullar	G 33:56	4-10	1-2	2-3	3 9 12	3 4	11	2	2	2	1 1	10		
1 Joseph Yesufu	G 02:52	0-1	0-1	0-0	0 0 0	0 0	0	0	0	0	0 0	-2		
35 Zuby Ejiofor	03:38	1-1	0-0	0 0 0	1 0 1	2 0	2	0	0	0 0	0 0	-3		
0 Bobby Pettiford	08:56	0-0	0-0	0 0 0	0 0 0	1 0	0	1	1	0 0	0 0	1		
23 Ernest Udeh Jr.	11:46	2-2	0-0	0 0 0	2 2 2	2 0	4	0	0	1 0	0 0	6		
11 MJ Rice	04:59	0-2	0-1	0-0	0 0 0	1 0	0	0	0	0 1	0 0	4		
Team					2 1 3		0							
Totals		31-63	6-16	9-10	8 26 34	18 14	77	18	10	9	2 3	9		

Shooting By Period		
1 st FG%	17.35	48.6%
3PT%	2.7	28.6%
FT%	5.5	100%
2 nd FG%	14.28	50.0%
3PT%	4.9	44.4%
FT%	4.5	80%
GM FG%	31.63	49.2%
3PT%	6.16	37.5%
FT%	9.10	90.5%
Dead Ball Rebounds: 0.0		

Kentucky - 68		Record: 14-7												
NO.	Name	Min	FG M-A	3P M-A	FT M-A	Rebounds OR DR TOT	Fouls PF FD	TP	AS	TO	ST	Blocks BS BA	+/-	
0	Jacob Toppin	F 31:45	6-11	0-1	2-4	0 4 4	4 2	14	2	1	0	0	-7	
24	Chris Livingston	F 17:20	4-5	0-1	0-0	0 2 2	1 0	8	0	1	0	1	-7	
34	Oscar Tshiebwe	F 34:05	6-9	0-0	6-8	2 7 9	3 6	18	4	3	1	1	-6	
1	CJ Fredrick	G 29:09	1-8	0-5	0-0	0 0 0	0 1	2	2	2	1	0	-1	
22	Cason Wallace	G 37:15	4-7	2-3	4-5	0 6 6	3 5	14	5	2	5	1	-8	
12	Antonio Reeves	30:02	3-9	0-3	4-4	0 2 2	2 2	10	3	1	0	0	-6	
2	Sahvir Wheeler	14:29	1-2	0-0	0-0	0 1 1	1 1	2	0	0	0	0	-7	
55	Lance Ware	05:55	0-0	0-0	0-2	0 2 2	0 1	0	0	0	0	0	-3	
Team						2 1 3		0		1				
Totals						25-51	2-13	16-23	4 25 29	14 18	68 16	11 7	3 2 -9	
Technical Fouls:NONE														

Shooting By Period		
1 st FG%	15-27	55.6%
3PT%	0-6	0.0%
FT%	4-11	36.4%
2 nd FG%	10-24	41.7%
3PT%	2-7	28.6%
FT%	12-12	100%
GM FG%	25-51	49.0%
3PT%	2-13	15.4%
FT%	16-23	69.6%

Dead Ball Rebounds: 3, 0

	KAN	UKY	Points from Turnovers	KAN	UKY	Period by Period Scoring
Biggest lead	9 (1 st 2:31)	5 (1 st 16:03)	10	9		1st 2nd TOT
Best Scoring Run	6 (1 st 3:42)	5 (1 st 16:03)	Paint	40	38	KAN 41 36 77
Lead Changes	5		Second Chance	11	0	UKY 34 34 68
Times Tied	3		Fast Breaks	4	10	
Time with Lead	30:11	08:24	Bench	6	12	

22

#8/8 KANSAS 90, #7/6 KANSAS STATE 78
Jan. 31, 2023 | Lawrence, KS. | Allen Fieldhouse (16,300)

Kansas St. - 78		Record: 18-4 (6-3)													
NO.	Name	Min	FG	3P	FT	Rebounds	Fouls	TP	AS	TO	ST	Blocks	+/-		
			M-A	M-A	M-A	OR	DR	PF	FD			BS	BA		
3	David N'Guessan	F 20:27	2-6	0-0	6-8	4	2	6	4	5	10	1	0	0	-6
11	Keyontae Johnson	F 35:33	7-19	2-4	6-7	0	12	12	4	4	22	0	0	4	-11
35	Nae'Owan Tomlin	F 31:53	4-7	1-2	2-2	1	7	8	2	1	11	1	3	0	-6
1	Markquis Nowell	G 38:55	5-18	3-11	10-11	0	3	3	3	7	23	4	5	2	-13
5	Cam Carter	G 18:31	1-4	1-2	0-0	1	3	4	2	0	3	2	2	1	-3
13	Desi Sills	35:09	0-1	0-1	7-8	0	3	3	3	5	7	2	1	1	-9
25	Ismael Massoud	14:06	1-3	0-1	0-0	1	1	2	4	1	2	0	0	0	-17
4	Tykei Greene	02:01	0-0	0-0	0-0	0	0	0	0	0	0	0	0	0	3
23	Abayomi Iyola	03:25	0-1	0-0	0-0	0	1	1	1	0	0	0	0	1	0
Team						2	1	3			0				
Totals			20-59	7-21	31-36	9	33	42	24	23	78	10	13	4	-12
Technical Fouls:Coach 1 st 11:40															

Shooting By Period		
1 st	FG%	11-30 36.7%
	3PT%	5-14 35.7%
	FT%	10-12 83.3%
2 nd	FG%	9-29 31.0%
	3PT%	2-7 28.6%
	FT%	21-24 87.5%
GM	FG%	20-59 33.9%
	3PT%	7-21 33.3%
	FT%	31-36 86.1%
Dead Ball Rebounds: 4,0		

Kansas - 90		Record: 18-4 (6-3)												
NO. Name	Min	FG M-A	3P M-A	FT M-A	Rebounds OR DR TOT	Fouls PF FD	TP	AS	TO	ST	Blocks BS BA	+/-		
10 Jalen Wilson	F 38:41	5-15	4-9	6-8	1 7 8	3 4	20	4	5	1	0 0	6		
24 KJ Adams, Jr.	F 18:16	4-6	0-0	0-1	2 1 3	3 1	8	1	1	0	1 0	-5		
3 Dajuan Harris	G 33:59	7-12	2-6	2-4	0 0 0	3 5	18	2	1	0	1 0	8		
4 Gradey Dick	G 26:40	2-8	1-3	4-4	1 4 5	4 1	9	1	1	1	0 0	15		
15 Kevin McCullar	G 30:00	2-10	2-3	10-12	3 10 13	5 6	16	4	0	2	1 1	11		
23 Ernest Udeh Jr.	09:57	1-1	0-0	1-2	3 3 6	4 3	3	0	0	1	3 0	2		
1 Joseph Yesufu	14:28	1-7	1-4	2-3	0 0 0	0 2	5	1	0	1	0 1	6		
0 Bobby Pettiford	12:32	3-4	0-0	0-0	1 3 4	0 0	6	1	0	0	0 0	4		
21 Zach Clemence	15:27	2-4	1-2	0-1	0 3 3	1 1	5	1	1	2	3 0	13		
Team					2 0 2		0							
Totals		27-67	11-27	25-35	13 31 44	23 23	90	15	9	8	9 2	12		
Technical Fouls:Yesufu 1 st 0:54														

Shooting By Period		
1 st FG%	14-34	41.2%
2 nd FG%	8-16	50.0%
3 rd FG%	13-17	76.5%
4 th FG%	13-33	39.4%
FT%	3-11	27.3%
FT%	12-18	66.7%
GM FG%	27-67	40.3%
3PT%	11-27	40.7%
FT%	25-35	71.4%

Dead Ball Rebounds: 4,0

	KSU	KAN	Points from Turnovers	KSU	KAN	Period by Period Scoring
Biggest lead	3 (1 st 16:24)	16 (2 nd 11:05)	12	21		1st 2nd TOT
Best Scoring Run	10 (1 st 6:53)	8 (1 st 8:59)	Paint	20	28	KSU 37 41 78
Lead Changes	2		Second Chance	6	11	KAN 49 41 90
Times Tied	2		Fast Breaks	12	21	
Time with Lead	01:02	36:32	Bench	9	19	

23

AT #13/13 IOWA STATE 68, #8/8 KANSAS 53
Feb. 4, 2023 | Ames, Iowa | Hilton Coliseum (13,267)

#8 Kansas - 53

Record: 16-6 (6-4)

NO.	Name	Min	FG M-A	3P M-A	FT M-A	Rebounds OR DR TOT	Fouls PF FD	TP	AS	TO	ST	Blocks BS BA	+/-
10	Jalen Wilson	F 39:12	7-16	3-8	9-11	1 8 9	2 9	26	2	4	0	0	-13
24	KJ Adams, Jr.	F 32:57	3-6	0-0	1-2	1 3 4	0 2	7	3	1	0	1	-10
3	Dajuan Harris	G 33:39	1-5	0-3	0-0	0 3 3	1 1	2	3	2	2	1	-18
4	Gradey Dick	G 30:18	2-6	1-4	2-2	0 1 1	2 1	7	0	5	0	0	-9
15	Kevin McCullar	G 23:19	1-4	0-2	0-1	2 9 11	4 5	2	1	3	1	1	-7
1	Joseph Yesufu	19:27	3-6	2-5	0-0	0 1 1	3 0	8	0	0	1	0	-7
0	Bobby Pettiford	07:34	0-1	0-1	0-0	0 0 0	0 0	0	3	3	0	0	-2
23	Ernest Udeh Jr.	06:42	0-0	0-0	1-2	1 1 2	2 1	1	0	2	1	0	-3
11	MJ Rice	04:24	0-0	0-0	0-0	0 1 1	0 0	0	0	0	0	0	-5
21	Zach Clemence	00:21	0-0	0-0	0-0	0 0 0	0 0	0	0	0	1	0	-2
20	Michael Jankovich	02:07	0-0	0-0	0-0	0 0 0	0 0	0	0	0	0	0	1
Team						0 0 0		0		0			
Totals			17-44	6-23	13-18	5 27 32	16 19	53	12	20	5	4 0	-15

Shooting By Period

1 st FG%	8-25	32.0%
3 ^{PT} FG%	4-14	28.6%
FT%	1-2	50%
2 nd FG%	9-19	47.4%
3 ^{PT} %	2-9	22.2%
FT%	12-16	75%
GM FG%	17-44	38.6%
3 ^{PT} %	6-23	26.1%
FT%	13-18	72.2%

Dead Ball Rebounds: 3, 1

#13 Iowa State - 68

Record: 16-6 (7-3)

Technical Fouls:NONE

NO. Name	Min	FG M-A	3P M-A	FT M-A	Rebounds OR DR TOT	Fouls PF FD	TP	AS	TO	ST	Blocks BS BA	+/-	
21 Osun Osunniyi	C 23:29	6-8	0-0	1-2	1 4 5	0 4	3	13	1	3	0	0	13
2 Caleb Grill	G 37:23	3-10	1-7	2-2	0 2 2	0 4	9	4	1	2	0	1	21
3 Tamin Lipsey	G 33:02	4-9	0-3	1-2	4 4 8	1 3	9	10	2	3	0	1	16
13 Jaren Holmes	G 31:34	5-10	4-6	1-2	0 6 6	3 2	15	2	2	1	0	1	8
22 Gabe Kalscheur	G 32:05	3-7	2-4	0-1	0 2 2	3 2	8	1	1	1	0	0	12
5 Aljaz Kunc	10:36	0-3	0-3	0-0	0 0 0	0 4	2	0	1	0	1	0	-7
12 Robert Jones	16:31	2-7	0-0	0-0	1 1 2	2 0	4	0	0	1	0	1	2
0 Tre King	15:20	5-7	0-0	0-0	1 4 5	2 0	10	0	0	0	0	0	10
Team					1 1 2		0						
Totals		28-61	7-23	5-9	8 24 32	19 16	68	19	10	9	0	4	15

Shooting By Period

1st FG% 15.31 48.4%

3PT% 2.9 22.2%

FT% 1.2 50.0%

2nd FG% 13.30 43.3%

3PT% 5.14 35.7%

FT% 4.7 57.1%

GM FG% 28.61 45.9%

3PT% 7.23 30.4%

FT% 5.9 55.6%

Dead Ball Rebounds: 1, 0

Technical Fouls:NONE

	KAN	ISU	Points from Turnovers	KAN	ISU	Period by Period Scoring
Biggest lead	1 (1 st 19:34)	19 (2 nd 8:29)	8	19		1st 2nd TOT
Best Scoring Run	8 (2 nd 16:03)	7 (1 st 16:45)	Paint	16	36	KAN 21 32 53
Lead Changes	2		Second Chance	3	12	ISU 33 35 68
Times Tied	0		Fast Breaks	3	6	
Time with Lead	01:03	38:46	Bench	9	14	

24

#9/8 KANSAS 88, #5/6 TEXAS 80
Feb. 6, 2023 | Lawrence, Kansas | Allen Fieldhouse (16,300)

Texas - 80		Record: 19-5 (8-3)												
NO.	Name	Min	FG M-A	3P M-A	FT M-A	Rebounds OR DR TOT	Fouls PF FD	TP	AS	TO	ST	Blocks BS BA	+/-	
0	Timmy Allen	F 31:56	6-12	0-0	6-8	0 4 4	1 6	18	0	0	0	1 2	7	
1	Dylan Disu	F 15:10	1-4	0-0	0-0	1 3 4	3 1	2	1	1	1	1 0	-6	
23	Dillon Mitchell	F 21:46	2-2	0-0	0-0	2 7 9	0 1	4	0	2	2	1 0	-7	
4	Tyrese Hunter	G 25:53	2-4	1-3	1-2	0 0 0	0 1	6	0	3	0	0 0	-21	
5	Marcus Carr	G 36:11	10-21	3-8	6-7	0 2 2	2 4	29	2	4	1	0 0	-4	
10	Sir Jabari Rice	25:16	5-13	1-5	1-1	3 2 5	5 1	12	1	0	0	0 0	4	
32	Christian Bishop	20:56	3-4	0-0	0-0	3 3 3	3 2	6	2	2	1	0 1	-5	
30	Brock Cunningham	18:32	1-2	1-2	0-0	2 0 2	3 1	3	0	0	0	1 0	-3	
2	Arterio Morris	04:20	0-1	0-1	0-0	0 0 0	2 0	0	0	0	1	0 0	-5	
Team						2 2 4	0		3					
Totals			30-63			6-19	14-18	10 23 33	20 17	80	6 15 6	4 3	-8	
Technical Fouls:NONE														

Shooting By Period		
1 st FG%	13-27	48.1%
3PT%	3-11	27.3%
FT%	6-7	85.7%
2 nd FG%	17-36	47.2%
3PT%	3-8	37.5%
FT%	8-11	72.7%
GM FG%	30-63	47.6%
3PT%	6-19	31.6%
FT%	14-18	77.8%
Dead Ball Rebounds: 3		

Kansas - 88	Record: 19-5 (7-4)
-------------	--------------------

NO. Name		Min	FG M-A	3P M-A	FT M-A	Rebounds OR DR TOT	Fouls PF FD	TP	AS	TO	ST	Blocks BS BA	+/-
10	Jalen Wilson	F 27:02	1-7	0-1	0-0	0 6 6	4 2	2	2	3	0	2 0	-1
24	KJ Adams, Jr.	F 30:16	4-7	0-0	2-2	7 1 8	1 2	10	0	2	0	1 0	-1
3	Dajuan Harris	G 34:21	8-16	0-2	1-2	1 5 6	4 1	17	5	3	4	0 0	7
4	Grady Dick	G 34:42	7-11	2-3	5-6	0 4 4	4 3	21	1	0	2	0 0	5
15	Kevin McCullar	G 31:44	3-7	0-2	10-13	0 2 2	4 9	16	6	3	0	0 0	1
1	Joseph Yesuful	18:50	5-9	0-2	4-4	0 5 5	0 2	14	0	0	0	0 1	10
23	Ernest Udeh Jr.	08:31	3-3	0-0	0-1	2 0 2	2 1	6	1	0	1	0 0	9
11	MJ Rice	14:34	1-5	0-0	0-0	2 1 3	2 0	2	1	0	1	0 3	10
Team						2 0 2		0	0				
Totals			32-65	12-22	28-48	24 38	17 20	88	16	11	8	3 4	8
Technical Fouls:NONE													
Disposit lead		TEX	KAN		Points from		TEX	KAN		Period by Period Scoring			

29

#3/4 KANSAS 76, WEST VIRGINIA 74
Feb. 25, 2023 | Lawrence, Kansas | Allen Fieldhouse (16,300)

West Virginia - 74										Record: 16-13 (5-11)									
NO.	Name		Min	FG M-A	3P M-A	FT M-A	Rebounds OR DR TOT	Fouls PF FD	TP	AS	TO	ST	Blocks BS BA	+/-					
1	Emmitt Matthews Jr.	F	37:26	6-13	0-2	1-1	3 3 6	3 3	2	13	0	1	1 0	-8	1 st FG% 13-29 44.8%				
3	Tre Mitchell	F	37:19	8-12	3-5	1-2	4 3 7	2 2	20	2	4	2 1	1 1 3	3	3PT% 4-13 30.8%				
15	Jimmy Bell Jr.	F	13:11	0-0	0-0	0-0	2 1 3	3 0	0	0	1	2 2	0 0	5	FT% 3-4 75%				
0	Kedrian Johnson	G	40:00	5-11	1-5	4-4	0 1 1	2 6	15	0	8	2 0	1	-2	2 nd FG% 15-32 46.9%				
10	Erik Stevenson	G	33:54	9-22	2-7	3-3	2 4 6	3 3	23	4	3	1 0	0	-1	3PT% 2-6 25.0%				
32	James Okonkwo		11:32	0-0	0-0	1-2	1 1 2	0 1	1	0	0	0 0	0	-7	FT% 9-10 90%				
5	Joe Toussaint		17:31	0-1	0-1	2-2	1 4 5	4 2	2	1	3	0 0	0	4	GM FG% 28-61 45.9%				
14	Seth Wilson		06:06	0-1	0-0	0-0	0 0 0	0 0	0	0	0	0 0	0	-1	3PT% 6-21 28.6%				
24	Pat Suernnick		03:01	0-1	0-1	0-0	0 1 1	0 0	0	1	0	0 0	0	-3	FT% 12-14 85.7%				
Team							1 2 3	0		0		0		0		Dead Ball Rebounds: 1 0			
Totals				28-61	6-21	12-14	14 20 34	17 16	74	9	21	8 2	2 2	-2					
															Technical Fouls:NONE				

Kansas - 76										Record: 24-5 (12-4)									
NO.	Name		Min	FG M-A	3P M-A	FT M-A	Rebounds OR DR TOT	Fouls PF FD	TP	AS	TO	ST	Blocks BS BA	+/-					
10	Jalen Wilson	F	36:35	4-9	0-1	3-6	2 4 6	3 3	11	2	4	0 1	1 1	6	1 st FG% 14-27 51.9%				
24	KJ Adams, Jr.	F	37:04	6-10	0-1	1-3	3 3 6	3 3	13	5	0	2 0	1 1	9	3PT% 4-11 36.4%				
3	Dajuan Harris	G	36:07	7-9	2-3	1-2	0 1 1	1 2	17	6	1	6 0	0 1	16	FT% 3-4 75%				
4	Gradey Dick	G	36:46	5-10	5-8	1-2	0 6 6	2 4	16	3	4	2 0	0	4	2 nd FG% 14-24 58.3%				
15	Kevin McCullar	G	35:05	5-8	2-4	4-4	1 3 4	3 4	16	1	3	2 0	1	1	3PT% 6-9 66.7%				
1	Joseph Yesulu		09:52	1-5	1-3	0-0	0 1 1	0 1	3	0	1	0 0	0	-7	FT% 7-13 53.8%				
23	Ernest Udeh Jr.		02:56	0-0	0-0	0-0	0 1 1	2 0	0	0	2	0 0	0	-7	GM FG% 28-51 54.9%				
0	Bobby Pettiford		03:48	0-0	0-0	0-0	0 1 1	2 0	0	0	3	0 0	0	-11	3PT% 10-20 50.0%				
11	MJ Rice		01:47	0-0	0-0	0-0	0 0 0	0 0	0	0	0	0 0	0	-1	FT% 10-17 58.8%				
Team							0 0 0	0		1		1		0		Dead Ball Rebounds: 4 0			
Totals				28-51	10-20	10-17	6 20 26	17 17	76	17	19	12 2	2 2	2					
															Technical Fouls:Coach 2 nd 17:11				

	WVU	KAN	Points from		WVU	KAN	Period by Period Scoring			
Biggest lead	5 (1 st 8:56)	8 (2 nd 13:01)	Turnovers		25	20	1st	2nd	TOT	
Best Scoring Run	8 (1 st 8:56)	7 (1 st 7:14)	Paint		26	28	WVU	33	41	74
Lead Changes	15		Second Chance		11	5	KAN	35	41	76
Times Tied	9		Fast Breaks		7	17				
Time with Lead	10:51	24:43	Bench		3	3				

CAREER RECORDS

SCORING

1.	Danny Manning	2,951	1985-88
2.	Nick Collison	2,097	2000-03
3.	Raef LaFrentz	2,066	1995-98
4.	Clyde Lovellette	1,979	1950-52
5.	Sherron Collins	1,888	2007-10
6.	Frank Mason III	1,885	2014-17
7.	Darnell Valentine	1,821	1978-81
8.	Keith Langford	1,812	2002-05
9.	Perry Ellis	1,798	2013-16
10.	Paul Pierce	1,768	1996-98
11.	Dave Robisch	1,754	1969-71
12.	Kirk Hinrich	1,753	2000-03
13.	Devonte' Graham	1,750	2015-18
14.	Kevin Pritchard	1,692	1987-90
15.	Ochai Agbaji	1,652	2019-22
16.	Mark Randall	1,627	1987, 89-91
17.	Wayne Simien	1,593	2002-05
18.	Tyshawn Taylor	1,580	2009-12
19.	Jeff Boschee	1,560	1999-2002
20.	Kenny Gregory	1,555	1998-2001
21.	Calvin Thompson	1,548	1983-86
22.	Drew Gooden	1,526	2000-02
23.	Ron Kelllogg	1,508	1983-86
24.	Bud Stallworth	1,495	1970-72
25.	Tony Guy	1,488	1979-82
26.	Brandon Rush	1,477	2006-08
27.	Wilt Chamberlain	1,433	1957-58
28.	Richard Scott	1,375	1991-94
29.	Adonis Jordan	1,373	1990-93
30.	Marcus Morris	1,371	2009-11
31.	Mario Chalmers	1,341	2006-08
32.	Jalen Wilson	1,320	present
33.	Walter Wesley	1,315	1964-66
34.	Jo Jo White	1,286	1966-69
35.	Eric Chenoweth	1,281	1998-2001
36.	Jerod Haase	1,264	1995-97
37.	Steve Woodberry	1,240	1991-94

38.	Scot Pollard	1,209	1994-97
39.	Greg Dreiling	1,209	1984-86
40.	Jacque Vaughn	1,207	1994-97
41.	Wayne Selden Jr.	1,202	2014-16
42.	Aaron Miles	1,183	2002-05
43.	Svi Mykhailiuk	1,181	2015-18
44.	Milt Newton	1,166	1985, 87-89
45.	Rick Suttle	1,156	1973-75
46.	Billy Thomas	1,152	1995-98
47.	David McCormack	1,145	2019-22
48.	Wayne Hightower	1,128	1960-61
49.	Lagerald Vick	1,100	2016-19
50.	Charlie Black	1,082	1942-43, 46-47
51.	Udoka Azubuike	1,069	2017-20
52.	Rex Walters	1,064	1992-93
53.	Otto Schnellbacher	1,062	1943, 46-48
54.	Kelly Knight	1,057	1980, 82-84
	Ryan Robertson	1,055	1996-99
56.	Nolen Ellison	1,045	1961-63
57.	Carl Henry	1,044	1983-84
58.	Cole Aldrich	1,038	2008-10
59.	Jerry Gardner	1,030	1960-62
60.	Bill Bridges	1,028	1959-61
61.	Thomas Robinson	1,026	2010-12
62.	Cedric Hunter	1,022	1984-87
	David Magley	1,022	1979-82
64.	Christian Braun	1,018	2020-22
65.	Rodger Bohnenstiehl	1,006	1966-67-68
66.	Norman Cook	1,004	1974-75-76

FIELD GOAL PCT.

(Min. 500 attempts)

1.	Udoka Azubuike	469-629	74.6	2017-20
2.	Mark Randall	643-1037	62.0	1987, 89-91
3.	Richard Scott	566-950	59.6	1991-94
4.	Danny Manning	1216-2049	59.3	1985-88
5.	Darnell Jackson	311-586	58.0	2005-08
	Alonzo Jamison	296-510	58.0	1990-92
6.	Cole Aldrich	391-681	57.4	2008-10
8.	Greg Dreiling	474-828	57.2	1984-86
9.	Jeff Withey	327-576	56.8	2010-13
	Sasha Kaun	331-583	56.8	2005-08

REBOUNDS

1.	Danny Manning	1,187	1985-88
2.	Raef LaFrentz	1,186	1995-98
3.	Nick Collison	1,143	2000-03
4.	Bill Bridges	1,081	1959-61
5.	Eric Chenoweth	933	1998-2001
6.	Drew Gooden	905	2000-02
7.	Wayne Simien	884	2002-05
8.	Wilt Chamberlain	877	1957-58
9.	Cole Aldrich	860	2008-10
10.	Scot Pollard	850	1994-97
11.	Clyde Lovellette	839	1950-52
12.	Perry Ellis	834	2013-16
13.	Dave Robisch	815	1969-71
14.	Greg Ostertag	770	1992-95
15.	Thomas Robinson	763	2010-12
16.	Jalen Wilson	749	2020-present
17.	Mark Randall	723	1987, 89-91
18.	Landen Lucas	702	2014-17
19.	Udoka Azubuike	685	2017-20
20.	David McCormack	681	2019-22
21.	Paul Mokeski	680	1977-79
22.	Marcus Morris	676	2009-11
	Paul Pierce	676	1996-98
24.	Markieff Morris	662	2009-11
25.	Greg Dreiling	650	1984-86
26.	Roger Brown	640	1969-71

ASSISTS

(started 1974-75)

1.	Aaron Miles	954	2002-05
2.	Jacque Vaughn	804	1994-97
3.	Cedric Hunter	684	1984-87
4.	Kirk Hinrich	668	2000-03
5.	Devonte' Graham	632	2015-18
6.	Darnell Valentine	609	1978-81
7.	Frank Mason III	576	2014-17
8.	Tyshawn Taylor	575	2009-12
	Adonis Jordan	568	1990-93
10.	Sherron Collins	552	2007-10
11.	Russell Robinson	500	2005-08
12.	Kevin Pritchard	499	1987-90
13.	Ryan Robertson	485	1996-99
14.	Mark Turgeon	437	1984-87
15.	Jeff Boschee	425	1999-2002
16.	Mario Chalmers	420	2006-08
17.	Dajuan Harris Jr.	413	2021-present
18.	Elijah Johnson	399	2010-13
19.	Steve Woodberry	361	1991-94
20.	Marcus Garrett	351	2018-Pres.
21.	Jerod Haase	343	1995-97
22.	Danny Manning	342	1985-88
23.	Tony Guy	327	1979-82

3-POINT FIELD GOALS MADE

(started 1986-87)

1.	Jeff Boschee	338	1999-2002
2.	Devonte' Graham	296	2015-18
3.	Billy Thomas	269	1995-98
4.	Ochai Agbaji	250	2019-22
5.	Svi Mykhailiuk	237	2015-18
6.	Kirk Hinrich	236	2000-03
7.	Sherron Collins	232	2007-10
8.	Brandon Rush	205	2006-08
9.	Terry Brown	200	1990-91
10.	Frank Mason III	185	2014-17
11.	Mario Chalmers	180	2006-08
12.	Adonis Jordan	179	1990-93
13.	Tyrel Reed	176	2008-11
14.	Lagerald Vick	167	2016-19
15.	Wayne Selden Jr.	162	2014-16
16.	Jerod Haase	156	1995-97
17.	Kevin Pritchard	154	1987-90
18.	Rex Walters	151	1992-93
19.	Elijah Johnson	147	2010-13
20.	Ryan Robertson	144	1996-99
21.	J.R. Giddens	137	2004-05

-- **Jalen Wilson** **128** **2020-present**

3-POINT FIELD GOAL ATTEMPTS

(started 1986-87)

1.	Jeff Boschee	843	1999-2002
2.	Devonte' Graham	723	2015-18
3.	Billy Thomas	691	1995-98
4.	Ochai Agbaji	670	2019-22
5.	Sherron Collins	615	2007-10
6.	Svi Mykhailiuk	579	2015-18
7.	Kirk Hinrich	546	2000-03
8.	Terry Brown	485	1990-91
9.	Brandon Rush	471	2006-08
10.	Jerod Haase	461	1995-97
11.	Wayne Selden Jr.	443	2014-16
12.	Frank Mason III	440	2014-17
13.	Adonis Jordan	437	1990-93
14.	Tyrel Reed	433	2008-11
15.	Elijah Johnson	430	2010-13
	Mario Chalmers	430	2006-08
17.	Lagerald Vick	412	2016-19
18.	Jalen Wilson	405	2020-present
19.	Kevin Pritchard	379	1987-90
20.	Sean Pearson	371	1993-96
21.	J.R. Giddens	369	2004-05
22.	Rex Walters	361	1992-93
23.	Christian Braun	357	2020-22
24.	Ryan Robertson	354	1996-99
25.	Tyshawn Taylor	324	2009-12

3-POINT FIELD GOAL PCT.

(Min. 200 attempts; started 1986-87)

1.	Milt Newton	100-224	44.6	1987-89
2.	Jeff Guelndner	90-205	43.9	1987-90
3.	Brandon Rush	205-471	43.5	2005-08
4.	Kirk Hinrich	236-546	43.2	2000-03
5.	Steve Woodberry	126-298	42.3	1991-94
6.	Frank Mason III	185-440	42.0	2014-17
7.	Mario Chalmers	180-430	41.9	2005-08
8.	Rex Walters	151-361	41.8	1992-93
9.	Brady Morningstar	116-281	41.3	2007-11
10.	Terry Brown	200-485	41.2	1990-91
11.	Devonte' Graham	296-723	40.9	2015-18
	Svi Mykhailiuk	237-579	40.9	2015-18
	Adonis Jordan	179-437	40.9	1990-93
14.	Ryan Robertson	144-354	40.7	1996-99
15.	Tyrel Reed	176-433	40.6	2008-11
	Kevin Pritchard	154-379	40.6	1987-90
17.	Lagerald Vick	167-412	40.5	2016-19
18.	Jeff Boschee	338-843	40.1	1999-02
19.	Keith Langford	102-257	39.7	2002-05
20.	Billy Thomas	269-691	38.9	1995-98
21.	Jacque Vaughn	105-274	38.3	1994-97
22.	Christian Braun	135-357	37.8	2020-22
23.	Sherron Collins	232-655	37.7	2007-10

STEALS

(started 1975-76)

1.	Darnell Valentine	336	1978-81
2.	Mario Chalmers	283	2006-08
3.	Aaron Miles	264	2002-05
4.	Danny Manning	250	1985-88
5.	Russell Robinson	247	2005-08
6.	Kirk Hinrich	206	2000-03
7.	Devonte' Graham	197	2015-18
8.	Kevin Pritchard	190	1987-90
9.	Nick Bradford	187	1997-2000
10.	Marcus Garrett	181	2018-Pres.
	Adonis Jordan	181	1990-93
12.	Alonzo Jamison	175	1990-92
13.	Jerod Haase	174	1995-97
14.	Tyshawn Taylor	172	2009-12
15.	Frank Mason III	165	2014-17
16.	Jeff Boschee	161	1999-2002
	Tony Guy	161	1979-82
18.	Jacque Vaughn	160	1994-97
	Steve Woodberry	160	1991-94
20.	Cedric Hunter	157	1984-87
21.	Nick Collison	155	2000-03
22.	Paul Pierce	147	1996-98
23.	Sherron Collins	145	2007-10

-- **Dajuan Harris Jr.** **145** **2021-present**

BLOCKED SHOTS

(started 1974-75)

1.	Jeff Withey	311	2010-13
2.	Greg Ostertag	258	1992-95
3.	Cole Aldrich	253	2008-10
4.	Nick Collison	243	2000-03
5.	Eric Chenoweth	242	1998-2001
6.	Scot Pollard	218	1994-97
7.	Danny Manning	200	1985-88
8.	Udoka Azubuike	172	2017-20
9.	Mitch Lightfoot	156	2017-22
10.	John Crawford	155	1978-81
11.	Sasha Kaun	150	2005-08
12.	Donnie Von Moore	147	1974-75, 77-78
13.	Raef LaFrentz	138	1995-98
	Greg Dreiling	138	1984-86
15.	Paul Mokeski	136	1976-79
16.	Jamari Traylor	126	2013-16
17.	B.J. Williams	112	1994-97
18.	Darrell Arthur	109	2007-08
19.	Drew Gooden	107	2000-02
20.	Patrick Richey	106	1991-94
21.	Markieff Morris	103	2009-11
22.	Paul Pierce	98	1996-98

DOUBLE-DOUBLES

1.	Raef LaFrentz	56	1995-98
2.	Danny Manning	45	1985-88
	Dave Robisch	45	1969-71
4.	Drew Gooden	44	2000-02
5.	Wayne Simien	38	2002-05
6.	Cole Aldrich	37	2008-10
	Nick Collison	37	2000-03
8.	Thomas Robinson	32	2009-11
9.	Jalen Wilson	25	2020-present
10.	Udoka Azubuike	22	2017-20
	Dedric Lawson	22	2019
12.	Eric Chenoweth	21	1998-2001

CONSECUTIVE GAMES STARTED

1.	Danny Manning	141	1985-88
2.	Raef LaFrentz	116	1995-98
3.	Frank Mason III	110	2014-17
	Aaron Miles	110	2002-05
5.	Wayne Selden Jr.	101	2014-16
6.	Jacque Vaughn	100	1994-97
7.	Ochai Agbaji	98	2019-22
	Keith Langford	98	2002-05
9.	Cedric Hunter	89	1984-87
10.	Jo Jo White	84	1966-69
11.	Devonte' Graham	82	2015-18
12.	Greg Dreiling	78	1984-86
13.	Kirk Hinrich	73	2000-03

SINGLE SEASON RECORDS - INDIVIDUAL

POINTS

1.	Danny Manning (1988)	942
2.	Clyde Lovellette (1952)	886
3.	Danny Manning (1987)	860
4.	Wilt Chamberlain (1957)	800
5.	Paul Pierce (1998)	777
6.	Frank Mason III (2017)	753
7.	Drew Gooden (2002)	734
8.	Ochai Agbaji (2022)	732
9.	Nick Collison (2003)	702
10.	Dedric Lawson (2019)	700

Jalen Wilson (2023) 568

POINTS PER GAME

1.	Wilt Chamberlain (1958)	30.1
2.	Wilt Chamberlain (1957)	29.6
3.	Clyde Lovellette (1952)	28.6
4.	Dave Robisch (1970)	26.5
5.	Bud Stallworth (1972)	25.3
6.	Danny Manning (1988)	24.8
7.	Danny Manning (1987)	23.9
8.	Walter Wesley (1965)	23.5
9.	Clyde Lovellette (1951)	22.8
10.	Wayne Hightower (1960)	21.8

Jalen Wilson (2023) 19.6

REBOUNDS

1.	Wilt Chamberlain (1957)	510
2.	Thomas Robinson (2012)	463
3.	Drew Gooden (2002)	423
4.	Clyde Lovellette (1952)	410
5.	Cole Aldrich (2009)	387
6.	Bill Bridges (1960)	385
7.	Nick Collison (2003)	380
8.	Dedric Lawson (2019)	371
9.	Wilt Chamberlain (1958)	367
10.	Cole Aldrich (2010)	354

Jalen Wilson (2023) 244

REBOUNDS PER GAME

1.	Wilt Chamberlain (1957)	18.9
2.	Wilt Chamberlain (1958)	17.5
3.	Bill Bridges (1961)	14.1
4.	Bill Bridges (1960)	13.8
5.	Bill Bridges (1959)	13.7
6.	Clyde Lovellette (1952)	13.2
7.	Dave Robisch (1970)	12.1
8.	Thomas Robinson (2012)	11.9
9.	Wayne Hightower (1961)	11.6
10.	Drew Gooden (2002)	11.4
	Raef LaFrentz (1998)	11.4

DOUBLE-DOUBLES

1.	Thomas Robinson (2012)	27
2.	Drew Gooden (2002)	25
3.	Dedric Lawson (2019)	22
4.	Cole Aldrich (2009)	21
	Raef LaFrentz (1997)	21
6.	Raef LaFrentz (1998)	19
	Dave Robisch (1970)	19
8.	Danny Manning (1987)	18
9.	Dave Robisch (1971)	17
10.	Wayne Simien (2005)	16
	Nick Collison (2003)	16

Jalen Wilson (2023) 9

ASSISTS

1.	Devonte' Graham (2018)	282
2.	Cedric Hunter (1986)	278
3.	Aaron Miles (2002)	252
4.	Ryan Robertson (1998)	248
5.	Aaron Miles (2003)	244
6.	Aaron Miles (2004)	242
7.	Jacque Vaughn (1995)	238
8.	Kirk Hinrich (2001)	229
9.	Jacque Vaughn (1996)	223
10.	Aaron Miles (2005)	216

Dajuan Harris Jr. (2023) 182

STEALS

1.	Mario Chalmers (2008)	97
	Mario Chalmers (2007)	97
3.	Darnell Valentine (1981)	92
4.	Aaron Miles (2003)	91
	Darnell Valentine (1979)	91

6.	Mario Chalmers (2006)	89
7.	Alonzo Jamison (1992)	83
8.	3x (last Alonzo Jamison, 1991)	80

Kevin McCullar Jr. (2023) 60
Dajuan Harris Jr. (2023) 58

BLOCKED SHOTS

1.	Jeff Withey (2013)	146
2.	Jeff Withey (2012)	140
3.	Cole Aldrich (2010)	125
4.	Greg Ostertag (1994)	97
5.	Cole Aldrich (2009)	94
6.	Greg Ostertag (1995)	91
7.	Scot Pollard (1996)	84
8.	Nick Collison (2002)	83
9.	Udoka Azubuike (2020)	80
10.	Eric Chenowith (1999)	78
11.	Nick Collison (2003)	74

FIELD GOALS MADE

1.	Danny Manning (1988)	381
2.	Clyde Lovellette (1952)	352
3.	Danny Manning (1987)	347
4.	Paul Pierce (1998)	287
5.	Drew Gooden (2002)	285
6.	Nick Collison (2003)	281
7.	Danny Manning (1986)	279
8.	Bud Stallworth (1972)	277
9.	Wilt Chamberlain (1957)	275

Jalen Wilson (2023) 195

FIELD GOALS ATTEMPTED

1.	Clyde Lovellette (1952)	742
2.	Danny Manning (1988)	653
3.	Bud Stallworth (1972)	620
4.	Wilt Chamberlain (1957)	588
5.	Drew Gooden (2002)	566
6.	Danny Manning (1987)	562
7.	Paul Pierce (1998)	559
8.	Clyde Lovellette (1951)	554
9.	Ochai Agbaji (2022)	542
10.	Dave Robisch (1970)	526
11.	Sherron Collins (2009)	521

Jalen Wilson (2023) 466

FIELD GOAL PCT. (MIN 175 ATT.)

1.	Udoka Azubuike (2018)	77.0
2.	Udoka Azubuike (2020)	74.8
3.	Mark Randall (1989)	64.6
4.	Mark Randall (1991)	64.3
5.	Richard Scott (1992)	63.9
6.	KJ Adams Jr. (2023)	63.1
	Landen Lucas (2017)	63.1
8.	Darnell Jackson (2008)	62.6
9.	Sasha Kaun (2008)	61.9
10.	Danny Manning (1987)	61.7

FREE THROWS MADE

1.	Wilt Chamberlain (1957)	250
2.	Wayne Hightower (1960)	193
3.	Frank Mason III (2017)	189
	Dave Robisch (1970)	189
5.	Clyde Lovellette (1952)	182
6.	Wilt Chamberlain (1958)	177
7.	Andrew Wiggins (2014)	176
8.	Danny Manning (1988)	171
9.	Dedric Lawson (2019)	167
	Devonte' Graham (2018)	167
	Wayne Simien (2004)	167

Jalen Wilson (2023) 120

FREE THROWS ATTEMPTED

1.	Wilt Chamberlain (1957)	399
2.	Wilt Chamberlain (1958)	292
3.	Wayne Hightower (1960)	285
4.	Walter Wesley (1966)	262
5.	Dave Robisch (1970)	254
6.	Clyde Lovellette (1952)	250
7.	Thomas Robinson (2012)	239
8.	Frank Mason III (2017)	238
9.	B. H. Born (1953)	234
10.	Danny Manning (1988)	233
	Dave Robisch (1971)	233

FREE THROW PCT. (MIN. 75 ATT.)

1.	Steve Woodberry (1993)	87.9
2.	Rex Walters (1993)	87.3
3.	Ryan Robertson (1999)	87.1
4.	Al Kelley (1954)	86.2
5.	Calvin Thompson (1984)	85.9
6.	Sherron Collins (2010)	85.5
7.	Gradey Dick (2023)	84.4
8.	Ron Kellogg (1986)	84.3
	Kirk Hinrich (2003)	84.3

3-POINT FIELD GOALS MADE

1.	Svi Mykhailiuk (2018)	115
2.	Terry Brown (1991)	111
3.	Devonte' Graham (2018)	110
	Jeff Boschee (2002)	110
5.	Billy Thomas (1998)	105
6.	Ochai Agbaji (2022)	103
7.	Devonte' Graham (2017)	94
8.	Kirk Hinrich (2003)	89
	Terry Brown (1990)	89
10.	Malik Newman (2018)	85

Gradey Dick (2023) 71
Jalen Wilson (2023) 58

3-POINT FIELD GOALS ATTEMPTED

1.	Terry Brown (1991)	277
2.	Devonte' Graham (2018)	271
3.	Billy Thomas (1998)	262
4.	Svi Mykhailiuk (2018)	259
5.	Ochai Agbaji (2022)	252
6.	Devonte' Graham (2017)	242
7.	Jeff Boschee (2002)	237
8.	Jeff Boschee (1999)	222
9.	Kirk Hinrich (2003)	219
10.	Terry Brown (1990)	208

Jalen Wilson (2023) 170
Gradey Dick (2023) 170

3-PT FIELD GOAL PCT. (MIN. 80 ATT)

1.	Kirk Hinrich (2001)	50.5
2.	Aaron Miles (2005)	50.0
3.	Jeff Guelndner (1990)	48.6
4.	Kirk Hinrich (2002)	47.8
5.	Tyrel Reed (2010)	47.3
6.	Brandon Rush (2006)	47.2
7.	Frank Mason III (2017)	47.1
8.	Mario Chalmers (2008)	46.8
9.	Jeff Boschee (2002)	46.4

Gradey Dick (2023) 41.8

MINUTES PLAYED

1.	Devonte' Graham (2018)	1,435
2.	Ochai Agbaji (2022)	1,368
3.	Danny Manning (1988)	1,336
4.	Tyshawn Taylor (2012)	1,303
5.	Frank Mason III (2017)	1,301
6.	Frank Mason III (2016)	1,272
7.	Devonte' Graham (2017)	1,269
8.	Danny Manning (1986)	1,256
9.	Elijah Johnson (2012)	1,254
10.	Travis Releford (2013)	1,252

MINUTES PER GAME

1.	Tony Guy (1982)	39.4
2.	David Magley (1982)	39.0
3.	Clinton Johnson (1976)	38.2
4.	Wilmore Fowler (1979)	37.9
5.	Devonte' Graham (2018)	37.8
6.	Darnell Valentine (1981)	37.1
7.	John Douglas (1977)	36.4
8.	Carl Henry (1983)	36.2
	Tony Guy (1981)	36.2
10.	Frank Mason III (2017)	36.1

Jalen Wilson (2023) 35.0

SINGLE SEASON TEAM RECORDS

POINTS PER GAME

	YEAR	PTS	GMS	AVG
1.	1989-90	3223	35	92.1
2.	2001-02	3365	37	90.9
3.	1988-89	2758	31	89.0
4.	1996-97	3058	36	84.9
5.	1997-98	3300	39	84.6
--				
	2022-23	2,217	29	76.4

FIELD GOAL PCT.

YEAR	FGs	FGAs	FG%
1. 1985-86	1260	2266	55.6
2. 1984-95	1019	1898	53.7
3. 1989-90	1204	2258	53.3
4. 1988-89	1024	1925	53.2
5. 1983-84	924	1769	52.2
--			
2022-23	817	1740	47.0

3-POINT FIELD GOALS MADE

YEAR	3FGs
1. 2017-18	391
2. 2016-17	318
3. 2015-16	304
4. 2021-22	286
5. 2010-11	271
2007-08	271
--	
2022-23	208

3-POINT FIELD GOAL ATTEMPTS

YEAR	3FGAs
1. 2017-18	974
2. 2016-17	787
3. 2021-22	792
4. 2018-19	743
5. 2015-16	728
6. 2010-11	710
--	
2022-23	588

3-PT FIELD GOAL PCT.

YEAR	3FGs	3FGAs	3FG%
1. 1989-90	230	531	43.3
2. 2015-16	304	728	41.8
3. 2001-02	224	536	41.8
4. 1988-89	143	344	41.6
5. 1992-93	215	527	40.8
--			
2022-23	208	588	35.4

ASSISTS PER GAME

YEAR	AST	GMS	AVG
1. 1989-90	763	35	21.8
2. 1985-86	814	39	20.9
3. 2001-02	767	37	20.7
4. 1988-89	620	31	20.0
5. 2000-01	641	33	19.4
1984-85	660	34	19.4
--			
2022-23	501	29	17.3

STEALS PER GAME

YEAR	STL	GMS	AVG
1. 2002-03	373	38	9.8
2. 2005-06	323	33	9.8
3. 1996-97	351	36	9.8
4. 2001-02	357	37	9.7
5. 1990-91	325	35	9.3
--			
2022-23	259	29	8.9

OPPONENT FIELD GOAL PCT.
(since 1985-86 [shot clock era])

YEAR	OPP. FG%
1. 2012-13	36.1
2. 2005-06	37.0
2006-07	37.6
4. 2019-20	37.7
5. 2000-02	37.8
1994-95	37.8
--	
2022-23	41.1

OPPONENT 3-POINT FG PCT.

YEAR	OPP. 3FG%
1. 2021-22	29.8
2010-11	29.8
3. 2012-13	30.3
4. 2019-20	30.5
1998-99	30.5
1991-92	30.5
--	
2022-23	32.0

FRESHMAN RECORDS

POINTS SCORED

1. Andrew Wiggins (2014).....	597
2. Ben McLemore (2013).....	589
3. Josh Jackson (2017).....	572
4. Danny Manning (1985).....	496
5. Xavier Henry (2010).....	483
6. Brandon Rush (2006).....	444
7. Devon Dotson (2019).....	442
8. Gradey Dick (2023).....	432
9. Kerry Boagni (1983).....	408
10. Paul Pierce (1996).....	404
11. Darnell Valentine (1978).....	392
12. Mario Chalmers (2006).....	379
13. J.R. Giddens (2004).....	374
14. Darrell Arthur (2007).....	361
Jeff Boschee (1999).....	361
16. Nick Collison (2000).....	357
17. Sherron Collins (2007).....	354

SCORING AVERAGE

1. Andrew Wiggins (2014).....	17.1
2. Josh Jackson (2017).....	16.3
3. Ben McLemore (2013).....	15.9
4. Gradey Dick (2023).....	14.9
5. Danny Manning (1985).....	14.6
6. Kerry Boagni (1983).....	14.1
7. Brandon Rush (2006).....	13.5
Darnell Valentine (1978).....	13.5
9. Xavier Henry (2010).....	13.4
10. Devon Dotson (2019).....	12.3
11. Paul Pierce (1996).....	11.9

REBOUNDS

1. Josh Jackson (2017).....	258
Danny Manning (1985).....	258
3. Drew Gooden (2000).....	248
4. Nick Collison (2000).....	234
5. Raef LaFrentz (1995).....	231
6. Jalen Wilson (2021).....	230
7. Joel Embiid (2014).....	227
8. Norm Cook (1974).....	196
9. Brandon Rush (2006).....	195
10. Ben McLemore (2013).....	192
11. Eric Chenowith (1998).....	191

REBOUND AVERAGE

1. Joel Embiid (2014).....	8.1
2. Jalen Wilson (2021).....	7.9
3. Danny Manning (1985).....	7.6
4. Drew Gooden (2000).....	7.5
Raef LaFrentz (1995).....	7.5
6. Josh Jackson (2017).....	7.4
7. Nick Collison (2000).....	6.9
8. Norm Cook (1974).....	6.5
9. Paul Mokeski (1976).....	6.4
10. Brandon Rush (2006).....	5.9
11. Cliff Alexander (2015).....	5.3
Wayne Simien (2002).....	5.3
Paul Pierce (1996).....	5.3

--
Gradey Dick (2023)..... 5.0

ASSISTS

1. Aaron Miles (2002).....	252
2. Jacque Vaughn (1994).....	181
3. Mark Turgeon (1984).....	138
4. Darnell Valentine (1978).....	130
5. Devon Dotson (2019).....	127
Mario Chalmers (2006).....	127
7. Kirk Hinrich (2000).....	123
8. Jeff Boschee (1999).....	121
9. Sherron Collins (2007).....	112
10. Adonis Jordan (1990).....	109

BLOCKED SHOTS

1. Joel Embiid (2014).....	72
2. Eric Chenowith (1998).....	62
3. Darrell Arthur (2007).....	54
4. David Padgett (2004).....	43
5. Julian Wright (2006).....	42
6. Josh Jackson (2017).....	37
Cliff Alexander (2015).....	37
8. Cole Aldrich (2008).....	34
Greg Ostertag (1992).....	34
Danny Manning (1985).....	34

STEALS

1. Mario Chalmers (2006).....	89
2. Darnell Valentine (1978).....	80
3. Aaron Miles (2002).....	60
4. Josh Jackson (2017).....	59
5. Danny Manning (1985).....	58
6. Xavier Henry (2010).....	54
7. Devon Dotson (2019).....	49
8. Paul Pierce (1996).....	44
Gradey Dick (2023).....	44

FIELD GOALS

1. Josh Jackson (2017).....	220
2. Danny Manning (1985).....	209
3. Ben McLemore (2013).....	198
4. Andrew Wiggins (2014).....	189
5. Kerry Boagni (1983).....	171
6. Brandon Rush (2006).....	170
7. Xavier Henry (2010).....	162
8. Darrell Arthur (2007).....	149
9. Gradey Dick (2023).....	148
10. Devon Dotson (2019).....	147

FIELD GOAL ATTEMPTS

1. Josh Jackson (2017).....	429
2. Andrew Wiggins (2014).....	422
3. Ben McLemore (2013).....	400
4. Danny Manning (1985).....	369
5. Brandon Rush (2006).....	359
6. Xavier Henry (2010).....	354
Kerry Boagni (1983).....	354
8. Paul Pierce (1996).....	341
9. Jeff Boschee (1999).....	322
10. Ricky Ross (1980).....	320

FIELD GOAL PERCENTAGE

1. Joel Embiid (2014).....	62.6
2. David McCormack (2019).....	62.5
3. Jeff Guedeiner (1987).....	59.5
4. Cheick Diallo (2016).....	56.9
Travis Releford (2009).....	56.9
6. Cliff Alexander (2015).....	56.6
Danny Manning (1985).....	56.6
8. Julian Wright (2006).....	56.4
9. Richard Scott (1991).....	56.3
10. Carlton Bragg Jr. (2016).....	56.1

FREE THROWS

1. Andrew Wiggins (2014).....	176
2. Ben McLemore (2013).....	120
3. Devon Dotson (2019).....	115
4. Josh Jackson (2017).....	98
Joel Embiid (2014).....	98
6. Xavier Henry (2010).....	90
7. Mario Chalmers (2006).....	89
8. Paul Pierce (1996).....	83
9. Kelly Oubre Jr. (2015).....	79
Keith Langford (2002).....	79

--
Gradey Dick (2023)..... 65

FREE THROW ATTEMPTS

1. Andrew Wiggins (2014).....	227
2. Josh Jackson (2017).....	173
3. Devon Dotson (2019).....	147
4. Joel Embiid (2014).....	143
Darnell Valentine (1978).....	143
6. Ben McLemore (2013).....	138
7. Paul Pierce (1996).....	137
8. Jalen Wilson (2021).....	119
9. Xavier Henry (2010).....	115
10. Mario Chalmers (2006).....	113
Keith Langford (2002).....	113

FREE THROW PERCENTAGE

1. Ben McLemore (2013).....	87.0
2. Gradey Dick (2023, 62-73).....	84.4
3. Greg Gurley (1992).....	80.0
4. Aaron Miles (2002).....	79.3
Calvin Thompson (1983).....	78.9
6. Mario Chalmers (2006).....	78.8
7. Steve Woodberry (1991).....	78.4
8. Xavier Henry (2010).....	78.3
9. Devon Dotson (2019).....	78.2
10. Andrew Wiggins (2014).....	77.5
11. Ryan Robertson (1996).....	77.0

3-POINT FIELD GOALS

1. Jeff Boschee (1999).....	79
2. J.R. Giddens (2004).....	74
3. Ben McLemore (2013).....	73
4. Gradey Dick (2023).....	71
5. Xavier Henry (2010).....	69
6. Quentin Grimes (2019).....	54
7. Brandon Rush (2006).....	50
8. Billy Thomas (1995).....	49
9. Mario Chalmers (2006).....	48
10. Sherron Collins (2007).....	47
11. Andrew Wiggins (2014).....	43

3-FIELD GOALS ATTEMPTED

1. Jeff Boschee (1999).....	222
2. J.R. Giddens (2004).....	182
3. Ben McLemore (2013).....	174
4. Gradey Dick (2023).....	170
5. Xavier Henry (2010).....	165
6. Quentin Grimes (2019).....	159
7. Wayne Selden Jr. (2014).....	128
Mario Chalmers (2006).....	128
9. Andrew Wiggins (2014).....	126
Billy Thomas (1995).....	126
11. Jalen Wilson (2021).....	120
12. Sherron Collins (2007).....	116

3-FG PERCENTAGE

1. Jeff Guedeiner (1987).....	57.1
2. Brandon Rush (2006).....	47.2
3. Steve Woodberry (1991).....	45.5
4. Ryan Robertson (1996).....	45.2
5. Christian Braun (2020).....	44.4
6. Ben McLemore (2013).....	42.0
7. Gradey Dick (2023).....	41.8
8. Xavier Henry (2010).....	41.8
9. Patrick Richey (1991).....	41.5
10. Kevin Pritchard (1987).....	40.9

MINUTES PLAYED

1. Ben McLemore (2013).....	1,191
2. Devon Dotson (2019).....	1,168

3. Andrew Wiggins (2014).....	1,148
4. Danny Manning (1985).....	1,120
5. Josh Jackson (2017).....	1,077
6. Brandon Rush (2006).....	1,047
7. Wayne Selden Jr. (2014).....	1,022
8. Aaron Miles (2002).....	1,017
9. Xavier Henry (2010).....	990
10. Quentin Grimes (2019).....	988

--
Gradey Dick (2023)..... 943

GAMES PLAYED

1. Marcus Garrett (2018).....	39
Eric Chenowith (1998).....	39
Kenny Gregory (1998).....	39
4. Sherron Collins (2007).....	38
5. Ben McLemore (2013).....	37
Perry Ellis (2013).....	37
Keith Langford (2002).....	37
Aaron Miles (2002).....	37
9. Devon Dotson (2019).....	36
Quentin Grimes (2019).....	36
Kelly Oubre Jr. (2015).....	36
Xavier Henry (2010).....	36
Darrell Arthur (2007).....	36
Kevin Pritchard (1987).....	36

--
Gradey Dick (2023)..... 29

GAMES STARTED

1. Ben McLemore (2013).....	37
2. Wayne Selden Jr. (2014).....	35
Andrew Wiggins (2014).....	35
4. Devon Dotson (2019).....	36
Quentin Grimes (2019).....	36
Xavier Henry (2010).....	36
Aaron Miles (2002).....	36
8. Josh Jackson (2017).....	35
Jacque Vaughn (1994).....	35
10. Tyshawn Taylor (2009).....	33
Brandon Rush (2006).....	33
Nick Collison (2000).....	33
Paul Pierce (1996).....	33
Danny Manning (1985).....	33

--
Gradey Dick (2023)..... 29

THE LAST TIME...



A TEAM SCORED 100+ POINTS IN A GAME		
KU	102 (W, 102-83)	vs. Kansas State, 2-22-22
Opp.	102 (L, 90-102)	by Gonzaga, 11-26-20
A TEAM SCORED 50 OR FEWER POINTS IN A GAME		
KU	50 (L, 50-64)	vs. Tennessee, 11-25-22
Opp.	50 (W, 76-50)	by Miami, 3-27-22
A TEAM SCORED 90+ POINTS IN ALLEN FIELDHOUSE		
KU	91 (W, 91-65)	vs. Seton Hall, 12-1-22
Opp.	91 (W,94-91 2OT)	by Texas Tech, 1-24-22
A TEAM SCORED 60 OR FEWER POINTS IN ALLEN FIELDHOUSE		
KU	60 (L, 60-83)	vs. TCU, 1-21-23
Opp.	60 (W, 62-60)	by Iowa State, 1-14-23
A TEAM SCORED 90 POINTS IN A LOSS		
KU	90 (90-102)	vs. Gonzaga, 11-26-20
Opp.	91 (W, 94-91 2OT)	by Texas Tech, 1-24-22
A TEAM SCORED 60 OR FEWER POINTS IN A VICTORY		
KU	59 (W, 59-41)	at Kansas State, 2-17-21
Opp.	56 (L, 55-56)	by Villanova, 11-21-19
A TEAM HAD 5+ PLAYERS SCORE IN DOUBLE FIGURES		
KU	Harris (17), Dick (16), McCullar (16), Adams Jr. (13), Wilson (11)	
Opp.	Jolly (14), Myers (14), Clayton (13), Joseph (10), Joiner (10)	
A TEAM WON A GAME BY 25+ POINTS		
KU	+28 (95-67)	at Missouri, 12-10-22
Opp.	+34 (51-85)	by USC, 3-22-21
A TEAM WON A GAME BY 50+ POINTS		
KU	+55 (112-57)	vs. Monmouth, 11-15-19
Opp.		Never
A TEAM WON AN OVERTIME GAME (SINGLE-OVERTIME)		
KU	69-68	vs. Wisconsin, 11-24-22
Opp.	83-82	by Kansas State, 1-17-23
A TEAM WON A DOUBLE-OVERTIME GAME		
KU	94-91	vs. Texas Tech, 1-24-22
Opp.	80-79	by Texas Tech, 2-14-05
A TEAM WON A TRIPLE-OVERTIME GAME		
KU	109-106	vs. Oklahoma, 1-4-16
Opp.	76-73	by Oklahoma State, 2-4-81
A TEAM SHOT 60% FG IN A GAME		
KU	64.1% (41-64)	vs. Kansas State, 2-22-22
Opp.	64.5% (40-62)	by Gonzaga, 11-26-20
A TEAM SHOT 30% OR WORSE FG IN A GAME		
KU	29.0% (18-62)	vs. USC, 3-22-21
Opp.	27.9% (19-68)	by West Virginia, 2-19-22
A TEAM MADE 12+ 3-POINT FG IN A GAME		
KU	13	vs. Texas Southern, 11-28-22
Opp.	13	by Oklahoma State, 12-31-22
A TEAM DID NOT MAKE A 3-POINT FG IN A GAME		
KU	0-8	vs. TCU, 3-12-15
Opp.	0-9	by Stanford, 3-23-14
A TEAM SHOT 60% 3-POINT FG IN A GAME (min. 10)		
KU	62.5% (15-24)	vs. Kansas State, 2-22-22
Opp.	61.1% (11-18)	by USC, 3-22-21
A TEAM MADE 30+ FREE THROWS IN A GAME		
KU	31	vs. Oklahoma, 1-10-23
Opp.	30	by Stanford, 12-3-16
A TEAM MADE 5 OR FEWER FREE THROWS IN A GAME		
KU	2	at Texas Tech, 1-3-23
Opp.	4	by Oklahoma, 2-11-23

A TEAM ATTEMPTED 40+ FREE THROWS IN A GAME		
KU	44	vs. West Virginia, 2-13-17
Opp.	47	by West Virginia, 1-12-16
A TEAM SHOT 90% OR BETTER FREE THROWS IN A GAME		
KU	90.0 (9-10)	at Kentucky, 1-28-23
Opp.	90.9 (10-11)	by TCU, 3-3-22
A TEAM SHOT 40% OR WORSE FREE THROWS IN A GAME		
KU	40.0% (4-10)	at Villanova, 11-21-19
Opp.	35.7% (4-17)	by Oklahoma, 2-11-23
A TEAM HAD 25+ OFFENSIVE REBOUNDS IN A GAME		
KU	28	vs. Fort Hays State, 12-10-03
Opp.	26	by Baylor, 1-12-19
A TEAM HAD 5 OR FEWER OFFENSIVE REBOUNDS IN A GAME		
KU	5	at Oklahoma State, 2-14-23
Opp.	2	by Oklahoma State, 2-14-23
A TEAM HAD 30+ DEFENSIVE REBOUNDS IN A GAME		
KU	35	at TCU, 2-20-23
Opp.	30	by Oklahoma, 1-10-23
A TEAM HAD 40+ DEFENSIVE REBOUNDS IN A GAME		
KU	43	vs. Oklahoma, 1-4-16
Opp.	41	by Oklahoma, 1-4-16
A TEAM HAD 50+ TOTAL REBOUNDS IN A GAME		
KU	50	vs. Wisconsin, 11-24-22
Opp.	55	by North Carolina, 4-4-22
A TEAM HAD 60+ TOTAL REBOUNDS IN A GAME		
KU	60	vs. Oklahoma, 1-4-16
Opp.		Never
A TEAM HAD 25 OR FEWER TOTAL REBOUNDS IN A GAME		
KU	24	at Texas Tech, 1-8-22
Opp.	25	by Seton Hall, 12-1-22
A TEAM OUT-REBOUNDED ITS OPPONENT BY 15+		
KU	+15 (50-35)	vs. Wisconsin, 11-24-22
Opp.	+18 (45-27)	by Tennessee, 11-25-22
A TEAM OUT-REBOUNDED ITS OPPONENT BY 20+		
KU	+21 (48-27)	vs. West Virginia, 3-10-22
Opp.	+20 (55-35)	by North Carolina, 4-4-22
A TEAM OUT-REBOUNDED ITS OPPONENT BY 30+		
KU	+30 (61-31)	vs. Alcorn State, 12-2-09
Opp.		Never
3+ PLAYERS WITH 10+ REBOUNDS IN A GAME		
KU	J. Wilson (13), C. Braun (11), D. McCormack (10)	
Opp.	A. Bacot (15), B. Manek (13), R.J. Davis (12)	
2 PLAYERS WITH A DOUBLE-DOUBLE IN SAME GAME		
KU	D. Harris (10p, 10a), K. McCullar (11p,11r)	
Opp.	B. Manek (13p, 13r), A. Bacot (15p, 15r), R.J. Davis (15p, 12r)	
3 PLAYERS WITH A DOUBLE-DOUBLE IN SAME GAME		
KU	J. Wilson (17p,13r), D. McCormack (22p, 10r), C. Braun (13p, 11r)	
Opp.	B. Manek (13p, 13r), A. Bacot (15p, 15r), R.J. Davis (15p, 12r)	
A PLAYER WITH A TRIPLE-DOUBLE IN A GAME		
KU	Jeff Withey (16 pts, 12 reb, 12 blk)	vs. San Jose State, 11-26-12
Opp.	Denzel Valentine (29 pts, 12 reb, 12 ast)	of Michigan State, 11-17-15
A TEAM HAD 25+ ASSISTS IN A GAME		
KU	26	at Oklahoma State, 2-14-23
Opp.	26	by Oklahoma, 1-10-94
A TEAM HAD 7 OR FEWER ASSISTS IN A GAME		
KU	7	vs. Providence, 3-25-22
Opp.	7	by Texas Southern, 11-28-22

THE LAST TIME...

A TEAM HAD 15+ STEALS IN A GAME		
KU	16	at Oklahoma, 2-11-23
Opp.	22	by West Virginia, 1-16-16
A TEAM DID NOT HAVE A STEAL IN A GAME		
KU		vs. Syracuse, 3-18-01
Opp.		Oakland, 11-25-09
A TEAM HAD 10+ BLOCKED SHOTS IN A GAME		
KU	13	vs. Duke, 11-15-22
Opp.	12	by Kentucky, 12-1-20
A TEAM DID NOT BLOCK A SHOT IN A GAME		
KU		vs. NC State, 11-23-22
Opp.		by Iowa State, 2-4-23
A TEAM COMMITTED 30+ FOULS IN A GAME		
KU	32	vs. Indiana, 11-11-16
Opp.	31	by West Virginia, 2-13-17
A TEAM COMMITTED 10 OR FEWER FOULS IN A GAME		
KU	7	vs. Villanova, 4-2-22
Opp.	6	by Texas Tech, 1-3-23
A TEAM HAD TWO PLAYERS DISQUALIFIED (FOUL OUT)		
KU	KJ Adams / Gradey Dick / Kevin McCullar	at Kansas State, 1-17-23
Opp.	Sam Waardenburg / Jordan Miller	of Miami, 3-27-22
A TEAM HAD THREE PLAYERS DISQUALIFIED (FOUL OUT)		
KU	KJ Adams / Gradey Dick / Kevin McCullar	at Kansas State, 1-17-23
Opp.	Poythress / Willis / Lee / Labissiere	of Kentucky, 1-30-16
A TEAM HAD FOUR PLAYERS DISQUALIFIED (FOUL OUT)		
KU	Frank Mason III / Devonte' Graham / Carlton Bragg Jr. / Landen Lucas	vs. Indiana, 11-11-16
Opp.		Never
A TEAM SCORED 50+ POINTS IN A HALF		
KU	50, 1st half	at Missouri, 12-10-22
Opp.	51, 1st half	by Kentucky, 1-29-22
A TEAM SCORED 60+ POINTS IN A HALF		
KU	66, 1st half	vs. Texas Southern, 11-21-17
Opp.	60, 2nd half	by Texas Tech, 2-13-99
A TEAM HAD 20 OR FEWER POINTS IN A HALF		
KU	20, 1st half	vs. UTEP, 3-4-21
Opp.	20, 1st half	by Wisconsin, 11-24-22
A TEAM SHOT 70% OR BETTER FG IN A HALF		
KU	70.8 (17-24), 2nd half	at Oklahoma State, 1-4-22
Opp.	75.0, 1st half	by Baylor, 1-25-93
A TEAM SHOT 20% OR WORSE FG IN A HALF		
KU	13.6%, 1st half	at TCU, 2-6-13
Opp.	20.0%, 1st half	by Providence, 3-25-22
A TEAM MADE 9+ 3-POINTERS IN A HALF		
KU	9, 2nd half	vs. West Virginia, 12-22-20
Opp.	9, 1st half	by Oklahoma State, 12-31-22
A TEAM MADE DID NOT MAKE A 3-POINTER IN A HALF		
KU	0-5, 1st half	vs. Miami, 3-27-22
Opp.	0-6, 1st half	by Kentucky, 1-28-23
A TEAM DID NOT MAKE A FREE THROW IN A HALF		
KU	1st half (0-0)	at Texas Tech, 1-3-23
Opp.	1st half (0-0)	by North Dakota State, 11-10-22
A TEAM DID NOT ATTEMPT A FREE THROW IN A HALF		
KU	1st half	at Texas Tech, 1-3-23
Opp.	1st half	by North Dakota State, 11-10-22
A TEAM HAD 30+ REBOUNDS IN A HALF		
KU	30, 1st half	at Oklahoma State, 1-4-22
Opp.	31, 2nd half	by Baylor, 1-12-19

A TEAM HAD 15+ ASSISTS IN A HALF			
KU	15, 1st half	at Texas Tech, 1-3-23	
Opp.	15, 1st half	by North Carolina, 3-25-12	
A TEAM DID NOT HAVE A TURNOVER IN A HALF			
KU	1st half	vs. Texas, 1-14-19	
Opp.	2nd half	vs. Kansas State, 1-13-18	
A TEAM HAD 10+ STEALS IN A HALF			
KU	10, 1st half	vs. Texas, 1-21-17	
Opp.	11, 2nd half	by Long Beach State, 12-6-11	
A TEAM HAD 7+ BLOCKED SHOTS IN A HALF			
KU	7, 1st half	vs. Duke, 11-15-22	
Opp.	7, 1st half	by Kentucky, 12-1-20	
A PLAYER SCORED 30+ POINTS IN A GAME			
KU	30 by Jalen Wilson	vs. TCU, 1-21-23	
Opp.	33 by Bryson Williams	of Texas Tech, 1-24-22	
A PLAYER SCORED 40+ POINTS IN A GAME			
KU	41 by Andrew Wiggins	at West Virginia, 3-8-14	
Opp.	46 by Buddy Hield	of Oklahoma, 1-4-16	
A PLAYER SHOT 80% OR BETTER FG IN A GAME (MIN. 10 ATT.)			
KU	80.0 (8-10) by KJ Adams	at Kentucky, 1-28-23	
Opp.	90.9 (10-11) by Eric Paschall	of Villanova, 3-31-18	
A PLAYER MADE 7+ 3-POINTERS IN A GAME			
KU	7 by Ochai Agbaji	vs. Texas Tech, 1-24-22	
Opp.	7 by Bryce Thompson	of Oklahoma State, 12-31-22	
A PLAYER SHOT 100% 3-POINT FG (MIN. 5 ATT.)			
KU	5-5 by Dajuan Harris Jr.	at Texas Tech, 1-3-23	
Opp.	5-5 by Marial Shayok	of Iowa State, 1-5-19	
A PLAYER MADE 12+ FREE THROWS IN A GAME			
KU	13 (13-13) by Devonte' Graham	vs. Texas Tech, 1-2-18	
Opp.	19 (19-22) by Reid Travis	of Stanford, 12-3-16	
A PLAYER SHOT 100% FREE THROWS IN A GAME (MIN. 10 ATT.)			
KU	10-10 by David McCormack	vs. Texas, 3-5-18	
Opp.	11-11 by Malik Curry	of West Virginia, 3-10-22	
A PLAYER HAD 8+ OFFENSIVE REBOUNDS IN A GAME			
KU	8 by KJ Adams	vs. Omaha, 11-7-22	
Opp.	8 by Oscar Tschiebwe	of West Virginia, 1-4-20	
A PLAYER HAD 12+ DEFENSIVE REBOUNDS IN A GAME			
KU	12 by Jalen Wilson	at TCU, 2-20-23	
Opp.	14 by Jaden Walker	of Iowa State, 2-13-21	
A PLAYER HAD 15+ TOTAL REBOUNDS IN A GAME			
KU	15 by David McCormack	at Kansas State, 1-22-22	
Opp.	15 by Armando Bacot	of North Carolina, 4-4-22	
A PLAYER HAD 10+ ASSISTS IN A GAME			
KU	11 by Dajuan Harris Jr.	at Kansas State, 1-17-23	
Opp.	10 by Tamin Lipsey	of Iowa State, 2-4-23	
A PLAYER HAD 7+ TURNOVERS IN A GAME			
KU	7 by Jalen Wilson	vs. Oklahoma, 1-9-21	
Opp.	7 Kadary Richmond	of Seton Hall, 12-1-22	
A PLAYER HAD 7+ BLOCKED SHOTS IN A GAME			
KU	7 by Udoka Azubuike	vs. Baylor, 1-11-20	
Opp.	9 by Trayce Jackson-Davis	of Indiana, 12-17-22	
A PLAYER HAD 7+ STEALS IN A GAME			
KU	7 by Xavier Henry	vs. Baylor, 1-20-10	
Opp.	7 by Terry Black	of Baylor, 2-26-00	
A PLAYER PLAYED ALL 40 MINUTES IN REGULATION			
KU	Jalen Wilson	at Kansas State, 1-17-23	
Opp.	R.J. Davis	of North Carolina 4-4-22	



-VS-

ALL-TIME SERIES

KANSAS LEADS, 42-7

Lawrence, Kan. (Allen Fieldhouse). 21-1 (21-1)

Lubbock, Texas (United Supermarkets Arena). 17-6 (13-5)

Neutral Sites 3-0

Big 12 Play. 32-7

Big 12 Championship (T-Mobile Center). 4-0 (3-0)

HIGHEST SCORES - KU

Lawrence 109

. KU 109-51, in 2007-08

Lubbock. 97

. KU 97-75, in 1960-61

COACHING RECORDS

Bill Self vs. Texas Tech

Total 29-9

At Kansas 28-6

Mark Adams vs. Kansas

Total 1-3

HIGHEST SCORES - TTU

Lawrence 91

. KU 94-91 (20T), in 2021-22

Lubbock. 91

. TTU 91-62, in 2018-19

LARGEST MARGINS

Kansas

Lawrence 58

Lubbock. 35

Texas Tech

Lawrence 12

Lubbock 29

GAME-BY-GAME		
12/07/1959.....Lawrence.....	W.....	85-71
12/05/1960.....Lubbock.....	W.....	97-75
12/10/1963.....Lawrence.....	W.....	73-67
12/04/1965.....Lubbock.....	W.....	74-70
12/15/1972.....Lawrence.....	W.....	67-51
12/20/1986.....Lawrence.....	W.....	82-52
12/21/1988.....Lubbock.....	W.....	81-80
01/29/1997.....Lubbock.....	W.....	86-77
01/24/1998.....Lawrence.....	W.....	88-49
02/13/1999.....Lubbock.....	L.....	84-90
02/05/2000.....Lawrence.....	W.....	87-62
01/06/2001.....Lubbock.....	W.....	94-82
02/09/2002.....Lawrence.....	W.....	108-81
03/09/2002.....Kansas City, Mo.*.....	W.....	90-50
03/03/2003.....Lubbock.....	W.....	65-56
02/07/2004.....Lawrence.....	W.....	96-77
02/14/2005.....Lubbock (2ot).....	L.....	79-80
01/30/2006.....Lawrence.....	W.....	86-52
01/20/2007.....Lubbock.....	L.....	64-69
03/03/2008.....Lawrence.....	W.....	109-51
03/04/2009.....Lubbock.....	L.....	65-84
01/16/2010.....Lawrence.....	W.....	89-63
03/11/2010.....Kansas City, Mo.*.....	W.....	80-68
02/01/2011.....Lubbock.....	W.....	88-66
01/11/2012.....Lubbock.....	W.....	81-46
02/18/2012.....Lawrence.....	W.....	83-50
01/12/2013.....Lubbock.....	W.....	60-46
03/04/2013.....Lawrence.....	W.....	79-42
03/14/2013.....Kansas City, Mo.*.....	W.....	91-63
02/18/2014.....Lubbock.....	W.....	64-63
03/05/2014.....Lawrence.....	W.....	82-57
01/10/2015.....Lawrence.....	W.....	86-54
02/10/2015.....Lubbock.....	W.....	83-50
01/09/2016.....Lubbock.....	W.....	69-59
02/27/2016.....Lawrence.....	W.....	67-58
01/07/2017.....Lawrence.....	W.....	85-68
02/11/2017.....Lubbock.....	W.....	80-79
01/02/2018.....Lawrence.....	L.....	73-85
02/24/2018.....Lubbock.....	W.....	74-72
02/02/2019.....Lawrence.....	W.....	79-63
02/23/2019.....Lubbock.....	L.....	62-91
02/01/2020.....Lawrence.....	W.....	78-75
03/07/2020.....Lubbock.....	W.....	66-62
12/17/2020.....Lubbock.....	W.....	58-57
02/20/2021.....Lawrence.....	W.....	67-61
01/08/22.....Lubbock.....	L.....	67-75
01/24/2022.....Lawrence (2ot).....	W.....	94-91
03/12/22.....Kansas City, Mo.*.....	W.....	74-65
01/03/2023.....Lubbock.....	W.....	75-72

*Big 12 Championship

THE JAYHAWKS VS. TEXAS TECH (*STARTER)

#0 BOBBY PETTIFORD

OPPONENT (Date)	MP	FG-A	PCT	3PT-A	PCT	FT-A	PCT	O-D-T	PF	A	TO	BLK	ST	TP
at Texas Tech (1.3.23) - W	24	3-6	.500	1-2	.500	0-0	---	0-4-4	1	6	2	0	0	7

#1 JOSEPH YESUFU

OPPONENT (Date)	MP	FG-A	PCT	3PT-A	PCT	FT-A	PCT	O-D-T	PF	A	TO	BLK	ST	TP
at Texas Tech (1.8.22) - L	2	0-2	.000	0-2	.000	0-0	---	0-0-0	0	0	0	0	0	0
vs. Texas Tech (3.12.22) - W	4	0-2	.000	0-1	.000	0-0	---	0-1-1	0	1	0	0	1	0
TOTAL (2 games)	6	0-4	.000	0-3	.000	0-0	---	0-1-1	0	1	0	0	1	0
Averages	24.5							2.3		3.0		0.0	0.2	2.25

#3 DAJUAN HARRIS JR.

OPPONENT (Date)	MP	FG-A	PCT	3PT-A	PCT	FT-A	PCT	O-D-T	PF	A	TO	BLK	ST	TP
at Texas Tech (12.17.20) - W	24	1-2	.500	1-1	1.000	0-0	---	0-3-3	2	3	2	0	0	3
TEXAS TECH (2.20.21) - W	14	0-1	0-0	0-0	---	0-0	---	0-2-2	1	4	0	0	0	0
*at Texas Tech (1.8.22) - L	29	1-3	.333	0-1	.000	0-0	---	0-1-1	2	3	0	0	0	2
*TEXAS TECH (1.24.22) - W	31	2-10	.200	0-1	.000	0-0	---	0-3-3	4	2	1	0	1	4
*vs. Texas Tech (3.12.22) - W	19	0-3	.000	0-3	.000	0-0	---	0-0-0	2	1	1	0	0	0
*at Texas Tech (1.3.23) - W	36	6-7	.857	5-5	1.000	1-2	.500	0-1-1	3	3	1	0	1	18
TOTAL (6 games, 4 starts)	153	10-26	.385	6-11	.545	1-2	.500	0-10-10	14	16	5	0	2	27
Averages	25.5							1.7		2.7		0.0	0.3	4.5

#4 GRADEY DICK

OPPONENT (Date)	MP	FG-A	PCT	3PT-A	PCT	FT-A	PCT	O-D-T	PF	A	TO	BLK	ST	TP
*at Texas Tech (1.3.23) - W	31	5-11	.455	1-5	.200	0-0	---	3-5-8	1	3	3	0	3	11

#10 JALEN WILSON

OPPONENT (Date)	MP	FG-A	PCT	3PT-A	PCT	FT-A	PCT	O-D-T	PF	A	TO	BLK	ST	TP
*at Texas Tech (12.17.20) - W	29	2-4	.500	1-3	.333	2-2	1.000	0-3-3	3	2	4	1	1	7
*TEXAS TECH (2.20.21) - W	37	4-11	.364	2-5	.400	1-2	.500	3-8-11	2	1	0	1	1	11
*at Texas Tech (1.8.22) - L	32	6-8	.750	3-5	.600	5-6	.833	1-1-2	1	0	4	1	3	20
*TEXAS TECH (1.24.22) - W	48	3-10	.300	0-3	.000	3-4	.750	1-10-11	4	2	2	0	3	9
*vs. Texas Tech (3.12.22) - W	35	5-9	.556	0-3	.000	2-4	.500	0-5-5	5	2	2	1	2	12
*at Texas Tech (1.3.23) - W	38	6-16	.375	3-9	.333	1-2	.500	1-5-6	3	3	1	0	1	16
TOTAL (6 games, 6 starts)	216	26-58	.448	9-28	.321	14-20	.700	6-32-38	18	10	13	4	11	75
Averages	36.0							6.3		1.7		0.7	1.8	12.5

#11 MJ RICE

OPPONENT (Date)	MP	FG-A	PCT	3PT-A	PCT	FT-A	PCT	O-D-T	PF	A	TO	BLK	ST	TP
at Texas Tech (1.3.23) - W	2	0-0	---	0-0	---	0-0	---	0-0-0	0	1	0	0	0	0

#15 KEVIN MCCULLAR

OPPONENT (Date)	MP	FG-A	PCT	3PT-A	PCT	FT-A	PCT	O-D-T	PF	A	TO	BLK	ST	TP
*at Texas Tech (1.3.23) - W	27	3-9	.333	1-3	.333	0-0	---	1-1-2	3	3	1	0	1	7

#21 ZACH CLEMENCE

OPPONENT (Date)	MP	FG-A	PCT	3PT-A	PCT	FT-A	PCT	O-D-T	PF	A	TO	BLK	ST	TP
at Texas Tech (1.8.22) - L	8	0-0	---	0-0	---	0-0	---	1-0-1	1	0	1	1	1	0

#24 K.J. ADAMS JR.

OPPONENT (Date)	MP	FG-A	PCT	3PT-A	PCT	FT-A	PCT	O-D-T	PF	A	TO	BLK	ST	TP
at Texas Tech (1.8.22) - L	3	0-0	---	0-0	---	0-0	---	1-0-1	0	1	0	0	0	0
TEXAS TECH (1.24.22) - W	16	2-2	1.000	0-0	---	2-3	.667	2-2-4	0	0	0	0	0	6
vs. Texas Tech (3.12.22) - W	1	0-0	---	0-0	---	0-0	---	0-0-0	0	0	0	0	0	0
*at Texas Tech (1.3.23) - W	30	7-13	.539	0-0	---	0-0	---	4-1-5	2	2	2	1	1	14
TOTAL (4 games, 1 start)	50	9-15	.600	0-0	---	2-3	.667	7-3-10	2	3	2	1	1	20
Averages	12.5							2.5		0.8		0.3	0.3	5.0

#31 CAM MARTIN

OPPONENT (Date)	MP	FG-A	PCT	3PT-A	PCT	FT-A	PCT	O-D-T	PF	A	TO	BLK	ST	TP
at Texas Tech (1.3.23) - W	4	1-1	1.000	0-0	---	0-0	---	1-0-1	0	0	0	0	0	2

#35 ZUBY EJIOFOR

OPPONENT (Date)	MP	FG-A	PCT	3PT-A	PCT	FT-A	PCT	O-D-T	PF	A	TO	BLK	ST	TP
at Texas Tech (1.3.23) - W	5	0-0	---	0-0	---	0-0	---	0-1-1	0	1	0	2	0	0



0

BOBBY PETTIFORD

SO • G • 6-1 • 190 • Durham, N.C. • South Granville HS • Twitter: @Bobbypettiford • IG: @bobbypettiford

2022-23 SEASON STATS

PPG	RPG	APG	FG%	3FG%	FT%
2.7	1.3	1.7	60.0	37.5	66.7
CAREER					
2.2	1.2	1.4	58.5	27.3	70.0

CAREER HIGHS

Points	13	vs. Omaha (11.7.22)
Field Goals	6	vs. Omaha (11.7.22)
Rebounds	4	vs. Stony Brook (11.18.21)
Assists	8	vs. North Dakota State (11.10.22)
Blocks	1	vs. Duke (11.15.22)
Steals	2	Omaha (11.7.22)
Minutes	24	at Texas Tech (1.3.23)

NOTES

Averages 13.2 minutes in 25 games played ... Has played in 14 of 16 league games, missing the other two due to injury ... Had 5 points and 2 assists vs. Baylor (2.18) ... Set career highs in points (13) and steals (2) vs. Omaha (11.7) in the season opener ... Had a career-high 8 assists vs. NDSU (11.10) ... In 2021-22, played in 14 games and had season-ending surgery in February ... Averaged 8.0 minutes per contest in 2021-22 ... 2020-21 All-State and named 2021 Carolinas Classic All-Star Game at South Granville HS and is it's all-time leader in scoring with 1,944 career points, assists (615) and steals (288).



1

JOSEPH YESUFU

JR • G • 6-0 • 180 • Bolingbrook, Ill. • Bolingbrook HS / Drake • Twitter: @_ilijoe1 • IG: @joe.yesufu1

2022-23 SEASON STATS

PPG	RPG	APG	FG%	3FG%	FT%
3.7	1.0	0.4	34.4	27.5	76.9
CAREER					
5.9	1.2	1.1	40.5	32.0	80.8

CAREER HIGHS (*AT DRAKE)

*Points	36	vs. Evansville (2.2.21)
*Field Goals	12	vs. Evansville (2.2.21)
*Rebounds	6	vs. Simpson (11.17.19)
*Assists	6	vs. Chicago State (12.20.20)
*Blocks	2	vs. Evansville (2.22.21)
*Steals	4	vs. Simpson (11.17.19)
*Minutes	40	5x, last vs. Wichita State (3.18.21)

NOTES

Averaging 11.9 minutes, 3.7 ppg in 28 games in 2022-23 ... Had 14 points vs. Texas (2.6) to tie his season-high, with five rebounds ... Scored a KU career-high 14 points on 6-11 FGs, 2-6 3FGs vs. Texas Southern (11.28) & vs. Tennessee (11.25) ... Averaged 9.2 minutes and 2.1 ppg with 11 3FGs made in 2021-22 ... Averaged 12.8 points per game in 2020-21 for Drake, including 23.2 points in the final nine games of the year ... Was the 2021 MVC Sixth Man of the Year ... Was chosen to the league's all-bench and most improved teams ... Named to the 2021 MVC All-Tournament ... 2021 MVC scholar athlete.



3

DAJUAN HARRIS JR.

JR-RS • G • 6-1 • 170 • Columbia, Mo. • Rock Bridge HS • Twitter: @DajuanH10 • IG: @dajuanharr1s

2022-23 SEASON STATS

PPG	RPG	APG	FG%	3FG%	FT%
8.5	2.4	6.3	47.6	42.4	65.6
CAREER					
5.4	1.6	4.2	45.6	40.0	72.7

CAREER HIGHS

Points	18	2x, last vs. Kansas State (1.31.23)
Field Goals	8	vs. Texas (2.6.23)
Rebounds	6	vs. Texas (2.6.23)
Assists	11	at Kansas State (1.17.23)
Blocks	4	vs. Texas (3.5.22)
Steals	6	vs. West Virginia (2.25.23)
Minutes	43	at Kansas State (1.17.23)

NOTES

An Academic All-America candidate, who is second in the Big 12 in assists per game, 6th nationally, (6.3), first in the league in assist-to-turnover ratio, 5th nationally (3.3) ... Kansas is 21-0 when Harris scores in double figures, 13-0 in 2022-23 ... Scored a career-high 18 pts. vs. Kansas State (1.31) ... Dished out his career high with 11 assists at Kansas State (1.17) ... In 2021-22, led the Big 12 in assist-to-turnover ratio (2.81), which was 14th nationally ... Was 5th in the conference in assists at 4.2 and 8th in steals (1.5) in 2021-22 ... Averaged 5.4 points and 1.4 rebounds in 2021-22 starting 39 of 40 games played ... Two-time Academic All-Big 12 First Team selection ... Will graduate from KU in May 2023 with a liberal arts & science degree.



4

GRADEY DICK

FR • G • 6-8 • 205 • Wichita, Kan. • Sunrise Christian Academy • Twitter: @gradey_dick • IG: @gr3dey

2022-23 SEASON STATS

PPG	RPG	APG	FG%	3FG%	FT%
14.9	5.0	1.6	45.3	41.8	84.4
CAREER					
14.9	5.0	1.6	45.3	41.8	84.4

CAREER HIGHS

Points	26	at Oklahoma State (2.14.23)
Field Goals	10	at Oklahoma State (2.14.23)
Rebounds	9	vs. Oklahoma State (12.31.22)
Assists	5	at Missouri (12.10.22)
Blocks	2	at Kansas State (1.17.23)
Steals	5	vs. Indiana (12.17.22)
Minutes	42	at Kansas State (1.17.23)

NOTES

On the midseason Wooden Award and Oscar Robertson Trophy watch lists ... A three-time Big 12 Newcomer of the Week this season ... In the Big 12 ranks 9th in points (14.9) and 6th in 3FGM (2.4) ... Leads KU with 71 3FGs made ... Has 8 games of 20-plus points ... Scored a career high 26 points at Oklahoma State (2.14) ... Scored 23 points in his KU debut against Omaha (11.7) ... A Kansas product who was the national 2022 Gatorade Player of the Year, becoming only the second KU player to earn the distinction (Andrew Wiggins in 2013) ... Played prep for powerhouse Sunrise Christian Academy in Bel Aire, Kansas, where he was named a 2022 McDonald's All-American.



5

KYLE CUFFE JR.

SO • G • 6-2 • 180 • Harlem, N.Y. • Blair Academy • Twitter: @kylecuffejr • IG: @kylecuffejr5

2022-23 SEASON STATS

PPG	RPG	APG	FG%	3FG%	FT%
0.0	0.5	0.0	0.0	-	0.0
CAREER					
0.0	0.5	0.0	0.0	-	0.0

CAREER HIGHS

Points	-	
Field Goals	-	
Rebounds	1	vs. Omaha (11.7.22)
Assists	-	
Blocks	-	
Steals	-	
Minutes	4	vs. North Dakota State (11.10.22)

NOTES

Played in the first two games before hurting his right knee in practice and has not played since ... Redshirted the 2021-22 season ... Played for powerhouse Blair Academy in Blairstown, New Jersey ... Son of former St. John's power forward Kyle Cuffe Sr., who attended Rice High School in New York City, the same high school as former KU standout guard Russell Robinson ... Combo guard who verbally committed to Kansas in December 2020 and reclassified for 2021.



10

JALEN WILSON

SO-RS • F • 6-8 • 215 • Denton, Texas • John H. Guyer HS • Twitter: @thejalenwilson • IG: @thejalenwilson

2022-23 SEASON STATS

PPG	RPG	APG	FG%	3FG%	FT%
19.6	8.4	2.5	41.8	34.1	76.4
CAREER					
13.6	7.7	2.0	43.0	31.6	71.1

CAREER HIGHS

Points	38	at Kansas State (1.17.23)
Field Goals	12	2x, last at Kansas State (1.17.23)
Rebounds	15	2x, last at Oklahoma State (1.4.22)
Assists	7	vs. Omaha (11.7.22)
Blocks	2	6x, last at Texas (2.6.23)
Steals	5	at Oklahoma (2.11.23)
Minutes	48	vs. Texas Tech (1.24.22)

NOTES

National player of the year candidate ... Leads the Big 12 in scoring at 19.6 ppg (31st nationally), rebounds at 8.4 rpg. and double-doubles (9) ... Secured his 25th career double-double with 21 points and 13 rebounds vs. Baylor (2.18) ... Posted back-to-back 30-point games with a career-high 38 at Kansas State (1.17) and 30 vs. TCU (1.21) ... Preseason All-Big 12 (unanimous selection) ... 2021-22: All-Big 12 Third Team ... Was 2nd in the Big 12 in rebounds at 7.4 rpg ... Posted 7 double-doubles, including three in the 2022 NCAA Tournament ... Entered the 2021 and 2022 NBA Drafts and returned to KU ... Will graduate from KU in May 2023 with a bachelor's degree in communications studies ... 2021 Big 12 All-Newcomer and All-Freshman teams.



11

MJ RICE FR • G • 6-5 • 220 • Henderson, N.C. • Prolific Prep (Calif.) • Twitter: @MJrice_1 • IG: @mjrice2

2022-23 SEASON STATS

PPG	RPG	APG	FG%	3FG%	FT%
2.4	1.0	0.2	41.3	15.4	66.7
CAREER					
2.4	1.0	0.2	41.3	15.4	66.7

CAREER HIGHS

Points	19	vs. Texas Southern (11.28.22)
Field Goals	6	vs. Texas Southern (11.28.22)
Rebounds	4	2x, last at Oklahoma (2.11.23)
Assists	2	vs. North Dakota State (11.10.22)
Blocks	1	2x, last at Kentucky (1.28.23)
Steals	1	6x, last at Oklahoma (2.11.23)
Minutes	22	vs. Texas Southern (11.28.22)

NOTES

Has played in 20 games this season with a 7.4 minutes per game average ... Logged 14 minutes vs. Oklahoma (2.7) with two points and four rebounds ... Scored a career-high 19 points against Texas Southern (11.28) ... Made his college debut against North Dakota State (11.10) and had 10 points, four rebounds and two assists in 18 minutes ... A five-star recruit who was a 2022 McDonald's All-American ... Described as a big-time scorer who has a strong, mature body and is explosive ... One of three McDonald's All-Americans in the Kansas freshman class along with Grady Dick and Ernest Udeh Jr.



12

WILDER EVERS FR • G • 6-3 • 190 • Birmingham, Ala. • Oak Mountain HS • Twitter: @EversWilder • IG: @wilderevers

2021-22 SEASON STATS

PPG	RPG	APG	FG%	3FG%	FT%
-	-	-	-	-	-
CAREER					
-	-	-	-	-	-

CAREER HIGHS

Points	-
Field Goals	-
Rebounds	-
Assists	-
Blocks	-
Steals	-
Minutes	-

NOTES

A walk-on from Birmingham, Alabama, who will provide depth at the guard spots ... Comes from a family with Kansas ties as his brother plays baseball for KU and his parents competed in track and field at KU.



13

CHARLIE MCCARTHY SO • G • 6-2 • 195 • Rancho Mirage, Calif. • Shadow Hills HS • IG: @chmac.32

2022-23 SEASON STATS

PPG	RPG	APG	FG%	3FG%	FT%
-	-	-	-	-	-
CAREER					
-	-	-	-	-	-

CAREER HIGHS

Points	-
Field Goals	-
Rebounds	-
Assists	-
Blocks	-
Steals	-
Minutes	-

NOTES

A member of the 2022 NCAA National Championship team ... Comes from a KU family as both parents are two of 23 family members who have graduated from KU with many still residing in the Lawrence, Kansas City and Salina, Kansas, areas ... His father, Kent, played baseball at KU ... Has an older sister, Annie, who attends KU, and a younger sister, Molly, is a freshman on the Kansas volleyball team ... Great grandfather was Howard Engleman, who played basketball at KU for coach Phog Allen and had his KU jersey retired in 2003 ... As a youth, attended numerous Kansas Bill Self Basketball Camps.



15

KEVIN MCCULLAR RS-SR • G • 6-6 • 210 • San Antonio, Texas • Wagner HS/Texas Tech • Twitter: @Kevin_McCullar • IG: @kevinmccullarjr

2022-23 SEASON STATS

PPG	RPG	APG	FG%	3FG%	FT%
11.1	7.3	2.5	43.8	28.6	77.7
CAREER					
9.3	5.2	2.1	43.4	29.4	73.7

CAREER HIGHS (*AT TEXAS TECH)

*Points	24	vs. Grambling (11.12.21)
*Field Goals	9	vs. Grambling (11.12.21)
Rebounds	13	vs. Kansas State (1.31.23)
Assists	8	at Oklahoma State (2.14.23)
*Blocks	4	vs. Baylor (1.16.21)
*Steals	6	vs. Texas (3.11.21)
*Minutes	44	at Kansas (1.24.22)

NOTES

Naismith Defensive Player of the Year Semifinalist ... Is second in the Big 12 in steals per game (2.1), which is 25th nationally, and third in the league in rebounds at 7.4 rpg ... Had a career-high eight assists in the win at Oklahoma State (2.14) ... Scored a KU career-high 21 points at Missouri (12.10) ... A transfer from Texas Tech who played in 78 games with 49 starts his three seasons at TTU ... Preseason All-Big 12 HM ... One of 20 on the Jerry West Shoot Guard of the Year Watch List ... Was a semifinalist for the Naismith Defensive Player of the Year award in 2021-22 ... Will graduate from Kansas in May 2023 with a liberal arts & sciences degree.



20

MICHAEL JANKOVICH SR • G • 6-5 • 190 • Dallas, Texas • Northfield Mount Hermon [Mass.] • Twitter: @michael_jank • IG: @mjankovich

2022-23 SEASON STATS

PPG	RPG	APG	FG%	3FG%	FT%
1.6	0.0	0.0	71.4	66.7	-
CAREER					
1.1	0.1	0.1	45.5	42.9	75.0

CAREER HIGHS

Points	5	vs. Monmouth (11.15.19)
Field Goals	1	10x, last vs. Oklahoma (2.11.23)
Rebounds	1	3x, last vs. Nevada (12.29.21)
Assists	1	vs. Chaminade (11.25.19)
Blocks	-	-
Steals	1	2x, last vs. USC (3.22.21)
Minutes	5	2x, last vs. Monmouth (11.15.19)

NOTES

Has played in 30 games while at Kansas, including nine this season ... Played in 10 contests in 2021-22 ... Is 8-for-19 FGs for his career, including 7-18 3FGs ... Played in 10 games in 2019-20 ... An invited walk-on who has solid range from beyond the arc ... Son of former SMU head coach Tim Jankovich, who spent five seasons as an assistant coach on Bill Self's staffs at Illinois and Kansas ... Lived in Lawrence from ages 4-8 while his father was on the KU staff.



21

ZACH CLEMENCE SO • F • 6-10 • 230 • San Antonio, Texas • Sunrise Christian Academy (Kan.) • Twitter: @BIGZTEXAS • IG: @zachary_clemence

2022-23 SEASON STATS

PPG	RPG	BPG	FG%	3FG%	FT%
1.4	1.4	0.4	31.0	21.4	33.3
CAREER					
1.8	1.7	0.3	34.8	25.0	45.7

CAREER HIGHS

Points	11	vs. Stony Brook (11.18.21)
Field Goals	3	2x, last vs. Oklahoma (1.10.23)
Rebounds	6	2x, last vs. Oklahoma State (2.14.22)
Assists	3	vs. Texas Southern (3.17.22)
Blocks	3	vs. Kansas State (1.31.23)
Steals	2	2x, last vs. Kansas State (1.31.23)
Minutes	15	vs. Kansas State (1.31.23)

NOTES

Scored a season-high 10 points on 3-6 shooting and 2-2 from 3FG vs. Oklahoma (1.10) ... Averaging 6.4 minutes and 1.5 rebounds in 16 games in 2022-23 ... Tied his season high with three rebounds vs. Harvard (12.22) ... Averaged 5.2 minutes per game last season ... Played his junior and senior prep career at national powers Sunrise Academy and Findley Prep ... Sunrise Academy went 21-4 in 2020-21 and was runner-up at the 2021 GEICO High School National Championship in Florida ... Attended Bill Self Basketball Camp and one of his counselors was 2021-22 teammate Mitch Lightfoot.



22

DILLON WILHITE

RS-FR • F • 6-9 • 240 • San Diego, Calif. • Cathedral Catholic HS • Twitter: @dillonwilhite • IG: @dillon.wilhite

2022-23 SEASON STATS

PPG	RPG	APG	FG%	3FG%	FT%
0.0	0.2	0.0	-	-	-
CAREER					
0.0	0.2	0.0	-	-	-

CAREER HIGHS

Points	-
Field Goals	-
Rebounds	1 at Oklahoma (2.11.23)
Assists	-
Blocks	-
Steals	-
Minutes	2 2x, last vs. Texas Southern (11.28.22)

NOTES

Has played in five games this season ... Made his college debut playing the final two minutes vs. NDSU (11.10) ... Redshirted the 2021-22 season ... Played basketball and volleyball in high school ... Comes from an athletic family as his sisters play volleyball at Georgetown, his father, who grew up in Lawrence, played golf at TCU and he has three cousins who played college football and an aunt who played college golf ... Cousin Brent Brennan is the head football coach at San Jose State ... Grandmother, Joanie Wilhite Stephens, has worked at Kansas Athletics for 38 years, including 25 years in the men's basketball office.



23

ERNEST UDEH JR.

FR • C • 6-11 • 250 • Orlando, Fla. • Cathedral Catholic HS • Twitter: @ernestudehjr • IG: @ernestudehjr

2022-23 SEASON STATS

PPG	RPG	BPG	FG%	3FG%	FT%
2.7	1.9	0.6	81.8	-	43.8
CAREER					
2.7	1.9	0.6	81.8	-	43.8

CAREER HIGHS

Points	10 vs. Seton Hall (12.1.22)
Field Goals	4 3x, last at Oklahoma (2.11.23)
Rebounds	6 vs. Kansas State (1.31.23)
Assists	1 5x, last at Oklahoma (2.11.23)
Blocks	4 vs. Duke (1.15.22)
Steals	3 at TCU (2.20.23)
Minutes	17 at Oklahoma (2.11.23)

NOTES

Averaging 8.2 minutes, 2.7 ppg and 1.9 rpg ... Beginning Dec. 1 vs. Seton Hall, 20-game span, has made a KU consecutive field goal record of 20 baskets with the previous record being 16 by Greg Dreiling in 1985-86 (four games) ... Played a career-high 17 minutes at Oklahoma (2.11) with eight points, four rebounds, two blocks and two steals ... Scored a career-high 10 points vs. Seton Hall (12.1) ... One of three McDonald's All-Americans in KU's freshmen class, along with Grady Dick and MJ Rice ... Has been called the best dancer and singer on the team.



24

KJ ADAMS JR.

SO • F • 6-7 • 220 • Austin, Texas • Westlake HS • Twitter: @kj_atz • IG: @kjadams

2022-23 SEASON STATS

PPG	RPG	BPG	FG%	3FG%	FT%
10.7	4.4	0.9	63.1	0.0	61.4
CAREER					
5.3	2.4	0.5	61.8	0.0	61.1

CAREER HIGHS

Points	22 vs. Oklahoma (1.10.23)
Field Goals	9 at Missouri (12.10.22)
Rebounds	9 vs. Omaha (11.7.22)
Assists	4 3x, last at Kansas State (1.17.23)
Blocks	3 vs. Southern Utah (1.18.22)
Steals	4 vs. Harvard (12.22.22)
Minutes	34 at Kansas State (1.17.23)

NOTES

Has started all 29 games ... Named Big 12 Player of the Week Jan. 16 ... Leads Kansas with a 63.1 field goal percentage, which ranks sixth on the KU single-season list ... Scored a career-high 22 points vs. Oklahoma (1.10) ... Scored in double figures in 11-straight games played and 17 times this season ... Pulled down a career-high nine rebounds vs. Omaha (11.7) ... 2022 Big 12 All-Freshman Team ... In 2021-22, played in 37 games as a freshman with one start, averaging 4.8 minutes and 1.0 points per game last season ... Following the 2020-21 season, won the American Family Insurance Slam Dunk Championship in conjunction with the 2021 Final Four on CBS ... Played lacrosse as a youth.



31

CAM MARTIN

RS-SR • F • 6-9 • 230 • Yukon, Okla. • Yukon HS / Missouri Southern State • Twitter: @cam_martin31 • IG: @cam-martin31

2022-23 SEASON STATS STATE

PPG	RPG	APG	FG%	3FG%	FT%
1.8	0.5	0.0	75.0	100.0	-
CAREER					
18.3	7.4	1.7	58.6	39.3	78.6

CAREER HIGHS (*AT MISSOURI SOUTHERN ST.)

*Points	54 at Missouri Western (2.22.20)
*Field Goals	18 at Minnesota State (11.10.18)
*Rebounds	21 vs. Lincoln (2.4.21)
*Assists	7 3x, last at Newman (11.21.20)
*Blocks	5 vs. Northeastern State (1.29.20)
*Steals	4 vs. Northwest Missouri State (2.2.21)
*Minutes	41 vs. Central Oklahoma (2.27.21)

NOTES

Played his first game this season at Missouri (12.10) after being out with an injury ... Has played in just four games due to injury ... Was a redshirt for Kansas' 2021-22 National Championship season ... Came to KU with 2,155 career points, 876 rebounds, 108 blocks and 67 steals ... Two-time MIAA all-conference first team his junior and senior seasons while at Missouri Southern State ... Finalist for the 2021 Bevo Francis Small College Basketball Player of the Year Award after being named first-team All-MIAA, All-Region and All-American while also being a member of the MIAA All-Tournament Team ... Missouri Southern's second-leading career scorer with 2,040 points.



35

ZUBY EJIOFOR

FR • F • 6-9 • 240 • Garland, Texas • Garland HS • Twitter: @ZubyEjiofor • IG: @zubyEjiofor

2022-23 SEASON STATS

PPG	RPG	BPG	FG%	3FG%	FT%
1.3	1.8	0.6	63.2	-	50.0
CAREER					
1.3	1.8	0.6	63.2	-	50.0

CAREER HIGHS

Points	8 vs. Indiana (12.17.22)
Field Goals	4 vs. Indiana (12.17.22)
Rebounds	7 vs. North Dakota State (11.10.22)
Assists	1 3x, last at Oklahoma (2.11.23)
Blocks	2 2x, last at Texas Tech (1.3.23)
Steals	1 3x, last vs. Harvard (12.22.22)
Minutes	12 vs. Indiana (12.17.22)

NOTES

Averaging 5.5 minutes per contest ... Scored a career-high eight points vs. Indiana (12.17) ... Pulled down five rebounds versus Duke (11.15) ... Had three points and seven rebounds against North Dakota State (11.10) ... A combo forward who mainly plays the five ... Plays with high energy ... A dominant player inside as he averaged a combined 20.6 points, 12.4 rebounds and 3.4 blocked shots his junior and senior seasons at Garland (Texas) High School.



R O C K C H A L K J A Y H A W K

TV/RADIO ROSTER

// 2022-23 KANSAS MEN'S BASKETBALL



0 **BOBBY PETTIFORD**
So. / G / 6-1 / 190
Durham, N.C.



1 **JOSEPH YESUFU**
Jr. / G / 6-0 / 180
Bolingbrook, Ill.



3 **DAJUAN HARRIS JR.**
Jr-RS. / G / 6-1 / 175
Columbia, Mo.



4 **GRADEY DICK**
Fr. / G / 6-8 / 205
Wichita, Kan.




5 **KYLE CUFFE JR.**
Fr-RS / G / 6-2 / 185
Harlem, N.Y.




10 **JALEN WILSON**
Jr-RS / F / 6-8 / 220
Denton, Texas



11 **MJ RICE**
Fr. / G / 6-5 / 215
Henderson, N.C.



12 **WILDER EVERS**
Fr. / G / 6-3 / 190
Birmingham, Ala.



13 **CHARLIE MCCARTHY**
So. / G / 6-2 / 195
Rancho Mirage, Calif.



15 **KEVIN MCCULLAR JR.**
Sr-RS / G / 6-6 / 210
San Antonio, Texas



20 **MICHAEL JANKOVICH**
Sr. / G / 6-5 / 190
Dallas, Texas



21 **ZACH CLEMENCE**
So. / F / 6-10 / 230
San Antonio, Texas



22 **DILLON WILHITE**
F-RS. / F / 6-9 / 240
San Diego, Calif.



23 **ERNEST UDEH JR.**
Fr. / C / 6-11 / 250
Orlando, Fla.



24 **KJ ADAMS JR.**
So. / F / 6-7 / 220
Austin, Texas



31 **CAM MARTIN**
Sr-RS / F / 6-9 / 230
Yukon, Okla.



35 **ZUBY EJIOFOR**
Fr. / F / 6-9 / 240
Garland, Texas



HC **BILL SELF**
Head Coach
20th Year at Kansas



KURTIS TOWNSEND
Assistant Coach
19th Year at Kansas



NORM ROBERTS
Assistant Coach
12th Year at Kansas



JEREMY CASE
Assistant Coach
Eighth Year at Kansas




FRED QUARTLEBAUM
Director of Operations
10th Year at Kansas



BRENNAN BECHARD
Director of Scouting
12th Year at Kansas



JOE DOOLEY
Director of Student-Athlete Development



DR. RAMSEY NIJEM
Director of Sport Performance
Fourth Year at Kansas