



# KANSAS

#KUBball

f /KANSASBASKETBALL

@KUHOOPS

@KUHOOPS

JANUARY 31, 2023 | KANSAS STATE | GAME NOTES

KANSAS COMMUNICATIONS

JAYHAWKS

17-4  
OVERALL5-3  
BIG 128/8  
RANKING (AP/COACHES)

VS

18-3  
OVERALL6-2  
BIG 127/6  
RANKING (AP/COACHES)

WILDCATS

Bill Self  
HEAD COACH573-128 (.817)  
KU RECORD IN SELF ERA, 20TH SEASONJerome Tang  
HEAD COACH18-3 (.857)  
RECORD AT KANSAS STATE, FIRST SEASON

## SCHEDULE (17-4--H: 10-1; A: 4-2; N: 3-1)

Date	Rnk	Rnk	Opponent	TV	Time/Result
NOVEMBER (7-1)					
3	5	-	PITT STATE (EXH.)	B12 NOW	W, 94-63
7	5	-	OMAHA	B12 NOW	W, 89-64
10	5	-	NORTH DAKOTA STATE	B12 NOW	W, 82-59
15	6	7	vs. Duke#	ESPN	W, 69-64
18	6	-	SOUTHERN UTAH	B12 NOW	W, 82-76
23	3	-	vs. North Carolina St.%	ESPN	W, 80-74
24	3	-	vs. Wisconsin%	ESPN	W, 69-68 (ot)
25	3	22	vs. Tennessee%	ESPN	L, 50-64
28	9	-	TEXAS SOUTHERN	B12 NOW	W, 87-55
DECEMBER (5-0)					
1	9	-	SETON HALL-	ESPN	W, 91-65
10	6	rv	at Missouri	ESPN	W, 95-67
17	8	14	INDIANA	ESPN2	W, 84-62
22	4	-	HARVARD	ESPN2	W, 68-54
31	4	-	OKLAHOMA STATE*	CBS	W, 69-67
JANUARY (5-3)					
3	3	-	at Texas Tech*	ESPN2	W, 75-72
7	3	rv	at West Virginia*	B12 NOW	W, 76-62
10	2	-	OKLAHOMA*	ESPN2	W, 79-75
14	2	14	IOWA STATE*	B12 NOW	W, 62-60
17	2	13	at Kansas State*	ESPN	L, 82-83 (ot)
21	2	14	TCU*	CBS	L, 60-83
23	9	21	at Baylor*	ESPN	L, 69-75
28	9	rv	at Kentucky*	ESPN	W, 77-68
31	8	7	KANSAS STATE	B12 NOW	7 p.m.
FEBRUARY (0-0)					
4	8	13	at Iowa State*	ESPN	11 a.m.
6	8	10	TEXAS*	ESPN	8 p.m.
11	-	-	at Oklahoma*	CBS	12 p.m.
14	-	-	at Oklahoma State*	ESPN/2	8 p.m.
18	-	-	BAYLOR*	ESPN	3 p.m.
20	-	-	at TCU*	ESPN	8 p.m.
25	-	-	WEST VIRGINIA*	ESPN/2	3 p.m.
28	-	-	TEXAS TECH*	ESPN/2/U	8 p.m.
MARCH (0-0)					
4	-	-	at Texas*	ESPN/2	TBD
8-11	-	-	Big 12 Championship (T-Mobile, Kansas City, Mo.)		

All times Central and subject to change; **Home Games in ALL CAPS and bold**; Rank: Associated Press poll; #State Farm Champions Classic; %Battle 4 Atlantis; -Big 12-Big EAST Battle; \*SEC/Big 12 Challenge; \*Big 12 Conference game



## COMMUNICATIONS

CHRIS THEISEN

Asst. AD for Communications

e theisen@ku.edu

c 785.331.9356

## #7/6 KANSAS STATE AT #8/8 KANSAS

Lawrence, Kan. • Allen Fieldhouse (16,300)  
Tuesday, January 31, 2023 • 7 p.m. (CT)  
Dillons Sunflower Showdown

### Big 12 NOW via ESPN+

Play-by-Play: Jon Sciambi  
Analyst: Jay Bilas  
Reporter: Kris Budden  
Producer: Tom Scofield  
Director: Charlie Reynolds

### JAYHAWK RADIO NETWORK

Radio: Jayhawk Radio Network  
Webcast: KUathletics.com/Radio  
Play-by-Play: Brian Hanni  
Analyst: Greg Gurley  
Producer/Engineer: Steve Kincaid

### TIPOFF

- No. 8 Kansas (17-4, 5-3) returns home to host No. 7 Kansas State (18-3, 6-2) in the Dillons Sunflower Showdown on Jan. 31. The game from Allen Fieldhouse will begin at 7 p.m. (Central) and be televised on Big 12 NOW via ESPN+ with Jon Sciambi, Jay Bilas and Kris Budden on the call.
- This contest is KU's Team IMPACT game honoring teammate Jonathan Phog "JP" Bemberger, who has been a part of the Kansas men's basketball program for the past three seasons.
- At halftime of the game there will be a Folds of Honor recognition that includes Folds of Honor CEO Dan Rooney, a KU graduate and former Jayhawk golfer.
- The Naismith Trophy, which tours top venues, will be in Allen Fieldhouse in the Booth Family Hall of Athletics prior to the KSU-KU contest.
- Last season, Kansas became the all-time winningest program in NCAA Division I, currently at 2,374 victories.
- Kansas leads the overall series with Kansas State, 203-95, including a 52-18 record in Allen Fieldhouse.
- Kansas is No. 8 in the NET Rankings through games played on Jan. 29. Kansas is No. 1 in NET Strength of Schedule and its eight Quadrant 1 wins are the most in NCAA Division I.
- Redshirt-junior Jalen Wilson leads the Big 12 in scoring at 21.4 ppg, which is ninth nationally. Wilson also leads the Big 12 with eight double-doubles, which is 29th nationally. Wilson has scored 113 points over his last four games, which marks the most points by a Kansas player in a four-game stretch since the inception of the Big 12 in 1996-97.
- Redshirt-junior Dajuan Harris Jr. leads the Big 12 in assist-to-turnover ratio at 3.11 (seventh nationally). His 6.5 assists per game are second in the league and fifth nationally.
- Named to the 2023 Naismith Defensive Player of the Year watch list, redshirt-senior Kevin McCullar Jr. leads the Big 12 in steals (2.5), which is ninth nationally.
- Freshman Grady Dick leads the Big 12 and is 18th nationally in three-point field goal percentage at 42.7%.

## SERIES AT A GLANCE (DETAILED SERIES ON PAGE 42)

OVERALL **KU LEADS 203-95 (52-18 IN AFH)**  
CURRENT STREAK **KANSAS STATE, 1 WIN**  
LAST MEETING **KSU, 83-82 OT (1.17.23, MANHATTAN)**



76.0	POINTS PER GAME	77.1
46.6	FG%	46.2
35.8	3FG%	35.5
72.5	FT%	73.7
36.9	REBOUNDS PER GAME	35.8
17.1	ASSISTS PER GAME	17.7
4.0	BLOCKS PER GAME	2.9
8.9	STEALS PER GAME	7.9
67.5	SCORING DEFENSE	67.3
41.0	FG% DEFENSE	41.8
31.6	3FG% DEFENSE	28.4
+2.6	REBOUND MARGIN	+2.0
1.4	AST-TO RATIO	1.3

## LAST GAME STARTERS [2022-23 SEASON STATS]

<b>3 HARRIS JR.</b> R-JR • GUARD	<b>4 DICK</b> FR • GUARD	<b>10 WILSON</b> RS-JR • FORWARD	<b>15 MCCULLAR JR.</b> RS-SR • GUARD	<b>24 ADAMS JR.</b> SO • FORWARD
MIN <b>33.2</b>	MIN <b>32.0</b>	MIN <b>35.4</b>	MIN <b>30.7</b>	MIN <b>26.7</b>
PPG <b>7.2</b>	PPG <b>14.8</b>	PPG <b>21.4</b>	PPG <b>10.4</b>	PPG <b>10.7</b>
FG% <b>44.4</b>	FG% <b>44.9</b>	FG% <b>43.1</b>	FG% <b>43.3</b>	FG% <b>64.1</b>
AST <b>6.5</b>	3FG% <b>42.7</b>	REB <b>8.6</b>	REB <b>7.5</b>	REB <b>4.3</b>
STL <b>1.9</b>	REB <b>5.2</b>	AST <b>2.5</b>	AST <b>2.1</b>	BLK <b>1.0</b>

NUMERICAL ROSTER

NO.	NAME	POS.	HT.	WT.	YR.	EXP.	HOMETOWN / HIGH SCHOOL / PREVIOUS SCHOOL	
0	Bobby Pettiford Jr.	6-1	190	G	So.	1L	Durham, N.C.	South Granville HS
1	Joseph Yesufu	6-0	180	G	Jr.	1L	Bolingbrook, Ill.	Bilingbrook HS / Drake
3	Dajuan Harris Jr.	6-1	175	G	RS-Jr.	2L	Columbia, Mo.	Rock Bridge HS
4	Gradey Dick	6-8	205	G	Fr.	HS	Wichita, Kan.	Sunrise Academy
5	Kyle Cuffe Jr.	6-2	185	G	RS-Fr.	HS	Harlem, N.Y.	Blair Academy
10	Jalen Wilson	6-8	225	F	RS-Jr.	2L	Denton, Texas	John H. Guyer HS
11	MJ Rice	6-5	215	G	Fr.	HS	Henderson, N.C.	Prolific Prep [Calif.]
12	Wilder Evers	6-3	190	G	Fr.	HS	Birmingham, Ala.	Oak Mountain HS
13	Charlie McCarthy	6-2	195	G	So.	HS	Rancho Mirage, Calif.	Shadow Hills HS
15	Kevin McCullar Jr.	6-6	210	G	RS-Sr.	TR	San Antonio, Texas	Wagner HS / Texas Tech
20	Michael Jankovich	6-5	190	G	Sr.	3L	Dallas, Texas	Northfield Mount Hermon [Mass.]
21	Zach Clemence	6-10	230	F	So.	1L	San Antonio, Texas	Sunrise Christian Academy [Kan.]
22	Dillon Wilhite	6-9	240	F	RS-Fr.	HS	San Diego, Calif.	Cathedral Catholic HS
23	Ernest Udeh Jr.	6-11	250	C	Fr.	HS	Orlando, Fla.	Dr. Phillips HS
24	KJ Adams Jr.	6-7	225	F	So.	1L	Austin, Texas	Westlake HS
31	Cam Martin	6-9	230	F	RS-Sr.	TR	Yukon, Okla.	Yukon HS / Missouri Southern State
35	Zuby Ejiofor	6-9	240	F	Fr.	HS	Garland, Texas	Garland HS

ALPHABETICAL ROSTER

NO.	NAME	POS.	HT.	WT.	YR.	EXP.	HOMETOWN / HIGH SCHOOL / PREVIOUS SCHOOL	
24	KJ Adams Jr.	6-7	225	F	So.	1L	Austin, Texas	Westlake HS
21	Zach Clemence	6-10	230	F	So.	1L	San Antonio, Texas	Sunrise Christian Academy [Kan.]
5	Kyle Cuffe Jr.	6-2	185	G	RS-Fr.	HS	Harlem, N.Y.	Blair Academy
4	Gradey Dick	6-8	205	G	Fr.	HS	Wichita, Kan.	Sunrise Academy
35	Zuby Ejiofor	6-9	240	F	Fr.	HS	Garland, Texas	Garland HS
12	Wilder Evers	6-3	190	G	Fr.	HS	Birmingham, Ala.	Oak Mountain HS
3	Dajuan Harris Jr.	6-1	175	G	RS-Jr.	2L	Columbia, Mo.	Rock Bridge HS
20	Michael Jankovich	6-5	190	G	Sr.	3L	Dallas, Texas	Northfield Mount Hermon [Mass.]
31	Cam Martin	6-9	230	F	S-Sr.	TR	Yukon, Okla.	Yukon HS / Missouri Southern State
13	Charlie McCarthy	6-2	195	G	So.	HS	Rancho Mirage, Calif.	Shadow Hills HS
15	Kevin McCullar Jr.	6-6	210	G	RS-Sr.	TR	San Antonio, Texas	Wagner HS / Texas Tech
0	Bobby Pettiford Jr.	6-1	190	G	So.	1L	Durham, N.C.	South Granville HS
11	MJ Rice	6-5	215	G	Fr.	HS	Henderson, N.C.	Prolific Prep [Calif.]
23	Ernest Udeh Jr.	6-11	250	C	Fr.	HS	Orlando, Fla.	Dr. Phillips HS
22	Dillon Wilhite	6-9	240	F	RS-Fr.	HS	San Diego, Calif.	Cathedral Catholic HS
10	Jalen Wilson	6-8	220	F	RS-Jr.	2L	Denton, Texas	John H. Guyer HS
1	Joseph Yesufu	6-0	180	G	Jr.	1L	Bolingbrook, Ill.	Bilingbrook HS / Drake

SOCIAL ROSTER

NO.	NAME	TWITTER	INSTAGRAM
0	Bobby Pettiford	@Bobbypettiford	@bobbypettiford
1	Joseph Yesufu	@_iljoel	@joe.yesufu1
3	Dajuan Harris Jr.	@DajuanH10	@dajuanharris
4	Gradey Dick	@gradey_dick	@gr3dey
5	Kyle Cuffe Jr.	@kylecuffejr	@kylecuffejr5
10	Jalen Wilson	@Thejalenwilson	@Thejalenwilson
11	MJ Rice	@MJrice_1	@mjrice2
12	Wilder Evers	@EversWilder	@wilderevers
13	Charlie McCarthy		@chmac.32
15	Kevin McCullar Jr.	@Kevin_McCullar	@kevinmccullarjr
20	Michael Jankovich	@michael_jank	@mjankovich
21	Zach Clemence	@BIGZTEXAS	@zachary_clemence
22	Dillon Wilhite	@dillonwilhite	@dillon.wilhite
23	Ernest Udeh Jr.	@ernestudehjr	@ernestudehjr
24	KJ Adams Jr.	@kj_axt	@kjadams
31	Cam Martin	@cam_martin31	@cam-martin31
35	Zuby Ejiofor	@Zubyejiofor	@zubyejiofor

COACHING STAFF

NAME	POSITION // YEAR AT KU	ALMA MATER // YEAR
Bill Self	Head Coach // 20th	Oklahoma State // 1985
Kurtis Townsend	Assistant Coach // 19th	Western Kentucky // 1982
Norm Roberts	Assistant Coach // 12th	Queens College // 1987
Jeremy Case	Assistant Coach // 8th	Kansas // 2007
Fred Quartlebaum	Dir. of Basketball Operations // 10th	Fordham // 1989
Brennan Bechard	Dir. of Scouting // 12th	Kansas // 2009
Joe Dooley	Dir. of S-A Development // 11th	George Washington //1988
Dr. Ramsey Nijem	Dr. of Sport Performance// 4th	UC Santa Barbara // 2012
Brady Morningstar	Video Coordinator // 2nd	Kansas // 2011

PRONUNCIATIONS

ZUBY EJIOFOR	.....ZOO-be EDGE-eh-for
Wilder EVERS	.....EE-vers
Michael JANKOVICH	.....JANK-oh-vitch
Ernest UDEH	.....OO-deh
Dillon WILHITE	.....WILL Height
Joseph YESUFU	.....Yes-a-foo

## ABOUT KANSAS

No. 8 Kansas (17-4, 5-3 Big 12) is coming off a 77-68 win at fellow blue blood Kentucky in the SEC/Big 12 Challenge on Jan. 28. The Jayhawks are averaging 76.0 points per game and have a plus-8.5 scoring margin. Kansas pulls down 37.0 rebounds per contest with a plus-2.5 rebounding margin. KU is second in the Big 12 in assists per game at 17.1, which is 14th nationally, and second in assist-to-turnover ratio at 1.38, which is 29th nationally. Kansas also averages 8.9 steals, which is 25th nationally, and 4.0 blocked shots per game.

Redshirt-junior forward Jalen Wilson leads the Big 12 in scoring at 21.4 points per game, which is 11th nationally, and double-doubles with eight, which is 31st nationally. The All-American candidate, who was recently named to the Oscar Robertson Trophy and Wooden Award midseason lists, along with teammate Grady Dick, Wilson is second in the conference in rebound average with 8.6 boards per contest. A freshman guard, Dick is a two-time Big 12 Newcomer of the Week who averages 14.8 points per game and leads the Big 12, 17th nationally, with a 42.7 three-point field goal percentage. Dick's 53 threes made are the second most made in the league. Named the Big 12 Player of the Week Jan. 16, sophomore KJ Adams Jr. is shooting 64.1 percent from the field and averages 10.7 points and 4.3 rebounds per game. Adams is scoring 13.0 points per contest in Big 12 games. Named to the Naismith Defensive Player of the Year Watch List, redshirt-senior guard Kevin McCullar Jr. has posted back-to-back double-doubles and is averaging 10.4 points and 7.5 rebounds for the season. McCullar leads the Big 12 in steals per game at 2.5, which is eighth nationally. Redshirt-junior Dajuan Harris Jr. leads the Big 12 and is sixth nationally in assist-to-turnover ratio at 3.11. Harris is second in the league in assists per game at 6.5, which is fifth nationally. Harris is averaging 7.2 points and 1.9 steals per contest.

Other KU regulars include junior guard Joseph Yesufu (3.3 ppg, 11 3FGs), sophomore guard Bobby Pettiford Jr. (2.8 ppg, 36 assists), freshman guard MJ Rice (3.0 ppg), freshman forward Ernest Udeh Jr. (2.0 ppg), freshman forward Zubey Ejirofor (1.4 ppg), super-senior forward Cam Martin (1.8 ppg, four games played) and sophomore forward Zach Clemence (1.2 ppg)

## ABOUT KANSAS STATE

Located in Manhattan, Kansas, 74 miles from Lawrence, No. 7 Kansas State is 18-3 overall and 6-2 in Big 12 play after its 64-50 win against Florida on Jan. 28. The Wildcats are coached by Jerome Tang who is in his first season as a head coach with an 18-3 record.

Kansas State is 3-3 in road games and 6-3 in games not played in Bramlage Coliseum. The Wildcats average 77.1 points per game with a plus-9.9 scoring margin. K-State pulls down 35.8 rebounds per contest with a plus-2.0 rebound margin. Kansas State leads the Big 12 in assists per game at 17.7, which is seventh nationally, and in three point field goal percentage defense (28.4%), which ranks 11th nationally. KSU also averages 7.9 steals and 2.9 blocked shots per game.

Senior forward Keyontae Johnson leads Kansas State in scoring at 18.0 points per game, which is third in the Big 12. Johnson leads the team with a 7.7 rebound average and has made 23 three-point field goals this season. Senior guard Markquis Nowell leads the Big 12 in assists per game at 8.2, which is second nationally. Nowell also leads the KSU team with 49 threes and 49 steals. Junior forward Nae'Qwan Tomlin leads KSU with 22 blocked shots to complement his 10.5 points and 5.8 rebounds averages. Other K-State starters include sophomore guard Cam Carter (6.9 ppg, 3.1 rpg) and senior center Abayomi Iyiola (4.4 ppg, 3.4 rpg) and junior forward David N'Guessan (7.3 ppg, 4.4 rpg), who missed five games due to injury but is back in the starting lineup. Other KSU regulars include senior guard Desi Sills (8.2 ppg, 3.2 rpg, 46 assists), junior forward Ismael Massoud (5.8 ppg, 23 threes) and senior guard Tykei Greene (3.3 ppg).

## THE KANSAS-KANSAS STATE SERIES

Kansas leads the overall series with Kansas State, 203-95, and has won seven of the last eight and 15 of the last 17 matchups. Since Feb. 12, 1994, Kansas has won 64 of the last 71 meetings with K-State. This series started in 1907 and Kansas is 93-35 in meetings in Lawrence, including 52-18 in Allen Fieldhouse. Beginning in 2007, Kansas has won the last 16 matchups against Kansas State in Allen Fieldhouse.

Since the inception of the Big 12 Conference, KU is 56-7 against KSU (46-7 in regular-season battles and 10-0 in the Big 12 Championship). KU head coach Bill Self is 39-7 all-time against K-State, 38-7 while at KU. KSU's Jerome Tang is 1-0 against KU.

Earlier this season, No. 13 Kansas State defeated No. 2 Kansas, 83-82 in overtime on Jan. 17 in Bramlage Coliseum. Kansas was led by Jalen Wilson who scored a career-high 38 points, while KJ Adams added 17 points and Grady Dick had 16 points. Wilson just missed a double-double, pulling down a team-high nine rebounds. K-State led 44-39 at halftime and the teams were tied at 72-72 at the end of regulation. KSU's Keyonte Johnson and Desi Sills each scored 24 points in the contest.

## MOST ALL-TIME VICTORIES OVER AN OPPONENT IN NCAA DI HISTORY (ENTERING 2022-23; SOURCE: NCAA RECORDS BOOK)

W-L RECORD	TEAM	OPPONENT	YEARS OF SERIES
<b>203-94</b>	<b>KANSAS</b>	<b>Kansas State</b>	<b>1907-2022</b>
191-120	Washington	Oregon	1904-2022
195-163	Oregon State	Oregon	1903-2022
187-107	Washington	Washington St.	1910-2022
<b>188-66</b>	<b>KANSAS</b>	<b>Iowa State</b>	<b>1908-2022</b>
175-128	Oregon State	Washington St.	1907-2022
<b>173-95</b>	<b>KANSAS</b>	<b>Missouri</b>	<b>1907-2022</b>
<b>172-71</b>	<b>KANSAS</b>	<b>Nebraska</b>	<b>1900-2018</b>

## A KANSAS WIN WOULD...

Make Kansas 18-4 overall and 6-3 in Big 12 play ... Give Kansas its 17th-straight win against Kansas State in Allen Fieldhouse ... Make the KU-KSU all-time series 204-95 in favor of Kansas, including 53-18 in Allen Fieldhouse ... Make Kansas 11-1 in Allen Fieldhouse this season, 841-117 all time in the venue, including 303-17 in the Bill Self era ... Make Self 574-128 while at Kansas, 777-233 all-time and 40-7 versus Kansas State, 39-7 while at KU ... Make Kansas 2,375-881 all-time.

## A KANSAS LOSS WOULD...

Make Kansas 17-5 overall and 5-4 in Big 12 play ... Make Kansas State just the third Big 12 opponent in the Bill Self era (since 2003-04) to sweep a home-and-home series ... Make the KU-KSU series 203-96 in favor of Kansas, giving Kansas State consecutive wins in the series for the first time since March 13, 1993 (Big Eight Tournament) and Jan. 17, 1994 (in Lawrence) ... End a 16-game winning streak inside Allen Fieldhouse and make the series 52-19 in favor of Kansas in the venue ... Make Kansas 10-2 in Allen Fieldhouse this season, 840-118 all-time in the venue, including 302-18 in the Bill Self era ... Be consecutive losses in Allen Fieldhouse for the first time since the 1988-89 season when KU lost four straight in the venue) ... Drop Bill Self to 573-129 while at Kansas, 776-234 all-time and 39-8 against Kansas State, 38-8 while at KU ... Make Kansas 2,374-882 all-time.

## KENTUCKY LEFTOVERS

- Beginning with last season's NCAA title game, Kansas has won its last four Blue Blood battles - vs. North Carolina, Duke, Indiana and at Kentucky.
- Kansas ended up 6-4 all-time in the SEC/Big 12 Challenge.
- KU improved to 3-8 versus Kentucky in Lexington, with all three wins coming under Bill Self.
- Kansas shot 90.0 percent (9-of-10) from the free throw line. After shooting 100 percent at Baylor on Jan. 23, the Jayhawks have shot 90.0 percent or better from the free throw line in back-to-back true road games for the first time since at least the 1996-97 season.

# QUICK FACTS

## GENERAL INFORMATION

Location . . . . .	Lawrence, Kan.
Enrollment . . . . .	27,685
Founded . . . . .	1866
Nickname . . . . .	Jayhawks
School Colors . . . . .	Crimson (Pantone 186) and Blue (Pantone 293)
Conference . . . . .	Big 12
Chancellor . . . . .	Douglas A. Giron
Athletics Director . . . . .	Travis Goff
Deputy Athletics Director (MBB) . . . . .	Sean Lester
Athletics Website . . . . .	www.KUAthletics.com
Ticket Office Phone . . . . .	1.800.34.HAWKS (42957)

## HISTORY

Seasons of Basketball . . . . .	125th
First Season . . . . .	1888-89
All-Time Record (Win %) . . . . .	2,374-881 (72.9%)
Conference Regular-Season Titles (last) . . . . .	63 (2022)
Conference Postseason Tourn. Titles (last) . . . . .	16 (2022)
NCAA Tournament Appearances (last) . . . . .	50 (2022)
NCAA Tournament Record . . . . .	115-48
Consecutive NCAA Appearances . . . . .	32 (1990-pres.)
NCAA Final Four Appearances (last) . . . . .	16 (2022)
NIT Appearances (last) . . . . .	2 (1969)

## ALLEN FIELDHOUSE

Year Opened (Seasons) . . . . .	1955 (65th season)
Capacity . . . . .	16,300
Consecutive Sellouts . . . . .	347 games (Since 2001-02)
All-Time Record (Win %) . . . . .	840-117 (87.8%)
Record under Bill Self (Win %) . . . . .	302-17 (94.7%)

## COACHING STAFF

Head Coach . . . . .	Bill Self (Oklahoma State, '85)
Record at KU . . . . .	573-128 (20th season)
Overall Record . . . . .	776-233 (30th season)
Assistant Coach . . . . .	Kurtis Townsend (W. Kentucky, '82)
	19th season
Assistant Coach . . . . .	Norm Roberts (Queens College, '87)
	12th season
Assistant Coach . . . . .	Jeremy Case (Kansas, '07)
	Ninth season

## 2021-22 REVIEW

Overall Record . . . . .	34-6
Big 12 Record (Finish) . . . . .	14-4 (1st)
Home Record . . . . .	16-1
Road Record . . . . .	6-4
Neutral Record . . . . .	12-1
Big 12 Championship . . . . .	3-0
NCAA Tournament . . . . .	6-0
Associated Press Poll Ranking (final) . . . . .	3
USA TODAY Coaches' Poll Ranking (final) . . . . .	1

## 2022-23 TEAM INFORMATION

Letterwinners Returning / Lost . . . . .	7 / 7
Starters Returning / Lost . . . . .	2 / 3
Newcomers . . . . .	6
Fr / So / Jr / Sr . . . . .	8 / 4 / 3 / 3

## COMMUNICATIONS

Daniel Berk . . . . .	Associate Athletics Director PR & Communications
Phone . . . . .	785.312.2159
Email . . . . .	dberk@ku.edu
Chris Theisen . . . . .	Assistant AD Communications (MBB)
Phone . . . . .	785.331.9356
Email . . . . .	theisen@ku.edu
Hope Brown . . . . .	Social Media Manager (MBB)
Phone . . . . .	785.393.9526
Email . . . . .	hopebrown@ku.edu

Mailing Address . . . . .	Kansas Athletics Communications
	1651 Naismith Drive, Parrott 1400
	Lawrence, KS 66045-4069
Main Office Phone . . . . .	785.864.3417
Twitter/Instagram . . . . .	@KUHoops
Facebook . . . . .	/KansasBasketball
Hashtags . . . . .	#KUBall #RockChalk #PayHeed

2022-23 ACCOLADES

TEAM

Preseason No. 5 in USA TODAY Coaches Poll  
Preseason No. T-5 in Associated Press Poll  
Preseason No. 2 in Big 12 Conference Coaches' Poll

KJ ADAMS JR.

Big 12 Player of the Week (1.16.23)

GRADEY DICK

Oscar Robertson Trophy Midseason Watch List (1 of 50)  
Wooden Award Midseason Top 25 Watch List  
co-Big 12 Newcomer of the Week (12.5.22)  
Big 12 Newcomer of the Week (11.21.22)

KEVIN MCCULLAR JR.

Naismith Defensive Player of the Year Watch List (1 of 15)  
Wooden Award Preseason Top 50 Watch List  
Naismith Trophy Preseason Watch List (1 of 50)  
Preseason All-Big 12 Team HR  
Jerry West Shooting Guard of the Year Watch List

JALEN WILSON

Wooden Award Late Season Top 20 Watch List  
The Sporting News Midseason All-America First Team  
Oscar Robertson Trophy Midseason Watch List (1 of 50)  
Wooden Award Midseason Top 25 Watch List  
Big 12 Player of the Week (12.5.22)  
Battle 4 Atlantis All-Tournament Team  
Wooden Award Preseason Top 50 Watch List  
Naismith Trophy Preseason Watch List (1 of 50)  
Sporting News Preseason All-America Second Team  
Preseason All-Big 12 Team  
Julius Erving Small Forward of the Year Watch List  
NABC Division I Player of the Year Watch List (1 of 20)

ASSOCIATED PRESS (AP)

JAN. 30, 2022

RANK	SCHOOL (FIRST PLACE VOTES)	RECORD	POINTS
1	Purdue (62)	21-1	1,550
2	Tennessee	18-3	1,443
3	Houston	20-2	1,415
4	Alabama	18-3	1,312
5	Arizona	19-3	1,310
6	Virginia	16-3	1,258
7	Kansas State	18-3	1,190
8	KANSAS	17-4	1,034
9	UCLA	17-4	993
10	Texas	17-4	939
11	Baylor	16-5	905
12	Gonzaga	18-4	837
13	Iowa State	15-5	832
14	Marquette	17-5	769
15	TCU	16-5	752
16	Xavier	17-5	689
17	Providence	17-5	438
18	Saint Mary's	19-4	419
19	Florida Atlantic	21-1	392
20	Clemson	18-4	340
21	Indiana	15-6	250
22	San Diego State	17-4	170
23	Miami (FL)	16-5	146
24	UConn	16-6	131
25	Auburn	16-5	117

OTHERS RECEIVING VOTES: Missouri 74, Charleston 68, Illinois 56, Creighton 51, New Mexico 47, North Carolina 47, North Carolina State 39, Boise State 31, Duke 24, Rutgers 17, Texas A&M 16, Northwestern 13, Memphis 10, Arkansas 9, Pittsburgh 9, West Virginia 2, Nevada 2, Oral Roberts 2, Saint Louis 1

USA TODAY (COACHES)

JAN. 30, 2022

RANK	SCHOOL ( FIRST PLACE VOTES)	RECORD	POINTS
1	Purdue (32)	21-1	800
2	Tennessee	18-3	731
3	Houston	20-2	708
4	Virginia	16-3	662
5	Alabama	18-3	659
6	Kansas State	18-3	649
7	Arizona	19-3	605
8	KANSAS	17-4	557
9	UCLA	17-4	508
9	Texas	17-4	508
11	Baylor	16-5	428
12	Marquette	17-5	411
13	Iowa State	15-5	410
14	Gonzaga	18-4	393
15	Xavier	17-5	364
16	TCU	16-5	349
17	Providence	17-5	279
18	Saint Mary's	19-4	269
19	Clemson	18-4	212
20	Florida Atlantic	21-1	162
21	Miami-Florida	16-5	97
22	Indiana	15-6	93
23	Connecticut	16-6	81
23	Auburn	16-5	81
25	Illinois	15-6	67

OTHERS RECEIVING VOTES: San Diego St. 51; Charleston 45; Duke 38; NC State 33; Creighton 26; Rutgers 24; Texas A&M 21; North Carolina 16; Missouri 16; New Mexico 12; Southern California 11; Northwestern 9; Boise St. 6; Michigan St. 3; Saint Louis 2; Pittsburgh 2; UC Santa Barbara 1; Temple 1.

WEEK-BY-WEEK RANKINGS

WEEK	AP	COACHES	NCAA NET
Preseason	T-5	5	N/A
Nov. 14	6	5	N/A
Nov. 21	3	3	N/A
Nov. 28	9	9	N/A
Dec. 5	6	6	12
Dec. 12	8	6	7
Dec. 19	4	4 (1)	6
Dec. 26	4	4	5
Jan. 2	3	3	
Jan. 9	2 (22)	2 (12)	4
Jan. 16	2 (23)	2 (9)	5
Jan. 23	9	9	8
Jan. 30	8	8	8

( ) - First place votes in parenthesis

RANKINGS BREAKDOWN

	AP	COACHES
Weeks in Top 25	832 (347)	606 (362)
Weeks in Top 10	612 (270)	483 (280)
Weeks in Top 5	371 (166)	323 (177)
Weeks at No. 1	74 (34)	66 (35)
Current Consecutive Weeks in Top 25	35 (35)	33 (33)
Most Consecutive Weeks in Top 25	231* (231*)	238* (238*)
Most Consecutive Weeks at No. 1	15 (9)	15 (9)
W-L vs Top 25	250-206 (119-62)	-
Home vs Top 25	102-51 (56-10)	-
Away vs Top 25	56-82 (27-27)	-
Neutral vs Top 25	91-73 (35-25)	-
W-L vs Top 10	106-113 (46-26)	-
Home vs Top 10	38-33 (18-4)	-
Away vs Top 10	22-38 (11-9)	-
Neutral vs Top 10	46-42 (17-13)	-

( ) - Bill Self era in parenthesis  
\* Longest in the NCAA DI history



## 2021-22 BIG 12 STANDINGS (1.30.23)

Team	BIG 12					OVERALL					
	Record	Pct	Home	Away	Streak	Record	Pct	Home	Away	Neutral	Streak
Texas	7-2	.778	4-1	3-1	W3	18-4	.818	13-1	3-2	2-1	W1
Kansas State	6-2	.750	4-0	2-2	L1	18-3	.857	11-0	3-3	4-0	W1
Iowa State	6-3	.667	4-0	2-3	L1	15-6	.714	11-0	2-5	2-1	L2
<b>KANSAS</b>	<b>5-3</b>	<b>.625</b>	<b>3-1</b>	<b>2-2</b>	<b>L3</b>	<b>17-4</b>	<b>.810</b>	<b>10-1</b>	<b>4-2</b>	<b>3-1</b>	<b>W1</b>
TCU	5-3	.625	3-1	2-2	W2	16-5	.762	10-2	2-3	4-0	L1
Baylor	5-4	.556	2-2	3-2	L1	16-6	.727	10-2	3-3	3-1	L1
Oklahoma State	3-5	.375	3-1	0-4	L1	12-9	.571	9-2	2-5	1-2	W1
West Virginia	2-6	.250	1-3	1-3	W1	13-8	.619	9-3	2-4	2-1	W2
Oklahoma	2-6	.250	1-3	1-3	L3	12-9	.571	7-4	1-4	4-1	W1
Texas Tech	1-8	.111	1-4	0-4	W1	12-10	.545	9-4	1-4	2-2	W2

- Kansas did not allow a three-point field goal to Kentucky in the first half. That marks the second time this season that Kansas has not allowed an opponent to make a three-pointer in a half (Dec. 1, 2022 vs. Seton Hall, 1st half).
- Kansas held Kentucky to only four offensive rebounds. The last team to hold Kentucky to four offensive rebounds or less in Rupp Arena was Ole Miss on Feb. 27, 2008 (2 offensive rebounds).
- Kansas limited Kentucky to 15.4 percent (2-of-13) shooting from the three-point arc, the third lowest three-point field goal percentage against Kansas this season. The two three-point field goals tied the lowest by a Kansas opponent this season (Oklahoma, Jan. 10).
- Kansas has forced its opponents into 10 shot clock violations this season compared to only two shot clock violations offensively.
- Kansas improved to 16-1 when leading at the half this season.
- Redshirt-junior Jalen Wilson had 22 points and eight rebounds. Wilson has scored 20+ points in four straight games and 12 games this season. Wilson has now scored 1,201 career points, passing Svi Mykhailiuk (1,181) and Aaron Miles (1,183) to move to 41st on the Kansas all-time career scoring list.
- Wilson has scored 113 points over his last four games, which marks the most points by a Kansas player in a four-game stretch since the inception of the Big 12 in 1996-97.
- Sophomore KJ Adams Jr. finished with 17 points on 8-of-10 (80.0%) shooting and three assists. Adams has scored in double-figures 12 times this season, with all 12 coming in the last 14 games.
- Redshirt-senior Kevin McCullar Jr. recorded his second straight and sixth double-double of the season (ninth career) with 11 points and a career-high-tying 12 rebounds.
- Freshman Gradey Dick contributed 13 points and five rebounds.

## WHAT'S TRENDING, NOW

- Kansas State will be the eighth ranked team Kansas will face this season. KU is 3-4 against ranked teams, including 2-1 at Allen Fieldhouse.
- Kansas has appeared in the Associated Press top 10 in each of the last 31 polls dating back to the 2021-22 preseason poll. The 31 consecutive is the longest active streak in men's college basketball.
- Kansas ranks in the top three in nine Big 12 statistical categories, including second in assists per game (17.1, 14th nationally), rebounds per game (36.9), steals per game (8.9, 25th nationally) and three pointers per game (7.5).
- Kansas is averaging 7.6 three point field goals made per game. The 7.5 ranks fourth most in the Bill Self era (last 20 years) - 10.0 (2017-18), 8.8 (2016-17), 8.0 (2015-16).
- KU is averaging 17.1 assists per game, which is 14th nationally. The 17.1 ranks fourth most in the Bill Self era (last 20 years) - 18.0 (2007-08), 17.8 (2005-06), 17.7 (2010-11).
- Jalen Wilson has 449 points on the season, which is the most by a KU player through the first 21 games since Danny Manning scored 466 in 1987-88.
- Against Harvard (12/22), Wilson became the 66th player in Kansas history to reach the 1,000-point scoring mark for his career. He's the 21st Kansas player in the Bill Self era to reach 1,000 career points. His 1,201 points are 41st on the KU list.

- Dajuan Harris Jr. has 97 assists and 29 turnovers in his last 14 games. He leads the Big 12 and is sixth nationally with a 3.11 assist-to-turnover ratio. His 6.5 assists per contest are fifth nationally and second in the league.
- Kevin McCullar Jr. leads the Big 12 and is eighth nationally with 2.5 steals per game.
- After starting the season 2-for-13 from the free throw line through his first seven games, sophomore KJ Adams Jr. is 36-for-49 (73.5%) in his last 14 contests.
- Gradey Dick leads the Big 12 and is 17th nationally with a 42.7 three-point field goal percentage. His 53 threes are the second most made in the Big 12 and rank sixth on the KU freshmen all-time list.
- Dick's 14.8 scoring average currently ranks fourth on the KU freshmen list.

## Scoring Average by a Kansas Freshman

Player (Season)	Scoring Average
Andrew Wiggins (2013-14)	17.1
Josh Jackson (2016-17)	16.3
Ben McLemore (2012-13)	15.9
<b>Gradey Dick (2022-23)</b>	<b>14.8</b>
Danny Manning (1984-85)	14.6
Kerry Boagni (1983)	14.1

## MCCULLAR NAMED TO THE NAISMITH DEFENSIVE PLAYER OF THE YEAR WATCH LIST

For the second straight season, Kansas redshirt-senior Kevin McCullar Jr. has been named one of 15 to the Naismith Defensive Player of the Year Watch List, the Atlanta Tipoff Club announced Jan. 26. Last season at Texas Tech, McCullar was one of five finalists for the Naismith Defensive Player of the Year. In its sixth year, the Naismith Defensive Player of the Year Award originated in 2018. McCullar is looking to become the second Kansas player to win the honor, joining 2020 recipient Marcus Garrett.

McCullar leads the Big 12 and is ninth nationally in steals per game with a 2.5 average, while often guarding the opponents' best scorer. McCullar's 47 steals are tied for the most in the Big 12 and ranks 12th nationally. The San Antonio, Texas, guard has eight games with three or more steals this season. McCullar is scoring 10.4 points per game and is fourth in the Big 12 with a 7.3 rebound average. His five double-doubles this season are second in the conference.

Also, in 2020, Garrett was the ESPN.com national defensive player of the year. Other Jayhawks to have won national defensive player of the year honors include Jeff Withey, a co-recipient by the NABC in 2013, and Udoka Azubuike in 2020 by the NABC.

## WILSON AND DICK NAMED TO OSCAR ROBERTSON TROPHY MIDSEASON WATCH LIST

The Kansas duo of Jalen Wilson and Gradey Dick have been named to the Oscar Robertson Trophy Midseason Watch List, the United States Basketball Writers of America (USBWA) announced Jan. 19. Kansas is one of six schools with multiple players on the 50 listed, along with Arizona, Baylor, Kansas State, North Carolina and UCLA.



NCAA TOP-150



BIG 12

## 2022-23 STATISTICS (1.29.23)

	STAT	NCAA	BIG 12
W-L%	81.0	18	2
SCORING	76.0	79	6
SCORING DEFENSE	67.5	124	7
SCORING MARGIN	+8.5	62	6
REBOUNDING	36.9	91	3
REBOUNDING MARGIN	+2.6	133	6
ASSISTS	17.1	14	2
ASSIST-TO RATIO	1.4	29	2
TURNOVER MARGIN	+2.2	58	5
STEALS	8.9	25	2
BLOCKED SHOTS	4.0	91	3
FG%	46.6	68	4
FG% DEFENSE	41.0	56	3
3FG MADE	7.5	--	2
3FG%	35.8	93	2
3FG% DEFENSE	31.6	84	5
FT%	72.5	138	5

## INDIVIDUAL (ALL GAMES)

## SCORING

Jalen Wilson	21.4	11	1
Gradey Dick	14.8	--	10

## REBOUNDING

Jalen Wilson	8.6	55	2
Kevin McCullar Jr.	7.5	124	4
Gradey Dick	5.2	--	17

## FIELD GOAL PERCENTAGE (MIN. 5.0 FGM/G)

Gradey Dick	45.3	--	7
Jalen Wilson	42.7	--	9

## 3-POINT FG PERCENTAGE (MIN. 2.5 FGM/G)

Gradey Dick	43.7	17	1
-------------	------	----	---

## 3-POINT FIELD GOALS MADE

Gradey Dick	2.5	97	3
Jalen Wilson	2.2	--	9

## FREE THROW PERCENTAGE (MIN. 2.5 FTM/G)

Jalen Wilson	78.3	--	12
--------------	------	----	----

## ASSISTS

Dajuan Harris Jr.	6.5	6	2
-------------------	-----	---	---

## STEALS

Kevin McCullar Jr.	2.5	8	1
Dajuan Harris Jr.	1.9	72	4
Gradey Dick	1.6	--	8

## BLOCKED SHOTS

KJ Adams Jr.	1.0	--	11
Zuby Ejiofor	0.7	--	15

## ASSIST-TO-TURNOVER RATIO (MIN. 3 AST/G AVG)

Dajuan Harris Jr.	3.11	6	1
-------------------	------	---	---

## DOUBLE-DOUBLES

Jalen Wilson	8	31	1
Kevin McCullar Jr.	6	61	2
Dajuan Harris Jr.	1	--	11

# KU BY THE NUMBERS

14	Consecutive conference regular-season titles - 2005-06-07-08-09-10-11-12-13-14-15-16-17-18, a KU record and the longest in NCAA history.
16	30+ win seasons, which ties an NCAA record.
18	Streaks of 10 or more consecutive wins in the Bill Self era, including two in 2022-23. Eight of those have been 15+ win streaks.
20	Big 12 Conference regular-season championships for KU in the league's 26-year existence. Includes 2021-22.
20	Undefeated home seasons at Allen Fieldhouse, including 2007-08, 2008-09, 2009-10, 2011-12, 2014-15, 2015-16 and 2018-19 under Bill Self.
21	Times a KU player or coach has been inducted into the Naismith Basketball Hall of Fame, which includes current head coach Bill Self in 2017.
23	Or more victories for Kansas in 30 of the last 31 seasons beginning in 1989-90.
27	Championships for Kansas in the Bill Self era - 16 Big 12 regular-season titles, nine Big 12 postseason championships and two NCAA.
28	Consecutive seasons Kansas has won 10 or more league games, starting in 1995 (59 times overall), which is the longest streak in the nation.
31	Consensus All-America First Team selections, the most of any NCAA Division I school, including Ochai Agbaji in 2021-22.
31	Consecutive seasons KU has made the NCAA Tournament, the longest active streak in the nation and best all-time.
33	Consecutive seasons Kansas has won 20 or more games, the longest active streak in the NCAA, which began in 1989-90.
34	Consecutive seasons Kansas has led its conference in home attendance, beginning in 1986-87, excluding 2020-21 due to COVID.
63	Conference regular-season championships, most in NCAA Division I.
130.4	Decibels reached inside of Allen Fieldhouse on Feb. 13, 2017, when the arena broke the Guinness Book of World Records mark for loudest crowd roar at an indoor sports event.
231	An NCAA record for consecutive weeks Kansas was ranked in the AP top 25. The streak began 2.2.2009, and spanned 433 games, and ended 2.1.2020.
347	Consecutive sellouts in Allen Fieldhouse, dating back to 2001-02. This includes the 2,500 capacity for 2020-21.
573	Wins for Bill Self in his 20th season at Kansas. He is the second-winningest coach in KU history (Phog Allen, 590-219, 1907-09; 1919-56)
840	All-time Kansas victories inside Allen Fieldhouse. The historic building opened in 1955 and KU holds a 840-117 record in its home venue.
2,374	All-Time victories, the most in NCAA Division I Men's Basketball. Kentucky is second at 2,367.

Chosen by the USBWA membership based on performances during the 2022-23 season, Wilson and Dick are aiming to become the second Jayhawk to win the Oscar Robertson Trophy, joining 2017 recipient Frank Mason III.

## WILSON NAMED THE SPORTING NEWS MIDSEASON ALL-AMERICA FIRST TEAM

Redshirt-junior Jalen Wilson was named to *The Sporting News* (TSN) Midseason All-America Team, announced Jan. 19. Joining Wilson on the TSN All-America First Team included Zach Edey (Purdue), Brandon Miller (Alabama), Drew Timme (Gonzaga) and Azuolas Tubelis (Arizona).

KU's Ochai Agbaji, who was a TSN second-team midseason All-America in 2021-22, would go on to earn first-team honors at season's end and was Kansas' 31st all-time Consensus All-America First Team honoree.

## KJ ADAMS NAMED BIG 12 PLAYER OF THE WEEK

Sophomore KJ Adams Jr. was named the Big 12 Player of the Week on Jan. 16. It was the first conference weekly honor for the Austin, Texas, forward. In the win against Oklahoma, Adams scored a career-high 22 points on 8-of-13 (61.5%) shooting with six rebounds, two blocked shots and a steal. It was Adams' first 20-point game of his career. In the win versus Iowa State, Adams made the game-winning shot with 10 seconds remaining. He ended the contest with 15 points on 6-of-9 (66.7%) shooting with six rebounds, an assist, steal and blocked shot. For the week, Adams averaged 18.5 points, six rebounds and shot 63.6 percent from the field.

Adams marked the fourth league weekly honor for a Jayhawk in 2022-23. Jalen Wilson was the Big 12 Player of the Week Dec. 5, while Gradey Dick has been named Big 12 Newcomer of the Week twice, Nov. 21 and Dec. 5.

## WILSON'S FOUR-GAME STRETCH

Redshirt-junior Jalen Wilson scored a career-high 38 points at Kansas State (1/17), 30 points versus TCU (1/21), 23 points at Baylor (1/23) and 22 at Kentucky (1/28). His 113 points in four-consecutive games are the most in the Bill Self era (since 2003-04). In fact, Wilson has three of the top four in the stat.

Combined Points in Four Straight Games in the Bill Self Era			
Player (Season)	Points	Dates	
JALEN WILSON (2022-23)	113	1/17/2023 - 1/28/2023	
Andrew Wiggins (2013-14)	112	3/8/2014 - 3/21/2014	
JALEN WILSON (2022-23)	107	1/14/2023 - 1/23/2023	
JALEN WILSON (2022-23)	106	11/15/2022 - 11/24/2022	
Raef LaFrentz (1997-98)	103	12/2/1997 - 12/8/1997	
Wayne Simien (2004-05)	102	2/27/2005 - 3/11/2005	

## WILSON LOOKING TO JOIN ELITE KANSAS COMPANY

Redshirt-junior Jalen Wilson leads the Big 12 in scoring at 21.4 points per game, which is 11th nationally. Wilson is vying to become the third Jayhawk in the Bill Self era to average 20-plus points per game and the seventh KU player to lead the Big 12 in scoring.

Kansas 20-Plus Average Scorers in the Bill Self Era	
Player (Season)	20+ PPG
Frank Mason III (2016-17)	20.9
Wayne Simien (2004-05)	20.3

Big 12 Season Scoring Leaders from Kansas (since 1996-97)	
Player (Season)	PPG
Ochai Agbaji (2021-22)	18.8
Devon Dotson (2019-20)	18.1
Dedric Lawson (2018-19)	19.4
Frank Mason III (2016-17)	20.9
Wayne Simien (2004-05)	20.3
Drew Gooden (2001-02)	19.8

## KANSAS IN THE NATIONAL POLLS

Kansas is ranked No. 8 in the latest Associated Press poll released Jan. 30. Starting with the first poll of the 2021-22 season, Kansas has been ranked in the AP top 10 in 32-straight polls, which is the longest active streak in the nation.

AP Weekly Appearance Streaks: Top 10 / Active only			
Rk	Team	Polls	First-Last
1.	KANSAS	32	2022-2023
2.	Houston	13	2023
3.	Texas	11	2023
4.	Purdue	10	2023
5.	Alabama	9	2023
	Tennessee	9	2023

For the 11th-consecutive year, Kansas entered the 2022-23 season ranked seventh or higher as KU was tied for No. 5 in the 2022-23 preseason Associated Press poll released Oct. 17.

This is also the 13th time in the last 14 seasons that the Jayhawks have entered the season No. 7 or higher by the AP, including nine times in the top five and five in the top three. KU was No. 1 in 2009-10, No. 3 in 2016-17, No. 1 in 2018-19, No. 3 in 2019-20 and No. 3 in 2021-22.

Under 20th-year and Hall of Fame head coach Bill Self, this is the 17th time that Kansas entered the season ranked seventh or higher in the Associated Press preseason poll. Historically, the No. 5 ranking marks the 25th time since the 1992-93 season that Kansas will enter the season seventh or higher.

Like it was in the preseason Associated Press poll, Kansas is ranked No. 5 in the preseason USA TODAY Coaches' Poll released Oct. 26 and is No. 8 in the Jan. 30 poll.

This was the ninth-straight year the Jayhawks have opened the season in the top-five and KU was ranked in the preseason for the 31st time in the 34-year history of the poll.

The No. 5 ranking marked the ninth-straight year Kansas has entered the season No. 5 or higher in the coaches' poll dating back to 2014-15. Additionally, it is the 17th time in the Bill Self era the Jayhawks have been preseason seventh or higher, including each of the last 11 seasons.

In 2021-22 Kansas opened the year No. 3 in the preseason coaches' poll and ended No. 1 for the third time ever - 2008, 2020 and 2022.

## KU CELEBRATING 125 YEARS OF BASKETBALL IN 2022-23

The winningest program in college basketball history, Kansas, is celebrating its 125th year of play during the 2022-23 season and hosted the 125th reunion on Jan. 14 in historic Allen Fieldhouse. More than 200 past players, coaches and staff returned for the reunion, including four of Kansas' eight all-time head coaches - Ted Owens, Larry Brown, Roy Williams and Bill Self.

## Kansas basketball...

- Is the all-time winningest program with 2,374 victories
- Has won six NCAA national championships, four in the NCAA era (1922, 1923, 1952, 1988, 2008, 2022)
- Has had only eight head coaches in its 125 seasons
- Has won an NCAA-record 63 overall conference regular-season titles, including an NCAA record 14-consecutive from 2005-2018
- Has 31 Consensus All-America First Team selections, the most in NCAA Division I
- Has 21 Naismith Basketball Hall of Fame members
- Has 39 current consecutive winning seasons beginning in 1983-84, the longest active streak in the NCAA
- Has 347 consecutive sellouts in Allen Fieldhouse dating back to the second game of the 2001-02 season
- Has posted 16 seasons of 30 or more wins, which tied for the most in NCAA history

## THIS DAY IN KANSAS BASKETBALL HISTORY

JANUARY

31

**Jan. 31, 1995:** Five Jayhawks scored in double-figures to lead Kansas to a 99-77 victory over Colorado in Allen Fieldhouse. Junior guard Sean Pearson led KU in scoring with 16 points and freshman forward Raef LaFrentz recorded a double-double with 12 points and 13 rebounds. Sophomore guard Jerod Haase and sophomore center Scot Pollard scored 14 and 10 points, respectively, while freshman guard Billy Thomas added 15 points. Current KU radio analyst, senior guard Greg Gurley scored four points, all free throws, in nine minutes of action in the victory. Kansas finished the season with an 11-3 record in the Big Eight Conference, good enough for a first-place finish. KU ended with a 25-6 record overall.

## WINNING STREAKS IN THE BILL SELF ERA

Kansas has been a part of two 10-plus winning streaks in 2022-23. The most recent ended at 10 straight wins on Jan. 17 at Kansas State. The 10-straight victories marked the 18th time under Bill Self Kansas has won 10 consecutive games. KU won its last 11 games of the 2021-22 season en route to its sixth all-time, fourth NCAA, national championship. KU opened the 2022-23 season 6-0. KU's 17-game winning streak ranks as the fifth longest in the Bill Self era (see full list on page 8).

## WILSON NAMED TO WOODEN AWARD LATE SEASON TOP 20

Jalen Wilson was named to the John R. Wooden Award Late Season Top 20 Watch List, the Los Angeles Athletic Club announced Jan. 30 on ESPN2.

Chosen by a poll of national college basketball experts based on their performances during the 2022-23 season thus far, the list is comprised of 20 student-athletes who are front-runners for the John R. Wooden Award. Wilson is looking to become the third Jayhawk to win the Wooden Award, joining Danny Manning (1988) and Frank Mason III (2017).

Wilson and teammate Gradey Dick were named to the Wooden Award Midseason Top 25 Watch List on Jan. 4.

## PRESEASON ALL-BIG 12

Kansas redshirt-junior Jalen Wilson and redshirt-senior Kevin McCullar Jr. were named to the 2022-23 Preseason All-Big 12 Team as voted on by the league coaches. Wilson was a unanimous selection, while McCullar was an honorable mention honoree.

Historically, Kansas has had at least one player on the Preseason All-Big 12 first team in all but two of the 27 seasons the conference has existed, since 1996-97. Wilson marks the 38th Jayhawk to be listed on the preseason all-league first team.

## WILSON &amp; MCCULLAR ON WATCH LISTS

Kansas redshirt-junior Jalen Wilson was one of 20 players named to the 2023 NABC Division I Player of the Year Watch List, the National Association of Basketball Coaches (NABC) announced Nov. 3. The 2023 NABC Division I Player of the Year – selected by a vote of Division I head coaches – will be announced the week of the 2023 Men's Final Four in Houston.

On Nov. 6, Wilson was named *The Sporting News* Preseason All-America Second Team. On Nov. 7, Wilson was named to the Naismith Trophy Preseason Player of the Year Watch List, along with redshirt-senior Kevin McCullar Jr.

On Nov. 15, Wilson and McCullar were named to the 2023 John R. Wooden Award Preseason Top 50 Watch List. KU is one of nine schools with multiple players on the 50-member list. The Kansas pair is vying to become the third recipients of the John R. Wooden Award, joining Danny Manning in 1988 and Frank Mason III in 2017.

## TWO JAYHAWKS ARE ON STARTING FIVE WATCH LISTS

In October, the Naismith Memorial Basketball Hall of Fame announced watch lists for its "Starting Five" for the 2022-23 season. Two Jayhawks were among the 20 watch list honorees.

Jalen Wilson is on the Julius Erving Small Forward of the Year Award for the second straight season, while Kevin McCullar is on the Jerry West Shooting Guard of the Year Award. A national committee of top college basketball personnel determined the watch lists of 20 candidates for every starting five.

College basketball fans are encouraged to participate in Fan Voting presented by Dell Technologies in each of the three rounds. In late January, the watch list of 20 players for each honor will be narrowed to 10 and then in late February to five. In March, the Hall of Fame's selection committee will determine the winners.

## CLOSE CALLS

Five of Kansas' last seven games have been decided by four points or less – 83-82 overtime at Kansas State (1/17), 62-60 vs. Iowa State (1/14), 79-75 vs. Oklahoma (1/10), 75-72 at Texas Tech (1/3) and 69-67 vs. Oklahoma State (12/31). Kansas has played seven games decided by five points or less or in overtime this season – 69-64 win against No. 7 Duke in the Champions Classic on Nov. 15 and a 69-68 overtime win against Wisconsin on Nov. 24. KU is 6-1 in those contests. Last year, KU played 11 games with the outcome being decided by five points or less or in overtime. The Jayhawks went 9-2 in those contests. Dating back to the 2017-18 season, Kansas has won its last 16 games that have been decided by five points or less or in overtime inside Allen Fieldhouse.

## KANSAS RECORD IN GAMES DECIDED BY 5 OR FEWER POINTS, OR OVERTIME UNDER BILL SELF

Season	W-L	Pct	Home*	Neut.	Road
2003-04	2-3	.400	1-1	0-2	1-0
2004-05	6-5	.545	5-1	0-2	1-2
2005-06	2-6	.250	1-2	1-3	0-1
2006-07	7-2	.778	2-1	3-0	2-1
2007-08	5-2	.714	1-0	2-0	2-2
2008-09	1-4	.200	1-1	0-2	0-1
2009-10	5-1	.833	1-0	1-1	3-0
2010-11	8-0	1.000	3-0	1-0	4-0
2011-12	6-1	.857	1-0	4-0	1-1
2012-13	6-3	.667	1-1	0-2	5-0
2013-14	4-5	.444	1-1	2-2	1-2
2014-15	8-5	.615	3-0	2-1	3-4
2015-16	4-1	.800	2-0	1-1	1-0
2016-17	9-3	.750	3-1	1-2	5-0
2017-18	11-2	.846	3-1	4-0	4-1
2018-19	10-2	.833	5-0	2-0	3-2
2019-20	5-2	.714	1-0	1-1	3-1
2020-21	6-2	.750	4-0	1-0	1-2
2021-22	9-2	.818	5-0	1-1	3-1
2022-23	6-1	.857	3-0	2-0	1-1
<b>TOTALS:</b>	<b>120-52</b>	<b>.698</b>	<b>47-10</b>	<b>29-20</b>	<b>44-22</b>

(\*Includes Allen Fieldhouse and Kansas City designated home contests; source: StatsPass)

## KANSAS VS. TOP-25 TEAMS

Kansas State will be the eighth Associated Press top-25 ranked team Kansas will play in 2022-23. KU is 3-4 against AP ranked foes this season. KU played 12 Associated Press-ranked opponents during the 2021-22 season and went 8-4 versus those teams. Eleven of the last 12 and 18 of Kansas' last 20 losses have been to ranked foes. In 2019-20, KU went 4-3 against top-25 teams. In the Bill Self era, KU is 121-67 against AP-ranked opponents. In that span, Self's KU teams have collected four wins or more over top-25 ranked foes in 16 of those seasons, including 2021-22.

Kansas' record against top-10 ranked opponents is even more impressive. KU is 22-11 against foes ranked inside the top-10 of the AP poll since 2013-14. Since Bill Self's first season, the Jayhawks are 18-4 against AP top-10 teams inside Allen Fieldhouse, 9-1 versus top-five opponents.

Pay Heed, All Who Enter:  
**BEWARE OF "THE PHOG"**

## NATIONAL CHAMPIONS

1922, 1923, 1952, 1988, 2008, 2022

## BIG 12 CHAMPIONS

1997\*, 1998\*, 1999^, 2002, 2003, 2005, 2006\*,  
2007\*, 2008\*, 2009, 2010\*, 2011\*, 2012, 2013\*,  
2014, 2015, 2016\*, 2017, 2018\*, 2020, 2022\*

Regular season titles listed

\* - Regular season &amp; tournament champions

^ - Tournament champions only

- Kansas has 2,374 all-time victories which is the most in NCAA Division I men's basketball history.
- Over the last 19-plus seasons, Kansas has won 16 regular-season Big 12 championships with just 17 losses at Allen Fieldhouse.
- KU has held opponents to fewer than 100 points in 669 of its last 671 games. The last team to score 100 on Kansas in a 40-minute game was Gonzaga (102-90) on 11.26.2020 with the previous being Oklahoma (100-78) on 2.27.1990.
- Kansas set the NCAA DI record for being ranked in the Associated Press poll at 231 consecutive weeks from Feb. 2, 2009 until Feb. 1, 2021. KU's stretch consisted of 433 games of being ranked.
- Kansas won 25 of its last 33 regular-season games against AP top-10 teams. Under Bill Self, KU is 45-24 against top-10 opponents, a figure that includes postseason play.
- KU has won at least 12 league games for 22-straight years, which is the longest active streak in the nation.
- Each four-year KU senior class since 1986-87 has won at least 100 games. The current KU four-year players – senior Michael Jankovich and redshirt juniors Dajuan Harris and Jalen Wilson – have won 100 contests.
- Kansas is the only team in the Big 12 to have a .500 winning percentage or better series record against every league foe.
- KU is the only Big 12 school to have won a regular-season championship with two different coaches (Roy Williams and Bill Self).
- Kansas is first in the conference in wins with a 362-83 record in Big 12 regular-season games. Texas is next at 267-176. Including the league postseason championship, Kansas is top at 412-95, while Texas is second at 295-198.
- Under Bill Self, Kansas is 155-11 (93.4%) in Big 12 home games: 8-0 in 2004, 7-1 in 2005, 7-1 in 2006, 7-1 in 2007, 8-0 in 2008, 8-0 in 2009, 8-0 in 2010, 7-1 in 2011, 9-0 in 2012, 8-1 in 2013, 9-0 in 2014, 9-0 in 2015, 9-0 in 2016, 8-1 in 2017, 7-2 in 2018, 9-0 in 2019, 8-1 in 2020, 8-1 in 2020-21, 9-0 in 2021-22 and 3-1 in 2022-23.
- Under Bill Self, Kansas has experienced only two regular-season conference sweeps by a Big 12 opponent. In 135 regular-season Big 12 home-and-home series during the Self era, Kansas has 88 sweeps, 45 splits and has been swept twice (by Oklahoma State in 2018 and Texas in 2021).

## JAYHAWKS ON NBA ROSTERS (11)

## 2022-23 Opening Day

Ochai Agbaji – Utah Jazz  
 Udoka Azubuike – Utah Jazz  
 Christian Braun – Denver Nuggets  
 Joel Embiid – Philadelphia 76ers  
 Devonte' Graham – New Orleans Pelicans  
 Marcus Morris – Los Angeles Clippers  
 Markieff Morris – Brooklyn Nets  
 Sviatoslav Mykhailiuk – New York Knicks  
 Kelly Oubre Jr. – Charlotte Hornets  
 Andrew Wiggins – Golden State Warriors

## ADDED:

Devon Dotson – Washington Wizards



MEDIA INFORMATION

Hawk Talk Radio Show

Hawk Talk, Bill Self's radio show, airs week during the season from 6-7 p.m. on most Jayhawk Radio IMG Network stations. Remaining dates for Hawk Talk are Jan. 30. Feb. 7, 16, 21, 27. March 6.

Credentials

The Kansas men's basketball media credential application is now available. Accredited media outlets interested in covering KU men's basketball for the 2022-23 season should apply at [www.sportssystems.com/kansas](http://www.sportssystems.com/kansas). For men's basketball credential questions, contact Chris Theisen ([theisen@ku.edu](mailto:theisen@ku.edu)).

JAYHAWK IMG RADIO NETWORK

AFFILIATES

Abilene/Salina	KDJM-101.7 FM
Coffeyville	KGGF-104.1 FM
Concordia	KNCK-94.9 FM
Dodge City	KGNO-1370 AM
Emporia	KVOE-1400 AM
Fort Scott	KMDO-1400 AM
Fort Scott	KOMB-103.9 FM
Garden City	KBUF-1030 AM
Glen Elder	KZDY-96.3 FM
Goodland/Colby	KWGB-97.9 FM
Great Bend	KBGL-106.9 FM
Hays	KAYS-1400 AM
Hutchinson	KSKU-94.7 FM
Iola	KIOL-1370 AM
Kansas City	KCTE-1510 AM
Kansas City	KCTE-99.3 FM
Kansas City	WHB-810 AM
Lawrence	KLWN-1320 AM/101.7 FM
Lawrence	KLZR-105.9 FM
Liberal	KSCB-1270 AM
Marysville	KNDY-95.5 FM
Parsons	KLKC-1540 AM
Parsons	KLKC-93.5 FM
Phillipsburg	KKAN-1490 AM
Phillipsburg	KQMA-92.5 FM
Russell	KRSL-95.9 FM
Topeka	KMAJ-1440 AM
Topeka	KWIC 99.3 FM
Wellington	KLEY-100.3 FM
Wichita	KFH-1240 AM
Wichita	KFH-97.5 FM

-- affiliates subject to change, check your local listings

10+ WINNING STREAKS UNDER BILL SELF (2003-04)

GAMES	BEGAN	ENDED	TEAM TO END STREAK (SCORE)
20	11/9/07	1/26/08	at Kansas State (75-84)
18	11/15/16	1/25/17	at West Virginia (69-85)
18	11/15/12	2/2/13	Oklahoma State (80-85)
18	11/12/10	1/22/11	vs. Texas (63-74)
17	3/2/22	11/25/22	vs. Tennessee (50-64)
17	1/30/16	3/26/16	vs. Villanova (59-64)
16	1/14/20	3/7/20	vs. Gonzaga (90-102)
16	2/27/08	11/25/08	vs. Syracuse (81-89 ot)
14	11/13/09	1/10/10	at Tennessee (68-76)
14	2/7/07	3/24/07	vs. UCLA (55-68)
14	11/19/04	1/19/05	at Villanova (62-83)
13	11/23/15	1/12/16	at West Virginia (63-74)
13	1/13/10	2/27/10	at Oklahoma State (77-85)
11	2/19/11	3/27/11	vs. VCU (61-71)
10	11/28/22	1/17/23	at Kansas State (82-83 ot)
10	11/6/18	12/22/18	at Arizona State (76-80)
10	12/22/11	1/28/12	at Iowa State (64-72)
10	1/21/06	2/25/06	at Texas (55-80)

SEASON	RECORD	VS. TOP-10
2022-23	3-4	1-0
2021-22	8-4	2-1
2020-21	8-7	3-3
2019-20	4-3	1-2
2018-19	8-4	2-1
2017-18	8-4	4-1
2016-17	6-3	5-1
2015-16	12-4	4-1
2014-15	10-6	0-1
2013-14	7-2	3-0
2012-13	5-2	2-1
2011-12	7-5	6-4
2010-11	5-1	1-1
2009-10	8-1	2-0
2008-09	3-3	1-2
2007-08	5-2	3-0
2006-07	5-2	2-2
2005-06	3-3	1-2
2004-05	4-2	3-1
2003-04	2-5	1-2
TOTAL	121-67	46-26

WINNING THE BIG 12 NO CAKEWALK

If you think KU's success in the Big 12 is due to playing in a non-competitive conference, think again. The stats show that this is anything but the case. Over the last 19 seasons, the Big 12 has proven to be one of the toughest leagues in the NCAA, making KU's run of 15 league titles since 2004 even more impressive.

Beginning in the 2003-04 season, the Big 12 has ranked as the nation's No. 1 conference in the RPI/NET rankings six times and in the top-three on 11 occasions. The Big 12 was the only league that ended the 2020-21 season with seven teams and 70 percent of its membership in the top 36 of the NCAA NET ratings.

The stoutness of the league is also highlighted by KU's strength of schedule during this stretch, which has been among the toughest every season. The Jayhawks have posted a top-10 strength of schedule 10 times in Bill Self's 18 years at KU, which includes the nation's strongest schedule five times, including 2019-20.

BIG 12 & KU RPI/NET RANKINGS SINCE 2003-04			
SEASON	KU RPI/NET	KU NET SOS	BIG 12 RPI/NET*
2022-23	8	1	1
2021-22	3	3	1
2020-21	17	13	4
2019-20	2	1	2
2018-19	17	1	1
2017-18	3	2	1
2016-17	4	19	2
2015-16	1	2	1
2014-15	5	1	1
2013-14	4	1	1
2012-13	5	17	5
2011-12	5	8	4
2010-11	1	10	3
2009-10	1	6	1
2008-09	11	13	3
2007-08	4	12	3
2006-07	10	44	7
2005-06	32	60	5
2004-05	3	1	3
2003-04	12	6	4

\*average NET of every conference team compared to other leagues

KU PICKED SECOND IN THE PRESEASON BIG 12 POLL

Kansas was voted second by the league's head coaches in the 2022-23 Big 12 men's basketball preseason poll.

Kansas' second-place finish in the poll marks just the sixth time the Jayhawks were not the coaches' top selection in the 27-year history of the conference. At season's end, KU has outright or tied the conference regular-season championship 20 times, including an NCAA-record 14 consecutive from 2005-18. A coaches' preseason poll was not conducted in the Big 12's first season of 1996-97.

For the 2022-23 poll, the Jayhawks collected four first-place votes and finished with a total of 73 points. Baylor received five first-place nods and is the preseason favorite with 77 points. Texas, with one first-place vote, was third with 64 points, while TCU was fourth with 58 points. Oklahoma State and Texas Tech tied for fifth with 42 points, followed No. 7 Oklahoma (32), No. 8 Iowa State (30), No. 9 West Virginia (20) and No. 10 Kansas State (12). Coaches were not allowed to vote for their own team. See complete poll on page 9 of the game notes.

MORE KANSAS NOTABLES

- Kansas went 16-for-16 on free throws at Baylor on Jan. 23. That is the most free throws made in a game without a miss in program history, surpassing Dec. 9, 2015 vs. Holy Cross when KU went 12-for-12 from the free throw line.
- Kansas went 15-1 in Allen Fieldhouse last season. KU has won 10 or more home games for 39 consecutive seasons, beginning in 1983-84. Entering 2022-23, KU has won 12 or more in Allen Fieldhouse for the last 23 seasons beginning in 1999-2000.
- Kansas has won a mind-boggling 50-straight home openers (beginning in 1973-74 under coach Ted Owens), 32-consecutive conference openers (beginning in 1991-92 under head coach Roy Williams and including 2022-23) and 39-straight Senior Nights (beginning in 1983-84 under coach Larry Brown).
- On Nov. 9, 2022, former KU guard Jacque Vaughn was named head coach of the Brooklyn Nets. He is the fourth KU graduate to coach at the highest level - John McClendon (ABA, 1969-70 at Denver); Wilt Chamberlain (ABA, 1973-74 at San Diego); Kevin Pritchard (NBA, 2005 at Portland, 27 games); Jacque Vaughn (NBA, 2012-15 at Orlando, 2022-present at Brooklyn).
- In the spring 2021 semester, the men's basketball program set a new program high with a 3.56 GPA which came on the heels of Bill Self's squad establishing a new program record of 3.44 in fall of 2020.
- Kansas men's basketball great Paul Pierce became the 21st Jayhawk to be inducted into the Naismith Memorial Basketball Hall of Fame in September 2021. Pierce was also one of eight individuals inducted into the National Collegiate Basketball Hall of Fame Class of 2021. The College Basketball Hall of Fame opened in 2006 with 11 KU-related players and coaches being part of the founding class. Pierce joins Danny Manning (2008) and Clyde Lovellette (2012) as formally being inducted from Kansas and former KU coach Roy Williams will be inducted in November 2022.



**KU SIGNS THREE IN NOVEMBER**

Three guards – Elmarko Jackson (Marlton, New Jersey), Chris Johnson (Fort Bend, Texas) and Jamari McDowell (Manvel, Texas) – have signed National Letters of Intent to play basketball at Kansas, KU head coach Bill Self announced Nov. 9. The three will be freshmen at KU for the 2023-24 season. The Kansas class ranks 10th nationally according to 247sports.com.

**ELMARKO JACKSON, G, 6-3, 185, MARLTON, NEW JERSEY (SOUTH KENT SCHOOL [CONN.])**

- Is Kansas' 50th McDonald's All-American, announced Jan. 24.
- Playing his final prep season at South Kent School in Connecticut.
- A combo guard who is known for his leadership skills and explosiveness, Jackson is a strong combo guard.
- Has good size, speed, terrific play-making ability and is a tough defender.
- Began his prep career at St. Augustine Prep in Richland, New Jersey. He then transferred to Academy of the New Church in Bryn Athyn, Pennsylvania. He earned all-state and all-league honors in 2021-22 at Academy of the New Church in Bryn Athyn, Pennsylvania.
- Averaged 17.9 points, 5.7 rebounds, 5.4 assists and 2.0 steals per game in 2021-22.
- Is ranked No. 18 by 247Sports and No. 28 by ESPN100.
- Has been named to the Naismith Boys High School Player of the Year Watch List (1 of 50).

**CHRIS JOHNSON, G, 6-4, 180, FORT BEND, TEXAS (MONTVERDE ACADEMY [FLA.])**

- An explosive scorer who has deep range.
- Is physical, plays with an edge, and can score a variety of ways, and is a solid defender.
- Johnson transferred to Montverde Academy in Florida for his senior season after earning All-Greater Houston honors at Elkin High School in Texas.
- Averaged 19.5 points, 5.0 assists and 4.7 rebounds for Elkin in 2021-22, where the team went 30-6.
- Played AAU basketball for the Houston Defenders along with fellow signee Jamari McDowell.
- Is ranked No. 24 by ESPN100.
- Has been named to the Naismith Boys High School Player of the Year Watch List (1 of 50).

**JAMARI MCDOWELL, G, 6-4, 180, MANVEL, TEXAS (MANVEL HIGH SCHOOL)**

- Plays at Manvel High School in Manvel, Texas, a suburb of Houston.
- Can play all three perimeter positions.
- Has size and versatility on the perimeter, is athletic with a high motor.
- Media outlets wrote McDowell will remind KU fans of Christian Braun and Ochai Agbaji from the 2022 NCAA National Championship team.
- Last season Manvel posted a 19-5 record and McDowell averaged 21.7 points, 7.2 rebounds, 5.1 assists and 4.5 steals per game.
- Played AAU basketball for the Houston Defenders along with fellow signee Chris Johnson.
- Is ranked No. 42 by 247Sports. He chose Kansas over Texas A&M, Xavier and Wake Forest among others.

**SOCIAL INJUSTICE INITIATIVES**

With the rise of social injustice in the United States, Kansas men's basketball has taken initiatives to educate and act toward these issues over the past three seasons under the direction of KU Director of Basketball Operations Fred Quartlebaum. For 2022-23, these Kansas Men's Basketball Team Community/Campus/Diversity Engagements have included:

- July 6, 2022 – Team visits Brown vs Board of Education National Historic site, Topeka, Kansas
- August 31, 2022 – Female Relationship/Communication with Tammara Durham, Vice Provost of Student Affairs & Nicole Corcoran, Deputy Athletics Director & Student-Athlete Well-Being/ Senior Woman Administrator.
- September 1, 2022 – Heritage Celebration International Student's Day - Attended Women's Soccer home game
- September 8, 2022 – Law Enforcement Engagement with LPD-Lt. Myrone Grady; LPD-PC Rich Lockhart; KUPD-PC Nelson Mosley; Deputy Chiefs John Dietz & James Drue.
- September 6, 2022 – Academic Integrity & KU Leads with KU Faculty Athletics Representative Dr. Susan Stagg Williams & Maya Ozery.
- September 21, 2022 – Team Impact Day with JP
- October 5, 2022 – American Cancer Society/Coaches vs Cancer fundraiser in Lawrence.
- October 2022 – Financial Literacy/MeritTrust with former KU football player Pat Brown.
- November 2022 – Native American Heritage Month with Elwood Ott and Ernie Stevens presenting and meeting with the team following a practice. Native American Heritage Month was also recognized during Kansas' women's and men's home games during November.
- December 15, 2022 - Kansas men's basketball participated in its annual holiday shopping for needy families, an event organized through the Salvation Army.
- January 21, 2023 - For its game against TCU, Kansas wore shooting shirts honoring Martin Luther King Jr. This marked the fourth-straight year KU has recognized MLK Day by wearing shooting shirts for the holiday.
- January 31, 2023 - The Kansas State at Kansas game will be KU's Team IMPACT contest. Additionally, there will be a Folds of Honor recognition at halftime.

**TEAM IMPACT**

Kansas Men's Basketball Team partners with TEAM IMPACT, an organization that connects teams with children (5-18) that have chronic illnesses.

Jonathan Phog Bemberger, aka JP, from Overland Park, Kansas, joined Kansas as a Team IMPACT signee in Nov. 2020. In his honor, during the 2020-21 COVID season, there was a cutout of JP near the KU bench area for home contests and he also has a locker dedicated to him. In summer of 2021, JP came on an official recruiting visit. JP has participated in Boot Camp each of the last two seasons by walking the full length of the Practice Gym following the teams' final days of boot camp. Besides attending a few home games, JP has also assisted with the team in its annual holiday shopping for needy families in Dec. 2021 and 2022 and received his NCAA National Championship ring at the 2022 holiday shopping. JP was able to attend KU's 2022 NCAA Regional Championship in Chicago and the Final Four in New Orleans.

Kansas hits the road and will play at No. 13 Iowa State on Saturday, February 4. Tip from Hilton Coliseum will be at 11 a.m. (Central) and the game will be televised on ESPN.

Kansas leads the overall series with Iowa State, 189-66, including a 73-40 record in meetings in Ames and 29-22 mark in Hilton Coliseum. KU has won the last seven meetings with ISU dating back to Jan. 8, 2020, including a 62-60 win in Allen Fieldhouse on Jan. 14, 2023.

**2022-23 BIG 12 PRESEASON COACHES POLL****Team (First-place votes) – Points**

1-Baylor (5) – 77

**2-KANSAS (4) – 73**

3-Texas (1) – 64

4-TCU – 58

5-Oklahoma State – 42

5-Texas Tech – 42

7-Oklahoma – 32

8-Iowa State – 30

9-West Virginia – 20

10-Kansas State – 12

**TOP 30-POINT SCORING GAMES IN THE BILL SELF ERA (SINCE 2003-04)**

41, Andrew Wiggins, at West Virginia (3.8.14) L

39, Elijah Johnson, at Iowa State (2.25.13) W

**38, Jalen Wilson, at Kansas State (1.17.23) L**

37, Ochai Agbaji, vs TEXAS TECH (1.24.22) W

36, Ben McLemore, vs West Virginia (3.2.13) W

35, Devonte Graham, vs Syracuse (12.2.17) W

35, Devonte Graham, vs TOLEDO (11.28.17) W

**33, Jalen Wilson, vs. SOUTHERN UTAH (11.18.22) W**

33, Marcus Morris, at Iowa State (1.12.11) W

33, Sherron Collins, vs CORNELL (1.6.10) W

33, Lagerald Vick, vs LOUISIANA (11.16.18) W

33, Julian Wright at Missouri (2.10.07) W

33, Wayne Selden Jr., vs KENTUCKY (1.30.16) W

33, Ben McLemore, vs IOWA STATE (1.9.13) W

32, Perry Ellis, vs TCU (2.15.14) W

32, Lagerald Vick, vs VERMONT (11.12.18) W

32, Malik Newman, vs Duke (3.25.18) W

32, Sherron Collins, vs North Dakota State (3.20.09) W

32, Wayne Simien vs OKLAHOMA STATE (2.27.05) W

32, Frank Mason III, vs IOWA STATE (2.4.17) L

31, Christain Braun, at Saint Johns (12.3.21) W

31, Wayne Simien vs Missouri (3.12.04) W

31, Udoka Azabuike, vs TCU (3.4.20) W

31, Devon Dotson, vs Dayton (11.27.19) W

31, Dedric Lawson, vs TCU (1.9.19) W

31, Josh Jackson, at Texas Tech (2.11.17) W

31, Xavier Henry, vs LA SALLE (12.12.09) W

**30, Jalen Wilson, vs. TCU (1.21.23) L**

30, Christian Braun, vs Saint Joseph (11.27.20) W

30, Dedric Lawson, at Arizona State (12.22.18) L

30, Malik Newman, vs Oklahoma State (3.8.18) W

30, Frank Mason III, vs UMKC (12.6.16) W

30, Frank Mason III, vs INDIANA (11.11.16) L

30, Perry Ellis, vs Iowa State (3.14.14) L

30, Andrew Wiggins, vs Oklahoma State (3.13.14) W

30, Ben McLemore, vs KANSAS STATE (2.11.13) W

30, Thomas Robinson, vs NORTH DAKOTA (12.31.11) W

30, Mario Chalmers vs Texas (3.16.08) W

30, Wayne Simien vs Oklahoma State (3.12.05) L

30, Wayne Simien vs UAB (3.26.04) W

**KANSAS LEAGUE TITLES, 63**

With its 2021-22 championship, Kansas claimed its 20th Big 12 regular-season title, including the 16th in the last 18 seasons. KU's 63 all-time conference titles are the most in NCAA Division I history. Kentucky is second with 55 and Penn third at 38. The Jayhawks have claimed 16 outright or shared league titles since 2003-04 (i.e. the Bill Self era), the next best team in a major conference is Villanova, Kentucky and North Carolina at seven each over that span..

**KANSAS CONFERENCE REGULAR-SEASON TITLES**

63 (\*Tied for the championship)

**Missouri Valley Intercollegiate Athletic Association (13)** - 1908-09-10-11-12\*-14\*-15-22\*-23-24-25-26-27

**Big Six (12)** - 1931-32-33-34-36-37\*-38-40\*-41\*-42\*-43-46

**Big Seven (5)** - 1950\*-52-53-54\*-57

**Big Eight (13)** - 1960\*-66-67-71-74-75-78-86-91\*-92-93-95-96

**Big 12 (20)** - 1997-98-2002-03-05\*-06\*-07-08\*-09-10-11-12-13\*-14-15-16-17-18-20-22\*

**UP NEXT****AT IOWA STATE**

Saturday, February 4, 2023

Hilton Coliseum

11 a.m. (Central)



# BILL SELF

## HEAD COACH

Oklahoma State '85  
20th Season at Kansas  
30th Season Overall  
**Family:** Cindy (wife), Lauren (daughter),  
Tyler (son), Ella, Phoebe and Jack (grandchildren)

### CAREER RECORD // YEAR-BY-YEAR

YEAR	OVERALL W-L / %	CONF. W-L / %	NOTE
ORAL ROBERTS (1993-97)			
1993-94	6-21 .222	- -	None
1994-95	10-17 .370	- -	None
1995-96	18-9 .667	- -	None
1996-97	21-7 .750	- -	NIT
TULSA (1997-2000)			
1997-98	19-12 .613	9-5 .643	3rd WAC
1998-99	23-10 .697	9-5 .643	t-1st WAC / NCAA Rnd of 32
1999-00	32-5 .865	12-2 .857	1st WAC / NCAA Elite Eight
ILLINOIS (2000-03)			
2000-01	27-8 .771	13-3 .813	t-1st Big Ten / NCAA Elite Eight
2001-02	26-9 .743	11-5 .688	t-1st Big Ten / NCAA Sweet 16
2002-03	25-7 .781	11-5 .688	* 2nd Big Ten / NCAA Rnd of 32
KANSAS (2003-present)			
2003-04	24-9 .727	12-4 .750	2nd Big 12 / NCAA Elite Eight
2004-05	23-7 .767	12-4 .750	t-1st Big 12 / NCAA Rnd of 64
2005-06	25-8 .758	13-3 .813	* t-1st Big 12 / NCAA Rnd of 64
2006-07	33-5 .868	14-2 .875	* 1st Big 12 / NCAA Elite Eight
2007-08	37-3 .925	13-3 .813	* t-1st Big 12 / NCAA Champions
2008-09	27-8 .771	14-2 .875	1st Big 12 / NCAA Sweet 16
2009-10	33-3 .917	15-1 .938	* 1st Big 12 / NCAA Rnd of 32
2010-11	35-3 .921	14-2 .875	* 1st Big 12 / NCAA Elite Eight
2011-12	32-7 .821	16-2 .889	1st Big 12 / NCAA Runner-Up
2012-13	31-6 .838	14-4 .778	* t-1st Big 12 / NCAA Sweet 16
2013-14	25-10 .714	14-4 .778	1st Big 12 / NCAA Rnd of 32
2014-15	27-9 .750	13-5 .722	1st Big 12 / NCAA Rnd of 32
2015-16	33-5 .868	15-3 .833	* 1st Big 12 / NCAA Elite Eight
2016-17	31-5 .861	16-2 .889	1st Big 12 / NCAA Elite Eight
2017-18	31-8 .795	13-5 .722	* 1st Big 12 / NCAA Final Four
2018-19	26-10 .722	12-6 .667	3rd Big 12 / NCAA Rnd of 32
2019-20	28-3 .903	17-1 .944	1st in Big 12
2020-21	21-9 .700	12-6 .667	2nd in Big 12 / NCAA Rnd 32
2021-22	34-6 .850	14-4 .778	* t-1st Big 12 / NCAA Champions
2022-23	16-4 .800	5-3 .625	
TOTAL	776-233 .769	333-91 .785	
KANSAS	573-128 .817	273-66 .805	23 Big 12 titles (15 reg. season, 8 tourney)
ILLINOIS	78-24 .765	35-13 .729	Three Big Ten titles (2 reg. season, 1 tourney)
TULSA	74-27 .733	30-12 .714	Two WAC titles / 4-2 NCAA tourney record
ORU	55-54 .505	- -	

\* - won conference tournament; Note - ORU was independent during Self's tenure, so all games played at ORU were nonconference.

KANSAS RECORD // HOME-ROAD-NEUTRAL			
	W	L	%
HOME (AFH) AT KU	302	17	.947
HOME (T-Mobile Center) AT KU *	10	3	.769
ROAD AT KU	133	69	.658
NEUTRAL AT KU	127	40	.743
TOTAL	573	128	.817

\* Since 2007-08, regular-season games played at T-Mobile Center on the KU season-ticket package are considered home games.

In Conference Tournament (at Kansas) ..... 45-13 (37-8)  
In NCAA Tournament (at Kansas) ..... 55-21 (46-16)  
In Postseason Play (at Kansas) ..... 100-34 (81-24)  
In Overtime (at Kansas) ..... 33-14 (26-10)



### TROPHY CASE

- **NCAA Championship titles** (2008, 2022)
- **NCAA Final Four** (2008, 2012, 2018, 2022)
- **20 Regular Season Conference Titles:** 2 at Tulsa (1999, 2000); 2 at Illinois (2001, 2002); 16 at Kansas (2005, 2006, 2007, 2008, 2009, 2010, 2011, 2012, 2013, 2014, 2015, 2016, 2017, 2018, 2020, 2022)
- **10 Conference Tournament Titles:** 1 at Illinois (2003); 9 at Kansas (2006, 2007, 2008, 2010, 2011, 2013, 2016, 2018, 2022)

### CAREER HONORS

- **Naismith Memorial Basketball Hall of Fame** - Class of 2017 inductee
- **National Coach of the Year** - 2000 (*Sporting News*; Wooden), 2009 (Yahoo! Sports; *Sporting News*; Athlon Sports; CBSSports.com; USBWA; AP; CBS/Chevrolet; ESPN.com), 2012 (*Sporting News*; Adolph Rupp; Naismith), 2016 (AP, Bleacher Report, *USA Today*)
- **Conference Coach of the Year** - 2000 (WAC), 2006 (Big 12), 2009 (Big 12), 2011 (Big 12), 2012 (co-Big 12), 2015 (Big 12 by AP), 2016 (Big 12 by AP), 2017 (Big 12), 2018 (co-Big 12 and AP)
- **Wooden Award "Legends of Coaching"** - 2013
- **Oklahoma Sports Hall of Fame** - 2013 induction
- **Wayman Tisdale Humanitarian Award** (USBWA) - 2014
- **Mannie Jackson - Basketball's Human Spirit Award** (Naismith Hall of Fame) - 2015
- **Winged Foot Award** (for national champion coach) - 2008
- **Naismith Coach of the Year Finalist** (Atlanta Tipoff Club) - 2000, 2001, 2002, 2003, 2009, 2012, 2017

### NOTES

- Bill Self was named the eighth coach in Kansas basketball history on April 21, 2003.
- In September 2017, Self was inducted into the Naismith Memorial Basketball Hall of Fame in Springfield, Massachusetts.
- Self won his 700th career game on Feb. 8, 2020, with KU's 60-46 win at TCU. He became the 31st coach in NCAA Division I to accomplish the feat, the second youngest and the sixth fastest.
- While at Kansas, Self has won two national championships (2008, 2022), 16 regular-season Big 12 Conference titles, including a KU- and NCAA-record 14-straight titles from 2005-18, and eight league tournament titles.
- At Kansas, Self has won as many regular-season league titles (16) as he has home losses (16) in Allen Fieldhouse. With KU's win versus Siena (11/18/16), Self became the winningest coach in Allen Fieldhouse, posting his 207th victory in the venue.
- In his first trip to the Final Four in 2008, Self's Kansas team won the title. Self is one of two active coaches in NCAA Division I to have won multiple national titles (Rick Pitino).
- While at Kansas, he has coached 12 NBA Lottery selections including Andrew Wiggins and Joel Embiid, the No. 1 and No. 3 overall selections in the 2014 NBA Draft. Wiggins was the second-ever Jayhawk to go No. 1 with the other being Danny Manning in 1988.
- Self has guided his teams to 23-win seasons in 23 of the last 24 seasons dating back to 1998-99.
- Self's teams have won 20 league crowns in the last 24 years. His teams have never finished lower than third in the conference.
- Self's 11 career 30-win seasons ranks third most in NCAA history - Mike Krzyzewski (16), Roy Williams (12); and is No. 1 on the active coaches' list. Ten of his 11 30-win seasons have been at Kansas.
- Self was the head coach for Team USA's U18 team that competed and won gold at the 2018 FIBA Americas Championship held in St. Catherine's, Canada, in the summer of 2018.
- Self is one of five coaches in NCAA Division I history to have led three different teams - Tulsa, Illinois and Kansas - to the NCAA Elite Eight, including nine times with KU (2004-07-08-11-12-16-17-18-22). The other coaches are: Gene Bartow, John Calipari, Rick Pitino and Eddie Sutton.
- A 1985 graduate of Oklahoma State, Self began his coaching career as a graduate assistant at Kansas in 1985-86 under head coach Larry Brown. He then returned to his alma mater as an assistant for seven seasons under coaches Leonard Hamilton and Eddie Sutton. His first head coaching job was at Oral Roberts in 1993-94, then Tulsa (1997-98), Illinois (2000-03) and Kansas (2003-present).

# BOBBY PETTIFORD JR.

Sophomore-IL • Guard • 6-1 • 190 • Durham, N.C. • South Granville HS • Twitter: @Bobbypettiford • IG: @bobbypettiford



- A combo guard who played in just 14 games, due to injury, his freshman season in KU's 2022 NCAA National title run.
- A solid defender and explosive on offense.
- South Granville HS's all-time leader in scoring with 1,944 career points, assists (615) and steals (288).
- In 2019-20, set the school season records in points (677), assists (230) and steals (95).
- While at South Granville, was part of two conference championships, two conference tournament titles, two conference player of the year awards and a school-record 79 wins.

## MISCELLANEOUS

	FR	SO	CAREER
Double-Doubles	-	-	-
10+ Points	-	2	2
20+ Points	-	-	-
5+ Rebounds	-	-	-
3+ Assists	2	4	6
2+ 3PT Field Goals	-	-	-
2+ Steals	-	1	1
2+ Blocks	-	-	-
Led Team in Pts.	-	-	-
Led Team in Rebs.	-	-	-
Led Team in Assists	-	2	2
Led Team in Blocks	-	-	-
Led Team in Steals	1	1	2

## PETTIFORD CAREER HIGHS

Points	13	vs. Omaha (11.7.22)
Field Goals	6	vs. Omaha (11.7.22)
Field Goal Att.	7	vs. Omaha (11.7.22)
3PT Field Goals	1	at Texas Tech (1.3.23)
3PT Field Goal Att.	2	at Texas Tech (1.3.23)
Free Throws	2	vs. Indiana (12.17.22)
Free Throw Att.	3	vs. Tarleton State (11.12.21)
Rebounds	4	at Texas Tech (1.3.23)
Assists	8	vs. North Dakota State (11.10.22)
Blocks	1	vs. Duke (11.15.22)
Steals	2	vs. Omaha (11.7.22)
Minutes	25	at Texas Tech (1.3.23)

## 2022-23 GAME-BY-GAME

Opponent	Date	GS	MIN	Total FG-FGA	PCT	3-Pointers 3FG-3FGA	PCT	Free throws FT-FTA	PCT	Rebounds OFF DEF TOT AVG	PF	A	TO	BLK	STL	PTS	AVG
Omaha	11/07/2022		16:48	6-7	.857	1-2	.500	0-1	.000	0 0 0 0.0	0	2	0	0	2	13	13.0
North Dakota St.	11/10/2022		18:37	1-1	1.000	0-0	.000	0-0	.000	1 0 1 0.5	1	8	1	0	0	2	7.5
vs Duke	11/15/2022		17:07	1-2	.500	0-0	.000	0-0	.000	0 3 3 1.3	0	2	2	1	0	2	5.7
Southern Utah	11/18/2022		15:27	0-1	.000	0-0	.000	0-0	.000	0 0 0 1.0	1	0	1	0	0	0	4.3
vs NC State	11/23/2022		17:51	1-3	.333	0-0	.000	0-0	.000	1 1 2 1.2	3	1	2	0	0	2	3.8
vs Wisconsin	11/24/2022		19:20	1-1	1.000	0-0	.000	0-0	.000	1 1 2 1.3	1	2	2	0	0	2	3.5
vs Tennessee	11/25/2022		02:40	0-0	.000	0-0	.000	0-0	.000	0 0 0 1.1	0	1	2	0	0	0	3.0
at Missouri	12/10/2022		11:59	1-2	.500	0-0	.000	0-0	.000	0 2 2 1.3	2	1	0	0	0	2	2.9
Indiana	12/17/2022		22:06	4-5	.800	0-0	.000	2-2	1.000	1 1 2 1.3	2	4	3	0	0	10	3.7
Harvard	12/22/2022		15:13	2-2	1.000	0-0	.000	0-0	.000	0 2 2 1.4	0	4	1	0	0	4	3.7
Oklahoma St.	12/31/2022		09:10	1-1	1.000	0-0	.000	0-0	.000	1 1 2 1.5	0	0	0	0	0	2	3.5
at Texas Tech	01/03/2023		24:34	3-6	.500	1-2	.500	0-0	.000	0 4 4 1.7	1	6	2	0	0	7	3.8
at West Virginia	01/07/2023		18:29	2-3	.667	0-0	.000	1-1	1.000	1 2 3 1.8	3	2	2	0	0	5	3.9
Oklahoma	01/10/2023		16:00	0-3	.000	0-1	.000	1-2	.500	0 0 0 1.6	1	1	0	0	0	1	3.7
Iowa St.	01/14/2023		19:18	0-0	.000	0-0	.000	0-0	.000	0 0 0 1.5	0	1	1	0	1	0	3.5
at Kansas St.	01/17/2023		06:06	0-0	.000	0-0	.000	0-0	.000	0 0 0 1.4	2	0	0	0	1	0	3.3
TCU	01/21/2023		12:59	1-4	.250	0-0	.000	0-0	.000	0 1 1 1.4	0	0	2	0	1	2	3.2
at Baylor	01/23/2023		06:18	0-1	.000	0-1	.000	0-0	.000	0 0 0 1.3	1	0	1	0	0	0	3.0
at Kentucky	01/28/2023		08:56	0-0	.000	0-0	.000	0-0	.000	0 0 0 1.3	1	1	1	0	0	0	2.8
<b>Totals</b>		<b>0</b>	<b>278:57</b>	<b>24-42</b>	<b>.571</b>	<b>2-6</b>	<b>.333</b>	<b>4-6</b>	<b>.667</b>	<b>6 18 24 1.3</b>	<b>19</b>	<b>36</b>	<b>23</b>	<b>1</b>	<b>5</b>	<b>54</b>	<b>2.8</b>

## Player Averages

Games Played	Minutes/game	Points/game	FG Pct	3FG Pct	FT Pct	Rebounds/game	Assists/game	Turnovers/game	Assist/Turnover ratio	Steals/game	Blocks/game
19	14.7	2.8	57.1	33.3	66.7	1.3	1.9	1.2	1.6	0.3	0.1

## CAREER STATS

SEASON TEAM	GP-GS	MIN/AVG	Field Goals FG-FGA FG%	3-Point 3FG-3FGA 3FG%	F-Throws FT-FTA FT%	Rebounds OFF DEF TOT AVG	PF-FO	A	TO	BLK	STL	PTS	AVG
2021-22 KU	14-0	112/8.0	8-15 .533	0-3 .000	3-4 .750	0 13 13 0.9	5-0	12	10	0	3	19	1.4
2022-23 KU	19-0	279/14.7	24-42 .571	2-6 .333	4-6 .667	6 18 24 1.3	19-0	36	23	1	5	54	2.8
<b>TOTAL</b>	<b>33-0</b>	<b>391/11.8</b>	<b>32-57 .561</b>	<b>2-9 .222</b>	<b>7-10 .700</b>	<b>6 31 37 1.1</b>	<b>24-0</b>	<b>48</b>	<b>33</b>	<b>1</b>	<b>8</b>	<b>73</b>	<b>2.2</b>





# JOSEPH YESUFU (Yes-a-foo)

Junior-TR • Guard • 6-0 • 180 • Bolingbrook, Illinois • Bolingbrook HS / Drake • Twitter: @\_liljoe1 • IG: @joe.yesufu1

- Will be graduating from Kansas in May 2023 with a bachelor's degree in business administration.
- Played in 34 games of Kansas' 2022 NCAA National Championship run.
- Played two seasons at Drake prior to transferring to Kansas in 2021.
- Averaged 12.8 points per game in 2020-21 for Drake and was even more impressive down the stretch averaging 23.2 points during the final nine games of the year.
- Was the 2021 Missouri Valley Conference Sixth Man of the Year
- Was chosen to the league's all-bench and most improved teams.
- Named to the 2021 MVC All-Tournament.
- A 2021 Missouri Valley Conference scholar athlete.

## CAREER HONORS

2021 MVC All-Tournament Team  
2021 MVC Sixth Man of the Year  
2021 MVC All-Bench Team  
2021 MVC Most-Improved Team  
2021 MVC Scholar-Athlete

## MISCELLANEOUS

	SO	JR	KU CAREER
Double-Doubles	-	-	-
10+ Points	-	2	2
20+ Points	-	-	-
5+ Rebounds	1	-	1
3+ Assists	5	1	6
2+ 3PT Field Goals	1	4	5
2+ Steals	1	-	1
2+ Blocks	-	-	-
Led Team in Pts.	-	1	1
Led Team in Rebs.	-	-	-
Led Team in Assists	-	-	-
Led Team in Blocks	-	-	-
Led Team in Steals	2	-	2

## YESUFU CAREER HIGHS

Points	36	vs. Evansville (2.22.21)
Field Goals	12	vs. Evansville (2.22.21)
Field Goal Att.	23	Missouri State (3.6.21)
3PT Field Goals	6	vs. USC (3.20.21)
3PT Field Goal Att.	11	vs. USC (3.20.21)
Free Throws	9	3x, last at Bradley (2.27.21)
Free Throw Att.	10	3x, last at Bradley (2.27.21)
Rebounds	6	vs. Simpson (11.17.19)
Assists	6	vs. Chicago State (12.20.20)
Blocks	2	vs. Evansville (2.22.21)
Steals	4	vs. Simpson (11.17.19)
Minutes	40	4x, last vs. Wichita St. (12.5.20)

## 2022-23 GAME-BY-GAME

Opponent	Date	GS	MIN	Total		3-Pointers		Free throws		Rebounds										
				FG-FGA	PCT	3FG-3FGA	PCT	FT-FTA	PCT	OFF	DEF	TOT	AVG	PF	A	TO	BLK	STL	PTS	AVG
Omaha	11/07/2022		09:13	1-4	.250	0-2	.000	0-0	.000	0	1	1	1.0	0	0	0	0	2	2.0	
North Dakota St.	11/10/2022		16:53	3-5	.600	2-3	.667	0-0	.000	0	1	1	1.0	0	0	1	0	1	8	
vs Duke	11/15/2022		05:10	0-4	.000	0-2	.000	0-0	.000	1	0	1	1.0	0	0	0	0	1	0	
Southern Utah	11/18/2022		04:20	1-2	.500	0-1	.000	0-0	.000	0	2	2	1.3	0	0	1	0	2	3.0	
vs NC State	11/23/2022		05:15	0-1	.000	0-0	.000	0-0	.000	0	0	0	1.0	1	0	1	0	0	2.4	
vs Wisconsin	11/24/2022		09:14	0-2	.000	0-1	.000	0-0	.000	0	1	1	1.0	2	0	0	0	0	2.0	
vs Tennessee	11/25/2022		27:19	6-11	.545	2-6	.333	0-0	.000	0	0	0	0.9	3	0	2	0	1	14	
Texas Southern	11/28/2022	*	29:35	4-7	.571	3-5	.600	3-4	.750	0	3	3	1.1	2	3	1	0	1	14	
Seton Hall	12/01/2022		13:53	3-6	.500	0-1	.000	0-0	.000	0	0	0	1.0	0	0	0	0	0	6	
at Missouri	12/10/2022		14:56	1-3	.333	1-2	.500	1-2	.500	0	0	0	0.9	2	0	1	0	0	4	
Indiana	12/17/2022		07:04	0-2	.000	0-0	.000	0-0	.000	0	1	1	0.9	0	1	0	0	0	4.5	
Harvard	12/22/2022		05:11	0-1	.000	0-1	.000	0-0	.000	0	1	1	0.9	0	0	0	0	0	4.2	
Oklahoma St.	12/31/2022		13:33	2-6	.333	2-5	.400	0-0	.000	0	2	2	1.0	1	0	0	0	0	6	
at West Virginia	01/07/2023		15:57	1-3	.333	0-2	.000	0-0	.000	0	2	2	1.1	2	0	2	0	1	2	
Oklahoma	01/10/2023		04:45	1-2	.500	0-0	.000	0-0	.000	0	0	0	1.0	0	0	0	0	0	2	
Iowa St.	01/14/2023		07:05	0-1	.000	0-1	.000	0-0	.000	0	0	0	0.9	0	1	0	0	0	3.8	
at Kansas St.	01/17/2023		21:40	2-5	.400	1-3	.333	0-0	.000	0	3	3	1.1	3	1	0	0	1	5	
TCU	01/21/2023		06:36	0-1	.000	0-1	.000	0-0	.000	0	0	0	1.0	0	0	1	0	1	0	
at Baylor	01/23/2023		14:36	0-2	.000	0-2	.000	0-0	.000	0	4	4	1.2	2	0	0	0	1	0	
at Kentucky	01/28/2023		02:52	0-1	.000	0-1	.000	0-0	.000	0	0	0	1.1	0	0	0	0	0	3.3	
Totals		1	235:07	25-69	.362	11-39	.282	4-6	.667	1	21	22	1.1	18	6	10	0	8	65	3.3

## Player Averages

Games Played	Minutes/ game	Points/ game	FG Pct	3FG Pct	FT Pct	Rebounds/ game	Assists/ game	Turnovers/ game	Assist/Turnover ratio	Steals/ game	Blocks/ game
20	11.8	3.3	36.2	28.2	66.7	1.1	0.3	0.5	0.6	0.4	0.0

## CAREER STATS

				Field Goals		3-Point		F-Throws		Rebounds								Scoring		
SEASON	TEAM	GP-GS	MIN/AVG	FG-FGA	FG%	3FG-3FGA	3FG%	FT-FTA	FT%	OFF	DEF	TOT	AVG	PF-FO	A	TO	BLK	STL	PTS	AVG
2019-20	DRA	13-0	112/8.6	17-42	.405	1-14	.071	15-17	.882	3	12	15	1.2	12-0	11	11	1	11	50	3.8
2020-21	DRA	32-8	784/24.5	141-318	.443	48-125	.384	69-85	.812	6	50	56	1.8	59-1	56	37	2	33	399	12.5
2021-22	KU	34-0	314/9.2	27-80	.338	11-42	.262	7-10	.700	6	23	29	0.9	33-0	34	18	0	11	72	2.1
2022-23	KU	20-1	235/11.8	25-69	.362	11-39	.282	4-6	.667	1	21	22	1.1	18-0	6	10	0	8	65	3.3
TOTAL FOR KU		54-1	549/10.2	52-149	.349	22-81	.272	11-16	.688	7	44	51	0.9	51-0	40	28	0	19	137	2.5
TOTAL		99-9	1446/14.6	210-509	.413	71-220	.323	95-118	.805	16	106	122	1.2	122-1	107	76	3	63	586	5.9



# DAJUAN HARRIS JR.

Junior-RS • Guard • 6-1 • 170 • Columbia, Mo. • Rock Bridge HS • Twitter: @DajuanH10 • IG: @dajuanharris

- Will be graduating from Kansas in May 2023 with a bachelor's degree in liberal arts & sciences.
- Starting point guard on the 2022 NCAA National Championship team.
- Led the Big 12 and was 14th in the NCAA in assist-to-turnover ratio in 2021-22.
- 2022 All-Big 12 Honorable Mention and Big 12 All-Defensive Team member as a redshirt-sophomore.
- A two-time Academic All-Big 12 First Team.
- Known for his instinct on defense and his ability to create on offense.

## CAREER HONORS

2022 Big 12 All-Defensive Team  
2022 All-Big 12 Honorable Mention  
2022 Academic All-Big 12 First Team  
2021 Academic All-Big 12 First Team

## MISCELLANEOUS

	FR	SO	JR	CAREER
Double-Doubles	-	-	1	1
5+ Points	6	21	15	42
10+ Points	1	7	8	16
5+ Rebounds	-	1	1	2
3+ Assists	12	32	18	62
2+ 3PT Field Goals	1	6	4	11
2+ Steals	7	19	12	38
2+ Blocks	-	-	2	2
Led Team in Pts.	-	1	1	2
Led Team in Rebs.	-	-	-	-
Led Team in Assists	8	24	16	48
Led Team in Blocks	1	3	3	7
Led Team in Steals	8	21	5	34

## HARRIS CAREER HIGHS

Points	18	at Texas Tech (1.3.23)
Field Goals	6	4x, last at Texas Tech (1.3.23)
Field Goal Att.	13	vs. Omaha (11.18.22)
3PT Field Goals	5	at Texas Tech (1.3.23)
3PT Field Goal Att.	6	at West Virginia (1.7.23)
Free Throws	6	vs. Iowa State (1.11.22)
Free Throw Att.	6	vs. NC State (11.23.22) vs. Iowa State (1.11.22)
Rebounds	5	vs. Southern Utah (11.18.22) at Kansas State (1.22.22)
Assists	11	at Kansas State (1.17.23)
Blocks	4	vs. Texas (3.5.22)
Steals	4	5x, last vs. Southern Utah (11.18.22)
Minutes	43	at Kansas State (1.17.23)

## 2022-23 GAME-BY-GAME

Opponent	Date	GS	MIN	Total		3-Pointers		Free throws		Rebounds				PF	A	TO	BLK	STL	PTS	AVG	
				FG-FGA	PCT	3FG-3FGA	PCT	FT-FTA	PCT	OFF	DEF	TOT	AVG								
Omaha	11/07/2022	*	32:32	5-13	.385	1-3	.333	0-0	.000	1	2	3	3.0	2	8	1	1	1	11	11.0	
North Dakota St.	11/10/2022	*	21:41	2-4	.500	0-1	.000	1-1	1.000	0	2	2	2.5	1	5	0	2	2	5	8.0	
vs Duke	11/15/2022	*	34:47	3-7	.429	0-2	.000	0-0	.000	2	2	4	3.0	4	10	1	1	0	6	7.3	
Southern Utah	11/18/2022	*	35:37	6-11	.545	0-1	.000	2-4	.500	1	4	5	3.5	0	2	2	1	4	14	9.0	
vs NC State	11/23/2022	*	35:20	4-7	.571	1-1	1.000	5-6	.833	0	2	2	3.2	1	6	3	0	3	14	10.0	
vs Wisconsin	11/24/2022	*	38:02	2-7	.286	1-1	1.000	0-1	.000	2	1	3	3.2	3	7	4	1	3	5	9.2	
vs Tennessee	11/25/2022	*	17:38	1-2	.500	0-0	.000	0-0	.000	0	1	1	2.9	5	2	4	0	2	2	8.1	
Texas Southern	11/28/2022	*	29:01	1-2	.500	1-2	.500	2-2	1.000	0	2	2	2.8	1	9	1	0	3	5	7.8	
Seton Hall	12/01/2022	*	31:20	5-6	.833	0-0	.000	0-0	.000	0	1	1	2.6	3	7	1	0	3	10	8.0	
at Missouri	12/10/2022	*	32:27	2-2	1.000	0-0	.000	2-2	1.000	0	2	2	2.5	2	9	2	0	2	6	7.8	
Indiana	12/17/2022	*	27:55	5-8	.625	0-1	.000	0-0	.000	2	0	2	2.5	2	10	3	0	3	10	8.0	
Harvard	12/22/2022	*	31:10	2-6	.333	0-2	.000	0-0	.000	0	1	1	2.3	2	4	2	0	1	4	7.7	
Oklahoma St.	12/31/2022	*	33:23	2-6	.333	2-2	1.000	0-0	.000	0	3	3	2.4	0	9	1	0	1	6	7.5	
at Texas Tech	01/03/2023	*	35:58	6-7	.857	5-5	1.000	1-2	.500	0	1	1	2.3	1	3	3	0	2	18	8.3	
at West Virginia	01/07/2023	*	31:13	4-10	.400	3-6	.500	0-0	.000	0	3	3	2.3	3	4	0	0	1	11	8.5	
Oklahoma	01/10/2023	*	34:58	4-9	.444	0-1	.000	3-4	.750	1	2	3	2.4	2	5	1	0	2	11	8.6	
Iowa St.	01/14/2023	*	39:11	0-2	.000	0-0	.000	0-0	.000	0	3	3	2.4	0	6	2	2	1	0	8.1	
at Kansas St.	01/17/2023	*	42:35	1-7	.143	1-6	.167	0-0	.000	1	1	2	2.4	2	11	4	0	2	3	7.8	
TCU	01/21/2023	*	38:28	0-4	.000	0-1	.000	0-0	.000	0	2	2	2.4	1	8	3	0	2	0	7.4	
at Baylor	01/23/2023	*	36:52	1-5	.200	0-1	.000	0-0	.000	1	0	1	2.3	2	4	4	1	1	2	7.2	
at Kentucky	01/28/2023	*	37:24	3-8	.375	2-4	.500	0-0	.000	0	1	1	2.2	2	8	2	0	0	8	7.2	
Totals			21	697:32	59-133	.444	17-40	.425	16-22	.727	11	36	47	2.2	39	137	44	9	39	151	7.2

## Player Averages

Games Played	Minutes/ game	Points/ game	FG Pct	3FG Pct	FT Pct	Rebounds/ game	Assists/ game	Turnovers/ game	Assist/Turnover ratio	Steals/ game	Blocks/ game
21	33.2	7.2	44.4	42.5	72.7	2.2	6.5	2.1	3.1	1.9	0.4

## CAREER STATS

			Field Goals		3-Point		F-Throws		Rebounds									Scoring	
SEASON TEAM	GP-GS	MIN/AVG	FG-FGA	FG%	3FG-3FGA	3FG%	FT-FTA	FT%	OFF	DEF	TOT	AVG	PF-FO	A	TO	BLK	STL	PTS	AVG
2020-21 KU	30-2	481/16.0	27-56	.482	9-14	.643	8-10	.800	8	26	34	1.1	45-0	65	24	2	29	71	2.4
2021-22 KU	40-39	1159/29.0	88-206	.427	20-62	.323	19-24	.792	15	39	54	1.4	78-0	166	59	12	58	215	5.4
2022-23 KU	21-21	698/33.2	59-133	.444	17-40	.425	16-22	.727	11	36	47	2.2	39-1	137	44	9	39	151	7.2
TOTAL	91-62	2337/25.7	174-395	.441	46-116	.397	43-56	.768	34	101	135	1.5	162-1	368	127	23	126	437	4.8





# GRADEY DICK

Freshman • Guard • 6-8 • 205 • Wichita, Kan. • Sunrise Christian Academy • Twitter: @grady\_dick • IG: @gr3dey

- Scored 23 points on 9-13 FGs and 4-6 3FGs in his college debut against Omaha (11/7).
- A two-time Kansas Gatorade Player of the Year, earning the honor at Wichita Collegiate in 2019-20 and at Sunrise Christian Academy in 2021-22 where he was the National Gatorade POY last season.
- As a senior at Sunrise, averaged 17.9 points and 5.2 rebounds which shooting 51.3 percent from the field and 46.7 percent from three-point range
- As a junior in 2020-21, helped lead Sunrise Christian to a second-place finish at Geico High School National Championship
- As a sophomore in 2019-20, averaged 20.4 points., 5.0 rebounds and 2.3 assists a game in leading Wichita Collegiate to a 21-3 record
- Ranked No. 14 in the Class of 2022 by ESPN100, No. 19 by 247sports.com and No. 27 by Rivals.com

### CAREER HONORS

Oscar Robertson Midseason Watch List (1 of 50)  
Wooden Award Midseason Top 25 Watch List  
co-Big 12 Newcomer of the Week (12.5.22)  
Big 12 Newcomer of the Week (11.21.22)

### MISCELLANEOUS

	FR
Double-Doubles	-
10+ Points	16
20+ Points	5
5+ Rebounds	14
10+ Rebounds	-
3+ Assists	6
3+ 3PT Field Goals	9
2+ Steals	8
2+ Blocks	1
Led Team in Pts.	6
Led Team in Rebs.	3
Led Team in Assists	-
Led Team in Blocks	2
Led Team in Steals	5

### DICK CAREER HIGHS

Points	25	vs. NC State (11.23.22)
Field Goals	9	vs. Omaha (11.7.22)
Field Goal Att.	17	vs. NC State (11.23.22)
3PT Field Goals	6	vs. NC State (11.23.22)
3PT Field Goal Att.	12	vs. NC State (11.23.22)
Free Throws	7	at Kansas State (1.17.23)
Free Throw Att.	8	at Kansas State (1.17.23)
Rebounds	9	vs. Oklahoma State (12.31.22)
Assists	5	at Missouri (12.10.22)
Blocks	2	at Kansas State (1.17.23)
Steals	5	vs. Indiana (12.17.22)
Minutes	42	at Kansas State (1.17.23)

### 2022-23 GAME-BY-GAME

Opponent	Date	GS	MIN	Total		3-Pointers		Free throws		Rebounds				PF	A	TO	BLK	STL	PTS	AVG
				FG-FGA	PCT	3FG-3FGA	PCT	FT-FTA	PCT	OFF	DEF	TOT	AVG							
Omaha	11/07/2022	*	31:38	9-13	.692	4-6	.667	1-2	.500	1	1	2	2.0	2	1	1	0	2	23	23.0
North Dakota St.	11/10/2022	*	25:44	5-11	.455	1-4	.250	1-1	1.000	1	5	6	4.0	0	3	0	0	1	12	17.5
vs Duke	11/15/2022	*	32:25	6-11	.545	1-4	.250	1-1	1.000	0	1	1	3.0	3	0	0	0	1	14	16.3
Southern Utah	11/18/2022	*	29:15	7-14	.500	4-6	.667	0-1	.000	0	6	6	3.8	3	3	2	1	1	18	16.8
vs NC State	11/23/2022	*	34:50	7-17	.412	6-12	.500	5-5	1.000	0	3	3	3.6	1	1	0	0	0	25	18.4
vs Wisconsin	11/24/2022	*	34:46	3-8	.375	3-7	.429	0-0	.000	1	4	5	3.8	1	0	0	0	0	9	16.8
vs Tennessee	11/25/2022	*	32:24	2-8	.250	2-5	.400	1-2	.500	1	3	4	3.9	1	2	0	0	1	7	15.4
Texas Southern	11/28/2022	*	29:44	6-11	.545	2-6	.333	1-2	.500	3	3	6	4.1	0	1	2	0	3	15	15.4
Seton Hall	12/01/2022	*	28:30	4-9	.444	1-3	.333	6-6	1.000	2	2	4	4.1	3	3	2	0	2	15	15.3
at Missouri	12/10/2022	*	31:34	6-11	.545	3-5	.600	1-2	.500	0	7	7	4.4	3	5	3	0	1	16	15.4
Indiana	12/17/2022	*	32:54	8-12	.667	4-5	.800	0-0	.000	1	5	6	4.5	1	0	1	1	5	20	15.8
Harvard	12/22/2022	*	32:22	3-11	.273	3-7	.429	2-2	1.000	1	6	7	4.8	3	1	1	0	1	11	15.4
Oklahoma St.	12/31/2022	*	32:47	3-9	.333	2-4	.500	0-0	.000	3	6	9	5.1	4	4	1	0	1	8	14.8
at Texas Tech	01/03/2023	*	31:13	5-11	.455	1-5	.200	0-0	.000	3	5	8	5.3	1	3	3	0	3	11	14.6
at West Virginia	01/07/2023	*	25:48	4-7	.571	4-6	.667	4-4	1.000	2	3	5	5.3	4	2	0	0	1	16	14.7
Oklahoma	01/10/2023	*	36:12	1-8	.125	1-4	.250	5-6	.833	1	4	5	5.3	1	1	0	0	1	8	14.3
Iowa St.	01/14/2023	*	31:07	7-13	.538	5-9	.556	2-4	.500	1	4	5	5.2	2	2	1	0	2	21	14.6
at Kansas St.	01/17/2023	*	41:42	4-13	.308	1-8	.125	7-8	.875	0	7	7	5.3	5	1	2	2	4	16	14.7
TCU	01/21/2023	*	32:52	3-13	.231	2-8	.250	0-0	.000	1	3	4	5.3	2	2	2	1	1	8	14.4
at Baylor	01/23/2023	*	30:35	8-13	.615	2-5	.400	6-6	1.000	1	3	4	5.2	3	0	0	0	1	24	14.9
at Kentucky	01/28/2023	*	33:10	4-11	.364	1-5	.200	4-4	1.000	0	5	5	5.2	2	2	3	0	2	13	14.8
Totals			21 671:32	105-234	.449	53-124	.427	47-56	.839	23	86	109	5.2	45	37	24	5	34	310	14.8

### Player Averages

Games Played	Minutes/game	Points/game	FG Pct	3FG Pct	FT Pct	Rebounds/game	Assists/game	Turnovers/game	Assist/Turnover ratio	Steals/game	Blocks/game
21	32.0	14.8	44.9	42.7	83.9	5.2	1.8	1.1	1.5	1.6	0.2

### CAREER STATS

			Field Goals		3-Point		F-Throws		Rebounds										Scoring		
SEASON	TEAM	GP-GS	MIN	AVG	FG-FGA	FG%	3FG-3FGA	3FG%	FT-FTA	FT%	OFF	DEF	TOT	AVG	PF-FO	A	TO	BLK	STL	PTS	AVG
2022-23	KU	21-21	672	32.0	105-234	.449	53-124	.427	47-56	.839	23	86	109	5.2	45-1	37	24	5	34	310	14.8
TOTAL		21-21	672	32.0	105-234	.449	53-124	.427	47-56	.839	23	86	109	5.2	45-1	37	24	5	34	310	14.8



# KYLE CUFFE JR.

Freshman-RS • G • 6-2 • 180 • Harlem, N.Y. • Blair Academy • Twitter: @kylecuffejr • IG: @kylecuffejr5

- Made his college debut against Omaha (11/7) and is averaging 3.1 minutes per game in 2022-23.
- A redshirt on the 2022 Kansas NCAA National Championship team.
- A combo guard who has great range.
- Known for his explosive athletic ability, toughness and scoring.
- Father, Kyle Cuffe Sr., played at St. John's and professional basketball.
- Played for powerhouse Blair Academy in Blairstown, New Jersey.



## MISCELLANEOUS

FR

5+ Points	-
10+ Points	-
5+ Rebounds	-
3+ Assists	-
2+ 3PT Field Goals	-
2+ Steals	-
2+ Blocks	-
Led Team in Pts.	-
Led Team in Rebs.	-
Led Team in Assists	-
Led Team in Blocks	-
Led Team in Steals	-

## CUFFE JR. CAREER HIGHS

Points	-
Field Goals	-
Field Goal Att.	1 vs. Omaha (11.7.22)
	vs. North Dakota State (11.10.22)
3PT Field Goals	-
3PT Field Goal Att.	-
Free Throws	-
Free Throw Att.	2 vs. Omaha (11.7.22)
Rebounds	1 vs. Omaha (11.7.22)
Assists	-
Blocks	-
Steals	-
Minutes	4 vs. North Dakota State (11.10.22)

## 2022-23 GAME-BY-GAME

Opponent	Date	GS	MIN	Total		3-Pointers		Free throws		Rebounds				PF		A		BLK	STL	PTS	AVG
				FG-FGA	PCT	3FG-3FGA	PCT	FT-FTA	PCT	OFF	DEF	TOT	AVG								
Omaha	11/07/2022		02:09	0-1	.000	0-0	.000	0-2	.000	1	0	1	1.0	0	0	0	0	0	0	0	0.0
North Dakota St.	11/10/2022		04:04	0-1	.000	0-0	.000	0-0	.000	0	0	0	0.5	0	0	0	0	0	0	0	0.0
<b>Totals</b>		<b>0</b>	<b>06:13</b>	<b>0-2</b>	<b>.000</b>	<b>0-0</b>	<b>.000</b>	<b>0-2</b>	<b>.000</b>	<b>1</b>	<b>0</b>	<b>1</b>	<b>0.5</b>	<b>0</b>	<b>0</b>	<b>0</b>	<b>0</b>	<b>0</b>	<b>0</b>	<b>0</b>	<b>0.0</b>

## Player Averages

Games Played	Minutes/game	Points/game	FG Pct	3FG Pct	FT Pct	Rebounds/game	Assists/game	Turnovers/game	Assist/Turnover ratio	Steals/game	Blocks/game
2	3.1	0.0	0.0	0.0	0.0	0.5	0.0	0.0	0.0	0.0	0.0

## CAREER STATS

				Field Goals		3-Point		F-Throws		Rebounds										Scoring	
SEASON	TEAM	GP-GS	MIN/AVG	FG-FGA	FG%	3FG-3FGA	3FG%	FT-FTA	FT%	OFF	DEF	TOT	AVG	PF-FO	A	TO	BLK	STL	PTS	AVG	
2022-23	KU	2-0	6/3.1	0-2	.000	0-0	.000	0-2	.000	1	0	1	0.5	0-0	0	0	0	0	0	0.0	
TOTAL		2-0	6/3.1	0-2	.000	0-0	.000	0-2	.000	1	0	1	0.5	0-0	0	0	0	0	0	0.0	



# JALEN WILSON

Junior-RS • F • 6-8 • 215 • Denton, Texas • John H. Guyer HS • Twitter: @thejalenwilson • IG: @thejalenwilson

- Will be graduating from Kansas in May 2023 with a bachelor's degree in communication studies.
- Had a career-high 38 points at Kansas State, the most since Mar. 8, 2014 at WVU (Andrew Wiggins, 41 pts.)
- Preseason All-America and All-Big 12 selection who is on numerous national player of the year watch lists.
- A three-year starter, including 27 starts during the 2022 NCAA National Championship season.
- On many preseason All-America teams and was a unanimous Preseason All-Big 12 selection.
- Entered the last two NBA Drafts – 2021 and 2022 – but returned to KU both times.
- Led Kansas in rebounding in 2021-22 (7.4 rog).
- Ended 2020-21 averaging 7.9 rebounds per game which is the second-best average by a KU freshman, only trailing Joel Embiid (8.1 in 2014).
- Saw his freshman season cut short after just two games due to injury and was a redshirt in 2019-20.
- Comes from an athletic family as both parents played college basketball.

## CAREER HONORS

Wooden Award Late Season Top 20 Watch List  
The Sporting News Midseason All-America First Team  
Oscar Robertson Midseason Watch List (1 of 50)  
Wooden Award Midseason Top 25 Watch List  
Big 12 Player of the Week (12.5.2022)  
Battle 4 Atlantis All-Tournament Team  
Wooden Award Preseason Top 50 Watch List  
The Sporting News Preseason All-America Second Team  
Naismith Preseason Player of the Year Watch List (1 of 50)  
NABC DI Player of the Year Watch List (1 of 20)  
2023 Julius Erving Award Watch List (1 of 20)  
Preseason All-Big 12 (unanimous selection)  
The Athletic Preseason All-America First Team  
2022 All-Big 12 Third Team  
2022 Academic All-Big 12 First Team  
Big 12 Player of the Week (2.14.2022)  
2022 Julius Erving Award Watch List (1 of 20)  
2021 Academic All-Big 12 Second Team  
2021 Big 12 All-Newcomer Team  
2021 Big 12 All-Freshman Team  
Big 12 Newcomer of the Week (2.15.2021)

## MISCELLANEOUS

	FR	SO	JR	CAREER
Double-Doubles	9	7	8	24
10+ Points	19	21	21	61
20+ Points	4	3	12	19
30+ Points	-	-	3	3
5+ Rebounds	23	28	19	70
10+ Rebounds	11	12	8	31
3+ Assists	12	12	6	30
3+ 3PT Field Goals	4	3	10	17
2+ Steals	3	10	4	17
2+ Blocks	1	1	3	5
Led Team in Pts.	5	5	12	21
Led Team in Rebs.	18	16	12	46
Led Team in Assists	4	6	2	12
Led Team in Blocks	3	4	4	11
Led Team in Steals	4	7	1	12

## WILSON CAREER HIGHS

Points	38	at Kansas State (1.17.23)
Field Goals	12	at Kansas State (1.17.23) vs. Southern Utah (11.18.22)
Field Goal Att.	26	vs. Duke (11.15.22)
3PT Field Goals	5	vs. Texas Southern (11.28.22)
3PT Field Goal Att.	10	3x, last at Kansas State (1.17.23)
Free Throws	11	at Kansas State (1.17.23)
Free Throw Att.	14	vs. Wisconsin (11.24.22)
Rebounds	15	at Oklahoma State (1.4.22) vs. North Dakota St. (12.5.20)
Assists	7	vs. Omaha (11.7.22)
Blocks	2	5x, last at Kansas State (1.17.23)
Steals	3	3x, last at Missouri (12.10.22)
Minutes	48	vs. Texas Tech (1.24.22)

## 2022-23 GAME-BY-GAME

Opponent	Date	GS	MIN	Total		3-Pointers		Free throws		Rebounds				PF	A	TO	BLK	STL	PTS	AVG	
				FG-FGA	PCT	3FG-3FGA	PCT	FT-FTA	PCT	OFF	DEF	TOT	AVG								
Omaha	11/07/2022	*	31:55	7-16	.438	3-7	.429	2-2	1.000	1	10	11	11.0	1	7	2	0	0	19	19.0	
North Dakota St.	11/10/2022	*	25:21	8-17	.471	3-6	.500	2-2	1.000	1	8	9	10.0	1	1	2	0	1	21	20.0	
vs Duke	11/15/2022	*	38:26	11-26	.423	0-7	.000	3-4	.750	5	6	11	10.3	1	5	3	1	1	25	21.7	
Southern Utah	11/18/2022	*	34:13	12-22	.545	2-4	.500	7-8	.875	0	6	6	9.3	3	4	1	0	1	33	24.5	
vs NC State	11/23/2022	*	34:49	5-15	.333	1-5	.200	8-12	.667	2	9	11	9.6	1	2	2	0	2	19	23.4	
vs Wisconsin	11/24/2022	*	40:01	9-20	.450	2-6	.333	9-14	.643	0	14	14	10.3	1	1	3	0	0	29	24.3	
vs Tennessee	11/25/2022	*	39:16	3-15	.200	1-5	.200	7-8	.875	2	2	4	9.4	2	3	1	0	1	14	22.9	
Texas Southern	11/28/2022	*	30:05	8-16	.500	5-10	.500	1-2	.500	0	5	5	8.9	1	6	1	1	1	22	22.8	
Seton Hall	12/01/2022	*	31:49	5-13	.385	3-6	.500	2-4	.500	2	11	13	9.3	1	1	3	1	0	15	21.9	
at Missouri	12/10/2022	*	33:25	7-16	.438	3-7	.429	7-8	.875	3	7	10	9.4	3	2	1	0	3	24	22.1	
Indiana	12/17/2022	*	32:51	4-18	.222	1-6	.167	2-2	1.000	2	6	8	9.3	2	1	3	0	2	11	21.1	
Harvard	12/22/2022	*	33:58	10-17	.588	1-6	.167	0-0	.000	2	4	6	9.0	3	2	2	1	1	21	21.1	
Oklahoma St.	12/31/2022	*	35:41	7-17	.412	3-8	.375	3-5	.600	1	3	4	8.6	1	2	1	1	0	20	21.0	
at Texas Tech	01/03/2023	*	38:31	6-16	.375	3-9	.333	1-2	.500	1	5	6	8.4	3	3	1	0	1	16	20.6	
at West Virginia	01/07/2023	*	33:43	4-12	.333	2-6	.333	4-4	1.000	3	11	14	8.8	2	2	4	0	0	14	20.2	
Oklahoma	01/10/2023	*	36:05	3-12	.250	1-2	.500	10-12	.833	3	5	8	8.8	2	1	2	2	0	17	20.0	
Iowa St.	01/14/2023	*	36:42	5-14	.357	1-6	.167	5-7	.714	0	11	11	8.9	2	2	4	2	1	16	19.8	
at Kansas St.	01/17/2023	*	45:00	12-25	.480	3-10	.300	11-12	.917	4	5	9	8.9	2	1	3	2	0	38	20.8	
TCU	01/21/2023	*	35:06	11-21	.524	4-9	.444	4-5	.800	2	5	7	8.8	3	2	3	0	0	30	21.3	
at Baylor	01/23/2023	*	38:28	10-16	.625	3-7	.429	0-0	.000	0	5	5	8.6	4	2	1	1	0	23	21.4	
at Kentucky	01/28/2023	*	38:43	9-18	.500	2-3	.667	2-2	1.000	1	7	8	8.6	1	2	1	0	2	22	21.4	
Totals			21	744:09	156-362	.431	47-135	.348	90-115	.783	35	145	180	8.6	40	52	44	12	17	449	21.4

## Player Averages

Games Played	Minutes/ game	Points/ game	FG Pct	3FG Pct	FT Pct	Rebounds/ game	Assists/ game	Turnovers/ game	Assist/Turnover ratio	Steals/ game	Blocks/ game
21	35.4	21.4	43.1	34.8	78.3	8.6	2.5	2.1	1.2	0.8	0.6

## CAREER STATS

		Field Goals				3-Point		F-Throws		Rebounds										Scoring	
SEASON	TEAM	GP-GS	MIN/AVG	FG-FGA	FG%	3FG-3FGA	3FG%	FT-FTA	FT%	OFF	DEF	TOT	AVG	PF-FO	A	TO	BLK	STL	PTS	AVG	
2019-20	KU	2-0	3/1.3	0-1	.000	0-1	.000	0-0	.000	0	0	0	0.0	1-0	0	1	0	0	0	0.0	
2020-21	KU	29-26	825/28.4	113-273	.414	40-120	.333	75-119	.630	64	166	230	7.9	48-0	58	56	9	12	341	11.8	
2021-22	KU	37-27	1088/29.4	149-323	.461	30-114	.263	83-115	.722	59	216	275	7.4	81-1	67	48	15	33	411	11.1	
2022-23	KU	21-21	744/35.4	156-362	.431	47-135	.348	90-115	.783	35	145	180	8.6	40-0	52	44	12	17	449	21.4	
TOTAL		89-74	2660/29.9	418-959	.436	117-370	.316	248-349	.711	158	527	685	7.7	170-1	177	149	36	62	1201	13.5	





MISCELLANEOUS

	FR
5+ Points	3
10+ Points	2
5+ Rebounds	-
3+ Assists	-
2+ 3PT Field Goals	1
2+ Steals	-
2+ Blocks	-
Led Team in Pts.	-
Led Team in Rebs.	-
Led Team in Assists	-
Led Team in Blocks	1
Led Team in Steals	-

RICE CAREER HIGHS

Points	19	vs. Texas Southern (11.28.22)
Field Goals	6	vs. Texas Southern (11.28.22)
Field Goal Att.	10	vs. North Dakota State (11.10.22)
3PT Field Goals	2	vs. Texas Southern (11.28.22)
3PT Field Goal Att.	4	vs. Texas Southern (11.28.22)
Free Throws	5	vs. Texas Southern (11.28.22)
Free Throw Att.	6	vs. Texas Southern (11.28.22)
Rebounds	4	vs. North Dakota State (11.10.22)
Assists	2	vs. North Dakota State (11.10.22)
Blocks	1	at Kentucky (1.28.23) vs. Harvard (12.22.22)
Steals	1	4x, last vs. Oklahoma State (12.31.22)
Minutes	22	vs. Texas Southern (11.28.22)

MJ RICE

Freshman • G • 6-5 • 220 • Henderson, N.C. • Prolific Prep • Twitter: @MJrice\_1 • IG: @mjrice2

- Made his college debut against North Dakota State (11/10) and had 10 points and four rebounds in 18 minutes.
- A five-star recruit who was a 2022 McDonald's All-American.
- Described as a big-time scorer who has a strong, mature body and is explosive.
- One of three McDonald's All-Americans in the Kansas freshman class along with Gradey Dick and Ernest Udeh Jr.
- Played his prep senior season at Prolific Prep in Napa, California.
- Averaged 20.1 points, 5.3 rebounds and 2.3 assists per game in 2021-22.
- Started his high school career at Durham (N.C) Academy, then moved to Oak Hill Academy in Virginia in 2020-21 before transferring to Prolific Prep.

2022-23 GAME-BY-GAME

Opponent	Date	GS	MIN	Total		3-Pointers		Free throws		Rebounds										
				FG-FGA	PCT	3FG-3FGA	PCT	FT-FTA	PCT	OFF	DEF	TOT	AVG	PF	A	TO	BLK	STL	PTS	AVG
North Dakota St.	11/10/2022		18:16	5-10	.500	0-2	.000	0-2	.000	2	2	4	4.0	4	2	1	0	1	10	10.0
Southern Utah	11/18/2022		07:15	0-3	.000	0-1	.000	0-0	.000	0	1	1	2.5	1	0	0	0	0	0	5.0
vs Wisconsin	11/24/2022		02:25	0-0	.000	0-0	.000	0-0	.000	0	0	0	1.7	0	0	0	0	0	0	3.3
vs Tennessee	11/25/2022		13:14	1-5	.200	0-2	.000	0-0	.000	0	0	0	1.3	1	0	0	0	1	2	3.0
Texas Southern	11/28/2022		21:31	6-9	.667	2-4	.500	5-6	.833	1	2	3	1.6	3	0	1	0	0	19	6.2
Seton Hall	12/01/2022		13:25	2-4	.500	0-2	.000	1-2	.500	1	0	1	1.5	2	0	1	0	1	5	6.0
at Missouri	12/10/2022		03:46	0-1	.000	0-1	.000	0-0	.000	0	0	0	1.3	1	0	0	0	0	0	5.1
Indiana	12/17/2022		01:53	0-0	.000	0-0	.000	0-0	.000	0	0	0	1.1	0	0	0	0	0	0	4.5
Harvard	12/22/2022		09:28	1-1	1.000	0-0	.000	2-2	1.000	0	0	0	1.0	2	0	0	1	0	4	4.4
Oklahoma St.	12/31/2022		02:24	0-0	.000	0-0	.000	0-0	.000	0	0	0	0.9	1	0	0	0	1	0	4.0
at Texas Tech	01/03/2023		02:24	0-0	.000	0-0	.000	0-0	.000	0	0	0	0.8	0	1	0	0	0	0	3.6
TCU	01/21/2023		01:50	0-0	.000	0-0	.000	0-0	.000	0	0	0	0.8	0	0	0	0	0	0	3.3
at Baylor	01/23/2023		04:45	1-1	1.000	0-0	.000	0-0	.000	1	1	2	0.8	2	0	3	0	0	2	3.2
at Kentucky	01/28/2023		04:59	0-2	.000	0-1	.000	0-0	.000	0	0	0	0.8	1	0	0	1	0	0	3.0
Totals		0	107:35	16-36	.444	2-13	.154	8-12	.667	5	6	11	0.8	18	3	6	2	4	42	3.0

Player Averages

Games Played	Minutes/ game	Points/ game	FG Pct	3FG Pct	FT Pct	Rebounds/ game	Assists/ game	Turnovers/ game	Assist/Turnover ratio	Steals/ game	Blocks/ game
14	7.7	3.0	44.4	15.4	66.7	0.8	0.2	0.4	0.5	0.3	0.1

CAREER STATS

				Field Goals		3-Point		F-Throws		Rebounds				Scoring						
SEASON	TEAM	GP-GS	MIN/AVG	FG-FGA	FG%	3FG-3FGA	3FG%	FT-FTA	FT%	OFF	DEF	TOT	AVG	PF-FO	A	TO	BLK	STL	PTS	AVG
2022-23	KU	14-0	108/7.7	16-36	.444	2-13	.154	8-12	.667	5	6	11	0.8	18-0	3	6	2	4	42	3.0
TOTAL		14-0	108/7.7	16-36	.444	2-13	.154	8-12	.667	5	6	11	0.8	18-0	3	6	2	4	42	3.0





# KEVIN MCCULLAR JR.

RS-Senior • G • 6-6 • 210 • San Antonio, Texas • Wagner HS/Texas Tech • Twitter: @Kevin\_McCullar • IG: @kevinmccullarjr

- Will graduate from KU in May 2023 with a bachelor's degree in liberal arts and sciences
- A transfer from Texas Tech who is a redshirt senior at Kansas in 2022-23.
- A two-time All-Big 12 Honorable Mention selection.
- Was a Naismith Defensive Player of the Year semifinalist in 2021-22 while at Texas Tech.
- Started the last two seasons for Texas Tech and the final six games of his redshirt freshman year.
- Entered Kansas with 676 points, 351 rebounds, 151 assists and 110 steals.
- A three-time Academic All-Big 12 selection.

### CAREER HONORS

Naismith Defensive Player of the Year Watch List (1-15)  
Wooden Award Preseason Top 50 Watch List  
Naismith Preseason Player of the Year Watch List (1 of 50)  
Jerry West Shooting Guard of the Year Watch List (2023)  
Preseason All-Big 12 Honorable Mention (2023)  
All-Big 12 Honorable Mention (2022)  
Naismith Defensive Player of the Year Semifinalist (2022)  
Academic All-Big 12 First Team (2022)  
All-Big 12 Honorable Mention (2021)  
Academic All-Big 12 First Team (2021)  
Academic All-Big 12 First Team (2020)

### MISCELLANEOUS

	R-FR	R-SO	R-JR	R-SR	CAREER
Double-Doubles	-	2	1	6	9
10+ Points	8	14	16	12	50
20+ Points	-	-	2	1	3
5+ Rebounds	7	15	14	16	52
10+ Rebounds	1	2	2	6	11
3+ Assists	1	6	18	7	32
3+ 3PT Field Goals	-	1	15	2	8
2+ Steals	8	10	12	15	44
2+ Blocks	1	2	1	3	7
Led Team in Pts. (at KU)	-	-	-	1	1
Led Team in Rebs. (at KU)	-	-	-	6	7
Led Team in Assists (at KU)	-	-	-	1	1
Led Team in Blocks (at KU)	-	-	-	5	5
Led Team in Steals (at KU)	-	-	-	11	12

### CAREER HIGHS

Points	24	vs. Grambling (11.12.21)
Field Goals	9	vs. Grambling (11.12.21)
Field Goal Att.	18	vs. Grambling (11.12.21)
3PT Field Goals	4	vs. Incarnate Word (11.20.21)
3PT Field Goal Att.	9	vs. Wisconsin (11.24.22)
Free Throws	12	vs. Texas (2.1.22)
Free Throw Att.	15	vs. Texas (2.1.22)
Rebounds	12	at Kentucky (1.28.23)
		at Baylor (1.23.23)
Assists	7	vs. Alabama State (12.28.21)
Blocks	4	vs. Baylor (1.16.21)
Steals	6	vs. Texas (3.11.21)
Minutes	44	at Kansas (1.24.22)

### 2022-23 GAME-BY-GAME

Opponent	Date	GS	MIN	Total		3-Pointers		Free throws		Rebounds				PF	A	TO	BLK	STL	PTS	AVG	
				FG-FGA	PCT	3FG-3FGA	PCT	FT-FTA	PCT	OFF	DEF	TOT	AVG								
Omaha	11/07/2022	*	23:07	3-7	.429	0-1	.000	4-4	1.000	1	2	3	3.0	3	2	3	1	2	10	10.0	
North Dakota St.	11/10/2022	*	24:01	3-8	.375	0-1	.000	0-0	.000	3	4	7	5.0	2	1	2	2	2	6	8.0	
vs Duke	11/15/2022	*	29:27	5-10	.500	2-4	.500	0-1	.000	2	4	6	5.3	3	2	4	2	1	12	9.3	
Southern Utah	11/18/2022	*	31:09	2-6	.333	0-2	.000	1-2	.500	1	7	8	6.0	1	4	5	0	3	5	8.3	
vs NC State	11/23/2022	*	33:45	2-6	.333	2-3	.667	4-6	.667	1	10	11	7.0	3	3	2	0	2	10	8.6	
vs Wisconsin	11/24/2022	*	36:12	7-16	.438	3-9	.333	1-2	.500	4	5	9	7.3	5	3	1	1	1	18	10.2	
vs Tennessee	11/25/2022	*	30:15	2-5	.400	0-3	.000	3-4	.750	0	7	7	7.3	0	0	3	0	2	7	9.7	
Seton Hall	12/01/2022	*	35:07	6-10	.600	3-4	.750	2-2	1.000	3	7	10	7.6	2	1	1	0	4	17	10.6	
at Missouri	12/10/2022	*	28:17	8-12	.667	2-6	.333	3-3	1.000	1	3	4	7.2	2	3	2	0	5	21	11.8	
Indiana	12/17/2022	*	31:39	5-11	.455	1-3	.333	0-0	.000	1	10	11	7.6	3	1	2	1	5	11	11.7	
Harvard	12/22/2022	*	32:38	5-12	.417	0-4	.000	4-4	1.000	3	8	11	7.9	2	2	3	2	3	14	11.9	
Oklahoma St.	12/31/2022	*	33:01	2-6	.333	2-4	.500	1-2	.500	0	5	5	7.7	4	1	5	1	2	7	11.5	
at Texas Tech	01/03/2023	*	27:20	3-9	.333	1-3	.333	0-0	.000	1	1	2	7.2	3	3	1	0	1	7	11.2	
at West Virginia	01/07/2023	*	38:05	4-12	.333	2-4	.500	2-2	1.000	1	7	8	7.3	2	2	2	0	3	12	11.2	
Oklahoma	01/10/2023	*	31:60	2-6	.333	0-1	.000	4-5	.800	0	8	8	7.3	3	2	3	0	4	8	11.0	
Iowa St.	01/14/2023	*	26:37	3-8	.375	0-5	.000	2-2	1.000	1	4	5	7.2	3	1	1	0	3	8	10.8	
at Kansas St.	01/17/2023	*	22:57	0-2	.000	0-2	.000	0-2	.000	1	6	7	7.2	5	3	2	0	1	0	10.2	
TCU	01/21/2023	*	28:34	5-6	.833	0-0	.000	0-2	.000	2	2	4	7.0	2	1	2	0	1	10	10.2	
at Baylor	01/23/2023	*	35:15	3-9	.333	0-3	.000	8-8	1.000	2	10	12	7.3	4	4	2	1	2	14	10.4	
at Kentucky	01/28/2023	*	33:56	4-10	.400	1-2	.500	2-3	.667	3	9	12	7.5	3	2	2	1	2	11	10.4	
Totals			20	613:23	74-171	.433	19-64	.297	41-54	.759	31	119	150	7.5	55	41	48	12	49	208	10.4

### Player Averages

Games Played	Minutes/game	Points/game	FG Pct	3FG Pct	FT Pct	Rebounds/game	Assists/game	Turnovers/game	Assist/Turnover ratio	Steals/game	Blocks/game
20	30.7	10.4	43.3	29.7	75.9	7.5	2.1	2.4	0.9	2.5	0.6

### CAREER STATS

				Field Goals		3-Point		F-Throws		Rebounds				Scoring						
SEASON	TEAM	GP-GS	MIN/AVG	FG-FGA	FG%	3FG-3FGA	3FG%	FT-FTA	FT%	OFF	DEF	TOT	AVG	PF-FO	A	TO	BLK	STL	PTS	AVG
2019-20	TTU	29-6	540/18.6	65-127	.512	8-28	.286	37-51	.725	30	63	93	3.2	62-1	21	37	9	35	175	6.0
2020-21	TTU	20-19	606/30.3	72-173	.416	13-46	.283	50-71	.704	30	95	125	6.3	60-0	41	30	16	34	207	10.4
2021-22	TTU	29-24	865/29.8	100-249	.402	28-90	.311	66-91	.725	26	107	133	4.6	78-2	89	57	7	41	294	10.1
2022-23	KU	20-20	613/30.7	74-171	.433	19-64	.297	41-54	.759	31	119	150	7.5	55-2	41	48	12	49	208	10.4
TOTAL FOR KU	20-20	613/30.7	74-171	.433	19-64	.297	41-54	.759	31	119	150	7.5	55-2	41	48	12	49	208	10.4	
TOTAL	98-69	2625/26.8	311-720	.432	68-228	.298	194-267	.727	117	384	501	5.1	255-5	192	172	44	159	884	9.0	

# MICHAEL JANKOVICH

(JANG-koh-vitch)

Senior • G • 6-5 • 190 • Dallas, Texas • Jesuit College Prep / Northfield Mount Herman (Mass.) • Twitter: @michael\_jank • IG: @mjankovich

- Will graduate from Kansas in May 2023 with a bachelor's degree in finance.
- An invited walk-on who has played in 27 games while at Kansas, including 10 on Kansas' 2022 NCAA National Championship team, and two in 2022-23.
- Is 7-for-18 FGs for his career, with 6-for-17 from three-point range (all but one).
- Academic All-Big 12 selection in 2022.
- Son of former SMU head coach Tim Jankovich, who spent five seasons as an assistant coach on Bill Self's staffs at Illinois and Kansas.
- Lived in Lawrence from ages 4-8 while his father was on the KU staff.

## CAREER HONORS

Academic All-Big 12 Second Team

## MISCELLANEOUS

	FR	SO	JR	SR	CAREER
5+ Minutes	1	-	-	-	1
4+ Points	2	-	-	-	2
3+ Rebounds	-	-	-	-	-
2+ Assists	-	-	-	-	-
2+ 3PT Field Goals	-	-	-	-	-
2+ Steals	-	-	-	-	-
2+ Blocks	-	-	-	-	-
Led Team in Pts.	-	-	-	-	-
Led Team in Rebs.	-	-	-	-	-
Led Team in Assists	-	-	-	-	-
Led Team in Blocks	-	-	-	-	-
Led Team in Steals	-	-	-	-	-

## JANKOVICH CAREER HIGHS

Points	5	vs. Monmouth (11.15.19)
Field Goals	1	7x, last vs. TCU (1.21.23)
Field Goal Att.	3	vs. Monmouth (11.15.19)
3PT Field Goals	1	7x, last vs. TCU (1.21.23)
3PT Field Goal Att.	3	vs. Monmouth (11.15.19)
Free Throws	2	vs. Monmouth (11.15.19)
Free Throw Att.	2	vs. Kansas State (1.21.20) vs. Monmouth (11.15.19)
Rebounds	1	3x, last vs. Nevada (12.29.21)
Assists	1	vs. Chaminade (11.25.19)
Blocks	-	
Steals	1	vs. USC (3.22.21) vs. Chaminade (11.25.19)
Minutes	5	vs. Monmouth (11.15.19)

## 2022-23 GAME-BY-GAME

Opponent	Date	GS	MIN	Total		3-Pointers		Free throws		Rebounds								PTS	AVG
				FG-FGA	PCT	3FG-3FGA	PCT	FT-FTA	PCT	OFF	DEF	TOT	AVG	PF	A	TO	BLK	STL	
Omaha	11/07/2022		01:08	1-1	1.000	0-0	.000	0-0	.000	0	0	0	0.0	0	0	0	0	2	2.0
North Dakota St.	11/10/2022		01:47	1-1	1.000	1-1	1.000	0-0	.000	0	0	0	0.0	0	0	0	0	3	2.5
vs Tennessee	11/25/2022		03:07	0-0	.000	0-0	.000	0-0	.000	0	0	0	0.0	1	0	0	0	0	1.7
Texas Southern	11/28/2022		03:45	0-1	.000	0-1	.000	0-0	.000	0	0	0	0.0	0	0	0	0	0	1.3
Seton Hall	12/01/2022		02:21	0-0	.000	0-0	.000	0-0	.000	0	0	0	0.0	0	0	0	0	0	1.0
at Missouri	12/10/2022		00:47	1-1	1.000	1-1	1.000	0-0	.000	0	0	0	0.0	0	0	0	0	3	1.3
TCU	01/21/2023		02:56	1-1	1.000	1-1	1.000	0-0	.000	0	0	0	0.0	0	0	0	0	3	1.6
Totals		0	15:51	4-5	.800	3-4	.750	0-0	.000	0	0	0	0.0	1	0	0	0	11	1.6

## Player Averages

Games Played	Minutes/ game	Points/ game	FG Pct	3FG Pct	FT Pct	Rebounds/ game	Assists/ game	Turnovers/ game	Assist/Turnover ratio	Steals/ game	Blocks/ game
7	2.3	1.6	80.0	75.0	0.0	0.0	0.0	0.0	0.0	0.0	0.0

## CAREER STATS

				Field Goals		3-Point		F-Throws		Rebounds									Scoring	
SEASON	TEAM	GP-GS	MIN/AVG	FG-FGA	FG%	3FG-3FGA	3FG%	FT-FTA	FT%	OFF	DEF	TOT	AVG	PF-FO	A	TO	BLK	STL	PTS	AVG
2019-20	KU	10-0	27/2.7	3-7	.429	3-7	.429	3-4	.750	1	0	1	0.1	2-0	1	3	0	1	12	1.2
2020-21	KU	1-0	2/2.4	0-1	.000	0-1	.000	0-0	.000	0	0	0	0.0	1-0	0	0	0	1	0	0.0
2021-22	KU	10-0	16/1.6	2-7	.286	2-7	.286	0-0	.000	1	1	2	0.2	3-0	0	0	0	0	6	0.6
2022-23	KU	7-0	16/2.3	4-5	.800	3-4	.750	0-0	.000	0	0	0	0.0	1-0	0	0	0	0	11	1.6
TOTAL		28-0	61/2.2	9-20	.450	8-19	.421	3-4	.750	2	1	3	0.1	7-0	1	3	0	2	29	1.0





# ZACH CLEMENCE

Sophomore • F • 6-10 • 225 • San Antonio, Texas • Sunrise Christian Academy (Kan.) • Twitter: @BIGZTEXAS • IG: @zachary\_clemence

- Had a solid freshman season where he appeared in 24 games in Kansas' 2022 NCAA National Championship season.
- A great shooter and being 6-foot-10, can play multiple positions and be a tough matchup
- Played his junior and senior seasons at Sunrise Academy in Bel Aire, Kansas, which is near Wichita.
- Was ranked No. 34 by ESPN100, No. 35 by Rivals.com and No. 40 by 247Sports.com following his senior high school season.
- Grew up on a ranch before moving away to play prep basketball.
- Attended Bill Self Basketball Camp and one of his counselors was 2021-22 super-senior Mitch Lightfoot.

### MISCELLANEOUS

	FR.	SO.	CAREER
Double-Doubles	-	-	-
10+ Points	1	1	2
20+ Points	-	-	-
5+ Rebounds	2	-	2
3+ Assists	1	-	1
2+ 3PT Field Goals	1	1	2
2+ Steals	1	-	1
2+ Blocks	1	-	1
Led Team in Pts.	-	-	-
Led Team in Rebs.	-	-	-
Led Team in Assists	-	-	-
Led Team in Blocks	1	-	1
Led Team in Steals	-	-	-

### CLEMENCE CAREER HIGHS

Points	11	vs. Stony Brook (11.18.21)
Field Goals	3	vs. Oklahoma (1.10.23)
		vs. Stony Brook (11.18.21)
Field Goal Att.	8	vs. Stony Brook (11.18.21)
3PT Field Goals	2	vs. Oklahoma (1.10.23)
		vs. Stony Brook (11.18.21)
3PT Field Goal Att.	5	vs. Wisconsin (11.24.22)
Free Throws	3	vs. Stony Brook (11.18.21)
Free Throw Att.	4	4x, last vs. Missouri (12.11.21)
Rebounds	6	vs. Oklahoma State (2.14.22)
		vs. Stony Brook (11.18.21)
Assists	3	vs. Texas Southern (3.17.22)
Blocks	2	vs. Oklahoma State (2.14.22)
Steals	2	vs. Michigan State (11.9.21)
Minutes	12	vs. Oklahoma (1.10.23)
		vs. Stony Brook (11.18.21)

### 2022-23 GAME-BY-GAME

Opponent	Date	GS	MIN	Total		3-Pointers		Free throws		Rebounds				PF	A	TO	BLK	STL	PTS	AVG
				FG-FGA	PCT	3FG-3FGA	PCT	FT-FTA	PCT	OFF	DEF	TOT	AVG							
Omaha	11/07/2022		04:31	0-0	.000	0-0	.000	0-0	.000	1	2	3	3.0	1	0	0	0	0	0	0.0
North Dakota St.	11/10/2022		06:26	0-3	.000	0-2	.000	0-0	.000	0	2	2	2.5	2	0	0	0	0	0	0.0
vs Wisconsin	11/24/2022		12:36	0-6	.000	0-5	.000	0-0	.000	1	2	3	2.7	1	1	1	0	0	0	0.0
vs Tennessee	11/25/2022		02:59	0-0	.000	0-0	.000	0-0	.000	1	0	1	2.3	0	0	0	0	0	0	0.0
Texas Southern	11/28/2022		10:10	0-1	.000	0-1	.000	0-0	.000	0	0	0	1.8	1	0	1	0	0	0	0.0
Seton Hall	12/01/2022		05:58	0-1	.000	0-1	.000	0-0	.000	0	1	1	1.7	1	0	0	1	0	0	0.0
at Missouri	12/10/2022		02:34	0-0	.000	0-0	.000	0-0	.000	0	0	0	1.4	0	0	0	0	0	0	0.0
Indiana	12/17/2022		01:53	0-0	.000	0-0	.000	0-0	.000	0	0	0	1.3	0	0	1	0	0	0	0.0
Harvard	12/22/2022		04:59	0-1	.000	0-0	.000	0-0	.000	1	2	3	1.4	0	0	0	1	0	0	0.0
Oklahoma St.	12/31/2022		04:41	0-0	.000	0-0	.000	0-0	.000	0	0	0	1.3	0	0	0	0	0	0	0.0
at West Virginia	01/07/2023		03:11	1-1	1.000	0-0	.000	0-0	.000	0	0	0	1.2	2	0	0	0	0	2	0.2
Oklahoma	01/10/2023		11:30	3-6	.500	2-2	1.000	2-3	.667	3	0	3	1.3	3	0	0	0	0	10	1.0
Iowa St.	01/14/2023		01:51	1-1	1.000	0-0	.000	0-2	.000	0	0	0	1.2	0	0	0	0	0	2	1.1
at Kansas St.	01/17/2023		06:25	1-2	.500	0-0	.000	0-0	.000	0	2	2	1.3	1	0	1	0	0	2	1.1
TCU	01/21/2023		07:27	1-3	.333	0-1	.000	0-0	.000	1	2	3	1.4	0	0	0	0	0	2	1.2
Totals		0	87:11	7-25	.280	2-12	.167	2-5	.400	8	13	21	1.4	12	1	4	2	0	18	1.2

### Player Averages

Games Played	Minutes/ game	Points/ game	FG Pct	3FG Pct	FT Pct	Rebounds/ game	Assists/ game	Turnovers/ game	Assist/Turnover ratio	Steals/ game	Blocks/ game
15	5.8	1.2	28.0	16.7	40.0	1.4	0.1	0.3	0.3	0.0	0.1

### CAREER STATS

			Field Goals		3-Point		F-Throws		Rebounds									Scoring		
SEASON	TEAM	GP-GS	MIN/AVG	FG-FGA	FG%	3FG-3FGA	3FG%	FT-FTA	FT%	OFF	DEF	TOT	AVG	PF-FO	A	TO	BLK	STL	PTS	AVG
2021-22	KU	24-0	117/4.9	15-40	.375	6-22	.273	14-29	.483	17	27	44	1.8	21-0	10	6	7	8	50	2.1
2022-23	KU	15-0	87/5.8	7-25	.280	2-12	.167	2-5	.400	8	13	21	1.4	12-0	1	4	2	0	18	1.2
TOTAL		39-0	204/5.2	22-65	.338	8-34	.235	16-34	.471	25	40	65	1.7	33-0	11	10	9	8	68	1.7



# DILLON WILHITE

RS-Freshman • F • 6-9 • 240 • San Diego, Calif. • Cathedral Catholic HS • Twitter: @dillonwhilite • IG: @dillon.wilHITE

- Made his collegiate debut against North Dakota State (11/10).
- Was a redshirt for Kansas' 2021-22 NCAA National Championship season.
- Comes from an athletic family as his sisters play volleyball at Georgetown, his father, who grew up in Lawrence, played golf at TCU and he has three cousins who played college football and an aunt who played college golf.
- In 2020-21, averaged 18 points and 12 rebounds per game for Cathedral Catholic which went 17-3.
- Played two sports – basketball and volleyball – in high school.
- His cousin Brent Brennan is the head football coach at San Jose State University.
- Grandmother, Joanie WilHITE Stephens, has worked at Kansas Athletics for 38 years, including 25 years in the men's basketball office.
- Enjoys photography, surfing, golf and travel. Still plays beach volleyball.
- As a youth, attended numerous Kansas Bill Self Basketball Camps.

# 22

## MISCELLANEOUS

	FR
5+ Minutes	-
5+ Points	-
10+ Points	-
5+ Rebounds	-
1+ Assists	-
1+ 3PT Field Goals	-
1+ Steals	-
1+ Blocks	-
Led Team in Pts.	-
Led Team in Rebs.	-
Led Team in Assists	-
Led Team in Blocks	-
Led Team in Steals	-

## WILHITE CAREER HIGHS

Points	-
Field Goals	-
Field Goal Att.	-
3PT Field Goals	-
3PT Field Goal Att.	-
Free Throws	-
Free Throw Att.	-
Rebounds	-
Assists	-
Blocks	-
Steals	-
Minutes	2 vs. Texas Southern (11.28.22) vs. North Dakota State (11.10.22)

## 2022-23 GAME-BY-GAME

Opponent	Date	GS	MIN	Total		3-Pointers		Free throws		Rebounds				PF	A	TO	BLK	STL	PTS	AVG
				FG-FGA	PCT	3FG-3FGA	PCT	FT-FTA	PCT	OFF	DEF	TOT	AVG							
North Dakota St.	11/10/2022		01:47	0-0	.000	0-0	.000	0-0	.000	0	0	0	0.0	1	0	0	0	0	0	0.0
Texas Southern	11/28/2022		01:42	0-0	.000	0-0	.000	0-0	.000	0	0	0	0.0	0	0	0	0	0	0	0.0
Seton Hall	12/01/2022		01:14	0-0	.000	0-0	.000	0-0	.000	0	0	0	0.0	2	0	0	0	0	0	0.0
at Missouri	12/10/2022		00:47	0-0	.000	0-0	.000	0-0	.000	0	0	0	0.0	0	0	0	0	0	0	0.0
<b>Totals</b>		<b>0</b>	<b>05:30</b>	<b>0-0</b>	<b>.000</b>	<b>0-0</b>	<b>.000</b>	<b>0-0</b>	<b>.000</b>	<b>0</b>	<b>0</b>	<b>0</b>	<b>0.0</b>	<b>3</b>	<b>0</b>	<b>0</b>	<b>0</b>	<b>0</b>	<b>0</b>	<b>0.0</b>

## Player Averages

Games Played	Minutes/game	Points/game	FG Pct	3FG Pct	FT Pct	Rebounds/game	Assists/game	Turnovers/game	Assist/Turnover ratio	Steals/game	Blocks/game
4	1.4	0.0	0.0	0.0	0.0	0.0	0.0	0.0	0.0	0.0	0.0

## CAREER STATS

				Field Goals		3-Point		F-Throws		Rebounds				Scoring						
SEASON	TEAM	GP-GS	MIN/AVG	FG-FGA	FG%	3FG-3FGA	3FG%	FT-FTA	FT%	OFF	DEF	TOT	AVG	PF-FO	A	TO	BLK	STL	PTS	AVG
2022-23	KU	4-0	6/1.4	0-0	.000	0-0	.000	0-0	.000	0	0	0	0.0	3-0	0	0	0	0	0	0.0
<b>TOTAL</b>		<b>4-0</b>	<b>6/1.4</b>	<b>0-0</b>	<b>.000</b>	<b>0-0</b>	<b>.000</b>	<b>0-0</b>	<b>.000</b>	<b>0</b>	<b>0</b>	<b>0</b>	<b>0.0</b>	<b>3-0</b>	<b>0</b>	<b>0</b>	<b>0</b>	<b>0</b>	<b>0</b>	<b>0.0</b>



MISCELLANEOUS

	FR.
Double-Doubles	-
10+ Points	1
20+ Points	-
5+ Rebounds	2
10+ Rebounds	-
2+ Assists	-
1+ 3PT Field Goals	-
2+ Steals	-
2+ Blocks	1
Led Team in Pts.	-
Led Team in Rebs.	-
Led Team in Assists	-
Led Team in Blocks	2
Led Team in Steals	-

UDEH JR. CAREER HIGHS

Points	10	vs. Seton Hall (12.1.22)
Field Goals	4	vs. Seton Hall (12.1.22)
		vs. North Dakota State (11.10.22)
Field Goal Att.	5	vs. North Dakota State (11.10.22)
3PT Field Goals	-	
3PT Field Goal Att.	-	
Free Throws	2	vs. Seton Hall (12.1.22)
Free Throw Att.	2	3x, last vs. Seton Hall (12.1.22)
Rebounds	5	vs. Texas Southern (11.28.22)
		vs. Omaha (11.7.22)
Assists	1	3x, last at Missouri (12.10.22)
Blocks	4	vs. Duke (11.15.22)
Steals	2	vs. TCU (1.21.23)
Minutes	14	vs. Omaha (11.7.22)

# ERNEST UDEH JR.

Freshman • C • 6-11 • 240 • Orlando, Fla. • Dr. Phillips HS • Twitter: @ernestudehjr • IG: @ernestudehjr

- Made his KU debut vs. Omaha (11/7) with five points, five rebounds and one blocked shot.
- A McDonald's All-American following his senior season at Dr. Phillips High School in Orlando, Florida.
- Averaged 13.1 points and 9.2 rebounds per game his senior season in 2021-22.
- Recorded 10.1 points, 9.8 rebounds and 1.9 blocked shots per game as a junior at Dr. Phillips HS in winning the state title
- Had 13 rebounds and six blocked shots in the 2021 state championship game.
- Ranked No. 23 by ESPN100, No. 31 by 247sports.com and No. 32 by Rivals.com.

2022-23 GAME-BY-GAME

Opponent	Date	GS	MIN	Total		3-Pointers		Free throws		Rebounds				PF	A	TO	BLK	STL	PTS	AVG
				FG-FGA	PCT	3FG-3FGA	PCT	FT-FTA	PCT	OFF	DEF	TOT	AVG							
Omaha	11/07/2022		14:22	2-3	.667	0-0	.000	1-2	.500	1	4	5	5.0	2	0	1	1	1	5	5.0
North Dakota St.	11/10/2022		11:31	4-5	.800	0-0	.000	0-0	.000	1	3	4	4.5	1	0	1	1	0	8	6.5
vs Duke	11/15/2022		13:08	0-1	.000	0-0	.000	0-0	.000	0	1	1	3.3	1	0	0	4	0	0	4.3
Southern Utah	11/18/2022		05:02	0-1	.000	0-0	.000	0-0	.000	1	1	2	3.0	0	0	0	0	0	0	3.3
vs NC State	11/23/2022		08:59	1-2	.500	0-0	.000	0-0	.000	0	0	0	2.4	1	1	0	0	0	2	3.0
vs Tennessee	11/25/2022		07:14	0-0	.000	0-0	.000	0-0	.000	0	2	2	2.3	0	0	1	0	1	0	2.5
Texas Southern	11/28/2022		07:25	0-1	.000	0-0	.000	0-2	.000	4	1	5	2.7	2	0	1	0	0	0	2.1
Seton Hall	12/01/2022		12:10	4-4	1.000	0-0	.000	2-2	1.000	1	1	2	2.6	2	1	0	0	1	10	3.1
at Missouri	12/10/2022		02:55	0-0	.000	0-0	.000	0-0	.000	0	0	0	2.3	1	1	0	0	0	0	2.8
Indiana	12/17/2022		01:45	0-0	.000	0-0	.000	0-0	.000	0	0	0	2.1	0	0	0	0	0	0	2.5
Harvard	12/22/2022		01:21	0-0	.000	0-0	.000	0-0	.000	0	0	0	1.9	0	0	0	0	0	0	2.3
Oklahoma St.	12/31/2022		00:01	0-0	.000	0-0	.000	0-0	.000	0	0	0	1.8	0	0	0	0	1	0	2.1
TCU	01/21/2023		06:53	0-0	.000	0-0	.000	1-2	.500	0	2	2	1.8	3	0	0	1	2	1	2.0
at Baylor	01/23/2023		04:40	0-0	.000	0-0	.000	0-0	.000	0	0	0	1.6	1	0	1	0	0	0	1.9
at Kentucky	01/28/2023		11:46	2-2	1.000	0-0	.000	0-0	.000	0	2	2	1.7	2	0	0	0	1	4	2.0
Totals		0	109:12	13-19	.684	0-0	.000	4-8	.500	8	17	25	1.7	16	3	5	7	7	30	2.0

Player Averages

Games Played	Minutes/ game	Points/ game	FG Pct	3FG Pct	FT Pct	Rebounds/ game	Assists/ game	Turnovers/ game	Assist/Turnover ratio	Steals/ game	Blocks/ game
15	7.3	2.0	68.4	0.0	50.0	1.7	0.2	0.3	0.6	0.5	0.5

CAREER STATS

				Field Goals		3-Point		F-Throws		Rebounds											Scoring	
SEASON	TEAM	GP-GS	MIN/AVG	FG-FGA	FG%	3FG-3FGA	3FG%	FT-FTA	FT%	OFF	DEF	TOT	AVG	PF-FO	A	TO	BLK	STL	PTS	AVG		
2022-23	KU	15-0	109/7.3	13-19	.684	0-0	.000	4-8	.500	8	17	25	1.7	16-0	3	5	7	7	30	2.0		
TOTAL		15-0	109/7.3	13-19	.684	0-0	.000	4-8	.500	8	17	25	1.7	16-0	3	5	7	7	30	2.0		



# KJ ADAMS JR.

Sophomore • F • 6-7 • 225 • Austin, Texas • Westlake HS • Twitter: @kj\_atx • IG: @kjadams

- Has started every game in 2022-23.
- Had a solid freshman season where he played in 37 games with one start in Kansas' 2022 NCAA National Championship season.
- Was named to the 2022 Big 12 All-Freshman Team by the conference coaches.
- A solid defender used in lock down situations, including the final 4.3 second of the NCAA title game against North Carolina.
- Had a solid prep career at Westlake High School going 63-4 in his final two seasons.
- Parents (football and basketball) and sister (volleyball) all played NCAA Division I sports.

# 24

## CAREER HONORS

Big 12 Player of the Week (1.16.23)

2022 Big 12 All-Freshman Team

## MISCELLANEOUS

	FR.	SO.	CAREER
Double-Doubles	-	-	-
10+ Points	-	12	12
5+ Rebounds	-	11	11
10+ Rebounds	-	-	-
2+ Assists	1	13	14
2+ 3PT Field Goals	-	-	-
2+ Steals	-	6	6
2+ Blocks	2	5	7
Led Team in Pts.	-	1	1
Led Team in Rebs.	-	1	1
Led Team in Assists	-	1	1
Led Team in Blocks	-	10	10
Led Team in Steals	1	3	4

## ADAMS JR. CAREER HIGHS

Points	22	vs. Oklahoma (1.10.23)
Field Goals	9	at Missouri (12.10.22)
Field Goal Att.	13	vs. Oklahoma (1.10.23)
		at Texas Tech (1.3.23)
3PT Field Goals	-	
3PT Field Goal Att.	1	vs. Omaha (11.7.22)
		vs. Stony Brook (11.18.21)
Free Throws	6	vs. Oklahoma (1.10.23)
		at West Virginia (1.7.23)
Free Throw Att.	10	at Kansas State (1.17.23)
Rebounds	9	vs. Omaha (11.7.22)
Assists	4	3x, last at Kansas State (1.17.23)
Blocks	3	vs. Southern Utah (11.18.22)
Steals	4	vs. Harvard (12.22.22)
Minutes	34	at Kansas State (1.17.23)

## 2022-23 GAME-BY-GAME

Opponent	Date	GS	MIN	Total		3-Pointers		Free throws		Rebounds				PF	A	TO	BLK	STL	PTS	AVG	
				FG-FGA	PCT	3FG-3FGA	PCT	FT-FTA	PCT	OFF	DEF	TOT	AVG								
Omaha	11/07/2022	*	28:44	2-4	.500	0-1	.000	0-2	.000	8	1	9	9.0	1	4	0	1	0	4	4.0	
North Dakota St.	11/10/2022	*	16:55	2-4	.500	0-0	.000	0-2	.000	0	2	2	5.5	2	1	1	0	0	4	4.0	
vs Duke	11/15/2022	*	19:50	4-4	1.000	0-0	.000	0-1	.000	0	2	2	4.3	4	2	3	2	1	8	5.3	
Southern Utah	11/18/2022	*	32:46	4-4	1.000	0-0	.000	0-1	.000	2	4	6	4.8	3	3	0	3	0	8	6.0	
vs NC State	11/23/2022	*	24:39	4-7	.571	0-0	.000	0-0	.000	2	3	5	4.8	5	0	2	0	0	8	6.4	
vs Wisconsin	11/24/2022	*	32:24	2-2	1.000	0-0	.000	2-4	.500	3	3	6	5.0	4	1	2	0	1	6	6.3	
vs Tennessee	11/25/2022	*	22:26	2-7	.286	0-0	.000	0-3	.000	6	1	7	5.3	1	3	2	0	2	4	6.0	
Texas Southern	11/28/2022	*	26:17	4-6	.667	0-0	.000	2-3	.667	0	2	2	4.9	1	4	2	1	0	10	6.5	
Seton Hall	12/01/2022	*	16:10	4-5	.800	0-0	.000	3-3	1.000	0	0	0	4.3	4	3	2	1	3	11	7.0	
at Missouri	12/10/2022	*	32:15	9-11	.818	0-0	.000	1-2	.500	3	3	6	4.5	2	3	3	1	2	19	8.2	
Indiana	12/17/2022	*	25:53	4-6	.667	0-0	.000	3-3	1.000	1	1	2	4.3	3	2	1	1	2	11	8.5	
Harvard	12/22/2022	*	31:15	5-8	.625	0-0	.000	0-0	.000	3	4	7	4.5	3	1	1	2	4	10	8.6	
Oklahoma St.	12/31/2022	*	23:22	6-6	1.000	0-0	.000	2-3	.667	3	1	4	4.5	4	1	4	0	1	14	9.0	
at Texas Tech	01/03/2023	*	30:39	7-13	.538	0-0	.000	0-0	.000	4	1	5	4.5	2	2	2	1	1	14	9.4	
at West Virginia	01/07/2023	*	29:31	4-9	.444	0-0	.000	6-8	.750	3	0	3	4.4	5	0	1	2	0	14	9.7	
Oklahoma	01/10/2023	*	27:24	8-13	.615	0-0	.000	6-7	.857	3	3	6	4.5	4	0	0	2	1	22	10.4	
Iowa St.	01/14/2023	*	31:06	6-9	.667	0-0	.000	3-5	.600	3	3	6	4.6	3	2	2	1	1	15	10.7	
at Kansas St.	01/17/2023	*	33:31	6-6	1.000	0-0	.000	5-10	.500	2	0	2	4.4	5	4	2	0	0	17	11.1	
TCU	01/21/2023	*	23:24	1-6	.167	0-0	.000	2-2	1.000	3	2	5	4.5	4	2	3	1	0	4	10.7	
at Baylor	01/23/2023	*	28:31	1-5	.200	0-0	.000	2-2	1.000	2	1	3	4.4	2	1	1	1	0	4	10.4	
at Kentucky	01/28/2023	*	24:36	8-10	.800	0-0	.000	1-1	1.000	1	1	2	4.3	4	3	1	0	2	17	10.7	
Totals			21	561:38	93-145	.641	0-1	.000	38-62	.613	52	38	90	4.3	66	42	35	20	21	224	10.7

## Player Averages

Games Played	Minutes/game	Points/game	FG Pct	3FG Pct	FT Pct	Rebounds/game	Assists/game	Turnovers/game	Assist/Turnover ratio	Steals/game	Blocks/game
21	26.7	10.7	64.1	0.0	61.3	4.3	2.0	1.7	1.2	1.0	1.0

## CAREER STATS

SEASON	TEAM	GP-GS	MIN/AVG	Field Goals FG-FGA FG%	3-Point 3FG-3FGA 3FG%	F-Throws FT-FTA FT%	Rebounds OFF DEF TOT AVG	PF	A	TO	BLK	STL	PTS	AVG
2021-22	KU	37-1	179/4.8	13-25 .520	0-1 .000	12-20 .600	20 10 30 0.8	20-0	10	7	8	2	38	1.0
2022-23	KU	21-21	562/26.7	93-145 .641	0-1 .000	38-62 .613	52 38 90 4.3	66-3	42	35	20	21	224	10.7
<b>TOTAL</b>		<b>58-22</b>	<b>740/12.8</b>	<b>106-170 .624</b>	<b>0-2 .000</b>	<b>50-82 .610</b>	<b>72 48 120 2.1</b>	<b>86-3</b>	<b>52</b>	<b>42</b>	<b>28</b>	<b>23</b>	<b>262</b>	<b>4.5</b>





# CAM MARTIN

Super-Senior • F • 6-9 • 230 • Yukon, Okla. • Yukon HS • Twitter: @Cam\_martin31 • IG: @cam\_martin31

- Made his Kansas debut at Missouri (12/10).
- Was a redshirt for Kansas' NCAA National Championship during the 2021-22 season.
- Came to Kansas with 2,155 career points, 876 rebounds, 108 blocks and 67 steals.
- Two-time MIAA all-conference first team his junior and senior seasons while at Missouri Southern State.
- Finalist for the 2021 Bevo Francis Small College Basketball Player of the Year Award after being named first-team All-MIAA, All-Region and All-American while also being a member of the MIAA All-Tournament Team.
- Only player in Southern's history to score 700 or more points twice in a single-season with 720 in 2018-19 and 746 in 2019-20.
- Ended as Missouri Southern's second-leading career scorer with 2,040 points.
- Graduated from Missouri Southern State in May 2021 and is will graduate from KU in May 2023 with a sport management master's.

## CAREER HONORS

D2CCA All-America Second Team (2021)  
All-MIAA First Team (2021)  
MIAA Academic Honor Roll (2021)  
Bevo Francis Small College Basketball Player of the Year Finalist (2020)  
D2CCA All-America Second Team (2020)  
MIAA Tournament All-Tournament Team (2020)  
All-MIAA First Team (2020)  
MIAA Academic Honor Roll (2020)  
D2CCA All-America Third Team (2019)  
All-MIAA First Team (2019)  
MIAA Academic Honor Roll (2019)

## MISCELLANEOUS

KU CAREER	
Double-Doubles	-
10+ Points	-
20+ Points	-
5+ Rebounds	-
10+ Rebounds	-
3+ Assists	-
3+ 3PT Field Goals	-
2+ Steals	-
2+ Blocks	-
Led Team in Pts.	-
Led Team in Rebs.	-
Led Team in Assists	-
Led Team in Blocks	-
Led Team in Steals	-

## MARTIN CAREER HIGHS

Points	54	at Missouri Western (2.22.20)
Field Goals	18	at Minnesota State (11.10.18)
Field Goal Att.	27	at Missouri Western (2.22.20) vs. Missouri Western (2.15.20)
3PT Field Goals	9	vs. Washburn (3.16.19)
3PT Field Goal Att.	11	vs. Pittsburg State (2.20.21) at Missouri Western (2.22.20)
Free Throws	17	vs. Missouri Western (2.15.20) vs. Upper Iowa (12.18.19)
Free Throw Att.	21	at Pittsburg State (1.9.21)
Rebounds	21	vs. Lincoln (2.4.21)
Assists	7	at Newman (11.21.20) at Nebraska-Kearney (1.6.20) vs. Fort Hays State (2.9.19)
Blocks	5	vs. Northeastern State (1.29.20)
Steals	4	Northwest Missouri State (2.2.21)
Minutes	41	vs. Central Oklahoma (2.27.21)

## 2022-23 GAME-BY-GAME

Opponent	Date	GS	MIN	Total		3-Pointers		Free throws		Rebounds				PF	A	TO	BLK	STL	PTS	AVG
				FG-FGA	PCT	3FG-3FGA	PCT	FT-FTA	PCT	OFF	DEF	TOT	AVG							
at Missouri	12/10/2022		02:16	0-1	.000	0-0	.000	0-0	.000	0	0	0	0.0	0	0	0	0	0	0	0.0
Indiana	12/17/2022		01:53	1-1	1.000	1-1	1.000	0-0	.000	0	0	0	0.0	1	0	0	0	0	3	1.5
Oklahoma St.	12/31/2022		02:27	1-1	1.000	0-0	.000	0-0	.000	1	0	1	0.3	1	0	0	0	0	2	1.7
at Texas Tech	01/03/2023		03:52	1-1	1.000	0-0	.000	0-0	.000	1	0	1	0.5	0	0	0	0	0	2	1.8
Totals		0	10:28	3-4	.750	1-1	1.000	0-0	.000	2	0	2	0.5	2	0	0	0	0	7	1.8

## Player Averages

Games Played	Minutes/game	Points/game	FG Pct	3FG Pct	FT Pct	Rebounds/game	Assists/game	Turnovers/game	Assist/Turnover ratio	Steals/game	Blocks/game
4	2.6	1.8	75.0	100.0	0.0	0.5	0.0	0.0	0.0	0.0	0.0

## CAREER STATS

				Field Goals		3-Point		F-Throws		Rebounds				Scoring						
SEASON	TEAM	GP-GS	MIN/AVG	FG-FGA	FG%	3FG-3FGA	3FG%	FT-FTA	FT%	OFF	DEF	TOT	AVG	PF-FO	A	TO	BLK	STL	PTS	AVG
2017-18	JSU	28-0	273/9.8	38-74	.514	11-26	.423	28-45	.622	17	56	73	2.6	48-0	20	21	4	3	115	4.1
2018-19	MSSU	32-32	911/28.5	239-393	.608	31-89	.348	211-257	.821	69	241	310	9.7	113-9	46	82	35	16	720	22.5
2019-20	MSSU	31-30	921/29.7	261-449	.581	34-95	.358	190-235	.809	70	214	284	9.2	101-5	61	95	46	20	746	24.1
2020-21	MSSU	23-23	803/34.9	209-361	.579	49-110	.445	107-145	.738	18	191	209	9.1	59-2	76	85	23	28	574	25.0
2022-23	KU	4-0	10/2.6	3-4	.750	1-1	1.000	0-0	.000	2	0	2	0.5	2-0	0	0	0	0	7	1.8
TOTAL FOR KU		4-0	10/2.6	3-4	.750	1-1	1.000	0-0	.000	2	0	2	0.5	2-0	0	0	0	0	7	1.8
TOTAL		118-85	2918/24.7	750-1281	.585	126-321	.393	536-682	.786	176	702	878	7.4	323-16	203	283	108	67	2162	18.3

# ZUBY EJIOFOR

Freshman • F • 6-9 • 235 • Garland, Texas • Garland HS • Twitter: @Zubyejiofor • IG: @zubyejiofor

- A TABC 6A All-State selection his senior year at Garland High School in 2021-22.
- Averaged 21.7 points, 13.0 rebounds, 3.9 blocked shots and 1.9 steals per game for Garland HS in 2021-22.
- Garland posted a 26-2 record and won its district going 14-0 his senior season.
- Averaged 21.0 points and 13.0 rebounds for Garland HS as a junior in 2020-21.
- Ended prep career ranked No. 44 by Rivals.com, No. 52 by 247sports.com and No. 75 by ESPN100.

## 2022-23 GAME-BY-GAME

Opponent	Date	GS	MIN	Total		3-Pointers		Free throws		Rebounds				PF	A	TO	BLK	STL	PTS	AVG
				FG-FGA	PCT	3FG-3FGA	PCT	FT-FTA	PCT	OFF	DEF	TOT	AVG							
Omaha	11/07/2022		03:53	0-0	.000	0-0	.000	0-0	.000	0	3	3	3.0	1	0	1	1	0	0	0.0
North Dakota St.	11/10/2022		06:57	1-2	.500	0-0	.000	1-2	.500	4	3	7	5.0	1	1	0	1	0	3	1.5
vs Duke	11/15/2022		09:39	1-2	.500	0-0	.000	0-0	.000	2	3	5	5.0	2	0	2	2	0	2	1.7
Southern Utah	11/18/2022		04:56	1-1	1.000	0-0	.000	0-0	.000	0	2	2	4.3	2	0	2	1	0	2	1.8
vs NC State	11/23/2022		04:32	0-0	.000	0-0	.000	0-0	.000	1	0	1	3.6	1	0	0	0	0	0	1.4
vs Tennessee	11/25/2022		01:28	0-0	.000	0-0	.000	0-0	.000	0	0	0	3.0	0	0	1	0	0	0	1.2
Texas Southern	11/28/2022		10:45	1-1	1.000	0-0	.000	0-2	.000	2	3	5	3.3	0	0	1	1	1	2	1.3
Seton Hall	12/01/2022		08:03	0-0	.000	0-0	.000	2-2	1.000	1	0	1	3.0	2	0	0	0	1	2	1.4
at Missouri	12/10/2022		02:02	0-1	.000	0-0	.000	0-0	.000	0	3	3	3.0	1	0	1	0	0	0	1.2
Indiana	12/17/2022		12:14	4-5	.800	0-0	.000	0-0	.000	1	1	2	2.9	1	0	0	1	0	8	1.9
Harvard	12/22/2022		02:25	0-1	.000	0-0	.000	0-0	.000	0	0	0	2.6	0	0	0	1	1	0	1.7
Oklahoma St.	12/31/2022		09:30	2-4	.500	0-0	.000	0-0	.000	1	2	3	2.7	1	0	0	0	0	4	1.9
at Texas Tech	01/03/2023		05:29	0-0	.000	0-0	.000	0-0	.000	0	1	1	2.5	0	1	0	2	0	0	1.8
at West Virginia	01/07/2023		04:03	0-0	.000	0-0	.000	0-0	.000	0	2	2	2.5	1	0	1	1	0	0	1.6
Oklahoma	01/10/2023		01:06	0-0	.000	0-0	.000	0-0	.000	0	0	0	2.3	0	0	0	0	0	0	1.5
Iowa St.	01/14/2023		07:03	0-0	.000	0-0	.000	0-0	.000	0	0	0	2.2	2	0	1	1	0	0	1.4
at Kansas St.	01/17/2023		05:04	0-0	.000	0-0	.000	1-2	.500	0	0	0	2.1	0	0	1	0	0	1	1.4
TCU	01/21/2023		02:56	0-0	.000	0-0	.000	0-0	.000	0	0	0	1.9	0	0	1	0	0	0	1.3
at Kentucky	01/28/2023		03:38	1-1	1.000	0-0	.000	0-0	.000	1	0	1	1.9	2	0	0	0	0	2	1.4
Totals		0	105:43	11-18	.611	0-0	.000	4-8	.500	13	23	36	1.9	17	2	11	13	3	26	1.4

## Player Averages

Games Played	Minutes/game	Points/game	FG Pct	3FG Pct	FT Pct	Rebounds/game	Assists/game	Turnovers/game	Assist/Turnover ratio	Steals/game	Blocks/game
19	5.6	1.4	61.1	0.0	50.0	1.9	0.1	0.6	0.2	0.2	0.7

## CAREER STATS

			Field Goals		3-Point		F-Throws		Rebounds									Scoring	
SEASON TEAM	GP-GS	MIN/AVG	FG-FGA	FG%	3FG-3FGA	3FG%	FT-FTA	FT%	OFF	DEF	TOT	AVG	PF-FO	A	TO	BLK	STL	PTS	AVG
2022-23 KU	19-0	106/5.6	11-18	.611	0-0	.000	4-8	.500	13	23	36	1.9	17-0	2	11	13	3	26	1.4
TOTAL	19-0	106/5.6	11-18	.611	0-0	.000	4-8	.500	13	23	36	1.9	17-0	2	11	13	3	26	1.4



## MISCELLANEOUS

	FR
Double-Doubles	-
10+ Points	-
20+ Points	-
5+ Rebounds	3
10+ Rebounds	-
2+ Assists	-
1+ 3PT Field Goals	-
2+ Steals	-
2+ Blocks	2
Led Team in Pts.	-
Led Team in Rebs.	-
Led Team in Assists	-
Led Team in Blocks	3
Led Team in Steals	-

## EJIOFOR CAREER HIGHS

Points	8	vs. Indiana (12.17.22)
Field Goals	4	vs. Indiana (12.17.22)
Field Goal Att.	5	vs. Indiana (12.17.22)
3PT Field Goals	-	
3PT Field Goal Att.	-	
Free Throws	2	vs. Seton Hall (12.1.22)
Free Throw Att.	2	4x, last at Kansas State (1.17.23)
Rebounds	7	vs. North Dakota State (11.10.22)
Assists	1	at Texas Tech (1.3.23) vs. North Dakota State (11.10.22)
Blocks	2	at Texas Tech (1.3.23) vs. Duke (11.15.22)
Steals	1	3x, last vs. Harvard (12.22.22)
Minutes	12	vs. Indiana (12.17.22)



## WILDER EVERS

Freshman • G • 6-3 • 190 • Birmingham, Ala. • Oak Mountain HS • Twitter: @EversWilder • IG: @wilderevers

- A walk-on from Birmingham, Alabama, who will provide depth at the guard spots.
- Comes from a family with Kansas ties as his brother plays baseball for KU and his parents competed in track and field at KU.
- Helped lead Oak Mountain High School to three consecutive trips to Alabama's 7A state quarterfinals, including Final Four appearances in 2020 and 2021 and a state title in 2021
- The 2021 state championship was the first in Oak Mountain history
- A two-time all-county selection his junior and senior seasons
- Played for Chris Love at Oak Mountain
- Averaged 11.8 points, 4.3 rebounds and 3.0 assists per game his senior season.



## CHARLIE MCCARTHY

Sophomore • G • 6-2 • 195 • Rancho Mirage, Calif. • Shadow Hills HS • IG: @chmac13

- A member of Kansas' 2022 NCAA National Championship team.
- Comes from a KU family as both parents are two of 23 family members who have graduated from KU with many still residing in the Lawrence, Kansas City and Salina, Kansas, areas.
- Averaged 12.0 points, 8.0 rebounds, 5.0 assists and 1.5 steals per game in 2020-21 at Shadow Hills HS in Indio, Calif.
- Averaged 11.5 points per game his junior year at Palm Desert HS in Palm Desert, Calif., where his team advanced to state.
- Earned all-league honors his junior and senior seasons.
- His father, Kent, played baseball at KU.
- Has an older sister, Annie, who attends KU, and a younger sister, Molly, who is a freshman on the KU volleyball team.
- Great grandfather was Howard Engleman, who played basketball at KU for coach Phog Allen and had his KU jersey retired in 2003.
- As a youth, attended numerous Kansas Bill Self Basketball Camps.



2022-23 OVERALL STATS

Game Records

Record	Overall	Home	Away	Neutral
ALL GAMES	17-4	10-1	4-2	3-1
CONFERENCE	5-3	3-1	2-2	0-0
NON-CONFERENCE	12-1	7-0	2-0	3-1

Score by Periods

Team	1st	2nd	OT	TOT
Kansas	803	776	16	1595
Opponents	688	713	16	1417

Team Box Score

No.	Player				Total		3-Point		F-Throw		Rebounds											
		GP-GS	MIN	AVG	FG-FGA	FG%	3FG-3FGA	3FG%	FT-FTA	FT%	OFF	DEF	TOT	AVG	PF	DQ	A	TO	BLK	STL	PTS	AVG
10	WILSON, Jalen	21-21	744:09	35.4	156-362	.431	47-135	.348	90-115	.783	35	145	180	8.6	40	0	52	44	12	17	449	21.4
4	DICK, Gradey	21-21	671:32	32.0	105-234	.449	53-124	.427	47-56	.839	23	86	109	5.2	45	1	37	24	5	34	310	14.8
24	ADAMS, JR., KJ	21-21	561:38	26.7	93-145	.641	0-1	.000	38-62	.613	52	38	90	4.3	66	3	42	35	20	21	224	10.7
15	MCCULLAR, Kevin	20-20	613:23	30.7	74-171	.433	19-64	.297	41-54	.759	31	119	150	7.5	55	2	41	48	12	49	208	10.4
3	HARRIS, Dajuan	21-21	697:32	33.2	59-133	.444	17-40	.425	16-22	.727	11	36	47	2.2	39	1	137	44	9	39	151	7.2
1	YESUFU, Joseph	20-1	235:07	11.8	25-69	.362	11-39	.282	4-6	.667	1	21	22	1.1	18	0	6	10	0	8	65	3.3
11	RICE, MJ	14-0	107:35	7.7	16-36	.444	2-13	.154	8-12	.667	5	6	11	0.8	18	0	3	6	2	4	42	3.0
0	PETTIFORD, Bobby	19-0	278:57	14.7	24-42	.571	2-6	.333	4-6	.667	6	18	24	1.3	19	0	36	23	1	5	54	2.8
23	UDEH JR., Ernest	15-0	109:12	7.3	13-19	.684	0-0	.000	4-8	.500	8	17	25	1.7	16	0	3	5	7	7	30	2.0
31	MARTIN, Cam	4-0	10:28	2.6	3-4	.750	1-1	1.000	0-0	.000	2	0	2	0.5	2	0	0	0	0	0	7	1.8
20	JANKOVICH, Michael	7-0	15:51	2.3	4-5	.800	3-4	.750	0-0	.000	0	0	0	0.0	1	0	0	0	0	0	11	1.6
35	EJIOFOR, Zubey	19-0	105:43	5.6	11-18	.611	0-0	.000	4-8	.500	13	23	36	1.9	17	0	2	11	13	3	26	1.4
21	CLEMENCE, Zach	15-0	87:11	5.8	7-25	.280	2-12	.167	2-5	.400	8	13	21	1.4	12	0	1	4	2	0	18	1.2
5	CUFFE, JR., Kyle	2-0	06:13	3.1	0-2	.000	0-0	.000	0-2	.000	1	0	1	0.5	0	0	0	0	0	0	0	0.0
22	WILHITE, Dillon	4-0	05:30	1.4	0-0	.000	0-0	.000	0-0	.000	0	0	0	0.0	3	0	0	0	0	0	0	0.0
Team											25	31	56					7				
Total		21	4250		590-1265	.466	157-439	.358	258-356	.725	221	553	774	36.9	351	7	360	261	83	187	1595	76.0
Opponents		21	4250		496-1210	.410	142-449	.316	283-394	.718	219	501	720	34.3	324	5	236	308	71	132	1417	67.5

Team Statistics

	KU	OPP
Scoring	1595	1417
Points per game	76.0	67.5
Scoring margin	+8.5	-
Field goals-att	590-1265	496-1210
Field goal pct	.466	.410
3 point fg-att	157-439	142-449
3-point FG pct	.358	.316
3-pt FG made per game	7.5	6.8
Free throws-att	258-356	283-394
Free throw pct	.725	.718
F-Throws made per game	12.3	13.5
Rebounds	774	720
Rebounds per game	36.9	34.3
Rebounding margin	+2.6	-
Assists	360	236
Assists per game	17.1	11.2
Turnovers	261	308
Turnovers per game	12.4	14.7
Turnover margin	+2.2	-
Assist/turnover ratio	1.4	0.8
Steals	187	132
Steals per game	8.9	6.3
Blocks	83	71
Blocks per game	4.0	3.4
Winning streak	1	-
Home win streak	0	-
Attendance	179300	85218
Home games-Avg/Game	11-16300	6-14203
Neutral site-Avg/Game	-	4-5077

Team Results

Date	Opponent		Score	Att.
11/07/2022	Omaha	W	89-64	16300
11/10/2022	North Dakota St.	W	82-59	16300
11/15/2022	vs Duke	W	69-64	15828
11/18/2022	Southern Utah	W	82-76	16300
11/23/2022	vs NC State	W	80-74	1275
11/24/2022	vs Wisconsin	Wot	69-68	1185
11/25/2022	vs Tennessee	L	50-64	2018
11/28/2022	Texas Southern	W	87-55	16300
12/01/2022	Seton Hall	W	91-65	16300
12/10/2022	at Missouri	W	95-67	15061
12/17/2022	Indiana	W	84-62	16300
12/22/2022	Harvard	W	68-54	16300
12/31/2022	Oklahoma St.	W	69-67	16300
01/03/2023	at Texas Tech	W	75-72	14385
01/07/2023	at West Virginia	W	76-62	14135
01/10/2023	Oklahoma	W	79-75	16300
01/14/2023	Iowa St.	W	62-60	16300
01/17/2023	at Kansas St.	Lot	82-83	11000
01/21/2023	TCU	L	60-83	16300
01/23/2023	at Baylor	L	69-75	10219
01/28/2023	at Kentucky	W	77-68	20418

2022-23 CONFERENCE ONLY STATS

Game Records

Record	Overall	Home	Away	Neutral
ALL GAMES	5-3	3-1	2-2	0-0
CONFERENCE	5-3	3-1	2-2	0-0
NON-CONFERENCE	0-0	0-0	0-0	0-0

Score by Periods

Team	1st	2nd	OT	TOT
Kansas	291	271	10	572
Opponents	311	255	11	577

Team Box Score

No.	Player				Total		3-Point		F-Throw		Rebounds											
		GP-GS	MIN	AVG	FG-FGA	FG%	3FG-3FGA	3FG%	FT-FTA	FT%	OFF	DEF	TOT	AVG	PF	DQ	A	TO	BLK	STL	PTS	AVG
10	WILSON, Jalen	8-8	299:17	37.4	58-133	.436	20-57	.351	38-47	.809	14	50	64	8.0	19	0	15	19	8	2	174	21.8
4	DICK, Gradey	8-8	262:16	32.8	35-87	.402	18-49	.367	24-28	.857	12	35	47	5.9	22	1	15	9	3	14	112	14.0
24	ADAMS, JR., KJ	8-8	227:28	28.4	39-67	.582	0-0	.000	26-37	.703	23	11	34	4.3	29	2	12	15	8	4	104	13.0
15	MCCULLAR, Kevin	8-8	243:49	30.5	22-58	.379	5-22	.227	17-23	.739	8	43	51	6.4	26	1	17	18	2	17	66	8.3
3	HARRIS, Dajuan	8-8	292:38	36.6	18-50	.360	11-22	.500	4-6	.667	3	15	18	2.3	11	0	50	18	3	12	51	6.4
21	CLEMENCE, Zach	6-0	35:05	5.8	7-13	.538	2-3	.667	2-5	.400	4	4	8	1.3	6	0	0	1	0	0	18	3.0
20	JANKOVICH, Michael	1-0	02:56	2.9	1-1	1.000	1-1	1.000	0-0	.000	0	0	0	0.0	0	0	0	0	0	0	3	3.0
1	YESUFU, Joseph	7-0	84:12	12.0	6-20	.300	3-14	.214	0-0	.000	0	11	11	1.6	8	0	2	3	0	4	15	2.1
0	PETTIFORD, Bobby	8-0	112:54	14.1	7-18	.389	1-4	.250	2-3	.667	2	8	10	1.3	8	0	10	8	0	3	17	2.1
31	MARTIN, Cam	2-0	06:19	3.2	2-2	1.000	0-0	.000	0-0	.000	2	0	2	1.0	1	0	0	0	0	0	4	2.0
35	EJIOFOR, Zuby	7-0	35:11	5.0	2-4	.500	0-0	.000	1-2	.500	1	5	6	0.9	4	0	1	4	4	0	5	0.7
11	RICE, MJ	4-0	11:23	2.8	1-1	1.000	0-0	.000	0-0	.000	1	1	2	0.5	3	0	1	3	0	1	2	0.5
23	UDEH JR., Ernest	3-0	11:34	3.9	0-0	.000	0-0	.000	1-2	.500	0	2	2	0.7	4	0	0	1	1	3	1	0.3
Team											11	13	24					3				
Total		8	1625		198-454	.436	61-172	.355	115-153	.752	81	198	279	34.9	141	4	123	102	29	60	572	71.5
Opponents		8	1625		198-462	.429	61-169	.361	120-158	.759	86	192	278	34.8	128	3	94	102	31	56	577	72.1

Team Statistics

	KU	OPP
Scoring	572	577
Points per game	71.5	72.1
Scoring margin	-0.6	-
Field goals-att	198-454	198-462
Field goal pct	.436	.429
3 point fg-att	61-172	61-169
3-point FG pct	.355	.361
3-pt FG made per game	7.6	7.6
Free throws-att	115-153	120-158
Free throw pct	.752	.759
F-Throws made per game	14.4	15.0
Rebounds	279	278
Rebounds per game	34.9	34.8
Rebounding margin	+0.1	-
Assists	123	94
Assists per game	15.4	11.8
Turnovers	102	102
Turnovers per game	12.8	12.8
Turnover margin	0.0	-
Assist/turnover ratio	1.2	0.9
Steals	60	56
Steals per game	7.5	7.0
Blocks	29	31
Blocks per game	3.6	3.9
Winning streak	0	-
Home win streak	0	-
Attendance	65200	49739
Home games-Avg/Game	4-16300	4-12435
Neutral site-Avg/Game	-	0-0

Team Results

Date	Opponent		Score	Att.
12/31/2022	Oklahoma St.	W	69-67	16300
01/03/2023	at Texas Tech	W	75-72	14385
01/07/2023	at West Virginia	W	76-62	14135
01/10/2023	Oklahoma	W	79-75	16300
01/14/2023	Iowa St.	W	62-60	16300
01/17/2023	at Kansas St.	Lot	82-83	11000
01/21/2023	TCU	L	60-83	16300
01/23/2023	at Baylor	L	69-75	10219

## 2022-23 INDIVIDUAL SUPERLATIVES

CATEGORY	KANSAS	OPPONENT
Points Scored	38 by Jalen Wilson at Kansas State (1.17.23)	26 by Kevin Obanor of Texas Tech (1.3.23)
Total Field Goals	12 by Jalen Wilson at Kansas State (1.17.23) 12 by Jalen Wilson vs. Southern Utah (11.18.22)	9, 3x, last by Grant Sherfield of Oklahoma (1.10.23)
Total FGs Attempted	26 by Jalen Wilson vs. Duke (11.15.22)	27 by Tevian Jones of Southern Utah (11.18.22)
Highest FG% (5 made)	100.0 (6-6) by KJ Adams Jr. at Kansas State (1.17.23) 100.0 (6-6) by KJ Adams Jr. vs. Oklahoma State (12.31.22)	87.5 (7-8) by Shahada Wells of TCU (1.21.23)
Highest FG% (10 made)	58.8 (10-17) by Jalen Wilson vs. Harvard (12.22.22)	-
3-Point Field Goals	6 by Gradey Dick vs. NC State (11.23.22)	7 by Bryce Thompson of Oklahoma State (12.31.22)
3-Pt. FGs Attempted	12 by Gradey Dick vs. NC State (11.23.22)	14 by Santiago Vescovi of Tennessee (11.25.22)
3-Point FG% (min. 3 made)	100.0 (5-5) by Dajuan Harris Jr. at Texas Tech (1.3.23)	80.0 (4-5) by Maizen Fausett of Southern Utah (11.18.22)
Free Throws	11 by Jalen Wilson at Kansas State (1.17.23)	8 by Keyontae Johnson of Kansas State (1.17.23) 8 by Desi Sills of Kansas State (1.17.23)
Free Throws Attempted	14 by Jalen Wilson vs. Wisconsin (11.24.22)	9, 3x, last by Keyontae Johnson & Desi Sills of Kansas State (1.17.23)
Free Throw % (min. 5 made)	100.0 (8-8) by Kevin McCullar Jr. vs. Baylor (1.23.23)	100.0 (6-6) by Grant Sherfield of Oklahoma (1.10.23)
Offensive Rebounds	8 by KJ Adams Jr. vs. Omaha (11.7.22)	6 by Kyle Filipowski of Duke (11.15.22)
Defensive Rebounds	14 by Jalen Wilson vs. Wisconsin (11.24.22)	9 by Tanner Groves of Oklahoma (1.10.23)
Total Rebounds	14 by Jalen Wilson at West Virginia (1.7.23) 14 by Jalen Wilson vs. Wisconsin (11.24.22)	14 by Kyle Filipowski (11.15.22)
Assists	11 by Dajuan Harris Jr. at Kansas State (1.17.23)	7 by Markquis Nowell of Kansas State (1.17.23)
Turnovers	5 by Kevin McCullar Jr. vs. Oklahoma State (12.31.22) 5 by Kevin McCullar Jr. vs. Southern Utah (11.18.22)	7 by Kadary Richmond of Seton Hall (12.1.22)
Blocked Shots	4 by Ernest Udeh Jr. vs. Duke (11.15.22)	9 by Trayce Jackson-Davis of Indiana (12.17.22)
Steals	5, 3x, last by Kevin McCullar Jr. vs. Indiana (12.17.22)	5 by Carson Wallace of Kentucky (1.28.23)
Minutes Played (including OT)	45 by Jalen Wilson at Kansas State (1.17.23)	43 by Max Klesmit of Wisconsin (11.24.22)

## TEAM SUPERLATIVES

KANSAS HIGH	KANSAS LOW	CATEGORY	OPPONENT HIGH	OPPONENT LOW
95 vs. Missouri (12.10.22)	50 vs. Tennessee (11.25.22)	Points	83 by TCU (1.21.23) 83 by Kansas State (1.17.23)	54 by Harvard (12.22.22)
52 (2nd) vs. Seton Hall (12.1.22)	22 (2nd) vs. TCU (1.21.23)	Points/Half	48 (1st) by TCU (1.21.23)	20 (1st) by Wisconsin (11.24.22)
10 at Kansas State (1.17.23)	6 vs. Wisconsin (11.24.22)	Points/OT	11 by Kansas State (1.17.23)	5 by Wisconsin (11.24.22)
36 vs. Omaha (11.7.22)	17 vs. Tennessee (11.25.22)	Field Goals	31 by TCU (1.21.23)	20 by West Virginia (1.7.23) 20 by Indiana (12.17.22)
72 vs. North Dakota State (11.10.22)	48 vs. Iowa State (1.14.23)	Field Goal Attempts	74 by Southern Utah (11.18.22)	48 by Seton Hall (12.1.22)
57.4 (35-61) at Missouri (12.10.22)	32.1 (17-53) vs. Tennessee (11.25.22)	Field Goal Percentage	54.4 (31-57) by TCU (1.21.23)	35.1 (20-57) by West Virginia (1.7.23)
13 vs. Texas Southern (11.28.22)	3 vs. Duke (11.15.22)	3-Point Field Goals	13 by Oklahoma State (12.31.22)	2 by Kentucky (1.28.23) 2 by Oklahoma (1.10.23)
29, 3x, last at Kansas State (1.17.23)	11 vs. Oklahoma (1.10.23)	3-Point Field Goal Attempts	32 by North Dakota State (11.10.22)	13 by Kentucky (1.28.23)
47.8 (11-23) vs. Oklahoma State (12.31.22)	15.8 (3-19) vs. Duke (11.15.22)	3-Point Field Goal Percentage	53.3 (8-15) by TCU (1.21.23)	11.8 (2-17) by Oklahoma (1.10.23)
31 vs. Oklahoma (1.10.23)	2 at Texas Tech (1.3.23)	Free Throws Made	26 by Kansas State (1.17.23)	5 by Harvard (12.22.22) 5 by Texas Southern (11.28.22)
39 vs. Oklahoma (1.10.23)	4 at Texas Tech (1.3.23)	Free Throw Attempts	33 by Kansas State (1.17.23)	9 by Texas Southern (11.28.22)
100.0 (16-16) vs. Baylor (1.23.23)	50.0 (2-4) at Texas Tech (1.3.23)	Free Throw Percentage	83.3 (10-12) by Texas Tech (1.3.23)	35.7 (5-14) by Harvard (12.22.22)
100.0 (8-8) vs. Harvard (12.22.22)	50.0 (5-10) vs. North Dakota State (11.10.22)			
16 vs. Omaha (11.7.22)	6 vs. Iowa State (1.14.23)	Offensive Rebounds	21 by Duke (11.15.22)	4 by Kentucky (1.28.23)
36 vs. Wisconsin (11.24.22)	17 vs. Tennessee (11.25.22)	Defensive Rebounds	35 by Southern Utah (11.18.22)	16 by Seton Hall (12.1.22)
50 vs. Wisconsin (11.24.22)	27 vs. Tennessee (11.25.22)	Rebounds	46 by Duke (11.15.22)	25 by Texas Southern (11.28.22)
25 at Kansas State (1.17.23)	11 at Texas Tech (1.3.23) 11 vs. Texas Southern (11.28.22)	Fouls	24 by Kansas State (1.17.23)	6 by Texas Tech (1.3.23)
3 at Kansas State (1.17.23)	0, 16x, last at Kentucky (1.28.23)	DQs	1, 5x, last at Kansas State (1.17.23)	0, 16x, last by Kentucky (1.28.23)
24 at Missouri (12.10.22)	10 vs. Oklahoma (1.10.23)	Assists	18 by TCU (1.21.23)	7 by Texas Southern (11.28.22)
24 vs. Omaha (11.7.22)				
17 vs. TCU (1.21.23)	6 vs. Oklahoma (1.10.23)	Turnovers	24 by Tennessee (11.25.22)	6 by Wisconsin (11.24.22)
13 vs. vs. Duke (11.15.22)	0 vs. NC State (11.23.22)	Blocked Shots	9 by Indiana (12.17.22)	1 by Wisconsin (11.24.22) 1 by Omaha (11.7.22) 1 by Texas Southern (11.28.22)
17 vs. Indiana (12.17.22)	5 vs. Baylor (1.23.23) 5 vs. Duke (11.15.22)	Steals	12 by Kansas State (1.17.23)	2 by North Dakota State (11.10.22)



2022-23 INDIVIDUAL LEADERS GAME-BY-GAME

OPPONENT	SCORE	W/L	POINTS	REBOUNDS	ASSISTS	STEALS	BLOCKS
OMAHA (11/7)	89-64	W	23-Gradey Dick	11-Jalen Wilson	8-Dajuan Harris	2-Dick, McCullar, Pettiford	1-Adams, Harris, McCullar, Ejifor
NORTH DAKOTA STATE (11/10)	82-59	W	21-Jalen Wilson	9-Jalen Wilson	8-Dajuan Harris	2-Harris, Pettiford	2-Harris, McCullar
vs. Duke (11/15)	69-64	W	25-Jalen Wilson	11-Jalen Wilson	10-Dajuan Harris	1-Adams, Dick, McCullar, Wilson, Yesufu	4-Udeh
SOUTHERN UTAH (11/18)	82-76	W	33-Jalen Wilson	8-Kevin McCullar	4-Wilson, McCullar	4-Dajuan Harris	3-KJ Adams
vs. NC State (11/23)	80-74	W	25-Gradey Dick	11-Wilson, McCullar	6-Dajuan Harris	3-Dajuan Harris	-
vs. Wisconsin (11/24)	69-69 (OT)	W	29-Jalen Wilson	14-Jalen Wilson	7-Dajuan Harris	3-Dajuan Harris	1-Harris, McCullar
vs. Tennessee (11/25)	50-64	L	14-Wilson, Yesufu	7-Adams, McCullar	3-Wilson, Adams	2-Adams, Harris, McCullar	1-Zuby Ejiofor
TEXAS SOUTHERN (11/28)	87-55	W	22-Jalen Wilson	6-Gradey Dick	9-Dajuan Harris	3-Dick, Harris	1-Adams, Ejiofor, Wilson
SETON HALL (12/1)	91-65	W	17-Kevin McCullar	13-Jalen Wilson	7-Dajuan Harris	4-Kevin McCullar	1- Adams, Clemence, Wilson
at Missouri (12/10)	95-67	W	24-Jalen Wilson	10-Jalen Wilson	9-Dajuan Harris	5-Kevin McCullar	1-KJ Adams
INDIANA (12/17)	84-62	W	20-Gradey Dick	11-Kevin McCullar	10-Dajuan Harris	5-Dick, McCullar	1-Adams, Dick, Ejiofor, McCullar
HARVARD (12/22)	68-54	W	21-Jalen Wilson	11-Kevin McCullar	4-Dajuan Harris	4-KJ Adams	2-Adams, McCullar
OKLAHOMA STATE (12/31)	69-67	W	20-Jalen Wilson	9-Gradey Dick	9-Dajuan Harris	2-Kevin McCullar	1-McCullar, Wilson
at Texas Tech (1/3)	75-72	W	18-Dajuan Harris	8-Gradey Dick	6-Bobby Pettiford	3-Gradey Dick	2-Zuby Ejiofor
at West Virginia (1/7)	76-62	W	16-Dajuan Harris	14-Jalen Wilson	8-Dajuan Harris	3-Kevin McCullar	2-KJ Adams
OKLAHOMA (1/10)	79-75	W	22-KJ Adams	8-McCullar, Wilson	5-Dajuan Harris	4-Kevin McCullar	2-Adams, Wilson
IOWA STATE (1/14)	62-60	W	21-Gradey Dick	11-Jalen Wilson	6-Dajuan Harris	3-Kevin McCullar	2-Harris, Wilson
at Kansas State (1/17)	82-83 (OT)	L	38-Jalen Wilson	9-Jalen Wilson	11-Dajuan Harris	4-Gradey Dick	2-Dick, Wilson
TCU (1/21)	60-83	L	30-Jalen Wilson	7-Jalen Wilson	8-Dajuan Harris	2-Harris, Udeh	1-Adams, Dick, Udeh
at Baylor (1/23)	69-75	L	24-Gradey Dick	12-Kevin McCullar	4-Harris, McCullar	2-Kevin McCullar	1-Wilson, Adams, Harris, McCullar
at Kentucky (1/28)	77-68	W	22-Jalen Wilson	12-Kevin McCullar	8-Dajuan Harris	2-Adams, Dick, McCullar, Wilson	1-McCullar, Rice

2022-23 LEAD/DEFICIT BREAKDOWN GAME-BY-GAME

Opponent	FIRST HALF SCORE			SECOND HALF SCORE			FINAL SCORE			LARGEST TIMES		LEAD	TIME LED	MIN. (40 max)
	KU	OPP	MARGIN	KU	OPP	MARGIN	KU	OPP	MARGIN	LEAD	DEFICIT	TIED	CHANGES	
OMAHA (11/7)	46	33	+13	43	31	+12	89	64	+25	28	2	2	2	37:54
NORTH DAKOTA STATE (11/10)	48	19	+29	34	40	(6)	82	59	+23	34	-	-	-	38:55
vs. Duke (11/15)	33	29	+4	36	35	+1	69	64	+5	11	6	3	11	23:06
SOUTHERN UTAH (11/18)	41	39	+2	41	37	+4	76	82	+6	8	6	4	25	22:43
vs. NC State (11/23)	39	31	+8	41	43	(2)	80	74	+6	9	3	10	5	25:52
vs. Wisconsin (11/24) (OT)	33	20	+13	30	43	(13)	69	68	+1	15	3	8	10	33:15
vs. Tennessee (11/25)	25	33	(8)	25	31	(6)	50	64	(14)	-	18	-	-	-
TEXAS SOUTHERN (11/28)	40	25	+15	47	30	+17	87	55	+32	34	2	-	1	38:34
SETON HALL (12/1)	40	29	+11	51	36	+15	91	65	+26	31	1	2	2	37:31
at Missouri (12/10)	50	33	+17	45	34	+11	95	67	+28	29	2	2	1	37:50
INDIANA (12/17)	44	29	+15	40	33	+7	84	62	+22	24	-	-	-	38:46
HARVARD (12/22)	32	23	+9	36	31	+5	68	54	+14	14	4	7	3	24:58
OKLAHOMA STATE (12/31)	30	45	(15)	39	22	+17	69	67	+2	3	15	5	6	7:57
at Texas Tech (1/3)	43	36	+7	32	36	(4)	75	72	+3	12	8	3	9	28:23
at West Virginia (1/7)	42	35	+7	34	27	+7	76	62	+14	22	4	1	1	36:56
OKLAHOMA (1/10)	36	34	+2	43	41	+2	79	75	+4	7	10	9	14	16:26
IOWA STATE (1/14)	29	28	+1	33	32	+1	62	60	+2	7	5	8	15	25:27
at Kansas State (1/17)	39	44	(5)	33	28	+5	82	83	(1)	2	14	13	9	4:38
TCU (1/21)	38	48	(10)	22	35	(13)	60	83	(23)	2	25	-	3	00:37
at Baylor (1/23)	34	41	(7)	35	34	+1	69	75	(6)	1	13	1	2	00:52
at Kentucky (1/28)	41	34	+7	36	34	+2	77	68	+9					
TOTALS	803	687	+116	776	713	+63	1,595	1,417	+178					
AVG/GM - OVERALL	38.2	32.7	+5.5	37.0	34.0	+3	76.0	67.5	+8.5					
CONFERENCE TOTALS	291	311	(20)	271	255	+16	572	575	(3)					
AVG/GM - CONFERENCE	36.4	38.9	(2.5)	33.9	31.9	+2.0	71.5	71.9	(0.4)					

## 2022-23 SPECIALTY SCORING STATS

Opponent	PAINT			OFF TURNOVERS			2ND CHANCE			FAST BREAK			BENCH		
	KU	OPP	MARGIN	KU	OPP	MARGIN	KU	OPP	MARGIN	KU	OPP	MARGIN	KU	OPP	MARGIN
OMAHA (11/7)	48	30	+18	18	6	+12	15	7	+8	22	8	+14	22	18	+4
NORTH DAKOTA STATE (11/10)	46	22	+24	22	7	+15	10	4	+6	14	2	+12	34	18	+16
vs. Duke (11/15)	48	42	+6	19	12	+7	12	19	(7)	12	6	+6	4	9	(5)
SOUTHERN UTAH (11/18)	50	34	+16	14	17	(3)	5	17	(12)	19	11	+8	4	12	(8)
vs. NC State (11/23)	28	18	+10	19	16	+3	19	15	+4	16	22	(6)	4	8	(4)
vs. Wisconsin (11/24)	26	34	(8)	4	13	(9)	11	10	+1	7	5	+2	2	22	(20)
vs. Tennessee (11/25)	18	20	(2)	21	18	+3	8	16	(8)	8	1	+7	16	21	(5)
TEXAS SOUTHERN (11/28)	28	28	+0	22	14	+8	5	8	(3)	20	11	+9	21	6	+15
SETON HALL (12/1)	40	34	+6	22	13	+9	9	10	(1)	13	8	+5	23	16	+7
at Missouri (12/10)	46	28	+18	28	15	+13	8	4	+4	22	10	+12	9	10	(1)
INDIANA (12/17)	50	24	+26	28	13	+15	8	8	-	22	12	+10	21	21	-
HARVARD (12/22)	40	24	+16	19	10	+9	14	6	+8	14	3	+11	8	7	+1
OKLAHOMA STATE (12/31)	24	18	+6	7	22	(15)	19	15	+4	1	6	(5)	14	17	(3)
at Texas Tech (1/3)	30	30	-	22	17	+5	9	7	+2	8	5	+3	9	8	+1
at West Virginia (1/7)	20	26	(6)	12	12	-	13	13	-	5	-	+5	9	10	(1)
OKLAHOMA (1/10)	32	38	(6)	17	7	+10	9	11	(2)	8	11	(3)	13	18	(5)
IOWA STATE (1/14)	24	30	(6)	15	15	-	3	6	(3)	8	7	+1	2	9	(7)
at Kansas State (1/17)	32	32	-	20	17	+3	10	8	+2	10	8	+2	8	31	(23)
TCU (1/21)	26	42	(16)	11	20	(9)	6	9	(3)	4	19	(15)	8	39	(31)
at Baylor (1/23)	28	18	+10	8	19	(11)	4	16	(12)	6	8	(2)	2	13	(11)
at Kentucky (1/28)	40	38	+2	10	9	+1	11	0	+11	4	10	(6)	6	12	(6)
TOTALS	684	572	+112	348	282	+66	197	209	(12)	239	163	+76	233	305	(72)
<b>AVG/GM - OVERALL</b>	<b>32.6</b>	<b>27.2</b>	<b>+5.4</b>	<b>16.6</b>	<b>13.4</b>	<b>+2.2</b>	<b>9.4</b>	<b>10.0</b>	<b>(0.6)</b>	<b>11.4</b>	<b>7.8</b>	<b>+3.6</b>	<b>11.1</b>	<b>14.5</b>	<b>(3.4)</b>
CONFERENCE TOTALS	216	234	(18)	112	129	(17)	73	85	(12)	50	64	(14)	65	145	(80)
<b>AVG/GM - CONFERENCE</b>	<b>27.0</b>	<b>29.3</b>	<b>(2.3)</b>	<b>14.0</b>	<b>16.1</b>	<b>(2.1)</b>	<b>8.1</b>	<b>10.6</b>	<b>(2.5)</b>	<b>6.3</b>	<b>8.0</b>	<b>(1.7)</b>	<b>8.1</b>	<b>18.1</b>	<b>(10.0)</b>

KANSAS' RECORD WHEN...

	2022-23	Bill Self era
Leading At Half	16-1	464-36
Trailing At Half	1-3	89-87
Tied At Half	0-0	21-5
Leading With 5:00 Remaining in Regulation	15-0	525-18
Trailing With 5:00 Remaining in Regulation	2-4	39-103
Tied With 5:00 Remaining in Regulation	0-0	8-7
In Overtime	0-0	25-10
Kansas Outrebounds Opponent	13-0	429-50
Kansas Is Outrebounded	4-3	118-70
Kansas Is Tied in Rebounds	0-1	25-8
Kansas Commits More Turnovers	3-2	221-82
Opponent Commits More Turnovers	13-1	314-38
Kansas Is Tied in Turnovers	1-1	39-8
Kansas Has More Free Throw Attempts	5-2	370-40
Opponent Has More Free Throw Attempts	11-2	179-85
Kansas is Tied in Free Throw Attempts	1-0	24-3
Kansas Shoots 50% or Better	6-0	290-12
Kansas Shoots Less Than 50%	11-4	280-116
Opponent Shoots 50% or Better	0-1	10-34
Opponent Shoots Less Than 50%	17-3	563-94
Kansas Shoots Better Than Opponent	15-2	524-44
Opponent Shoots Better Than Kansas	1-2	49-81
Kansas and Opponent Tied in FG%	1-0	1-2
Kansas Bench Outscores Opponent Bench	6-0	345-44
Opponent Bench Outscores Kansas Bench	10-4	215-81
Kansas is Tied in Bench Points	1-0	13-3
Kansas Scores Between 0-59	0-1	13-21
Kansas Scores Between 60-69	5-2	93-66
Kansas Scores Between 70-79	4-0	182-26
Kansas Scores Between 80-89	6-1	178-13
Kansas Scores Between 90-99	2-0	79-2
Kansas Scores 100 or More	0-0	28-0
Opponent Scores Between 0-59	3-0	203-2
Opponent Scores Between 60-69	10-1	226-32
Opponent Scores Between 70-79	4-1	106-46
Opponent Scores Between 80-89	0-2	34-39
Opponent Scores 90 or More	0-0	4-9
On Mondays	2-1	80-19
On Tuesdays	3-1	74-22
On Wednesdays	1-0	70-6
On Thursdays	4-0	46-5
On Fridays	1-1	65-11
On Saturdays	6-1	201-55
On Sundays	0-0	35-10
In November	7-1	95-15
In December	5-0	112-15
In January	5-3	137-34
In February	0-0	120-31
In March	0-0	106-32
In April	0-0	4-1
On CBS	1-1	62-24
On CBS Sports Network	0-0	2-0
On ESPN	6-3	178-61
On ESPN2	4-0	97-17
On ESPNU	0-0	39-5
On Big 12 NOW on ESPN+	6-0	28-2
On Jayhawk TV	0-0	89-3
On Big 12 Network TV	0-0	41-6
On TBS/TNT/TruTV	0-0	18-4
On NBCSports Network	0-0	1-1
On FOX	0-0	0-2
On FS1	0-0	4-0
On Fox Sports Net	0-0	4-2
On ABC	0-0	7-2
<b>MISCELLANEOUS STREAKS</b>		
Kansas' All-Time Record		2,374-881
Consecutive games with a 3-point field goal		274
Consecutive games opponent under 100 points		90
Number of 100-point games in Kansas history		119
Number of 100-point games in Bill Self era		28
KU's All-Time Overtime Record		74-59
KU's last OT game	1/17/23 (Kansas 82, Kansas State 83)	
Consecutive Allen Fieldhouse Sellouts (includes pandemic)		347

2022-23 MISCELLANEOUS STATS

STARTING LINEUPS (2)															
(W-L)	1			2			3			4			5		
16-4	Harris Jr.			Dick			Wilson			McCullar Jr.			Adams Jr.		
1-0	Harris Jr.			Yesufu			Dick			Wilson			Adams Jr.		
WIN/LOSS MARGIN															
	1	2	3	4	5	6	7	8	9	10	11-15	16-29	30+		
Wins	1	2	1	1	1	3	-	1	-	-	1	5	1		
Losses	1	-	-	-	-	1	-	-	-	-	1	1	-		
VIOLATIONS/TECHNICAL FOULS															
	3-Seconds	5-Seconds	10-Seconds	Shot Clock Exp.	Lane Viol.	Technical	Goaltending								
Kansas	-	1	-	2	1	4	3								
Opponent	-	-	1	10	-	8	1								
LEADS AND DEFICITS															
KU's Biggest Halftime Lead							29 (48-19) vs. North Dakota State (11.10.22)								
KU's Biggest Halftime Lead Blown							2 (41-39) vs. Southern Utah (11.18.22)								
KU's Biggest Halftime Deficit							15 (30-45) vs. Oklahoma State (12.31.22)								
KU's Biggest Halftime Deficit Erased							15 (30-45) vs. Oklahoma State (12.31.22)								
KU's Biggest Overall Lead							34 (87-53) vs. Texas Southern (11.28.22)								
							34 (68-34) vs. North Dakota State (11.10.22)								
KU's Biggest Win Total							32 (87-55) vs. Texas Southern (11.28.22)								
KU's Biggest Loss Total							23 (60-83) vs. TCU (1.21.23)								
KU's Biggest Lead Blown							11 (17-6) vs. Duke (11.15.22)								
KU's Biggest Overall Deficit							25 (54-79) vs. TCU (1.21.23)								
KU's Biggest Deficit Overcome							15 (30-45) vs. Oklahoma State (12.31.22)								
JUMP BALLS CONTROLLED (INCLUDES OT)															
Kansas	10			Jalen Wilson			21			Jalen Wilson					
Opponents	13			Gradey Dick			16			Gradey Dick					
				KJ Adams Jr.			12			Kevin McCullar Jr.					
				Kevin McCullar Jr.			12			KJ Adams Jr.					
				Dajuan Harris Jr.			8								
				MJ Rice			2								
HOW KU SCORED FIRST POINTS															
3-Pointer	6			Joseph Yesufu			2			FIRST PLAYER OFF THE BENCH					
Jump Shot	5			Bobby Pettiford Jr.			2			(sometimes multiple players)					
Free Throw	1			Ernest Udeh Jr.			1			Bobby Pettiford Jr.					
Lay-In/Lay-Up	8			Zack Clemence			1			Ernest Udeh Jr.					
Dunk	-									Zuby Ejiofor					
Alley-Oop	-									Joseph Yesufu					
Follow	-									Zach Clemence					
DOUBLE-FIGURE REBOUNDING															
				Jalen Wilson			8								
				Kevin McCullar Jr.			6								
WHO SCORED KU'S FIRST POINTS															
Jalen Wilson	6														
KJ Adams	4			DOUBLE-DOUBLES											
Kevin McCullar Jr.	3			Jalen Wilson			8								
Gradey Dick	4			Kevin McCullar Jr.			6								
Dajuan Harris Jr.	3			Dajuan Harris Jr.			1								
INDIVIDUAL MISCELLANEOUS STATISTICS (*HUSTLE PLAYS)															
NO. - PLAYER	*FLOOR BURNS	DUNKS	CHARGES DRAWN	FT-FTA (LAST 5:00/OT)											
0 - Pettiford Jr.	12	-	2	-											
1 - Yesufu	15	-	1	1-2											
3 - Harris Jr.	43	-	7	3-6											
4 - Dick	46	10	9	3-4											
5 - Cuffe Jr.	1	-	-	0-2											
10 - Wilson	34	-	2	16-20											
11 - Rice	3	4	-	1-4											
12 - Evers	-	-	-	-											
13 - McCarthy	-	-	-	-											
15 - McCullar Jr.	55	7	8	8-11											
20 - Jankovich	1	-	-	-											
21 - Clemence	1	-	-	-											
22 - Wilhite	-	-	-	-											
23 - Udeh Jr.	5	12	-	0-2											
24 - Adams	44	23	2	1-5											
31 - Martin	1	-	-	-											
35 - Ejiofor	6	6	1	2-4											
TOTALS	253	57	34	40-65 (61.5%)											
OPPONENTS	169	31	24	52-70 (74.3%)											



# BOX SCORES

## 1 #5/5 KANSAS 89, OMAHA 64

Nov. 7, 2022 | Lawrence, Kan. | Allen Fieldhouse (16,300)

Omaha - 64			Record: 0-1																				
NO.	Name	Min	FG M-A	3P M-A	FT M-A	Rebounds OR DR TOT	Fouls PF FD	TP	AS	TO	ST	Blocks BS BA	+/-										
10	Marquel Sutton	F 37:40	4-9	0-1	3-3	3 2 5	1 2	11	1	2	0	0	1	-27									
23	Frankie Fidler	F 34:20	5-14	0-3	1-2	0 4 4	2 1	11	1	3	1	0	1	-23									
14	Dylan Brougham	C 16:40	2-2	0-0	1-2	2 0 2	4 1	5	0	0	0	1	0	3									
1	JJ White	G 24:47	2-8	1-3	1-2	0 2 2	1 4	6	6	4	1	0	0	2									
2	Jaeden Marshall	G 24:01	4-9	2-5	3-3	0 4 4	0 2	13	0	1	1	0	0	-10									
0	Luke Jungers	27:23	3-9	2-5	4-5	1 5 6	0 0	2	12	0	1	1	0	-26									
32	Tony Osburn	16:28	2-3	0-1	0-0	0 1 1	1 0	4	1	0	0	0	0	-27									
11	La'Mel Robinson	05:44	0-1	0-1	2-2	1 0 1	0 1	2	1	2	0	0	0	-11									
5	Ja'Sean Glover	11:49	0-1	0-1	0-0	0 1 1	0 0	0	0	0	0	0	0	0									
15	Grant Frickenstein	01:08	0-1	0-1	0-0	0 0 0	0 0	0	0	0	0	0	0	-2									
Team						1 1 2		0															
Totals			22-57	5-21	15-19	8 20 28	9 13	64	10	13	4	1	5	-25									

Shooting By Period			
1 <sup>st</sup>	FG%	11-30	36.7%
3 <sup>PT</sup> 1 <sup>st</sup>	2-10	20.0%	
FT%	9-10	90%	
2 <sup>nd</sup>	FG%	11-27	40.7%
3 <sup>PT</sup> 2 <sup>nd</sup>	3-11	27.3%	
FT%	6-9	66.7%	
GM FG%	22-57	38.6%	
3 <sup>PT</sup> 2 <sup>nd</sup>	5-21	23.8%	
FT%	15-19	78.9%	

Dead Ball Rebounds: 3

Technical Fouls: NONE

Shooting By Period		
1st FG%	11-30	36.7%
3PT%	2-10	20.0%
FT%	9-10	90%
2nd FG%	11-27	40.7%
3PT%	3-11	27.3%
FT%	6-9	66.7%
GM FG%	22-57	38.6%
3PT%	5-21	23.8%
FT%	15-19	78.9%

Dead Ball Rebounds: 3, 0

Kansas - 89		Record: 1-0																
NO.	Name	Min	FG M-A	3P M-A	FT M-A	Rebounds OR DR TOT	Fouls PF FD	TP	AS	TO	ST	Blocks BS BA	+/-	Shooting By Period				
10	Jalen Wilson	F 31:55	7-16	3-7	2-2	1 10 11	1 1	19	7	2	0	0	1	9	1st FG%	18.40	45.0%	
24	KJ Adams, Jr.	F 28:44	2-4	0-1	0-2	8 1 9	1 1	4	4	0	0	0	0	15	3PT%	6.17	35.3%	
3	Dajuan Harris	G 32:32	5-13	1-3	0-0	1 2 3	2 1	11	8	1	1	1	0	16	FT%	4.9	44.4%	
4	Gradey Dick	G 31:38	9-13	4-6	1-2	1 1 2	2 1	23	1	1	2	0	0	26	2nd FG%	18.29	62.1%	
15	Kevin McCullar	G 23:07	3-7	0-1	4-4	1 2 3	3 2	10	2	3	2	1	0	9	3PT%	3.5	60.0%	
23	Ernest Udeh Jr.	14:22	2-3	0-0	1-2	1 4 5	2 1	5	0	1	1	1	0	24	FT%	4.6	66.7%	
0	Bobby Pettiford	16:48	6-7	1-2	0-1	0 0 0	0 1	13	2	0	2	0	0	16	GM FG%	36.69	52.2%	
1	Joseph Yesufu	09:13	1-4	0-2	0-0	0 1 1	0 0	2	0	0	0	0	0	6	3PT%	9.22	40.9%	
21	Zach Clemence	04:31	0-0	0-0	0-0	1 2 3	1 0	0	0	0	0	0	0	1	FT%	8.15	53.3%	
35	Zuby Ejorlor	03:53	0-0	0-0	0-0	0 3 3	1 0	0	0	0	1	0	0	-1	Dead Ball Rebounds: 4.1			
5	Kyle Cuffe, Jr.	02:09	0-1	0-0	0-2	1 0 1	0 1	0	0	0	0	0	0	2				
20	Michael Jankovich	01:08	1-1	0-0	0-0	0 0 0	0 0	2	0	0	0	0	0	2				
Team						1 1 2		0		0								
Totals			36-69	9-22	8-15	16 27 43	13 9	89	24	9	8	5	1	25	Technical Fouls:NONE			

Technical Fouls:NONE

Shooting By Period		
1st FG%	18-40	45.0%
3PT%	6-17	35.3%
FT%	4-9	44.4%
2nd FG%	18-29	62.1%
3PT%	3-5	60.0%
FT%	4-6	66.7%
GM FG%	36-69	52.2%
3PT%	9-22	40.9%
FT%	8-15	53.3%

Dead Ball Rebounds: 4, 1

	OMA	KAN	Points from	OMA	KAN	Period by Period Scoring		
Biggest lead	2 (1 <sup>st</sup> 16:23)	28 (2 <sup>nd</sup> 5:28)	Turnovers	6	18	1st	2nd	TOT
Best Scoring Run	5(1 <sup>st</sup> 16:23)	15(2 <sup>nd</sup> 5:28)	Paint	30	48	OMA	33	31
Lead Changes	2		Second Chance	7	15		64	
Times Tied	2		Fast Breaks	8	22	KAN	46	43
Time with Lead	00:27	37:54	Bench	18	22		89	

5

#3/3 KANSAS 80, NC STATE 74  
Nov. 23, 2022 | Paradise Island, Bahamas | Imperial Ballroom (1,275)

NC State - 74										Record: 4-1									
NO.	Name	Min	FG M-A	3P M-A	FT M-A	Rebounds OR DR TOT	Fouls PF FD	TP	AS	TO	ST	Blocks BS BA	+/-	Shooting By Period					
11	Dusan Mahoric	F 24:40	2-7	0-0	0-0	5 4 9	2 2 4	2	1	2	0	0	6	1 <sup>st</sup> FG%	11:31 35.5%				
0	Terquavion Smith	G 35:47	5-15	2-7	7-8	1 2 3	5 6 19	3	4	1	2	0	1	3PT%	5-13 38.5%				
1	Jarkel Joiner	G 39:14	6-15	0-2	5-6	1 6 7	1 4 17	0	2	2	0	0	-9	FT%	4-4 100%				
5	Jack Clark	G 33:02	2-6	1-4	0-0	0 0 3	3 0 5	0	2	0	0	0	-2	2 <sup>nd</sup> FG%	13:31 41.9%				
14	Casey Morsell	G 36:33	6-10	5-8	4-4	3 5 8	2 2 21	2	0	2	1	0	-4	3PT%	3-9 33.3%				
30	D.J. Burns Jr.	15:20	3-7	0-0	2-4	1 4 5	3 2 8	0	1	1	0	0	-12	FT%	14-18 77.8%				
24	Ernest Ross	06:58	0-1	0-0	0-0	0 0 0	1 0 0	0	0	0	0	0	-4	GM FG%	24-62 38.7%				
10	Breon Pass	08:26	0-1	0-0	0-0	0 1 1	0 1 0	0	1	1	1	0	-6	3PT%	8-22 36.4%				
Team						1 1 2		0	2					FT%	18-22 81.8%				
Totals		24:42	8-22	18-22		12 26 38	18 17	74	8	13	9	3	0	-6	Dead Ball Rebounds: 1, 0				
Technical Fouls:Bench 2 <sup>nd</sup> 13:33Coach 2 <sup>nd</sup> 13:33																			
Kansas - 80																			
Record: 5-0																			
NO.	Name	Min	FG M-A	3P M-A	FT M-A	Rebounds OR DR TOT	Fouls PF FD	TP	AS	TO	ST	Blocks BS BA	+/-	Shooting By Period					
10	Jalen Wilson	F 34:49	5-15	1-5	8-12	2 9 11	1 6 19	2	2	2	0	0	3	1 <sup>st</sup> FG%	14:32 43.8%				
24	KJ Adams, Jr.	F 24:39	4-7	0-0	0-0	2 3 5	5 0 8	0	2	0	0	0	-3	3PT%	9-14 64.3%				
3	Dajuan Harris	G 35:20	4-7	1-1	5-6	0 2 2	1 5 14	6	3	3	0	0	10	FT%	2-4 50.0%				
4	Grady Deck	G 34:50	7-17	6-12	5-5	0 0 3	1 1 25	1	0	0	0	0	2	2 <sup>nd</sup> FG%	10:26 38.5%				
15	Kevin McCullar	G 33:45	2-6	2-3	4-6	1 10 11	3 4 10	3	2	2	2	0	0	3PT%	1-7 14.3%				
0	Bobby Pettiford	17:51	1-3	0-0	0-0	1 1 2	3 3 12	1	2	0	0	0	1	FT%	20-25 80%				
23	Ernest Udeh Jr.	08:59	1-2	0-0	0-0	0 0 0	1 0 0	0	0	1	0	0	0	GM FG%	24-58 41.4%				
1	Joseph Yesufu	05:15	0-1	0-0	0-0	0 0 0	1 0 0	0	0	1	0	0	0	3PT%	10-21 47.6%				
35	Zuby Ejorfor	04:32	0-0	0-0	0-0	1 0 1	1 0 0	0	0	0	0	0	5	FT%	22-29 75.9%				
Team						3 1 4		0	1					Dead Ball Rebounds: 5, 0					
Totals		24:58	10-21	22-29		10 29 39	17 17	80	14	13	7	0	3	-6	Technical Fouls: NONE				

	NCS	KAN	Points from	NCS	KAN	Period by Period Scoring			
Biggest lead	3 (1 <sup>st</sup> 18:13)	9 (2 <sup>nd</sup> 11:14)	Turnovers	16	19		1st	2nd	TOT
Best Scoring Run	8(2 <sup>nd</sup> 18:01)	6(1 <sup>st</sup> 0:03)	Paint	18	28	NCS	31	43	74
Lead Changes	5		Second Chance	15	19		KAN	39	41
Times Tied	10		Fast Breaks	22	16				
Time with Lead	07:35	25:52	Bench	8	4				

9

## #9/9 KANSAS 91, SETON HALL 65

Dec. 1, 2022 | Lawrence, Kan. | Allen Fieldhouse (16,300)

Seton Hall - 65													Record: 4-4												
NO.	Name	Min	FG M-A	3P M-A	FT M-A	Rebounds OR DR TOT	Fouls PF FD	TP	AS	TO	ST	Blocks BS BA	+/-												
4	Tyrese Samuel	F 33:07	6-10	0-1	4-7	0 3 3	2 6	16	1	0	2	0 2	-19												
13	KC Ndefo	F 22:27	1-1	1-1	2-4	1 3 4	4 3	5	1	5	0	1 0	-17												
0	Kadary Richmond	G 36:38	5-9	0-1	7-9	2 3 5	1 5	17	5	7	1	0 1	-27												
2	Al-Amir Dawes	G 26:14	3-11	1-6	0-0	0 1 2	2 0	7	2	1	0	0 0	-22												
21	Femi Odukalé	G 26:08	1-3	0-1	2-6	2 3 5	2 4	4	1	2	0	1 0	-27												
1	Tray Jackson	11:23	2-6	0-2	1-1	0 1 1	2 1	5	0	1	0	0 0	-15												
15	Jamir Harris	21:31	1-3	0-2	1-3	1 0 1	0 2	3	1	0	0	0 0	-4												
22	Tae Davis	18:04	1-3	1-3	0-0	0 1 2	3 0	3	0	0	1	0 0	-6												
20	Jaquan Sanders	02:21	1-2	1-2	2-2	0 0 0	1 1	5	0	0	0	0 0	3												
50	Elijah Muhammad	01:14	0-0	0-0	0-0	0 0 0	0 0	0	0	0	0	0 0	2												
41	David Gabriel	00:53	0-0	0-0	0-0	0 0 0	0 0	0	0	0	0	0 0	2												
Team						1 1 2				0															
Totals			21-48	4-19	19-32	9 16 25	17 22	65	11	16	4	2 3	-26												

Shooting By Period			
1 <sup>st</sup>	FG%	10-22	45.5%
3 <sup>PT</sup>	0-7	0.0%	
FT%	9-16	56.3%	
2 <sup>nd</sup>	FG%	11-26	42.3%
3 <sup>PT</sup>	4-12	33.3%	
FT%	10-16	62.5%	
GM	FG%	21-48	43.8%
3 <sup>PT</sup>	4-19	21.1%	
FT%	19-32	59.4%	

Dead Ball Rebounds: 5 0 0

Technical Fouls:Ndefo 2<sup>nd</sup>11:49

Kansas - 91													Record: 9-1												
NO.	Name	Min	FG M-A	3P M-A	FT M-A	Rebounds OR DR TOT	Fouls PF FD	TP	AS	TO	ST	Blocks BS BA	+/-												
10	Jalen Wilson	F 31:49	5-13	3-6	2-4	2 11 13	1 4	15	1	3	0	1 1	25												
24	KJ Adams, Jr.	F 16:10	4-5	0-0	3-3	0 0 0	4 2	11	3	2	3	1 0	9												
3	Dajuan Harris	G 31:20	5-6	0-0	0-0	1 1 3	1 10	7	1	3	0	0 0	30												
4	Grady Dick	G 28:30	4-9	1-3	6-6	2 2 4	3 2	15	3	2	2	0 1	26												
15	Kevin McCullar	G 35:07	6-10	3-4	2-2	3 7 10	2 3	17	1	1	4	0 0	30												
23	Ernest Udeh Jr.	12:10	4-4	0-0	2-2	1 1 2	2 1	10	1	0	1	0 0	15												
1	Joseph Yesufu	13:53	3-6	0-1	0-0	0 0 0	0 1	6	0	0	0	0 0	4												
35	Zuby Ejiofor	08:03	0-0	0-0	2-2	1 0 1	2 1	2	0	0	1	0 0	4												
11	MJ Rice	13:25	2-4	0-2	1-2	1 0 1	2 1	5	0	1	1	0 0	-3												
21	Zach Clemence	05:58	0-1	0-1	0-0	0 1 1	1 0	0	0	0	0	1 0	-5												
20	Michael Jankovich	02:21	0-0	0-0	0-0	0 0 0	0 0	0	0	0	0	0 0	-3												
22	Dillon Wilhite	01:14	0-0	0-0	0-0	0 0 0	2 0	0	0	0	0	0 0	-2												
Team						1 3 4	0																		
Totals			33-58	7-17	18-21	11 26 37	22 16	91	16	11	15	3 2	26												

Shooting By Period		
1 <sup>st</sup>	FG% 15-31	48.4%
2 <sup>nd</sup>	FG% 4-11	36.4%
3 <sup>rd</sup>	FG% 6-7	85.7%
4 <sup>th</sup>	FG% 18-27	66.7%
GM FG%	FG% 3-6	50.0%
FT%	FT% 12-14	85.7%
GM FT%	FT% 33-58	56.9%
3PT%	3PT% 7-17	41.2%
FT%	FT% 18-21	85.7%

Dead Ball Rebounds: 1,0

Technical Fouls:NONE

		SET	KAN
Biggest lead	1 (1 <sup>st</sup> 17:58)	31 (2 <sup>nd</sup> 1:41)	
Best Scoring Run	9 (2 <sup>nd</sup> 8:05)	8 (1 <sup>st</sup> 3:58)	
Lead Changes	2		
Times Tied	2		
Time with Lead	00:36	37:31	

11

## #8/6 KANSAS 95, #14/16 INDIANA 62

Dec. 17, 2022 | Lawrence, Kan. | Allen Fieldhouse (16,300)

Indiana - 62													Record: 8-3												
NO.	Name	Min	FG M-A	3P M-A	FT M-A	Rebounds OR DR TOT	Fouls PF FD	TP	AS	TO	ST	Blocks BS BA	+/-												
12	Miller Kopp	F 27:10	2-7	2-6	0-0	0 3 3	2 0	6	0	1	0	0 1	-18												
23	Trayce Jackson-Davis	F 28:56	4-8	0-0	5-6	1 5 6	4 4	13	1	3	0	9 1	-15												
25	Race Thompson	F 22:48	3-6	1-1	4-6	1 3 4	1 4	11	2	2	2	0 1	-16												
0	Xavier Johnson	G 08:48	0-2	0-1	0-0	1 0 1	0 3	0	2	2	1	0 0	-7												
1	Jalen Hood-Schifino	G 30:22	2-11	2-5	5-6	1 5 6	1 3	11	4	5	3	0 0	-21												
32	Trey Galloway	25:24	2-2	0-0	0-0	2 1 3	1 0	4	2	4	0	0 0	-15												
22	Jordan Geronimo	14:16	2-3	0-0	0-0	1 0 1	2 0	4	0	1	1	0 1	-3												
53	Tamar Bates	20:43	2-8	1-5	0-0	0 3 3	3 0	5	1	3	1	0 0	-5												
5	Malik Reneau	11:21	2-4	0-0	2-2	0 3 3	0 1	6	1	2	0	0 0	-9												
11	CJ Gunn	05:31	1-2	0-1	0-0	0 0 0	0 0	2	0	0	1	0 0	-3												
10	Kaleb Banks	04:41	0-0	0-0	0-0	0 0 0	0 0	0	0	0	0	0 0	-2												
Team						2 0 2	0 0																		
Totals						20-53 6-19 16-20	9 23 32	10 15	62	13	23	9 9	4 -22												

Shooting By Period			
1 <sup>st</sup>	FG%	10-30	33.3%
2 <sup>nd</sup>	FG%	5-14	35.7%
3 <sup>rd</sup>	FG%	4-4	100%
4 <sup>th</sup>	FG%	10-23	43.5%
FT%	1-5	20.0%	
FT%	12-16	75%	
GM FG%	20-53	37.7%	
FT%	6-19	31.6%	
FT%	16-20	80.0%	

Dead Ball Rebounds: 3, 0

Technical Fouls: NONE

Technical Fouls:NONE

Kansas - 84													Record: 10-1												
NO.	Name		Min	FG M-A	3P M-A	FT M-A	Rebounds OR DR TOT	Fouls PF FD	TP	AS	TO	ST	Blocks BS BA	+/-											
10	Jalen Wilson	F	32:51	4-18	1-6	2-2	2 6 8	2 2	11	1	3	2	0 4	20											
24	KJ Adams, Jr.	F	25:53	4-6	0-0	3-3	1 1 2	3 4	11	2	1	2	1 2	25											
3	Dajuan Harris	G	27:55	5-8	0-1	0-0	2 0 2	2 10	10	3	3	0	1 0	18											
4	Grady Dick	G	32:54	8-12	4-5	0-0	1 5 6	1 2	20	0	1	5	1 0	22											
15	Kevin McCullar	G	31:39	5-11	1-3	0-0	1 10 11	3 1	11	1	2	5	1 1	20											
0	Bobby Pettiford		22:06	4-5	0-0	2-2	1 1 2	2 2	10	4	3	0	0 0	6											
35	Zuby Ejiofor		12:14	4-5	0-0	0-0	1 1 2	1 0	8	0	0	0	1 1	-2											
1	Joseph Yesufu		07:04	0-2	0-0	0-0	0 1 1	0 0	0	1	0	0	0 0	5											
11	MJ Rice		01:53	0-0	0-0	0-0	0 0 0	0 0	0	0	0	0	0 0	-1											
21	Zach Clemence		01:53	0-0	0-0	0-0	0 0 0	0 1	0	0	1	0	0 0	-1											
31	Cam Martin		01:53	1-1	1-1	0-0	0 0 0	1 0	3	0	0	0	0 0	-1											
23	Ernest Udeh Jr.		01:45	0-0	0-0	0-0	0 0 0	0 0	0	0	0	0	0 0	-1											
Team							1 0 1		0																
Totals				35-68	7-16	7-7	10 25 35	15 10	84	19	14	17	4 9	22											

Shooting By Period			
1 <sup>st</sup> FG%	17-28	60.7%	
3PT%	5-9	55.6%	
FT%	5-5	100%	
2 <sup>nd</sup> FG%	18-40	45.0%	
3PT%	2-7	28.6%	
FT%	2-2	100%	
GM FG%	35-68	51.5%	
3PT%	7-16	43.8%	
FT%	7-7	100.0%	
Dead Ball Rebounds: 0.0			

Technical Fouls: NONE

Technical Fouls:NONE

		IND	KAN
Biggest lead	0 (1 <sup>st</sup> 20:00)	24 (2 <sup>nd</sup> 5:00)	
Best Scoring Run	6 (2 <sup>nd</sup> 18:51)	8 (1 <sup>st</sup> 2:32)	
Lead Changes	0		
Times Tied	0		
Time with Lead	00:00	38:46	

10

## #9/9 KANSAS 95, RV/RV MISSOURI 67

Dec. 10, 2022 | Columbia, Mo. | Mizzou Arena (15,061)

#6/6 Kansas - 95													Record: 9-1												
NO.	Name	Min	FG M-A	3P M-A	FT M-A	Rebounds OR DR TOT	Fouls PF FD	TP	AS	TO	ST	Blocks BS BA	+/-												
10	Jalen Wilson	F 33:25	7-16	3-7	7-8	3 7 10	3 4	24	2	1	3	0 0	31												
24	KJ Adams, Jr.	F 32:15	9-11	0-0	1-2	3 3 6	2 2	19	3	3	2	1 0	27												
3	Dajuan Harris	G 32:27	2-2	0-0	2-2	0 2 2	2 3	6	9	2	2	0 0	33												
4	Grady Dick	G 31:34	6-11	3-5	1-2	0 7 7	3 2	16	5	3	1	0 1	25												
15	Kevin McCullar	G 28:17	8-12	2-6	3-3	1 3 4	2 5	21	3	2	5	0 0	20												
0	Bobby Pettiford	11:59	1-2	0-0	0-0	0 2 2	2 1	2	1	0	0	0 0	5												
23	Ernest Udeh Jr.	02:55	0-0	0-0	0-0	0 0 0	1 1	0	1	0	0	0 0	5												
1	Joseph Yesufu	14:56	1-3	1-2	1-2	0 0 0	2 1	4	0	1	0	0 0	-5												
11	MJ Rice	03:46	0-1	0-1	0-0	0 0 0	1 0	0	0	0	0	0 0	-2												
31	Cam Martin	02:16	0-1	0-0	0-0	0 0 0	0 1	0	0	0	0	0 0	-6												
21	Zach Clemence	02:34	0-0	0-0	0-0	0 0 0	0 0	0	0	0	0	0 0	2												
35	Zuby Ejiofor	02:02	0-1	0-0	0-0	0 3 3	1 0	0	0	1	0	0 0	-1												
20	Michael Jankovich	00:47	1-1	1-1	0-0	0 0 0	0 0	3	0	0	0	0 0	3												
22	Dillon Wilhite	00:47	0-0	0-0	0-0	0 0 0	0 0	0	0	0	0	0 0	3												
Team						1 0 1				0															
Totals			35-61	10-22	15-19	8 27 35	19 20	95	24	14	13	1 2	28												

Shooting By Period		
1st	FG%	20.31 64.5%
3PT%	6-10 60.0%	
FT%	4-6 66.7%	
2nd	FG%	15-30 50.0%
3PT%	4-12 33.3%	
FT%	11-13 84.6%	
GM	FG%	35-61 57.4%
3PT%	10-22 45.5%	
FT%	15-19 78.9%	
Dead Ball Rebounds: 0.0		

Technical Fouls:NONE

Missouri - 67										Record: 9-1									
NO.		Min	FG M-A	3P M-A	FT M-A	Rebounds OR DR TOT	Fouls PF FD	TP	AS	TO	ST	Blocks BS BA	+/-						
24	Kobe Brown	F 19:30	1-5	0-1	2-2	2 4 6	3 2	4	0	3	0	0 0	-17						
35	Noah Carter	F 23:17	4-8	1-3	3-4	2 5 7	3 4	12	0	2	0	1 0	-10						
4	DeAndre Gholston	G 23:02	4-11	0-1	3-4	1 1 2	4 5	11	0	4	1	0 0	-30						
5	D'Moi Hodge	G 28:11	4-10	4-9	3-6	1 6 7	3 3	15	1	1	2	0 0	-30						
10	Nick Honor	G 31:48	6-8	1-2	2-2	0 0 0	2 1	15	5	3	1	0 0	-21						
2	Tre Gornillion	15:56	2-5	0-1	2-5	2 1 3	1 4	6	1	6	0	0 0	-14						
55	Sean East II	26:07	1-5	0-2	0-0	0 1 1	3 0	2	1	2	0	0 0	-9						
23	Aidan Shaw	22:24	1-3	0-1	0-0	0 0 0	1 0	2	0	0	1	1 1	1						
13	Ronnie DeGray III	08:58	0-2	0-0	0-0	2 1 3	0 0	0	0	0	0	0 0	-7						
31	Ben Sternberg	00:47	0-0	0-0	0-0	0 0 0	0 0	0	0	0	0	0 0	-3						
Team						2 2 4	0	0											
Totals						23-57	6-20	15-23	12 21 33	20 19	67	8	21 5 2 1	-28					

Shooting By Period			
1 <sup>st</sup>	FG%	12.36	33.3%
2 <sup>nd</sup>	FG%	9.13	23.1%
3 <sup>rd</sup>	FG%	6.9	66.7%
4 <sup>th</sup>	FG%	11.21	52.4%
5 <sup>th</sup>	FG%	3.7	42.9%
GM FG%	FG%	9.14	64.3%
GM FG%	23.57	40.4%	
3PT%	6.20	30.4%	
FT%	15.23	65.2%	
Dead Ball Rebounds: 31			

Technical Fouls: 0



13

#4/4 KANSAS 69, OKLAHOMA STATE 67  
Dec. 31, 2022 | Lawrence, Kan. | Allen Fieldhouse (16,300)

Oklahoma St. - 67													Record: 9-5 (0-1)
NO.	Name	Min	FG M-A	3P M-A	FT M-A	Rebounds OR DR TOT	Fouls PF FD	TP	AS	TO	ST	Blocks BS BA	+/-
22	Kalib Boone	F 22:11	1-4	0-0	0-0	2 5 7	1 0	2	2	1	0	1	-6
33	Moussa Cisse	C 24:52	2-5	0-0	0-1	3 3 6	1 3	4	2	0	1	2	0
0	Avery Anderson, III	G 31:47	1-5	0-3	0-0	0 4 4	0 2	2	3	2	0	0	3
1	Bryce Thompson	G 29:14	7-13	7-10	2-2	0 1 1	4 2	23	1	3	0	0	1
51	John-Michael Wright	G 33:27	6-15	4-9	3-4	0 4 4	1 4	19	3	4	1	0	-2
23	Tyreek Smith	16:09	2-2	0-0	0-1	1 1 2	1 2	4	1	0	0	1	-1
2	Chris Harris Jr.	15:29	1-3	1-2	0-0	0 0 0	2 0	3	0	0	1	0	-8
4	Woody Newton	10:16	2-5	0-3	1-1	1 2 3	2 2	5	0	0	0	0	-3
5	Caleb Asberry	16:35	1-2	1-2	2-2	0 2 2	3 2	5	2	0	0	1	0
Team						3 0 3	0	2					
Totals			23-54	13-29	8-11	10 22 32	15 17	67	13	13	5	5	-2
Technical Fouls:NONE													

Kansas - 69													Record: 10-1 (1-0)
NO.	Name	Min	FG M-A	3P M-A	FT M-A	Rebounds OR DR TOT	Fouls PF FD	TP	AS	TO	ST	Blocks BS BA	+/-
10	Jalen Wilson	F 35:41	7-17	3-8	3-5	1 3 4	1 5	20	2	1	0	1	1
24	KJ Adams, Jr.	F 23:22	6-6	0-0	2-3	3 1 4	4 3	14	1	4	1	0	-2
3	Dajuan Harris	G 33:23	2-6	2-2	0-0	0 3 3	0 1	6	9	1	1	0	1
4	Gradey Dick	G 32:47	3-9	2-4	0-0	3 6 9	4 2	8	4	1	1	0	-2
15	Kevin McCullar	G 33:02	2-6	2-4	1-2	0 5 5	4 2	7	1	5	2	1	0
0	Bobby Pettiford	09:09	1-1	0-0	0-0	1 1 2	0 0	2	0	0	0	0	2
35	Zuby Ejiofor	09:30	2-4	0-0	0-0	1 2 3	1 1	4	0	0	0	0	1
1	Joseph Yesufu	13:33	2-6	2-5	0-0	0 2 2	1 1	6	0	0	0	0	1
21	Zach Clemence	04:41	0-0	0-0	0-0	0 0 0	0 0	0	0	0	0	0	1
11	MJ Rice	02:24	0-0	0-0	0-0	0 0 0	1 0	0	0	0	1	0	-5
31	Cam Martin	02:27	1-1	0-0	0-0	1 0 1	1 0	2	0	0	0	0	-5
23	Ernest Udeh Jr.	00:01	0-0	0-0	0-0	0 0 0	0 0	0	0	0	1	0	0
Team						1 1 2	0	0					
Totals			26-56	11-23	6-10	11 24 35	17 15	69	17	12	7	2	5
Technical Fouls:NONE													

Shooting By Period		
1st FG%	12-24	50.0%
3PT%	4-6	66.7%
FT%	2-4	50%
2nd FG%	14-32	43.8%
3PT%	7-17	41.2%
FT%	4-6	66.7%
GM FG%	26-56	46.4%
3PT%	11-23	47.8%
FT%	6-10	60.0%
Dead Ball Rebounds:1.0		

	OSU	KAN
Biggest lead	15 (1 <sup>st</sup> 0:38)	3 (2 <sup>nd</sup> 8:17)
Best Scoring Run	8 (1 <sup>st</sup> 9:15)	11 (2 <sup>nd</sup> 13:31)
Lead Changes	6	
Times Tied	5	
Time with Lead	27:10	07:57

Points from	OSU	KAN
Turnovers	22	7
Paint	18	24
Second Chance	15	19
Fast Breaks	6	1
Bench	17	14

Period by Period Scoring			
	1st	2nd	TOT
OSU	45	22	67
KAN	30	39	69

14

#3/3 KANSAS 75, -/RV TEXAS TECH 72  
Jan. 3, 2023 | Lubbock, Texas | United Supermarkets Arena (14,385)

Kansas - 75													Record: 13-1 (2-0)
NO.	Name	Min	FG M-A	3P M-A	FT M-A	Rebounds OR DR TOT	Fouls PF FD	TP	AS	TO	ST	Blocks BS BA	+/-
10	Jalen Wilson	F 38:31	6-16	3-9	1-2	1 5 6	3 1	16	3	1	1	0	1
24	KJ Adams, Jr.	F 30:39	7-13	0-0	0-0	4 1 5	2 0	14	2	2	1	1	3
3	Dajuan Harris	G 35:58	6-7	5-5	1-2	0 1 1	1 1	18	3	3	2	0	0
4	Gradey Dick	G 31:13	5-11	1-5	0-0	3 5 8	1 2	11	3	3	3	0	-2
15	Kevin McCullar	G 27:20	3-9	1-3	0-0	1 1 2	3 1	7	3	1	1	0	-5
0	Bobby Pettiford	24:34	3-6	1-2	0-0	0 4 4	1 1	7	6	2	0	0	1
35	Zuby Ejiofor	05:29	0-0	0-0	0-0	0 1 1	0 0	0	1	0	0	0	9
11	MJ Rice	02:24	0-0	0-0	0-0	0 0 0	0 0	0	1	0	0	0	1
31	Cam Martin	03:52	1-1	0-0	0-0	1 0 1	0 0	2	0	0	0	0	-2
Team						1 3 4	0	0					
Totals			31-63	11-24	2-4	11 21 32	11 6	75	22	12	8	3	5
Technical Fouls:NONE													

Texas Tech - 72													Record: 10-4 (0-2)
NO.	Name	Min	FG M-A	3P M-A	FT M-A	Rebounds OR DR TOT	Fouls PF FD	TP	AS	TO	ST	Blocks BS BA	+/-
0	Kevin Obanor	F 36:56	8-14	4-8	6-7	2 5 7	3 7	26	2	4	1	2	0
12	Daniel Batcho	F 26:27	3-6	0-0	0-1	3 3 6	1 1	6	1	1	0	3	0
2	Pop Isaacs	G 33:51	6-14	4-9	2-2	0 1 1	1 1	18	2	2	2	0	-1
20	Jaylon Tyson	G 36:03	4-8	2-2	0-0	1 8 9	1 0	10	3	3	3	0	1
23	De'Vion Harmon	G 25:10	1-5	0-1	2-2	0 0 0	0 2	4	0	3	0	0	-1
5	KJ Allen	12:37	1-1	0-0	0-0	1 0 1	0 0	2	0	1	0	0	-3
1	Lamar Washington	20:59	2-5	0-0	0-0	3 3 3	0 0	4	2	0	0	0	0
22	Elijah Fisher	02:40	0-0	0-0	0-0	0 0 0	0 0	0	0	0	0	0	-5
4	Robert Jennings	03:53	1-1	0-0	0-0	0 1 1	0 0	2	0	0	0	0	-4
24	Kerwin Walton	01:24	0-1	0-1	0-0	0 0 0	0 0	0	0	0	0	0	-1
Team						0 0 0	0	0	1				
Totals			26-55	10-21	10-12	7 21 28	6 11	72	10	15	6	5	3
Technical Fouls:NONE													

Points from	KAN	TTU
Turnovers	22	17
Paint	30	30
Second Chance	9	7
Fast Breaks	8	5
Bench	9	8

Period by Period Scoring			
	1st	2nd	TOT
KAN	43	32	75
TTU	36	36	72

	KAN	TTU
Biggest lead	12 (2 <sup>nd</sup> 16:34)	8 (1 <sup>st</sup> 16:47)
Best Scoring Run	9 (1 <sup>st</sup> 2:09)	11 (1 <sup>st</sup> 16:47)
Lead Changes	9	
Times Tied	3	
Time with Lead	28:23	09:36

15

#3/3 KANSAS 76, RV/RV WEST VIRGINIA 62  
Jan. 7, 2023 | Morgantown, W.Va. | WVU Coliseum (14,135)

Kansas - 76													Record: 14-1 (3-0)
NO.	Name	Min	FG M-A	3P M-A	FT M-A	Rebounds OR DR TOT	Fouls PF FD	TP	AS	TO	ST	Blocks BS BA	+/-
10	Jalen Wilson	F 33:43	4-12	2-6	4-4	3 11 14	2 4	14	2	4	0	0	8
24	KJ Adams, Jr.	F 29:31	4-9	0-0	6-8	3 0 3	5 4	14	0	1	0	2	0
3	Dajuan Harris	G 31:13	4-10	3-6	0-0	0 3 3	3 0	11	4	0	1	0	1
4	Gradey Dick	G 25:48	4-7	4-6	4-4	2 3 5	4 2	16	2	0	1	0	16
15	Kevin McCullar	G 38:05	4-12	2-4	2-2	1 7 8	2 1	12	2	2	3	0	2
0	Bobby Pettiford	18:29	2-3	0-0	1-1	1 2 3	3 2	5	2	2	0	0	2
35	Zuby Ejiofor	04:03	0-0	0-0	0-0	0 2 2	1 0	0	0	1	0	1	-1
1	Joseph Yesufu	15:57	1-3	0-2	0-0	0 2 2	2 1	2	0	2	1	0	-3
21	Zach Clemence	03:11	1-1	0-0	0-0	0 0 0	2 0	2	0	0	0	0	4
Team						1 2 3	0	1					
Totals			24-57	11-24	17-19	11 32 43	24 14	76	12	13	6	3	14
Technical Fouls:NONE													

West Virginia - 62													Record: 10-5 (0-3)
NO.	Name	Min	FG M-A	3P M-A	FT M-A	Rebounds OR DR TOT	Fouls PF FD	TP	AS	TO	ST	Blocks BS BA	+/-
1	Emmitt Matthews Jr.	F 30:56	3-6	1-4	4-5	1 3 4	1 3	11	0	1	1	0	-13
3	Tre Mitchell	F 33:07	5-12	2-6	3-4	2 3 5	3 6	15	1	3	1	0	-15
15	Jimmy Bell Jr.	F 14:51	2-3	0-0	2-2	3 2 5	2 2	6	1	1	0	0	-12
5	Joe Toussaint	G 35:34	2-10	1-3	3-5	1 3 4	1 3	8	5	2	0	0	-10
10	Erik Stevenson	G 28:43	4-19	0-5	4-5	1 2 3	3 4	12	3	3	1	0	-18
11	Mohamed Wague	05:51	0-1	0-0	0-0	0 0 0	0 0	0	0	1	0	0	-4
2	Kobe Johnson	10:19	1-1	0-0	0-2	0 1 1	1 1	2	0	0	0	1	0
14	Seith Wilson	19:26	2-3	0-1	0-0	0 1 1	0 0	4	0	0	0	0	4
32	James Okonkwo	18:38	1-1	0-0	2-5	1 5 6	2 5	4	0	0	0	2	3
22	Josiah Harris	01:55	0-1	0-1	0-0	0 0 0	1 0	0	0	0	0	0	-7
24	Pat Suernick	00:40	0-0	0-0	0-0	0 0 0	0 0	0	0	0	0	0	-1
Team						3 3 6	0	0					
Totals			20-57	4-20	18-28	12 23 35	14 24	62	10	11	3	3	-14
Technical Fouls:Matthews Jr. 1 <sup>st</sup> 03:04													

Points from	KAN	WVU
Turnovers	12	12
Paint	20	26
Second Chance	13	13
Fast Breaks	5	0
Bench	9	10

Period by Period Scoring			
	1st	2nd	TOT
KAN	42	34	76
WVU	35	27	62

16

#2/2 KANSAS 79, OKLAHOMA 75  
Jan. 10, 2023 | Lawrence, Kan. | Allen Fieldhouse (16,300)

# 17 #2/2 KANSAS 62, #14/14 IOWA STATE 60

Jan. 14, 2022 | Lawrence, Kan. | Allen Fieldhouse (16,300)

Iowa St. - 60														
Record: 13-3 (4-1)														
NO.	Name	Min	FG	3P	FT	Rebounds	Fouls	TP	AS	TO	ST	Blocks	BS	BA
21	Osun Osunniyi	C 18:32	7-10	0-1	0-0	0 6 6	5 0	14	1	0	0	3	0	5
2	Caleb Grill	G 34:09	1-8	1-6	0-0	0 4 4	2 0	3	0	2	2	0	0	0
3	Tamin Lipsey	G 31:26	2-5	0-1	0-0	0 2 2	0 2	4	6	4	1	0	0	0
13	Jaren Holmes	G 30:29	3-9	1-2	0-0	2 3 5	2 0	7	3	4	2	0	1	-9
22	Gabe Kalscheur	G 37:31	7-16	4-8	5-6	4 2 6	3 5	23	0	1	1	0	4	3
0	Tre King	G 07:45	0-0	0-0	0-0	0 0 0	3 0	0	0	1	0	0	0	-2
12	Robert Jones	19:04	1-8	0-0	1-2	4 5 9	0 3	3	0	1	1	0	0	-4
4	Demarion Watson	18:40	2-4	2-2	0-2	1 1 2	0 2	6	2	0	0	2	1	3
24	Hason Ward	02:24	0-0	0-0	0-0	0 0 0	1 0	0	0	0	0	0	0	-3
Team			2 1 3			0			0			0		
Totals			23-60			8-20			6-10			13 24 37		

Kansas - 62														
Record: 16-1 (5-0)														
NO.	Name	Min	FG	3P	FT	Rebounds	Fouls	TP	AS	TO	ST	Blocks	BS	BA
10	Jalen Wilson	F 36:42	5-14	1-6	5-7	0 11 11	2 6	16	2	4	1	2	1	-2
24	KJ Adams, Jr.	F 31:06	6-9	0-0	3-5	3 3 6	3 3	15	2	2	1	1	1	3
3	Dajuan Harris	G 39:11	0-2	0-0	0-0	0 3 3	0 0	0	6	2	1	2	1	3
4	Gradey Dick	G 31:07	7-13	5-9	2-4	1 4 5	3 2	21	2	1	2	0	2	11
15	Kevin McCullar	G 26:37	3-8	0-5	2-2	1 4 5	3 2	8	1	1	3	0	0	7
0	Bobby Pettiford	19:18	0-0	0-0	0-0	0 0 0	0 1	0	1	1	1	0	0	-5
35	Zuby Ejorfor	07:03	0-0	0-0	0-0	0 0 0	2 0	0	0	1	0	1	0	-1
1	Joseph Yesufu	07:05	0-1	0-1	0-0	0 0 0	0 0	0	1	0	0	0	0	-6
21	Zach Clemence	01:51	1-1	0-0	0-2	0 0 0	0 1	2	0	0	0	0	0	-6
Team			1 1 2			0			0			0		
Totals			22-48			6-21			12-20			6 26 32		

	ISU	KAN	Points from		ISU	KAN	Period by Period Scoring			
Biggest lead	5 (1 <sup>st</sup> 17:27)	7 (1 <sup>st</sup> 14:28)	Turnovers	15	15	ISU	1st	2nd	TOT	
Best Scoring Run	8(1 <sup>st</sup> 0:11)	12(1 <sup>st</sup> 14:28)	Paint	30	24		28	32	60	
Lead Changes	15		Second Chance	6	3	KAN	29	33	62	
Times Tied	8		Fast Breaks	7	8					
Time with Lead	07:47	25:27	Bench	9	2					

Technical Fouls:NONE																																		
Shooting By Period																																		
1st	FG%	11-22	50.0%	3PT%	2-11	18.2%	FT%	5-10	50%	2nd	FG%	11-26	42.3%	3PT%	4-10	40.0%	FT%	7-10	70%	GM	FG%	22-48	45.8%	3PT%	6-21	28.6%	FT%	12-20	60.0%					
Dead Ball Rebounds: 4, 0																																		

# 19 #14/14 TCU 83, #2/2 KANSAS 60

Jan. 21, 2022 | Lawrence, Kan. | Allen Fieldhouse (16,300)

TCU - 83														
Record: 15-4 (3-3)														
NO.	Name	Min	FG	3P	FT	Rebounds	Fouls	TP	AS	TO	ST	Blocks	BS	BA
2	Emanuel Miller	F 28:48	2-5	0-0	1-2	1 7 8	2 2	5	0	1	2	2	0	7
5	Chuck O'Bannon	F 17:52	2-5	1-3	0-0	2 1 3	3 0	5	1	1	1	0	0	6
4	Eddie Lampkin	C 15:41	2-4	0-0	4-4	2 2 4	1 4	8	0	2	0	0	0	4
1	Mike Miles	G 31:45	5-11	2-3	3-3	1 3 4	2 2	15	4	3	1	0	1	18
10	Damon Baugh	G 34:19	4-10	1-3	2-2	0 3 3	2 1	11	4	6	1	0	0	13
12	Xavier Cork	22:06	4-6	0-0	1-3	0 2 2	3 3	9	3	0	0	0	1	21
11	Rondel Walker	15:29	2-4	0-1	0-0	1 2 3	0 1	4	2	0	0	2	1	9
21	JaKobe Coles	13:25	3-4	1-1	2-2	1 2 3	1 2	9	2	0	0	0	0	14
13	Shahada Wells	20:35	7-8	3-4	0-0	0 5 5	1 0	17	2	1	4	0	0	23
Team			1 0 1			0			1			0		
Totals			31-57			8-15			13-16			9 27 36		

Kansas - 60														
Record: 16-3 (5-2)														
NO.	Name	Min	FG	3P	FT	Rebounds	Fouls	TP	AS	TO	ST	Blocks	BS	BA
10	Jalen Wilson	F 35:07	11-21	4-9	4-5	2 5 7	3 4	30	2	3	0	0	1	-22
24	KJ Adams, Jr.	F 23:24	1-6	0-0	2-2	3 2 5	4 2	4	2	3	0	1	1	-14
3	Dajuan Harris	G 38:28	0-4	0-1	0-0	0 2 2	1 0	8	3	2	0	0	0	-21
4	Gradey Dick	G 32:52	3-13	2-8	0-0	1 3 4	2 2	8	2	2	1	1	1	-10
15	Kevin McCullar	G 28:34	5-6	0-0	0-2	2 2 4	2 4	10	1	2	1	0	1	-15
0	Bobby Pettiford	12:58	1-4	0-0	0-0	0 1 1	0 0	2	0	2	1	0	0	-6
11	MJ Rice	01:50	0-0	0-0	0-0	0 0 0	0 0	0	0	0	0	0	0	-9
23	Ernest Udeh Jr.	06:53	0-0	0-0	0-0	0 2 2	3 1	1	0	0	2	1	0	-13
1	Joseph Yesufu	06:35	0-1	0-1	0-0	0 0 0	0 0	0	0	1	1	0	0	-4
21	Zach Clemence	07:27	1-3	0-1	0-0	1 2 3	0 0	2	0	0	0	0	0	1
2	Michael Jankovich	02:56	1-1	1-1	0-0	0 0 0	0 0	3	0	0	0	0	0	-1
35	Zuby Ejorfor	02:56	0-0	0-0	0-0	0 0 0	0 0	0	0	1	0	0	0	-1
Team			1 1 2			0			0			0		
Totals			23-59			7-21			7-11			10 20 30		

Team											1	1	2				0				0									
Totals											23-59	7-21	7-11	10	20	30	16	14	60	15	17	8	3	4	-23					
Technical Fouls:Coach 1 <sup>st</sup> 9:00																														
												TCU		KAN																
Largest lead												25	(2 <sup>nd</sup> 3:40)	2	(1 <sup>st</sup> 19:39)	Points from		TCU	20	11	Period by Period Scoring									
Fast Shooting Run												19	(1 <sup>st</sup> 10:06)	11	(1 <sup>st</sup> 6:58)	Turnovers		KAN		1st 2nd TOT										
Lead Changes												3		Paint		42		26		TCU 48 35 83										
Times Tied												0		Second Chance		9		6		KAN 38 22 60										
Time with Lead												39:02	00:37	Fast Breaks		19		4												
														Bench		39		8												

Technical Fouls:Coach 1 <sup>st</sup> 9:00																																		
Shooting By Period																																		
1st	FG%	14-31	45.2%	3PT%	5-11	45.5%	FT%	5-6	83.3%	2nd	FG%	9-28	32.1%	3PT%	2-10	20.0%	FT%	2-5	40%	GM	FG%	23-59	39.0%	3PT%	7-21	33.3%	FT%	7-11	63.6%					
Dead Ball Rebounds: 3, 0																																		

# 18 #13/15 KANSAS STATE 83, #2/2 KANSAS 82 (OT)

Jan. 17, 2022 | Manhattan, Kan. | Bramlage Coliseum (11,000)

Kansas - 82										Record: 16-2 (5-1)									
NO. Name		Min	FG M-A	3P M-A	FT M-A	Rebounds D F R	Fouls P F	TP	AS	TO	ST	Blocks BS BA	4+/	Shooting By Period					
10	Jalen Wilson	F 45:00	12-25	3-10	11-12	4	5	9	28	38	1	3	0	2	3	-1	1 <sup>st</sup> FG% 15-30 50.0%		
24	KJ Adams, Jr.	F 33:31	6-6	0-0	5-10	2	5	2	5	17	4	2	0	0	0	5	3 <sup>rd</sup> FG% 3-12 25.0%		
3	Dajuan Harris	F 42:35	1-7	1-6	0-0	1	1	2	2	1	3	11	4	2	0	0	FT% 6-8 75%		
4	Grady Dick	F 41:41	1-3	1-8	7-8	0	7	7	5	16	1	4	2	0	0	0	2 <sup>nd</sup> FG% 8-24 33.3%		
15	Kevin McCullar	G 22:57	0-2	0-2	0-2	1	6	7	5	2	0	3	2	1	0	0	-10	3 <sup>PT</sup> 2-3 15.4%	
0	Bobby Pettiford	G 06:07	0-0	0-0	0-0	0	0	0	2	0	0	0	1	0	0	0	FT% 15-23 65.2%		
35	Zuby Ejoror	G 05:05	0-0	0-0	1-2	0	0	0	0	0	1	0	0	0	0	-3	OTFG% 3-6 50.0%		
1	Joseph Yesufu	G 21:40	2-5	1-3	0-0	0	3	3	3	5	1	0	1	0	0	0	3 <sup>PT</sup> 1-4 25.0%		
21	Zach Clemence	G 06:24	1-2	0-0	0-0	0	2	2	1	0	2	0	1	0	0	0	FT% 3-3 100%		
Team						4	2	6	0	0	0						GM FG% 26-60 43.3%		
Totals			26-60	6-29	24-34	12	26	38	25	24	82	21	15	9	4	3	-1	3 <sup>PT</sup> 6-29 20.7%	
																	FT% 24-34 70.6%		

21

#9/9 KANSAS 77, #RV/RV KENTUCKY 68  
Jan. 28, 2022 | Lexington, Ky. | Rupp Arena (20,418)

Kansas - 77

Record: 17-4

NO.	Name	Min	FG M-A	3P M-A	FT M-A	Rebounds			Fouls		TP	AS	TO	ST	Blocks			Shooting By Period			
						OR	DR	TOT	PF	FD					BS	BA		1 <sup>st</sup>	FG%		
10	Jalen Wilson	F 38:43	9-18	2-3	2-2	1	7	8	1	4	22	2	1	2	0	1	5		3 <sup>PT</sup>	17-35	48.6%
24	KJ Adams, Jr.	F 24:36	8-10	0-0	1-1	1	1	2	4	2	17	3	1	2	0	0	6		3 <sup>PT</sup>	2-7	28.6%
3	Dajuan Harris	G 37:24	3-8	2-4	0-0	0	1	1	1	2	0	8	8	2	0	0	0		FT%	5-5	100%
4	Gradey Dick	G 33:10	4-11	1-5	4-4	0	5	5	2	4	13	2	3	2	0	1	10		2 <sup>nd</sup> FG%	14-28	50.0%
15	Kevin McCullar	G 33:56	4-10	1-2	2-3	3	9	12	3	4	11	2	2	2	1	1	10		3 <sup>PT</sup>	4-9	44.4%
1	Joseph Yesufu	02:52	0-1	0-1	0-0	0	0	0	0	0	0	0	0	0	0	0	-2		FT%	4-5	80.0%
35	Zuby Ejor	03:38	1-1	0-0	0-0	1	0	1	2	0	2	0	0	0	0	0	-3		GM FG%	31-63	49.2%
0	Bobby Pettiford	08:56	0-0	0-0	0-0	0	0	0	0	1	0	0	1	1	0	0	1		3 <sup>PT</sup>	6-16	37.5%
23	Ernest Udeh Jr.	11:46	2-2	0-0	0-0	0	2	2	2	0	4	0	0	0	1	0	6		FT%	9-10	90.0%
11	MJ Rice	04:59	0-2	0-1	0-0	0	0	0	1	0	0	0	0	0	1	0	4		Dead Ball Rebounds: 0, 0		
Team						2			1	3	0		0								
Totals			31-63	6-16	9-10	8	26	34	18	14	77	18	10	9	2	3	9				

Technical Fouls::NONE

Kentucky - 68

Record: 14-7

NO.	Name	Min	FG M-A	3P M-A	FT M-A	Rebounds			Fouls		TP	AS	TO	ST	Blocks		+/-	Shooting By Period			
						OR	DR	TOT	PF	FD					BS	BA		1 <sup>st</sup>	FG%		
0	Jacob Toppin	F 31:45	6-11	0-1	2-4	0	4	4	4	2	14	2	1	0	0	0	-7		3 <sup>PT</sup>	0-6	0.0%
24	Chris Livingston	F 17:20	4-5	0-1	0-0	0	2	2	1	0	8	0	1	0	1	0	-7		FT%	4-11	36.4%
34	Oscar Tshiebwe	F 34:05	6-9	0-0	6-8	2	7	9	3	6	18	4	3	1	1	0	-6		2 <sup>nd</sup> FG%	10-24	41.7%
1	CJ Fredrick	G 29:09	1-8	0-5	0-0	0	0	0	0	0	1	2	2	2	1	0	-1		3 <sup>PT</sup>	2-7	28.6%
22	Cason Wallace	G 37:15	4-7	2-3	4-5	0	6	6	3	5	14	5	2	5	1	0	-8		FT%	12-12	100%
12	Antonio Reeves	30:02	3-9	0-3	4-4	0	2	2	2	2	10	3	1	0	0	1	-6		GM FG%	25-51	49.0%
2	Sahvir Wheeler	14:29	1-2	0-0	0-0	0	1	1	1	1	2	0	0	0	0	0	-7		3 <sup>PT</sup>	2-13	15.4%
55	Lance Ware	05:55	0-0	0-0	0-2	0	2	2	0	1	0	0	0	0	0	0	-3		FT%	16-23	69.6%
Team						2			1	3	0		1					Dead Ball Rebounds: 0, 0			
Totals			25-51	2-13	16-23	4	25	29	14	18	68	16	11	7	3	2	-9				

Technical Fouls::NONE

KAN

UKY

Biggest lead	9 (1 <sup>st</sup> 2:31)	5 (1 <sup>st</sup> 16:03)
Best Scoring Run	6 (1 <sup>st</sup> 3:42)	5 (1 <sup>st</sup> 16:03)
Lead Changes	5	
Times Tied	3	
Time with Lead	30:11	08:24

Points from Turnovers	KAN	UKY
	10	9
Paint	40	38
Second Chance	11	0
Fast Breaks	4	10
Bench	6	12

Period by Period Scoring			
	1st	2nd	TOT
KAN	41	36	77
UKY	34	34	68



# CAREER RECORDS

## SCORING

1.	Danny Manning	2,951	1985-88
2.	Nick Collison	2,097	2000-03
3.	Raef LaFrentz	2,066	1995-98
4.	Clyde Lovellette	1,979	1950-52
5.	Sherron Collins	1,888	2007-10
6.	Frank Mason III	1,885	2014-17
7.	Darnell Valentine	1,821	1978-81
8.	Keith Langford	1,812	2002-05
9.	Perry Ellis	1,798	2013-16
10.	Paul Pierce	1,768	1996-98
11.	Dave Robisch	1,754	1969-71
12.	Kirk Hinrich	1,753	2000-03
13.	Devonte' Graham	1,750	2015-18
14.	Kevin Pritchard	1,692	1987-90
15.	Ochai Agbaji	1,652	2019-22
16.	Mark Randall	1,627	1987, 89-91
17.	Wayne Simien	1,593	2002-05
18.	Tyshawn Taylor	1,580	2009-12
19.	Jeff Boschee	1,560	1999-2002
20.	Kenny Gregory	1,555	1998-2001
21.	Calvin Thompson	1,548	1983-86
22.	Drew Gooden	1,526	2000-02
23.	Ron Kelllogg	1,508	1983-86
24.	Bud Stallworth	1,495	1970-72
25.	Tony Guy	1,488	1979-82
26.	Brandon Rush	1,477	2006-08
27.	Wilt Chamberlain	1,433	1957-58
28.	Richard Scott	1,375	1991-94
29.	Adonis Jordan	1,373	1990-93
30.	Marcus Morris	1,371	2009-11
31.	Mario Chalmers	1,341	2006-08
32.	Walter Wesley	1,315	1964-66
33.	Jo Jo White	1,286	1966-69
34.	Eric Chenowith	1,281	1998-2001
35.	Jerod Haase	1,264	1995-97
36.	Steve Woodberry	1,240	1991-94
37.	Scot Pollard	1,209	1994-97
38.	Greg Dreiling	1,209	1984-86
39.	Jacque Vaughn	1,207	1994-97
40.	Wayne Selden Jr.	1,202	2014-16
41.	<b>Jalen Wilson</b>	<b>1,201</b>	<b>2020-present</b>
42.	Aaron Miles	1,183	2002-05
43.	Svi Mykhailiuk	1,181	2015-18
44.	Milt Newton	1,166	1985, 87-89
45.	Rick Suttle	1,156	1973-75
46.	Billy Thomas	1,152	1995-98
47.	David McCormack	1,145	2019-22
48.	Wayne Hightower	1,128	1960-61
49.	Lagerald Vick	1,100	2016-19
50.	Charlie Black	1,082	1942-43, 46-47
51.	Udoka Azubuike	1,069	2017-20
52.	Rex Walters	1,064	1992-93
53.	Otto Schnellbacher	1,062	1943, 46-48
54.	Kelly Knight	1,057	1980, 82-84
55.	Ryan Robertson	1,055	1996-99
56.	Nolen Ellison	1,045	1961-63
57.	Carl Henry	1,044	1983-84
58.	Cole Aldrich	1,038	2008-10
59.	Jerry Gardner	1,030	1960-62
60.	Bill Bridges	1,028	1959-61
61.	Thomas Robinson	1,026	2010-12
62.	Cedric Hunter	1,022	1984-87
63.	David Magley	1,022	1979-82
64.	Christian Braun	1,018	2020-22
65.	Rodger Bohnenstiehl	1,006	1966-67-68
66.	Norman Cook	1,004	1974-75-76

## FIELD GOAL PCT.

(Min. 500 attempts)

1.	Udoka Azubuike	469-629	74.6	2017-20
2.	Mark Randall	643-1037	62.0	1987, 89-91
3.	Richard Scott	566-950	59.6	1991-94
4.	Danny Manning	1216-2049	59.3	1985-88
5.	Darnell Jackson	311-586	58.0	2005-08
6.	Alonzo Jamison	296-510	58.0	1990-92
7.	Cole Aldrich	391-681	57.4	2008-10
8.	Greg Dreiling	474-828	57.2	1984-86
9.	Jeff Withey	327-576	56.8	2010-13
10.	Sasha Kaun	331-583	56.8	2005-08

## REBOUNDS

1.	Danny Manning	1,187	1985-88
2.	Raef LaFrentz	1,186	1995-98
3.	Nick Collison	1,143	2000-03
4.	Bill Bridges	1,081	1959-61
5.	Eric Chenowith	933	1998-2001
6.	Drew Gooden	905	2000-02
7.	Wayne Simien	884	2002-05
8.	Wilt Chamberlain	877	1957-58
9.	Cole Aldrich	860	2008-10
10.	Scot Pollard	850	1994-97
11.	Clyde Lovellette	839	1950-52
12.	Perry Ellis	834	2013-16
13.	Dave Robisch	815	1969-71
14.	Greg Ostertag	770	1992-95
15.	Thomas Robinson	763	2010-12
16.	Mark Randall	723	1987, 89-91
17.	Landen Lucas	702	2014-17
18.	<b>Jalen Wilson</b>	<b>685</b>	<b>2020-present</b>
19.	Udoka Azubuike	685	2017-20
20.	David McCormack	681	2019-22
21.	Paul Mokeski	680	1977-79
22.	Marcus Morris	676	2009-11
23.	Paul Pierce	676	1996-98
24.	Markieff Morris	662	2009-11
25.	Greg Dreiling	650	1984-86
26.	Roger Brown	640	1969-71

## ASSISTS

(started 1974-75)

1.	Aaron Miles	954	2002-05
2.	Jacque Vaughn	804	1994-97
3.	Cedric Hunter	684	1984-87
4.	Kirk Hinrich	668	2000-03
5.	Devonte' Graham	632	2015-18
6.	Darnell Valentine	609	1978-81
7.	Frank Mason III	576	2014-17
8.	Tyshawn Taylor	575	2009-12
9.	Adonis Jordan	568	1990-93
10.	Sherron Collins	552	2007-10
11.	Russell Robinson	500	2005-08
12.	Kevin Pritchard	499	1987-90
13.	Ryan Robertson	485	1996-99
14.	Mark Turgeon	437	1984-87
15.	Jeff Boschee	425	1999-2002
16.	Mario Chalmers	420	2006-08
17.	Elijah Johnson	399	2010-13
18.	<b>Dajuan Harris Jr.</b>	<b>368</b>	<b>2021-present</b>
19.	Steve Woodberry	361	1991-94
20.	Marcus Garrett	351	2018-Pres.
21.	Jerod Haase	343	1995-97
22.	Danny Manning	342	1985-88
23.	Tony Guy	327	1979-82

## 3-POINT FIELD GOALS MADE

(started 1986-87)

1.	Jeff Boschee	338	1999-2002
2.	Devonte' Graham	296	2015-18
3.	Billy Thomas	269	1995-98
4.	Ochai Agbaji	250	2019-22
5.	Svi Mykhailiuk	237	2015-18
6.	Kirk Hinrich	236	2000-03
7.	Sherron Collins	232	2007-10
8.	Brandon Rush	205	2006-08
9.	Terry Brown	200	1990-91
10.	Frank Mason III	185	2014-17
11.	Mario Chalmers	180	2006-08
12.	Adonis Jordan	179	1990-93
13.	Tyrel Reed	176	2008-11
14.	Lagerald Vick	167	2016-19
15.	Wayne Selden Jr.	162	2014-16
16.	Jerod Haase	156	1995-97
17.	Kevin Pritchard	154	1987-90
18.	Rex Walters	151	1992-93
19.	Elijah Johnson	147	2010-13
20.	Ryan Robertson	144	1996-99
21.	J.R. Giddens	137	2004-05
--			
	<b>Jalen Wilson</b>	<b>117</b>	<b>2020-present</b>

## 3-POINT FIELD GOAL ATTEMPTS

(started 1986-87)

1.	Jeff Boschee	843	1999-2002
2.	Devonte' Graham	723	2015-18
3.	Billy Thomas	691	1995-98
4.	Ochai Agbaji	670	2019-22
5.	Sherron Collins	615	2007-10
6.	Svi Mykhailiuk	579	2015-18
7.	Kirk Hinrich	546	2000-03
8.	Terry Brown	485	1990-91
9.	Brandon Rush	471	2006-08
10.	Jerod Haase	461	1995-97
11.	Wayne Selden Jr.	443	2014-16
12.	Frank Mason III	440	2014-17
13.	Adonis Jordan	437	1990-93
14.	Tyrel Reed	433	2008-11
15.	Elijah Johnson	430	2010-13
16.	Mario Chalmers	430	2006-08
17.	Lagerald Vick	412	2016-19
18.	Kevin Pritchard	379	1987-90
19.	Sean Pearson	371	1993-96
20.	<b>Jalen Wilson</b>	<b>370</b>	<b>2020-present</b>
21.	J.R. Giddens	369	2004-05
22.	Rex Walters	361	1992-93
23.	Christian Braun	357	2020-22
24.	Ryan Robertson	354	1996-99
25.	Tyshawn Taylor	324	2009-12

## 3-POINT FIELD GOAL PCT.

(Min. 200 attempts; started 1986-87)

1.	Milt Newton	100-224	44.6	1987-89
2.	Jeff Guelndner	90-205	43.9	1987-90
3.	Brandon Rush	205-471	43.5	2005-08
4.	Kirk Hinrich	236-546	43.2	2000-03
5.	Steve Woodberry	126-298	42.3	1991-94
6.	Frank Mason III	185-440	42.0	2014-17
7.	Mario Chalmers	180-430	41.9	2005-08
8.	Rex Walters	151-361	41.8	1992-93
9.	Brady Morningstar	116-281	41.3	2007-11
10.	Terry Brown	200-485	41.2	1990-91
11.	Devonte' Graham	296-723	40.9	2015-18
12.	Svi Mykhailiuk	237-579	40.9	2015-18
13.	Adonis Jordan	179-437	40.9	1990-93
14.	Ryan Robertson	144-354	40.7	1996-99
15.	Tyrel Reed	176-433	40.6	2008-11
16.	Kevin Pritchard	154-379	40.6	1987-90
17.	Lagerald Vick	167-412	40.5	2016-19
18.	Jeff Boschee	338-843	40.1	1999-02
19.	Keith Langford	102-257	39.7	2002-05
20.	Billy Thomas	269-691	38.9	1995-98
21.	Jacque Vaughn	105-274	38.3	1994-97
22.	Christian Braun	135-357	37.8	2020-22
23.	Sherron Collins	232-655	37.7	2007-10

## STEALS

(started 1975-76)

1.	Darnell Valentine	336	1978-81
2.	Mario Chalmers	283	2006-08
3.	Aaron Miles	264	2002-05
4.	Danny Manning	250	1985-88
5.	Russell Robinson	247	2005-08
6.	Kirk Hinrich	206	2000-03
7.	Devonte' Graham	197	2015-18
8.	Kevin Pritchard	190	1987-90
9.	Nick Bradford	187	1997-2000
10.	Marcus Garrett	181	2018-Pres.
11.	Adonis Jordan	181	1990-93
12.	Alonzo Jamison	175	1990-92
13.	Jerod Haase	174	1995-97
14.	Tyshawn Taylor	172	2009-12
15.	Frank Mason III	165	2014-17
16.	Jeff Boschee	161	1999-2002
17.	Tony Guy	161	1979-82
18.	Jacque Vaughn	160	1994-97
19.	Steve Woodberry	160	1991-94
20.	Cedric Hunter	157	1984-87
21.	Nick Collison	155	2000-03
22.	Paul Pierce	147	1996-98
23.	Sherron Collins	145	2007-10
24.	Ryan Robertson	143	1996-99
--			
	<b>Dajuan Harris Jr.</b>	<b>126</b>	<b>2021-present</b>

## BLOCKED SHOTS

(started 1974-75)

1.	Jeff Withey	311	2010-13
2.	Greg Ostertag	258	1992-95
3.	Cole Aldrich	253	2008-10
4.	Nick Collison	243	2000-03
5.	Eric Chenowith	242	1998-2001
6.	Scot Pollard	218	1994-97
7.	Danny Manning	200	1985-88
8.	Udoka Azubuike	172	2017-20
9.	Mitch Lightfoot	156	2017-22
10.	John Crawford	155	1978-81
11.	Sasha Kaun	150	2005-08
12.	Donnie Von Moore	147	1974-75, 77-78
13.	Raef LaFrentz	138	1995-98
14.	Greg Dreiling	138	1984-86
15.	Paul Mokeski	136	1976-79
16.	Jamari Traylor	126	2013-16
17.	B.J. Williams	112	1994-97
18.	Darrell Arthur	109	2007-08
19.	Drew Gooden	107	2000-02
20.	Patrick Richey	106	1991-94
21.	Markieff Morris	103	2009-11
22.	Paul Pierce	98	1996-98

## DOUBLE-DOUBLES

1.	Raef LaFrentz	56	1995-98
2.	Danny Manning	45	1985-88
3.	Dave Robisch	45	1969-71
4.	Drew Gooden	44	2000-02
5.	Wayne Simien	38	2002-05
6.	Cole Aldrich	37	2008-10
7.	Nick Collison	37	2000-03
8.	Thomas Robinson	32	2009-11
9.	<b>Jalen Wilson</b>	<b>24</b>	<b>2020-present</b>
10.	Udoka Azubuike	22	2017-20
11.	Dedric Lawson	22	2019
12.	Eric Chenowith	21	1998-2001

## CONSECUTIVE GAMES STARTED

1.	Danny Manning	141	1985-88
2.	Raef LaFrentz	116	1995-98
3.	Frank Mason III	110	2014-17
4.	Aaron Miles	110	2002-05
5.	Wayne Selden Jr.	101	2014-16
6.	Jacque Vaughn	100	1994-97
7	Ochai Agbaji	98	2019-22
	Keith Langford	98	2002-05
9.	Cedric Hunter	89	1984-87
10.	Jo Jo White	84	1966-69
11.	Devonte' Graham	82	2015-18
12.	Greg Dreiling	78	1984-86
13.	Kirk Hinrich	73	2000-03

FRESHMAN RECORDS

POINTS SCORED

1. Andrew Wiggins (2014)	597
2. Ben McLemore (2013)	589
3. Josh Jackson (2017)	572
4. Danny Manning (1985)	496
5. Xavier Henry (2010)	483
6. Brandon Rush (2006)	444
7. Devon Dotson (2019)	442
8. Kerry Boagni (1983)	408
9. Paul Pierce (1996)	404
10. Darnell Valentine (1978)	392
11. Mario Chalmers (2006)	379
12. J.R. Giddens (2004)	374
13. Darrell Arthur (2007)	361
Jeff Boschee (1999)	361
15. Nick Collison (2000)	357
16. Sherron Collins (2007)	354
17. Raef LaFrentz (1995)	353
--	
Gradey Dick (2023)	310

SCORING AVERAGE

1. Andrew Wiggins (2014)	17.1
2. Josh Jackson (2017)	16.3
3. Ben McLemore (2013)	15.9
4. Gradey Dick (2023)	14.8
5. Danny Manning (1985)	14.6
6. Kerry Boagni (1983)	14.1
7. Brandon Rush (2006)	13.5
Darnell Valentine (1978)	13.5
9. Xavier Henry (2010)	13.4
10. Devon Dotson (2019)	12.3
11. Paul Pierce (1996)	11.9

REBOUNDS

1. Josh Jackson (2017)	258
Danny Manning (1985)	258
3. Drew Gooden (2000)	248
4. Nick Collison (2000)	234
5. Raef LaFrentz (1995)	231
6. Jalen Wilson (2021)	230
7. Joel Embiid (2014)	227
8. Norm Cook (1974)	196
9. Brandon Rush (2006)	195
10. Ben McLemore (2013)	192
11. Eric Chenowith (1998)	191

REBOUND AVERAGE

1. Joel Embiid (2014)	8.1
2. Jalen Wilson (2021)	7.9
3. Danny Manning (1985)	7.6
4. Drew Gooden (2000)	7.5
Raef LaFrentz (1995)	7.5
6. Josh Jackson (2017)	7.4
7. Nick Collison (2000)	6.9
8. Norm Cook (1974)	6.5
9. Paul Mokeski (1976)	6.4
10. Brandon Rush (2006)	5.9
11. Cliff Alexander (2015)	5.3
Wayne Simien (2002)	5.3
Paul Pierce (1996)	5.3
--	
Gradey Dick (2023)	5.2

ASSISTS

1. Aaron Miles (2002)	252
2. Jacque Vaughn (1994)	181
3. Mark Turgeon (1984)	138
4. Darnell Valentine (1978)	130
5. Devon Dotson (2019)	127
Mario Chalmers (2006)	127
7. Kirk Hinrich (2000)	123
8. Jeff Boschee (1999)	121
9. Sherron Collins (2007)	112
10. Adonis Jordan (1990)	109

BLOCKED SHOTS

1. Joel Embiid (2014)	72
2. Eric Chenowith (1998)	62
3. Darrell Arthur (2007)	54
4. David Padgett (2004)	43
5. Julian Wright (2006)	42
6. Josh Jackson (2017)	37
Cliff Alexander (2015)	37
8. Cole Aldrich (2008)	34
Greg Ostertag (1992)	34
Danny Manning (1985)	34

STEALS

1. Mario Chalmers (2006)	89
2. Darnell Valentine (1978)	80
3. Aaron Miles (2002)	60
4. Josh Jackson (2017)	59
5. Danny Manning (1985)	58
6. Xavier Henry (2010)	54
7. Devon Dotson (2019)	49
8. Paul Pierce (1996)	44
9. Kelly Oubre Jr. (2015)	41
Andrew Wiggins (2014)	41
--	
Gradey Dick (2023)	34

FIELD GOALS

1. Josh Jackson (2017)	220
2. Danny Manning (1985)	209
3. Ben McLemore (2013)	198
4. Andrew Wiggins (2014)	189
5. Kerry Boagni (1983)	171
6. Brandon Rush (2006)	170
7. Xavier Henry (2010)	162
8. Darrell Arthur (2007)	149
9. Devon Dotson (2019)	147
10. Nick Collison (2000)	145
--	
Gradey Dick (2023)	105

FIELD GOAL ATTEMPTS

1. Josh Jackson (2017)	429
2. Andrew Wiggins (2014)	422
3. Ben McLemore (2013)	400
4. Danny Manning (1985)	369
5. Brandon Rush (2006)	359
6. Xavier Henry (2010)	354
Kerry Boagni (1983)	354
8. Paul Pierce (1996)	341
9. Jeff Boschee (1999)	322
10. Ricky Ross (1980)	320

FIELD GOAL PERCENTAGE

1. Joel Embiid (2014)	62.6
2. David McCormack (2019)	62.5
3. Jeff Gueldner (1987)	59.5
4. Cheick Diallo (2016)	56.9
Travis Releford (2009)	56.9
6. Cliff Alexander (2015)	56.6
Danny Manning (1985)	56.6
8. Julian Wright (2006)	56.4
9. Richard Scott (1991)	56.3
10. Carlton Bragg Jr. (2016)	56.1

FREE THROWS

1. Andrew Wiggins (2014)	176
2. Ben McLemore (2013)	120
3. Devon Dotson (2019)	115
4. Josh Jackson (2017)	98
Joel Embiid (2014)	98
6. Xavier Henry (2010)	90
7. Mario Chalmers (2006)	89
8. Paul Pierce (1996)	83
9. Kelly Oubre Jr. (2015)	79
Keith Langford (2002)	79

FREE THROW ATTEMPTS

1. Andrew Wiggins (2014)	227
2. Josh Jackson (2017)	173
3. Devon Dotson (2019)	147
4. Joel Embiid (2014)	143
Darnell Valentine (1978)	143
6. Ben McLemore (2013)	138
7. Paul Pierce (1996)	137
8. Jalen Wilson (2021)	119
9. Xavier Henry (2010)	115
10. Mario Chalmers (2006)	113
Keith Langford (2002)	113

FREE THROW PERCENTAGE

1. Ben McLemore (2013)	87.0
2. Gradey Dick (2023)	82.7
3. Greg Gurley (1992)	80.0
4. Aaron Miles (2002)	79.3
Calvin Thompson (1983)	78.9
6. Mario Chalmers (2006)	78.8
7. Steve Woodberry (1991)	78.4
8. Xavier Henry (2010)	78.3
9. Devon Dotson (2019)	78.2
10. Andrew Wiggins (2014)	77.5
11. Ryan Robertson (1996)	77.0

3-POINT FIELD GOALS

1. Jeff Boschee (1999)	79
2. J.R. Giddens (2004)	74
3. Ben McLemore (2013)	73
4. Xavier Henry (2010)	69
5. Quentin Grimes (2019)	54
6. Gradey Dick (2023)	53
7. Brandon Rush (2006)	50
8. Billy Thomas (1995)	49
9. Mario Chalmers (2006)	48
10. Sherron Collins (2007)	47
11. Andrew Wiggins (2014)	43

3-FIELD GOALS ATTEMPTED

1. Jeff Boschee (1999)	222
2. J.R. Giddens (2004)	182
3. Ben McLemore (2013)	174
4. Xavier Henry (2010)	165
5. Quentin Grimes (2019)	159
6. Wayne Selden Jr. (2014)	128
Mario Chalmers (2006)	128
8. Andrew Wiggins (2014)	126
Billy Thomas (1995)	126
10. Jalen Wilson (2021)	120
11. Gradey Dick (2023)	119
12. Sherron Collins (2007)	116

3-FG PERCENTAGE

1. Jeff Gueldner (1987)	57.1
2. Brandon Rush (2006)	47.2
3. Steve Woodberry (1991)	45.5
4. Ryan Robertson (1996)	45.2
5. Christian Braun (2020)	44.4
6. Gradey Dick (2023)	42.7
7. Ben McLemore (2013)	42.0
8. Xavier Henry (2010)	41.8
9. Patrick Richey (1991)	41.5
10. Kevin Pritchard (1987)	40.9
11. J.R. Giddens (2004)	40.7

MINUTES PLAYED

1. Ben McLemore (2013)	1,191
2. Devon Dotson (2019)	1,168
3. Andrew Wiggins (2014)	1,148
4. Danny Manning (1985)	1,120
5. Josh Jackson (2017)	1,077
6. Brandon Rush (2006)	1,047
7. Wayne Selden Jr. (2014)	1,022
8. Aaron Miles (2002)	1,017
9. Xavier Henry (2010)	990
10. Quentin Grimes (2019)	988

GAMES PLAYED

1. Marcus Garrett (2018)	39
Eric Chenowith (1998)	39
Kenny Gregory (1998)	39
4. Sherron Collins (2007)	38
5. Ben McLemore (2013)	37
Perry Ellis (2013)	37
Keith Langford (2002)	37
Aaron Miles (2002)	37
9. Devon Dotson (2019)	36
Quentin Grimes (2019)	36
Kelly Oubre Jr. (2015)	36
Xavier Henry (2010)	36
Darrell Arthur (2007)	36
Kevin Pritchard (1987)	36

GAMES STARTED

1. Ben McLemore (2013)	37
2. Wayne Selden Jr. (2014)	35
Andrew Wiggins (2014)	35
4. Devon Dotson (2019)	36
Quentin Grimes (2019)	36
Xavier Henry (2010)	36
Aaron Miles (2002)	36
8. Josh Jackson (2017)	35
Jacque Vaughn (1994)	35
10. Tyshawn Taylor (2009)	33
Brandon Rush (2006)	33
Nick Collison (2000)	33
Paul Pierce (1996)	33
Danny Manning (1985)	33

# THE LAST TIME...

<b>A TEAM SCORED 100+ POINTS IN A GAME</b>		
KU	102 (W, 102-83)	vs. Kansas State, 2-22-22
Opp.	102 (L, 90-102)	by Gonzaga, 11-26-20
<b>A TEAM SCORED 50 OR FEWER POINTS IN A GAME</b>		
KU	50 (L, 50-64)	vs. Tennessee, 11-25-22
Opp.	50 (W, 76-50)	by Miami, 3-27-22
<b>A TEAM SCORED 90+ POINTS IN ALLEN FIELDHOUSE</b>		
KU	91 (W, 91-65)	vs. Seton Hall, 12-1-22
Opp.	91 (W, 94-91 2OT)	by Texas Tech, 1-24-22
<b>A TEAM SCORED 60 OR FEWER POINTS IN ALLEN FIELDHOUSE</b>		
KU	60 (L, 60-83)	vs. TCU, 1-21-23
Opp.	60 (W, 62-60)	by Iowa State, 1-14-23
<b>A TEAM SCORED 90 POINTS IN A LOSS</b>		
KU	90 (90-102)	vs. Gonzaga, 11-26-20
Opp.	91 (W, 94-91 2OT)	by Texas Tech, 1-24-22
<b>A TEAM SCORED 60 OR FEWER POINTS IN A VICTORY</b>		
KU	59 (W, 59-41)	at Kansas State, 2-17-21
Opp.	56 (L, 55-56)	by Villanova, 11-21-19
<b>A TEAM HAD 5+ PLAYERS SCORE IN DOUBLE FIGURES</b>		
KU	Dick (16), Adams (14), Wilson (14), McCullar (12), Harris (11)	at West Virginia, 1-7-23
Opp.	Jolly (14), Myers (14), Clayton (13), Joseph (10), Joiner (10)	by Iona, 11-28-21
<b>A TEAM WON A GAME BY 25+ POINTS</b>		
KU	+28 (95-67)	at Missouri, 12-10-22
Opp.	+34 (51-85)	by USC, 3-22-21
<b>A TEAM WON A GAME BY 50+ POINTS</b>		
KU	+55 (112-57)	vs. Monmouth, 11-15-19
Opp.		Never
<b>A TEAM WON AN OVERTIME GAME (SINGLE-OVERTIME)</b>		
KU	69-68	vs. Wisconsin, 11-24-22
Opp.	83-82	by Kansas State, 1-17-23
<b>A TEAM WON A DOUBLE-OVERTIME GAME</b>		
KU	94-91	vs. Texas Tech, 1-24-22
Opp.	80-79	by Texas Tech, 2-14-05
<b>A TEAM WON A TRIPLE-OVERTIME GAME</b>		
KU	109-106	vs. Oklahoma, 1-4-16
Opp.	76-73	by Oklahoma State, 2-4-81
<b>A TEAM SHOT 60% FG IN A GAME</b>		
KU	64.1% (41-64)	vs. Kansas State, 2-22-22
Opp.	64.5% (40-62)	by Gonzaga, 11-26-20
<b>A TEAM SHOT 30% OR WORSE FG IN A GAME</b>		
KU	29.0% (18-62)	vs. USC, 3-22-21
Opp.	27.9% (19-68)	by West Virginia, 2-19-22
<b>A TEAM MADE 12+ 3-POINT FG IN A GAME</b>		
KU	13	vs. Texas Southern, 11-28-22
Opp.	13	by Oklahoma State, 12-31-22
<b>A TEAM DID NOT MAKE A 3-POINT FG IN A GAME</b>		
KU	0-8	vs. TCU, 3-12-15
Opp.	0-9	by Stanford, 3-23-14
<b>A TEAM SHOT 60% 3-POINT FG IN A GAME (min. 10)</b>		
KU	62.5% (15-24)	vs. Kansas State, 2-22-22
Opp.	61.1% (11-18)	by USC, 3-22-21
<b>A TEAM MADE 30+ FREE THROWS IN A GAME</b>		
KU	31	vs. Oklahoma, 1-10-23
Opp.	30	by Stanford, 12-3-16
<b>A TEAM MADE 5 OR FEWER FREE THROWS IN A GAME</b>		
KU	2	at Texas Tech, 1-3-23
Opp.	5	by Texas Southern, 11-28-22


<b>A TEAM ATTEMPTED 40+ FREE THROWS IN A GAME</b>		
KU	44	vs. West Virginia, 2-13-17
Opp.	47	by West Virginia, 1-12-16
<b>A TEAM SHOT 90% OR BETTER FREE THROWS IN A GAME</b>		
KU	90.0 (9-10)	at Kentucky, 1-28-23
Opp.	90.9 (10-11)	by TCU, 3-3-22
<b>A TEAM SHOT 40% OR WORSE FREE THROWS IN A GAME</b>		
KU	40.0% (4-10)	at Villanova, 11-21-19
Opp.	35.7% (5-14)	by Harvard, 12-22-22
<b>A TEAM HAD 25+ OFFENSIVE REBOUNDS IN A GAME</b>		
KU	28	vs. Fort Hays State, 12-10-03
Opp.	26	by Baylor, 1-12-19
<b>A TEAM HAD 5 OR FEWER OFFENSIVE REBOUNDS IN A GAME</b>		
KU	5	vs. North Texas, 11-25-21
Opp.	4	by Kentucky, 1-28-23
<b>A TEAM HAD 30+ DEFENSIVE REBOUNDS IN A GAME</b>		
KU	32	at West Virginia, 1-7-23
Opp.	30	by Oklahoma, 1-10-23
<b>A TEAM HAD 40+ DEFENSIVE REBOUNDS IN A GAME</b>		
KU	43	vs. Oklahoma, 1-4-16
Opp.	41	by Oklahoma, 1-4-16
<b>A TEAM HAD 50+ TOTAL REBOUNDS IN A GAME</b>		
KU	50	vs. Wisconsin, 11-24-22
Opp.	55	by North Carolina, 4-4-22
<b>A TEAM HAD 60+ TOTAL REBOUNDS IN A GAME</b>		
KU	60	vs. Oklahoma, 1-4-16
Opp.		Never
<b>A TEAM HAD 25 OR FEWER TOTAL REBOUNDS IN A GAME</b>		
KU	24	at Texas Tech, 1-8-22
Opp.	25	by Seton Hall, 12-1-22
<b>A TEAM OUT-REBOUNDED ITS OPPONENT BY 15+</b>		
KU	+15 (50-35)	vs. Wisconsin, 11-24-22
Opp.	+18 (45-27)	by Tennessee, 11-25-22
<b>A TEAM OUT-REBOUNDED ITS OPPONENT BY 20+</b>		
KU	+21 (48-27)	vs. West Virginia, 3-10-22
Opp.	+20 (55-35)	by North Carolina, 4-4-22
<b>A TEAM OUT-REBOUNDED ITS OPPONENT BY 30+</b>		
KU	+30 (61-31)	vs. Alcorn State, 12-2-09
Opp.		Never
<b>3+ PLAYERS WITH 10+ REBOUNDS IN A GAME</b>		
KU	J. Wilson (13), C. Braun (11), D. McCormack (10)	vs. Texas, 3-5-22
Opp.	A. Bacot (15), B. Manek (13), R.J. Davis (12)	of North Carolina, 4-4-22
<b>2 PLAYERS WITH A DOUBLE-DOUBLE IN SAME GAME</b>		
KU	D. Harris (10p, 10a), K. McCullar (11p, 11r)	vs. Indiana, 12-17-22
Opp.	B. Manek (13p, 13r), A. Bacot (15p, 15r), R.J. Davis (15p, 12r)	of North Carolina, 4-4-22
<b>3 PLAYERS WITH A DOUBLE-DOUBLE IN SAME GAME</b>		
KU	J. Wilson (17p, 13r), D. McCormack (22p, 10r), C. Braun (13p, 11r)	vs. Texas, 3-5-22
Opp.	B. Manek (13p, 13r), A. Bacot (15p, 15r), R.J. Davis (15p, 12r)	of North Carolina, 4-4-22
<b>A PLAYER WITH A TRIPLE-DOUBLE IN A GAME</b>		
KU	Jeff Withey (16 pts, 12 reb, 12 blk)	vs. San Jose State, 11-26-12
Opp.	Denzel Valentine (29 pts, 12 reb, 12 ast)	of Michigan State, 11-17-15
<b>A TEAM HAD 25+ ASSISTS IN A GAME</b>		
KU	25	vs. Eastern Michigan, 12-29-18
Opp.	26	by Oklahoma, 1-10-94
<b>A TEAM HAD 7 OR FEWER ASSISTS IN A GAME</b>		
KU	7	vs. Providence, 3-25-22
Opp.	7	by Texas Southern, 11-28-22



THE LAST TIME...

A TEAM HAD 15+ STEALS IN A GAME		
KU	17	vs. Indiana, 12-17-22
Opp.	22	by West Virginia, 1-16-16
A TEAM DID NOT HAVE A STEAL IN A GAME		
KU		vs. Syracuse, 3-18-01
Opp.		Oakland, 11-25-09
A TEAM HAD 10+ BLOCKED SHOTS IN A GAME		
KU	13	vs. Duke, 11-15-22
Opp.	12	by Kentucky, 12-1-20
A TEAM DID NOT BLOCK A SHOT IN A GAME		
KU		vs. NC State, 11-23-22
Opp.		by Villanova, 4-2-22
A TEAM COMMITTED 30+ FOULS IN A GAME		
KU	32	vs. Indiana, 11-11-16
Opp.	31	by West Virginia, 2-13-17
A TEAM COMMITTED 10 OR FEWER FOULS IN A GAME		
KU	7	vs. Villanova, 4-2-22
Opp.	6	by Texas Tech, 1-3-23
A TEAM HAD TWO PLAYERS DISQUALIFIED (FOUL OUT)		
KU	KJ Adams / Gradey Dick / Kevin McCullar	at Kansas State, 1-17-23
Opp.	Sam Waardenburg / Jordan Miller	of Miami, 3-27-22
A TEAM HAD THREE PLAYERS DISQUALIFIED (FOUL OUT)		
KU	KJ Adams / Gradey Dick / Kevin McCullar	at Kansas State, 1-17-23
Opp.	Poythress / Willis / Lee / Labissiere	of Kentucky, 1-30-16
A TEAM HAD FOUR PLAYERS DISQUALIFIED (FOUL OUT)		
KU	Frank Mason III / Devonte' Graham / Carlton Bragg Jr. / Landen Lucas	vs. Indiana, 11-11-16
Opp.		Never
A TEAM SCORED 50+ POINTS IN A HALF		
KU	50, 1st half	at Missouri, 12-10-22
Opp.	51, 1st half	by Kentucky, 1-29-22
A TEAM SCORED 60+ POINTS IN A HALF		
KU	66, 1st half	vs. Texas Southern, 11-21-17
Opp.	60, 2nd half	by Texas Tech, 2-13-99
A TEAM HAD 20 OR FEWER POINTS IN A HALF		
KU	20, 1st half	vs. UTEP, 3-4-21
Opp.	20, 1st half	by Wisconsin, 11-24-22
A TEAM SHOT 70% OR BETTER FG IN A HALF		
KU	70.8 (17-24), 2nd half	at Oklahoma State, 1-4-22
Opp.	75.0, 1st half	by Baylor, 1-25-93
A TEAM SHOT 20% OR WORSE FG IN A HALF		
KU	13.6%, 1st half	at TCU, 2-6-13
Opp.	20.0%, 1st half	by Providence, 3-25-22
A TEAM MADE 9+ 3-POINTERS IN A HALF		
KU	9, 2nd half	vs. West Virginia, 12-22-20
Opp.	9, 1st half	by Oklahoma State, 12-31-22
A TEAM MADE DID NOT MAKE A 3-POINTER IN A HALF		
KU	0-5, 1st half	vs. Miami, 3-27-22
Opp.	0-6, 1st half	by Kentucky, 1-28-23
A TEAM DID NOT MAKE A FREE THROW IN A HALF		
KU	1st half (0-0)	at Texas Tech, 1-3-23
Opp.	1st half (0-0)	by North Dakota State, 11-10-22
A TEAM DID NOT ATTEMPT A FREE THROW IN A HALF		
KU	1st half	at Texas Tech, 1-3-23
Opp.	1st half	by North Dakota State, 11-10-22
A TEAM HAD 30+ REBOUNDS IN A HALF		
KU	30, 1st half	at Oklahoma State, 1-4-22
Opp.	31, 2nd half	by Baylor, 1-12-19

A TEAM HAD 15+ ASSISTS IN A HALF		
KU	15, 1st half	at Texas Tech, 1-3-23
Opp.	15, 1st half	by North Carolina, 3-25-12
A TEAM DID NOT HAVE A TURNOVER IN A HALF		
KU	1st half	vs. Texas, 1-14-19
Opp.	2nd half	vs. Kansas State, 1-13-18
A TEAM HAD 10+ STEALS IN A HALF		
KU	10, 1st half	vs. Texas, 1-21-17
Opp.	11, 2nd half	by Long Beach State, 12-6-11
A TEAM HAD 7+ BLOCKED SHOTS IN A HALF		
KU	7, 1st half	vs. Duke, 11-15-22
Opp.	7, 1st half	by Kentucky, 12-1-20
A PLAYER SCORED 30+ POINTS IN A GAME		
KU	30 by Jalen Wilson	vs. TCU, 1-21-23
Opp.	33 by Bryson Williams	of Texas Tech, 1-24-22
A PLAYER SCORED 40+ POINTS IN A GAME		
KU	41 by Andrew Wiggins	at West Virginia, 3-8-14
Opp.	46 by Buddy Hield	of Oklahoma, 1-4-16
A PLAYER SHOT 80% OR BETTER FG IN A GAME (MIN. 10 ATT.)		
KU	80.0 (8-10) by KJ Adams	at Kentucky, 1-28-23
Opp.	90.9 (10-11) by Eric Paschall	of Villanova, 3-31-18
A PLAYER MADE 7+ 3-POINTERS IN A GAME		
KU	7 by Occhi Agbaji	vs. Texas Tech, 1-24-22
Opp.	7 by Bryce Thompson	of Oklahoma State, 12-31-22
A PLAYER SHOT 100% 3-POINT FG (MIN. 5 ATT.)		
KU	5-5 by Dajuan Harris Jr.	at Texas Tech, 1-3-23
Opp.	5-5 by Marial Shayok	of Iowa State, 1-5-19
A PLAYER MADE 12+ FREE THROWS IN A GAME		
KU	13 (13-13) by Devonte' Graham	vs. Texas Tech, 1-2-18
Opp.	19 (19-22) by Reid Travis	of Stanford, 12-3-16
A PLAYER SHOT 100% FREE THROWS IN A GAME (MIN. 10 ATT.)		
KU	10-10 by David McCormack	vs. Texas, 3-5-18
Opp.	11-11 by Malik Curry	of West Virginia, 3-10-22
A PLAYER HAD 8+ OFFENSIVE REBOUNDS IN A GAME		
KU	8 by KJ Adams Jr.	vs. Omaha, 11-7-22
Opp.	8 by Oscar Tschibwe	of West Virginia, 1-4-20
A PLAYER HAD 12+ DEFENSIVE REBOUNDS IN A GAME		
KU	14 by Jalen Wilson	vs. Wisconsin, 11-24-22
Opp.	14 by Jaden Walker	of Iowa State, 2-13-21
A PLAYER HAD 15+ TOTAL REBOUNDS IN A GAME		
KU	15 by David McCormack	at Kansas State, 1-22-22
Opp.	15 by Armando Bacot	of North Carolina, 4-4-22
A PLAYER HAD 10+ ASSISTS IN A GAME		
KU	11 by Dajuan Harris Jr.	at Kansas State, 1-17-23
Opp.	11 by Cassius Winston	of Michigan State, 11-6-18
A PLAYER HAD 7+ TURNOVERS IN A GAME		
KU	7 by Jalen Wilson	vs. Oklahoma, 1-9-21
Opp.	7 Kadary Richmond	of Seton Hall, 12-1-22
A PLAYER HAD 7+ BLOCKED SHOTS IN A GAME		
KU	7 by Udoka Azubuike	vs. Baylor, 1-11-20
Opp.	9 by Trayce Jackson-Davis	of Indiana, 12-17-22
A PLAYER HAD 7+ STEALS IN A GAME		
KU	7 by Xavier Henry	vs. Baylor, 1-20-10
Opp.	7 by Terry Black	of Baylor, 2-26-00
A PLAYER PLAYED ALL 40 MINUTES IN REGULATION		
KU	Jalen Wilson	at Kansas State, 1-17-23
Opp.	R.J. Davis	of North Carolina 4-4-22



## ALL-TIME SERIES

### KANSAS LEADS, 203-95

Lawrence, Kan. (Allen Fieldhouse) . . . . .	93-35 (52-18)
Manhattan, Kan. (Bramlage Coliseum) . . . . .	81-49 (29-6)
Neutral Sites . . . . .	29-11
Big 12 Play. . . . .	45-7
Big 12 Championship (Sprint Center) . . . . .	10-0 (4-0)

### HIGHEST SCORES - KANSAS

Lawrence . . . . .	103
at Kansas State, in 2001-02 . . . . .	103-68
Manhattan . . . . .	98
at Kansas State, in 2001-02 . . . . .	98-71 OT

### HIGHEST SCORES - K-STATE

Lawrence . . . . .	91
at Kansas State, in 1961-62 . . . . .	91-72
Manhattan . . . . .	96
at Kansas State, in 1978-79 . . . . .	96-69

### COACHING RECORDS

Bill Self vs. Kansas State . . . . .	
Total . . . . .	39-7
At Kansas . . . . .	38-7
Jerome Tang vs. Kansas . . . . .	
Total . . . . .	1-0
at Kansas State . . . . .	1-0

### LARGEST MARGINS

Kansas . . . . .	
Lawrence . . . . .	38
Manhattan . . . . .	29
Kansas State . . . . .	
Lawrence . . . . .	19
Manhattan . . . . .	29

### GAME-BY-GAME (BIG 12 ERA)

01/04/1997 . . . . .	Manhattan . . . . .	W . . . . .	62-59
02/22/1997 . . . . .	Lawrence . . . . .	W . . . . .	78-58
01/17/1998 . . . . .	Lawrence . . . . .	W . . . . .	69-62
02/14/1998 . . . . .	Manhattan . . . . .	W . . . . .	73-58
03/06/1998 . . . . .	Kansas City, Mo.* . . . . .	W . . . . .	68-61
02/01/1999 . . . . .	Manhattan . . . . .	W . . . . .	69-46
02/17/1999 . . . . .	Lawrence . . . . .	W . . . . .	62-47
03/06/1999 . . . . .	Kansas City, Mo.* . . . . .	W . . . . .	69-58
01/12/2000 . . . . .	Lawrence . . . . .	W . . . . .	87-79
02/12/2000 . . . . .	Manhattan . . . . .	W . . . . .	94-65
03/09/2000 . . . . .	Kansas City, Mo.* . . . . .	W . . . . .	84-60
01/27/2001 . . . . .	Lawrence . . . . .	W . . . . .	92-66
02/28/2001 . . . . .	Manhattan . . . . .	W . . . . .	77-65
03/09/2001 . . . . .	Kansas City, Mo.* . . . . .	W . . . . .	94-63
02/04/2002 . . . . .	Manhattan . . . . .	W . . . . .	98-71
02/27/2002 . . . . .	Lawrence . . . . .	W . . . . .	103-68
01/18/2003 . . . . .	Lawrence . . . . .	W . . . . .	81-64
02/08/2003 . . . . .	Manhattan . . . . .	W . . . . .	82-64
01/14/2004 . . . . .	Lawrence . . . . .	W . . . . .	73-67
01/28/2004 . . . . .	Manhattan . . . . .	W . . . . .	78-70
02/09/2005 . . . . .	Manhattan . . . . .	W . . . . .	74-65
03/02/2005 . . . . .	Lawrence . . . . .	W . . . . .	72-65
03/11/2005 . . . . .	Kansas City, Mo.* . . . . .	W . . . . .	80-67
01/14/2006 . . . . .	Lawrence . . . . .	L . . . . .	55-59
03/04/2006 . . . . .	Manhattan . . . . .	W . . . . .	66-52
02/07/2007 . . . . .	Lawrence . . . . .	W . . . . .	97-70
02/19/2007 . . . . .	Manhattan . . . . .	W . . . . .	71-62
03/10/2007 . . . . .	Oklahoma City, Okla.* . . . . .	W . . . . .	67-61
01/30/2008 . . . . .	Manhattan . . . . .	L . . . . .	75-84
03/01/2008 . . . . .	Lawrence . . . . .	W . . . . .	88-74
01/13/2009 . . . . .	Lawrence . . . . .	W . . . . .	87-71
02/14/2009 . . . . .	Manhattan . . . . .	W . . . . .	85-74
01/30/2010 . . . . .	Manhattan (ot) . . . . .	W . . . . .	81-79
03/03/2010 . . . . .	Lawrence . . . . .	W . . . . .	82-65
03/13/2010 . . . . .	Kansas City, Mo.* . . . . .	W . . . . .	82-65
01/29/2011 . . . . .	Lawrence . . . . .	W . . . . .	87-71
02/14/2011 . . . . .	Manhattan . . . . .	L . . . . .	68-84
01/04/2012 . . . . .	Lawrence . . . . .	W . . . . .	67-49
02/13/2012 . . . . .	Manhattan . . . . .	W . . . . .	59-53
01/22/2013 . . . . .	Manhattan . . . . .	W . . . . .	59-55
02/11/2013 . . . . .	Lawrence . . . . .	W . . . . .	83-62
03/16/2013 . . . . .	Kansas City, Mo.* . . . . .	W . . . . .	70-54
01/11/2014 . . . . .	Lawrence . . . . .	W . . . . .	86-60
02/10/2014 . . . . .	Manhattan (ot) . . . . .	L . . . . .	82-85
01/31/2015 . . . . .	Lawrence . . . . .	W . . . . .	68-57
02/23/2015 . . . . .	Manhattan . . . . .	L . . . . .	63-70
02/03/2016 . . . . .	Lawrence . . . . .	W . . . . .	77-59
02/20/2016 . . . . .	Manhattan . . . . .	W . . . . .	72-63
03/10/2016 . . . . .	Kansas City, Mo.* . . . . .	W . . . . .	85-63
01/03/2017 . . . . .	Lawrence . . . . .	W . . . . .	90-88
02/06/2017 . . . . .	Manhattan . . . . .	W . . . . .	74-71
01/13/2018 . . . . .	Lawrence . . . . .	W . . . . .	73-72
01/29/2018 . . . . .	Manhattan . . . . .	W . . . . .	70-56
03/09/2018 . . . . .	Kansas City, Mo.* . . . . .	W . . . . .	83-67
02/05/2019 . . . . .	Manhattan . . . . .	L . . . . .	67-74
02/25/2019 . . . . .	Lawrence . . . . .	W . . . . .	64-49
01/21/2020 . . . . .	Lawrence . . . . .	W . . . . .	81-60
02/29/2020 . . . . .	Manhattan . . . . .	W . . . . .	62-58
02/02/2021 . . . . .	Lawrence . . . . .	W . . . . .	74-51
02/17/2021 . . . . .	Manhattan . . . . .	W . . . . .	59-41
01/22/2022 . . . . .	Manhattan . . . . .	W . . . . .	78-75
02/22/2022 . . . . .	Lawrence . . . . .	W . . . . .	102-83
01/17/2023 . . . . .	Manhattan . . . . .	L . . . . .	82-83

\*Big 12 Championship

# THE JAYHAWKS VS. KANSAS STATE (\*STARTER)

## #0 BOBBY PETTIFORD

OPPONENT (Date)	MP	FG-A	PCT	3PT-A	PCT	FT-A	PCT	O-D-T	PF	A	TO	BLK	ST	TP
at Kansas State (1.17.23) - L	6	0-0	---	0-0	---	0-0	---	0-0-0	2	0	0	0	1	0

## #1 JOSEPH YESUFU

OPPONENT (Date)	MP	FG-A	PCT	3PT-A	PCT	FT-A	PCT	O-D-T	PF	A	TO	BLK	ST	TP
KANSAS STATE (2.22.22) - W	16	3-5	.600	2-4	.500	1-2	.500	0-1-1	1	2	0	0	1	9
at Kansas State (1.17.23) - L	21	2-5	.400	1-3	.333	0-0	---	0-3-3	3	1	0	0	1	5
<b>TOTAL (2 games)</b>	<b>37</b>	<b>5-10</b>	<b>.500</b>	<b>3-7</b>	<b>.429</b>	<b>1-2</b>	<b>.500</b>	<b>0-4-4</b>	<b>4</b>	<b>3</b>	<b>0</b>	<b>0</b>	<b>2</b>	<b>14</b>
<b>Averages</b>	<b>18.5</b>							<b>2.0</b>		<b>1.5</b>		<b>0.0</b>	<b>1.0</b>	<b>7.0</b>

## #3 DAJUAN HARRIS JR.

OPPONENT (Date)	MP	FG-A	PCT	3PT-A	PCT	FT-A	PCT	O-D-T	PF	A	TO	BLK	ST	TP
KANSAS STATE (2.2.21) - W	21	0-2	.000	0-0	---	0-0	---	0-2-2	2	5	0	0	0	0
at Kansas State (2.17.21) - W	10	0-0	---	0-0	---	0-0	---	1-1-2	2	2	2	0	3	2
*at Kansas State (1.22.22) - W	33	2-5	.400	1-1	1.000	2-2	1.000	2-3-5	2	2	0	0	1	7
*KANSAS STATE (2.22.22) - W	27	3-6	.500	0-2	.000	0-0	---	0-1-1	3	7	2	0	1	6
*at Kansas State (1.17.23) - L	42	1-7	.143	1-6	.167	0-0	---	1-1-2	2	11	4	0	2	3
<b>TOTAL (5 games, 3 starts)</b>	<b>133</b>	<b>6-20</b>	<b>.300</b>	<b>2-9</b>	<b>.222</b>	<b>2-2</b>	<b>1.000</b>	<b>4-8-18</b>	<b>11</b>	<b>27</b>	<b>8</b>	<b>0</b>	<b>7</b>	<b>18</b>
<b>Averages</b>	<b>26.6</b>							<b>3.6</b>		<b>5.4</b>		<b>0.0</b>	<b>1.4</b>	<b>3.6</b>

## #4 GRADEY DICK

OPPONENT (Date)	MP	FG-A	PCT	3PT-A	PCT	FT-A	PCT	O-D-T	PF	A	TO	BLK	ST	TP
at Kansas State (1.17.23) - L	41	4-13	.308	1-8	.125	7-8	.875	0-7-7	5	1	2	2	4	16

## #10 JALEN WILSON

OPPONENT (Date)	MP	FG-A	PCT	3PT-A	PCT	FT-A	PCT	O-D-T	PF	A	TO	BLK	ST	TP
*KANSAS STATE (2.2.21) - W	23	3-13	.231	2-6	.333	2-3	.667	3-3-6	2	3	2	0	0	10
*at Kansas State (2.17.21) - W	31	3-8	.375	1-3	.333	4-6	.667	1-8-9	0	1	1	0	0	11
*at Kansas State (1.22.22) - W	31	5-9	.555	1-3	.333	5-6	.833	4-6-10	3	0	0	0	0	16
*KANSAS STATE (2.22.22) - W	30	7-9	.778	3-4	.750	0-0	---	1-3-4	0	0	0	0	2	17
*at Kansas State (1.17.23) - L	45	12-25	.480	3-10	.300	11-12	.917	4-5-9	2	1	3	2	0	38
<b>TOTAL (5 games/5 starts)</b>	<b>160</b>	<b>30-64</b>	<b>.469</b>	<b>10-26</b>	<b>.385</b>	<b>22-27</b>	<b>.815</b>	<b>13-25-38</b>	<b>7</b>	<b>5</b>	<b>6</b>	<b>2</b>	<b>2</b>	<b>92</b>
<b>Averages</b>	<b>32.0</b>							<b>7.6</b>		<b>1.0</b>		<b>0.4</b>	<b>0.4</b>	<b>18.4</b>

## #15 KEVIN MCCULLAR (AT TEXAS TECH)

OPPONENT (Date)	MP	FG-A	PCT	3PT-A	PCT	FT-A	PCT	O-D-T	PF	A	TO	BLK	ST	TP
at Kansas State (1.14.20)	16	3-6	.500	0-0	---	4-7	.571	4-1-5	2	1	2	0	3	10
*KANSAS STATE (2.19.20)	33	3-6	.500	0-0	---	3-3	1.000	1-5-6	2	1	2	0	4	9
*KANSAS STATE (1.05.21)	27	2-6	.333	0-3	.000	2-2	1.000	1-6-7	3	1	2	2	2	6
*at Kansas State (2.06.21)	36	4-8	.500	3-4	.750	4-5	.800	2-4-6	3	4	1	0	0	15
*at Kansas State (1.15.22)	35	3-9	.333	0-0	---	0-0	---	1-4-5	4	3	5	1	1	6
*at Kansas State (1.17.23) - L	23	0-2	.000	0-2	.000	0-2	.000	1-6-7	5	3	2	0	1	0
<b>TOTAL (6 games/5 starts)</b>	<b>170</b>	<b>15-37</b>	<b>.405</b>	<b>3-9</b>	<b>.333</b>	<b>13-19</b>	<b>.684</b>	<b>10-26-36</b>	<b>19</b>	<b>13</b>	<b>14</b>	<b>3</b>	<b>11</b>	<b>46</b>
<b>Averages</b>	<b>28.3</b>							<b>6.0</b>		<b>2.2</b>		<b>0.5</b>	<b>1.8</b>	<b>7.7</b>

## #20 MICHAEL JANKOVICH

OPPONENT (Date)	MP	FG-A	PCT	3PT-A	PCT	FT-A	PCT	O-D-T	PF	A	TO	BLK	ST	TP
KANSAS STATE (1.12.20) - W	3	1-1	1.000	1-1	1.000	1-2	.500	0-0-0	0	0	0	0	0	4
KANSAS STATE (2.22.22) - W	1	0-0	---	0-0	---	0-0	---	0-0-0	0	0	0	0	0	0
<b>TOTAL (2 games)</b>	<b>4</b>	<b>1-1</b>	<b>1.000</b>	<b>1-1</b>	<b>1.000</b>	<b>1-2</b>	<b>.500</b>	<b>0-0-0</b>	<b>0</b>	<b>0</b>	<b>1</b>	<b>0</b>	<b>0</b>	<b>4</b>
<b>Averages</b>	<b>2.0</b>							<b>0.0</b>		<b>0.0</b>		<b>0.0</b>	<b>0.0</b>	<b>2</b>

## #21 ZACH CLEMENCE

OPPONENT (Date)	MP	FG-A	PCT	3PT-A	PCT	FT-A	PCT	O-D-T	PF	A	TO	BLK	ST	TP
KANSAS STATE (2.22.22) - W	5	0-1	.000	0-1	.000	0-0	---	0-2-2	2	0	1	0	1	0
at Kansas State (1.17.23) - L	6	1-2	.500	0-0	---	0-0	---	0-2-2	1	0	1	0	0	0
<b>TOTAL (2 games)</b>	<b>11</b>	<b>1-3</b>	<b>.333</b>	<b>0-1</b>	<b>.000</b>	<b>0-0</b>	<b>.000</b>	<b>0-4-4</b>	<b>3</b>	<b>0</b>	<b>2</b>	<b>0</b>	<b>1</b>	<b>0</b>
<b>Averages</b>	<b>5.5</b>							<b>4.0</b>		<b>0.0</b>		<b>0.0</b>	<b>0.5</b>	<b>0.0</b>

## #24 K.J. ADAMS JR.

OPPONENT (Date)	MP	FG-A	PCT	3PT-A	PCT	FT-A	PCT	O-D-T	PF	A	TO	BLK	ST	TP
at Kansas State (1.22.22) - W	6	0-0	---	0-0	---	0-0	---	0-0-0	1	0	0	0	0	0
KANSAS STATE (2.22.22) - W	3	0-0	---	0-0	---	0-1	.000	0-0-0	0	1	1	0	0	0
*at Kansas State (1.17.23) - L	33	6-6	1.000	0-0	---	5-10	.500	2-0-2	5	4	2	0	0	17
<b>TOTAL (3 games, 1 start)</b>	<b>42</b>	<b>6-6</b>	<b>1.000</b>	<b>0-0</b>	<b>---</b>	<b>5-11</b>	<b>.454</b>	<b>2-0-2</b>	<b>6</b>	<b>5</b>	<b>3</b>	<b>0</b>	<b>0</b>	<b>17</b>
<b>Averages</b>	<b>14.0</b>							<b>0.7</b>		<b>1.7</b>		<b>0.0</b>	<b>0.0</b>	<b>5.7</b>



0

**BOBBY PETTIFORD**

SO • G • 6-1 • 190 • Durham, N.C. • South Granville HS • Twitter: @bobbypettiford • IG: @bobbypettiford

**2022-23 SEASON STATS**

PPG	RPG	APG	FG%	3FG%	FT%
<b>2.8</b>	<b>1.3</b>	<b>1.9</b>	<b>57.1</b>	<b>33.3</b>	<b>66.7</b>
CAREER					
2.2	1.1	1.5	56.1	22.2	70.0

**CAREER HIGHS**

Points	13	vs. Omaha (11.7.22)
Field Goals	6	vs. Omaha (11.7.22)
Rebounds	4	vs. Stony Brook (11.18.21)
Assists	8	vs. North Dakota State (11.10.22)
Blocks	1	vs. Duke (11.15.22)
Steals	2	Omaha (11.7.22)
Minutes	24	at Texas Tech (1.3.23)

**NOTES**

Set career highs in points (13) and steals (2) vs. Omaha (11.7) and assists (8) vs. NDSU (11.10) ... In 2021-22, played in 14 games and had season-ending surgery in February ... Averaged 8.0 minutes per contest in 2021-22 ... Logged 10 minutes vs Kentucky (1.29) ... Played a season-high 20 minutes vs. Stony Brook (11.18) ... 2020-21 All-State and named 2021 Carolinas Classic All-Star Game at South Granville HS and is it's all-time leader in scoring with 1,944 career points, assists (615) and steals (288) ... In 2019-20, set the school season records in points (677), assists (230) and steals (95).



1

**JOSEPH YESUFU**

JR • G • 6-0 • 180 • Bolingbrook, Ill. • Bolingbrook HS / Drake • Twitter: @\_ilijoe1 • IG: @joe.yesufu1

**2022-23 SEASON STATS**

PPG	RPG	APG	FG%	3FG%	FT%
<b>3.3</b>	<b>1.1</b>	<b>0.3</b>	<b>36.2</b>	<b>28.2</b>	<b>66.7</b>
CAREER					
5.9	1.2	1.1	41.3	32.3	80.5

**CAREER HIGHS (\*AT DRAKE)**

*Points	36	vs. Evansville (2.2.21)
*Field Goals	12	vs. Evansville (2.2.21)
*Rebounds	6	vs. Simpson (11.17.19)
*Assists	6	vs. Chicago State (12.20.20)
*Blocks	2	vs. Evansville (2.22.21)
*Steals	4	vs. Simpson (11.17.19)
*Minutes	40	5x, last vs. Wichita State (3.18.21)

**NOTES**

Averaging 11.7 minutes, 3.3 ppg in 20 games in 2022-23 ... Scored a KU career-high 14 points on 6-11 FGs, 2-6 3FGs vs. Texas Southern (11.28) & vs. Tennessee (11.25) ... Averaged 9.2 minutes and 2.1 ppg with 11 3FGs made in 2021-22 ... Averaged 12.8 points per game in 2020-21 for Drake, including 23.2 points in the final nine games of the year ... Started the last seven games of the 2020-21 season, including four post-season contests ... Was the 2021 MVC Sixth Man of the Year ... Was chosen to the league's all-bench and most improved teams ... Named to the 2021 MVC All-Tournament ... 2021 MVC scholar athlete.



3

**DAJUAN HARRIS JR.**

JR-RS • G • 6-1 • 170 • Columbia, Mo. • Rock Bridge HS • Twitter: @DajuanH10 • IG: @dajuanharr1s

**2022-23 SEASON STATS**

PPG	RPG	APG	FG%	3FG%	FT%
<b>7.2</b>	<b>2.2</b>	<b>6.5</b>	<b>44.4</b>	<b>42.5</b>	<b>72.7</b>
CAREER					
4.8	1.5	4.0	44.1	39.7	76.8

**CAREER HIGHS**

Points	18	at Texas Tech (1.3.23)
Field Goals	6	3x, last at Texas Tech (1.3.23)
Rebounds	5	2x, last vs. Southern Utah (11.18.22)
Assists	11	at Kansas State (1.17.23)
Blocks	4	vs. Texas (3.5.22)
Steals	4	5x, last vs. Southern Utah (11.18.22)
Minutes	43	at Kansas State (1.17.23)

**NOTES**

Is second in the Big 12 in assists per game (6.5), 6th nationally and first in the conference in assist-to-turnover ratio (3.1) ... Scored a career-high 18 pts. at Texas Tech (1.3) ... Dished out his career high with 11 assists at Kansas State (1.17) ... In 2021-22, led the Big 12 in assist-to-turnover ratio (2.81), which was 14th nationally ... Was 5th in the conference in assists at 4.2 and 8th in steals (1.5) in 2021-22 ... Averaged 5.4 points and 1.4 rebounds in 2021-22 starting 39 of 40 games played ... Two-time Academic All-Big 12 First Team selection ... Will graduate from KU in May 2023 with a liberal arts & science degree.

... 2020-21: Averaged 6.7 ppg and 4.3 apg in the last three games of



4

**GRADEY DICK**

FR • G • 6-8 • 205 • Wichita, Kan. • Sunrise Christian Academy • Twitter: @gradey\_dick • IG: @gr3d3y

**2022-23 SEASON STATS**

PPG	RPG	APG	FG%	3FG%	FT%
<b>14.8</b>	<b>5.2</b>	<b>1.8</b>	<b>44.9</b>	<b>42.7</b>	<b>83.9</b>
CAREER					
14.8	5.2	1.8	44.9	42.7	83.9

**CAREER HIGHS**

Points	25	vs. NC State (11.23.22)
Field Goals	9	vs. Omaha (11.7.22)
Rebounds	9	vs. Oklahoma State (12.31.22)
Assists	5	at Missouri (12.10.22)
Blocks	2	at Kansas State (1.17.23)
Steals	5	vs. Indiana (12.17.22)
Minutes	42	at Kansas State (1.17.23)

**NOTES**

On the midseason Wooden Award and Oscar Robertson Trophy watch lists ... In the Big 12 ranks 10th in points (14.8), 1st in 3FG% (42.7) and 3rd in 3FGM (2.5) ... Leads KU with 53 3FGs made ... Scored 23 points in his KU debut against Omaha (11.7) ... A Kansas product who was the 2022 Gatorade Player of the Year, becoming only the second KU player to earn the distinction (Andrew Wiggins in 2013) ... Played prep for powerhouse Sunrise Christian Academy in Bel Aire, Kansas, where he was named a 2022 McDonald's All-American ... One of three McDonald's All-Americans in the freshman class - MJ Rice and Ernest Udeh Jr.



5

**KYLE CUFFE JR.**

SO • G • 6-2 • 180 • Harlem, N.Y. • Blair Academy • Twitter: @kylecuffejr • IG: @kylecuffejr5

**2022-23 SEASON STATS**

PPG	RPG	APG	FG%	3FG%	FT%
<b>0.0</b>	<b>0.5</b>	<b>0.0</b>	<b>0.0</b>	<b>-</b>	<b>0.0</b>
CAREER					
0.0	0.5	0.0	0.0	-	0.0

**CAREER HIGHS**

Points	-	
Field Goals	-	
Rebounds	1	vs. Omaha (11.7.22)
Assists	-	
Blocks	-	
Steals	-	
Minutes	4	vs. North Dakota State (11.10.22)

**NOTES**

Played in the first two games before hurting his right knee in practice and has not played since ... Redshirted the 2021-22 season ... Played for powerhouse Blair Academy in Blairstown, New Jersey ... Son of former St. John's power forward Kyle Cuffe Sr., who attended Rice High School in New York City, the same high school as former KU standout guard Russell Robinson ... Combo guard who verbally committed to Kansas in December 2020 and reclassified for 2021.



10

**JALEN WILSON**

SO-RS • F • 6-8 • 215 • Denton, Texas • John H. Guyer HS • Twitter: @thejalenwilson • IG: @thejalenwilson

**2022-23 SEASON STATS**

PPG	RPG	APG	FG%	3FG%	FT%
<b>21.4</b>	<b>8.6</b>	<b>2.5</b>	<b>43.6</b>	<b>34.8</b>	<b>78.3</b>
CAREER					
13.5	7.7	2.0	43.6	31.6	71.1

**CAREER HIGHS**

Points	38	at Kansas State (1.17.23)
Field Goals	12	2x, last at Kansas State (1.17.23)
Rebounds	15	2x, last at Oklahoma State (1.4.22)
Assists	7	vs. Omaha (11.7.22)
Blocks	2	4x, last at Kansas State (1.17.23)
Steals	3	3x, last at Missouri (12.10.22)
Minutes	48	vs. Texas Tech (1.24.22)

**NOTES**

National player of the year candidate ... Leads the Big 12 and is tied for 11th nationally in scoring at 21.4 ppg ... Is second in the Big 12 in rebounds at 8.6 rpg and first in double-doubles (8), which is 31st nationally ... Posted back-to-back 30+ pts vs. TCU (1.21) and a career-high 38 pts. at Kansas State (1.17) ... Preseason All-Big 12 (unanimous selection) and on many preseason All-America teams ... One of 20 for the Julius Erving Small Forward of the Year Watch List ... 2021-22: All-Big 12 Third Team ... Was 2nd in the Big 12 in rebounds at 7.4 rpg ... Posted 7 double-doubles, including three in the 2022 NCAA Tournament ... Entered the 2021 and 2022 NBA Drafts and returned to KU ... Will graduate from KU in May 2023 with a bachelor's degree in communications studies.





11

**MJ RICE** FR • G • 6-5 • 220 • Henderson, N.C. • Prolific Prep (Calif.) • Twitter: @MJrice\_1 • IG: @mjrice2

## 2022-23 SEASON STATS

PPG	RPG	APG	FG%	3FG%	FT%
<b>3.0</b>	<b>0.8</b>	<b>0.2</b>	<b>44.4</b>	<b>15.4</b>	<b>66.7</b>
CAREER					
3.0	0.8	0.2	44.4	15.4	66.7

## CAREER HIGHS

Points	19	vs. Texas Southern (11.28.22)
Field Goals	6	vs. Texas Southern (11.28.22)
Rebounds	4	vs. North Dakota State (11.10.22)
Assists	2	vs. North Dakota State (11.10.22)
Blocks	1	2x, last vs. Kentucky (1.28.23)
Steals	1	4x, last vs. Kentucky (1.28.23)
Minutes	22	vs. Texas Southern (11.28.22)

## NOTES

Has played in 14 games this season with a 7.7 minutes per game average ... Scored a career-high 19 points against Texas Southern (11.28) ... Made his college debut against North Dakota State (11.10) and had 10 points, four rebounds and two assists in 18 minutes ... A five-star recruit who was a 2022 McDonald's All-American ... Described as a big-time scorer who has a strong, mature body and is explosive ... One of three McDonald's All-Americans in the Kansas freshman class along with Grady Dick and Ernest Udeh Jr.



12

**WILDER EVERS** FR • G • 6-3 • 190 • Birmingham, Ala. • Oak Mountain HS • Twitter: @EversWilder • IG: @wilderevers

## 2021-22 SEASON STATS

PPG	RPG	APG	FG%	3FG%	FT%
-	-	-	-	-	-
CAREER					
-	-	-	-	-	-

## CAREER HIGHS

Points	-
Field Goals	-
Rebounds	-
Assists	-
Blocks	-
Steals	-
Minutes	-

## NOTES

A walk-on from Birmingham, Alabama, who will provide depth at the guard spots ... Comes from a family with Kansas ties as his brother plays baseball for KU and his parents competed in track and field at KU.



13

**CHARLIE MCCARTHY** SO • G • 6-2 • 195 • Rancho Mirage, Calif. • Shadow Hills HS • IG: @chmac.32

## 2022-23 SEASON STATS

PPG	RPG	APG	FG%	3FG%	FT%
-	-	-	-	-	-
CAREER					
-	-	-	-	-	-

## CAREER HIGHS

Points	-
Field Goals	-
Rebounds	-
Assists	-
Blocks	-
Steals	-
Minutes	-

## NOTES

A member of the 2022 NCAA National Championship team ... Comes from a KU family as both parents are two of 23 family members who have graduated from KU with many still residing in the Lawrence, Kansas City and Salina, Kansas, areas ... His father, Kent, played baseball at KU ... Has an older sister, Annie, who attends KU, and a younger sister, Molly, is a freshman on the Kansas volleyball team ... Great grandfather was Howard Engleman, who played basketball at KU for coach Phog Allen and had his KU jersey retired in 2003 ... As a youth, attended numerous Kansas Bill Self Basketball Camps.



15

**KEVIN MCCULLAR** RS-SR • G • 6-6 • 210 • San Antonio, Texas. • Wagner HS/Texas Tech • Twitter: @Kevin\_McCullar • IG: @kevinmccullarjr

## 2022-23 SEASON STATS

PPG	RPG	APG	FG%	3FG%	FT%
<b>10.4</b>	<b>7.5</b>	<b>2.1</b>	<b>43.3</b>	<b>29.7</b>	<b>75.9</b>
CAREER					
9.0	5.1	2.0	43.2	29.8	72.7

## CAREER HIGHS (\*AT TEXAS TECH)

*Points	24	vs. Grambling (11.12.21)
*Field Goals	9	vs. Grambling (11.12.21)
Rebounds	12	2x, last vs. Kentucky (1.28.23)
*Assists	7	vs. Alabama State (12.28.21)
*Blocks	4	vs. Baylor (1.16.21)
*Steals	6	vs. Texas (3.11.21)
*Minutes	44	at Kansas (1.24.22)

## NOTES

Naismith Defensive Player of the Year Watch List ... Leads the Big 12 in steals per game (2.5), which is 8th nationally ... Has 36 steals in his last 13 games ... Had a double-double with 14 points and a career-high 12 rebounds against Baylor (1.23). Had back-to-back double-doubles with 11 points, 11 rebounds vs. Indiana (12.17) and 14 points, 11 rebounds vs. Harvard (12.22) ... Scored a KU career-high 21 points at Missouri (12.10) ... A transfer from Texas Tech who played in 78 games with 49 starts his three seasons at TTU ... Preseason All-Big 12 HM ... One of 20 on the Jerry West Shoot Guard of the Year Watch List ... Was a semifinalist for the Naismith Defensive Player of the Year award in 2021-22 ... Will graduate from Kansas in May 2023 with a liberal arts & sciences degree.



20

**MICHAEL JANKOVICH** SR • G • 6-5 • 190 • Dallas, Texas • Northfield Mount Hermon [Mass.] • Twitter: @michael\_jank • IG: @mjankovich

## 2022-23 SEASON STATS

PPG	RPG	APG	FG%	3FG%	FT%
<b>1.6</b>	<b>0.0</b>	<b>0.0</b>	<b>80.0</b>	<b>75.0</b>	-
CAREER					
1.0	0.1	0.02	45.0	41.1	75.0

## CAREER HIGHS

Points	5	vs. Monmouth (11.15.19)
Field Goals	1	9x, last vs. TCU (1.21.23)
Rebounds	1	3x, last vs. Nevada (12.29.21)
Assists	1	vs. Chaminade (11.25.19)
Blocks	-	-
Steals	1	2x, last vs. USC (3.22.21)
Minutes	5	2x, last vs. Monmouth (11.15.19)

## NOTES

Has played in 28 games while at Kansas, including seven this season ... Played in 10 contests in 2021-22 ... Is 8-for-19 FGs for his career, including 7-18 3FGs ... Played in 10 games in 2019-20 ... An invited walk-on who has solid range from beyond the arc ... Son of former SMU head coach Tim Jankovich, who spent five seasons as an assistant coach on Bill Self's staffs at Illinois and Kansas ... Lived in Lawrence from ages 4-8 while his father was on the KU staff.



21

**ZACH CLEMENCE** SO • F • 6-10 • 230 • San Antonio, Texas • Sunrise Christian Academy (Kan.) • Twitter: @BIGZTEXAS • IG: @zachary\_clemence

## 2022-23 SEASON STATS

PPG	RPG	BPG	FG%	3FG%	FT%
<b>1.2</b>	<b>1.4</b>	<b>0.1</b>	<b>28.0</b>	<b>18.2</b>	<b>40.0</b>
CAREER					
1.7	1.7	0.1	33.9	23.5	47.1

## CAREER HIGHS

Points	11	vs. Stony Brook (11.18.21)
Field Goals	3	2x, last vs. Oklahoma (1.10.23)
Rebounds	6	2x, last vs. Oklahoma State (2.14.22)
Assists	3	vs. Texas Southern (3.17.22)
Blocks	2	vs. Oklahoma State (2.14.22)
Steals	2	vs. Michigan State (11.9.21)
Minutes	12	2x, last vs. Oklahoma (1.10.23)

## NOTES

Scored a season-high 10 points on 3-6 shooting and 2-2 from 3FG vs. Oklahoma (1.10) ... Averaging 5.8 minutes and 1.4 rebounds in 15 games in 2022-23 ... Tied his season high with three rebounds vs. Harvard (12.22) ... Averaged 5.2 minutes per game last season ... Played his junior and senior prep career at national powers Sunrise Academy and Findley Prep ... Sunrise Academy went 21-4 in 2020-21 and was runner-up at the 2021 GEICO High School National Championship in Florida ... Attended Bill Self Basketball Camp and one of his counselors was 2021-22 teammate Mitch Lightfoot.

**22****DILLON WILHITE**

RS-FR • F • 6-9 • 240 • San Diego, Calif. • Cathedral Catholic HS • Twitter: @dillonwilhite • IG: @dillon.wilhite

**2022-23 SEASON STATS**

PPG	RPG	APG	FG%	3FG%	FT%
<b>0.0</b>	<b>0.0</b>	<b>0.0</b>	-	-	-
CAREER					
<b>0.0</b>	<b>0.0</b>	<b>0.0</b>	-	-	-

**CAREER HIGHS**

Points	-
Field Goals	-
Rebounds	-
Assists	-
Blocks	-
Steals	-
Minutes	2 2x, last vs. Texas Southern (11.28.22)

**NOTES**

Made his college debut playing the final two minutes vs. NDSU (11.10) ... Redshirted the 2021-22 season ... Played basketball and volleyball in high school ... Comes from an athletic family as his sisters play volleyball at Georgetown, his father, who grew up in Lawrence, played golf at TCU and he has three cousins who played college football and an aunt who played college golf ... Cousin Brent Brennan is the head football coach at San Jose State ... Grandmother, Joanie Wilhite Stephens, has worked at Kansas Athletics for 38 years, including 25 years in the men's basketball office.

**23****ERNEST UDEH JR.**

FR • C • 6-11 • 250 • Orlando, Fla. • Cathedral Catholic HS • Twitter: @ernestudehjr • IG: @ernestudehjr

**2022-23 SEASON STATS**

PPG	RPG	BPG	FG%	3FG%	FT%
<b>2.0</b>	<b>1.7</b>	<b>0.5</b>	<b>68.4</b>	-	<b>50.0</b>
CAREER					
<b>2.0</b>	<b>1.7</b>	<b>0.5</b>	<b>68.4</b>	-	<b>50.0</b>

**CAREER HIGHS**

Points	10	vs. Seton Hall (12.1.22)
Field Goals	4	2x, last vs. Seton Hall (12.1.22)
Rebounds	5	2x, last vs. Texas Southern (11.28.22)
Assists	1	3x, last at Missouri (12.10.22)
Blocks	4	vs. Duke (11.15.22)
Steals	1	4x, last vs. Oklahoma State (12.31.22)
Minutes	14	vs. Omaha (11.7.22)

**NOTES**

Averaging 7.3 minutes, 2.0 ppg and 1.7 rpg ... Scored a career-high 10 points vs. Seton Hall (12.1) ... A true big man who is long and athletic ... Plays with energy and runs the floor well ... One of three McDonald's All-Americans in KU's freshmen class, along with Grady Dick and MJ Rice ... Has been called the best dancer and singer on the team.

**24****KJ ADAMS JR.**

SO • F • 6-7 • 220 • Austin, Texas • Westlake HS • Twitter: @kj\_atz • IG: @kjadams

**2022-23 SEASON STATS**

PPG	RPG	BPG	FG%	3FG%	FT%
<b>10.7</b>	<b>4.3</b>	<b>1.0</b>	<b>64.1</b>	<b>0.0</b>	<b>61.3</b>
CAREER					
<b>4.5</b>	<b>2.1</b>	<b>0.5</b>	<b>62.4</b>	<b>0.0</b>	<b>61.0</b>

**CAREER HIGHS**

Points	22	vs. Oklahoma (1.10.22)
Field Goals	9	at Missouri (12.10.22)
Rebounds	9	vs. Omaha (11.7.22)
Assists	4	2x, last vs. Texas Southern (11.28.22)
Blocks	3	vs. Southern Utah (11.18.22)
Steals	4	vs. Harvard (12.22.22)
Minutes	34	at Kansas State (1.17.22)

**NOTES**

Has started all 21 games ... Named Big 12 Player of the Week Jan. 16 ... Scored a career-high 22 points vs. Oklahoma (1.10) ... Scored in double figures in 11-straight games played and 11 times this season ... Pulled down a career-high nine rebounds vs. Omaha (11.7) ... 2022 Big 12 All-Freshman Team ... In 2021-22, played in 37 games as a freshman with one start, averaging 4.8 minutes and 1.0 points per game last season ... Following the 2020-21 season, won the American Family Insurance Slam Dunk Championship in conjunction with the 2021 Final Four on CBS ... Played lacrosse as a youth.

**31****CAM MARTIN**

RS-SR • F • 6-9 • 230 • Yukon, Okla. • Yukon HS / Missouri Southern State • Twitter: @cam\_martin31 • IG: @cam-martin31

**2022-23 SEASON STATS STATE**

PPG	RPG	APG	FG%	3FG%	FT%
<b>1.8</b>	<b>0.5</b>	<b>0.0</b>	<b>75.0</b>	<b>100.0</b>	-
CAREER					
<b>18.3</b>	<b>7.4</b>	<b>1.7</b>	<b>58.6</b>	<b>39.3</b>	<b>78.6</b>

**CAREER HIGHS (\*AT MISSOURI SOUTHERN ST.)**

*Points	54	at Missouri Western (2.22.20)
*Field Goals	18	at Minnesota State (11.10.18)
*Rebounds	21	vs. Lincoln (2.4.21)
*Assists	7	3x, last at Newman (11.21.20)
*Blocks	5	vs. Northeastern State (1.29.20)
*Steals	4	vs. Northwest Missouri State (2.2.21)
*Minutes	41	vs. Central Oklahoma (2.27.21)

**NOTES**

Played his first game this season at Missouri (12.10) after being out with an injury ... Scored his first 3FG as time expired vs. Indiana ... Was a redshirt for the 2021-22 season ... Came to KU with 2,155 career points, 876 rebounds, 108 blocks and 67 steals ... Two-time MIAA all-conference first team his junior and senior seasons while at Missouri Southern State ... Finalist for the 2021 Bevo Francis Small College Basketball Player of the Year Award after being named first-team All-MIAA, All-Region and All-American while also being a member of the MIAA All-Tournament Team ... Missouri Southern's second-leading career scorer with 2,040 points.

**35****ZUBY EJIOFOR**

FR • F • 6-9 • 240 • Garland, Texas • Garland HS • Twitter: @Zubyejiofor • IG: @zubyejiofor

**2022-23 SEASON STATS**

PPG	RPG	BPG	FG%	3FG%	FT%
<b>1.4</b>	<b>1.9</b>	<b>0.7</b>	<b>61.1</b>	-	<b>50.0</b>
CAREER					
<b>1.4</b>	<b>1.9</b>	<b>0.7</b>	<b>61.1</b>	-	<b>50.0</b>

**CAREER HIGHS**

Points	8	vs. Indiana (12.17.22)
Field Goals	4	vs. Indiana (12.17.22)
Rebounds	7	vs. North Dakota State (11.10.22)
Assists	1	2x, last at Texas Tech (1.3.23)
Blocks	2	2x, last at Texas Tech (1.3.23)
Steals	1	3x, last vs. Harvard (12.22.22)
Minutes	12	vs. Indiana (12.17.22)

**NOTES**

Averaging 5.6 minutes per contest ... Scored a career-high eight points vs. Indiana (12.17) ... Pulled down five rebounds versus Duke (11.15) ... Had three points and seven rebounds against North Dakota State (11.10) ... A combo forward who mainly plays the five ... Plays with high energy ... A dominant player inside as he averaged a combined 20.6 points, 12.4 rebounds and 3.4 blocked shots his junior and senior seasons at Garland (Texas) High School.



R O C K C H A L K J A Y H A W K

## TV/RADIO ROSTER

// 2022-23 KANSAS MEN'S BASKETBALL



**0** **BOBBY PETTIFORD**  
So. / G / 6-1 / 190  
Durham, N.C.



**1** **JOSEPH YESUFU**  
Jr. / G / 6-0 / 180  
Bolingbrook, Ill.



**3** **DAJUAN HARRIS JR.**  
Jr-RS. / G / 6-1 / 175  
Columbia, Mo.



**4** **GRADEY DICK**  
Fr. / G / 6-8 / 205  
Wichita, Kan.



**5** **KYLE CUFFE JR.**  
Fr-RS / G / 6-2 / 185  
Harlem, N.Y.



**10** **JALEN WILSON**  
Jr-RS / F / 6-8 / 220  
Denton, Texas



**11** **MJ RICE**  
Fr. / G / 6-5 / 215  
Henderson, N.C.



**12** **WILDER EVERS**  
Fr. / G / 6-3 / 190  
Birmingham, Ala.



**13** **CHARLIE MCCARTHY**  
So. / G / 6-2 / 195  
Rancho Mirage, Calif.




**15** **KEVIN MCCULLAR JR.**  
Sr-RS / G / 6-6 / 210  
San Antonio, Texas



**20** **MICHAEL JANKOVICH**  
Sr. / G / 6-5 / 190  
Dallas, Texas



**21** **ZACH CLEMENCE**  
So. / F / 6-10 / 230  
San Antonio, Texas



**22** **DILLON WILHITE**  
F-RS. / F / 6-9 / 240  
San Diego, Calif.



**23** **ERNEST UDEH JR.**  
Fr. / C / 6-11 / 250  
Orlando, Fla.



**24** **KJ ADAMS JR.**  
So. / F / 6-7 / 220  
Austin, Texas



**31** **CAM MARTIN**  
Sr-RS / F / 6-9 / 230  
Yukon, Okla.



**35** **ZUBY EJIOFOR**  
Fr. / F / 6-9 / 240  
Garland, Texas



**HC** **BILL SELF**  
Head Coach  
20th Year at Kansas



**KURTIS TOWNSEND**  
Assistant Coach  
19th Year at Kansas



**NORM ROBERTS**  
Assistant Coach  
12th Year at Kansas



**JEREMY CASE**  
Assistant Coach  
Eighth Year at Kansas




**FRED QUARTLEBAUM**  
Director of Operations  
10th Year at Kansas



**BRENNAN BECHARD**  
Director of Scouting  
12th Year at Kansas



**JOE DOOLEY**  
Director of Student-Athlete Development



**DR. RAMSEY NIJEM**  
Director of Sport Performance  
Fourth Year at Kansas