

**JAYHAWKS**  
**17-8**  
OVERALL  
**Bill Self**  
HEAD COACH

**11-6**  
BIG 12  
**#17 / #19**  
RANKING (AP/COACHES)  
**518-117 (.816)**  
RECORD AT KU, 18TH SEASON

**BEARS**  
**18-0**  
OVERALL  
**Scott Drew**  
HEAD COACH

**10-0**  
BIG 12  
**#2 / #2**  
RANKING (AP/COACHES)  
**360-213 (.628)**  
RECORD AT BAYLOR, 18TH SEASON

## SCHEDULE (H: 11-1; A: 4-6; N: 2-1)

DATE	KU Rnk	OPP Rnk	OPPONENT	TV	Time/Result
<b>NOVEMBER (1-1)</b>					
26	6/5	1/2	Gonzaga%	FOX	L, 90-102
27	6/5	-/-	Saint Joseph's%	FSI	W, 94-72

<b>DECEMBER (7-0)</b>					
1	7/5	20/9	Kentucky#	ESPN	W, 65-62
3	7/5	-/-	WASHBURN	B12 NOW	W, 89-54
5	7/5	-/-	NORTH DAKOTA ST.	B12 NOW	W, 65-61
8	5/5	8/7	CREIGHTON-	ESPN	W, 73-72
11	5/5	-/-	OMAHA	ESPN2	W, 95-50
13	5/5	-/-	TARLETON STATE	B12 NOW	CANCELED
17	5/5	14/14	at Texas Tech*	ESPN	W, 58-57
22	3/4	7/6	WEST VIRGINIA*	ESPN2	W, 79-65

<b>JANUARY (3-5)</b>					
2	3/4	8/9	TEXAS*	ESPN2	L, 59-84
5	6/6	-/-	at TCU*	ESPN	W, 93-64
9	6/6	rv/rv	OKLAHOMA*	CBS	W, 63-59
12	6/7	rv/rv	at Oklahoma State*	B12 NOW	L, 70-75
18	9/9	2/2	at Baylor*	ESPN	L, 69-77
23	9/9	-/-	at Oklahoma*	ESPN	L, 68-75
28	15/18	-/-	TCU*	B12 NOW	W, 59-51
30	15/18	18/17	at Tennessee*	ESPN	L, 61-80

<b>FEBRUARY (6-2)</b>					
2	23/22	-/-	KANSAS STATE*	B12 NOW	W, 74-51
6	23/22	17/18	at West Virginia*	CBS	L, 79-91
8	rv/rv	23/24	OKLAHOMA STATE*	ESPN	W, 78-66
11	rv/rv	-/-	IOWA STATE*	B12 NOW	W, 97-64
13	rv/rv	-/-	at Iowa State*	ABC	W, 64-50
17	23/24	-/-	at Kansas State*	B12 NOW	W, 59-41
20	23/24	15/11	TEXAS TECH*	ESPN	W, 67-61
23	17/19	14/16	at Texas*	ESPN	L, 72-75 (OT)
27	-/-	-/-	BAYLOR*	ESPN	7 p.m.

<b>MARCH (0-0)</b>					
10-13	Big 12 Championship (Kansas City, Mo.)				

All times Central and subject to change.

Rank: AP Top 25 / USA Today Coaches' Poll

% Rockgate Mortgage Fort Meyers Tip-Off (Fort Meyers, Fla.); # State Farm Champions Classic (Indianapolis); - Big 12/Big East Battle; \* SEC/Big 12 Challenge; \* Big 12 Conference Game; HOME GAMES IN ALL CAPS and bold

## COMMUNICATIONS

### CHRIS THEISEN

Asst. AD for Comms.

e theisen@ku.edu

c 785.331.9356

### ANDY EISCH

Asst. Comms. Director

e aeisch@ku.edu

c 785.330.3698

## #2/2 BAYLOR AT #17/19 KANSAS

Lawrence, Kan. • Allen Fieldhouse  
Saturday, February 27, 2021 • 7 p.m. (CT)



**Play-by-Play:** Dan Shulman

**Analyst:** Jay Bilas

**Producer:** Jeff Dufine

**Director:** Doug Holmes



**JAYHAWK RADIO NETWORK**

**Radio:** IMG Jayhawk Radio Network

**Webcast:** KUAthletics.com/Radio

**Play-by-Play:** Brian Hanni

**Analyst:** Greg Gurley

**Producer/Engineer:** Steve Kincaid

### TIPOFF

- No. 17/19 Kansas (17-8, 11-6) takes on No. 2/2 Baylor (18-0, 10-0) Saturday, Feb. 27, at 7 p.m. (CT) on ESPN.
- It's Senior Night for Kansas. Beginning in 1983-84, Kansas has won a mind-boggling 37 consecutive Senior Nights.
- Kansas is 11-6 in Big 12 play, which is the most wins in the league and one victory more than league-leading Baylor (10-0). With a 64.7 league winning percentage, KU is third behind West Virginia (69.2%) in the Big 12 standings with both trailing Baylor.
- Baylor will be the 13th Associated Press ranked team Kansas will play in 2020-21. KU is 6-6 versus ranked opponents this season and its 12 games are tied with Northwestern for the most in NCAA DI this season. KU's six wins are tied for the most in NCAA Division I with Iowa and Michigan.
- Since Bill Self's first season, the Jayhawks are 16-5 against AP top-10 teams inside Allen Fieldhouse, including 2-1 this season.
- With its win against Texas Tech (2/20), KU has now won 11 league games for the 27th consecutive season. The current 27-year streak with 10-plus league wins is the longest active streak in the nation. KU has won 10 or more conference games 58 times overall.
- Kansas is No. 12 in NET nationally in strength of schedule among the 357 teams listed. Kansas' NET is No. 17, which is third in the conference.
- Kansas' 13 Quadrant 1 games played in 2020-21 are tied for the most in the Big 12 with Kansas State. KU is 5-8 versus Quadrant 1 teams, 3-0 vs. Q2, 3-0 vs. Q3, 5-0 vs. Q4.
- Six of Kansas' eight losses have been to ranked teams and the other two losses are to teams that have moved into the top 25 of either the Associated Press or Coaches' polls (at Oklahoma and at Oklahoma State).
- Redshirt-freshman Jalen Wilson is third in the Big 12 in rebounding at 8.2 rpg. His nine double-doubles are second overall in the Big 12. He has six double-doubles in the last seven games.
- Junior David McCormack leads the Big 12 in field goal percentage at 50.2%.

### SERIES AT A GLANCE (P. 40 FOR MORE SERIES BREAKDOWN)

OVERALL	KANSAS LEADS, 33-7
at Lawrence (Allen Fieldhouse)	KU leads, 17-1 (16-1)
Last Meeting	BU, 77-69 (1.18.21 @ Waco)



73.6	POINTS PER GAME	>>	86.4
43.7	FG%	>>	50.3
34.8	3FG%	>>	43.2
71.3	<<	FT%	70.5
38.2	<<	REBOUNDS PER GAME	37.4
13.9	ASSISTS PER GAME	>>	17.7
4.1	<<	BLOCKS PER GAME	4.1
6.8	STEALS PER GAME	>>	9.7
66.3	SCORING DEFENSE	>>	63.3
40.8	<<	FG% DEFENSE	41.9
32.5	<<	3FG% DEFENSE	32.8
+3.8	REBOUND MARGIN	>>	+5.9
1.1	AST-TO RATIO	>>	1.4

### LAST GAME STARTERS

<b>0 GARRETT</b> SR • GUARD	<b>2 BRAUN</b> SO • GUARD	<b>10 WILSON</b> RS-FR • FORWARD	<b>30 AGBAJI</b> JR • GUARD	<b>33 MCCORMACK</b> JR • FORWARD
MIN <b>32.4</b>	MIN <b>30.7</b>	MIN <b>29.3</b>	MIN <b>33.3</b>	MIN <b>22.6</b>
PPG <b>10.0</b>	PPG <b>10.3</b>	PPG <b>12.8</b>	PPG <b>13.8</b>	PPG <b>13.0</b>
FG% <b>44.7</b>	FG% <b>40.5</b>	FG% <b>43.3</b>	FG% <b>41.4</b>	FG% <b>50.2</b>
AST <b>3.7</b>	3FG% <b>36.3</b>	3FG% <b>34.9</b>	3FG% <b>38.8</b>	REB <b>6.1</b>
STL <b>1.5</b>	REB <b>5.2</b>	REB <b>8.3</b>	REB <b>3.5</b>	BLK <b>0.9</b>

NUMERICAL ROSTER

NO.	NAME	POS.	HT.	WT.	YR.	EXP.	HOMETOWN / HIGH SCHOOL / PREVIOUS SCHOOL
0	Marcus Garrett	G	6-5	205	Sr.	3L	Dallas, Texas / Skyline HS
1	Tyon Grant-Foster	G	6-7	205	Jr.	TR	Kansas City, Kan. / Schlagle HS / Indian Hills CC
2	Christian Braun	G	6-6	210	So.	1L	Burlington, Kan. / Blue Valley Northwest HS
3	Dajuan Harris Jr.	G	6-1	170	RS-Fr.	RS	Columbia, Mo. / Rock Bridge HS
4	Latrell Jossell	G	5-11	160	Fr.	HS	Chicago, Ill. / Keller Central HS [Texas]
10	Jalen Wilson	F	6-8	220	RS-Fr.	RS	Denton, Texas / John H. Guyer HS
12	Chris Teahan	G	6-4	195	Sr.	3L	Leawood, Kan. / Rockhurst HS
13	Tristan Enaruna	G/F	6-8	215	So.	1L	Almere, Flevoland, Netherlands / Wasatch Academy [Utah]
20	Michael Jankovich	G	6-5	190	So.	1L	Dallas, Texas / Northfield Mount Hermon [Mass.]
24	Bryce Thompson	G	6-5	195	Fr.	HS	Tulsa, Okla. / Booker T. Washington HS
30	Ochai Agbaji	G	6-5	215	Jr.	2L	Kansas City, Mo. / Oak Park HS
33	David McCormack	F	6-10	250	Jr.	2L	Norfolk, Va. / Oak Hill Academy
35	Gethro Muscadin	F	6-10	220	Fr.	HS	Gonaives, Haiti / Aspire Academy [Ky.]
44	Mitch Lightfoot	F	6-8	225	RS-Sr.	3L	Gilbert, Ariz. / Gilbert Christian HS

COACHING STAFF

NAME	POSITION // YEAR AT KU	ALMA MATER // YEAR
Bill Self	Head Coach // 17th	Oklahoma State // 1985
Kurtis Townsend	Assistant Coach // 17th	Western Kentucky // 1982
Norm Roberts	Assistant Coach // 10th	Queens College // 1987
Jerrance Howard	Assistant Coach // 8th	Illinois // 2004
Fred Quattlebaum	Dir. of Basketball Operations // 8th	Fordham // 1989
Brennan Bechard	Dir. of S-A Development // 9th	Kansas // 2009
Jeremy Case	Video Coordinator // 5th	Kansas // 2005

PRONUNCIATIONS

OCHAI AGBAJI ..... OH-chie uh-BAH-gee  
Christian BRAUN ..... BROWN  
Tristan ENARUNA ..... en-uh-ROO-nuh  
Michael JANKOVICH ..... JANK-oh-vitch  
LATRELL JOSSELL ..... LA-trell JOS-sell (the names rhyme)  
Gethro Muscadin ..... MOOSE-ca-din  
Chris TEAHAN ..... T-han (hand without the d)


RADIO/TV ROSTER



**0** **MARCUS GARRETT**  
Sr. • G • 6-5 • 205  
Dallas, Texas



**1** **TYON GRANT-FOSTER**  
Jr. • G • 6-7 • 205  
Kansas City, Kan.



**2** **CHRISTIAN BRAUN**  
So. • G • 6-6 • 210  
Burlington, Kan.




**3** **DAJAUN HARRIS JR.**  
R-Fr. • G • 6-1 • 170  
Columbia, Mo.



**4** **LATRELL JOSSELL**  
Fr. • G • 5-11 • 160  
Chicago, Ill.



**10** **JALEN WILSON**  
So. • F • 6-8 • 220  
Denton, Texas




**12** **CHRIS TEAHAN**  
Sr. • G • 6-4 • 195  
Leawood, Kan.



**13** **TRISTAN ENARUNA**  
So. • G/F • 6-8 • 215  
Flevoland, Netherlands



**20** **MICHAEL JANKOVICH**  
So. • G • 6-5 • 190  
Dallas, Texas



**24** **BRYCE THOMPSON**  
Fr. • G • 6-5 • 195  
Tulsa, Okla.



**30** **OCHAI AGBAJI**  
Jr. • G • 6-5 • 215  
Kansas City, Mo.



**33** **DAVID McCORMACK**  
Jr. • F • 6-10 • 250  
Norfolk, Va.



**35** **GETHRO MUSCADIN**  
Fr. • F • 6-10 • 220  
Gonaives, Haiti



**44** **MITCH LIGHTFOOT**  
RS-Sr. • F • 6-8 • 225  
Gilbert, Ariz.



**BILL SELF**  
Head Coach  
18th Season



**KURTIS TOWNSEND**  
Assistant Coach  
17th Season



**NORM ROBERTS**  
Assistant Coach  
10th Season



**JERRANCE HOWARD**  
Assistant Coach  
Eighth Season

# BAYLOR BEARS

NO.	NAME	POS.	HT.	WT.	YR.
0	Flo Thamba	F	6-10	245	Jr.
4	LJ Cryer	G	6-1	185	Fr.
5	Jordan Turner	G/F	6-8	195	Fr.
10	Adam Flagler	G	6-3	180	So.
11	Mark Vital	G/F	6-5	250	Sr.
12	Jared Butler	G	6-3	195	Jr.
13	Jackson Moffatt	G/F	6-7	200	So.
23	Jonathan Tchamwa Tchatchoua	F	6-8	245	So.
24	Matthew Mayer	G/F	6-9	225	Jr.
31	MaCio Teague	G	6-4	195	Sr.
32	Zach Loveday	F	7-0	215	Fr.
35	Mark Paterson	G	6-1	180	Sr.
42	Dain Dainja	F	6-9	270	Fr.
45	Davion Mitchell	G	6-2	205	Jr.

**Head Coach:** Scott Drew **Associate Head Coach:** Jerome Tang **Assistant Coaches:** Alvin Brooks III, John Jakes

## ABOUT KANSAS

No. 17/19 Kansas is 17-8 (11-6 Big 12) after its 75-72 overtime loss at No. 14/16 Texas on Feb. 23. Kansas averages 73.6 points per game and has a +7.3 scoring margin. KU ranks in the upper half of 12 Big 12 statistical categories: scoring defense (third at 66.4), scoring margin (fourth at +7.2), FG% defense (fourth at 40.8), rebounding (fourth at 38.2), rebound margin (third at +3.8), FT% (fourth at 71.3), 3FG% (third at 34.8), 3FGs made (fourth at 7.7), blocked shots (third at 4.1), assists (third at 13.9), turnover margin (fifth at +1.8) and assist-to-turnover ratio (fifth at 1.12).

Junior guard Ochai Agbaji is second the Big 12 in 3-point field goals made 2.6 and is second in 3-point field goal percentage at 38.8%. He drained five three pointers at Texas (2/23) in his last outing. Agbaji's 13.8 scoring average is 13th in the conference. Junior forward David McCormack leads the Big 12 in field goal percentage at 50.2%. He is third in the Big 12 with five double-doubles and just missed his sixth with 17 points and nine rebounds against Texas Tech (2/20). McCormack ranks 18th in the Big 12 in scoring at 13.0 ppg and ninth in rebounding at 6.1 rpg. He is also among the league leaders in free throw percentage (ninth at 79.8) and blocked shots (eighth at 0.9).

Redshirt-freshman forward Jalen Wilson was named the Big 12 Newcomer of the Week Feb. 15. After his 16 points and 13 rebounds at Texas (2/23), Wilson has posted six double-doubles in his last seven games. Wilson leads Kansas in rebounds and his 8.3 boards per game are third in the Big 12 and tops among league freshmen. Wilson averages 12.8 ppg and has made 38 3-pointers. Sophomore guard Christian Braun is second on the team with 32 steals and second on the squad with 49 3-pointers made. Braun averages 10.3 points and 5.2 rebounds per outing and is 13th in the Big 12 in three-point field goals made at 2.0. An All-America candidate, senior Marcus Garrett is fifth in the Big 12 in steals at 1.5, seventh in assist-to-turnover ratio (1.73) and 11th in assists (3.7). Garrett has 12 steals in his last five games and averages 10.0 points and 4.4 rebounds per outing. On Feb. 25 he was named one of 10 to the Naismith Defensive Player of the Year semifinalists, an honor he won in 2020.

Others who have played significant minutes through 25 games include freshman guard Bryce Thompson (5.4 ppg), redshirt-senior forward Mitch Lightfoot (3.2 ppg, 2.5 rpg), junior guard Tyon Grant-Foster (3.1 ppg, 2.2 rpg), sophomore guard/forward Tristan Enaruna (3.0 ppg), and freshman guard Dajuan Harris Jr. (1.6 ppg). Thompson is coming off an 11-point game at Texas (2/23) which is his league season high. He has averaged 18.4 minutes in his five games back from injury. Lightfoot leads KU with 13 charges taken this season and is second on the team with 22 blocked shots, one behind McCormack. Harris is third on the team with 50 assists and had four dimes against Texas Tech (2/20).

## ABOUT BAYLOR

Located in Waco, Texas, with an enrollment of 18,033, No. 2/2 Baylor is 18-0 overall and 10-0 in Big 12 play after its 77-72 win against Iowa State on Feb. 23. The Bears are coached by Scott Drew who is 360-213 in his 18th season at BU and 379-224 in 19th season overall.

## HOMETOWN / PREVIOUS SCHOOL(S)

Kinshasa, Democratic Rep. of Congo / Mountain Mission [Va.] School
Katy, Texas / Morton Ranch HS
Houston, Texas / Sunrise Christian (Kan.)
Duluth, Ga. / Duluth HS / Presbyterian
Lake Charles, La. / Advanced Prep Int'l. [Texas]
Reserve, La. / Riverside Academy
Magnolia, Texas / Magnolia HS
Douala, Cameroon / NBA Global Academy - Australia / UNLV
Austin, Texas / Westlake HS
Cincinnati, Ohio / Walnut Hills [Ohio] HS / UNC Asheville
Gallipolis, Ohio / Huntington [W.Va.] Prep
Dallas, Texas / Trinity Christian Addison / St. Edwards
Brooklyn Park, Minn. / Park Center HS
Hinesville, Ga. / Liberty County HS / Auburn

Baylor is 6-0 in true road games and 9-0 away from the Ferrell Center in 2020-21. The Bears lead the Big 12 in scoring at 86.4 points per game, which is second in NCAA Division I and their plus-23.1 scoring margin also leads the league and is second nationally. BU leads country in three-point field goal percentage at 43.2 percent. The Bears also lead the conference in and also rank in the top 10 nationally in field goal percentage (eighth at 50.3), steals per game (sixth at 9.7), three-point field goals made (eighth at 10.6), turnover margin (fourth at 6.1) and turnovers forced (sixth at 18.4). Additionally, BU leads the league in rebound margin (+5.9) and scoring defense (63.3).

The Baylor duo of junior guards Jared Butler and Davion Mitchell rank 1-2 in the Big 12 steals with Butler at 2.4 per game and Mitchell at 2.1. Mitchell leads the conference in assists at 5.7 per outing, while Butler is second with a 5.1 assists per game average. Butler leads the team in scoring at 17.1 points per game, which is third in the Big 12. He leads the conference in three-point field goals made (2.7) and 3FG% (45.3). Mitchell is third on the team with a 13.4 scoring average and he has made 40 threes. Senior guard MaCio Teague is second in scoring at 14.7 points per game and has made 28 3-pointers made in 2020-21. Teague pulls down 4.0 rebounds per contest. Senior guard/forward Mark Vital (5.7 ppg, 5.9 rpg) and junior forward Flo Thamba (3.7 ppg, 4.6 rpg) round out the Baylor starters. Vital leads the team with 20 blocked shots. Other Baylor regulars include sophomore guard Adam Flagler (10.9 ppg, 33 3FGs made), junior guard/forward Matthew Mayer (7.9 ppg, 3.8 rpg, 18 3FGs), sophomore forward Jonathan Tchamwa Tchatchoua (7.8 ppg, team-high 6.4 rpg) and freshman guard LJ Cryer (4.7 ppg, 16 3FGs).

## THE KANSAS-BAYLOR SERIES

The Kansas-Baylor series dates back to 1951 with the Jayhawks leading 33-7. Kansas has won 14 of the last 17 in the series and holds an 19-5 advantage in the last 24 meetings but Baylor has won two of the last three battles. Kansas is 17-1 against Baylor in Lawrence, including 16-1 in Allen Fieldhouse.

Since the inception of the Big 12, KU is 31-7 against Baylor -- 29-5 in regular-season play and 2-2 in the Big 12 Championship. Kansas head coach Bill Self is 25-7 all-time against Baylor, including a 25-6 mark while at Kansas. BU's Scott Drew is 6-25 versus Kansas.

Expect a close game, as nine of the last 11 meetings have been decided by eight points or less, with six of those by five points or fewer.

## A KANSAS WIN WOULD...

Make Kansas 18-8 overall and 12-6 in Big 12 play, giving KU 12 league wins for the 21st consecutive season beginning in 2000-01 ... Be Kansas' 38th-straight Senior Night victory, a streak which started in 1983-84 ... Make Kansas 7-6 against ranked opponents in 2020-21 ... Make the Kansas-Baylor series 34-7 in favor of KU, including a 18-1 mark in Lawrence, 17-1 in Allen Fieldhouse ... Make KU 12-1 in Allen Fieldhouse, 815-115 all-time in the venue, including 276-15 under head coach Bill Self ... Improve Self to 519-117 while at Kansas, 726-222 all-time and 26-7 against Baylor, 26-6 while at KU ... Make Kansas 2,321-869 all-time.

# QUICK FACTS

## GENERAL INFORMATION

Location . . . . .	Lawrence, Kan.
Enrollment . . . . .	28,510
Founded . . . . .	1866
Nickname . . . . .	Jayhawks
School Colors . . . . .	Crimson (Pantone 186) and Blue (Pantone 293)
Conference . . . . .	Big 12
Chancellor . . . . .	Douglas A. Girod
Athletics Director . . . . .	Jeff Long
Deputy Athletics Director (MBB) . . . . .	Sean Lester
Athletics Website . . . . .	www.KUAthletics.com
Ticket Office Phone . . . . .	1.800.34.HAWKS (42957)

## HISTORY

Seasons of Basketball . . . . .	123rd
First Season . . . . .	1888-89
All-Time Record (Win %) . . . . .	2,319-870 (72.7)
Conference Regular-Season Titles (last) . . . . .	62 (2020)
Conference Postseason Tourn. Titles (last) . . . . .	15 (2018)
NCAA Tournament Appearances (last) . . . . .	48 (2019)
NCAA Tournament Record . . . . .	108-47
Consecutive NCAA Appearances . . . . .	30 (1990-pres.)
NCAA Final Four Appearances (last) . . . . .	15 (2018)
NIT Appearances (last) . . . . .	2 (1969)

## ALLEN FIELDHOUSE

Year Opened (Seasons) . . . . .	1955 (65th season)
Capacity . . . . .	16,300
Consecutive Sellouts . . . . .	316 games (Since 2001-02)
All-Time Record (Win %) . . . . .	814-115 (87.6)
Record under Bill Self (Win %) . . . . .	275-15 (94.8)

## COACHING STAFF

Head Coach . . . . .	Bill Self (Oklahoma State, '85)
Record at KU . . . . .	518-117 (18th season)
Overall Record . . . . .	725-222 (28th season)
Assistant Coach . . . . .	Kurtis Townsend (W. Kentucky, '82)
17th season	
Assistant Coach . . . . .	Norm Roberts (Queens College, '87)
10th season	
Assistant Coach . . . . .	Jerrance Howard (Illinois, '04)
Eighth season	

## 2019-20 REVIEW

Overall Record . . . . .	28-3 (.903)
Big 12 Record (Finish) . . . . .	17-1 (1st)
Home Record . . . . .	15-1
Road Record . . . . .	10-1
Neutral Record . . . . .	3-2
Big 12 Championship . . . . .	N/A
NCAA Tournament . . . . .	N/A
Associated Press Poll Ranking (final) . . . . .	1
USA TODAY Coaches' Poll Ranking (final) . . . . .	1

## 2020-21 TEAM INFORMATION

Letterwinners Returning / Lost . . . . .	9 / 5
Starters Returning / Lost . . . . .	3 / 3
Newcomers . . . . .	5
Fr / So / Jr / Sr . . . . .	3 / 3 / 3 / 5

## COMMUNICATIONS

Chris Theisen . . . . .	Assistant AD Communications (MBB)
Phone . . . . .	785.331.9356
Email . . . . .	theisen@ku.edu
Andy Eisch . . . . .	Asst. Communications Director (MBB)
Phone . . . . .	785.330.3698
Email . . . . .	aeisch@ku.edu
Morgyn Seigfried . . . . .	Assoc. A.D. for Creative Services and Communications (MBB Social)
Phone . . . . .	717.330.1318
Email . . . . .	mseigfried@ku.edu
Mailing Address . . . . .	Kansas Athletics Communications 1651 Naismith Drive, Parrott 1400 Lawrence, KS 66045-4069
Main Office Phone . . . . .	785.864.3417
Twitter/Instagram . . . . .	@KUHoops
Facebook . . . . .	/KansasBasketball
Hashtags . . . . .	#KUBall #RockChalk #PayHeed



2020-21 ACCOLADES

TEAM

March Madness Team of the Week (12.21.20)  
Preseason No. 5 in USA TODAY Coaches Poll  
Preseason No. 6 in Associated Press Poll  
Preseason No. 2 in Big 12 Conference Coaches' Poll

OCHAI AGBAJI

Jerry West Shooting Guard of the Year Award Top 10  
Jerry West Shooting Guard of the Year Award Watch List

CHRISTIAN BRAUN

Big 12 Player of the Week (12.28.20)

MARCUS GARRETT

Naismith Men's Defensive Player of the Year Semifinalist (1 of 10)  
Senior CLASS Award Finalist (1 of 10)  
Senior CLASS Award Candidate (1 of 30)  
John R. Wooden Award Preseason Top 50  
NABC Division I Player of the Year Watch List (1 of 20)  
Preseason Associated Press All-America Honorable Mention  
Preseason All-Big 12  
Bob Cousy Point Guard of the Year Award Watch List (1 of 20)

JALEN WILSON

Big 12 Newcomer of the Week (2.15.21)

KANSAS LEAGUE TITLES, 62

With its win in 2019-20, Kansas claimed its 19th Big 12 regular-season title, including the 15th in its last 16 seasons. KU's 62 all-time conference titles are the most in NCAA Division I history. Kentucky is second with 55 and Penn third at 38. The Jayhawks have claimed 15 outright or shared league titles since 2003-04, the next best team in a major conference is Villanova, Kentucky and North Carolina at seven each over the last 17 seasons.

KANSAS CONFERENCE REGULAR-SEASON TITLES

62 (\*Tied for the championship)  
Missouri Valley Intercollegiate Athletic Association (13) - 1908-09-10-11-12\*-14\*-15-22\*-23-24-25-26-27  
Big Six (12) - 1931-32-33-34-36-37\*-38-40\*-41\*-42\*-43-46  
Big Seven (5) - 1950\*-52-53-54\*-57  
Big Eight (13) - 1960\*-66-67-71-74-75-78-86-91\*-92-93-95-96  
Big 12 (19) - 1997-98-2002-03-05\*-06\*-07-08\*-09-10-11-12-13\*-14-15-16-17-18-20

2019-20 TOP MOMENTS

- Kansas finished No. 1 in both the Associated Press and USA TODAY Coaches' polls. It marked the fourth time KU finished No. 1 in the AP poll (2016, 2010, 1997) and the second time in the coaches' poll (2008).
- Going 28-3 overall, Kansas won 25 or more games for the 15th-straight season, which is an NCAA DI record. The streak started in 2005-06.
- KU went 17-1 in Big 12 play and is the first team in Big 12 history to win 17 league games, surpassing 16 won three previous times (2002, 2012, 2017). KU also became the first team to go undefeated on the road in league play (9-0) under the current double round-robin format (began in 2012-13).
- Kansas won its final 16 games and its 16-game winning streak is the third-longest nationally heading into 2020-21. It is also tied for the fifth-longest in the Bill Self era (since 2003-04).
- KU ended No. 2 in the NET rankings. The Jayhawks' strength of schedule was No. 1. Kansas was the only school with 12 Quadrant 1 wins. KU's 20 Q1 and Q2 combined wins were also more than any other school.

ASSOCIATED PRESS (AP)

2.22.2021

RANK	SCHOOL (FIRST PLACE VOTES)	RECORD	POINTS
1	Gonzaga (60)	22-0	1,596
2	Baylor (4)	17-0	1,540
3	Michigan	16-1	1,472
4	Ohio State	18-5	1,370
5	Illinois	16-5	1,356
6	Alabama	18-5	1,196
7	Oklahoma	14-5	1,150
8	Villanova	14-3	1,132
9	Iowa	17-6	1,088
10	West Virginia	15-6	1,014
11	Florida State	13-3	967
12	Houston	18-3	921
13	Creighton	16-5	836
14	Texas	13-6	730
15	Virginia	15-5	690
16	Virginia Tech	14-4	545
17	KANSAS	17-7	532
18	Texas Tech	14-7	477
19	USC	18-4	423
20	Arkansas	17-5	346
21	Loyola Chicago	19-4	288
22	San Diego State	17-4	222
23	Wisconsin	16-8	200
24	Missouri	14-6	149
25	Tennessee	15-6	145

OTHERS RECEIVING VOTES: Oklahoma State 92, Belmont 80, Purdue 53, Oregon 53, LSU 32, BYU 19, Drake 19, UCLA 17, Clemson 13, Colorado 8, North Carolina 6, Wichita State 6, Boise State 5, Toledo 4, UC Santa Barbara 2, Western Kentucky 2, Winthrop 2, Xavier 2

WEEK-BY-WEEK RANKINGS

WEEK	AP	COACHES	NCAA NET
Preseason	6	5	-
Nov. 30	7		
Dec. 7	5	5	
Dec. 14	5	5	
Dec. 21	3	4	
Dec. 28	3	4	
Jan. 4	6	6	27
Jan. 11	6	7	13
Jan. 18	9	9	19
Jan. 25	15	18	19
Feb. 1	23	22	22
Feb. 8	rv	rv	26
Feb. 15	24	24	20
Feb. 22	17	19	16

( ) - First place votes in parenthesis

USA TODAY (COACHES)

2.22.2021

RANK	SCHOOL (FIRST PLACE VOTES)	RECORD	POINTS
1	Gonzaga (27)	22-0	795
2	Baylor (4)	17-0	771
3	Michigan (1)	16-1	737
4	Illinois	16-5	657
5	Ohio State	18-5	648
6	Villanova	14-3	608
7	Alabama	18-5	589
8	Oklahoma	14-5	552
9	Florida State	13-3	490
10	Houston	18-3	483
11	Creighton	16-5	468
12	Iowa	17-6	465
13	West Virginia	15-6	462
14	Virginia	15-5	361
15	Virginia Tech	14-4	314
16	Texas	13-6	308
17	Texas Tech	14-7	224
18	USC	18-4	218
19	KANSAS	17-7	168
20	Arkansas	17-5	134
21	Oklahoma State	14-6	132
22	Loyola Chicago	19-4	124
23	Oregon	14-4	115
24	Wisconsin	16-8	105
25	San Diego State	17-4	96

OTHERS RECEIVING VOTES: Missouri 83, Tennessee 74, Purdue 64, Belmont 45, Drake 22, UCLA 17, Clemson 16, LSU 13, Winthrop 9, BYU 9, Boise State 8, Wichita State 7, North Carolina 5, UConn 3, Seton Hall 1

RANKINGS BREAKDOWN

	AP	COACHES
Weeks in Top 25	798 (313)	573 (329)
Weeks in Top 10	581 (239)	453 (250)
Weeks in Top 5	359 (154)	311 (165)
Weeks at No. 1	74 (34)	66 (35)
Most Consecutive Weeks in Top 25	231* (231*)	238* (238*)
Most Consecutive Weeks at No. 1	15 (9)	15 (9)
W-L vs Top 25	239-200 (108-56)	-
Home vs Top 25	96-49 (50-8)	-
Away vs Top 25	55-79 (26-24)	-
Neutral vs Top 25	88-72 (31-23)	-
W-L vs Top 10	103-111 (43-24)	-
Home vs Top 10	36-33 (16-4)	-
Away vs Top 10	22-37 (11-7)	-
Neutral vs Top 10	45-42 (16-13)	-

( ) - Bill Self era in parenthesis  
\* Longest in the NCAA DI history

## 2020-21 BIG 12 STANDINGS (2.23.2021)

Team	BIG 12					OVERALL					
	Record	Pct	Home	Away	Streak	Record	Pct	Home	Away	Neutral	Streak
Baylor	10-0	1.000	4-0	6-0	W10	18-0	1.000	9-0	6-0	3-0	W18
West Virginia	9-4	0.692	3-2	6-2	W2	16-6	0.727	8-3	7-2	1-1	W2
<b>KANSAS</b>	<b>11-6</b>	<b>0.647</b>	<b>7-1</b>	<b>4-5</b>	<b>L1</b>	<b>17-8</b>	<b>0.680</b>	<b>11-1</b>	<b>4-6</b>	<b>2-1</b>	<b>L1</b>
Oklahoma	9-5	0.643	5-1	4-4	L1	14-6	0.700	10-1	4-5	0-0	L1
Texas	8-5	0.615	5-4	3-1	W1	14-6	0.700	8-5	3-1	3-0	W1
Oklahoma State	8-6	0.571	5-3	3-3	W3	15-6	0.714	9-3	6-3	0-0	W3
Texas Tech	6-7	0.462	2-4	4-3	L3	14-8	0.636	8-4	5-3	1-1	L3
TCU	4-8	0.333	2-5	2-3	L3	11-10	0.524	7-6	2-4	2-0	L3
Kansas State	3-13	0.188	1-7	2-6	W2	7-18	0.280	5-12	2-6	0-0	W2
Iowa State	0-14	0.000	0-7	0-7	L14	2-17	0.105	2-8	0-9	0-0	L13

## A KANSAS LOSS WOULD...

Make Kansas 17-9 overall and 11-5 in Big 12 play ... Make Baylor only the third team to sweep a regular-season home-and-home series in the Bill Self era in 127 opportunities ... Make Kansas 6-7 against ranked teams this season ... Make the KU-BU series 33-8 in favor of Kansas (17-2 in Lawrence, 16-2 in Allen Fieldhouse) ... Make KU 11-2 in Allen Fieldhouse this season, 814-116 all-time in the venue, including 275-16 under head coach Bill Self ... Make Self 518-118 while at Kansas, 725-223 all-time and 25-8 against Baylor, 25-7 while at KU ... Make Kansas 2,319-871 all-time.

## KANSAS-TEXAS LEFTOVERS

- Kansas' 43 first half points marks the sixth time this season KU has scored 40 or more points in the first half, including the second in Big 12 play. The Jayhawks scored 49 points against TCU on Jan. 5.
- The overtime effort was Kansas' first of the season and its first overtime game since Nov. 27, 2019, when the Jayhawks defeated Dayton, 90-84, in the Maui Invitational title game.
- Five Jayhawks scored in double-figures, including Jalen Wilson, Christian Braun, Ochai Agbaji, David McCormack and Bryce Thompson, marking the sixth time this season and second straight game Kansas had five or more players in double-figures. The Jayhawks are 4-2 in those games.
- Junior Ochai Agbaji connected on 5-of-11 from beyond the arc, marking his 13th game this season with three or more 3-pointers, including the 21st of his career.
- Redshirt-freshman Jalen Wilson brought down 13 rebounds, marking the 21st time this season he grabbed five or more. Wilson leads KU and ranks third in the Big 12 which 8.0 rebounds per game.
- Paired with his 13 rebounds, Wilson scored 16 points, marking his ninth double-double this season including his second-straight and sixth in his last seven games.
- Freshman Bryce Thompson scored 11 points, a season-high in Big 12 Conference play and the most since scoring 12 points against Gonzaga on Nov. 26.

## KANSAS VS. TOP-25 TEAMS

No. 2/2 Baylor will be the 13th ranked opponent Kansas has played in 2020-21. KU is 6-6 against Associated Press ranked foes this season. Ten of Kansas' last 12 losses have been to ranked foes. Last year, in 2019-20, KU went 4-3 against top-25 teams. Under Bill Self, KU is 106-57 against AP-ranked opponents. In his 18th season, Self's KU teams have collected four wins or more over top-25 ranked foes in 15 of those seasons.

Kansas' record against top-10 ranked opponents is even more impressive. KU is 21-10 against foes ranked inside the top-10 of the AP poll since 2013-14, including 2-3 in 2020-21, 1-2 in 2019-20, 2-1 in 2018-19 and 4-1 in 2017-18. Since Bill Self's first season, the Jayhawks are 16-5 against AP top-10 teams inside Allen Fieldhouse.

## KU'S 10+ (11) LEAGUE WINS

With its 59-41 win at Kansas State (2/17), Kansas won its 10th league game, adding to its own NCAA DI active record of winning 10 or more conference games consecutively. KU's run, which is actually 11 league wins, began in 1994-95 in the Big Eight Conference.

## Most Consecutive Seasons w/10+ Wins in Conference Play (Active)

Team	10+ League Wins	Seasons
1. KANSAS	26	1994-95 - 2019-21
2. Gonzaga	24	1997-98 - 2020-21
3. Belmont	19	2002-03 - 2020-21
4. BYU	15	2005-06 - 2019-20
5. Duke	13	2007-08 - 2019-20
5. Saint Mary's	13	2007-08 - 2019-20

## KU VS. AP TOP-25 TEAMS UNDER SELF

SEASON	RECORD	VS. TOP-10
2020-21	6-6	2-3
2019-20	4-3	1-2
2018-19	8-4	2-1
2017-18	8-4	4-1
2016-17	6-3	5-1
2015-16	12-4	4-1
2014-15	10-6	0-1
2013-14	7-2	3-0
2012-13	5-2	2-1
2011-12	7-5	6-4
2010-11	5-1	1-1
2009-10	8-1	2-0
2008-09	3-3	1-2
2007-08	5-2	3-0
2006-07	5-2	2-2
2005-06	3-3	1-2
2004-05	4-2	3-1
2003-04	2-5	1-2
<b>TOTAL</b>	<b>108-57</b>	<b>43-25</b>

## Number of Games vs. Associated Press Top 25 in 2020-21 (2.25.22)

Team	Games (record)
1. KANSAS	12 (6-6)
Northwestern	12 (2-10)
3. Kansas State	11 (1-10)
4. Maryland	10 (4-6)
Minnesota	10 (5-5)
6. Iowa	10 (6-4)
Oklahoma	9 (5-4)
West Virginia	9 (5-4)

## Most Wins vs. Associated Press Top 25 Opponents - 2020-21 (2.25.21)

Team	Wins vs. AP Top 25
1. KANSAS	6
Iowa	6
Michigan	6
4. Minnesota	5
Ohio State	5
Oklahoma	5
West Virginia	5



NCAA TOP-150



BIG 12

## STATISTIC RANKINGS

(2.23.2021)

	STAT	NCAA	BIG 12
W-L%	68.0	79th	6th
SCORING	73.6	118th	6th
SCORING DEFENSE	66.3	71st	3rd
SCORING MARGIN	+7.3	75th	3rd
REBOUNDING	38.2	54th	4th
REBOUNDING MARGIN	+3.8	75th	3rd
ASSISTS	13.9	124th	3rd
ASSIST-TO RATIO	1.1	106th	5th
TURNOVER MARGIN	+1.8	85th	5th
STEALS	6.8	135th	6th
BLOCKED SHOTS	4.1	60th	3rd
FG%	43.7	--	6th
FG% DEFENSE	40.8	53rd	3rd
3FG MADE	7.7	129th	4th
3FG%	34.8	124th	3rd
3FG% DEFENSE	32.5	123rd	5th
FT%	71.3	--	4th

## INDIVIDUAL (ALL GAMES)

SCORING			
Ochai Agbaji	13.8	--	13th
David McCormack	13.0	--	17th
Jalen Wilson	12.8	--	19th

## REBOUNDING

Jalen Wilson	8.2	74th	3rd
David McCormack	6.1	--	9th
Christian Braun	5.2	--	18th

## FIELD GOAL PERCENTAGE (MIN. 5.0 FGM/G)

David McCormack	50.2	84th	1st
-----------------	------	------	-----

## ASSISTS

Marcus Garrett	3.7	--	11th
----------------	-----	----	------

## FREE THROW PERCENTAGE (MIN. 2.5 FTM/G)

David McCormack	79.8	--	9th
Jalen Wilson	63.5	--	12th

## STEALS

Marcus Garrett	1.5	149th	5th
Christian Braun	1.3	--	10th

## 3-POINT FIELD GOALS MADE

Ochai Agbaji	2.6	55th	2nd
Christian Braun	2.0	--	13th

## 3-POINT FG% (MIN. 1.5 3FGM/G)

Ochai Agbaji	38.8	56th	2nd
--------------	------	------	-----

## BLOCKED SHOTS

David McCormack	0.92	--	8th
Mitch Lightfoot	0.88	--	13th

## ASSIST-TO-TURNOVER RATIO

Marcus Garrett	1.73	--	7th
----------------	------	----	-----

## DOUBLE-DOUBLES

Jalen Wilson	9	17th	2nd
David McCormack	5	72nd	3rd
Marcus Garrett	2	--	8th
Ochai Agbaji	1	--	13th

# KU BY THE NUMBERS

14	Consecutive conference regular-season titles - 2005-06-07-08-09-10-11-12-13-14-15-16-17-18, a KU record and the longest in NCAA history.
15	30+ win seasons, which ties an NCAA record.
17	Streaks of 10 or more consecutive wins in the Bill Self era. Seven of those have been 15+ win streaks.
19	Big 12 Conference regular-season championships for KU in the league's 24-year existence, including the Jayhawks' 2020 title.
20	Undefeated home seasons at Allen Fieldhouse, including 2007-08, 2008-09, 2009-10, 2011-12, 2014-15, 2015-16 and 2018-19 under Bill Self.
20	Times a KU player or coach has been inducted into the Naismith Basketball Hall of Fame, which includes current head coach Bill Self.
23	Or more victories for Kansas in each of the past 31 seasons beginning in 1989-90.
24	Championships for Kansas in the Bill Self era - 15 Big 12 regular-season titles, eight Big 12 postseason championships and one NCAA.
27	Consecutive seasons Kansas has won 10 or more league games, starting in 1995 (58 times overall), which is the longest active streak in the nation.
30	Consecutive seasons KU has made the NCAA Tournament, the longest active streak in the nation and best all-time.
30	Consensus All-America First Team selections, the most of any NCAA Division I school.
31	Consecutive seasons Kansas has won 20 or more games, which includes 2019-20, the longest active streak in the NCAA, which began in 1989-90.
34	Consecutive seasons Kansas has led its conference in home attendance, beginning in 1986-87.
62	Conference regular-season championships, most in NCAA Division I, including 2019-20.
130.4	Decibels reached inside of Allen Fieldhouse on Feb. 13, 2017, when the arena broke the Guinness Book of World Records mark for loudest crowd roar at an indoor sports event.
231	An NCAA record for consecutive weeks Kansas was ranked in the AP top 25. The streak began 2.2.2009, and spanned 433 games, and ended 2.1.2020.
317	Consecutive sellouts in Allen Fieldhouse, dating back to 2001-02. This includes the 2,500 capacity for 2020-21.
518	Victories for Bill Self in his 18th season at Kansas. He was the fastest KU coach to reach 500 wins and is the second-winningest coach in KU history.
813	All-time Kansas victories inside Allen Fieldhouse. The historic building opened in 1955 and KU holds a 812-115 record in its home venue.
2,319	All-time Kansas men's basketball victories; second-most in NCAA Division I history.

## WILSON NAMED BIG 12 NEWCOMER OF THE WEEK

Redshirt-freshman Jalen Wilson was named the Big 12 Newcomer of the Week on Feb. 15. The weekly award is the first for Wilson and is selected by a media panel.

Wilson posted three double-doubles in KU's three victories, averaging 16.7 points and 10.7 rebounds. The Denton, Texas, native opened the with 11 points and 11 rebounds in KU's 78-66 win against No. 23/22 Oklahoma State (2/8). Wilson then posted 16 points and 11 boards in the 97-64 win versus Iowa State (2/11) and 22 points and 10 rebounds in the 64-50 victory at Iowa State (2/13).

## GARRETT A SENIOR CLASS AWARD CANDIDATE

Senior Marcus Garrett was named one of 10 men's basketball finalists for the 2020-21 Senior CLASS Award® on Feb 22. To be eligible for the award, a student-athlete must be classified as an NCAA Division I senior and have notable achievements in four areas of excellence: community, classroom, character and competition.

From Dallas, Garrett is a liberal arts and sciences major who is on track to graduate from the University of Kansas in May 2021. He is a three-time member of the Athletic Director's and Big 12 honor rolls and this past fall semester he recorded a 3.74 grade point average. On the court, Garrett was the 2020 Naismith. ESPN and Big 12 Defensive Player of the Year.

The Senior CLASS Award winners will be announced during the 2021 NCAA Men's Final Four® and NCAA Women's Final Four® this spring. For more information on each of the candidates, visit [seniorCLASSaward.com](http://seniorCLASSaward.com).

Historically, Kansas' Wayne Simien was the 2005 Senior CLASS Award recipient. Kansas Senior CLASS Award All-Americans include Udoka Azubuike (2020), Frank Mason III (2017), Perry Ellis (2016, second team), Tyrel Reed (2011), Nick Collison (2003) and Kirk Hinrich (2003). The award started in 2001 and its All-American teams began in 2003.

## GARRETT A THE NAISMITH DPOY SEMIFINALIST

Senior Marcus Garrett has been named one of 10 student-athletes as a 2021 Naismith Defensive Player of the Year semifinalist the Atlanta Tip-Off Club announced Feb. 25. Garrett won the national honor last season as a junior.

The Atlanta Tipoff Club will announce the four finalists for the award on March 12. The award is voted on by a national panel of media with the final announcement being made Final Four weekend.

## BATTLING THE BOARDS

Kansas is third the Big 12 in rebound margin at +3.8 per game. Historically, KU has led the Big 12 in rebound margin 12 times since the inception of the league in 1996-97. The last time KU led the Big 12 in rebound margin was 2013-14 at +7.5. Here are the top rebound margin teams in the Bill Self era.

## Top Rebound Margins Teams in the Bill Self Era (\*Led the Big 12)

Season	Off Reb	Def Reb	Rebound Margin
*2011	38.8	30.8	+8.0
2008	38.7	20.8	+7.9
*2014	38.2	30.7	+7.5
*2009	39.2	32.0	+7.2
*2010	40.5	33.6	+6.8
2007	39.7	33.0	+6.7
2020	38.6	32.0	+6.6
*2013	39.2	32.9	+6.2
*2012	37.7	32.2	+5.5
2017	38.7	34.3	+4.4
2021	38.2	34.4	+3.8

## WHERE WILSON STANDS

Redshirt-freshman Jalen Wilson has made a big impact on Kansas' success in 2020-21. The Denton, Texas, forward is third on the KU team in scoring at 12.8 ppg and leads the squad in rebounding at 8.3 rpg. Wilson currently ranks ninth on the KU freshmen list in scoring average and first in rebound as he looks to join some KU recent and past household names.

## KU FROSH SCORING AVERAGE PPG

1.	Andrew Wiggins (2014)	17.1
2.	Josh Jackson (2017)	16.3
3.	Ben McLemore (2013)	15.9
4.	Danny Manning (1985)	14.6
5.	Kerry Boag (1983)	14.1
6.	Brandon Rush (2006)	13.5
	Darnell Valentine (1978)	13.5
8.	Xavier Henry (2010)	13.4
9.	<b>JALEN WILSON (2021)</b>	<b>12.8</b>
10.	Devon Dotson (2019)	12.3

## KU FROSH REBOUND AVERAGE (7.0+) RPG

1.	<b>JALEN WILSON (2021)</b>	<b>8.2</b>
2.	Joel Embiid (2014)	8.1
3.	Danny Manning (1985)	7.6
4.	Drew Gooden (2000)	7.5
	Raef LaFrentz (1995)	7.5
6.	Josh Jackson (2017)	7.4
7.	Nick Collison (2000)	6.9
8.	Norm Cook (1974)	6.5
9.	Paul Mokeski (1976)	6.4
10.	Brandon Rush (2006)	5.9
11.	Cliff Alexander (2015)	5.3
	Wayne Simien (2002)	5.3
	Paul Pierce (1996)	5.3

## KANSAS SETS ASSOCIATED PRESS POLL RECORD

Earlier this season, Kansas men's basketball set the NCAA all-time record for 222-consecutive weeks ranked in the Associated Press (AP) poll on Nov. 30, being ranked No. 7 and surpassing the 221-straight weeks set by UCLA from 1966-80. Kansas' streak ran for 231 consecutive weeks starting Feb. 2, 2009, and ending Feb. 1, 2021, and consisted of 433 games played as a ranked team. The AP poll began during the 1948-49 season.

# 2021 SIGNING CLASS UPDATE



## KJ ADAMS

★★★★

F | 6-7 | 200 | Austin, Texas (Westlake HS)  
ESPN100: #54 | 247Sports: #74 | Rivals.com: #85

### BILL SELF ON ADAMS:

"KJ is a jack of all trades. I think KJ is a big guard that can play inside. He's definitely strong enough. He's a physically gifted youngster that can defend the five too. KJ is a guy that can play with the ball in his hands. He can play without the ball. He can be an tremendous physical presence in the game and certainly he is well beyond his years in that regard. I look forward to coaching is versatility."



## ZACH CLEMENCE

★★★★

F | 6-10 | 215 | San Antonio (Sunrise Christian Academy [Kan.])  
Rivals.com: #31 | 247Sports: #34 | ESPN100: #43

### BILL SELF ON CLEMENCE:

"Zach is a 6-foot-10 youngster that can really shoot the ball. We haven't had anybody here like Zach that is truly a four that can maybe be the best shooter in a game. He's having a great high school career at Sunrise Christian. He's from San Antonio originally and is very well drilled. I anticipate him coming in and being able to play multiple positions on the perimeter and if we decide to go really small he would be a nightmare-type matchup for five men. He's got a chance to be an impact player that we will be counting on for sure."



## THIS DAY IN

## KANSAS BASKETBALL HISTORY

FEBRUARY

27

Kansas is 14-13 on Feb. 27

**Feb. 27, 1960:** Sophomore forward Wayne Hightower led all scorers with 27 points in an 85-72 victory against Missouri. Junior center Bill Bridges added 18 points and 17 rebounds in the contest in Columbia, Mo. Kansas won its remaining two regular-season games to share the league crown with Kansas State with a 10-4 mark in conference play. The Jayhawks defeated Kansas State in a one-game playoff in Manhattan to earn the Big Eight's berth in the NCAA Tournament.

Kansas also held the all-time consecutive ranked streak in the *USA TODAY* Coaches' poll, at 238. The coaches' poll began in 1989-90 and KU was ranked in every poll since the final eight polls of the 2008-09 season until Feb. 1, 2021.

The final AP poll of the season is done just prior to the NCAA Tournament, while the coaches' poll has a final ranking following the NCAA tourney.

## WINNING THE BIG 12 NO CAKEWALK

If you think KU's success in the Big 12 is due to playing in a non-competitive conference, think again. The stats show that this is anything but the case. Over the last 17 seasons, the Big 12 has proven to be one of the toughest leagues in the NCAA, making KU's run of 15 league titles since 2004 even more impressive.

Beginning in the 2003-04 season, the Big 12 has ranked as the nation's No. 1 conference in the RPI/NET rankings six times and in the top-three on 11 occasions. Last season, the league trended in the same direction as it ended as the second-highest rated league in the NET rankings.

The stoutness of the conference is also highlighted by KU's strength of schedule during this stretch, which has been among the toughest every season. The Jayhawks posted a top-10 strength of schedule 10 times in Bill Self's 17 years at KU, which includes the nation's strongest schedule five times, including 2019-20.

## BIG 12 &amp; KU RPI/NET RANKINGS SINCE 2003-04

SEASON	KU RPI/NET	KU NET SOS	BIG 12 RPI/NET*
<b>*2020-21</b>	<b>17</b>	<b>13</b>	<b>-</b>
2019-20	2	1	2
2018-19	17	1	1
2017-18	3	2	1
2016-17	4	19	2
2015-16	1	2	1
2014-15	5	1	1
2013-14	4	1	1
2012-13	5	17	5
2011-12	5	8	4
2010-11	1	10	3
2009-10	1	6	1
2008-09	11	13	3
2007-08	4	12	3
2006-07	10	44	7
2005-06	32	60	5
2004-05	3	1	3
2003-04	12	6	4

\* Big 12 RPI/NET rankings are through 2.25.21

## ELEVEN JAYHAWKS ON NBA OPENING DAY ROSTERS

Eleven Jayhawks appeared on 2020-21 NBA opening day rosters when the league officially started Dec. 22. The 11 KU players on NBA rosters ties for the fourth most among NCAA Division I schools.

## Jayhawks on 2020-21 NBA Rosters

## Name, NBA Team (seasons at Kansas)

Udoka Azubuike, Utah Jazz (2017-20)  
 Devon Dotson, Chicago Bulls (2019-20)  
 Joel Embiid, Philadelphia 76ers (2014)  
 Devonte' Graham, Charlotte Hornets (2015-18)  
 Josh Jackson, Detroit Pistons (2017)  
 Frank Mason III, Orlando Magic (2017)  
 Ben McLemore, Houston Rockets (2013)  
 Marcus Morris, L.A. Clippers (2009-11)  
 Markieff Morris, L.A. Lakers (2009-11)  
 Sviatoslav Mykhailiuk, Detroit Pistons (2015-18)  
 Kelly Oubre Jr., Golden State Warriors (2015)  
 Andrew Wiggins, Golden State Warriors (2014)

## SOCIAL INJUSTICE INITIATIVES

With the rise of social injustice in the United States, Kansas men's basketball has taken some initiatives to educate and act toward these issues. Those include:

--Players came up with the patch that reads "UNITED WE STAND" with the state of Kansas as its backdrop  
 --100% voter registration and participation for men's basketball (those who live in the U.S.)  
 --Met with Sports and Mental Health Counselor Angela Charlton  
 --Watched the movie "13" as a team and staff  
 --Read the letter from Birmingham jail by Martin Luther King (Team and Staff)  
 --Met with law enforcement education with KU and Lawrence police officers  
 --Zoom meeting with Maria Taylor of ESPN  
 --"Financial Fitness" with former KU student-athlete Pat Brown  
 --Brown vs. Board of Education presentation with Dexter Armstrong  
 --Zoom meeting with Dr. Shawn Alexander on the discussion of the Black Lives Matter Organization vs. the message  
 --Big 12 Black Assistant Coaches Alliance (#BACA) established  
 --For Martin Luther King Jr. Day (Jan. 18), Kansas wore shooting shirts for the Baylor contest with five different quotes by Dr. King on them. Each KU player chose a specific quote for his shooting shirt. Additionally, the coaching staff wore a patch honoring Dr. King, an initiative from the Big 12 Black Assistant Coaches Alliance.  
 --Kansas Men's Basketball Team partners with TEAM IMPACT, an organization that connects teams with children (5-18) that have chronic illnesses. Jonathan Phog Bemberger, aka JP, from Overland Park, Kansas, Joins Kansas As Team IMPACT Signee. In his honor, there is a cutout of JP near in the KU bench area for home contests and he also has a locker dedicated to him.

## KANSAS NOTABLES

• With its 67-61 win against Texas Tech (2/20), Kansas improved to 11-1 in Allen Fieldhouse this season. KU has won 10 or more home games for 38 consecutive seasons, beginning in 1983-84, and 11 or more each of the last 22 seasons beginning in 1999-2000.  
 • Kansas is 101-15 following a loss in the Bill Self era, which started in 2003-04, including 5-2 this season and 3-0 in 2019-20. Incredibly, KU has been even more efficient over the last six-plus seasons, amassing a record of 49-7 after losses. This includes an 8-1 mark in 2018-19.

Pay Heed, All Who Enter:  
BEWARE OF "THE PHOG"

## NATIONAL CHAMPIONS

1922, 1923, 1952, 1988, 2008

## BIG 12 CHAMPIONS

1997\*, 1998\*, 1999^, 2002, 2003, 2005,  
 2006\*, 2007\*, 2008\*, 2009, 2010\*, 2011\*,  
 2012, 2013\*, 2014, 2015, 2016\*, 2017, 2018\*  
**2020**

Regular season titles listed

\* - Regular season &amp; tournament champions

^ - Tournament champions only

- Kansas has 2,319 all-time victories, second most in NCAA Division I history (Kentucky - 2,326).
- Over the last 17 seasons, Kansas has as many regular-season conference championships (15) than it has losses at Allen Fieldhouse (15).
- From the 2008-09 season to the present (11 seasons) Kansas has held 429 of its last 461 opponents under 50% shooting.
- KU has held opponents to fewer than 100 points in 647 of its last 649 games. The last team to score 100 on Kansas in a 40-minute game was Gonzaga (102-90) on 11.26.2020 with the previous being Oklahoma (100-78) on 2.27.1990.
- Kansas set the NCAA DI record for being ranked in the Associated Press poll at 231 consecutive weeks from Feb. 2, 2009 until Feb. 1, 2021. KU's stretch consisted of 433 games of being ranked.
- The Jayhawks have won 22 of their last 29 regular-season games against AP top-10 teams. Under Bill Self, KU is 42-24 against top-10 opponents, a figure that includes postseason play.
- KU has won at least 12 league games for 20-straight years, which is the longest active streak in the nation.
- Each KU senior class since 1986-87 has won at least 100 games. The current KU seniors have won 102 contests.
- Kansas has won 25 or more games in each of its last 15 seasons, an NCAA DI record.
- Kansas is the only team in the Big 12 to have a .500 winning percentage or better series record against every conference foe.
- KU is the only Big 12 school to have won a regular-season championship with two different coaches (Roy Williams and Bill Self).
- Kansas is first in the conference in wins with a 341-77 record in Big 12 regular-season games. Texas is next at 248-164. Including the league postseason championship, Kansas is tops at 386-90, while Texas is second at 273-187.
- Under Bill Self, Kansas is 143-10 (93.5%) in Big 12 home games: 8-0 in 2004, 7-1 in 2005, 7-1 in 2006, 7-1 in 2007, 8-0 in 2008, 8-0 in 2009, 8-0 in 2010, 7-1 in 2011, 9-0 in 2012, 8-1 in 2013, 9-0 in 2014, 9-0 in 2015, 9-0 in 2016, 8-1 in 2017, 7-2 in 2018, 9-0 in 2019, 8-1 in 2020 and is 7-1 in 2020-21.
- Under Bill Self, Kansas has experienced only two regular-season conference sweeps by a Big 12 opponent. In 127 regular-season Big 12 home-and-home series during the Self era, Kansas has 85 sweeps, 40 splits and has been swept twice (by Oklahoma State in 2018 and Texas in 2021).

MEDIA INFORMATION

Weekly Press Conference

Bill Self will conduct press conferences throughout the season. via zoom. Media members should contact the communications office for accurate dates and times. Video of the press conference will stream live on [KUAthletics.com](#).

Hawk Talk Radio Show

Hawk Talk, Bill Self's radio show, airs week during the season from 6-7 p.m. on most Jayhawk Radio IMG Network stations. Remaining dates for Hawk Talk are March 2-8, and April 20.

Credentials

Please apply at [kuathletics.com/2020-21-kansas-mens-basketball-credential-application/](#)

JAYHAWK IMG RADIO NETWORK AFFILIATES

Abilene/Salina	KDJM-101.7 FM
Coffeyville	KGGF-104.1 FM
Concordia	KNCK-94.9 FM
Dodge City	KGNO-1370 AM
Emporia	KVOE-1400 AM
Fort Scott	KMDO-1400 AM
Fort Scott	KOMB-103.9 FM
Garden City	KBUF-1030 AM
Glen Elder	KZDY-96.3 FM
Goodland/Colby	KWGB-97.9 FM
Great Bend	KBGL-106.9 FM
Hays	KAYS-1400 AM
Hutchinson	KSKU-94.7 FM
Iola	KIOL-1370 AM
Kansas City	KCTE-1510 AM
Kansas City	KCTE-99.3 FM
Kansas City	WHB-810 AM
Lawrence	KLWN-1320 AM/101.7 FM
Lawrence	KLZR-105.9 FM
Liberal	KSCB-1270 AM
Marysville	KNDY-95.5 FM
Parsons	KLKC-1540 AM
Parsons	KLKC-93.5 FM
Phillipsburg	KKAN-1490 AM
Phillipsburg	KQMA-92.5 FM
Russell	KRSL-95.9 FM
Topeka	KMAJ-1440 AM
Topeka	KWIC 99.3 FM
Wellington	KLEY-100.3 FM
Wichita	KFH-1240 AM
Wichita	KFH-97.5 FM

-- affiliates subject to change, check your local listings

2020-21 PRESEASON BIG 12 COACHES POLL		
RANK	TEAM (1ST PLACE VOTES)	POINTS
1	Baylor (7)	79
2	KANSAS (3)	73
3	West Virginia	61
4	Texas	58
5	Texas Tech	53
6	Oklahoma	39
7	Oklahoma State	35
8	Iowa State	19
9	TCU	18
10	Kansas State	15

- Kansas has outrebounded 16 of 25 opponents, including a 41-20 (+21) margin at TCU (1/5), 46-25 (+21) effort against Washburn (12/3) and a 54-31 (+23) advantage against Omaha (12/11).
- Kansas has won the assists battle in 18 of 25 games this season.
- Senior Marcus Garrett has 171 career steals which ranks 14th on the KU all-time list. Garrett is 10 thefts away from the KU top 10.
- With three blocked shots against Washburn (12/3), redshirt-senior Mitch Lightfoot became the 21st player in KU history to record 100 career blocked shots. Lightfoot currently has 120 blocked shots, which is 16th on the KU all-time swats list.
- Kansas is 17-4 when junior Ochai Agbaji makes three or more 3-pointers in a game: 2-0 as a freshman, 6-0 as a sophomore and 9-4 in 2020-21.
- KU is 14-1 when sophomore Christian Braun makes three or more 3-pointers: 7-0 as a freshman and 7-1 in 2020-21.
- Braun was named the men's basketball Big 12 Player of the Week, the conference office announced Dec. 28. In No. 3 Kansas' 79-65 win against No. 7 West Virginia on Dec. 22, Braun scored 22 points, including 6-of-12 from 3-point range.
- Junior David McCormack had his 21-straight free throw streak end against Oklahoma (1/9), a run which started against Creighton (12/8). McCormack's 21-straight is the second-longest free throw made streak of his career as he made 24-consecutive charity shots last season from Dec. 14-Feb. 29 in 2019-20.
- Kansas posted a 3.44 grade point average in the fall 2020, which is the highest semester GPA in the Bill Self era that began in 2003-04. The 3.44 GPA surpassed the 3.31 set in spring 2020.
- Kansas men's basketball great Paul Pierce is one of eight individuals to be inducted into the National Collegiate Basketball Hall of Fame Class of 2021, the organization announced on Nov. 29. The College Basketball Hall of Fame opened in 2006 with 11 KU-related players and coaches being part of the founding class. Pierce joins Danny Manning (2008) and Clyde Lovellette (2012) as formally being inducted from Kansas. Pierce, a standout for the Jayhawks from 1995-98, will be inducted in Nov. 2021.
- Additionally, Pierce was named a nominee for the 2021 Naismith Memorial Basketball Hall of Fame class on Dec. 22. This is the first time Pierce was eligible for nomination to the Hall of Fame. KU long-time women's basketball coach Marian Washington is also a 2021 nominee.
- Kansas entered the season ranked No. 6 in the preseason Associated Press and No. 5 USA TODAY Coaches' top-25 polls. KU has been ranked sixth or higher in each of the last eight preseason AP polls and in the top five in the last seven coaches' polls.

KANSAS ATHLETICS TO LAUNCH AN ALTERNATIVE MEN'S BASKETBALL BROADCAST EXCLUSIVELY THROUGH THE OFFICIAL KANSAS JAYHAWKS APP

Kansas Athletics announced Jan. 28 that it will launch a one-of-a-kind broadcast experience for all Jayhawk fans exclusively through the official Kansas Jayhawks app. This new alternative broadcast called Legends Live will be hosted by two-time All-American Wayne Simien, and will feature another KU men's basketball guest for each of the selected games. The guest for Legends Live will be announced prior to each of the games this platform is utilized.

With the playing experience of Simien and his guest, both former KU basketball greats will be able to break down plays, explain what Coach Self is communicating inside the huddle and look at halftime adjustments, as well as offer fun stories from their playing days.

UP NEXT



VS. UTEP  
Thursday, March 4, 2021  
Allen Fieldhouse \* Lawrence, Kan.  
7 p.m. (CT) \*  
ESPN Family of Networks

Thanks to a partnership with WMT, the Jayhawks are able to continue to boost its digital presence and stay on the forefront of emerging technologies that cater to the 2/3 of its fan base who are strictly mobile users. Fans that don't have the app downloaded will need to do so in order to be part of the experience and can easily do so by downloading it in the app store.

CUTOUTS OF KANSAS BASKETBALL LEGENDS TO LINE TUNNELS IN ALLEN FIELDHOUSE

In addition to the current fan cutout program currently ongoing (KUCutout.com), Kansas Athletics has an additional cutout initiative that brings KU basketball legends to Allen Fieldhouse in a new and unique way.

This season, Kansas Athletics had printed full-size cutouts of some of the greatest players to ever play at KU. The likes of Wilt Chamberlain, Paul Pierce, Mario Chalmers and more line the tunnel outside the men's locker room as this year's squad runs on and off James Naismith Court. Lining the tunnel outside the women's locker room includes Lynette Woodard, Tameka Dixon, Angela Aycock and others.

After the season is complete, each of the teams and coaching staffs will sign the cutouts outside of their locker rooms which will then be auctioned off to fans interested in purchasing these one-of-a-kind items. All proceeds will benefit the Jayhawk Relief Fund which was setup to help offset that financial strains on Kansas Athletics from the COVID-19 pandemic. Details of the auction will be released at the conclusion of the season.

FORMER KU ALL-AMERICAN WAYNE SIMIEN NAMED HOST OF THE JAYHAWKER PODCAST

The official podcast of Kansas Athletics, The Jayhawker, will feature a new host in 2021 and a name that will resonate with many fans. Former NBA Champion and Jayhawk legend, Wayne Simien, will serve as the podcast host.

Subscribe and listen each week as we take you on a journey and re-live some of the greatest moments in Jayhawk history. This all-encompassing weekly podcast will dive deep into the lives of former coaches, student-athletes, staff, broadcasters, family members and much more.

Kansas plays its last home game of the regular-season against Texas-El Paso (UTEP) on Thursday, March 4, at 7 p.m. The contest will be televised on an ESPN network with details TBA.

A member of Conference USA, UTEP is 10-10 on the season and 6-8 in league play.

The KU-UTEP series dates back to 1966 with the Miners leading 3-1. The first meeting was an epic 81-80 overtime win for UTEP, then known as Texas Western, in the second round of the NCAA Tournament in Lubbock, Texas. Texas Western went on to win the 1966 NCAA title. KU won the last matchup with UTEP, 67-63, on Nov. 30, 2013, in the third-place game of the Battle 4 Atlantis. This will be the first meeting between the two schools in Lawrence.





# BILL SELF

## HEAD COACH

Oklahoma State '85

18th Season at Kansas

28th Season Overall

**Family:** Cindy (wife), Lauren (daughter), Tyler (son), Ella and Phoebe (granddaughters)

### CAREER RECORD // YEAR-BY-YEAR

YEAR	OVERALL W-L / %	CONF. W-L / %	NOTE
<b>ORAL ROBERTS (1993-97)</b>			
1993-94	6-21 .222	- -	None
1994-95	10-17 .370	- -	None
1995-96	18-9 .667	- -	None
1996-97	21-7 .750	- -	NIT
<b>TULSA (1997-2000)</b>			
1997-98	19-12 .613	9-5 .643	3rd WAC
1998-99	23-10 .697	9-5 .643	t-1st WAC / NCAA Rnd of 32
1999-00	32-5 .865	12-2 .857	1st WAC / NCAA Elite Eight
<b>ILLINOIS (2000-03)</b>			
2000-01	27-8 .771	13-3 .813	t-1st Big Ten / NCAA Elite Eight
2001-02	26-9 .743	11-5 .688	t-1st Big Ten / NCAA Sweet 16
2002-03	25-7 .781	11-5 .688	* 2nd Big Ten / NCAA Rnd of 32
<b>KANSAS (2003-present)</b>			
2003-04	24-9 .727	12-4 .750	2nd Big 12 / NCAA Elite Eight
2004-05	23-7 .767	12-4 .750	t-1st Big 12 / NCAA Rnd of 64
2005-06	25-8 .758	13-3 .813	* t-1st Big 12 / NCAA Rnd of 64
2006-07	33-5 .868	14-2 .875	* 1st Big 12 / NCAA Elite Eight
2007-08	37-3 .925	13-3 .813	* t-1st Big 12 / NCAA Champions
2008-09	27-8 .771	14-2 .875	1st Big 12 / NCAA Sweet 16
2009-10	33-3 .917	15-1 .938	* 1st Big 12 / NCAA Rnd of 32
2010-11	35-3 .921	14-2 .875	* 1st Big 12 / NCAA Elite Eight
2011-12	32-7 .821	16-2 .889	1st Big 12 / NCAA Runner-Up
2012-13	31-6 .838	14-4 .778	* t-1st Big 12 / NCAA Sweet 16
2013-14	25-10 .714	14-4 .778	1st Big 12 / NCAA Rnd of 32
2014-15	27-9 .750	13-5 .722	1st Big 12 / NCAA Rnd of 32
2015-16	33-5 .868	15-3 .833	* 1st Big 12 / NCAA Elite Eight
2016-17	31-5 .861	16-2 .889	1st Big 12 / NCAA Elite Eight
2017-18	31-8 .795	13-5 .722	* 1st Big 12 / NCAA Final Four
2018-19	26-10 .722	12-6 .667	3rd Big 12 / NCAA Rnd of 32
2019-20	28-3 .903	17-1 .944	1st in Big 12
2020-21	17-8 .680	11-6 .647	
<b>TOTAL</b>	<b>725-222 .766</b>	<b>313-84 .788</b>	
<b>KANSAS</b>	<b>518-117 .816</b>	<b>247-59 .807</b>	<b>23 Big 12 titles (15 reg. season, 8 tourney)</b>
ILLINOIS	78-24 .765	35-13 .729	Three Big Ten titles (2 reg. season, 1 tourney)
TULSA	74-27 .733	30-12 .714	Two WAC titles / 4-2 NCAA tourney record
ORU	55-54 .505	- -	

\* - won conference tournament

Note - Oral Roberts was independent during Self's tenure, so all games played at ORU were nonconference.

### KANSAS RECORD // HOME-ROAD-NEUTRAL

	W	L	%
HOME (AFH) AT KU	275	15	.948
HOME (SPRINT CENTER) AT KU *	9	3	.750
ROAD AT KU	123	63	.661
NEUTRAL AT KU	111	37	.750
<b>TOTAL</b>	<b>518</b>	<b>117</b>	<b>.816</b>

\* Since 2007-08, regular-season games played at Sprint Center on the KU season-ticket package are considered home games.

In Conference Tournament (at Kansas) ..... 41-13 (32-8)  
 In NCAA Tournament (at Kansas) ..... 48-20 (38-15)  
 In Postseason Play (at Kansas) ..... 89-33 (70-23)  
 In Overtime (at Kansas) ..... 30-14 (23-10)

### NATIONAL CHAMPION

2008



### CONFERENCE CHAMPION

19 REGULAR  
SEASON TITLES  
9 TOURNEY  
TITLES

### HALL OF FAME CLASS OF 2017 INDUCTEE



### TROPHY CASE

- **NCAA Championship title** (2008)
- **NCAA Final Four** (2008, 2012, 2018)
- **19 Regular Season Conference Titles:** 2 at Tulsa (1999, 2000); 2 at Illinois (2001, 2002); 15 at Kansas (2005, 2006, 2007, 2008, 2009, 2010, 2011, 2012, 2013, 2014, 2015, 2016, 2017, 2018, 2020)
- **9 Conference Tournament Titles:** 1 at Illinois (2003); 8 at Kansas (2006, 2007, 2008, 2010, 2011, 2013, 2016, 2018)

### CAREER HONORS

- **Naismith Memorial Basketball Hall of Fame**  
*Class of 2017 inductee*
- **National Coach of the Year** - 2000 (*Sporting News*; Wooden), 2009 (Yahoo! Sports; *Sporting News*; Athlon Sports; CBSSports.com; USBWA; AP; CBS/Chevrolet; ESPN.com), 2012 (*Sporting News*; Adolph Rupp; Naismith), 2016 (AP, Bleacher Report, *USA Today*)
- **Conference Coach of the Year** - 2000 (WAC), 2006 (Big 12), 2009 (Big 12), 2011 (Big 12), 2012 (co-Big 12), 2015 (Big 12 by AP), 2016 (Big 12 by AP), 2017 (Big 12), 2018 (co-Big 12 and AP)
- **Wooden Award "Legends of Coaching"** - 2013
- **Oklahoma Sports Hall of Fame** - 2013 induction
- **Wayman Tisdale Humanitarian Award** (USBWA) - 2014
- **Mannie Jackson - Basketball's Human Spirit Award** (Naismith Hall of Fame) - 2015
- **Winged Foot Award** (for national champion coach) - 2008
- **Naismith Coach of the Year Finalist** (Atlanta Tipoff Club) - 2000, 2001, 2002, 2003, 2009, 2012, 2017

### NOTES

- Bill Self was named the eighth coach in Kansas basketball history on April 21, 2003.
- In September 2017, Self was inducted into the Naismith Memorial Basketball Hall of Fame in Springfield, Massachusetts.
- Self won his 700th career game on Feb. 8, 2020, with KU's 60-46 win at TCU. He became the 31st coach in NCAA Division I to accomplish the feat, the second youngest and the sixth fastest.
- While at Kansas, Self has won a national championship, 15 regular-season Big 12 Conference titles, including a KU- and NCAA-record 14-straight titles from 2005-18, and eight league tournament championships.
- At Kansas, Self has won as many regular-season league titles (15) than he has home losses (15) in Allen Fieldhouse. With KU's win versus Siena (11/18/16), Self became the winningest coach in Allen Fieldhouse, posting his 207th victory in the venue.
- In his first trip to the Final Four in 2008, Self's team won the title. Self is one of 11 active coaches in NCAA Division I to have won a national title.
- In Self's first 15 seasons at Kansas, he has coached 11 NBA Lottery selections including Andrew Wiggins and Joel Embiid, the No. 1 and No. 3 overall selections in the 2014 NBA Draft. Wiggins was the second-ever Jayhawk to go No. 1 with the other being Danny Manning in 1988.
- Self has guided his teams to 21-straight 23-win seasons dating back to 1998-99.
- Self's teams have won 18 league crowns in the last 21 years. His teams have never finished lower than third in the conference.
- Kansas' four-straight 30-win seasons from 2009-10 to 2012-13 are tied for the most consecutive 30-win seasons in NCAA history along with Gonzaga from 2017-20 (note: Memphis did it from 2006-09 yet later vacated the 2008 season).
- Self was the head coach for Team USA's U18 team that competed and won gold at the 2018 FIBA Americas Championship held in St. Catherines, Canada, in the summer of 2018.
- Self is one of five coaches in NCAA Division I history to have led three different teams - Tulsa, Illinois and Kansas - to the NCAA Elite Eight, including seven times with KU (2004-07-08-11-12-16-17). The other coaches are: Gene Bartow, John Calipari, Rick Pitino and Eddie Sutton.
- A 1985 graduate of Oklahoma State, Self began his coaching career as a graduate assistant at Kansas in 1985-86 under head coach Larry Brown. He then returned to his alma mater as an assistant for seven seasons under coaches Leonard Hamilton and Eddie Sutton. His first head coaching job was at Oral Roberts in 1993-94, then Tulsa (1997-98), Illinois (2000-03) and Kansas (2003-present).



CAREER HONORS

Naismith Defensive Player of the Year Semifinalist (1 of 10)  
Senior CLASS Award Finalist (1 of 10)  
Wooden Award Preseason Top 50  
NABC Player of the Year Watch List (1 of 20)  
Preseason AP All-America Honorable Mention  
Bob Cousy Point Guard of the Year Watch List (1 of 20)  
Preseason All-Big 12  
**PRIOR TO 2020-21:** Naismith Defensive Player of the Year [2020]; ESPN.com Defensive Player of the Year [2020]; USBWA All-District VI [2020]; Big 12 Defensive Player of the Year [2020]; All-Big 12 Second Team (AP) [2020]; All-Big 12 Third Team (B12) [2020]; Big 12 All-Defensive Team [2020]; Big 12 All-Defensive Team [2019]; Co-Big 12 Newcomer of the Week (11.13.17)

CAREER HIGHS

Points	24	vs. Oklahoma (2.15.20)
Field Goals	9	vs. Oklahoma (2.15.20)
Field Goal Att.	18	vs. Oklahoma (2.15.20)
3PT Field Goals	6	vs. Oklahoma (2.15.20)
3PT Field Goal Att.	9	vs. Oklahoma (2.15.20)
Free Throws	7	2x, last vs.Oklahoma St. (2.8.21)
Free Throw Att.	9	vs. Texas (2.3.20)
Rebounds	15	vs. Iowa State (3.16.19)
Assists	9	at Oklahoma State (1.27.20)
Blocks	3	vs. Texas Tech (2.1.20)
Steals	6	at West Virginia (1.19.19)
Minutes	40	at West Virginia (2.12.20)

MISCELLANEOUS

	FR	SO	JR	SR	CAREER
Double-Doubles	2	-	-	2	4
10+ Points	5	6	13	10	34
20+ Points	0	1	1	2	4
5+ Rebounds	12	13	14	10	48
10+ Rebounds	2	1	-	2	5
5+ Assists	0	3	15	6	24
2+ 3PT Field Goals	2	4	3	5	14
2+ Steals	12	12	15	10	49
2+ Blocks	1	1	1	2	5
Led Team in Pts.	0	1	1	4	6
Led Team in Rebs.	4	1	3	3	11
Led Team in Assists	0	6	20	14	40
Led Team in Steals	8	10	12	9	39
Led Team in Blocks	2	5	3	2	12

CAREER YEAR-BY-YEAR STATISTICS

SEASON	GP	GS	MIN	AVG	FG	FGA	PCT	3FG	3FGA	PCT	FT	FTA	PCT	OFF	DEF	TOT	AVG	PF	FO	AST	TO	BLK	STL	PTS	AVG
2017-18	39	7	748	19.2	62	136	.456	12	45	.267	25	51	.490	36	95	131	3.4	60	0	44	30	8	35	161	4.1
2018-19	30	13	836	27.9	81	192	.422	12	49	.245	44	75	.587	30	95	125	4.2	56	0	57	38	10	43	218	7.3
2019-20	31	31	997	32.2	106	240	.442	17	52	.327	56	92	.609	18	122	140	4.5	73	0	144	54	8	56	285	9.2
2020-21	24	24	778	32.4	88	197	.447	15	50	.300	49	60	.817	12	93	105	4.4	55	0	88	51	10	37	240	10.0
TOTAL	124	75	3359	27.1	337	765	.441	56	196	.286	174	278	.626	96	405	501	4.0	244	0	333	173	36	171	904	7.3

BIG 12 ONLY YEAR-BY-YEAR STATISTICS

SEASON	GP	GS	MIN	AVG	FG	FGA	PCT	3FG	3FGA	PCT	FT	FTA	PCT	OFF	DEF	TOT	AVG	PF	FO	AST	TO	BLK	STL	PTS	AVG
2017-18	18	6	347	19.3	32	62	.516	6	17	.353	12	26	.462	16	34	50	2.8	24	0	17	13	2	13	82	4.6
2018-19	13	7	381	29.3	46	88	.523	8	23	.348	14	29	.483	13	30	43	3.3	25	0	22	16	5	20	114	8.8
2019-20	18	18	618	34.3	63	152	.414	10	32	.313	33	58	.569	12	74	86	4.8	40	0	91	36	5	32	169	9.4
2020-21	16	16	530	33.1	64	136	.471	8	35	.229	29	37	.784	8	64	72	4.5	41	0	57	41	9	25	165	10.3
TOTAL	65	47	1867	28.7	205	438	.468	32	107	.299	88	150	.587	49	202	251	3.9	130	0	187	106	21	90	530	8.2

10 • Game Notes

MARCUS GARRETT

Senior-3L • Guard • 6-5 • 195 • Dallas, Texas • Skyline HS

SEASON STATS

PPG	RPG	APG	FG%	3FG%	FT%
10.0	4.4	3.7	45%	30%	82%

LAST GAME AT TEXAS (2.23.21)

MIN	PTS	REBS	ASTS	BLKS	STLS
38	4	4	3	2	1

Preseason national honors candidate including NABC Player of the Year Watch List (1 of 20), Naismith Player of the Year Watch List (1 of 50), Bob Cousy Point Guard of the Year Watch List (1 of 20), Associated Press All-America Honorable Mention ... A defensive stopper who was named the national 2020 Naismith and ESPN.com Defensive Player of the Year and the 2020 Big 12 Defensive Player of the Year ... Has played in 100 games entering his senior season with 51 starts ... One of three current Jayhawks who were members of the 2018 Final Four KU team.

2020-21 GAME-BY-GAME

OPPONENT (Date)	MP	FG-A	PCT	3PT-A	PCT	FT-A	PCT	O-D-T	PF	A	TO	BLK	ST	TP
vs. Gonzaga (11.26)	37	7-9	.778	2-2	1.000	6-7	.857	0-2-2	3	2	4	0	1	22
*vs. Saint Joseph's (11.27)	29	1-5	.200	0-0	---	3-4	.750	2-5-7	2	3	0	0	3	5
*vs. Kentucky (12.1)	34	4-11	.364	0-1	.000	0-0	---	1-4-5	2	1	3	0	1	8
*WASHBURN (12.3)	22	2-5	.400	1-3	.333	0-0	---	0-4-4	0	5	0	1	1	5
*NORTH DAKOTA STATE (12.5)	37	2-9	.222	0-0	---	2-2	1.000	1-4-5	2	4	1	0	1	6
*CREIGHTON (12.8)	35	3-10	.300	1-4	.250	2-3	.667	0-3-3	0	4	1	0	2	9
*OMAHA (12.11)	20	1-5	.200	1-3	.333	2-2	1.000	0-5-5	2	8	0	0	2	5
TARLETON STATE (12.13)	CANCELED													
*at Texas Tech (12.17)	35	3-10	.300	0-3	.000	4-4	1.000	2-8-10	2	4	1	0	1	10
*WEST VIRGINIA (12.22)	36	6-8	.750	3-3	1.000	0-0	---	0-3-3	1	1	1	1	2	15
*TEXAS (1.2)	31	3-9	.333	0-1	.000	0-0	---	0-2-2	1	4	1	0	3	6
at TCU (1.5)	DNP													
*OKLAHOMA (1.9)	32	3-6	.500	0-2	.000	1-2	.500	2-3-5	2	4	2	1	2	7
*at Oklahoma State (1.12)	36	6-12	.500	0-3	.000	0-0	---	0-2-2	2	3	3	0	0	12
*at Baylor (1.18)	36	3-6	.500	0-0	---	3-4	.750	0-3-3	4	8	5	1	0	9
*at Oklahoma (1.23)	37	8-12	.667	3-5	.600	2-2	1.000	0-12-12	4	1	3	0	1	21
*TCU (1.28)	34	3-7	.429	0-1	.000	2-4	.500	0-7-7	3	2	4	2	2	8
*at Tennessee (1.30)	34	4-7	.571	2-2	1.000	5-5	1.000	0-2-2	3	4	1	0	1	15
*KANSAS STATE (2.2)	24	1-5	.200	0-4	.000	0-0	---	0-6-6	2	5	3	0	1	2
*at West Virginia (2.6)	33	7-14	.500	0-2	.000	4-4	1.000	1-0-1	4	3	3	0	1	18
*OKLAHOMA STATE (2.8)	39	5-7	.714	0-0	---	7-8	.875	1-5-6	2	4	5	0	0	17
*IOWA STATE (2.11)	28	3-7	.429	0-1	.000	2-3	.667	0-3-3	1	3	1	1	4	8
*at Iowa State (2.13)	33	1-4	.250	0-2	.000	2-2	1.000	0-3-3	4	5	2	0	5	4
*at Kansas State (2.17)	30	5-9	.556	2-4	.500	2-3	.667	1-2-3	2	2	3	1	2	14
*TEXAS TECH (2.20)	27	5-8	.625	0-2	.000	0-1	.000	1-1-2	3	5	3	0	0	10
*at Texas (2.22)	38	2-12	.167	0-2	.000	0-0	---	0-4-4	4	3	1	2	1	4
BAYLOR (2.27)														
UTEP (3.4)														

\* Starter



# TYON GRANT-FOSTER

Junior-TR • Guard • 6-7 • 190 • Kansas City, Kansas • Schlagle HS/Indian Hills CC

## SEASON STATS

PPG	RPG	APG	FG%	3FG%	FT%
<b>3.1</b>	<b>2.2</b>	<b>0.2</b>	<b>39%</b>	<b>10%</b>	<b>52%</b>

## LAST GAME AT KANSAS STATE (2.17.21)

MIN	PTS	REBS	ASTS	BLKS	STLS
<b>2</b>	<b>0</b>	<b>0</b>	<b>0</b>	<b>0</b>	<b>0</b>

Earned National Junior College Athletic Association (NJCAA) All-American Honorable Mention honors in 2019-20 at Indian Hills (Iowa) Community College ... Led Indian Hills in scoring average at 16.5 points per game and blocked shots with 48 in 2019-20 ... Also averaged 6.5 rebounds, 1.5 blocked shots and made 1.7 3-pointers per game his sophomore season as Indian Hills went 30-3 prior to the pandemic A local product having played high school at Schlagle in Kansas City, Kansas.

## CAREER HONORS

### CAREER HIGHS

Points	13	vs. Omaha (12.11.20)
Field Goals	5	vs. Omaha (12.11.20)
Field Goal Att.	10	vs. Omaha (12.11.20)
3PT Field Goals	1	vs. Iowa State (2.11.21)
		vs. Gonzaga (11.26.20)
3PT Field Goal Att.	3	vs. Omaha (12.11.20)
Free Throws	3	vs. TCU (1.28.21)
		vs. Omaha (12.11.20)
Free Throw Att.	5	vs. TCU (1.28.21)
Rebounds	8	vs. North Dakota State (12.5.20)
Assists	1	3x, last at Tennessee (1.30.21)
Blocks	2	3x, last vs. Omaha (12.11.20)
Steals	2	vs. Omaha (12.11.20)
		vs. North Dakota State (12.5.20)
Minutes	22	vs. North Dakota State (12.5.20)

## MISCELLANEOUS

	JUNIOR/CAREER
Double-Doubles	-
10+ Points	1
20+ Points	-
5+ Rebounds	4
10+ Rebounds	-
3+ Assists	-
2+ 3PT Field Goals	-
2+ Steals	2
2+ Blocks	3
Led Team in Pts.	-
Led Team in Rebs.	1
Led Team in Assists	-
Led Team in Blocks	3
Led Team in Steals	3

## 2020-21 GAME-BY-GAME

OPPONENT (Date)	MP	FG-A	PCT	3PT-A	PCT	FT-A	PCT	O-D-T	PF	A	TO	BLK	ST	TP
vs. Gonzaga (11.26)	10	1-2	.500	1-2	.500	0-0	---	0-0-0	2	0	1	0	0	3
vs. Saint Joseph's (11.27)	12	1-5	.200	0-1	.000	0-0	---	1-2-3	1	0	1	1	0	2
vs. Kentucky (12.1)	2	0-1	.000	0-1	.000	0-0	---	1-0-1	0	0	0	0	0	0
WASHBURN (12.3)	16	3-7	.429	0-1	.000	0-0	---	1-5-6	1	1	1	0	1	6
NORTH DAKOTA STATE (12.5)	22	3-6	.500	0-1	.000	2-4	.500	4-4-8	1	0	1	2	2	8
CREIGHTON (12.8)	4	0-2	.000	0-0	---	0-0	---	0-0-0	0	0	0	2	0	0
OMAHA (12.11)	20	5-10	.500	0-3	.000	3-4	.750	3-4-7	3	1	0	2	2	13
TARLETON STATE (12.13)	CANCELED													
at Texas Tech (12.17)	4	1-2	.500	0-1	.000	0-0	---	0-2-2	2	0	0	0	0	2
WEST VIRGINIA (12.22)	DNP													
TEXAS (1.2)	10	2-5	.400	0-2	.000	1-4	.250	2-1-3	2	0	1	1	0	5
at TCU (1.5)	9	2-4	.500	0-2	.000	1-2	.500	0-1-1	1	0	0	0	0	5
OKLAHOMA (1.9)	3	0-1	.000	0-1	.000	0-0	---	0-0-0	0	0	1	0	0	0
at Oklahoma State (1.12)	1	0-0	---	0-0	---	0-0	---	0-0-0	0	0	1	0	0	0
at Baylor (1.18)	DNP													
at Oklahoma (1.23)	5	0-2	.000	0-2	.000	0-0	---	0-2-2	0	0	0	0	0	0
TCU (1.28)	17	3-6	.500	0-1	.000	3-5	.600	1-4-5	1	0	3	0	0	9
at Tennessee (1.30)	14	1-5	.200	0-1	.000	1-2	.500	0-2-2	2	1	1	0	1	3
KANSAS STATE (2.2)	6	0-0	---	0-0	---	0-0	---	0-1-1	0	0	0	0	0	0
at West Virginia (2.6)	DNP													
OKLAHOMA STATE (2.8)	3	0-0	---	0-0	---	0-0	---	0-0-0	0	0	0	0	0	0
IOWA STATE (2.11)	5	2-3	.667	1-1	1.000	0-0	---	0-1-1	0	0	0	0	1	5
at Iowa State (2.13)	4	0-1	.000	0-0	---	0-0	---	0-2-2	1	0	1	0	0	0
at Kansas State (2.17)	2	0-0	---	0-0	---	0-0	---	0-0-0	0	0	0	0	0	0
TEXAS TECH (2.20)	DNP													
at Texas (2.22)	DNP													
BAYLOR (2.27)														
UTEP (3.4)														

^ Starter

## CAREER YEAR-BY-YEAR STATISTICS

SEASON	GP	GS	MIN	AVG	FG	FGA	PCT	3FG	3FGA	PCT	FT	FTA	PCT	OFF	DEF	TOT	AVG	PF	FO	AST	TO	BLK	STL	PTS	AVG
2020-21	20	0	169	8.5	24	62	.387	2	20	.100	11	21	.524	13	31	44	2.2	17	0	3	12	8	7	61	3.1

## BIG 12 ONLY YEAR-BY-YEAR STATISTICS

SEASON	GP	GS	MIN	AVG	FG	FGA	PCT	3FG	3FGA	PCT	FT	FTA	PCT	OFF	DEF	TOT	AVG	PF	FO	AST	TO	BLK	STL	PTS	AVG
2020-21	12	0	69	5.8	10	24	.417	1	10	.100	5	11	.455	3	14	17	1.4	7	0	0	7	1	1	26	2.2





# CHRISTIAN BRAUN (BROWN)

Sophomore-1L • Guard • 6-6 • 205 • Burlington, Kan. • Blue Valley Northwest HS

### SEASON STATS

PPG	RPG	APG	FG%	3FG%	FT%
10.3	5.2	1.9	41%	36%	79%

### LAST GAME AT TEXAS (2.23.21)

MIN	PTS	REBS	ASTS	BLKS	STLS
39	10	5	3	2	2

2020 Big 12 All-Freshman Team ... Averaged 6.3 ppg and 3.4 rpg in Big 12 play in 2020 ... Had 16 points and a career-high nine rebounds at Oklahoma State (1/27/20) ... Posted a career-high 20 points vs. Kansas State (1/21) ... Comes from an athletic family as his mother, father, aunt and uncle all played NCAA Division I basketball and his brother (Parker) is a forward at Missouri ... Won three-straight state titles in high school ... One of four state Gatorade Players of the Year on the KU roster - Marcus Garrett, Mitch Lightfoot, Bryce Thompson.

### CAREER HONORS

Big 12 Player of the Week (12.28.2020)  
2020 Big 12 All-Freshman Team

### CAREER HIGHS

Points	30	vs. Saint Joseph's (11.27.20)
Field Goals	10	vs. Saint Joseph's (11.27.20)
Field Goal Att.	15	vs. Kansas State (1.21.20)
3PT Field Goals	6	vs. West Virginia (12.22.20) vs. Kansas State (1.21.20)
3PT Field Goal Att.	12	vs. West Virginia (12.22.20)
Free Throws	5	vs. Saint Joseph's (11.27.20)
Free Throw Att.	8	vs. Kentucky (12.1.20)
Rebounds	13	vs. Kentucky (12.1.20)
Assists	7	vs. West Virginia (12.22.20)
Blocks	2	4x, last at Texas (2.23.21)
Steals	4	vs. Saint Joseph's (11.27.20)
Minutes	39	at Texas (2.23.21)

### MISCELLANEOUS

	FR	SO	CAREER
Double-Doubles	-	1	1
10+ Points	5	12	17
20+ Points	1	2	3
30+ Points	-	1	1
5+ Rebounds	7	13	20
10+ Rebounds	-	3	3
3+ Assists	1	7	8
3+ 3PT Field Goals	7	8	15
2+ Steals	5	10	15
2+ Blocks	1	3	4
Led Team in Pts.	2	4	6
Led Team in Rebs.	2	3	7
Led Team in Assists	-	4	4
Led Team in Blocks	1	4	4
Led Team in Steals	2	7	9

### 2020-21 GAME-BY-GAME

OPPONENT (Date)	MP	FG-A	PCT	3PT-A	PCT	FT-A	PCT	O-D-T	PF	A	TO	BLK	ST	TP
*vs. Gonzaga (11.26)	28	3-6	.500	2-3	.667	0-2	.000	0-2-2	1	0	3	0	0	8
*vs. Saint Joseph's (11.27)	36	10-13	.769	5-8	.625	5-5	1.000	1-8-9	2	3	3	0	4	30
*vs. Kentucky (12.1)	38	2-10	.200	0-4	.000	4-8	.500	6-7-13	3	0	0	2	2	8
*WASHBURN (12.3)	21	3-7	.429	3-5	.600	0-0	---	2-3-5	0	2	2	0	1	9
*NORTH DAKOTA STATE (12.5)	27	2-6	.333	1-2	.500	4-4	1.000	2-4-6	3	0	3	1	0	9
*CREIGHTON (12.8)	37	5-13	.385	4-9	.444	0-1	.000	0-4-4	3	6	0	0	3	14
*OMAHA (12.11)	18	2-6	.333	1-5	.200	0-0	---	0-0-0	0	1	0	0	1	5
TARLETON STATE (12.13)	CANCELED													
*at Texas Tech (12.17)	30	0-5	.000	0-3	.000	2-2	1.000	1-9-10	4	2	4	0	0	2
*WEST VIRGINIA (12.22)	35	7-14	.500	6-12	.500	2-3	.667	1-3-4	2	7	2	1	1	22
*TEXAS (1.2)	28	2-10	.200	0-5	.000	0-0	---	2-4-6	2	0	4	0	2	4
*at TCU (1.5)	33	4-7	.571	2-4	.500	0-0	---	0-2-2	3	3	1	0	2	10
*OKLAHOMA (1.9)	38	2-7	.286	1-6	.167	0-0	---	1-8-9	2	2	1	1	0	5
*at Oklahoma State (1.12)	25	3-7	.429	1-4	.250	0-0	---	1-2-3	1	0	1	1	1	7
*at Baylor (1.18)	36	5-7	.714	5-6	.833	2-2	1.000	1-3-4	0	1	0	0	0	17
*at Oklahoma (1.23)	33	0-5	.000	0-3	.000	2-2	1.000	0-1-1	2	1	0	0	1	2
*TCU (1.28)	27	1-3	.333	1-2	.500	2-2	1.000	1-4-5	1	0	1	0	1	5
*at Tennessee (1.30)	22	0-4	.000	0-4	.000	2-2	1.000	0-2-2	1	1	1	0	0	2
*KANSAS STATE (2.2)	31	6-11	.545	4-9	.444	2-2	1.000	1-3-4	1	2	0	0	1	18
*at West Virginia (2.6)	35	3-11	.273	2-7	.286	3-3	1.000	2-5-7	5	3	2	0	3	11
*OKLAHOMA STATE (2.8)	32	4-7	.571	3-5	.600	4-4	1.000	4-6-10	3	2	2	0	3	15
*IOWA STATE (2.11)	29	6-12	.500	3-8	.375	3-3	1.000	0-5-5	1	6	2	0	2	18
*at Iowa State (2.13)	28	5-11	.455	1-5	.200	0-0	---	1-1-2	0	0	1	0	0	11
*at Kansas State (2.17)	27	1-3	.333	0-2	.000	3-6	.500	0-3-3	1	1	2	1	2	5
*TEXAS TECH (2.20)	36	3-13	.231	2-10	.200	2-2	1.000	3-5-8	2	2	0	2	0	10
*at Texas (2.22)	39	4-7	.571	2-4	.500	0-0	---	1-4-5	2	3	1	2	2	10
BAYLOR (2.27)														
UTELOR (3.4)														

^ Starter

### CAREER YEAR-BY-YEAR STATISTICS

SEASON	GP	GS	MIN	AVG	FG	FGA	PCT	3FG	3FGA	PCT	FT	FTA	PCT	OFF	DEF	TOT	AVG	PF	FO	AST	TO	BLK	STL	PTS	AVG
2019-20	31	5	568	18.3	56	130	.431	32	72	.444	19	26	.731	21	69	90	2.9	41	0	15	13	7	21	163	5.3
2020-21	25	25	767	30.7	83	205	.405	49	135	.363	42	53	.792	31	98	129	5.2	45	1	48	36	11	32	257	10.3
TOTAL	56	30	1335	23.8	139	335	.415	81	207	.391	61	79	.772	52	167	219	3.9	86	1	63	49	18	53	420	7.5

### BIG 12 ONLY YEAR-BY-YEAR STATISTICS

SEASON	GP	GS	MIN	AVG	FG	FGA	PCT	3FG	3FGA	PCT	FT	FTA	PCT	OFF	DEF	TOT	AVG	PF	FO	AST	TO	BLK	STL	PTS	AVG
2019-20	18	5	398	22.1	37	82	.451	23	46	.500	17	19	.895	12	50	62	3.4	27	0	8	6	4	14	114	6.3
2020-21	17	17	540	31.8	56	140	.400	33	95	.347	27	31	.871	20	68	88	5.2	32	1	35	24	8	21	172	10.1
TOTAL	35	22	937	26.8	93	222	.419	56	141	.397	44	50	.880	32	118	150	4.3	59	1	43	30	12	35	286	8.2

### 12 • Game Notes



# DAJUAN HARRIS JR.

Freshman-RS • Guard • 6-1 • 160 • Columbia, Mo. • Rock Bridge HS

## SEASON STATS

PPG	RPG	APG	FG%	3FG%	FT%
<b>1.6</b>	<b>1.0</b>	<b>2.0</b>	<b>39%</b>	<b>57%</b>	<b>67%</b>

## LAST GAME AT TEXAS (2.23.21)

MIN	PTS	REBS	ASTS	BLKS	STLS
<b>15</b>	<b>0</b>	<b>1</b>	<b>0</b>	<b>0</b>	<b>1</b>

An explosive guard who reclassified for 2019 and was a redshirt in 2019-20 ... Practiced with the team the second semester ... Guided Rock Bridge High School to the 2018-19 state title.

## CAREER HONORS

### CAREER HIGHS

Points	7	vs. TCU (1.28.21) at TCU (1.5.21)
Field Goals	3	vs. TCU (1.28.21) at TCU (1.5.21)
Field Goal Att.	5	at TCU (1.5.21)
3PT Field Goals	1	4x, last vs. Iowa State (2.11.21)
3PT Field Goal Att.	1	7x, last at Texas (2.23.21)
Free Throws	2	vs. Kentucky (12.1.20)
Free Throw Att.	2	vs. TCU (1.28.21) vs. Kentucky (12.1.20)
Rebounds	3	vs. Texas Tech (2.20.21) at Texas Tech (12.17.20) vs. Saint Joseph's (11.27.20)
Assists	7	at TCU (1.5.21)
Blocks	1	vs. Kentucky (12.1.20)
Steals	4	vs. Kentucky (12.1.20)
Minutes	27	at TCU (1.5.21)

## MISCELLANEOUS

	FRESHMAN/CAREER
5+ Points	3
10+ Points	-
5+ Rebounds	-
10+ Rebounds	-
3+ Assists	9
2+ 3PT Field Goals	-
2+ Steals	4
2+ Blocks	-
Led Team in Pts.	-
Led Team in Rebs.	-
Led Team in Assists	5
Led Team in Blocks	-
Led Team in Steals	6

## 2020-21 GAME-BY-GAME

OPPONENT (Date)	MP	FG-A	PCT	3PT-A	PCT	FT-A	PCT	O-D-T	PF	A	TO	BLK	ST	TP
vs. Gonzaga (11.26)	3	0-0	---	0-0	---	0-0	---	0-0-0	0	0	0	0	0	0
vs. Saint Joseph's (11.27)	16	1-1	1.000	1-1	1.000	0-0	---	1-2-3	2	5	1	0	2	3
vs. Kentucky (12.1)	25	0-1	.000	0-0	---	2-2	1.000	0-1-1	2	5	0	1	4	2
WASHBURN (12.3)	17	1-2	.500	0-0	---	0-0	---	1-1-2	0	4	1	0	1	2
NORTH DAKOTA STATE (12.5)	10	0-2	.000	0-0	---	0-0	---	1-0-1	1	0	1	0	1	0
CREIGHTON (12.8)	8	1-2	.500	0-1	.000	0-0	---	0-0-0	1	0	1	0	0	2
OMAHA (12.11)	20	1-1	1.000	0-0	---	0-0	---	0-0-0	2	2	2	0	1	2
TARLETON STATE (12.13)	CANCELED													
at Texas Tech (12.17)	24	1-2	.500	1-1	1.000	0-0	---	0-3-3	2	3	2	0	0	3
WEST VIRGINIA (12.22)	9	0-0	---	0-0	---	0-0	---	0-0-0	2	1	0	0	0	0
TEXAS (1.2)	13	0-3	.000	0-1	.000	0-0	---	0-0-0	2	1	1	0	0	0
*at TCU (1.5)	27	3-5	.600	0-0	---	1-1	1.000	1-1-2	2	7	1	0	0	7
OKLAHOMA (1.9)	10	0-0	---	0-0	---	0-0	---	0-1-1	2	1	2	0	1	0
at Oklahoma State (1.12)	6	0-0	---	0-0	---	0-0	---	0-0-0	0	0	0	0	0	0
at Baylor (1.18)	20	1-3	.333	0-0	---	0-0	---	0-1-1	1	1	1	0	1	2
at Oklahoma (1.23)	21	2-3	.667	1-1	1.000	0-0	---	0-2-2	3	4	0	0	1	5
TCU (1.28)	22	3-4	.750	0-0	---	1-2	.500	0-1-1	2	3	0	0	3	7
*at Tennessee (1.30)	21	0-0	---	0-0	---	0-1	.000	0-0-0	3	1	0	0	1	0
KANSAS STATE (2.2)	21	0-2	.000	0-0	---	0-0	---	0-2-2	2	5	0	0	0	0
at West Virginia (2.6)	9	0-1	.000	0-0	---	0-0	---	0-0-0	1	0	2	0	0	0
OKLAHOMA STATE (2.8)	3	0-0	---	0-0	---	0-0	---	0-0-0	0	0	1	0	0	0
IOWA STATE (2.11)	9	1-2	.500	1-1	1.000	0-0	---	0-1-1	1	1	0	0	1	3
at Iowa State (2.13)	2	0-0	---	0-0	---	0-0	---	0-0-0	0	0	0	0	0	0
at Kansas State (2.17)	10	1-3	.333	0-0	---	0-0	---	1-1-2	1	2	2	0	3	2
TEXAS TECH (2.20)	14	0-1	.000	0-0	---	0-0	---	1-2-3	1	4	0	0	0	0
at Texas (2.22)	15	0-3	.000	0-1	.000	0-0	---	0-1-1	2	0	1	0	1	0
BAYLOR (2.27)														
UTEP (3.4)														

\* Starter

## CAREER YEAR-BY-YEAR STATISTICS

SEASON	GP	GS	MIN	AVG	FG	FGA	PCT	3FG	3FGA	PCT	FT	FTA	PCT	OFF	DEF	TOT	AVG	PF	FO	AST	TO	BLK	STL	PTS	AVG
2020-21	25	2	357	14.3	16	41	.390	4	7	.571	4	6	.667	6	20	26	1.0	35	0	50	19	1	21	40	1.6

## BIG 12 ONLY YEAR-BY-YEAR STATISTICS

SEASON	GP	GS	MIN	AVG	FG	FGA	PCT	3FG	3FGA	PCT	FT	FTA	PCT	OFF	DEF	TOT	AVG	PF	FO	AST	TO	BLK	STL	PTS	AVG
2020-21	17	1	237	13.9	12	32	.375	3	5	.600	2	3	.667	3	16	19	1.1	24	0	33	13	0	11	29	1.7



# LATRELL JOSSELL

Freshman-HS • Guard • 5-11 • 155 • Chicago, Illinois • Keller Central HS (Texas)

### SEASON STATS

PPG	RPG	APG	FG%	3FG%	FT%
1.2	0.2	0.1	50%	43%	-

### LAST GAME AT KANSAS STATE (2.17.21)

MIN	PTS	REBS	ASTS	BLKS	STLS
2	0	0	0	0	0

A sharp-shooting point guard who grew up in Chicago and moved to Keller, Texas, his freshman year in high school ... For his prep career, shot 36.6 percent from beyond the arc, dished out 207 assists, made 194 steals and took 30 charges ... Prior to the pandemic, played for Marcus Smart's YCG36 team on the AAU circuit and was a teammate of current Jayhawk redshirt-freshman Jalen Wilson and fellow incoming freshman Gethro Muscadin.

### CAREER HONORS

#### CAREER HIGHS

Points	5	vs. Omaha (12.11.20)
Field Goals	2	vs. Omaha (12.11.20)
Field Goal Att.	2	vs. Omaha (12.11.20)
3PT Field Goals	1	vs. Iowa State (2.11.21)
		vs. Omaha (12.11.20)
		vs. Washburn (12.3.20)
3PT Field Goal Att.	2	vs. Iowa State (2.11.21)
Free Throws	-	-
Free Throw Att.	-	-
Rebounds	1	vs. Iowa State (2.11.21)
		vs. Kansas State (2.2.21)
Assists	1	vs. Omaha (12.11.20)
Blocks	-	-
Steals	1	vs. Omaha (12.11.20)
		vs. Washburn (12.3.20)
Minutes	5	vs. Omaha (12.11.20)

#### MISCELLANEOUS

	FRESHMAN/CAREER
10+ Points	-
20+ Points	-
5+ Rebounds	-
3+ Assists	-
3+ 3PT Field Goals	-
2+ Steals	-
2+ Blocks	-
Led Team in Pts.	-
Led Team in Rebs.	-
Led Team in Assists	-
Led Team in Blocks	-
Led Team in Steals	-

### 2020-21 GAME-BY-GAME

OPPONENT (Date)	MP	FG-A	PCT	3PT-A	PCT	FT-A	PCT	O-D-T	PF	A	TO	BLK	ST	TP
vs. Gonzaga (11.26)	1	0-0	---	0-0	---	0-0	---	0-0-0	0	0	0	0	0	0
vs. Saint Joseph's (11.27)				DNP										
vs. Kentucky (12.1)				DNP										
WASHBURN (12.3)	3	1-1	1.000	1-1	1.000	0-0	---	0-0-0	1	0	1	0	1	3
NORTH DAKOTA STATE (12.5)				DNP										
CREIGHTON (12.8)				DNP										
OMAHA (12.11)	5	2-2	1.000	1-1	1.000	0-0	---	0-0-0	0	1	0	0	1	5
TARLETON STATE (12.13)				CANCELED										
at Texas Tech (12.17)				DNP										
WEST VIRGINIA (12.22)				DNP										
TEXAS (1.2)	3	0-1	.000	0-1	.000	0-0	---	0-0-0	0	0	0	0	0	0
at TCU (1.5)	3	0-1	.000	0-1	.000	0-0	---	0-0-0	1	0	0	0	0	0
OKLAHOMA (1.9)				DNP										
at Oklahoma State (1.12)				DNP										
at Baylor (1.18)				DNP										
at Oklahoma (1.23)				DNP										
TCU (1.28)				DNP										
at Tennessee (1.30)	1	0-0	---	0-0	---	0-0	---	0-0-0	0	0	0	0	0	0
KANSAS STATE (2.2)	2	0-1	.000	0-1	.000	0-0	---	0-1-1	0	0	0	0	0	0
at West Virginia (2.6)				DNP										
OKLAHOMA STATE (2.8)				DNP										
IOWA STATE (2.11)	4	1-2	.500	1-2	.500	0-0	---	0-1-1	1	0	0	0	0	3
at Iowa State (2.13)				DNP										
at Kansas State (2.17)	2	0-0	---	0-0	---	0-0	---	0-0-0	0	0	0	0	0	0
TEXAS TECH (2.20)				DNP										
at Texas (2.22)				DNP										
BAYLOR (2.27)														
UTEP (3.4)														

^ Starter

### CAREER YEAR-BY-YEAR STATISTICS

SEASON	GP	GS	MIN	AVG	FG	FGA	PCT	3FG	3FGA	PCT	FT	FTA	PCT	OFF	DEF	TOT	AVG	PF	FO	AST	TO	BLK	STL	PTS	AVG
2020-21	9	0	24	2.7	4	8	.500	3	7	.429	0	0	.000	0	2	2	0.2	3	0	1	1	0	2	11	1.2

### BIG 12 ONLY YEAR-BY-YEAR STATISTICS

SEASON	GP	GS	MIN	AVG	FG	FGA	PCT	3FG	3FGA	PCT	FT	FTA	PCT	OFF	DEF	TOT	AVG	PF	FO	AST	TO	BLK	STL	PTS	AVG
2020-21	5	0	14	2.8	1	5	.200	1	5	.200	0	0	.000	0	2	2	0.4	2	0	0	0	0	0	3	0.6



# JALEN WILSON

Freshman-RS • Forward • 6-8 • 215 • Denton, Texas • John H. Guyer HS

## SEASON STATS

PPG	RPG	APG	FG%	3FG%	FT%
<b>12.8</b>	<b>8.2</b>	<b>2.2</b>	<b>43%</b>	<b>35%</b>	<b>64%</b>

## LAST GAME AT TEXAS (2.23.21)

MIN	PTS	REBS	ASTS	BLKS	STLS
<b>41</b>	<b>16</b>	<b>13</b>	<b>3</b>	<b>1</b>	<b>1</b>

Was as a redshirt in 2019-20 due to injury ... Broke his ankle vs. UNCG (11/8) ... Logged two minutes vs. #4 Duke (11/5) ... Had three points and two assists in the exhibition win vs. Pittsburg State (10/31) ... Started and had six points, three rebounds and one assist in 24 minutes in the exhibition win vs. Fort Hays State (10/24) ... A multi-talented forward who brings great size, skill and versatility and can play big and small ... Comes from an athletic family as both parents played college basketball.

## CAREER HONORS

Big 12 Newcomer of the Week (2.15.2021)

## CAREER HIGHS

Points	23	vs. Creighton (12.8.20)
		vs. Kentucky (12.1.20)
Field Goals	8	vs. Creighton (12.8.20)
		vs. Kentucky (12.1.20)
Field Goal Att.	16	vs. Kentucky (12.1.20)
3PT Field Goals	4	3x, last at Iowa State (2.13.21)
3PT Field Goal Att.	10	vs. West Virginia (12.22.20)
Free Throws	7	at Texas (2.3.21)
Free Throw Att.	11	at Texas (2.3.21)
Rebounds	15	vs. North Dakota State (12.5.20)
Assists	6	at Tennessee (1.30.21)
		at TCU (1/5/21)
Blocks	1	6x, last at Texas (2.3.21)
Steals	2	vs. Texas Tech (2.20.21)
		vs. Texas (1.2.21)
Minutes	41	at Texas (2.3.21)

## MISCELLANEOUS

	FR	RS-FR	CAREER
Double-Doubles	-	9	9
10+ Points	-	19	19
20+ Points	-	4	4
5+ Rebounds	-	21	21
10+ Rebounds	-	10	10
3+ Assists	-	11	11
3+ 3PT Field Goals	-	4	4
2+ Steals	-	2	2
2+ Blocks	-	-	-
Led Team in Pts.	-	5	5
Led Team in Rebs.	-	16	16
Led Team in Assists	-	4	4
Led Team in Blocks	-	3	3
Led Team in Steals	-	3	3

## 2020-21 GAME-BY-GAME

OPPONENT (Date)	MP	FG-A	PCT	3PT-A	PCT	FT-A	PCT	O-D-T	PF	A	TO	BLK	ST	TP
*vs. Gonzaga (11.26)	21	5-11	.455	0-3	.000	1-3	.333	3-1-4	3	2	2	0	0	11
vs. Saint Joseph's (11.27)	24	4-8	.500	0-2	.000	6-9	.667	3-6-9	1	3	1	1	0	14
*vs. Kentucky (12.1)	31	8-16	.500	2-5	.400	5-8	.625	3-7-10	4	0	3	0	0	23
*WASHBURN (12.3)	20	4-6	.667	3-5	.600	2-4	.500	1-5-6	1	0	2	0	0	13
*NORTH DAKOTA STATE (12.5)	33	5-15	.333	1-5	.200	3-3	1.000	4-11-15	2	1	1	0	0	14
*CREIGHTON (12.8)	32	8-12	.667	4-6	.667	3-5	.600	4-6-10	3	1	2	0	0	23
*OMAHA (12.11)	16	3-5	.600	1-3	.333	2-2	1.000	2-5-7	0	1	0	0	0	9
TARLETON STATE (12.13)	CANCELED													
*at Texas Tech (12.17)	29	2-4	.500	1-3	.333	2-2	1.000	0-3-3	3	2	4	1	1	7
*WEST VIRGINIA (12.22)	32	6-14	.429	4-10	.400	1-3	.333	4-3-7	1	4	1	0	0	17
*TEXAS (1.2)	34	6-13	.462	2-6	.333	6-8	.750	2-5-7	1	0	2	0	2	20
*at TCU (1.5)	35	5-10	.500	1-3	.333	5-8	.625	2-6-8	1	6	1	0	1	16
*OKLAHOMA (1.9)	29	2-4	.500	2-3	.667	3-4	.750	1-10-11	1	3	7	0	0	9
*at Oklahoma State (1.12)	32	2-7	.286	0-4	.000	0-0	---	1-4-5	3	3	3	0	0	4
*at Baylor (1.18)	23	2-7	.286	0-2	.000	0-0	---	1-4-5	0	3	1	0	0	4
*at Oklahoma (1.23)	31	5-7	.714	2-3	.667	1-3	.333	0-0-0	2	0	3	1	1	13
*TCU (1.28)	19	0-6	.000	0-3	.000	0-0	---	0-4-4	1	1	2	0	0	0
at Tennessee (1.30)	21	2-7	.286	2-5	.400	4-6	.667	3-6-9	1	6	1	0	0	10
*KANSAS STATE (2.2)	23	3-13	.231	2-6	.333	2-3	.667	3-3-6	2	3	2	0	0	10
*at West Virginia (2.6)	40	6-13	.462	2-5	.400	2-5	.400	5-9-14	4	4	3	0	0	16
*OKLAHOMA STATE (2.8)	36	4-12	.333	0-3	.000	3-4	.750	2-9-11	4	1	4	1	0	11
*IOWA STATE (2.11)	25	7-10	.700	1-2	.500	1-2	.500	4-7-11	1	1	1	0	0	16
*at Iowa State (2.13)	39	7-15	.467	4-8	.500	4-5	.800	3-7-10	0	4	1	0	0	22
*at Kansas State (2.17)	30	3-8	.375	1-3	.333	4-6	.667	1-8-9	0	1	1	0	0	11
*TEXAS TECH (2.20)	37	4-12	.333	2-6	.333	1-3	.333	3-8-11	2	1	0	1	2	11
*at Texas (2.22)	41	4-12	.333	1-5	.200	7-11	.636	4-9-13	2	3	2	1	1	16
BAYLOR (2.27)														
UTEP (3.4)														

^ Starter

## CAREER YEAR-BY-YEAR STATISTICS

SEASON	GP	GS	MIN	AVG	FG	FGA	PCT	3FG	3FGA	PCT	FT	FTA	PCT	OFF	DEF	TOT	AVG	PF	FO	AST	TO	BLK	STL	PTS	AVG
2019-20	2	0	2	1.0	0	1	.000	0	1	.000	0	0	.000	0	0	0	0.0	1	0	0	1	0	0	0	0.0
2020-21	25	23	733	29.3	107	247	.433	38	109	.349	68	107	.636	59	146	205	8.2	43	0	54	50	6	8	320	12.8
<b>TOTAL</b>	<b>27</b>	<b>23</b>	<b>735</b>	<b>27.2</b>	<b>107</b>	<b>248</b>	<b>.431</b>	<b>38</b>	<b>110</b>	<b>.345</b>	<b>68</b>	<b>107</b>	<b>.636</b>	<b>59</b>	<b>146</b>	<b>205</b>	<b>7.6</b>	<b>44</b>	<b>0</b>	<b>54</b>	<b>51</b>	<b>6</b>	<b>8</b>	<b>320</b>	<b>11.9</b>

## BIG 12 ONLY YEAR-BY-YEAR STATISTICS

SEASON	GP	GS	MIN	AVG	FG	FGA	PCT	3FG	3FGA	PCT	FT	FTA	PCT	OFF	DEF	TOT	AVG	PF	FO	AST	TO	BLK	STL	PTS	AVG
2019-20 - DNP																									
2020-21	17	17	535	31.5	68	167	.407	25	75	.333	42	67	.627	36	99	135	7.9	28	0	40	38	5	8	203	11.9



CAREER HONORS

CAREER HIGHS

Points	4	vs. Toledo (11.28.17)
Field Goals	1	12x, last vs. Kansas State (2.2.21)
Field Goal Att.	2	7x, last vs. Monmouth (11.15.19)
3PT Field Goals	1	10x, last vs. Kansas State (2.2.21)
3PT Field Goal Att.	2	5x, last vs. Monmouth (11.15.19)
Free Throws	2	vs. Toledo (11.28.17)
Free Throw Att.	2	vs. Toledo (11.28.17)
Rebounds	3	at TCU (1.5.21)
		vs. South Dakota St. (11.17.17)
Assists	1	vs. Iowa State (2.11.21)
		vs. Monmouth (11.15.19)
		vs. Eastern Michigan (12.29.18)
		vs. Tennessee St. (11.10.17)
Blocks	1	vs. Kansas State (1.21.20)
Steals	-	-
Minutes	7	vs. Monmouth (11.15.19)

MISCELLANEOUS

	FR	SO	JR	SR	CAREER
5+ Minutes	-	-	2	-	2
4+ Points	1	-	-	-	1
3+ Rebounds	1	-	-	1	2
3+ Assists	-	-	-	-	-
2+ 3PT Field Goals	-	-	-	-	-
2+ Steals	-	-	-	-	-
2+ Blocks	1	-	-	-	1
Led Team in Pts.	-	-	-	-	-
Led Team in Rebs.	-	-	-	-	-
Led Team in Steals	-	-	-	-	-
Led Team in Blocks	-	-	-	-	-

CAREER YEAR-BY-YEAR STATISTICS

SEASON	GP	GS	MIN	AVG	FG	FGA	PCT	3FG	3FGA	PCT	FT	FTA	PCT	OFF	DEF	TOT	AVG	PF	FO	AST	TO	BLK	STL	PTS	AVG
2017-18	11	0	25	2.3	4	11	.364	2	8	.250	2	2	1.000	2	5	7	0.6	2	0	1	3	0	0	12	1.1
2018-19	11	0	19	1.7	2	5	.400	2	5	.400	0	0	.000	0	1	1	0.1	2	0	1	2	0	0	6	0.5
2019-20	12	0	32	2.7	3	9	.333	3	9	.333	0	0	.000	0	1	1	0.1	4	0	1	1	1	0	9	0.8
2020-21	9	0	16	1.8	3	4	.750	3	4	.750	0	0	.000	2	4	6	0.7	2	0	1	0	0	0	9	1.0
TOTAL	43	0	92	2.1	12	29	.414	10	26	.385	2	2	1.000	4	11	15	0.3	10	0	4	6	1	0	36	0.8

BIG 12 ONLY YEAR-BY-YEAR STATISTICS

SEASON	GP	GS	MIN	AVG	FG	FGA	PCT	3FG	3FGA	PCT	FT	FTA	PCT	OFF	DEF	TOT	AVG	PF	FO	AST	TO	BLK	STL	PTS	AVG
2017-18	2	0	2	1.0	0	1	.000	0	1	.000	0	0	.000	0	0	0	0.0	0	0	0	0	0	0	0	0.0
2018-19	7	0	13	1.9	2	5	.400	2	5	.400	0	0	.000	0	1	1	0.1	1	0	0	1	0	0	6	0.9
2019-20	6	0	13	2.2	1	4	.250	1	4	.250	0	0	.000	0	1	1	0.2	1	0	0	1	1	0	3	0.5
2020-21	6	0	9	1.5	2	3	.667	2	3	.667	0	0	.000	1	2	3	0.5	2	0	1	0	0	0	6	1.0
TOTAL	21	0	37	1.8	5	13	.385	5	13	.385	0	0	.000	1	4	5	0.2	4	0	1	2	1	0	15	0.7

16 • Game Notes

CHRIS TEAHAN

Senior-3L • Guard • 6-4 • 175 • Leawood, Kan. • Rockhurst HS

SEASON STATS

PPG	RPG	APG	FG%	3FG%	FT%
1.0	0.7	0.1	75%	75%	-

LAST GAME AT KANSAS STATE (2.17.21)

MIN	PTS	REBS	ASTS	BLKS	STLS
1	0	0	0	0	0

A fan favorite ... Played in 12 games in 2019-20, including six in Big 12 play ... Scored in three games in 2019-20 **2018-19:** Played in 11 games, including seven Big 12 games ... Scored his first points of the season with a 3-pointer vs. West Virginia (2/16). **2017-18:** Appeared in 10 games, two in conference play and three postseason ... An invited walk-on who was a two-sport athlete at Rockhurst HS in Kansas City, Missouri ... Older brother, Conner, played five seasons at KU and on two Final Four teams (2008 and 2012).

2020-21 GAME-BY-GAME

OPPONENT (Date)	MP	FG-A	PCT	3PT-A	PCT	FT-A	PCT	O-D-T	PF	A	TO	BLK	ST	TP
vs. Gonzaga (11.26)														
vs. Saint Joseph's (11.27)														
vs. Kentucky (12.1)														
WASHBURN (12.3)	3	0-0	---	0-0	---	0-0	---	0-1-1	0	0	0	0	0	0
NORTH DAKOTA STATE (12.5)														
CREIGHTON (12.8)														
OMAHA (12.11)	2	1-1	1.000	1-1	1.000	0-0	---	1-1-2	0	0	0	0	0	3
TARLETON STATE (12.13)														
at Texas Tech (12.17)														
WEST VIRGINIA (12.22)														
TEXAS (1.2)														
at TCU (1.5)	3	0-0	---	0-0	---	0-0	---	1-2-3	0	0	0	0	0	0
OKLAHOMA (1.9)														
at Oklahoma State (1.12)														
at Baylor (1.18)	1	1-1	1.000	1-1	1.000	0-0	---	0-0-0	0	0	0	0	0	3
at Oklahoma (1.23)														
TCU (1.28)														
at Tennessee (1.30)	2	0-0	---	0-0	---	0-0	---	0-0-0	0	0	0	0	0	0
KANSAS STATE (2.2)	2	1-1	1.000	1-1	1.000	0-0	---	0-0-0	0	0	0	0	0	3
at West Virginia (2.6)	2	0-0	---	0-0	---	0-0	---	0-0-0	2	0	0	0	0	0
OKLAHOMA STATE (2.8)														
IOWA STATE (2.11)	1	0-0	---	0-0	---	0-0	---	0-0-0	0	1	0	0	0	0
at Iowa State (2.13)														
at Kansas State (2.17)	1	0-1	.000	0-1	.000	0-0	---	0-0-0	0	0	0	0	0	0
TEXAS TECH (2.20)														
at Texas (2.22)														
BAYLOR (2.27)														
UTEP (3.4)														

^ Starter



# TRISTAN ENARUNA (en-uh-ROO-nuh)

Sophomore-1L • Guard/Forward • 6-8 • 200 • Almere, Flevoland, Netherlands • Wasatch Academy (Utah)

## SEASON STATS

PPG	RPG	APG	FG%	3FG%	FT%
<b>3.0</b>	<b>1.7</b>	<b>0.3</b>	<b>42%</b>	<b>23%</b>	<b>67%</b>

## LAST GAME AT TEXAS (2.23.21)

MIN	PTS	REBS	ASTS	BLKS	STLS
<b>0+</b>	<b>0</b>	<b>0</b>	<b>0</b>	<b>0</b>	<b>0</b>

A regular who averaged 10.8 minutes per contest in 2019-20 ... A versatile player who has a 7-foot wingspan ... Guarded all five positions while in high school ... Gained valuable experience in summer 2019 playing for the Netherlands in the U18 FIBA European Championship.

## CAREER HONORS

## CAREER HIGHS

Points	12	at TCU (1.5.21)
Field Goals	5	at TCU (1.5.21)
Field Goal Att.	10	vs. Kansas City (12.14.19)
3PT Field Goals	2	at TCU (1.5.21)
3PT Field Goal Att.	4	3x, last vs. Omaha (12.11.20)
Free Throws	3	vs. Washburn (12.3.20)
		vs. BYU (11.26.19)
Free Throw Att.	4	3x, last vs. Oklahoma (1.9.21)
Rebounds	7	at TCU (1.5.21)
Assists	4	vs. E. Tennessee State (11.19.19)
Blocks	2	vs. Chaminade (11.25.19)
		vs. Duke (11.5.19)
Steals	4	vs. E. Tennessee State (11.19.19)
Minutes	23	vs. E. Tennessee State (11.19.19)

## MISCELLANEOUS

	FR	SO	CAREER
Double-Doubles	-	-	-
10+ Points	-	1	1
20+ Points	-	-	-
5+ Rebounds	4	2	6
10+ Rebounds	-	-	-
3+ Assists	2	-	2
2+ 3PT Field Goals	-	1	1
2+ Steals	3	-	3
2+ Blocks	2	-	2
Led Team in Pts.	-	-	-
Led Team in Rebs.	-	-	-
Led Team in Assists	-	-	-
Led Team in Blocks	4	1	5
Led Team in Steals	2	1	3

## 2020-21 GAME-BY-GAME

OPPONENT (Date)	MP	FG-A	PCT	3PT-A	PCT	FT-A	PCT	O-D-T	PF	A	TO	BLK	ST	TP
vs. Gonzaga (11.26)	10	2-2	1.000	0-0	---	1-2	.500	0-1-1	0	1	1	0	0	5
vs. Saint Joseph's (11.27)	10	3-6	.500	0-1	.000	0-0	---	0-3-3	0	0	0	0	0	6
vs. Kentucky (12.1)	2	0-0	---	0-0	---	0-0	---	0-0-0	0	0	0	0	0	0
WASHBURN (12.3)	16	0-3	.000	0-1	.000	3-4	.750	1-3-4	1	0	2	0	1	3
NORTH DAKOTA STATE (12.5)	5	1-1	1.000	0-0	---	0-0	---	0-0-0	0	0	1	0	0	2
CREIGHTON (12.8)	9	1-1	1.000	0-0	---	0-0	---	0-2-2	1	0	0	0	1	2
OMAHA (12.11)	20	2-7	.286	1-4	.250	0-0	---	1-1-2	3	0	4	0	0	5
TARLETON STATE (12.13)	CANCELED													
at Texas Tech (12.17)	4	0-0	---	0-0	---	0-0	---	0-0-0	2	1	0	0	0	0
WEST VIRGINIA (12.22)	2	0-0	---	0-0	---	0-0	---	0-0-0	2	0	1	1	0	0
TEXAS (1.2)	16	2-6	.333	0-1	.000	1-2	.500	2-3-5	0	0	1	1	1	5
at TCU (1.5)	17	5-8	.625	2-3	.667	0-0	---	3-4-7	1	1	3	0	0	12
OKLAHOMA (1.9)	10	1-2	.500	0-1	.000	2-4	.500	0-1-1	0	1	0	0	0	4
at Oklahoma State (1.12)	11	2-2	1.000	0-0	---	0-0	---	1-0-1	3	0	1	0	0	4
at Baylor (1.18)	18	1-3	.333	0-2	.000	2-2	1.000	0-1-1	1	2	0	0	1	4
at Oklahoma (1.23)	12	0-3	.000	0-2	.000	2-2	1.000	0-0-0	2	0	1	0	1	2
TCU (1.28)	4	0-1	.000	0-0	---	0-0	---	0-0-0	0	0	1	1	0	0
at Tennessee (1.30)	11	1-3	.333	1-2	.500	0-0	---	0-1-1	0	0	1	0	0	3
KANSAS STATE (2.2)	20	2-5	.400	0-2	.000	0-0	---	3-1-4	1	0	0	1	1	4
at West Virginia (2.6)	9	2-2	1.000	0-0	---	0-0	---	1-1-2	0	0	1	0	1	4
OKLAHOMA STATE (2.8)	10	0-2	.000	0-1	.000	1-2	.500	1-0-1	1	1	1	0	2	1
IOWA STATE (2.11)	8	1-3	.333	0-0	---	0-0	---	2-0-2	1	0	1	0	0	2
at Iowa State (2.13)	6	1-3	.333	1-1	1.000	0-0	---	2-1-3	0	1	0	0	0	3
at Kansas State (2.17)	4	0-1	.000	0-1	.000	0-0	---	0-0-0	0	0	1	0	0	0
TEXAS TECH (2.20)	DNP													
at Texas (2.22)	0+	0-0	---	0-0	---	0-0	---	0-0-0	0	0	0	0	0	0
BAYLOR (2.27)														
UTEP (3.4)														

^ Starter

## CAREER YEAR-BY-YEAR STATISTICS

SEASON	GP	GS	MIN	AVG	FG	FGA	PCT	3FG	3FGA	PCT	FT	FTA	PCT	OFF	DEF	TOT	AVG	PF	FO	AST	TO	BLK	STL	PTS	AVG
2019-20	30	0	324	10.8	26	76	.342	8	31	.258	11	22	.500	18	47	65	2.2	22	0	19	28	10	14	71	2.4
2020-21	24	0	233	9.7	27	64	.422	5	22	.227	12	18	.667	17	23	40	1.7	19	0	8	21	4	9	71	3.0
<b>TOTAL</b>	<b>54</b>	<b>0</b>	<b>557</b>	<b>10.3</b>	<b>53</b>	<b>140</b>	<b>.379</b>	<b>13</b>	<b>53</b>	<b>.245</b>	<b>23</b>	<b>40</b>	<b>.575</b>	<b>35</b>	<b>70</b>	<b>105</b>	<b>1.9</b>	<b>41</b>	<b>0</b>	<b>27</b>	<b>49</b>	<b>14</b>	<b>23</b>	<b>142</b>	<b>2.6</b>

## BIG 12 ONLY YEAR-BY-YEAR STATISTICS

SEASON	GP	GS	MIN	AVG	FG	FGA	PCT	3FG	3FGA	PCT	FT	FTA	PCT	OFF	DEF	TOT	AVG	PF	FO	AST	TO	BLK	STL	PTS	AVG
2019-20	17	0	123	7.2	8	28	.286	2	11	.182	5	11	.455	10	15	25	1.5	7	0	2	11	2	7	23	1.4
2020-21	16	0	150	9.4	17	41	.415	3	14	.214	8	12	.667	15	12	27	1.7	14	0	7	12	4	7	45	2.8
<b>TOTAL</b>	<b>33</b>	<b>0</b>	<b>273</b>	<b>8.3</b>	<b>25</b>	<b>69</b>	<b>.362</b>	<b>5</b>	<b>25</b>	<b>.200</b>	<b>13</b>	<b>23</b>	<b>.565</b>	<b>25</b>	<b>27</b>	<b>52</b>	<b>1.6</b>	<b>21</b>	<b>0</b>	<b>9</b>	<b>23</b>	<b>6</b>	<b>14</b>	<b>68</b>	<b>2.1</b>





# MICHAEL JANKOVICH

(JANG-koh-vitch)

Sophomore-1L • Guard • 6-5 • 185 • Dallas, Texas • Jesuit College Prep / Northfield Mount Herman (Mass.)

### SEASON STATS

PPG	RPG	APG	FG%	3FG%	FT%
-	-	-	-	-	-

### LAST GAME VS. OKLAHOMA STATE (2.24.20)

MIN	PTS	REBS	ASTS	BLKS	STLS
3	0	1	0	0	0

Had foot surgery during 2020-21 preaseasn and may redshirt the season ... Played in 10 games in 2019-20 ... An invited walk-on who has solid range from beyond the arc ... Son of SMU head coach Tim Jankovich, who spent five seasons as an assistant coach on Bill Self's staffs at Illinois and Kansas ... Lived in Lawrence from ages 4-8 while his father was on the KU staff.

### CAREER HONORS

#### CAREER HIGHS

Points	5	vs. Monmouth (11.15.19)
Field Goals	1	vs. Kansas State (1.21.20)
		vs. Kansas City (12.14.19)
		vs. Monmouth (11.15.19)
Field Goal Att.	3	vs. Monmouth (11.15.19)
3PT Field Goals	1	vs. Kansas State (1.21.20)
		vs. Kansas City (12.14.19)
		vs. Monmouth (11.15.19)
3PT Field Goal Att.	3	vs. Monmouth (11.15.19)
Free Throws	2	vs. Monmouth (11.15.19)
Free Throw Att.	2	vs. Kansas State (1.21.20)
		vs. Monmouth (11.15.19)
Rebounds	1	vs. Oklahoma State (2.24.20)
Assists	1	vs. Chaminade (11.25.19)
Blocks	-	
Steals	1	vs. Chaminade (11.25.19)
Minutes	5	vs. Monmouth (11.15.19)

### MISCELLANEOUS

	FRESHMAN/CAREER
5+ Minutes	1
4+ Points	2
3+ Rebounds	-
3+ Assists	-
2+ 3PT Field Goals	-
2+ Steals	-
2+ Blocks	-
Led Team in Pts.	-
Led Team in Rebs.	-
Led Team in Assists	-
Led Team in Blocks	-
Led Team in Steals	-

### 2020-21 GAME-BY-GAME

OPPONENT (Date)	MP	FG-A	PCT	3PT-A	PCT	FT-A	PCT	O-D-T	PF	A	TO	BLK	ST	TP
vs. Gonzaga (11.26)					DNP									
vs. Saint Joseph's (11.27)					DNP									
vs. Kentucky (12.1)					DNP									
WASHBURN (12.3)					DNP									
NORTH DAKOTA STATE (12.5)					DNP									
CREIGHTON (12.8)					DNP									
OMAHA (12.11)					DNP									
TARLETON STATE (12.13)					CANCELED									
at Texas Tech (12.17)					DNP									
WEST VIRGINIA (12.22)					DNP									
TEXAS (1.2)					DNP									
at TCU (1.5)					DNP									
OKLAHOMA (1.9)					DNP									
at Oklahoma State (1.12)					DNP									
at Baylor (1.18)					DNP									
at Oklahoma (1.23)					DNP									
TCU (1.28)					DNP									
at Tennessee (1.30)					DNP									
KANSAS STATE (2.2)					DNP									
at West Virginia (2.6)					DNP									
OKLAHOMA STATE (2.8)					DNP									
IOWA STATE (2.11)					DNP									
at Iowa State (2.13)					DNP									
at Kansas State (2.17)					DNP									
TEXAS TECH (2.20)					DNP									
at Texas (2.22)					DNP									
BAYLOR (2.27)														
UTEP (3.4)														

^ Starter

### CAREER YEAR-BY-YEAR STATISTICS

SEASON	GP	GS	MIN	AVG	FG	FGA	PCT	3FG	3FGA	PCT	FT	FTA	PCT	OFF	DEF	TOT	AVG	PF	FO	AST	TO	BLK	STL	PTS	AVG
2019-20	10	0	27	2.7	3	7	.429	3	7	.429	3	4	.750	1	0	1	0.1	2	0	1	3	0	1	12	1.2
2020-21																									
TOTAL	10	0	27	2.7	3	7	.429	3	7	.429	3	4	.750	1	0	1	0.1	2	0	1	3	0	1	12	1.2

### BIG 12 ONLY YEAR-BY-YEAR STATISTICS

SEASON	GP	GS	MIN	AVG	FG	FGA	PCT	3FG	3FGA	PCT	FT	FTA	PCT	OFF	DEF	TOT	AVG	PF	FO	AST	TO	BLK	STL	PTS	AVG
2019-20	4	0	11	2.8	1	3	.333	1	3	.333	1	2	.500	1	0	1	0.3	0	0	0	1	0	0	4	1.0
2020-21																									
TOTAL	4	0	11	2.8	1	3	.333	1	3	.333	1	2	.500	1	0	1	0.3	0	0	0	1	0	0	4	1.0

# BRYCE THOMPSON

Freshman-HS • Guard • 6-5 • 188 • Tulsa, Oklahoma • Booker T. Washington HS

## SEASON STATS

PPG	RPG	APG	FG%	3FG%	FT%
<b>5.4</b>	<b>1.7</b>	<b>1.2</b>	<b>40%</b>	<b>24%</b>	<b>65%</b>

## LAST GAME AT TEXAS (2.23.21)

MIN	PTS	REBS	ASTS	BLKS	STLS
<b>20</b>	<b>11</b>	<b>1</b>	<b>2</b>	<b>0</b>	<b>0</b>

An explosive guard who was a 2020 McDonald's All-American, 46th in KU history, and ended ranked No. 19 by rivals and No. 20 by 247Sports ... Two-time Gatorade Player of the Year in Oklahoma his junior and senior seasons in high school ... Father, Rod, played for Bill Self at Tulsa and grandfather, Marshall Rogers, played at KU in the 1970s for head coach Ted Owens ... Has USA Basketball experience ... One of four state Gatorade Players of the Year on the KU roster - Marcus Garrett, Mitch Lightfoot, Christian Braun.

## CAREER HONORS

### CAREER HIGHS

Points	12	vs. Gonzaga (11.26.20)
Field Goals	5	at Texas (2.23.21)
		vs. Gonzaga (11.26.20)
Field Goal Att.	10	vs. Gonzaga (11.26.20)
3PT Field Goals	1	6x, last vs. Texas Tech (2.20.21)
3PT Field Goal Att.	4	3x, last vs. Omaha (12.11.20)
Free Throws	2	4x, last at Oklahoma State (1.12.21)
Free Throw Att.	4	vs. Washburn (12.3.20)
Rebounds	4	vs. Iowa State (2.11.21)
		vs. Saint Joseph's (11.27.20)
Assists	3	vs. Iowa State (2.11.21)
Blocks	2	vs. Iowa State (2.11.21)
Steals	2	vs. Washburn (12.3.20)
		vs. Gonzaga (11.26.20)
Minutes	28	vs. Gonzaga (11.26.20)

### MISCELLANEOUS

	FRESHMAN/CAREER
Double-Doubles	-
10+ Points	3
20+ Points	-
5+ Rebounds	-
10+ Rebounds	-
5+ Assists	-
2+ 3PT Field Goals	-
2+ Steals	2
2+ Blocks	1
Led Team in Pts.	-
Led Team in Rebs.	-
Led Team in Assists	-
Led Team in Blocks	2
Led Team in Steals	3

## 2020-21 GAME-BY-GAME

OPPONENT (Date)	MP	FG-A	PCT	3PT-A	PCT	FT-A	PCT	O-D-T	PF	A	TO	BLK	ST	TP
vs. Gonzaga (11.26)	28	5-10	.500	1-4	.250	1-2	.500	1-2-3	3	1	0	1	2	12
^vs. Saint Joseph's (11.27)	21	3-7	.429	1-2	.500	0-0	---	0-4-4	2	2	4	0	0	7
vs. Kentucky (12.1)	10	0-2	.000	0-1	.000	0-0	---	0-0-0	3	0	0	0	0	0
WASHBURN (12.3)	22	4-8	.500	1-4	.250	2-4	.500	0-0-0	0	1	2	0	2	11
NORTH DAKOTA STATE (12.5)	15	1-2	.500	0-0	---	0-0	---	0-0-0	2	0	1	0	0	2
CREIGHTON (12.8)	18	3-6	.500	1-2	.500	1-2	.500	1-1-2	2	2	2	0	1	8
OMAHA (12.11)	21	1-8	.125	1-4	.250	0-0	---	0-2-2	2	2	1	0	0	3
TARLETON STATE (12.13)	CANCELED													
at Texas Tech (12.17)	14	0-1	.000	0-0	---	2-2	1.000	0-0-0	2	0	0	0	0	2
WEST VIRGINIA (12.22)	10	1-4	.250	0-2	.000	2-2	1.000	0-0-0	1	1	1	0	0	4
TEXAS (1.2)	DNP													
at TCU (1.5)	DNP													
OKLAHOMA (1.9)	DNP													
at Oklahoma State (1.12)	13	0-3	.000	0-1	.000	2-2	1.000	0-2-2	2	1	1	0	1	2
at Baylor (1.18)	DNP													
at Oklahoma (1.23)	DNP													
TCU (1.28)	DNP													
at Tennessee (1.30)	DNP													
KANSAS STATE (2.2)	DNP													
at West Virginia (2.6)	DNP													
OKLAHOMA STATE (2.8)	DNP													
IOWA STATE (2.11)	19	4-7	.571	0-1	.000	0-0	---	0-4-4	2	3	0	2	0	8
at Iowa State (2.13)	15	0-5	.000	0-1	.000	0-0	---	1-1-2	1	1	0	0	0	0
at Kansas State (2.17)	20	3-4	.750	0-0	---	0-0	---	0-3-3	1	1	1	0	1	6
TEXAS TECH (2.20)	17	2-8	.250	1-2	.500	0-0	---	1-1-2	2	1	1	0	0	5
at Texas (2.22)	20	5-6	.833	0-1	.000	1-3	.333	0-1-1	1	2	2	0	0	11
BAYLOR (2.27)														
UTEP (3.4)														

^ Starter

## CAREER YEAR-BY-YEAR STATISTICS

SEASON	GP	GS	MIN	AVG	FG	FGA	PCT	3FG	3FGA	PCT	FT	FTA	PCT	OFF	DEF	TOT	AVG	PF	FO	AST	TO	BLK	STL	PTS	AVG
2020-21	15	1	263	17.5	32	81	.395	6	25	.240	11	17	.647	4	21	25	1.7	26	0	18	16	3	7	81	5.4

## BIG 12 ONLY YEAR-BY-YEAR STATISTICS

SEASON	GP	GS	MIN	AVG	FG	FGA	PCT	3FG	3FGA	PCT	FT	FTA	PCT	OFF	DEF	TOT	AVG	PF	FO	AST	TO	BLK	STL	PTS	AVG
2020-21	8	0	128	16.0	15	38	.395	1	8	.125	7	9	.778	2	12	14	1.8	12	0	10	6	2	2	38	4.8



# OCHAI AGBAJI

(OCH-eye uh-BAH-gee)

Junior-2L • Guard • 6-5 • 210 • Kansas City, Mo. • Oak Park HS

SEASON STATS

PPG	RPG	APG	FG%	3FG%	FT%
13.8	3.5	1.9	41%	39%	71%

LAST GAME AT TEXAS (2.23.21)

MIN	PTS	REBS	ASTS	BLKS	STLS
43	17	2	1	0	1

Academic All-Big 12 honoree as a sophomore ... A starter who has logged 30-plus minutes in 24 games in 2019-20 ... Averaged 10.0 ppg and 4.2 rpg as a sophomore ... Was second on team with 44 3FGs and third with 38 steals in 2019-20 ... Ranked 15th in the Big 12 in 3-point field goals made at 1.5. **2018-19:** Started the final 16 games of the season ... Averaged 8.5 ppg and 4.6 rpg as a freshman ... A Kansas City product who is very athletic and has a great shooting touch.

CAREER HONORS

Jerry West Shooting Guard of the Year Top 10 Candidate  
Jerry West Shooting Guard of the Year Watch List (1 of 20)  
All-Big 12 Honorable Mention [2020]  
Academic All-Big 12 First Team [2020]  
Big 12 Newcomer of the Week (2.4.19)

CAREER HIGHS

Points	24	at Texas (1.29.19)
Field Goals	8	4x, last at Texas Tech (12.17.20)
Field Goal Att.	17	vs. Kentucky (12.1.20)
3PT Field Goals	5	4x, last at Texas (2.23.21)
3PT Field Goal Att.	11	at Texas (2.23.21)
Free Throws	6	at TCU (2.11.19)
		at Texas (1.29.19)
Free Throw Att.	8	at Texas (1.29.19)
Rebounds	12	vs. Colorado (12.7.19)
Assists	4	6x, last vs. TCU (1.28.21)
Blocks	2	3x, last at Iowa State (2.13.21)
Steals	4	vs. Oklahoma State (2.8.21)
		vs. Duke (11.5.19)
Minutes	45	vs. Dayton (11.27.19)

MISCELLANEOUS

	FR	SO	JR	CAREER
Double-Doubles	2	1	1	4
10+ Points	8	14	21	43
20+ Points	3	2	1	6
5+ Rebounds	9	13	9	31
10+ Rebounds	2	1	1	4
3+ Assists	2	10	7	19
3+ 3PT Field Goals	2	6	13	21
2+ Steals	2	11	6	19
2+ Blocks	1	1	1	3
Led Team in Pts.	1	2	4	7
Led Team in Rebs.	3	1	-	4
Led Team in Assists	-	2	2	4
Led Team in Steals	-	6	6	12
Led Team in Blocks	6	1	4	11

2020-21 GAME-BY-GAME

OPPONENT (Date)	MP	FG-A	PCT	3PT-A	PCT	FT-A	PCT	O-D-T	PF	A	TO	BLK	ST	TP
*vs. Gonzaga (11.26)	32	5-11	.455	2-4	.500	5-6	.833	0-0-0	4	4	0	1	2	17
*vs. Saint Joseph's (11.27)	34	7-13	.538	2-5	.400	2-2	1.000	2-2-4	1	1	2	1	1	18
*vs. Kentucky (12.1)	37	5-17	.294	3-9	.333	4-6	.667	1-4-5	1	3	2	1	1	17
*WASHBURN (12.3)	25	5-9	.556	4-6	.667	2-2	1.000	3-2-5	1	1	0	0	1	16
*NORTH DAKOTA STATE (12.5)	35	5-11	.455	2-7	.286	1-4	.250	1-2-3	1	3	1	1	2	13
*CREIGHTON (12.8)	24	0-6	.000	0-0	---	0-0	---	1-4-5	0	4	3	1	2	0
*OMAHA (12.11)	22	7-10	.700	4-6	.667	0-0	---	3-2-5	0	2	0	0	1	18
TARLETON STATE (12.13)	CANCELED													
*at Texas Tech (12.17)	34	8-11	.727	4-7	.571	3-4	.750	0-5-5	0	1	1	1	0	23
*WEST VIRGINIA (12.22)	36	4-14	.286	3-10	.300	0-0	---	6-4-10	4	2	3	0	0	11
*TEXAS (1.2)	32	5-14	.357	1-6	.167	0-0	---	1-4-5	1	1	1	1	0	11
*at TCU (1.5)	31	7-12	.583	3-6	.500	2-2	1.000	0-3-3	0	3	0	1	1	19
*OKLAHOMA (1.9)	38	4-10	.400	3-7	.429	3-3	1.000	1-5-6	2	2	1	0	1	14
*at Oklahoma State (1.12)	37	4-12	.333	4-9	.444	2-2	1.000	2-2-4	2	0	2	1	1	14
*at Baylor (1.18)	30	5-12	.417	4-7	.571	2-4	.500	1-1-2	3	1	2	0	2	16
*at Oklahoma (1.23)	34	3-8	.375	2-6	.333	2-4	.500	1-2-3	2	2	4	0	0	10
*TCU (1.28)	38	5-14	.357	2-9	.222	1-2	.500	0-3-3	3	4	1	0	1	13
*at Tennessee (1.30)	31	3-12	.250	1-9	.111	2-4	.500	0-2-2	4	3	0	0	1	9
*KANSAS STATE (2.2)	32	6-10	.600	2-5	.400	1-1	1.000	0-2-2	1	2	0	0	0	15
*at West Virginia (2.6)	39	5-11	.455	3-6	.500	0-0	---	0-2-2	1	1	2	1	0	13
*OKLAHOMA STATE (2.8)	39	3-10	.300	2-6	.333	2-2	1.000	1-1-2	3	2	4	0	4	10
*IOWA STATE (2.11)	32	7-13	.538	5-10	.500	0-1	.000	0-3-3	0	0	1	0	1	19
*at Iowa State (2.13)	37	3-10	.300	1-6	.167	2-3	.667	0-0-0	1	2	0	2	3	9
*at Kansas State (2.17)	34	3-9	.333	1-5	.200	2-2	1.000	1-4-5	1	0	2	0	1	9
*TEXAS TECH (2.20)	29	4-11	.364	3-8	.375	3-4	.750	1-1-2	4	2	1	0	1	14
*at Texas (2.22)	43	5-15	.333	5-11	.455	2-3	.667	0-2-2	3	1	2	0	1	17
BAYLOR (2.27)														
UTEP (3.4)														

^ Starter

CAREER YEAR-BY-YEAR STATISTICS

SEASON	GP	GS	MIN	AVG	FG	FGA	PCT	3FG	3FGA	PCT	FT	FTA	PCT	OFF	DEF	TOT	AVG	PF	FO	AST	TO	BLK	STL	PTS	AVG
2018-19	22	16	568	25.8	70	156	.449	23	75	.307	25	36	.694	21	80	101	4.6	43	1	20	30	12	10	188	8.5
2019-20	31	31	1033	33.3	115	269	.428	46	136	.338	33	49	.673	36	93	129	4.2	59	0	62	58	8	38	309	10.0
2020-21	25	25	833	33.3	118	285	.414	66	170	.388	43	61	.705	26	62	88	3.5	43	0	47	35	12	28	345	13.8
TOTAL	78	72	2434	31.2	303	710	.427	135	381	.354	101	146	.692	83	235	318	4.1	145	1	129	123	32	76	842	10.8

BIG 12 ONLY YEAR-BY-YEAR STATISTICS

SEASON	GP	GS	MIN	AVG	FG	FGA	PCT	3FG	3FGA	PCT	FT	FTA	PCT	OFF	DEF	TOT	AVG	PF	FO	AST	TO	BLK	STL	PTS	AVG
2018-19	16	11	434	27.1	55	119	.462	19	59	.322	21	31	.677	13	68	81	5.1	34	1	16	22	8	10	150	9.4
2019-20	18	18	595	33.1	57	147	.388	19	68	.279	21	30	.700	23	48	71	3.9	31	0	29	32	5	15	154	8.6
2020-21	17	17	593	34.9	81	196	.413	48	124	.387	27	37	.730	15	44	59	3.5	31	0	26	27	7	17	237	13.9
TOTAL	51	46	1622	31.8	193	462	.418	86	251	.343	69	98	.704	51	160	211	4.1	96	1	71	81	20	42	541	10.6



# DAVID McCORMACK

Junior-2L • Forward • 6-10 • 265 • Norfolk, Va. • Oak Hill Academy

## SEASON STATS

PPG	RPG	BPG	FG%	3FG%	FT%
<b>13.0</b>	<b>6.1</b>	<b>1.1</b>	<b>50%</b>	<b>100%</b>	<b>80%</b>

## LAST GAME AT TEXAS (2.23.21)

MIN	PTS	REBS	ASTS	BLKS	STLS
<b>24</b>	<b>12</b>	<b>4</b>	<b>2</b>	<b>0</b>	<b>1</b>

Academic All-Big 12 First Team honoree last season who was second on the team with a 52.9 FG% ... Started 18 games as a sophomore ... Averaged 6.9 ppg and 4.1 rpg in 2019-20 ... Had a career-high 28 points, on 11-of-14 FGs, with seven rebounds in 16 minutes vs. Kansas City (12/14/19). **2018-19:** Started the final 13 games of the season ... Selected by Kansas Chancellor Douglas Girod to participate on the University's Campus Task Force on Community-Responsive Public Safety (1 of 25) ... A 2018 McDonald's All-American.

## CAREER HONORS

2019-20 Academic All-Big 12 First Team [2020]

## CAREER HIGHS

Points	28	vs. Kansas City (12.14.19)
Field Goals	11	vs. Kansas City (12.14.19)
Field Goal Att.	18	at Oklahoma State (1.12.21)
3PT Field Goals	1	vs. TCU (1.28.21)
3PT Field Goal Att.	1	vs. TCU (1.28.21)
		vs. West Virginia (1.4.20)
		vs. Monmouth (11.15.19)
Free Throws	9	vs. Oklahoma State (2.8.21)
Free Throw Att.	12	vs. Oklahoma State (2.8.21)
Rebounds	13	vs. Duke (11.5.19)
Assists	4	at Oklahoma (1.23.21)
		vs. Monmouth (11.15.19)
Blocks	3	at Oklahoma State (1.12.21)
		vs. Texas Tech (2.1.20)
Steals	2	8x, last at Kansas State (2.17.21)
Minutes	35	vs. Texas Tech (2.20.21)

## MISCELLANEOUS

	FR	SO	JR	CAREER
Double-Doubles	-	1	5	6
10+ Points	6	7	16	29
20+ Points	-	1	3	4
5+ Rebounds	10	8	16	34
10+ Rebounds	-	2	5	7
2+ Assists	4	2	8	14
1+ 3PT Field Goals	-	-	1	1
2+ Steals	2	3	3	8
2+ Blocks	2	1	7	10
Led Team in Pts.	1	2	9	12
Led Team in Rebs.	2	4	7	13
Led Team in Assists	-	1	2	3
Led Team in Steals	2	2	3	7
Led Team in Blocks	4	1	9	14

## 2020-21 GAME-BY-GAME

OPPONENT (Date)	MP	FG-A	PCT	3PT-A	PCT	FT-A	PCT	O-D-T	PF	A	TO	BLK	ST	TP
*vs. Gonzaga (11.26)	19	3-9	.333	0-0	---	2-2	1.000	1-5-6	2	0	4	0	1	8
*vs. Saint Joseph's (11.27)	12	2-6	.333	0-0	---	4-6	.667	1-2-3	2	0	3	0	0	8
*vs. Kentucky (12.1)	19	1-9	.111	0-0	---	5-6	.833	2-3-5	1	0	2	0	0	7
*WASHBURN (12.3)	18	7-8	.875	0-0	---	3-4	.750	3-3-6	1	1	2	1	1	17
*NORTH DAKOTA STATE (12.5)	13	3-8	.375	0-0	---	1-2	.500	1-1-2	3	0	0	1	0	7
*CREIGHTON (12.8)	27	5-12	.417	0-0	---	3-4	.750	3-4-7	2	1	3	0	1	13
*OMAHA (12.11)	14	4-9	.444	0-0	---	3-3	1.000	4-7-11	1	0	1	1	0	11
TARLETON STATE (12.13)	CANCELED													
*at Texas Tech (12.17)	20	3-10	.300	0-0	---	1-1	1.000	0-3-3	4	0	3	1	1	7
*WEST VIRGINIA (12.22)	32	4-9	.444	0-0	---	2-2	1.000	6-5-11	2	3	2	2	1	10
*TEXAS (1.2)	14	0-4	.000	0-0	---	8-8	1.000	3-2-5	2	0	0	0	0	8
*at TCU (1.5)	23	7-9	.778	0-0	---	6-6	1.000	3-5-8	1	1	0	2	0	20
*OKLAHOMA (1.9)	25	8-14	.571	0-0	---	1-3	.333	0-1-1	3	0	1	2	1	17
*at Oklahoma State (1.12)	31	10-18	.556	0-0	---	4-4	1.000	4-8-12	3	2	1	3	0	24
*at Baylor (1.18)	20	3-6	.500	0-0	---	0-0	---	2-0-2	4	1	4	2	1	6
*at Oklahoma (1.23)	17	4-10	.400	0-0	---	1-1	1.000	0-2-2	2	4	0	1	1	9
*TCU (1.28)	26	7-13	.538	1-1	1.000	0-0	---	4-2-6	1	0	2	1	1	15
*at Tennessee (1.30)	33	8-12	.667	0-0	---	1-2	.500	0-2-2	1	0	0	1	1	17
*KANSAS STATE (2.2)	23	9-14	.643	0-0	---	0-0	---	3-7-10	3	0	0	0	2	18
*at West Virginia (2.6)	28	6-11	.545	0-0	---	5-6	.833	6-3-9	2	1	3	0	0	17
*OKLAHOMA STATE (2.8)	29	7-16	.438	0-0	---	9-12	.750	3-7-10	2	3	1	2	0	23
IOWA STATE (2.11)	18	5-10	.500	0-0	---	2-3	.667	3-3-6	3	2	1	2	0	12
*at Iowa State (2.13)	21	6-12	.500	0-0	---	1-2	.500	6-2-8	5	2	3	1	2	13
*at Kansas State (2.17)	25	4-7	.571	0-0	---	0-0	---	1-3-4	0	2	3	0	2	8
*TEXAS TECH (2.20)	35	7-10	.700	0-0	---	3-3	1.000	3-6-9	2	2	0	0	0	17
*at Texas (2.22)	24	5-9	.556	0-0	---	2-4	.500	2-2-4	5	2	2	0	1	12
BAYLOR (2.27)														
UTEP (3.4)														

^ Starter

## CAREER YEAR-BY-YEAR STATISTICS

SEASON	GP	GS	MIN	AVG	FG	FGA	PCT	3FG	3FGA	PCT	FT	FTA	PCT	OFF	DEF	TOT	AVG	PF	FO	AST	TO	BLK	STL	PTS	AVG
2018-19	34	13	363	10.7	55	88	.625	0	0	.000	21	35	.600	42	62	104	3.1	39	0	13	27	13	7	131	3.9
2019-20	29	18	423	14.6	81	153	.529	0	2	.000	39	48	.813	46	74	120	4.1	50	1	18	32	12	13	201	6.9
2020-21	25	25	565	22.6	128	255	.502	1	1	1.000	67	84	.798	64	88	152	6.1	57	2	27	41	23	17	324	13.0
<b>TOTAL</b>	<b>88</b>	<b>56</b>	<b>1351</b>	<b>15.4</b>	<b>264</b>	<b>496</b>	<b>.532</b>	<b>1</b>	<b>3</b>	<b>.333</b>	<b>127</b>	<b>167</b>	<b>.760</b>	<b>152</b>	<b>224</b>	<b>376</b>	<b>4.3</b>	<b>146</b>	<b>3</b>	<b>58</b>	<b>100</b>	<b>48</b>	<b>37</b>	<b>656</b>	<b>7.5</b>

## BIG 12 ONLY YEAR-BY-YEAR STATISTICS

SEASON	GP	GS	MIN	AVG	FG	FGA	PCT	3FG	3FGA	PCT	FT	FTA	PCT	OFF	DEF	TOT	AVG	PF	FO	AST	TO	BLK	STL	PTS	AVG
2018-19	17	8	184	10.8	27	45	.600	0	0	.000	11	18	.611	17	25	42	2.5	25	0	5	15	6	5	65	3.8
2019-20	17	7	219	12.9	36	78	.462	0	1	.000	24	26	.923	26	35	61	3.6	33	1	8	15	9	5	96	5.6
2020-21	17	17	410	24.1	95	182	.522	1	1	1.000	45	55	.818	49	61	110	6.5	44	2	25	26	19	13	236	13.9
<b>TOTAL</b>	<b>51</b>	<b>32</b>	<b>813</b>	<b>15.9</b>	<b>158</b>	<b>305</b>	<b>.518</b>	<b>1</b>	<b>2</b>	<b>.500</b>	<b>80</b>	<b>99</b>	<b>.808</b>	<b>92</b>	<b>121</b>	<b>213</b>	<b>4.2</b>	<b>98</b>	<b>3</b>	<b>38</b>	<b>56</b>	<b>34</b>	<b>23</b>	<b>397</b>	<b>7.8</b>



# GETHRO MUSCADIN

(MUSE-ca-din)

Freshman-HS • Forward • 6-10 • 220 • Gonaives, Haiti • Aspire Academy (Ky.)

### SEASON STATS

PPG	RPG	BPG	FG%	3FG%	FT%
0.2	0.9	0.2	50%	-	0%

### LAST GAME AT TEXAS (2.23.21)

MIN	PTS	REBS	ASTS	BLKS	STLS
0+	0	0	0	0	0

Ranked as the No. 17 best center in the 2020 class by Rivals.com ... Started playing basketball when he was 15 years old and moved to the United States when he was 16 ... In 2019-20, played his senior prep season at Aspire Academy in Louisville, Kentucky, where he started 11 of 17 games played and battled through an early-season injury ... Averaged 12.6 points, 9.3 rebounds and 1.6 blocked shots per game at Aspire in 2019-20.

### CAREER HONORS

#### CAREER HIGHS

Points	2	vs. Omaha (12.11.20)
Field Goals	1	vs. Omaha (12.11.20)
Field Goal Att.	2	vs. Omaha (12.11.20)
3PT Field Goals	-	-
3PT Field Goal Att.	-	-
Free Throws	-	-
Free Throw Att.	1	vs. Omaha (12.11.20)
Rebounds	4	vs. Omaha (12.11.20)
Assists	-	-
Blocks	1	vs. Omaha (12.11.20) vs. Saint Joseph's (11.27.20)
Steals	-	-
Minutes	8	vs. Omaha (12.11.20)

#### MISCELLANEOUS

	FRESHMAN/CAREER
5+ Points	-
10+ Points	-
5+ Rebounds	-
2+ Assists	-
1+ 3PT Field Goals	-
2+ Steals	-
2+ Blocks	-
Led Team in Pts.	-
Led Team in Rebs.	-
Led Team in Assists	-
Led Team in Blocks	1
Led Team in Steals	-

### 2020-21 GAME-BY-GAME

OPPONENT (Date)	MP	FG-A	PCT	3PT-A	PCT	FT-A	PCT	O-D-T	PF	A	TO	BLK	ST	TP
vs. Gonzaga (11.26)	1	0-0	---	0-0	---	0-0	---	0-1-1	0	0	0	0	0	0
vs. Saint Joseph's (11.27)	1	0-0	---	0-0	---	0-0	---	0-0-0	0	0	0	1	0	0
vs. Kentucky (12.1)					DNP									
WASHBURN (12.3)	6	0-0	---	0-0	---	0-0	---	0-2-2	3	0	0	0	0	0
NORTH DAKOTA STATE (12.5)					DNP									
CREIGHTON (12.8)					DNP									
OMAHA (12.11)	8	1-2	.500	0-0	---	0-1	.000	2-2-4	1	0	1	1	0	2
TARLETON STATE (12.13)					CANCELED									
at Texas Tech (12.17)					DNP									
WEST VIRGINIA (12.22)					DNP									
TEXAS (1.2)	4	0-0	---	0-0	---	0-0	---	0-0-0	2	0	0	0	0	0
at TCU (1.5)	3	0-0	---	0-0	---	0-0	---	0-1-1	1	0	0	0	0	0
OKLAHOMA (1.9)					DNP									
at Oklahoma State (1.12)					DNP									
at Baylor (1.18)					DNP									
at Oklahoma (1.23)					DNP									
TCU (1.28)					DNP									
at Tennessee (1.30)	1	0-0	---	0-0	---	0-0	---	0-0-0	0	0	0	0	0	0
KANSAS STATE (2.2)					DNP									
at West Virginia (2.6)					DNP									
OKLAHOMA STATE (2.8)					DNP									
IOWA STATE (2.11)	4	0-0	---	0-0	---	0-0	---	0-1-1	0	0	0	0	0	0
at Iowa State (2.13)					DNP									
at Kansas State (2.17)	2	0-0	---	0-0	---	0-0	---	0-0-0	0	0	0	0	0	0
TEXAS TECH (2.20)					DNP									
at Texas (2.22)	0+	0-0	---	0-0	---	0-0	---	0-0-0	0	0	0	0	0	0
BAYLOR (2.27)														
UTEP (3.4)														

^ Starter

### CAREER YEAR-BY-YEAR STATISTICS

SEASON	GP	GS	MIN	AVG	FG	FGA	PCT	3FG	3FGA	PCT	FT	FTA	PCT	OFF	DEF	TOT	AVG	PF	FO	AST	TO	BLK	STL	PTS	AVG
2020-21	10	0	29	2.9	1	2	.500	0	0	.000	0	1	.000	2	7	9	0.9	7	0	0	1	2	0	2	0.2

### BIG 12 ONLY YEAR-BY-YEAR STATISTICS

SEASON	GP	GS	MIN	AVG	FG	FGA	PCT	3FG	3FGA	PCT	FT	FTA	PCT	OFF	DEF	TOT	AVG	PF	FO	AST	TO	BLK	STL	PTS	AVG
2020-21	5	0	12	2.4	0	0	.000	0	0	.000	0	0	.000	0	2	2	0.4	3	0	0	0	0	0	0	0.0



# MITCH LIGHTFOOT

RS-Senior-3L • Forward • 6-8 • 225 • Gilbert, Arizona • Gilbert Christian HS

## SEASON STATS

PPG	RPG	BPG	FG%	3FG%	FT%
<b>3.2</b>	<b>2.5</b>	<b>0.9</b>	<b>49%</b>	<b>20%</b>	<b>64%</b>

## LAST GAME AT TEXAS (2.23.21)

MIN	PTS	REBS	ASTS	BLKS	STLS
<b>5</b>	<b>2</b>	<b>2</b>	<b>0</b>	<b>1</b>	<b>0</b>

A redshirt in 2019-20 ... Completed undergrad degree in economics in Dec. 2019 ... Entered 2020-21 having played in 98 games while at KU with seven starts ... Enters his senior season tied for 20th on the KU career blocked shots list with 98, tied with Paul Pierce (1996-98) ... Has built a reputation for taking charges as he has led KU in the stat each of the last two seasons with 16 in 2017-18 and 14 in 2018-19 ... Was born in Kansas City and moved to Arizona as a youth ... Ranked eighth in the Big 12 with 1.5 blocked shots per game in 2018-19.

## CAREER HONORS

## CAREER HIGHS

Points	14	vs. Omaha (12.11.20)
Field Goals	4	6x, last at Baylor (1.18.21)
Field Goal Att.	7	at Baylor (1.18.21)
		at West Virginia (1.15.18)
		vs. Texas Southern (11.21.17)
3PT Field Goals	2	vs. Tennessee St. (11.10.17)
3PT Field Goal Att.	3	vs. Texas Southern (11.21.17)
Free Throws	5	vs. Omaha (12.11.20)
Free Throw Att.	6	vs. Omaha (12.11.20)
Rebounds	11	vs. Penn (3.15.18)
Assists	3	at Oklahoma State (3.2.19)
Blocks	6	at TCU (1.6.18)
Steals	2	at Iowa State (2.13.18)
Minutes	31	vs. Kansas State (2.25.19)

## MISCELLANEOUS

	FR	SO	JR	SR	CAREER
Double-Doubles	0	0	0	-	0
10+ Points	0	2	0	1	3
20+ Points	0	0	0	-	0
5+ Rebounds	1	10	9	4	24
10+ Rebounds	0	1	0	-	1
2+ Assists	0	1	3	-	4
2+ 3PT Field Goals	0	1	0	-	1
2+ Steals	0	1	0	-	1
2+ Blocks	3	13	7	5	28
Led Team in Pts.	0	0	0	-	0
Led Team in Rebs.	0	2	2	-	4
Led Team in Assists	0	0	0	-	0
Led Team in Steals	0	1	0	1	2
Led Team in Blocks	6	19	14	8	47

## 2020-21 GAME-BY-GAME

OPPONENT (Date)	MP	FG-A	PCT	3PT-A	PCT	FT-A	PCT	O-D-T	PF	A	TO	BLK	ST	TP
vs. Gonzaga (11.26)	10	2-2	1.000	0-0	---	0-0	---	0-4-4	1	0	0	1	0	4
vs. Saint Joseph's (11.27)	5	0-0	---	0-0	---	1-2	.500	0-2-2	1	0	1	0	0	1
vs. Kentucky (12.1)	2	0-0	---	0-0	---	0-0	---	0-0-0	0	0	0	0	0	0
WASHBURN (12.3)	11	2-5	.400	0-0	---	0-0	---	2-3-5	1	0	0	3	0	4
NORTH DAKOTA STATE (12.5)	3	2-2	1.000	0-0	---	0-0	---	2-1-3	1	0	1	0	0	4
CREIGHTON (12.8)	6	0-2	.000	0-0	---	2-2	1.000	2-1-3	1	0	0	0	0	2
OMAHA (12.11)	14	4-5	.800	1-1	1.000	5-6	.833	4-3-7	3	0	2	3	0	14
TARLETON STATE (12.13)	CANCELED													
at Texas Tech (12.17)	6	1-2	.500	0-0	---	0-0	---	0-0-0	1	0	0	0	0	2
WEST VIRGINIA (12.22)	8	0-0	---	0-0	---	0-0	---	0-2-2	2	0	0	0	0	0
TEXAS (1.2)	14	0-0	---	0-0	---	0-0	---	0-0-0	3	0	0	2	0	0
at TCU (1.5)	17	2-6	.333	0-1	.000	0-1	.000	4-1-5	1	0	2	1	1	4
OKLAHOMA (1.9)	15	3-3	1.000	0-0	---	1-3	.333	0-0-0	2	0	0	2	0	7
at Oklahoma State (1.12)	8	1-1	1.000	0-0	---	1-1	1.000	0-1-1	0	0	0	1	0	3
at Baylor (1.18)	17	4-7	.571	0-1	.000	0-0	---	3-1-4	3	1	2	0	0	8
at Oklahoma (1.23)	11	3-4	.750	0-0	---	0-0	---	1-2-3	3	0	0	0	0	6
TCU (1.28)	14	1-2	.500	0-0	---	0-1	.000	2-2-4	1	1	1	3	0	2
at Tennessee (1.30)	9	1-3	.333	0-1	.000	0-0	---	1-1-2	3	0	2	0	1	2
KANSAS STATE (2.2)	17	1-5	.200	0-1	.000	2-2	1.000	3-2-5	2	0	1	1	1	4
at West Virginia (2.6)	5	0-1	.000	0-0	---	0-0	---	0-0-0	2	0	1	0	0	0
OKLAHOMA STATE (2.8)	9	0-2	.000	0-0	---	1-2	.500	1-1-2	0	0	0	3	0	1
IOWA STATE (2.11)	18	1-3	.333	0-0	---	1-2	.500	0-3-3	1	0	0	0	0	3
at Iowa State (2.13)	15	1-6	.167	0-0	---	0-0	---	0-2-2	1	0	0	0	0	2
at Kansas State (2.17)	13	2-3	.667	0-0	---	0-0	---	1-2-3	3	0	1	0	0	4
TEXAS TECH (2.20)	5	0-0	---	0-0	---	0-0	---	0-0-0	2	0	1	1	0	0
at Texas (2.22)	5	1-1	1.000	0-0	---	0-0	---	1-1-2	1	0	1	1	0	2
BAYLOR (2.27)														
UTEP (3.4)														

^ Starter

## CAREER YEAR-BY-YEAR STATISTICS

SEASON	GP	GS	MIN	AVG	FG	FGA	PCT	3FG	3FGA	PCT	FT	FTA	PCT	OFF	DEF	TOT	AVG	PF	FO	AST	TO	BLK	STL	PTS	AVG
2016-17	26	0	102	3.9	10	18	.556	2	3	.667	2	12	.167	9	16	25	1.0	17	0	1	7	11	2	24	0.9
2017-18	38	7	531	14.0	60	105	.571	6	17	.353	18	25	.720	48	68	116	3.1	83	3	10	29	54	10	144	3.8
2018-19	34	0	399	11.7	31	57	.544	2	10	.200	18	35	.514	33	65	98	2.9	59	2	14	18	33	6	82	2.4
2020-21	25	0	258	10.3	32	65	.492	1	5	.200	14	22	.636	27	35	62	2.5	39	0	2	16	22	3	79	3.2
<b>TOTAL</b>	<b>123</b>	<b>7</b>	<b>1290</b>	<b>10.5</b>	<b>133</b>	<b>245</b>	<b>.543</b>	<b>11</b>	<b>35</b>	<b>.314</b>	<b>52</b>	<b>94</b>	<b>.553</b>	<b>117</b>	<b>184</b>	<b>301</b>	<b>2.4</b>	<b>198</b>	<b>5</b>	<b>27</b>	<b>70</b>	<b>120</b>	<b>21</b>	<b>329</b>	<b>2.7</b>

## BIG 12 ONLY YEAR-BY-YEAR STATISTICS

SEASON	GP	GS	MIN	AVG	FG	FGA	PCT	3FG	3FGA	PCT	FT	FTA	PCT	OFF	DEF	TOT	AVG	PF	FO	AST	TO	BLK	STL	PTS	AVG
2016-17	10	0	39	3.9	2	5	.400	0	0	.000	1	4	.250	4	5	9	0.9	7	0	0	3	6	0	5	0.5
2017-18	18	2	238	13.2	26	51	.510	1	8	.125	3	5	.600	24	22	46	2.6	33	1	7	6	27	5	56	3.1
2018-19	17	0	228	13.4	16	31	.516	1	5	.200	12	24	.500	20	32	52	3.1	36	2	8	9	15	5	45	2.6
2020-21	17	0	198	11.6	21	46	.457	0	3	.000	6	12	.500	16	20	36	2.1	28	0	2	10	15	2	48	2.8
<b>TOTAL</b>	<b>62</b>	<b>2</b>	<b>703</b>	<b>11.3</b>	<b>65</b>	<b>133</b>	<b>.489</b>	<b>2</b>	<b>16</b>	<b>.125</b>	<b>22</b>	<b>44</b>	<b>.500</b>	<b>64</b>	<b>79</b>	<b>143</b>	<b>2.3</b>	<b>104</b>	<b>3</b>	<b>17</b>	<b>28</b>	<b>63</b>	<b>12</b>	<b>154</b>	<b>2.5</b>

GAME-BY-GAME COMPARISONS

Opponent	1st	2nd	Score	Mar	Total FG	FG Pct	3-Pointers	3FG Pct	Free Throws	FT Pct	Rebounds	Mar	Assist	TOver	Block	Steal	Fouls
vs. Gonzaga (11/26)	46/54	44/48	90-102	(12)	33-62/40-62	.532/.645	8-18/6-18	.444/.333	16-24/16-20	.667/.800	24/33	(9)	10/16	15/15	3/0	6/8	19/15
vs. Saint Joseph's (11/27)	44/36	50/36	94-72	+22	32-64/26-75	.500/.347	9-20/13-37	.450/.351	21-28/7-9	.750/.778	51/33	+18	17/14	16/15	4/2	10/10	14/21
vs. Kentucky (12/1)	29/35	36/27	65-62	+3	20-67/22-61	.299/.361	5-21/3-21	.238/.143	20-30/15-20	.667/.750	47/43	+4	9/8	11/16	4/12	8/7	16/26
vs. Washburn (12/3)	49/32	40/22	89-54	+35	32-61/20-60	.525/.333	13-26/9-26	.500/.346	12-18/5-14	.667/.357	46/25	+21	15/12	13/13	5/2	10/10	10/16
vs. North Dakota State (12/5)	35/33	30/28	65-61	+4	24-62/21-53	.387/.396	4-15/6-18	.267/.333	13-19/13-17	.684/.765	43/32	+11	8/5	11/13	5/4	6/6	16/19
vs. Creighton (12/8)	39/35	34/37	73-72	+1	26-66/27-56	.394/.482	10-22/9-27	.455/.333	11-17/9-18	.647/.500	41/33	+8	18/13	12/14	3/5	10/9	13/16
vs. Omaha (12/11)	45/22	50/28	95-50	+45	34-71/17-62	.479/.274	12-31/4-20	.387/.200	15-18/12-15	.833/.800	54/31	+23	18/4	12/15	7/1	8/5	17/18
at Texas Tech (12/17)	29/26	29/31	58-57	+1	19-47/20-62	.404/.323	6-18/6-23	.333/.261	14-15/11-18	.933/.611	40/35	+5	13/8	16/7	3/3	3/5	22/14
vs. West Virginia (12/22)	35/36	44/29	79-65	+14	28-63/26-63	.444/.413	16-37/8-23	.432/.348	7-10/5-10	.700/.500	40/37	+3	19/10	11/11	5/2	4/4	17/13
vs. Texas (1/2)	29/37	30/47	59-84	(25)	20-65/30-61	.308/.492	3-23/12-26	.130/.462	16-22/12-14	.727/.857	37/46	(9)	6/12	12/16	5/2	8/7	16/18
at TCU (1/5)	49/35	44/29	93-64	+29	35-62/24-56	.565/.429	8-20/8-19	.400/.421	15-20/6-10	.750/.600	41/20	+21	21/15	8/10	4/0	5/2	12/13
vs. Oklahoma (1/9)	31/33	32/26	63-59	+4	23-47/23-60	.489/.383	6-20/6-20	.300/.300	11-19/7-10	.579/.700	35/32	+3	13/11	16/9	6/3	5/10	14/17
at Oklahoma State (1/12)	35/46	35/29	70-75	(5)	28-62/25-55	.452/.455	5-21/9-21	.238/.429	9-9/16-20	1.000/.800	35/29	+6	9/15	15/14	6/3	3/9	16/14
at Baylor (1/18)	28/41	41/36	69-77	(8)	25-52/28-52	.481/.538	10-19/9-19	.526/.474	9-12/12-13	.750/.923	23/29	(6)	18/14	15/18	3/3	5/10	16/17
at Oklahoma (1/23)	28/29	40/46	68-75	(7)	25-54/24-53	.463/.453	8-22/9-24	.364/.375	10-14/18-22	.714/.818	26/36	(10)	12/14	11/11	2/2	6/6	20/13
TCU (1/28)	18/19	41/32	59-51	+8	23-56/19-54	.411/.352	4-17/8-21	.235/.381	9-16/5-11	.563/.455	35/38	(3)	11/10	15/22	7/1	8/7	13/17
at Tennessee (1/30)	26/40	35/40	61-80	(19)	20-53/28-53	.377/.528	6-24/8-13	.250/.615	15-22/16-17	.682/.941	23/38	(15)	16/15	7/13	1/1	6/3	18/16
vs. Kansas State (2/2)	33/25	41/26	74-51	+23	29-67/18-53	.433/.340	9-29/5-21	.310/.238	7-8/10-14	.875/.714	41/34	+7	17/9	6/13	2/1	6/1	14/13
at West Virginia (2/6)	34/44	45/47	79-91	(12)	29-64/32-64	.453/.500	7-20/11-21	.350/.524	14-18/16-19	.778/.842	36/34	+2	12/18	18/13	1/2	5/9	21/15
vs. Oklahoma State (2/8)	28/25	50/41	78-66	+12	23-56/22-63	.411/.349	5-15/7-26	.333/.269	27-34/15-18	.794/.833	45/32	+13	13/10	19/18	6/7	9/7	15/24
vs. Iowa State (2/11)	39/27	58/37	97-64	+33	38-72/24-66	.528/.364	12-26/5-25	.462/.200	9-14/11-14	.643/.786	44/32	+12	17/8	7/10	5/4	9/5	12/12
at Iowa State (2/13)	24/24	40/26	64-50	+14	24-67/17-45	.358/.378	7-23/4-11	.304/.364	9-12/12-13	.750/.923	36/37	(1)	15/7	9/23	3/3	10/1	13/17
at Kansas State (2/17)	26/17	33/24	59-41	+18	22-48/18-58	.458/.310	4-16/3-24	.250/.125	11-17/2-6	.647/.333	35/36	(1)	9/11	16/18	2/1	11/6	9/17
vs. Texas Tech (2/20)	31/25	36/36	67-61	+6	25-63/22-53	.397/.415	8-28/5-17	.286/.294	9-13/12-19	.692/.632	39/36	+3	17/11	6/10	4/3	3/2	18/14
at Texas (2/23)	43/32	23/34	72-75	(3)	26-65/23-61	.400/.377	8-24/5-26	.333/.192	12-21/24-31	.571/.774	38/50	(12)	14/12	12/17	6/1	7/7	20/18

Note: Game totals are displayed in the format KANSAS/OPPONENT for each category

SPECIALTY SCORING STATS

Opponent	PAINT			OFF TURNOVERS			2ND CHANCE			FAST BREAK			BENCH		
	KU	OPP	MARGIN	KU	OPP	MARGIN	KU	OPP	MARGIN	KU	OPP	MARGIN	KU	OPP	MARGIN
vs. Gonzaga (11/26)	34	62	(28)	11	20	(9)	5	11	(6)	15	28	(13)	24	13	+11
vs. Saint Joseph's (11/27)	38	26	+12	17	15	+2	18	11	+7	35	11	+24	26	29	(3)
vs. Kentucky (12/1)	28	30	(2)	18	8	+10	11	16	(5)	12	9	+3	2	22	(20)
vs. Washburn (12/3)	26	22	+4	14	3	+11	16	16	-	12	5	+7	29	24	+5
vs. North Dakota State (12/5)	36	28	+8	12	11	+1	10	3	+7	5	5	-	16	17	(1)
vs. Creighton (12/8)	28	30	(2)	17	13	+4	11	3	+8	13	15	(2)	14	5	+9
vs. Omaha (12/11)	42	16	+26	22	11	+11	28	7	+21	10	7	+3	48	18	+29
at Texas Tech (12/17)	22	26	(4)	6	8	(2)	5	16	(11)	2	0	+2	9	8	+1
vs. West Virginia (12/22)	20	22	(2)	13	13	-	25	14	+11	1	2	(1)	4	5	(1)
vs. Texas (1/2)	26	30	(4)	14	10	+4	13	9	+4	6	14	(8)	10	23	(13)
at TCU (1/5)	46	32	+14	13	12	+1	10	2	+8	14	12	+2	21	32	(11)
vs. Oklahoma (1/9)	30	24	+6	8	17	(9)	4	12	(8)	5	7	(2)	11	8	+3
at Oklahoma State (1/12)	42	28	+14	23	19	+4	6	6	-	8	37	(29)	9	10	(1)
at Baylor (1/18)	30	34	(4)	23	26	(3)	11	12	(1)	11	14	(3)	17	13	+4
at Oklahoma (1/23)	32	24	+8	15	10	+5	1	4	(3)	13	9	+4	13	22	(9)
TCU (1/28)	34	22	+12	15	14	+1	9	7	+2	3	3	-	18	7	+11
at Tennessee (1/30)	22	28	(6)	19	4	+15	0	14	(14)	10	0	+10	18	24	(6)
vs. Kansas State (2/2)	38	18	+20	16	5	+11	18	11	+7	9	5	+4	11	7	+4
at West Virginia (2/6)	44	34	+10	22	26	(4)	19	13	+6	11	14	(3)	4	3	+1
vs. Oklahoma State (2/8)	32	28	+4	14	19	(5)	9	8	+1	3	8	(5)	2	6	(4)
vs. Iowa State (2/11)	50	24	+26	15	6	+9	17	2	+15	17	8	+9	24	13	+11
at Iowa State (2/13)	26	12	+14	16	6	+10	8	5	+3	6	3	+3	5	2	+3
at Kansas State (2/17)	32	20	+12	29	11	+18	3	8	(5)	8	6	+2	12	24	(12)
vs. Texas Tech (2/20)	24	14	+10	2	8	(6)	18	11	+7	3	2	+1	5	13	(8)
at Texas (2/23)	34	36	(2)	13	12	+1	12	7	+5	6	16	(10)	13	17	(4)
TOTALS	816	674	+142	387	307	+80	287	230	+57	238	230	+8	365	365	-
AVG/GM - OVERALL	32.6	27.0	+5.6	15.5	12.3	+3.2	11.5	9.2	+2.3	9.5	9.2	+0.3	14.6	14.6	0.0



# INDIVIDUAL LEADERS GAME-BY-GAME

OPPONENT	SCORE	W/L	POINTS	REBOUNDS	ASSISTS	STEALS	BLOCKS
vs. Gonzaga (11/26)	90-102	L	22-Marcus Garrett	6-David McCormack	4-Ochai Agbaji	2-Ochai Agbaji	1-Thompson, Agbaji, Lightfoot
vs. Saint Joseph's (11/27)	94-72	W	30-Christian Braun	9-Christian Braun Jalen Wilson	5-Dajuan Harris	4-Christian Braun	1-Grant-Foster, Muscadin, Wilson, Agbaji
vs. Kentucky (12/1)	65-62	W	23-Jalen Wilson	13-Christian Braun	5-Dajuan Harris	4-Dajuan Harris	2-Christian Braun
vs. Washburn (12/3)	89-54	W	17-David McCormack	6-Wilson, McCormack, Grant-Foster	5-Marcus Garrett	2-Bryce Thompson	3-Mitch Lightfoot
vs. North Dakota State (12/5)	65-61	W	14-Jalen Wilson	15-Jalen Wilson	4-Marcus Garrett	2-Ochai Agbaji Tyon Grant-Foster	2-Tyon Grant-Foster
vs. Creighton (12/8)	73-72	W	23-Jalen Wilson	10-Jalen Wilson	6-Christian Braun	3-Christian Braun	2-Tyon Grant-Foster
vs. Omaha (12/11)	95-50	W	18-Ochai Agbaji	11-David McCormack	8-Marcus Garrett	2-Marcus Garrett Tyon Grant-Foster	3-Mitch Lightfoot
at Texas Tech (12/17)	58-57	W	23-Ochai Agbaji	10-Marcus Garrett	4-Marcus Garrett Christian Braun	1-Garrett, Wilson, McCormack	1-McCormack, Wilson, Agbaji
vs. West Virginia (12/22)	79-65	W	22-Christian Braun	11-David McCormack	7-Christian Braun	2-Marcus Garrett	2-David McCormack
vs. Texas (1/2)	59-84	L	20-Jalen Wilson	7-Jalen Wilson	4-Marcus Garrett	3-Marcus Garrett	2-Mitch Lightfoot
at TCU (1/5)	93-64	W	20-David McCormack	8-Jalen Wilson David McCormack	7-Dajuan Harris	2-Christian Braun	2-David McCormack
vs. Oklahoma (1/9)	63-59	W	17-David McCormack	11-Jalen Wilson	4-Marcus Garrett	2-Marcus Garrett	2-Mitch Lightfoot David McCormack
at Oklahoma State (1/12)	70-75	L	24-David McCormack	12-David McCormack	3-Jalen Wilson Marcus Garrett	1-Braun, Thompson Agbaji	3-David McCormack
at Baylor (1/18)	69-77	L	17-Christian Braun	5-Jalen Wilson	8-Marcus Garrett	2-Ochai Agbaji	2-David McCormack
at Oklahoma (1/23)	68-75	L	21-Marcus Garrett	12-Marcus Garrett	4-Dajuan Harris David McCormack	1-Harris, McCormack, Wilson, Garrett, Braun, Enaruna	1-David McCormack Jalen Wilson
vs. TCU (1/28)	59-51	W	15-David McCormack	7-Marcus Garrett	4-Ochai Agbaji	3-Dajuan Harris	3-Mitch Lightfoot
at Tennessee (1/30)	61-80	L	17-David McCormack	9-Jalen Wilson	6-Jalen Wilson	1-Garrett, Harris, Agbaji, McCormack, Lightfoot, Grant-Foster	1-David McCormack
vs. Kansas State (2/2)	74-51	W	18-David McCormack Christian Braun	10-David McCormack	5-Dajuan Harris Marcus Garrett	2-David McCormack	1-Tristan Enaruna Mitch Lightfoot
at West Virginia (2/6)	79-91	L	18-Marcus Garrett	14-Jalen Wilson	4-Jalen Wilson	3-Christian Braun	1-Ochai Agbaji
vs. Oklahoma State (2/8)	78-66	W	23-David McCormack	11-Jalen Wilson	4-Marcus Garrett	4-Ochai Agbaji	3-Mitch Lightfoot
vs. Iowa State (2/11)	97-64	W	19-Ochai Agbaji	11-Jalen Wilson	6-Christian Braun	4-Marcus Garrett	2-David McCormack Bryce Thompson
at Iowa State (2/13)	64-50	W	22-Jalen Wilson	10-Jalen Wilson	5-Marcus Garrett	5-Marcus Garrett	2-Ochai Agbaji
at Kansas State (2/17)	59-41	W	14-Marcus Garrett	9-Jalen Wilson	2-Harris, Garrett McCormack	3-Dajuan Harris	1-Marcus Garrett Christian Braun
vs. Texas Tech (2/20)	67-61	W	17-David McCormack	11-Jalen Wilson	5-Marcus Garrett	2-Jalen Wilson	2-Christian Braun
at Texas (2/23)	72-75	L (OT)	17-Ochai Agbaji	13-Jalen Wilson	3-Wilson, Braun, Garrett	2-Christian Braun	2-Marcus Garrett Christian Braun

# LEAD/DEFICIT BREAKDOWN GAME-BY-GAME

Opponent	FIRST HALF SCORE			SECOND HALF SCORE			FINAL SCORE			LARGEST		TIMES TIED	LEAD CHANGES	TIME LED MIN.
	KU	OPP	MARGIN	KU	OPP	MARGIN	KU	OPP	MARGIN	LEAD	DEFICIT			
vs. Gonzaga (11/26)	46	54	(8)	44	48	(4)	90	102	(12)	2	18	4	1	0:17
vs. Saint Joseph's (11/27)	44	36	+8	50	36	+14	94	72	+22	26	7	6	13	24:52
vs. Kentucky (12/1)	29	35	(6)	36	27	+9	65	62	+3	5	13	8	6	8:30
vs. Washburn (12/3)	49	32	+17	40	22	+18	89	54	+35	35	-	0	0	39:47
vs. North Dakota State (12/5)	35	33	+2	30	28	+2	65	61	+4	4	8	6	7	7:59
vs. Creighton (12/8)	39	35	+4	34	37	(3)	73	72	+1	8	6	9	13	26:05
vs. Omaha (12/11)	45	22	+23	50	28	+22	95	50	+45	45	-	0	0	39:33
at Texas Tech (12/17)	29	26	+3	29	31	(2)	58	57	+1	8	7	8	5	16:59
vs. West Virginia (12/22)	35	36	(1)	44	29	+15	79	65	+14	22	3	1	3	36:42
vs. Texas (1/2)	29	37	(8)	30	47	(17)	59	84	(25)	0	27	0	0	0:00
at TCU (1/5)	49	35	+14	44	29	+15	93	64	+29	29	2	0	2	39:34
vs. Oklahoma (1/9)	31	33	(2)	32	26	+6	63	59	+4	7	7	7	9	24:42
at Oklahoma State (1/12)	35	46	(11)	35	29	+6	70	75	(5)	4	16	3	3	8:39
at Baylor (1/18)	28	41	(13)	41	36	+5	68	77	(9)	0	16	0	0	0:00
at Oklahoma (1/23)	28	29	(1)	40	46	(6)	75	68	(7)	6	8	6	9	11:14
vs. TCU (1/28)	18	19	(1)	41	32	+9	59	51	+8	10	8	7	9	14:23
at Tennessee (1/30)	26	40	(14)	35	40	(5)	61	80	(19)	0	26	0	0	0:00
vs. Kansas State (2/2)	33	25	+8	41	26	+15	74	51	+23	26	0	0	0	39:38
at West Virginia (2/6)	34	44	(10)	45	47	(2)	79	91	(12)	0	14	3	0	0:00
vs. Oklahoma State (2/8)	28	25	+3	50	41	+9	78	66	+12	15	5	5	9	26:18
vs. Iowa State (2/11)	39	27	+12	58	37	+21	97	64	+33	34	2	1	4	38:20
at Iowa State (2/13)	24	24	-	40	26	+14	64	50	+14	16	8	1	1	19:22
at Kansas State (2/17)	26	17	+9	33	24	+9	59	41	+18	24	-	1	0	38:13
vs. Texas Tech (2/20)	31	25	+6	36	36	-	67	61	+6	12	-	0	0	39:47
at Texas (2/23)	43	32	+11	23	34	-11	72	75	(3)	14	5	10	7	26:02
TOTALS	853	807	+46	981	842	+139	1840	1657	+183					
AVG/GM - OVERALL	34.1	32.3	+1.8	39.2	33.7	+5.5	73.6	66.3	+7.3					

INDIVIDUAL SUPERLATIVES

CATEGORY	KANSAS	OPPONENT
Points Scored	30 by Christian Braun vs. Saint Joseph's (11.27.20)	31 by Miles McBride of West Virginia (2.6.21)
Total Field Goals	10 by David McCormack at Oklahoma State (1.12.21) 10 by Christian Braun vs. Saint Joseph's (11.27.20)	11 by Drew Timme of Gonzaga (11.26.20)
Total FGs Attempted	18 by David McCormack at Oklahoma State (1.12.21)	18 by Cade Cunningham of Oklahoma State (2.8.21)
Highest FG% (5 made)	87.5 (7-8) by David McCormack vs. Washburn (12.3.20)	83.3 (5-6), 3x, last by Avery Anderson III of Oklahoma State (1.12.21)
Highest FG% (10 made)	76.9 (10-13) by Christian Braun vs. Saint Joseph's (11.27.20)	73.3 (11-15) by Drew Timme of Gonzaga (11.26.20)
3-Point Field Goals	6 by Christian Braun vs. West Virginia (12.22.20)	7 by Jared Butler of Baylor (1.8.201)
3-Pt. FGs Attempted	12 by Christian Braun vs. West Virginia (12.22.20)	10 by Sean McNeil of West Virginia (12.22.20)
3-Point FG% (min. 3 made)	100.00 (3-3) Marcus Garrett vs. West Virginia (12.22.20)	80.0 (4-5) by Miles McBride of West Virginia (2.6.21)
Free Throws	9 by David McCormack vs. Oklahoma State (2.8.21)	10 by Austin Reaves of Oklahoma (1.23.21)
Free Throws Attempted	12 by David McCormack vs. Oklahoma State (2.8.21)	11 by Austin Reaves of Oklahoma (1.23.21)
Free Throw % (min. 5 made)	100.0 (8-8) by David McCormack vs. Texas (1.2.21) 100.0 (6-6) by David McCormack at TCU (1.5.21) 100.0 (5-5) by Marcus Garrett at Tennessee (1.30.21) 100.0 (5-5) by Christian Braun vs. Saint Joseph's (11.27.20)	100.0 (9-9) by Miles McBride of West Virginia (2.6.21) 100.0 (8-8) by Courtney Ramey of Texas (2.23.21) 100.0 (7-7) by Jaden Springer of Tennessee (1.30.21) 100.0 (6-6) by Andrew Jones of Texas (2.23.21) 100.0 (5-5), 4x, last by Jalen Coleman-Lands of Iowa State (2.13.21)
Offensive Rebounds	6, 7x, last by David McCormack at Iowa State (2.13.21)	5 by Kai Jones of Texas (2.23.21) 5 by Gabe Osabuohien of West Virginia (12.22.20)
Defensive Rebounds	12 by Marcus Garrett at Oklahoma (1.23.21)	14 by Jaden Walker of Iowa State (2.11.21)
Total Rebounds	15 by Jalen Wilson vs. North Dakota State (12.5.20)	14 by Jaden Walker of Iowa State (2.11.21)
Assists	8 by Marcus Garrett at Baylor (1.18.21) 8 by Marcus Garrett vs. Omaha (12.11.20)	8, 3x, last by Miles McBride of West Virginia (2.6.21)
Turnovers	7 by Jalen Wilson vs. Oklahoma (1.9.21)	7 by Cade Cunningham of Oklahoma State (2.8.21) 7 by Davion Mitchell of Baylor (1.8.21)
Blocked Shots	3, 5x, last by Mitch Lightfoot vs. Oklahoma State (2.8.21)	8 by Isaiah Jackson of Kentucky (12.1.20)
Steals	5, by Marcus Garrett at Iowa State (2.13.21)	3, 14x, last by Antonio Gordon of Kansas State (2.17.21)
Minutes Played (including OT)	43 by Ochai Agbaji at Texas (2.23.21)	44 by Courtney Ramey of Texas (2.23.21)

TEAM SUPERLATIVES

KANSAS HIGH	KANSAS LOW	CATEGORY	OPPONENT HIGH	OPPONENT LOW
97 vs. Iowa State (2.11.21)	58 at Texas Tech (12.17.20)	Points	102 by Gonzaga (11.26.20)	41 by Kansas State (2.17.21)
58 (2nd) vs. Iowa State (2.11.21)	18 (1st) vs. TCU (1.28.21)	Points/Half	54 (1st) by Gonzaga (11.26.20)	17 (1st) by Kansas State (2.17.21)
6 at Texas (2.23.21)	-	Points/OT	9 by Texas (2.23.21)	-
38 vs. Iowa State (2.11.21)	19 at Texas Tech (12.17.20)	Field Goals	40 by Gonzaga (11.26.20)	17 by Iowa State (2.13.21) 17 by Omaha (12.11.20)
72 vs. Iowa State (2.11.21)	47 vs. Oklahoma (1.9.21) 47 at Texas Tech (12.17.20)	Field Goal Attempts	75 by Saint Joseph's (11.27.20)	45 by Iowa State (2.13.21)
56.5 (35-62) at TCU (1.5.21)	29.9 (20-67) vs. Kentucky (12.1.20)	Field Goal Percentage	64.5 (40-62) by Gonzaga (11.26.20)	27.4 (17-62) by Omaha (12.11.20)
16 vs. West Virginia (12.22.20)	3 vs. Texas (1.2.21)	3-Point Field Goals	13 by Saint Joseph's (11.27.20)	3 by Kansas State (2.17.21) 3 by Kentucky (12.1.20)
37 vs. West Virginia (12.22.20)	15 vs. Oklahoma State (2.8.21) 15 vs. North Dakota State (12.5.20)	3-Point Field Goal Attempts	37 by Saint Joseph's (11.27.20)	11 by Iowa State (2.13.21)
52.6 (10-19) at Baylor (1.18.21)	13.0 (3-23) vs. Texas (1.2.21)	3-Point Field Goal Percentage	61-5 (8-13) by Tennessee (1.30.21)	12.5 (3-24) by Kansas State (2.17.21)
27 vs. Oklahoma State (2.8.21)	7 vs. Kansas State (2.2.21) 7 vs. West Virginia (12.22.20)	Free Throws Made	24 by Texas (2.23.21)	2 by Kansas State (2.17.21)
34 vs. Oklahoma State (2.8.21)	8 vs. Kansas State (2.2.21)	Free Throw Attempts	31 by Texas (2.23.21)	6 by Kansas State (2.17.21)
100 (9-9) at Oklahoma State (1.12.21)	56.3 (9-16) vs. TCU (1.28.21)	Free Throw Percentage	94.1 (16-17) by Tennessee (1.30.21)	33.3 (2-6) by Kansas State (2.17.21)
20 vs. Omaha (12.11.20)	2 at Oklahoma (1.23.21)	Offensive Rebounds	19 by West Virginia (12.22.20)	3 by Creighton (12.8.20)
39 vs. Saint Joseph's (11.27.20)	14 at Baylor (1.18.21)	Defensive Rebounds	37 by Texas (2.23.21)	15 by TCU (1.5.21)
51 vs. Saint Joseph's (11.27.20)	23 at Tennessee (1.30.21) 23 at Baylor (1.18.21)	Rebounds	50 by Texas (2.23.21)	20 by TCU (1.5.21)
22 at West Virginia (2.6.21) 22 at Texas Tech (12.17.20)	9 at Kansas State (2.17.21)	Fouls	26 by Kentucky (12.1.20)	13, 4x, last by Kansas State (2.2.21)
1, 3x, last at Texas (2.23.21)	0, 22x, last vs. Texas Tech (2.20.21)	DQs	1, 4x, by Iowa State (2.13.21)	0, 21x, last by Texas (2.23.21)
21 at TCU (1.5.21)	6 vs. Texas (1.2.21)	Assists	18 by West Virginia (2.6.21)	4 by Omaha (12.11.20)
19 vs. Oklahoma State (2.8.21)	6 vs. Texas Tech (2.20.21) 6 vs. Kansas State (2.2.21)	Turnovers	23 by Iowa State (2.13.21)	7 by Texas Tech (12.17.20)
7 vs. TCU (1.28.21) 7 vs. Omaha (12.11.20)	1, 5x, at West Virginia (2.6.21)	Blocked Shots	12 by Kentucky (12.1.20)	0 by TCU (1.5.21) 0 by Gonzaga (11.26.20)
11 at Kansas State (2.17.21)	3, 3x, last vs. Texas Tech (2.20.21)	Steals	10, 4x, last by Baylor (1.18.21)	1 by Iowa State (2.13.21) 1 by Kansas State (2.2.21)

## KANSAS' RECORD WHEN...

	2020-21	Bill Self era
Leading At Half.....	12-1	419-32
Trailing At Half.....	4-7	81-80
Tied At Half.....	1-0	19-5
Leading With 5:00 Remaining in Regulation.....	16-0	475-18
Trailing With 5:00 Remaining in Regulation.....	0-7	34-94
Tied With 5:00 Remaining in Regulation.....	1-1	8-5
In Overtime.....	0-1	23-10
Kansas Outrebounds Opponent.....	14-2	388-50
Kansas Is Outrebounced.....	3-6	107-60
Kansas Is Tied in Rebounds.....	-	23-7
Kansas Commits More Turnovers.....	4-2	202-76
Opponent Commits More Turnovers.....	11-4	279-73
Kansas Is Tied in Turnovers.....	2-2	38-7
Kansas Has More Free Throw Attempts.....	10-3	342-37
Opponent Has More Free Throw Attempts.....	5-5	155-78
Kansas Is Tied in Free Throw Attempts.....	2-0	21-2
Kansas Shoots 50% or Better.....	5-1	268-10
Kansas Shoots Less Than 50%.....	12-7	250-107
Opponent Shoots 50% or Better.....	0-4	7-29
Opponent Shoots Less Than 50%.....	17-4	511-88
Kansas Shoots Better Than Opponent.....	12-2	480-41
Opponent Shoots Better Than Kansas.....	5-6	39-73
Kansas and Opponent Tied in FG%.....	-	0-2
Kansas Bench Outscores Opponent Bench.....	9-3	320-43
Opponent Bench Outscores Kansas Bench.....	8-5	187-71
Kansas Is Tied in Bench Points.....	-	11-3
Kansas Scores Between 0-59.....	3-1	13-19
Kansas Scores Between 60-69.....	5-3	83-61
Kansas Scores Between 70-79.....	4-3	161-23
Kansas Scores Between 80-89.....	1-0	162-12
Kansas Scores Between 90-99.....	4-1	73-2
Kansas Scores 100 or More.....	-	26-0
Opponent Scores Between 0-59.....	8-0	191-2
Opponent Scores Between 60-69.....	7-0	196-31
Opponent Scores Between 70-79.....	2-4	97-41
Opponent Scores Between 80-89.....	0-2	31-34
Opponent Scores 90 or More.....	0-2	3-9
On Mondays.....	1-1	75-17
On Tuesdays.....	5-2	64-20
On Wednesdays.....	1-0	68-6
On Thursdays.....	4-1	35-5
On Fridays.....	2-0	60-8
On Saturdays.....	4-4	181-51
On Sundays.....	-	33-10
In November.....	1-1	83-13
In December.....	7-0	102-15
In January.....	3-5	127-29
In February.....	6-2	114-29
In March.....	-	94-30
In April.....	-	2-1
On CBS.....	1-1	57-22
On CBS Sports Network.....	-	2-0
On ESPN.....	7-4	156-54
On ESPN2.....	2-1	91-16
On ESPN3.....	-	39-5
On Big 12 NOW on ESPN+.....	5-1	13-1
On Jayhawk TV.....	-	89-3
On Big 12 Network TV.....	-	41-6
On TBS/TNT/TruTV.....	-	13-4
On NBCSports Network.....	-	1-1
On FOX.....	0-1	0-2
On FS1.....	1-0	3-0
On Fox Sports Net.....	-	4-2
On ABC.....	1-0	7-2

## MISCELLANEOUS STREAKS

Kansas' All-Time Record.....	2,319-870
Consecutive games with a 3-point field goal.....	208
Consecutive games opponent under 100 points.....	24
Number of 100-point games in Kansas history.....	117
Number of 100-point games in Bill Self era.....	26
KU's All-Time Overtime Record.....	71-58
KU's last OT game.....	2/23/2021 (at Texas 75, Kansas 72 [OT])
Consecutive Allen Fieldhouse Sellouts (includes pandemic).....	317

ATTENDANCE	G	TOTAL	AVERAGE
*Home (Allen Fieldhouse).....	10	25,000	2,500
Away.....	10	25,254	2,525
Neutral.....	3	485	162

\*Games 1&amp;2 had no fans due to pandemic

## MISCELLANEOUS STATS

## STARTING LINEUPS (6)

(W-L)	1	2	3	4	5
15-7	Garrett	Braun	Wilson	Agbaji	McCormack
1-0	Garrett	Braun	Thompson	Agbaji	McCormack
1-0	Harris Jr.	Braun	Wilson	Agbaji	McCormack
0-1	Garrett	Braun	Harris Jr.	Agbaji	McCormack

## WIN/LOSS MARGIN

	1	2	3	4	5	6	7	8	9	10	11-15	16-29	30+
Wins	2	-	1	2	-	1	-	1	-	-	3	4	3
Losses	-	-	1	-	1	-	1	1	-	-	2	2	-

## VIOLATIONS/TECHNICAL FOULS

	3-Seconds	5-Seconds	10-Seconds	Shot Clock Exp.	Lane Viol.	Technical	Goaltending
Kansas	2	1	1	6	1	-	2
Opponent	1	1	-	18	-	-	3

## LEADS AND DEFICITS

KU's Biggest Halftime Lead	23 (45-22) vs. Omaha (12.11.20)
KU's Biggest Halftime Lead Blown	11 (43-32) at Texas (2.23.21)
KU's Biggest Halftime Deficit	14 (26-40) at Tennessee (1.30.21)
KU's Biggest Halftime Deficit Erased	11 (35-46) at Oklahoma State (1.12.21)
KU's Biggest Overall Lead	45 (95-50) vs. Omaha (12.11.20)
KU's Biggest Win Total	45 (95-50) vs. Omaha (12.11.20)
KU's Biggest Loss Total	25 (59-84) vs. Texas (1.2.21)
KU's Biggest Lead Blown	14 (34-20) at Texas 2.23.21)
KU's Biggest Overall Deficit	27 (57-84) vs. Texas (1.2.21)
KU's Biggest Deficit Overcome	16 (49-65) at Oklahoma State (1.12.21)

JUMP BALLS CONTROLLED  
(INCLUDES OT)

Kansas	19
Opponents	7

## HOW KU SCORED FIRST POINTS

3-Pointer	4
Jump Shot	7
Free Throw	3
Lay-In	7
Dunk	2
Alley-Oop	1
Follow	1

## BENCH POINTS

	PTS (AVG)
Kansas	365 (14.6)
Opponents	365 (14.6)

## WHO SCORED KU'S FIRST POINTS

David McCormack	10
Ochai Agbaji	7
Marcus Garrett	3
Jalen Wilson	3
Christian Braun	2

## DOUBLE-FIGURE SCORING

Ochai Agbaji	21
Jalen Wilson	20
David McCormack	16
Christian Braun	12
Marcus Garrett	10
Bryce Thompson	3
Tristan Enaruna	1
Tyion Grant-Foster	1
Mitch Lightfoot	1

## 20-PLUS POINT GAMES

Jalen Wilson	4
David McCormack	3
Christian Braun	2
Marcus Garrett	2
Ochai Agbaji	1

FIRST PLAYER OFF THE BENCH  
(sometimes multiple players)

Mitch Lightfoot	16
Bryce Thompson	6
Tristan Enaruna	4
Dajuan Harris	3
Jalen Wilson	2
Tyion Grant-Foster	1

## DOUBLE-FIGURE REBOUNDING

Jalen Wilson	10
David McCormack	5
Christian Braun	3
Marcus Garrett	2
Ochai Agbaji	1

## DOUBLE-DOUBLES

Jalen Wilson	9
David McCormack	5
Marcus Garrett	2
Ochai Agbaji	1
Christian Braun	1

## INDIVIDUAL MISCELLANEOUS STATISTICS (\*HUSTLE PLAYS)

NO. - PLAYER	*FLOOR BURNS	DUNKS	CHARGEDs DRAWN	FT-FTA (LAST 5:00/OT)
0 - Garrett.....	24	2	-	18-21
1 - Grant-Foster.....	3	3	1	2-4
2 - Braun.....	27	7	4	5-7
3 - Harris Jr.....	19	-	6	2-2
4 - Jossell.....	-	-	-	-
10 - Wilson.....	26	1	4	4-8
12 - Teahan.....	1	-	-	-
13 - Enaruna.....	4	1	1	3-4
20 - Jankovich.....	-	-	-	-
24 - Thompson.....	12	2	1	2-2
30 - Agbaji.....	22	12	1	9-14
33 - McCormack.....	24	15	-	11-17
35 - Muscadin.....	-	1	-	0-1
44 - Lightfoot.....	13	5	13	-
<b>TOTALS</b>	<b>175</b>	<b>49</b>	<b>31</b>	<b>56-80 (70.0%)</b>
<b>OPPONENTS</b>	<b>131</b>	<b>47</b>	<b>28</b>	<b>69-91 (75.8%)</b>

## BOX SCORES

1

## #1/2 GONZAGA 102, #6/5 KANSAS 90

Nov. 26, 2020 | Fort Myers, Fla. | Suncoast Credit Union Arena

**Kansas - 90**

NO.	Name	Min	FG	3P	FT	Rebounds		Fouls		TP	AS	TO	ST	Blocks	+/-	Shooting By Period	
			M-A	M-A	M-A	OR	DR	PF	FD					BS		BA	1st FG%
10	Jalen Wilson	F 21:42	5-11	0-3	1-3	3	1	4	3	2	2	2	0	0	-10	3PT%	6-11 54.5%
33	David McCormack	F 19:50	3-9	0-0	2-2	1	5	6	2	1	8	0	1	0	-10	FT%	8-12 66.7%
00	Marcus Garrett	G 36:40	7-9	2-2	6-7	0	2	2	3	4	22	2	1	0	-10	2nd FG%	17-33 51.5%
2	Christian Braun	G 27:57	3-6	2-3	0-2	0	2	2	1	1	8	0	3	0	-17	3PT%	2-7 28.6%
30	Ochai Agbaji	G 31:12	5-11	2-4	5-6	0	0	0	4	2	17	4	2	1	-17	FG%	8-12 66.7%
44	Mitch Lightfoot	09:20	2-2	0-0	0-0	4	4	1	1	0	4	0	0	1	0	GM FG%	33-62 53.2%
24	Bryce Thompson	28:29	5-10	1-4	1-2	1	2	3	3	3	12	1	0	2	1	FT%	8-16 44.4%
1	Tyon Grant-Foster	09:37	1-2	1-2	0-0	0	0	0	2	0	3	0	1	0	-3	3PT%	16-24 66.7%
13	Tristan Ekanur	09:52	2-2	0-0	1-2	0	1	1	0	1	5	1	1	0	0	Dead Ball Rebounds: 5.0	
3	Dajuan Harris	03:29	0-0	0-0	0-0	0	0	0	0	0	0	0	0	0	0		
4	Latrell Jossell	00:56	0-0	0-0	0-0	0	0	0	0	0	0	0	0	0	2		
35	Gethro Muscadin	00:56	0-0	0-0	0-0	0	0	0	0	0	0	0	0	0	2		
Team						0	1	1		0	0	0	0				
Totals			33-62	8-18	16-24	5	19	24	19	14	90	15	6	3	0	-12	

Gonzaga - 102

NO.	Name		Min	FG	3P	FT	Rebounds		Fouls	TP	AS	TO	ST	Blocks	+/-	Shooting By Period					
				M-A	M-A	M-A	OR	DR	PF					BS		1st FG%	21-31	67.7%			
2	Drew Timme	F	32:19	11-15	0-1	3-4	2	4	6	3	25	1	5	2	0	0	16	1st FG%	5-10	50.0%	
22	Anton Watson	F	18:48	1-1	0-0	0-0	1	3	4	2	2	2	0	3	1	0	-4	FT%	7-8	87.5%	
4	Cory Kispert	F	37:48	8-13	3-8	4-4	0	4	4	3	4	23	0	0	0	0	18	2nd FG%	19-31	61.3%	
1	Jalen Suggs	G	23:44	9-15	2-3	4-5	1	3	4	3	5	24	8	1	2	0	16	3PT%	1-8	12.5%	
3	Joe Ayayi	G	31:50	7-9	0-2	1-2	1	8	9	1	2	15	1	2	0	0	16	FT%	9-12	75%	
13	Andrew Nembhard		31:57	3-6	1-3	4-5	0	1	1	0	14	3	0	0	0	0	14	GM FG%	40-62	64.5%	
21	Oumar Ballo		04:31	0-1	0-0	0-0	0	1	1	2	0	0	0	2	0	0	2	3PT%	6-18	33.3%	
4	Aaron Cook		11:22	1-2	0-1	0-0	0	0	0	0	2	3	0	1	0	0	-9	FT%	16-20	80.0%	
55	Dominick Harris		03:22	0-0	0-0	0-0	0	0	0	0	0	0	0	0	0	0	-3	Dead Ball Rebounds: 1,0			
0	Julian Strawther		02:27	0-0	0-0	0-0	0	0	0	0	0	0	0	1	0	0	-2				
5	Martynas Ariauskas		00:56	0-0	0-0	0-0	0	0	0	0	0	0	0	0	0	0	-2				
10	Pavel Zakharov		00:56	0-0	0-0	0-0	0	0	0	0	0	0	0	0	0	0	-2				
Team							1	3	4	0	0	2									
Totals					40-62	6-18	16-20	6	27	33	15	19	102	16	5	8	0	3	12		

**Technical Fouls: Suggs 1<sup>st</sup> 19:20**

	Kansas	Gonzag	Points from	Kansas	Gonzag	Period by Period Scoring			
<b>Biggest lead</b>	2 (1 <sup>st</sup> 19:48)	18 (2 <sup>nd</sup> 3:19)	<b>Turnovers</b>	11	20		<b>1st</b>	<b>2nd</b>	<b>TOT</b>
<b>Best Scoring Run</b>	8 (1 <sup>st</sup> 7:16)	8 (2 <sup>nd</sup> 3:19)	<b>Paint</b>	34	62				
<b>Lead Changes</b>		1	<b>Second Chance</b>	5	11	<b>Kansas</b>	46	44	90
<b>Times Tied</b>		4	<b>Fast Breaks</b>	15	28				
<b>Time with Lead</b>	00:17	38:06	<b>Bench</b>	24	13	<b>Gonzag</b>	54	48	102

3

## #7/5 KANSAS 65, #20/9 KENTUCKY 62

Dec. 1, 2020 | Indianapolis, Ind. | Bankers Life Fieldhouse

## Kansas - 65

Record: 2-1

NO.	Name		Min	Shooting By Period														4th
				FG	3P	FT	Reb	TO	Fouls	TP	AS	TO	ST	BS	Blocks			
				M-A	M-A	M-A	O-R	D-T	P-F	P-F								
10	Jalen Wilson	F	11:08	8-16	2-5	5-8	3	7	10	4	7	23	0	3	0	0	10	1st FG% 11-35 31.4%
33	David McCormack	F	19:21	8-9	0-0	5-6	2	3	5	1	6	7	0	2	0	0	3	FT% 2-10 20.0%
0	Marcus Garrett	G	34:51	4-11	0-1	0-0	1	4	5	2	8	1	3	1	0	0	3	FT% 5-9 55.6%
2	Christian Braun	G	3:45	2-10	0-4	4-8	6	7	13	3	7	8	0	0	2	2	3	2nd FG% 9-32 28.1%
30	Ochai Agbaji	G	30:37	5-17	3-9	4-6	1	4	5	1	4	17	3	2	1	1	1	3PT% 3-11 27.3%
44	Michal Lightfoot		02:26	0-0	0-0	0-0	0	0	0	0	0	0	0	0	0	0	0	FT% 15-21 71.4%
24	Bryce Thompson		09:04	0-2	0-1	0-0	0	0	0	0	3	0	0	0	0	0	1	GM FG% 20-67 29.9%
13	Tristan Enaruna		01:41	0-0	0-0	0-0	0	0	0	0	0	0	0	0	0	0	0	FT% 5-21 23.8%
3	Dajuan Harris		25:04	0-1	0-0	2-2	0	1	1	2	2	5	0	4	1	0	12	3PT% 5-20 66.7%
1	Tyion Grant-Foster		01:36	0-1	0-1	0-0	1	0	1	0	0	0	0	0	0	0	1	Dead Ball Rebounds: 8.
Team							5	2	7			0	1					
Totals				20-67	5-21	20-30	19	28	47	17	26	65	9	11	8	4	12	3

**Technical Fouls:**Braun 1<sup>st</sup>2:04Coach 2<sup>nd</sup>19:45

Kentucky - 62

Record: 1-2

NO.	Name		Min	FG	3P	FT	Rebounds			Fouls			TP	AS	TO	ST	BS	Blocks	a/+	Shooting By Period		
							OR	DR	TR	PF	FD											
23	Isiah Jackson	F	30:08	3-7	0-1	1-1	3	9	12	4	3	7	0	1	0	8	0	-4		1 <sup>st</sup> FG%	14-31	45.2%
30	Olivier Sarr	F	13:56	4-6	0-0	0-0	2	4	6	4	2	8	1	0	0	2	0	6		3PT%	1-7	14.3%
2	Devin Askew	G	24:16	1-5	0-2	5-6	1	1	2	3	2	7	1	4	1	0	1	6		FT%	6-9	66.7%
3	Brandon Boston Jr.	G	30:54	4-13	0-4	4-4	1	5	6	1	12	12	1	3	1	0	-1	-9		2 <sup>nd</sup> FG%	8-30	26.7%
5	Terrence Clarke	G	34:56	3-11	0-4	0-0	1	2	3	5	0	6	2	3	0	1	-1	-2		3PT%	2-14	14.3%
10	Davian Mintz	A	22:48	4-11	2-5	2-4	2	0	2	0	3	12	2	3	2	0	1	0		FT%	9-11	81.8%
21	Cam/Ron Fletcher		13:06	0-2	0-2	0-0	0	2	2	3	0	0	0	0	2	0	-2		GM FG%	22-61	36.1%	
55	Lance Ware	O	09:53	0-0	0-0	1-2	0	1	1	3	1	1	0	1	0	1	0	0		3PT%	3-21	14.3%
11	Dontae Allen	O	08:29	1-2	1-2	0-0	0	0	0	1	0	3	0	0	0	0	0	-3		FT%	15-20	75.0%
0	Jacob Toppin		11:34	2-4	0-1	2-3	2	1	3	2	2	6	0	1	0	0	0	-7				
Team							1	5	6			0	1						Dead Ball Rebounds: 21			
Totals				22-61	3-21	15-20	13	30	43	26	15	62	8	16	7	12	4	-3				

Technical Fouls::NONE

	KU	KEN							
Biggest lead	5 (2 <sup>nd</sup> 2:26)	13 (1 <sup>st</sup> 6:12)	Points from	KU	KEN	Period by Period Scoring			
Best Scoring Run	10 (2 <sup>nd</sup> 12:46)	15 (1 <sup>st</sup> 10:59)	Turnovers	18	8				
Lead Changes	6		Paint	28	30	KU	29	36	65
Times Tied	8		Second Chance	11	16				
Time with Lead	08:30	26:14	Fast Breaks	12	9	KEN	35	27	62
			Bench	2	22				

2

## #6/5 KANSAS 94, SAINT JOSEPH'S 72

Nov. 27, 2020 | Fort Myers, Fla. | Suncoast Credit Union Arena

**Saint Joseph's - 72**

Record: 0-2

NO. Name		Min	FG M-A	3P M-A	FT M-A	Reb OR	DR	Fouls PF	TS	AP	TO	ST	Blocks B-BA	+/-	Shooting By Period			
22	Jordan Hall	F 22:46	2-9	2-4	0-0	1	4	5	3	0	6	5	0	2	0	-15	1st FG% 13-40 32.5%	
33	Taylor Funk	F 23:53	3-7	1-4	0-0	4	2	6	2	0	7	3	0	1	0	-2	3PT% 7-21 33.3%	
0	Dahmer Bishop	G 24:07	4-12	4-8	0-0	1	1	1	1	14	0	4	1	0	1	-13	FT% 3-4 75.0%	
1	Ryan Daly	G 23:29	4-11	1-5	5-7	1	6	7	4	5	14	3	6	3	0	-2	2nd FG% 13-35 37.1%	
5	Reg Foster Jr.	G 21:23	1-9	0-3	0-0	4	5	1	1	2	2	0	0	0	1	0	3PT% 6-16 37.5%	
3	Camerson Brown	G 24:27	2-7	1-4	0-0	3	0	2	1	1	2	0	0	2	0	-23	FT% 4-5 80%	
12	Anthony Longstre	08:43	0-2	0-0	0-0	0	1	1	2	0	0	1	0	0	-1	-7	GM FG% 26-75 34.7%	
24	Jack Forrest	23:16	7-14	4-8	0-0	2	2	3	2	18	0	1	0	0	-24	-1	3PT% 3-7 42.9%	
11	Rahmir Moore	17:15	0-1	0-0	0-0	1	1	0	2	0	0	0	1	0	-7	-7	FT% 1-9 11.1%	
13	Jadrian Tracey	04:59	1-1	0-0	2-2	1	1	2	3	2	4	0	2	0	-8	-8	Def Ball Rebounds: 1.0	
10	Anton Jansson	05:42	1-2	0-1	0-0	0	0	0	1	2	0	0	0	1	-9	-9		
Team																		
Totals				26-75	13-37	7-9	11	22	33	21	14	72	14	15	10	2	4	-22

Technical Fouls: NONE

Kansas - 94

Record: 1-1

NO.	Name	Min	FG	3P	FT	Rebounds		Fouls	TP	AS	TO	Stk	Shooting By Period		
			M-A	M-A	M-A	OR	DR	PF	FT	AS	TO	Bk	BA	+/-	
33	David McCormack	F 11:27	0-0	4-6	1	2	3	8	0	0	0	0	7	1st FG% 14-32 43.8%	
00	Marcus Garrett	G 28:45	1-5	0-0	3-4	2	5	5	3	3	0	0	21	3PT% 5-9 55.6%	
2	Christie Braun	G 35:37	10-13	5-8	5-5	1	8	9	3	3	3	4	0	FT% 11-12 91.7%	
24	Bryce Thompson	G 21:07	3-7	1-2	0-0	4	4	2	7	2	4	0	2	2nd FG% 18-32 56.3%	
30	Ochaj Apob	G 34:24	7-13	2-5	2-2	2	2	4	1	2	1	1	22	3PT% 4-11 36.4%	
10	Jalen Wilson	G 24:21	4-8	0-2	6-6	1	5	1	1	1	1	0	22	FT% 10-16 62.5%	
44	Mich Lightfoot	G 05:04	0-0	0-0	1-2	0	2	1	1	0	0	0	4	GM FG% 32-64 50.0%	
1	Tyon Grant-Foster	L 12:09	1-5	0-1	0-0	1	2	3	2	0	1	0	-2	3PT% 3-9 33.3%	
13	Tristan Enanoria	10:41	3-6	0-1	0-0	3	3	0	6	0	0	0	1	FT% 9-20 45.0%	
3	Dajuan Harris	15:31	1-1	1-1	0-0	1	2	3	5	1	2	0	21	FT% 21-28 75.0%	
35	Geth McCormadin	01:04	0-0	0-0	0-0	0	0	0	0	0	0	1	-2	Dead Ball Rebounds: 5.0%	
Team						1	3	4	17	16	10	4	22		
Totals			32-64	9-20	21-28	12	39	51	14	21	94	17	16	0	

Technical Fouls: NONE

	SJU	Kansas	Points from	SJU	Kansas	Period by Period Scoring				
Biggest lead	7 (1 <sup>st</sup> 9:14)	26 (2 <sup>nd</sup> 0:41)	Turnovers	15	17		1st	2nd	TOT	
Best Scoring Run	10 (2 <sup>nd</sup> 18:03)	11 (1 <sup>st</sup> 3:36)	Paint	26	38		SJU	36	36	72
Lead Changes	13		Second Chance	11	18	Kansas		44	50	94
Times Tied	6		Fast Breaks	11	35					
Time with Lead	11:30	24:52	Bench	29	26					

4

**AT #7/5 KANSAS 89, WASHBURN 54**

Dec. 3, 2020 | Lawrence, Kan. | Allen Fieldhouse

Washburn - 54

Record: 3-0

NO. Name		Min	FG M/A	3P M/A	FT M/A	Reb O/D	Fouls FF/OT	TP	AS	TO	ST	Blocks B/B+	+/-	Shooting By Period	
23	Will McKee	F 20:36	2-3	1-1	0-2	3 3 6	3 2 5	0	1	1	0	0	-17	1 <sup>st</sup> FG%	13-33 39.4%
4	Jenny Clausing	F 23:52	4-11	0-0	0-2	1 4 5	0 1 8	1	1	1	1	2	-16	3PT%	6-14 42.9%
5	Drew Maschoff	G 23:17	1-9	0-6	0 0 2	2 0 0	0 1 8	2	1	2	3	0	-20	FT%	0-2 0%
12	Tyler Geiman	G 28:57	3-9	2-5	1-2	0 1 1	2 1 9	7	3	2	0	1	-31	2 <sup>nd</sup> FG%	7-27 25.9%
20	Jalen Lewis	G 26:49	2-8	2-3	0-0	0 0 0	2 1 6	0 0 0	0 1	0 0	0 0	-20	3PT%	3-12 25.0%	
10	Connor Deffebaugh	16:01	1-3	0-1	0-2	0 1 1	3 2 2	0 1	1	1	0	0	-13	FT%	5-12 41.7%
14	Tyler Nelson	23:40	2-7	1-5	0 0 1	3 4 0	3 2 5	1 1	1	1	0	0	-16	GM FG%	20-60 33.3%
35	Jace Williams	14:43	2-4	0-0	1-2	2 1 3	3 1 5	0 0	0 0	0 0	1 1	-16	3PT%	9-26 34.6%	
13	Levi Braun	11:19	3-4	3-4	0-0	0 1 1	0 0 9	1 1	0 0	0 0	0 0	-13	FT%	5-14 35.7%	
3	Azeem Ross	04:19	0-0	0-0	3-4	1 0 1	0 2 3	1 0	0 0	0 0	0 0	-1	Dead Ball Rebounds: 7		
4	Isaiiah Thorne	02:21	0-0	0-0	0-0	0 0 0	0 0 0	0 0	2 0	0 0	0 0	-3			
22	Shannon Cordes	02:21	0-2	0-1	0-0	0 0 0	1 0 0	0 0	0 0	0 0	0 0	-3			
11	Rathen Carter	01:45	0-0	0-0	0-0	0 0 1	0 0 0	0 0	0 0	0 0	0 0	-3			
Team						0 0 0		0	1						
Totals				20-60	9-26	5-14	8 17 25	16 10 54	12	13	10	2 5	-35		

Technical Fouls: NONE

Kansas - 89

Record: 3-1

NO.	Name		Min	FG	3P	FT	Rebounds			Fouls	PF	TP	AS	TO	ST	Blocks		+/-	Shooting By Period		
				OR	DR	TOT	BS	BA	1st	FG%	17-32	53.1%									
10	Jalen Wilson	F	19:27	4-6	3-5	2-4	1	5	6	1	3	13	0	2	0	0	0	23	3PT%	7-14	50.0%
33	Dave McCormack	F	17:52	7-8	0-0	3-4	3	3	6	1	4	17	1	2	1	0	0	25	FT%	8-11	72.7%
00	Marcelus Garrett	G	22:24	2-5	1-3	0-0	0	4	4	0	2	5	5	0	1	1	0	30	2nd FG%	15-29	51.7%
2	Christian Braun	G	21:27	3-7	3-5	0-0	2	3	5	0	0	9	2	2	1	0	0	27	3PT%	6-12	50.0%
30	Ochai Agboji	G	24:13	5-9	4-6	2-2	3	2	5	1	1	16	1	0	1	0	1	27	FT%	4-7	57.1%
24	Bryce Thompson	F	21:36	4-8	1-4	2-4	0	0	0	3	11	1	2	2	0	0	7	GM FG%	32-61	52.5%	
44	Mitch Lightfoot		10:55	2-5	0-0	0-0	2	3	5	1	1	4	0	0	0	3	0	6	3PT%	13-26	50.0%
1	Tyon Grant-Foster		16:05	3-7	0-1	0-0	1	5	6	1	0	6	1	1	1	0	1	4	FT%	12-18	66.7%
3	Dajuan Harris		17:35	1-2	0-0	0-0	1	1	2	0	0	2	4	1	1	0	0	9	Dead Ball Rebounds: 3, 1, 1		
13	Tristan Enaruna		16:28	0-3	0-1	3-4	1	3	4	1	2	3	0	2	1	0	0	8			
35	Gethro Muscadin		05:56	0-0	0-0	0-0	0	2	2	3	0	0	0	0	0	0	0	3			
4	Latrell Jossell		03:01	1-1	1-1	0-0	0	0	0	0	1	0	3	0	1	1	0	0			
12	Chris Teahan		03:01	0-0	0-0	0-0	0	1	1	0	0	0	0	0	0	0	0	3			
Team							0	0	0			0	0								
Totals				32-61	13-26	12-18	14	32	46	10	16	89	15	13	0	5	2	35			

Technical Fouls: NONE

	WASH	KAN	Points from	WASH	KAN	Period by Period Scoring			
Biggest lead	0 (1 <sup>st</sup> 20:00)	35 (2 <sup>nd</sup> 0:17)	Turnovers	3	14		1st	2nd	TOT
Best Scoring Run	6 (1 <sup>st</sup> 13:04)	14 (2 <sup>nd</sup> 12:47)	Paint	22	26	WASH	32	22	54
Lead Changes			Second Chance	16	16		KAN	49	40
Times Tied	0		Fast Breaks	5	12				
Time with Lead	00:00	39:47	Bench	24	29				



## BOX SCORES

5

## AT #7/5 KANSAS 65, NORTH DAKOTA STATE 61

Dec. 5, 2020 | Lawrence, Kan. | Allen Fieldhouse

North Dakota St. - 61

Record: 0-4

NO. Name	Min	FG M-A	3P M-A	FT M-A	Rebounds OR DR TOT	Fouls PF FD	TP	AS	TO	ST	Blocks BS BA +/-
34 Rocky Kreuser	F 24:02	3-10	1-3	4-4	1 2 3	5 3	11	2	1	2	1 3
3 Tyree Eady	G 30:54	4-7	1-1	5-5	2 4 6	2 3	14	0	1	1	0 2 -5
5 Sam Griesel	G 32:10	3-9	1-2	0-2	0 6 6	0 2	7	1	5	0	0 1 0
11 Jarius Cook	G 29:04	3-10	1-5	0-0	1 4 5	3 2	7	0	3	0	0 1 -6
23 Malecek Harden-Hayes	G 26:32	1-2	1-2	2-2	1 3 4	2 2	5	1	2	0	0 0 4
2 Jaxon Knotek	13:56	2-4	1-3	0-0	0 4 4	2 1	5	0	0	0	0 0 -3
21 Boden Skunberg	07:59	1-1	0-0	0 0 0	0 0 0	1 0	2	0	0	1	0 0 3
44 Tyler Witz	02:09	0-1	0-0	0 0 0	0 0 0	0 0	0	0	0	1	0 0 -3
0 Dezmond McKinney	17:54	2-5	0-1	2-4	1 2 3	2 3	6	0	0	1	0 0 -10
4 Grant Nelson	15:20	2-4	0-1	0-0	0 0 0	2 0	4	1	0	0	3 0 -3
Team					1 0 1		0	1			
Totals		21-53	6-18	13-17	7 25 32	19 16	61	5	13	6	4 5 -4

Technical Fouls:NONE

Kansas - 65

Record: 4-1

NO. Name	Min	FG M-A	3P M-A	FT M-A	Rebounds OR DR TOT	Fouls PF FD	TP	AS	TO	ST	Blocks BS BA +/-
10 Jalen Wilson	F 33:24	5-15	1-5	3-3	4 11 15	2 4	14	1	1	0	0 0 1
33 David McCormack	F 13:14	3-8	0-0	1-2	1 1 2	3 4	7	0	0	0	1 0 -3
0 Marcus Garrett	G 36:56	2-9	0-0	2-2	1 4 5	2 2	6	4	1	1	0 4 -3
2 Christian Braun	G 26:46	2-6	1-2	4-4	2 4 6	3 3	9	0	3	0	1 0 2
30 Ochai Agbaji	G 35:25	5-11	2-7	1-4	1 2 3	1 2	13	3	1	2	1 0 6
24 Bryce Thompson	15:03	1-2	0-0	0 0 0	0 0 0	2 0	2	0	1	0	0 0 3
3 Dajuan Harris	10:08	0-2	0-0	0 0 0	1 0 1	1 1	0	0	1	1	0 0 -2
44 Mitch Lightfoot	03:04	2-2	0-0	0 0 0	2 1 3	1 0	4	0	1	0	0 0 0
13 Tristan Enaruna	04:35	1-1	0-0	0 0 0	0 0 0	0 2	0	1	0	0	0 0 -2
1 Tyon Grant-Foster	21:25	3-6	0-1	2-4	4 4 8	1 3	8	0	1	2	2 0 12
Team					0 0 0		0	0			
Totals		24-62	4-15	13-19	16 27 43	16 19	65	8	11	6	5 4 4

Technical Fouls:NONE

NDSU Kansas

Biggest lead	8 (1 <sup>st</sup> 17:49)	4 (1 <sup>st</sup> 2:51)
Best Scoring Run	8 (1 <sup>st</sup> 17:49)	10 (1 <sup>st</sup> 15:59)
Lead Changes	7	
Times Tied	6	
Time with Lead	28:25	07:59

Points from Turnovers	11	12
Paint	28	36
Second Chance	3	10
Fast Breaks	5	5
Bench	17	16

Period by Period Scoring				
1st	33	28	61	
2nd				
TOT				
Kansas	35	30	65	

Shooting By Period	
1 <sup>st</sup> FG%	11-25 44.0%
3PT%	4-9 44.4%
FT%	7-8 87.5%
2 <sup>nd</sup> FG%	10-28 35.7%
3PT%	2-9 22.2%
FT%	6-9 66.7%
GM FG%	21-53 39.6%
3PT%	6-18 33.3%
FT%	13-17 76.5%

Dead Ball Rebounds: 1, 0

6

## AT #5/5 KANSAS 73, #8/7 CREIGHTON 72

Dec. 8, 2020 | Lawrence, Kan. | Allen Fieldhouse

Creighton - 72

Record: 3-1

NO. Name	Min	FG M-A	3P M-A	FT M-A	Rebounds OR DR TOT	Fouls PF FD	TP	AS	TO	ST	Blocks BS BA +/-
13 Christian Bishop	F 29:04	5-6	1-1	2-4	1 8 9	2 4	13	1	4	1	3 0 3
23 Damien Jefferson	F 35:26	6-8	0-0	1-4	1 5 6	2 3	13	0	1	1	0 1 4
11 Marcus Zegarowski	G 34:27	5-14	3-8	3-6	1 5 6	2 3	16	4	5	1	0 1 9
24 Mitch Ballock	G 38:08	2-8	2-8	0-0	0 3 3	2 0	6	5	1	2	0 0 2
34 Denzel Mahoney	G 33:42	7-14	3-8	2-2	0 5 5	3 2	19	2	1	3	0 0 6
32 Ryan Kalkbrenner	08:55	0-1	0-1	1-2	0 1 1	1 1	1	0	0	0	0 0 -6
4 Shereef Mitchell	09:57	0-1	0-1	0-0	0 0 0	2 0	0	1	1	1	0 0 -13
0 Antwann Jones	10:21	2-4	0-0	0-0	0 1 1	2 0	4	0	1	0	2 1 -10
Team					0 2 2		0	0			
Totals		27-56	9-27	9-18	3 30 33	16 13	72	13	14	9	5 3 -1

Technical Fouls:NONE

Kansas - 73

Record: 5-1

NO. Name	Min	FG M-A	3P M-A	FT M-A	Rebounds OR DR TOT	Fouls PF FD	TP	AS	TO	ST	Blocks BS BA +/-
10 Jalen Wilson	F 31:30	8-12	4-6	3-5	4 6 10	3 3	23	1	2	0	0 0 4
33 David McCormack	F 27:40	5-12	0-0	3-4	3 4 7	2 2	13	1	3	1	0 1 -2
0 Marcus Garrett	G 34:38	3-10	1-4	2-3	0 3 3	0 2	9	4	1	2	0 2 8
2 Christian Braun	G 36:44	3-13	4-9	0-1	0 4 4	3 3	14	6	0	3	0 0 0
30 Ochai Agbaji	G 24:16	0-6	0-0	0 0 0	1 4 5	0 0	0	4	3	2	1 2 -9
24 Bryce Thompson	17:27	3-6	1-2	1-2	1 1 2	2 5	8	2	2	1	0 0 5
1 Tyon Grant-Foster	04:16	0-2	0-0	0 0 0	0 0 0	0 0	0	0	0	2	0 0 -2
13 Tristan Enaruna	08:42	1-1	0-0	0 0 0	2 2 2	1 0	2	0	0	1	0 0 1
3 Dajuan Harris	08:27	1-2	0-0	0 0 0	0 0 0	1 0	2	0	1	0	0 0 -7
44 Mitch Lightfoot	06:20	0-2	0-0	2-2	2 1 3	1 1	2	0	0	0	0 0 7
Team					2 3 5		0	0			
Totals		26-66	10-22	11-17	13 28 41	13 16	73	18	12	10	3 5 1

Technical Fouls:NONE

CRE KU

Biggest lead	6 (1 <sup>st</sup> 15:19)	8 (2 <sup>nd</sup> 11:03)
Best Scoring Run	7 (1 <sup>st</sup> 16:35)	11 (1 <sup>st</sup> 12:15)
Lead Changes	13	
Times Tied	9	
Time with Lead	07:37	26:05

Points from Turnovers	13	17
Paint	30	28
Second Chance	3	11
Fast Breaks	15	13
Bench	5	14

Period by Period Scoring				
1st	35	37	72	
2nd				
TOT				
KU	39	34	73	

Shooting By Period	
1 <sup>st</sup> FG%	13-28 46.4%
3PT%	5-13 38.5%
FT%	4-6 66.7%
2 <sup>nd</sup> FG%	14-29 50.0%
3PT%	4-14 28.6%
FT%	5-12 41.7%
GM FG%	27-56 48.2%
3PT%	9-27 33.3%
FT%	9-18 50.0%

Dead Ball Rebounds: 5, 0

7

## AT #5/5 KANSAS 95, OMAHA 50

Dec. 11, 2020 | Lawrence, Kan. | Allen Fieldhouse

Omaha - 50

Record: 2-5

NO. Name	Min	FG M-A	3P M-A	FT M-A	Rebounds OR DR TOT	Fouls PF FD	TP	AS	TO	ST	Blocks BS BA +/-
13 Wanjiang Tut	F 27:40	6-10	0-1	2-2	2 3 5	2 2	14	0	1	0	0 1 -23
40 Matt Pile	F 22:03	2-7	0-0	2-2	2 3 5	4 3	6	0	3	0	0 2 -27
0 Sam'i Roe	G 24:25	2-9	2-5	0-0	2 2 4	2 0	6	0	0	0	1 -27
10 Ayo Akinwale	G 28:25	2-8	0-2	2-2	0 2 2	2 4	6	1	2	0	0 -18
22 Marco Smith	G 13:53	0-6	0-3	0 0 0	0 3 3	2 0	0	0	1	0	1 -28
2 Darrius Hughes	17:35	1-5	0-0	3-4	2 6 8	3 5	1	2	3	0	2 -12
20 Jadin Booth	30:07	4-8	2-5	1-1	0 1 1	3 2	11	3	1	1	0 -24
11 La'Mel Robinson	18:10	0-4	0-3	2-2	0 0 0	1 1	2	1	2	0	0 -22
21 Devin Evans	04:08	0-2	0-0	0 0 0	0 0 0	1 0	0	0	0	1	1 0 -10
3 Kyle Luedtke	06:04	0-0	0-0	0 2 1	1 2 0	2 0	0	0	0	0	0 -10
14 Dylan Brougham	02:30	0-0	0-0	0 0 0	0 0 0	1 0	0	0	0	0	0 -8
15 Grant Frickenstein	02:30	0-2	0-1	0 0 0	0 0 0	0 0	0	0	0	0	0 -8
24 Nathan Brusseau	02:30	0-1	0-0	0 0 0	0 1 1	0 0	0	0	0	0	0 -8
Team					1 1 2		0	1			
Totals		17-62	4-20	12-15	12 19 31	18 17	50	4	15	5	1 7 -45

Technical Fouls:NONE

Kansas - 95

Record: 6-1

NO. Name	Min	FG M-A	3P M-A	FT M-A	Rebounds OR DR TOT	Fouls PF FD	TP	AS	TO	ST	Blocks BS BA +/-
10 Jalen Wilson	F 16:45	3-5	1-3	2-2	2 5 7	0 2	9	1	0	0	0 0 27
33 David McCormack	F 14:38	4-9	0-0	3-3	4 7 11	1 3	11	0	1	0	1 0 23
0 Marcus Garrett	G 19:58	1-5	1-3	2-2	0 5 5	2 2	5	8	0	2	0 0 29
2 Christian Braun	G 18:18	2-6	1-5	0-0	0 0 0	0 0	5	1	0	1	0 0 23
30 Ochai Agbaji	G 21:15	7-10	4-6	0 0 0	3 2 5	0 1	18	2	0	1	0 0 35
1 Tyon Grant-Foster	20:02	5-10	3-4	3-4	3 4 7	3 3	13	1	0	2	2 0 16
3 Dajuan Harris	20:02	1-1	0-0	0 0 0	0 0 0	2 1	2	2	2	1	0 0 16
13 Tristan Enaruna	19:28	2-7	1-4	0-0	1 1 2	3 0	5	0	4	0	0 0 4
24 Bryce Thompson	20:41	1-8	1-4	0-0	0 2 2	2 0	3	2	1	0	0 1 17
44 Mitch Lightfoot	13:46	4-5	1-1	5-6	4 3 7	3 5	14	0	2	0	3 0 12
35 Gethro Muscadin	07:56	1-2	0-0	0-1	2 2 4	1 1	2	0	1	0	1 0 10
4 Latrell Jossell	04:41	2-2	1-1	0-0	0 0 0	0 0	5	1	0	1	0 0 5
12 Chris Teahan	02:30	1-1	1-1	0-0	1 1 2	0 0	3	0	0	0	0 0 8
Team					0 2 2		0	1			
Totals		34-71	12-31	15-18	20 34 54	17 18	95	18	12	8	7 1 45

Technical Fouls:NONE

OU KU

Biggest lead	0 (1 <sup>st</sup> 20:00)	45 (2 <sup>nd</sup> 0:12)
Best Scoring Run	5 (1 <sup>st</sup> 10:13)	17 (1 <sup>st</sup> 15:41)
Lead Changes	0	
Times Tied	0	
Time with Lead	00:00	39:33

Points from Turnovers	11	22
Paint	16	42
Second Chance	7	28
Fast Breaks	7	10
Bench	18	47

Period by Period Scoring				
1st	22	28	50	
2nd				
TOT				
KU	45	50	95	

Shooting By Period	
1 <sup>st</sup> FG%	17-37 45.9%
3PT%	6-16 37.5%
FT%	5-6 83.3%</

BOX SCORES

9

AT #3/4 KANSAS 79, #7/6 WEST VIRGINIA 65  
Dec. 22, 2020 | Lawrence, Kan. | Allen Fieldhouse

West Virginia - 65														
Record: 7-2 (1-1)														
NO. Name	Min	FG M-A	3P M-A	FT M-A	Rebounds OR DR TOT	Fouls PF FD	TP	AS	TO	ST	Blocks BS BA	+/-		
1 Derek Culver	F 34:19	4-9	0-0	0-2	2 6 8	1 5	8	1	2	1	1 3	-6	1st FG% 13-31 41.9% 3PT% 7-12 58.3% FT% 3-7 42.9%	
11 Emmitt Matthews Jr.	F 30:52	3-11	0-4	0-0	3 3 6	0 2	6	1	0	1	0 1	-8		
34 Oscar Tshiebewe	F 18:10	1-5	0-0	1-3	4 1 5	3 3	3	1	3	0	0 1	-8		
4 Miles McBride	G 31:28	8-16	1-4	2-2	3 2 5	4 4	19	2	2	1	1 0	2		
22 Sean McNeil	G 35:08	8-12	6-10	2-2	0 2 2	0 1	24	0	0	0	0 0	-18		
3 Gabe Osabuohien	24:25	0-3	0-0	0-1	5 3 8	3 1	0	5	1	0	0 0	-9	2nd FG% 13-32 40.6% 3PT% 1-11 9.1% FT% 2-3 66.7% GM FG% 26-63 41.3% 3PT% 8-23 34.8% FT% 5-10 50.0%	
12 Taz Sherman	14:00	1-4	0-2	0-0	1 1 2	0 1	2	0	0	0	0 0	-2		
5 Jordan McCabe	08:32	1-2	1-2	0-0	0 0 0	2 0	3	0	1	1	0 0	-16		
13 Isaiah Cottrell	03:06	0-1	0-1	0-0	0 0 0	0 0	0	0	2	0	0 0	-5		
Team					1 0 1		0	0						
Totals		26-63	8-23	5-10	19 18 37	13 17	65	10	11	4	2 5	-14		
Technical Fouls:NONE														

Kansas - 79														
Record: 8-1 (2-0)														
NO. Name	Min	FG M-A	3P M-A	FT M-A	Rebounds OR DR TOT	Fouls PF FD	TP	AS	TO	ST	Blocks BS BA	+/-		
10 Jalen Wilson	F 32:22	6-14	4-10	1-3	4 3 7	1 3	17	4	1	0	0 1	16	1st FG% 14-30 46.7% 3PT% 7-18 38.9% FT% 0-0 0%	
33 David McCormack	F 32:00	4-9	0-0	2-2	6 5 11	2 3	10	3	2	1	2 1	19		
0 Marcus Garrett	G 35:58	6-8	3-3	0-0	0 3 3	1 1	15	1	1	2	1 0	-9		
2 Christian Braun	G 34:51	7-14	6-12	2-3	1 3 4	2 1	22	7	2	1	1 0	10		
30 Ochai Agbaji	G 35:58	4-14	3-10	0-0	6 4 10	4 1	11	2	3	0	0 0	9		
24 Bryce Thompson	10:01	1-4	0-2	2-2	0 0 0	1 1	4	1	1	0	0 0	7	2nd FG% 14-33 42.4% 3PT% 9-19 47.4% FT% 7-10 70% GM FG% 28-63 44.4% 3PT% 16-37 43.2% FT% 7-10 70.0%	
44 Mitch Lightfoot	08:00	0-0	0-0	0-0	2 2 2	2 1	0	0	0	0	0 0	-5		
3 Dajuan Harris	09:11	0-0	0-0	0-0	0 0 0	2 2	0	1	0	0	0 0	9		
13 Tristan Enaruna	01:39	0-0	0-0	0-0	0 0 0	2 0	0	0	1	0	1 0	-4		
Team					2 1 3		0	0						
Totals		28-63	16-37	7-10	19 21 40	17 13	79	19	11	4	5 2	14		
Technical Fouls:NONE														

	WVU	Kansas												
Biggest lead	3 (2nd 19:43)	22 (2nd 4:16)	Points from Turnovers	WVU	Kansas	Period by Period Scoring								
				13	13		1st	2nd	TOT					
Best Scoring Run	10(2nd 19:43)	11(2nd 10:47)	Paint	22	20	WVU	36	29	65					
Lead Changes	3		Second Chance	14	25									
Times Tied	1		Fast Breaks	2	1	Kansas	35	44	79					
Time with Lead	02:13	36:42	Bench	5	4									

10

#8/9 TEXAS 84, AT #3/4 KANSAS 59  
Jan. 2, 2021 | Lawrence, Kan. | Allen Fieldhouse

Texas - 84														
Record: 8-1 (2-0)														
NO. Name	Min	FG M-A	3P M-A	FT M-A	Rebounds OR DR TOT	Fouls PF FD	TP	AS	TO	ST	Blocks BS BA	+/-		
4 Greg Brown	F 16:18	2-6	1-3	0-0	0 5 5	3 1	5	0	4	2	0 1	5	1st FG% 14-33 42.4%	
20 Jericho Sims	F 27:12	5-6	0-0	1-2	4 8 12	2 3	11	1	2	0	1 0	22	3PT% 4-13 30.8%	
1 Andrew Jones	G 31:59	5-14	2-6	2-2	1 6 7	1 1	14	3	2	0	0 1	24	FT% 5-7 71.4%	
2 Matt Coleman III	G 32:38	4-7	1-2	4-4	1 5 6	2 6	13	6	1	1	0 0	24	2nd FG% 16-28 57.1%	
3 Courtney Ramey	G 32:40	7-11	3-5	1-1	0 4 4	2 1	18	2	4	2	0 0	21	3PT% 8-13 61.5%	
22 Kai Jones	23:22	4-7	2-3	2-3	1 4 5	3 3	12	0	0	1	0 1	6	FT% 7-7 100%	
30 Brock Cunningham	17:24	1-1	1-1	0-0	0 2 2	2 0	3	0	1	1	0 0	4	GM FG% 30-61 49.2%	
10 Donovan Williams	18:27	2-9	2-6	2-2	1 1 2	3 1	8	0	2	0	1 2	19	3PT% 12-26 46.2%	
Team					2 1 3		0		0				FT% 12-14 85.7%	
Totals		30-61	12-26	12-14	10 36 46	18 16	84	12	16	7	2 5	25	Dead Ball Rebounds: 0	
Technical Fouls:NONE														

Kansas - 59														
Record: 3-2 (1-1)														
NO. Name	Min	FG M-A	3P M-A	FT M-A	Rebounds OR DR TOT	Fouls PF FD	TP	AS	TO	ST	Blocks BS BA	+/-		
10 Jalen Wilson	F 33:45	6-13	2-6	6-8	2 5 7	1 5	20	0	2	2	0 0	-23	1st FG% 11-34 32.4%	
33 David McCormack	F 14:19	0-4	0-0	8-8	3 2 5	2 4	8	0	0	0	0 0	-7	3PT% 1-7 14.3%	
0 Marcus Garrett	G 31:26	3-9	0-1	0-0	0 2 2	1 4	6	4	1	3	0 0	-21	FT% 6-6 100%	
2 Christian Braun	G 28:25	2-10	0-5	0-0	2 4 6	2 1	4	0	4	2	0 1	-15	2nd FG% 9-31 29.0%	
30 Ochai Agbaji	G 32:02	1-14	1-6	0-0	1 4 5	1 2	11	1	1	0	1 0	-19	3PT% 2-16 12.5%	
13 Tristan Enaruna	16:00	2-6	0-1	1-2	2 3 5	0 1	5	0	1	1	1 0	-9	FT% 10-16 62.5%	
1 Tyson Grant-Foster	09:54	2-5	0-2	1-4	2 1 3	2 3	5	0	1	0	1 1	-9	GM FG% 20-65 30.8%	
3 Dajuan Harris	13:13	0-3	0-1	0-0	0 0 0	0 2	0	1	1	0	0 0	-9	3PT% 3-23 13.0%	
44 Mitch Lightfoot	14:25	0-0	0-0	0-0	0 0 0	3 1	0	0	0	0	2 0	-8	FT% 16-22 72.7%	
35 Gethro Muscadin	03:30	0-0	0-0	0-0	0 0 0	0 2	0	0	0	0	0 0	-4	Dead Ball Rebounds: 1, 0	
4 Latrell Jossell	03:01	0-1	0-1	0-0	0 0 0	0 0	0	0	0	0	0 0	-1		
Team					2 2 4		0							
Totals		20-65	3-23	16-22	14 23 37	16 18	59	6	12	8	5 2	-25	Technical Fouls:NONE	

Texas		Kansas		Points from Texas		Points from Kansas		Period by Period Scoring			
Biggest lead	27 (2nd 1:21)	0 (1st 20:00)		Turnovers	10	14		1st 2nd TOT			
Best Scoring Run	11 (2nd 6:56)	6 (1st 12:56)		Paint	30	26		Texas 37 47 84			
Lead Changes	0	0		Second Chance	9	13					
Times Tied	0	0		Fast Breaks	14	6		Kansas 29 30 59			
Time with Lead	38:56	00:00		Bench	23	10					

## BOX SCORES

13

## AT OKLAHOMA STATE 75, #6/7 KANSAS 70

Jan. 12, 2021 | Stillwater, Okla. | Gallagher-Iba Arena

Kansas - 70		Record: 10-3 (4-2)																
NO.	Name	Min	FG M-A	3P M-A	FT M-A	Rebounds OR DR TOT	Fouls PF FD	TP	AS	TO	ST	Blocks BS BA	+/-	Shooting By Period				
10	Jalen Williams	F 31:38	2-7	0-4	0-0	1 4 5	3 1 4	3	3	0	0	0	-16	1 <sup>st</sup> FG%	13-31	41.9%		
33	David McCormack	F 31:28	10-18	0-0	4-4	4 8 12	3 3 24	2	1	0	3	1	-1	3PT%	2-9	22.2%		
00	Marcus Garrett	G 36:03	6-12	0-3	0-0	2 2 2	2 0 12	3	3	0	0	2	-5	FT%	7-7	100%		
2	Christian Braun	G 24:45	3-7	1-4	0-0	1 2 3	1 2 7	0	1	1	1	0	-5	2 <sup>nd</sup> FG%	15-31	48.4%		
30	Ochai Agbaji	G 36:31	4-12	4-9	2-2	2 2 4	2 4 14	0	2	1	1	0	2	3PT%	3-12	25.0%		
13	Tristan Enaruna	11:18	2-2	0-0	0-0	1 0 1	3 0 4	0	1	0	0	0	10	FT%	2-2	100%		
44	Mitch Lightfoot	08:18	1-1	0-0	1-1	0 1 1	0 2 3	0	0	0	1	0	-4	GM FG%	28-62	45.2%		
1	Tyion Grant-Foster	00:39	0-0	0-0	0-0	0 0 0	0 0 0	0	0	1	0	0	-4	3PT%	5-21	23.8%		
3	Dajuan Harris	05:54	0-0	0-0	0-0	0 0 0	0 1 0	0	0	0	0	0	-10	FT%	9-9	100.0%		
24	Bryce Thompson	13:26	0-3	0-1	2-2	0 2 2	2 1 2	1	1	1	0	0	8	Dead Ball Rebounds: 0, 1				
Team						3 2 5		0	2									
Totals			29-62	5-21	9-9	12 23 35	16 14 70	9	15	3	6	3	-5					

Technical Fouls: NONE

Oklahoma State - 75		Record: 9-3 (3-3)																
NO.	Name	Min	FG M-A	3P M-A	FT M-A	Rebounds OR DR TOT	Fouls PF FD	TP	AS	TO	ST	Blocks BS BA	+/-	Shooting By Period				
12	Matthew-Alexander Moncreiffe	F 15:16	2-5	0-0	2-2	1 1 2	3 2 6	1	0	0	1	2	3	1 <sup>st</sup> FG%	14-25	56.0%		
0	Avery Anderson, III	G 31:40	5-6	1-2	3-3	0 3 3	2 3 14	3	3	2	0	0	9	3PT%	7-12	58.3%		
2	Cade Cunningham	G 39:06	6-12	3-6	3-4	0 7 7	2 2 18	3	4	0	2	0	3	FT%	11-13	84.6%		
13	Isaac Likelele	G 38:17	3-8	1-1	3-5	2 2 4	1 4 10	6	1	3	0	0	5	2 <sup>nd</sup> FG%	11-30	36.7%		
14	Bryce Williams	G 26:46	5-9	3-7	4-5	0 1 1	2 4 17	2	2	3	0	0	5	3PT%	2-9	22.2%		
5	Rondal Walker	24:55	3-11	1-4	1-1	3 7 10	3 1 8	0	0	0	0	0	3	FT%	5-7	71.4%		
22	Kalib Boone	15:49	1-3	0-0	0-0	1 0 1	1 0 2	0	1	1	0	1	-6	GM FG%	25-55	45.5%		
20	Keylan Boone	03:44	0-1	0-1	0-0	0 1 1	0 0 0	0	0	0	0	0	-2	3PT%	9-21	42.9%		
25	Bernard Kouma	04:27	0-0	0-0	0-0	0 0 0	0 0 0	0	0	0	0	0	1	FT%	16-20	80.0%		
Team														Dead Ball Rebounds: 3, 0				
Totals			25-55	9-21	16-20	7 22 29	14 16 75	15	14	9	3	6	5					

Technical Fouls: NONE

Biggest lead		KAN	OSU
4 (1 <sup>st</sup> 18:59)		16	(1 <sup>st</sup> 2:31)
Best Scoring Run		13 (2 <sup>nd</sup> 1:20)	10 (1 <sup>st</sup> 10:42)
Lead Changes		3	
Times Tied		3	
Time with Lead		08:39	30:01

Points from Turnovers		KAN	OSU
Paint		23	19
Second Chance		6	6
Fast Breaks		8	37
Bench		9	10

Period by Period Scoring		
1st	2nd	TOT
KAN	35	35
OSU	46	29

14

## AT #2/2 BAYLOR 77, #9/9 KANSAS 69

Jan. 18, 2021 | Waco, Texas | Ferrell Center

Kansas - 69		Record: 10-4 (4-3)																			
NO. Name	Min	FG	3P	FT	Rebounds	Fouls	TP	AS	TO	ST	Blocks	+/-	Shooting By Period								
		M/A	M/A	M/A	OR DR TOT	PF FD					BS BA		1 <sup>st</sup> FG%	10-26	38.5%	3PT%	5-9	55.6%			
10 Jalen Wilson	F 22:44	2-7	0-2	0-0	1 4 5	0 2 4	3	1	0	0	0	-16	FT%	3-6	50%	2 <sup>nd</sup> FG%	15-26	57.7%			
33 David McCormack	F 19:31	3-6	0-0	0-0	2 0 2	4 4 6	1	4	1	2	0	-2	3PT%	5-10	50.0%	FT%	6-6	100%			
00 Marcus Garrett	G 36:25	3-6	0-0	3-4	0 3 3	4 2 9	8	5	0	1	1	-9	GM FG%	25-52	48.1%	3PT%	10-19	52.6%			
2 Christian Braun	G 35:33	5-7	5-6	2-2	1 3 4	0 1 17	1	0	0	0	0	-6	FT%	9-12	75.0%	Dead Ball Rebounds: 2, 0					
30 Ochai Agbaji	G 30:28	5-12	4-7	2-4	1 1 2	3 2 16	1	2	2	0	1	-8									
44 Mitch Lightfoot	16:45	4-7	0-1	0-0	3 1 4	3 2 8	1	2	0	0	0	-5									
3 Dajuan Harris	19:30	1-3	0-0	0-0	0 1 1	1 2 2	1	1	1	0	0	1									
13 Tristan Enaruna	17:49	1-3	0-2	2-2	0 0 1	1 2 4	2	0	1	0	0	0									
12 Chris Teahan	01:15	1-1	1-1	0-0	0 0 0	0 0 3	0	0	0	0	0	5									
Team					1 0 1		0	0													
Totals		25-52	10-19	9-12	9 14 23	16 17 69	18	15	5	3	3	-8	Technical Fouls: NONE								

Technical Fouls: NONE

Baylor - 77		Record: 13-0 (6-0)																					
NO.	Name	Min	FG M-A	3P M-A	FT M-A	Rebounds OR DR TOT	Fouls PF FD	TP	AS	TO	ST	Blocks BS BA	+/-	Shooting By Period									
0	Flo Thamba	F 14:37	3-3	0-0	1-2	3 1 4	3 2 7	0	1	0	0	0	-3	1 <sup>st</sup> FG%	16-29	55.2%	3PT%	5-9	55.6%				
11	Mark Vital	F 29:00	2-5	0-0	0-0	1 9 10	4 2 4	1	0	0	1	2	9	FT%	4-5	80%	2 <sup>nd</sup> FG%	12-23	52.2%				
12	Jared Butler	G 33:56	10-14	7-9	3-3	0 1 1	3 30	8	4	1	0	1	9	3PT%	4-10	40.0%	FT%	8-8	100%				
31	MaCio Teague	G 32:45	5-12	0-4	3-3	0 1 1	1 2 13	1	2	3	0	0	10	GM FG%	28-52	53.8%	3PT%	9-19	47.4%				
45	Davion Mitchell	G 31:27	2-5	2-2	4-4	0 0 0	2 3 10	3	7	3	0	0	10	FT%	12-13	92.3%	Dead Ball Rebounds: 1, 0						
10	Adam Flagler	24:24	2-6	0-4	1-1	1 0 1	0 1 5	1	1	1	0	0	-5										
23	Jonathan Tchamwa Tchatchoua	22:51	4-5	0-0	0-0	2 3 5	3 1 8	0	2	1	2	0	11										
24	Matthew Mayer	11:00	0-2	0-0	0-0	1 2 3	1 1 0	0	0	1	1	0	0	-1									
Team						2 2 4		0	0	0													
Totals			28-52	9-19	12-13	10 19 29	17 16 77	14	18	10	3	3	8										

Technical Fouls: NONE

Biggest lead		KU	BU
0 (1 <sup>st</sup> 20:00)		16 (1 <sup>st</sup> 4:12)	
Best Scoring Run		9 (2 <sup>nd</sup> 3:18)	9 (2 <sup>nd</sup> 7:11)
Lead Changes		0	
Times Tied			
Time with Lead		00:00	39:43

Points from Turnovers		KU	BU
Paint		23	26
Second Chance		11	12
Fast Breaks		11	14
Bench		17	13

Period by Period Scoring		
1st	2nd	TOT
KU	28	41
BU	41	36

15

## AT OKLAHOMA 75, #9/9 KANSAS 68

Jan. 23, 2021 | Norman, Okla. | Lloyd Noble Center

Kansas - 68		Record: 10-5 (4-4)														
NO. Name		Min	FG M-A	3P M-A	FT M-A	Rebounds OR DR TOT	Fouls PF FD	TP	AS	TO	ST	Blocks BS BA	+/-	Shooting By Period		
10 Jalen Wilson	F	30:58	5-7	2-3	1-3	0 0 0	2 3 13	0	3	1	1	1	-5	1 <sup>st</sup> FG%	9-27	33.3%
33 David McCormack	F	16:36	4-10	0-0	1-1	0 2 2	2 2 9	4	0	1	1	0	3	3PT%	4-12	33.3%
0 Marcus Garrett	G	36:45	8-12	3-5	2-2	0 12 12	4 4 21	1	3	1	0	0	2	FT%	6-7	85.7%
2 Christian Braun	G	33:25	0-5	0-3	2-2	0 1 1	2 1 2	1	0	1	0	0	-8	2 <sup>nd</sup> FG%	16-27	59.3%
30 Ochai Agbaji	G	33:32	3-8	2-6	2-4	1 2 3	2 2 10	2	4	0	0	0	-4	3PT%	4-10	40.0%
44 Mitch Lightfoot		11:27	3-4	0-0	0-0	1 2 3	3 0 6	0	0	0	0	0	-8	FT%	4-7	57.1%
3 Dajuan Harris		20:55	2-3	1-1	0-0	0 2 2	3 0 5	4	0	1	0	0	0	GM FG%	25-54	46.3%
13 Tristan Enaruna		11:49	0-3	0-2	2-2	0 0 0	2 1 2	0	1	1	0	0	-10	3PT%	8-22	36.4%
1 Tyon Grant-Foster		04:33	0-2	0-2	0-0	0 2 2	0 0 0	0	0	0	0	0	-5	FT%	10-14	71.4%
Team						0 1 1			0	0				Dead Ball Rebounds: 1, 2		
Totals			25-54	8-22	10-14	2 24 26	20 13	68	12	11	6	2	-7	Technical Fouls: Coach 2 <sup>nd</sup> 12-15		

BOX SCORES

17

AT #18/17 TENNESSEE 80, #15/18 KANSAS 61  
Jan. 30, 2021 | Knoxville, Tenn. | Thompson-Boling Arena

Kansas - 61													Record: 11-6												
NO.	Name	Min	FG M-A	3P M-A	FT M-A	Rebounds OR DR TOT	Fouls PF FD	TP	AS	TO	ST	Blocks BS BA	+/-	Shooting By Period											
33	David McCormack	F 32:28	8-12	0-0	1-2	0 2 2	1 3	17	0	0	1	1	0	-18	1 <sup>st</sup> FG%	7-26	26.9%								
0	Marcus Garrett	G 33:52	4-7	2-2	5-5	0 2 2	3 5	15	4	1	1	0	0	-13	3 <sup>PT%</sup>	1-12	8.3%								
2	Christian Braun	G 22:06	0-4	0-4	2-2	0 2 2	1 1	2	1	2	1	0	0	-20	FT%	1-12	91.7%								
3	Dajuan Harris	G 21:09	0-0	0-0	0-1	0 0 0	3 1	0	1	0	1	0	0	-12	2 <sup>nd</sup> FG%	13-27	48.1%								
30	Ochai Agbaji	G 30:57	3-12	1-9	2-4	0 2 2	4 2	9	3	0	1	0	0	-22	3 <sup>PT%</sup>	5-12	41.7%								
10	Jalen Wilson	21:01	2-7	2-5	4-6	3 6 9	1 3	10	6	1	0	0	1	-12	FT%	4-10	40%								
1	Tyon Grant-Foster	13:51	1-5	0-1	1-2	0 2 2	2 1	3	1	1	1	0	0	-4	GM FG%	20-53	37.7%								
44	Mitch Lightfoot	09:17	1-3	0-1	0-0	1 1 2	3 0	2	0	2	1	0	0	0	3 <sup>PT%</sup>	6-24	25.0%								
13	Tristan Enaruna	10:55	1-3	1-2	0-0	0 1 1	0 0	3	0	1	0	0	0	6	FT%	15-22	68.2%								
4	Latrell Jossell	01:28	0-0	0-0	0-0	0 0 0	0 0	0	0	0	0	0	0	0	Dead Ball Rebounds: 3.0										
12	Chris Teahan	01:28	0-0	0-0	0-0	0 0 0	0 0	0	0	0	0	0	0	0											
35	Gethro Muscadin	01:28	0-0	0-0	0-0	0 0 0	0 0	0	0	0	0	0	0	0											
Team						1 0 1		0	0																
Totals			20-53	6-24	15-22	5 18 23	18 16	61	16	7	6	1	1	-19											
Technical Fouls: NONE																									

Shooting By Period		
1st FG%	7-26	26.9%
3PT%	1-12	8.3%
FT%	11-12	91.7%
2nd FG%	13-27	48.1%
3PT%	5-12	41.7%
FT%	4-10	40%
GM FG%	20-53	37.7%
3PT%	6-24	25.0%
FT%	15-22	68.2%
Dead Ball Rebounds: 3, 0		

Tennessee - 80													Record: 12-3				
NO.	Name	Min	FG M-A	3P M-A	FT M-A	Rebounds OR DR TOT	Fouls PF FD	TP	AS	TO	ST	Blocks BS BA	+/-	Shooting By Period			
10	John Fulkerson	F 29:24	5-8	0-0	1-2	1 5 6	1 1	11	3	1	0	0	0	18	1st FG%	17-29	58.6%
35	Yves Pons	F 22:59	7-9	2-2	1-1	2 3 5	3 1	17	0	0	0	0	0	10	3PT%	5-7	71.4%
11	Jaden Springer	G 27:17	3-7	0-0	7-7	2 2 4	3 8	13	3	2	1	0	1	5	FT%	1-1	100%
25	Santiago Vescovi	G 31:05	3-4	1-1	0-0	0 6 6	1 0	7	1	1	0	0	0	24	2nd FG%	11-24	45.8%
45	Keon Johnson	G 20:17	3-8	0-1	2-2	0 1 1	1 2	8	0	3	0	0	0	-2	3PT%	3-6	50.0%
5	Josiah-Jordan James	27:01	3-6	3-5	0-0	2 9 11	1 1	9	4	2	0	1	0	24	FT%	15-16	93.8%
13	Olivier Nkamhoua	15:00	2-7	0-0	0-0	3 3 6	4 1 4	0	0	0	0	0	0	6	GM FG%	28-63	52.8%
12	Victor Bailey Jr.	24:01	2-4	2-4	5-5	0 2 2	2 4	11	4	3	1	0	0	24	3PT%	8-13	61.5%
0	Davonte Gaines	01:28	0-0	0-0	0-0	0 0 0	0 0 0	0	0	1	0	0	0	0	FT%	16-17	94.1%
33	Uros Plavsic	01:28	0-0	0-0	0-0	0 0 0	0 0 0	0	0	0	0	0	0	0	Dead Ball Rebounds: 1:1		
Team						0 0 0		0	1								
Totals			28-53	8-13	16-17	7 31 38	16 18	80	15	13	3	1	1	19	Technical Fouls: NONE		

	KAN	TENN	Points from	KAN	TENN	Period by Period Scoring			
Biggest lead	0 (1 <sup>st</sup> 20:00)	26 (2 <sup>nd</sup> 7:24)	Turnovers	19	4		1st	2nd	TOT
Best Scoring Run	5 (2 <sup>nd</sup> 4:27)	9 (2 <sup>nd</sup> 14:53)	Paint	22	28	KAN	26	35	61
Lead Changes	0		Second Chance	0	14	TENN	40	40	80
Times Tied	0		Fast Breaks	10	0				
Time with Lead	00:00	38:21	Bench	18	24				

18

AT #23/22 KANSAS 74, KANSAS STATE 51  
Feb. 2, 2021 | Lawrence, Kan. | Allen Fieldhouse

Kansas St. - 51													Record: 5-14 (1-9)												
NO.	Name		Min	FG M-A	3P M-A	FT M-A	Rebounds OR DR TOT	Fouls PF FD	TP	AS	TO	ST	Blocks BS BA	+/-	Shooting By Period										
2	Selton Miguel	F	31:07	3-8	1-5	2-3	2 4 6	3 5	9	0	1	0	0	-17	1 <sup>st</sup> FG%	9-23	39.1%								
11	Antonio Gordon	F	22:42	2-6	0-2	3-4	4 4 8	2 2	7	0	1	0	0	-18	3PT%	2-9	22.2%								
21	Davion Bradford	C	22:54	3-5	0-0	2-2	1 2 3	1 1	8	0	2	0	1	-12	FT%	5-7	71.4%								
00	Mike McGuiri	G	33:27	3-10	1-6	3-5	0 4 4	3 3	10	2	3	0	0	-22	2 <sup>nd</sup> FG%	9-30	30.0%								
24	Nijel Pack	G	35:35	4-10	2-5	0-0	0 5 5	1 1	10	3	4	1	0	-23	3PT%	3-12	25.0%								
1	Kaosi Ezeagu		12:53	0-5	0-0	0-0	1 2 3	2 1	0	1	0	0	0	-7	GM FG%	18-53	34.0%								
22	Luke Kasubke		17:05	0-1	0-0	0-0	0 0 0	1 0	0	1	0	0	0	-7	3PT%	5-21	23.8%								
5	Rudi Williams		14:12	2-4	0-1	0-0	0 3 3	0 1	4	2	0	0	0	-1	FT%	10-14	71.4%								
4	Seryee Lewis		04:13	0-1	0-0	0-0	0 0 0	0 0	0	0	0	0	0	-4	Dead Ball Rebounds: 2.0										
12	Carlton Lingard, Jr.		04:13	0-1	0-0	0-0	0 0 0	0 0	0	0	0	0	0	-4											
35	Joe Petrakis		01:39	1-2	1-1	0-0	0 1 1	0 0	3	0	0	0	0	0											
Team							1 0 1		0	2															
Totals				18-53	5-21	10-14	9 25 34	13 14	51	9	13	1	1	2	-23										
Technical Fouls: NONE																									

Shooting By Period		
1st FG%	9-23	39.1%
3PT%	2-9	22.2%
FT%	5-7	71.4%
2nd FG%	9-30	30.0%
3PT%	3-12	25.0%
FT%	5-7	71.4%
GM FG%	18-53	34.0%
3PT%	5-21	23.8%
FT%	10-14	71.4%
Dead Ball Rebounds: 2, 0		

Kansas - 74													Record: 12-6 (6-4)												
NO.	Name		Min	FG	3P	FT	Rebounds	Fouls	TP	AS	TO	ST	Blocks	+/-	Shooting By Period										
				M-A	M-A	M-A	OR	DR					BS	BA		1 <sup>st</sup>	FG%	13-32	40.6%						
10	Jalen Wilson	F	22:58	3-13	2-6	2-3	3	3	6	2	1	10	3	2	0	0	15	3 <sup>PT</sup>	FG%	3-10	30.0%				
33	David McCormack	F	23:29	9-14	0-0	0-0	3	7	10	3	0	18	0	0	2	0	17	FT	%	4-5	80%				
0	Marcus Garrett	G	24:10	1-5	0-4	0-0	0	6	6	2	0	2	5	3	1	0	22	2 <sup>nd</sup>	FG%	16-35 <th>45.7%</th>	45.7%				
2	Christian Braun	G	31:10	6-11	4-9	2-2	1	3	4	1	2	18	2	0	1	0	18	3 <sup>PT</sup>	%	6-19 <th>31.6%</th>	31.6%				
30	Ochai Agbaji	G	31:59	6-10	2-5	1-1	0	2	2	1	4	15	2	0	0	1	23	FT	%	3-3	100%				
3	Dajuan Harris		20:50	0-2	0-0	0-0	0	2	2	2	0	0	5	0	0	0	3	GM FG	%	29-67	43.3%				
44	Mitch Lightfoot		16:31	1-5	0-1	2-2	3	2	5	2	1	4	0	1	1	1	6	3 <sup>PT</sup>	%	9-29 <th>31.0%</th>	31.0%				
13	Tristan Enaruna		19:58	2-5	0-2	0-0	3	1	4	1	4	4	0	0	1	1	11	FT	%	7-8	87.5%				
1	Tyon Grant-Foster		05:37	0-0	0-0	0-0	0	1	1	0	1	0	0	0	0	0	0	Dead Ball Rebounds: 1,0							
4	Latrell Jossell		01:39	0-1	0-0	0-0	0	1	1	0	0	0	0	0	0	0	0								
12	Chris Teahan		01:39	1-1	1-1	0-0	0	0	0	0	0	3	0	0	0	0	0								
Team							0	0	0	0	0	0	0	0	0	0									
Totals					29-67	9-29	7-8	13	28	41	14	13	74	17	6	6	2	1	23						



## BOX SCORES

21

AT RV/RV KANSAS 97, IOWA STATE 64  
Feb. 11, 2021 | Lawrence, Kan. | Allen Fieldhouse

Iowa St. - 64		Record: 2-13 (0-10)												
NO.	Name	Min	FG	3P	FT	Rebounds	Fouls	TP	AS	TO	ST	Blocks	±/-	
			M-A	M-A	M-A	O R D	PF FO					B BS		
13	Javan Johnson	F 25:20	2-9	0-5	0-0	1 1 2	1 0	4	2	1	0	1 0	-20	
33	Solomon Young	F 24:16	5-12	0-0	0-0	1 2 3	2 0	10	0	1	0	1 0	-28	
5	Jalen Coleman-Lands	G 27:34	6-11	3-7	5-5	0 3 3	1 5	20	0	2	1	0 0	-26	
21	Jaden Walker	G 28:26	4-12	0-2	0-0	1 3 4	3 1	8	3	0	3	0 3	-25	
45	Rasir Bolton	G 23:26	3-6	2-2	1-2	0 4 4	1 3	9	0	3	0	0 0	-25	
3	Tre Jackson	18:39	1-7	0-5	1-3	0 4 4	3 1	3	2	0	1	1 1	-16	
4	George Condit	14:33	1-2	0-0	0-0	1 2 3	1 0	2	0	0	0	1 0	-6	
55	Darlinstone Dubar	14:08	0-1	0-0	0-0	0 0 0	0 0	0	0	1	0	0 0	-13	
1	Tyler Harris	15:49	2-6	0-4	4-4	2 2 4	0 2	8	1	1	0	0 0	-6	
11	Dudley Blackwell	05:27	0-0	0-0	0-0	0 0 0	0 0	0	0	0	0	1 0	0	
2	Nate Jenkins	01:11	0-0	0-0	0-0	0 0 0	0 0	0	0	0	0	0 0	1	
15	Carter Boothe	01:11	0-0	0-0	0-0	0 0 0	0 0	0	0	0	0	0 0	-1	
Team						3 2 5		0	1					
Totals			24-66	5-25	11-14	9 23 32	12 12	64	8	10	5	4 5	-33	

Technical Fouls:NONE

Kansas - 97		Record: 14-7 (8-5)												
NO.	Name	Min	FG M-A	3P M-A	FT M-A	Rebounds OR DR TOT	Fouls PF FD	TP	AS	TO	ST	Blocks BS BA	+/-	
10	Jalen Wilson	F 25:34	7-10	1-2	1-2	4 7 11	1 2	16	1	1	0	0	22	
33	David McCormack	F 17:41	5-10	0-0	2-3	3 3 6	3 2	12	2	1	0	2	19	
0	Marcus Garrett	G 26:53	3-7	0-1	2-3	0 3 3	1 3	8	3	1	4	1	22	
2	Christian Braun	G 29:29	6-12	3-8	3-3	0 5 5	1 1	18	6	2	2	0	23	
30	Ochai Agbaji	G 31:20	7-13	5-10	0-1	0 3 3	0 2	19	0	1	1	0	28	
44	Mitch Lightfoot	18:16	1-3	0-0	1-2	0 3 3	1 2	3	0	0	0	0	15	
24	Bryce Thompson	19:20	4-7	0-1	0-0	0 4 4	2 0	8	3	0	2	0	17	
3	Dajuan Harris	09:24	1-2	1-1	0-0	0 1 1	1 0	3	1	0	1	0	10	
13	Tristan Enaruna	07:30	1-3	0-0	0-0	2 0 2	1 0	2	0	1	0	0	8	
1	Tyion Grant-Foster	05:16	2-3	1-1	0-0	0 1 1	0 0	5	0	0	1	0	3	
4	Latrell Jossell	04:03	1-2	1-2	0-0	0 1 1	1 0	3	0	0	0	0	0	
35	Gethro Muscadin	04:03	0-0	0-0	0-0	0 1 1	0 0	0	0	0	0	0	-1	
12	Chris Teahan	01:11	0-0	0-0	0-0	0 0 0	0 0	0	1	0	0	0	-1	
Team						2 1 3		0	0					
Totals			38-72	12-26	9-14	11 33 44	12 12	97	17	7	9	5 4	33	

Technical Fouls:NONE

ISU		Kan		Points from		ISU		Kan		Period by Period Scoring	
Biggest lead	2 (1 <sup>st</sup> 15:07)	34	(2 <sup>nd</sup> 4:03)	Turnovers	6	15		1st	2nd	TOT	
Best Scoring Run	7 (1 <sup>st</sup> 15:07)	13 (2 <sup>nd</sup> 14:20)		Paint	24	50		ISU	27	37	64
Lead Changes	4			Second Chance	2	17		Kan	39	58	97
Times Tied	1			Fast Breaks	8	17					
Time with Lead	00:25	38:20		Bench	13	24					

23

#23/24 KANSAS 59, AT KANSAS STATE 41  
Feb. 17, 2021 | Manhattan, Kan. | Bramlage Coliseum

Kansas - 59		Record: 16-7 (10-5)												
NO.	Name	Min	FG M-A	3P M-A	FT M-A	Rebounds OR DR TOT	Fouls PF FO	TP	AS	TO	ST	Blocks BS BA	+/-	
10	Jalen Wilson	F 30:36	3-8	1-3	4-6	1 8 9	0 5	11	1	1	0	0	14	
33	David McCormack	F 25:00	4-7	0-0	0-0	1 3 4	0 4	8	2	3	2	0	0	21
00	Marcus Garrett	G 30:10	5-9	2-4	2-3	1 2 3	2 2	14	2	3	2	1	0	14
2	Christian Braun	G 27:15	1-3	0-2	3-6	0 3 3	1 2	5	1	2	2	1	0	19
30	Ochai Agbaji	G 33:17	3-9	1-5	2-2	1 4 5	1 1	9	0	2	1	0	0	25
24	Bryce Thompson	20:42	3-4	0-0	0-0	0 3 3	1 1	6	1	1	1	0	0	16
44	Mitch Lightfoot	13:30	2-3	0-0	0-0	1 2 3	3 2	4	0	1	0	0	0	10
3	Dajuan Harris	10:00	1-3	0-0	0-0	1 1 2	1 0	2	2	2	3	0	0	4
13	Tristan Enaruna	03:46	0-1	0-1	0-0	0 0 0	0 0	0	0	1	0	0	0	-9
1	Tyion Grant-Foster	01:30	0-0	0-0	0-0	0 0 0	0 0	0	0	0	0	0	0	-6
4	Latrell Jossell	01:30	0-0	0-0	0-0	0 0 0	0 0	0	0	0	0	0	0	-6
35	Gethro Muscadin	01:30	0-0	0-0	0-0	0 0 0	0 0	0	0	0	0	0	0	-6
12	Chris Teahan	01:14	0-1	0-1	0-0	0 0 0	0 0	0	0	0	0	0	0	-6
Team						0 3 3		0		0				
Totals			22-48	4-16	11-17	6 29 35	9 17	59	9	16	11	2 1	18	
Technical Fouls: NONE														

Technical Fouls:NONE

Kansas St. - 41		Record: 5-18 (1-13)															
NO.	Name	Min	FG	3P	FT	Rebounds	Fouls	TP	AS	TO	ST	Blocks	+/-				
			M	A	M	A	OR	DR	PF	FF		BS	BA				
2	Selton Miguel	F 18:13	0-5	0-2	0-0	0	1	1	2	1	0	1	2	0	0	1	-9
11	Antonio Gordon	F 24:46	3-8	0-1	0-0	3	4	7	2	2	6	0	3	3	0	0	-22
21	Davion Bradford	C 19:19	1-2	0-0	1-2	2	5	7	4	1	3	0	2	0	0	0	-20
00	Mike McGuiri	G 33:03	1-11	0-6	0-0	0	1	1	3	0	2	2	5	0	0	1	-22
24	Nijel Pack	G 32:54	3-12	0-7	0-0	0	4	4	1	1	6	5	3	2	0	0	-23
1	Kaosi Ezeagu	19:11	1-2	0-0	1-4	4	3	7	3	3	3	1	0	1	1	0	-4
22	Luke Kasubke	14:52	1-2	1-2	0-0	0	1	1	0	1	3	2	1	0	0	0	-1
3	Dajuan Gordon	27:39	6-13	0-4	0-0	0	1	1	2	0	12	0	1	0	0	0	-13
5	Rudi Williams	04:03	0-1	0-0	0-0	1	1	2	0	0	0	0	1	0	0	0	0
4	Seryee Lewis	01:30	0-0	0-0	0-0	0	0	0	0	0	0	0	0	0	0	0	6
12	Carlton Lingard, Jr.	01:30	1-1	1-1	0-0	0	1	1	0	0	3	0	0	0	0	0	6
14	Drew Honas	01:30	0-0	0-0	0-0	0	0	0	0	0	0	0	0	0	0	0	6
35	Joe Petrakis	01:30	1-1	1-1	0-0	0	0	0	0	0	3	0	0	0	0	0	6
Team						2	2	4			0		0				
Totals			18-58	3-24	2-6	12	24	36	18	9	41	11	18	6	1	2	-18
Technical Fouls: Coach 1 <sup>st</sup> 0 <sup>th</sup>																	

Technical Fouls:Coach 1<sup>st</sup> 1:01

Kansas		KState		Points from		Kansas		KState		Period by Period Scoring	
Biggest lead	24 (2 <sup>nd</sup> 1:50)	0	(1 <sup>st</sup> 20:00)	Turnovers	29	11		1st	2nd	TOT	
Best Scoring Run	8 (1 <sup>st</sup> 14:16)	6	(2 <sup>nd</sup> 0:33)	Paint	32	20		Kansas	26	33	59
Lead Changes	0			Second Chance	3	8		KState	17	24	41
Times Tied	1			Fast Breaks	8	6					
Time with Lead	38:18	00:00		Bench	12	24					

22

RV/RV KANSAS 64, AT IOWA STATE 50  
Feb. 13, 2021 | Ames, Iowa | Hilton Coliseum

Kansas - 64		Record: 15-7 (9-5)												
NO.	Name	Min	FG M-A	3P M-A	FT M-A	Rebounds OR DR	Fouls PF FO	TP	AS	TO	ST	Blocks BS BA	+/-	
10	Jalen Wilson	F 39:02	7-15	4-8	4-5	3 7 10	0 4	22	4	1	0	0	19	
33	David McCormack	F 21:03	6-12	0-0	1-2	6 2 8	5 4	13	2	3	2	1	0	21
00	Marcus Garrett	G 32:39	1-4	0-2	2-2	0 3 3	4 3	4	5	2	5	0	0	20
2	Christian Braun	G 28:13	5-11	1-5	0-0	1 1 2	0 0	11	0	1	0	0	0	18
30	Ochai Agbaji	G 37:26	3-10	1-6	2-3	0 0 0	1 2	9	2	0	3	2	1	16
44	Mitch Lightfoot	14:41	1-6	0-0	0-0	0 2 2	1 2	2	0	0	0	0	0	-7
24	Bryce Thompson	14:22	0-5	0-1	0-0	1 1 2	1 1	0	1	0	0	0	0	-6
3	Dajuan Harris	01:44	0-0	0-0	0-0	0 0 0	0 0	0	0	0	0	0	0	-2
13	Tristan Enaruna	06:34	1-3	1-1	0-0	2 1 3	0 1	3	1	0	0	0	0	1
1	Tyion Grant-Foster	04:16	0-1	0-0	0-0	0 2 2	1 0	0	0	1	0	0	0	0
Team						2 2 4		0		1				
Totals			24-67	7-23	9-12	15 21 36	13 17	64	15	9	10	3 3	14	
Technical Fouls: NONE														

Technical Fouls:NONE

Iowa State - 50		Record: 2-14 (0-11)															
NO.	Name	Min	FG	3P	FT	Rebounds	Fouls	TP	AS	TO	ST	Blocks	+/-				
			M/A	M/A	M/A	OR	DR	FT				BS					
13	Javan Johnson	F 27:23	2-4	1-2	0-0	0	4	5	5	1	3	0	1	-3			
33	Solomon Young	F 25:16	4-10	0-0	0-0	1	4	5	1	8	0	2	0	-15			
5	Jalen Coleman-Lands	G 34:02	6-14	3-7	5-5	2	3	5	3	20	0	4	0	-14			
21	Jaden Walker	G 38:14	1-2	0-0	0-0	0	14	14	1	2	2	4	1	-13			
45	Rasir Bolton	G 30:09	3-8	0-1	7-8	0	1	1	4	6	13	0	5	-3			
4	George Condit	14:44	1-3	0-0	0-0	2	1	3	4	1	2	2	0	1			
3	Tre Jackson	20:31	0-1	0-0	0-0	0	0	0	0	0	0	0	0	-15			
1	Tyler Harris	09:41	0-3	0-1	0-0	1	0	1	0	0	1	0	0	-8			
Team						2	2	4	0	0	1						
Totals			17-45	4-11	12-13	8	29	37	17	13	50	7	23	1	3	3	-14
													Technical Fouls: 0-0				

BOX SCORES

25

AT #14/16 TEXAS 75, #17/19 KANSAS 72 (OT)  
Feb. 23, 2021 | Austin, Texas | Erwin Center

Kansas - 72															Record: 17-8 (11-6)														
NO.	Name	Min	FG M-A	3P M-A	FT M-A	Rebounds OR DR TOT	Fouls PF FD	TP	AS	TO	ST	Blocks BS BA	+/-		Shooting By Period														
10	Jalen Wilson	F 41:28	4-12	1-5	7-11	4 9 13	2 8	16	3	2	1	1 1 2			1 <sup>st</sup> FG%	16-33	48.5%												
33	David McCormack	F 23:35	5-9	0-0	2-4	2 2 4	5 3	12	2	2	1	0 0 1			3PT%	4-12	33.3%												
00	Marcus Garrett	G 37:52	2-12	0-2	0-0	0 4 4	4 1	4	3	1	1	2 0 0	-12		FT%	7-11	63.6%												
2	Christian Braun	G 38:51	4-7	2-4	0-0	1 4 5	2 2	10	3	1	2	2 0 0	-2		2 <sup>nd</sup> FG%	8-27	29.6%												
30	Ochai Agbaji	G 42:56	5-15	5-11	2-3	0 2 2	3 2	17	1	2	1	0 0 0	-4		3PT%	3-10	30.0%												
44	Mitch Lightfoot	05:24	1-1	0-0	0-0	1 1 2	1 0	2	0	1	0	1 0 0	-7		FT%	4-7	57.1%												
24	Bryce Thompson	20:04	5-6	0-1	1-3	0 1 1	1 2	11	2	2	0	0 0 0	-1		3OT FG%	2-5	40.0%												
3	Dajuan Harris	14:37	0-3	0-1	0-0	0 1 1	2 0	0	0	1	1	0 0 0	8		3PT%	1-2	50.0%												
13	Tristan Enaruna	00:10	0-0	0-0	0-0	0 0 0	0 0	0	0	0	0	0 0 0	0		FT%	1-3	33.3%												
35	Gethro Muscadin	00:03	0-0	0-0	0-0	0 0 0	0 0	0	0	0	0	0 0 0	0		GM FG%	26-65	40.0%												
Team						1 5 6		0		0					3PT%	8-24	33.3%												
Totals			26-65	8-24	12-21	9 29 38	20 18	72	14	12	7	6 1 0	-3		FT%	12-21	57.1%												
															Dead Ball Rebounds: 2, 1														
															Technical Fouls::NONE														

Texas - 75															Record: 14-6 (8-5)														
NO.	Name	Min	FG M-A	3P M-A	FT M-A	Rebounds OR DR TOT	Fouls PF FD	TP	AS	TO	ST	Blocks BS BA	+/-		Shooting By Period														
4	Greg Brown	F 20:11	4-8	2-5	3-4	0 4 4	0 2	13	0	1	0	1 0 0	-6		1 <sup>st</sup> FG%	10-30	33.3%												
20	Jericho Sims	F 23:52	3-5	0-0	0-1	2 6 8	4 2	6	1	2	1	0 0 0	-2		3PT%	1-13	7.7%												
1	Andrew Jones	G 42:19	3-14	1-7	6-6	0 10 10	1 3	13	1	3	2	0 1 0	-1		FT%	11-15	73.3%												
2	Matt Coleman III	G 38:16	3-10	0-5	5-8	2 7 9	3 6	11	5	3	1	0 1 5			2 <sup>nd</sup> FG%	11-27	40.7%												
3	Courtney Ramey	G 44:23	3-12	1-5	8-8	0 1 1	0 5	15	3	4	1	0 2 3			3PT%	4-13	30.8%												
5	Royce Hamm Jr.	06:50	2-3	0-0	0-0	0 0 0	3 0	4	0	0	0	0 1 0	-1		FT%	8-8	100%												
13	Jase Febres	03:09	0-0	0-0	0-0	0 0 0	0 0	0	0	0	0	0 0 0	3		3OT FG%	2-4	50.0%												
22	Kai Jones	20:45	4-5	0-1	2-4	5 3 8	3 2	10	1	2	1	0 0 10			3PT%	0-0	0.0%												
30	Brock Cunningham	21:28	0-3	0-2	0-0	1 3 4	4 0	0	1	0	1	0 1 1			FT%	5-8	62.5%												
10	Donovan Williams	03:47	1-1	1-1	0-0	0 1 1	0 0	3	0	1	0	0 0 3			GM FG%	23-61	37.7%												
Team						3 2 5		0		1					3PT%	5-26	19.2%												
Totals			23-61	5-26	24-31	13 37 50	18 20	75	12	17	7	1 6 3	3		FT%	24-31	77.4%												
															Dead Ball Rebounds: 2, 0														
															Technical Fouls::NONE														

	KU	TEX
Biggest lead	14 (1 <sup>st</sup> 4:40)	5 (1 <sup>st</sup> 11:55)
Best Scoring Run	11 (1 <sup>st</sup> 6:34)	7 (1 <sup>st</sup> 11:55)
Lead Changes	7	
Times Tied	10	
Time with Lead	26:02	12:28

Points from	KU	TEX
Turnovers	13	12
Paint	34	36
Second Chance	12	7
Fast Breaks	6	16
Bench	13	17

Period by Period Scoring				
	1st	2nd	OT1	TOT
KU	43	23	6	72
TEX	32	34	9	75

# CAREER RECORDS

## SCORING

1.	Danny Manning	2,951	1985-88
2.	Nick Collison	2,097	2000-03
3.	Raef LaFrentz	2,066	1995-98
4.	Clyde Lovellette	1,979	1950-52
5.	Sherron Collins	1,888	2007-10
6.	Frank Mason III	1,885	2014-17
7.	Darnell Valentine	1,821	1978-81
8.	Keith Langford	1,812	2002-05
9.	Perry Ellis	1,798	2013-16
10.	Paul Pierce	1,768	1996-98
11.	Dave Robisch	1,754	1969-71
12.	Kirk Hinrich	1,753	2000-03
13.	Devonte' Graham	1,750	2015-18
14.	Kevin Pritchard	1,692	1987-90
15.	Mark Randall	1,627	1987, 89-91
16.	Wayne Simien	1,593	2002-05
17.	Tyshawn Taylor	1,580	2009-12
18.	Jeff Boschee	1,560	1999-2002
19.	Kenny Gregory	1,555	1998-2001
20.	Calvin Thompson	1,548	1983-86
21.	Drew Gooden	1,526	2000-02
22.	Ron Kelllogg	1,508	1983-86
23.	Bud Stallworth	1,495	1970-72
24.	Tony Guy	1,488	1979-82
25.	Brandon Rush	1,477	2006-08
26.	Wilt Chamberlain	1,433	1957-58
27.	Richard Scott	1,375	1991-94
28.	Adonis Jordan	1,373	1990-93
29.	Marcus Morris	1,371	2009-11
30.	Mario Chalmers	1,341	2006-08
31.	Walter Wesley	1,315	1964-66
32.	Jo Jo White	1,286	1966-69
33.	Eric Chenowith	1,281	1998-2001
34.	Jerod Haase	1,264	1995-97
35.	Steve Woodberry	1,240	1991-94
36.	Scot Pollard	1,209	1994-97
37.	Greg Dreiling	1,209	1984-86
38.	Jacque Vaughn	1,207	1994-97
39.	Wayne Selden Jr.	1,202	2014-16
40.	Aaron Miles	1,183	2002-05
41.	Svi Mykhailiuk	1,181	2015-18
42.	Milt Newton	1,166	1985, 87-89
43.	Rick Suttle	1,156	1973-75
44.	Billy Thomas	1,152	1995-98
45.	Wayne Hightower	1,128	1960-61
46.	Lagerald Vick	1,100	2016-19
47.	Charlie Black	1,082	1942-43, 46-47
48.	Udoka Azubuike	1,069	2017-20
49.	Rex Walters	1,064	1992-93
50.	Otto Schnellbacher	1,062	1943, 46-48
51.	Kelly Knight	1,057	1980, 82-84
52.	Ryan Robertson	1,055	1996-99
53.	Nolen Ellison	1,045	1961-63
54.	Carl Henry	1,044	1983-84
55.	Cole Aldrich	1,038	2008-10
56.	Jerry Gardner	1,030	1960-62
57.	Bill Bridges	1,028	1959-61
58.	Thomas Robinson	1,026	2010-12
59.	Cedric Hunter	1,022	1984-87
60.	David Magley	1,022	1979-82
61.	Rodger Bohnenstiehl	1,006	1966-67-68
62.	Norman Cook	1,004	1974-75-76

-- **Marcus Garrett** **904** **2018-Pres.**

## FIELD GOAL PCT.

(Min. 500 attempts)

1.	Udoka Azubuike	469-629	74.6	2017-20
2.	Mark Randall	643-1037	62.0	1987, 89-91
3.	Richard Scott	566-950	59.6	1991-94
4.	Danny Manning	1216-2049	59.3	1985-88
5.	Darnell Jackson	311-586	58.0	2005-08
6.	Alonzo Jamison	296-510	58.0	1990-92
7.	Cole Aldrich	391-681	57.4	2008-10
8.	Greg Dreiling	474-828	57.2	1984-86
9.	Jeff Withey	327-576	56.8	2010-13
10.	Sasha Kaun	331-583	56.8	2005-08

## REBOUNDS

1.	Danny Manning	1,187	1985-88
2.	Raef LaFrentz	1,186	1995-98
3.	Nick Collison	1,143	2000-03
4.	Bill Bridges	1,081	1959-61
5.	Eric Chenowith	933	1998-2001
6.	Drew Gooden	905	2000-02
7.	Wayne Simien	884	2002-05
8.	Wilt Chamberlain	877	1957-58
9.	Cole Aldrich	860	2008-10
10.	Scot Pollard	850	1994-97
11.	Clyde Lovellette	839	1950-52
12.	Perry Ellis	834	2013-16
13.	Dave Robisch	815	1969-71
14.	Greg Ostertag	770	1992-95
15.	Thomas Robinson	763	2010-12
16.	Mark Randall	723	1987, 89-91
17.	Landen Lucas	702	2014-17
18.	Udoka Azubuike	685	2017-20
19.	Paul Mokeski	680	1977-79
20.	Marcus Morris	676	2009-11
21.	Paul Pierce	676	1996-98
22.	Markieff Morris	662	2009-11
23.	Greg Dreiling	650	1984-86
24.	Roger Brown	640	1969-71
25.	Jeff Withey	628	2010-13

## ASSISTS

(started 1974-75)

1.	Aaron Miles	954	2002-05
2.	Jacque Vaughn	804	1994-97
3.	Cedric Hunter	684	1984-87
4.	Kirk Hinrich	668	2000-03
5.	Devonte' Graham	632	2015-18
6.	Darnell Valentine	609	1978-81
7.	Frank Mason III	576	2014-17
8.	Tyshawn Taylor	575	2009-12
9.	Adonis Jordan	568	1990-93
10.	Sherron Collins	552	2007-10
11.	Russell Robinson	500	2005-08
12.	Kevin Pritchard	499	1987-90
13.	Ryan Robertson	485	1996-99
14.	Mark Turgeon	437	1984-87
15.	Jeff Boschee	425	1999-2002
16.	Mario Chalmers	420	2006-08
17.	Elijah Johnson	399	2010-13
18.	Steve Woodberry	361	1991-94
19.	Jerod Haase	343	1995-97
20.	Danny Manning	342	1985-88
21.	<b>Marcus Garrett</b>	<b>333</b>	<b>2018-Pres.</b>
22.	Tony Guy	327	1979-82

## 3-POINT FIELD GOALS MADE

(started 1986-87)

1.	Jeff Boschee	338	1999-2002
2.	Devonte' Graham	296	2015-18
3.	Billy Thomas	269	1995-98
4.	Svi Mykhailiuk	237	2015-18
5.	Kirk Hinrich	236	2000-03
6.	Sherron Collins	232	2007-10
7.	Brandon Rush	205	2006-08
8.	Terry Brown	200	1990-91
9.	Frank Mason III	185	2014-17
10.	Mario Chalmers	180	2006-08
11.	Adonis Jordan	179	1990-93
12.	Tyrel Reed	176	2008-11
13.	Lagerald Vick	167	2016-19
14.	Wayne Selden Jr.	162	2014-16
15.	Jerod Haase	156	1995-97
16.	Kevin Pritchard	154	1987-90
17.	Rex Walters	151	1992-93
18.	Elijah Johnson	147	2010-13
19.	Ryan Robertson	144	1996-99
20.	J.R. Giddens	137	2004-05

-- **Ochai Agbaji** **135** **2019-Pres.**

## 3-POINT FIELD GOAL ATTEMPTS

(started 1986-87)

1.	Jeff Boschee	843	1999-2002
2.	Devonte' Graham	723	2015-18
3.	Billy Thomas	691	1995-98
4.	Sherron Collins	615	2007-10
5.	Svi Mykhailiuk	579	2015-18
6.	Kirk Hinrich	546	2000-03
7.	Terry Brown	485	1990-91
8.	Brandon Rush	471	2006-08
9.	Jerod Haase	461	1995-97
10.	Wayne Selden Jr.	443	2014-16
11.	Frank Mason III	440	2014-17
12.	Adonis Jordan	437	1990-93
13.	Tyrel Reed	433	2008-11
14.	Elijah Johnson	430	2010-13
15.	Mario Chalmers	430	2006-08
16.	Lagerald Vick	412	2016-19
17.	<b>Ochai Agbaji</b>	<b>381</b>	<b>2019-Pres.</b>
18.	Kevin Pritchard	379	1987-90
19.	Sean Pearson	371	1993-96
20.	J.R. Giddens	369	2004-05
21.	Rex Walters	361	1992-93
22.	Ryan Robertson	354	1996-99
23.	Tyshawn Taylor	324	2009-12

## 3-POINT FIELD GOAL PCT.

(Min. 200 attempts; started 1986-87)

1.	Milt Newton	100-224	44.6	1987-89
2.	Jeff Guelndner	90-205	43.9	1987-90
3.	Brandon Rush	205-471	43.5	2005-08
4.	Kirk Hinrich	236-546	43.2	2000-03
5.	Steve Woodberry	126-298	42.3	1991-94
6.	Frank Mason III	185-440	42.0	2014-17
7.	Mario Chalmers	180-430	41.9	2005-08
8.	Rex Walters	151-361	41.8	1992-93
9.	Brady Morningstar	116-281	41.3	2007-11
10.	Terry Brown	200-485	41.2	1990-91
11.	Devonte' Graham	296-723	40.9	2015-18
12.	Svi Mykhailiuk	237-579	40.9	2015-18
13.	Adonis Jordan	179-437	40.9	1990-93
14.	Ryan Robertson	144-354	40.7	1996-99
15.	Tyrel Reed	176-433	40.6	2008-11
16.	Kevin Pritchard	154-379	40.6	1987-90
17.	Lagerald Vick	167-412	40.5	2016-19
18.	Jeff Boschee	338-843	40.1	1999-02
19.	Keith Langford	102-257	39.7	2002-05
20.	Billy Thomas	269-691	38.9	1995-98
21.	Jacque Vaughn	105-274	38.3	1994-97
22.	Sherron Collins	232-655	37.7	2007-10

## STEALS

(started 1975-76)

1.	Darnell Valentine	336	1978-81
2.	Mario Chalmers	283	2006-08
3.	Aaron Miles	264	2002-05
4.	Danny Manning	250	1985-88
5.	Russell Robinson	247	2005-08
6.	Kirk Hinrich	206	2000-03
7.	Devonte' Graham	197	2015-18
8.	Kevin Pritchard	190	1987-90
9.	Nick Bradford	187	1997-2000
10.	Adonis Jordan	181	1990-93
11.	Alonzo Jamison	175	1990-92
12.	Jerod Haase	174	1995-97
13.	Tyshawn Taylor	172	2009-12
14.	<b>Marcus Garrett</b>	<b>171</b>	<b>2018-Pres.</b>
15.	Frank Mason III	165	2014-17
16.	Jeff Boschee	161	1999-2002
17.	Tony Guy	161	1979-82
18.	Jacque Vaughn	160	1994-97
19.	Steve Woodberry	160	1991-94
20.	Cedric Hunter	157	1984-87
21.	Nick Collison	155	2000-03
22.	Paul Pierce	147	1996-98
23.	Sherron Collins	145	2007-10
24.	Ryan Robertson	143	1996-99

## BLOCKED SHOTS

(started 1974-75)

1.	Jeff Withey	311	2010-13
2.	Greg Ostertag	258	1992-95
3.	Cole Aldrich	253	2008-10
4.	Nick Collison	243	2000-03
5.	Eric Chenowith	242	1998-2001
6.	Scot Pollard	218	1994-97
7.	Danny Manning	200	1985-88
8.	Udoka Azubuike	172	2017-20
9.	John Crawford	155	1978-81
10.	Sasha Kaun	150	2005-08
11.	Donnie Von Moore	147	1974-75, 77-78
12.	Raef LaFrentz	138	1995-98
13.	Greg Dreiling	138	1984-86
14.	Paul Mokeski	136	1976-79
15.	Jamari Traylor	126	2013-16
16.	<b>Mitch Lightfoot</b>	<b>120</b>	<b>2017-Present</b>
17.	B.J. Williams	112	1994-97
18.	Darrell Arthur	109	2007-08
19.	Drew Gooden	107	2000-02
20.	Patrick Richey	106	1991-94
21.	Markieff Morris	103	2009-11
22.	Paul Pierce	98	1996-98

## DOUBLE-DOUBLES

1.	Raef LaFrentz	56	1995-98
2.	Danny Manning	45	1985-88
3.	Dave Robisch	45	1969-71
4.	Drew Gooden	44	2000-02
5.	Wayne Simien	38	2002-05
6.	Cole Aldrich	37	2008-10
7.	Nick Collison	37	2000-03
8.	Thomas Robinson	32	2009-11
9.	Udoka Azubuike	22	2017-20
10.	Dedric Lawson	22	2019
11.	Eric Chenowith	21	1998-2001

## CONSECUTIVE GAMES STARTED

1.	Danny Manning	141	1985-88
2.	Raef LaFrentz	116	1995-98
3.	Frank Mason III	110	2014-17
4.	Aaron Miles	110	2002-05
5.	Wayne Selden Jr.	101	2014-16
6.	Jacque Vaughn	100	1994-97
7.	Keith Langford	98	2002-05
8.	Cedric Hunter	89	1984-87
9.	Jo Jo White	84	1966-69
10.	Devonte' Graham	82	2015-18
11.	Greg Dreiling	78	1984-86
12.	Kirk Hinrich	73	2000-03

-- **Ochai Agbaji** **72** **2019-Pres.**

## MINUTES PLAYED

1.	Danny Manning	4,961	1985-88
2.	Devonte' Graham	4,498	2015-18
3.	Frank Mason III	4,347	2014-17
4.	Kirk Hinrich	4,187	2000-03
5.	Jeff Boschee	4,109	1999-2002
6.	Sherron Collins	4,071	2007-10
7.	Tyshawn Taylor	4,039	2009-12
8.	Kevin Pritchard	3,982	1987-90
9.	Tony Guy	3,911	1979-82
10.	Darnell Valentine	3,906	1978-81
11.	Nick Collison	3,894	2000-03

THE LAST TIME...

A TEAM SCORED 100+ POINTS IN A GAME		
KU	112 (W, 112-57)	vs. Monmouth, 11-15-19
Opp.	102 (L, 90-102)	by Gonzaga, 11-26-20
A TEAM SCORED 50 OR FEWER POINTS IN A GAME		
KU	40 (L, 40-72)	vs. Kentucky, 11-18-14
Opp.	41 (W, 59-41)	by Kansas State, 2-17-21
A TEAM SCORED 90+ POINTS IN ALLEN FIELDHOUSE		
KU	97 (W, 97-64)	vs. Iowa State, 2-11-21
Opp.	95 (L, 85-95)	by Arizona State, 12-10-17
A TEAM SCORED 60 OR FEWER POINTS IN ALLEN FIELDHOUSE		
KU	59 (W, 59-51)	vs. TCU, 1-28-21
Opp.	51 (W, 74-51)	vs. Kansas State, 2-2-21
A TEAM SCORED 90 POINTS IN A LOSS		
KU	90 (90-102)	vs. Gonzaga, 11-26-20
Opp.	106 (L, 106-109 3OT)	by Oklahoma, 1-4-16
A TEAM SCORED 60 OR FEWER POINTS IN A VICTORY		
KU	59 (W, 59-41)	at Kansas State, 2-17-21
Opp.	56 (L, 55-56)	by Villanova, 11-21-19
A TEAM HAD 5+ PLAYERS SCORE IN DOUBLE FIGURES		
KU	Agbaji (17), Wilson (16), McCormack (12), Thompson (11), Braun (10)	at Texas, 2-23-21
Opp.	Ramey (15), A. Jones (13), Brown (13), Coleman (11), K. Jones (10)	by Texas, 2-23-21
A TEAM WON A GAME BY 25+ POINTS		
KU	+33 (97-64)	vs. Iowa State, 2-11-21
Opp.	+25 (59-84)	by Texas, 1-2-21
A TEAM WON A GAME BY 50+ POINTS		
KU	+55 (112-57)	vs. Monmouth, 11-15-19
Opp.		Never
A TEAM WON AN OVERTIME GAME (SINGLE-OVERTIME)		
KU	90-84	vs. Dayton, 11-27-19
Opp.	75-72	by Texas, 2-23-21
A TEAM WON A DOUBLE-OVERTIME GAME		
KU	68-68	at Oklahoma State, 2-20-13
Opp.	80-79	by Texas Tech, 2-14-05
A TEAM WON A TRIPLE-OVERTIME GAME		
KU	109-106	vs. Oklahoma, 1-4-16
Opp.	76-73	by Oklahoma State, 2-4-81
A TEAM SHOT 60% FG IN A GAME		
KU	60.3% (35-58)	vs. Texas, 2-26-18
Opp.	64.5% (40-62)	by Gonzaga, 11-26-20
A TEAM SHOT 30% OR WORSE FG IN A GAME		
KU	29.9% (20-67)	vs. Kentucky, 12-1-20
Opp.	27.4% (17-62)	by Omaha, 12-11-20
A TEAM MADE 12+ 3-POINT FG IN A GAME		
KU	12	vs. Iowa State, 2-11-21
Opp.	12	by Texas, 1-2-21
A TEAM DID NOT MAKE A 3-POINT FG IN A GAME		
KU	0-8	vs. TCU, 3-12-15
Opp.	0-9	by Stanford, 3-23-14
A TEAM SHOT 60% 3-POINT FG IN A GAME (min. 10)		
KU	63.2% (12-19)	vs. Vermont, 11-12-18
Opp.	61.5% (98-13)	by Tennessee, 1-30-21
A TEAM MADE 30+ FREE THROWS IN A GAME		
KU	33	vs. West Virginia, 2-13-17
Opp.	30	by Stanford, 12-3-16
A TEAM MADE 5 OR FEWER FREE THROWS IN A GAME		
KU	4	at Villanova, 11-21-19
Opp.	5	by TCU, 1-28-21

A TEAM ATTEMPTED 40+ FREE THROWS IN A GAME		
KU	44	vs. West Virginia, 2-13-17
Opp.	47	by West Virginia, 1-12-16
A TEAM SHOT 90% OR BETTER FREE THROWS IN A GAME		
KU	100.0 (9-9)	at Oklahoma State, 1-12-21
Opp.	92.3 (12-13)	by Iowa State, 2-13-21
A TEAM SHOT 40% OR WORSE FREE THROWS IN A GAME		
KU	40.0% (4-10)	at Villanova, 11-21-19
Opp.	33.3% (2-6)	by Kansas State, 2-17-21
A TEAM HAD 25+ OFFENSIVE REBOUNDS IN A GAME		
KU	28	vs. Fort Hays State, 12-10-03
Opp.	26	by Baylor, 1-12-19
A TEAM HAD 5 OR FEWER OFFENSIVE REBOUNDS IN A GAME		
KU	5	at Tennessee, 1-30-21
Opp.	5	by TCU, 1-5-21
A TEAM HAD 30+ DEFENSIVE REBOUNDS IN A GAME		
KU	33	vs. Iowa State, 2-11-21
Opp.	37	by Texas, 2-23-21
A TEAM HAD 40+ DEFENSIVE REBOUNDS IN A GAME		
KU	43	vs. Oklahoma, 1-4-16
Opp.	41	by Oklahoma, 1-4-16
A TEAM HAD 50+ TOTAL REBOUNDS IN A GAME		
KU	54	vs. Omaha, 12-11-20
Opp.	50	by Texas, 2-23-21
A TEAM HAD 60+ TOTAL REBOUNDS IN A GAME		
KU	60	vs. Oklahoma, 1-4-16
Opp.		Never
A TEAM HAD 25 OR FEWER TOTAL REBOUNDS IN A GAME		
KU	23	at Tennessee, 1-30-21
Opp.	20	by TCU, 1-5-21
A TEAM OUT-REBOUNDED ITS OPPONENT BY 15+		
KU	+21 (41-20)	at TCU, 1-5-21
Opp.	+15 (38-23)	by Tennessee, 1-30-21
A TEAM OUT-REBOUNDED ITS OPPONENT BY 20+		
KU	+21 (41-20)	at TCU, 1-5-21
Opp.		Never
A TEAM OUT-REBOUNDED ITS OPPONENT BY 30+		
KU	+30 (61-31)	vs. Alcorn State, 12-2-09
Opp.		Never
3+ PLAYERS WITH 10+ REBOUNDS IN A GAME		
KU	J. Wilson (11), C. Braun (10), D. McCormack (10)	vs. Oklahoma State, 2-8-21
Opp.	P.J. Washington (13), Reid Travis (12), Keldon Johnson (10)	of Kentucky, 1-26-19
2 PLAYERS WITH A DOUBLE-DOUBLE IN SAME GAME		
KU	D. McCormack (23p, 10 r), C. Braun (15p, 10r), J. Wilson (11p, 11r)	vs. Oklahoma State, 2-8-21
Opp.	P. Washington (20p, 13r), R. Travis (18p, 12r) & K. Johnson (15p, 10r)	of Kentucky, 1-26-19
3 PLAYERS WITH A DOUBLE-DOUBLE IN SAME GAME		
KU	D. McCormack (23p, 10 r), C. Braun (15p, 10r), J. Wilson (11p, 11r)	vs. Oklahoma State, 2-8-21
Opp.	P. Washington (20p, 13r), R. Travis (18p, 12r) & K. Johnson (15p, 10r)	of Kentucky, 1-26-19
A PLAYER WITH A TRIPLE-DOUBLE IN A GAME		
KU	Jeff Withey (16 pts, 12 reb, 12 blk)	vs. San Jose State, 11-26-12
Opp.	Denzel Valentine (29 pts, 12 reb, 12 ast)	of Michigan State, 11-17-15
A TEAM HAD 25+ ASSISTS IN A GAME		
KU	25	vs. Eastern Michigan, 12-29-18
Opp.	26	by Oklahoma, 1-10-94
A TEAM HAD 7 OR FEWER ASSISTS IN A GAME		
KU	6	vs. Texas, 1-2-21
Opp.	4	by Omaha, 12-11-20



# THE LAST TIME...

A TEAM HAD 15+ STEALS IN A GAME		
KU	15	vs. Towson, 11-11-11
Opp.	22	by West Virginia, 1-16-16
A TEAM DID NOT HAVE A STEAL IN A GAME		
KU		vs. Syracuse, 3-18-01
Opp.		Oakland, 11-25-09
A TEAM HAD 10+ BLOCKED SHOTS IN A GAME		
KU	10	vs. Baylor, 1-11-20
Opp.	12	by Kentucky, 12-1-20
A TEAM DID NOT BLOCK A SHOT IN A GAME		
KU		vs. Stanford, 12-1-18
Opp.		by TCU, 1-5-21
A TEAM COMMITTED 30+ FOULS IN A GAME		
KU	32	vs. Indiana, 11-11-16
Opp.	31	by West Virginia, 2-13-17
A TEAM COMMITTED 10 OR FEWER FOULS IN A GAME		
KU	6	vs. Texas Tech, 2-20-21
Opp.	10	by Omaha, 12-18-17
A TEAM HAD TWO PLAYERS DISQUALIFIED (FOUL OUT)		
KU	Quentin Grimes / Dedric Lawson / Mitch Lightfoot at TCU, 2-11-19	
Opp.	Talen Horton-Tucker / Tyrese Haliburton of Iowa State, 1-21-19	
A TEAM HAD THREE PLAYERS DISQUALIFIED (FOUL OUT)		
KU	Quentin Grimes / Dedric Lawson / Mitch Lightfoot at TCU, 2-11-19	
Opp.	Poythress / Willis / Lee / Labissiere of Kentucky, 1-30-16	
A TEAM HAD FOUR PLAYERS DISQUALIFIED (FOUL OUT)		
KU	Frank Mason III / Devonte' Graham / Carlton Bragg Jr. / Landen Lucas vs. Indiana, 11-11-16	
Opp.	Never	
A TEAM SCORED 50+ POINTS IN A HALF		
KU	58, 2nd half	vs. Iowa State, 2-11-21
Opp.	54, 1st half	by Gonzaga, 11-26-20
A TEAM SCORED 60+ POINTS IN A HALF		
KU	66, 1st half	vs. Texas Southern, 11-21-17
Opp.	60, 2nd half	by Texas Tech, 2-13-99
A TEAM HAD 20 OR FEWER POINTS IN A HALF		
KU	18, 1st half	vs. TCU, 1-28-21
Opp.	17, 1st half	by Kansas State, 2-17-21
A TEAM SHOT 70% OR BETTER FG IN A HALF		
KU	72.2 (19-27), 2nd half	vs. Northeastern, 3-21-19
Opp.	75.0, 1st half	by Baylor, 1-25-93
A TEAM SHOT 20% OR WORSE FG IN A HALF		
KU	13.6%, 1st half	at TCU, 2-6-13
Opp.	19.4%, 2nd half	by Wofford, 12-4-18
A TEAM MADE 9+ 3-POINTERS IN A HALF		
KU	9, 2nd half	vs. West Virginia, 12-22-20
Opp.	9, 1st half	by TCU, 3-4-20
A TEAM MADE DID NOT MAKE A 3-POINTER IN A HALF		
KU	0-3, 2nd half	at Baylor, 2-22-20
Opp.	0-12, 1st half	by Kansas State, 2-17-21
A TEAM DID NOT MAKE A FREE THROW IN A HALF		
KU	1st half (0-0)	vs. TCU, 1-28-21
Opp.	1st half (0-0)	by Oklahoma, 1-23-21
A TEAM DID NOT ATTEMPT A FREE THROW IN A HALF		
KU	1st half	vs. TCU, 1-28-21
Opp.	1st half	by Oklahoma, 1-23-21
A TEAM HAD 30+ REBOUNDS IN A HALF		
KU	32, 2nd half	vs. UMKC, 12-6-16
Opp.	31, 2nd half	by Baylor, 1-12-19

<b>A TEAM HAD 15+ ASSISTS IN A HALF</b>			
KU	16, 2nd half	vs. South Dakota, 12-18-18	
Opp.	15, 1st half	by North Carolina, 3-25-12	
<b>A TEAM DID NOT HAVE A TURNOVER IN A HALF</b>			
KU	1st half	vs. Texas, 1-14-19	
Opp.	2nd half	vs. Kansas State, 1-13-18	
<b>A TEAM HAD 10+ STEALS IN A HALF</b>			
KU	10, 1st half	vs. Texas, 1-21-17	
Opp.	11, 2nd half	by Long Beach State, 12-6-11	
<b>A TEAM HAD 7+ BLOCKED SHOTS IN A HALF</b>			
KU	7, 1st half	at Baylor, 1-12-19	
Opp.	7, 1st half	by Kentucky, 12-1-20	
<b>A PLAYER SCORED 30+ POINTS IN A GAME</b>			
KU	30 by Christian Braun	vs. Saint Joseph's, 11-27-20	
Opp.	30 by Jared Butler	of Baylor, 1-18-21	
<b>A PLAYER SCORED 40+ POINTS IN A GAME</b>			
KU	41 by Andrew Wiggins	at West Virginia, 3-8-14	
Opp.	46 by Buddy Hield	of Oklahoma, 1-4-16	
<b>A PLAYER SHOT 80% OR BETTER FG IN A GAME (MIN. 10 ATT.)</b>			
KU	92.9 (13-14) by Udoka Azubuike	vs. TCU, 3-4-20	
Opp.	90.9 (10-11) by Eric Paschall	of Villanova, 3-31-18	
<b>A PLAYER MADE 7+ 3-POINTERS IN A GAME</b>			
KU	7 by Lagerald Vick	vs. Louisiana, 11-16-18	
Opp.	7 by Jared Butler	of Baylor, 1-18-21	
<b>A PLAYER SHOT 100% 3-POINT FG (MIN. 5 ATT.)</b>			
KU	8-8 by Lagerald Vick	vs. Vermont, 11-12-18	
Opp.	5-5 by Marial Shayok	of Iowa State, 1-5-19	
<b>A PLAYER MADE 12+ FREE THROWS IN A GAME</b>			
KU	13 (13-13) by Devonte' Graham	vs. Texas Tech, 1-2-18	
Opp.	19 (19-22) by Reid Travis	of Stanford, 12-3-16	
<b>A PLAYER SHOT 100% FREE THROWS IN A GAME (MIN. 10 ATT.)</b>			
KU	13-13 by Devonte' Graham	vs. Texas Tech, 1-2-18	
Opp.	12-12 by Taurean Prince	of Baylor, 1-2-16	
<b>A PLAYER HAD 8+ OFFENSIVE REBOUNDS IN A GAME</b>			
KU	8 by Udoka Azubuike	vs. TCU, 3-4-20	
Opp.	8 by Oscar Tschibwe	of West Virginia, 1-4-20	
<b>A PLAYER HAD 12+ DEFENSIVE REBOUNDS IN A GAME</b>			
KU	12 by Marcus Garrett	at Oklahoma, 1-23-21	
Opp.	14 by Jaden Walker	of Iowa State, 2-13-21	
<b>A PLAYER HAD 15+ TOTAL REBOUNDS IN A GAME</b>			
KU	15 by Jalen Wilson	vs. North Dakota State, 12-5-20	
Opp.	17 by Oscar Tschibwe	of West Virginia, 1-4-20	
<b>A PLAYER HAD 10+ ASSISTS IN A GAME</b>			
KU	11 by Devon Dotson	at TCU, 2-8-20	
Opp.	11 by Cassius Winston	of Michigan State, 11-6-18	
<b>A PLAYER HAD 7+ TURNOVERS IN A GAME</b>			
KU	7 by Jalen Wilson	vs. Oklahoma, 1-9-21	
Opp.	7 by Cade Cunningham	of Oklahoma State, 2-8-21	
<b>A PLAYER HAD 7+ BLOCKED SHOTS IN A GAME</b>			
KU	7 by Udoka Azubuike	vs. Baylor, 1-11-20	
Opp.	8 by Isaiah Jackson	of Kentucky, 12-1-20	
<b>A PLAYER HAD 7+ STEALS IN A GAME</b>			
KU	7 by Xavier Henry	vs. Baylor, 1-20-10	
Opp.	7 by Terry Black	of Baylor, 2-26-00	
<b>A PLAYER PLAYED ALL 40 MINUTES IN REGULATION</b>			
KU	Jalen Wilson	at West Virginia, 2-6-21	
Opp.	Desmond Bane	of TCU, 3-4-20	

2020-21 OVERALL STATS

Game Records

Record	Overall	Home	Away	Neutral
ALL GAMES	17-8	11-1	4-6	2-1
CONFERENCE	11-6	7-1	4-5	0-0
NON-CONFERENCE	6-2	4-0	0-1	2-1

Score by Periods

Team	1st	2nd	OT	TOT
Kansas	853	981	6	1840
Opponents	808	842	9	1659

Team Box Score

No.	Player				Total		3-Point		F-Throw		Rebounds													
		GP-GS	MIN	AVG	FG-FGA	FG%	3FG-FGA	3FG%	FT-FTA	FT%	OFF	DEF	TOT	AVG	PF	DQ	A	TO	BLK	STL	PTS	AVG		
30	AGBAJI, Ochai	25-25	831:16	33.3	118-285	.414	66-170	.388	43-61	.705	26	62	88	3.5	43	0	47	35	12	28	345	13.8		
33	MCCORMACK, David	25-25	566:58	22.7	128-255	.502	1-1	1.000	67-84	.798	64	88	152	6.1	57	2	27	41	23	17	324	13.0		
10	WILSON, Jalen	25-23	735:22	29.4	107-247	.433	38-109	.349	68-107	.636	59	146	205	8.2	43	0	54	50	6	8	320	12.8		
2	BRAUN, Christian	25-25	768:01	30.7	83-205	.405	49-135	.363	42-53	.792	31	98	129	5.2	45	1	48	36	11	32	257	10.3		
00	GARRETT, Marcus	24-24	777:43	32.4	88-197	.447	15-50	.300	49-60	.817	12	93	105	4.4	55	0	88	51	10	37	240	10.0		
24	THOMPSON, Bryce	15-1	262:21	17.5	32-81	.395	6-25	.240	11-17	.647	4	21	25	1.7	26	0	18	16	3	7	81	5.4		
44	LIGHTFOOT, Mitch	25-0	258:57	10.4	32-65	.492	1-5	.200	14-22	.636	27	35	62	2.5	39	0	2	16	22	3	79	3.2		
1	GRANT-FOSTER, Tyon	20-0	166:35	8.3	24-62	.387	2-20	.100	11-21	.524	13	31	44	2.2	17	0	3	12	8	7	61	3.1		
13	ENARUNA, Tristan	24-0	232:56	9.7	27-64	.422	5-22	.227	12-18	.667	17	23	40	1.7	19	0	8	21	4	9	71	3.0		
3	HARRIS, Dajuan	25-2	355:10	14.2	16-41	.390	4-7	.571	4-6	.667	6	20	26	1.0	35	0	50	19	1	21	40	1.6		
4	JOSSELL, Latrell	9-0	23:12	2.6	4-8	.500	3-7	.429	0-0	.000	0	2	2	0.2	3	0	1	1	0	2	11	1.2		
12	TEAHAN, Chris	9-0	17:10	1.9	3-4	.750	3-4	.750	0-0	.000	2	4	6	0.7	2	0	1	0	0	0	9	1.0		
35	MUSCADIN, Gethro	10-0	29:19	2.9	1-2	.500	0-0	.000	0-1	.000	2	7	9	0.9	7	0	0	1	2	0	2	0.2		
Team											27	35	62					10						
Total		25	5025		663-1516	.437	193-555	.348	321-450	.713	290	665	955	38.2	391	3	347	309	102	171	1840	73.6		
Opponents		25	5025		596-1461	.408	178-547	.325	287-392	.732	239	622	861	34.4	413	4	282	354	68	156	1659	66.4		

Team Statistics

	KU	OPP
Scoring	1840	1659
Points per game	73.6	66.4
Scoring margin	+7.2	-
Field goals-att	663-1516	596-1461
Field goal pct	.437	.408
3 point fg-att	193-555	178-547
3-point FG pct	.348	.325
3-pt FG made per game	7.7	7.1
Free throws-att	321-450	287-392
Free throw pct	.713	.732
F-Throws made per game	12.8	11.5
Rebounds	955	861
Rebounds per game	38.2	34.4
Rebounding margin	+3.8	-
Assists	347	282
Assists per game	13.9	11.3
Turnovers	309	354
Turnovers per game	12.4	14.2
Turnover margin	+1.8	-
Assist/turnover ratio	1.1	0.8
Steals	171	156
Steals per game	6.8	6.2
Blocks	102	68
Blocks per game	4.1	2.7
Winning streak	0	-
Home win streak	6	-
Attendance	22500	25254
Home games-Avg/Game	12-1875	10-2525
Neutral site-Avg/Game	-	3-162

Team Results

Date	Opponent		Score	Att.
11/26/2020	vs Gonzaga	L	90-102	175
11/27/2020	vs Saint Joseph's	W	94-72	310
12/01/2020	vs Kentucky	W	65-62	0
12/03/2020	Washburn	W	89-54	0
12/05/2020	North Dakota St.	W	65-61	0
12/08/2020	Creighton	W	73-72	2500
12/11/2020	Omaha	W	95-50	2500
12/17/2020	at Texas Tech	W	58-57	4250
12/22/2020	West Virginia	W	79-65	2500
01/02/2021	Texas	L	59-84	2500
01/05/2021	at TCU	W	93-64	1894
01/09/2021	Oklahoma	W	63-59	2500
01/12/2021	at Oklahoma St.	L	70-75	3350
01/18/2021	at Baylor	L	69-77	2350
01/23/2021	at Oklahoma	L	68-75	2669
01/28/2021	TCU	W	59-51	2500
01/30/2021	at Tennessee	L	61-80	4191
02/02/2021	Kansas St.	W	74-51	2500
02/06/2021	at West Virginia	L	79-91	1500
02/08/2021	Oklahoma St.	W	78-66	2500
02/11/2021	Iowa St.	W	97-64	2500
02/13/2021	at Iowa St.	W	64-50	1320
02/17/2021	at Kansas St.	W	59-41	1248
02/20/2021	Texas Tech	W	67-61	0
02/23/2021	at Texas	Lot	72-75	2482

# 2020-21 BIG 12 CONFERENCE GAMES ONLY STATS

## Game Records

Record	Overall	Home	Away	Neutral
ALL GAMES	11-6	7-1	4-5	0-0
CONFERENCE	11-6	7-1	4-5	0-0
NON-CONFERENCE	0-0	0-0	0-0	0-0

## Score by Periods

Team	1st	2nd	OT	TOT
Kansas	540	662	6	1208
Opponents	521	576	9	1106

## Team Box Score

No.	Player				Total		3-Point		F-Throw		Rebounds												
		GP-GS	MIN	AVG	FG-FGA	FG%	3FG-FGA	3FG%	FT-FTA	FT%	OFF	DEF	TOT	AVG	PF	DQ	A	TO	BLK	STL	PTS	AVG	
30	AGBAJI, Ochai	17-17	592:34	34.9	81-196	.413	48-124	.387	27-37	.730	15	44	59	3.5	31	0	26	27	7	17	237	13.9	
33	MCCORMACK, David	17-17	410:37	24.2	95-182	.522	1-1	1.000	45-55	.818	49	61	110	6.5	44	2	25	26	19	13	236	13.9	
10	WILSON, Jalen	17-17	536:04	31.5	68-167	.407	25-75	.333	42-67	.627	36	99	135	7.9	28	0	40	38	5	8	203	11.9	
00	GARRETT, Marcus	16-16	529:39	33.1	64-136	.471	8-35	.229	29-37	.784	8	64	72	4.5	41	0	57	41	9	25	165	10.3	
2	BRAUN, Christian	17-17	541:17	31.8	56-140	.400	33-95	.347	27-31	.871	20	68	88	5.2	32	1	35	24	8	21	172	10.1	
24	THOMPSON, Bryce	8-0	128:54	16.1	15-38	.395	1-8	.125	7-9	.778	2	12	14	1.8	12	0	10	6	2	2	38	4.8	
44	LIGHTFOOT, Mitch	17-0	198:45	11.7	21-46	.457	0-3	.000	6-12	.500	16	20	36	2.1	28	0	2	10	15	2	48	2.8	
13	ENARUNA, Tristan	16-0	150:35	9.4	17-41	.415	3-14	.214	8-12	.667	15	12	27	1.7	14	0	7	12	4	7	45	2.8	
1	GRANT-FOSTER, Tyon	12-0	67:34	5.6	10-24	.417	1-10	.100	5-11	.455	3	14	17	1.4	7	0	0	7	1	1	26	2.2	
3	HARRIS, Dajuan	17-1	233:45	13.8	12-32	.375	3-5	.600	2-3	.667	3	16	19	1.1	24	0	33	13	0	11	29	1.7	
12	TEAHAN, Chris	6-0	10:11	1.7	2-3	.667	2-3	.667	0-0	.000	1	2	3	0.5	2	0	1	0	0	0	6	1.0	
4	JOSSELL, Latrell	5-0	13:06	2.6	1-5	.200	1-5	.200	0-0	.000	0	2	2	0.4	2	0	0	0	0	0	3	0.6	
35	MUSCADIN, Gethro	5-0	11:59	2.4	0-0	.000	0-0	.000	0-0	.000	0	2	2	0.4	3	0	0	0	0	0	0	0.0	
Team											18	24	42					8					
Total		17	3425		442-1010	.438	126-378	.333	198-274	.723	186	440	626	36.8	268	3	236	212	70	107	1208	71.1	
Opponents		17	3425		395-979	.403	120-367	.327	194-262	.740	172	421	593	34.9	266	2	195	240	41	98	1106	65.1	

## Team Statistics

	KU	OPP
<b>Scoring</b>	<b>1208</b>	<b>1106</b>
Points per game	71.1	65.1
Scoring margin	+6.0	-
<b>Field goals-att</b>	<b>442-1010</b>	<b>395-979</b>
Field goal pct	.438	.403
<b>3 point fg-att</b>	<b>126-378</b>	<b>120-367</b>
3-point FG pct	.333	.327
3-pt FG made per game	7.4	7.1
<b>Free throws-att</b>	<b>198-274</b>	<b>194-262</b>
Free throw pct	.723	.740
F-Throws made per game	11.6	11.4
<b>Rebounds</b>	<b>626</b>	<b>593</b>
Rebounds per game	36.8	34.9
Rebounding margin	+1.9	-
<b>Assists</b>	<b>236</b>	<b>195</b>
Assists per game	13.9	11.5
<b>Turnovers</b>	<b>212</b>	<b>240</b>
Turnovers per game	12.5	14.1
Turnover margin	+1.6	-
Assist/turnover ratio	1.1	0.8
<b>Steals</b>	<b>107</b>	<b>98</b>
Steals per game	6.3	5.8
<b>Blocks</b>	<b>70</b>	<b>41</b>
Blocks per game	4.1	2.4
<b>Winning streak</b>	<b>0</b>	<b>-</b>
Home win streak	6	-
<b>Attendance</b>	<b>17500</b>	<b>21063</b>
Home games-Avg/Game	8-2188	9-2340
Neutral site-Avg/Game	-	0-0

## Team Results

Date	Opponent		Score	Att.
12/17/2020	at Texas Tech	W	58-57	4250
12/22/2020	West Virginia	W	79-65	2500
01/02/2021	Texas	L	59-84	2500
01/05/2021	at TCU	W	93-64	1894
01/09/2021	Oklahoma	W	63-59	2500
01/12/2021	at Oklahoma St.	L	70-75	3350
01/18/2021	at Baylor	L	69-77	2350
01/23/2021	at Oklahoma	L	68-75	2669
01/28/2021	TCU	W	59-51	2500
02/02/2021	Kansas St.	W	74-51	2500
02/06/2021	at West Virginia	L	79-91	1500
02/08/2021	Oklahoma St.	W	78-66	2500
02/11/2021	Iowa St.	W	97-64	2500
02/13/2021	at Iowa St.	W	64-50	1320
02/17/2021	at Kansas St.	W	59-41	1248
02/20/2021	Texas Tech	W	67-61	0
02/23/2021	at Texas	Lot	72-75	2482



-vs-



ALL-TIME SERIES

KANSAS LEADS, 33-7

Lawrence, Kan. (Allen Fieldhouse) . . . . .	17-1 (16-1)
Waco, Texas (Ferrell Center) . . . . .	14-4 (14-4)
Neutral Sites . . . . .	2-2
Big 12 Play. . . . .	27-5
Big 12 Championship (Sprint Center) . . . . .	2-2 (2-1)

HIGHEST SCORES - KANSAS

Lawrence . . . . .	102
. . . . . KU 102-74, in 2015-16	
Waco . . . . .	87
. . . . . KU 87-68, in 1996-97	

COACHING RECORDS

Bill Self vs. Baylor

Total . . . . .	25-7
At Kansas . . . . .	25-6

Scott Drew vs. Kansas

Total . . . . .	6-25
-----------------	------

HIGHEST SCORES - BAYLOR

Lawrence . . . . .	90
. . . . . KU 100-90, in 2007-08	
Waco . . . . .	85
. . . . . BU 85-77, in 2000-01	

LARGEST WINNING MARGINS

Kansas

Lawrence . . . . .	47
Waco . . . . .	26

Baylor

Lawrence . . . . .	12
Waco . . . . .	23

KANSAS-BAYLOR SERIES (BIG 12 ERA)

12/03/1951	Lawrence	W	57-46
12/10/1966	Lawrence	W	68-56
01/11/1997	Waco	W	87-68
01/28/1998	Lawrence	W	94-47
01/06/1999	Waco	W	66-62
02/26/2000	Lawrence	W	80-70
02/12/2001	Waco	L	77-85
02/16/2002	Lawrence	W	87-72
02/11/2003	Waco	W	79-58
02/18/2004	Lawrence	W	74-54
01/25/2005	Waco	W	86-66
02/21/2006	Lawrence	W	76-61
01/24/2007	Waco	W	82-56
02/09/2008	Lawrence	W	100-90
02/02/2009	Waco	W	75-65
03/12/2009	Oklahoma City, Okla.*	L	64-71
01/20/2010	Lawrence	W	81-75
01/17/2011	Waco	W	85-65
01/16/2012	Lawrence	W	92-74
02/08/2012	Waco	W	68-54
03/09/2012	Kansas City, Mo.*	L	72-81
01/14/2013	Lawrence	W	61-44
03/09/2013	Waco	L	58-81
01/20/2014	Lawrence	W	78-68
02/04/2014	Waco	W	69-52
01/07/2015	Waco	W	56-55
02/14/2015	Lawrence	W	74-64
03/13/2015	Kansas City, Mo.*	W	62-52
01/02/2016	Lawrence	W	102-74
02/23/2016	Waco	W	66-60
03/11/2016	Kansas City, Mo.*	W	70-66
02/01/2017	Lawrence	W	73-68
02/18/2017	Waco	W	67-65
01/20/2018	Lawrence	W	70-67
02/10/2018	Waco	L	64-80
01/12/2019	Waco	W	73-68
03/09/2019	Lawrence	W	78-70
01/11/2020	Lawrence	L	55-67
02/22/2020	Waco	W	64-61
01/18/2021	Waco	L	69-77

\*Big 12 Championship

THE JAYHAWKS VS. BAYLOR

#0 MARCUS GARRETT

OPPONENT (Date)	MP	FG-A	PCT	3PT-A	PCT	FT-A	PCT	O-D-T	PF	A	TO	BLK	ST	TP
BAYLOR (1.20.18) - W	21	1-5	.200	0-1	.000	3-8	.375	1-2-3	1	0	0	0	0	5
*at Baylor (2.10.18) - L	20	2-3	.667	0-1	.000	2-2	1.000	2-1-3	0	1	1	0	2	6
*at Baylor (1.12.19) - W	25	1-2	.500	0-0	---	2-4	.500	1-2-3	4	4	2	1	0	4
BAYLOR (3.9.19) - W	27	2-5	.400	2-3	.667	1-4	.250	1-1-2	1	3	1	1	2	7
*BAYLOR (1.11.20) - L	34	4-9	.444	1-2	.500	2-2	1.000	0-4-4	4	4	4	0	0	11
*at Baylor (2.22.20) - W	32	3-10	.300	1-2	.500	2-2	1.000	0-4-4	3	7	5	1	2	9
*at Baylor (1.18.21) - L	37	3-6	.500	0-0	---	3-4	.750	0-3-3	4	8	5	1	0	9
<b>TOTAL (7 games/5 starts)</b>	<b>196</b>	<b>16-40</b>	<b>.400</b>	<b>4-9</b>	<b>.444</b>	<b>15-26</b>	<b>.577</b>	<b>5-17-22</b>	<b>17</b>	<b>27</b>	<b>18</b>	<b>4</b>	<b>6</b>	<b>51</b>
<b>Averages</b>	<b>28.0</b>							<b>3.1</b>		<b>3.9</b>		<b>0.6</b>	<b>0.9</b>	<b>7.3</b>

#2 CHRISTIAN BRAUN

OPPONENT (Date)	MP	FG-A	PCT	3PT-A	PCT	FT-A	PCT	O-D-T	PF	A	TO	BLK	ST	TP
BAYLOR (1.11.20) - L	22	0-2	.000	0-0	---	4-4	1.000	1-1-2	2	0	0	0	0	4
at Baylor (2.22.20) - W	21	2-3	.667	0-1	.000	0-0	---	0-0-0	2	0	0	0	1	4
*at Baylor (1.18.21) - L	35	5-7	.714	5-6	.833	2-2	1.000	1-3-4	0	1	0	0	0	17
<b>TOTAL (3 games/1 start)</b>	<b>78</b>	<b>7-12</b>	<b>.583</b>	<b>5-7</b>	<b>.714</b>	<b>6-6</b>	<b>1.000</b>	<b>2-4-6</b>	<b>4</b>	<b>1</b>	<b>0</b>	<b>0</b>	<b>1</b>	<b>25</b>
<b>Averages</b>	<b>26.0</b>							<b>2.0</b>		<b>0.3</b>		<b>0.0</b>	<b>0.3</b>	<b>8.3</b>

#3 DAJUAN HARRIS JR.

OPPONENT (Date)	MP	FG-A	PCT	3PT-A	PCT	FT-A	PCT	O-D-T	PF	A	TO	BLK	ST	TP
at Baylor (1.18.21) - L	20	1-3	.333	0-0	---	0-0	---	0-1-1	1	1	1	0	1	2

#10 JALEN WILSON

OPPONENT (Date)	MP	FG-A	PCT	3PT-A	PCT	FT-A	PCT	O-D-T	PF	A	TO	BLK	ST	TP
*at Baylor (1.18.21) - L	22	2-7	.286	0-2	.000	0-0	---	1-4-5	0	3	1	0	0	4

#12 CHRIS TEAHAN

OPPONENT (Date)	MP	FG-A	PCT	3PT-A	PCT	FT-A	PCT	O-D-T	PF	A	TO	BLK	ST	TP
at Baylor (1.18.21) - L	1	1-1	1.000	1-1	1.000	0-0	---	0-0-0	0	0	0	0	0	3

#13 TRISTAN ENARUNA

OPPONENT (Date)	MP	FG-A	PCT	3PT-A	PCT	FT-A	PCT	O-D-T	PF	A	TO	BLK	ST	TP
BAYLOR (1.11.20) - L	5	1-2	.500	0-0	---	0-0	---	0-1-1	0	0	0	1	0	2
at Baylor (1.18.21) - L	18	1-3	.333	0-2	.000	2-2	1.000	0-1-1	1	2	0	0	1	4
<b>TOTAL (2 games)</b>	<b>23</b>	<b>2-5</b>	<b>.400</b>	<b>0-2</b>	<b>.000</b>	<b>2-2</b>	<b>1.000</b>	<b>0-1-1</b>	<b>1</b>	<b>2</b>	<b>0</b>	<b>1</b>	<b>1</b>	<b>6</b>
<b>Averages</b>	<b>11.5</b>							<b>0.5</b>		<b>1.0</b>		<b>0.5</b>	<b>0.5</b>	<b>3.0</b>

#30 OCHAI AGBAJI

OPPONENT (Date)	MP	FG-A	PCT	3PT-A	PCT	FT-A	PCT	O-D-T	PF	A	TO	BLK	ST	TP
at Baylor (1.12.19) - W	21	4-5	.800	1-2	.500	1-2	.500	1-2-3	2	0	0	0	1	10
*BAYLOR (3.9.19) - W	30	3-10	.300	0-3	.000	0-0	---	1-7-8	3	4	1	0	0	6
*BAYLOR (1.11.20) - L	33	2-7	.286	0-1	.000	2-2	1.000	2-3-5	0	1	3	0	1	6
*at Baylor (2.22.20) - W	39	0-5	.000	0-2	.000	0-0	---	1-4-5	1	3	3	0	0	0
*at Baylor (1.18.21) - L	31	5-12	.417	4-7	.571	2-4	.500	1-1-2	3	1	2	0	2	16
<b>TOTAL (5 games/4 starts)</b>	<b>154</b>	<b>14-39</b>	<b>.359</b>	<b>5-15</b>	<b>.333</b>	<b>5-8</b>	<b>.714</b>	<b>6-17-23</b>	<b>9</b>	<b>9</b>	<b>9</b>	<b>0</b>	<b>4</b>	<b>38</b>
<b>Averages</b>	<b>31.4</b>							<b>4.6</b>		<b>1.8</b>		<b>0.0</b>	<b>0.8</b>	<b>7.6</b>

#33 DAVID McCORMACK

OPPONENT (Date)	MP	FG-A	PCT	3PT-A	PCT	FT-A	PCT	O-D-T	PF	A	TO	BLK	ST	TP
at Baylor (1.12.19) -W	6	0-0	---	0-0	---	0-0	---	0-0-0	1	0	0	0	0	0
*BAYLOR (3.9.19) - W	18	6-9	.667	0-0	---	0-0	---	1-4-5	2	0	0	1	0	12
*BAYLOR (1.11.20) - L	10	0-2	.000	0-0	---	0-0	---	0-1-1	1	0	0	1	0	0
at Baylor (2.22.20) - W	4	2-2	1.000	0-0	---	0-0	---	1-0-1	5	0	1	0	0	4
*at Baylor (1.18.21) - L	19	3-6	.500	0-0	---	0-0	---	2-0-2	4	1	4	2	1	6
<b>TOTAL (5 games/3 starts)</b>	<b>57</b>	<b>11-19</b>	<b>.579</b>	<b>0-0</b>	<b>---</b>	<b>0-0</b>	<b>---</b>	<b>4-5-9</b>	<b>13</b>	<b>1</b>	<b>5</b>	<b>4</b>	<b>0</b>	<b>22</b>
<b>Averages</b>	<b>11.4</b>							<b>1.8</b>		<b>0.2</b>		<b>0.8</b>	<b>0</b>	<b>4.4</b>

#44 MITCH LIGHTFOOT

OPPONENT (Date)	MP	FG-A	PCT	3PT-A	PCT	FT-A	PCT	O-D-T	PF	A	TO	BLK	ST	TP
BAYLOR (2.11.7) - W	5	1-1	1.000	0-0	---	0-0	---	0-1-1	1	0	0	2	0	2
at Baylor (2.18.17) - W	4	0-0	---	0-0	---	0-0	---	0-0-0	0	0	0	1	0	0
BAYLOR (1.20.18) - W	6	0-2	.000	0-0	---	0-0	---	1-0-1	2	0	0	1	0	0
at Baylor (2.10.18) - L	22	1-6	.167	0-1	.000	0-0	---	3-0-3	5	2	0	2	0	2
at Baylor (1.12.19) -W	3	0-0	---	0-0	---	0-0	---	0-4-4	2	0	0	1	0	0
BAYLOR (3.9.19) - W	18	1-4	.250	0-0	---	2-4	.500	2-2-4	3	0	2	1	0	4
at Baylor (1.18.21) - L	17	4-7	.571	0-1	.000	0-0	---	3-1-4	3	1	2	0	0	8
<b>TOTAL (7 games)</b>	<b>75</b>	<b>7-20</b>	<b>.350</b>	<b>0-2</b>	<b>.000</b>	<b>2-4</b>	<b>.500</b>	<b>9-8-15</b>	<b>16</b>	<b>3</b>	<b>4</b>	<b>8</b>	<b>0</b>	<b>16</b>
<b>Averages</b>	<b>10.7</b>							<b>2.1</b>		<b>0.4</b>		<b>1.1</b>	<b>0.0</b>	<b>2.3</b>





0

**MARCUS GARRETT**

SR-3L • Guard • 6-5 • 205 • Dallas, Texas • Skyline HS

**2020-21 SEASON STATS**


PPG	RPG	APG	FG%	3FG%	FT%
<b>10.0</b>	<b>4.4</b>	<b>3.7</b>	<b>45%</b>	<b>30%</b>	<b>82%</b>
CAREER					
7.3	4.0	2.7	44%	29%	63%

**CAREER HIGHS**

Points	24	vs. Oklahoma (2.15.20)
Field Goals	9	vs. Oklahoma (2.15.20)
Rebounds	15	vs. Iowa State (3.16.19)
Assists	9	at Oklahoma State (1.27.20)
Blocks	3	vs. Texas Tech (2.1.20)
Steals	6	at West Virginia (1.19.19)
Minutes	40	at West Virginia (2.12.20)

**NOTES**

On most national player of the year watch lists ... Naismith Defensive POY semifinalist (1 of 10) ... Is seventh in the Big 12 in assist-to-turnover ratio (1.7), fifth in steals (1.5) and 11th in assists (3.7) ... Has 12 steals in his last five games ... Recorded his second double-double of the season, with 21 points and 12 rebounds at Oklahoma (1/23) ... Had 22 points vs. No. 1 Gonzaga (11/26) ... The 2020 Naismith, ESPN.com and Big 12 Defensive Player of the Year ... One of three current Jayhawks who were members of the 2018 Final Four KU team.



1

**TYON GRANT-FOSTER**

JR-TR • Guard • 6-7 • 205 • Kansas City, Kan. • Schlagle HS/ Indian Hills CC

**2020-21 SEASON STATS**


PPG	RPG	APG	FG%	3FG%	FT%
<b>3.1</b>	<b>2.2</b>	<b>0.2</b>	<b>39%</b>	<b>10%</b>	<b>52%</b>
CAREER					
3.1	2.2	0.2	39%	10%	52%

**CAREER HIGHS**

Points	13	vs. Omaha (12.11.20)
Field Goals	5	vs. Omaha (12.11.20)
Rebounds	8	vs. North Dakota State (12.5.20)
Assists	1	3x, last at Tennessee (1.30.21)
Blocks	2	3x, last vs. Omaha (12.11.20)
Steals	2	2x, last vs. Omaha (12.11.20)
Minutes	22	vs. North Dakota State (12.5.20)

**NOTES**

Averages 8.5 minutes per contest ... Posted five points in five minutes vs. Iowa State (2/11) ... Had nine points and five rebounds vs. TCU (1/28) ... Posted a KU-career high in points (13) and field goals (5) vs. Omaha (12/11) ... NJCAA All-American HM in 2019-20 at Indian Hills (Iowa) CC ... Led Indian Hills in scoring at 16.5 ppg and blocked shots with 48 in 2019-20 ... Also averaged 6.5 rpg, 1.5 bpg and made 1.7 3FGs per game his sophomore year as Indian Hills went 30-3 ... A local product having played high school at Schlagle in Kansas City.



2

**CHRISTIAN BRAUN**

(BROWN) SO -1L • Guard • 6-6 • 210 • Burlington, Kan. • Blue Valley Northwest

**2020-21 SEASON STATS**

PPG	RPG	APG	FG%	3FG%	FT%
<b>10.3</b>	<b>5.2</b>	<b>1.9</b>	<b>41%</b>	<b>36%</b>	<b>79%</b>
CAREER					
7.5	3.9	1.1	42%	39%	77%

**CAREER HIGHS**

Points	30	vs. Saint Joseph's (11.27.20)
Field Goals	10	vs. Saint Joseph's (11.27.20)
Rebounds	13	vs. Kentucky (12.1.20)
Assists	7	vs. West Virginia (12.22.20)
Blocks	2	4x, last at Texas (2.23.21)
Steals	4	vs. Saint Joseph's (11.27.20)
Minutes	39	at Texas (2.23.21)

**NOTES**

Second on team with 49 3FGs made ... Has made 3-plus 3FGs in eight games this season ... Has five blocked shots in his last three games ... Is 13th in the Big 12 in 3FGs made (2.0) and 17th in rebounding (5.2) ... Had 18 points, five rebounds and six assists vs. ISU (2/11) ... Posted first career DD (15 pts, 10 rebs) vs. OSU (2/8) ... Big 12 Player of the Week (12/28) ... Posted career highs in points (30) and steals (4) vs. Saint Joseph's (11/27) ... Comes from an athletic family as his mother, father, aunt and uncle all played NCAA DI basketball and his brother (Parker) is a forward at Missouri.



3

**DAJUAN HARRIS JR.**

FR-RS • Guard • 6-1 • 170 • Columbia, Mo. • Rock Bridge HS

**2020-21 SEASON STATS**

PPG	RPG	APG	FG%	3FG%	FT%
<b>1.6</b>	<b>1.0</b>	<b>2.0</b>	<b>39%</b>	<b>57%</b>	<b>67%</b>
CAREER					
1.6	1.0	2.0	39%	57%	67%

**CAREER HIGHS**

Points	7	2x, last vs. TCU (1.28.21)
Field Goals	3	2x, last vs. TCU (1.28.21)
Rebounds	3	3x, last vs. Texas Tech (2.20.21)
Assists	7	at TCU (1.5.21)
Blocks	1	vs. Kentucky (12.1.20)
Steals	4	vs. Kentucky (12.1.20)
Minutes	27	at TCU (1.5.21)

**NOTES**

Has 20 assists and six turnovers in his last nine games ... Had four assists and three rebounds vs. TTU (2/20) ... Had three steals at KSU (2/17) ... Recorded five assists vs. KSU (2/2) ... Tied his season high with seven points vs. TCU (1/28) ... Posted five points, four assists and no TOs at OU (1/23) ... Had seven points and seven rebounds in his first-career start at TCU (1/5) ... Posted 25 minutes and four steals with five assists vs. Kentucky (12/1) ... Reclassified for 2019 and was a redshirt in 2019-20 ... Practiced with the team the second semester.



4

**LATRELL JOSSELL**

FR-HS • Guard • 5-11 • 160 • Chicago, Ill. • Keller Central HS (Texas)

**2020-21 SEASON STATS**

PPG	RPG	APG	FG%	3FG%	FT%
<b>1.2</b>	<b>0.2</b>	<b>0.1</b>	<b>50%</b>	<b>43%</b>	-
CAREER					
1.2	0.2	0.1	50%	43%	-

**CAREER HIGHS**

Points	5	vs. Omaha (12.11.20)
Field Goals	2	vs. Omaha (12.11.20)
Rebounds	1	2x, last vs. Iowa State (2.11.21)
Assists	1	vs. Omaha (12.11.20)
Blocks	-	-
Steals	1	2x, last vs. Omaha (12.11.20)
Minutes	5	vs. Omaha (12.11.20)

**NOTES**

Has played in nine games this season ... Scored three points in four minutes vs. Iowa State (2/11) ... Had five points, one assist and one steal in five minutes vs. Omaha (12/11) ... A sharp-shooting point guard who grew up in Chicago and moved to Keller, Texas, his freshman year in high school ... For his prep career, shot 36.6% from beyond the arc, dished out 207 assists, had 194 steals and took 30 charges ... Prior to the pandemic, played for Marcus Smart's YCG36 team on the AAU circuit and was a teammate of current Jayhawk redshirt-freshman Jalen Wilson and fellow freshman Gethro Muscadin.



10

**JALEN WILSON**

FR-RS • Guard • 6-8 • 220 • Denton, Texas • John H. Guyer HS

**2020-21 SEASON STATS**


PPG	RPG	APG	FG%	3FG%	FT%
<b>12.8</b>	<b>8.2</b>	<b>2.2</b>	<b>43%</b>	<b>35%</b>	<b>64%</b>
CAREER					
11.9	7.6	2.0	43%	35%	64%

**CAREER HIGHS**

Points	23	2x, last vs. Creighton (12.8.20)
Field Goals	8	2x, last vs. Creighton (12.8.20)
Rebounds	15	vs. North Dakota State (12.5.20)
Assists	6	2x, last at Tennessee (1.30.21)
Blocks	1	7x, last at Texas (2.23.21)
Steals	2	2x, last vs. Texas Tech (2.20.21)
Minutes	41	at Texas (2.23.21)

**NOTES**

Big 12 Newcomer of the Week (2/15) ... Ranks third in the Big 12 in rebounding (8.2) and second in double-doubles (9) ... Has six DDs in his last seven games, including a KU frosh consecutive DD record (4) ... Is averaging 14.7 ppg and 11.3 rpg in his last seven games ... Had 16 points and 13 rebounds at UT (2/23) ... Scored 22 points with 10 boards at ISU (2/13) ... Had 23 points and 10 rebounds vs. No. 8 Creighton (12/8) ... Posted first-career DD with 23 points and 10 rebounds vs. Kentucky (12/1) ... Was a redshirt in 2019-20 due to injury (broken ankle).



12

**CHRIS TEAHAN**

SR-3L • Guard • 6-4 • 195 • Leawood, Kan. • Rockhurst HS

**2020-21 SEASON STATS**

PPG	RPG	APG	FG%	3FG%	FT%
<b>1.0</b>	<b>0.7</b>	<b>0.1</b>	<b>100%</b>	<b>100%</b>	-
CAREER					
0.8	0.3	0.1	41%	39%	100%

**CAREER HIGHS**

Points	4	vs. Toledo (11.28.17)
Field Goals	1	12x, last vs. Kansas State (2.2.21)
Rebounds	3	2x, last at TCU (1.5.21)
Assists	1	4x, last vs. Iowa State (2.11.21)
Blocks	1	vs. Kansas State (1.21.20)
Steals	-	-
Minutes	7	vs. Monmouth (11.15.19)

**NOTES**

A fan favorite ... Has played in 43 games, nine this season, while at Kansas ... Made only shot in 2020-21, a 3FG, vs. KSU (2/2), at Baylor (1/18) and vs. Omaha (12/11) ... Tied his career high with three rebounds at TCU (1/5) ... Played in 12 games in 2019-20, including six in Big 12 play ... Appeared in 11 games, including seven Big 12 games in 2018-19 ... Competed in 10 games, two in conference play and three postseason in 2017-18 ... An invited walk-on who was a two-sport athlete at Rockhurst HS in Kansas City, Missouri ... Older brother, Conner, played five seasons at KU and on two Final Four teams (2008 and 2012).



13

## TRISTAN ENARUNA (en-uh-ROO-nuh)

SO-1L • G/F • 6-8 • 215 • Flevoland, Netherlands • Wasatch Academy [Utah]

## 2020-21 SEASON STATS

PPG	RPG	APG	FG%	3FG%	FT%
3.0	1.7	0.3	42%	23%	67%
CAREER					
2.6	1.9	0.5	38%	25%	58%

## CAREER HIGHS

Points	12	at TCU (1.5.21)
Field Goals	5	at TCU (1.5.21)
Rebounds	7	at TCU (1.5.21)
Assists	4	vs. E. Tennessee State (11.19.19)
Blocks	2	2x, last vs. Chaminade (11.25.19)
Steals	4	vs. E. Tennessee State (11.19.19)
Minutes	23	vs. E. Tennessee State (11.19.19)

## NOTES

Averages 9.7 minutes per game ... Had four points and four rebounds vs. Kansas State (2/2) ... Made his fourth 3FG of the season at Tennessee (1/30) ... Posted career highs in points (12) and rebounds (7) at TCU (1/5) ... Played 16 minutes with five points and five rebounds vs. Texas (1/2) ... Averaged 10.8 minutes per game in 2019-20 ... A versatile player who has a 7-foot wingspan ... Guarded all five positions while in high school ... Gained valuable experience in summer 2019 playing for the Netherlands in the U18 FIBA European Championship.



20

## MICHAEL JANKOVICH (JANK-oh-vitch)

SO-1L • Guard • 6-5 • 190 • Dallas, Texas • Northfield Mount Hermon [Mass.]

## 2020-21 SEASON STATS


PPG	RPG	APG	FG%	3FG%	FT%
-	-	-	-	-	-
CAREER					
1.2	0.1	0.1	43%	43%	75%

## CAREER HIGHS

Points	5	vs. Monmouth (11.15.19)
Field Goals	1	3x, last vs. Kansas State (1.21.20)
Rebounds	1	vs. Oklahoma State (2.24.20)
Assists	1	vs. Chaminade (11.25.19)
Blocks	-	-
Steals	1	vs. Chaminade (11.25.19)
Minutes	5	vs. Monmouth (11.15.19)

## NOTES

Had foot surgery during the 2020-21 preseason and will most likely redshirt the 2020-21 season ... Played in 10 games in 2019-20 ... An invited walk-on who has solid range from beyond the arc ... Son of SMU head coach Tim Jankovich, who spent five seasons as an assistant coach on Bill Self's staffs at Illinois and Kansas ... Lived in Lawrence from ages 4-8 while his father was on the KU staff.



24

## BRYCE THOMPSON

FR-HS • Guard • 6-5 • 195 • Tulsa, Oklahoma • Booker T. Washington HS

## 2020-21 SEASON STATS

PPG	RPG	APG	FG%	3FG%	FT%
5.4	1.7	1.2	40%	24%	65%
CAREER					
5.4	1.7	1.2	40%	24%	65%

## CAREER HIGHS

Points	12	vs. Gonzaga (11.26.20)
Field Goals	5	2x, last at Texas (2.23.21)
Rebounds	4	2x, last vs. Iowa State (2.11.21)
Assists	3	vs. Iowa State (2.11.21)
Blocks	2	vs. Iowa State (2.11.21)
Steals	2	2x, last vs. Washburn (12.3.20)
Minutes	28	vs. Gonzaga (11.26.20)

## NOTES

Has been a spark since his return from injury averaging 18.2 minutes in his five games back ... Had 11 points on 5-6 FGs at Texas (2/23) ... Played first game since 1/12 vs. Iowa State (2/11) with eight points, four rebounds, three assists and two blocked shots ... Posted a career high in points (12) vs. No. 1 Gonzaga (11/26) ... Started vs. Saint Joseph's (11/27) with seven points and four rebounds ... A 2020 McDonald's AA who ended ranked No. 19 by Rivals and No. 20 by 247Sports ... Two-time Gatorade Player of the Year in Oklahoma ... Father, Rod, played for Bill Self at Tulsa and grandfather, Marshall Rogers, played at KU in the 1970s.



30

## OCHAI AGBAJI (OCH-eye uh-BAH-gee)

JR-2L • Guard • 6-5 • 215 • Kansas City, Mo. • Oak Park HS

## 2020-21 SEASON STATS

PPG	RPG	APG	FG%	3FG%	FT%
13.8	3.5	1.9	41%	39%	71%
CAREER					
10.8	4.1	1.7	43%	35%	69%

## CAREER HIGHS

Points	24	at Texas (1.29.19)
Field Goals	8	4x, last at Texas Tech (12.17.20)
Rebounds	12	vs. Colorado (12.7.19)
Assists	4	6x, last vs. TCU (1.28.21)
Blocks	2	2x, last vs. Texas Tech (2.1.20)
Steals	4	2x, last vs. Oklahoma State (2.8.21)
Minutes	45	vs. Dayton (11.27.19)

## NOTES

Has made three or more 3FGs in 13 games this season, 21 for his career ... Is second in the Big 12 in 3FGs made (2.7), second in the Big 12 in 3FG% (38.8) and 13th in scoring (13.8) ... Tied career high with five 3FGs made at Texas (2/23) ... Drained five 3FGs vs. ISU (2/11) ... Tied career high with four steals vs. OSU (2/8) ... Recorded his first double-double of the season with 11 points and 10 rebounds vs. WVU (12/22) ... Scored a season-high 23 points at TTU (12/17) ... Has started 72 of 78 games played at KU ... 2020 Academic All-Big 12 honoree.



33

## DAVID McCORMACK

JR-2L • Forward • 6-10 • 250 • Norfolk, Va. • Oak Hill Academy

## 2020-21 SEASON STATS

PPG	RPG	BPG	FG%	3FG%	FT%
13.0	6.1	0.9	50%	100%	80%
CAREER					
7.5	4.3	0.5	53%	33%	76%

## CAREER HIGHS

Points	28	vs. Kansas City (12.14.19)
Field Goals	11	vs. Kansas City (12.14.19)
Rebounds	13	vs. Duke (11.5.19)
Assists	4	2x, last at Oklahoma (1.23.21)
Blocks	3	3x, last vs. Oklahoma State (2.8.21)
Steals	2	8x, last at Kansas State (2.17.21)
Minutes	35	vs. Texas Tech (2.20.21)

## NOTES

Leads the Big 12 in FG% (50.2) and is ninth in rebounds (6.1), ninth in FTR% (79.8), eighth in blocked shots (0.9), 18th in scoring (13.0) and third in DDs (5) ... Averages 13.9 ppg and 6.5 rpg in league games ... Had fifth DD of the season with 23 points and 10 rebounds vs. OSU (2/8) ... Posted 17 points and nine boards vs. TTU (2/20) ... 2020 Academic All-Big 12 First Team honoree ... Selected by Kansas Chancellor Douglas Giron to participate on the 2020 University's Campus Task Force on Community-Responsive Public Safety (1 of 25).



35

## GETHRO MUSCADIN (MUSE-cadin)

FR-HS • Forward • 6-10 • 220 • Gonaives, Haiti • Aspire Academy (Ky.)

## 2020-21 SEASON STATS

PPG	RPG	BPG	FG%	3FG%	FT%
0.2	0.9	0.2	50%	-	0%
CAREER					
0.2	0.9	0.2	50%	-	0%

## CAREER HIGHS

Points	2	vs. Omaha (12.11.20)
Field Goals	1	vs. Omaha (12.11.20)
Rebounds	4	vs. Omaha (12.11.20)
Assists	-	-
Blocks	1	2x, last vs. Omaha (12.11.20)
Steals	-	-
Minutes	8	vs. Omaha (12.11.20)

## NOTES

Has played in 10 games this season ... Has nine rebounds for the season with eight in his last eight games played ... Scored his first-career points (2) with four rebounds and one blocked shot in eight minutes vs. Omaha (12/11) ... Logged six minutes vs. Washburn (12/3) with two rebounds ... Ranked as the 17th-best center in the 2020 class by Rivals.com ... Started playing basketball when he was 15 years old and moved to the United States when he was 16 ... Can speak English and Creole fluently.



44

## MITCH LIGHTFOOT

SR-RS • Forward • 6-8 • 225 • Gilbert, Ariz. • Gilbert Christian HS

## 2020-21 SEASON STATS

PPG	RPG	BPG	FG%	3FG%	FT%
3.2	2.5	0.9	49%	20%	64%
CAREER					
2.7	2.5	1.0	54%	31%	55%

## CAREER HIGHS

Points	14	vs. Omaha (12.11.20)
Field Goals	4	6x, last at Baylor (1.18.21)
Rebounds	11	vs. Penn (3.15.18)
Assists	3	at Oklahoma State (3.2.19)
Blocks	6	at TCU (1.6.18)
Steals	2	at Iowa State (2.13.18)
Minutes	31	vs. Kansas State (2.25.19)

## NOTES

A first sub off the bench ... Is 13th in the Big 12 in blocked shots (0.9) ... Leads KU with 13 charges taken ... Has recorded four or more rebounds seven times in 2020-21 ... Posted four points with five rebounds vs. KSU (2/2) ... Had eight points and four rebounds at Baylor (1/18) ... Redshirt in 2019-20 ... Completed his undergrad degree in economics in Dec. 2019 and is working on a sport management masters ... Led KU with 14 charges drawn and had 33 blocked shots in 2018-19 ... Led KU with 16 charges drawn and was second on the team with 54 blocked shots in 2017-18.