



Follow the Flames on Social Media

- @UICFLAMESMBB
@UICFLAMESMBB
UIC Men's Basketball
#ItsUIC | #FireUpFlames | #HLMBB



UIC Athletic Communications

839 W. Roosevelt Rd.

Chicago, IL 60608

Director of Communications

(MBB Contact): Dan Wallace

Cell: 630-450-2077

E-mail: danw@uic.edu | Web: UICFlames.com

Twitter: @UICFlamesMBB | @_DanWallace

2019-20 SCHEDULE

Table with columns: DATE, OPPONENT, TV, TIME. Lists games from Nov 3 to March 3-10.

HOME GAMES IN BOLD CAPS

I- Boca Raton Beach Classic

*- Horizon League game

All times CST and subject to change

QUICK FACTS

Table with quick facts: Location (Chicago, Ill.), Founded (1896), Enrollment (31,683), Nickname (Flames), Colors (Navy Blue and Fire Engine Red), Arena (UIC Pavilion), Press Row Phone (312.413.5712), Conference (Horizon League), President (Timothy Killeen), Chancellor (Michael D. Amiridis), Director of Intercollegiate Athletics (Michael Lipitz)

PRONUNCIATION GUIDE

Table with names and pronunciations: Jamie Ahale (uh-HALE), Jordan Blount (bl-OWW-nt), Godwin Boahen (BOW-en), Deon Ejim (E-jim), Marcus Ottey (AH-tee), Travell Washington (TRUH-vell)

2019-20 NUMERICAL ROSTER

Table with columns: No., Name, Ht., Wt., Pos., Yr., Hometown (High School/Last College). Lists 35 players.

ROSTER BREAKDOWN

By Athletic Eligibility:

Seniors (5): Blount, Boahen, Ferguson, Howard, Ottey

Juniors (3): Ahale, Diggins, Wiley

Sophomores (3): Bridges, Ward, Washington

Freshmen (2): Ejim, Taylor

By State:

California (1): Washington

Georgia (1): Bridges

Kansas (1): Ward

Illinois (1): Ferguson

Indiana (1): Howard

Michigan (1): Taylor

Nevada (1): Diggins

Texas (1): Wiley

By Country:

Canada (3): Boahen, Ejim, Ottey

Australia (1): Ahale

Ireland (1): Blount

COACHES AND SUPPORT STAFF

Head Coach: Steve McClain (Chadron State, '84), fifth season at UIC/14th overall

Assistant Coaches: Tony Harvey (Cameron, '88), third season; Dee Brown (Illinois, '06), third season; Rod Clark (Lindsey Wilson, '15)

Director of Operations: Phil Gaul (UIC, '12), sixth season

Director of Player Performance: Gabe Derman (Michigan, '15), first season

Graduate Assistant: Eric Bryson (UW-Whitewater, '14), second season

Graduate Assistant: Pete Fusilero (Kansas, '19), first season

Athletic Trainer: Jenny Wilmes (Winona State, '11), second season




TEAM INFORMATION

Table with team information: Head Coach (Steve McClain), Alma Mater (Chadron State College '84), Career Record (215-191), UIC Record (58-76), 2018-18 Final Record (16-16), 2018-19 Postseason (N/A), Lettermen Returning/Lost (10/2), Starters Returning/Lost (5/0), Seniors (5), Juniors (3), Sophomores (3), Freshmen (2)

Table with team information: First Year of Basketball (1947-48), First Year of Division I Basketball (1981-82), All-Time Record (864-984), All-Time D-I Record (555-600), All-Time Conference Record (248-299), All-Time Horizon League Record (164-307), NCAA Appearances (3), NIT Appearances (1), CIT Appearances (2), CBI Appearances (1)



Follow the Flames on Social Media

-  @UICFLAMESMBB
-  @UICFLAMESMBB
-  UIC Men's Basketball
-  #ItsUIC | #FireUpFlames | #HLMBB



UIC Athletic Communications

839 W. Roosevelt Rd.

Chicago, IL 60608

Director of Communications

(MBB Contact): Dan Wallace

Cell: 630-450-2077

E-mail: danw@uic.edu | **Web:** UICFlames.com

Twitter: @UICFlamesMBB | @_DanWallace

2018-19 Notes:

- UIC won 10 games during Horizon League play. Coupled with 12 conference wins in 2017-18, it marked the first time in 16 years that UIC won double-digit League games in back-to-back seasons. This was the ninth season of winning at least 10 conference games since first joining a conference in 1984-85 (AMCU-8).
- The Flames won 16 games during the season, marking the third consecutive season that UIC has hit that mark. The program had not produced at least 16 wins in three consecutive seasons since 2001-04. It is the first time that the Flames have a record at .500 or better in back-to-back years since 2007-09.
- UIC was an attractive draw for national and regional television audiences throughout the season. The Flames were prominently featured in the national spotlight six times with games on ESPN2, ESPNU, FS1 and Pac-12 Network. In the Horizon League's six-game package on ESPN2 and ESPNU, UIC was featured a program-record four times, which matched co-conference champion Wright State for the most appearances this season. One of those games, on Dec. 28 at Wright State, a shorthanded UIC squad won in overtime on ESPN2 as freshman Travell Washington buried a 3-pointer as time expired.
- In addition to the national spotlight, the Flames played in front of large regional cable audiences in major media markets multiple times through NBC Sports affiliates. Home games against Loyola and Illinois State drew large interest in Chicago, while the game against William & Mary was carried on both NBC Sports Chicago and NBC Sports Washington. A road game at Saint Joseph's aired on both NBC Sports Chicago and NBC Sports Philadelphia.
- UIC was the only Horizon League team to defeat co-champions Wright State and Northern Kentucky in the same weekend during the regular season. The Flames topped WSU in front of national television audience on Feb. 1 before beating League-leading Northern Kentucky with a late 3-pointer from Jamie Ahale on Feb. 3.
- The Flames are one of 11 teams in the NCAA to feature at least three 1,000-point scorers through the end of the regular season. Marcus Ottey was the first to hit the mark on Dec. 17 against Incarnate Word before Tarkus Ferguson joined the club on Jan. 19 at Green Bay. Godwin Boahen scored his 1,000th point in a triumph over Milwaukee on Feb. 24. The balanced trio averaged between 15.5 and 14.8 points per game through 32 contests.
- Tarkus Ferguson is one of two players in the NCAA to lead his team in all of the following statistical categories: points, rebounds, assists, blocks, steals and minutes. The junior lead the conference in steals in League games and ranked second in defensive rebounding as a 6'4" guard. He was named to the All-Horizon League Second Team on March 5.
- Ferguson set the program's single-season record for 3-point field goals with 100. He entered the Horizon League Championship on March 5 tied for the record with Josh Mayo (2007-08) and went on to make at least six for the third time this season at Green Bay. Boahen made 90 3-pointers on the season, which is tied for the third most in team history. Both rank as two of the top 40 players in the NCAA in 3-point field goals made.
- Ferguson recorded the program's first triple-double against a Division I opponent on Dec. 5 when he went for 14 points, 12 rebounds and 11 assists in a 19-point win against Illinois State. He came close on two other occasions against another Missouri Valley Conference foe Bradley (22 points, 10 rebounds, 8 assists) and Horizon League co-champion Northern Kentucky (19 points, 9 rebounds and 8 assists).
- As a team, UIC made 303 3-point field goals, which shattered the previous program record of 272 set in 2016-17.
- The Flames won 12 games at Credit Union 1 Arena, marking the first time with at least 12 home wins since 2012-13, when the squad also went 12-4.
- During the regular season, UIC led the Horizon League in field goal percentage defense in both all games and against conference opponents. The Flames were the only team to hold Horizon League opponents under 40 percent (.398) from the field.



Follow the Flames on Social Media

-  @UICFLAMESMBB
-  @UICFLAMESMBB
-  UIC Men's Basketball
-  #ItsUIC | #FireUpFlames | #HLMBB



UIC Athletic Communications

839 W. Roosevelt Rd.

Chicago, IL 60608

Director of Communications

(MBB Contact): Dan Wallace

Cell: 630-450-2077

E-mail: danw@uic.edu | Web: UICFlames.com

Twitter: @UICFlamesMBB | @_DanWallace

2018-19 UIC Flames Basketball
UIC Combined Team Statistics (as of Mar 05, 2019)
All games

RECORD:	OVERALL	HOME	AWAY	NEUTRAL
ALL GAMES	16-16	12-4	4-12	0-0
CONFERENCE	10-8	6-3	4-5	0-0
NON-CONFERENCE	6-8	6-1	0-7	0-0

#	Player	gp-gs	min	avg	Total		3-Point		F-Throw		Rebounds				pf	dq	a	to	blk	stl	pts	avg
					fg-fga	fg%	3fg-fga	3fg%	ft-fa	ft%	off	def	tot	avg								
04	Tarkus Ferguson	32-32	1168	36.5	163-398	.410	100-272	.368	69-92	.750	14	202	216	6.8	72	1	166	103	26	47	495	15.5
01	Marcus Ottey	32-32	1009	31.5	179-364	.492	24-79	.304	93-127	.732	19	93	112	3.5	85	0	77	80	6	36	475	14.8
25	Godwin Boahen	32-32	1097	34.3	160-367	.436	90-241	.373	65-77	.844	21	90	111	3.5	82	5	101	77	13	39	475	14.8
13	Jordan Blount	30-29	737	24.6	117-219	.534	3-23	.130	42-66	.636	48	120	168	5.6	112	9	55	72	10	38	279	9.3
02	Michael Diggins	32-5	701	21.9	79-154	.513	18-56	.321	39-57	.684	27	73	100	3.1	68	1	25	27	16	17	215	6.7
22	Rob Howard	30-17	562	18.7	77-156	.494	17-45	.378	16-31	.516	38	75	113	3.8	104	5	18	33	23	13	187	6.2
20	Jamie Ahale	32-0	491	15.3	37-99	.374	35-94	.372	1-4	.250	14	37	51	1.6	27	0	16	9	3	10	110	3.4
03	Jacob Wiley	30-0	346	11.5	30-58	.517	1-2	.500	24-43	.558	30	64	94	3.1	75	3	10	24	22	4	85	2.8
35	Travell Washington	28-13	309	11.0	19-54	.352	14-38	.368	8-18	.444	10	24	34	1.2	51	1	4	16	4	3	60	2.1
00	Dominique Matthews	4-0	20	5.0	1-8	.125	1-5	.200	0-0	.000	1	4	5	1.3	0	0	2	1	0	3	3	0.8
05	Ralph Bissainthe	10-0	34	3.4	3-6	.500	0-1	.000	1-10	.100	1	2	3	0.3	8	0	4	1	1	0	7	0.7
Team											48	51	99		1		13					
Total.....		32	6474		865-1883	.459	303-856	.354	358-525	.682	271	835	1106	34.6	685	25	478	456	124	210	2391	74.7
Opponents.....		32	6475		790-1887	.419	243-713	.341	562-781	.720	360	821	1181	36.9	548	-	426	414	94	207	2385	74.5

TEAM STATISTICS	UIC	OPP
SCORING	2391	2385
Points per game	74.7	74.5
Scoring margin	+0.2	-
FIELD GOALS-ATT	865-1883	790-1887
Field goal pct	.459	.419
3 POINT FG-ATT	303-856	243-713
3-point FG pct	.354	.341
3-pt FG made per game	9.5	7.6
FREE THROWS-ATT	358-525	562-781
Free throw pct	.682	.720
F-Throws made per game	11.2	17.6
REBOUNDS	1106	1181
Rebounds per game	34.6	36.9
Rebounding margin	-2.3	-
ASSISTS	478	426
Assists per game	14.9	13.3
TURNOVERS	456	414
Turnovers per game	14.3	12.9
Turnover margin	-1.3	-
Assist/turnover ratio	1.0	1.0
STEALS	210	207
Steals per game	6.6	6.5
BLOCKS	124	94
Blocks per game	3.9	2.9
ATTENDANCE	33590	48389
Home games-Avg/Game	16-2099	16-3024
Neutral site-Avg/Game	-	0-0

Score by Periods	1st	2nd	OT	Totals
UIC	1147	1202	42	2391
Opponents	1090	1260	35	2385

Date	Opponent	Score	Att.
! 11/06/18	at Notre Dame	L 67-84	6462
! 11/09/18	at Radford	L 78-88	1477
! 11/12/18	at Duquesne	Lot 88-89	1540
! 11/15/18	WILLIAM & MARY	Wot 100-95	2409
11/17/18	BRADLEY	w 71-70	1423
11/24/18	WIS.-PARKSIDE	w 94-74	1031
11/28/18	at Saint Joseph's	L 75-89	3019
12/01/18	LOYOLA CHICAGO	L 64-73	3539
12/05/18	ILLINOIS STATE	w 94-75	2197
12/08/18	at Colorado	L 72-84	7277
12/14/18	at DePaul	L 70-90	4136
12/17/18	INCARNATE WORD	w 63-57	1152
12/21/18	ST. FRANCIS (IL)	w 76-55	1096
* 12/28/18	at Wright State	Wot 75-72	3506
* 12/30/18	at Northern Kentucky	L 58-73	2939
* 01/04/19	IUPUI	L 64-66	2077
* 01/10/19	YOUNGSTOWN STATE	w 78-63	2026
* 01/12/19	CLEVELAND STATE	w 73-56	2068
* 01/17/19	at Milwaukee	L 69-81	1654
* 01/19/19	at Green Bay	L 85-90	2321
* 01/24/19	DETROIT MERCY	w 79-67	2782
* 01/26/19	OAKLAND	L 67-80	3060
* 02/01/19	WRIGHT STATE	w 67-53	2156
* 02/03/19	NORTHERN KENTUCKY	w 69-67	1060
* 02/09/19	at IUPUI	w 76-75	1141
* 02/14/19	at Cleveland State	w 81-77	798
* 02/16/19	at Youngstown State	L 73-81	4917
* 02/22/19	GREEN BAY	L 62-63	2191
* 02/24/19	MILWAUKEE	w 74-59	3323
* 02/28/19	at Oakland	L 72-86	3512
* 03/02/19	at Detroit Mercy	w 80-71	1963
# 03/05/19	at Green Bay	L 77-82	1727

! = Gotham Classic
 * = Horizon League
 # = Horizon League Championship



Follow the Flames on Social Media

-  @UICFLAMESMBB
-  @UICFLAMESMBB
-  UIC Men's Basketball
-  #ItsUIC | #FireUpFlames | #HLMBB



UIC Athletic Communications

839 W. Roosevelt Rd.
Chicago, IL 60608

Director of Communications
(MBB Contact): Dan Wallace
Cell: 630-450-2077

E-mail: danw@uic.edu | **Web:** UICFlames.com
Twitter: @UICFlamesMBB | @_DanWallace

2018-19 UIC Flames Basketball
UIC Combined Team Statistics (as of Mar 02, 2019)
Conference games

RECORD:	OVERALL	HOME	AWAY	NEUTRAL
ALL GAMES	10-8	6-3	4-5	0-0
CONFERENCE	10-8	6-3	4-5	0-0
NON-CONFERENCE	0-0	0-0	0-0	0-0

#	Player	gp-gs	min	avg	Total		3-Point		F-Throw		Rebounds				pf	dq	a	to	blk	stl	pts	avg
					fg-fga	fg%	3fg-fga	3fg%	ft-fa	ft%	off	def	tot	avg								
04	Tarkus Ferguson	18-18	670	37.2	90-229	.393	51-153	.333	38-48	.792	9	120	129	7.2	39	0	90	52	12	32	269	14.9
25	Godwin Boahen	18-18	618	34.3	85-207	.411	48-134	.358	44-51	.863	14	50	64	3.6	41	2	68	43	9	22	262	14.6
01	Marcus Ottey	18-18	573	31.8	93-201	.463	15-44	.341	61-81	.753	11	59	70	3.9	46	0	37	44	4	20	262	14.6
13	Jordan Blount	17-16	428	25.2	51-103	.495	1-9	.111	27-39	.692	30	69	99	5.8	67	7	31	45	10	20	130	7.6
02	Michael Diggins	18-4	394	21.9	49-96	.510	9-32	.281	18-32	.563	15	45	60	3.3	42	0	15	15	8	9	125	6.9
22	Rob Howard	17-16	303	17.8	45-92	.489	9-23	.391	7-19	.368	27	45	72	4.2	58	2	11	17	17	7	106	6.2
20	Jamie Ahale	18-0	301	16.7	23-55	.418	22-54	.407	1-4	.250	6	25	31	1.7	18	0	7	7	2	5	69	3.8
03	Jacob Wiley	17-0	203	11.9	17-34	.500	0-1	.000	14-24	.583	9	42	51	3.0	41	1	5	14	15	3	48	2.8
35	Travell Washington	15-0	133	8.9	10-28	.357	8-23	.348	3-10	.300	7	10	17	1.1	23	0	4	4	1	2	31	2.1
00	Dominique Matthews	1-0	1	1.0	0-0	.000	0-0	.000	0-0	.000	1	0	1	1.0	0	0	0	0	0	0	0	0.0
05	Ralph Bissainthe	3-0	1	0.3	0-0	.000	0-0	.000	0-2	.000	0	0	0	0.0	2	0	0	0	0	0	0	0.0
Team																						
Total.....		18	3625		463-1045	.443	163-473	.345	213-310	.687	154	491	645	35.8	378	12	268	249	78	120	1302	72.3
Opponents.....		18	3625		422-1059	.398	132-396	.333	304-438	.694	210	472	682	37.9	312	-	228	226	50	120	1280	71.1

TEAM STATISTICS	UIC	OPP	Date	Opponent	Score	Att.
SCORING	1302	1280	* 12/28/18	at Wright State	Wot 75-72	3506
Points per game	72.3	71.1	* 12/30/18	at Northern Kentucky	L 58-73	2939
Scoring margin	+1.2	-	* 01/04/19	IUPUI	L 64-66	2077
FIELD GOALS-ATT	463-1045	422-1059	* 01/10/19	YOUNGSTOWN STATE	W 78-63	2026
Field goal pct	.443	.398	* 01/12/19	CLEVELAND STATE	w 73-56	2068
3 POINT FG-ATT	163-473	132-396	* 01/17/19	at Milwaukee	L 69-81	1654
3-point FG pct	.345	.333	* 1/19/19	at Green Bay	L 85-90	2321
3-pt FG made per game	9.1	7.3	* 01/24/19	DETROIT MERCY	w 79-67	2782
FREE THROWS-ATT	213-310	304-438	* 01/26/19	OAKLAND	L 67-80	3060
Free throw pct	.687	.694	* 02/01/19	WRIGHT STATE	w 67-53	2156
F-Throws made per game	11.8	16.9	* 02/03/19	NORTHERN KENTUCKY	w 69-67	1060
REBOUNDS	645	682	* 02/09/19	at IUPUI	w 76-75	1141
Rebounds per game	35.8	37.9	* 2/14/19	at Cleveland State	w 81-77	798
Rebounding margin	-2.1	-	* 02/16/19	at Youngstown State	L 73-81	4917
ASSISTS	268	228	* 02/22/19	GREEN BAY	L 62-63	2191
Assists per game	14.9	12.7	* 02/24/19	MILWAUKEE	w 74-59	3323
TURNOVERS	249	226	* 02/28/19	at Oakland	L 72-86	3512
Turnovers per game	13.8	12.6	* 03/02/19	at Detroit Mercy	w 80-71	1963
Turnover margin	-1.3	-				
Assist/turnover ratio	1.1	1.0				
STEALS	120	120	! = Gotham Classic			
Steals per game	6.7	6.7	* = Horizon League			
BLOCKS	78	50				
Blocks per game	4.3	2.8				
ATTENDANCE	20743	22751				
Home games-Avg/Game	9-2305	9-2528				
Neutral site-Avg/Game	-	0-0				

Score by Periods	1st	2nd	OT	Totals
UIC	633	653	16	1302
Opponents	571	696	13	1280