





Follow the Flames on Social Media

-  @UICFLAMESMBB
-  @UICFLAMESMBB
-  UIC Men's Basketball
-  #ItsUIC | #FireUpFlames | #HLMBB



UIC Athletic Communications

839 W. Roosevelt Rd.  
Chicago, IL 60608  
Associate AD/MBB Contact: Dan Yopchick  
Office: 312-413-9340 Cell: 847-254-0404  
E-mail: yopchick@uic.edu  
Web: UICFlames.com  
Twitter: @UICFlamesMBB | @dyopchick

**GAME INFORMATION - UIC at DUQUESNE**

**2018 Gotham Classic**  
Date/Time: Monday, November 12 / 7:00 p.m. CT  
Site: Pittsburgh, Pa. / A.J. Palumbo Center  
Live Video: ESPN+  
Announcers: Josh Taylor (PxP) & Ellis Cannon (Analyst)  
Live Stats/Twitter: UICFlames.com / @UICFlamesMBB  
UIC vs. Duquesne All-Time: First Meeting  
First Meeting: November 12, 2018  
Last Meeting: ---

**2018-19 SCHEDULE/RESULTS (0-2, 0-0 HL)**

DATE	OPPONENT	WATCH	TIME/RESULT
Nov. 1	<b>ILLINOIS WESLEYAN (Exh.)</b>	---	<b>W, 81-60</b>
Nov. 6	at Notre Dame!	ACCN EXTRA	L, 84-67
Nov. 9	at Radford!	ESPN+	L, 88-78
Nov. 12	at Duquesne!	ESPN+	7:00 p.m.
Nov. 15	<b>WILLIAM &amp; MARY!</b>	<b>NBCSCH</b>	<b>7:00 p.m.</b>
Nov. 17	<b>BRADLEY</b>	<b>ESPN3</b>	<b>7:00 p.m.</b>
Nov. 24	<b>WISCONSIN-PARKSIDE</b>	<b>ESPN+</b>	<b>3:12 p.m.</b>
Nov. 28	at Saint Joseph's	NBCSCH	6:00 p.m.
Dec. 1	<b>LOYOLA CHICAGO</b>	<b>NBCSCH</b>	<b>3:12 p.m.</b>
Dec. 5	<b>ILLINOIS STATE</b>	<b>NBCSCH</b>	<b>6:00 p.m.</b>
Dec. 8	at Colorado	Pac12 Net	5:00 p.m.
Dec. 14	at DePaul	FS1	6:00 p.m.
Dec. 17	<b>INCARNATE WORD</b>	<b>ESPN+</b>	<b>7:00 p.m.</b>
Dec. 21	<b>SAINT FRANCIS (III.)</b>	<b>ESPN+</b>	<b>7:00 p.m.</b>
Dec. 28	at Wright State*	ESPN2	6:00 p.m.
Dec. 30	at Northern Kentucky*	ESPN+	5:00 p.m.
Jan. 4	<b>IUPUI*</b>	<b>ESPNU</b>	<b>6:00 p.m.</b>
Jan. 10	<b>YOUNGSTOWN STATE*</b>	<b>ESPN3</b>	<b>7:00 p.m.</b>
Jan. 12	<b>CLEVELAND STATE*</b>	<b>ESPN+</b>	<b>3:12 p.m.</b>
Jan. 17	at Milwaukee*	ESPN+	7:00 p.m.
Jan. 19	at Green Bay*	ESPN+	12:00 p.m.
Jan. 24	<b>DETROIT MERCY*</b>	<b>ESPN+</b>	<b>7:00 p.m.</b>
Jan. 26	<b>OAKLAND*</b>	<b>ESPN3</b>	<b>3:12 p.m.</b>
Feb. 1	<b>WRIGHT STATE*</b>	<b>ESPNU</b>	<b>8:00 p.m.</b>
Feb. 3	<b>NORTHERN KENTUCKY*</b>	<b>ESPN+</b>	<b>3:12 p.m.</b>
Feb. 9	at IUPUI*	ESPN3	12:00 p.m.
Feb. 14	at Cleveland State*	ESPN+	6:00 p.m.
Feb. 16	at Youngstown State*	ESPN+	5:00 p.m.
Feb. 22	<b>GREEN BAY*</b>	<b>ESPNU</b>	<b>8:00 p.m.</b>
Feb. 24	<b>MILWAUKEE*</b>	<b>ESPN+</b>	<b>3:12 p.m.</b>
Feb. 28	at Oakland*	ESPN+	6:00 p.m.
March 2	at Detroit Mercy*	ESPN+	3:00 p.m.
March 5/6	Horizon League Quarterfinal^	ESPN+	TBA
March 11	Horizon League Semifinal@	ESPNU	TBA
March 12	Horizon League Championship@	ESPN	6:00 p.m.

**HOME GAMES (played at UIC PAVILION) IN BOLD CAPS**

! - Gotham Classic | \* - Horizon League game  
^ - Horizon League Championship (Campus Sites)  
@ - Horizon League Championship (Detroit, Mich.)  
All times CT and subject to change

**PRONUNCIATION GUIDE:**

Ralph Bissainthe..... (bih-SAINT)  
Jordan Blount..... (bl-OWW-nt)  
Godwin Boahen..... (BOW-in)  
Abraham Makumator..... (muh-KOO-muh-tore)  
Marcus Ottey..... (AH-tee)  
Travell Washington..... (TRUH-vell)



**UIC FLAMES (0-2)**

Head Coach: Steve McClain (Chadron State, 1984)  
Record at UIC: 42-62 (4<sup>th</sup> season); Career Record: 199-177 (13<sup>th</sup> season)



**DUQUESNE DUKES (1-0)**

Head Coach: Keith Dambrot (Akron, 1982)  
Record at DU: 17-16 (2<sup>nd</sup> season); Career Record: 426-229 (20<sup>th</sup> season)

**OPENING TIP**

- UIC continues the 2018-19 season, and the Gotham Classic, on Monday, Nov. 12, when it travels to Pittsburgh to play at Duquesne.
- It will be the first-ever meeting on the hardwood between the Flames and the Dukes.
- It is the first of two trips to the state of Pennsylvania to play an Atlantic 10 foe this month. UIC will also travel to Philadelphia to play at Saint Joseph's on November 28.
- UIC is opening a season with three straight true road games for the first time in the program's Division I history (1981-82).
- UIC head coach **Steve McClain** is seeking the 200<sup>th</sup> win of his head coaching career.

**A WIN VS. DUQUESNE WOULD GIVE UIC...**

- Its first victory of the 2018-19 campaign.
- Ten wins in its last 13 true road games dating back to January 4, 2018 at IUPUI.
- A 5-7 record against opponents from the Atlantic 10. The Flames won three of their last four games against schools from the conference.

**ROAD WARRIORS**

- This is the first season that UIC opens with three consecutive true road games in the Division I era (1981-82).
- The last time the Flames played at least three times before tipping off in Chicago came in 2005 when they played Montana State, San Diego State and Denver at the BP Top of the World Classic in Alaska.

**FLAMES PICKED THIRD IN PRESEASON POLL**

- UIC received four first-place votes and was selected third in the Horizon League preseason poll as voted by the conference's coaches, media members and sports information directors.
- The Flames finished third in 2017-18 with 12 wins in Horizon League play, the most since the 2003-04 campaign.
- It was only the sixth time that UIC finished in the top three since joining the League in 1994.

**TWO FLAMES EARN PRESEASON HONORS**

- Junior guards **Marcus Ottey** (1<sup>st</sup>) and **Tarkus Ferguson** (2<sup>nd</sup>) were named to the Preseason All-Horizon League teams.
- Both finished their second season by earning a spot on the *CollegeInsider.com* All-Tournament Team.
- Ottey led UIC in scoring during League play last year with 14.6 ppg while shooting 53.6 percent from the field.
- Last season he was the only player in the conference to rank in the top 10 in 3pt FG% (2<sup>nd</sup>), FT% (6<sup>th</sup>) and FG% (8<sup>th</sup>).
- Ferguson led the conference in assists during League games for the second time in as many seasons with 5.9 per game.
- He tied for the team lead with four double-doubles and averaged 10.6 points per game.
- The Flames were seven games above .500 with Ferguson available and three games below without him in the lineup.

**UIC'S STARTING LINEUP AT RADFORD (Nov. 9)**

Pos. No.	Player (Hometown)	Yr.	Ht.	Wt.	PPG	RPG	Of Note...
G 1	Marcus Ottey (Ajax, Ontario)	Jr.	6-2	185	17.5	4.0	Preseason All-Horizon League 1 <sup>st</sup> Team
G 4	Tarkus Ferguson (Belleville, Ill.)	Jr.	6-4	190	17.0	4.0	Preseason All-Horizon League 2 <sup>nd</sup> Team
G 25	Godwin Boahen (Toronto, Ontario)	Jr.	5-11	180	10.5	2.5	2018 HL Sixth Man of the Year
F 13	Jordan Blount (Cork, Ireland)	Jr.	6-8	235	9.0	2.5	6 pts and 5 reb at Radford
F 35	Travell Washington (San Bernardino, Calif.)	Fr.	6-9	235	2.5	2.0	Made collegiate debut at Notre Dame

**OFF THE BENCH**

G 0	Dominique Matthews (Chicago, Ill.)	Jr.	6-2	200	3.0	4.0	Made 52 3-pointers last season
F 2	Michael Diggins (Las Vegas, Nev.)	So.	6-8	190	6.5	2.0	Tied career high with 11 pts at Radford
F 3	Jacob Wiley (Houston, Texas)	So.	6-7	205	2.0	6.0	Tied career-high w/6 reb at Notre Dame
G/F 5	Ralph Bissainthe (North Miami, Fla.)	R-Fr.	6-6	205	0.0	0.5	Made collegiate debut at Notre Dame
G/F 20	Jamie Ahale (Montrose, Australia)	So.	6-5	200	4.0	2.0	17 <sup>th</sup> in 3-pt made in NJCAA last year (100)
F 22	Rob Howard (Gary, Ind.)	Jr.	6-8	230	3.0	4.0	Pulled down 5 reb at Radford
C 23	Abraham Makumator (Accra, Ghana)	Fr.	7-0	235	---	---	Attended H.S. in Naples, Fla.

**UIC ACTIVE CAREER LEADERS**

Points.....	847 (Marcus Ottey)
3-point Field Goals .....	123 (Dominique Matthews)
Free Throws.....	182 (Marcus Ottey)
Rebounds.....	347 (Tarkus Ferguson)
Offensive Rebounds.....	59 (Jordan Blount)
Defensive Rebounds.....	309 (Tarkus Ferguson)
Assists.....	317 (Tarkus Ferguson)
Steals.....	82 (Tarkus Ferguson)
Blocks .....	46 (Tarkus Ferguson)

**CAREER GAMES/STARTS (AT UIC)**

No.	Player	GP	GS
0	Dominique Matthews	81	34
1	Marcus Ottey	68	37
25	Godwin Boahen	67	34
4	Tarkus Ferguson	65	65
13	Jordan Blount	38	38
2	Michael Diggins	38	0
3	Jacob Wiley	26	0
35	Travell Washington	2	2
20	Jamie Ahale	2	0
5	Ralph Bissainthe	2	0
22	Rob Howard	2	0

**DOUBLE-DIGIT SCORING GAMES**

No.	Player	2018-19	Career
1	Marcus Ottey	2	46
4	Tarkus Ferguson	2	39
25	Godwin Boahen	2	29
13	Jordan Blount	1	10
2	Michael Diggins	1	1
0	Dominique Matthews	---	37

**20 POINTS OR MORE**

No.	Player	2018-19	Career
4	Tarkus Ferguson	1	7
0	Dominique Matthews	---	8
1	Marcus Ottey	---	6

**30 POINTS OR MORE**

No.	Player	2018-19	Career
---	---	---	---

**40 POINTS OR MORE**

No.	Player	2018-19	Career
---	---	---	---

**DOUBLE-DIGIT REBOUNDING GAMES**

No.	Player	2018-19	Career
4	Tarkus Ferguson	---	10
13	Jordan Blount	---	7
25	Godwin Boahen	---	1

**TRIPLE-DOUBLES**

No.	Player	2018-19	Career
25	Godwin Boahen	---	1*

\*First triple-double in UIC program history

**DOUBLE-DOUBLES**

No.	Player	2018-19	Career
4	Tarkus Ferguson	---	11
13	Jordan Blount	---	4

**RISE AND FIRE**

- The Flames have put up 60 3-point attempts this season, an average of 30 per game. Last year UIC launched 19.4 shots per game from beyond the arc.
- 50 percent of the squad's field-goal attempts have come from downtown. That is tied for 28<sup>th</sup> in the country according to *KenPom.com*.
- Two Horizon League teams (Youngstown State - 7<sup>th</sup>; Northern Kentucky- 14<sup>th</sup>) rank ahead of the Flames in that category.
- At Radford the Flames made 13 of their 31 attempts, converting at a clip of 41.9 percent.
- UIC's 13 3-pointers at Radford were the most since hitting 14 in a win at Youngstown State (1/14/18).
- **Tarkus Ferguson** (5) and **Michael Diggins** (3) both matched career highs from 3-point range against the Highlanders.
- Ferguson made four triples in the final 1:10, and three in the last 31 seconds, Friday night.

**NOTABLE NUMBERS**

- UIC recorded 20 wins last season, the most since the 2003-04 campaign.
- After winning only five games during the 2015-16 season, the Flames have won at least 17 games in back-to-back seasons.
- The 37 wins over two seasons are the most in a similar span since the 2002-2004 teams won 45 times. UIC went to the NIT in 2003 and the NCAA Tournament in 2004.
- The team's 12 Horizon League wins were the most since the 2003-04 season. That year the Flames earned their most recent NCAA Tournament bid.
- The Flames finished third in the Horizon League last season for the sixth time since joining the conference in 1994. It was the first occurrence since 2004.

**CLOSING TIME**

- UIC was 16-1 last season with a haltime lead. The Flames have trailed at the break in both games this season.
- The squad had four second-half comebacks a year ago, erasing haltime deficits at IUPUI on Jan. 4 (7 pts) and Jan. 27 (5 pts), Green Bay (4 pts) on Feb. 16 and Austin Peay (5 pts) on March 21.
- The lone loss came on Feb. 25 against Horizon League champion Wright State (+8 pts).

**BLOCK PARTY**

- Last season UIC ranked second in the NCAA with 6.7 blocks per game (Michigan State).
- The Flames set a program record with 242 rejections, breaking the previous high by 58 blocks (2016-17).
- The Flames did not block a shot Tuesday at Notre Dame, a feat that happened only once in 36 games a year ago (at Liberty- 3/28/18).

**MILESTONE APPROACHING**

- UIC head coach **Steve McClain** enters Monday with 199 wins as a Division I leader.
- He owns 42 victories as the head coach of the Flames, a position he began in 2015.
- He also served as the head coach at Wyoming from 1998-2007.

**ROAD WARRIORS, PART II**

- UIC won nine consecutive true road games last season before losing in the championship of the *CollegeInsider.com* Tournament on March 30 at Northern Colorado.
- The Flames won their final seven Horizon League tilts and CIT road games at Austin Peay and Liberty in March.
- The team's conference road record of 7-2 was the best since joining the conference in 1994.

**UIC 2018-19 NUMERICAL ROSTER**

No.	Name	Ht.	Wt.	Pos.	Year	Hometown (High School/Last College)
0	Dominique Matthews	6-2	200	G	Jr.	Chicago, Ill. (St. Rita)
1	Marcus Ottey	6-2	185	G	Jr.	Ajax, Ontario, Canada (SPIRE Academy [Ohio])
2	Michael Diggins	6-8	190	F	So.	Las Vegas, Nev. (Durango)
3	Jacob Wiley	6-7	205	F	So.	Houston, Texas (Sam Houston)
4	Tarkus Ferguson	6-4	190	G	Jr.	Belleville, Ill. (Althoff Catholic)
5	Ralph Bissainthe	6-6	205	G/F	R-Fr.	North Miami, Fla. (McArthur)
10	Deon Ejim	6-7	240	F	Fr.	Toronto, Ontario, Canada (TRC Academy)
13	Jordan Blount	6-8	235	F	Jr.	Cork, Ireland (SPIRE Academy [Ohio])
20	Jame Ahale	6-5	200	G/F	So.	Montrose, Australia (Box Hill/Mineral Area)
22	Rob Howard	6-8	230	F	Jr.	Gary, Ind. (Michigan City/Shawnee)
23	Abraham Makumator	7-0	235	C	Fr.	Accra, Ghana (First Baptist Academy [Fla.])
25	Godwin Boahen	5-11	180	G	Jr.	Toronto, Ontario, Canada (The Hill Academy)
33	Muhammed Edunjobi	6-4	210	G	Fr.	Crete, Ill. (Crete-Monee)
35	Travell Washington	6-9	235	F	Fr.	San Bernardino, Calif. (Lawrence Academy [Mass.])

**UIC COACHES AND SUPPORT STAFF**

**Head Coach:** Steve McClain (Chadron State, '84), fourth season at UIC/13<sup>th</sup> overall  
**Assistant Coaches:** Seth Cooper (Edgewood, '06), third season; Dee Brown (Illinois, '06), second season; Tony Harvey (Cameron, '88), second season  
**Director of Operations:** Phil Gaul (UIC, '12), fifth season  
**Director of Player Performance:** Chris McMillian (Wyoming, '03), fourth season  
**Graduate Manager:** Eric Bryson (Wisconsin-Whitewater, '14), first season  
**Athletic Trainer:** Jenny Wilmes (Winona State, '11), first season

**MEET THE GLOBETROTTERS**

- UIC is one of 11 teams in the NCAA to begin the season with players from at least four different continents.
- The current Flames come from North America (11), Europe (1), Africa (1) and Australia (1)
- Eight North Americans are from the United States and three are of Canadian descent.
- Junior **Jordan Blount** is from Cork, Ireland
- Sophomore **Jamie Ahale** is from Montrose, Australia, just outside Melbourne.
- Freshman **Abraham Makumator** hails from Accra, Ghana.

**BRONZE BOY**

- UIC junior **Jordan Blount** spent time over the summer as a member of the Irish Senior Men's National Team.
- Blount helped Ireland claim a bronze medal at the FIBA European Championship for Small Countries in San Marino in June and July.
- The youngest team member, Blount averaged 8.8 points, 5.0 rebounds and 1.8 assists.

**MAGNIFICENT MARGINS**

- In UIC's 20 wins last season, the Flames topped opponents by an average of 15.4 points per game.
- The 23-point victory over Saint Francis (PA) on March 14 was the largest in UIC's postseason history (12 games).
- The 18-point margin of victory at Milwaukee on Jan. 29 was the largest in a true road game under game under head coach **Steve McClain**.
- UIC's 40-point victory (95-55) over Delaware State on Nov. 16, 2017 marked the largest margin of victory in the McClain era.

**SIXTH-MAN STANDOUT**

- Guard **Godwin Boahen** earned Horizon League Sixth Man of the Year honors in 2018, becoming the first player in program history to do so.
- Boahen led the conference in 3-point shooting percentage in all games (50.8 percent) and conference games (42.6 percent).
- He owns an active streak of at least one 3-pointer made in 20 consecutive games.
- Boahen did start 11 of UIC's 36 games last year, including all four during the CIT run. He has 34 starts in 67 career games.

**DOUBLING DOWN**

- **Tarkus Ferguson** notched his fourth double-double of last season, and third of his postseason career, with 13 points and 10 rebounds in the CIT finale at Northern Colorado (March 30).
- Ferguson is UIC's active leader with 11 career double-doubles.
- He tied classmate **Jordan Blount** with four double-doubles last season.
- Guard **Godwin Boahen** owns the only triple-double in program history (12/22/16).

UIC's 2018-19 HONORS & AWARDS	
Player	Honor/Award
Marcus Ottey	Preseason All-HL First Team
Tarkus Ferguson	Preseason All-HL Second Team

**UIC's 2018-19 RECORD WHEN...**

At UIC Pavilion.....	N/A
On the Road.....	0-2
Neutral Site.....	N/A
Leading at Halftime.....	N/A
Trailing at Halftime.....	0-2
Tied at Halftime.....	N/A
Scoring fewer than 50 points.....	N/A
Scoring 50-59 points.....	N/A
Scoring 60-69 points.....	0-1
Scoring 70-79 points.....	0-1
Scoring 80-89 points.....	N/A
Scoring 90 points or more.....	N/A
Opponent scores < 50 points.....	N/A
Opponent scores 50-59 points.....	N/A
Opponent scores 60-69 points.....	N/A
Opponent scores 70-79 points.....	N/A
Opponent scores 80-89 points.....	0-2
Opponent scores 90 or more.....	N/A
Shooting under 30 percent.....	N/A
Shooting 30-39 percent.....	0-1
Shooting 40-49 percent.....	N/A
Shooting 50+ percent.....	0-1
Shooting 60+ percent.....	N/A
Opponent shoots under 30 percent.....	N/A
Opponent shoots 30-39 percent.....	0-1
Opponent shoots 40-49 percent.....	0-1
Opponent shoots 50+ percent.....	N/A
Outrebounding opponent.....	N/A
Outrebounded by opponent.....	0-2
Tied in rebounding.....	N/A
Making 7 or more 3-pointers.....	0-1
Shoots better than 35 percent on 3's.....	0-1
Games decided by 1-5 points.....	N/A
Games decided by 6-10 points.....	0-1
Games decided by 11-19 points.....	0-1
Games decided by 20+ points.....	N/A
Games following a loss.....	0-1
Games following a victory.....	N/A
Overtime games.....	N/A
Day games.....	N/A
Night games.....	0-2
In November.....	0-2
In December.....	N/A
In January.....	N/A
In February.....	N/A
In March.....	N/A

Game	G	G	G	F	F	Record
Illinois Wesleyan [Exh.]	Ottey	Ferguson	Boahen	Blount	Washington	---
at Notre Dame	Ottey	Ferguson	Boahen	Blount	Washington	0-1
at Radford	Ottey	Ferguson	Boahen	Blount	Washington	0-2
at Duquesne						
William & Mary						
Bradley						
UW-Parkside						
at Saint Joseph's						
Loyola Chicago						
Illinois State						
at Colorado						
at DePaul						
Incarnate Word						
Saint Francis (Ill.)						
at Wright State*						
at Northern Kentucky*						
IUPUI*						
Youngstown State*						
Cleveland State*						
at Milwaukee*						
at Green Bay*						
Detroit Mercy*						
Oakland*						
Wright State*						
Northern Kentucky*						
at IUPUI*						
at Cleveland State*						
at Youngstown State*						
Green Bay*						
Milwaukee*						
at Oakland*						
at Detroit Mercy*						



**UIC 2018-19 SUPERLATIVES...**

- LEADING SCORER:**  
Ferguson (1), Ottey (1)
- LEADING REBOUNDER:**  
Blount (1), Ferguson (1), Howard (1), Wiley (1)
- LEADING ASSISTS:**  
Ferguson (1), Ottey (1)
- LEADING MINUTES:**  
Ferguson (2)
- FIRST SUBSTITUTION:**  
Howard (2), Diggins (1)

## TALE OF THE TAPE



Points Per Game	72.5	84.0
Opp. PPG	86.0	70.0
Scoring Margin	-13.5	+14.0
Rebounds Per Game	31.5	31.0
Opp. RPG	44.5	35.0
Rebound Margin	-13.0	-4.0
Field Goal %	.433	.525
Opp. FG %	.415	.456
3-Pt. FG %	.317	.462
Opp. 3-Pt. FG %	.372	.400
Free Throw %	.710	.615
Opp. FT %	.857	.556
Assists Per Game	9.5	19.0
Opp. Ast. Per Game	13.0	14.0
Steals Per Game	5.5	11.0
Opp. Stl. Per Game	5.0	3.0
Blocks Per Game	1.0	2.0
Opp. Blk. Per Game	6.0	3.0
Turnovers Per Game	13.0	9.0
Opp. TO Per Game	12.0	16.0
Turnover Margin	-1.0	+7.0

### SIMPLY UIC

When referencing University of Illinois at Chicago athletics, please use only the acronym **UIC** and the nickname **Flames**. Please refrain from using Illinois-Chicago, Ill.-Chicago, Illinois, Chicago, or any other variation. Thank you for your cooperation.



### SCOUTING THE DUKES

- The Dukes roster features 12 newcomers, including five eligible Division I transfers. The 12 newcomers are the second-most of any NCAA Division I program behind another Horizon League program, Detroit Mercy.
- Duquesne opened the 2018-19 season on Saturday by knocking off William & Mary, 84-70.
- The Dukes knocked down 12 3-pointers and got 33 points off the bench to topple the Tribe, including 17 points in 20 minutes from **Austin Rotroff**.
- Sophomore swingman **Eric Williams Jr.** was named to the All-Atlantic 10 Preseason Second Team. He made 31 starts and averaged 14.3 points and a team-high 8.8 rebounds per game last year.
- Williams Jr. matched Rotroff with 17 points Saturday.

### NEW-MEROLOGY

- After wearing No. 15 for the first two years **Godwin Boahen** will don No. 25 this year.
- That number was last worn by walk-on guard **Josh Joiner** in 2016-17, Boahen's freshman season.

### FRESH FACES

- The Flames welcome six newcomers to the roster this season, including two transfers from the junior college ranks.
- Forward **Rob Howard** arrives at UIC with two years of eligibility after playing two seasons at Shawnee Community College in downstate Illinois.
- Sharpshooter **Jamie Ahale** joins the Flames after playing one year at Mineral Area Community College.
- Ahale ranked 17<sup>th</sup> in the NJCAA with 100 3-pointers made in 31 games last season.
- The freshmen class includes plenty of height. **Travell Washington** stands at 6'9", while **Abraham Makumator** is 7'0".
- Another freshman, **Deon Ejim**, will miss the 2018-19 season after sustaining a torn ACL and undergoing successful surgery in July.
- Ejim's fellow Canadian **Brandon John** is also part of the class, but he will not compete and has retired due to a chronic knee condition.
- Muhammed Edunjobi** is a preferred walk-on from nearby Crete-Monee High School.

### PRO FLAMES

- Three members of last year's UIC team are currently playing professionally overseas.
- After playing in Spain last spring, and with the Phoenix Suns in the NBA Summer League, **Tai Odiase** is currently with Lavrio B.C. in Greece.
- Former standout **Dikembe Dixson** is with Hoops Club in Lebanon after running with the Miami Heat in NBA Summer League.
- Another UIC alum, **Clint Robinson**, joined a team in Portugal called Esgeuira.

### UP NEXT

- The Flames will finally return home on Nov. 15 after three games on the road to open the home portion of the 2018-19 schedule and conclude the Gotham Classic by hosting William & Mary.
- William & Mary (1-1) opened the Gotham Classic on Saturday at Duquesne. The Tribe fell to the Dukes, 84-70.
- Nathan Knight** did the heavy lifting offensively on Saturday as lit up the Dukes for 26 points on 10-of-16 shooting. He also grabbed a game-high 11 rebounds in the loss.
- UIC will also host Bradley (Nov. 17) and UW-Parkside (Nov. 24) during a three-game homestand. Overall the Flames will play six of their next eight games in Sweet Home Chicago with seven scheduled at the UIC Pavilion and one against DePaul at Wintrust Arena (Dec. 8).

## MEDIA INFORMATION

### FOLLOW THE FLAMES

The official website of UIC Athletics is UICFlames.com. Updated daily, the site includes UIC's basketball releases and features many other basketball related information. The official Twitter account of the UIC men's basketball team is @UICFlamesMBB, while the official UIC Athletics account is @uicflames. Head coach Steve McClain's Twitter handle is @coachsmcclain. Live in-game Twitter updates will be provided at @UICFlamesMBB. The official Facebook page of the UIC men's basketball team can be found at facebook.com/uicflamesbasketball. The official Instagram account of the men's basketball program is uicflamesmbb.

### COACH/PLAYER AVAILABILITY

Interviews with UIC players and coaches are available to the media upon request throughout the season. To arrange an interview, please contact the athletic communications office. Please place your request at least 24 hours in advance. Team members have been instructed not to conduct interviews when contacted without prior approval from the athletic communications office.

### GAME CREDENTIALS

For any media wishing to obtain a credential for any home game, please apply by sending an e-mail to [yopchick@uic.edu](mailto:yopchick@uic.edu) at least 24 hours in advance of the game. The credential may be picked up inside Gate 2 at the UIC Pavilion on game day.

### POSTGAME PROCEDURE

Following a cooling off period after the conclusion of the game, Coach McClain and selected UIC players will be available for a postgame news conference in the Dragon's Den. Requests for player interviews should be made to Dan Yopchick prior to the end of the game. Requests for visiting coach/players should be made to the visiting SID.

### UIC ATHLETIC COMMUNICATIONS

Contact:  
Dan Yopchick, Associate Athletic Director.  
Phone:  
Office - (312) 413-9340  
Cell: (847) 254-0404  
E-mail: [yopchick@uic.edu](mailto:yopchick@uic.edu)

UIC Athletic Communications  
Mailing Address:  
839 W. Roosevelt Rd.  
Chicago, IL 60608

**THE LAST TIME...**

**TEAM**

UIC defeated a ranked opponent .....12/18/10 vs. No. 12/14 Illinois, 57-54 (United Center)  
 UIC lost to a ranked opponent .....11/26/17 at No. 8/8 Kentucky, 107-73  
 UIC played an overtime game .....11/13/17 vs. Saint Joseph's (L, 86-82 [OT])  
 UIC won an overtime game .....2/4/17 at Milwaukee (W, 105-100 [OT])  
 UIC won on a buzzer beater .....2/10/11 vs. Green Bay at UIC Pavilion (63-61 [OT])  
 Won by 30 or more points.....12/23/17 vs. Trinity Christian (+39) (W, 84-45)  
 Won by 40 or more points.....11/16/17 vs. Delaware State (+40) (W, 95-55)  
 UIC had five players score in double figures .....3/14/18 vs. Saint Francis (PA) (6) (W, 84-61)  
 UIC had two players score 20+ points .....2/19/18 vs. Detroit Mercy (2) (W, 94-87)  
 UIC scored 90 or more points.....2/19/18 vs. Detroit Mercy (W, 94-87)  
 UIC scored 100 or more points.....2/8/18 vs. Youngstown State (W, 100-75)  
 UIC scored less than 50 points .....2/26/17 at Wright State (L, 87-49)  
 UIC held an opponent under 50 points.....12/23/17 vs. Trinity Christian (45) [W, 84-45]  
 UIC held an opponent under 40 points .....12/30/14 vs. Judson (38) [W, 79-38]  
 UIC held an opponent under 15 points in a half.....12/30/14 vs. Judson (14, 1<sup>st</sup> Half) [W, 79-38]  
 UIC had 50 or more rebounds.....2/16/18 at Green Bay (60) [W, 83-75]  
 UIC had fewer than 25 rebounds .....2/2/13 vs. Cleveland State (24) [L, 77-66]  
 Opponent had 25 or less rebounds.....1/4/15 vs. Cleveland State (21) [L, 74-69]  
 UIC had 20 or more assists .....3/14/18 vs. Saint Francis (PA) (22) [W, 84-61]  
 UIC had 10 or more blocks .....3/14/18 vs. Saint Francis (PA) (10) [W, 84-61]  
 UIC had 15 or more steals .....12/30/14 vs. Judson (17) [W, 79-38]  
 UIC had 30 or more field goals made.....3/14/18 vs. Saint Francis (PA) (33) [W, 84-61]  
 UIC had 15 or less field goals made .....11/18/17 vs. Fort Wayne (15) [L, 67-51]  
**UIC shot 50 percent or better from the field .....11/9/18 at Radford (.500; 28-56) [L, 88-78]**  
 UIC shot 60 percent or better from the field .....2/4/17 at Milwaukee (.610; 36-59) [W, 105-100 (OT)]  
**UIC had 10 or more 3-point field goals.....11/9/18 at Radford (13) [L, 88-78]**  
 UIC shot 50 percent or better on 3-point field goals .....2/19/18 vs. Detroit Mercy (.522; 12-23) [W, 94-87]  
 UIC shot 60 percent or better on 3-point field goals .....12/10/16 at Grand Canyon (.600; 6-of-10) [L, 73-69]  
 UIC did not convert a 3-point field goal .....1/15/11 at Green Bay (0-12) [L, 74-50]  
 UIC had more than 25 free throws made.....1/4/18 at IUPUI (26) [W, 70-65]  
 UIC had more than 30 free throws made.....11/16/16 vs. UTSA (34) [W, 86-78]  
 UIC shot 90 percent or better on free throws (min. 15 attempts) .....2/11/17 vs. CSU (.938; 15-16) [L, 66-63]  
 UIC shot 100 percent from the free throw line (min. 10 attempts)1/9/13 vs. Valparaiso (1.000; 18-18) [L, 75-70]  
 UIC shot less than 50 percent on free throws.....2/16/16 at Youngstown State (.375; 9-24) [L, 92-91 (2OT)]  
 UIC had more than 30 fouls.....1/8/15 at Detroit (31) [L, 87-69]  
 UIC had 20 or more turnovers.....2/2/18 at Oakland (20) [W, 79-73]  
 UIC had 5 or fewer turnovers .....12/30/14 vs. Judson (2) [W, 79-38]

**INDIVIDUAL**

UIC player scored 30 or more points.....Dikembe Dixson at Northern Illinois (31) [11/26/16]  
 UIC player scored 40 or more points..... Dikembe Dixson at Youngstown State (40) [2/16/16]  
 UIC player had 15 or more rebounds .....Jordan Blount at Green Bay (15) [2/16/18]  
 UIC player converted 15 or more free throws .....Kelsey Barlow vs. Wagner (17-19) [11/27/13]  
 UIC player had 7 or more assists ..... Tarkus Ferguson vs. Milwaukee (7) [3/4/18]  
 UIC player had 10 or more assists .....Tarkus Ferguson vs. Youngstown State (10) [2/8/18]  
 UIC player had five-plus blocks.....Tai Odiase vs. Saint Francis (PA) (6) [3/14/18]  
 UIC player had five-plus steals.....Jordan Blount vs. IUPUI (5) [1/27/18]  
 UIC player had a triple-double.....Godwin Boahen vs. Roosevelt (13 pts/12 reb/11 ast) [12/22/16]  
 UIC player had a double-double.....Tarkus Ferguson at Northern Colorado (13 pts/10 reb) [3/30/18]  
 UIC had 2 players with double-doubles .....Ferguson and Odiase vs. Oakland (15/10 pts.; 10/13 reb.)  
 ..... [1/8/17]  
 UIC had 3 players with double-doubles Dixon/Odiase/Young vs. Youngstown State (32/13/12 pts, 15/13/16 reb.)  
 ..... [1/28/16]  
 UIC player converted at least six three-pointers .....Dominique Matthews vs. Trinity Christian (6) [12/23/17]  
 All players scored at least one point.....3/30/18 at Northern Colorado (9 players) [L, 76-71]

**BOLD - occurred during 2018-19 season**

**THE STEVE McCLAIN FILE**

**Division I Coaching Experience**

Season	Record	Postseason	Conf. Record	Finish
<b>2015-present: UIC Head Coach</b>				
2018-19	0-2	---	---	---
2017-18	20-16	CIT	12-6 (Horizon)	3 <sup>rd</sup>
2016-17	17-19	CBI	7-11 (Horizon)	6 <sup>th</sup>
2015-16	5-25	None	3-15 (Horizon)	10 <sup>th</sup>
---				
<b>2010-15: Indiana Associate Head Coach/Assistant Coach</b>				
2014-15	20-14	NCAA 1 <sup>st</sup> Round	9-9 (Big Ten)	t-7 <sup>th</sup>
2013-14	17-15	None	7-11 (Big Ten)	t-8 <sup>th</sup>
2012-13	29-7	NCAA Sweet 16	14-4 (Big Ten)	1 <sup>st</sup>
2011-12	27-9	NCAA Sweet 16	11-7 (Big Ten)	5 <sup>th</sup>
2010-11	12-20	None	3-15 (Big Ten)	11 <sup>th</sup>
---				
<b>2007-10: Colorado Associate Head Coach/Assistant Coach</b>				
2009-10	15-16	None	6-10 (Big XII)	8 <sup>th</sup>
2008-09	9-22	None	1-15 (Big XII)	12 <sup>th</sup>
2007-08	12-20	None	3-13 (Big XII)	12 <sup>th</sup>
---				
<b>1998-07: Wyoming Head Coach</b>				
2006-07	17-15	None	7-9 (MWC)	5 <sup>th</sup>
2005-06	14-18	None	5-11 (MWC)	7 <sup>th</sup>
2004-05	15-13	None	7-7 (MWC)	t-4 <sup>th</sup>
2003-04	11-17	None	4-10 (MWC)	t-7 <sup>th</sup>
2002-03	21-11	NIT 2 <sup>nd</sup> Round	8-6 (MWC)	t-3 <sup>rd</sup>
2001-02	22-9	NCAA 2 <sup>nd</sup> Round	11-3 (MWC)	1 <sup>st</sup>
2000-01	20-10	NIT 1 <sup>st</sup> Round	10-4 (MWC)	t-1 <sup>st</sup>
1999-00	19-12	None	8-6 (MWC)	t-4 <sup>th</sup>
1998-99	18-10	NIT 2 <sup>nd</sup> Round	7-7 (WAC)	t-4 <sup>st</sup>
---				
<b>1994-98: TCU Assistant Coach</b>				
1997-98	27-6	NCAA 1 <sup>st</sup> Round	14-0 (WAC)	1 <sup>st</sup>
1996-97	22-13	NIT 2 <sup>nd</sup> Round	7-9 (WAC)	2 <sup>nd</sup>
1995-96	16-14	None	6-8 (SWC)	t-4 <sup>th</sup>
1994-95	16-11	None	8-6 (SWC)	t-3 <sup>rd</sup>

**UIC Team Highs in McClain Era**

**Points:** 105, vs. Milwaukee (2/4/17)  
**Rebounds:** 63, at Youngstown State (2/16/16)  
**Assists:** 24, 3x, last vs. Youngstown State (2/8/18)  
**Steals:** 13, vs. UTSA (11/16/16)  
**Blocks:** 12, 3x, last vs. Wisconsin-Parkside (12/6/17)  
**Field Goals Made:** 38, at Youngstown State (2/16/16)  
**Field Goal Percentage:** .610, at Milwaukee (2/4/17)  
**3-Point Field Goals Made:** 15, at Milwaukee (2/4/17)  
**3-Point Field Goal Percentage:** .600, 2x, last at Grand Canyon (12/10/16)  
**Free Throws Made:** 34, vs. UTSA (11/16/16)  
**Free Throw Percentage:** .938 [15-of-16], vs. Cleveland St. (2/11/17)  
**Margin of Victory:** 40, vs. Delaware State (11/16/17)

**UIC Player Highs in McClain Era**

**Points:** 40, Dikembe Dixson at Youngstown State (2/16/16)  
**Rebounds:** 17, Dikembe Dixson at Youngstown State (2/16/16)  
**Assists:** 12, 2x, last Tarkus Ferguson vs. Green Bay (1/10/18)  
**Steals:** 5, 2x, last Jordan Blount vs. IUPUI (1/27/18)  
**Blocks:** 9, Tai Odiase vs. Northern Kentucky (2/13/16)  
**Field Goals Made:** 16, Dikembe Dixson at Youngstown St. (2/16/16)  
**3-Point Field Goals Made:** 6, 4x, last Dominique Matthews vs. Trinity Christian (12/23/17)  
**Free Throws Made:** 14, Dikembe Dixson at NIU (11/26/16)

## DOMINIQUE MATTHEWS

G | 6-2 | 200 | Junior | Chicago, Ill. | St. Rita



### 2018-19 NOTES

- Contributed four rebounds, two steals and an assist off the bench at Notre Dame
- One of five Flames to appear in all 36 games last season
- 34 career starts
- Averaging 9.4 points per game in two-plus seasons
- Ranked second on team with 52 3-pointers last year
- Made at least one triple in 24 of 36 games (67 percent) in 2017-18
- Sank at least four 3-pointers four times, most recently against Youngstown State (Feb. 8)
- Two seasons ago named to 2017 Horizon League All-Freshman Team
- Younger brother, Charles, plays basketball at the University of Michigan

### 2018-19 GAME LOG

Opp.	GP-GS	FG-FGA	3FG-3FGA	FT-FTA	Off-Def	Total A	TO	BLK	STL	PF	MIN	PTS
at ND	1-0	1-7	1-4	0-0	0-4	4 1	1	0	2	0	12	3
at RAD	DNP											
at DUQ												
W&M												
BRAD												
UW-P												
at SJU												
LUC												
ISU												
at CU												
at DPU												
UIW												
USF (Ill.)												
at WSU*												
at NKU*												
IUPUI*												
YSU*												
CSU*												
at MKE*												
at GB*												
UDM*												
OAK*												
WSU*												
NKU*												
at IUPUI*												
at CSU*												
at YSU*												
GB*												
MKE*												
at OAK*												
at UDM*												

### SEASON/CAREER HIGHS

	Season High	Career High
Points	3 at Notre Dame (11/6)	28 vs. Youngstown State (2/9/17)
FGs	1 at Notre Dame (11/6)	11 vs. Youngstown State (2/9/17)
3FGs	1 at Notre Dame (11/6)	6, 2x, last vs. Trinity Christian (12/23/17)
FTs	---	7 vs. Roosevelt (12/22/16)
Rebounds	4 at Notre Dame (11/6)	7, 2x, last vs. Youngstown State (2/9/17)
Assists	1 at Notre Dame (11/6)	4, 2x, last vs. Purdue Calumet (12/22/15)
Blocks	---	2, 2x, last vs. Milwaukee (1/12/17)
Steals	2 at Notre Dame (11/6)	3 at Detroit Mercy (2/17/17)
Minutes	12 at Notre Dame (11/6)	39, vs. Illinois State (12/16/15)

## MARCUS OTTEY (AH-tee)

G | 6-2 | 185 | Junior | Ajax, Ontario, Canada | SPIRE Academy [Ohio]



### 2018-19 NOTES

- Pacing UIC with 17.5 points per game in Gotham Classic and shooting 48 percent from the field.
- Led all scorers with 17 points at Notre Dame, including 13 in the second half
- 2018 Preseason All-Horizon League First Team
- Named to 2018 *CollegeInsider.com* All-Tournament Team after averaging 16.3 points per game and shooting 48.1 percent during tournament
- One of five Flames to play in all 36 games last season and made 26 starts
- Led UIC in scoring during Horizon League play with 14.6 points per game
- Only player to rank in Horizon League's top 10 in field goal (8<sup>th</sup>), 3-point (2<sup>nd</sup>) and free throw (6<sup>th</sup>) percentage
- Program's active leading scorer with 829 points
- Scored double digits in 45 of 67 career games (67.2 percent)

### 2018-19 GAME LOG

Opp.	GP-GS	FG-FGA	3FG-3FGA	FT-FTA	Off-Def	Total A	TO	BLK	STL	PF	MIN	PTS
at ND	1-1	6-14	0-5	5-6	3-2	5 3	3	0	2	3	26	17
at RAD	2-2	6-11	2-4	4-5	0-3	3 1	4	0	1	3	27	18
at DUQ												
W&M												
BRAD												
UW-P												
at SJU												
LUC												
ISU												
at CU												
at DPU												
UIW												
USF (Ill.)												
at WSU*												
at NKU*												
IUPUI*												
YSU*												
CSU*												
at MKE*												
at GB*												
UDM*												
OAK*												
WSU*												
NKU*												
at IUPUI*												
at CSU*												
at YSU*												
GB*												
MKE*												
at OAK*												
at UDM*												

### SEASON/CAREER HIGHS

	Season High	Career High
Points	18 at Radford (11/9)	29 at Youngstown State (1/18/18)
FGs	6, 2x, last at Radford (11/9)	12 at Youngstown State (1/18/18)
3FGs	2 at Radford (11/9)	4 at Youngstown State (1/18/18)
FTs	5 at Notre Dame (11/6)	9 vs. UTSA (11/16/16)
Rebounds	5 at Notre Dame (11/6)	9 vs. UW-Parkside (12/6/17)
Assists	3 at Notre Dame (11/6)	6 vs. Youngstown State (2/9/17)
Blocks	---	2, 3x, last vs. Wright State (2/25/18)
Steals	2 at Notre Dame (11/6)	3, 3x, last at Northern Colo. (3/30/18)
Minutes	27 at Radford (11/9)	38 at Northern Illinois (12/21/17)

# MICHAEL DIGGINS

F | 6-8 | 190 | Sophomore | Las Vegas, Nev. | Durango



## 2018-19 NOTES

- Matched career high in points (11), field goals (4), 3-point field goals (3) and minutes (26) at Radford
- Grabbed three rebounds off bench at Notre Dame
- One of five Flames to appear in all 36 games last season and averaged 12.9 minutes per game off the bench
- Averaged 20.8 minutes per game over final six contests of the year and 21.5 minutes during UIC's four CIT games
- Cousin, Skylar Diggins, was a three-time All-American at Notre Dame and currently plays for WNBA's Dallas Wings.

## 2018-19 GAME LOG

Opp.	GP-GS	FG-FGA	3FG-3FGA	FT-FTA	Off-Def	Total	A	TO	BLK	STL	PF	MIN	PTS
at ND	1-0	1-2	0-0	0-0	1-2	3	0	1	0	0	4	16	2
at RAD	2-0	4-4	3-3	0-0	1-0	1	0	0	0	0	3	26	11
at DUQ													
W&M													
BRAD													
UW-P													
at SJU													
LUC													
ISU													
at CU													
at DPU													
UIW													
USF (Ill.)													
at WSU*													
at NKU*													
IUPUI*													
YSU*													
CSU*													
at MKE*													
at GB*													
UDM*													
OAK*													
WSU*													
NKU*													
at IUPUI*													
at CSU*													
at YSU*													
GB*													
MKE*													
at OAK*													
at UDM*													

## SEASON/CAREER HIGHS

	Season High	Career High
Points	11 at Radford (11/9)	11, 2x, last at Radford (11/9/18)
FGs	4 at Radford (11/9)	4, 3x, last at Radford (11/9/18)
3FGs	3 at Radford (11/9)	3, 2x, last at Radford (11/9/18)
FTs	---	2, 4x, last at Green Bay (2/16/18)
Rebounds	3 at Notre Dame (11/6)	7 at Green Bay (2/16/18)
Assists	---	4 vs. Trinity Christian (12/23/17)
Blocks	---	2, 3x, last vs. Wright State (2/25/18)
Steals	---	2 at Detroit Mercy (2/4/18)
Minutes	26 at Radford (11/9)	26, 2x, last at Radford (11/9/18)

# JACOB WILEY

F | 6-7 | 205 | Sophomore | Houston, Texas | Sam Houston



## 2018-19 NOTES

- Tied for team lead and matched career high with six rebounds at Notre Dame
- Played in 26 games as a true freshman and averaged 7.9 minutes per game
- Matched season high with six points in 18 minutes during CIT semifinal at Liberty

## 2018-19 GAME LOG

Opp.	GP-GS	FG-FGA	3FG-3FGA	FT-FTA	Off-Def	Total	A	TO	BLK	STL	PF	MIN	PTS
at ND	1-0	0-1	0-0	2-2	2-4	6	0	1	0	0	2	12	2
at RAD													
at DUQ													
W&M													
BRAD													
UW-P													
at SJU													
LUC													
ISU													
at CU													
at DPU													
UIW													
USF (Ill.)													
at WSU*													
at NKU*													
IUPUI*													
YSU*													
CSU*													
at MKE*													
at GB*													
UDM*													
OAK*													
WSU*													
NKU*													
at IUPUI*													
at CSU*													
at YSU*													
GB*													
MKE*													
at OAK*													
at UDM*													

## SEASON/CAREER HIGHS

	Season High	Career High
Points	2 at Notre Dame (11/6)	6, 2x, last at Liberty (3/28/18)
FGs	---	3 at Northern Kentucky (12/30/17)
3FGs	---	1, 2x, last at Liberty (3/28/18)
FTs	2 at Notre Dame (11/6)	3 vs. Trinity Christian (12/23/17)
Rebounds	6 at Notre Dame (11/6)	6, 2x, last at Notre Dame (11/6/18)
Assists	---	2, 2x, last vs. Youngstown St. (2/8/18)
Blocks	---	2 at Illinois State (12/19/17)
Steals	---	1, 4x, last at Liberty (3/28/18)
Minutes	12 at Notre Dame (11/6)	20 at Northern Kentucky (12/30/17)

# TARKUS FERGUSON

G | 6-4 | 190 | Junior | Belleville, Ill. | Althoff Catholic

4

## 2018-19 NOTES

- Registered seventh career performance of 20-plus points with 22 Friday at Radford
- Matched career high with five 3-pointers at Radford and made four in final 1:10 of game
- Scored 12 points and tied for team lead with six rebounds at Notre Dame
- Collected three of team's 10 steals against Fighting Irish
- 2018 Preseason All-Horizon League Second Team
- Named to 2018 *CollegeInsider.com* All-Tournament Team after averaging 15.3 points, 8.5 rebounds and 3.3 assists per game
- Shot 90.9 percent (20-for-22) from the free throw line during the CIT
- Led Horizon League in assists during conference play in each of last two seasons
- Handed out 5.9 assists per game in League play a year ago
- UIC's active leader with 11 career double-doubles
- Team's active leader in rebounds (339), assists (313), steals (79) and blocks (45)
- Started all 64 games played for the Flames

## SEASON/CAREER HIGHS

	<u>Season High</u>	<u>Career High</u>
Points	22 at Radford (11/9)	27 at Coastal Carolina (3/22/17)
FGs	7 at Radford (11/9)	9, 2x, last at Coastal Carolina (3/22/17)
3FGs	5 at Radford (11/9)	5, 2x, last at Radford (11/9/18)
FTs	4 at Notre Dame (11/6)	11 at Northern Colorado (3/30/18)
Rebounds	6 at Notre Dame (11/6)	12 at Green Bay (2/16/18)
Assists	4 at Radford (11/9)	12, 2x, last vs. Green Bay (1/10/18)
Blocks	1 at Radford (11/9)	3, 3x, last at Green Bay (2/16/18)
Steals	3 at Notre Dame (11/6)	4, 2x, last at Coastal Carolina (3/22/17)
Minutes	39 at Radford (11/9)	41 at Milwaukee (2/4/17)

## 2018-19 GAME LOG

Opp.	GP-GS	FG-FGA	3FG-3FGA	FT-FTA	Off-Def	Total	A	TO	BLK	STL	PF	MIN	PTS
at ND	1-1	3-11	2-8	4-5	0-6	6	0	3	0	3	2	33	12
at RAD	2-2	7-13	5-9	3-4	0-2	2	4	2	1	0	3	39	22
at DUQ													
W&M													
BRAD													
UW-P													
at SJU													
LUC													
ISU													
at CU													
at DPU													
UIW													
USF (Ill.)													
at WSU*													
at NKU*													
IUPUI*													
YSU*													
CSU*													
at MKE*													
at GB*													
UDM*													
OAK*													
WSU*													
NKU*													
at IUPUI*													
at CSU*													
at YSU*													
GB*													
MKE*													
at OAK*													
at UDM*													

# RALPH BISSAINTHE (bih-SAINT)

G/F | 6-6 | 205 | Redshirt Freshman | North Miami, Fla. | McArthur

5

## 2018-19 NOTES

- Made collegiate debut with seven minutes off the bench at Notre Dame
- Added a rebound and an assist against the Fighting Irish
- Redshirted during 2017-18 season, maintaining four years of eligibility
- Three-year letterwinner at McArthur H.S. in Hollywood, Fla.
- Helped Mustangs to the regional final during 2016-17 campaign
- Led squad in scoring (15.0 ppg), blocks (2.3 bpg) and steals (1.1 spg) as a senior and added 6.0 rebounds per game
- Named All-County All-Star
- Brother, Bryton, plays basketball at Casper Junior College [Wy.]

## SEASON/CAREER HIGHS

	<u>Season High</u>	<u>Career High</u>
Points	---	---
FGs	---	---
3FGs	---	---
FTs	---	---
Rebounds	1 at Notre Dame (11/6)	Same
Assists	1 at Notre Dame (11/6)	Same
Blocks	---	---
Steals	---	---
Minutes	7 at Notre Dame (11/6)	Same

## 2018-19 GAME LOG

Opp.	GP-GS	FG-FGA	3FG-3FGA	FT-FTA	Off-Def	Total	A	TO	BLK	STL	PF	MIN	PTS
at ND	1-0	0-1	0-0	0-2	0-1	1	1	0	0	0	2	7	0
at RAD	2-0	0-0	0-0	0-0	0-0	0	0	0	0	0	2	1	0
at DUQ													
W&M													
BRAD													
UW-P													
at SJU													
LUC													
ISU													
at CU													
at DPU													
UIW													
USF (Ill.)													
at WSU*													
at NKU*													
IUPUI*													
YSU*													
CSU*													
at MKE*													
at GB*													
UDM*													
OAK*													
WSU*													
NKU*													
at IUPUI*													
at CSU*													
at YSU*													
GB*													
MKE*													
at OAK*													
at UDM*													

## JORDAN BLOUNT

F | 6-8 | 235 | Junior | Cork, Ireland | SPIRE Academy [Ohio]

13

### 2018-19 NOTES

- Tied for team lead with five rebounds at Radford
- Threw in 12 points on 5-of-8 shooting from floor at Notre Dame
- Led all players with 17 points and 11 rebounds in exhibition game against Illinois Wesleyan
- Won bronze medal in July with Ireland's Senior National Team at FIBA European Championship for Small Countries
- Averaged 8.8 points, 5.0 rebounds, 1.8 assists and 1.0 steals per game for Ireland
- One of two UIC players to start all 36 games last season
- Led team and ranked eighth in Horizon League with 6.8 rebounds per game
- Tied for team lead with four double-doubles (Ferguson) and had three in conference play
- Ranked second on team with 84 assists
- Scored in double digits nine times and had team-high seven double-digit rebounding efforts

### SEASON/CAREER HIGHS

	<u>Season High</u>	<u>Career High</u>
Points	12 at Notre Dame (11/6)	17 at Cleveland State (1/20/18)
FGs	5 at Notre Dame (11/6)	8 at Cleveland State (1/20/18)
3FGs	---	2, 3x, last vs. Milwaukee (3/4/18)
FTs	2 at Notre Dame (11/6)	5 vs. Detroit Mercy (2/19/18)
Rebounds	5 at Radford (11/9)	15 at Green Bay (2/16/18)
Assists	1, 2x, last at Radford (11/9)	10 vs. Dartmouth (12/15/18)
Blocks	---	4 vs. Saint Joseph's (11/13/18)
Steals	2 at Notre Dame (11/6)	5 vs. IUPUI (1/27/18)
Minutes	21 at Notre Dame (11/6)	37 vs. Oakland (1/15/18)

### 2018-19 GAME LOG

Opp.	GP-GS	FG-FGA	3FG-3FGA	FT-FTA	Off-Def	Total A	TO	BLK	STL	PF	MIN	PTS
at ND	1-1	5-8	0-1	2-3	0-0	0 1 0	0	0	2	4	21	12
at RAD	2-2	3-7	0-1	0-0	2-3	5 1 1	0	0	0	3	20	6
at DUQ												
W&M												
BRAD												
UW-P												
at SJU												
LUC												
ISU												
at CU												
at DPU												
UIW												
USF (Ill.)												
at WSU*												
at NKU*												
IUPUI*												
YSU*												
CSU*												
at MKE*												
at GB*												
UDM*												
OAK*												
WSU*												
NKU*												
at IUPUI*												
at CSU*												
at YSU*												
GB*												
MKE*												
at OAK*												
at UDM*												

## JAMIE AHALE

G/F | 6-5 | 200 | Sophomore | Montrose, Australia | Box Hill Secondary | Mineral Area

20

### 2018-19 NOTES

- Sank two first-half 3-pointers at Radford
- Made UIC debut with 15 minutes at Notre Dame
- Corralled three rebounds against the Fighting Irish, all on the offensive end
- Transferred to UIC after one season at Mineral Area Community College
- Ranked 17<sup>th</sup> in NJCAA with 100 3-pointers in 31 games
- Named All-Conference First Team and All-Region Second Team at MACC
- Also earned Academic All-America honors

### SEASON/CAREER HIGHS

	<u>Season High</u>	<u>Career High</u>
Points	6 at Radford (11/9)	Same
FGs	2 at Radford (11/9)	Same
3FGs	2 at Radford (11/9)	Same
FTs	---	---
Rebounds	3 at Notre Dame (11/6)	Same
Assists	2 at Notre Dame (11/6)	Same
Blocks	---	---
Steals	---	---
Minutes	17 at Radford (11/9)	Same

### 2018-19 GAME LOG

Opp.	GP-GS	FG-FGA	3FG-3FGA	FT-FTA	Off-Def	Total A	TO	BLK	STL	PF	MIN	PTS
at ND	1-0	1-4	0-3	0-0	3-0	3 2 0	0	0	0	0	15	2
at RAD	2-0	2-6	2-5	0-0	0-1	1 0 0	0	0	0	1	17	6
at DUQ												
W&M												
BRAD												
UW-P												
at SJU												
LUC												
ISU												
at CU												
at DPU												
UIW												
USF (Ill.)												
at WSU*												
at NKU*												
IUPUI*												
YSU*												
CSU*												
at MKE*												
at GB*												
UDM*												
OAK*												
WSU*												
NKU*												
at IUPUI*												
at CSU*												
at YSU*												
GB*												
MKE*												
at OAK*												
at UDM*												

## ROB HOWARD

F | 6-8 | 230 | Junior | Gary, Ind. | Michigan City | Shawnee

22

### 2018-19 NOTES

- Tied for team lead with five rebounds at Radford
- One of five Flames to score double figures with 10 points off the bench in exhibition game against Illinois Wesleyan
- Added four rebounds against the Titans
- Transferred to UIC after two years at Shawnee College in Ullin, Ill.
- Made 28 starts and plays in 31 games as a sophomore
- Averaged 9.0 points and team-high 6.9 rebounds per game

### 2018-19 GAME LOG

Opp.	GP-GS	FG-FGA	3FG-3FGA	FT-FTA	Off-Def	Total	A	TO	BLK	STL	PF	MIN	PTS
at ND	1-0	1-2	0-1	0-0	0-3	3	0	1	0	0	5	13	2
at RAD	2-0	2-6	0-3	0-0	0-5	5	2	1	1	0	3	23	4
at DUQ													
W&M													
BRAD													
UW-P													
at SJU													
LUC													
ISU													
at CU													
at DPU													
UIW													
USF (Ill.)													
at WSU*													
at NKU*													
IUPUI*													
YSU*													
CSU*													
at MKE*													
at GB*													
UDM*													
OAK*													
WSU*													
NKU*													
at IUPUI*													
at CSU*													
at YSU*													
GB*													
MKE*													
at OAK*													
at UDM*													

### SEASON/CAREER HIGHS

	Season High	Career High
Points	4 at Radford (11/9)	Same
FGs	2 at Radford (11/9)	Same
3FGs	---	---
FTs	---	---
Rebounds	5 at Radford (11/9)	Same
Assists	2 at Radford (11/9)	Same
Blocks	1 at Radford (11/9)	Same
Steals	---	---
Minutes	23 at Radford (11/9)	Same

## ABRAHAM MAKUMATOR (muh-KOO-muh-TORE)

C | 7-0 | 235 | Freshman | Accra, Ghana | First Baptist Academy (Fla.)

23

### 2018-19 NOTES

- Served as co-captain at First Baptist Academy in Naples, Fla.
- Helped Lions win 20 games and capture a District championship as a senior
- Earned All-Collier County Athletic Conference honors

### 2018-19 GAME LOG

Opp.	GP-GS	FG-FGA	3FG-3FGA	FT-FTA	Off-Def	Total	A	TO	BLK	STL	PF	MIN	PTS
at ND													
at RAD													
at DUQ													
W&M													
BRAD													
UW-P													
at SJU													
LUC													
ISU													
at CU													
at DPU													
UIW													
USF (Ill.)													
at WSU*													
at NKU*													
IUPUI*													
YSU*													
CSU*													
at MKE*													
at GB*													
UDM*													
OAK*													
WSU*													
NKU*													
at IUPUI*													
at CSU*													
at YSU*													
GB*													
MKE*													
at OAK*													
at UDM*													

### SEASON/CAREER HIGHS

	Season High	Career High
Points	---	---
FGs	---	---
3FGs	---	---
FTs	---	---
Rebounds	---	---
Assists	---	---
Blocks	---	---
Steals	---	---
Minutes	---	---

## GODWIN BOAHEN (BOW-in)

G | 5-11 | 180 | Junior | Toronto, Ontario, Canada | The Hill Academy

25

### 2018-19 NOTES

- Scored season-high 11 points at Radford
- One of four Flames in double figures with 10 points at Notre Dame
- Made at least one 3-pointer in 19 straight games dating back to last season
- Named 2018 Horizon League Sixth Man of the Year, the first in program history
- Appeared in 34 games and made 11 starts, including four during the CIT
- Led all Horizon League players in 3-point field goal percentage in all games at a clip of 42.7 percent
- Also lead in conference games at 50.8 percent
- Posted double figures 13 times and led UIC in scoring three times
- Scored double digits in three of four CIT contests

### 2018-19 GAME LOG

Opp.	GP-GS	FG-FGA	3FG-3FGA	FT-FTA	Off-Def	Total A	TO	BLK	STL	PF	MIN	PTS
at ND	1-1	4-9	2-6	0-2	0-2	2 0	2 0	1 0	1 3	31	10	
at RAD	2-2	4-8	1-5	2-2	0-3	3 2	2 0	0 0	5 5	32	11	
at DUQ												
W&M												
BRAD												
UW-P												
at SJU												
LUC												
ISU												
at CU												
at DPU												
UIW												
USF (Ill.)												
at WSU*												
at NKU*												
IUPUI*												
YSU*												
CSU*												
at MKE*												
at GB*												
UDM*												
OAK*												
WSU*												
NKU*												
at IUPUI*												
at CSU*												
at YSU*												
GB*												
MKE*												
at OAK*												
at UDM*												

### SEASON/CAREER HIGHS

	Season High	Career High
Points	11 at Radford (11/9)	19, 2x, last vs. No. Kentucky (1/27/17)
FGs	4, 2x, last at Radford (11/9)	6, 5x, last at Cleveland State (1/20/18)
3FGs	2 at Notre Dame (11/6)	4, 4x, last at Austin Peay (3/21/18)
FTs	2 at Radford (11/9)	5, 2x, last vs. Green Bay (1/10/18)
Rebounds	3 at Radford (11/9)	12 vs. Roosevelt (12/22/16)
Assists	2 at Radford (11/9)	11 vs. Roosevelt (12/22/16)
Blocks	---	2 vs. Delaware State (11/16/17)
Steals	1 at Notre Dame (11/6)	4, 2x, last vs. No. Kentucky (1/27/17)
Minutes	32 at Radford (11/9)	37 vs. Loyola Chicago (12/17/16)

## TRAVELL WASHINGTON (TRUH-vell)

F | 6-9 | 235 | Freshman | San Bernardino, Calif. | Lawrence Academy (Mass.)

35

### 2018-19 NOTES

- Grabbed season-high four rebounds in 15 minutes at Radford
- Made collegiate debut in starting lineup at Notre Dame and contributed five points
- Only newcomer to start in UIC's exhibition game against Illinois Wesleyan
- Attended Lawrence Academy in Groton, Mass.
- Helped team win 40 games over final two seasons
- Twice named most improved player for the Spartans

### 2018-19 GAME LOG

Opp.	GP-GS	FG-FGA	3FG-3FGA	FT-FTA	Off-Def	Total A	TO	BLK	STL	PF	MIN	PTS
at ND	1-1	2-5	1-1	0-0	0-0	0 0	1 0	0 0	3 3	15	5	
at RAD	2-2	0-1	0-1	0-0	0-4	4 0	2 0	0 0	0 0	15	0	
at DUQ												
W&M												
BRAD												
UW-P												
at SJU												
LUC												
ISU												
at CU												
at DPU												
UIW												
USF (Ill.)												
at WSU*												
at NKU*												
IUPUI*												
YSU*												
CSU*												
at MKE*												
at GB*												
UDM*												
OAK*												
WSU*												
NKU*												
at IUPUI*												
at CSU*												
at YSU*												
GB*												
MKE*												
at OAK*												
at UDM*												

### SEASON/CAREER HIGHS

	Season High	Career High
Points	5 at Notre Dame (11/6)	Same
FGs	2 at Notre Dame (11/6)	Same
3FGs	1 at Notre Dame (11/6)	Same
FTs	---	---
Rebounds	4 at Radford (11/9)	Same
Assists	---	---
Blocks	---	---
Steals	---	---
Minutes	15, 2x, last at Radford (11/9)	Same

**Official Basketball Box Score -- Game Totals -- Final Statistics**  
**III. Wesleyan vs UIC**  
**11/01/18 8:00 pm at**

**III. Wesleyan 60 • 0-2**

##	Player	Total			3-Ptr			Rebounds			PF	TP	A	TO	Blk	Stl	Min
		FG-FGA	FG-FGA	FT-FTA	FG-FGA	FG-FGA	FT-FTA	Off	Def	Tot							
34	Alex O'Neill	c	1-4	0-0	2-4	2	6	8	3	4	0	1	2	0	0	20	
0	Miles Curry	g	0-2	0-1	1-2	1	3	4	1	1	0	0	0	0	0	22	
11	Colin Bonnett	g	2-6	1-3	2-3	0	0	0	3	7	2	3	0	2	21		
12	Jason Gregoire	g	1-7	0-4	0-0	1	6	7	0	2	3	4	0	0	19		
13	Brady Rose	g	4-13	1-7	4-4	1	1	2	4	13	3	0	0	0	22		
2	Peter Lambesis	g	2-4	0-1	0-0	0	0	0	0	4	2	0	0	0	10		
23	Bernie Coderre	g	0-1	0-1	0-0	0	2	2	1	0	2	0	0	0	11		
24	Grant Wolfe	g	1-10	0-1	2-2	1	4	5	2	4	0	4	0	0	18		
25	Doug Wallen	g	7-13	2-4	0-0	0	3	3	1	16	2	2	0	0	20		
35	Danny Baker	g	1-2	0-0	0-1	1	3	4	3	2	0	0	0	0	16		
50	Charlie Bair	g	2-2	1-1	0-0	0	2	2	2	5	2	1	0	1	14		
	Team					2	2	4			1						
	Totals		21-64	5-23	11-16	9	32	41	20	58	16	16	2	3	193		

FG % 1st Half: 9-27 33.3% 2nd half: 12-37 32.4% Game: 21-64 32.8%  
 3FG % 1st Half: 2-10 20.0% 2nd half: 3-13 23.1% Game: 5-23 21.7%  
 FT % 1st Half: 3-4 75.0% 2nd half: 8-12 66.7% Game: 11-16 68.8%

**UIC 81 • 1-0**

##	Player	Total			3-Ptr			Rebounds			PF	TP	A	TO	Blk	Stl	Min
		FG-FGA	FG-FGA	FT-FTA	FG-FGA	FG-FGA	FT-FTA	Off	Def	Tot							
13	Jordan Blount	f	7-11	0-1	3-4	1	10	11	2	17	1	1	0	2	20		
35	Travell Washington	f	0-1	0-1	0-2	0	3	3	1	0	0	0	1	0	19		
1	Marcus Ottey	g	5-9	0-1	1-3	0	1	1	1	11	6	0	1	3	27		
25	Godwin Boahen	g	4-6	2-2	1-1	1	6	7	4	11	4	1	0	0	23		
4	Tarkus Ferguson	g	4-9	3-6	4-6	0	3	3	1	15	2	0	4	2	26		
0	Dominique Matthews	g	1-5	1-5	1-2	0	2	2	0	4	0	2	0	0	15		
2	Michael Diggins	g	3-8	0-2	2-4	2	3	5	3	8	1	2	0	1	20		
20	Jamie Ahale	g	0-4	0-4	0-0	2	3	5	2	0	1	1	1	0	14		
22	Rob Howard	g	3-5	0-0	4-4	2	2	4	1	10	0	0	0	1	19		
3	Jacob Wiley	g	0-2	0-0	0-1	0	1	1	0	0	0	1	1	0	6		
5	Ralph Bissainthe	g	2-4	1-2	0-2	0	2	2	2	5	0	1	0	0	11		
	Team					0	2	2									
	Totals		29-64	7-24	16-29	8	38	46	17	81	15	9	8	9	200		

FG % 1st Half: 12-33 36.4% 2nd half: 17-31 54.8% Game: 29-64 45.3%  
 3FG % 1st Half: 4-14 28.6% 2nd half: 3-10 30.0% Game: 7-24 29.2%  
 FT % 1st Half: 7-11 63.6% 2nd half: 9-18 50.0% Game: 16-29 55.2%

Officials: Technical fouls: III. Wesleyan-None. UIC-None.  
 Attendance: 1043  
 2018-19 Men's Basketball. Round: 0. III. Wesleyan vs UIC. Played at .

Score by periods	1st	2nd	Total
III. Wesleyan	25	35	60
UIC	35	46	81

**Official Basketball Box Score -- Game Totals -- Final Statistics**  
**UIC vs Notre Dame**  
**11/06/18 7:00 pm at Notre Dame, IN**

**UIC 67 • 0-1**

##	Player	Total			3-Ptr			Rebounds			PF	TP	A	TO	Blk	Stl	Min
		FG-FGA	FG-FGA	FT-FTA	FG-FGA	FG-FGA	FT-FTA	Off	Def	Tot							
13	Jordan Blount	f	5-8	0-1	2-3	0	0	0	4	12	1	0	0	2	20		
35	Travell Washington	f	2-5	1-1	0-0	0	0	0	3	5	0	1	0	0	16		
01	Marcus Ottey	g	6-14	0-5	5-6	3	2	5	3	17	3	3	0	2	25		
04	Tarkus Ferguson	g	3-11	2-8	4-5	0	6	6	2	12	0	3	0	3	33		
25	Godwin Boahen	g	4-9	2-6	0-2	0	2	2	3	10	0	2	0	1	32		
00	Dominique Matthews	g	1-7	1-4	0-0	0	4	4	0	3	1	1	0	2	12		
02	Michael Diggins	g	1-2	0-0	0-0	1	2	3	4	2	0	1	0	0	16		
03	Jacob Wiley	g	0-1	0-0	2-2	2	4	6	2	2	0	1	0	0	13		
05	Ralph Bissainthe	g	0-1	0-0	0-2	0	1	1	2	0	1	0	0	0	6		
20	Jamie Ahale	g	1-4	0-3	0-0	3	0	3	0	2	3	0	0	0	15		
22	Rob Howard	g	1-2	0-1	0-0	0	3	3	5	2	0	1	0	0	13		
	Team					2	0	2									
	Totals		24-64	6-29	13-20	11	24	35	28	67	9	13	0	10	201		

FG % 1st Half: 8-27 29.6% 2nd half: 16-37 43.2% Game: 24-64 37.5%  
 3FG % 1st Half: 1-13 7.7% 2nd half: 5-16 31.3% Game: 6-29 20.7%  
 FT % 1st Half: 6-10 60.0% 2nd half: 7-10 70.0% Game: 13-20 65.0%

**Notre Dame 84 • 1-0**

##	Player	Total			3-Ptr			Rebounds			PF	TP	A	TO	Blk	Stl	Min
		FG-FGA	FG-FGA	FT-FTA	FG-FGA	FG-FGA	FT-FTA	Off	Def	Tot							
33	John Mooney	f	5-9	0-1	0-0	5	3	8	1	10	1	2	0	0	17		
00	Rex Pflueger	g	1-6	0-1	3-3	2	2	4	2	5	1	4	1	1	27		
05	D.J. Harvey	g	2-5	0-1	6-6	1	5	6	3	10	1	0	0	0	24		
10	T.J. Gibbs	g	2-12	1-8	4-4	0	4	4	4	9	3	2	0	0	27		
24	Robby Carmody	g	3-5	0-1	5-6	2	2	4	3	11	0	3	0	2	14		
03	Prentiss Hubb	g	2-3	1-2	0-0	0	1	1	4	5	2	0	0	1	18		
11	Juwon Durham	g	1-3	0-0	4-4	1	2	3	0	6	0	2	6	0	14		
12	Elijah Burns	g	0-2	0-0	6-6	4	3	7	1	6	1	0	0	0	12		
13	Nikola Djogo	g	0-0	0-0	0-0	0	0	0	0	0	0	0	0	0	4		
14	Nate Laszewski	g	3-7	1-3	5-6	2	7	9	3	12	0	2	0	0	19		
23	Dane Goodwin	g	3-10	1-5	3-3	1	3	4	0	10	0	1	0	0	20		
25	Liam Nelligan	g	0-0	0-0	0-0	0	1	1	0	0	0	0	0	0	3		
	Team					0	0	0									
	Totals		22-62	4-22	36-38	18	33	51	21	84	10	16	7	4	199		

FG % 1st Half: 10-29 34.5% 2nd half: 12-33 36.4% Game: 22-62 35.5%  
 3FG % 1st Half: 3-11 27.3% 2nd half: 1-11 9.1% Game: 4-22 18.2%  
 FT % 1st Half: 23-24 95.8% 2nd half: 13-14 92.9% Game: 36-38 94.7%

Officials: Bill Covington Jr., Jerry Heater, Dwayne Gladden  
 Technical fouls: UIC-None. Notre Dame-None.  
 Attendance: 6462  
 2018-19 Men's Basketball. Round: 0. Notre Dame vs UIC. Played at .

Score by periods	1st	2nd	Total
UIC	23	44	67
Notre Dame	46	38	84

**Official Basketball Box Score -- Game Totals -- Final Statistics**  
**UIC vs Radford**  
**11/09/18 9:17 p.m. at Dedmon Center (Radford, Va.)**

**UIC 78 • 0-2, 0-0 Horizon**

##	Player	Total			3-Ptr			Rebounds			PF	TP	A	TO	Blk	Stl	Min
		FG-FGA	FG-FGA	FT-FTA	FG-FGA	FG-FGA	FT-FTA	Off	Def	Tot							
13	Jordan Blount	f	3-7	0-1	0-0	2	3	5	3	6	1	1	0	0	20		
35	Travell Washington	f	0-1	0-1	0-0	0	4	4	0	0	0	2	0	0	15		
1	Marcus Ottey	g	6-11	2-4	4-5	0	3	3	3	18	1	4	0	1	27		
25	Godwin Boahen	g	4-8	1-5	2-2	0	3	3	5	11	2	2	0	0	32		
4	Tarkus Ferguson	g	7-13	5-9	3-4	0	2	2	3	22	4	2	1	0	39		
2	Michael Diggins	g	4-4	3-3	0-0	1	0	1	3	11	0	0	0	0	26		
20	Jamie Ahale	g	2-6	2-5	0-0	0	1	1	1	6	0	0	0	0	17		
22	Rob Howard	g	2-6	0-3	0-0	0	5	5	3	4	2	1	1	0	23		
5	Ralph Bissainthe	g	0-0	0-0	0-0	0	0	0	2	0	0	1	0	0	1		
	Team					1	3	4									
	Totals		28-56	13-31	9-11	4	24	28	23	78	10	13	2	1	200		

FG % 1st Half: 13-26 50.0% 2nd half: 15-30 50.0% Game: 28-56 50.0%  
 3FG % 1st Half: 6-15 40.0% 2nd half: 7-16 43.8% Game: 13-31 41.9%  
 FT % 1st Half: 2-3 66.7% 2nd half: 7-8 87.5% Game: 9-11 81.8%

**Radford 88 • 2-0, 0-0 BSC**

##	Player	Total			3-Ptr			Rebounds			PF	TP	A	TO	Blk	Stl	Min
		FG-FGA	FG-FGA	FT-FTA	FG-FGA	FG-FGA	FT-FTA	Off	Def	Tot							
24	POLITE JR, Ed	f	3-7	0-0	1-2	2	10	12	3	7	2	0	2	0	34		
20	SALLAH, Mawdo	c	2-4	0-0	2-4	2	4	6	0	6	0	2	3	0	22		
01	JONES, Carlk	g	9-18	0-4	6-7	1	1	2	2	24	10	2	0	4	37		
05	HICKS, Donald	g	5-6	4													

**2018-19 UIC Flames Basketball**  
**UIC Combined Team Statistics (as of Nov 09, 2018)**  
**All games**

<b>RECORD:</b>	<b>OVERALL</b>	<b>HOME</b>	<b>AWAY</b>	<b>NEUTRAL</b>
ALL GAMES	0-2	0-0	0-2	0-0
CONFERENCE	0-0	0-0	0-0	0-0
NON-CONFERENCE	0-2	0-0	0-2	0-0

#	Player	gp-gs	min	avg	Total		3-Point		F-Throw		Rebounds				pf	dq	a	to	blk	stl	pts	avg	
					fg-fga	fg%	3fg-fga	3fg%	ft-fta	ft%	off	def	tot	avg									
01	Marcus Ottey	2-2	52	26.0	12-25	.480	2-9	.222	9-11	.818	3	5	8	4.0	6	0	4	7	0	3	35	17.5	
04	Tarkus Ferguson	2-2	72	36.0	10-24	.417	7-17	.412	7-9	.778	0	8	8	4.0	5	0	4	5	1	3	34	17.0	
25	Godwin Boahen	2-2	64	32.0	8-17	.471	3-11	.273	2-4	.500	0	5	5	2.5	8	1	2	4	0	1	21	10.5	
13	Jordan Blount	2-2	40	20.0	8-15	.533	0-2	.000	2-3	.667	2	3	5	2.5	7	0	2	1	0	2	18	9.0	
02	Michael Diggins	2-0	42	21.0	5-6	.833	3-3	1.000	0-0	.000	2	2	4	2.0	7	0	0	1	0	0	13	6.5	
20	Jamie Ahale	2-0	32	16.0	3-10	.300	2-8	.250	0-0	.000	3	1	4	2.0	1	0	3	0	0	0	8	4.0	
22	Rob Howard	2-0	36	18.0	3-8	.375	0-4	.000	0-0	.000	0	8	8	4.0	8	1	2	2	1	0	6	3.0	
00	Dominique Matthews	1-0	12	12.0	1-7	.143	1-4	.250	0-0	.000	0	4	4	4.0	0	0	1	1	0	2	3	3.0	
35	Travell Washington	2-2	31	15.5	2-6	.333	1-2	.500	0-0	.000	0	4	4	2.0	3	0	0	3	0	0	5	2.5	
03	Jacob Wiley	1-0	13	13.0	0-1	.000	0-0	.000	2-2	1.000	2	4	6	6.0	2	0	0	1	0	0	2	2.0	
05	Ralph Bissainthe	2-0	7	3.5	0-1	.000	0-0	.000	0-2	.000	0	1	1	0.5	4	0	1	1	0	0	0	0.0	
Team											3	3	6										
Total.....		2	401		52-120	.433	19-60	.317	22-31	.710	15	48	63	31.5	51	2	19	26	2	11	145	72.5	
Opponents.....		2	399		51-123	.415	16-43	.372	54-63	.857	29	60	89	44.5	34	-	26	24	12	10	172	86.0	

TEAM STATISTICS	UIC	OPP	Date	Opponent	Score	Att.
SCORING	145	172	11/06/18	at Notre Dame	L 67-84	6462
Points per game	72.5	86.0	11/09/18	at Radford	L 78-88	0
Scoring margin	-13.5	-	* - Conference game			
FIELD GOALS-ATT	52-120	51-123				
Field goal pct	.433	.415				
3 POINT FG-ATT	19-60	16-43				
3-point FG pct	.317	.372				
3-pt FG made per game	9.5	8.0				
FREE THROWS-ATT	22-31	54-63				
Free throw pct	.710	.857				
F-Throws made per game	11.0	27.0				
REBOUNDS	63	89				
Rebounds per game	31.5	44.5				
Rebounding margin	-13.0	-				
ASSISTS	19	26				
Assists per game	9.5	13.0				
TURNOVERS	26	24				
Turnovers per game	13.0	12.0				
Turnover margin	-1.0	-				
Assist/turnover ratio	0.7	1.1				
STEALS	11	10				
Steals per game	5.5	5.0				
BLOCKS	2	12				
Blocks per game	1.0	6.0				
ATTENDANCE	0	6462				
Home games-Avg/Game	0-0	2-3231				
Neutral site-Avg/Game	-	0-0				

Score by Periods	1st	2nd	Totals
UIC	57	88	145
Opponents	84	88	172

2018-19 UIC Flames Basketball  
UIC Team High/Low Analysis (as of Nov 09, 2018)  
All games

UIC - TEAM GAME HIGHS

POINTS	78	at Radford (11/09/18)
	67	at Notre Dame (11/06/18)
FIELD GOALS MADE	28	at Radford (11/09/18)
	24	at Notre Dame (11/06/18)
FIELD GOAL ATTEMPTS	64	at Notre Dame (11/06/18)
	56	at Radford (11/09/18)
FIELD GOAL PERCENTAGE	.500 (28-56)	at Radford (11/09/18)
	.375 (24-64)	at Notre Dame (11/06/18)
3 PT FIELD GOALS MADE	13	at Radford (11/09/18)
	6	at Notre Dame (11/06/18)
3 PT FG ATTEMPTS	31	at Radford (11/09/18)
	29	at Notre Dame (11/06/18)
3 PT FG PERCENTAGE	.419 (13-31)	at Radford (11/09/18)
	.207 (6-29)	at Notre Dame (11/06/18)
FREE THROWS MADE	13	at Notre Dame (11/06/18)
	9	at Radford (11/09/18)
FREE THROW ATTEMPTS	20	at Notre Dame (11/06/18)
	11	at Radford (11/09/18)
FREE THROW PERCENTAGE	.818 (9-11)	at Radford (11/09/18)
	.650 (13-20)	at Notre Dame (11/06/18)
REBOUNDS	35	at Notre Dame (11/06/18)
	28	at Radford (11/09/18)
ASSISTS	10	at Radford (11/09/18)
	9	at Notre Dame (11/06/18)
STEALS	10	at Notre Dame (11/06/18)
	1	at Radford (11/09/18)
BLOCKED SHOTS	2	at Radford (11/09/18)
TURNOVERS	13	at Radford (11/09/18)
	13	at Notre Dame (11/06/18)
FOULS	28	at Notre Dame (11/06/18)
	23	at Radford (11/09/18)

2018-19 UIC Flames Basketball  
UIC High/Low Analysis (as of Nov 09, 2018)  
All games

UIC - GAME LOWS

POINTS	67	at Notre Dame (11/06/18)
	78	at Radford (11/09/18)
FIELD GOALS MADE	24	at Notre Dame (11/06/18)
	28	at Radford (11/09/18)
FIELD GOAL ATTEMPTS	56	at Radford (11/09/18)
	64	at Notre Dame (11/06/18)
FIELD GOAL PERCENTAGE	.375 (24-64)	at Notre Dame (11/06/18)
	.500 (28-56)	at Radford (11/09/18)
3 PT FIELD GOALS MADE	6	at Notre Dame (11/06/18)
	13	at Radford (11/09/18)
3 PT FG ATTEMPTS	29	at Notre Dame (11/06/18)
	31	at Radford (11/09/18)
3 PT FG PERCENTAGE	.207 (6-29)	at Notre Dame (11/06/18)
	.419 (13-31)	at Radford (11/09/18)
FREE THROWS MADE	9	at Radford (11/09/18)
	13	at Notre Dame (11/06/18)
FREE THROW ATTEMPTS	11	at Radford (11/09/18)
	20	at Notre Dame (11/06/18)
FREE THROW PERCENTAGE	.650 (13-20)	at Notre Dame (11/06/18)
	.818 (9-11)	at Radford (11/09/18)
REBOUNDS	28	at Radford (11/09/18)
	35	at Notre Dame (11/06/18)
ASSISTS	9	at Notre Dame (11/06/18)
	10	at Radford (11/09/18)
STEALS	1	at Radford (11/09/18)
	10	at Notre Dame (11/06/18)
BLOCKED SHOTS	0	at Notre Dame (11/06/18)
	2	at Radford (11/09/18)
TURNOVERS	13	at Notre Dame (11/06/18)
	13	at Radford (11/09/18)
FOULS	23	at Radford (11/09/18)
	28	at Notre Dame (11/06/18)

2018-19 UIC Flames Basketball  
UIC High/Low Analysis (as of Nov 09, 2018)  
All games

Opponent - GAME HIGHS

POINTS	88	at Radford (11/09/18)
	84	at Notre Dame (11/06/18)
FIELD GOALS MADE	29	at Radford (11/09/18)
	22	at Notre Dame (11/06/18)
FIELD GOAL ATTEMPTS	62	at Notre Dame (11/06/18)
	61	at Radford (11/09/18)
FIELD GOAL PERCENTAGE	.475 (29-61)	at Radford (11/09/18)
	.355 (22-62)	at Notre Dame (11/06/18)
3 PT FIELD GOALS MADE	12	at Radford (11/09/18)
	4	at Notre Dame (11/06/18)
3 PT FG ATTEMPTS	22	at Notre Dame (11/06/18)
	21	at Radford (11/09/18)
3 PT FG PERCENTAGE	.571 (12-21)	at Radford (11/09/18)
	.182 (4-22)	at Notre Dame (11/06/18)
FREE THROWS MADE	36	at Notre Dame (11/06/18)
	18	at Radford (11/09/18)
FREE THROW ATTEMPTS	38	at Notre Dame (11/06/18)
	25	at Radford (11/09/18)
FREE THROW PERCENTAGE	.947 (36-38)	at Notre Dame (11/06/18)
	.720 (18-25)	at Radford (11/09/18)
REBOUNDS	51	at Notre Dame (11/06/18)
	38	at Radford (11/09/18)
ASSISTS	16	at Radford (11/09/18)
	10	at Notre Dame (11/06/18)
STEALS	6	at Radford (11/09/18)
	4	at Notre Dame (11/06/18)
BLOCKED SHOTS	7	at Notre Dame (11/06/18)
	5	at Radford (11/09/18)
TURNOVERS	16	at Notre Dame (11/06/18)
	8	at Radford (11/09/18)
FOULS	21	at Notre Dame (11/06/18)
	13	at Radford (11/09/18)

2018-19 UIC Flames Basketball  
UIC High/Low Analysis (as of Nov 09, 2018)  
All games

Opponent - GAME LOWS

POINTS	84	at Notre Dame (11/06/18)
	88	at Radford (11/09/18)
FIELD GOALS MADE	22	at Notre Dame (11/06/18)
	29	at Radford (11/09/18)
FIELD GOAL ATTEMPTS	61	at Radford (11/09/18)
	62	at Notre Dame (11/06/18)
FIELD GOAL PERCENTAGE	.355 (22-62)	at Notre Dame (11/06/18)
	.475 (29-61)	at Radford (11/09/18)
3 PT FIELD GOALS MADE	4	at Notre Dame (11/06/18)
	12	at Radford (11/09/18)
3 PT FG ATTEMPTS	21	at Radford (11/09/18)
	22	at Notre Dame (11/06/18)
3 PT FG PERCENTAGE	.182 (4-22)	at Notre Dame (11/06/18)
	.571 (12-21)	at Radford (11/09/18)
FREE THROWS MADE	18	at Radford (11/09/18)
	36	at Notre Dame (11/06/18)
FREE THROW ATTEMPTS	25	at Radford (11/09/18)
	38	at Notre Dame (11/06/18)
FREE THROW PERCENTAGE	.720 (18-25)	at Radford (11/09/18)
	.947 (36-38)	at Notre Dame (11/06/18)
REBOUNDS	38	at Radford (11/09/18)
	51	at Notre Dame (11/06/18)
ASSISTS	10	at Notre Dame (11/06/18)
	16	at Radford (11/09/18)
STEALS	4	at Notre Dame (11/06/18)
	6	at Radford (11/09/18)
BLOCKED SHOTS	5	at Radford (11/09/18)
	7	at Notre Dame (11/06/18)
TURNOVERS	8	at Radford (11/09/18)
	16	at Notre Dame (11/06/18)
FOULS	13	at Radford (11/09/18)
	21	at Notre Dame (11/06/18)

**2018-19 UIC Flames Basketball**  
**UIC Player High/Low Analysis (as of Nov 09, 2018)**  
 All games

**UIC - INDIVIDUAL GAME HIGHS**

Points	22	Tarkus Ferguson at Radford (11/09/18)
	18	Marcus Ottey at Radford (11/09/18)
	17	Marcus Ottey at Notre Dame (11/06/18)
	12	Tarkus Ferguson at Notre Dame (11/06/18)
	12	Jordan Blount at Notre Dame (11/06/18)
Field Goals Made	7	Tarkus Ferguson at Radford (11/09/18)
	6	Marcus Ottey at Radford (11/09/18)
	6	Marcus Ottey at Notre Dame (11/06/18)
Field Goal Att.	14	Marcus Ottey at Notre Dame (11/06/18)
	13	Tarkus Ferguson at Radford (11/09/18)
FG Pct (min 5 made)	.625 (5-8)	Jordan Blount at Notre Dame (11/06/18)
	.545 (6-11)	Marcus Ottey at Radford (11/09/18)
3-Point FG Made	5	Tarkus Ferguson at Radford (11/09/18)
	3	Michael Diggins at Radford (11/09/18)
3-Point FG Att.	9	Tarkus Ferguson at Radford (11/09/18)
	8	Tarkus Ferguson at Notre Dame (11/06/18)
3-Pt FG Pct (min 2 made)	1.000 (3-3)	Michael Diggins at Radford (11/09/18)
	.556 (5-9)	Tarkus Ferguson at Radford (11/09/18)
Free Throws Made	5	Marcus Ottey at Notre Dame (11/06/18)
	4	Marcus Ottey at Radford (11/09/18)
	4	Tarkus Ferguson at Notre Dame (11/06/18)
Free Throw Att.	6	Marcus Ottey at Notre Dame (11/06/18)
	5	Marcus Ottey at Radford (11/09/18)
	5	Tarkus Ferguson at Notre Dame (11/06/18)
FT Pct (min 3 made)	.833 (5-6)	Marcus Ottey at Notre Dame (11/06/18)
	.800 (4-5)	Marcus Ottey at Radford (11/09/18)
	.800 (4-5)	Tarkus Ferguson at Notre Dame (11/06/18)
Rebounds	6	Jacob Wiley at Notre Dame (11/06/18)
	6	Tarkus Ferguson at Notre Dame (11/06/18)
Assists	4	Tarkus Ferguson at Radford (11/09/18)
	3	Marcus Ottey at Notre Dame (11/06/18)
	3	Jamie Ahale at Notre Dame (11/06/18)
Steals	3	Tarkus Ferguson at Notre Dame (11/06/18)
	2	Jordan Blount at Notre Dame (11/06/18)
	2	Marcus Ottey at Notre Dame (11/06/18)
	2	Dominique Matthews at Notre Dame (11/06/18)
Blocked Shots	1	Tarkus Ferguson at Radford (11/09/18)
	1	Rob Howard at Radford (11/09/18)
Turnovers	4	Marcus Ottey at Radford (11/09/18)
	3	Tarkus Ferguson at Notre Dame (11/06/18)
	3	Marcus Ottey at Notre Dame (11/06/18)
Fouls	5	Godwin Boahen at Radford (11/09/18)
	5	Rob Howard at Notre Dame (11/06/18)
Minutes	39	Tarkus Ferguson at Radford (11/09/18)
	33	Tarkus Ferguson at Notre Dame (11/06/18)
	32	Godwin Boahen at Radford (11/09/18)
	32	Godwin Boahen at Notre Dame (11/06/18)
	27	Marcus Ottey at Radford (11/09/18)

**2018-19 UIC Flames Basketball**  
**UIC Opponent High/Low Analysis (as of Nov 09, 2018)**  
 All games

**OPPONENT INDIVIDUAL GAME HIGHS**

Points	24	JONES, Carlík at Radford (11/09/18)
	16	HICKS, Donald at Radford (11/09/18)
	15	FIELDS JR, Travis at Radford (11/09/18)
	12	Nate Laszewski at Notre Dame (11/06/18)
	11	TANNER, Caleb at Radford (11/09/18)
	11	Robby Carmody at Notre Dame (11/06/18)
Field Goals Made	9	JONES, Carlík at Radford (11/09/18)
	5	HICKS, Donald at Radford (11/09/18)
	5	John Mooney at Notre Dame (11/06/18)
Field Goal Att.	18	JONES, Carlík at Radford (11/09/18)
	12	T.J. Gibbs at Notre Dame (11/06/18)
FG Pct (min 5 made)	.833 (5-6)	HICKS, Donald at Radford (11/09/18)
	.556 (5-9)	John Mooney at Notre Dame (11/06/18)
3-Point FG Made	4	HICKS, Donald at Radford (11/09/18)
	3	FIELDS JR, Travis at Radford (11/09/18)
	3	TANNER, Caleb at Radford (11/09/18)
3-Point FG Att.	8	T.J. Gibbs at Notre Dame (11/06/18)
	5	FIELDS JR, Travis at Radford (11/09/18)
	5	TANNER, Caleb at Radford (11/09/18)
	5	Dane Goodwin at Notre Dame (11/06/18)
3-Pt FG Pct (min 2 made)	1.000 (4-4)	HICKS, Donald at Radford (11/09/18)
	.667 (2-3)	HUTCHINSON, Devin at Radford (11/09/18)
Free Throws Made	6	JONES, Carlík at Radford (11/09/18)
	6	Elijah Burns at Notre Dame (11/06/18)
	6	D.J. Harvey at Notre Dame (11/06/18)
Free Throw Att.	7	JONES, Carlík at Radford (11/09/18)
	6	FIELDS JR, Travis at Radford (11/09/18)
	6	Elijah Burns at Notre Dame (11/06/18)
	6	Robby Carmody at Notre Dame (11/06/18)
	6	D.J. Harvey at Notre Dame (11/06/18)
	6	Nate Laszewski at Notre Dame (11/06/18)
FT Pct (min 3 made)	1.000 (6-6)	D.J. Harvey at Notre Dame (11/06/18)
	1.000 (6-6)	Elijah Burns at Notre Dame (11/06/18)
	1.000 (4-4)	T.J. Gibbs at Notre Dame (11/06/18)
	1.000 (4-4)	Juwan Durham at Notre Dame (11/06/18)
	1.000 (3-3)	Dane Goodwin at Notre Dame (11/06/18)
	1.000 (3-3)	Rex Pflueger at Notre Dame (11/06/18)
Rebounds	12	POLITE JR, Ed at Radford (11/09/18)
	9	Nate Laszewski at Notre Dame (11/06/18)
Assists	10	JONES, Carlík at Radford (11/09/18)
	3	T.J. Gibbs at Notre Dame (11/06/18)
Steals	4	JONES, Carlík at Radford (11/09/18)
	2	Robby Carmody at Notre Dame (11/06/18)
Blocked Shots	6	Juwan Durham at Notre Dame (11/06/18)
	3	SALLAH, Mawdo at Radford (11/09/18)
Turnovers	4	Rex Pflueger at Notre Dame (11/06/18)
	3	Robby Carmody at Notre Dame (11/06/18)
Fouls	4	Prentiss Hubb at Notre Dame (11/06/18)
	4	T.J. Gibbs at Notre Dame (11/06/18)

2018-19 UIC Flames Basketball  
 UIC Team Game-by-Game Comparison (as of Nov 09, 2018)  
 All games

Opponent	1st	2nd	Score	Mar	Total FG	FG Pct	3-Pointers	3FG Pct	Free Throws	FT Pct	Rebounds	Assist	T/Over	Block	Steal	Fouls
Notre Dame	23/46	44/38	67-84	(17)	24-64/22-62	.375/.355	6-29/4-22	.207/.182	13-20/36-38	.650/.947	35/51 (16)	9/10	13/16	0/7	10/4	28/21
Radford	34/38	44/50	78-88	(10)	28-56/29-61	.500/.475	13-31/12-21	.419/.571	9-11/18-25	.818/.720	28/38 (10)	10/16	13/8	2/5	1/6	23/13

Note: Game totals are displayed in the format TEAM/OPPONENT for each category

2018-19 UIC Flames Basketball  
 UIC Category Leaders (as of Nov 09, 2018)  
 All games

Points	G	Pts	Pts/G	Scoring Average	G	Pts	Avg/G
Marcus Ottey	2	35	17.5	Marcus Ottey	2	35	17.5
Tarkus Ferguson	2	34	17.0	Tarkus Ferguson	2	34	17.0
Godwin Boahen	2	21	10.5	Godwin Boahen	2	21	10.5
Jordan Blount	2	18	9.0	Jordan Blount	2	18	9.0
Michael Diggins	2	13	6.5	Michael Diggins	2	13	6.5
Jamie Ahale	2	8	4.0	Jamie Ahale	2	8	4.0
Rob Howard	2	6	3.0	Dominique Matthews	1	3	3.0
Travell Washington	2	5	2.5	Rob Howard	2	6	3.0
Dominique Matthews	1	3	3.0	Travell Washington	2	5	2.5
Jacob Wiley	1	2	2.0	Jacob Wiley	1	2	2.0
				Ralph Bissainthe	2	0	0.0

FG Percentage	FG	Att	Pct	Field Goal Attempts	G	Att	Att/G
Michael Diggins	5	6	.833	Marcus Ottey	2	25	12.5
Jordan Blount	8	15	.533	Tarkus Ferguson	2	24	12.0
Marcus Ottey	12	25	.480	Godwin Boahen	2	17	8.5
Godwin Boahen	8	17	.471	Jordan Blount	2	15	7.5
Tarkus Ferguson	10	24	.417	Jamie Ahale	2	10	5.0
Rob Howard	3	8	.375				
Travell Washington	2	6	.333	Field Goals Made	G	Made	Made/G
Jamie Ahale	3	10	.300	Marcus Ottey	2	12	6.0
Dominique Matthews	1	7	.143	Tarkus Ferguson	2	10	5.0
Ralph Bissainthe	0	1	.000	Jordan Blount	2	8	4.0
Jacob Wiley	0	1	.000	Godwin Boahen	2	8	4.0
				Michael Diggins	2	5	2.5

3-Point Percentage	3FG	Att	Pct	3-Point FG Attempts	G	Att	Att/G
Michael Diggins	3	3	1.000	Tarkus Ferguson	2	17	8.5
Travell Washington	1	2	.500	Godwin Boahen	2	11	5.5
Tarkus Ferguson	7	17	.412	Marcus Ottey	2	9	4.5
Godwin Boahen	3	11	.273	Jamie Ahale	2	8	4.0
Dominique Matthews	1	4	.250	Rob Howard	2	4	2.0
Jamie Ahale	2	8	.250	Dominique Matthews	1	4	4.0
Marcus Ottey	2	9	.222				
Rob Howard	0	4	.000	3-Point FG Made	G	Made	Made/G
Jordan Blount	0	2	.000	Tarkus Ferguson	2	7	3.5
				Godwin Boahen	2	3	1.5
				Michael Diggins	2	3	1.5
				Marcus Ottey	2	2	1.0
				Jamie Ahale	2	2	1.0

Free Throw Percent	FG	Att	Pct	Free Throw Attempts	G	Att	Att/G
Jacob Wiley	2	2	1.000	Marcus Ottey	2	11	5.5
Marcus Ottey	9	11	.818	Tarkus Ferguson	2	9	4.5
Tarkus Ferguson	7	9	.778	Godwin Boahen	2	4	2.0
Jordan Blount	2	3	.667	Jordan Blount	2	3	1.5
Godwin Boahen	2	4	.500	Jacob Wiley	1	2	2.0
Ralph Bissainthe	0	2	.000	Ralph Bissainthe	2	2	1.0

Free Throws Made	G	Made	Made/G
Marcus Ottey	2	9	4.5
Tarkus Ferguson	2	7	3.5
Godwin Boahen	2	2	1.0

2018-19 UIC Flames Basketball  
 UIC Category Leaders (as of Nov 09, 2018)  
 All games

Rebounds	G	Reb	Reb/G	Assists	G	No.	Ast/G
Rob Howard	2	8	4.0	Tarkus Ferguson	2	4	2.0
Marcus Ottey	2	8	4.0	Marcus Ottey	2	4	2.0
Tarkus Ferguson	2	8	4.0	Jamie Ahale	2	3	1.5
Jacob Wiley	1	6	6.0	Jordan Blount	2	2	1.0
Godwin Boahen	2	5	2.5	Godwin Boahen	2	2	1.0
Jordan Blount	2	5	2.5	Rob Howard	2	2	1.0

Rebound Average	G	Reb	Avg/G	Steals	G	No.	Stl/G
Jacob Wiley	1	6	6.0	Marcus Ottey	2	3	1.5
Dominique Matthews	1	4	4.0	Tarkus Ferguson	2	3	1.5
Marcus Ottey	2	8	4.0	Jordan Blount	2	2	1.0
Rob Howard	2	8	4.0	Dominique Matthews	1	2	2.0
Tarkus Ferguson	2	8	4.0	Godwin Boahen	2	1	0.5

Offensive Rebounds	G	No.	Avg/G	Blocked Shots	G	No.	Blk/G
Jamie Ahale	2	3	1.5	Tarkus Ferguson	2	1	0.5
Marcus Ottey	2	3	1.5	Rob Howard	2	1	0.5
Michael Diggins	2	2	1.0				
Jordan Blount	2	2	1.0	Minutes	G <th>No.</th> <th>Min/G</th>	No.	Min/G
Jacob Wiley	1	2	2.0	Tarkus Ferguson	2	72	36.0
				Godwin Boahen	2	64	32.0
				Marcus Ottey	2	52	26.0
				Michael Diggins	2	42	21.0
				Jordan Blount	2	40	20.0

Defensive Rebounds	G	No.	Avg/G	Fouls	G	No.	Per/G
Rob Howard	2	8	4.0	Rob Howard	2	8	4.0
Tarkus Ferguson	2	8	4.0	Godwin Boahen	2	8	4.0
Godwin Boahen	2	5	2.5	Jordan Blount	2	7	3.5
Marcus Ottey	2	5	2.5	Michael Diggins	2	7	3.5
Jacob Wiley	1	4	4.0	Marcus Ottey	2	6	3.0
Dominique Matthews	1	4	4.0				
Travell Washington	2	4	2.0	Fouls	G <th>No.</th> <th>Per/G</th>	No.	Per/G
				Rob Howard	2	8	4.0
				Godwin Boahen	2	8	4.0
				Jordan Blount	2	7	3.5
				Michael Diggins	2	7	3.5
				Marcus Ottey	2	6	3.0

Foulouts	G	No.
Godwin Boahen	2	1
Rob Howard	2	1

### Individual Career History

#### Jamie Ahale

Season	gp-gs	min/avg	Total		3-Point		F-Throws		Rebounds				Scoring							
			fg-fga	pct	fg-fga	pct	ft-fa	pct	off	def	tot	avg	pf	fo	ast	to	blk	stl	pts	avg
2018-19	2-0	32/16.0	3-10	.300	2-8	.250	0-0	.000	3	1	4	2.0	1	0	3	0	0	0	8	4.0
<b>TOTAL</b>	<b>2-0</b>	<b>32/16.0</b>	<b>3-10</b>	<b>.300</b>	<b>2-8</b>	<b>.250</b>	<b>0-0</b>	<b>.000</b>	<b>3</b>	<b>1</b>	<b>4</b>	<b>2.0</b>	<b>1</b>	<b>0</b>	<b>3</b>	<b>0</b>	<b>0</b>	<b>0</b>	<b>8</b>	<b>4.0</b>

#### Ralph Bissainthe

Season	gp-gs	min/avg	Total		3-Point		F-Throws		Rebounds				Scoring							
			fg-fga	pct	fg-fga	pct	ft-fa	pct	off	def	tot	avg	pf	fo	ast	to	blk	stl	pts	avg
2018-19	2-0	7/3.5	0-1	.000	0-0	.000	0-2	.000	0	1	1	0.5	4	0	1	1	0	0	0	0.0
<b>TOTAL</b>	<b>2-0</b>	<b>7/3.5</b>	<b>0-1</b>	<b>.000</b>	<b>0-0</b>	<b>.000</b>	<b>0-2</b>	<b>.000</b>	<b>0</b>	<b>1</b>	<b>1</b>	<b>0.5</b>	<b>4</b>	<b>0</b>	<b>1</b>	<b>1</b>	<b>0</b>	<b>0</b>	<b>0</b>	<b>0.0</b>

#### Jordan Blount

Season	gp-gs	min/avg	Total		3-Point		F-Throws		Rebounds				Scoring							
			fg-fga	pct	fg-fga	pct	ft-fa	pct	off	def	tot	avg	pf	fo	ast	to	blk	stl	pts	avg
2017-18	36-36	898/24.9	98-211	.464	16-67	.239	32-49	.653	57	189	246	6.8	126	6	84	102	17	39	244	6.8
2018-19	2-2	40/20.0	8-15	.533	0-2	.000	2-3	.667	2	3	5	2.5	7	0	2	1	0	2	18	9.0
<b>TOTAL</b>	<b>38-38</b>	<b>938/24.7</b>	<b>106-226</b>	<b>.469</b>	<b>16-69</b>	<b>.232</b>	<b>34-52</b>	<b>.654</b>	<b>59</b>	<b>192</b>	<b>251</b>	<b>6.6</b>	<b>133</b>	<b>6</b>	<b>86</b>	<b>103</b>	<b>17</b>	<b>41</b>	<b>262</b>	<b>6.9</b>

#### Godwin Boehn

Season	gp-gs	min/avg	Total		3-Point		F-Throws		Rebounds				Scoring							
			fg-fga	pct	fg-fga	pct	ft-fa	pct	off	def	tot	avg	pf	fo	ast	to	blk	stl	pts	avg
2016-17	31-21	796/25.7	93-200	.465	50-113	.442	51-73	.699	22	89	111	3.6	88	4	102	75	2	29	287	9.3
2017-18	34-11	789/23.2	101-235	.430	56-131	.427	44-56	.786	12	86	98	2.9	89	3	72	56	5	36	302	8.9
2018-19	2-2	64/32.0	8-17	.471	3-11	.273	2-4	.500	0	5	5	2.5	8	1	2	4	0	1	21	10.5
<b>TOTAL</b>	<b>67-34</b>	<b>1649/24.6</b>	<b>202-452</b>	<b>.447</b>	<b>109-255</b>	<b>.427</b>	<b>97-133</b>	<b>.729</b>	<b>34</b>	<b>180</b>	<b>214</b>	<b>3.2</b>	<b>185</b>	<b>8</b>	<b>176</b>	<b>135</b>	<b>7</b>	<b>66</b>	<b>610</b>	<b>9.1</b>

#### Michael Diggins

Season	gp-gs	min/avg	Total		3-Point		F-Throws		Rebounds				Scoring							
			fg-fga	pct	fg-fga	pct	ft-fa	pct	off	def	tot	avg	pf	fo	ast	to	blk	stl	pts	avg
2017-18	36-0	466/12.9	39-73	.534	18-35	.514	17-24	.708	21	75	96	2.7	42	0	19	25	9	11	113	3.1
2018-19	2-0	42/21.0	5-6	.833	3-3	1.000	0-0	.000	2	2	4	2.0	7	0	0	1	0	0	13	6.5
<b>TOTAL</b>	<b>38-0</b>	<b>508/13.4</b>	<b>44-79</b>	<b>.557</b>	<b>21-38</b>	<b>.553</b>	<b>17-24</b>	<b>.708</b>	<b>23</b>	<b>77</b>	<b>100</b>	<b>2.6</b>	<b>49</b>	<b>0</b>	<b>19</b>	<b>26</b>	<b>9</b>	<b>11</b>	<b>126</b>	<b>3.3</b>

#### Tarkus Ferguson

Season	gp-gs	min/avg	Total		3-Point		F-Throws		Rebounds				Scoring							
			fg-fga	pct	fg-fga	pct	ft-fa	pct	off	def	tot	avg	pf	fo	ast	to	blk	stl	pts	avg
2016-17	36-36	1158/32.2	134-334	.401	51-151	.338	83-106	.783	17	174	191	5.3	69	1	177	116	21	49	402	11.2
2017-18	27-27	792/29.3	91-240	.379	38-113	.336	65-81	.802	21	127	148	5.5	60	1	136	71	24	30	285	10.6
2018-19	2-2	72/36.0	10-24	.417	7-17	.412	7-9	.778	0	8	8	4.0	5	0	4	5	1	3	34	17.0
<b>TOTAL</b>	<b>65-65</b>	<b>2022/31.1</b>	<b>235-598</b>	<b>.393</b>	<b>96-281</b>	<b>.342</b>	<b>155-196</b>	<b>.791</b>	<b>38</b>	<b>309</b>	<b>347</b>	<b>5.3</b>	<b>134</b>	<b>2</b>	<b>317</b>	<b>192</b>	<b>46</b>	<b>82</b>	<b>721</b>	<b>11.1</b>

#### Rob Howard

Season	gp-gs	min/avg	Total		3-Point		F-Throws		Rebounds				Scoring							
			fg-fga	pct	fg-fga	pct	ft-fa	pct	off	def	tot	avg	pf	fo	ast	to	blk	stl	pts	avg
2018-19	2-0	36/18.0	3-8	.375	0-4	.000	0-0	.000	0	8	8	4.0	8	1	2	2	1	0	6	3.0
<b>TOTAL</b>	<b>2-0</b>	<b>36/18.0</b>	<b>3-8</b>	<b>.375</b>	<b>0-4</b>	<b>.000</b>	<b>0-0</b>	<b>.000</b>	<b>0</b>	<b>8</b>	<b>8</b>	<b>4.0</b>	<b>8</b>	<b>1</b>	<b>2</b>	<b>2</b>	<b>1</b>	<b>0</b>	<b>6</b>	<b>3.0</b>

### Individual Career History

#### Dominique Matthews

Season	gp-gs	min/avg	Total		3-Point		F-Throws		Rebounds				Scoring							
			fg-fga	pct	fg-fga	pct	ft-fa	pct	off	def	tot	avg	pf	fo	ast	to	blk	stl	pts	avg
2015-16	9-8	204/22.7	30-88	.341	9-26	.346	18-31	.581	6	19	25	2.8	26	2	19	18	0	3	87	9.7
2016-17	35-14	758/21.7	127-312	.407	61-169	.361	67-89	.753	22	82	104	3.0	64	2	41	52	4	22	382	10.9
2017-18	36-12	674/18.7	94-264	.356	52-154	.338	42-59	.712	18	43	61	1.7	46	0	26	40	9	18	282	7.8
2018-19	1-0	12/12.0	1-7	.143	1-4	.250	0-0	.000	0	4	4	4.0	0	0	1	1	0	2	3	3.0
<b>TOTAL</b>	<b>81-34</b>	<b>1648/20.3</b>	<b>252-671</b>	<b>.376</b>	<b>123-353</b>	<b>.348</b>	<b>127-179</b>	<b>.709</b>	<b>46</b>	<b>148</b>	<b>194</b>	<b>2.4</b>	<b>136</b>	<b>4</b>	<b>87</b>	<b>111</b>	<b>13</b>	<b>45</b>	<b>754</b>	<b>9.3</b>

#### Marcus Ottey

Season	gp-gs	min/avg	Total		3-Point		F-Throws		Rebounds				Scoring							
			fg-fga	pct	fg-fga	pct	ft-fa	pct	off	def	tot	avg	pf	fo	ast	to	blk	stl	pts	avg
2016-17	30-9	747/24.9	114-255	.447	18-47	.383	69-95	.726	20	67	87	2.9	68	0	53	72	2	21	315	10.5
2017-18	36-26	1003/27.9	184-355	.518	25-73	.342	104-124	.839	19	101	120	3.3	79	1	65	69	15	32	497	13.8
2018-19	2-2	52/26.0	12-25	.480	2-9	.222	9-11	.818	3	5	8	4.0	6	0	4	7	0	3	35	17.5
<b>TOTAL</b>	<b>68-37</b>	<b>1802/26.5</b>	<b>310-635</b>	<b>.488</b>	<b>45-129</b>	<b>.349</b>	<b>182-230</b>	<b>.791</b>	<b>42</b>	<b>173</b>	<b>215</b>	<b>3.2</b>	<b>153</b>	<b>1</b>	<b>122</b>	<b>148</b>	<b>17</b>	<b>56</b>	<b>847</b>	<b>12.5</b>

#### Travell Washington

Season	gp-gs	min/avg	Total		3-Point		F-Throws		Rebounds				Scoring							
			fg-fga	pct	fg-fga	pct	ft-fa	pct	off	def	tot	avg	pf	fo	ast	to	blk	stl	pts	avg
2018-19	2-2	31/15.5	2-6	.333	1-2	.500	0-0	.000	0	4	4	2.0	3	0	0	3	0	0	5	2.5
<b>TOTAL</b>	<b>2-2</b>	<b>31/15.5</b>	<b>2-6</b>	<b>.333</b>	<b>1-2</b>	<b>.500</b>	<b>0-0</b>	<b>.000</b>	<b>0</b>	<b>4</b>	<b>4</b>	<b>2.0</b>	<b>3</b>	<b>0</b>	<b>0</b>	<b>3</b>	<b>0</b>	<b>0</b>	<b>5</b>	<b>2.5</b>

#### Jacob Wiley

Season	gp-gs	min/avg	Total		3-Point		F-Throws		Rebounds				Scoring							
			fg-fga	pct	fg-fga	pct	ft-fa	pct	off	def	tot	avg	pf	fo	ast	to	blk	stl	pts	avg
2017-18	26-0	205/7.9	18-37	.486	2-6	.333	7-19	.368	7	34	41	1.6	31	0	9	12	5	5	45	1.7
2018-19	1-0	13/13.0	0-1	.000	0-0	.000	2-2	1.000	2	4	6	6.0	2	0	0	1	0	0	2	2.0
<b>TOTAL</b>	<b>27-0</b>	<b>218/8.1</b>	<b>18-38</b>	<b>.474</b>	<b>2-6</b>	<b>.333</b>	<b>9-21</b>	<b>.429</b>	<b>9</b>	<b>38</b>	<b>47</b>	<b>1.7</b>	<b>33</b>	<b>0</b>	<b>9</b>	<b>13</b>	<b>5</b>	<b>5</b>	<b>47</b>	<b>1.7</b>