




Follow the Flames on Social Media

-  @UICBaseball
-  @UICBaseball
-  @UICFlamesBaseball
- # #TOGETHERasONE | #HLBase



UIC Athletic Communications

839 W. Roosevelt Rd.
Chicago, IL 60608
Dir. of Comm./BASE Contact: Dan Yopchick
Office: 312-413-9340 Cell: 847-254-0404
E-mail: yopchick@uic.edu
Web: UICFlames.com
Twitter: @UICBaseball | @dyopchick

UIC Flames (39-15, 22-8 Horizon League) at NCAA Hattiesburg Regional

June 2-5

Pete Taylor Park/Hill Denson Field | Hattiesburg, Miss.

2017 Schedule/Results

Overall: 39-15 Horizon League: 22-8
Home: 26-5 Road: 11-9 Neutral: 2-1

DATE	OPPONENT	RESULT/TIME
2/17	vs. Prairie View A&M [^]	L, 5-4
2/18	at New Orleans [^]	L, 8-5
2/19-1	vs. Grambling State [^]	W, 9-3
2/19-2	vs. Prairie View A&M [^]	W, 6-1
2/24	at No. 7 Vanderbilt	W, 5-3 (10)
2/25	at No. 7 Vanderbilt	L, 6-2
2/26	at No. 7 Vanderbilt	W, 5-2 (11)

3/3	at Missouri	L, 7-2
3/4	at Missouri	L, 6-4
3/5	at Missouri	L, 11-10
3/7	at Northwestern	W, 9-2 (7)
3/9	CHICAGO STATE	W, 8-0
3/12	at Chicago State	W, 4-3
3/18	YOUNGSTOWN STATE*	W, 10-2
3/19-1	YOUNGSTOWN STATE*	W, 3-0
3/19-2	YOUNGSTOWN STATE*	W, 1-0 (12)
3/21	at Northwestern	W, 7-1
3/24-1	VALPARAISO*	W, 10-7
3/24-2	VALPARAISO*	L, 4-2
3/26	VALPARAISO*	W, 8-1
3/28	NORTHERN ILLINOIS	W, 6-1

4/1-1	MILWAUKEE*	W, 11-4
4/1-2	MILWAUKEE*	W, 5-0
4/2	MILWAUKEE*	W, 8-7
4/4	NORTHWESTERN	W, 3-0
4/7	OAKLAND*	W, 5-1
4/8	OAKLAND*	L, 6-3
4/9	OAKLAND*	W, 14-7
4/11	at Northern Illinois	W, 17-3
4/13	NORTHERN KENTUCKY*	W, 5-2
4/14	NORTHERN KENTUCKY*	W, 4-0
4/15	NORTHERN KENTUCKY*	W, 7-2
4/18	VITERBO	W, 9-2
4/21-1	at Youngstown State*	W, 23-2
4/21-2	at Youngstown State*	W, 6-2
4/23-1	at Northern Kentucky*	W, 5-3
4/23-2	at Northern Kentucky*	L, 6-2
4/25	CHICAGO STATE	W, 7-0
4/28-1	GEORGIA TECH	L, 3-0
4/28-2	GEORGIA TECH	W, 1-0

5/5-1	OAKLAND*	W, 13-2
5/5-2	OAKLAND*	L, 7-3
5/6-1	MILWAUKEE*	L, 3-1
5/6-2	MILWAUKEE*	W, 10-2
5/13-1	WRIGHT STATE*	W, 5-0
5/13-2	WRIGHT STATE*	W, 6-3
5/14-1	at Valparaiso*	W, 2-0
5/14-2	at Valparaiso*	L, 7-6
5/18	at Wright State*	L, 6-4
5/19	at Wright State*	L, 3-2
5/20	at Wright State*	W, 5-2
5/25	No. 5 OAKLAND %	W, 8-0
5/26	No. 2 WRIGHT STATE %	W, 4-1
5/27	No. 2 WRIGHT STATE %	W, 4-2
6/2	at No. 1 Southern Miss #	1:00 p.m.
6/3	vs. Hattiesburg Regional #	TBA
6/4	vs. Hattiesburg Regional #	TBA
6/5	vs. Hattiesburg Regional (If Nec.) #	TBA

Schedule Notes:
All times listed Central Standard
Home Games are played at Curtis Granderson Stadium, listed in **BOLD CAPS**
[^] MLB Urban Youth Invitational (New Orleans, La.)
* Horizon League game
% Tournament hosted by UIC (Chicago, Ill.)
NCAA Regional (Hattiesburg, Miss.)

REGIONAL PARTICIPANTS



No. 1 Southern Miss
48-14
1st - Conference USA



No. 2 Mississippi St.
36-24
3rd - SEC West



No. 3 South Alabama
39-19
2nd - Sun Belt



No. 4 UIC
39-15
1st - Horizon League

AROUND THE HORN

BEST OF THE BEST

- The 2017 Flames (39-15) became the fastest team in program history to reach 30 wins with a 1-0 walk-off win over Georgia Tech on April 28.
- This team beat the old record by one game, as the 2002 squad won for the 30th time in its 41st game.
- The 2002, 2003 and 2017 teams share the current program record for wins in a season with 39.
- UIC has now won at least 30 games a total of 13 times in program history and 10 times under head coach Mike Dee, including this campaign.
- Before this season, the program last won at least 30 games in 2008 (35). That season was the last in a streak of eight consecutive seasons with at least 32 victories.

PITCHING PROWESS

- The Flames rank second in the NCAA with an earned-run average of 2.57 through May 28, behind only No. 1 Oregon State (1.84).
- The lowest single-season ERA in UIC program history belongs to the 2003 staff, which finished that year with a mark of 3.19.
- The team's WHIP (1.08) & hits allowed/9IP (6.85) are second only to Oregon State (0.98; 6.32).
- UIC has pitched 11 shutouts, one behind Oregon State for the lead in the NCAA.
- The Flames own three of the top six qualifying ERA's in the Horizon League.
- Jake Dahlberg** is first (2.09), **Reid Birlingmair** is third (2.75), and **Jack Andersen** is sixth (3.30).
- UIC's fourth starter, freshman **Jacob Key**, owns a 2.44 ERA in 51.2 IP (12 appearances/10 starts).
- Reliever **Alex Padilla** boasts a 0.49 ERA (2 ER/37.0 IP) and a team-high 10 saves out of the bullpen.
- The Horizon League Relief Pitcher of the Year did not allow a run in 15 Horizon League outings with 18 strikeouts and eight walks in 22.1 IP.

FLAMES BREAKDOWN

Record	39-15
Current Streak	Won 4
Last Road Trip	2-3
Last Homestand	3-0 (HL Tournament)
Last 10 Games	7-3
Series Record	12-2-5
Series First Game	13-4
Home/Road/Neutral	26-5/11-9/2-1
Day/Night	36-12/3-3
vs. RHS/LHS	27-13/12-2
vs. Top 25	2-1
vs. Non-conference	14-7
vs. Horizon League	22-8
Comeback Wins	10
Extra Innings	3-0
Walk-offs	2-2
One-Run/Two-Run Games	4-4/3-4
Ahead After 6/7/8	31-4/30-2/34-1
Behind After 6/7/8	3-9/1-12/0-13
Tied After 6/7/8	5-2/7-1/4-1
Flames/opp. Score First	29-7/10-8
Flames/opp. Score 4+	35-5/4-11
Flames/opp. Score 3 or Less	5-9/32-3
Feb/March	4-3/10-4
April/May	16-3/9-5

PROBABLE STARTING PITCHERS

- Game One:**
LHP Jake Dahlberg (10-2, 2.09 ERA)
- Game Two:**
RHP Reid Birlingmair (7-4, 2.75 ERA)
- Game Three:**
RHP Jack Andersen (5-2, 3.30 ERA)
- Game Four:**
RHP Jacob Key (6-0, 2.44 ERA)

HORIZON LEAGUE STANDINGS

	AS OF MAY 27			OVERALL		
	W	L	PCT	W	L	PCT
UIC	22	8	.733	39	15	.722
Wright State	21	9	.700	38	21	.644
No. Kentucky	17	13	.567	25	33	.431
Valparaiso	13	15	.464	24	29	.453
Oakland	11	19	.367	17	40	.298
Milwaukee	10	18	.357	22	32	.407
Youngstown St.	9	21	.300	15	40	.273

UIC QUICK FACTS

Founded 1896
 LocationChicago, Ill. 60608
 ConferenceHorizon League
 Stadium (Cap.)Curtis Granderson Stadium (1,785)
 NicknameFlames
 ColorsNavy Blue and Fire Engine Red
 Enrollment29,048
 ChancellorMichael Amiridis
 Director of AthleticsJim Schmidt
 Senior Associate AD (Baseball Liaison)Denny Willis
 Athletic Ticket Office Phone312-413-8421

BASEBALL STAFF

Head CoachMike Dee
 Alma Mater/Year.....UW-LaCrosse/1979
 Record at UIC (Years)/Career589-458-2
 (18 seasons)/same
 Associate Head CoachSean McDermott
 Assistant CoachJohn Flood
 Volunteer Assistant CoachBrian Harris
 Director of Baseball OperationsBill Seiple
 Strength & Conditioning Coach.....Nick Zostautas
 Athletic Trainer.....Pat Donovan

TEAM INFORMATION

2016 Overall Rcord.....25-30
 Home/Away/Netral.....13-7/11-22/1-1
 2016 Horizon League Rcord.....15-12
 2016 Horizon League Finish.....4th
 Letterwinners Returning/Lost.....20/8
 Newcomers.....12
 Roster by Class (Fr./So./Jr./Sr.).....8/10/9/7

HISTORY

First Year of Basball.....1949
 All-Time Record.....1,519-1,390-10
 Reg. Season Conference Championships.....12
 NCAA Appearances.....5

ATHLETIC COMMUNICATIONS

Primary Baseball Contact.....Dan Yopchick
 Office312-413-9340
 Cell.....847-254-0404
 E-mail.....yopchick@uic.edu
 Web site.....www.uicflames.com
 Twitter.....@UICBaseball
 Facebook.....UIC Flames Baseball
 Instagram.....uicbaseball

HORIZON LEAGUE WEEKLY AWARD WINNERS

DATE	WINNER	AWARD	OF NOTE
F27	Connor Ryan	Pitcher	Win & save in series win at #7 Vanderbilt
M13	Jake Dahlberg	Pitcher	Allowed 1 hit in 6.0 IP vs. Chicago State
M27	Scott Ota	Batter	Batted .533 with 10 RBI in 4 games
A3	Reid Birlingmair	Pitcher	Threw CG shutout vs. Milwaukee
A10	Jake Dahlberg	Pitcher	6.1 scoreless IP w/8 Ks vs. Oakland
A17	Reid Birlingmair	Pitcher	Retired 21 straight in shutout win vs. NKU
M1	Jake Dahlberg	Pitcher	8.0 scoreless IP in 1-0 shutout of Georgia Tech

DEFENSIVE DANDIES

- UIC not only leads the Horizon League, but the entire NCAA lead with a fielding percentage of .985 through May 28, just ahead of Texas and Michigan (.983).
- UIC’s 31 errors are the fewest in the country in 2017, four less than Stony Brook.
- The Flames boasted a fielding percentage of .986 through 30 Horizon League games. They were charged with 16 errors (0.53 per game) vs. conference foes.
- Second baseman **David Cronin** leads the Horizon League in assists with 179, while shortstop **Cody Bohanek** ranks second with 176. The next closest player, Wright State’s **Matt Morrow**, owns 154.
- Outfielder **Scott Ota** boasts the Horizon League’s only spotless fielding percentage among qualifiers. He has added four assists from his post in right field. UIC first baseman **Ricardo Ramirez** is third in the League at .996.

DAHLBERG KEEPS DEALING

- Senior **Jake Dahlberg** set a career high with his 10th win of the season against Oakland on May 25. It was his 24th victory in a UIC uniform, which ranks tied for third on the program’s all-time list with both **Ryan Zink** and **Ryan Gehring**.
- He ranks prominently among the national leaders in several statistical categories including: hits allowed per 9 IP (4th; 5.0), victories (6th; 10), and WHIP (7th; 0.85).
- Opponents are hitting .164 against Dahlberg in 15 starts and he is the only Horizon League pitcher with a mark below .200 (teammate **Reid Birlingmair** ranks second at .212).
- The left-hander leads UIC with 75 strikeouts and he became the fifth pitcher in program history to reach 200 for his career on May 13 against Wright State. He fanned four last time out to move to second on the all-time list with 209.

CALABRESE KEEPS CRUSHING

- Junior **Rob Calabrese** hit safely in a career-high 16 games before the streak came to an end in game two of a doubleheader at Valpo on May 14. Calabrese slashed .475/.521/.729 during the stretch with 28 hits, 12 doubles, a home run, 18 RBI and 14 runs scored.
- The catcher reached base safely in 42 consecutive games before that streak concluded on May 14 against the Crusaders. That was the longest streak for any UIC player since **Justin Johnson’s** 39 in a row to conclude the 2006 season.
- The Horizon League Player of the Year batted .383 in conference games. He had 15 doubles in HL games to lead all players and 44 hits to rank tied for second.
- The Staten Island, N.Y., native leads the Horizon League and ranks 12th in the NCAA with 23 doubles. He leads UIC and ranks tied for fourth in the conference with 48 RBI in all games.

LAUNCHING THE LONG BALL

- Six different UIC hitters, who are in at least their second season with the Flames, have set a career high in the home run category this spring.
- UIC’s 39 team home runs are the most since clubbing 49 in 2010. That was the final season before the introduction of the Bat-Ball Coefficient of Restitution (BBCOR).
- **Ricardo Ramirez** leads the team and is tied for eighth in the Horizon League with nine home runs in 2017. His last home run was an inside-the-park shot against Milwaukee on May 6.
- **Rob Calabrese** and **Cody Bohanek** rank tied for second on the squad with seven home runs apiece. They each have an increase of +5 from 2016, the largest of anyone on the roster.

TAKE IT FOR THE TEAM

- Senior **Cody Bohanek** has been hit by a pitch 18 times this season to lead UIC and rank second in the Horizon League in that category.
- The Oak Lawn, Ill., native has been plunked 40 times as a member of the Flames, tied for third-most in program history.
- **Steve McGuigan** is UIC’s all-time leader after being hit 53 times from 2008-11.

PERFECT TEN

- Ten members of the UIC baseball program were honored when the Horizon League announced its 2017 postseason award winners on May 23. That matches the 2003 squad for the most postseason honorees in program history.
- For the first time ever, UIC boasted the Player of the Year (**Rob Calabrese**), Pitcher of the Year (**Jake Dahlberg**), Relief Pitcher of the Year (**Alex Padilla**) and Coach of the Year (**Mike Dee**) in the same season.
- Calabrese is the fourth Flame in program history to earn Player of the Year plaudits, joining **Curtis Granderson** (2002), **Chuck Peters** (2003) and former teammate **Jeff Boehm** (2015).
- Dahlberg claimed the Pitcher of the Year award for the second time in three years, becoming the first player in Horizon League history to win that award multiple times. He is only the third player, at any position, to win two Horizon League specialty awards. **Jeff Beasley** of Butler was named the Player of the Year in 1996 and 1998, while Wright State's **Andrew Elliott** was the League's Relief Pitcher of the Year in 2014 and 2015.
- Padilla becomes the second different UIC reliever to be named the Relief Pitcher of the Year in as many seasons. **Trevor Lane**, who claimed the recognition in 2016, is currently pitching for the Charleston RiverDogs, the Class A affiliate of the New York Yankees.
- Dee won the conference's Coach of the Year Award for the 10th time in 19 seasons. He also won the award eight times between 1999-2008, and most recently in 2015.
- Calabrese (C), Dahlberg (SP) and Padilla (RP) were named to the All-Horizon League First Team, as was shortstop **Cody Bohanek**.
- UIC placed a League-high four players on the All-Horizon League Second Team, as well. Second baseman **David Cronin**, center fielder **Mickey McDonald** and starting pitchers **Jack Andersen** and **Reid Birlingmair** each earned nods.
- Newcomer **Jacob Key** rounds out the list of UIC honorees as the starting pitcher claimed a spot on the All-Freshman Team.

MAKE SPACE IN THE TROPHY CASE

- UIC secured its 12th Horizon League regular-season title at Wright State on May 20. After entering the series with a two-game lead, but dropping the first two games by a combined three runs, the Flames came from behind to win the regular-season finale, 5-2.
- Since 1996, UIC owns 12 Horizon League crowns, most of any program in conference history. Wright State is second on the list with five, while Milwaukee and former League member Butler have claimed three apiece.

**WHERE WE RANK...
CURRENT FLAMES IN THE UIC ALL-TIME RECORD BOOK**

Walks

- 156 Jim Phillios
- 153 Kelly Kropp
- 110 Tony Zaffaro
- 108 Hal Olofsson
- 107 Curtis Granderson
- 106 Carmen Carcone
- 98 Eric Bradley
- 96 Pete Lotus
- 94 Craig Kristufek
- 83 Bob Rosinski
- 82 Cody Bohanek**

Hit-By-Pitch

- 53 Steve McGuiggan
- 42 Ty Rubio
- 40 Chad Schroeder**
Cody Bohanek
- 38 Jody Brown
Joe Betcher
- 36 Jacob McNamara
- 33 Mike Hughes
- 32 Jason Ganek
- 31 Tyler Detmer

At-Bats

- 801 Andy Leonard
- 784 Bryan Russo
- 761 Steve McGuiggan
- 748 J.P. Moran
- 745 Jason Ganek
- 706 Mike Bruszer
- 701 Bob Rosinski
- 695 Jim Phillios
- 680 John Rosner
- 677 Cody Bohanek**

Wins

- 27 Zach Peterson
- 26 Steve Carlson
- 24 Ryan Gehring**
Ryan Zink
Jake Dahlberg
- 21 Brett Davis
- 19 Jon Piazza
- 18 Ian Lewandowski
- 17 Don Kinnunen
- 15 Bob Villasenor

Saves

- 30 Brett Davis
- 16 David Haehnel
- 13 David Cales
Adam Worthington
- 10 Ryan Hinchley**
Alex Padilla
- 9 Steve Carlson
Jason Foster
- 7 Alex Posey
- 6 Ryan Zink

Strikeouts

- 258 Steve Carlson
- 209 Jake Dahlberg**
- 208 Ryan Zink
- 206 Zach Peterson
- 202 Wes Gillam
- 193 Ed Chibe
- 188 Ryan Gehring
- 179 RC Lichtenstein
- 177 Adam Worthington
- 175 Brett Davis

Starts

- 52 Ian Lewandowski
- 48 Tadd Gibson
- 43 Jake Dahlberg**
- 42 Zach Peterson
- 40 Ryan Zink**
Jack Andersen
- 39 Joey Begel
- 38 Ryan Gehring
- 35 Jim Shortall
- 33 RC Lichtenstein

Appearances

- 112 Brett Davis
- 107 Adam Worthington
- 83 Eric Wyman
- 82 Mitchell Schulewitz**
- 77 Tim Suminski
- 76 Steve Carlson
- 72 Zach Peterson
- 69 Brad Riegler
- 68 David Haehnel
- 67 Matt Salemi
Joey Begel

Innings Pitched

- 351.2 Ian Lewandowski
- 333.1 Zach Peterson
- 286.0 Joey Begel
- 284.2 Ryan Zink
- 279.0 Jake Dahlberg**
- 277.0 Ed Chibe
- 274.1 Steve Carlson
Ryan Gehring
- 264.2 Don Kinnunen
- 255.2 RC Lichtenstein
- 251.0 Jack Andersen**



**UIC'S
NCAA REGIONAL
HISTORY**

2008

COLLEGE STATION

May 30

Texas A&M 15, UIC 1

May 31

UIC 9, Dallas Baptist 5

June 1

Houston 14, UIC 11

All-Tournament Team:

Jake Carr, OF

2007

LONG BEACH

June 1

UIC 4, Long Beach St. 1

June 2

UCLA 3, UIC 1

June 3

Long Beach St. 4, UIC 3

All-Tournament Team:

Ryan Zink, SP

Chad Schroeder, INF

2005

LINCOLN

June 3

Nebraska 8, UIC 6

June 4

NC State 9, UIC 7

All-Tournament Team:

Shane Crowder, OF

Ted Rosinski, DH

2003

PALO ALTO

May 30

Stanford 9, UIC 2

May 31

Richmond 5, UIC 0

KINGS OF THE CLASSROOM

- For the third consecutive semester, UIC's baseball program registered a team grade-point average above 3.0.
- The Flames posted a mark of 3.21 during the season this spring after earning a mark of 3.13 in the fall.
- Seven members of the program tallied a spotless 4.0 GPA this spring.
- Four members of the squad were named to the Horizon League All-Academic Team. Senior **Mitchell Schulewitz** was honored for the first time, as were sophomores **Reid Birlingmair** and **Charlie Cerny**. Senior **Ricardo Ramirez** was named to the All-Academic Team for the second consecutive season.

HAVE GLOVE, WILL TRAVEL

- Redshirt junior **Mickey McDonald** has started all 54 games in center field for the Flames.
- From 2014-15, McDonald was an All-Horizon League third baseman, earning First Team honors as a sophomore in 2015 after collecting a Second Team nod as a freshman in 2014.
- The San Mateo, Calif., native missed the entire 2016 season and received a medical redshirt before switching positions.
- Despite having no experience there, McDonald earned All-Horizon League Second Team honors in the outfield this season. He batted .324 in conference play with nine extra-base hits, 12 stolen bases and 12 RBI.

INKED IN THE LINEUP

- Five Flames have been in the starting lineup for each of UIC's 54 games, while a sixth has played in every game and started all but one.
- **Cody Bohanek** and **David Cronin** have started every game at shortstop and second base, respectively, while **Mickey McDonald** has opened each contest in center field.
- **Ricardo Ramirez** has 53 starts at first base and one as the designated hitter, while the durable **Rob Calabrese** has 50 starts behind the plate and four as the DH.
- **Scott Ota** has started 53 games in right field and appeared in all 54.
- Of UIC's nine projected starters in the lineup, none has fewer than 46 starts this year.
- On the mound UIC has utilized five starting pitchers to open its 54 games. **Jake Dahlberg** owns a team-high 15 starts, just ahead of **Reid Birlingmair** (14) and **Jack Andersen** (13). **Jacob Key** has made 10 starts, while **Ryan Campbell** has made a pair.

TOP TOURNAMENT PERFORMERS


- After winning the Horizon League Championship at Granderson Stadium on Saturday, five Flames were named to the All-Tournament Team, the most since 2009.
- Second baseman **David Cronin** was named the Most Valuable Player. The infielder hit two triples in the tournament, including one that drove in two runs and gave UIC the lead for good in the final against Wright State on May 27.
- **Cody Bohanek** batted a team-best .500 (4-of-8) and drove in three runs. **Mickey McDonald** scored three runs and collected three hits, including a team-high two doubles.
- On the mound, **Jake Dahlberg** began the tournament by firing a two-hit shutout over 7.0 innings against Oakland on May 25. **Reid Birlingmair** scattered six hits and allowed one run over 7.0 innings with five strikeouts against Wright State the following day.

TRIPLE THREAT

- The 17-3 win at Northern Illinois on April 11 was not all about offense. The Flames turned a triple play in the bottom of the sixth inning in the decisive victory.
- Freshman **Jacob Key** struck out NIU's **Brad Wood** swinging as **Jason Gasser** broke for second base to try and steal. Flames' catcher **Rob Calabrese** threw Gasser out as **Mike Roberson** attempted to rush home. UIC's **Cody Bohanek** fired a throw back to Calabrese and the backstop applied the tag for the third and final out on the play.

SAYONARA, SENIORS

- UIC's roster features seven graduating seniors: **Jack Andersen, Cody Bohanek, Jake Dahlberg, Brandon Gibis, Ricardo Ramirez, Connor Ryan and Mitchell Schulewitz**.
- Bohanek, Gibis and Ramirez have combined to make 154 starts this season alone, while the other four have made 28 starts and 39 relief appearances for the Flames in 2017.



#	Name	YR.	POS.	HT	WT	B/T	Hometown/High School/Last School
2	David Cronin	RS Jr.	INF	5-9	170	L/R	Orland Park, Ill./Sandburg
3	Brandon Gibis	Sr.	INF/OF	5-10	180	R/R	Wauconda, Ill./Wauconda/Madison College
5	Josh Gere	So.	OF	5-10	180	R/R	Kingwood, Texas/Kingwood
6	Thomas Norton	So.	INF	5-10	180	R/R	Chicago, Ill./Notre Dame
7	Riley Hebert	RS Fr.	OF	6-2	190	L/R	Baton Rouge, La./Salisbury
9	Scott Ota	So.	INF/OF	5-10	185	L/L	Foster City, Calif./Junipero Serra
10	Matt Bottcher	Fr.	INF/OF	5-10	160	L/R	Romeoville, Ill./Romeoville
11	Garrett Myers	Jr.	OF	5-10	170	R/R	Happy Valley, Ore./Clackamas/Lower Columbia CC
12	Jack Andersen	RS Sr.	RHP	6-4	190	R/R	Palatine, Ill./Fremd H.S.
13	Jake Dahlberg	Sr.	LHP	6-1	205	L/L	Vancouver, Wash./Heritage/Mt. Hood CC
15	Joey Fredrickson	Jr.	RHP	5-9	170	R/R	Tinley Park, Ill./Lincoln-Way North/Black Hawk College
16	Mickey McDonald	RS Jr.	INF/OF	6-3	170	S/R	San Mateo, Calif./Junipero Serra
17	Reid Birlingmair	So.	RHP	5-10	185	L/R	Normal, Ill./Normal West
18	Mitchell Schulewitz	Sr.	RHP	5-10	175	R/R	Mundelein, Ill./Mundelein
20	Austin Smith	Jr.	RHP	6-1	200	R/R	Huffman, Texas/Hargrave
21	Noah Masa	RS So.	RHP	5-8	175	R/R	Homer Glen, Ill./Lockport
22	Fred Gosbeth	RS Fr.	RHP	6-2	205	R/R	West Chicago, Ill./West Chicago
23	Ricardo Ramirez	Sr.	INF	6-2	205	R/R	Chicago, Ill./De La Salle Institute
24	Rob Calabrese	Jr.	C	6-1	195	R/R	Staten Island, NY/Poly Prep County Day
25	Alex Padilla	RS So.	RHP	6-0	170	R/R	Chicago, Ill./De La Salle Institute/Jefferson College
27	Bowen Ogata	Jr.	C	6-1	195	R/R	Boise, Idaho/Bishop Kelly/Mt. Hood CC
29	Alex Dee	So.	INF	6-1	180	R/R	Onalaska, Wis./St. Thomas Aquinas
31	Chris Macahon	RS Fr.	INF	6-1	180	R/R	Palatine, Ill./Palatine/Mesa CC
32	Connor Ryan	Sr.	RHP	6-1	175	R/R	Homer Glen, Ill./Lockport/Prairie State College
33	Jacob Key	Fr.	RHP	6-2	160	R/R	Murfreesboro, Tenn./Siegel
34	Wyatt Trautwein	Jr.	RHP	6-4	190	R/R	Barrington, Ill./Barrington/College of DuPage
35	Cody Bohanek	Sr.	INF	6-1	195	R/R	Oak Lawn, Ill./Marist
38	Sam Ballard	Fr.	LHP	5-11	185	L/L	Alton, Ill./Alton
45	Derrick Patrick	So.	OF	6-1	185	L/L	Chicago, Ill./Westinghouse
49	Danny Riley	RS So.	RHP	5-11	195	R/R	Naperville, Ill./Naperville North
50	Ryan Campbell	Jr.	RHP	6-3	220	R/R	Carmel, Ind./Carmel/Wabash Valley College
51	Joshua Figueroa	Fr.	C	5-9	180	R/R	Chicago, Ill./De La Salle Institute
52	Jordan Krueger	Fr.	LHP	6-2	225	L/L	Mukwonago, Wis./Mukwonago
53	Charlie Cerny	So.	RHP	6-5	205	L/R	Bloomington, Ill./Bloomington

Head Coach: Mike Dee (19th Season)

Associate Head Coach: Sean McDermott (19th Season)

Assistant Coach: John Flood (Ninth Season)

Volunteer Assistant Coach: Brian Harris (Second Season)

Director of Operations: Bill Seiple (First season)

Athletic Trainer: Pat Donovan (14th season)

PRONUNCIATIONS:

#5 Josh Gere – GEAR

#7 Riley Hebert – AY-bair

#17 Reid Birlingmair – bur-ling-MARE

#27 Bowen Ogata – og-GAH-tah

#34 Wyatt Trautwein – trout-WINE

#35 Cody Bohanek – bow-HAN-eck

#52 Jordan Krueger – KREE-grr

#53 Charlie Cerny – sir-NEE



2017 UIC Flames Baseball
Overall Statistics for UIC (as of May 27, 2017)
(All games Sorted by Batting avg)



Record: 39-15 Home: 26-5 Away: 11-9 Neutral: 2-1 Horizon: 22-8

Player	avg	gp-gs	ab	r	h	2b	3b	hr	rbi	tb	slg%	bb	hp	so	gdp	ob%	sf	sh	sb-att	po	a	e	fld%	
24 CALABRESE, Rob	.357	54-54	196	44	70	23	0	7	48	114	.582	20	9	23	6	.429	6	3	3-6	343	39	2	.995	
2 CRONIN, David	.320	54-54	206	49	66	4	2	6	31	92	.447	36	6	27	2	.432	2	2	14-20	111	179	2	.993	
35 BOHANEK, Cody	.302	54-54	205	42	62	11	0	7	46	94	.459	26	18	44	2	.417	5	3	8-12	89	176	7	.974	
23 RAMIREZ, Ricardo	.290	54-54	193	36	56	15	0	9	40	98	.508	32	4	41	3	.398	2	5	0-2	511	24	2	.996	
3 GIBIS, Brandon	.288	52-46	156	21	45	5	1	1	23	55	.353	10	5	29	1	.349	1	11	3-4	55	14	2	.972	
9 OTA, Scott	.279	54-53	201	37	56	10	2	4	42	82	.408	17	3	24	6	.330	9	4	3-4	87	4	0	1.000	
16 McDONALD, Mickey	.263	54-54	198	33	52	14	0	1	18	69	.348	15	3	42	4	.321	2	3	15-17	133	2	3	.978	
27 OGATA, Bowen	.262	49-47	168	18	44	5	1	2	19	57	.339	11	5	30	3	.321	3	7	0-0	42	2	2	.957	
6 NORTON, Thomas	.260	49-48	181	35	47	8	0	2	15	61	.337	22	11	42	3	.374	0	3	4-7	26	100	6	.955	

7 HEBERT, Riley	.333	8-1	9	1	3	0	0	0	4	3	.333	2	1	5	0	.500	0	0	0-0	0	0	0	.000	
11 MYERS, Garrett	.273	13-2	11	2	3	1	0	0	0	4	.364	2	1	5	0	.429	0	1	0-0	0	0	0	.000	
10 BOTTCHEER, Matt	.205	28-19	73	9	15	0	0	0	9	15	.205	9	0	14	4	.289	1	0	2-4	18	0	1	.947	
5 GERE, Josh	.167	17-0	6	1	1	0	0	0	0	1	.167	2	0	1	0	.375	0	1	0-0	5	0	0	1.000	
45 PATRICK, Derrick	.000	1-0	1	0	0	0	0	0	0	0	.000	0	0	1	0	.000	0	0	0-0	0	0	0	.000	
49 RILEY, Danny	.000	1-0	1	0	0	0	0	0	0	0	.000	0	0	0	0	.000	0	0	0-0	1	0	0	1.000	
Totals	.288	54	1805	328	520	96	6	39	295	745	.413	204	66	328	34	.375	31	43	52-76	1438	626	31	.985	
Opponents	.213	54	1711	161	365	66	0	25	143	506	.296	155	34	383	40	.290	10	20	22-38	1410	554	53	.974	

LOB - Team (411), Opp (333). DPs turned - Team (51), Opp (43). CI - Team (2), OGATA 2. IBB - Team (4), GIBIS 1, OTA 1, BOHANEK 1, CRONIN 1, Opp (3). Picked off - BOHANEK 1, OTA 1, CALABRESE 1.

(All games Sorted by Earned run avg)

Player	era	w-l	app	gs	cg	sho	sv	ip	h	r	er	bb	so	2b	3b	hr	b/avg	wp	hp	bk	sfa	sha
13 DAHLBERG, Jake	2.09	10-2	15	15	0	0/4	0	99.0	55	27	23	29	75	14	0	4	.164	2	7	0	2	2
17 BIRLINGMAIR, Reid	2.75	7-4	14	14	1	1/2	0	88.1	66	29	27	23	74	13	0	8	.212	3	5	0	0	9
12 ANDERSEN, Jack	3.30	5-2	13	13	0	0/2	0	71.0	69	30	26	18	51	15	0	4	.253	4	5	1	2	1

49 RILEY, Danny	0.00	0-0	4	0	0	0/0	0	2.2	1	1	0	2	5	0	0	0	.111	0	0	0	0	0
25 PADILLA, Alex	0.49	2-1	27	0	0	0/5	10	37.0	24	4	2	11	32	4	0	1	.186	3	1	0	0	1
20 SMITH, Austin	1.86	1-0	8	0	0	0/1	0	9.2	9	2	2	5	7	2	0	2	.257	0	1	0	0	0
18 SCHULEWITZ, Mitchell	2.01	3-1	19	0	0	0/4	2	22.1	15	7	5	8	22	1	0	1	.183	1	0	0	1	0
33 KEY, Jacob	2.44	6-0	12	10	0	0/1	0	51.2	45	16	14	23	31	4	0	0	.246	7	5	1	1	5
53 CERNY, Charlie	2.82	0-1	22	0	0	0/4	0	22.1	20	10	7	7	20	1	0	1	.244	2	0	0	1	0
50 CAMPBELL, Ryan	3.00	1-1	16	2	0	0/2	0	24.0	20	10	8	11	17	5	0	0	.233	7	2	0	1	1
32 RYAN, Connor	3.55	3-1	20	0	0	0/4	1	25.1	24	10	10	4	27	6	0	2	.261	2	4	0	2	1
21 MASA, Noah	4.03	1-2	17	0	0	0/2	0	22.1	12	12	10	9	21	1	0	2	.154	1	4	0	0	0
34 TRAUTWEIN, Wyatt	6.75	0-0	4	0	0	0/0	0	2.2	4	2	2	3	0	0	0	0	.364	0	0	0	0	0
52 KRUEGER, Jordan	9.00	0-0	2	0	0	0/0	0	1.0	1	1	1	2	1	0	0	0	.250	0	0	0	0	0
Totals	2.57	39-15	54	54	1	11/10	13	479.1	365	161	137	155	383	66	0	25	.213	32	34	2	10	20
Opponents	5.42	15-39	54	54	3	1/1	8	470.0	520	328	283	204	328	96	6	39	.288	55	66	7	31	43

PB - Team (2), CALABRESE 2, Opp (17). Pickoffs - Team (7), CALABRESE 3, KEY 3, BIRLINGMAIR 1, Opp (3). SBA/ATT - CALABRESE (19-33), ANDERSEN (11-14), DAHLBERG (3-6), KEY (0-4), PADILLA (3-4), OGATA (3-3), SMITH (0-2), BIRLINGMAIR (2-2), CAMPBELL (0-2), SCHULEWITZ (1-1), CERNY (1-1), MASA (1-1), RYAN, C. (0-1).



2017 UIC Flames Baseball
Conference statistics for UIC (as of May 20, 2017)
(Horizon games only Sorted by Batting avg)



Record: 22-8 Home: 17-4 Away: 5-4 Horizon: 22-8

Player	avg	gp-gs	ab	r	h	2b	3b	hr	rbi	tb	slg%	bb	hp	so	gdp	ob%	sf	sh	sb-att	po	a	e	fld%	
24 CALABRESE, Rob	.383	30-30	115	21	44	15	0	3	26	68	.591	9	5	12	1	.436	4	2	0-3	179	22	1	.995	
16 McDONALD, Mickey	.324	30-30	108	20	35	8	0	1	12	46	.426	10	2	17	3	.385	2	1	12-14	90	1	1	.989	
3 GIBIS, Brandon	.317	29-28	101	15	32	4	1	0	15	38	.376	5	2	16	0	.358	1	6	2-3	35	1	1	.973	
9 OTA, Scott	.306	30-30	111	21	34	8	2	1	22	49	.441	12	1	11	2	.364	5	2	1-1	57	1	0	1.000	
2 CRONIN, David	.296	30-30	115	32	34	2	0	5	20	51	.443	23	3	11	2	.420	2	2	6-9	59	93	0	1.000	
35 BOHANEK, Cody	.294	30-30	119	24	35	5	0	5	28	55	.462	12	13	27	1	.414	1	2	3-4	44	87	3	.978	
23 RAMIREZ, Ricardo	.287	30-30	108	17	31	9	0	4	23	52	.481	19	1	22	1	.392	2	2	0-0	294	9	2	.993	
6 NORTON, Thomas	.264	30-30	121	22	32	4	0	2	8	42	.347	14	9	29	1	.382	0	1	1-3	19	66	4	.955	
27 OGATA, Bowen	.236	26-25	89	11	21	2	1	0	12	25	.281	6	3	13	2	.300	2	5	0-0	13	0	1	.929	

11 MYERS, Garrett	.375	4-2	8	1	3	1	0	0	0	4	.500	0	0	3	0	.375	0	1	0-0	0	0	0	.000	
7 HEBERT, Riley	.333	3-0	3	1	1	0	0	0	3	1	.333	1	0	2	0	.500	0	0	0-0	0	0	0	.000	
5 GERE, Josh	.333	10-0	3	1	1	0	0	0	0	1	.333	1	0	0	0	.500	0	1	0-0	3	0	0	1.000	
10 BOTTCHEER, Matt	.227	11-5	22	3	5	0	0	0	3	5	.227	2	0	2	2	.292	0	0	0-0	2	0	0	1.000	
Totals	.301	30	1023	189	308	58	4	21	172	437	.427	114	39	165	15	.386	19	25	25-37	804	333	16	.986	
Opponents	.210	30	964	91	202	36	0	14	85	280	.290	75	24	196	18	.282	6	11	8-15	784	313	26	.977	

LOB - Team (247), Opp (186). DPs turned - Team (24), Opp (20). CI - Team (1), OGATA 1. IBB - Team (3), OTA 1, GIBIS 1, CRONIN 1, Opp (2). Picked off - CALABRESE 1.

(Horizon games only Sorted by Earned run avg)

Player	era	w-l	app	gs	cg	sho	sv	ip	h	r	er	bb	so	2b	3b	hr	b/avg	wp	hp	bks	sfa	sha
12 ANDERSEN, Jack	2.13	4-1	9	9	0	0/2	0	50.2	44	15	12	10	33	6	0	3	.230	3	4	0	2	0
17 BIRLINGMAIR, Reid	2.39	5-3	8	8	1	1/2	0	52.2	35	15	14	10	37	6	0	3	.193	1	4	0	0	6
13 DAHLBERG, Jake	2.82	8-1	9	9	0	0/1	0	60.2	36	20	19	14	42	11	0	2	.172	2	6	0	2	1

25 PADILLA, Alex	0.00	0-0	15	0	0	0/3	7	22.1	14	1	0	8	18	2	0	0	.182	1	0	0	0	1
49 RILEY, Danny	0.00	0-0	1	0	0	0/0	0	1.0	0	0	0	0	1	0	0	0	.000	0	0	0	0	0
52 KRUEGER, Jordan	0.00	0-0	1	0	0	0/0	0	1.0	0	0	0	0	1	0	0	0	.000	0	0	0	0	0
20 SMITH, Austin	1.93	0-0	3	0	0	0/0	0	4.2	6	1	1	3	4	1	0	1	.316	0	1	0	0	0
53 CERNY, Charlie	2.25	0-0	9	0	0	0/1	0	8.0	8	5	2	4	7	1	0	0	.250	1	0	0	0	0
18 SCHULEWITZ, Mitchell	2.87	3-1	12	0	0	0/2	1	15.2	11	6	5	5	14	1	0	1	.193	0	0	0	1	0
32 RYAN, Connor	3.45	1-0	13	0	0	0/3	0	15.2	13	6	6	3	14	2	0	2	.236	1	4	0	1	1
50 CAMPBELL, Ryan	3.75	0-0	6	1	0	0/0	0	12.0	10	5	5	5	9	4	0	0	.233	2	2	0	0	1
33 KEY, Jacob	5.25	1-0	3	3	0	0/0	0	12.0	14	7	7	5	5	1	0	0	.292	1	2	0	0	1
21 MASA, Noah	5.91	0-2	7	0	0	0/0	0	10.2	9	8	7	6	11	1	0	2	.220	1	1	0	0	0
34 TRAUTWEIN, Wyatt	18.00	0-0	1	0	0	0/0	0	1.0	2	2	2	2	0	0	0	0	.400	0	0	0	0	0
Totals	2.69	22-8	30	30	1	6/5	8	268.0	202	91	80	75	196	36	0	14	.210	13	24	0	6	11
Opponents	5.85	8-22	30	30	3	0/0	5	261.1	308	189	170	114	165	58	4	21	.301	30	39	5	19	25

PB - Team (2), CALABRESE 2, Opp (9). Pickoffs - Team (2), KEY 1, CALABRESE 1, Opp (1). SBA/ATT - CALABRESE (7-14), ANDERSEN (4-7), DAHLBERG (1-2), PADILLA (1-2), BIRLINGMAIR (1-1), SCHULEWITZ (1-1), RYAN, C. (0-1), OGATA (1-1), SMITH (0-1).



2017 UIC Flames Baseball
Overall Statistics for UIC (as of May 27, 2017)
 (All games Sorted by Fielding pct)



Player	c	po	a	e	fld%	dp	sba	csb	sba%	pb	ci
9 OTA, Scott	91	87	4	0	1.000	0	0	0	---	0	0
13 DAHLBERG, Jake	17	2	15	0	1.000	1	3	3	.500	0	0
12 ANDERSEN, Jack	12	1	11	0	1.000	0	11	3	.786	0	0
25 PADILLA, Alex	10	3	7	0	1.000	0	3	1	.750	0	0
5 GERE, Josh	5	5	0	0	1.000	0	0	0	---	0	0
50 CAMPBELL, Ryan	5	2	3	0	1.000	0	0	2	.000	0	0
21 MASA, Noah	4	1	3	0	1.000	0	1	0	1.000	0	0
32 RYAN, Connor	3	0	3	0	1.000	0	0	1	.000	0	0
49 RILEY, Danny	1	1	0	0	1.000	0	0	0	---	0	0
52 KRUEGER, Jordan	1	0	1	0	1.000	0	0	0	---	0	0
23 RAMIREZ, Ricardo	537	511	24	2	.996	46	0	0	---	0	0
24 CALABRESE, Rob	384	343	39	2	.995	0	19	14	.576	2	0
2 CRONIN, David	292	111	179	2	.993	45	0	0	---	0	0
16 McDONALD, Mickey	138	133	2	3	.978	0	0	0	---	0	0
35 BOHANEK, Cody	272	89	176	7	.974	40	0	0	---	0	0
3 GIBIS, Brandon	71	55	14	2	.972	1	0	0	---	0	0
27 OGATA, Bowen	46	42	2	2	.957	1	3	0	1.000	0	2
6 NORTON, Thomas	132	26	100	6	.955	3	0	0	---	0	0
33 KEY, Jacob	20	5	14	1	.950	1	0	4	.000	0	0
17 BIRLINGMAIR, Reid	19	2	16	1	.947	1	2	0	1.000	0	0
10 BOTTCHER, Matt	19	18	0	1	.947	0	0	0	---	0	0
18 SCHULEWITZ, Mitchell	11	0	10	1	.909	0	1	0	1.000	0	0
53 CERNY, Charlie	5	1	3	1	.800	1	1	0	1.000	0	0
11 MYERS, Garrett	0	0	0	0	.000	0	0	0	---	0	0
7 HEBERT, Riley	0	0	0	0	.000	0	0	0	---	0	0
34 TRAUTWEIN, Wyatt	0	0	0	0	.000	0	0	0	---	0	0
20 SMITH, Austin	0	0	0	0	.000	0	0	2	.000	0	0
45 PATRICK, Derrick	0	0	0	0	.000	0	0	0	---	0	0
Totals	2095	1438	626	31	.985	51	22	16	.579	2	2
Opponents	2017	1410	554	53	.974	43	52	24	.684	17	0

Hitting minimums - 75% of Games 3.0 TPA/Game



2017 UIC Flames Baseball
Miscellaneous Stats for UIC (as of May 30, 2017)
 (All games)



Multiple Hit Games	2	3	4	5+	Total	Multiple RBI Games	2	3	4	5+	Total
24 CALABRESE, Rob	16	4	-	1	21	35 BOHANEK, Cody	10	4	-	-	14
2 CRONIN, David	15	5	-	-	20	24 CALABRESE, Rob	9	3	-	1	13
35 BOHANEK, Cody	8	7	-	-	15	23 RAMIREZ, Ricardo	8	3	2	-	13
9 OTA, Scott	11	3	-	-	14	9 OTA, Scott	7	2	-	1	10
23 RAMIREZ, Ricardo	9	3	-	-	12	2 CRONIN, David	4	-	1	1	6
16 McDONALD, Mickey	7	5	-	-	12	3 GIBIS, Brandon	4	1	-	-	5
6 NORTON, Thomas	10	2	-	-	12	27 OGATA, Bowen	4	-	-	-	4
27 OGATA, Bowen	7	3	-	-	10	16 McDONALD, Mickey	4	-	-	-	4
3 GIBIS, Brandon	6	3	-	-	9	6 NORTON, Thomas	1	1	-	-	2
10 BOTTCHER, Matt	3	-	-	-	3	7 HEBERT, Riley	1	-	-	-	1
11 MYERS, Garrett	1	-	-	-	1	10 BOTTCHER, Matt	1	-	-	-	1
TEAM	93	35	0	1	129	TEAM	53	14	3	3	73

Hitting Streaks	Longest	Current
24 CALABRESE, Rob	16	1
2 CRONIN, David	13	2
35 BOHANEK, Cody	11	-
27 OGATA, Bowen	10	4
16 McDONALD, Mickey	8	-
6 NORTON, Thomas	8	1
23 RAMIREZ, Ricardo	8	8
9 OTA, Scott	7	-
3 GIBIS, Brandon	7	-
10 BOTTCHER, Matt	3	-
7 HEBERT, Riley	3	-
11 MYERS, Garrett	2	-
5 GERE, Josh	1	-

Reached Base Streaks	Longest	Current
24 CALABRESE, Rob	42	4
6 NORTON, Thomas	28	2
2 CRONIN, David	24	2
35 BOHANEK, Cody	18	5
23 RAMIREZ, Ricardo	13	9
27 OGATA, Bowen	11	4
3 GIBIS, Brandon	11	-
16 McDONALD, Mickey	9	5
9 OTA, Scott	9	8
10 BOTTCHER, Matt	4	-
7 HEBERT, Riley	4	1
11 MYERS, Garrett	3	1
5 GERE, Josh	2	2



2017 UIC Flames Baseball
Games Summary for UIC (as of May 30, 2017)
(All games)



Score by innings	1	2	3	4	5	6	7	8	9	EX	Total
UIC	28	49	42	44	29	29	42	39	20	6	328
Opponents	16	13	20	24	12	22	27	14	13	0	161

Record when ...

Overall	39-15	After 6 leading	31-4
Conference	22-8 trailing	3-9
Non-Conference	17-7 tied	5-2
Home games	26-5	After 7 leading	30-2
Away games	11-9 trailing	1-12
Neutral site	2-1 tied	7-1
Day games	36-12	After 8 leading	34-1
Night games	3-3 trailing	0-13
vs Left starter	12-2 tied	4-1
vs Right starter	27-13		
1-Run games	4-4	Hit 0 home runs	18-12
2-Run games	4-4	... 1 home run	10-2
5+Run games	20-1	... 2+ home runs	11-1
Extra innings	3-0		
Shutouts	11-1	Opponent 0 home runs	29-8
	 1 home run	9-4
	 2+ HRs	1-3
Scoring 0-2 runs	3-7		
..... 3-5 runs	14-6		
..... 6-9 runs	14-1	Made 0 errors	26-5
..... 10+ runs	8-1 1 error	9-7
		... 2+ errors	4-3
Opponent 0-2 runs	29-0		
..... 3-5 runs	7-5	Opp. made 0 errors	11-8
..... 6-9 runs	3-9 1 error	17-5
..... 10+ runs	0-1 2+ errors	11-2
Scored in 1st inning	11-5	Out-hit opponent	31-5
Opp. scored in 1st	6-3	Out-hit by opponent	3-9
Scores first	29-7	Hits are tied	5-1
Opp. scores first	10-8		

Record when team scores:

Runs	0	1	2	3	4	5	6	7	8	9	10+
W-L	0-1	2-1	1-5	2-2	4-3	8-1	4-1	3-0	4-0	3-0	8-1

Record when opponent scores:

Runs	0	1	2	3	4	5	6	7	8	9	10+
W-L	11-0	6-0	12-0	6-3	1-1	0-1	0-5	3-3	0-1	0-0	0-1

Record when leading after:

Inn.	1	2	3	4	5	6	7	8
W-L	10-5	21-5	24-5	27-3	29-4	31-4	30-2	34-1

Record when trailing after:

Inn.	1	2	3	4	5	6	7	8
W-L	5-3	7-5	7-7	4-9	4-9	3-9	1-12	0-13

Record when tied after:

Inn.	1	2	3	4	5	6	7	8
W-L	24-7	11-5	8-3	8-3	6-2	5-2	7-1	4-1

Current winning streak: 4
Longest winning streak: 9
Longest losing streak: 3

Home attendance : 8760 (24 dates avg = 365)
Away attendance : 12251 (20 dates avg = 612)
Total attendance: 21011 (44 dates avg = 477)



2017 UIC Flames Baseball
Game Results for UIC (as of May 30, 2017)
 (All games)



Date	Opponent	Score	Inns	Overall	Horizon	Pitcher of record	Attend	Time
Feb 17, 2017	vs Prairie View A&M	L 4-5	9	0-1-0	0-0-0	CAMPBELL (L 0-1)	215	2:45
Feb 18, 2017	at New Orleans	L 5-8	9	0-2-0	0-0-0	RYAN, C. (L 0-1)	318	2:39
Feb 19, 2017	vs Grambling State	w 9-3	9	1-2-0	0-0-0	KEY (W 1-0)	133	2:49
Feb 19, 2017	vs Prairie View A&M	w 6-1	9	2-2-0	0-0-0	BIRLINGMAIR (W 1-0)	417	2:27
Feb 24, 2017	at #7 Vanderbilt	w 5-3	(10)	3-2-0	0-0-0	RYAN, C. (W 1-1)	2710	3:25
Feb 25, 2017	at #7 Vanderbilt	L 2-6	9	3-3-0	0-0-0	ANDERSEN (L 0-1)	2648	2:58
Feb 26, 2017	at #7 Vanderbilt	w 5-2	(11)	4-3-0	0-0-0	PADILLA (W 1-0)	2668	3:12
Mar 03, 2017	at Mizzou	L 2-7	9	4-4-0	0-0-0	DAHLBERG (L 0-1)	708	3:08
Mar 04, 2017	at Mizzou	L 4-6	9	4-5-0	0-0-0	CERNY (L 0-1)	1232	2:42
Mar 05, 2017	at Mizzou	L 10-11	9	4-6-0	0-0-0	PADILLA (L 0-1)	811	3:28
Mar 07, 2017	at Northwestern	w 9-2	7	5-6-0	0-0-0	KEY (W 2-0)	367	2:42
Mar 09, 2017	CHICAGO STATE	w 8-0	9	6-6-0	0-0-0	DAHLBERG (W 1-1)	111	2:11
Mar 12, 2017	at Chicago State	w 4-3	9	7-6-0	0-0-0	PADILLA (W 2-1)	93	2:52
* Mar 18, 2017	YOUNGSTOWN STATE	w 10-2	9	8-6-0	1-0-0	DAHLBERG (W 2-1)	206	2:48
* Mar 19, 2017	YOUNGSTOWN STATE-1	w 3-0	9	9-6-0	2-0-0	BIRLINGMAIR (W 2-0)	-	2:22
* Mar 19, 2017	YOUNGSTOWN STATE-2	w 1-0	(12)	10-6-0	3-0-0	SCHULEWITZ (W 1-0)	334	3:34
Mar 21, 2017	at Northwestern	w 7-1	9	11-6-0	3-0-0	MASA (W 1-0)	323	2:51
* Mar 24, 2017	VALPARAISO-1	w 10-7	9	12-6-0	4-0-0	DAHLBERG (W 3-1)	-	3:01
* Mar 24, 2017	VALPARAISO-2	L 2-4	9	12-7-0	4-1-0	BIRLINGMAIR (L 2-1)	404	2:52
* Mar 26, 2017	VALPARAISO	w 8-1	9	13-7-0	5-1-0	ANDERSEN (W 1-1)	377	2:56
Mar 28, 2017	NORTHERN ILLINOIS	w 6-1	9	14-7-0	5-1-0	KEY (W 3-0)	211	2:52
* Apr 01, 2017	MILWAUKEE-1	w 11-4	9	15-7-0	6-1-0	DAHLBERG (W 4-1)	-	3:00
* Apr 01, 2017	MILWAUKEE-2	w 5-0	9	16-7-0	7-1-0	BIRLINGMAIR (W 3-1)	277	2:00
* Apr 02, 2017	MILWAUKEE	w 8-7	9	17-7-0	8-1-0	SCHULEWITZ (W 2-0)	173	2:53
Apr 04, 2017	NORTHWESTERN	w 3-0	9	18-7-0	8-1-0	KEY (W 4-0)	144	2:26
* Apr 07, 2017	OAKLAND	w 5-1	9	19-7-0	9-1-0	DAHLBERG (W 5-1)	165	2:38
* Apr 08, 2017	OAKLAND	L 3-6	9	19-8-0	9-2-0	BIRLINGMAIR (L 3-2)	404	2:31
* Apr 09, 2017	OAKLAND	w 14-7	9	20-8-0	10-2-0	ANDERSEN (W 2-1)	435	2:55
Apr 11, 2017	at Northern Illinois	w 17-3	9	21-8-0	10-2-0	KEY (W 5-0)	84	3:06
* Apr 13, 2017	NORTHERN KENTUCKY	w 5-2	9	22-8-0	11-2-0	DAHLBERG (W 6-1)	222	2:24
* Apr 14, 2017	NORTHERN KENTUCKY	w 4-0	9	23-8-0	12-2-0	BIRLINGMAIR (W 4-2)	303	2:07
* Apr 15, 2017	NORTHERN KENTUCKY	w 7-2	9	24-8-0	13-2-0	ANDERSEN (W 3-1)	466	2:24
Apr 18, 2017	VITERBO	w 9-2	9	25-8-0	13-2-0	SMITH (W 1-0)	386	3:06
* Apr 21, 2017	at Youngstown State-1	w 23-2	9	26-8-0	14-2-0	DAHLBERG (W 7-1)	-	3:20
* Apr 21, 2017	at Youngstown State-2	w 6-2	9	27-8-0	15-2-0	BIRLINGMAIR (W 5-2)	124	2:13
* Apr 23, 2017	at Northern Kentucky-1	w 5-3	9	28-8-0	16-2-0	SCHULEWITZ (W 3-0)	-	2:30
* Apr 23, 2017	at Northern Kentucky-2	L 2-6	9	28-9-0	16-3-0	MASA (L 1-1)	74	2:45
Apr 25, 2017	CHICAGO STATE	w 7-0	9	29-9-0	16-3-0	CAMPBELL (W 1-1)	287	2:07
Apr 28, 2017	GEORGIA TECH-1	L 0-3	9	29-10-0	16-3-0	BIRLINGMAIR (L 5-3)	-	2:12
Apr 28, 2017	GEORGIA TECH-2	w 1-0	9	30-10-0	16-3-0	RYAN, C. (W 2-1)	321	2:02
* May 05, 2017	OAKLAND-1	w 13-2	9	31-10-0	17-3-0	DAHLBERG (W 8-1)	-	2:37
* May 05, 2017	OAKLAND-2	L 3-7	9	31-11-0	17-4-0	MASA (L 1-2)	511	2:45
* May 06, 2017	MILWAUKEE-1	L 1-3	9	31-12-0	17-5-0	ANDERSEN (L 3-2)	-	2:28
* May 06, 2017	MILWAUKEE-2	w 10-2	9	32-12-0	18-5-0	KEY (W 6-0)	501	2:34
* May 13, 2017	WRIGHT STATE-1	w 5-0	9	33-12-0	19-5-0	DAHLBERG (W 9-1)	-	2:04
* May 13, 2017	WRIGHT STATE-2	w 6-3	9	34-12-0	20-5-0	BIRLINGMAIR (W 6-3)	826	2:35
* May 14, 2017	at Valparaiso-1	w 2-0	9	35-12-0	21-5-0	ANDERSEN (W 4-2)	-	2:52
* May 14, 2017	at Valparaiso-2	L 6-7	9	35-13-0	21-6-0	SCHULEWITZ (L 3-1)	289	2:42
* May 18, 2017	at Wright State	L 4-6	9	35-14-0	21-7-0	DAHLBERG (L 9-2)	409	2:32
* May 19, 2017	at Wright State	L 2-3	9	35-15-0	21-8-0	BIRLINGMAIR (L 6-4)	416	2:29
* May 20, 2017	at Wright State	w 5-2	9	36-15-0	22-8-0	RYAN, C. (W 3-1)	568	3:27
May 25, 2017	#5 OAKLAND	w 8-0	9	37-15-0	22-8-0	DAHLBERG (W 10-2)	532	2:07
May 26, 2017	#2 WRIGHT STATE	w 4-1	9	38-15-0	22-8-0	BIRLINGMAIR (W 7-4)	604	2:31
May 27, 2017	#2 WRIGHT STATE	w 4-2	9	39-15-0	22-8-0	ANDERSEN (W 5-2)	560	2:25

* = Horizon League game

() extra inning game



Career single-game highs



ANDERSEN

Innings pitched: 8.0, at Milwaukee, Mar 30, 2014; at Mississippi Valley, Feb 14, 2015; Youngstown State, Mar 16, 2013
 Walks allowed: 4, at Lamar, Feb 15, 2014; Milwaukee, May 22, 2015
 Strikeouts: 8, at Mississippi Valley, Feb 14, 2015; Milwaukee, May 06, 2017
 Batters faced: 34, at Mississippi Valley, Feb 14, 2015
 Field chances: 5, at Mississippi Valley, Feb 14, 2015
 Putouts: 1, 9 times
 Assists: 5, at Mississippi Valley, Feb 14, 2015
 Runners CS: 2 [t-3rd], at Oakland, Apr 09, 2017

BIRLINGMAIR

Innings pitched: 9.0 [t-1st], at Milwaukee, Apr 01, 2017
 Walks allowed: 4, Georgia Tech, Apr 28, 2017; at Mizzou, Mar 05, 2017; Valparaiso, Mar 24, 2017
 Strikeouts: 10 [t-2nd], vs Prairie View A&M, Feb 19, 2017
 Batters faced: 29, at Milwaukee, Apr 01, 2017; Youngstown State, Mar 19, 2017
 Field chances: 3, at Chicago State, Mar 12, 2017; Youngstown State, Mar 19, 2017
 Putouts: 1, 4 times
 Assists: 3, at Chicago State, Mar 12, 2017; Youngstown State, Mar 19, 2017
 Runners CS: 1, at Texas Southern, Feb 20, 2016; at Notre Dame, Mar 22, 2016

BOHANEK

Hits: 3, 16 times
 Doubles: 2 [t-3rd], at Valparaiso, Apr 18, 2015; at Texas Southern, Feb 20, 2016; at Northwestern, Mar 21, 2017
 Triples: 1 [t-1st], Milwaukee, Apr 15, 2016
 Home runs: 1, 9 times
 Total bases: 7, at Mizzou, Mar 05, 2017
 RBI: 3, 5 times
 Runs scored: 3, 5 times
 Walks: 3 [t-1st], at Chicago State, Apr 07, 2015; at Texas Southern, Feb 20, 2016; Oakland, Mar 21, 2015
 Hit by pitch: 3 [1st], at Mississippi Valley, Feb 13, 2015
 Struck out: 4 [t-2nd], at Wright State, 5/20/17
 Sac flies: 1 [t-5th], 9 times
 Sac bunts: 2 [t-1st], vs IPFW, Feb 28, 2014; vs Mizzou, Feb 28, 2015; Valparaiso, Mar 22, 2014
 At bats: 6 [t-7th], 4 times
 Stolen bases: 2 [t-3rd], Northwestern, May 04, 2016
 Caught stealing: 2 [t-1st], at Vanderbilt, Feb 24, 2017
 Field chances: 14, at Mizzou, Mar 04, 2017
 Putouts: 7, Wright State, May 19, 2016
 Assists: 8 [t-1st], at Wright State, 3/14/14; Northwestern, Apr 04, 2017; Chicago State, Mar 11, 2016

BOTTCHER

Hits: 2, vs Prairie View A&M, Feb 17, 2017; at Vanderbilt, Feb 26, 2017; at Mizzou, Mar 05, 2017
 Total bases: 2, vs Prairie View A&M, Feb 17, 2017; at Vanderbilt, Feb 26, 2017; at Mizzou, Mar 05, 2017
 RBI: 2, at New Orleans, Feb 18, 2017
 Runs scored: 2, at Mizzou, Mar 05, 2017; at Northwestern, Mar 07, 2017
 Walks: 3 [t-1st], at Northwestern, Mar 07, 2017
 Struck out: 2, vs Prairie View A&M, Feb 19, 2017; at Vanderbilt, Feb 24, 2017; at Chicago State, Mar 12, 2017
 Sac flies: 1 [t-5th], vs Prairie View A&M, Feb 19, 2017
 At bats: 5, at Vanderbilt, Feb 26, 2017
 Stolen bases: 1, at Mizzou, Mar 03, 2017; at Northwestern, Mar 07, 2017
 Caught stealing: 1 [t-3rd], at Northern Illinois, Apr 11, 2017; at Vanderbilt, Feb 26, 2017
 Field chances: 2, 7 times
 Putouts: 2, 6 times



Career Single-Game Highs



CALABRESE

Hits: 5 [1st], at Northern Illinois, Apr 11, 2017
 Doubles: 2 [t-3rd], Northern Kentucky, Apr 15, 2017; at Northwestern, Mar 07, 2017; Milwaukee, May 06, 2017
 Triples: 1 [t-1st], Valparaiso, Apr 22, 2016; at Northern Illinois, Apr 26, 2016
 Home runs: 2 [t-1st], at Northern Illinois, Apr 11, 2017
 Total bases: 12 [1st], at Northern Illinois, Apr 11, 2017
 RBI: 8 [t-1st], at Northern Illinois, Apr 11, 2017
 Runs scored: 3, at Northern Illinois, Apr 11, 2017
 Walks: 3 [t-1st], at Oakland, May 08, 2015
 Hit by pitch: 1, 13 times
 Struck out: 2, 6 times
 Sac flies: 1 [t-5th], 9 times
 Sac bunts: 2 [t-1st], Youngstown State, Mar 19, 2017
 At bats: 6 [t-7th], at Youngstown State, Apr 02, 2016; at Northern Illinois, Apr 11, 2017
 Stolen bases: 1, 7 times
 Caught stealing: 1 [t-3rd], at Milwaukee, Apr 01, 2017; at Oakland, Apr 07, 2017; Northern Kentucky, Apr 14, 2017
 Field chances: 13, vs Prairie View A&M, Feb 19, 2017
 Putouts: 12, vs Prairie View A&M, Feb 19, 2017
 Assists: 3, 4 times
 Runners CS: 2 [t-3rd], at Oakland, Apr 09, 2017

CAMPBELL

Innings pitched: 6.0, Oakland, May 05, 2017
 Walks allowed: 3, Oakland, May 05, 2017
 Strikeouts: 6, Oakland, May 05, 2017
 Batters faced: 22, Oakland, May 05, 2017
 Field chances: 2, Oakland, May 05, 2017
 Putouts: 1, at Mizzou, Mar 05, 2017; Valparaiso, Mar 24, 2017
 Assists: 2, Oakland, May 05, 2017
 Runners CS: 1, Chicago State, Apr 25, 2017; at Mizzou, Mar 03, 2017

CERNY

Innings pitched: 4.0, at Mizzou, Mar 05, 2016
 Walks allowed: 5 [t-9th], at Mizzou, Mar 05, 2016
 Strikeouts: 3, Chicago State, Apr 25, 2017; at Texas Southern, Feb 21, 2016; Wright State, May 27, 2017
 Batters faced: 26, at Mizzou, Mar 05, 2016
 Field chances: 2, at Northern Illinois, Apr 26, 2016
 Putouts: 1, Northern Kentucky, Apr 15, 2017; at Northern Illinois, Apr 26, 2016; Roosevelt, Mar 16, 2016
 Assists: 1, 6 times
 Runners CS: 1, at Texas Southern, Feb 21, 2016

CRONIN

Hits: 4 [t-2nd], 4 times
 Doubles: 2 [t-3rd], at Wright State, 5/26/16; Milwaukee, Apr 16, 2016
 Triples: 1 [t-1st], 4 times
 Home runs: 2 [t-1st], at Texas Southern, Feb 20, 2016
 Total bases: 8, at Texas Southern, Feb 20, 2016
 RBI: 5 [t-7th], at Youngstown State, Apr 21, 2017
 Runs scored: 4 [t-2nd], at Youngstown State, Apr 21, 2017
 Walks: 3 [t-1st], at Milwaukee, Apr 01, 2017; at Youngstown State, Mar 29, 2015
 Hit by pitch: 2 [t-2nd], Oakland, Mar 21, 2015
 Struck out: 3, at Vanderbilt, Feb 26, 2017
 Sac flies: 1 [t-5th], 5 times
 Sac bunts: 1, 17 times
 At bats: 6 [t-7th], 4 times
 Stolen bases: 2 [t-3rd], 5 times
 Caught stealing: 2 [t-1st], vs Grambling State, Feb 19, 2017
 Field chances: 13, at Vanderbilt, Feb 26, 2017
 Putouts: 5, 4 times



Career Single-Game Highs



Assists: 8 [t-1st], at Vanderbilt, Feb 26, 2017

DAHLBERG

Innings pitched: 9.0 [t-1st], Milwaukee, Apr 24, 2015; at Youngstown State, Mar 27, 2015
 Walks allowed: 6 [t-2nd], at Wright State, 5/26/16; Wright State, May 20, 2016
 Strikeouts: 10 [t-2nd], Milwaukee, Apr 16, 2016; Oakland, Mar 19, 2016
 Batters faced: 36 [t-6th], Valparaiso, May 21, 2015
 Field chances: 4, Milwaukee, Apr 24, 2015; vs Mizzou, Feb 28, 2015; Oakland, May 05, 2017
 Putouts: 2, Milwaukee, Apr 16, 2016
 Assists: 4, Oakland, May 05, 2017
 Runners CS: 2 [t-3rd], Oakland, Mar 21, 2015

GERE

Hits: 2, at Valparaiso, May 01, 2016; Wright State, May 20, 2016
 Doubles: 1, at Wright State, 5/13/16
 Triples: 1 [t-1st], Wright State, May 21, 2016
 Total bases: 3, Wright State, May 21, 2016
 RBI: 1, 5 times
 Runs scored: 2, Wright State, May 20, 2016
 Walks: 1, 6 times
 Struck out: 2, at Wright State, 5/26/16; Northern Illinois, Apr 12, 2016
 Sac flies: 1 [t-5th], Milwaukee, Apr 15, 2016; at Northern Illinois, Apr 26, 2016; at Texas Southern, Feb 21, 2016
 Sac bunts: 1, vs Valparaiso, 5/26/16; Youngstown State, Mar 19, 2017
 At bats: 5, at Valparaiso, May 01, 2016
 Stolen bases: 1, 4 times
 Caught stealing: 1 [t-3rd], Milwaukee, Apr 16, 2016; Northwestern, May 04, 2016; Northern Kentucky, May 07, 2016
 Field chances: 5, vs Oakland, 5/25/16; Youngstown State, May 08, 2016; Wright State, May 20, 2016
 Putouts: 5, Youngstown State, May 08, 2016; Wright State, May 20, 2016
 Assists: 1, vs Oakland, 5/25/16; Wright State, May 21, 2016

GIBIS

Hits: 3, 4 times
 Doubles: 1, 12 times
 Triples: 1 [t-1st], 4 times
 Home runs: 1, vs Prairie View A&M, Feb 19, 2017
 Total bases: 5, at Youngstown State, Apr 21, 2017
 RBI: 3, at Youngstown State, Apr 21, 2017; Valparaiso, Apr 22, 2016
 Runs scored: 3, Youngstown State, Mar 18, 2017
 Walks: 2, at Milwaukee, Apr 24, 2016; Youngstown State, Mar 18, 2017
 Hit by pitch: 2 [t-2nd], Milwaukee, Apr 17, 2016
 Struck out: 3, Northern Kentucky, Apr 15, 2017
 Sac flies: 1 [t-5th], at Youngstown State, Apr 02, 2016; at Youngstown State, Apr 21, 2017; Valparaiso, Apr 22, 2016
 Sac bunts: 2 [t-1st], at Vanderbilt, Feb 27, 2016
 At bats: 6 [t-7th], Wright State, May 19, 2016
 Stolen bases: 2 [t-3rd], at Youngstown State, Apr 02, 2016
 Caught stealing: 1 [t-3rd], 4 times
 Innings pitched: 2.0, at Northwestern, Apr 05, 2016
 Walks allowed: 4, at Mizzou, Mar 06, 2016
 Strikeouts: 2, at Northwestern, Apr 05, 2016; at Texas Southern, Feb 21, 2016
 Batters faced: 12, at Mizzou, Mar 06, 2016
 Field chances: 8, at Notre Dame, Mar 22, 2016
 Putouts: 5, at Youngstown State, Apr 01, 2016; Oakland, Mar 18, 2016
 Assists: 5, Milwaukee, Apr 16, 2016
 Runners CS: 1, at Chicago State, Mar 12, 2016



Career Single-Game Highs



KEY

Innings pitched: 6.0, 6 times
 Walks allowed: 4, at Vanderbilt, Feb 25, 2017; at Northwestern, Mar 07, 2017
 Strikeouts: 5, vs Grambling State, Feb 19, 2017; at Northwestern, Mar 07, 2017
 Batters faced: 27, at Northern Illinois, Apr 11, 2017
 Field chances: 4, at Vanderbilt, Feb 25, 2017; Milwaukee, May 06, 2017
 Putouts: 1, 5 times
 Assists: 3, at Vanderbilt, Feb 25, 2017; Milwaukee, May 06, 2017
 Runners CS: 2 [t-3rd], at Northern Illinois, Apr 11, 2017

MASA

Innings pitched: 4.0, at Texas Southern, Feb 20, 2016
 Walks allowed: 3, at Northern Illinois, Apr 14, 2015; Northern Illinois, Apr 28, 2015
 Strikeouts: 6, at Texas Southern, Feb 20, 2016
 Batters faced: 16, at Northern Illinois, Apr 14, 2015
 Field chances: 2, at Northern Illinois, Apr 14, 2015; at Northwestern, Apr 22, 2015; Valparaiso, Mar 15, 2015
 Putouts: 1, at Northwestern, Apr 22, 2015; Chicago State, Apr 25, 2017
 Assists: 2, at Northern Illinois, Apr 14, 2015; Valparaiso, Mar 15, 2015
 Runners CS: 1, 4 times

McDONALD

Hits: 3, 5 times
 Doubles: 2 [t-3rd], at Oakland, Apr 09, 2017
 Home runs: 1, Northern Kentucky, Apr 15, 2017
 Total bases: 6, Northern Kentucky, Apr 15, 2017
 RBI: 2, 4 times
 Runs scored: 3, at Oakland, Apr 09, 2017
 Walks: 3 [t-1st], at Milwaukee, Apr 01, 2017
 Hit by pitch: 1, Northern Kentucky, Apr 13, 2017; at Northern Kentucky, Apr 23, 2017; Chicago State, Mar 09, 2017
 Struck out: 3, vs Prairie View A&M, Feb 19, 2017
 Sac flies: 1 [t-5th], at Milwaukee, Apr 01, 2017; Youngstown State, Mar 19, 2017
 Sac bunts: 1, at Milwaukee, Apr 02, 2017; at Northern Illinois, Apr 11, 2017; Wright State, May 26, 2017
 At bats: 5, 8 times
 Stolen bases: 2 [t-3rd], Milwaukee, May 06, 2017; at Valparaiso, May 14, 2017
 Caught stealing: 1 [t-3rd], at Wright State, 5/20/17; at Milwaukee, Apr 01, 2017
 Field chances: 7, Oakland, May 05, 2017
 Putouts: 6, Oakland, May 05, 2017
 Assists: 1, at Vanderbilt, Feb 26, 2017; Oakland, May 05, 2017

MYERS

Hits: 2, Valparaiso, Mar 26, 2017
 Doubles: 1, Youngstown State, Mar 18, 2017
 Total bases: 2, Youngstown State, Mar 18, 2017; Valparaiso, Mar 26, 2017
 Runs scored: 1, Viterbo, Apr 18, 2017; Valparaiso, Mar 26, 2017
 Walks: 1, Viterbo, Apr 18, 2017; Chicago State, Apr 25, 2017
 Hit by pitch: 1, Northern Illinois, Mar 28, 2017
 Struck out: 2, at Milwaukee, Apr 01, 2017
 Sac bunts: 1, at Milwaukee, Apr 01, 2017
 At bats: 4, Valparaiso, Mar 26, 2017



Career Single-Game Highs



NORTON

Hits: 3, at Milwaukee, Apr 01, 2017; at Oakland, Apr 09, 2017
 Doubles: 2 [t-3rd], vs Prairie View A&M, Feb 19, 2017
 Home runs: 1, at Oakland, Apr 09, 2017; Valparaiso, Mar 24, 2017
 Total bases: 7, at Oakland, Apr 09, 2017
 RBI: 3, vs Grambling State, Feb 19, 2017
 Runs scored: 3, at Youngstown State, Apr 21, 2017; Valparaiso, Mar 24, 2017
 Walks: 3 [t-1st], at Northern Illinois, Apr 11, 2017
 Hit by pitch: 2 [t-2nd], at Milwaukee, Apr 01, 2017; at Youngstown State, Apr 21, 2017
 Struck out: 4 [t-2nd], at Youngstown State, Apr 02, 2016
 Sac bunts: 1, 7 times
 At bats: 6 [t-7th], at Northern Kentucky, Apr 23, 2017
 Stolen bases: 2 [t-3rd], Viterbo, Apr 18, 2017
 Caught stealing: 1 [t-3rd], at Milwaukee, Apr 01, 2017; at Milwaukee, Apr 02, 2017; Northern Illinois, Mar 28, 2017
 Field chances: 7, at Northern Illinois, Apr 11, 2017
 Putouts: 3, at Oakland, Apr 08, 2017; at Valparaiso, May 14, 2017
 Assists: 5, Viterbo, Apr 18, 2017; Youngstown State, Mar 19, 2017

OGATA

Hits: 3, Chicago State, Apr 25, 2017; at Vanderbilt, Feb 26, 2017; Chicago State, Mar 09, 2017
 Doubles: 1, 5 times
 Triples: 1 [t-1st], at Valparaiso, May 14, 2017
 Home runs: 1, at Vanderbilt, Feb 26, 2017; at Mizzou, Mar 05, 2017
 Total bases: 6, at Vanderbilt, Feb 26, 2017
 RBI: 2, 4 times
 Runs scored: 2, 4 times
 Walks: 2, at Northern Kentucky, Apr 23, 2017
 Hit by pitch: 1, 5 times
 Struck out: 4 [t-2nd], at Mizzou, Mar 04, 2017
 Sac flies: 1 [t-5th], at Wright State, 5/20/17; Viterbo, Apr 18, 2017; at Youngstown State, Apr 21, 2017
 Sac bunts: 1, 7 times
 At bats: 5, 6 times
 Field chances: 10, Viterbo, Apr 18, 2017; vs Grambling State, Feb 19, 2017; vs Prairie View A&M, Feb 19, 2017
 Putouts: 10, vs Prairie View A&M, Feb 19, 2017
 Assists: 2, vs Grambling State, Feb 19, 2017

OTA

Hits: 3, 4 times
 Doubles: 1, 17 times
 Triples: 1 [t-1st], 5 times
 Home runs: 1, 8 times
 Total bases: 6, at Northern Kentucky, Apr 09, 2016
 RBI: 6 [t-3rd], Valparaiso, Mar 24, 2017
 Runs scored: 3, at Northern Illinois, Apr 11, 2017; at Vanderbilt, Feb 24, 2017; at Mizzou, Mar 06, 2016
 Walks: 2, 4 times
 Hit by pitch: 1, 6 times
 Struck out: 3, at Vanderbilt, Feb 26, 2016; Wright State, May 19, 2016
 Sac flies: 2 [t-1st], Milwaukee, May 06, 2017
 Sac bunts: 1, 7 times
 At bats: 6 [t-7th], at Oakland, Apr 09, 2017; Oakland, May 05, 2017
 Stolen bases: 1, 4 times
 Caught stealing: 1 [t-3rd], at Michigan, 03/26/2016; Valparaiso, Apr 22, 2016; Chicago State, Mar 09, 2017
 Field chances: 8, at Milwaukee, Apr 01, 2017; Wright State, May 19, 2016
 Putouts: 8, at Milwaukee, Apr 01, 2017; Wright State, May 19, 2016
 Assists: 1, 6 times



Career Single-Game Highs



PADILLA

Innings pitched: 3.2, Youngstown State, Mar 19, 2017
 Walks allowed: 2, Milwaukee, May 06, 2017
 Strikeouts: 4, at Chicago State, Mar 12, 2017
 Batters faced: 11, Youngstown State, Mar 19, 2017; Valparaiso, Mar 24, 2017
 Field chances: 2, vs Grambling State, Feb 19, 2017; at Mizzou, Mar 05, 2017
 Putouts: 2, vs Grambling State, Feb 19, 2017
 Assists: 2, at Mizzou, Mar 05, 2017
 Runners CS: 1, Milwaukee, May 06, 2017

RAMIREZ

Hits: 3, 6 times
 Doubles: 2 [t-3rd], at Michigan, 03/25/2016; at Youngstown State, Apr 02, 2016; vs IPFW, Feb 28, 2014
 Triples: 1 [t-1st], at Mizzou, Mar 05, 2016; Roosevelt, Mar 16, 2016
 Home runs: 2 [t-1st], at Texas Southern, Feb 20, 2016
 Total bases: 10 [t-4th], at Texas Southern, Feb 20, 2016
 RBI: 6 [t-3rd], at Texas Southern, Feb 20, 2016
 Runs scored: 4 [t-2nd], at Texas Southern, Feb 20, 2016
 Walks: 3 [t-1st], at Northern Kentucky, Apr 23, 2017; at Texas Southern, Feb 20, 2016
 Hit by pitch: 1, 12 times
 Struck out: 4 [t-2nd], at Mizzou, Mar 04, 2016
 Sac flies: 1 [t-5th], 9 times
 Sac bunts: 2 [t-1st], at Lamar, Feb 15, 2014
 At bats: 6 [t-7th], Youngstown State, Mar 19, 2017
 Stolen bases: 1, 5 times
 Caught stealing: 1 [t-3rd], at Mizzou, Mar 03, 2017; at Mizzou, Mar 05, 2017; at Chicago State, Mar 12, 2016
 Field chances: 18 [t-2nd], at Milwaukee, Apr 24, 2016
 Putouts: 17 [t-3rd], at Milwaukee, Apr 24, 2016
 Assists: 4, vs Ohio, Mar 08, 2015

RILEY

Struck out: 1, at Texas Southern, Feb 20, 2016
 At bats: 1, at Texas Southern, Feb 20, 2016; Chicago State, Mar 09, 2017
 Innings pitched: 1.0, at Youngstown State, Apr 21, 2017
 Walks allowed: 2, Viterbo, Apr 18, 2017
 Strikeouts: 2, Northern Illinois, Mar 28, 2017
 Batters faced: 6, Viterbo, Apr 18, 2017
 Field chances: 2, at Texas Southern, Feb 20, 2016
 Putouts: 2, at Texas Southern, Feb 20, 2016

RYAN, C.

Innings pitched: 8.0, at Chicago State, Apr 07, 2015
 Walks allowed: 4, at Wright State, 5/13/16; at Northern Illinois, Apr 14, 2015
 Strikeouts: 4, 7 times
 Batters faced: 33, at Chicago State, Apr 07, 2015
 Field chances: 4, at Chicago State, Apr 07, 2015; Northern Kentucky, May 07, 2016
 Putouts: 2, Oakland, Mar 20, 2016
 Assists: 3, at Chicago State, Apr 07, 2015; Northern Kentucky, May 07, 2016
 Runners CS: 2 [t-3rd], Milwaukee, Apr 15, 2016



Career Single-Game Highs



SCHULEWITZ

Innings pitched: 7.0, at Valparaiso, May 01, 2016; Youngstown State, May 08, 2016
Walks allowed: 6 [t-2nd], Northern Illinois, Apr 12, 2016
Strikeouts: 7, at Milwaukee, Apr 24, 2016
Batters faced: 29, at Michigan, 03/26/2016; at Milwaukee, Apr 24, 2016
Field chances: 5, at Milwaukee, Apr 24, 2016
Putouts: 1, 11 times
Assists: 4, at Milwaukee, Apr 24, 2016
Runners CS: 1, at Milwaukee, Apr 24, 2016; Chicago State, Mar 11, 2015

SMITH

Innings pitched: 5.2, at Northern Illinois, Apr 26, 2016
Walks allowed: 2, 4 times
Strikeouts: 9 [t-5th], at Northern Illinois, Apr 26, 2016
Batters faced: 24, at Northern Illinois, Apr 26, 2016; Northwestern, May 04, 2016
Field chances: 2, at Wright State, 5/13/16; Northern Illinois, Apr 12, 2016; Northwestern, May 04, 2016
Putouts: 2, Northern Illinois, Apr 12, 2016
Assists: 2, Northwestern, May 04, 2016
Runners CS: 1, at Oakland, Apr 08, 2017; Valparaiso, Apr 22, 2016; at Northwestern, Mar 07, 2017

TRAUTWEIN

Innings pitched: 1.0, Viterbo, Apr 18, 2017; Youngstown State, Mar 18, 2017
Walks allowed: 2, Youngstown State, Mar 18, 2017
Batters faced: 7, Youngstown State, Mar 18, 2017

SIMPLY UIC

When referencing the University of Illinois at Chicago Athletics, please use only the acronym **UIC** and the nickname **Flames**. Please refrain from using Illinois-Chicago, Ill.-Chicago, Illinois, Chicago, or any other variation. Thank you for your cooperation.





Individual Career History



ANDERSEN, Jack

Year	avg	gp-gs	ab	r	h	2b	3b	hr	rbi	tb	slg%	bb	hbp	so	gdp	ob%	sf	sh	sb-att	po	a	e	fld%
2013	.000	0-0	0	0	0	0	0	0	0	0	.000	0	0	0	0	.000	0	0	0-0	0	6	1	.857
2014	.000	13-12	0	0	0	0	0	0	0	0	.000	0	0	0	0	.000	0	0	0-0	3	5	1	.889
2015	.000	0-0	0	0	0	0	0	0	0	0	.000	0	0	0	0	.000	0	0	0-0	5	14	2	.905
2017	.000	0-0	0	0	0	0	0	0	0	0	.000	0	0	0	0	.000	0	0	0-0	1	11	0	1.000
TOTAL	.000	13-12	0	0	0	0	0	0	0	0	.000	0	0	0	0	.000	0	0	0-0	9	36	4	.918

Year	era	w-l	app	qs	cq	sho	sv	ip	h	r	er	bb	so	2b	3b	hr	bf	bavg	wp	hbp	bk	sfa	sha
2013	5.09	4-5	20	6	0	0/0	3	53.0	68	38	30	16	25	11	1	4	248	.313	4	3	2	7	5
2014	6.47	3-4	13	12	0	0/0	0	57.0	73	45	41	19	18	13	0	2	266	.317	5	10	1	4	3
2015	3.60	4-6	18	9	0	0/2	0	70.0	72	35	28	22	39	10	2	3	301	.274	9	5	0	2	10
2017	3.30	5-2	13	13	0	0/2	0	71.0	69	30	26	18	51	15	0	4	299	.253	4	5	1	2	1
TOTAL	4.48	16-17	64	40	0	0/4	3	251.0	282	148	125	75	133	49	3	13	1114	.287	22	23	4	15	19

BIRLINGMAIR, Reid

Year	avg	gp-gs	ab	r	h	2b	3b	hr	rbi	tb	slg%	bb	hbp	so	gdp	ob%	sf	sh	sb-att	po	a	e	fld%
2016	.000	0-0	0	0	0	0	0	0	0	0	.000	0	0	0	0	.000	0	0	0-0	2	8	0	1.000
2017	.000	0-0	0	0	0	0	0	0	0	0	.000	0	0	0	0	.000	0	0	0-0	2	16	1	.947
TOTAL	.000	0-0	0	0	0	0	0	0	0	0	.000	0	0	0	0	.000	0	0	0-0	4	24	1	.966

Year	era	w-l	app	qs	cq	sho	sv	ip	h	r	er	bb	so	2b	3b	hr	bf	bavg	wp	hbp	bk	sfa	sha
2016	8.81	1-3	17	3	0	0/1	0	31.2	36	33	31	24	27	4	1	3	165	.288	6	11	1	1	4
2017	2.75	7-4	14	14	1	1/2	0	88.1	66	29	27	23	74	13	0	8	348	.212	3	5	0	0	9
TOTAL	4.35	8-7	31	17	1	1/3	0	120.0	102	62	58	47	101	17	1	11	513	.234	9	16	1	1	13

BOHANEK, Cody

Year	avg	gp-gs	ab	r	h	2b	3b	hr	rbi	tb	slg%	bb	hbp	so	gdp	ob%	sf	sh	sb-att	po	a	e	fld%
2014	.220	36-34	100	12	22	3	0	0	8	25	.250	12	3	21	1	.322	0	12	4-5	59	128	8	.959
2015	.314	50-50	188	39	59	7	0	0	17	66	.351	27	10	31	1	.425	1	8	5-8	93	159	12	.955
2016	.293	51-50	184	27	54	13	1	2	28	75	.408	17	9	46	1	.376	3	3	15-17	88	155	2	.992
2017	.302	54-54	205	42	62	11	0	7	46	94	.459	26	18	44	2	.417	5	3	8-12	89	176	7	.974
TOTAL	.291	191-188	677	120	197	34	1	9	99	260	.384	82	40	142	5	.395	9	26	32-42	329	618	29	.970

BOTTCHER, Matt

Year	avg	gp-gs	ab	r	h	2b	3b	hr	rbi	tb	slg%	bb	hbp	so	gdp	ob%	sf	sh	sb-att	po	a	e	fld%
2017	.205	28-19	73	9	15	0	0	0	9	15	.205	9	0	14	4	.289	1	0	2-4	18	0	1	.947
TOTAL	.205	28-19	73	9	15	0	0	0	9	15	.205	9	0	14	4	.289	1	0	2-4	18	0	1	.947

CALABRESE, Rob

Year	avg	gp-gs	ab	r	h	2b	3b	hr	rbi	tb	slg%	bb	hbp	so	gdp	ob%	sf	sh	sb-att	po	a	e	fld%
2015	.232	33-24	82	11	19	3	0	0	6	22	.268	14	1	14	2	.351	0	0	0-0	133	15	0	1.000
2016	.216	33-25	88	13	19	0	2	2	20	29	.330	11	3	14	1	.314	3	2	4-4	100	19	1	.992
2017	.357	54-54	196	44	70	23	0	7	48	114	.582	20	9	23	6	.429	6	3	3-6	343	39	2	.995
TOTAL	.295	120-103	366	68	108	26	2	9	74	165	.451	45	13	51	9	.383	9	5	7-10	576	73	3	.995



Individual Career History



CAMPBELL, Ryan

Year	avg	qp-gs	ab	r	h	2b	3b	hr	rbi	tb	slg%	bb	hbp	so	gdp	ob%	sf	sh	sb-att	po	a	e	fld%
2017	.000	0-0	0	0	0	0	0	0	0	0	.000	0	0	0	0	.000	0	0	0-0	2	3	0	1.000
TOTAL	.000	0-0	0	0	0	0	0	0	0	0	.000	0	0	0	0	.000	0	0	0-0	2	3	0	1.000

Year	era	w-l	app	gs	cg	sho	sv	ip	h	r	er	bb	so	2b	3b	hr	bf	bavg	wp	hbp	bk	sfa	sha
2017	3.00	1-1	16	2	0	0/2	0	24.0	20	10	8	11	17	5	0	0	101	.233	7	2	0	1	1
TOTAL	3.00	1-1	16	2	0	0/2	0	24.0	20	10	8	11	17	5	0	0	101	.233	7	2	0	1	1

CERNY, Charlie

Year	avg	qp-gs	ab	r	h	2b	3b	hr	rbi	tb	slg%	bb	hbp	so	gdp	ob%	sf	sh	sb-att	po	a	e	fld%
2016	.000	0-0	0	0	0	0	0	0	0	0	.000	0	0	0	0	.000	0	0	0-0	2	3	0	1.000
2017	.000	0-0	0	0	0	0	0	0	0	0	.000	0	0	0	0	.000	0	0	0-0	1	3	1	.800
TOTAL	.000	0-0	0	0	0	0	0	0	0	0	.000	0	0	0	0	.000	0	0	0-0	3	6	1	.900

Year	era	w-l	app	gs	cg	sho	sv	ip	h	r	er	bb	so	2b	3b	hr	bf	bavg	wp	hbp	bk	sfa	sha
2016	9.12	1-1	14	2	0	0/1	0	25.2	44	29	26	16	12	9	3	1	134	.389	1	2	1	3	0
2017	2.82	0-1	22	0	0	0/4	0	22.1	20	10	7	7	20	1	0	1	90	.244	2	0	0	1	0
TOTAL	6.19	1-2	36	2	0	0/5	0	48.0	64	39	33	23	32	10	3	2	224	.328	3	2	1	4	0

CRONIN, David

Year	avg	qp-gs	ab	r	h	2b	3b	hr	rbi	tb	slg%	bb	hbp	so	gdp	ob%	sf	sh	sb-att	po	a	e	fld%
2015	.244	41-36	135	12	33	5	2	0	17	42	.311	13	4	19	1	.327	1	7	11-13	87	124	6	.972
2016	.362	53-53	218	33	79	11	0	3	26	99	.454	20	6	26	1	.427	2	8	16-27	104	170	9	.968
2017	.320	54-54	206	49	66	4	2	6	31	92	.447	36	6	27	2	.432	2	2	14-20	111	179	2	.993
TOTAL	.318	148-143	559	94	178	20	4	9	74	233	.417	69	16	72	4	.405	5	17	41-60	302	473	17	.979

DAHLBERG, Jake

Year	avg	qp-gs	ab	r	h	2b	3b	hr	rbi	tb	slg%	bb	hbp	so	gdp	ob%	sf	sh	sb-att	po	a	e	fld%
2015	.000	2-2	0	0	0	0	0	0	0	0	.000	0	0	0	0	.000	0	0	0-0	0	16	2	.889
2016	.000	0-0	0	0	0	0	0	0	0	0	.000	0	0	0	0	.000	0	0	0-0	5	15	2	.909
2017	.000	0-0	0	0	0	0	0	0	0	0	.000	0	0	0	0	.000	0	0	0-0	2	15	0	1.000
TOTAL	.000	2-2	0	0	0	0	0	0	0	0	.000	0	0	0	0	.000	0	0	0-0	7	46	4	.930

Year	era	w-l	app	gs	cg	sho	sv	ip	h	r	er	bb	so	2b	3b	hr	bf	bavg	wp	hbp	bk	sfa	sha
2015	3.31	8-2	14	14	4	0/0	0	106.0	90	48	39	26	66	14	3	2	430	.232	4	7	0	5	4
2016	5.35	6-8	14	14	1	0/1	0	74.0	63	50	44	46	68	7	4	7	331	.237	9	6	3	5	8
2017	2.09	10-2	15	15	0	0/4	0	99.0	55	27	23	29	75	14	0	4	376	.164	2	7	0	2	2
TOTAL	3.42	24-12	43	43	5	0/5	0	279.0	208	125	106	101	209	35	7	13	1137	.210	15	20	3	12	14

GERE, Josh

Year	avg	qp-gs	ab	r	h	2b	3b	hr	rbi	tb	slg%	bb	hbp	so	gdp	ob%	sf	sh	sb-att	po	a	e	fld%
2016	.171	31-21	70	7	12	1	1	0	5	15	.214	4	0	17	1	.208	3	1	4-7	45	2	0	1.000
2017	.167	17-0	6	1	1	0	0	0	0	1	.167	2	0	1	0	.375	0	1	0-0	5	0	0	1.000
TOTAL	.171	48-21	76	8	13	1	1	0	5	16	.211	6	0	18	1	.224	3	2	4-7	50	2	0	1.000



Individual Career History



GIBIS, Brandon

Year	avg	qp-gs	ab	r	h	2b	3b	hr	rbi	tb	slg%	bb	hbp	so	gdp	ob%	sf	sh	sb-att	po	a	e	fld%
2016	.261	44-42	165	25	43	7	3	0	17	56	.339	11	8	21	5	.333	2	5	9-12	35	67	5	.953
2017	.288	52-46	156	21	45	5	1	1	23	55	.353	10	5	29	1	.349	1	11	3-4	55	14	2	.972
TOTAL	.274	96-88	321	46	88	12	4	1	40	111	.346	21	13	50	6	.341	3	16	12-16	90	81	7	.961

Year	era	w-l	app	gs	cq	sho	sv	ip	h	r	er	bb	so	2b	3b	hr	bf	bavg	wp	hbp	bk	sfa	sha
2016	7.11	1-0	12	0	0	0/2	0	12.2	12	11	10	8	7	5	1	0	61	.240	6	3	0	0	0
TOTAL	7.11	1-0	12	0	0	0/2	0	12.2	12	11	10	8	7	5	1	0	61	.240	6	3	0	0	0

HEBERT, Riley

Year	avg	qp-gs	ab	r	h	2b	3b	hr	rbi	tb	slg%	bb	hbp	so	gdp	ob%	sf	sh	sb-att	po	a	e	fld%
2017	.333	8-1	9	1	3	0	0	0	4	3	.333	2	1	5	0	.500	0	0	0-0	0	0	0	.000
TOTAL	.333	8-1	9	1	3	0	0	0	4	3	.333	2	1	5	0	.500	0	0	0-0	0	0	0	.000

KEY, Jacob

Year	avg	qp-gs	ab	r	h	2b	3b	hr	rbi	tb	slg%	bb	hbp	so	gdp	ob%	sf	sh	sb-att	po	a	e	fld%
2017	.000	0-0	0	0	0	0	0	0	0	0	.000	0	0	0	0	.000	0	0	0-0	5	14	1	.950
TOTAL	.000	0-0	0	0	0	0	0	0	0	0	.000	0	0	0	0	.000	0	0	0-0	5	14	1	.950

Year	era	w-l	app	gs	cq	sho	sv	ip	h	r	er	bb	so	2b	3b	hr	bf	bavg	wp	hbp	bk	sfa	sha
2017	2.44	6-0	12	10	0	0/1	0	51.2	45	16	14	23	31	4	0	0	217	.246	7	5	1	1	5
TOTAL	2.44	6-0	12	10	0	0/1	0	51.2	45	16	14	23	31	4	0	0	217	.246	7	5	1	1	5

MASA, Noah

Year	avg	qp-gs	ab	r	h	2b	3b	hr	rbi	tb	slg%	bb	hbp	so	gdp	ob%	sf	sh	sb-att	po	a	e	fld%
2015	.000	0-0	0	0	0	0	0	0	0	0	.000	0	0	0	0	.000	0	0	0-0	1	5	0	1.000
2016	.000	0-0	0	0	0	0	0	0	0	0	.000	0	0	0	0	.000	0	0	0-0	0	1	0	1.000
2017	.000	0-0	0	0	0	0	0	0	0	0	.000	0	0	0	0	.000	0	0	0-0	1	3	0	1.000
TOTAL	.000	0-0	0	0	0	0	0	0	0	0	.000	0	0	0	0	.000	0	0	0-0	2	9	0	1.000

Year	era	w-l	app	gs	cq	sho	sv	ip	h	r	er	bb	so	2b	3b	hr	bf	bavg	wp	hbp	bk	sfa	sha
2015	6.64	0-1	11	0	0	0/0	0	20.1	25	17	15	11	13	5	0	1	100	.313	3	3	1	4	2
2016	3.77	0-0	8	0	0	0/1	1	14.1	15	8	6	5	15	1	0	1	60	.283	3	1	0	1	0
2017	4.03	1-2	17	0	0	0/2	0	22.1	12	12	10	9	21	1	0	2	91	.154	1	4	0	0	0
TOTAL	4.89	1-3	36	0	0	0/3	1	57.0	52	37	31	25	49	7	0	4	251	.246	7	8	1	5	2

McDONALD, Mickey

Year	avg	qp-gs	ab	r	h	2b	3b	hr	rbi	tb	slg%	bb	hbp	so	gdp	ob%	sf	sh	sb-att	po	a	e	fld%
2014	.297	38-33	145	22	43	6	1	2	24	57	.393	8	1	22	0	.335	1	6	3-4	42	89	13	.910
2015	.305	48-47	187	34	57	4	0	1	37	64	.342	16	9	27	2	.383	2	5	14-17	36	99	8	.944
2017	.263	54-54	198	33	52	14	0	1	18	69	.348	15	3	42	4	.321	2	3	15-17	133	2	3	.978
TOTAL	.287	140-134	530	89	152	24	1	4	79	190	.358	39	13	91	6	.348	5	14	32-38	211	190	24	.944

MYERS, Garrett

Year	avg	qp-gs	ab	r	h	2b	3b	hr	rbi	tb	slg%	bb	hbp	so	gdp	ob%	sf	sh	sb-att	po	a	e	fld%
2017	.273	13-2	11	2	3	1	0	0	0	4	.364	2	1	5	0	.429	0	1	0-0	0	0	0	.000
TOTAL	.273	13-2	11	2	3	1	0	0	0	4	.364	2	1	5	0	.429	0	1	0-0	0	0	0	.000



Individual Career History



NORTON, Thomas

Year	avg	gp-gs	ab	r	h	2b	3b	hr	rbi	tb	slg%	bb	hbp	so	gdp	ob%	sf	sh	sb-att	po	a	e	fld%
2016	.176	22-5	34	5	6	1	0	0	2	7	.206	1	0	12	0	.200	0	4	0-0	5	22	5	.844
2017	.260	49-48	181	35	47	8	0	2	15	61	.337	22	11	42	3	.374	0	3	4-7	26	100	6	.955
TOTAL	.247	71-53	215	40	53	9	0	2	17	68	.316	23	11	54	3	.349	0	7	4-7	31	122	11	.933

OGATA, Bowen

Year	avg	gp-gs	ab	r	h	2b	3b	hr	rbi	tb	slg%	bb	hbp	so	gdp	ob%	sf	sh	sb-att	po	a	e	fld%
2017	.262	49-47	168	18	44	5	1	2	19	57	.339	11	5	30	3	.321	3	7	0-0	42	2	2	.957
TOTAL	.262	49-47	168	18	44	5	1	2	19	57	.339	11	5	30	3	.321	3	7	0-0	42	2	2	.957

OTA, Scott

Year	avg	gp-gs	ab	r	h	2b	3b	hr	rbi	tb	slg%	bb	hbp	so	gdp	ob%	sf	sh	sb-att	po	a	e	fld%
2016	.270	49-43	163	26	44	7	3	4	22	69	.423	15	3	31	3	.339	2	3	1-3	67	2	3	.958
2017	.279	54-53	201	37	56	10	2	4	42	82	.408	17	3	24	6	.330	9	4	3-4	87	4	0	1.000
TOTAL	.275	103-96	364	63	100	17	5	8	64	151	.415	32	6	55	9	.334	11	7	4-7	154	6	3	.982

PADILLA, Alex

Year	avg	gp-gs	ab	r	h	2b	3b	hr	rbi	tb	slg%	bb	hbp	so	gdp	ob%	sf	sh	sb-att	po	a	e	fld%
2017	.000	0-0	0	0	0	0	0	0	0	0	.000	0	0	0	0	.000	0	0	0-0	3	7	0	1.000
TOTAL	.000	0-0	0	0	0	0	0	0	0	0	.000	0	0	0	0	.000	0	0	0-0	3	7	0	1.000

Year	era	w-l	app	qs	cq	sho	sv	ip	h	r	er	bb	so	2b	3b	hr	bf	bavg	wp	hbp	bk	sfa	sha
2017	0.49	2-1	27	0	0	0/5	10	37.0	24	4	2	11	32	4	0	1	142	.186	3	1	0	0	1
TOTAL	0.49	2-1	27	0	0	0/5	10	37.0	24	4	2	11	32	4	0	1	142	.186	3	1	0	0	1

RAMIREZ, Ricardo

Year	avg	gp-gs	ab	r	h	2b	3b	hr	rbi	tb	slg%	bb	hbp	so	gdp	ob%	sf	sh	sb-att	po	a	e	fld%
2014	.212	20-8	33	6	7	2	0	0	1	9	.273	5	1	13	0	.333	0	3	0-0	88	3	1	.989
2015	.175	20-15	57	8	10	3	0	0	5	13	.228	6	3	8	0	.288	0	1	0-0	27	14	2	.953
2016	.272	51-51	191	32	52	16	2	6	43	90	.471	27	4	44	2	.362	7	1	5-6	481	31	2	.996
2017	.290	54-54	193	36	56	15	0	9	40	98	.508	32	4	41	3	.398	2	5	0-2	511	24	2	.996
TOTAL	.264	145-128	474	82	125	36	2	15	89	210	.443	70	12	106	5	.366	9	10	5-8	1107	72	7	.994

RILEY, Danny

Year	avg	gp-gs	ab	r	h	2b	3b	hr	rbi	tb	slg%	bb	hbp	so	gdp	ob%	sf	sh	sb-att	po	a	e	fld%
2016	.000	1-0	1	0	0	0	0	0	0	0	.000	0	0	1	0	.000	0	0	0-0	2	0	0	1.000
2017	.000	1-0	1	0	0	0	0	0	0	0	.000	0	0	0	0	.000	0	0	0-0	1	0	0	1.000
TOTAL	.000	2-0	2	0	0	0	0	0	0	0	.000	0	0	1	0	.000	0	0	0-0	3	0	0	1.000

Year	era	w-l	app	qs	cq	sho	sv	ip	h	r	er	bb	so	2b	3b	hr	bf	bavg	wp	hbp	bk	sfa	sha
2017	0.00	0-0	4	0	0	0/0	0	2.2	1	1	0	2	5	0	0	0	12	.111	0	0	0	0	0
TOTAL	0.00	0-0	4	0	0	0/0	0	2.2	1	1	0	2	5	0	0	0	12	.111	0	0	0	0	0



Individual Career History



RYAN, Connor

Year	avg	gp-gs	ab	r	h	2b	3b	hr	rbi	tb	slg%	bb	hbp	so	gdp	ob%	sf	sh	sb-att	po	a	e	fld%
2015	.000	0-0	0	0	0	0	0	0	0	0	.000	0	0	0	0	.000	0	0	0-0	2	5	0	1.000
2016	.000	0-0	0	0	0	0	0	0	0	0	.000	0	0	0	0	.000	0	0	0-0	0	2	0	1.000
2017	.000	0-0	0	0	0	0	0	0	0	0	.000	0	0	0	0	.000	0	0	0-0	0	3	0	1.000
TOTAL	.000	0-0	0	0	0	0	0	0	0	0	.000	0	0	0	0	.000	0	0	0-0	2	10	0	1.000

Year	era	w-l	app	gs	cq	sho	sv	ip	h	r	er	bb	so	2b	3b	hr	bf	bavg	wp	hbp	bk	sfa	sha
2015	4.94	2-1	10	5	0	0/1	0	27.1	32	19	15	14	20	5	1	1	133	.296	5	7	0	2	2
2016	1.42	1-0	1	1	0	0/0	0	6.1	5	1	1	3	5	1	0	0	27	.208	0	0	0	0	0
2017	3.55	3-1	20	0	0	0/4	1	25.1	24	10	10	4	27	6	0	2	103	.261	2	4	0	2	1
TOTAL	3.97	6-2	31	6	0	0/5	1	59.0	61	30	26	21	52	12	1	3	263	.272	7	11	0	4	3

SCHULEWITZ, Mitchell

Year	avg	gp-gs	ab	r	h	2b	3b	hr	rbi	tb	slg%	bb	hbp	so	gdp	ob%	sf	sh	sb-att	po	a	e	fld%
2014	.000	31-0	0	0	0	0	0	0	0	0	.000	0	0	0	0	.000	0	0	0-0	4	9	2	.867
2015	.000	0-0	0	0	0	0	0	0	0	0	.000	0	0	0	0	.000	0	0	0-0	2	1	0	1.000
2016	.000	0-0	0	0	0	0	0	0	0	0	.000	0	0	0	0	.000	0	0	0-0	5	17	2	.917
2017	.000	0-0	0	0	0	0	0	0	0	0	.000	0	0	0	0	.000	0	0	0-0	0	10	1	.909
TOTAL	.000	31-0	0	0	0	0	0	0	0	0	.000	0	0	0	0	.000	0	0	0-0	11	37	5	.906

Year	era	w-l	app	gs	cq	sho	sv	ip	h	r	er	bb	so	2b	3b	hr	bf	bavg	wp	hbp	bk	sfa	sha
2014	3.54	4-7	31	0	0	0/0	3	56.0	64	34	22	12	59	7	1	2	256	.288	1	10	0	5	7
2015	3.66	1-2	13	0	0	0/0	0	19.2	21	12	8	6	11	1	0	0	85	.280	3	2	0	1	0
2016	5.63	2-5	19	8	0	0/3	0	54.1	57	43	34	29	43	5	2	6	250	.278	5	11	0	3	2
2017	2.01	3-1	19	0	0	0/4	2	22.1	15	7	5	8	22	1	0	1	91	.183	1	0	0	1	0
TOTAL	4.08	10-15	82	8	0	0/7	5	152.1	157	96	69	55	135	14	3	9	682	.269	10	23	0	10	9

SMITH, Austin

Year	avg	gp-gs	ab	r	h	2b	3b	hr	rbi	tb	slg%	bb	hbp	so	gdp	ob%	sf	sh	sb-att	po	a	e	fld%
2016	.000	0-0	0	0	0	0	0	0	0	0	.000	0	0	0	0	.000	0	0	0-0	5	4	0	1.000
TOTAL	.000	0-0	0	0	0	0	0	0	0	0	.000	0	0	0	0	.000	0	0	0-0	5	4	0	1.000

Year	era	w-l	app	gs	cq	sho	sv	ip	h	r	er	bb	so	2b	3b	hr	bf	bavg	wp	hbp	bk	sfa	sha
2016	4.95	0-1	17	0	0	0/0	1	40.0	45	25	22	11	27	12	1	1	185	.285	1	13	0	1	2
2017	1.86	1-0	8	0	0	0/1	0	9.2	9	2	2	5	7	2	0	2	42	.257	0	1	0	0	0
TOTAL	4.35	1-1	25	0	0	0/1	1	49.2	54	27	24	16	34	14	1	3	227	.280	1	14	0	1	2

TRAUTWEIN, Wyatt

Year	avg	gp-gs	ab	r	h	2b	3b	hr	rbi	tb	slg%	bb	hbp	so	gdp	ob%	sf	sh	sb-att	po	a	e	fld%
2017	6.75	0-0	4	0	0	0/0	0	2.2	4	2	2	3	0	0	0	0	14	.364	0	0	0	0	0
TOTAL	6.75	0-0	4	0	0	0/0	0	2.2	4	2	2	3	0	0	0	0	14	.364	0	0	0	0	0

2017 SINGLE-GAME HIGHS

FLAMES

Runs, Game	23, 4/21-1 at Youngstown State
Runs, Inning	12, 4/21-1 at Youngstown State (7 th)
Hits, Game	20, 4/9 vs. Oakland
Doubles	6, 4/9 vs. Oakland
Triples	1, 6x, last 5/27 vs. Wright State
Home Runs	3, 3x, last 4/11 at Northern Illinois
Extra-Base Hits	8, 4/9 vs. Oakland
Stolen Bases	3, 6x, last 4/21 at Youngstown State
Hit by Pitch	7, 4/1-1 vs. Milwaukee
Left On Base	17, 4/23-2 at Northern Kentucky
Errors	3, 5/14-2 at Valparaiso
Strikeouts	13, 3/4 at Missouri
Walks	12, 4/11 at Northern Illinois
Double Plays (Hit Into)	4, 5/25 vs. Oakland

OPPONENTS

Runs, Game	11, 3/5 at Missouri
Runs, Inning	7, 5/5-2 vs. Oakland (7 th inning)
Hits, Game	13, 2x, last 4/23-2 at Northern Kentucky
Doubles	5, 2x, last 3/24-1 vs. Valparaiso
Triples	None
Home Runs	4, 2x, last 4/9 vs. Oakland
Extra-Base Hits	6, 3/24-1 vs. Valparaiso
Stolen Bases	4, 2x, last 3/4 at Missouri
Left On Base	13, 2x, last 3/20 at Wright State
Errors	4, 5/6-2 vs. Milwaukee
Strikeouts	13, 2/19 vs. Prairie View A&M
Walks	6, 5x, last 5/5-2 vs. Oakland
Double Plays (Hit Into)	3, 6x, last 5/25 vs. Oakland

FLAMES INDIVIDUAL BATTING

Longest Hitting Streak	16, Calabrese, 4/15-5/14-1
Longest Active Hitting Streak	8, Ramirez
Longest On-Base Streak	42, Calabrese, 2/25-5/14-1
Longest Active On-Base Streak	9, Ramirez
Runs	4, Cronin, 4/21-1 at Youngstown State
Hits	5, Calabrese, 4/11 at Northern Illinois
Doubles	2, 6x, last Calabrese, 5/6-1 vs. Milwaukee
Triples	1, 6x, last Cronin, 5/27 vs. Wright State
Home Runs	2, Calabrese, 4/11 at Northern Illinois
Consecutive Games w/HR	2, 3x, last Bohanek, 4/14 - 4/15
Runs Batted In	8, Calabrese, 4/11 at Northern Illinois
Stolen Bases	2, 3x, last McDonald, 5/14-2 at Valparaiso
Hit by Pitch	2, 7x, last Bohanek, 5/6-1 vs. Oakland
Strikeouts	4, 2x, last Bohanek, 5/20 at Wright State
Walks	3, 5x, last Ramirez, 4/23-2 at Northern Kentucky

FLAMES INDIVIDUAL PITCHING

Innings Pitched, Starter	9.0, Birlingmair, 4/1-2 vs. Milwaukee
Innings Pitched, Reliever	4.1, Key, 2/25 at No. 7 Vanderbilt
Strikeouts, Starter	10, Birlingmair, 2/19 vs. Prairie View A&M
Strikeouts, Reliever	4, 3x, last Masa, 3/24-2 vs. Valparaiso
Walks	5, Dahlberg, 5/25 vs. Oakland
Hit batters	2, 4x, last Key, 5/14-2 at Valparaiso
Fewest Hits Allowed, Complete Game	2, Birlingmair, 4/1-2 vs. Milwaukee
Consecutive Scoreless IP, Starter	13.2, Dahlberg, 4/28-5/5-2
Consecutive Scoreless IP, Reliever	22.0, Padilla, 4/4-Current
Consecutive Scoreless IP, Combined	15.1, Campbell, 4/1-5/5-2
Consecutive Scoreless Relief Appearances	17, Padilla, 4/4-Current
Longest Winning Streak, Starter	7, Dahlberg, 3/9-4/21

MISCELLANEOUS

Most Games Over .500	24, Current
Most Games Under .500	2, 2x, last 3/5
Longest Winning Streak	9 games, 4/9-4/23-1
Longest Losing Streak	3 games, 2x, last 5/14-2-5/19
Longest Home Winning Streak	7 games, 3/26-4/8
Longest Home Losing Streak	2 games, 5/5-2-5/6-1
Longest Road Winning Streak	7, 3/7-4/23-1
Longest Road Losing Streak	3, 2x, 5/14-2-5/19
Longest Game, Innings	12.0, 3/19 vs. Youngstown State
Largest Margin of Victory	21, 4/21-1 at Youngstown State
Largest Margin of Defeat	5, 3/3 at Missouri
Largest Deficit Overcome	3, 4/2 vs. Milwaukee
Largest Lead Surrendered	4, 2/18 at New Orleans
Fewest Hits, Game	4, 5/19 at Wright State
Fewest Hits Allowed, Game	1, 5/13-1 vs. Wright State

UIC STARTS BY POSITION

Pitcher (5)	— Dahlberg (15), Birlingmair (14), Andersen (13), Key (10), Campbell (2)
Catcher (2)	— Calabrese (50), Ogata (4)
First Base (2)	— Ramirez (53), Ogata (1)
Second Base (1)	— Cronin (54)
Third Base (2)	— Norton (47), Gibis (7)
Shortstop (1)	— Bohanek (54)
Left Field (3)	— Gibis (38), Bottcher (15), Myers (1)
Center Field (1)	— McDonald (54)
Right Field (2)	— Ota (53), Gibis (1)
DH (7)	— Ogata (42), Calabrese (4), Bottcher (4), Hebert (1), Myers (1), Norton (1), Ramirez (1)

UIC STARTS BY ORDER

1st (5)	— Norton (20), Bohanek (18), Cronin (10), McDonald (5) , Bottcher (1),
2nd (6)	— Cronin (23) , Bohanek (13), Norton (13), Bottcher (2), Ota (2), Calabrese (1)
3rd (5)	— Bohanek (23) , Cronin (14), Ramirez (11), McDonald (5), Ota (1)
4th (5)	— Calabrese (22) , Ota (21), Cronin (7), Ogata (3), McDonald (1)
5th (4)	— Ota (25) , Calabrese (14), Ogata (10), McDonald (5)
6th (6)	— Ramirez (39) , Calabrese (5), McDonald (4), Bottcher (3), Ota (2), Ogata (1)
7th (6)	— Ogata (32) , Calabrese (7), McDonald (5), Bottcher (4), Ramirez (4), Ota (2)
8th (8)	— Gibis (38) , Calabrese (5), McDonald (4), Norton (3), Bottcher (1), Hebert (1), Myers (1), Ogata (1)
9th (5)	— McDonald (25), Norton (12) , Bottcher (8), Gibis (8), Myers (1)

LAST GAME IN BOLD

THE LAST TIME IT HAPPENED

INDIVIDUAL

Perfect game
No-hitter Ryan Zink, May 16, 2004 at Youngstown State (W, 1-0)
Complete game, one-hitter
15 or more strikeouts, one game 18, Joe Host, April 26, 1993 vs. Northeastern
Four strikeouts, one inning
Consecutive shutouts March 19, 2017 (Games 1 & 2) vs. Youngstown State (3-0, 1-0)
Consecutive shutouts, same pitcher
Two consecutive complete games, same pitcher
Inside-the-park home run Ricardo Ramirez, May 6, 2017 vs. Milwaukee (Game 2)
Leadoff home run Cody Bohanek, April 11, 2017 at Northern Illinois
Pitcher hit home run
Six hits, one game 7, Eric Duke, March 29, 1999 vs. Illinois Tech
Four doubles, one game
Two triples, one game Larry Gempp Jr., April 3, 2007 vs. Chicago State
Four home runs, one game Frank Provenzano, May 7, 1984 vs. Chicago State
Four or more steals, one game 5, John DeFilippo, March 7, 1993 vs. Tennessee State
Straight steal of home
Hitting for the cycle
Pinch-hit grand slam

TEAM

20 Runs, Game 23, 4/21/17 at Youngstown State (Game 1)
10 Runs, Inning April 21, 2017 at Youngstown State (7 th inning; 12 runs)
20 Hits, Game 20, 4/9/17 vs. Oakland
Six Home Runs, Game 6, 2x, last 2/20/16 at Texas Southern (Game 2)
Four Home Runs, Inning
Six Stolen Bases 6, 3/11/16 vs. Chicago State
Turned a Triple Play 4/11/17 at Northern Illinois (6 th inn.)
Hit into a Triple Play 2/19/16 at Texas Southern (5 th inn.)

RUNS SCORED BY INNING

Inn	UIC	Opp.
1 st	28	16
2 nd	49	13
3 rd	42	20
4 th	44	24
5 th	29	12
6 th	29	22
7 th	42	27
8 th	39	14
9 th	20	13
Extras	6	0
TOTALS	328	161

UIC HR/RBI BY POSITION

Pos.	HR	RBI
C	6	48
1B	9	40
2B	6	31
3B	2	16
SS	7	46
LF	1	23
CF	1	15
RF	4	42
DH	3	21
PH	0	5
TOTALS	39	295

SERIES RECORD

One-Game Series 2-1
Two-Game Series 5-1-5
Three-Game Series 7-2
Four-Game Series 0-0
First Game 17-6
Second Game 9-8
Third Game 8-1
Fourth Game 0-0