UNIVERSITY OF HOUSTON BASKETBALL

ATHLETICS COMMUNICATIONS: 3204 Cullen Blvd. • Suite 2008 • Houston, TX • 77204 • **Contact:** Jeff Conrad (*jaconrad@central.uh.edu*) **C:** (713) 557-3841 • ***UHCougars.com***

#5/5 HOUSTON COUGARS (30-6 • 14-4 Big 12)

The Preview CBB Exhibition (Fort Bend Epicenter • Rosenberg, Texas)			
Oct. 26	vs. rv/– Mississippi State	––	W, 61-52
Nov. 3	**LEHIGH**	**CBSSN**	**W, 75-57**
Nov. 8	**TOWSON**	**ESPN+**	**W, 65-48**
Nov. 12	**OAKLAND**	**ESPN+**	**W, 78-45**
RxBenefits The Battleground 2k25 (Legacy Arena at The BJCC • Birmingham, Ala.)			
Nov. 16	vs. #22/25 Auburn	ESPN	W, 73-72
Nov. 20	**RIDER**	**TNT**	**W, 91-45**
Players Era Championship (MGM Grand Garden Arena • Las Vegas)			
Nov. 24	vs. Syracuse	TNT/HBO Max	W, 78-74 (OT)
Nov. 25	vs. #17/16 Tennessee	TNT/HBO Max	L, 73-76
Nov. 26	vs. Notre Dame	TNT/HBO Max	W, 66-56
Houston Hoops Showdown (Toyota Center • Houston)			
Dec. 6	vs. Florida State	Peacock	W, 82-67
Dec. 10	**JACKSON STATE**	**ESPN+**	**W, 80-38**
Dec. 13	**NEW ORLEANS**	**ESPN+**	**W, 99-57**
Never Forget Tribute Classic (Prudential Center • Newark, N.J.)			
Dec. 20	vs. #14/14 Arkansas	CBS/Paramount+	W, 94-85
Dec. 29	**MIDDLE TENNESSEE**	**ESPN+**	**W, 69-60**
Jan. 3	* at Cincinnati	FOX	W, 67-60
Jan. 6	*** #14/14 TEXAS TECH**	**FS1**	**W, 69-65**
Jan. 10	* at Baylor	Peacock	W, 77-55
Jan. 13	*** WEST VIRGINIA**	**FS1**	**W, 77-48**
Jan. 18	*** ARIZONA STATE**	**ESPN**	**W, 103-73**
Jan. 24	* at #12/12 Texas Tech	ESPN	L, 86-90
Jan. 28	* at TCU	ESPN2	W, 79-70
Jan. 31	*** CINCINNATI**	**FOX**	**W, 76-54**
Feb. 4	*** rv/rv UCF**	**FS1**	**W, 79-55**
Feb. 7	* at #16/14 BYU	ESPN	W, 77-66
Feb. 10	* at Utah	ESPN2	W, 66-52
Feb. 14	*** KANSAS STATE**	**Peacock**	**W, 78-64**
Feb. 16	* at #6/6 Iowa State	ESPN	L, 67-70
Feb. 21	*** #4/4 ARIZONA**	**ABC**	**L, 66-73**
Feb. 23	* at #14/14 Kansas	ESPN	L, 56-69
Feb. 28	*** COLORADO**	**ESPN2**	**W, 102-62**
March 4	*** BAYLOR**	**ESPN2**	**W, 77-64**
March 7	* at Oklahoma State	CBS	W, 82-75
Phillips 66 Big 12 Tournament (T-Mobile Center • Kansas City, Mo.)			
March 12	vs. rv/rv 10) BYU	ESPN2	W, 73-66
March 13	vs. #16/14 (3) Kansas	ESPN	W, 69-47
March 14	vs. #2/2 (1) Arizona	ESPN	L, 74-79
NCAA Tournament First/Second Rounds (Paycom Center • Oklahoma City)			
March 19	vs. (15) Idaho	truTV	W, 78-47
March 21	vs. (10) Texas A&M	TNT	W, 88-57
NCAA Tournament South Regional (Toyota Center • Houston)			
March 26	vs. #13/12 (3) Illinois	TBS/truTV	9:05 p.m.
March 28	vs. TBA	TBA	TBA
NCAA Tournament Final Four (Lucas Oil Stadium • Indianapolis)			
April 4	vs. TBA	TBA	TBA
NCAA Tournament National Championship (Lucas Oil Stadium • Indianapolis)			
April 6	vs. TBA	TBA	TBA

Home games played in Fertitta Center and listed in **BOLD CAPS**
All times are Central and subject to change
Rankings listed as Associated Press/*USA TODAY Sports* Coaches'
Games can be heard on **950 AM KPRC** & **Varsity Network** app

NCAA TOURNAMENT SOUTH REGION SWEET 16

#5/5 (2) HOUSTON COUGARS (30-6 • 14-4 Big 12)

vs. #13/12 (3) ILLINOIS FIGHTING ILLINI (26-8 • 15-5 Big Ten)

9:05 p.m. • Thursday, March 26, 2026
Toyota Center (19,000) • Houston
TBS/truTV | SportsTalk 790 AM
SiriusXM Ch. 209/202
VarsityNetwork app | WestwoodOne/NCAA Radio

#5/5 (2) HOUSTON SET to FACE #13/12 (3) ILLINOIS in SWEET 16 in TOYOTA CENTER

• After its first two wins in the 2026 NCAA Tournament, #5/5 (2) Houston returns to the Bayou City to meet #13/12 (3) Illinois during the South Regional Sweet 16 at 9:05 p.m., Friday, inside Toyota Center.

• The Cougars earned their school-record seventh straight trip to the Sweet 16 with an impressive 88-57 win over (10) Texas A&M during the Second Round inside Paycom Center in Oklahoma City on Saturday night.

• With that win, the Cougars extended the nation's longest active Sweet 16 streak and posted their fifth straight 30-win season, tying Gonzaga for the NCAA Division I record.

• Houston has posted a 3-1 record in games played inside Toyota Center in its history. The Cougars claimed an 82-67 win over Florida State during the Houston Hoops Showdown in the most recent game there on December 6, 2025.

HEADLINES and STORYLINES

• Houston stood at #5 in both the Associated Press Top 25 and *USA TODAY Sports* Coaches polls. The Cougars have been ranked in each of the last 125 AP polls for the nation's longest active streak and the 14th longest streak in NCAA history. The streak includes 30 straight weeks in the AP Top 10.

• Since 2017-18, Houston are the nation's winningest team over the last 2+ (97), 3+ (130), 4+ (162), 5+ (189), 6+ (212), 7+ (246) and 8+ (273) seasons.

• With his Cougars' win over Lehigh on Nov. 3, Houston **Head Coach Kelvin Sampson** recorded the 800th win of his career and the 300th victory during his time in Houston. He became only the 17th coach in NCAA history (with 10+ years at Division I level) to record 800 victories and now has 829 in his career to rank 14th in NCAA history.

• **Head Coach Kelvin Sampson** moved one step closer to the Naismith Hall of Fame when he was selected as one of 21 finalists. Sampson's name will be sent to the Honors Committee for voting with the Hall of Fame Class of 2026 unveiled during NCAA Final Four weekend in Indianapolis on April 4-6. Earlier this season, Sampson was selected to the North Carolina Sports Hall of Fame Class of 2026. In late January, **Vice President for Athletics Eddie Nuñez** announced that Sampson would be inducted into the Houston Athletics Hall of Honor later this fall.

• Point guard **Kingston Flemings** became the first freshman in program history to earn All-America honors with his selections to the Second Team by *The Sporting News* and *Field of 68*.

• With four assists in Thursday's First-Round win over (15) Idaho, freshman point guard **Kingston Flemings** set Houston's freshman single-season assists record and now has 188 dimes. He also owns the school's freshman single-season scoring record.

• Freshman point guard **Kingston Flemings** was named one of five finalists for the Bob Cousy Award (top collegiate point guard) while senior guard **Emanuel Sharp** earned similar status for the Jerry West Award (top collegiate shooting guard).

• Senior guard **Emanuel Sharp** continues to rise on the UH career charts. The four-year letterman is now second in wins (124), ninth in points (1,685) and became the Cougars' career-3-point field goal leader after draining a career-high eight treys in the February 10 win.

SETTING the SCENE

Television: **TBS/truTV**
Kevin Harlan (pxp)
Robbie Hummel (analyst)
Stan Van Gundy (analyst)
Lauren Shehadi (reporter)

Radio: **SportsTalk 790 AM KBME / Varsity Network app /**
Jeremy Branham (PxP)
Elvin Hayes (analyst)
Pregame show begins at 8:50 p.m.

Westwood One/ NCAA Radio Network / Siriux XM Ch. 209/202
Spero Dedes (PxP)
Fran Fraschilla (analyst)

Series vs. Illinois: **Series tied 3-3**
First meeting since 2021-22 season
Houston won last, 68-53
NCAA Tournament South Region
Second Round
PPG Paints Arena • Pittsburgh
March 20, 2022
Houston leads 2-0 at neutral site
Houston won last at neutral site, 68-53
NCAA Tournament South Region
Second Round
PPG Paints Arena • Pittsburgh
March 20, 2022
Houston leads 1-0 at NCAA Tournament
Houston won last at NCAA Tournament, 68-53
NCAA Tournament South Region
Second Round
PPG Paints Arena • Pittsburgh
March 20, 2022

Houston Head Coach: Kelvin Sampson
(UNC Pembroke '78)
Career Record: 829-360 (37th year)
Houston Record: 329-90 (12th year)
vs. Illinois: 4-2
(1-0 with Houston; 3-2 with Indiana)
vs. Brad Underwood: 1-0
(1-0 with Houston)
in NCAA Tournament: 33-20
(21-7 with Houston; 2-3 with Indiana
11-9 with Oklahoma; 0-1 with Washington State)

Illinois Head Coach: Brad Underwood
(Kansas State '86)
Career Record: 243-134 (13th yr.)
Illinois Record: 191-109 (9th yr.)
vs. Houston: 0-1
(0-1 with Illinois)
vs. Kelvin Sampson: 0-1
(0-1 with Illinois)

Up Next: ***^ NCAA Tournament South Regional Elite Eight***
vs. #15/14 (4) Nebraska-(9) Iowa winner
Time TBA • Saturday, March 28
Toyota Center • Houston
^ – with win vs. #13/12 (3) Illinois on Thursday

@UHCOUGARMBK
#ForTheCity
#GoCoogs

THE KELVIN SAMPSON RADIO SHOW

J Bar M Barbecue • 2201 Leeland St.
7 p.m. • Throughout Big 12 season

Head Coach Kelvin Sampson holds his weekly radio show inside J Bar M Barbecue (2201 Leeland St., Houston, 77003).

Hosted by **Jeremy Branham**, the show airs from 7 to 8 p.m., during the Big 12 Conference season.

Each week, Coach Sampson and Jeremy discuss the latest news about Houston Basketball, the Big 12 Conference, the NCAA and more. Student-athlete and coaching and support staff guests also join Coach and Jeremy on shows.

Fans can tune in to 950 AM KPRC or listen via the Varsity Network app.

Fans can participate by tweeting questions to **@UHCougarMBK**.

Tue., Dec. 30	**Thur., Feb. 12**
Thur., Jan. 8	**Wed. Feb. 18**
Thur., Jan. 15	**Thur., Feb. 26**
Wed., Jan. 21	**Thur., March 5**
Thur., Jan. 29	**Mon., March 9**
Thur., Feb. 5	**Mon., March 17**

HOUSTON COUGARS at a GLANCE *(based on previous game starters)*

PROBABLE STARTERS		Pos.	Ht.	Wt.	Cl.-Exp.	Hometown	G-GS	PPG	RPG	Other
7	Milos Uzan	G	6-4	195	Sr.-1L	Las Vegas, Nev.	36-36	11.3	2.7	4.0 apg / 3.0 A-TO
4	Kingston Flemings	G	6-4	190	Fr.-HS	San Antonio, Texas	36-36	16.2	4.0	5.2 apg/1.6 spg
21	Emanuel Sharp	G	6-3	205	r-Sr.-3L	Tampa, Fla.	36-36	15.4	3.0	37.5 3FG%
5	Chris Cenac Jr.	C	6-11	240	Fr.-HS	New Orleans, La.	36-35	9.6	7.8	5.6 drpg
11	Joseph Tugler	F	6-8	230	r-Jr.-2L	Monroe, La.	36-35	8.5	5.3	1.5 bpg

RESERVES		Pos.	Ht.	Wt.	Cl.-Exp.	Hometown	G-GS	PPG	RPG	Other
24	Chase McCarty	F	6-5	215	r-Fr.-RS	Madison, Ala.	34-0	4.0	2.5	1.0 orpg
25	Mercy Miller	G	6-4	200	So.-1L	Los Angeles, Calif.	35-0	5.2	1.9	0.6 spg
14	Kalifa Sakho	C	6-11	230	Gr.-TR	Rouen, France	33-1	2.5	2.7	1.2 orpg
1	Isiah Harwell	G	6-6	220	Fr.-HS	Pocatello, Idaho	32-0	3.6	2.0	0.6 spg
3	Ramon Walker Jr.	G	6-5	215	r-Gr.-4L	Pearland, Texas	29-1	2.3	1.9	0.7 orpg
8	Cedric Lath	C	6-10	265	r-Jr.-2L	Abidjan, Ivory Coast	21-0	0.5	0.7	0.4 orpg
13	Jacob McFarland	C	6-11	225	r-So.-SQ	Moreno Valley, Calif.	3-0	0.0	1.0	0.7 drpg
0	Kordel Jefferson	G	6-3	195	r-So.-1L	Bogue Chitto, Miss.	3-0	1.3	0.7	40.0 FG%
6	Bryce Jackson	G	6-6	210	Fr.-HS	Pearland, Texas	Has not competed – Will redshirt			

2026 NCAA® DIVISION I MEN'S BASKETBALL CHAMPIONSHIP

FIRST ROUND 3/19-3/20	SECOND ROUND 3/21-3/22	SWEET 16® 3/26-3/27	ELITE EIGHT® 3/28-3/29	FINAL FOUR® 4/4

FIRST FOUR®

DAYTON 3/17-3/18

- 16 UMBC (24-8) vs. 16 Howard (23-10)
- 11 Texas (18-14) vs. 11 NC State (20-13)
- (18-17) Prairie View A&M 16 vs. (18-16) Lehigh 16
- (31-1) Miami (Ohio) 11 vs. (20-13) SMU 11

EAST

- 1 Duke (32-2) vs. 16 Siena (23-11): Duke, 71-65
- 8 Ohio St. (21-12) vs. 9 TCU (22-11): TCU, 66-64
- Duke, 81-58
- 5 St. John's (28-6) vs. 12 Northern Iowa (23-12): St. John's, 79-53
- 4 Kansas (23-10) vs. 13 Cal Baptist (25-8): Kansas, 68-60
- St. John's, 67-65
- 6 Louisville (23-10) vs. 11 South Florida (25-8): Louisville, 83-79
- 3 Michigan St. (25-7) vs. 14 North Dakota St. (27-7): Michigan State, 92-67
- Michigan State 77-69
- 7 UCLA (23-11) vs. 10 UCF (21-11): UCLA, 75-71
- 2 UConn (29-5) vs. 15 Furman (22-12): UConn, 82-71,
- UConn, 73-57

SOUTH

- 1 Florida (26-7) vs. Prairie View A&M, 67-55: Florida, 114-55
- 8 Clemson (24-10) vs. 9 Iowa (21-12): Iowa, 67-61
- Iowa, 7-372
- 5 Vanderbilt (26-8) vs. 12 McNeese (28-5): Vanderbilt, 78-68
- 4 Nebraska (26-6) vs. 13 Troy (22-11): Nebraska, 76-47
- Nebraska, 74-72
- 6 North Carolina (24-8) vs. 11 VCU (27-7): VCU, 82-78
- 3 Illinois (24-8) vs. 14 Penn (18-11): Illinois, 105-70
- Illinois, 76-55
- 7 Saint Mary's (27-5) vs. 10 Texas A&M (21-11): Texas A&M, 63-50
- 2 Houston (28-6) vs. 15 Idaho (21-14): HOUSTON, 78-47
- HOUSTON, 88-57

WEST

- 1 Arizona (32-2) vs. 16 Long Island (24-10): Arizona, 92-58
- 8 Villanova (24-8) vs. 9 Utah St. (28-6): Utah State, 86-76
- Arizona, 78-66
- 5 Wisconsin (24-10) vs. 12 High Point (30-4): High Point, 83-82
- 4 Arkansas (26-8) vs. 13 Hawaii (24-8): Arkansas, 97-78
- Arkansas, 94-88
- 6 BYU (23-11) vs. Texas, 68-66: Texas, 79-71
- 3 Gonzaga (30-3) vs. 14 Kennesaw St. (21-13): Gonzaga, 73-64
- Texas, 74-68
- 7 Miami (FL) (25-8) vs. 10 Missouri (20-12): Miami (Fla.) (80-66)
- 2 Purdue (27-8) vs. 15 Queens (N.C.) (21-13): Purdue, 104-71
- Purdue, 79-69

MIDWEST

- 1 Michigan (31-3) vs. Howard, 86-83: Michigan, 101-80
- 8 Georgia (22-10) vs. 9 Saint Louis (28-5): Saint Louis, 102-77
- Michigan, 95-72
- 5 Texas Tech (22-10) vs. 12 Akron (29-5): Texas Tech, 91-71
- 4 Alabama (23-9) vs. 13 Hofstra (24-10): Alabama, 90-70
- Alabama, 90-65
- 6 Tennessee (22-11) vs. Miami (Ohio), 89-79: Tenessee, 78-56
- 3 Virginia (29-5) vs. 14 Wright St. (23-11): Virginia, 82-73
- Tennessee, 79-72
- 7 Kentucky (21-13) vs. 10 Santa Clara (26-8): Kentucky, 89-84 (OT)
- 2 Iowa St. (27-7) vs. 15 Tennessee St. (23-9): Iowa State, 108-74
- Iowa State, 82-63

NATIONAL CHAMPIONSHIP 04/06

SEMIFINALS _____ _____ SEMIFINALS

Watch the tournament on these networks or at NCAA.COM/MarchMadness

All Times Eastern

*On March 15, the NCAA Division I Men's Basketball Committee will select eight teams to play in the First Four. Those games are scheduled for March 17 and 18 in Dayton. The four winning teams will advance to first-round sites to be determined by the committee during selection weekend. First-/second-round and regional sites will be placed in the bracket by the committee on March 16.
March 19 and 21 first-/second-round sites: Buffalo, NY; Greenville, SC; Oklahoma City, OK; Portland, OR.
March 20 and 22 first-/second-round sites: Tampa, FL; Philadelphia, PA; San Diego, CA; St. Louis, MO.
March 26 and 28 regional sites: Houston, TX (South); San Jose, CA (West).
March 27 and 29 regional sites: Chicago, IL (Midwest); Washington, D.C. (East).

#MARCH MADNESS
#MFINALFOUR

©2026 National Collegiate Athletic Association.

GAME 37 • #5/5(2) HOUSTON vs. #13/12(3) ILLINOIS • NCAA TOURNAMENT SOUTH REGION SWEET 16 • 9:05 PM. • THURSDAY, MARCH 26, 2026 @UHCougarMBK

3 NCAA National Championship Game Appearances • 7 NCAA Final Four Appearances • 27 NCAA Tournaments • 22 Conference Championships • 2 NBA Draft No. 1 Overall Picks • 12 NBA Draft First-Round Selections

QUICK FACTS

GENERAL INFORMATION

Location:	Houston, Texas
Founded:	1927
Enrollment:	47,981
Nickname:	Cougars
Colors:	Scarlet (PMS 186) and White
Arena (capacity):	Fertitta Center (7,035)
Court Name:	Penick Court
Affiliation:	NCAA Division I
Conference:	Big 12
President/Chancellor:	Dr. Renu Khator
Vice President for Athletics:	Eddie Nuñez
NCAA Faculty Representative	Dr. Jason Porter
Athletics Ticket Office Phone:	(713) GO-COOGS (462-6647)

COACHING STAFF

Head Coach:	Kelvin Sampson (UNC Pembroke '78)
Record at Houston:	329-90(12th yr.)
Career Record:	829-360 (37th yr.)
Assistant Coaches:	Kellen Sampson, K.C. Beard, Mike Ekanem
Special Assistant to the Head Coach/Assistant Coach:	Hollis Price
Director of Player Development/Assistant Coach:	Anthony Goldwire

SUPPORT STAFF

Chief of Staff:	Lauren Sampson
Director of Operations & Basketball Strategy:	Bobby Champagne
Video Coordinator:	Matthew McDonald
Associate AD for Sports Medicine:	John Houston
Director of Sports Performance:	Alan Bishop
Director of Program Strategy & Player Relations:	Bilal Batley
Associate Director of Operations:	Will Finch
Assistant Sports Performance Coach:	Eric Johanning
Internal Operations:	Ryan Elvin, Justin Whatley, Matthew Criswell
Graduate Assistant Athletics Trainer:	Cormia Lewis
Student Managers:	Ciarra Merchant, Brady Wilkes, Kendal White, Andrew Gonzalez, Taelyn Harris, Noah Whiteley, KP Arnold, Joshua Watson, Beamer Williams

TEAM INFORMATION

2024-25 Record:	35-5
2024-25 Big 12 Finish:	19-1 (Champions)
2024-25 Big 12 Championship Finish:	3-0 (Champions)
Starters Returning/Lost:	3 / 2
Lettermen Returning/Lost:	7 / 5
Squad Members/Redshirts Returning:	1/1
Newcomers:	5
Returning Scoring:	26.8% (791 of 2,946 pts.)
Returning Rebounding:	29.4% (434 of 1,475 rebs.)
Returning Assists:	51.4% (247 of 483 asts.)

FERTITTA CENTER

Capacity:	7,035
Record:	124-8 (.939)
Current Streak:	Won, 2 games (since Feb. 28, 2026); Won 53 of last 55
First Game:	W, 65-61, vs. #18/21 Oregon (Dec. 1, 2018)
Attendance:	855,539 (6,482 avg.)
Renovation Cost:	$60 million
Architects:	PGAL and AECOM
Project Manager:	Turner Construction

HISTORY

First Season:	1946
All-Time Record:	1,500-893 (.627)
NCAA Tournament Appearances / Last:	27 / 2026
Postseason Record (NCAA & NIT):	50-41 (.549)
National Championship Appearances:	**3** (2025, 1984, 1983)
Final Four Appearances:	**7** (2025, 2021, 1984, 1983, 1982, 1968, 1967)
Elite Eight Appearances:	**8** (2025, 2022, 2021, 1984, 1983, 1982, 1968, 1967)
Sweet 16 Appearances:	**18** (2026, 2025, 2024, 2023, 2022, 2021, 2019, 1984, 1983, 1982, 1971, 1970, 1968, 1967, 1966, 1965, 1961, 1956)
Last NCAA Appearance:	2026 NCAA Tournament
Conference Regular-Season Championships / Last:	13 (2024-25)
Conference Tournament Championships / Last:	9 (2025)
NIT Appearances:	11 (2017, 2016, 2006, 2005, 2002, 1993, 1991, 1988, 1985, 1977, 1962
Last NIT Appearance:	2017 (lost to Akron, First Round)

ATHLETICS COMMUNICATIONS

Assistant AD / Primary Basketball Contact:	Jeff Conrad
Office / Cell Phone:	(713) 743-9410 / (713) 557-3841
Email:	jaconrad@central.uh.edu

2025-26 HOUSTON COUGARS

No.	Name	Pos.	Ht.	Wt.	Cl.-Exp.	Hometown-High School (Last School)
0	Kordel Jefferson	G	6-3	195	r-So.-1L	Bogue Chitto, Miss.-James Martin [Arlington, Texas]
1	Isiah Harwell	G	6-6	220	Fr.-HS	Pocatello, Idaho-Wasatch Academy [Mount Pleasant, Utah]
3	Ramon Walker Jr.	G	6-5	215	r-Gr.-4L	Pearland, Texas-Shadow Creek
4	Kingston Flemings	G	6-4	190	Fr.-HS	San Antonio, Texas-William J. Brennan
5	Chris Cenac Jr.	F/C	6-11	240	Fr.-HS	New Orleans, La.-Link Academy [Branson, Mo.]
6	Bryce Jackson	G	6-6	210	Fr.-HS	Pearland, Texas-Shadow Creek
7	Milos Uzan	G	6-4	195	Sr.-1L	Las Vegas, Nev.-Desert Pines (Oklahoma)
8	Cedric Lath	C	6-10	265	r-Jr.-2L	Abidjan, Ivory Coast-Balboa School [San Diego, Calif.]
11	Joseph Tugler	F	6-8	230	r-Jr.-2L	Monroe, La.-Cypress Falls [Houston]
13	Jacob McFarland	C	6-11	225	r-So.-SQ	Moreno Valley, Calif.-Rancho Verde
14	Kalifa Sakho	C	6-11	230	Gr.-TR	Rouen, France-Auguste Renoir School (Sam Houston/Utah State/South Plains College)
21	Emanuel Sharp	G	6-3	205	r-Sr.-3L	Tampa, Fla.-Bishop McLaughlin Catholic School
24	Chase McCarty	F	6-5	215	r-Fr.-RS	Madison, Ala.-IMG Academy [Bradenton, Fla.]
25	Mercy Miller	G	6-4	200	So.-1L	Los Angeles, Calif.-Notre Dame

COACHING STAFF

Head Coach: Kelvin Sampson (UNC Pembroke '78), 12th season
Assistant Coach: Kellen Sampson (Oklahoma '07), 12th season
Assistant Coach: K.C. Beard (Boise State '08), 12th season overall
Assistant Coach: Mike Ekanem (Texas Lutheran '07), 1st season
Special Assistant to the Head Coach/Assistant Coach: Hollis Price (Oklahoma '11), 12th season
Director of Player Development/Assistant Coach: Anthony Goldwire (Houston '20), 6th season

SUPPORT STAFF

Chief of Staff: Lauren Sampson (Oklahoma '04)
Director of Operations & Basketball Strategy: Bobby Champagne (South Alabama '90)
Video Coordinator: Matthew McDonald (Houston '19)
Associate AD for Sports Medicine: John Houston (Texas Tech '91)
Director of Sports Performance: Alan Bishop (Utah State '09)
Director of Program Strategy & Player Relations: Bilal Batley (Oklahoma '07)
Associate Director of Operations: Will Finch (Indiana '07)
Assistant Director of Sports Performance: Eric Johanning (Murray State '22)
Internal Operations: Ryan Elvin (Houston '23); Justin Whatley (North Carolina Central '21); Matthew Criswell (Houston '25)
Graduate Assistant Athletics Trainer: Corma Lewis (Our Lady of the Lake '24)
Student Managers: Ciarra Merchant, Brady Wilkes, Kendal White, Andrew Gonzalez, Taelyn Harris, Noah Whiteley, KP Arnold, Joshua Watson, Beamer Williams

PRONUNCIATION GUIDE

Names

Chris CENAC Jr.	Suh-Nack
Bobby CHAMPAGNE	Sham-Pain
ISIAH Harwell	I-Zay-Uh
KORDEL Jefferson	Kor-Dell
CEDRIC LATH	Said-Rick Lot
Chase McCARTY	Muh-Car-Tee
Jacob McFARLAND	Mick-Far-Land
KALIFA SAKHO	Kuh-Lee-Fuh Sah-Ko
EMANUEL Sharp	E-Man-Yule
Joseph TUGLER	Tug-Lur
MILOS UZAN	My-Los (rhymes with dose) You-Zan

Hometowns

ABIDJAN, Ivory Coast	Ah-Buh-Jahn
BOGUE CHITTO, Miss.	Bo-Guh Chit-O
POCATELLO, Idaho	Po-Kuh-Tell-O
MORENO Valley, Calif.	More-A-No
PEARLAND, Texas	Pair-Land
ROUEN, France	Roo-Ahn

HOUSTON x JORDAN BRAND

• In April 2018, the Cougars became the seventh school to be selected to join the Jordan Brand family.

• Houston is one of 12 schools to wear the Jumpman logo, joining North Carolina, Michigan, Oklahoma, Florida, Georgetown, Marquette, San Diego State, UCLA, Morehouse, Howard and Cincinnati.

• In December 2020, Houston Women's Basketball joined the Jumpman roster.

UP NEXT

• With a win against #13/12 (3) Illinois on Thursday, Houston would advance to the NCAA Tournament South Regional Elite Eight inside Toyota Center in Houston.

• There, the Cougars would face the winner of #15/14 (4) Nebraska -(9) Iowa on Saturday, March 28.

• Game time and network would be announced following Thursday's Sweet 16 games.

• Thursday's game can be heard on SportsTalk 790 AM KBME and the Varsity Network app.

HOUSTON JOINS BIG 12

• The University of Houston Athletics Department officially entered a new era when it joined the Big 12 Conference on July 1, 2023.

• Cougars teamed with BYU, Cincinnati and UCF to join the league prior to the 2023-24 season.

• The University of Houston accepted an invitation to join the league on Sept. 9, 2021.

• In 2024-25, the league welcomed Arizona, Arizona State, Colorado and Utah to the 16-team Big 12.

TEAM COMPARISON

Category	UH	ILL
Associated Press *(as of March 16)*	#5	—
***USA TODAY Sports* Coaches** *(as of March 15)*	#5	—
NET ranking *(through March 15)*	#5	#8
KenPom *(through March 22)*	4th (+34.44)	6th (+33.27)
Offensive Efficiency	10th (125.3)	2nd (131.6)
Defensive Efficiency	4th (90.9)	24th (98.3)
ESPN BPI *(through March 22)*	4th (23.5)	7th (21.3)
Overall Record	30-6	26-8
Conference	Big 12	Big Ten
Conference Record	14-4 (2nd)	15-5 (t-2nd)
NCAA Tournament Seed	#2	#3
Points	77.5	84.7
Opp. Points	62.3	69.4
Scoring Margin	+15.2	+15.4
Rebounds	37.1	41.0
Opp. Rebounds	33.3	30.8
Rebounding Margin	+3.8	+10.2
Field Goal Pct.	45.1	46.5
Opp. Field Goal Pct.	39.5	40.9
3-Point Pct.	34.9	35.0
Opp. 3-Point Pct.	31.4	31.0
3-Point FG per game	8.8	11.0
Free Throw Pct.	77.2	78.4
Opp. Free Throw Pct.	69.9	72.7
Free Throws Made per Game	12.9	15.9
Personal Fouls	17.9	13.3
Assists	14.5	14.7
Turnovers	8.4	8.8
Turnovers Forced	13.5	7.9
Turnover Margin	+5.1	-0.9
Assist/Turnover Ratio	1.73	1.68
Blocked Shots	3.9	4.6
Steals	7.6	3.7

NET NOTES

• Houston stood at #5 in the NET rankings through March 15. Illinois was ranked #8.

• Ranking system relies on game results, strength of schedule, game location, scoring margin, net offensive and defensive efficiency and qualities of wins and losses.

• Using the quadrant system, the quality of wins and losses will be organized based on game location and the opponent's NET ranking.

– **Quadrant 1: Home** 1-30 | **Neutral** 1-50 | **Away** 1-75
– **Quadrant 2: Home** 31-75 | **Neutral** 51-100 | **Away** 76-135
– **Quadrant 3: Home** 76-160 | **Neutral** 101-200 | **Away** 135-240
– **Quadrant 4: Home** 161-353 | **Neutral** 201-353 | **Away** 241-353

• Replaced RPI as primary sorting tool for evaluating teams.1• Approved in July 2019 after consultation with Division I Men's Basketball Committee, National Association of Basketball Coaches, top basketball analytics and Google Cloud Professional Services.

KELVIN SAMPSON vs. ILLINOIS (4-2)

Houston 1-0 • Indiana 3-2
2-0 Home • 1-1 Road • 1-1 Neutral

with Houston (1-0)
NCAA Tournament South Region Second Round (PPG Paints Arena)
March 18, 2022 W 68-53 Pittsburgh

with Indiana (3-2)
Feb. 7, 2008 W 83-79(2OT) Champaign, Ill.
Jan. 13, 2008 W 62-58 Bloomington, Ind.
Big Ten Tournament (United Center)
March 9, 2007 L 54-58 Chicago
Feb. 12, 2007 W 65-61 Bloomington, Ind.
Jan. 23, 2007 L 43-51 Champaign, Ill.

KELVIN SAMPSON vs. BRAD UNDERWOOD (1-0)

Houston 1-0
0-0 Home • 0-0 Road • 1-0 Neutral

Sampson (Houston) v. Underwood (Illinois)
NCAA Tournament South Region Second Round (PPG Paints Arena)
March 18, 2022 W 68-53 Pittsburgh

CONSECUTIVE 30-WIN SEASONS in NCAA DIVISION I HISTORY

Rk.	No.	Schools	Years
t1.	5	Houston	2021 – present
		Gonzaga	2016-21
t3.	4	Villanova	2014-18
		Kansas	2009-13

COUGARS in TOYOTA CENTER (3-1)

UH Rk.	Date	W/L	Score	Opponent
Houston Hoops Showdown (Houston)				
#8/7	Dec. 6, 2025	W	82-67	vs. Florida State
Mattress Firm Battleground 2k24 (Houston)				
#4/4	Nov. 9, 2024	L	69-74	vs. #11/11 Auburn
The Halal Guys Showcase (Houston)				
#4/3	Dec. 16, 2023	W	70-66	vs. rv/rv Texas A&M
––	Dec. 21, 2013	W	59-48	vs. Rice

HOUSTON FRESHMAN SINGLE-GAME SCORING LEADERS

Rk.	Pts.	Player	Opponent	Date
1.	42	Kingston Flemings	at #12/12 Texas Tech	1/24/26
2.	34	Rob Williams	Rice	2/25/80
3.	31	Lanny Smith	Southern Miss	2/3/04

HOUSTON SINGLE-GAME SCORING LEADERS in ROAD GAMES

Rk.	No.	Player	Opponent	Date
t1.	50	Elvin Hayes (Sr.)	at Centenary	2/10/68
		Don Boldebuck (Jr.)	at Sam Houston State	2/17/55
t3.	42	Kingston Flemings (Fr.)	at #12/12 Texas Tech	1/24/26
		Tim Moore (So.)	at Baylor	1/22/1994
		Otis Birdsong (Sr.)	at #8 UCLA	1/2/1977
		Otis Birdsong (Jr.)	at Rice	2/7/1976
		Elvin Hayes (Jr.)	at UNLV	1/31/1967
t8.	41	Robert McKiver (Sr.)	at UAB	2/20/2008
		Greg Anderson (Jr.)	at Arizona State	12/6/1986
t10.	40	Rob Williams (So.)	at Texas	1/10/1981
		Dwight Davis (Sr.)	at Jacksonville	2/28/1972
		Elvin Hayes (Sr.)	at Hardin-Simmons	2/26/1968

ONE STEP CLOSER...

• Houston **Head Coach Kelvin Sampson** took a step closer to the Naismith Basketball Hall of Fame when he was named one of 21 Finalists by the Hall on February 11.

• In more than 36 seasons as a head coach, Sampson has compiled an 829-360 record with 20 NCAA Tournament appearances during his career. He is one of only 15 coaches in NCAA history to lead 4+ schools to the NCAA Tournament and is one of only 16 coaches to lead multiple schools to the NCAA Final Four.

• In his career, he has been named a National Coach of the Year 14 times with five honors during the 2023-24 season alone. Sampson has received 10 conference Coach of the Year awards from five different leagues and guided every program he has led to multiple 20-win seasons during his stints.

• In more than 11 seasons at Houston, Sampson has led the Cougars to eight consecutive NCAA Tournament appearances – including the 2025 NCAA National Championship Game and the 2021 NCAA Final Four – six American Athletic Conference titles, two Big 12 Conference regular-season crowns and one Big 12 Tournament championship. He became the second-winningest coach in Houston history during the 2020-21 season and ranks as the school's career leader with a .785 winning percentage.

• Sampson is the only coach in Houston history to lead the Cougars to five, six, seven, eight, nine, 10 and 11 consecutive 20-win seasons as well as three and four consecutive 30-win campaigns.

• His name now will be presented to the Honors Committee, consisting of Hall of Famers, basketball executives and administrators, media members and other experts in the game of basketball.

• A finalist must receive a minimum of 18 votes from the Honors Committee to be enshrined in the Naismith Basketball Hall of Fame.

• The Naismith Basketball Hall of Fame Class of 2026 will be announced at 11 a.m., April 4, in a live broadcast on ESPN2 during Final Four weekend.

BREAKING a RECORD in STYLE

• Senior guard **Emanuel Sharp** etched his name into the Houston records book in fine fashion during the Cougars' road win at Utah on February 10.

• After missing his first 3-point attempt, Sharp proceeded to drain his next six attempts on the way to a game- and career-high eight 3-pointers against the Utes. He finished with a game-high 27 points.

• With his 3-point total, Sharp became the Cougars' career leader in 3-point field goals. He moved past guard **Marcus Sasser** (276, 2019-23) for the top spot in the Houston records book and now has 306 3-pointers in his career.

WHAT a DAY for KINGSTON!

• Freshman point guard **Kingston Flemings** etched his name in the Houston records book with his 42-point performance at #12/12 Texas Tech on January 26.

• Flemings' point total tied as the 17th-highest in UH single-game history.

• Flemings set a Houston freshman single-game scoring record with his total. He moved past the previous high of 34 points by guard **Rob Williams** against Rice on February 25, 1980.

• It was the third-highest scoring total by any Cougar of any class in a road game. His mark trailed only center **Elvin Hayes**' 50 points at Centenary (February 10, 1968) and center **Don Boldebuck**'s 50 points at Sam Houston (February 17, 1955)... Flemings equaled the mark by guard **Tim Moore** (at Baylor, January 22, 1999), guard **Otis Birdsong** (at UCLA, January 2, 1977; and at Rice, February 7, 1976) and Hayes (at UNLV, January 31, 1996).

• Flemings teamed with BYU's AJ Dybantsa (43 pts., vs. Utah)to become the first Big 12 freshmen to score 40+ points on the same day. That duo teamed with Illinois' Keaton Wagler (46 pts., vs. Purdue) to become the first freshman trio to score 40+ points on the same day.

A NEW LEADER

• With 16 points at #14/14 Kansas on February 23, point guard **Kingston Flemings** set the Houston single-season scoring record by a freshman. Flemings now has 583 points through 36 games this season.

• Flemings moved past Houston great **Rob Williams**, who totaled 456 points in 28 games as a freshman in 1979-80.

• Those aren't the only freshman records Flemings has set. With 206 field goals this season, he moved past Williams' then-record 180 baskets in 1979-80.

• With four assists in Houston's NCAA Tournament First-Round win over (15) Idaho, Flemings moved past **Derrick Daniels**' freshman season record of 181 during the 1988-89 campaign. Flemings now has 188 assists this season.

HOUSTON'S RECORD ...

Category	2025-26 Record	2025-26 Pct.	Sampson Era Record	Sampson Era Pct
All Games	30-6	.833	329-90	.785
Conference Games	14-4	.778	165-52	.760
Big 12 Games	14-4	.778	48-8	.857
American Games	––	––	117-44	.727
Non-Conference Games	16-2	.889	164-38	.812
Postseason Games	3-1	.750	39-17	.696
Home Games	15-1	.938	179-25	.877
Away Games	6-3	.667	84-44	.656
Neutral-Site Games	9-2	.818	66-21	.759
vs. Ranked Opponents	5-6	.455	37-30	.552
vs. Unranked Opponents	25-0	1.000	292-60	.830
Winning Opening Tip	22-2	.917	215-39	.846
Opp. Wins Opening Tip	8-4	.667	114-51	.691
Scoring First	23-2	.920	225-34	.869
Opp. Scores First	7-4	.636	104-56	.650
Leading at Halftime	25-1	.962	282-32	.898
Trailing at Halftime	3-5	.375	43-55	.439
Tied at Halftime	2-0	1.000	4-3	.571
Leading With 5:00 Remaining	29-1	.967	311-20	.940
Trailing With 5:00 Remaining	1-5	.167	13-65	.167
Tied With 5:00 Remaining	0-0	.000	5-4	.556
in Overtime	1-0	1.000	10-7	.588
Shooting 40+ Percent	26-4	.867	279-39	.877
Shooting 35-39.99 Percent	3-1	.750	38-32	.543
Shooting <35 Percent	1-1	.500	12-19	.387
Opp. Shoots 40+ Percent	12-6	.667	112-79	.586
Opp. Shoots 35-39.99 Percent	10-0	1.000	95-7	.931
Opp. Shoots <35 Percent	8-0	1.000	122-4	.968
More 3-Pointers than Opp.	22-3	.880	218-40	.845
Fewer 3-Pointers than Opp.	7-3	.700	81-42	.659
Equal 3-Pointers as Opp.	1-0	1.000	30-8	.789
More Free Throws than Opp.	13-0	1.000	162-17	.905
Fewer Free Throws than Opp.	17-5	.773	152-71	.782
Equal Free Throws as Opp.	1-0	1.000	16-1	.941
More Rebounds than Opp.	23-2	.920	258-38	.872
Fewer Rebounds than Opp.	6-4	.600	63-47	.573
Equal Rebounds as Opp.	1-0	1.000	8-5	.615
More Assists than Opp.	23-3	.885	244-26	.904
Fewer Assists than Opp.	6-3	.667	67-57	.540
Equal Assists than Opp.	1-0	1.000	18 -7	.720
More Turnovers than Opp.	1-2	.333	70-36	.660
Fewer Turnovers than Opp.	27-2	.931	240-48	.833
Equal Turnovers than Opp.	2-2	.500	19-6	.760
Scoring 100+ Pts.	2-0	1.000	13-0	1.000
Scoring 90-99 Pts.	3-0	1.000	26-0	1.000
Scoring 80-89 Pts.	4-1	.800	78-7	.918
Scoring 70-79 Pts.	14-3	.824	128-18	.877
Scoring 60-69 Pts.	7-2	.778	79-36	.687
Scoring <60 Pts.	0-1	.000	5-30	.143
Allowing 100+ Pts.	0-0	.000	0-0	.000
Allowing 90-99 Pts.	0-1	.000	4-2	.667
Allowing 80-89 Pts.	1-0	1.000	6-17	.261
Allowing 70-79 Pts.	5-4	.556	33-33	.500
Allowing 60-69 Pts.	10-1	.909	103-29	.780
Allowing <60 Pts.	14-0	1.000	183-8	.958
Games Decided By 1-3 Pts.	1-2	.333	22-30	.423
Games Decided By 4-6 Pts.	2-2	.500	38-19	.667
Games Decided By 7-10 Pts.	7-1	.875	51-16	.761
Games Decided By 11+ Pts.	20-1	.952	218-25	.897
November	7-1	.875	58-10	.853
December	5-0	1.000	72-13	.847
January	7-1	.875	70-24	.745
February	4-3	.571	64-22	.744
March	6-1	.857	63-19	.768
April	0-0	.000	1-2	.333
in White Houston Uniforms	6-1	.857	145-30	.829
in White Cougars Uniforms	7-1	.875	31-6	.838
in White Throwback Uniforms	9-1	.900	27-3	.900
in Red Houston Uniforms	1-1	.500	47-34	.580
in Red Script Uniforms	0-0	.000	3-2	.600
in Black Houston Uniforms	6-1	.857	45-9	.833
in Black Cougars Uniforms	0-1	.000	15-4	.789
in Grey Uniforms	0-0	.000	15-1	.929
in Houston Blue Uniforms	1-0	1.000	1-1	.500

2025-26 STANDINGS

through games of March 22, 2026

Rk.	School	BIG 12 GAMES W	L	Pct.	ALL GAMES W	L	Pct.
1.	#2/2 (1) Arizona	16	2	.889	34	2	.944
2.	**#5/5 Houston**	**14**	**4**	**.778**	**30**	**6**	**.833**
t3.	#17/17 (3) Kansas	12	6	.667	24	11	.686
t3.	#20/19 (4) Texas Tech	12	6	.667	23	11	.676
t3.	#6/6 (5) Iowa State	12	6	.667	29	7	.806
6.	rv/– (6) TCU	11	7	.611	23	12	.657
t7.	(7) West Virginia	9	9	.500	18	14	.563
t7.	(8) UCF	9	9	.500	21	12	.636
t7.	(9) Cincinnati	9	9	.500	18	15	.581
t7 .	rv/rv (10) BYU	9	9	.500	23	12	.657
t11.	(11) Colorado	7	11	.389	17	15	.531
t11.	(12) Arizona State	7	11	.389	17	16	.515
t13.	(13) Baylor	6	12	.333	16	16	.500
t13.	(14) Oklahoma State	6	12	.333	20	15	.571
15.	(15) Kansas State	3	15	.167	12	20	.375
16.	(16) Utah	2	16	.111	10	22	.313

 # – national ranking (AP/Coaches)
() – seeding at Phillips 66 Big 12 Tournament

UPCOMING GAMES

Thur., March 26 ***NCAA Tournament South Regional Sweet 16 (Toyota Center)***
#5/5 (2) Houston vs. #13/12 (3) Illinois 9:05 p.m.

Fri., March 27 ***NCAA Tournament Midwest Region First Round (St. Louis)***
(2) Iowa State vs. (6) Tennessee 9:10 p.m.
NCAA Tournament West Region Sweet 16 (San Diego, Calif.)
(1) Arizona vs. (4) Arkansas 8:45 p.m.

RECENT GAMES

Sun., March 22 ***NCAA Tournament Midwest Region Second Round (St. Louis)***
(2) Iowa State 82, (7) Kentucky 63
NCAA Tournament West Region Second Round (San Diego, Calif.)
(1) Arizona 78, (9) Utah State 66
NCAA Tournament East Region Second Round (San Diego, Calif.)
(5) St. John's 67, (4) Kansas 65
NCAA Tournament East Region Second Round (Tampa, Fla.)
(4) Alabama 90, (5) Texas Tech 65
NIT Second Round
Wichita State 96, at Oklahoma State 70

Sat., March 21 ***NCAA Tournament South Region Second Round (Oklahoma City)***
#5/5 (2) Houston 88, (10) Texas A&M 57
NCAA Tournament East Region Second Round (Greenville, S.C.)
(1)Duke 81, (9) TCU 58

Fri., March 20 ***NCAA Tournament East Region First Round (Tampa, Fla.)***
(5) Texas Tech 91, (12)Akron 71
NCAA Tournament West Region First Round (San Diego, Calif.)
(1) Arizona 92, (16) LIU 58
NCAA Tournament Midwest Region First Round (St. Louis)
(2) Iowa State 108, (15) Tennessee State 74
NCAA Tournament East Region First Round (Philadelphia)
(7) UCLA 75, (10) UCF 71
NCAA Tournament East Region First Round (San Diego, Calif.)
(4) Kansas 68, (13) California Baptist 60

Thur., March 19 ***NCAA Tournament South Region First Round (Oklahoma City)***
#5/5 (2) Houston 78, (15) Idaho 47
NCAA Tournament East Region First Round (Greenville, S.C.)
(9)TCU 66, (8) Ohio State 64
NCAA Tournament West Region First Round (Portland, Ore.)
(11) Texas 79, (6) BYU 71

Tue., March 17 ***NIT First Round***
at Oklahoma State 84, Davidson 80

Sat., March 14 ***Phillips 66 Big 12 Tournament Championship (T-Mobile Center • Kansas City, Mo.)***
G15–#2/2 (1) Arizona 79, #5/5 (2) Houston 74

35-WIN TEAMS (1)

Rk.	No.	Record	Year	Head Coach	Postseason
1.	**35**	**35-5**	**2024-25**	**Kelvin Sampson**	**NCAA National Finalist**

30-WIN TEAMS (9)

Rk.	No.	Record	Year	Head Coach	Postseason
t2.	**33**	**33-4**	**2022-23**	**Kelvin Sampson**	**NCAA Sweet 16**
		33-4	**2018-19**	**Kelvin Sampson**	**NCAA Sweet 16**
t4.	**32**	**32-5**	**2023-24**	**Kelvin Sampson**	**NCAA Sweet 16**
		32-6	**2021-22**	**Kelvin Sampson**	**NCAA Elite Eight**
		32-5	1983-84	Guy V. Lewis	NCAA National Finalist
t7.	31	31-3	1982-83	Guy V. Lewis	NCAA National Finalist
		31-2	1967-68	Guy V. Lewis	NCAA Final Four
9.	**30**	**30-6**	**2025-26**	**Kelvin Sampson**	**TBA**

20-WIN TEAMS (32)

Rk.	No.	Record	Year	Head Coach	Postseason
10.	29	29-8	1976-77	Guy V. Lewis	NIT Runner-Up
11.	**28**	**28-4**	**2020-21**	**Kelvin Sampson**	**NCAA Final Four**
t12.	**27**	**27-8**	**2017-18**	**Kelvin Sampson**	**NCAA Second Round**
		27-4	1966-67	Guy V. Lewis	NCAA Final Four
t14.	25	25-6	1991-92	Pat Foster	NCAA First Round
		25-8	1989-90	Pat Foster	NCAA First Round
		25-8	1981-82	Guy V. Lewis	NCAA Final Four
		25-8	1977-78	Guy V. Lewis	NCAA First Round
		25-5	1969-70	Guy V. Lewis	NCAA Second Round
19.	24	24-10	2007-08	Tom Penders	CBI Semifinals
t20.	**23**	**23-8**	**2019-20**	**Kelvin Sampson**	**None – COVID-19**
		23-4	1972-73	Guy V. Lewis	NCAA First Round
		23-6	1965-66	Guy V. Lewis	NCAA Second Round
t23.	**22**	**22-10**	**2015-16**	**Kelvin Sampson**	**NIT First Round**
		22-7	1970-71	Guy V. Lewis	NCAA Second Round
t25.	**21**	**21-11**	**2016-17**	**Kelvin Sampson**	**NIT First Round**
		21-12	2008-09	Tom Penders	CBI First Round
		21-10	2005-06	Tom Penders	NIT Second Round
		21-9	1992-93	Pat Foster	NIT First Round
		21-9	1980-81	Guy V. Lewis	NCAA First Round
		21-6	1961-62	Guy V. Lewis	NIT Quarterfinals
t31.	20	20-13	2012-13	James Dickey	CBI Quarterfinals
		20-7	1971-72	Guy V. Lewis	NCAA First Round

WITH A WIN...

• Houston improves to 31-6 in 2025-26 and win their third straight game.
• The Cougars advance to the NCAA Tournament Elite Eight for the ninth time in school history and the second straight season.
• Houston improves to 1,501-893 in its history.
• The Cougars record the ninth 31-win season in school history.
• Houston moves to 4-3 in the series against Illinois.
• The Cougars win their second straight game against the Fighting Illini, the program's first consecutive victories in the series.
• Houston moves to 3-0 in neutral-site games against Illinois during the series history. Houston improves to 2-0 in NCAA Tournament games against Illinois.
• Houston, as a ranked (AP) team, moves to 3-1 when facing Illinois. Houston, as a ranked (AP) team, moves to 2-0 against Illinois in neutral-site games. Houston, as a ranked (AP) team, moves to 2-0 against Illinois during the NCAA Tournament
• Houston **Head Coach Kelvin Sampson** improves to 830-360 during his career and moves to 330-89 during his Houston tenure.
• Sampson ties Mount St. Mary's Coach Jim Phelan for 13th in NCAA Division I history (among coaches with 10+ years in Division I) with 830 career victories.
•Sampson leads his sixth team to the NCAA Elite Eight and his fourth Houston squad.
• Sampson records the seventh 31-win season of his career.
• Sampson improves to 5-2 against Illinois during his career with a 2-0 mark with Houston.
• Sampson wins his fourth straight game against Illinois during his career and for the fifth time in his last six games.
• Sampson moves to 2-1 in neutral-site games against Illinois during his career. Sampson improves to 2-0 against Texas A&M during the NCAA Tournament
• Sampson moves to 2-0 against Illinois Head Coach Brad Underwood during their careers. Sampson moves to 2-0 in neutral-site games against Underwood during their careers. Sampson improves to 2-0 against Underwood in NCAA Tournament games against Underwood during their careers.
• Senior guard **Emanuel Sharp** competes in the 125th win of his Houston career (provided he plays). Sharp would improve to 125-19 in his career.

ALL-BIG 12 CONFERENCE HONORS

• Four Cougars earned postseason Big 12 Conference honors in voting done by the league's head coaches.

Kingston Flemings – Unanimous choice for All-Big 12 First Team and unanimous selection for Big 12 All-Defensive Team... Leads Cougars and ranks among Big 12 Top-20 leaders with 16.2 points, 5.2 assists and 1.6 steals per game while hitting 47.8 percent of his shots from the field, 38.8 percent from behind the arc and 84.3 percent from the charity stripe... Paces Houston with 12 20-point games, including three straight in late January... Posted a career-high 42 points on 15-of-26 shooting at Texas Tech (January 24) to set the school freshman single-game scoring record.. Became only the 12th Cougar of any class to score 40+ points in game and topped the previous freshman scoring record of 34 points by **Rob Williams** against Rice on February 25, 1980... With 583 points this season, set the Houston freshman single-season scoring record, besting Williams' 456 points during the 1979-80 season... Just trails Williams' freshman season scoring record average of 16.3 points per game... Set Houston freshman season assists record in NCAA Tournament-First Round win over (15) Idaho and now has 188 dimes.

Emanuel Sharp – Collected All-Big 12 honors for third consecutive season after being named Honorable Mention during each of the previous two years... One of three

NATIONAL POLLS

as of March 15, 2026
*2025-26 opponents in **bold***
First place votes in parentheses

Associated Press

Rk.	Team	Record	Pts.
1.	Duke (50)	32-2	1,418
2.	**Arizona (7)**	**32-2**	**1,372**
3.	Michigan	31-3	1,310
4.	Florida	26-7	1,221
5.	**Houston**	**28-6**	**1,214**
6.	**Iowa State**	**27-7**	**1,096**
7.	UConn	29-5	1,032
8.	Purdue	27-8	912
9.	Virginia	29-5	903
10.	St. John's	28-6	860
11.	Michigan State	25-7	833
12.	Gonzaga	30-2	829
13.	**Illinois**	**24-8**	**801**
14.	**Arkansas**	**26-8**	**750**
15.	Nebraska	26-6	689
16.	Vanderbilt	26-8	538
17.	**Kansas**	**23-10**	**503**
18.	Alabama	23-9	438
19.	Wisconsin	24-10	392
20.	**Texas Tech**	**22-10**	**376**
21.	North Carolina	24-8	293
22.	Saint Mary's (Calif.)	27-5	113
t23.	Louisville	23-10	112
t23.	**Tennessee**	**22-11**	**112**
25.	Miami (Fla.)	25-8	110

Others receiving votes: Miami (Ohio) 100, **BYU 62**, UCLA 38, Utah State 28, **TCU 17**, High Point 14, VCU 12, Clemson 9, Ohio State 5, Kentucky 4, Saint Louis 3, Akron 3, Santa Clara 2, McNeese 1.

USA TODAY Sports Coaches'

Rk.	Team	Record	Pts.
1.	Duke (26)	32-2	770
2.	**Arizona (5)**	**32-2**	**744**
3.	Michigan	31-3	718
4.	Florida	26-7	656
5.	**Houston**	**28-6**	**653**
6.	**Iowa State**	**27-7**	**586**
7.	UConn	29-5	570
8.	Virginia	29-5	531
9.	St. John's	28-6	514
10.	Gonzaga	30-3	470
11.	Michigan State	25-7	450
12.	**Illinois**	**24-8**	**437**
13.	Purdue	27-8	416
14.	Nebraska	26-6	395
15.	**Arkansas**	**26-8**	**381**
16.	Vanderbilt	26-8	316
17.	**Kansas**	**23-10**	**242**
18.	Alabama	23-9	239
19.	**Texas Tech**	**22-10**	**228**
20.	Wisconsin	24-10	189
21.	North Carolina	24-8	149
22.	Saint Mary's (Calif.)	27-5	103
23.	Miami (Fla.)	25-8	76
24.	Louisville	23-10	56
25.	**Tennessee**	**22-11**	**55**

Others receiving votes: Miami (Ohio) 36; UCLA 31; Utah State 23; **BYU 14**; Villanova 11; Saint Louis 7; VCU 5; Akron 1; Ohio State 1; Santa Clara 1; South Florida 1.

WEEK-by-WEEK

Date	AP	Coaches
Preseason	**#2** (16) [1,459]	**#2** (12) [749]
Week 1 (Nov. 10)	**#1** (18) [1,462]	**#2** (7) [746]
Week 2 (Nov. 17)	**#2** (12) [1,457]	**#2** (9) [747]
Week 3 (Nov. 24)	**#3** (2) [1,425]	**#2** (2) [732]
Week 4 (Dec. 1)	**#8** [1,070]	**#7** [588]
Week 5 (Dec. 8)	**#7** [1,064]	**#8** [547]
Week 6 (Dec. 15)	**#8** [1,079]	**#8** [551]
Week 7 (Dec. 22)	**#8** [1,061]	**#8** [565]
Week 8 (Dec. 29)	No poll	**#8** [570]
Week 9 (Jan. 5)	**#7** [1,113]	**#7** [584]
Week 10 (Jan. 12)	**#7** [1,130]	**#7** [579]
Week 11 (Jan. 19)	**#6** [1,217]	**#6** [629]
Week 12 (Jan. 26)	**#10** [983]	**#7** [530]
Week 13 (Feb. 2)	**#8** [1,067]	**#8** [586]
Week 14 (Feb. 9)	**#3** [1,275]	**#3** [667]
Week 15 (Feb. 16)	**#2** (1) [1,402]	**#2** [719]
Week 16 (Feb. 23)	**#5** [1,251]	**#4** [647]
Week 17 (March 2)	**#7** [1,094]	**#6** [606]
Week 18 (March 9)	**#5** [1,241]	**#5** [640]
Week 19 (March 16)	**#5** [1,214]	**#5** [653]
Final (April 7)	––	––

() – First-place votes | [] Poll points

WINNINGEST NCAA DIVISION I TEAMS since 2017-18

through games of March 19, 2026 | 2025-26 opponents in **bold**

Rk.	School	Since '17-18	Since '18-19 (Rk.)	Since '19-20 (Rk.)	Since '20-21 (Rk.)	Since '21-22 (Rk.)	Since '22-23 (Rk.)	Since '23-24 (Rk.)	2025-26	2024-25	2023-24	2022-23	2021-22	2020-21	2019-20	2018-19	2017-18
1.	**Houston**	**273-50**	**246-42 (1)**	**213-38 (1)**	**190-30 (1)**	**162-26 (1)**	**130-20 (1)**	**97-16 (1)**	**30-6**	**35-5**	**32-5**	**33-4**	**32-6**	**28-4**	**23-8**	**33-4**	**27-8**
2.	Gonzaga	270-43	238-38 (2)	205-34 (2)	174-32 (2)	143-31 (6)	115-27 (5)	84-21 (6)	31-4	26-9	27-8	31-6	28-4	31-1	31-2	33-4	32-5
3.	Duke	254-62	225-54 (3)	193-48 (3)	168-42 (3)	155-31 (2)	123-24 (2)	96-15 (2)	34-2	35-4	27-9	27-9	32-7	13-11	25-6	32-6	29-8
4.	**Kansas**	**236-79**	**205-71 (4)**	**179-61 (t5)**	**151-58 (t7)**	**130-49 (9)**	**96-43**	**68-35**	**24-11**	**21-13**	**23-11**	**28-8**	**34-6**	**21-9**	**28-3**	**26-10**	**31-8**
5.	Purdue	235-81	205-74 (t4)	179-64 (t5)	163-49 (t4)	145-39 (t4)	116-31 (4)	87-25 (4)	29-8	24-12	34-5	29-6	29-8	18-10	16-15	26-10	30-7
6.	Arizona	228-78	201-70 (t7)	184-55 (4)	163-44 (t4)	146-35 (3)	113-31 (6)	85-24 (5)	34-2	24-13	27-9	28-7	33-4	17-9	21-11	17-15	27-8
7.	Saint Mary's (Calif.)	227-72	197-66	175-54 (9)	149-46 (10)	135-36 (7)	109-28 (t7)	82-20 (9)	27-6	29-6	26-8	27-8	26-8	14-10	26-8	22-12	30-6
t8.	Liberty	225-81	203-66 (6)	174-60 (10)	144-55	121-48	99-38	72-29	26-8	28-7	18-14	27-9	22-11	23-6	30-4	29-7	22-15
t8.	**Tennessee**	**225-85**	**199-76 (9)**	**168-70**	**151-56 (t7)**	**133-47 (8)**	**106-39 (10)**	**81-28 (10)**	**24-11**	**30-8**	**27-9**	**25-11**	**27-8**	**18-9**	**17-14**	**31-6**	**26-9**
t10.	Virginia	221-76	190-73	155-70	132-63	114-56	93-42	68-34	30-6	15-17	23-11	25-8	21-14	18-7	23-7	35-3	31-3
t10.	**Auburn**	**221-86**	**195-78**	**165-68**	**140-62**	**127-48**	**99-42**	**78-29**	**19-16**	**32-5**	**27-8**	**21-13**	**28-6**	**13-14**	**25-6**	**30-10**	**26-**
t12.	San Diego State	220-79	198-68 (10)	177-55 (t8)	147-53	124-48	101-39	69-32	22-11	21-10	26-11	32-7	23-9	23-5	30-2	21-13	22-11
t12.	Michigan State	220-89	190-84	158-77	136-68	121-55	98-42	77-29	27-7	30-7	20-15	21-13	23-13	15-13	22-9	32-7	30-5
14.	Utah State	218-88	201-71 (t7)	173-64	147-56	127-47	109-31 (t7)	83-22 (t7)	29-7	26-8	28-7	26-9	18-16	20-9	26-8	28-7	17-17
15.	Belmont	217-75	193-66	166-60	140-53	114-49	89-41	68-30	26-6	22-11	20-13	21-11	25-8	26-4	26-7	27-6	24-9
t16.	Vermont	212-75	185-67	158-60	132-53	122-48	94-42	71-31	22-12	21-12	28-7	23-11	28-6	10-5	26-7	27-7	27-8
t16.	Villanova	212-93	176-88	150-78	126-71	108-64	78-56	61-39	24-9	19-14	18-16	17-17	30-8	18-7	24-7	26-10	36-5
t16	Drake	212-96	195-80	171-69	151-55 (t7)	125-50 (t10)	100-39	73-31	14-20	31-4	28-7	27-8	25-11	26-5	20-14	24-10	17-17
t16.	North Carolina	212-102	186-91	157-84	143-65	125-54 (t10)	96-44	76-31	24-9	23-14	29-8	20-13	29-10	18-11	14-19	29-7	26-11
20.	**Texas Tech**	**211-98**	**184-88**	**153-81**	**135-68**	**117-57**	**90-47**	**74-31**	**23-11**	**28-9**	**23-11**	**16-16**	**27-10**	**18-11**	**18-13**	**31-7**	**27-10**

Cougars to start all 36 games to date and stands second on team with 15.4 points per game...Leads Cougars and ranks among Big 12 Conference Top-10 leaders in 3-point field goals per game (2.6) and 3-point field goal percentage (.375)... Leads league with an 89.1 free throw percentage... Has scored double-digit points in all but seven games this season with season-high 27 points in win over Florida State during the Houston Hoops Showdown inside Toyota Center (December 8) and at Big 12 rival Utah (February 10)... With career-high eight 3-point field goals in road win at Utah, became only eighth Cougar in school history to drain 8+ 3-pointers in a game... His trey total against Utah made him Houston's' career 3-point field goal leader.... Ranks second with 124 career wins and ranks ninth in school history with 1,685 points.... Also tied for second with 72 victories inside Fertitta Center in Houston history... Scheduled to graduate this spring with his bachelor's degree in integrated studies.

Joseph Tugler – Named to Big 12 All-Tournament Team... Received All-Big 12 Conference honors for second straight season after being named to league's Third Team a year ago.. Posted his second straight season on the Big 12 All-Defensive Team.... First Cougar to be named to multiple conference All-Defensive Teams in program history... Leads Houston with 1.5 blocks per game and is second on the squad with 5.3 rebounds and 1.3 steals per contest.... Stands eighth in the Big 12 with block average.... Has recorded eight games with 3+ blocks, including a season-high five blocked shots against Syracuse during the first day of Players Era Championship in Las Vegas, on November 24, 2025... Has posted 11 games with 7+ rebounds, including back-to-back double-digit performances in win over Big 12-rivals Texas Tech and Baylor in early January.

Milos Uzan – Received All-Big 12 honors for second straight season after being named to league's Second Team a year ago... Averaging 11.3 points per game and ranks among Big 12 leaders with 4.0 assists per game and a 2.98 assist-turnover ratio... Has recorded 23 games with one or fewer turnovers... Became 22nd player to record multiple 100-assist seasons during his Houston career.... Posted 20 games with double-digit points, including a career-high 26 points in wins over Syracuse during the first day of the Players Era Championship (November 24, 2025) and against Big 12-rival Colorado inside Fertitta Center (February 28)... Scheduled to graduate this spring with his bachelor's degree in integrated studies.

NCAA TOURNAMENT HISTORY in HOUSTON (3-0)

UH Rk.	Date	W/L	Score	Opponent
NCAA Tournament South Regional Sweet 16 (Toyota Center)				
#5/5	March 26, 2026			vs. #13/12 (3) Illinois
NCAA Tournament Midwest Region Second Round (The Summit)				
#1/	March 19, 1983	W	60-50	vs. Maryland
NCAA Tournament Midwest Region First Round (Hofheinz Pavilion)				
#18/	March 13, 1971	W	77-69	vs. New Mexico State
NCAA Tournament Midwest Region First Round (Delmar Gym)				
––	March 15, 1961	W	77-61	vs. Marquette

HOME SWEET HOME

Since 2015-16, the Cougars have posted a 170-16 (.914) record while competing in three different home venues, including a 143-8 (.947) mark in the last 7+ seasons.

Houston is 124-8 (.939) in the Fertitta Center during the facility's history

Season	Record	Venue (Record)
2025-26	15-1	Fertitta Center
2024-25	16-1	Fertitta Center
2023-24	17-0	Fertitta Center
2022-23	16-2	Fertitta Center
2021-22	16-1	Fertitta Center
2020-21	15-0	Fertitta Center
2019-20	14-2	Fertitta Center
2018-19	19-1	Fertitta Center (15-1) / H&PE Arena (4-0)
2017-18	15-0	H&PE Arena
2016-17	12-5	Hofheinz Pavilion (12-4) / H&PE Arena (0-1)
2015-16	15-3	Hofheinz Pavilion
Totals	**170-16**	**Fertitta Center (124-8); H&PE Arena (19-1); Hofheinz Pavilion (27-7)**

HOUSTON in NATIONAL POLLS

• Houston stood at #5 in both the Associated Press (1,241 pts.) and the *USA TODAY Sports* Coaches (653 pts.) polls, as of March 15.

• With the March 16 rankings, Houston was ranked in the AP Top 25 for the 270th week in program history.

• With the March 16 polls, Houston owns the nation's longest active streak of being ranked at 125 consecutive weeks. That ranks as the 14th longest streak in NCAA history according to *CollegePollArchive.com*. Gonzaga previously held the honor at 143 straight weeks before falling out of the Jan. 15, 2024, poll.

Record when Ranked: With its March 21 win over (10) Texas A&M during the NCAA Tournament South Region Second Round on March 21, the Cougars are 418-90 when playing as a ranked (AP) team in program history.

• With the win over (10) Texas A&M, Houston is 30-6 as a ranked (AP) team this season.

as #5: With the March 16 rankings, Houston is competing as the #5 (AP) team for the third week in 2025-26. The Cougars are 5-2 when playing as the #5 (AP) team this season.

• With the win over (10) Texas A&M, the Cougars have posted a 29-7 record as the #5 (AP) team during their history.

• Houston has won five of its last six games as the #5 (AP) team during its history. Only a 79-74 loss to #2/2 (1) Arizona during the Phillips 66 Big 12 Tournament Championship on March 19 prevents a longer streak.

• Thursday's game will be the first time that Houston, as the #5 (AP) team, will face Illinois.

vs. Illinois: Thursday's game will be the fourth time that Houston, as a ranked (AP) team, will face Illinois.

• Houston, as a ranked (AP) team, is 3-1 when facing Illinois.

• In its most recent meeting as a ranked (AP) team, Houston #15/15 Houston took a 68-53 win over #19/16 Illinois during the NCAA Tournament Second Round inside PPG Paints Arena in Pittsburgh on March 20, 2022.

in Top 10: With the March 16 rankings, the Cougars appeared in the AP Top 10 for the 165th time in school history.

• With the March 16 polls, the Cougars have appeared in the AP Top 10 in each of the last 30 weeks, beginning with the Jan. 13, 2025, poll. That ranks as the nation's second longest active streak and trails only Duke's 34 straight weeks among the AP Top 10.

Weekly Streaks: With the March 16 rankings, the Cougars extended their school record with their 125th consecutive week ranked among the AP Top 25. The previous mark was 35 straight weeks in the poll from 1967 to 1969.

• The Cougars have appeared in every AP Top 25 poll since Jan. 20, 2020 and own the nation's longest active streak.

• Houston has appeared in the Coaches poll for 106 consecutive weeks, dating back to March 2, 2020.

• The January 13, 2020, polls were the last time Houston did not appear in either the AP or Coaches Top 25 polls.

Season Streaks: This is the ninth straight season in which Houston was ranked for at least one week.

• The Cougars have been ranked in both final national polls in each of the last eight seasons, a first in program history.

Preseason: This was the sixth straight season in which the Cougars were ranked in both national preseason polls.

• That is the longest streak since the Cougars were ranked in the AP preseason poll for eight consecutive seasons from 1966 to 1974.

HOUSTON in TOP-FIVE MATCHUPS (5-5)

0-1 Home • 2-1 Road • 3-3 Neutral

UH Rk.	Date	Result	Opponent
#2/2	**2/21 /26**	**L 66-73**	*** #4/4 Arizona**
NCAA Tournament National Championship (Alamodome • San Antonio, Texas)			
#2/2	4/7/25	L 63-65	vs. #3/3 (1) Florida
NCAA Tournament Final Four (Alamodome • San Antonio, Texas)			
#2/2	4/5/25	W 70-67	vs. #1/1 (1) Duke
#5/4	12/17/22	W 69-61	at #2/2 Virginia
#4/5	1/22/84	L 67-74	at #3/3 Kentucky
NCAA Tournament National Championship (Kingdome • Seattle)			
#5/5	4/2/84	L 75-84	vs. #2/2 Georgetown
NCAA Tournament Final Four (University Arena • Albuquerque, N.M.)			
#1/	4/2/83	W 94-81	vs. #2/ Louisville
#1/	3/3/83	W 74-66	* at #5/ Arkansas
NCAA Tournament Final Four (Memorial Sports Arena • Los Angeles)			
#1/	3/22/68	L 69-101	vs. #2/ UCLA
Game of the Century ***(Houston • Astrodome)***			
#2/	1/20/68	W 71-69	vs. #1/ UCLA

HOUSTON vs. RANKED OPPONENTS

• With its 79-74 loss to #2/2 (1) Arizona during the Phillips 66 Big 12 Tournament Championship inside T-Mobile Center on March 14, Houston has posted a 107-198 record against ranked opponents during its history.

• The Cougars are 5-6 against ranked opponents in 2025-26. Houston finished 11-4 against ranked opponents in 2024-25.

vs. #13: Houston has posted a 6-4 record against the #13 (AP) during its history.

• In their most recent meeting against the #13 (AP) team, the Cougars claimed a 62-58 win at #13/13 Arizona in Tucson, Ariz., on February 15, 2025.

• That win snapped a four-game losing streak to the #13 (AP) team after starting with a five-game winning streak.

• Thursday's game is the first time that Houston wil face Illinois as the #13 (AP) team.

vs. Illinois: Houston has posted a 1-2 record against ranked (AP) Illinois teams during the series history.

• Thursday's game is the second straight game in which both schools were nationally ranked.

• Thursday's game marks the fourth straight game in which Illinois was ranked (AP).

• In the most recent meeting against a ranked (AP) Illinois team, #15/15 Houston claimed a win over the #19/16 Illini during the NCAA Tournament South Region Second Round inside PPG Paints Arena in Pittsburgh on March 20, 2022.

NCAA TOURNAMENT HISTORY

• The Cougars are competing in the 27th NCAA Tournament in school history in 2026.

• This marks the first time in school history that Houston will compete in eight consecutive NCAA Tournaments. The 1981-84 teams and the 1965-68 teams played in four straight NCAA Tournaments.

• With its March 21 win over (10) Texas A&M during the NCAA Tournament South Region First Round, Houston is 47-31 during the NCAA Tournament with Final Four appearances in 2025, 2021, 1984, 1983, 1982, 1968, 19868 and 1967.

• The Cougars advanced to the NCAA National Championship Game 2025 (losing to Florida), in 1984 (losing to Georgetown) and in 1983 (losing to NC State).

• Houston has competed in the NCAA Tournament Sweet 16 for each of the last seven years, the nation's longest active streak.

NCAA TOURNAMENT HISTORY by SEEDING

as No. 2 – The 2025-26 season marks the third season in which Houston will compete as the #2 seed in the NCAA Tournament during the program's history. The 2025-26 team joined the 2020-21 and 1983-84 squads

• With its March 21 win over (10) Texas A&M during the NCAA Tournament South Region First Round, Houston has posted a 10-2 record as a #2 seed in the NCAA Tournament.

• This marks the fourth consecutive season in which the Cougars will play as a Top-Two seed in the NCAA Tournament (#2 in 2026, #1 in 2025, #1, in 2024, #1 in 2023).

• In both previous seasons in which the Cougars played as the #2 seed in the NCAA Tournament, Houston advanced to the NCAA Final Four.

KENPOM.COM TOP 10 in BOTH OFFENSIVE & DEFENSIVE EFFICIENCIES

through March 22, 2026

School	OFF.	Rk.	DEF.	Rk.	OVER	Rk.
Houston	**125.3**	**10th**	**90.9**	**4th**	**+34.44**	**4th**
Michigan	127.7	6th	89.9	2nd	+37.83	1st
Arizona	127.9	4th	90.1	3rd	+37.83	2nd
Duke	127.3	7th	89.5	1st	+37.82	3rd
Florida	126.0	9th	92.5	7th	+33.50	5th

KENPOM.COM TOP 20 in BOTH OFFENSIVE & DEFENSIVE EFFICIENCIES

through March 22, 2026

School	OFF.	Rk.	DEF.	Rk.	OVER	Rk.
Houston	**125.3**	**10th**	**90.9**	**4th**	**+34.44**	**4th**
Michigan	127.7	6th	89.9	2nd	+37.83	1st
Arizona	127.9	4th	90.1	3rd	+37.83	2nd
Duke	127.3	7th	89.5	1st	+37.82	3rd
Florida	126.0	9th	92.5	7th	+33.50	5th
Iowa State	124.2	17th	91.3	5th	+32.98	6th

NCAA TOURNAMENT HISTORY vs. SEEDING

vs. No. 10 – Houston is 2-1 against the #3 seed during its NCAA Tournament history.

• In its most recent meeting against the #3 seed, the Cougars dropped a 64-63 decision to #7/7 (3) Michigan inside INTRUST Bank Arena in Wichita, Kan., on March 17, 2018.

• In its first meeting against the #3 seed, the 1981-82 Cougars opened took a 78-74 win over (3) Tulsa during the NCAA Midwest Region Second Round inside Mabee Center in Tulsa, Okla., on March 13, 1982.

vs. No. 10 – With its March 21 win over (10) Texas A&M, Houston is 3-0 against the #10 seed during its NCAA Tournament history.

• In its first meeting against the #10 seed, the 1983-84 Cougars opened NCAA play in the Midwest Region with a 77-69 win over (10) Louisiana Tech inside Mid-South Coliseum in Memphis, Tenn., on March 17, 1984.

vs. No. 15 – With its March 19 win over (15) Idaho during the NCAA Tournament South Region First Round, Houston is 2-0 against the #15 seed during its NCAA Tournament seeding.

• In its first meeting against the #10 seed, the Cougars claimed an 87-56 win over (15) Cleveland State inside Simon Skojdt Assembly Hall in Bloomington, Ind., on March 19, 2021.

NCAA TOURNAMENT HISTORY by REGIONS

• The 2026 NCAA Tournament marks the third time in which the Cougars will compete in the South Region. The Cougars previously competed in the South Region in 2024 and 2022

• With its March 21 win over (10) Texas A&M during the NCAA Tournament South Region Second Round, Houston has posted a 7-2 record in the South Region.

• Houston advanced to the NCAA Sweet 16 in 2024 and to the NCAA Elite Eight in 2022 from the South Region.

• They Cougars have competed in the Midwest Region 18 times (**2025**, 2023, **2021**, 2019, 2010, 1992, **1984**, **1983**, **1982**, 1978, 1973, 1972, 1971, 1970, **1968**, **1967**, 1965, 1961), including all seven NCAA Final Four berths in **bold**.

• Houston has also played in the West Region three times (2018, 1966, 1956), in the Southeast Region twice (1990, 1987), in the South Region twice (2024, 2022) and in the East Region once (1981).

• The Cougars have posted a 37-22 record in games played in the NCAA Tournament Midwest Region. Houston also has compiled a 3-4 record in games played in the West Region, an 0-2 mark in the Southeast Region and an 0-1 record in the East Region.

40-POINT GAMES

Player	2025-26	Career
Kingston Flemings	**1**	**1** [0-1]

30-POINT GAMES

Player	2025-26	Career
Kingston Flemings	**1**	**1** [0-1]
Emanuel Sharp	**0**	**1** [1-0]

20-POINT GAMES

Player	2025-26	Career
Emanuel Sharp	**9**	**17** [14-3]
Kingston Flemings	**12**	**12** [9-3]
Milos Uzan	**2**	**6** [5-1]
Joseph Tugler	**1**	**1** [0-1]
Chase McCarty	**1**	**1** (1-0)
Isiah Harwell	**1**	**1** (1-0)
Kalifa Sakho	**0**	**1** [1-0)

DOUBLE-FIGURE SCORING GAMES

Player	2025-26	Career
Emanuel Sharp	**28** (3)	**87** [78-9]
Milos Uzan	**19** (2)	**72** [54-18]
Kingston Flemings	**28**	**28** [23-5]
Joseph Tugler	**15**	**23** [22-1)
Chris Cenac Jr.	**15** (1)	**15** [14-1]
Kalifa Sakho	**0**	**11** [6-5)
Ramon Walker Jr.	**1**	**6** [6-0]
Mercy Miller	**6** (3)	**7** [6-1]
Chase McCarty	**4**	**4** [3-1]
Isiah Harwell	**3**	**3** [3-0]

DOUBLE-DOUBLES

Player	2025-26	Career
Chris Cenac Jr.	**6**	**6** [5-1]
Joseph Tugler	**3**	**5** [4-1]
Kalifa Sakho	**0**	**2** [0-2)
Milos Uzan	**0**	**1** [1-0]

DOUBLE-FIGURE REBOUNDING GAMES

Player	2025-26	Career
Chris Cenac Jr.	**13**	**13** [10-3]
Kalifa Sakho	**0**	**4** [1-3)
Joseph Tugler	**2**	**5** [4-1]
Milos Uzan	**0**	**1** [1-0]

DOUBLE-FIGURE ASSIST GAMES

Player	2025-26	Career
Milos Uzan	**1**	**3** [3-0/2-0]

Bold – Totals | ( ) – current streak | [ ] records

COUGARS AMONG STATISTICAL LEADERS

National rankings (through March 22, 2026)
Big 12 rankings (through March 22, 2026)
Big 12 leader in **bold**

TEAM

Category	Mark	Big 12 Rank	National Rank
AP (as of March 16)	#5	2nd	#5
USATODAY/Sports Coaches (as of March 15)	#5	2nd	#5
NET (thru March 22)	#5	2nd	#5
KenPom (thru March 22)	+34.44	2nd	4th
Offensive Efficiency	125.3	2nd	10th
Defensive Efficiency	90.9	2nd	4th
ESPN BPI (thru March 22)	23.5	2nd	4th
W-L Percentage	.83.3	2nd	8th
Big 12 W-L Percentage	.778	2nd	––
Scoring Offense	77.5	10th	136th
Scoring Defense	**62.3**	**1st**	**2nd**
Scoring Margin	+15.2	3rd	10th
FG Pct.	45.1	12th	189th
Opp. FG Pct.	39.5	3rd	11th
3-Pt. Pct.	34.9	8th	127th
3-Pt. FGs per Game	8.8	5th	103rd
Opp. 3-Pt. Pct.	31.4	4th	48th
Free Throw Pct.	**77.2**	**1st**	**25th**
Opp. Free Throw Pct.	69.9	3rd	––
Total Rebounds	37.1	7th	86th
Total Rebounds Allowed	33.3	5th	––
Rebounding Margin	+3.8	5th	75th
Offensive Rebounds	12.8	2nd	35th
Offensive Rebound Pct.	36.0	3rd	––
Defensive Rebounds	24.3	9th	192nd
Defensive Rebound Pct.	69.8	10th	––
Assists	14.5	11th	130th
Steals	7.6	3rd	85th
Blocked Shots	3.9	8th	96th
Turnovers	**8.4**	**1st**	**1st**
Turnover Margin	+5.1	2nd	4th
Turnovers Forced	13.5	3rd	56th
Assist/Turnover Ratio	**1.73**	**1st**	**13th**

INDIVIDUAL

Category	Mark	Big 12 Rank	National Rank
SCORING			
Kingston Flemings	16.2	14th	201st
Emanuel Sharp	15.4	17th	261st
REBOUNDS			
Chris Cenac Jr.	7.8	7th	90th
FIELD-GOAL PERCENTAGE			
Kingston Flemings	47.8	13th	170th
ASSISTS			
Kingston Flemings	5.2	5th	49th
Milos Uzan	4.0	14th	165th
FREE THROW PERCENTAGE			
Emanuel Sharp	**89.1**	**1st**	**22nd**
Kingston Flemings	84.3	7th	119th
STEALS			
Kingston Flemings	1.6	7th	163rd
Joseph Tugler	1.3	––	324th
3-POINT FIELD GOAL PERCENTAGE			
Emanuel Sharp	37.9	6th	78th
3-POINT FIELD GOALS MADE			
Emanuel Sharp	2.6	7th	97th
Milos Uzan	1.9	15th	334th
BLOCKED SHOTS			
Joseph Tugler	1.5	8th	73rd
ASSIST/TURNOVER RATIO			
Milos Uzan	2.98	3rd	28th
Kingston Flemings	2.85	5th	39th
OFFENSIVE REBOUNDS			
Joseph Tugler	3.0	5th	51st
Chris Cenac Jr.	2.2	14th	230th
DEFENSIVE REBOUNDS			
Chris Cenac Jr.	5.6	5th	75th
MINUTES PLAYED			
Milos Uzan	32:51	11th	215th
DOUBLE-DOUBLES			
Chris Cenac Jr.	6	t-13th	136th
Joseph Tugler	3	t-22nd	293rd

CONSECUTIVE GAMES/STARTS STREAKS

Player	Consecutive Games	Consecutive Starts	Career Starts
Milos Uzan	**138/76**/ (138/76)	**126/76**/ (126/76)	132
Emanuel Sharp	**80** (53)	**46** (46)	104
Joseph Tugler	**76** (76)	**39** (6)	72
Kingston Flemings	**36** (36)	**36** (36)	36
Chris Cenac Jr.	**36** (36)	**29** (6)	36
Ramon Walker Jr.	**33** (2)	**2**	3
Isiah Harwell	**24** (2)	0	0
Chase McCarty	**20** (13)	0	0
Kalifa Sakho	**66/23**/ (23/23)	**1/32**	33
Mercy Miller	**18** (17)	0	0
Cedric Lath	**10** (2)	0	0
Kordel Jefferson	**7**	0	0
Jacob McFarland	**2**	0	0
Bryce Jackson	0	0	0

Career highs in **bold** | () indicates current streak
[ ] career total, including previous schools

NCAA TOURNAMENT HISTORY by ROUND

Sweet 16 – Houston has posted an 8-9 record in NCAA Tournament Sweet 16 (Regional Semifinals) appearances during the program's history.

• This marks the seventh straight season in which Houston has competed in the NCAA Tournament Sweet 16, the nation's longest active streak.

• A year ago, the Cougars claimed a 62-60 win over #22/22 (4) Purdue inside Lucas Oil Stadium in Indianapolis on March 28, 2025.

• In Houston's first NCAA Sweet 16 appearance, the Cougars claimed a 66-53 win over Kansas inside Allen Fieldhouse in Lawrence, Kan., on March 17, 1967.

Second Round – With its March 21 win over (10) Texas A&M, Houston has posted a 17-4 record in NCAA Tournament Second Round during the program's history.

• This was the seventh straight season in which Houston competed in the NCAA Tournament Second Round.

• Houston's last loss in the NCAA Tournament Second Round was a 64-63 setback to #7/7/ (3) Michigan during the West Region inside INTRUST Bank Arena in Wichita, Kan., on March 17, 2018.

First Round – With its March 19 win over (15) Idaho during the NCAA Tournament South Region First Round, Houston has posted an 18-9 record in NCAA Tournament First-Round games during the program's history.

• The Cougars have won each of their last eight NCAA Tournament First-Round contests.

• Houston's last First-Round loss was an 89-77 setback to #20/20 (13) Maryland inside Spokane Veterans Memorial Area in Spokane, Wash., on March 19, 2010.

TOUGH STRETCH

• The Cougars' run against nationally ranked opponents in late February was certainly a historic run.

• Houston fell 67-70 at #6/6 Iowa State (February 16), 66-73, vs. #4/4 Arizona (February 21) and 56-69, at #14/14 Kansas (February 23).

• With their recent NCAA Tournament success, the Cougars are used to facing top opponents. In their run to the 2025 NCAA Tournament National Championship game, Houston faced five straight ranked opponents and six in seven contests.

• That run included: vs. #24/23 (8) Gonzaga (Second Round, W, 81-76, March 22, 2025) vs. #22/22 (4) Purdue (Sweet 16, W, 62-60, March 28, 2025); vs. #6/6 (2) Tennessee (Elite Eight, W, 69-50); vs. #1/1 (1) Duke (Final Four . W, 70-67) and vs. #3/3 (1) Florida (National Championship Game, L, 63-65).

• However, you have to go a bit farther back for regular-season games.

• According to the best UH research, the 2025-26 Cougars' run of three straight ranked opponents in regular-season games is the longest since the 1970-71 season.

• That year, Houston defeated #18 Oregon, 81-68, during the Bluebonnet Classic in Hofheinz Pavilion in Houston (December 2, 1970) and defeated #10 Villanova, 99-84 (December 18, 1970) and fell to host #12 Kansas, 73-89) with the last two games at the Jayhawk Classic in Lawrence, Kan.

• You must return to the 1957-58 season to find the last time the Cougars played three straight Top-15 opponents in regular-season games.

• That year, the Cougars lost 73-75 in overtime to #12 Bradley in Houston; lost 80-116, at #10 Bradley and lost 57-93, at #7 Cincinnati.

ABOUT ILLINOIS

• Illinois enters Thursday's Sweet 16 game with a 26-8 overall record. The Fighting Illini finished 15-5 in Big Ten play to tie for second in the league.

• Illinois is playing as a #3 seed in the NCAA Tournament.

• The Fighting Illini are ranked #13 in the Associated Press polls and at #12 in the *USA TODAY Sports* Coaches poll as of March 15.

• Illinois has won four of its of last five games. Only a 91-88 loss to Wisconsin in overtime during the Big Ten Tournament

LONGEST ROAD WINNING STREAKS in BIG 12 CONFERENCE GAMES

Rk.	No.	School	Dates
1.	**16**	**Houston**	**Feb. 10, 2024 – Jan. 24, 2026**
t2.	11	Kansas	Jan. 8, 2020 – Jan. 5, 2021
t2.	11	Kansas	Feb. 25, 2001 – Jan. 6, 2003

LONGEST WINNING STREAKS in BIG 12 CONFERENCE GAMES

Rk.	No.	School	Dates
1.	23	Kansas	Feb. 20, 2001 – Jan. 18, 2003
2.	**18**	**Houston**	**Feb. 6, 2024 – Feb. 1, 2025**
t3.	17	Kansas	Feb. 3, 2016 – Jan. 21, 2017
t3.	17	Kansas	Jan. 14, 2020 – Dec. 22, 2020
t5.	15	Kansas	Jan. 24, 1998 – Jan. 18, 1999
t5.	15	Kansas	Feb. 9, 2012 – Jan. 28, 2013

COUGARS in the PROS

NBA

Player	Years at UH	Current Team
LJ Cryer	2023-25	Golden State Warriors
DeJon Jarreau	2018-21	Memphis Grizzlies
Quentin Grimes	2019-21	Philadelphia 76ers
Marcus Sasser	2019-23	Detroit Pistons
Jamal Shead	2020-24	Toronto Raptors
Jarace Walker	2022-23	Indiana Pacers

OTHER LEAGUES

Player	Years at UH	Team	League
Armoni Brooks	2016-19	Olimpia Milano	Lega Basket Serie A
Josh Carlton	2021-22	Zhejiang Lions	Chinese Basketball Association
LJ Cryer	2023-25	Santa Cruz Warriors	G League
Corey Davis Jr.	2017-19	Niners Chemnitz	Basketball Bundesliga
Devin Davis	2016-18	Hangtuah Jakarta	Indonesian Basketball League
Kyler Edwards	2021-22	Hapoel Gilboa Galil	Israeli Basketball Premier League
Ja'Vier Francis	2021-25	Santa Cruz Warriors	G League
Justin Gorham	2018-21	Derthona Basket	Lega Basket Serie A
Rob Gray	2015-18	Promitheas Patras	Greek Basketball League/Basketball Champions League
Brison Gresham	2018-21	AEK Larnaca	Cypriot OPAP Basket League
Chris Harris Jr.	2017-20	Keilor Thunder	Australian NBL One
Nate Hinton	2018-20	Ratiopharm Ulm	Basketball Bundesliga
DeJon Jarreau	2018-21	Memphis Hustle	G League
Danrad Knowles	2013-17	OCA Global CV Salou	Spain-LEB Silver
J'Wan Roberts	2019-25	ALBA Berlin	Basketball Bundesliga/Champions League
Wes VanBeck	2014-18	La Laguna Tenerife	Spanish Liga Endesa
Fabian White Jr.	2017-22	Galatasaray MCT Technic	Basketbol Super Ligi/Champions League
Mylik Wilson	2022-23	Kometa Kaposvari KK	Hungarian A Division

2025-26 BIG 12 AWARDS

PLAYER of the YEAR
Jaden Bradley • Arizona

DEFENSIVE PLAYER of the YEAR
Flory Bidunga • Kansas

NEWCOMER of the YEAR
Melvin Council Jr. • Kansas

SIXTH MAN AWARD
Tobe Awaka • Arizona

MOST IMPROVED PLAYER
Christian Anderson • Texas Tech

FRESHMAN of the YEAR
AJ Dynbantsa • BYU

COACH of the YEAR
Tommy Lloyd • Arizona

SCHOLAR-ATHLETE of the YEAR
Tamin Lipsey • Iowa State

ALL-BIG 12 FIRST TEAM

Player	Pos.	School
Emanuel Sharp	**Guard**	**Houston**
*** Kingston Flemings**	**Guard**	**Houston**
Jaden Bradley	Guard	Arizona
Brayden Burries	Guard	Arizona
Motiejus Krivas	Center	Arizona
* AJ Dybantsa	Forward	BYU
Joshua Jefferson	Forward	Iowa State
Flory Bidunga	Forward	Kansas
Christian Anderson	Guard	Texas Tech
* JT Toppin	Forward	Texas Tech

ALL-BIG 12 SECOND TEAM

Player	Pos.	School
Richie Saunders	Guard	BYU
Baba Miller	Forward	Cincinnati
Tamin Lipsey	Guard	Iowa State
Milan Momcilovic	Guard	Iowa State
Darryn Peterson	Guard	Kansas

ALL-BIG 12 THIRD TEAM

Player	Pos.	School
Koa Peat	Forward	Arizona
Cameron Carr	Guard	Baylor
Rob Wright	Guard	BYU
Themus Fulks	Guard	UCF
Xavier Edmonds	Forward	TCU

ALL-BIG 12 HONORABLE MENTION

Joseph Tugler, Milos Uzan (Houston); Tobe Awaka (Arizona); Tounde Yessoufor (Baylor); Moustapha Thiam (Cincinnati); Isaiah Johnson (Colorado); Melvin Council Jr. (Kansas); PJ Haggerty (Kansas State); Parsa Fallah (Oklahoma State); David Punch (TCU); Donovan Atwell (Texas Tech); Honor Huff (West Virginia); Terrence Brown (Utah)

BIG 12 ALL-DEFENSIVE TEAM

Player	Pos.	School
*** Emanuel Sharp**	**Guard**	**Houston**
*** Joseph Tugler**	**Forward**	**Houston**
Jaden Bradley	Guard	Arizona
Motiejus Krivas	Center	Arizona
Tamin Lipsey	Guard	Iowa State
Flory Bidunga	Forward	Kansas

BIG 12 ALL-FRESHMAN TEAM

Player	Pos.	School
*** Kingston Flemings**	**Guard**	**Houston**
* Brayden Burries	Guard	Arizona
Koa Peat	Forward	Arizona
* AJ Dybantsa		BYU
* Darryn Peterson	Guard	Kansas

BIG 12 ALL-NEWCOMER TEAM

Player	Pos.	School
Cameron Carr	Guard	Baylor
Themus Fulks	Guard	UCF
Baba Miller	Forward	Cincinnati
Melvin Council Jr.	Guard	Kansas
Donovan Atwell	Guard	Texas Tech

** – unanimous selection*

RECENT NATIONAL STATISTICS RANKINGS
through March 22, 2026

National Leader in **Red**
Top 10 rankings in **Bold**

WINNING PERCENTAGE

2025-26	**83.3**	**8th**
2024-25	**87.5**	**4th**
2023-24	**86.5**	**5th**
2022-23	**89.2**	**2nd**
2021-22	**84.2**	**6th**
2020-21	**87.5**	**4th**
2019-20	74.2	33rd
2018-19	**89.2**	**2nd**
2017-18	77.1	20th
2016-17	65.6	68th

FIELD GOAL PERCENTAGE DEFENSE

2025-26	39.5	11th
2024-25	**38.3**	**1st**
2023-24	**37.9**	**1st**
2022-23	**36.6**	**1st**
2021-22	**37.1**	**1st**
2020-21	**37.8**	**1st**
2019-20	**38.3**	**7th**
2018-19	**36.8**	**1st**
2017-18	**39.4**	**8th**
2016-17	40.8	34th

SCORING DEFENSE

2025-26	**62.3**	**2nd**
2024-25	**58.7**	**1st**
2023-24	**57.5**	**1st**
2022-23	**54.0**	**2nd**
2021-22	**58.8**	**3rd**
2020-21	**58.2**	**2nd**
2019-20	61.1	11th
2018-19	**61.0**	**7th**
2017-18	64.9	18th
2016-17	64.9	30th

SCORING MARGIN

2025-26	**+15.2**	**10th**
2024-25	**+15.0**	**5th**
2023-24	**+15.9**	**3rd**
2022-23	**+17.4**	**1st**
2021-22	**+16.1**	**2nd**
2020-21	**+17.8**	**2nd**
2019-20	+10.2	26th
2018-19	**+14.3**	**6th**
2017-18	+11.8	13th
2016-17	+8.8	35th

3-POINT FIELD GOAL PERCENTAGE DEFENSE

2025-26	31.4	48th
2024-25	30.2	16th
2023-24	30.1	16th
2022-23	**27.9**	**2nd**
2021-22	**28.8**	**9th**
2020-21	**29.0**	**9th**
2019-20	**28.6**	**8th**
2018-19	**27.9**	**1st**
2017-18	32.3	35th
2016-17	32.9	68th

OFFENSIVE REBOUNDS PER GAME

2025-26	12.8	35th
2024-25	12.8	38th
2023-24	13.4	11th
2022-23	12.8	17th
2021-22	**13.3**	**7th**
2020-21	**14.5**	**3rd**
2019-20	**14.4**	**3rd**
2018-19	12.3	34th
2017-18	11.7	68th
2016-17	11.3	109th

WELCOME to HOUSTON

• The Cougars signed two newcomers to the team for the 2026-27 season during the early signing period in November 2025.

• Center **Arafan Diané** and guard **Ikenna Alozie** will compete as true freshmen in 2026-27... Both will have four years of eligibility remaining.

ARAFAN DIANÉ
Center • 7-1 • 290 • Freshman
Conakry, Guinea
Iowa United Prep [Des Moines, Iowa]

4-star recruit by *247Sport*, *On3* and ESPN... Name is pronounced Air-Uh-Fahn Dee-Ah-Nay... Signed with the Cougars on his 18th birthday... Ranked as nation's No. 1 center... Stood among the Top 25 players nationally by 247Sports and On3... Stood at No. 21 in *ESPN100*... Marked second straight season in which Houston signed the nation's No. 1 center... Named to McDonald's All-American Game as member of West Team... Averaged 13.3 points and 4.9 rebounds per game while hitting 52.0 percent from the field during an NBA Players Association Top 100 Camp in South Carolina... Posted 16.8 points, 9.4 rebounds and 1.3 blocks per game for Iowa United on adidas 3SSB circuit... Competed for his native Guinea in seven games during the 2024 FIBA U17 World Cup in Türkiye... Averaged 19.1 points and 11.7 rebounds per game... Led all players at that tournament with his rebounding average and finished fourth with his scoring total... Played at Dynastie Prep in Montreal Canada from 2021 to 2024... Was recruited by Arkansas, Arizona, Arizona State, BYU, Creighton, Florida, Indiana, Iowa, Kansas Kentucky, Miami (Fla.), Minnesota, Oregon, Purdue, UCF, UConn, VCU, Virginia and West Virginia.

IKENNA ALOZIE
Guard • 6-2 • 180 • Freshman
Lagos, Nigeria
Dream City Christian School [Glendale, Ariz.]

Ranked among the nation's Top-10 guards by all recruiting organizations... No. 27 player nationally in *ESPN100*... Moved to the United States and began playing in 2021... Stood out for NY Rens on the Nike EYBL circuit during the summer... Transferrered to Christian Schoolswhere he competed for his final three seasons... Played for Utah Prospects on the 3SSB circuit and led that team to a championship... In Summer 2025, averaged 15.5 points, 6.5 rebounds and 2.6 assists per game while shooting 44.6 percent from the field with 29 total steals with Utah Prospects... Chose Houston over Grand Canyon, Alabama, Arizona, Kanasas, Oklahoma State, Oregon, Wake Forest, Georgetown, Texas A&M, LSU. Michigan, Tennessee, St. John's, Cincinnati and Washington.

inside United Center in Chicago on March 13 prevents a longer streak.

• The Fighting Illini are 4-3 in neutral-site games and 12-5 in non-home games in 2025-26.

• In its most recent action, Illinois claimed a 76-55 win over (11) VCU during the South Region Second Round inside Bon Secours Wellness Arena in Greenville, S.C., on March 21.

• Against VCU, junior guard Andrej Stojakovic came off the bench to lead Illinois with 21 points and grabbed four rebounds. Freshman guard Keaton Wagler and junior center Tomislav Ivisic posted 14 points apiece with Ivisic's 11 rebounds leading all players. Senior guard Kylan Boswell added 12 points with four rebounds and three assists while freshman forward David Mirkovic led Illinois with four assists in the win.

• This season, Wagler leads Illinois with 17.8 points, 4.4 assists and 0.9 steals per game. Mirkovic stands second with 13.6 points per game but leads the Fighting Illini with 7.9 rebounds per contest. Stojakovic is third on the team with 13.5 points per game while Boswell is a close fourth at 13.1 points per contest. Ivisic is the fifth Illinois student-athlete averaging double-digit points with 10.2 per game.

Head Coach: Brad Underwood is in his ninth season at Illinois and his 13th year as a collegiate head coach.

• Underwood has built a 191-109 record with Illinois and is 243-134 during his career.

• He previously compiled a 20-13 record at Oklahoma State (2016-17) with a 32-12 mark at Stephen F. Austin (2013-16).

• Underwood is 0-1 against Houston during his career

• Underwood is 0-1 against Houston **Head Coach Kelvin Sampson** during their careers.

• Underwood is a 1986 graduate of Kansas State.

SERIES HISTORY vs. ILLINOIS

• The series against Illinois, which began during the 1967-68 season, is tied at 3-3.

• Thursday's game is the first meeting against the Fighting Illini since the 2021-22 season.

• In the most recent meeting, #15/15 Houston claimed a 68-53 over #19/16 Illinois during the NCAA Tournament South Region Sweet 16 inside PPG Paints Arena in Pittsburgh on March 20, 2022.

• That win snapped a two-game losing streak to Illinois.

• In the series first meeting, #2 Houston took a 54-46 win in Champaign, Ill., on December 9, 1967.

at Neutral Site: Houston owns a 2-0 lead against Illinois in games played at neutral sites during the series.

• In the most recent neutral-site meeting, #15/15 Houston claimed a 68-53 over #19/16 Illinois during the NCAA Tournament South Region Sweet 16 inside PPG Paints Arena in Pittsburgh on March 20, 2022.

• In the first neutral-site meeting, Houston enjoyed a 69-66 win at the Rainbow Classic inside Blaisdell Center in Honolulu on December 27, 1975.

at NCAA Tournament: Houston owns a 1-0 record against Illinois in games played during the NCAA Tournaments.

• In the lone previous meeting at the NCAA Tournament, • #15/15 Houston claimed a 68-53 over #19/16 Illinois during the NCAA Tournament South Region Sweet 16 inside PPG Paints Arena in Pittsburgh on March 20, 2022.

KELVIN SAMPSON vs. ILLINOIS

• Houston **Head Coach Kelvin Sampson** has posted a 4-2 record against Illinois during their career.

• Sampson is 1-0 against Illinois' as Houston's coach. He was 3-2 against the Fighting Illini with Indiana.

• Sampson's teams have won the last three meetings and four of the last five against Illinois. Only a 58-54 loss with Indiana during the Big Ten Tournament inside United Center in Chicago on March 9, 2007, prevents a longer streak.

• In his most recent meeting against Illinois, Sampson's 2021-22 Houston team took a 68-53 win the Fighting Illini during the NCAA Tournament South Region Second Round inside PPG Paints Arena in Pittsburgh on March 18, 2022.

• In his first meeting against Illinois, Sampson's 2006-07 Indiana team dropped a 51-43 decision in Champaign, Ill., on January 23, 2007.

at Neutral Site: Sampson has posted a 1-1 record against Illinois at neutral sites.

• In his most recent neutral-site meeting against Illinois, Sampson's 2021-22 Houston team took a 68-53 win the Fighting Illini during the NCAA Tournament South Region Second Round inside PPG Paints Arena in Pittsburgh on March 18, 2022.

• In his first neutral-site meeting against Illinois, Sampson's 2006-07 Indiana team fell 58-54 during the Big Ten Tournament inside United Center in Chicago on March 9, 2007.

at NCAA Tournament: Sampson is 1-0 against Illinois during the NCAA Tournament.

In his lone previous NCAA Tournament meeting, Sampson's 2021-22 Houston team took a 68-53 win the Fighting Illini during the NCAA Tournament South Region Second Round inside PPG Paints Arena in Pittsburgh on March 18, 2022.

RECENT NATIONAL STATISTICS RANKINGS
through March 22, 2026

National Leader in **Red**
Top 10 rankings in **Bold**

TURNOVER MARGIN

2025-26	**+5.1**	**4th**
2024-25	+4.2	11th
2023-24	**+6.9**	**1st**
2022-23	+3.7	16th
2021-22	+3.1	25th
2020-21	+3.5	19th
2019-20	+0.3	165th
2018-19	+1.2	110th
2017-18	+1.1	99th
2016-17	+3.8	12th
2015-16	+2.0	52nd

TURNOVERS PER GAME

2025-26	**8.4**	**1st**
2024-25	**9.0**	**3rd**
2023-24	**8.9**	**7th**
2022-23	10.0	14th
2021-22	11.1	49th
2020-21	10.7	16th
2019-20	11.9	70th
2018-19	11.1	34th
2017-18	11.9	92nd
2016-17	**9.8**	**4th**
2015-16	10.4	21st

KENPOM EFFICIENCY

2025-26	**+34.44**	**4th**
2024-25	**+36.59**	**2nd**
2023-24	**+31.17**	**2nd**
2022-23	**+27.72**	**2nd**
2021-22	**+27.70**	**2nd**
2020-21	**+28.75**	**5th**
2019-20	+20.39	14th
2018-19	+24.13	12th
2017-18	+20.24	18th
2016-17	+13.61	52nd

KENPOM OFFENSIVE EFFICIENCY

2025-26	**125.3**	**10th**
2024-25	123.4	12th
2023-24	118.9	19th
2022-23	118.1	11th
2021-22	**116.8**	**10th**
2020-21	**118.3**	**7th**
2019-20	112.7	22nd
2018-19	115.3	19th
2017-18	114.6	38th
2016-17	113.5	39th

KENPOM DEFFENSIVE EFFICIENCY

2025-26	**90.9**	**4th**
2024-25	**86.8**	**1st**
2023-24	**87.7**	**2nd**
2022-23	**90.4**	**5th**
2021-22	**89.1**	**8th**
2020-21	**89.6**	**9th**
2019-20	92.3	21st
2018-19	91.2	11th
2017-18	94.4	13th
2016-17	99.9	79th

MOVING UP

• With Houston's 77-67 win over South Carolina on Dec. 5, 2020, inside the Fertitta Center, **Head Coach Kelvin Sampson** became the second-winningest coach in Houston history.

• Sampson moved past **Pat Foster**, who recorded 142 victories from 1986 to 1993.

• Sampson ranks as Houston's career leader in winning percentage at .785 (329-90 record).

Rk.	Coach	Record	Pct.	Years
1.	Guy V. Lewis	592-279	.680	1956-86
2.	**Kelvin Sampson**	**329-90**	**.785**	**2014 –**
3.	Pat Foster	142-73	.660	1986-93
4	Alden Pasche	135-116	.538	1946-56
5.	Tom Penders	121-77	.611	2004-10

KELVIN SAMPSON vs. BRAD UNDERWOOD

• Houston **Head Coach Kelvin Sampson** has posted a 1-0 record against Illinois Head Coach Brad Underwood during their career.

• Sampson is 1-0 against Underwood as Houston's coach.

• In the lone previous meeting against Underwood , Sampson's 2021-22 Houston team took a 68-53 win the Fighting Illini during the NCAA Tournament South Region Second Round inside PPG Paints Arena in Pittsburgh on March 18, 2022.

at Neutral Site: Sampson has posted a 1-0 record in neutral-site games against Underwood at neutral sites.

• In his lone previous neutral-site meeting against Underwood, Sampson's 2021-22 Houston team took a 68-53 win the Fighting Illini during the NCAA Tournament South Region Second Round inside PPG Paints Arena in Pittsburgh on March 18, 2022.

at NCAA Tournament: Sampson is 1-0 against Underwood during the NCAA Tournament.

In his lone previous NCAA Tournament meeting, Sampson's 2021-22 Houston team took a 68-53 win the Fighting Illini during the NCAA Tournament South Region Second Round inside PPG Paints Arena in Pittsburgh on March 18, 2022.

NCAA FINAL FOUR APPEARANCES by HEAD COACHES

Active head coaches in *italics*

Rk.	No.	Coach	School(s)
1.	13	Mike Krzyzewski	Duke
2.	12	John Wooden	UCLA
3.	11	Dean Smith	North Carolina
4.	9	Roy Williams	Kansas (4), North Carolina (5)
5.	*8*	*Tom Izzo*	*Michigan State*
t6.	6	Denny Crum	Louisville
t6.	6	Adolph Rupp	Kentucky
t8.	**5**	**Guy V. Lewis**	**Houston**
t8.	5	Jim Boeheim	Syracuse
t8.	5	Bob Knight	Indiana
t8.	5	Lute Olson	Iowa (1), Arizona 4)
t8.	*5*	*Rick Pitino*	*Providence (1), Kentucky (3) Louisville (1)*
t13.	4	Jim Calhoun	UConn
t13.	*4*	*John Calipari*	*UMass (1), Memphis (1), Kentucky (4)*
t13.	4	Billy Donovan	Florida
t13.	4	Jack Gardner	Kansas State (2), Utah (2)
t13.	4	Henry Iba	Oklahoma State
t13.	4	Harold Olsen	Ohio State
t13.	4	Jerry Tarkanian	UNLV
t13.	4	Fred Taylor	Ohio State
t13.	4	Jay Wright	Villanova
t22.	***3***	***Kelvin Sampson***	***Houston (2), Oklahoma (1)***
t22.	3	Phog Allen	Kansas
t22.	3	Forddy Anderson	Bradley (2), Michigan State (1)
t22.	3	Vic Bubas	Duke
t22.	3	Harry Combes	Illinois
t22.	3	Joe B. Hall	Kentucky
t22.	3	Ben Howland	UCLA
t22.	3	Ed Jucker	Cincinnati
t22.	3	Nolan Richardson	Arkansas
t22.	*3*	*Bill Self*	*Kansas*
t22.	3	Eddie Sutton	Arkansas (1), Oklahoma State (2)
t22.	3	John Thompson	Georgetown
t22.	3	Phil Woolpert	San Francisco
t35.	2	36 tied at	

LAST TIME vs. ILLINOIS / LAST TIME vs. ILLINOIS at NEUTRAL SITE / LAST TIME vs. ILLINOIS at NCAA TOURNAMENT

#15/15 (5) Houston 68, #19//16 (4) Illinois • NCAA Tournament South Region Second Round • PPG Paints Arena • Pittsburgh • Sunday, March 20, 2022

by Associated Press

• Then-graduate guard **Taze Moore** scored 21 points, and then-sophomore point guard **Jamal Shead** added 18 as the Cougars advanced in the South Region of the NCAA Tournament with a 68-53 win over #19/16 (4) Illinois inside PPG Paints Arena.

• Then-senior guard **Kyler Edwards** added 15 points for Houston.

• With Houston's fans chanting "Sweet 16, Sweet 16" in the closing seconds, Edwards dropped one last 3-pointer from the corner and seconds later lifted Moore, another of Houston's transfers, off the floor.

• The Cougars faced major adversity in December 2021 when guards **Marcus Sasser** and **Tramon Mark** were lost to injuries. But instead of folding, Houston's players formed an even tighter bond.

• Down by 12 in the first half, Illinois battled back and was within 56-49 after Alfonso Plummer's four-point play.

• But after Shead hit a floater, Houston's **Fabian White Jr.** made the play of the game by racing into the backcourt and swatting the ball before it went out of bounds with his left hand to Moore for a layup.

LAST TIME OUT

#5/5 (2) Houston 88, (10) Texas A&M 57• NCAA Tournament South Region Second Round • Paycom Center • Oklahoma City • Saturday, March 21, 2026

by Associated Press

• Senior guard **Emanuel Sharp** scored 18 points, freshman forward **Chris Cenac Jr.** had 17 points and nine rebounds, and #5/5 (2) Houston rolled past (10) Texas A&M 88-57 during the NCAA Tournament South Region Second Round inside Paycom Center on Saturday.

• Houston advanced to the Sweet 16 for the seventh consecutive season to extend the nation's longest active streak.

• With the win, the Cougars improved to 30-6 overall, marking the program's fifth straight 30-win season. That tied with Gonzaga for the longest streak in NCAA Division I history.

• Senior point guard **Milos Uzan** added 15 points for the Cougars.

• Josh Holloway scored 12 points in a reserve role for Texas A&M. The 10th-seeded Aggies (22-12), who beat St. Mary's in the first round, struggled against Houston's aggressive interior defense.

• The Cougars won the rebounding battle 46-29, had 19 offensive boards and blocked seven shots

MILESTONE ALERT

COACH KELVIN SAMPSON

✓ **800 wins**	829 to date (800, vs. Lehigh, Nov. 5) *became 17th coach in NCAA history (with 10+ years at Division I level) to reach that total*
✓ **300 wins**	329 to date with Houston (300 vs. Lehigh, Nov. 5)
✓ **400 games**	419 games to date with Houston (400 vs. West Virginia, Jan. 13)

EMANUEL SHARP

✓ **100 wins**	124 to date (100, vs. Rider, Nov. 20) *became seventh player in Houston history to reach that total*
✓ **1,200 points**	1,685 to date (1,200, vs. Rider, Nov. 20) *became 32nd player in Houston history to reach that total*
✓ **1,300 points**	1,685 to date (1,300 vs. Jackson State, Dec. 10) *become 25th player in Houston history to reach that total*
✓ **1,400 points**	1,685 to date (1,400 vs. West Virginia, Jan. 13) *became 19th player in Houston history to reach that total*
✓ **250 3-ptrs**	306 to date (250 vs. #14/14 Arkansas, Dec. 20) *became 4th player in Houston history to reach that total*
✓ **277 3-ptrs**	306 to date (Houston career record) (277, at Utah, Feb. 10) *surpassed Marcus Sasser (2019-23)*

JOSEPH TUGLER

✓ **150 blocks**	161 to date in his career (150, vs. Baylor, March 4) *became eighth player in Houston history to reach that total*
✓ **500 career points**	629 to date (500, at #16/14 BYU, Feb. 6)
✓ **100 games**	104 to date(100, vs. BYU, March 12) *became 40th player in Houston history to reach that total*

MILOS UZAN

✓ **1,000 career points**	1,390 to date (1,000, vs. Towson, Nov. 8)
✓ **1,100 career points**	1,390 to date (1,100, vs. Jackson State, Dec. 10)
✓ **1,200 career points**	1,390 to date (1,200, at TCU, Jan. 28)
✓ **1,300 career points**	1,390 to date (1,200, at TCU, Jan. 28)
✓ **200 assists**	313 to date with Houston (200, vs. #17/16 Tennessee, Nov. 25)
✓ **500 assists**	550 to date in collegiate career (500, at Utah, Feb. 10)
✓ **100 assists**	143 to date this season; Recorded multiple 100-assist seasons in Houston career *Became 21st player in Houston history to achieve that milestone*
✓ **300 UH assists**	313 to date with Houston *to become 22nd player in Houston history to reach that total*
140 points	to reach 1,000 in his Houston career *to become 55th player in Houston history to reach that total*

RAMON WALKER Jr.

✓ **100 games**	101 to date (100, vs. #14/16 (3) Kansas) *Become 41st player in Houston history to reach that total*

• Holloway kept the Aggies close in the first half with a pair of 3-pointers. His second, with 9:21 left, cut the deficit to 23-19. But Houston, behind 14 points from Sharp and 10 from Cenac, outscored the Aggies 23-9 after that for a 46-28 lead at the break.

• The Cougars, who made 30-of-68 shots (44%), extended their advantage to 67-39 on a 3-pointer by Uzan with 11:17 left.

A NORTH CAROLINA SPORTS HALL of FAME COACH

• Houston **Head Coach Kelvin Sampson** was one of 11 legendary figures to be named to the North Carolina Sports Hall of Fame Class of 2026.

• The announcement was made in early January.

• A native of Pembroke, N.C., Sampson was an award-winning student-athlete at Pembroke High School before competing in basketball and baseball and earning his bachelor's degree at Pembroke State University (now UNC Pembroke).

• Following his playing days, Sampson went into the basketball coaching ranks where he has built a legendary career as head coach at Montana Tech, Washington State, Oklahoma, Indiana and Houston.

• Sampson became the first Native American elected to the North Carolina Sports Hall of Fame.

• Sampson will join golfer Chip Beck, speed skater Heather Bergsma, football player Louis Breeden, basketball coach Leonard Hamilton, basketball player Tyler Hansbrough, football player Richard Huntley, tennis player John Isner, basketball coach Norvell Lee, soccer player Eddie Pope and wrestling coach Jerry Winterton.

• The group of 11 will be enshrined during the 62nd annual induction celebration on May 1 at the Sheraton at Four Seasons Convention Center in Greensboro.

BOUNCING BACK

• Under Head Coach **Kelvin Sampson**'s leadership, the Cougars have posted a 34-4 record, including 23 straight wins at one point, in games following a regular-season loss since Feb. 1, 2017.

• The Cougars have won handily in those games, winning by an average of 17.2 points per game (655 points in 38 games).

• Houston has lost consecutive games only three times since Feb. 1, 2017.

• The Cougars' three-game losing streak in mid-February was the first time Houston has lost three consecutive games since the 2016-17 season.

• That year, Houston fell 70-77 (at UCF, January 14, 2017); 67-70 in overtime (vs. Memphis, January 19, 2017) and 64-85 (at rv/rv SMU , January 21, 2017) in American Athletic Conference play.

WINNINGEST TEXAS NCAA DIVISION I TEAMS since 2015-16

through March 22, 2026

Rk.	School	W-L	Pct.
1.	**Houston**	**316-71**	**.817**
2.	**Baylor**	**252-115**	**.687**
3.	**Texas Tech**	**248-125**	**.665**
4.	Stephen F. Austin	233-113	.673
5.	Texas A&M	222-140	.613
6.	Texas	221-150	.596
7.	North Texas	220-145	.603
8.	Sam Houston	219-143	.605
9.	SMU	215-129	.625
10.	**TCU**	**211-159**	**.570**

HOUSTON'S MOST PLAYED OPPONENTS

through March 12, 2026

Rk.	G	Opponent	W-L	Pct.	Current Strk	First Game	Last Game
1.	92	SMU	58-34	.630	W3	1955-56	2022-23
2.	**88**	**Texas A&M**	**56-32**	**.636**	**W3**	**1946-47**	**2025-26**
3.	84	Rice	66-18	.786	W7	1971-72	2023-24
4.	**77**	**TCU**	**51-26**	**.662**	**W3**	**1955-56**	**2025-26**
5.	66	Texas	34-32	.515	W3	1949-50	2023-24
6.	**62**	**Texas Tech**	**33-29**	**.532**	**L1**	**1960-61**	**2025-26**
7.	61	Tulsa	32-29	.525	W4	1950-51	2022-23
t8.	**59**	**Baylor**	**43-16**	**.729**	**W6**	**1952-53**	**2025-26**
t8.	59	Memphis	23-36	.390	L1	1956-57	2022-23
10.	**52**	**Cincinnati**	**19-33**	**.365**	**W14**	**1957-58**	**2025-26**
11.	50	Tulane	32-18	.640	W11	1946-47	2022-23

2025-26 opponents in **bold**

EIGHT STRAIGHT

• With its announcement as the #2 seed in the NCAA Tournament South Region, Houston extended its school record-setting NCAA Tournament streak in 2025-26.

• With their postseason berth, the Cougars will compete in eight consecutive NCAA Tournaments (2026, 2025 NCAA National Championship Game, 2024 Sweet 16, 2023 Sweet 16, 2022 Elite Eight, 2021 Final Four, 2019 Sweet 16, 2018 Second Round) (The 2020 Tournament was not held due to the COVID-19 pandemic).

• In a program history which features 27 NCAA Tournament berths and seven NCAA Final Four appearances, Houston had never competed in eight straight NCAA Tournaments until this season.

• The Cougars competed in 4+ straight NCAA Tournaments five times during the program's history: 2018 to present; 1981 to 1984; 1970 to 1973 and 1965 to 1968).

• Houston also owns the nation's longest active streak with six straight appearances in the NCAA Tournament Sweet 16 or farther.

BIG 12 PRESEASON POLLS

• For the first time in school history, Houston was tabbed as the preseason favorite in the Big 12 Conference Coaches Preseason Poll.

• The Cougars received all but two first-place votes (of 16) and 224 points to finish 20 points ahead of second-place BYU.

• This marked the seventh straight season, in which Houston was picked among the Top-Two leaders in its conference preseason poll.

WINNINGEST HOUSTON TEAMS in CONFERENCE PLAY

Rk.	Record	Season	Pct.	Conference	Head Coach
1.	**19-1**	**2024-25**	**.950**	**Big 12**	**Kelvin Sampson**
2.	**17-1**	**2022-23**	**.944**	**American Athletic**	**Kelvin Sampson**
t3.	**16-2**	**2018-19**	**.889**	**American Athletic**	**Kelvin Sampson**
	16-0	1982-83	1.000	Southwest	Guy V. Lewis
t5.	**15-3**	**2023-24**	**.833**	**Big 12**	**Kelvin Sampson**
	15-3	**2021-22**	**.833**	**American Athletic**	**Kelvin Sampson**
	15-1	1983-84	.938	Southwest	Guy V. Lewis
t8.	**14-4**	**2025-26**	**.765**	**Big 12**	**Kelvin Sampson**
t8.	**14-3**	**2020-21**	**.824**	**American Athletic**	**Kelvin Sampson**
	14-4	**2017-18**	**.778**	**American Athletic**	**Kelvin Sampson**
t11.	**13-5**	**2019-20**	**.722**	**American Athletic**	**Kelvin Sampson**
	13-3	1989-90	.813	Southwest	Pat Foster
	13-3	1976-77	.813	Southwest	Guy V. Lewis
t14.	**12-6**	**2016-17**	**.667**	**American Athletic**	**Kelvin Sampson**
	12-6	**2015-16**	**.667**	**American Athletic**	**Kelvin Sampson**
t16.	11-5	2007-08	.688	Conference USA	Tom Penders
	11-3	1995-96	.813	Southwest	Alvin Brooks
	11-3	1991-92	.786	Southwest	Pat Foster
	11-5	1981-82	.688	Southwest	Guy V. Lewis
	11-5	1977-78	.688	Southwest	Guy V. Lewis
	11-1	1946-47	.917	Lone Star	Alden Pasche
t22.	10-6	2006-07	.625	Conference USA	Tom Penders
	10-6	1990-91	.625	Southwest	Guy V. Lewis
	10-6	1980-81	.625	Southwest	Guy V. Lewis

• Houston was tabbed as preseason favorite for its last four years in the American Athletic Conference (2019-23).

• Senior guard **Emanuel Sharp,** senior point guard **Milos Uzan** and junior forward **Joseph Tugler** were named to the Preseason All-Big 12 Team. Houston was the only school with three student-athletes on the team.

• In late October, Houston also was picked by Big 12 media members as the preseason favorite, ahead of Texas Tech, BYU, Arizona and Iowa State.

PRESEASON HONORS from NAISMITH BASKETBALL HALL of FAME

• Houston enjoyed a busy week with preseason honors from the Naismith Basketball Hall of Fame in late October.

• Five Cougars earned a place at their respective position Preseason Watch List.

• Senior **Milos Uzan** (Bob Cousy Point Guard of the Year Award), senior **Emanuel Sharp** (Jerry West Shooting Guard of the Year Award), freshman **Isiah Harwell** (Julius Erving Small Forward of the Year Award), junior **Joseph Tugler** (Karl Malone Power Forward of the Year Award) and freshman **Chris Cenac Jr.** (Kareem Abdul-Jabbar Center of the Year Award) earned recognition.

• UConn was the only other school in the nation with one player at each position.

STAFF ADDITIONS

• The Cougars welcome three staff members to the program in 2025-26.

• **Mike Ekanem** joined as assistant coach after spending the 2024-25 season at Oklahoma State.

• Ekanem – whose name is pronounced E-Con-Em – follows former Associate Head Coach **Quannas White**, who accepted a position as head coach at Louisiana.

• Eric Johanning joined the staff as assistant sports performance coach. He follows former Assistant Strength Coach **Bryan Clarke**, who accepted a position at Stetson.

• **Cormia Lewis** joined the Sports Medicine staff as the team's graduate assistant athletics trainer.

DOUBLE-DOUBLE DUTY

• Freshman center/forward **Chris Cenac Jr.** made an impressive debut in the Cougars' season-opening win over Lehigh inside Fertitta Center on Nov. 3.

• Cenac posted 12 points with 10 rebounds and added a block and steal against the Mountain Hawks.

• Cenac became the first freshman to record a double-double in his Houston debut since freshman forward **George Williams** finished with 15 points and 10 rebounds in an 81-59 win over Alaska-Fairbanks during the Top of the World Classic in Fairbanks, Alaska, on Nov. 18, 1999.

• He became the first Cougar and the first first-year Cougar to record a double-double in a season opener since then-senior guard **Kyler Edwards** finished with 10 points and 11 rebounds against Hofstra inside Fertitta Center on Nov. 9, 2021.

REGULAR-SEASON NON-CONFERENCE WINS

Seasons in which Houston competed in a conference

Rk.	Wins	Seasons	Overall
t1.	**13**	**2023-24**	**32-5**
		2018-19	**33-4**
t3.	**12**	**2025-26**	**12-1**
	12	**2022-23**	**33-4**
		1954-55	15-10
t6.	11	2012-13	20-13
		2007-08	24-10
		1991-92	25-6
		1983-84	32-5
t10.	**11**	**2019-20**	**23-8**
		2017-18	**27-8**
		2015-16	**22-10**
		2005-06	21-10
		1989-90	25-8
		1977-78	25-8
		1976-77	25-8
		1955-56	19-7
		1949-50	16-7

Bold Red – Current Season
Bold Black – under Coach Kelvin Sampson

ON the BOARDS

• With a game-high 13 rebounds in the Nov. 8 win over Towson inside Fertitta Center, freshman center/forward **Chris Cenac Jr.** etched his name in the Houston records book.

• Cenac became the first freshman in school history to record double-digit rebounding performances in each of the first two games to open the season.

• He also became the first Cougar to accomplish that feat since **Devin Davis** during the first two games of the 2016-17 season.

• Cenac's combined 23 rebounds was the highest two-game total to open a season since forward **TaShawn Thomas** snared 30 boards in the first two games of the 2012-13 season.

• This season, Cenac leads the Cougars and is seventh in the Big 12 with 7.8 rebounds per game. He has recorded a team-high 13 games with double-digit rebounds and led or tied for the team lead in rebounding in 23 games this season.

• He grabbed a career-high 18 boards in the Cougars' NCAA Tournament South Region First-Round win over (15) Idaho on March 19.

• Cenac is poised to become the first freshman to lead Houston in rebounding since forward **TaShawn Thomas** snared 8.2 rebounds per game to lead the Cougars in 2011-12.

SHARP BEHIND the ARC

• Senior guard **Emanuel Sharp** has established himself as one of the nation's premier 3-point shooters in 2025-26.

• With a career-high eight 3-pointers in the Cougars' February 10 win at Utah, Sharp set the Houston career record. He now has 306 treys.

• Sharp moved past guard **Marcus Sasser**, who previously held the top spot with 276 career 3-point field goals.

• Sharp also holds the Houston career record with 812 3-point field goal attempts.

• The Tampa, Fla., native is seventh in the Big 12 Conference with 2.6 treys per game and stands sixth with a .379 3-point field goal percentage.

• In October, Sharp was named to the *Blue Ribbon College Yearbook* Preseason All-America Fourth Team and was one of three Cougars named to the Preseason All-Big 12 Conference team.

• Sharp also was one of 20 student-athletes from across the nation to be named to the Jerry West Shooting Guard of the Year Top 20 Preseason Watch List.

STREAKING

• Senior guard **Emanuel Sharp** saw his streak with at least one 3-point field goal made snapped at 28 consecutive games during the Cougars' road win at Cincinnati on January 3.

• Sharp failed to connect on five tries from beyond the arc. It was the first time that the Tampa, Fla., native did not make at least one trey since shooting 0-for-1 against #22/19 Texas Tech during a home loss inside Fertitta Center on February 1, 2025.

GOING for 20

• Senior guard **Emanuel Sharp** opened the 2025-26 season in impressive fashion with a game-high 24 points in the Nov. 3 season opener vs. Lehigh inside Fertitta Center.

• Sharp became the first Cougar to score 20 points in a season opener since he scored a game-high 20 points during an 84-31 win against ULM inside Fertitta Center on Nov. 6, 2023.

ON POINT

• Senior point guard **Milos Uzan** electrified Houston fans with his decision to withdraw from the NBA Draft in May and return to the Cougars for his final season of eligibility.

• This season, Uzan ranks third in the Big 12 in assist-turnover ratio (2.98) and has dished out 143 assists with only 48 giveaways.

• Uzan has recorded 23 games with one or fewer turnovers in 2025-26.

• With 136 assists in 2025-26, Uzan recorded his second 100-assist season as a Cougar. He became the 21st player in school history to record multiple triple-digit seasons at Houston.

• Uzan led all players and tied his career high with 10 assists and no turnovers in nearly 30 minutes in the December 13 win over New Orleans inside Fertitta Center.

• He equaled his personal best in assists set with the Cougars against Jackson State (November 4, 2024) and with Oklahoma against Providence (December 5, 2023).

• In early November, he was recognized as a *The Sporting News* Preseason All-America Second-Team selection.

• In October, Uzan was named to the *Field of 68* and CBS Sports Preseason All-America Third Teams and was one of three Cougars named to the Preseason All-Big 12 Conference team.

• He also was named to the National Association of Basketball Coaches National Player of the Year Watch List and was one of 20 student-athletes from across the nation to be named to the Bob Cousy Point Guard of the Year Top 20 Preseason Watch List.

• A year ago, the Las Vegas native started all 40 games to set a school single-season record and led the Cougars to the NCAA Tournament National Championship Game.

• With a 2.98 assist-turnover ratio, he topped Houston, finished third in the league and ranked 11th nationally with that total.

JOJO SAYS NO NO

• Junior forward **Joseph Tugler** has become one of the nation's premier defensive players during his time at Houston.

• Tugler did a little of everything in Houston's win over Rider on Nov. 20 inside Fertitta Center. In addition to his 12 points, he grabbed a season-high nine rebounds, including three offensive boards, to go with two assists, a game-high-tying three steals and a game-high four blocked shots.

• He swatted a game-high five shots in the Cougars' win over Syracuse during the first day of the Players Era Championship inside MGM Grand Garden Arena in Las Vegas on Nov. 24.

It was the seventh time in his career that Tugler swatted 4+ blocked shots in a game.

• While Tugler swatted only one opposing shot in Houston's Nov. 8 win over Towson, he collected a game- and career-high five steals against the Tigers inside Fertitta Center.

• This season, Tugler is eighth in the Big 12 with 1.5 blocks per game.

• He was named to the Naismith Defensive Player of the Year Late-Midseason Team in late February.

• During the 2025 preseason, Tugler received Preseason All-America honors from *Blue Ribbon College Yearbook* and was recognized as the inaugural CBS Sports Preseason National Defensive Player of the Year.

• He was honored as the inaugural CBS Sports Preseason National Defensive Player of the Year and was one of 20 student-athletes from across the nation to be named to the Karl Malone Power Forward of the Year Top 20 Preseason Watch List.

• In 2024-25, he ranked among the national and Big 12 Conference leaders with 1.9 blocks per game and stood second among the Cougars with 5.9 rebounds per contest.

• The Monroe, La., native grabbed 7+ rebounds in 18 games, including a season-high 18 boards in the Cougars' NCAA Tournament Second-Round win over #24/23 (8) Gonzaga on March 22, 2025.

• Earlier that season, he swatted eight shots and added eight rebounds, including six defensive boards, against #9/9 Alabama during the first day of the Players Era Festival inside MGM Grand Garden Arena in Las Vegas.

• Tugler became the first Cougar to block eight shots in a game since center **Emmanuel Adeife** accomplished that feat in the season-opening win over Florida Tech on Nov. 22, 2005.

• With his impressive total, Tugler also became only the sixth Cougar to block eight shots in a game in school history. He joined Adeife (2005-06), **Ferguson**, (2002-04), **Dwight Jones** (1971-73), **Hakeem Olajuwon** (1981-84) and **Bo Outlaw** (1991-93).

• For his impressive performance all season, Tugler received the Lefty Driesell Award, presented annually to the nation's top defensive player.

• Tugler also was one of four student-athletes from across the nation named a Naismith Defensive Player of the Year presented by MOLECULE Finalist.

HAIL the KING

• In 2025-26, point guard **Kingston Flemings** has emerged as one of the nation's premier freshman student-athletes.

• He led all players with 20 points on 8-of-10 shooting against Towson inside Fertitta Center on Nov. 8.

• It was the first time that a Houston true freshman scored 20+ points in one of the first two games to start his career since guard **Tramon Mark** scored 22 points against Lamar in the 2020-21 season opener inside Fertitta Center on Nov. 25, 2020.

• Fleming fell just short of his first career double-double with 19 points on 8-of-12 shooting and a game-high nine assists against Oakland inside Fertitta Center on Nov. 12.

• Flemings set a then-career high with 25 points on 10-of-15 shooting against #17/16 Tennessee during the second day of the Players Era Championship inside MGM Garden Grand Arena in Las Vegas on Nov. 25.

• He posted 21 points on 8-of-13 shooting to help lead the Cougars to the win over Florida State during the Houston Hoops Showdown inside Toyota Center on December 6.

• Flemings posted a career high and set the Houston freshman single-game scoring record with 42 points at #12/12 Texas Tech on January 24.

• He owns a team-leading 12 20-point outings during his young career.

• This season, Flemings leads the Cougars and is 14th in the Big 12 with 16.2 points per game. He has led or tied for the team lead in scoring in 21 games this season.

• The San Antonio, Texas, native leads the Houston guards with a 47.8 field goal percentage (218-of-456).

• He has dished out 4+ assists in 29 games this season.

WELCOME BACK, JACOB

• Center **Jacob McFarland** brought the Fertitta Center crowd to its feet late in the Cougars' December 10 win over Jackson State.

• Now in his third season at Houston, McFarland sat out the 2023-24 season as a redshirt but practiced regularly with the team and gained a valuable year of experience.

• The Moreno Valley, Calif., native was forced to miss his redshirt freshman season in 2024-25 after suffering a gruesome broken leg in practice on Oct. 29, 2024.

• In mid-September 2025, he underwent a second surgery to replace the rod in that leg with a larger rod to promote further healing, delaying his 2025-26 debut.

• McFarland is averaging 0.8 rebounds per game in 2025-26.

CAPS and GOWNS

• Two Cougars on the 2025-26 roster have already received their bachelor's degrees.

• Graduate guard **Ramon Walker Jr.** received his bachelor's degree in integrated studies in May 2025. He will do post-baccalaureate work in health this season.

• Graduate center **Kalifa Sakho** received his bachelor's degree in communication studies from Sam Houston in May 2025. He will do post-baccalaureate work in exploratory studies at Houston in 2025-26.

• In addition to these graduates, senior guard **Emanuel Sharp** is scheduled to receive his bachelor's degree in integrated studies in May 2026.

JERSEY NUMBER NOTES

• Two Cougars will wear different jersey numbers during the 2025-26 season.

• After being listed at #12 for his first two seasons, sophomore center **Jacob McFarland** will don #13 this season.

• Wearing #2 in each of his two full seasons, junior **Cedric Lath** will compete in #8 in 2025-26.

• With his debut with the Cougars, freshman guard **Bryce Jackson** will become the first Houston Men's Basketball student-athlete to wear #6, according to the best Houston records.

• In June 2023, the NCAA made a rule change allowing for student-athletes to wear any number between 0 and 99.

2025-26 PRESEASON BIG 12 CONFERENCE COACHES POLL

Rk.	School (First-place votes)	Pts.
1.	**Houston (14)**	**224**
2.	BYU (1)	204
3.	Texas Tech	200
4.	Arizona (1)	179
5.	Iowa State	170
6.	Kansas	163
7.	Baylor	137
8.	Cincinnati	120
9.	Kansas State	117
10.	TCU	90
11.	West Virginia	79
12.	Oklahoma State	77
13.	Utah	50
14.	UCF	39
15.	Colorado	37
16.	Arizona State	34

PRESEASON PLAYER of the YEAR
JT Toppin • Texas Tech

PRESEASON NEWCOMER of the YEAR
LeJuan Watts, Texas Tech

PRESEASON FRESHMAN of the YEAR
Darryn Peterson • Kansas

PRESEASON ALL-BIG 12 TEAM

Pos.	Player	Cl.	School
G	**Emanuel Sharp**	**Sr.**	**Houston**
G	**Milos Uzan**	**Sr.**	**Houston**
F	**Joseph Tugler**	**Jr.**	**Houston**
F	AJ Dybantsa	Fr.	BYU
G	Richie Saunders	Sr.	BYU
G	Tamin Lipsey	Sr.	Iowa State
G	Darryn Peterson	Fr.	Kansas
G	P.J. Haggerty	Jr.	Kansas State
G	Christian Anderson	So.	Texas Tech
F	JT Toppin	Jr.	Texas Tech

2025-26 PRESEASON BIG 12 CONFERENCE MEDIA POLL

Rk.	School
1.	**Houston**
2.	Texas Tech
3.	BYU
4.	Arizona
5.	Iowa State
6.	Kansas
7.	Baylor
8.	Kansas State
9.	Cincinnati
10.	TCU
11.	West Virginia
12.	Oklahoma State
13.	Utah
14.	UCF
15.	Colorado
16.	Arizona State

RETURNING REDSHIRT

• The Cougars welcomed the return of redshirt forward **Chase McCarty** in 2025-26.

• McCarty sat out the 2024-25 program but practiced regularly and gained a valuable year of experience with the program.

• In the Nov. 3 season opener against Lehigh inside Fertitta Center, McCarty tallied four points with four rebounds and a steal.

• McCarty posted a career high with eight points, six rebounds – including four offensive boards – two 3-pointers and added two steals against Rider inside Fertitta Center on Nov. 20.

• The Madison, Ala., native led the Cougars with seven rebounds, including four offensive boards, in the December 10 win over Jackson State inside Fertitta Center.

• McCarty tied for the team lead with 15 points on 4-of-5 shooting from the field, including 3-of-4 from the arc and 4-of-5 from the free throw line in the December 13 home win over New Orleans inside Fertitta Center.

• He tied his career high with seven rebounds at #14/14 Kansas on February 23.

• McCarty enjoyed a career day in the Cougars' road win at Oklahoma State on March 7. Draining 7-of-10 shots from the field, including 6-of-9 from the arc, he led all players with a career-high 20 points.

• This season, McCarty is averaging 3.9 points and 2.4 rebounds per game.

RISING in the COACHING RANKS

• **Head Coach Kelvin Sampson** has compiled an 829-360 career record, including a 329-90 mark with the Cougars.

• Houston's 75-57 win over Lehigh inside Fertitta Center on Nov. 3 gave Sampson the 800th win of his career and his 300th victory at the head of the Cougars' bench.

• With Houston's January 28 win at TCU in Fort Worth, Texas, Sampson moved into sole possession of 14th in NCAA history (among coaches with 10+ years in Division I). He broke out of a tie with Rollie Massimino (816 wins, Keiser, Cleveland State, UNLV, Villanova, Stony Brook, 1969-2017).

• Up next in the NCAA records book are Jim Phelan (830 wins, Mount St. Mary's, 1954-2003) and Cliff Ellis (831 wins, Coastal Carolina, Auburn, Clemson, South Alabama, 1975-2023).

QUADRUPLE-DIGIT POINTS

• Senior point guard **Milos Uzan** buried a 3-pointer against Towson with 14:32 remaining in the first half inside Fertitta Center on Nov. 8 to move past the 1,000-point mark in his total collegiate career.

• Uzan now has 1,390 points during his total collegiate career (860 pts with Houston; 530 points with Oklahoma).

• With his baseline 3-pointer with 3:21 left in the first half against (16) Colorado during the Phillips 66 Big 12 Championship Quarterfinals on March 13, 2025, senior guard **Emanuel Sharp** became the 54th member of Houston's 1,000-Point Club in his collegiate career.

• Sharp now has 1,685 points during his career with the Cougars to rank ninth in school history. He moved into ninth in Houston career history after scoring a game-high 18 points in the Cougars' NCAA Tournament South Region Second-Round win over (10) Texas A&M on March 21.

• Up next in the Houston records books are guard **Rob Gray** (8th, 1,710 pts., 2015-18) and forward **Dwight Davis** (7th, 1,741 pts., 1969-72).

IN the NBA RANKS

• Four Cougars started the 2025-26 season on NBA rosters while two more joined the league later in the season.

• That group includes **Quentin Grimes** (Philadelphia 76ers), **Marcus Sasser** (Detroit Pistons), **Jarace Walker** (Indiana Pacers) and point guard **Jamal Shead** (Toronto Raptors)

• Guard **LJ Cryer** signed a two-way contract with the Golden State Warriors on December 1.

• Guard **DeJon Jarreau** signed a two-way contract with the Memphis Grizzlies in mid-March.

• Grimes is in his first full season with the Philadelphia 76ers after playing a combined 75 games with the Dallas Mavericks (47) and 76ers (28) during the 2024-25 season. He averaged 14.6 points, 4.3 rebounds and 3.0 assists per game for the season.

• Grimes was taken with the No. 25 overall pick in the First Round of the 2021 NBA Draft by the New York Knicks and became the first Cougar to be taken in the First Round since **Greg Anderson** was taken in 1987 by the San Antonio Spurs.

• Sasser is in his third season with the Pistons after being taken with the No. 25 pick of the 2023 NBA Draft.

• Sasser averaged 6.6 points, 1.2 rebounds and 2.3 assists per game a year ago.

• Walker is in his third season with the Pacers after being taken with the No. 8 pick of the 2023 NBA Draft. He was the highest Cougar taken in the Draft since Hall of Fame center **Hakeem Olajuwon** was taken at No. 1 by the Houston Rockets in 1984.

• In 2024-25, Walker averaged 6.1 points, 3.1 rebounds and 1.5 assists per game.

• Shead is in his second season with the Raptors after being taken in the Second Round with the No. 45 overall pick.

• As a rookie in 2024-25, Shead averaged 7.1 points, 4.2 assists and 1.5 rebounds per game.

• Cryer was not selected in the 2025 NBA Draft but averaged 24.3 points, 4.9 rebounds, 6.1 assists and 5.1 treys per game through the first seven games of his G League career.

COUGARS HONOR GREAT #42 DWIGHT DAVIS

• At halftime of its January 18 game against Arizona State, Houston Men's Basketball bestowed its highest honor when it hung the #42 jersey of great **Dwight Davis** inside Fertitta Center.

• Davis joined the Cougars for the 1968-69 season and began competition as a sophomore (under then-NCAA rules) for the 1969-70. He led the Cougars to three straight 20-win seasons and NCAA Tournament appearances with a pair of NCAA Sweet 16 berths while averaging a double-double each season.

• Averaging 24.4 points and 11.7 rebounds per game as a senior in 1971-72, Davis was named to the Associated Press All-America Second Team and competed in the East-West All-Star Game.

• Following his Cougar days, Davis was selected with the No. 3 overall pick by the Cleveland Cavaliers and was named to the 1973 NBA All-Rookie First Team. He went on to play for the Golden State Warriors before injury cut short his career.

• With his playing career completed, Davis turned his time and passion to new ventures. He served in numerous roles for the National Basketball Retired Players Association from 2014 to 2018 and served as a board member for New Hampshire Workforce Innovation Board, Greater Seacoast United Way, Prospero Health and Cambridge Trust Company and Black Heritage Trail of New Hampshire.

• Today, Davis and his wife help families with a full range of senior home care services for elderly citizens as owners of Senior Helpers of Southern New Hampshire.

• Davis was inducted into the Athletics Department Hall of Honor in 2006, and he received the Distinguished Alumni Award from the University of Houston Alumni Association in 2023.

• Davis became the seventh player to have his number hung in Fertitta Center and the ninth Cougar to have a banner hung. He joined players guard **Otis Birdsong** (#10), guard **Don Chaney** (#24), guard **Clyde Drexler** (#22), forward **Elvin Hayes** (#44), center **Hakeem Olajuwon** (#34) and forward **Michael Young** (#42) as well as **Coach Guy V. Lewis** and CBS Sports broadcaster **Jim Nantz**.

IN the PRO RANKS

• In addition to the Cougars in the NBA, numerous other Cougars continue to compete in various leagues for teams around the world.

• Guard **Armoni Brooks** (Olimpia Milano) plays in the Lega Basket Serie A.

• Center **Josh Carlton** (Zhejiang Lions) plays in the Chinese Basketball Association.

• Guard **LJ Cryer** (Santa Cruz Warriors) plays in the G League and signed a two-way contract with the Golden State Warriors on December 1.

• Guard **Corey Davis Jr.** (Niners Chemnitz) plays in Basketball Bundesliga

• Forward **Devin Davis** (Hangtuah Jakarta) is playing in the Indonesian Basketball League.

• Guard **Kyler Edwards** (Elitzur Netanya) plays in the Israeli Basketball Premier League.

• Forward **Ja'Vier Francis** (Santa Cruz Warriors) plays in the G League.

• Forward **Justin Gorham** (Derthona Basket) plays in the Lega Basketball Serie A.

• Guard **Rob Gray** (Promitheas Patras) plays in the Greek Basketball League/Basketball Champions League.

• Forward **Brison Gresham** (AEK Larnaca) plays in the Cypriot OPAP Basket League.

• Center **Chris Harris Jr.** (Keilor Thunder) plays in the Australian NBL One.

• Guard **Nate Hinton** (Ratiopharm Ulm) plays in the Basketball Bundesliga.

• Guard **DeJon Jarreau** signed a two-way contract with the Memphis Grizzlies on March 13.

• Forward **Danrad Knowles** (OCA Global CB Salou) plays in the Spain-LEB Silver.

• Forward **J'Wan Roberts** (ALBA Berlin)plays in the Basketball Bundesliga/Champions League.

• Guard **Wes VanBeck** (La Laguna Tenerife) plays in the Spanish Liga Endesa.

• Forward **Fabian White Jr.** (Galatasaray MCT Technic) plays in the Basketbol Super Ligi/Champions League.

• Guard **Mylik Wilson** (Kometya Kaposvari KK) plays in the Hungarian A Division.

CONFERENCE SEASON OPENER HISTORY

• With their 67-60 win over Cincinnati inside Fifth Third Arena on January 3, Houston improved 41-25 during its conference opener history.

• The Cougars have won their last 11 conference openers and 18 of their last 19. Only a 73-54 loss at Memphis on Dec. 31, 2014, prevents a longer Houston winning streak.

• Houston has posted a 3-0 record in conference openers in the **Big 12**, a 9-1 mark in the **American Athletic Conference**, a 7-10 record in **Conference USA**, an 11-10 mark in the **Southwest Conference**, an 8-2 record in the **Missouri Valley Conference**, a 1-0 mark in the **Gulf Coast Conference** and a 2-2 record in the **Lone Star Conference**.

in Big 12 Conference: Houston is 3-0 in Big 12 openers after its 67-60 win at Cincinnati inside Fifth Third Arena on January 3

The Cougars began their Big 12 Conference tenure with an 89-55 win over West Virginia in Fertitta Center on Jan. 6, 2024.

in Conference Road Openers: With its win at Cincinnati inside Fifth Third Arena, on January 3, Houston improved to 30-36 in conference road openers during its history.

• This includes a 2-1 mark in the **Big 12 Conference**, an 8-2 mark in the **American Athletic Conference**, a 3-14 record in Conference USA, a 10-11 mark in the **Southwest Conference**, a 4-6 record in the **Missouri Valley Conference**, a 1-0 mark in the **Gulf Coast Conference** and a 2-2 record in the **Lone Star Conference**.

• With their January 3 win at Cincinnati, the Cougars have won six of their last seven conference road openers.

in Conference Home Openers: With its January 6 win over #14/14 Texas Tech inside Fertitta Center, Houston improved to 44-22 in conference home openers during its history.

• This includes a 3-0 mark in the **Big 12 Conference**, a 9-1 mark in the **American Athletic Conference**, a 9-8 record in Conference USA, a 15-6 mark in the **Southwest Conference**, a 6-4 record in the **Missouri Valley Conference**, a 1-0 mark in the **Gulf Coast Conference** and a 1-3 record in the **Lone Star Conference**.

• The Cougars have won their last 11 and 15 of their last 16 conference home openers. Only a 79-78 loss in overtime to Tulsa in Hofheinz Pavilion on Jan, 6, 2015, prevents a longer winning streak.

NCAA TOURNAMENT HISTORY

NCAA TOURNAMENT HISTORY

NCAA Tournament National Championship Game Appearances	**(3)** 2025, 1984, 1983
NCAA Final Four Appearances	**(7)** 2025, 2021, 1984, 1983, 1982, 1968, 1967
NCAA Elite Eight Appearances	**(8)** 2025, 2022, 2021, 1984, 1983, 1982, 1968, 1967
NCAA Sweet 16 Appearances	**(18)** 2026, 2025, 2024, 2023, 2022, 2021, 2019, 1984, 1983, 1982, 1971, 1970, 1968, 1967, 1966, 1965, 1961, 1956
NCAA Tournament Appearances	**(27)** 2026, 2025, 2024, 2023, 2022, 2021, 2019, 2018, 2010, 1992, 1990, 1987, 1984, 1983, 1982, 1981, 1978, 1973, 1972, 1971, 1970, 1968, 1967, 1966, 1965, 1961, 1956
NCAA Tournament Record	47-31 (.603)
NCAA Final Four Most Outstanding Player	**(1)** Hakeem Olajuwon (1984)
NCAA All-Final Four Team Members	**(7)** LJ Cryer (2025), J'Wan Roberts (2025), Alvin Franklin (1984), Hakeem Olajuwon (1984), Michael Young (1984), Hakeem Olajuwon (1983), Elvin Hayes (1968)
NCAA All-Regional Team Members	20

2026

No. 2 Seed • South Region • First/Second Rounds
Paycom Center • Oklahoma City

March 19	W	78-47	(15) Idaho
March 21	W	88-57	(10) Texas A&M

South Region • Toyota Center • Houston

March 26			#13/12 (3) Illinois

2025 • NATIONAL FINALIST

No. 1 Seed • Midwest Region • First/Second Rounds
INTRUST Bank Arena • Wichita, Kan.

March 20	W	78-40	(16) SIUE
March 22	W	81-76	#24/23 (8) Gonzaga

Midwest Region • Lucas Oil Stadium • Indianapolis

March 28	W	62-60	#22/22 (4) Purdue
March 30	W	69-50	#6/6 (2) Tennessee

Regional Most Outstanding Player: Emanuel Sharp
Regional All-Tournament Team: LJ Cryer, Milos Uzan, Emanuel Sharp

Final Four • Alamodome • San Antonio, Texas

April 5	W	70-67	#1/1 (1) Duke
April 7	L	63-65	#3/3 (1) Florida

Final Four All-Tournament Team: LJ Cryer, J'Wan Roberts

2024 • SWEET 16

No. 1 Seed • South Region • First/Second Rounds
FedExForum • Memphis, Tenn.

March 22	W	86-46	(16) Longwood
March 24	W	100-95 (OT)	(9) Texas A&M

South Regional • American Airlines Center • Dallas

March 29	L	51-54	#13/14 (4) Duke

2023 • SWEET 16

No. 1 Seed • Midwest Region • First/Second Rounds
Legacy Arena • Birmingham, Ala.

March 16	W	63-52	(16) Northern Kentucky
March 18	W	81-64	(9) Auburn

Midwest Regional • T-Mobile Center • Kansas City, Mo.

March 24	L	75-89	#16/15 (5) Miami (Fla.)

2022 • ELITE EIGHT

No. 5 Seed • South Region • First/Second Rounds
PPG Paints Arena • Pittsburgh

March 18	W	82-68	(12) UAB
March 20	W	68-53	(4) Illinois

South Regional • AT&T Center • San Antonio, Texas

March 24	W	72-60	#2/2 (1) Arizona
March 26	L	44-50	#6/5 (2) Villanova

Regional All-Tournament Team: Jamal Shead

2021 • FINAL FOUR

No. 2 Seed • Midwest Region • First Round
Simon Skojdt Assembly Hall • Bloomington, Ind.

March 19	W	87-56	(15) Cleveland State

Second Round • Lucas Oil Stadium – Unity Court • Indianapolis

March 21	W	63-60	(10) Rutgers

Sweet 16 • Hinkle Fieldhouse • Indianapolis

March 27	W	62-46	(11) Syracuse

Elite Eight • Lucas Oil Stadium – Equality Court • Indianapolis

March 29	W	67-61	(12) Oregon State

Regional Most Outstanding Player: DeJon Jarreau
Regional All-Tournament Team: Quentin Grimes

Final Four • Lucas Oil Stadium – Unity Court • Indianapolis

April 3	L	59-78	#3/3 (1) Baylor

2020

Seed Unknown • Region Unknown
Arena Unknown • City Unknown

Canceled due to COVID-19 pandemic

2019 • SWEET 16

No. 3 Seed • Midwest Region • First/Second Rounds
BOK Center • Tulsa, Okla.

March 22	W	84-55	(14) Georgia State
March 24	W	74-59	(11) Ohio State

Midwest Regional • Sprint Center • Kansas City, Mo.

March 29	L	58-62	#7/7 (2) Kentucky

2018 • SECOND ROUND

No. 6 Seed • West Region • First/Second Rounds
Intrust Bank Arena • Wichita, Kan.

March 15	W	67-65	(11) rv/rv San Diego State
March 17	L	63-64	#7/7 (3) Michigan

2010

No. 13 Seed • Midwest Region • First Round
Spokane Veterans Memorial Arena • Spokane, Wash.

March 19	L	77-89	#20/20 (13) Maryland

1992

No. 10 Seed • Midwest Region • First Round
Bradley Center • Milwaukee, Wisc.

March 19	L	60-65	(7) Georgia Tech

1990

No. 8 Seed • Southeast Region • First Round
Thompson-Boling Arena • Knoxville, Tenn.

March 15	L	66-70	(9) UC Santa Barbara

1987

No. 12 Seed • Southeast Region • First Round
The Omni • Atlanta, Ga.

March 13	L	55-66	(5) Kansas

1984 • NATIONAL FINALIST

No. 2 Seed • Midwest Region • Second Round
Mid-South Coliseum • Memphis, Tenn.

March 17	W	77-69	(10) Louisiana Tech

Midwest Regional • The Arena • St. Louis, Mo.

March 23	W	78-71	(6) Memphis
March 25	W	68-63	(4) Wake Forest

Regional Most Outstanding Player: Hakeem Olajuwon
Regional All-Tournament Team: Hakeem Olajuwon, Michael Young

Final Four • Kingdome • Seattle

March 31	W	49-47 (OT)	(7 - East) Virginia
April 2	L	75-84	(1 - West) Georgetown

Final Four Most Outstanding Player: Hakeem Olajuwon
Final Four All-Tournament Team: Alvin Franklin, Hakeem Olajuwon, Michael Young

1983 • NATIONAL FINALIST

No. 1 Seed • Midwest Region • Second Round
The Summit • Houston

March 19	W	60-50	(8) Maryland

Midwest Regional • Kemper Arena • Kansas City, Mo.

March 25	W	70-63	(4) Memphis
March 27	W	89-71	(3) Villanova

Regional Most Outstanding Player: Hakeem Olajuwon
Regional All-Tournament Team: Larry Micheaux, Hakeem Olajuwon, Michael Young

Final Four • University Arena • Albuquerque, N.M.

April 2	W	94-81	(1 - East) Louisville
April 4	L	52-54	(6 - West) NC State

Final Four All-Tournament Team: Hakeem Olajuwon

NCAA TOURNAMENT CAREER LEADERS

Points

Rk.	Pts.	Name	School	Years (Games)
1.	407	Christian Laettner	Duke	1989-92 (23)
2.	**358**	**Elvin Hayes**	**Houston**	**1966-68 (13)**
3.	328	Danny Manning	Kansas	1985-88 (16)
4.	325	Tyler Hansbrough	North Carolina	2006-09 (17)
5.	324	Oscar Robertson	Cincinnati	1958-60 (10)

Rebounds

1.	**222**	**Elvin Hayes**	**Houston**	**1966-68 (13)**
2.	201	Lew Alcindor	UCLA	1967-69 (12)
3.	198	Tom Gola	La Salle	1954-55 (11)
4.	197	Jerry Lucas	Ohio State	1960-62 (12)
5.	181	Nick Collison	Kansas	2000-03 (16)
6.	176	Bill Walton	UCLA	1972-74 (12)
7.	169	Christian Laettner	Duke	1989-92 (23)
8.	165	Tim Duncan	Wake Forest	1994-97 (11)
9.	160	Paul Hogue	Cincinnati	1960-62 (12)
10.	157	Sam Lacey	New Mexico St.	1968-70 (11)
11.	155	Derrick Coleman	Syracuse	1987-90 (14)
12.	**153**	**Hakeem Olajuwon**	**Houston**	**1982-84 (15)**

Rebounding Average

1.	19.8	Tom Gola	La Salle	1954-55 (10)
2.	19.7	John Green	Michigan State	1957-79 (6)
3.	19.2	Artis Gilmore	Jacksonville	1970-71 (6)
4.	18.5	Paul Silas	Creighton	1962-64 (6)
5.	17.13	Len Chappell	Wake Forest	1961-62 (8)
6.	**17.08**	**Elvin Hayes**	**Houston**	**1966-68 (13)**

Field Goals

1.	**152**	**Elvin Hayes**	**Houston**	**1966-68 (13)**
2.	140	Danny Manning	Kansas	1985-88 (16)
t3.	128	Glen Rice	Michigan	1986-89 (13)
t3.	128	Christian Laettner	Duke	1989-92 (23)
5.	123	Corliss Williamson	Arkansas	1993-95 (15)

NCAA TOURNAMENT HISTORY

vs. NCAA TOURNAMENT OPPONENTS

Team	Record	Pct.	Stk.	Last
Alcorn State	1-0	1.000	W1	3/11/82
Arizona	1-0	1.000	W1	3/24/22
Auburn	1-0	1.000	W1	3/18/23
Baylor	0-1	.000	L1	4/3/21
Boston College	1-0	1.000	W1	3/21/82
Cleveland State	1-0	1.000	W1	3/19/21
Colorado State	1-0	1.000	W1	3/7/66
Dayton	1-0	1.000	W1	3/7/70
Drake	0-1	.000	L1	3/12/70
Duke	1-1	.500	W1	4/5/25
Florida	0-1	.000	L1	4/7/25
Georgetown	0-1	.000	L1	4/2/84
Georgia State	1-0	1.000	W1	3/22/19
Georgia Tech	0-1	.000	L1	3/19/92
Gonzaga	1-0	1.000	W1	3/22/25
Idaho	**1-0**	**1.000**	**W**	**3/19/26**
Illinois	**1-0**	**1.000**	**W1**	**3/20/22**
Kansas	1-2	.333	L2	3/13/87
Kansas State	0-3	.000	L3	3/14/70
Kentucky	0-1	.000	L1	3/29/19
Longwood	1-0	1.000	W1	3/22/24
Louisiana	0-1	.000	L1	3/10/73
Louisiana Tech	1-0	1.000	W1	3/17/84
Louisville	2-0	1.000	W2	4/2/83
Loyola Chicago	1-0	1.000	W1	3/9/68
Marquette	1-0	1.000	W1	3/15/61
Maryland	1-1	.500	L1	3/19/10
Memphis	2-0	1.000	W2	3/23/84
Miami (Fla.)	0-1	.000	L1	3/24/23
Michigan	0-1	.000	L1	3/17/18
Missouri	1-0	1.000	W1	3/19/82
New Mexico State	2-0	1.000	W2	3/13/71
NC State	0-1	.000	L1	4/4/83
North Carolina	1-1	.500	L1	3/27/82
Northern Kentucky	1-0	1.000	W1	3/16/23
Notre Dame	2-1	.667	L1	3/10/78
Ohio State	1-1	.500	W1	3/24/19
Oklahoma State	0-1	.000	L1	3/12/65
Oregon State	1-1	.500	W1	3/29/21
Pacific	1-0	1.000	W1	3/12/66
Purdue	1-0	1.000	W1	3/28/25
Rutgers	1-0	1.000	W1	3/21/21
San Diego State	1-0	1.000	W1	3/15/18
SIUE	1-0	1.000	W1	3/20/25
SMU	1-2	.333	W1	3/19/67
Syracuse	1-0	1.000	W1	3/27/21
TCU	1-0	1.000	W1	3/16/68
Tennessee	1-0	1.000	W1	3/30/25
Texas	0-1	.000	L1	3/11/72
Texas A&M	**2-0**	**1.000**	**W2**	**3/24/24**
Texas Tech	0-1	.000	L1	3/18/61
Tulsa	1-0	1.000	W1	3/13/82
UAB	1-0	1.000	W1	3/18/22
UCLA	0-2	.000	L2	3/22/68
UC Santa Barbara	0-1	.000	L1	3/15/90
Villanova	1-2	.333	L1	3/26/22
Virginia	1-0	1.000	W1	3/31/84
Wake Forest	1-0	1.000	W1	3/25/84
Totals	**47-31**	**.603**	**W2**	**3/21/26**

1982 • NCAA FINAL FOUR

No. 6 Seed • Midwest Region • First/Second Rounds
Mabee Center • Tulsa, Okla.

March 11	W	94-84	(11) Alcorn State
March 13	W	78-74	(3) Tulsa

Midwest Regional • Checkerdome • St. Louis, Mo.

March 19	W	79-78	(2) Missouri
March 21	W	99-92	(8) Boston College

Regional Most Outstanding Player: Rob Williams
Regional All-Tournament Team: Larry Micheaux, Rob Williams

Final Four • Louisiana Superdome • New Orleans

March 27	L	63-68	(1 - East) North Carolina

1981

No. 8 Seed • East Region • First Round
Charlotte Coliseum • Charlotte, N.C.

March 13	L	72-90	(9) Villanova

1978

Midwest Region • First Round
Mabee Center • Tulsa, Okla.

March 10	L	77-100	Notre Dame

1973

Midwest Region • First Round
Henry Levitt Arena • Wichita, Kan.

March 10	L	89-102	Louisiana

1972

Midwest Region • First Round
Pan American Center • Las Cruces, N.M.

March 11	L	74-85	Texas

1971

Midwest Region • First Round
Hofheinz Pavilion • Houston

March 13	W	72-69	New Mexico State

Midwest Regional • Henry Levitt Arena • Wichita, Kan.

March 18	L	77-78	Kansas

Midwest Regional Third Place • Henry Levitt Arena
Wichita, Kan.

March 20	*W*	*119-106*	*Notre Dame*

1970

Midwest Region • First Round
Daniel-Meyer Coliseum • Fort Worth, Texas

March 7	W	71-64	Dayton

Midwest Regional • Allen Fieldhouse • Lawrence, Kan.

March 12	L	87-92	Drake

Midwest Regional Third Place • Allen Fieldhouse
Lawrence, Kan.

March 14	*L*	*98-107*	*Kansas State*

1968 • NCAA FINAL FOUR

Midwest Region • First Round
Nielsen Fieldhouse • Salt Lake City

March 9	W	94-76	Loyola (Chicago)

Midwest Regional • Henry Levitt Arena • Wichita, Kan.

March 15	W	91-75	Louisville
March 16	W	103-68	TCU

All-Tournament Team: Don Chaney, Elvin Hayes, Theodis Lee

Final Four • Memorial Sports Arena • Los Angeles

March 22	L	69-101	UCLA

Final Four • Third Place
Memorial Sports Arena • Los Angeles

March 25	*L*	*85-89*	*Ohio State*

Final Four All-Tournament Team: Elvin Hayes

1967 • NCAA FINAL FOUR

Midwest Region • First Round
CSU Auditorium • Fort Collins, Colo.

March 11	W	59-58	New Mexico State

Midwest Regional • Allen Field House • Lawrence, Kan.

March 17	W	66-53	Kansas
March 19	W	83-75	SMU

All-Tournament Team: Don Chaney, Elvin Hayes

Final Four • Freedom Hall • Louisville, Ky.

March 24	L	58-73	UCLA

Final Four • Third Place • Freedom Hall • Louisville, Ky.

March 25	*W*	*84-62*	*North Carolina*

1966

West Region • First Round
Henry Levitt Arena • Wichita, Kan.

March 7	W	82-76	Colorado State

West Regional • Pauley Pavilion • Los Angeles

March 11	L	60-63	Oregon State

Regional Third Place • Pauley Pavilion • Los Angeles

March 12	*W*	*102-91*	*Pacific*

HOUSTON by SEEDING

The NCAA began seeding teams in 1979

Team	Record	Pct.	Stk.	Last
No. 1	13-4	.765	L1	2025
No. 2	**10-2**	**.833**	**W2**	**2026**
No. 3	2-1	1.000	L1	2019
No. 4	0-0	.000	––	––
No. 5	3-1	.750	L1	2022
No. 6	5-2	.714	L1	2018
No. 7	0-0	.000	––	––
No. 8	0-2	.000	L2	1990
No. 9	0-0	.000	––	––
No. 10	0-1	.000	L1	1992
No. 11	0-0	.000	––	––
No. 12	0-1	.000	L1	1987
No. 13	0-1	.000	L1	2010
No. 14	0-0	.000	––	––
No. 15	0-0	.000	––	––
No. 16	0-0	.000	––	––
Seeded	**33-15**	**.688**	**W2**	**2026**
Unseeded	**14-16**	**.467**	**L3**	**1978**
Totals	**47-31**	**.603**	**W2**	**2026**

HOUSTON vs. SEEDING

Team	Record	Pct.	Stk.	Last
No. 1	3-4	.429	L1	2025
No. 2	2-2	.500	W1	2025
No. 3	2-1	.667	L1	2018
No. 4	4-1	.800	W1	2025
No. 5	0-2	.000	L2	2023
No. 6	1-1	.500	W1	1984
No. 7	1-1	.500	W1	1992
No. 8	3-0	1.000	W3	1983
No. 9	2-2	.500	W2	2023
No. 10	**3-0**	**1.000**	**W3**	**2026**
No. 11	4-0	1.000	W4	2021
No. 12	2-0	1.000	W2	2022
No. 13	0-1	.000	L1	2010
No. 14	1-0	1.000	W1	2019
No. 15	**2-0**	**1.000**	**W2**	**2026**
No. 16	3-0	1.000	W3	2023
Seeded	**33-15**	**.688**	**W2**	**2026**
Unseeded	**14-16**	**.467**	**L3**	**1978**
Totals	**47-31**	**.603**	**W2**	**2026**

1965

Midwest Region • First Round
Lubbock Coliseum • Lubbock, Texas

March 8	W	99-98	Notre Dame

Midwest Regional • Ahearn Fieldhouse • Manhattan, Kan.

March 12	L	60-75	Oklahoma State

Midwest Regional Third Place • Ahearn Fieldhouse
Manhattan, Kan.

March 13	*L*	*87-89*	*SMU*

1961

Midwest Region • First Round • Delmar Gym • Houston

March 15	**W**	**77-61**	**Marquette**

Midwest Regional • Allen Fieldhouse • Lawrence, Kan.

March 17	L	64-75	Kansas State

Midwest Regional Third Place • Allen Fieldhouse
Lawrence, Kan.

March 18	*L*	*67-69*	*Texas Tech*

All-Tournament Team: Gary Phillips

1956

West Region • Second Round
Allen Fieldhouse • Lawrence, Kan.

March 16	L	74-89	SMU

West Regional Third Place • Allen Fieldhouse
Lawrence, Kan.

March 17	*L*	*70-89*	*Kansas State*

NCAA TOURNAMENT RECORDS

HOUSTON • TEAM

Games Played:	6	2024-25
Minutes Played:	225	vs. Texas A&M (3/24/24)
	225	vs. Virginia (3/31/84)
Margin of Victory:	40 (86-46)	vs. Longwood (3/22/24)
Margin of Defeat:	32 (69-101)	vs. UCLA (3/22/68)
Points Scored (High):	119	vs. Notre Dame (3/20/71)
Points Scored (Low):	44	vs. Villanova (3/26/22)
Points Scored – Half (High):	62 (2nd)	vs. Notre Dame (3/20/71)
Points Scored – Half (Low):	18 (2nd)	vs. Virginia (3/31/84)
Points Scored – Overtime:	14	vs. Texas A&M (3/24/24)
Field Goals:	47	vs. Notre Dame (3/20/71)
Field Goal Attempts:	100	vs. Pacific (3/12/66)
Field Goal Percentage (High):	65.5 (38-58)	vs. Alcorn State (3/11/82)
Field Goal Percentage (Low):	28.2 (22-78)	at UCLA (3/22/68)
3-Point Field Goals:	11	vs. Texas A&M (3/24/24)
	11	vs. Longwood 3/22/24)
	11	vs. Oregon State (3/29/21)
3-Point Field Goal Attempts:	34	vs. Texas A&M (3/24/21)
3-Point FG Percentage (High):	50.0 (8-16)	vs. #24/23 (8) Gonzaga (3/22/25)
	50.0 (2-4)	vs. UC Santa Barbara (3/15/90)
3-Point FG Percentage (Low):	5.0 (1-20)	vs. Villanova (3/26/22)
Free Throws (High):	33	vs. Boston College (3/21/82)
Free Throws (Low):	4	vs. Tennessee (3/30/25)
	4	vs. Villanova (3/13/81)
Free Throw Attempts (High):	44	vs. Boston College (3/21/82)
Free Throw Attempts (Low):	4	vs. Tennessee (3/30/25)
Free Throw Percentage:	100.0 (4-4)	vs. Tennessee (3/30/25)
	90.0 (18-20)	vs. Miami (Fla.) (3/24/23)
Rebounds (High):	76	vs. TCU (3/16/68)
Rebounds (Low):	26	vs. Georgetown (4/2/84); vs. Villanova (3/13/81)
Assists:	27	vs. SMU (3/19/67)
Steals:	12	vs. Longwood (3/22/24)
	12	vs. Ohio State (3/24/19)
Blocked Shots:	12	vs. Auburn (3/18/23)
Turnovers (High):	25	vs. Tulsa (3/13/82)
	25	vs. Kansas State (3/14/70)
Turnovers (Low):	5	vs. Tennessee (3/30/25)
Fouls:	28	vs. Texas A&M (3/24/24)
	28	vs. SMU (3/13/65)
	28	vs. Texas Tech (3/8/65)

OPPONENT • TEAM

Points Scored (High):	107	vs. Kansas State (3/14/70)
Points Scored (Low):	40	vs. (16) SIUE (3/20/25)
Points Scored – Half (High):	56 (2nd)	vs. Kansas State (3/14/70)
Points Scored – Half (Low):	15 (1st)	vs. Tennessee (3/30/25)
Points Scored – Overtime:	9	vs. Texas A&M (3/24/24)
Field Goals:	47	vs. Kansas State (3/14/70)
Field Goal Attempts:	102	vs. Notre Dame (3/20/71)
Field Goal Percentage (High):	67.3 (33-49)	vs. Villanova (3/13/81)
Field Goal Percentage (Low):	27.5 (19-69)	vs. Northern Kentucky (3/16/23)
3-Point Field Goals:	11	vs. Miami (Fla.) (3/24/23)
	11	vs. #3/3 Baylor (4/3/21)
3-Point Field Goal Attempts:	33	vs. Northern Kentucky (3/16/23)
3-Point FG Percentage (High):	45.8 (11-24)	vs. #3/3 Baylor (4/3/21)
3-Point FG Percentage (Low):	8.3 (2-24)	vs. (16) SIUE (3/20/25)
Free Throws (High):	33	vs. SMU (3/16/56)
Free Throws (Low):	5	done three times; Most recently by Kansas (3/13/87)
Free Throw Attempts (High):	46	vs. SMU (3/16/56)
Free Throw Attempts (Low):	7	vs. Kansas (3/13/87); vs. Virginia (3/31/84)
Free Throw Percentage:	100.0 (15-15)	vs. #24/23 (8) Gonzaga 3/22/25)
	100.0 (15-15)	vs. Villanova (3/26/22)
Rebounds (High:	71	vs. Kansas State (3/14/70)
Rebounds (Low):	18	vs. Longwood (3/22/24)
Assists:	26	vs. UCLA (3/22/68)
Steals:	9	vs. Northern Kentucky (3/16/23)
	9	vs. UC Santa Barbara (11/15/90)
Blocked Shots:	10	vs. Memphis (3/23/84)
Turnovers (High):	27	vs. Kansas State (3/14/70)
	27	vs. Drake (3/12/70)
Turnovers (Low):	6	vs. Miami (Fla.) (3/24/23)
	6	vs. NC State (4/4/83)
Fouls :	33	vs. Boston College (3/21/82)

HOUSTON • INDIVIDUAL

Games Played (Season):	6, LJ Cryer, Emanuel Sharp, Milos Uzan, J'Wan Roberts, Ja'Vier Francis, Joseph Tugler, Mylik Wilson, Terrance Arceneaux, (2024-25)	
Games Played (Career):	18	J'Wan Roberts (2020-25)
Minutes Played:	45	Alvin Franklin, Reid Gettys, Hakeem Olajuwon, Michael Young, vs. Virginia (3/31/84)
Points Scored:	49	Elvin Hayes, vs. Loyola Chicago (3/9/68)
Field Goals:	20	Elvin Hayes, vs. Loyola Chicago (3/9/68)
Field Goal Attempts:	34	Elvin Hayes, vs. Ohio State (3/23/68); Elvin Hayes, vs. TCU (3/16/68)
Field Goal Percentage:	90.9 (10-11)	Hakeem Olajuwon, vs. Villanova (3/27/83)
3-Point Field Goals:	7	Emanuel Sharp, vs. Texas A&M (3/24/24)
	7	Corey Davis Jr., vs. Georgia State (3/22/19)
3-Point Field Goal Attempts:	17	Corey Davis Jr., vs. Georgia State (3/22/19)
3-Point Field Goal Percentage:	75.0 (6-8)	Kyler Edwards, vs. UAB (3/18/22)
Free Throws:	12	Poo Welch vs. Notre Dame (3/20/71) Ollie Taylor vs. Dayton (3/7/70)
Free Throw Attempts:	18	Poo Welch, vs. Notre Dame (3/20/71)
Free Throw Percentage:	100.0 (8-8)	LJ Cryer, vs. #24/23 (8) Gonzaga (3/22/25)
	100.0 (6-6)	Corey Davis Jr., vs. Ohio State (3/24/19)
	100.0 (10-10)	Reid Gettys, vs. Boston College (3/21/82)
Rebounds:	28	Elvin Hayes, vs. Pacific (3/12/68)
Assists:	14	Vern Lewis, vs. Ohio State (3/23/68)
Steals:	6	Galen Robinson Jr., vs. Ohio State (3/24/19)
Blocked Shots:	8	Hakeem Olajuwon, vs. Villanova (3/27/83)

OPPONENT • INDIVIDUAL

Minutes Played:	45	Othell Wilson, Virginia (3/31/84)
Points:	47	Austin Carr, Notre Dame (3/20/71)
Field Goals:	17	Austin Carr, Notre Dame (3/20/71)
Field Goal Attempts:	40	Austin Carr, Notre Dame (3/20/71)
Field Goal Percentage:	83.3 (10-12)	William Bedford, Memphis (3/23/84)
3-Point Field Goals:	7	Nijel Pack, Miami (Fla.) (3/24/23)
3-Point Field Goal Attempts:	12	Chaz Lanier, Tennessee (3/30/25)
3-Point Field Goal Percentage:	80.0 (4-5)	Jared Butler, #3/3 Baylor (4/3/21)
Free Throws:	13	Austin Carr, Notre Dame (3/20/71)
Free Throw Attempts:	17	Austin Carr, Notre Dame (3/20/71)
Free Throw Percentage:	100.0	(8-8), Cooper Flagg, #1/1 (1) Duke (4/5/25) (7-7), Chaz Lanier, #6/6 (2) Tennessee (3/30/25) (9-9), Graham Ike, #24/23 (8) Gonzaga (3/22/25) (7-7), Landon Milbourne, Maryland (3/19/10) (6-6), Greivis Vasquez, Maryland (3/19/10) (9-9) by Steve Harris, Tulsa (3/13/82) (9-9) by Collis Jones, Notre Dame (3/20/71)
Rebounds:	23	Keith Swagerty, Pacific (3/12/66)
Assists:	15	Braden Allen, Purdue (3/28/25)
Steals:	5	Sidney Lowe, NC State (4/4/83)
Blocked Shots:	6	Keith Lee, Memphis (3/23/84)

2025-26 HONORS

KELVIN SAMPSON
- Naismith Basketball Hall of Fame Finalist
- NABC Gulf District Coach of the Year (Co)
- Jim Phelan Award Finalist
- Ben Jobe Award Finalist

CHRIS CENAC Jr.
- NABC All-Gulf District Second Team

KINGSTON FLEMINGS
- Consensus All-America Second Team
- All-America Second Team (*The Sporting News*)
- All-America Second Team (NABC)
- All-America Second Team (USBWA)
- All-America Second Team (*Field of 68*)
- All-America Second Team (Andy Katz)
- All-Freshman First Team (Andy Katz)
- Naismith National Player of the Year Semifinalist
- Lute Olson Award Finalist
- Bob Cousy Award Finalist
- John R. Wooden Award National Ballot
- Kyle Macy Award Finalist
- NABC All-Gulf District First Team
- All-Big 12 Conference First Team
- Big 12 Conference All-Freshman Team
- USBWA Oscar Robertson National Player of the Week (Nov. 18, 2025)
- Lute Olson Award National Player of the Week (Nov. 17, 2025)
- Big 12 Player of the Week (Nov. 17, 2025)
- Big 12 Newcomer of the Week (Nov. 17, 2025)
- Big 12 Starting Five of the Week (Feb. 9, 2026)
- Big 12 Starting Five of the Week (Jan. 26, 2026)
- Big 12 Starting Five of the Week (Jan. 12, 2026)
- Big 12 Starting Five of the Week (Dec. 22, 2025)
- Big 12 Starting Five of the Week (Dec. 8, 2025)
- Big 12 Starting Five of the Week (Nov. 17, 2025)

MERCY MILLER
- CSC Academic All-District Team

EMANUEL SHARP
- Jerry West Award Finalist
- All-Big 12 Conference First Team
- NABC All-Gulf District First Team
- Big 12 Conference All-Defensive Team

JOSEPH TUGLER
- Naismith Defensive Player of the Year presented by MOLECULE Semifinalist
- NABC All-Gulf District Second Team
- All-Big 12 Conference Honorable Mention
- Big 12 Conference All-Defensive Team

MILOS UZAN
- All-Big 12 Conference Honorable Mention

GAME-by-GAME STARTERS

Opponent	Date	1	2	3	4	5	Record
LEHIGH	**11/3/25**	**Uzan**	**Flemings**	**Sharp**	**Cenac Jr.**	**Tugler**	**1 (1-0)**
TOWSON	**11/8/25**	**Uzan**	**Flemings**	**Sharp**	**Cenac Jr.**	**Tugler**	**2 (2-0)**
OAKLAND	**11/12/25**	**Uzan**	**Flemings**	**Sharp**	**Cenac Jr.**	**Tugler**	**3 (3-0)**
vs. #22/25 Auburn	11/16/25	Uzan	Flemings	Sharp	Cenac Jr.	Tugler	4 (4-0)
RIDER	**11/20/25**	**Uzan**	**Flemings**	**Sharp**	**Cenac Jr.**	**Tugler**	**5 (5-0)**
vs. Syracuse	11/24/25	Uzan	Flemings	Sharp	Cenac Jr.	Tugler	6 (6-0)
vs. #17/16 Tennessee	11/25/25	Uzan	Flemings	Sharp	Cenac Jr.	Tugler	7 (6-1)
vs. Notre Dame	11/26/25	Uzan	Flemings	Sharp	Cenac Jr.	Tugler	8 (7-1)
vs. Florida State	12/6/25	Uzan	Flemings	Sharp	Cenac Jr.	Tugler	9 (8-1)
JACKSON STATE	**12/10/25**	**Uzan**	**Flemings**	**Sharp**	**Cenac Jr.**	**Tugler**	**10 (9-1)**
NEW ORLEANS	**12/13/25**	**Uzan**	**Flemings**	**Sharp**	**Cenac Jr.**	**Tugler**	**11(10-1)**
vs. #14/14 Arkansas	12/20/25	Uzan	Flemings	Sharp	Cenac Jr.	Tugler	12 (11-1)
MIDDLE TENNESSEE	**12/29/25**	**Uzan**	**Flemings**	**Sharp**	**Cenac Jr.**	**Tugler**	**13(12-1)**
* at Cincinnati	1/6/26	Uzan	Flemings	Sharp	Cenac Jr.	Tugler	14 (13-1)
*** #14/14 TEXAS TECH**	**1/6/26**	**Uzan**	**Flemings**	**Sharp**	**Cenac Jr.**	**Tugler**	**15(14-1)**
* at Baylor	1/10/26	Uzan	Flemings	Sharp	Cenac Jr.	Tugler	16 (15-1)
*** WEST VIRGINIA**	**1/13/26**	**Uzan**	**Flemings**	**Sharp**	**Cenac Jr.**	**Tugler**	**17(16-1)**
*** ARIZONA STATE**	**1/18/26**	**Uzan**	**Flemings**	**Sharp**	**Cenac Jr.**	**Tugler**	**18(17-1)**
* at #12/12 Texas Tech	1/24/26	Uzan	Flemings	Sharp	Cenac Jr.	Tugler	19 (17-2)
* at TCU	1/28/26	Uzan	Flemings	Sharp	Cenac Jr.	Tugler	20 (18-2)
*** CINCINNATI**	**1/31/26**	**Uzan**	**Flemings**	**Sharp**	**Cenac Jr.**	**Tugler**	**21(19-2)**
*** rv/rv UCF**	**2/4/26**	**Uzan**	**Flemings**	**Sharp**	**Cenac Jr.**	**Tugler**	**22(20-2)**
* at #16/14 BYU	2/7/26	Uzan	Flemings	Sharp	Cenac Jr.	Tugler	23 (21-2)
* at Utah	2/10/26	Uzan	Flemings	Sharp	Cenac Jr.	Tugler	24 (22-2)
*** KANSAS STATE**	**2/14/26**	**Uzan**	**Flemings**	**Sharp**	**Cenac Jr.**	**Tugler**	**25(23-2)**
* at #6/6 Iowa State	2/16/26	Uzan	Flemings	Sharp	Cenac Jr.	Tugler	26 (23-3)
*** #4/4 ARIZONA**	**2/21/26**	**Uzan**	**Flemings**	**Sharp**	**Cenac Jr.**	**Tugler**	**27(23-4)**
* #14/14 Kansas	2/23/26	Uzan	Flemings	Sharp	Cenac Jr.	Tugler	28 (23-5)
*** COLORADO**	**2/28/26**	**Uzan**	**Flemings**	**Sharp**	**Cenac Jr.**	**Tugler**	**29(24-5)**
*** BAYLOR**	**3/4/26**	**Uzan**	**Flemings**	**Sharp**	**Walker**	**Sakho**	**1 (1-0)**
* at Oklahoma State	3/7/26	Uzan	Flemings	Sharp	Cenac Jr.	Tugler	30 (25-5)
vs. rv/rv (10) BYU	3/12/26	Uzan	Flemings	Sharp	Cenac Jr.	Tugler	31 (26-5)
vs. #16/14 (3) Kansas	3/13/26	Uzan	Flemings	Sharp	Cenac Jr.	Tugler	32 (27-5)
vs. #2/2 (1) Arizona	3/14/26	Uzan	Flemings	Sharp	Cenac Jr.	Tugler	33 (27-6)
vs. (15) Idaho	3/19/26	Uzan	Flemings	Sharp	Cenac Jr.	Tugler	34 (28-6)
vs. (10) Texas A&M	3/21/26	Uzan	Flemings	Sharp	Cenac Jr.	Tugler	35 (29-6)
vs. #13/12 (3) Illinois	3/26/26	––	––	––	––	––	––

TEAM GAME-by-GAME SPECIALTY STATISTICS

		Points Off Turnovers		2nd Chance Points		Points in the Paint		Fastbreak Points		Bench Points	
Opponent	Date	UH	Opp.	UH	Opp.	UH	Opp.	UH	Opp.	UH	Opp.
LEHIGH	**11/3/25**	**19**	**10**	**14**	**7**	**22**	**22**	**6**	**8**	**8**	**10**
TOWSON	**11/8/25**	**22**	**12**	**11**	**7**	**32**	**26**	**18**	**12**	**8**	**6**
OAKLAND	**11/12/25**	**12**	**6**	**16**	**6**	**40**	**20**	**17**	**2**	**22**	**1**
vs. #22/25 Auburn	11/16/25	13	9	11	13	34	30	12	12	5	10
RIDER	**11/20/25**	**33**	**9**	**6**	**7**	**46**	**20**	**25**	**7**	**26**	**19**
vs. Syracuse	11/24/25	21	14	21	12	24	38	2	4	7	26
vs. #17/16 Tennessee	11/25/25	4	10	10	16	30	38	10	8	11	24
vs. Notre Dame	11/26/25	12	9	24	10	20	20	2	4	19	21
vs. Florida State	12/6/25	18	19	7	18	34	24	17	5	6	31
JACKSON STATE	**12/10/25**	**30**	**7**	**25**	**3**	**24**	**4**	**6**	**4**	**40**	**11**
NEW ORLEANS	**12/13/25**	**29**	**5**	**9**	**16**	**28**	**20**	**7**	**0**	**48**	**28**
vs. #14/14 Arkansas	12/20/25	19	9	16	15	38	36	7	7	21	39
MIDDLE TENNESSEE	**12/29/25**	**30**	**3**	**11**	**6**	**32**	**22**	**8**	**0**	**14**	**12**
* at Cincinnati	1/6/26	18	10	14	6	28	28	8	4	16	15
*** #14/14 TEXAS TECH**	**1/6/26**	**13**	**4**	**13**	**10**	**28**	**20**	**9**	**2**	**0**	**2**
* at Baylor	1/10/26	31	4	19	10	26	16	6	3	21	10
*** WEST VIRGINIA**	**1/13/26**	**17**	**8**	**19**	**6**	**20**	**12**	**2**	**2**	**20**	**20**
*** ARIZONA STATE**	**1/18/26**	**31**	**14**	**18**	**17**	**44**	**22**	**12**	**17**	**21**	**30**
* at #12/12 Texas Tech	1/24/26	11	13	11	22	22	26	2	3	12	8
* at TCU	1/28/26	13	14	3	5	20	36	6	9	11	15
*** CINCINNATI**	**1/31/26**	**26**	**2**	**11**	**8**	**26**	**8**	**5**	**5**	**20**	**24**
*** rv/rv UCF**	**2/4/26**	**14**	**4**	**10**	**12**	**42**	**14**	**4**	**3**	**20**	**14**
* at #16/14 BYU	2/7/26	9	4	17	11	30	24	4	5	10	5
* at Utah	2/10/26	20	5	12	4	28	34	4	8	11	8
*** KANSAS STATE**	**2/14/26**	**18**	**26**	**15**	**13**	**26**	**20**	**10**	**20**	**20**	**9**
* at #6/6 Iowa State	2/16/26	0	12	12	7	16	28	0	2	7	25
*** #4/4 ARIZONA**	**2/21/26**	**3**	**16**	**20**	**12**	**20**	**38**	**7**	**12**	**9**	**22**
* #14/14 Kansas	2/23/26	14	14	10	9	24	24	5	12	15	6
*** COLORADO**	**2/28/26**	**21**	**9**	**10**	**4**	**38**	**36**	**17**	**11**	**29**	**8**
*** BAYLOR**	**3/4/26**	**28**	**11**	**19**	**10**	**30**	**26**	**16**	**7**	**25**	**4**
* at Oklahoma State	3/7/26	21	6	9	18	30	24	7	7	29	26
vs. rv/rv (10) BYU	3/12/26	19	19	19	10	30	24	6	10	14	4
vs. #16/14 (3) Kansas	3/13/26	3	6	14	6	12	14	0	9	10	17
vs. #2/2 (1) Arizona	3/14/26	12	10	14	13	30	30	8	4	23	6
vs. (15) Idaho	3/19/26	11	3	5	6	36	16	13	8	12	13
vs. (10) Texas A&M	3/21/26	9	5	18	8	32	20	7	7	23	31
vs. #13/12 (3) Illinois	3/26/26	––	––	––	––	––	––	––	––	––	––
Totals		**624**	**341**	**493**	**363**	**1,042**	**860**	**295**	**243**	**613**	**560**
Averages		**17.3**	**9.5**	**13.8**	**10.1**	**28.9**	**23.9**	**8.2**	**6.8**	**17.0**	**15.6**
Big 12 Games Only Totals		**308**	**176**	**242**	**184**	**498**	**436**	**124**	**132**	**296**	**251**
Big 12 Games Only Averages		**17.1**	**9.8**	**13.4**	**10.2**	**27.7**	**24.2**	**6.9**	**7.3**	**16.4**	**13.9**

RECORDS WATCH

TEAM • MISCELLANEOUS

CONSECUTIVE WINNING SEASONS

Rk.	No.	Seasons
1.	20	1959-60 through 1978-79
2.	**11**	**2015-16 – present**
3.	7	1986-87 through 1992-93
4.	6	2004-05 through 2009-10
5.	5	1980-81 through 1984-85
t6.	2	1954-55 through 1955-56
	2	1946 through 1946-47

CONSECUTIVE NON-LOSING SEASONS

Rk.	No.	Seasons
1.	34	1959-60 through 1992-93
2.	**11**	**2015-16 through present**
3.	6	2004-05 through 2009-10
4.	5	1946 through 1949-50
5.	3	2011-12 through 2013-14
6.	2	1954-55 through 1955-56

CONSECUTIVE 20-WIN SEASONS

Rk.	No.	Seasons
1.	**11**	**2015-16 through present**
t2.	4	1980-81 through 1983-84
	4	1969-70 through 1972-73
4.	3	1965-66 through 1967-68
t5.	2	2007-08 through 2008-09
	2	1991-92 through 1992-93
	2	1976-77 through 1977-78

VICTORIES – 4-YEAR PERIOD

Rk.	No.	Seasons
1.	132	2021-22 through 2024-25
2.	**130**	**2022-23 through present**
3.	125	2020-21 through 2023-24
t4.	116	2019-20 through 2022-23
	116	2018-19 through 2021-22
6.	111	2017-18 through 2020-21
7.	109	1980-81 through 1983-84
t8.	104	2016-17 through 2019-20
	104	1981-82 through 1984-85
10.	103	2015-16 through 2018-19
11.	100	1964-65 through 1967-68
12.	99	1966-67 through 1969-70

VICTORIES – 3-YEAR PERIOD

Rk.	No.	Seasons
1.	100	2022-23 thorough 2024-25
t2.	**97**	**2023-24 through present**
t2.	97	2021-22 through 2023-24
4.	93	2020-21 through 2022-23
5.	88	1981-82 through 1983-84
6.	84	2018-19 through 2020-21
t7.	83	2019-20 through 2021-22
	83	2017-18 through 2019-20
t9.	81	2016-17 through 2018-19
	81	1965-66 through 1967-68
11.	79	1982-83 through 1984-85
t12.	77	1980-81 through 1982-83

WINNINGEST 4-YEAR CLASSES

Rk.	Wins	Years (Records)	Four-Year Lettermen in Senior Class
1.	132	**21-22** (32-6), **22-23** (33-4), **23-24** (32-5), **24-25** (35-5)	**J'Wan Roberts, Ramon Walker Jr.**
2.	130	**22-23** (33-4), **23-24** (32-5), **24-25** (35-5), **25-26** (30-6)	**Emanuel Sharp, Ramon Walker Jr.**
3.	125	**20-21** (28-4), **21-22** (32-6), **22-23** (33-4), **23-24** (32-5)	**Ryan Elvin, J'Wan Roberts, Jamal Shead**
t4.	116	**18-19** (33-4), **19-20** (23-8), **20-21** (28-4), **21-22** (32-6)	**Fabian White Jr.**
	116	**19-20** (23-8), **20-21** (28-4), **21-22** (32-6), **22-23** (33-4)	**Marcus Sasser**
6.	111	**17-18** (27-8), **18-19** (33-4), **19-20** (23-8), **20-21** (28-4)	---
7.	109	**80-81** (21-9), **81-82** (25-8), **82-83** (31-3), **83-84** (32-5)	**Michael Young**
t8.	104	**16-17** (21-11), **17-18** (27-8), **18-19** (33-4), **19-20** (23-8)	---
t8.	104	**81-82** (25-8), **82-83** (31-3), **83-84** (32-5), **84-85** (16-14)	**Eric Dickens, Reid Gettys**
10.	103	**15-16** (22-10), **16-17** (21-11), **17-18** (27-8), **18-19** (33-4)	**Galen Robinson Jr.**
11.	100	**64-65** (19-10), **65-66** (23-6), **66-67** (27-4), **67-68** (31-2)	**Don Chaney, Elvin Hayes**
12.	99	**66-67** (27-4), **67-68** (31-2), **68-69** (16-10), **69-70** (25-5)	**Melvin Bell, Tom Gribben**
13.	97	**65-66** (23-6), **66-67** (27-4), **67-68** (31-2), **68-69** (16-10)	**Niemer Hamood, Theodis Lee, Ken Spain**
14.	94	**67-68** (31-2), **68-69** (16-10), **69-70** (25-5), **70-71** (22-7)	---
15.	93	**82-83** (31-3), **83-84** (32-5), **84-85** (16-14), **85-86** (14-14)	**Alvin Franklin, Renaldo Thomas**
16.	91	**79-80** (14-14), **80-81** (21-9), **81-82** (25-8), **82-83** (31-3)	**David Bunce, Larry Micheaux**
17.	90	**69-70** (25-5), **70-71** (22-7), **71-72** (20-7), **72-73** (23-4)	**Clay Hoster, Steve Newsome, Doug Worrell**
18.	89	**89-90** (25-8), **90-91** (18-11), **91-92** (25-6), **92-93** (21-9)	**Darrell Grayson**
t19.	87	**75-76** (17-11), **76-77** (29-8), **77-78** (25-8), **78-79** (16-15)	**Ken Ciolli, George Walker**
	87	**74-75, 75-76** (17-11), **76-77** (29-8), **77-78** (25-8)	**Cecil Rose, Charles Thompson**
t21.	85	**88-89** (17-14), **89-90** (25-8), **90-91** (18-11), **91-92** (25-6)	**Derrick Daniels, Roger Fernandes, Craig Upchurch**
	85	**63-64** (16-10), **64-65** (19-10), **65-66** (23-6), **66-67** (27-4)	**Gary Grider, Leary Lentz**

Bold – Played 4+ seasons at Houston | (3+years for those who played before freshmen eligibility)

VICTORIES – 2-YEAR PERIOD

Rk.	No.	Seasons
1.	67	2023-24 through 2024-25
t2.	**65**	**2024-25 through present**
t2.	65	2022-23 through 2023-24
t2.	65	2021-22 through 2022-23
5.	63	1983-83 through 1983-84
6.	61	2020-21 through 2021-22
7.	60	2017-18 through 2018-19
8.	58	1966-67 through 1967-68
t9.	56	2018-19 through 2019-20
	56	1981-82 through 1982-83

FREE THROW PERCENTAGE

1.	**.7720**	**464-601**	**2025-26**
2.	.7699	552-717	2007-08
3.	.746	562-753	2008-09
4.	.744	582-782	1965-66
5.	.740	480-649	2024-25
6.	.733	466-636	2022-23
7.	.730	449-615	2019-20
8.	.723	536-741	1957-58
9.	.718	484-674	2017-18
10.	.717	390-544	2016-17
11.	.716	638-891	1969-70

RECORDS WATCH

INDIVIDUAL • CAREER

WINS

Rk.	No.	Player	Record	Years
1.	149	J'Wan Roberts	149-24	2019-25
2.	**124**	**Emanuel Sharp**	**124-19**	**2021 –**
3.	121	Fabian White Jr.	121-28	2017-22
4.	120	Jamal Shead	120-18	2020-24
5.	114	Ja'Vier Francis	114-14	2021-25
6.	109	Michael Young	109-25	1980-84
7.	103	Galen Robinson Jr.	103-33	2015-19
8.	95	Reid Gettys	95-25	1981-85
t9.	90	Reggie Chaney	90-14	2020-23
		Marcus Sasser	90-17	2019-23
		Alvin Franklin	90-35	1982-86

CONFERENCE WINS

Rk.	No.	Player	Record	Years
1.	79	J'Wan Roberts (American/Big 12)	79-11	2019-25
2.	67	Ja'Vier Francis (American/Big 12)	67-6	2021-25
3.	**62**	**Emanuel Sharp (American/Big 12)**	**62-9**	**2021 –**
4.	61	Fabian White Jr. (American)	61-15	2017-22
5.	59	Jamal Shead (American/Big 12)	59-9	2020-24
6.	54	Galen Robinson Jr. (American)	54-18	2015-19
7.	52	Michael Young (SWC)	52-12	1980-84
8.	47	Alvin Franklin (SWC)	47-17	1982-86
t9.	45	Reggie Chaney (AAC)	45-7	2020-23
		Larry Micheaux (SWC)	45-19	1979-83
t11.	44	Marcus Sasser (American)	44-9	2019-23
		Reid Gettys (SWC)	44-16	1981-85

FERTITTA CENTER WINS

Rk.	No.	Player	Record	Years
1.	77	J'Wan Roberts	77-4	2019-25
2.	62	Jamal Shead	62-3	2020-24
3.	**61**	**Emanuel Sharp**	**60-3**	**2021 –**
4.	56	Ja'Vier Francis	56-2	2021-25
5.	**50**	**Ramon Walker Jr.**	**49-3**	**2021 –**
t6.	49	Marcus Sasser	49-4	2019-23
	49	Fabian White Jr.	49-4	2017-22
8.	45	Reggie Chaney	45-3	2020-23
9.	43	Brison Gresham	43-3	2018-21
t10.	40	DeJon Jarreau	40-3	2018-21
		Ryan Elvin	40-0	2020-24
12.	37	Terrance Arceneaux	37-2	2022-25
13.	34	Tramon Mark	34-2	2020-23

POINTS

Rk.	No.	Player	G	Years
1.	2,884	Elvin Hayes	93	1965-68
2.	2,832	Otis Birdsong	116	1973-77
3.	2,043	Michael Young	134	1980-84
4.	1,880	Craig Upchurch	126	1987-92
5.	1,838	Rob Williams	88	1979-82
6.	1,765	Louis Dunbar	79	1972-75
7.	1,741	Dwight Davis	84	1969-72
8	1,710	Rob Gray	91	2015-18
9.	**1,685**	**Emanuel Sharp**	**143**	**2021 –**
10.	1,684	Alvin Franklin	125	1982-86
11.	1,662	Greg Anderson	123	1983-87
12.	1,548	Rickie Winslow	123	1983-87
13.	1,516	Aubrey Coleman	67	2008-10
14.	1,476	Kenneth Williams	126	1976-80
15.	1,465	Kelvin Lewis	100	2007-10
16.	1,458	Marcus Sasser	107	2019-23
17.	1,452	Gary Phillips	79	1958-61
18	1,435	Robert McKiver	67	2006-08
19.	1,407	Andre Owens	87	2002-05
20.	1,388	TaShawn Thomas	96	2011-14
21.	1,383	Clyde Drexler	96	1980-83
22.	1,381	Charles Thompson	118	1974-78
23	1,333	Jamal Shead	138	2020-24
24.	1,332	Hakeem Olajuwon	100	1981-84
25.	1,322	Larry Micheaux	123	1979-83
26	1,298	Tim Moore	70	1993-96
27.	1,275	J'Wan Roberts	173	2019-25
28.	1,250	Lanny Smith	122	2003-08
29.	1,244	Cecil Rose	114	1974-78
30.	1,237	Joe Hamood	84	1963-66
31.	1,234	Fabian White Jr.	149	2017-22
32.	1,231	Ollie Taylor	56	1968-70
33.	1,202	LJ Cryer	77	2023-25
34.	1,195	Ted Luckenbill	72	1958-61
35.	1,162	Don Boldebuck	51	1954-56
36.	1,139	Don Schverak	85	1960-64
37.	1,135	Galen Robinson	96	1994-98
38.	1,133	Don Chaney	90	1965-68
39.	1,132	George Williams	90	1999-02
40.	1,131	Kenny Younger	87	1997-00
41.	1,114	Gee Gervin	58	1998-00
42.	1,107	George Walker	129	1975-79
43.	1,088	Steve Newsome	83	1970-73
44.	1,087	Derrick Daniels	124	1988-92
45.	1,086	Corey Davis Jr.	72	2017-19
46.	1,077	Jherrod Stiggers	97	2011-15
47.	1,073	Lyle Harger	76	1960-63
48.	1,057	Richard Hollis	62	1987-89
49.	1,051	Byron Smith	62	1989-91
50.	1,050	David Marrs	102	1972-76
51.	1,041	Damon Jones	81	1994-97
52.	1,026	Lloyd Hendrix	89	1947-51
53.	1,025	Ken Spain	90	1966-69
54.	1,001	Damyean Dotson	64	2015-17

1,000-POINT COLLEGIATE CAREERS

******	**1,390**	**Milos Uzan (career)**	**140**	**2019 –**

FASTEST to 1,000 Points

Rk.	G	Player	Years
1.	37	Elvin Hayes	1965-68
2.	43	Don Boldebuck	1954-56
t3.	47	Louis Dunbar	1972-75
		Ollie Taylor	1968-70
5.	45	Aubrey Coleman	2008-10
6.	50	Rob Williams	1979-82
7.	51	Gee Gervin	1998-00
t8.	52	Robert McKiver	2006-08
		Otis Birdsong	1973-77
10.	53	Dwight Davis	1969-72
11.	54	Tim Moore	1993-96
t12.	55	Rob Gray	2015-18
		Gary Phillips	1958-61
t14.	59	Byron Smith	1989-91
		Richard Hollis	1987-89
16.	62	Ted Luckenbill	1958-61
17.	64	Damyean Dotson	2015-17
18.	65	Andre Owens	2002-05
19.	66	LJ Cryer	2023-25
20.	68	Craig Upchurch	1987-92
21.	69	Corey Davis Jr.	2017-19
t22.	70	TaShawn Thomas	2011-14
		Kelvin Lewis	2007-10
24.	71	Clyde Drexler	1980-83
t25.	73	Joe Hamood	1963-66
		Lyle Harger	1960-63
t27.	75	George Williams	1999-02
		Kenny Younger	1997-00
		Donnie Schverak	1960-64
30.	76	Steve Newsome	1970-73
31.	** 77*	*Lloyd Hendrix*	*1947-51*
32.	78	Damon Jones	1994-97
33.	79	Michael Young	1980-84
34.	80	Marcus Sasser	2019-23
t35.	81	Hakeem Olajuwon	1981-84
		Don Chaney	1965-68
37.	83	Rickie Winslow	1983-87
38.	85	Lanny Smith	2003-08
t39.	87	Galen Robinson	1994-98
		Greg Anderson	1983-87
t41.	89	Alvin Franklin	1982-86
		Ken Spain	1966-69
43.	92	Jherrod Stiggers	2013-15
44.	94	Charles Thompson	1974-78
45.	95	Kenneth Williams	1976-80
46.	98	Larry Micheaux	1979-83
t47	**99**	**Emanuel Sharp**	**2021 –**
t47.	99	Cecil Rose	1974-78
49.	100	David Marrs	1972-76
t50.	116	Jamal Shead	2020-24
		Derrick Daniels	1988-92
52.	123	George Walker	1975-79
53.	132	Fabian White Jr.	2017-22
54	150	J'Wan Roberts	2019-25

** – Game-by-game records from 1947-55 are incomplete. Hendrix' game total is estimated based on scoring average from the 1950-51 season. Exact number is unknown.*

RECORDS WATCH

REBOUNDS

Rk.	No.	Player	G	Years
1.	1,602	Elvin Hayes	93	1965-68
2.	1,067	Hakeem Olajuwon	100	1981-84
3.	1,053	J'Wan Roberts	173	2019-25
4.	1,045	Greg Anderson	123	1983-87
5.	969	Rickie Winslow	124	1983-87
6.	961	Dwight Davis	84	1969-72
7.	948	Clyde Drexler	96	1980-83
8.	863	Don Boldebuck	51	1954-55
9.	859	Ken Spain	90	1966-69
10.	833	TaShawn Thomas	96	2011-14
11.	797	Craig Upchurch	126	1987-92
12.	795	Michael Young	134	1980-84
13.	787	Larry Michaeux	123	1979-83
14.	777	Charles Thompson	118	1974-78
15.	766	Lyle Harger	76	1960-63
16.	765	Maurice Presley	79	1972-75
17.	755	Steve Newsome	83	1970-73
18	739	Dwight Jones	54	1971-73
19.	735	Leary Lentz	89	1964-67
20	704	Fabian White Jr.	149	2017-22
21.	703	Tim Moore	49	1993-96
**	**543**	**Joseph Tugler**	**104**	**2023 –**

GAMES PLAYED

Rk.	No.	Player	Years
1.	173	J'Wan Roberts	2019-25
2.	149	Fabian White Jr.	2017-22
3.	**143**	**Emanuel Sharp**	**2021 –**
4.	138	Jamal Shead	2020-24
5.	136	Galen Robinson Jr.	2015-19
6.	134	Michael Young	1980-84
t7.	129	Ken Ciolli	1975-79
		George Walker	1975-79
t9.	126	Danrad Knowles	2013-17
		Craig Upchurch	1987-92
		Kenneth Williams	1976-80
12.	125	Alvin Franklin	1982-86
t13.	124	Derrick Daniels	1988-92
		Rickie Winslow	1983-87
t15.	123	Greg Anderson	1983-87
		Larry Micheaux	1979-83
t17.	122	Zamal Nixon	2007-11
		Lanny Smith	2003-08
19..	120	Reid Gettys	1981-85
20.	119	Marcus Oliver	1999-04
t21.	118	Charles Thompson	1974-78

GAMES STARTED

Rk.	No.	Player	Years
1.	129	Michael Young	1980-84
2.	126	Craig Upchurch	1987-92
3.	124	Derrick Daniels	1988-92
4.	123	Rickie Winslow	1983-87
5.	119	Galen Robinson Jr.	2015-19
6.	113	Lanny Smith	2003-08
7.	112	Alvin Franklin	1982-86
8.	110	J'Wan Roberts	2019-25
9.	108	Jamal Shead	2020-24
10.	107	Larry Micheaux	1979-83
11.	**104**	**Emanuel Sharp**	**2021 –**
12.	96	TaShawn Thomas	2011-14
13.	95	Clyde Drexler	1980-83
14.	94	Greg Anderson	1983-87
15.	93	Marcus Sasser	2019-23
16.	91	Kelvin Lewis	2007-10
17.	90	Fabian White Jr.	2017-22
18.	88	George Williams	1999-02
t19.	87	Kenny Younger	1997-00
20.	86	Rob Williams	1979-82
21.	85	Andre Owens	2002-05
22.	82	Jack Foster	1953-56

MINUTES PLAYED

Rk.	No.	Player	G	Years
1.	4,498	Michael Young	134	1980-84
2.	4,087	Rickie Winslow	124	1983-87
3.	4,065	Derrick Daniels	124	1988-92
4.	4,062	Otis Birdsong	116	1973-77
5	3,939	J'Wan Roberts	173	2019-25
6.	3,916	Craig Upchurch	126	1987-92
7.	3,830	Alvin Franklin	125	1982-86
8.	3,788	Jamal Shead	138	2020-24
9.	3,773	Galen Robinson Jr.	136	2015-19
10.	**3,617**	**Emanuel Sharp**	**143**	**2021 –**
11.	3,535	Lanny Smith	122	2003-08
12.	3,457	Greg Anderson	123	1983-87
13.	3,418	Larry Micheaux	123	1979-83
14.	3,335	Elvin Hayes	93	1965-68
15	3,299	Kelvin Lewis	100	2007-10
16.	3,255	Clyde Drexler	96	1980-83
17.	3,161	Fabian White Jr.	149	2017-22
18	3,132	Marcus Sasser	107	2019-23
19.	3,129	Rob Williams	88	1979-82
20.	3,115	Andre Owens	87	2002-05
21.	3,039	George Williams	90	1999-02
22.	3,036	Dwight Davis	84	1969-72

3-POINT FIELD GOALS

Rk.	No.	Player	G	Years
1.	**306**	**Emanuel Sharp**	**143**	**2021 –**
2.	276	Marcus Sasser	107	2019-23
3.	261	Robert McKiver	67	2006-08
4.	251	Kelvin Lewis	65	2007-10
5.	243	Jherrod Stiggers	97	2011-15
6.	235	LJ Cryer	77	2023-25
7.	229	Armoni Brooks	100	2016-19
8.	227	Andre Owens	87	2002-06
9.	214	Corey Davis Jr.	72	2017-19
10.	183	Lanny Smith	122	2003-08
11.	182	Damon Jones	81	1994-97
12.	172	Rob Gray	92	2015-18
13.	170	Damyean Dotson	64	2015-17
14.	168	Derrick Daniels	124	1988-92
15.	161	Oliver Lafayette	64	2005-07
16.	145	Jessie Drain	115	1991-95
17.	142	Quentin Grimes	60	2019-21

3-POINT FIELD GOALS ATTEMPTS

Rk.	No.	Player	G	Years
1.	**812**	**Emanuel Sharp**	**143**	**2021 –**
2.	748	Marcus Sasser	107	2019-23
3.	719	Robert McKiver	67	2006-08
4.	679	Jherrod Stiggers	97	2011-15
5.	675	Andre Owens	87	2002-05
6.	658	Kelvin Lewis	65	2007-10
7.	579	LJ Cryer	77	2023-25
8.	577	Armoni Brooks	100	2016-19
9.	536	Corey Davis Jr.	72	2017-19
10.	521	Damon Jones	81	1994-97
11.	500	Oliver Lafayette	64	2005-07
12.	475	Rob Gray	91	2015-18
13.	439	Derrick Daniels	124	1988-92
14.	413	Damyean Dotson	64	2015-17
15.	411	Jessie Drain	115	1991-95
16.	377	Quentin Grimes	60	2019-21

3-POINT FIELD GOAL PERCENTAGE (min. 85 made)

Rk.	Pct.	Player	FGM-A	Years
1.	.431	Wes VanBeck	103-239	2014-18
2.	.423	Byron Smith	137-324	1989-91
3	.4116	Damyean Dotson	170-413	2015-17
4	.4059	LJ Cryer	235-579	2023-25
5.	.4020	Joseph Young	121-301	2010-13
6.	.400	Adam Brown	96-240	2009-11
7.	.3993	Corey Davis Jr.	214-536	2017-19
8.	.3969	Armoni Brooks	229-577	2016-19
9.	.3935	Dominic Smith	85-216	2000-02
10.	.3917	Darian Thibodeaux	94-240	2010-12
11.	.390	Horace Chaney	139-356	1987-89
12.	.3839	Dion Dowell	124-323	2006-08
13.	.3827	Derrick Daniels	168-439	1988-92
14.	.3815	Kelvin Lewis	251-658	2007-10
15.	.3786	Gee Gervin	117-309	1998-00
16	**.37685**	**Emanuel Sharp**	**306-812**	**2021 –**
17.	.37666	Quentin Grimes	142-377	2019-21

3-POINT FIELD GOALS per GAME (min. 85 made)

Rk.	No.	Player	3FG	G	Years
1.	3.90	Robert McKiver	261	67	2006-08
2.	3.05	LJ Cryer	235	77	2023-25
3.	2.972	Corey Davis Jr.	214	72	2017-19
4.	2.656	Damyean Dotson	170	64	2015-17
5.	2.609	Andre Owens	226	87	2002-05
6.	2.58	Marcus Sasser	276	107	2019-23
7.	2.516	Oliver Lafayette	161	64	2005-07
8.	2.51	Kelvin Lewis	251	100	2007-10
9.	2.505	Jherrod Stiggers	243	91	2011-15
10.	2.37	Quentin Grimes	142	60	2019-21
11.	2.29	Armoni Brooks	229	100	2016-19
12.	2.289	Marcus Sasser	135	59	2019-23
13.	2.279	Horace Chaney	139	61	1987-89
14.	2.247	Damon Jones	182	81	1994-97
15.	2.210	Byron Smith	137	62	1989-91
16.	**2.140**	**Emanuel Sharp**	**306**	**143**	**2021 –**
17.	2.032	Dion Dowell	124	61	2006-08

CONSECUTIVE GAMES with 3-POINT FGM

Rk.	No.	Player	Dates
t1.	32	Quentin Grimes	3/5/20 – 4/4/21
		Damyean Dotson	11/11/16 – 3/16/17
3.	30	LJ Cryer	12/21/24 – 4/8/25
4.	29	Corey Davis Jr.	11/25/17 – 3/15/18
t5	**28**	**Emanuel Sharp**	**2/18/25 – 1/3/26**
t5.	28	Robert McKiver	11/26/07 – 3/27/08
t7.	26	Corey Davis Jr.	12/23/18 – 3/30/19
		Jherrod Stiggers	2/5/14 – 1/15/15
		Kelvin Lewis	3/7/09 - 2/6/10
10.	25	Robert McKiver	11/13/06 – 2/19/0
11.	24	Armoni Brooks	3/17/18 – 2/10/19
12.	23	Richard Hollis	1/9 – 11/30/88

BLOCKED SHOTS

Rk.	No.	Player	G	Years
1.	454	Hakeem Olajuwon	100	1980-84
2.	231	Dwight Davis	84	1969-72
3.	227	Greg Anderson	123	1983-87
4.	211	Bo Outlaw	61	1991-93
5.	209	TaShawn Thomas	96	2011-14
6.	**161**	**Joseph Tugler**	**104**	**2023 –**
7.	160	Anwar Ferguson	55	2002-04
8.	155	Dwight Jones	54	1969-71
9.	146	Ja'Vier Francis	128	2019-25
10.	137	Danrad Knowles	126	2013-17
11.	136	J'Wan Roberts	173	2019-25
12.	135	Maurice Pressley	79	1972-75
13.	133	Tim Moore	70	1993-96
14.	132	Larry Micheaux	123	1979-83
15.	131	Brison Gresham	99	2018-21
16.	130	Fabian White Jr.	149	2017-22
17.	107	George Williams	90	1999-02
18.	102	Rickie Winslow	124	1983-87
19.	100	David Marrs	102	1972-76

RECORDS WATCH

INDIVIDUAL • GAME

POINTS

Rk.	No.	Player	Opponent	Date
1.	**62**	**Elvin Hayes (Sr.)**	**Valparaiso**	**2/24/68**
2.	**55**	**Elvin Hayes (So.)**	**Southwestern**	**2/12/66**
3.	**52**	**Robert McKiver (Sr.)**	**Southern Miss**	**2/27/08**
4.	**51**	**Elvin Hayes (Sr.)**	**Virginia Tech**	**3/2/68**
t5.	50	Elvin Hayes (Sr.)	at Centenary	2/10/68
		Lyle Harger (Sr.)	**Trinity**	**2/16/63**
		Don Boldebuck (Jr.)	at Sam Houston State	2/17/55
8.	49	Elvin Hayes (Sr.)	vs. Loyola Chicago	3/9/68
9.	**48**	**Elvin Hayes (Sr.)**	**Fairfield**	**1/29/68**
t10.	45	Elvin Hayes (Sr.)	vs. Marquette	12/29/67
		Elvin Hayes (Sr.)	**Montana State**	**12/14/67**
12.	**44**	**Elvin Hayes (Sr.)**	**UT Arlington**	**2/22/68**
t13.	**43**	**Otis Birdsong (Sr.)**	**Texas A&M**	**2/19/1977**
		Otis Birdsong (Sr.)	**Texas**	**1/18/1977**
		Elvin Hayes (Sr.)	**Air Force**	**2/17/1968**
		Elvin Hayes (Jr.)	**Centenary**	**12/14/1966**
t17.	**42**	**Kingston Flemings (Fr.)**	**at #12/12 Texas Tech**	**1/24/26**
		Tim Moore (So.)	at Baylor	1/22/1994
		Otis Birdsong (Sr.)	at UCLA	1/2/1977
		Otis Birdsong (Jr.)	at Rice	2/7/1976
		Dwight Davis (Sr.)	**Arizona State**	**12/11/1971**
		Elvin Hayes (Jr.)	at UNLV	1/31/1967
		Elvin Hayes (Jr.)	**Hardin-Simmons**	**2/9/1967**
t23.	41	Robert McKiver (Sr.)	at UAB	2/20/2008
		Andre Owens (Jr.)	**Texas A&M**	**12/27/2003**
		Greg Anderson (Jr.)	**Arizona State**	**12/6/1986**
		Kenneth Williams (Jr.)	**SMU**	**1/22/1979**
		Otis Birdsong (Sr.)	**TCU**	**2/12/1977**
		Ollie Taylor (Sr.)	**South Alabama**	**2/28/1970**
		Elvin Hayes (Jr.)	**Loyola (New Orleans)**	**2/28/1967**
t30.	40	Rob Williams (So.)	at Texas	1/10/1981
		Dwight Davis (Sr.)	at Jacksonville	2/28/1972
		Theodis Lee (Sr.)	**UNLV**	**2/6/1969**
		Elvin Hayes (Sr.)	**Hardin-Simmons**	**2/26/1968**
		Elvin Hayes (Sr.)	**Centenary**	**1/6/1968**
		Elvin Hayes (Sr.)	**George Washington**	**12/13/1967**
		Elvin Hayes (So.)	**Centenary**	**2/7/1966**
		Lyle Harger (Sr.)	**LSU**	**12/22/1962**

STEALS

Rk.	No.	Player	Opponent	Date
1.	11	Clyde Drexler	at Syracuse	12/11/82
t2.	**8**	**Kingston Flemings**	**vs. Florida State**	**12/6/25**
		Jamal Shead	**Our Lady of the Lake**	**2/6/21**
		Oliver Lafayette	**BYU**	**3/15/06**
		Dominic Smith	**Charlotte**	**2/4/01**
		Ken Ciolli	vs. Illinois State	3/14/77
		Ken Ciolli	**Texas Lutheran**	**12/7/77**
		Ken Ciolli	**Xavier**	**12/16/77**
		Cecil Rose	**Houston Baptist**	**1/2/76**
t8.	**7**	**Aubrey Coleman**	**Tulsa**	**1/9/10**
		Aubrey Coleman	vs. San Diego	11/27/09
		Aubrey Coleman	at Toledo	12/20/08
		Brian Latham	**South Florida**	**2/16/05**
		Bernard Smith	**Southern Miss**	**3/1/00**
		Rickie Winslow	at UTSA	12/5/85
		Eric Dickens	at TCU	1/3/85
		Michael Young	**Arkansas**	**2/26/84**
		Clyde Drexler	vs. TCU	3/12/83
		Clyde Drexler	**UC Santa Barbara**	**12/15/81**

3-POINT FIELD GOALS MADE

1.	**10**	**Cameron Tyson**	**Our Lady of the Lake**	**2/6/21**
t2.	9	Cameron Tyson	at Tulane	1/28/21
		Robert McKiver	vs. Middle Tennessee	12/1/07
		Robert McKiver	vs. Charleston	11/17/07
		Robert McKiver	vs. Prairie View A&M	11/29/06
t6.	**8**	**Emanuel Sharp**	**at Utah**	**2/10/26**
		Quentin Grimes	**WKU**	**2/25/21**
		Marcus Sasser	**Tulane**	**1/9/21**
		Corey Davis Jr.	at Tulane	2/17/19
		Jherrod Stiggers	**Mississippi Valley State**	**12/28/14**
		Andre Owens	at Marquette	3/2/05
t11.	7	Emanuel Sharp	vs. Texas A&M	3/24/24
		Marcus Sasser	at Tulane	1/17/23
		Marcus Sasser	**Norfolk State**	**11/29/22**
		Kyler Edwards	at Tulsa	1/15/22
		Marcus Sasser	**Northwestern State**	**11/30/11**
		Marcus Sasser	**Lamar**	**11/25/20**
		Corey Davis Jr.	vs. Georgia State	3/22/19
		Armoni Brooks	at Oklahoma State	12/8/18
		Armoni Brooks	**East Carolina**	**2/25/18**
		Armoni Brooks	**SMU**	**2/8/18**
		Damyean Dotson	**UCF**	**2/1/17**
		Jherrod Stiggers	vs. Texas Tech	12/23/14
		Joseph Young	vs. UT Rio Grande Valley	1/3/13
		Kelvin Lewis	**SMU**	**2/13/10**
		Kelvin Lewis	**Troy**	**12/14/09**
		Zamal Nixon	**SMU**	**3/7/09**
		Kelvin Lewis	at Southern Miss	1/17/09
		Kelvin Lewis	**Mississippi Valley State**	**12/13/08**
		Kelvin Lewis	**Valparaiso**	**3/24/08**
		Robert McKiver	**Southern Miss**	**2/27/08**
		Robert McKiver	at UCF	2/2/08
		Robert McKiver	**SMU**	**1/13/07**
		Robert McKiver	**Memphis**	**1/11/07**
		Robert McKiver	at Rhode Island	11/13/06
		Ramon Dyer	at North Texas	12/23/05
		Oliver Lafayette	**Arizona**	**12/3/05**
		Lamar Roberson	**Florida Tech**	**11/25/05**
		Andre Owens	at Wichita State	3/16/05
		Andre Owens	**Louisville**	**1/5/05**
		Andre Owens	**Texas A&M**	**12/27/03**
		Gee Gervin	at UAB	1/9/99
		David Diaz	at Cal State Fullerton	2/10/93
		Horace Chaney	**Arkansas**	**2/1/89**
		Richard Hollis	vs. Drexel	12/20/87

RECORDS WATCH

FRESHMAN • SEASON

SCORING AVERAGE

Rk.	Avg.	Player	Pts	G	Season
1.	16.29	Rob Williams	456	28	1979-8
2.	**16.19**	**Kingston Flemings**	**583**	**36**	**2025-26**
3.	14.31	Otis Birdsong	372	26	1973-74
4.	14.29	George Williams	443	31	1999-00
5.	13.2	Caleb Mills	409	31	2019-20
6.	12.4	Danuel House	409	33	2012-13
7.	12.1	Craig Upchurch	376	31	1987-88
8.	12.0	Michael Young	361	30	1980-81
9.	11.9	Clyde Drexler	356	30	1980-81
10.	11.3	Joseph Young	340	30	2011-12
11.	11.2	Jarace Walker	404	36	2022-23
**	**9.6**	**Chris Cenac Jr.**	**346**	**36**	**2025-26**

POINTS SCORED

Rk.	No.	Player	G	Season
1.	**583**	**Kingston Flemings**	**36**	**2024-25**
2.	456	Rob Williams	28	1979-80
3.	443	George Williams	31	1999-00
t4.	409	Caleb Mills	31	2019-20
		Danuel House	33	2012-13
6.	404	Jarace Walker	36	2022-23
7.	376	Craig Upchurch	31	1987-88
8.	372	Otis Birdsong	26	1973-74
9.	361	Michael Young	30	1980-81
10.	356	Clyde Drexler	30	1980-81
11.	340	Joseph Young	30	2011-12

FIELD GOAL PERCENTAGE (min. 120 att.)

Rk.	Pct.	Player	FGM-A	Season
1.	57.7	TaShawn Thomas	138-239	2011-12
2.	57.1	Rickie Winslow	133-233	1983-84
3.	56.6	Craig Upchurch	148-262	1987-88
4.	56.0	Fabian White Jr.	75-134	2017-18
5.	53.7	George Walker	72-134	1975-76
6.	51.63	George Williams	174-337	1999-00
7.	51.3	Rob Williams	180-351	1979-80
8.	50.50	Clyde Drexler	153-303	1980-81
9	**49.47**	**Chris Cenac Jr.**	**140-283**	**2025-26**
10.	49.36	Otis Birdsong	154-312	1973-74
11.	49.22	Michael Young	157-319	1980-81
**	**47.81**	**Kingston Flemings**	**218-456**	**2025-26**

FIELD GOALS MADE

Rk.	No.	Player	G	Season
1.	**218**	**Kingston Flemings**	**36**	**2024-25**
2.	180	Rob Williams	28	1979-80
3.	174	George Williams	31	1999-00
4.	158	Jarace Walker	36	2022-23
5.	157	Michael Young	30	1980-81
6.	154	Otis Birdsong	26	1973-74
7.	153	Clyde Drexler	30	1980-81
8.	148	Craig Upchuch	31	1987-88
9.	143	Caleb Mills	31	2019-20
10	**140**	**Chris Cenac Jr.**	**36**	**2024-25**
11.	138	TaShawn Thomas	30	2011-12
12.	133	Rickie Winslow	37	1983-84

FIELD GOALS ATTEMPTS

Rk.	No.	Player	G	Season
1	**456**	**Kingston Flemings**	**36**	**2024-25**
2.	371	Caleb Mills	31	2019-20
3.	351	Rob Williams	28	1979-80
4.	340	Jarace Walker	36	2022-23
5.	337	George Williams	31	1999-00
6.	319	Michael Young	30	1980-81
7.	312	Otis Birdsong	26	1973-74
8.	303	Clyde Drexler	30	1980-81
9.	293	Joseph Young	30	2011-12
10.	291	Danuel House	33	2012-13
11.	**283**	**Chris Cenac Jr.**	**36**	**2024-25**
12.	262	Damon Jones	27	1994-95

3-POINT FIELD GOALS MADE

Rk.	No.	Player	G	Season
1.	67	Jherrod Stiggers	33	2012-13
2.	57	Marcus Sasser	30	2019-20
t3.	55	Joseph Young	30	2011-12
		Damon Jones	27	1994-95
5.	50	Caleb Mills	31	2019-20
6.	**43**	**Emanuel Sharp**	**33**	**2022-23**
7.	**40**	**Kingston Flemings**	**36**	**2025-26**
8.	37	Treva Crosby	29	1997-98
9.	35	Jarace Walker	36	2022-23
10.	31	Cedrick Alley Jr.	37	2018-19
t11.	30	Danuel House	33	2012-13
		Lanny Smith	27	2003-04
**	**30**	**Chris Cenac Jr.**	**36**	**2025-26**

3-POINT FIELD GOAL ATTEMPTS

Rk.	No.	Player	G	Season
1.	177	Jherrod Stiggers	33	2012-13
2.	168	Damon Jones	27	1994-95
3.	162	Marcus Sasser	30	2019-20
4.	144	Joseph Young	30	2011-12
5.	137	Caleb Mills	31	2019-20
6.	**124**	**Emanuel Sharp**	**33**	**2022-23**
7.	116	Cedrick Alley Jr.	37	2018-19
8.	108	Treva Crosby	29	1997-98
9.	**103**	**Kingston Flemings**	**36**	**2025-26**
10.	101	Jarace Walker	36	2022-23
11.	95	Danuel House	33	2012-13
**	**87**	**Chris Cenac Jr.**	**36**	**2025-26**

3-POINT FIELD GOAL PERCENTAGE (min. 60 att.)

Rk.	Pct.	Player	3FGA-M	Season
1.	46.7	Bryan Shelton	28-60	2001-02
2.	**38.83**	**Kingston Flemings**	**40-103**	**2025-26**
3.	38.194	Joseph Young	55-144	2011-12
4.	37.85	Jherrod Stiggers	67-177	2012-13
5.	36.50	Caleb Mills	50-137	2019-20
6.	35.2	Marcus Sasser	57-162	2019-20
7.	**34.88**	**Emanuel Sharp**	**43-123**	**2022-23**
8.	34.65	Jarace Walker	35-101	2022-23
9.	**34.48**	**Chris Cenac Jr.**	**30-87**	**2025-26**
10.	34.3	Treva Crosby	37-108	1997-98
11.	33.7	Nate Hinton	28-83	2018-19
12.	33.3	Kirk Van Slyke	21-63	2009-10

FREE THROWS MADE

Rk.	No.	Player	G	Season
1.	125	Danuel House	33	2012-13
2.	**107**	**Kingston Flemings**	**36**	**2025-26**
3.	96	Rob Williams	28	1979-80
4.	81	Alton Ford	26	2000-01
5.	81	George Williams	31	1999-00
6.	79	Craig Upchurch	31	1987-88
7.	75	Alandise Harris	27	2010-11
8.	73	Caleb Mills	31	2019-20
9.	64	Marcus Oliver	31	1999-00
10.	64	Otis Birdsong	26	1973-74

FREE THROWS ATTEMPTS

Rk.	No.	Player	G	Season
1.	174	Danuel House	33	2012-13
2.	133	Alton Ford	26	2000-01
3.	131	George Williams	31	1999-00
t4	**127**	**Kingston Flemings**	**36**	**2025-26**
t4.	127	Rob Williams	28	1979-80
6	125	Craig Upchurch	31	1987-88
7.	120	Alandise Harris	27	2010-11
8.	97	Caleb Mills	31	2019-20
9.	92	Otis Birdsong	26	1973-74
10.	91	Derrick Daniels	31	1988-89

FREE-THROW PERCENTAGE (min. 60 att.)

Rk.	Pct.	Player	FTM-A	Season
1.	85.7	Nate Hinton	60-70	2018-19
2.	**84.3**	**Kingston Flemings**	**107-127**	**2025-26**
3.	76.5	Tramon Mark	62-81	2020-21
4.	75.6	Rob Williams	96-127	1979-80
5.	75.3	Caleb Mills	73-97	2019-20
6.	73.6	Marcus Oliver	64-87	1999-00
7.	71.8	Danuel House	125-174	2012-13
8.	69.6	Otis Birdsong	64-92	1973-74
9.	63.2	Craig Upchurch	79-125	1987-88
t10.	62.5	Alandise Harris	75-120	2010-11
		Damon Jones	40-64	1994-95
		George Walker	40-64	1975-76

REBOUNDING AVERAGE

Rk.	Avg.	Player	Rebs.	G.	Season
1.	10.5	Clyde Drexler	314	30	1980-81
2.	8.5	George Williams	263	31	1999-00
3.	8.2	TaShawn Thomas	245	30	2011-12
4.	**7.8**	**Chris Cenac Jr.**	**281**	**36**	**2025-26**
4.	6.8	Jarace Walker	245	36	2022-23
5.	6.3	Michael Young	190	30	1980-81
6.	5.9	Alton Ford	154	26	2000-01
7.	5.5	Rickie Winslow	203	37	1983-84
8.	5.4	Alandise Harris	145	27	2010-11
9.	5.3	Craig Upchurch	163	31	1987-88
10.	4.93	Danuel House	163	33	2012-13

REBOUNDS

Rk.	No.	Player	G	Season
1.	314	Clyde Drexler	30	1980-81
2.	**281**	**Chris Cenac Jr.**	**36**	**2024-25**
3.	263	George Williams	31	1999-00
t4.	245	Jarace Walker	36	2022-23
		TaShawn Thomas	30	2011-12
6.	203	Rickie Winslow	37	1983-84
7.	190	Michael Young	30	1980-81
t8.	163	Danuel House	33	2012-13
		Craig Upchurch	31	1987-88
10.	162	Nate Hinton	37	2018-19
11.	154	Alton Ford	26	2000-01

ASSISTS

Rk.	No.	Player	G	Season
1.	**188**	**Kingston Flemings**	**36**	**2025-26**
2.	181	Derrick Daniels	31	1988-89
3.	127	Rob Williams	28	1979-80
4.	121	Tommy Davis	28	1994-95
5.	114	Gerry McGee	26	1985-86
6.	113	Desmond Wade	33	2008-09
7	110	Galen Robinson, Jr.	32	2015-16
8.	95	Ken Ciolli	28	1975-76
9.	93	Darrell McArthur	28	1986-87
10.	86	Lanny Smith	27	2003-04
11.	81	Randy Brown	28	1986-87

ASSISTS AVERAGE

Rk.	No.	Player	Asts.	G	Season
1.	5.84	Derrick Daniels	181	31	1988-89
2.	**5.22**	**Kingston Flemings**	**188**	**36**	**2025-26**
3.	4.53	Rob Williams	127	28	1979-80
4.	4.38	Gerry McGee	114	26	1985-86
4.	4.32	Tommy Davis	121	28	1994-95
5.	3.44	Galen Robinson Jr.	110	32	2015-16
6.	3.42	Desmond Wade	113	33	2008-09
7.	3.39	Ken Ciolli	95	28	1975-76
8.	3.2	Lanny Smith	86	27	2003-04
9.	3.1	Darrell McArthur	93	30	1986-87
10.	2.89	Randy Brown	81	28	1986-87

RECORDS WATCH

BLOCKED SHOTS

Rk.	No.	Player	G	Season
1.	64	TaShawn Thomas	30	2011-12
2.	46	Jarace Walker	36	2022-23
3.	37	Danrad Knowles	31	2013-14
4.	32	Fabian White Jr.	35	2017-18
5.	**30**	**Joseph Tugler**	**28**	**2023-24**
6.	28	Clyde Drexler	30	1980-81
7.	26	Alandise Harris	27	2010-11
8.	24	George Williams	31	1999-00
9.	24	Greg Anderson	35	1983-84
10.	23	Rickie Winslow	37	1983-84
**	**17**	**Chris Cenac Jr.**	**36**	**2025-26**

BLOCKED SHOTS AVERAGE

Rk.	Avg.	Player	Blks.	G	Season
1.	2.1	TaShawn Thomas	64	30	2011-12
2.	1.28	Jarace Walker	46	36	2022-23
3.	1.19	Danrad Knowles	37	31	2013-14
4.	**1.07**	**Joseph Tugler**	**30**	**28**	**2023-24**
5.	1.0	Valentine Izundu	22	22	2012-13
6.	1.0	Alandise Harris	26	27	2010-11
7.	0.93	Clyde Drexler	28	30	1980-81
8.	0.91	Fabian White Jr.	32	35	2017-18
9.	0.77	George Williams	24	31	1999-00
10.	0.731	Alton Ford	19	26	2000-01
11.	0.69	Greg Anderson	24	35	1983-84
**	**0.47**	**Chris Cenac Jr.**	**17**	**36**	**2025-26**

STEALS

Rk.	No.	Player	G	Season
1.	60	Rickie Winslow	37	1983-84
2.	58	Clyde Drexler	30	1980-81
3.	**56**	**Kingston Flemings**	**36**	**2025-26**
4.	49	Tommy Davis	28	1994-95
t5.	48	George Williams	31	1999-00
t5.	48	Rob Williams	28	1979-80
7.	47	Desmond Wade	33	2008-09
8.	46	Michael Young	30	1980-81
9.	43	Otis Birdsong	26	1973-74
10.	41	Kenneth Williams	36	1976-77

STEALS AVERAGE

Rk.	No.	Player	Stls.	G	Season
1.	1.93	Clyde Drexler	58	30	1980-81
2.	1.75	Tommy Davis	49	28	1994-95
3.	1.71	Rob Williams	48	28	1979-80
4.	1.65	Otis Birdsong	43	26	1973-74
5.	1.62	Rickie Winslow	60	37	1983-84
6.	**1.56**	**Kingston Flemings**	**56**	**36**	**2025-26**
7.	1.54	George Williams	48	31	1999-00
8.	1.53	Michael Young	46	30	1980-81
9.	1.4	Desmond Wade	47	33	2008-09
10.	1.14	Randy Brown	32	28	1986-87
11.	1.14	Kenneth Williams	41	36	1976-77

GAMES STARTED

Rk.	No.	Player	Season
t1.	**36**	**Kingston Flemings**	**2025-26**
t1.	**36**	**Chris Cenac Jr.**	**2025-26**
t1.	36	Jarace Walker	2022-23
		Rickie Winslow	1983-84
t5.	31	George Williams	1999-00
		Derrick Daniels	1988-89
		Craig Upchurch	1987-88
t8.	30	TaShawn Thomas	2011-12
		Clyde Drexler	1980-81
t10.	27	Danuel House	2012-13
		Rob Williams	1979-80
t12.	26	Lanny Smith	2003-04
		Michael Young	1980-81

MINUTES PLAYED

Rk.	No.	Player	G	Season
1.	**1,135**	**Kingston Flemings**	**36**	**2025-26**
2.	1,099	George Williams	31	1999-00
3.	1,049	Michael Young	30	1980-81
4.	1,030	Rickie Winslow	37	1983-84
5.	992:56	Jarace Walker	36	2022-23
6.	992	Clyde Drexler	30	1980-81
7.	978	Derrick Daniels	31	1988-89
8.	944	Danuel House	33	2012-13
9.	904	Joseph Young	30	2011-12
10.	903	Rob Williams	28	1979-80
11.	901	Tommy Davis	28	1994-95
**	**866**	**Chris Cenac Jr.**	**35**	**2025-26**

MINUTES AVERAGE

Rk.	No.	Player	Min.	G	Season
1.	35.5	George Williams	1,099	31	1999-00
2.	34.97	Michael Young	1,049	30	1980-81
3.	33.07	Clyde Drexler	992	30	1980-81
4.	32.3	Rob Williams	903	28	1979-80
5.	32.2	Tommy Davis	901	28	1994-95
6.	31.55	Derrick Daniels	978	31	1988-89
7	**31.52**	**Kingston Flemings**	**1,135**	**36**	**2025-26**
8	30.1	Joseph Young	904	30	2011-12
9.	28.89	Damon Jones	780	27	1994-95
10.	28.61	Danuel House	944	33	2012-13
11.	28.59	Lanny Smith	772	27	2003-04
**	**24.8**	**Chris Cenac Jr.**	**892**	**36**	**2025-26**

DOUBLE-DOUBLES

Rk.	No.	Player	Season
1.	15	Clyde Drexler	1980-81
2.	11	George Williams	1999-00
3.	9	TaShawn Thomas	2011-12
4.	**6**	**Chris Cenac Jr.**	**2025-26**
t5.	4	Rickie Winslow	1983-84
		Michael Young	1980-81
7.	3	Jarace Walker	2022-23
t8.	2	Fabian White Jr.	2017-18
		Alandise Harris	2010-11
t10.	1	Nate Hinton	2018-19
		Danuel House	2012-13
		Alton Ford	2000-01
		Jake Ballis	1998-99
		Chad Hendrick	1997-98
		Damon Jones	1994-95
		Gerry McGee	1985-86
		Greg Anderson	1983-84

WELCOME to the HOUSTON COUGARS, JACE ABARCA

• **Jace Abarca** returns for his third season with the University of Houston Men's Basketball program as Head Ball Kid in 2024-25.

• Jace joined the Cougars in a special ceremony inside the Guy V. Lewis Development Facility prior to the 2022-23 season on Oct. 4, 2022.

• Sitting beside his parents, Yaneth and James, and with his two brothers, Jace signed his Cougars Letter of Intent in front of his new teammates, coaches and the University of Houston band and cheer members and media members.

• As part of his signing, Jace serves as the Head Ball Kid at all Houston home Men's Basketball games inside the Fertitta Center.

• Jace joined the Cougars as part of a partnership with Team IMPACT. He lives with lupus and kidney disorders. Lupus is an inflammatory disease in which the body's immune systems attacks its own tissues and organs.

• Jace loves to read and play video games, like Roblox and Fortnite. He also enjoys science, engineering and geography. Jace is a big fan of the TV show Chicago Med and loves to talk about medical things.

• Nine-year-old **Nicholas Hickey** was Houston Men's Basketball's first Team IMPACT signee in October 2017. Nicholas battled epilepsy, apraxia of speech and autism.

• Houston Athletics has worked with Team IMPACT for the past 2+ years, matching children across its Men's Basketball, Football, Soccer and Swimming and Diving programs.

HOUSTON ATHLETICS & TEAM IMPACT

2022	**Jace Abarca**	**Men's Basketball**
	Emilia	Swimming and Diving
	Bella	Soccer
2021	Vinny Robins	Football
2017	**Nicholas Hickey**	**Men's Basketball**
	Zamya Sumling	Volleyball
2014	Maycie Gonzalez	Track & Field

FERTITTA CENTER

The University of Houston Men's and Women's Basketball programs began play in a new game arena during the 2018-19 season when the Fertitta Center officially opened with a 65-61 win over No. 18/21 Oregon on Dec. 1, 2018, in front of a sellout crowd of 7,039.

With the completion of the 2016-17 season, Hofheinz Pavilion underwent a $60 million renovation. The renovation was made possible through a generous $20 million donation from University of System Board of Regents Chairman Tilman J. Fertitta and his family in late August 2016.

The facility features a premium club area and a courtside club. The reconfigured bowl moved move mid-court seating locations closer to game action with floor-level seating opposite the team benches for UH students. Renovations included a new audio system, sports lighting and video boards as well as new concession stands and expanded restrooms. The facility's exterior also was refreshed.

Prominent to the center's exterior, the renovation will preserve the legacy of the Hofheinz family and its contributions to both UH and the city of Houston.

QUICK FACTS

Name:	Fertitta Center
Location:	3422 Cullen Blvd. Corner of Cullen Boulevard and Holman Street on the UH campus
Capacity:	7,035
All-Time Record:	124-8 (.939)
All-Time Attendance:	855,539 (6,482 avg.)
First Game:	vs. #18/21 Oregon (Dec. 1, 2018)
First Win:	W, 65-61, vs. #18/21 Oregon (Dec. 1, 2018)
Current Streak:	2 wins (Feb 28, 2026 – present); 53 win in last 55 games
Long Winning Streak:	37 games (Dec. 19, 2019 – Feb. 12, 2022)
Long Losing Streak:	1 (Feb. 21, 2026; Feb. 1, 2025; Jan. 22, 2023; Dec. 10, 2022; Feb. 12, 2022; Dec. 15, 2019; Nov. 15, 2019; March 2, 2019)
Renovation Cost:	$60 million
Historic Donation:	$20 million from UH System Board of Regents Chairman Tilman J. Fertitta and his family
Arena Amenities	Premium club area and courtside club Reconfigured bowl with mid-court seating closer to game action Floor-level seating opposite team benches for UH students New audio system, sports lighing and video boards New concession stands and expanded restrooms
Architects:	PGAL and AECOM
Project Manager:	Turner Construction

In Dec. 2019, a statue of former Harris County Judge Roy Hofheinz was dedicated with members of his family outside the Fertitta Center Club lower entrance off Holman Street. Fans can learn more about Hofheinz and his contributions to the University, city and state at the Roy Hofheinz Wall, located on the concourse near Section 107.

The University of Houston will request that city officials rename a portion of Holman Street in front of the arena after the Hofheinz family. In addition, Roy Hofheinz's records will be permanently archived and publicly accessible as a special collection in the UH library, and the Alumni Center will house an area describing the lives and public service of Roy and Irene Hofheinz.

"This gift is personal. It represents a commitment from my family and me to support the University of Houston in its quest to strengthen our nationally competitive institution both in academics and athletics," Fertitta said. "Upgrading our athletics facilities shows we are serious about competing at the highest levels of collegiate sports for many years to come. I'm proud of where the University of Houston is today and I'm proud to make this investment in my university's future."

GUY V. LEWIS DEVELOPMENT FACILITY

Home of Houston Basketball

"I am proud and grateful that our administration recognized how important the Guy V. Lewis Development Facility is. We now have a place where our players can practice, work out, shoot, develop chemistry and improve their work ethics 24 hours a day, 365 days a year, with this facility. This is a game-changer."

Head Coach Kelvin Sampson

The University of Houston Men's Basketball program moved into its new home during the 2015-16 season following completion of construction of the Guy V. Lewis Development Facility.

The near-53,000-square-foot facility provides the environment that University of Houston Men's and Women's Basketball student-athletes need to excel throughout the season in all areas.

Named after 592-game winner and Hall of Fame Head Coach Guy V. Lewis, the Development Facility is located adjacent to Hofheinz Pavilion at the corner of Cullen Boulevard and Holman Street on the UH campus.

Construction on the $25-million facility began in September 2014. Austin Commercial served as the construction manager for the project, which was designed by DLR Group and Page.

The building was officially dedicated during NCAA Final Four Weekend in Houston on April 3, 2016, with Cougar and CBS Sports broadcasting great Jim Nantz serving as master of ceremonies

The first level houses a dedicated practice court for each team as well as sports performance and sports medicine areas, which are shared by both programs.

The second level features the teams' areas, which include locker room and academic/film theaters. The team rooms contain spacious, modern lockers, multiple video screens for television and video games and comfortable furniture.

The third level holds office space for both Men's and Women's Basketball coaching and support staffs.

In Summer 2024, the facility underwent $5 million in extensive renovations to the second-floor teams areas for Men's and Women's Basketball.

These renovations included a graphics refresh throughout the building, including the sneaker wall on Level Two to celebrate the Houston-Jordan Brand partnership.

QUICK FACTS

Location:	Corner of Cullen Boulevard and Holman Street on UH campus
Construction Cost:	$25 million
Size:	52,923 square feet
Dedicated:	April 3, 2016
Levels:	3
Level 1:	Dedicated practice courts for Men's and Women's Basketball programs with sports performance and sports medicine areas shared by both teams
Level 2:	Team areas, including locker room and academic/film rooms
Level 3:	Office space for Men's and Women's Basketball coaching/support staffs
Architects:	DLR Group and Page
Construction Manager:	Austin Commercial

THE UNIVERSITY OF HOUSTON

TIER ONE UNIVERSITY • RANKED ONE OF THE BEST COLLEGES IN THE U.S.

• Founded in 1927, the University of Houston empowers learning, discovery, leadership and engagement among 45,000+ students in one of the country's most diverse universities. UH alumni total more than 276,000 across time and more than 50 percent live in Houston and the Gulf Coast region.

• UH features world-renowned faculty within 15 academic colleges. We offer more than 300 undergraduate and graduate academic programs and award more than 9,000 degrees annually. The University also fulfills the needs of students beyond Houston by offering degree programs at the University of Houston at Sugar Land and University of Houston at Katy.

• UH is located in Houston, Texas, the nation's fourth-largest city, the energy capital of the world and home to the world's largest medical center. Our students regularly test their skills through internships with national and international companies based here, and our faculty routinely partner with businesses and government agencies through research.

• UH has the nation's only space architecture graduate program and the only Spanish-language creative writing program; it also has the first subsea engineering program in the U.S. UH's undergraduate entrepreneurship program consistently ranks among the top in the nation, and intellectual property and health law are among the top 10 law programs.

• Our nationally-ranked programs drive students to discover the multitude of academic resources that are available on-campus and online while our student-run organizations and athletics have something for everyone and connect students in authentic Coog culture. With more than 500 student organizations and 6,000 students living on campus in residence halls, apartments and townhouses, life at UH is active and lively.

• University of Houston faculty are renowned scholars with real-world experience who work closely with each student. The faculty includes 15 members of the National Academy of Engineering, four National Academy of Science members and a Nobel Laureate. From the Tony Award to the Nobel Peace Prize and back to the classroom, UH faculty makes things happen on campus and around the world.

• UH leads five nationally funded centers, comprising numerous collaborations with partner institutions and industry. Sponsored by nearly $20 million in funding, these centers pioneer groundbreaking research in the areas of energy, materials, psychology, laser mapping and homeland security.

• UH is a home for big ideas. In 2017, UH ranked #1 in the nation among all public universities without medical schools in royalties from technology transfers. With more than $22 million a year in royalties, UH has seen a 400 percent increase in patent income since 2010.

• The UH Technology Bridge boasts more than 30,000 square feet of incubator space and nearly 200,000 square feet of built-up space ideally suited for large laboratories, pilot scale facilities and light manufacturing. UH's innovation ecosystem allows entrepreneurial faculty, students and alumni to bring new discoveries into the market place or to establish partnerships to launch new companies.

uh.edu

RADIO/TV ROSTER

KORDEL JEFFERSON
G • 6-3 • 195 • r-So.-1L
Arlington, Texas
korrdel

ISIAH HARWELL
G • 6-6 • 220 • Fr.-HS
Pocatello, Idaho
isiah_harwell1

RAMON WALKER Jr.
G • 6-5 • 215 • r-Gr.-4L
Pearland, Texas
ramonwalkerjr ramonwalker04

KINGSTON FLEMINGS
G • 6-4 • 190 • Fr.-HS
San Antonio, Texas
k1ng_flemings K1ngFlemings

CHRIS CENAC Jr.
F/C • 6-11 • 240 • Fr.-HS
New Orleans, La.
chriscenac1 chriscenacjr

BRYCE JACKSON
G • 6-6 • 210 • Fr.-HS
Pearland, Texas
thebjackk_ Brycejack10

MILOS UZAN
G • 6-4 • 195 • Sr.-1L
Las Vegas, Nev.
lossyuzan

CEDRIC LATH
C • 6-10 • 265 • r-Jr.-2L
Abidjan, Ivory Coast
ced_lath AguyCedric

JOSEPH TUGLER
F • 6-8 • 230 • Jr.-2L
Houston, Texas
josephtugler joseph_tugler

JACOB McFARLAND
C • 6-11 • 225 • r-So.-SQ
Moreno Valley, Calif.
jacobmcfar1and

KALIFA SAKHO
C • 6-11 • 230 • Gr.-TR
Rouen, France
lifka_skh Klz224

EMANUEL SHARP
G • 6-3 • 205 • r-Sr.-3L
Tampa, Fla.
emanuelsharp_

CHASE McCARTY
F • 6-5 • 215 • r-Fr.-RS
Madison, Ala.
chase___mccarty Chasemccarty21

MERCY MILLER
G • 6-4 • 200 • So.-1L
Los Angeles, Calif.
mercymiller mercymiller25

KELVIN SAMPSON
Head Coach
12th Season at Houston
37th Season Overall
CoachSampsonUH

KELLEN SAMPSON
Assistant Coach
12th Season at Houston
16th Season Overall
kellenmsampson

K.C. BEARD
Assistant Coach
12th Season at Houston
15th Season Overall
k.c.beard
CoachKCBeard1

MIKE EKANEM
Assistant Coach
1st Season at Houston
5th Season Overall
Coachmike__

HOLLIS PRICE
Special Assistant to Head Coach/
Assistant Coach
12th Season at Houston
15th Season Overall
hollis_price10
HollisHp

ANTHONY GOLDWIRE
Director of Player Development/
Assistant Coach
5th Season at Houston
5th Season Overall
anthony.goldwire5

KELVIN SAMPSON

Head Coach

12th Season at Houston • 37th Season Overall

329-90 Record at Houston • 829-360 Career Record

UNC Pembroke '78; Michigan State '80

CoachSampsonUH

KELVIN SAMPSON'S YEAR-by-YEAR RECORD

Year	Overall Record	Overall Pct.	Conference Record	Conference Pct.	Conf. Finish	Conf. Tourn	Notes	Postseason
Montana Tech (73-45 • 31-29 Frontier Conference • 3 NAIA District 12 [2-3])								
Became acting head coach on Jan. 1, 1981 • Totals not included above and below								
1980-81	2-14	.125	2-11	.154				
Became permanent head coach on March 14, 1981								
1981-82	7-20	.259	0-15	.000				
1982-83	22-9	.710	9-6	.600			**Frontier Conference Tournament Champions** Frontier Conference Coach of the Year	NAIA District 12 Playoffs (1-1)
1983-84	22-9	.710	**10-5**	**.667**	**1st**		**Frontier Conference Champions** **Frontier Conference Tournament Champions**	NAIA District 12 Playoffs (1-1)
1984-85	22-7	.759	**12-3**	**.800**	**1st**		**Frontier Conference Champions** **Frontier Conference Tournament Champions** Frontier Conference Coach of the Year	NAIA District 12 Playoffs (0-1)
Washington State (103-103 • 48-78 Pac-10 • 1 NCAA [0-1] • 1 NIT [1-1])								
1987-88	13-16	.448	7-11	.389	6th	1-1		
1988-89	10-19	.345	4-14	.222	8th	1-1		
1989-90	7-22	.241	1-17	.056	10th	0-1		
1990-91	16-12	.571	8-10	.444	6th		PAC-10 Coach of the Year Kodak District 14 Coach of the Year	
1991-92	22-11	.667	9-9	.500	t-5th		Kodak District 14 Coach of the Year	NIT Second Round (1-1)
1992-93	15-12	.556	9-9	.500	t-5th			
1993-94	20-11	.645	10-8	.556	t-4th			**NCAA First Round (0-1)**
Oklahoma (281-107 • 129-59 Big Eight/Big 12 • 11 NCAA [11-11] • 1 NIT [1-1])								
1994-95	23-9	.719	9-5	.643	3rd	1-1	AP National Coach of the Year Henry Iba Award Big Eight Coach of the Year	**NCAA First Round (0-1)**
1995-96	18-12	.600	8-6	.571	3rd	2-1		**NCAA First Round (0-1)**
1996-97	20-10	.667	10-6	.625	5th	2-1		**NCAA First Round (0-1)**
1997-98	22-11	.667	11-5	.688	t-2nd	0-1		**NCAA First Round (0-1)**
1998-99	22-11	.667	11-5	.688	t-2nd	2-1		**NCAA Sweet 16 (2-1)**
1999-00	27-7	.794	12-4	.750	t-3rd	2-1		**NCAA Second Round (1-1)**
2000-01	26-7	.788	12-4	.750	t-2nd	**3-0**	**Big 12 Tournament Champions**	**NCAA First Round (0-1)**
2001-02	31-5	.861	13-3	.813	2nd	**3-0**	**Big 12 Tournament Champions** NABC National Coach of the Year	**NCAA Final Four (4-1)**
2002-03	27-7	.794	12-4	.750	3rd	**3-0**	**Big 12 Tournament Champions**	**NCAA Elite Eight (3-1)**
2003-04	20-11	.645	8-8	.500	7th	1-1		NIT Second Round (1-1)
2004-05	25-8	.758	**12-4**	**.750**	**t-1st**	1-1	**Big 12 Champions**	**NCAA Second Round (1-1)**
2005-06	20-9	.690	11-5	.688	3rd	0-1		**NCAA First Round (0-1)**
Indiana (43-15 • 21-8 Big Ten • 1 NCAA [1-1])								
2006-07	21-11	.656	10-6	.625	3rd	0-1		**NCAA Second Round (1-1)**
2007-08	22-4	.846	11-2	.846				
Houston (329-90 • 48-8 Big 12 • 117-44 The American • 8 NCAA [21-7] • 2 NIT [0-2])								
2014-15	13-19	.406	4-14	.222	10th	1-1		
2015-16	22-10	.688	12-6	.667	t-3rd	0-1		NIT First Round (0-1)
2016-17	21-11	656	12-6	.667	3rd	0-1		NIT First Round (0-1)
2017-18	27-8	.771	14-4	.778	t-2nd	2-1	The American Coach of the Year NABC District 25 Coach of the Year	**NCAA Second Round (1-1)**
2018-19	33-4	.892	**16-2**	**.889**	**1st**	2-1	**The American Champions** Clarence "Big House" Gaines National Coach of the Year The American Coach of the Year NABC District 25 Coach of the Year	**NCAA Sweet 16 (2-1)**
2019-20	23-8	.742	**13-5**	**.722**	**t-1st**	COVID-19	**The American Champions** Coach of the Year (Houston Sports Awards)	No Tournament – COVID
2020-21	28-4	.875	14-3	.824	2nd	**3-0**	**The American Tournament Champions** John McLendon Award Coach of the Year (Houston Sports Awards)	**NCAA Final Four (4-1)**
2021-22	32-6	.842	15-3	.833	**1st**	**3-0**	**The American Champions** **The American Tournament Champions** CBS Sports National Coach of the Year Ben Jobe Award The American Coach of the Year NABC District 24 Coach of the Year Texas Coach of the Year (*Dave Campbell's Texas Basketball*)	**NCAA Elite Eight (3-1)**
2022-23	33-4	.892	17-1	.944	**1st**	2-1	**The American Champions** The American Coach of the Year NABC District 24 Coach of the Year USBWA District VII Coach of The Year	**NCAA Sweet 16 (2-1)**
2023-24	32-5	.865	15-3	.833	**1st**	2-1	**Big 12 Champions** AP National Coach of the Year NABC National Coach of the Year Henry Iba National Coach of the Year Award (USBWA) John McLendon Award *Field of 68* National Coach of the Year Big 12 Coach of the Year Big 12 Coach of the Year (Associated Press) NABC District 8 Coach of the Year	**NCAA Sweet 16 (2-1)**
2024-25	35-5	.875	19-1	.950	**1st**	**3-0**	**Big 12 Champions** **Big 12 Tournament Champions** CBS Sports National Coach of the Year *The Sporting News* National Coach of the Year Big 12 Coach of the Year Big 12 Coach of the Year (Associated Press) NABC Gulf District Coach of the Year	**NCAA Finalist (5-1)**
2025-26	30-6	.833	14-4	.778	2nd	2-1	NABC Gulf District Coach of the Year	**NCAA (2-0)**
36 yrs	**829-360**	**.697**	**393-226**	**.635**	**9 – 1st** **15 – Top 2** **23 – Top 3**	**42-22**	**9 Conference Championships** **9 Conference Tournament titles** **13 National Coach of the Year awards** **12 Conference Coach of the Year awards** **10 District Coach of the Year awards** **2 Houston Sports Awards Coach of the Year**	**21 NCAAs (33-20)** **4 NITs (2-4)** **3 NAIA District 12 (2-3)**

7 30-win seasons
29 20-win seasons
23 20-win seasons in last 24 yrs.

- **Ninth Men's Basketball head coach in University of Houston history**
- **Previously served as head coach at Indiana (2006-08); Oklahoma (1994-06); Washington State (1987-94) and Montana Tech (1981-85)**
- **Naismith Basketball Hall of Fame Finalist (2026)**
- **829-360 (.697) career record in 36+seasons; 329-90 (.785) record in 11+seasons at Houston**
- **17th coach (with 10+ years in NCAA Division I) to record 800 wins in career**
- **One of 16 coaches in NCAA history to lead 2+ different schools to NCAA Final Fours (1 – Oklahoma • 2 – Houston)**
- **One of 34 coaches in NCAA history to lead schools to 3+ NCAA Final Fours**
- **One of 11 coaches in NCAA history to lead 3+ different schools to NCAA Tournament wins (11 – Oklahoma • 1 – Indiana • 19 – Houston)**
- **One of 15 coaches in NCAA history to lead 4+ different schools to NCAA Tournament (1 – Washington State • 11 – Oklahoma • 1 – Indiana • 7 – Houston)**
- **Veteran of 28 postseason tournaments (21 NCAA, 4 NIT, 3 NAIA District 12 playoffs) includes 1 National Championship Game (2025) 3 NCAA Final Four (2025, 2021, 2002) 5 Elite Eight (2025, 2022, 2021, 2003, 2002) 9 Sweet 16 (2025, 2024, 2023, 2022, 2021, 2019, 2003, 2002, 1999) 3 Second Round (2018, 2007, 2005) 2 NIT Second Round (2004, 1992)**
- **Second-winningest coach in Houston history (329)... Ranks as Houston's career leader in winning percentage (.785)**
- **Only coach in Houston history to lead Cougars to three, four and five consecutive 30-win seasons as well as five, six, seven, eight, nine, 10 and 11 consecutive 20-win seasons**
- **Nine (9) conference regular-season championships 2024-25 Big 12 • 2023-24 Big 12 • 2022-23 The American 2021-22 The American • 2019-20 The American 2018-19 The American • 2004-05 Big 12 1984-85 Frontier • 1983-84 Frontier**
- **Nine (9) conference tournament championships 2025 Big 12 • 2022, 2021 The American 2003, 2002, 2001 Big 12 1985, 1984, 1983 Frontier**
- **Fourteen (14) National Coach of the Year awards 2025 *The Sporting News* 2024, 1995 Henry Iba Award (USBWA) • 2024 *Field of 68* 2025, 2022 CBS Sports • 2022 Ben Jobe 2024, 2021 John McLendon Award 2019 Clarence "Big House" Gaines Award 2024, 2002 NABC • 2024, 1995 Associated Press**
- **Ten (10) District Coach of the Year awards 2026, 2025 NABC Gulf District 2024 NABC District 8 • 2023 USBWA District VII, 2023, 2022 NABC District 24 • 2019, 2018 NABC District 25 1992, 1991 Kodak District 14**
- **Twelve (12) Conference Coach of the Year awards from five leagues 2025, 2024 Big 12, 2025, 2024 Big 12 (AP) 2023, 2022, 2019, 2018 The American 1995 Big Eight • 1991 PAC-10 • 1985, 1983 Frontier**
- **One (1) Texas College Coach of the Year award 2022 [*Dave Campbell's Texas Basketball*]**
- **Worked for six years in the NBA coaching ranks (2011-14 • Houston Rockets 2008-11 • Milwaukee Bucks)**
- **15 NBA Draft picks Seven NBA Draft First-Round selections**
- **He and his wife, Karen, have a daughter, Lauren, who is the Cougars' director of operations; a son, Kellen, who is an assistant coach at Houston; a granddaughter, Maisy Jade; and a grandson, Kylen Ned (children of Tonya and Kellen Sampson)**

KELVIN SAMPSON • NCAA TOURNAMENT HISTORY

HOUSTON

2026

South Region • First/Second Rounds • No. 2 Seed
Paycom Center • Oklahoma City

March 19	W	78-47	vs. (15) Idaho
March 21	W	88-57	vs. (10) Texas A&M

South Regional • Topyota Center • Houston

March 26			vs. #13/12 (3) Illinois

2025 • NATIONAL FINALIST

Midwest Region • First/Second Rounds • No. 1 Seed
INTRUST Bank Arena • Wichita, Kan.

March 20	W	78-40	vs. (16) SIUE
March 22	W	81-76	vs. #24/23 (8) Gonzaga

Midwest Regional • Lucas Oil Stadium• Indianapolis

March 28	W	62-60	vs.#22/22 (4) Purdue
March 30	W	69-50	vs. #6/6 (2) Tennessee

Final Four • Alamodome • San Antonio, Texas

April 5	W	80-67	vs. #1/1 (1) Duke
April 7	L	63-65	vs. #3/3 (1) Florida

2024 • SWEET 16

South Region • First Round • No. 1 Seed
FedExForum • Memphis, Tenn.

March 22	W	86-46	vs. (16) Longwood
March 24	W	100-95 (OT)	vs. (9) Texas A&M

South Regional • American Airlines Center • Dallas

March 29	L	51-54	vs. #13/14 (4) Duke

2023 • NCAA SWEET 16

Midwest Region • First Round • No. 1 Seed
Legacy Arena • Birmingham, Ala.

March 16	W	63-52	vs. (16) Northern Kentucky
March 18	W	81-64	vs. (9) Auburn

Midwest Regional • T-Mobile Center • Kansas City, Mo.

March 24	L	75-89	vs. (5) Miami (Fla.)

2022 • NCAA ELITE EIGHT

South Region • First/Second Rounds • No 5 Seed
PPG Paints Arena • Pittsburgh

March 18	W	82-68	vs. (12) UAB
March 20	W	68-53	vs. #19/16 (4) Illinois

South Regional • AT&T Center • San Antonio, Texas

March 24	W	72-60	vs. #2/2 (1) Arizona
March 26	L	44-50	vs. #6/5 (2) Villanova

2021 • NCAA FINAL FOUR

Midwest Region • First Round • No. 2 Seed
Simon Skojdt Assemby Hall • Bloomington, Ind.

March 19	W	87-56	vs. (15) Cleveland State

Second Round • Lucas Oil Stadium – Unity Court • Indianapolis

March 21	W	63-60	vs. (10) Rutgers

Sweet 16 • Hinkle Fieldhouse • Indianapolis

March 27	W	62-46	vs. (11) Syracuse

Elite Eight• Lucas Oil Stadium – Equality Court • Indianapolis

March 29	W	67-61	vs. (12) Oregon State

Final Four • Lucas Oil Stadium – Unity Court • Indianapolis

April 3	L	59-78	vs. #3/3 (1) Baylor

2020

Region Unknown • First/Second Rounds • Seed Unknown
Venue Unknown • City Unknown

Canceled due to COVID-19 pandemic

SAMPSON vs. REGION

Region	W-L	Pct.	Last
Midwest Region	15-5	.750	2025
West Region	7-5	.583	2018
South Region	**7-3**	**.700**	**2026**
East Region	3-3	.500	2003
Austin Regional	1-1	.500	2005
Southeast Region	0-2	.000	1996
Minneapolis Regional	0-1	.000	2006
Totals	**33-20**	**.623**	**2026**

2019 • NCAA SWEET 16

Midwest Region • First/Second Rounds • No. 3 Seed
BOK Center • Tulsa, Okla.

March 22	W	84-55	vs. (14) Georgia State
March 24	W	74-59	vs. (11) Ohio State

Midwest Regional • Sprint Center • Kansas City, Mo.

March 29	L	58-62	vs. #7/7 (2) Kentucky

2018 • NCAA SECOND ROUND

West Region • First/Second Rounds • No. 6 Seed
Intrust Bank Arena • Wichita, Kan.

March 15	W	67-65	vs.–/rv (11) San Diego State
March 17	L	63-64	vs. #7/7 (3) Michigan

INDIANA

2007 • NCAA SECOND ROUND

West Region • First/Second Rounds • No. 7 Seed
ARCO Arena • Sacramento, Calif.

March 15	W	70-57	vs. (10) Gonzaga
March 17	L	49-54	vs. #7 (2) UCLA

OKLAHOMA

2006 • NCAA FIRST ROUND

Minneapolis Regional • First Round • No. 6 Seed
Jacksonville Veterans Memorial Arena
Jacksonville, Fla.

March 16	L	74-82	vs. (11) UW Milwaukee

2005 • NCAA SECOND ROUND

Austin Regional • First/Second Rounds • No. 3 Seed
McKale Center • Tucson, Ariz.

March 17	W	84-67	vs. (14) Niagara
March 19	L	58-67	vs. #18 (6) Utah

2003 • NCAA ELITE EIGHT

East Region • First/Second Rounds • No. 1 Seed
Ford Center • Oklahoma City

March 20	W	71-54	vs. (16) South Carolina State
March 22	W	74-65	vs. (8) California

East Region • Sweet 16 / Elite Eight
Pepsi Arena • Albany, N.Y.

March 28	W	65-54	vs. (12) Butler
March 30	L	47-63	vs. #13 (3) Syracuse

2002 • NCAA FINAL FOUR

West Region • First/Second Rounds • No. 2 Seed
American Airlines Center • Dallas

March 14	W	71-63	vs. (15) Illinois-Chicago
March 16	W	78-65	vs. #22 (7) Xavier

West Region • Sweet 16 / Elite Eight
Compaq Center • San Jose, Calif.

March 21	W	88-67	vs. #7 (3) Arizona
March 23	W	81-75	vs. (12) Missouri

NCAA Final Four
Georgia Dome • Atlanta

March 30	L	64-73	vs. (5) Indiana

2001 • NCAA FIRST ROUND

South Region • First Round • No. 4 Seed
The Pyramid • Memphis, Tenn.

March 16	L	68-70 (OT)	vs. (13) Indiana State

2000 • NCAA SECOND ROUND

West Region • First/Second Rounds • No. 3 Seed
McKale Center • Tucson, Ariz.

March 16	W	74-50	vs. (14) Winthrop
March 18	L	62-66	vs. #25 (6) Purdue

1999 • NCAA SWEET 16

Midwest Region • First/Second Rounds • No. 13 Seed
Bradley Center • Milwaukee

March 12	W	61-60	vs. #12 (4) Arizona
March 14	W	85-72	vs. #24 (5) Charlotte

Midwest Region • Sweet 16
Trans World Dome • St. Louis

March 19	L	46-54	vs. (1) Michigan State

1998 • NCAA FIRST ROUND

East Region • First Round • No. 10 Seed
MCI Center • Washington, D.C.

March 15	L	43-61	vs. (7) Indiana

1997 • NCAA FIRST ROUND

West Region • First Round • No. 11 Seed
McKale Center • Tucson, Ariz.

March 14	L	67-80	vs. #23 (6) Stanford

1996 • NCAA FIRST ROUND

Southeast Region • First Round • No. 10 Seed
Orlando Arena • Orlando

March 15	L	43-61	vs. (7) Temple

1995 • NCAA FIRST ROUND

Southeast Region • First Round • No. 4 Seed
The Pyramid • Memphis, Tenn.

March 16	L	67-77	vs. (13) Manhattan

WASHINGTON STATE

1994 • NCAA FIRST ROUND

East Region • First Round • No. 8 seed
USAir Arena • Landover, Md.

March 18	L	64-67	vs. (9) Boston College

SAMPSON by CITY

Region	W-L	Pct.	Last
Albany, N.Y.	1-1	.500	2003
Atlanta, Ga.	0-1	.000	2002
Birmingham, Ala.	2-0	1.000	2023
Bloomington, Ind.	1-0	1.000	2021
Dallas, Texas	2-1	.667	2024
Houston, Texas	**0-0**	**.000**	**2026**
Indianapolis, Ind.	5-1	.833	2025
Jacksonville, Fla.	0-1	.000	2006
Kansas City, Mo.	0-2	.000	2023
Landover, Md.	0-1	.000	1994
Memphis, Tenn.	2-2	.500	2024
Milwaukee, Wis.	2-0	1.000	1999
Oklahoma City, Okla.	**4-0**	**1.000**	**2026**
Orlando, Fla.	0-1	.000	1996
Pittsburgh, Pa.	2-0	1.000	2022
Sacramento, Calif.	1-1	.500	2007
St. Louis, Mo.	0-1	.000	1999
San Antonio, Texas	2-2	.500	2025
San Jose, Calif.	2-0	1.000	2002
Tucson, Ariz.	2-3	.400	2005
Tulsa, Okla.	2-0	1.000	2019
Washington, D.C.	0-1	.000	1998
Wichita, Kan.	3-1	.750	2025
Totals	**33-20**	**.623**	**2026**

SAMPSON by VENUE

Region	W-L	Pct.	Last
Alamodome	1-1	.500	2025
American Airlines Center	2-1	.667	2024
ARCO Arena	1-1	.500	2007
AT&T Center	1-1	.500	2022
BOK Center	2-0	1.000	2019
Bradley Center	2-0	1.000	1999
Compaq Center	2-0	1.000	2002
FedExForum	2-0	1.000	2024
Ford Center/Paycom Center	**4-0**	**1.000**	**2026**
Georgia Dome	0-1	.000	2002
Hinkle Fieldhouse	1-0	1.000	2021
INTRUST Bank Arena	3-1	.750	2025
Jacksonville Veterans Memorial Arena	0-1	.000	2006
Legacy Arena	2-0	1.000	2023
Lucas Oil Stadium	4-1	.800	2025
MCI Center	0-1	.000	1998
McKale Center	2-3	.500	2005
Orlando Arena	0-1	.000	1996
Pepsi Arena	1-1	.500	2003
PPG Paints Arena	2-0	1.000	2022
The Pyramid	0-2	.000	2001
Simon Skojdt Assembly Hall	1-0	1.000	2021
Sprint Center/T-Mobile Center	0-2	.000	2023
Toyota Center	**0-0**	**.000**	**2026**
Trans World Dome	0-1	.000	1999
USAirArena	0-1	.000	1994
Totals	**33-20**	**.623**	**2026**

KELVIN SAMPSON in NCAA TOURNAMENT HISTORY

• Houston **Head Coach Kelvin Sampson** has led 21 teams to the NCAA Tournament during his career.

• That includes eight with Houston, 11 with Oklahoma, one with Indiana and one with Washington State.

• With Houston's March 21 win over (10) Texas A&Mduring the NCAA Tournament South Region Second Round, Sampson has posted a 33-20 record in the NCAA Tournament during his career.

• Sampson has led Houston to eight straight NCAA Tournament berths, a first in program history.

• That streak ranks as the second longest in his career and trails only a nine-year streak from 1994 (last year at Washington State) to 2002 (first eight seasons at Oklahoma).

• That includes a 21 -7 mark with Houston, a 1-1 record with Indiana, an 11-11 record with Oklahoma and an 0-1 mark at Washington State.

• His resume includes one NCAA National Championship Game (2025), three NCAA Final Fours (2025, 2021, Houston; 2002, Oklahoma); five Elite Eights (2026, 2025, 2022, Houston; 2003, 2002 Oklahoma) and 10 Sweet 16s (2026, 2025, 2024, 2023; 2022, 2021, 2019, Houston; 2003, 2002, 1999, Oklahoma).

• Sampson is one of 34 coaches to lead schools to 3+ NCAA Final Four appearances during his career.

• Sampson is one of 17 coaches to lead multiple schools to the NCAA Final Four during his career.

• Sampson is one of 16 coaches to lead 4+ schools to the NCAA Tournament during his career.

• Sampson is one of 12 coaches to lead 3+ schools to NCAA Tournament wins during his career.

KELVIN SAMPSON NCAA TOURNAMENT HISTORY by SEEDING

as No. 2 Seed: Houston **Head Coach Kelvin Sampson** has led his teams to a #2 seed in three NCAA Tournaments during his career.

• This is the second time that Sampson has led Houston to a #2 seed in the NCAA Tournament (2021). He also led the 2001-02 Oklahoma team to the NCAA Tournament.

• In each of the previous two seasons where Sampson's teams competed as a #2 seed, he has led that squad to the NCAA Final Four.

• With Houston's March 21 win over (10) Texas A&M during the NCAA Tournament South Region First Round, Sampson has posted a 10-2 record as a #2 seed in the NCAA Tournament during his career.

• In his first game as a #2 seed, Sampson's 2001-02 Oklahoma squad took a 71-63 win over (15) Illinois-Chicago inside American Airlines Center in Dallas on March 14, 2002.

KELVIN SAMPSON NCAA TOURNAMENT HISTORY vs. SEEDING

vs. No. 3: Houston **Head Coach Kelvin Sampson** has posted a 1-2 record against #3 seeds in the NCAA Tournament during his career.

• Sampson is 0-1 against #3 seeds as Houston's coach. He was 0-1 vs. #3 seeds with Indiana and was 1-0 with Oklahoma.

• Sampson has lost his last two meetings against #3 seeds in the NCAA Tournament.

• In his most recent meeting against a #3 seed, Sampson's 2017-18 Houston team dropped a 64-63 decision to #7/7 (3) Michigan duirng the NCAA West Region Second Round inside INTRUST Bank Arena in Wichita, Kan., on March 17, 2018.

• In his first meeting against a #3 seed, Sampson's 2002-03 Oklahoma squad fell 63-47 to #13 (3) Syracuse during the East Region Elite Eight inside Pepsi Arena in Albany, N.Y., on March 30, 2003.

vs. No. 10: WIth Houston's March 21, win over (10) Texas A&M, Houston **Head Coach Kelvin Sampson** has posted a 3-0 record against #10 seeds in the NCAA Tournament during his career

• That includes a 2-0 record with Houston and a 1-0 record with Indiana.

• In his first game against a #10 seed, Sampson's 2006-07 Indiana squad claimed a 70-57 win over (10) Gonzaga during the NCAA TournamentWest Region First Round inside ARCO Center in Sacaramento, Calif., on March 15, 2007.

vs. No. 15: With Houston's March 19 win over (15) Idaho during the NCAA Tournament South Region First Round, Houston **Head Coach Kelvin Sampson** has posted a 3-0 record against #15 seeds in the NCAA Tournament during his career

• That includes a 2-0 record with Houston and a 1-0 record with Oklahoma

• In his first game against a #2 seed, Sampson's 2001-02 Oklahoma squad took a 71-63 win over (15) Illinois-Chicago inside American Airlines Center in Dallas on March 14, 2002.

KELVIN SAMPSON NCAA TOURNAMENT HISTORY by OPPONENT

vs. Illinois: Houston **Head Coach Kelvin Sampson** has posted a 1-0 record against Illinois during the NCAA Tournament.

• In the lone previous meeting, Sampson's 2021-22 Houston team took a 68-53 win during the NCAA South Region Second Round inside PPG Paints Arena in Pittsburgh on March 20, 2022.

KELVIN SAMPSON NCAA TOURNAMENT HISTORY by REGION

• With the 2026 event, Houston **Head Coach Kelvin Sampson** has led his team in the South Region of the NCAA Tournament four times, including three appearances with Houston.

• With Houston's March 21 win over (10) Texas A&M during the NCAA Tournament South Region Second Round, Sampson has posted a 7-3 record in games played in the South Region.

• Sampson has led his teams to five appearances in the NCAA Tournament Midwest Region (2025, 2023, 2021, 2019, Houston and 1999 Oklahoma), compiling a 15-5 record.

• Sampson has five appearances in the West Region (2018 with Houston; 2007 with Indiana; 2002, 2000 and 1997, Oklahoma), building a 7-5 record.

• Sampson has made three appearances in the East Region (2003, 1998 with Oklahoma; 1994 with Washington State, assembling a 3-3 record.

• Sampson has made three appearances in the Southeast Region (1996, 1995 with Oklahoma), building an 0-2 record.

• Sampson has made one appearance at the Minneapolis Regional (2006 with Oklahoma) with an 0-1 record and at the Austin Regional (2005 with Oklahoma) with a 1-1 record.

KELVIN SAMPSON NCAA TOURNAMENT HISTORY by CITY

in Houston: Thursday's game will be the first time that Houston **Head Coach Kelvin Sampson** will play in the NCAA Tournament in the city of Houston.

KELVIN SAMPSON NCAA TOURNAMENT HISTORY by VENUE

in Toyota Center: Thursday's game will be the first time that Houston **Head Coach Kelvin Sampson** will play inside Toyota Center during the NCAA Tournament.

SAMPSON by SEEDING

Team	Record	Pct.	Stk.	WSU	OU	IU	UH	Last
No. 1	12-4	.750	L1	––	3-1	––	9-3	2025
No. 2	**10-2**	**.833**	**W2**	**––**	**4-1**	**––**	**6-1**	**2026**
No. 3	4-3	.571	L1	––	2-2	––	2-1	2019
No. 4	0-2	.000	L2	––	0-2	––	––	2001
No. 5	3-1	.750	L1	––	––	––	3-1	2022
No. 6	1-2	.333	L1	––	0-1	––	1-1	2018
No. 7	1-1	.500	L1	––	––	1-1	––	2007
No. 8	0-1	.000	L1	0-1	––	––	––	1994
No. 10	0-2	.000	L2	––	0-2	––	––	1998
No. 11	0-1	.000	L1	––	0-1	––	––	1997
No. 13	2-1	.667	L1	––	2-1	––	––	1999
Totals	**33-20**	**.623**	**W2**	**0-1**	**11-11**	**1-1**	**21-7**	**2026**

SAMPSON vs. SEEDING

Team	Record	Pct.	Stk.	WSU	OU	IU	UH	Last
No. 1	2-3	.400	L1	––	0-1	––	2-2	2025
No. 2	1-3	.250	W1	––	––	0-1	1-2	2022
No. 3	1-2	.333	L2	––	1-1	––	0-1	2018
No. 4	3-1	.750	W1	––	1-0	––	2-1	2025
No. 5	1-2	.333	L2	––	1-1	––	0-1	2023
No. 6	0-3	.000	L3	––	0-3	––	––	2005
No. 7	1-2	.333	W1	––	1-2	––	––	2002
No. 8	2-0	1.000	W2	––	1-0	––	1-0	2025
No. 9	2-1	.667	W2	0-1	––	––	2-0	1994
No. 10	**3-0**	**1.000**	**W3**	**––**	**––**	**1-0**	**2-0**	**2026**
No. 11	3-1	.750	W3	––	0-1	––	3-0	2021
No. 12	4-0	1.000	W3	––	2-0	––	2-0	2021
No. 13	0-2	.000	L2	––	0-2	––	––	2001
No. 14	3-0	1.000	W3	––	2-0	––	1-0	2019
No. 15	**3-0**	**1.000**	**W3**	**––**	**1-0**	**––**	**2-0**	**2021**
No. 16	4-0	1.000	W4	––	1-0	––	3-0	2025
Totals	**33-20**	**.623**	**W2**	**0-1**	**11-11**	**1-1**	**21-7**	**2026**

SAMPSON vs. OPPONENTS

Opponent	W-L	Pct.	WSU	OU	IU	UH	Last
Arizona	3-0	1.000	––	2-0	––	1-0	2022
Auburn	1-0	1.000	––	––	––	1-0	2023
Baylor	0-1	.000	––	––	––	0-1	2021
Boston College	0-1	.000	0-1	––	––	––	1994
Butler	1-0	1.000	––	1-0	––	––	2003
California	1-0	1.000	––	1-0	––	––	2003
Charlotte	1-0	1.000	––	1-0	––	––	1999
Cleveland State	1-0	1.000	––	––	––	1-0	2021
Duke	1-1	.500	––	––	––	1-1	2025
Florida	0-1	.000	––	––	––	0-1	2025
Georgia State	1-0	1.000	––	––	––	1-0	2019
Gonzaga	2-0	1.000	––	––	1-0	1-0	2007
Idaho	**1-0**	**1.000**	**––**	**––**	**––**	**1-0**	**2026**
Illinois	**1-0**	**1.000**	**––**	**––**	**––**	**1-0**	**2022**
Illinois-Chicago	1-0	1.000	––	1-0		––	2002
Indiana	0-2	.000	––	0-2	––	––	2002
Indiana State	0-1	.000	––	0-1	––	––	2001
Kentucky	0-1	.000	––	––	––	0-1	2019
Longwood	1-0	1.000	––	––	––	1-0	2024
Manhattan	0-1	.000	––	0-1	––	––	1995
Miami (Fla.)	0-1	.000	––	––	––	0-1	2023
Michigan	0-1	.000	––	––	––	0-1	2018
Michigan State	0-1	.000	––	0-1	––	––	1999
Missouri	1-0	1.000	––	1-0	––	––	2002
Niagara	1-0	1.000	––	1-0	––	––	2005
North Carolina	0-0	.000	––	––	––	––	2019
Northern Kentucky	1-0	1.000	––	––	––	1-0	2023
Ohio State	1-0	1.000	––	––	––	1-0	2019
Oregon State	1-0	1.000	––	––	––	1-0	2021
Purdue	1-1	.500	––	0-1	––	1-0	2005
Rutgers	1-0	1.000	––	––	––	1-0	2021
San Diego State	0-0	.000	––	––	––	1-0	2018
SIUE	1-0	.000	––	––	––	1-0	2025
South Carolina State	1-0	1.000	––	1-0	––	––	2003
Stanford	0-1	.000	––	0-1	––	––	1997
Syracuse	1-1	.500	––	0-1	––	1-0	2021
Temple	0-1	.000	––	0-1	––	––	1996
Tennessee	1-0	1.000	––	––	––	1-0	2025
Texas A&M	**2-0**	**1.000**	**––**	**––**	**––**	**2-0**	**2026**
UAB	1-0	1.000	–––	––	––	1-0	2022
UCLA	0-1	.000	––	––	0-1	––	2007
UW Milwaukee	0-1	.000	––	0-1	––	––	2006
Utah	0-1	.000	––	0-1	––	––	2005
Villanova	0-1	.000	––	––	––	0-1	2022
Winthrop	1-0	1.000	––	1-0	––	––	2000
Xavier	1-0	1.000	––	1-0	––	––	2002
Totals	**33-20**	**.623**	**0-1**	**11-11**	**1-1**	**21-7**	**2026**

KELVIN SAMPSON • RECORD vs. OPPONENTS

Team	Overall	Houston	Indiana	Oklahoma	Washington State	Montana Tech
Abilene Christian	1-0	1-0	---	---	---	---
Akron	0-1	0-1	---	---	---	---
Alabama	**3-6**	**0-3**	**---**	**2-1**	**1-2**	**---**
Alabama A&M	1-0	1-0	---	---	---	---
Alabama State	2-0	1-0	---	1-0	---	---
Alaska-Anchorage	2-0	---	---	---	2-0	---
Alberta	1-0	---	---	---	---	1-0
Alcorn State	4-0	2-0	---	1-0	1-0	---
American-Puerto Rico	1-0	---	---	1-0	---	---
Appalachian State	0-1	---	---	---	0-1	---
Arizona	**5-17**	**3-2**	**---**	**2-0**	**0-15**	**---**
Arizona State	**10-6**	**2-0**	**---**	**---**	**8-6**	**---**
Arkansas	**5-2**	**1-1**	**---**	**4-1**	**---**	**---**
Arkansas State	1-0	---	---	1-0	---	---
Arkansas-Pine Bluff	2-1	0-1	---	2-0	---	---
Auburn	**2-1**	**2-1**	**--**	**--**	**--**	**--**
Azusa Pacific	1-0	---	---	---	1-0	---
Ball State	1-0	---	1-0	---	---	---
Baylor	**27-1**	**5-1**	**---**	**22-0**	**---**	**---**
Belmont	1-0	---	---	1-0	---	---
Bethune-Cookman	1-0	---	---	1-0	---	---
Binghamton	1-0	---	---	1-0	---	---
Boise State	1-1	1-1	---	---	---	---
Boston	1-0	---	---	1-0	---	---
Bryant	1-0	1-0	---	---	---	---
Butler	3-2	2-0	0-1	1-1	---	---
BYU	**6-2**	**6-1**	**---**	**---**	**0-1**	**---**
BYU-Hawai'i	2-0	---	---	---	2-0	---
Boston College	0-1	---	---	---	0-1	---
Cal State Northridge	2-0	---	---	1-0	1-0	---
Calgary	0-2	---	---	---	---	0-2
California	9-7	---	---	2-0	7-7	---
Carroll College	9-5	---	---	---	---	8-4
Centenary	1-1	---	---	1-0	0-1	---
Central Connecticut State	2-0	---	---	1-0	1-0	---
Central Michigan	1-0	---	---	1-0	---	---
Chadron State	1-0	---	---	---	---	1-0
Charlotte	2-0	---	1-0	1-0	---	---
Chattanooga	1-0	---	1-0	---	---	---
Chicago State	2-0	---	2-0	---	---	---
Cincinnati	**18-11**	**18-9**	**---**	**0-2**	**---**	**---**
Cleveland State	1-0	1-0	1-0	---	---	---
College of Idaho	3-3	---	---	---	---	3-3
Colorado	**17-3**	**3-0**	**---**	**14-3**	**---**	**---**
Coppin State	11-0	1-0	1-0	8-0	1-0	---
Cornell	1-0	1-0	---	---	---	---
Dayton	1-0	1-0	---	---	---	---
Delaware State	2-0	---	---	1-0	1-0	---
Drexel	1-1	0-1	---	1-0	---	---
Duke	1-3	1-1	1-1	1-1	---	---
East Carolina	12-2	12-2	---	---	---	---
Eastern Kentucky	1-0	---	---	---	1-0	---
Eastern Illinois	2-0	2-0	---	1-0	---	---
Eastern Michigan	1-0	---	---	---	1-0	---
Eastern Oregon State	3-0	---	---	---	---	3-0
Eastern Washington	6-0	---	---	1-0	5-0	---
Fairfield	1-0	1-0	---	---	---	---
Florida	0-2	0-1	---	0-1	---	---
Florida A&M	3-0	1-0	---	1-0	1-0	---
Florida Atlantic	1-0	---	---	1-0	---	---
Florida State	**1-0**	**1-0**	**---**	**---**	**---**	**---**
Fresno State	1-1	---	---	---	1-1	---
George Mason	1-0	1-0	---	---	---	---
George Washington	1-0	---	---	1-0	---	---
Georgia Southern	1-0	---	---	1-0	---	---
Georgia State	2-0	1-0	---	1-0	---	---
Georgia Tech	2-3	1-1	1-0	0-2	---	---
Gonzaga	2-1	1-0	1-0	---	0-1	---
Grand Canyon	0-1	0-1	---	---	---	---
Great Falls	7-10	---	---	---	---	6-8
Hartford	1-0	---	---	1-0	---	---
Harvard	0-2	0-2	---	---	---	---
Hawai'i	1-0	---	---	---	1-0	---
Hawai'i-Hilo	1-0	---	---	1-0	---	---
Hawai'i-Pacific	1-0	---	---	---	1-0	---
High Point	2-0	---	---	2-0	---	---
Hofstra	2-0	2-0	---	---	---	---
Houston Christian	2-0	2-0	---	---	---	---
Idaho	**4-5**	**1-0**	**---**	**---**	**3-5**	**---**
Illinois	**4-2**	**1-0**	**3-2**	**---**	**---**	**---**

Team	Overall	Houston	Indiana	Oklahoma	Washington State	Montana Tech
Illinois State	1-0	---	1-0	---	---	---
Ilinois-Chicago	1-0	---	---	1-0	---	---
Indiana	0-4	---	---	0-2	0-2	---
Indiana State	2-1	---	1-0	0-1	1-0	---
Iowa	3-1	---	3-1	---	---	---
Iowa State	**11-9**	**2-3**	**---**	**9-6**	**---**	**---**
IUPUI	1-0	---	1-0	---	---	---
Jackson State	**8-0**	**3-0**	**---**	**4-0**	**1-0**	**---**
Jamestown	1-0	---	---	---	---	1-0
Kansas	**10-13**	**4-2**	**---**	**6-11**	**---**	**---**
Kansas State	**14-4**	**3-0**	**---**	**11-4**	**---**	**---**
Kent State	1-0	1-0	---	---	---	---
Kentucky	1-2	0-1	1-1	---	---	---
La Salle	1-0	---	---	1-0	---	---
Lafayette	1-0	---	1-0	---	---	---
Lake Region College	1-0	---	---	---	---	1-0
Lamar	3-0	2-0	---	1-0	---	---
Lehigh	**1-0**	**1-0**	**---**	**---**	**---**	**---**
Lethbridge	5-0	---	---	---	---	5-0
Lewis-Clark State	0-2	---	---	---	---	0-2
Liberty	2-0	2-0	---	---	---	---
Longwood	2-0	1-0	1-0	---	---	---
Louisiana	3-0	2-0	---	---	1-0	---
Louisiana Tech	1-0	---	---	1-0	---	---
LSU	3-2	2-2	---	1-0	---	---
Manhattan	0-1	---	---	0-1	---	---
Marquette	1-0	---	---	---	1-0	---
Mary College	2-1	---	---	---	---	2-1
Maryland	1-1	---	---	1-1	---	---
McNeese	2-0	2-0	---	---	---	---
Memphis	9-10	9-8	---	0-2	---	---
Mesa State	0-1	---	---	---	---	0-1
Miami (Fla.)	0-1	0-1	---	---	---	---
Michigan	2-3	0-1	2-1	0-1	---	---
Michigan State	5-4	---	2-1	2-2	1-1	---
Middle Tennessee	**1-0**	**1-0**	**---**	**---**	**---**	**---**
Minnesota	4-0	---	2-0	1-0	1-0	---
Minot State	2-0	---	---	---	---	2-0
Mississippi	1-2	---	---	1-2	---	---
Mississippi State	0-3	---	---	0-3	---	---
Mississippi Valley State	1-0	1-0	---	---	---	---
Missouri	13-9	---	---	13-9	---	---
Missouri State	1-0	---	---	1-0	---	---
Monmouth	1-0	---	---	---	1-0	---
Montana	1-0	1-0	---	---	---	---
Montana State	2-0	---	---	2-0	---	---
Morgan State	2-0	2-0	---	---	---	---
Mount St. Mary's	2-0	---	---	2-0	---	---
Murray State	2-1	2-0	---	0-1	---	---
NC State	0-1	---	---	0-1	---	---
Nebraska	11-5	---	---	11-5	---	---
Nebraska Wesleyan	1-0	---	---	---	---	1-0
New Mexico	0-1	---	---	---	0-1	---
New Mexico Highlands	1-0	---	---	---	---	1-0
New Orleans	**2-0**	**2-0**	**---**	**---**	**---**	**---**
Niagara	1-0	---	---	1-0	---	---
Nicholls	4-0	1-0	---	3-0	---	---
NJIT	1-0	1-0	---	---	---	---
North Carolina A&T	1-0	1-0	---	---	---	---
North Carolina Central	1-0	1-0	---	---	---	---
North Florida	1-0	1-0	---	---	---	---
North Texas	2-0	---	---	2-0	---	---
Norfolk State	1-0	1-0	---	---	---	---
Northern Colorado	2-0	1-0	---	1-0	---	---
Northern Kentucky	1-0	1-0	---	---	---	---
Northern Montana	8-8	---	---	---	---	8-5
Northern State	0-2	---	---	---	---	0-2
Northwest Nazarene	3-3	---	---	---	---	3-3
Northwestern	2-0	---	2-0	---	---	---
Northwestern State	3-0	2-0	---	1-0	---	---
Notre Dame	**2-0**	**2-0**	**---**	**---**	**---**	**---**
Oakland	**1-0**	**1-0**	**---**	**---**	**---**	**---**
Ohio	1-0	---	---	---	1-0	---
Ohio State	2-1	1-0	1-1	---	---	---
Oklahoma	1-0	1-0	---	---	---	---
Oklahoma Baptist	1-0	---	---	---	1-0	---
Oklahoma State	**18-15**	**6-1**	**---**	**12-14**	**---**	**---**
Oral Roberts	8-0	1-0	---	6-0	1-0	---
Oregon	10-9	3-1	---	---	7-8	---
Oregon State	9-8	1-0	---	1-0	7-8	---

KELVIN SAMPSON • RECORD vs. OPPONENTS

Team	Overall	Houston	Indiana	Oklahoma	Washington State	Montana Tech
Oregon Tech	1-0	---	---	---	---	1-0
Our Lady of the Lake	1-0	1-0	---	---	---	---
Penn	1-0	1-0	---	---	---	---
Penn State	3-0	---	3-0	---	---	---
Pittsburg State	1-0	---	---	---	1-0	---
Portland	2-1	1-0	---	---	1-1	---
Prairie View A&M	6-0	3-0	---	2-0	1-0	---
Princeton	3-0	---	---	2-0	1-0	---
Providence	1-0	1-0	---	---	---	---
Purdue	7-2	1-0	2-1	4-1	---	---
Regina	1-0	---	---	---	---	1-0
Rhode Island	1-1	1-1	---	---	---	---
Rice	5-0	5-0	---	---	---	---
Rider	**1-0**	**1-0**	**---**	**---**	**---**	**---**
Rocky Mountain	6-10	---	---	---	---	6-7
Rutgers	1-0	1-0	--	--	--	---
Sacramento State	3-0	---	---	---	3-0	---
Saint Joseph's	1-0	1-0	---	---	---	---
Saint Louis	2-0	2-0	---	---	---	---
Saint Mary's (Calif.)	1-0	1-0	---	---	---	---
Sam Houston State	2-0	---	---	2-0	---	---
Samford	1-0	---	---	1-0	---	---
San Diego	1-0	---	---	1-0	---	---
San Diego State	2-1	1-1	---	---	1-0	---
San Francisco State	1-0	---	---	---	1-0	---
San Jose State	1-1	---	---	---	1-1	---
Seattle	2-0	---	---	---	1-0	1-0
SIUE	1-0	1-0	--	--	--	--
Simon Fraser	1-0	---	---	---	1-0	---
SMU	15-7	11-7	---	4-0	---	---
South Carolina	2-0	2-0	---	---	---	---
South Carolina State	1-1	0-1	---	1-0	---	---
South Dakota	1-0	1-0	---	---	---	---
South Florida	14-2	14-2	---	---	---	---
Southeast Missouri State	1-0	---	---	1-0	---	---
Southern	1-0	---	---	1-0	---	---
Southern Alberta Tech	3-0	---	---	---	---	3-0
Southern Illinois	2-0	---	2-0	---	---	---
Southern Utah	1-0	---	---	---	1-0	---
St. Bonaventure	1-0	---	---	1-0	---	---
Stanford	6-9	---	---	0-1	6-8	---
Stephen F. Austin	0-1	---	---	---	0-1	---
Stetson	1-0	1-0	---	---	---	---
Syracuse	**2-1**	**2-0**	**---**	**0-1**	**---**	**---**
TCU	**3-1**	**3-1**	**---**	**---**	**---**	**---**
Temple	11-5	11-4	---	0-1	---	---
Tennessee	**1-2**	**1-1**	**---**	**---**	**0-1**	**---**
Tennessee State	1-0	---	1-0	---	---	---
Texas	20-9	2-0	---	18-9	---	---
Texas A&M	**22-1**	**2-0**	**---**	**20-1**	**---**	**---**
Texas A&M-Corpus Christi	2-0	2-0	---	---	---	---
Texas Southern	4-0	1-0	---	2-0	1-0	---
Texas State	5-0	3-0	---	2-0	---	---
Texas Tech	**22-9**	**6-2**	**---**	**16-7**	**---**	**---**
Toledo	1-0	1-0	---	---	---	---
Towson	**2-0**	**2-0**	**---**	**---**	**---**	**---**
Trinity Western	1-0	---	---	---	---	1-0
Troy	1-0	1-0	---	---	---	---
Tulane	18-3	17-3	---	1-0	---	---
Tulsa	15-7	11-6	---	4-1	---	---
UAB	1-0	1-0	---	---	---	---
UALR	1-0	---	---	1-0	---	---
UC Irvine	3-0	---	---	3-0	---	---
UC San Diego	1-0	---	---	---	1-0	---
UCF	**17-4**	**17-4**	**---**	**---**	**---**	**---**
UCLA	2-14	---	0-1	---	2-13	---
UConn	12-5	8-3	1-1	3-1	---	---
UIW	1-0	1-0	---	---	---	---
ULM	4-0	2-0	---	2-0	---	---
UNC Asheville	1-0	---	---	1-0	---	---
UNC Wilmington	1-0	---	1-0	---	---	---
USC	6-9	---	---	---	6-9	---
UT Arlington	2-0	1-0	---	1-0	---	---
UT Rio Grande Valley	6-0	4-0	---	2-0	---	---
Utah	**3-1**	**3-0**	**---**	**0-1**	**---**	**---**
Utah State	1-0	1-0	---	---	---	---
UTEP	1-0	1-0	---	---	---	---
UTSA	1-0	---	---	1-0	---	---
Valley City State	1-0	---	---	---	---	1-0
Vermont	1-0	1-0	---	---	---	---

Team	Overall	Houston	Indiana	Oklahoma	Washington State	Montana Tech
Villanova	0-2	0-1	---	0-1	---	---
Virginia	2-0	2-0	---	---	---	---
Wake Forest	1-0	1-0	---	---	---	---
Warner Pacific	1-0	---	---	---	---	1-0
Washington	8-8	---	---	0-1	7-7	---
West Virginia	**4-1**	**4-0**	**---**	**0-1**	**---**	**---**
Western Carolina	2-0	---	1-0	1-0	---	---
Western Illinois	2-0	---	1-0	1-0	---	---
Western Montana	12-5	---	---	---	---	12-2
Western Michigan	1-0	---	1-0	---	---	---
Western New Mexico	0-1	---	---	---	---	0-1
Whitman College of Walla Walla	0-1	---	---	---	---	0-1
Whitworth	0-2	---	---	---	---	0-1
Wichita State	10-2	10-2	---	---	---	
Winthrop	1-0	---	---	1-0	---	---
Wisconsin	3-5	0-1	1-2	0-1	2-1	---
Wisconsin-Milwaukee	0-1	---	---	0-1	---	---
Wisconsin-Stout	0-1	---	---	---	---	---
WKU	2-0	---	---	1-0	---	---
Wyoming	1-0	1-0	---	---	---	---
Xavier	2-1	1-0	0-1	1-0	---	---
Totals	**829-360**	**329-90**	**43-15**	**281-107**	**103-103**	**73-45**

NCAA WINNINGEST COACHES (10+ years at NCAA Division I level)

Red Bold indicates coaches with **Houston** ties • **Bold** indicates active coaches • through games of March 22, 2026

Rk.	Coach	Wins	Losses	Pct.	School (Years)
1.	Mike Krzyzewski	1,202	368	.766	Duke (1980-22); Army West Point (1975-80)
2.	Jim Boeheim	1,015	441	.697	Syracuse (1976-23)
3.	Bob Huggins	935	414	.693	West Virginia (2007-23); Kansas State (2006-07); Cincinnati (1989-05); Akron (1984-89); Walsh (1980-83)
4.	Jim Calhoun	920	397	.699	St. Joseph's (Conn.) (2018-21); UConn (1986-2012); Northeastern (1972-86)
5.	Roy Williams	903	264	.774	North Carolina (2003-22); Kansas (1988-03)
6.	Bob Knight	902	371	.709	Texas Tech (2001-08); Indiana (1972-00); Army West Point (1965-72)
7.	Dean Smith	879	254	.776	North Carolina (1961-97)
8.	Adolph Rupp	876	190	.822	Kentucky (1930-72)
9.	**John Calipari**	**863**	**283**	**.753**	**Arkansas (2024 – present); Kentucky (2009-24); Memphis (2000-09); UMass (1988-96)**
10.	**Rick Barnes**	**860**	**434**	**.665**	**Tennessee (2015 – present); Texas (1998-15); Clemson (1994-98); Providence (1988-94); George Mason (1987-88)**
11.	**Bill Self**	**840**	**272**	**.755**	**Kansas (2003– present); Illinois (2000-03); Tulsa (1997-00); Oral Roberts (1993-97)**
12.	Cliff Ellis	831	565	.595	Coastal Carolina (2007-23); Auburn (1994-04); Clemson (1984-94); South Alabama (1975-84)
13.	Jim Phelan	830	524	.613	Mount St. Mary's (1954-2003)
14.	**Kelvin Sampson**	**829**	**360**	**.697**	**Houston (2014 – present); Indiana (2006-08); Oklahoma (1994-06); Washington State (1987-94); Montana Tech (1981-85)**
15.	Rollie Massimino	816	462	.638	Keiser (2006-17); Cleveland State (1996-03); UNLV (1992-94); Villanova (1973-92); Stony Brook (1969-71)
16.	Eddie Sutton	806	326	.712	San Francisco (2007-08); Oklahoma State (1990-06); Kentucky (1985-89); Arkansas (1974-85); Creighton (1969-74)
17.	Rick Byrd	805	403	.666	Belmont (1986-21); Lincoln Memorial (1983-86); Maryville (Tenn.) (1978-80)
t18.	**Rick Pitino**	**792**	**314**	**.716**	**St. John's (2023 – present); Iona (2020-23) Louisville (2001-17); Kentucky (1989-97); Providence (1985-87); Boston University (1978-83); Hawai'i (1975-76)**
t18.	**Dana Altman**	**792**	**425**	**.651**	**Oregon (2010 – present); Creighton (1994-10); Kansas State (1990-94); Marshall (1989-90)**
20.	Lefty Driesell	786	394	.666	Maryland (1969-86); James Madison (1988-97); Georgia State (1997-03); Davidson (1960-69)
21.	Lute Olson	781	279	.737	Arizona (1983-07); Iowa (1974-83); Long Beach State (1973-74)
22.	Lou Henson	779	412	.654	New Mexico State (1997-2005); Illinois (1975-96); New Mexico State (1966-75); Hardin-Simmons (1962-66)
23.	**Mark Few**	**772**	**156**	**.832**	**Gonzaga (2000 – present)**
24.	**Tom Izzo**	**764**	**309**	**.712**	**Michigan State (1996 – present)**
25.	Ed Diddle	759	302	.715	Western Kentucky (1922-64)
26.	Henry Iba	756	340	.690	Oklahoma State (1934-70); Colorado (1933-34); Northwest Missouri State (1929-33)
27.	John Beilein	754	425	.640	Michigan (2007-19); West Virginia (2002-07); Richmond (1997-02); Canisius (1992-97); Le Moyne (1983-92); Nazareth (1982-83)
28.	Bo Ryan	747	233	.762	Wisconsin (2001-16); Milwaukee (1999-01); Wisconsin-Platteville (1984-99)
29.	Phog Allen	746	264	.739	Kansas (1907-09, 1919-56); Central Missouri (1912-19); Haskell (1908-09); Baker (1905-08)
30.	Jim Larranaga	744	508	.594	Miami (Fla.) (2011-24); George Mason (1997-11); Bowling Green (1986-97); American International (1977-79)
31.	John Chaney	741	312	.704	Temple (1982-06)
32.	**Greg Kampe**	**731**	**571**	**.561**	**Oakland (1984 – present)**
t33.	Jerry Tarkanian	729	201	.784	Fresno State (1995-02); UNLV (1973-92); Long Beach State (1968-73)
t33.	Norm Stewart	729	373	.662	Missouri (1967-99); Northern Iowa (1961-67)
t35.	**Steve Alford**	**724**	**385**	**.653**	**Nevada (2019 – present); UCLA (2014-19); New Mexico (2008-13); Iowa (2000-07); Missouri State (1996-99); Manchester (1992-95)**
t35.	Ray Meyer	724	354	.672	DePaul (1942-84)
37.	Jerry Slocum	723	556	.565	Youngtown State (2005-17); Gannon (1996-05); Geneva (1987-96); Nyack (1975-87) t
38.	Don Haskins	719	353	.671	UTEP (1961-99)
39.	Larry Hunter	702	453	.608	Western Carolina (2005-18); Ohio (1989-2001); Wittenberg (1976-89)
40.	Bruce Pearl	694	270	.720	Auburn (2015 – present); Tennessee (2006-11); Milwaukee (2002-05); Southern Indiana (1993-01)
41.	Mike Montgomery	677	317	.681	California (2008-14); Stanford (1986-04); Montana (1978-86)
42.	Denny Crum	675	295	.696	Louisville (1971-01)
43.	Lon Kruger	674	432	.609	Oklahoma (2011-21); UNLV (2004-11); Illinois (1996-00); Florida (1990-96); Kansas State (1986-90); UTRGV (1982-86)
44.	Gary Williams	668	380	.637	Maryland (1989-11); Ohio State (1986-89); Boston College (1982-86); American (1978-82)
45.	John Wooden	664	162	.804	UCLA (1948-75); Indiana State (1946-48)
46.	Ralph Miller	657	382	.632	Oregon State (1970-89; Iowa (1964-70); Wichita State (1951-64)
t47.	**Tom Penders**	**649**	**437**	**.598**	**Houston (2004-10); George Washington (1998-2001); Texas (1988-98); Rhode Island (1986-88) ; Fordham (1978-86); Columbia (1974-78); Tufts (1971-74)**
t47.	**Bob Hoffman**	**649**	**403**	**.617**	**Central Oklahoma (2019 – present); Mercer (2008-19); UT Rio Grande Valley (1999-04); Oklahoma Baptist (1990-99)**
49.	Gene Bartow	647	353	.647	UAB (1978-96); UCLA (1975-77); Illinois (1974-75); Memphis (1970-74); Valparaiso (1964-70); Central Missouri (1961-64)
50.	**Greg McDermott**	**645**	**383**	**.627**	**Creighton (2010 – present); Iowa State (2006-10); Northern Iowa (2001-06); North Dakota State (2000-01); Wayne State (Neb.) (1994-00)**
t51.	Jay Wright	642	282	.695	Villanova (2002-22); Hofstra (1995-01)
t51.	Tubby Smith	642	370	.634	High Point (2018-22); Memphis (2016-18); Texas Tech (2013-16); Minnesota (2007-13); Kentucky (1997-2007); Georgia (1995-97); Tulsa (1991-95)
53.	Billy Tubbs	641	340	.653	Lamar (2003-06); TCU (1994-02); Oklahoma (1980-94); Lamar (1976-80); Southwestern (Texas) (1971-73)
54.	Homer Drew	640	427	.600	Valparaiso (1988-11); Indiana-South Bend (1987-88); Bethel (Ind.)(1976-87);
55.	Leonard Hamilton	638	506	.558	Florida State (2002-25); Miami (Fla.) (1990-00); Oklahoma State (1986-90)
56.	Marv Harshman	637	444	.589	Washington State (1958-71); Washington (1971-85); Pacific Lutheran (1945-58)
57.	Bob McKillop	634	381	.625	Davidson (1990-22)
58.	Hugh Durham	633	429	.596	Jacksonville (1997-05); Georgia (1978-95); Florida State (1966-78)
59.	Fran Dunphy	625	380	.622	La Salle (2022-25); Temple (2006-19); Penn (1989-06)
60.	Norm Sloan	624	393	.614	NC State (1966-80); Florida (1960-89); The Citadel (1956-60); Presbyterian (1951-55)
61.	Stew Morrill	620	294	.678	Utah State (1998-15); Colorado State (1991-98); Montana (1986-91)
62.	Ben Braun	615	517	.543	Rice (2008-14); California (1996-08); Eastern Michigan (1985-96); Siena Heights (1977-85)
63.	**Scott Nagy**	**607**	**367**	**.623**	**Southern Illinois (2024 – present); Wright State (2016-24); South Dakota State (1995-2016)**
64.	Slats Gill	599	393	.604	Oregon State (1928-64)
65.	Tom Davis	598	355	.627	Drake (2003-07); Iowa (1986-99); Stanford (1982-86); Boston College (1977-82); Lafayette (1971-77)
66.	Abe Lemons	597	344	.634	Texas (1976-82); UTRGV (1973-76); Oklahoma City (1955-73)
67.	John Thompson	596	239	.714	Georgetown (1972-99)
68.	**Guy V. Lewis**	**592**	**279**	**.680**	**Houston (1956-86)**
t69.	Danny Kaspar	584	302	.659	Texas State (2014-20); Stephen F. Austin (2001-13); UIW (1992-00)
t69.	Tony Shaver	584	389	.600	William & Mary (2004-19); Hampden-Sydney (1987-03)
t71.	Mike Brey	582	332	.637	Notre Dame (2001-23); Delaware (1995-00)

2018-19 American Athletic Conference Regular Season

2021 NCAA Tournament Elite Eight Midwest Regional Championship

2021-22 American Athletic Conference Regular Season

2021-22 American Athletic Conference Tournament


2022-23 American Athletic Conference Regular Season

2023-24 Big 12 Regular Season

2024-25 Big 12 Regular Season


2024-25 NCAA Tournament Elite Eight Midwest Regional Championship

COACHES who LED THREE SCHOOLS to NCAA FINAL FOUR (2)

Coach	1st School	2nd School	3rd School
Rick Pitino	Providence	Kentucky	Louisville
John Calipari	UMass	Memphis	Kentucky

COACHES who LED TWO SCHOOLS to NCAA FINAL FOUR (15)

Coach	1st School	2nd School
Kelvin Sampson	**Oklahoma**	**Houston**
Forddy Anderson	Bradley	Michigan State
Gene Bartow	Memphis	UCLA
Larry Brown	UCLA	Kansas
Hugh Durham	Florida State	Georgia
Jack Gardner	Kansas State	Utah
Lou Henson	New Mexico State	Illinois
Bob Huggins	Cincinnati	West Virginia
Lon Kruger	Florida	Oklahoma
Jim Larranaga	George Mason	Miami (Fla.)
Frank McGuire	St. John's	North Carolina
Lute Olson	Iowa	Arizona
Lee Rose	Charlotte	Purdue
Eddie Sutton	Arkansas	Oklahoma State
Roy Williams	Kansas	North Carolina

COACHES who LED FIVE SCHOOLS to NCAA TOURNAMENT WINS (1)

Coach	1st School	2nd School	3rd School	4th School	5th School
Lon Kruger	Kansas State	Florida	Illinois	UNLV	Oklahoma

COACHES who LED FOUR SCHOOLS to NCAA TOURNAMENT WINS (5)

Coach	1st School	2nd School	3rd School	4th School
Steve Alford	Missouri State	Iowa	New Mexico	UCLA
Rick Pitino	Providence	Kentucky	Louisville	St. John's
Eddie Sutton	Creighton	Arkansas	Kentucky	Oklahoma State
Tubby Smith	Tulsa	Georgia	Kentucky	Minnesota

COACHES who LED THREE SCHOOLS to NCAA TOURNAMENT WINS (12)

Coach	1st School	2nd School	3rd School
Kelvin Sampson	**Oklahoma**	**Indiana**	**Houston**
Rick Barnes	Clemson	Texas	Tennessee
John Beilein	Richmond	West Virginia	Michigan
Lefty Driesell	Davidson	Maryland	Georgia State
Jim Harrick	Pepperdine	UCLA	Rhode Island
Bill Self	Tulsa	Illinois	Kansas
Jim Harrick	Pepperdine	UCLA	Rhode Island

COACHES who LED SIX+ SCHOOLS to NCAA TOURNAMENT (1)

Coach	1st School	2nd School	3rd School	4th School	5th School	6th School
Rick Pitino	Boston Univ.	Providence	Kentucky	Louisville	Iona	St. John's

COACHES who LED FIVE+ SCHOOLS to NCAA TOURNAMENT (4)

Coach	1st School	2nd School	3rd School	4th School	5th School
Lon Kruger	Kansas State	Florida	Illinois	UNLV	Oklahoma
Tubby Smith	Tulsa	Georgia	Kentucky	Minnesota	Texas Tech
Fran McCaffery	Lehigh	UNC Greensboro	Siena	Iowa	Penn

COACHES who LED FOUR+ SCHOOLS to NCAA TOURNAMENT (16)

Coach	1st School	2nd School	3rd School	4th School
Kelvin Sampson	**Washington State**	**Oklahoma**	**Indiana**	**Houston**
Steve Alford	Missouri State	Iowa	New Mexico	UCLA
Rick Barnes	Providence	Clemson	Texas	Tennessee
John Beilein	Canisius	Richmond	West Virginia	Michigan
Lefty Driesell	Davidson	Maryland	James Madison	Georgia State
Cliff Ellis	South Alabama	Clemson	Auburn	Coastal Carolina
Larry Eustachy	Utah State	Iowa State	Southern Miss	Colorado State
Jim Harrick	Pepperdine	UCLA	Rhode Island	Georgia
Ben Howland	Northern Arizona	Pittsburgh	UCLA	Mississippi State
Tom Penders	**Rhode Island**	**Texas**	**George Washington**	**Houston**
Eddie Sutton	Creighton	Arkansas	Kentucky	Oklahoma State

YEARS BETWEEN FINAL FOUR APPEARANCES

Italics indicate first two Final Fours of respective head coach's career

Rk.	Yrs.	Coach	Year – School	Years – School
1.	36	Ray Meyer	1943 – DePaul	1979 – DePaul
2.	22	Lon Kruger	1994 – Florida	2016 – Oklahoma
t3.	**19**	**Kelvin Sampson**	**2002 – Oklahoma**	**2021 – Houston**
		Lou Henson	1980 – New Mexico State	1989 – Illinois
5.	18	Bob Huggins	1992 – Cincinnati	2010 – West Virginia
t6.	17	Jim Larranaga	2006 – George Mason	2023 Miami (Fla.)
		Eddie Sutton	1978 – Arkansas	1995 – Oklahoma State
t8.	**14**	**Guy V. Lewis**	**1968 – Houston**	**1982– Houston**
		Slats Gill	1949 – Oregon State	1963 – Oregon State
10.	13	Branch McCracken	1940 – Indiana	1953 – Indiana
t11.	12	John Calipari	1996 – UMass	2008 – Memphis
		Phog Allen	1940 – Kansas	1952 – Kansas
13.	11	Hugh Durham	1972 – Florida State	1983 – Georgia
t14.	10	Jim Boeheim	2003 – Syracuse	2013 – Syracuse
		Jerry Tarkanian	1977 – UNLV	1987 – UNLV
		Jack Gardner	1951 – Kansas State	1961 – Utah
t17.	9	Eddie Sutton	1995 – Oklahoma State	2004 – Oklahoma State
		Roy Williams	1993 – Kansas	2002 – Kansas
		Jim Boeheim	1987 – Syracuse	1996 – Syracuse
		Dean Smith	1982 – North Carolina	1991 – North Carolina
t21.	8	Rick Pitino	1997 – Kentucky	2005 – Louisville
		Lute Olson	1980 – Iowa	1988 – Arizona
		Adolph Rupp	1958 – Kentucky	1966 – Kentucky
		Bruce Drake	1938 – Oklahoma	1947 – Oklahoma

MOST VICTORIES among ACTIVE NCAA DIVISION I COACHES

through March 22, 2026

Rk.	Wins	Coach	School(s)	Years
1.	863	John Calipari	UMass, Memphis, Kentucky, Arkansas	1989 –
2.	860	Rick Barnes	George Mason, Providence, Clemson, Texas, Tennessee	1988 –
3.	840	Bill Self	Tulsa, Illinois, Kansas	1999 –
4.	**829**	**Kelvin Sampson**	**Montana Tech, Washington State, Oklahoma, Indiana, Houston**	**1982 –**
t5.	792	Rick Pitino	Hawai'i, Boston, Providence Kentucky, Louisville, Iona, St. John's	1975 –
t5.	792	Dana Altman	Marshall, Kansas State, Creighton, Oregon	1990 –
7.	772	Mark Few	Gonzaga	2000 –
8.	764	Tom Izzo	Michigan State	1996 –
9.	731	Greg Kampe	Oakland	1985 –
10.	724	Steve Alford	Manchester, Missouri State, Iowa New Mexico, UCLA, Nevada	1992 –
11.	645	Greg McDermott	Wayne State (Neb.), UNI, Iowa State, Creighton	1994 –
12.	607	Scott Nagy	South Dakota State, Wright State Southern Illinois	1995 -
13.	600	Herb Sendek	Miami (Ohio), NC State Arizona State, Santa Clara	1993 –
14.	589	Randy Bennett	Saint Mary's (Calif.)	2001 –
15.	566	Fran McCaffery	Lehigh, UNC Greensboro, Siena, Iowa, Penn	1985 –
16.	552	Ron Hunter	IUPUI, Georgia State, Tulane	1994 –



MOST GAMES among ACTIVE NCAA DIVISION I COACHES

through March 22, 2026

Rk.	No.	Coach	School(s)	Years
1.	1,302	Greg Kampe	Oakland	1985 –
2.	1,294	Rick Barnes	George Mason, Providence, Clemson, Tennessee	1988 –
3.	1,217	Dana Altman	Marshall, Kansas State, Creighton, Oregon	1990 –
4.	**1,189**	**Kelvin Sampson**	**Montana Tech, Washington State, Oklahoma, Indiana, Houston**	**1982 –**
5.	1,146	John Calapari	UMass, Memphis, Kentucky, Arkansas	1989 –
6.	1,112	Bill Self	Tulsa, Illinois, Kansas	1999 –
7.	1,109	Steve Alford	Manchester, Missouri State, Iowa New Mexico, UCLA, Nevada	1992 –
8.	1,106	Rick Pitino	Iona, Louisville, Kentucky, Providence, Boston, Hawai'i	
9.	1,073	Tom Izzo	Michigan State	1996 –
**	1,028	Greg McDermott	Wayne State (Neb.), UNI, Iowa State, Creighton	1994 –

MOST YEARS among ACTIVE NCAA DIVISION I COACHES

through March 22, 2026

Rk.	Years	Coach	School(s)	Years
1.	42	Greg Kampe	Oakland	1985 –
2.	39	Rick Barnes	George Mason, Providence, Clemson, Texas, Tennessee	1988 –
3.	38	Rick Pitino	Hawai'i, Boston, Providence, Kentucky, Louisville, Iona	1975 –
t4.	**37**	**Kelvin Sampson**	**Montana Tech, Washington State, Oklahoma, Indiana, Houston**	**1982 –**
t4.	37	Dana Altman	Marshall, Kansas State, Creighton, Oregon	1990 –
6.	35	Steve Alford	Manchester, Missouri State, Iowa New Mexico, UCLA, Nevada	1992 –
7.	34	John Calipari	UMass, Memphis, Kentucky, Arkansas	1989 –

MOST NCAA DIVISION I 20-WIN SEASONS among ACTIVE COACHES

through March 22, 2026

Rk.	No.	Coach	School(s)	Years
1.	30	John Calipari	UMass, Memphis, Kentucky, Arkansas	1989 –
2.	29	Bill Self	Tulsa, Illinois, Kansas	1999 –
t3.	27	Mark Few	Gonzaga	2000 –
t3.	27	Dana Altman	Marshall, Kansas State, Creighton, Oregon	1990 –
t5.	**26**	**Kelvin Sampson**	**Montana Tech, Washington State, Oklahoma, Indiana, Houston**	**1982 –**
t5.	26	Rick Barnes	George Mason, Providence, Clemson, Texas, Tennessee	1988 –
t5.	26	Rick Pitino	Hawai'i, Boston, Providence Kentucky, Louisville, Iona, St. John's	1975 –
8.	25	Tom Izzo	Michigan State	1996 –

MOST NCAA DIVISION I 30-WIN SEASONS among ACTIVE COACHES

through March 22, 2026
** – includes 2025-26 season*

Rk.	No.	Coach	School(s)	Years
1.	11	Bill Self	Oral Roberts, Tulsa, Illinois, Kansas	1994 –
2.	10	John Calipari	UMass, Memphis, Kentucky, Arkansas	1989 –
3.	* 8	Mark Few	Gonzaga	2000 –
t4.	*** 7**	**Kelvin Sampson**	**Montana Tech, Washington State Oklahoma, Indiana, Houston**	**1982 –**
t4.	* 7	Rick Pitino	Hawai'i, Boston, Providence, Kentucky Louisville, Iona, St. John's	1976 –
6.	6	Tom Izzo	Michigan State	1996 –
7.	5	Sean Miller	Texas, Xavier, Arizona, Xavier	2005 –
t8.	4	Rick Barnes	George Mason, Providence, Clemson, Texas, Tennessee	1988 –
t8.	4	Tony Bennett	Washington State, Virginia	2006 –
t10.	2	Steve Alford	Manchester Missouri State, Iowa, New Mexico, UCLA, Nevada	1992 –
t10.	2	Dana Altman	Marshall, Kansas State, Creighton, Oregon,	1990 –
t10.	2	Chris Beard	McMurry, Angelo State, Texas Tech, Texas, Mississippi	2013 –
t10.	2	Jamie Dixon	Pittsburgh, TCU	2004 –
t10.	2	Ben Jacobson	UNI	2006 –

#5 CHRIS CENAC Jr.

Forward/Center

6-11 • 240 • Freshman-HS

New Orleans, La. (Link Academy [Mo.])

Integrated Studies

chriscenac1 **chriscenacjr**

CAREER HIGHS

Points
18, vs. Arizona State (1/18/26)
18, vs. #22/25 Auburn (11/16/25)

Field Goals Made
8, vs. Arizona State (1/18/26)
8, vs. #22/25 Auburn (11/16/25)

Field Goal Attempts
15, vs. Arizona State (1/18/26)

3-Point Field Goals Made
3, vs. #14/16 (3) Kansas (3/13/26)
3, vs. Cincinnati (1/31/26)
3, at Baylor (1/10/26)

3-Point Field Goal Attempts
6, vs. Cincinnati (1/31/26)

Free Throws Made
7, vs. (10) Texas A&M (3/26/26)

Free Throw Attempts
8, vs. (10) Texas A&M (3/26/26)

Rebounds
18, vs. (15) Idaho (3/19/26)

Offensive Rebounds
6, vs. #14/16 (3) Kansas (3/13/26)

Defensive Rebounds
17, vs. (15) Idaho (3/19/26)

Assists
5, vs. Arizona State (1/18/26)

Steals
3, at TCU (1/28/26)
3, vs. Arizona State (1/18/26)

Blocked Shots
1, done 17 times; Most recently vs. (10) Texas A&M (3/26/26)

Minutes Played
34:03, at TCU (1/28/26)

FRESHMAN (2025-26)

Made his collegiate debut against Lehigh in season opener in Fertitta Center... Finished with 12 points, 1 rebounds, a steal and blocked shot against the Mountain Hawks... Became first Cougar freshman to record a double-double in a season opener since George Williams during the 1999-00 season (11/3)... Led all players with 13 rebounds and tied for game-high honors with four offensive boards in win over Towson (11/8)... Posted 11 points and grabbed four rebounds with a block in home win over Oakland (11/12)... Scored 18 points on 8-of-10 shooting and grabbed nine rebounds with a blocked shot in win over #22/25 Auburn during RxBenefits Battleground 2k25 inside Legacy Arena at The BJCC in Birmingham, Ala. (11/16)... Posted 12 points on 5-of-5 shooting from the field with a pair of 3-pointers in home win over Rider (11/20)... Led all players with 12 rebounds and added eight points wiht a steal in win over Syracuse during first day of Players Era Championship inside MGM Grand Garden Arena in Las Vegas (11/24)... Led all players with 11 rebounds against #17/16 Tennessee during second day of Players Era Championship inside MGM Grand Garden Arena in Las Vegas (11/25)... Recorded his second double-double of the season with 15 points and a game-high 10 rebounds in win over Florida State during Houston Hoops Showdown inside Toyota Center (12/6)... Tied for team lead with 15 points on 6-of-10 shooting and grabbed six rebounds with an assist and steal in home win over New Orleans (12/13)... Scored nine points and led Houston with seven rebounds in win over #14/14 Arkansas during Never Forget Tribute Classic inside Prudential Center in Newark, N.J. (12/20)... Tied for team lead with six rebounds in home win over Middle Tennessee (12/29)... Led Houston and tied for game-high honors with eight rebounds in road win at Cincinnati (1/3)... Posted 11 points and grabbed a game-high 11 rebounds in home win over #14/14 Texas Tech for his third double-double of season (1/6)... Scored 11 points, thanks to three 3-pointers, with four rebounds in road win at Baylor (1/10)... Led all players with 10 rebounds and scored seven points with two assists and a pair of steals in home win over West Virginia (1/13)... Totaled 18 points and grabbed eight rebounds, including four offensive boards, with five assists and three steals in home win over Arizona State (1/18)... Led all players with 14 rebounds and added three steals with eight points in road win at TCU (1/28)... Scored 13 points, thanks to three 3-pointers, and grabbed three rebounds with a pair of steals in home win over Cincinnati (1/31).... Posted his fourth double-double of season with 14 points and 10 rebounds and added two assists and a pair of steals in home win over rv/rv UCF (2/4)... Scored 16 points on 7-of-12 shooting and grabbed five rebounds in road win at #16/14 BYU (2/7)... Led all players with 12 rebounds, including five defensive boarfds at #6/6 Iowa State (2/16)... Posted his fifth double-double of the season with 10 points and a game-high 13 rebounds against #4/4 Arizona (2/21)... Tied for team-high honors with seven rebounds at #14/14 Kansas (2/23)... Posted 12 points on 6-of-8 shooting and grabbed three rebounds with an assist in home win over Colorado (2/28).**Phillips 66 Big 12 Tournament:** Posted 10 points on 5-of-6 shooting and grabbed seven rebounds with a steal in Quarterfinal win over rv/rv (10) BYU (3/12)... Scored 17 points and led all players with 17 rebounds, includuing six offensive boards, in Semifinal win over #14/16 (3) Kansas (3/14). **NCAA Tournament:** Grabbed a career-high 18 rebounds and added seven points in First-Round win over (15) Idaho (3/19)... Scored 17 points on 7-of-9 shooting and grabbed a game-high nine rebounds in Second-Round win over (10) Texas A&M (3/21).

2025-26 GAME-by-GAME STATISTICS (30-6• 14-4 Big 12)

Date	Opponent	GS	Min	FG-A	3FG-FGA	FT-FTA	OR-DR	Tot	PF	A	TO	Blk	Stl	Pts
11/3/25	**LEHIGH**	*	**25:42**	**5-10**	**2-4**	**0-0**	**3-7**	**10**	**4**	**0**	**2**	**1**	**1**	**12**
11/8/25	**TOWSON**	*	**29:04**	**1-8**	**0-3**	**0-0**	**4-9**	**13**	**3**	**2**	**3**	**0**	**0**	**2**
11/12/25	**OAKLAND**	*	**19:35**	**5-11**	**0-1**	**1-2**	**2-2**	**4**	**1**	**0**	**2**	**1**	**0**	**11**
11/16/25	vs. #22/25 Auburn	*	25:55	8-10	2-3	0-0	0-9	9	5	0	1	1	0	18
11/20/25	**RIDER**	*	**15:25**	**5-5**	**2-2**	**0-0**	**0-1**	**1**	**1**	**1**	**1**	**1**	**1**	**12**
11/24/25	vs. Syracuse	*	30:06	3-7	1-1	1-1	2-10	12	3	0	1	0	1	8
11/25/25	vs. #17/16 Tennessee	*	33:28	2-8	0-3	1-2	4-7	11	5	0	3	1	0	5
11/26/25	vs. Notre Dame	*	14:32	1-5	0-1	2-2	1-1	2	2	0	0	0	0	4
12/6/25	vs. Florida State	*	28:26	7-11	0-0	1-2	3-7	10	1	3	4	1	0	15
12/10/25	**JACKSON STATE**	*	**16:35**	**1-5**	**0-1**	**0-0**	**1-4**	**5**	**1**	**0**	**1**	**1**	**1**	**2**
12/13/25	**NEW ORLEANS**	*	**16:34**	**6-10**	**0-1**	**3-7**	**3-4**	**6**	**4**	**1**	**0**	**0**	**1**	**15**
12/20/25	vs. #14/14 Arkansas	*	23:14	4-8	1-1	0-0	1-6	7	3	0	0	0	0	9
12/29/25	**MIDDLE TENNESSEE**	*	**28:52**	**3-7**	**1-1**	**2-2**	**2-4**	**6**	**2**	**0**	**2**	**0**	**0**	**9**
1/3/26	* at Cincinnati	*	23:46	2-6	0-3	0-0	3-5	8	4	0	0	0	0	4
1/6/26	*** #14/14 TEXAS TECH**	*	**30:31**	**4-8**	**0-2**	**3-4**	**1-10**	**11**	**2**	**1**	**0**	**0**	**1**	**11**
1/10/26	* at Baylor	*	22:37	4-5	3-3	0-0	2-2	4	2	1	1	1	1	11
1/13/26	*** WEST VIRGINIA**	*	**28:20**	**2-5**	**1-4**	**2-4**	**3-7**	**10**	**2**	**2**	**1**	**0**	**2**	**7**
1/18/26	*** ARIZONA STATE**	*	**27:00**	**8-15**	**2-5**	**0-0**	**4-4**	**8**	**0**	**5**	**1**	**1**	**3**	**18**
1/24/26	* at #12/12 Texas Tech	*	17:35	1-1	0-0	0-0	0-7	7	3	0	0	0	0	2
1/28/26	* at TCU	*	34:03	2-6	1-3	3-4	5-9	14	2	1	0	1	3	8
1/31/26	*** CINCINNATI**	*	**25:34**	**5-8**	**3-6**	**0-0**	**0-3**	**3**	**1**	**0**	**0**	**0**	**2**	**13**
2/4/26	*** rv/rv UCF**	*	**28:32**	**7-13**	**0-4**	**0-0**	**1-9**	**10**	**2**	**2**	**0**	**1**	**2**	**14**
2/7/26	* at #16/14 BYU	*	29:02	7-12	2-4	0-0	1-4	5	4	0	0	1	1	16
2/10/26	* at Utah	*	17:43	3-6	0-3	0-0	3-2	5	3	1	0	0	0	6
2/14/26	*** KANSAS STATE**	*	**22:33**	**3-5**	**2-3**	**1-4**	**2-2**	**4**	**1**	**2**	**1**	**0**	**1**	**9**
2/16/26	* at #6/6 Iowa State	*	25:10	3-8	1-5	0-0	5-7	12	2	1	0	0	0	7
2/21/26	*** #4/4 ARIZONA**	*	**32:38**	**4-11**	**0-5**	**2-2**	**4-9**	**13**	**0**	**1**	**3**	**0**	**0**	**10**
2/23/26	* at #14/14 Kansas	*	30:06	4-13	1-4	0-0	3-4	7	1	0	1	0	1	9
2/28/26	*** COLORADO**	*	**19:06**	**6-8**	**0-0**	**0-0**	**1-2**	**3**	**4**	**1**	**0**	**0**	**0**	**12**
3/4/26	*** BAYLOR**		**26:27**	**2-4**	**0-1**	**1-3**	**3-2**	**5**	**3**	**0**	**0**	**1**	**0**	**5**
3/7/26	* at Oklahoma State	*	19:03	3-8	0-1	0-0	1-3	4	1	1	1	0	1	6
3/12/26	vs. (10) BYU	*	28:20	5-6	0-0	0-1	2-5	7	1	0	2	0	1	10
3/13/26	vs. #14/16 (3) Kansas	*	27:05	5-13	3-4	4-6	6-8	14	3	0	0	1	0	17
3/14/26	vs. #2/2 (1) Arizona	*	19:05	2-4	1-2	0-2	1-3	4	4	0	1	1	2	5
3/19/26	vs. (15) Idaho	*	24:35	2-4	1-2	2-2	1-17	18	2	0	0	0	1	7
3/21/26	vs. (10) Texas A&M	*	25:29	5-9	0-1	7-8	3-6	9	2	0	1	1	0	17
3/26/26	vs. #13/12 (3) Illinois		––	––	––	––	––	––	––	––	––	––	––	––

CAREER STATISTICS

Year	W-L	GP-GS	MP	FG-FGA	Pct	3P-A	Pct	FT-FTA	Pct	Off-Def	Reb – Avg	PF-DQ	Ast	TO	Blk	Stl	Pts – Avg
2025-26	30-6	36-35	892	140-283	.495	30-87	.345	36-58	.621	80-201	281 – 7.8	84-2	26	33	17	27	346 – 9.6
Totals	**30-6**	**36-35**	**892**	**140-283**	**.495**	**30-87**	**.345**	**36-58**	**.621**	**80-201**	**281 – 7.8**	**84-2**	**26**	**33**	**17**	**27**	**346 – 9.6**

#4 KINGSTON FLEMINGS

Guard

6-4 • 190 • Freshman-HS

San Antonio, Texas (William J. Brennan HS)

Integrated Studies

k1ng_flemings k1ngflemings

CAREER HIGHS

Points
42, at #12/12 Texas Tech (1/24/26)

Field Goals Made
15, at #12/12 Texas Tech (1/24/26)

Field Goal Attempts
26, at #12/12 Texas Tech (1/24/26)

3-Point Field Goals Made
4, at #6/6 Iowa State (2/16/26)
4, at #12/12 Texas Tech (1/24/26)

3-Point Field Goal Attempts
9, at #12/12 Texas Tech (1/24/26)

Free Throws Made
9, at TCU (1/28/26)

Free Throw Attempts
10, at #12/12 Texas Tech (1/24/26)

Rebounds
8, vs. #4/4 Arizona (2/21/26)

Offensive Rebounds
2, vs. #14/14 Arkansas (12/20/25)

Defensive Rebounds
8, vs. #4/4 Arizona (2/21/26)

Assists
9, at Oklahoma State (3/7/26)
9, vs. Oakland (11/12/25)

Steals
8, vs. Florida State (12/6/25)

Blocked Shots
2, vs. Arizona State (1/18/26)

Minutes Played
39:15, vs. Syracuse (11/24/25)

HONORS

- All-America Second Team (NABC)
- All-America Second Team (USBWA)
- All-America Second Team (*The Sporting News*)
- All-America Second Team (*Field of 68*)
- All-America Second Team (Andy Katz)
- Bob Cousy Award Finalist
- John R. Wooden Award National Ballot
- All Big 12 Conference First Team
- NABC All-Gulf District First Team
- Big 12 Conference All-Freshman Team
- All-Freshman First Team (Andy Katz)
- USBWA Oscar Robertson National Player of the Week (Nov. 18, 2025)
- Lute Olson Award National Player of the Week (Nov. 17, 2025)
- Big 12 Player of the Week (Nov. 17, 2025)
- Big 12 Newcomer of the Week (Nov. 17, 2025)
- Big 12 Starting Five of the Week (February 9, 2026)
- Big 12 Starting Five of the Week (January 26, 2026)
- Big 12 Starting Five of the Week (January 12, 2026)
- Big 12 Starting Five of the Week (Dec. 22, 2025)
- Big 12 Starting Five of the Week (Dec. 8, 2025)
- Big 12 Starting Five of the Week (Nov. 17, 2025)

FRESHMAN (2025-26)

First freshman in program history to earn All-America honors... Set Houston freshman single-game scoring record with 42 points at #12/12 Texas Tech, moving past great guard Rob Williams... Made his collegiate debut against Lehigh in season opener in Fertitta Center... Posted eight points with two rebounds and two assists against the Mountain Hawks (11/3)... Led all players on 8-of-10 shooting and grabbed two rebound with three assists and a pair of steals in win over Towson inside Fertitta Center... Became first Cougar freshman to score 20+ points on 75.0 percent shooting or better since Tramon Mark on Feb. 6, 2021 (11/8)... Tied for team-high honors with 19 points on 8-of-12 shooting and dished out a game-high nine assists with five rebounds, a block and steal and no turnovers in home win over Oakland (11/12)... Led all players with 22 points on 8-of-13 shooting and grabbed five rebounds with a game-high seven assists in win over #22/25 Auburn during RxBenefits Battleground 2k25 inside Legacy Arena at The BJCC in Birmingham, Ala. (11/16)... Blocked an Auburn shot to take the lead with 15 seconds remaining... Led all players with 18 points on 8-of-10 shooting from field and dished out five assists with a pair of steals in home win over Rider (11/20)... Led all players with 25 points on 10-of-15 shooting and added four rebounds with three assists and a pair of steals in loss to #17/16 Tennessee during second day of Players Era Championship inside MGM Grand Garden Arena in Las Vegas (11/25)... Totaled 21 points on 8-of-13 shooting with three 3-pointers and swiped eight steals with three rebounds and five assists in win over Florida State during Houston Hoops Showdown inside Toyota Center... Eight steals was the second-highest single-game total in Houston history (12/6)... Led all players with six assists in home win over Jackson State (12/10)... Scored 15 points on 5-of-9 shooting and grabbed three rebounds with three assists and three steals in home win over New Orleans (12/13)... Posted 21 points on 7-of-15 shooting and grabbed six rebounds with five assists and three steals in win over #14/14 Arkansas during Never Forget Tribute Classic inside Prudential Center in Newark, N.J. (12/20)... Led Cougars with 15 points and five assists and added two rebounds and a pair of steals in home win over MIddle Tennessee (12/29)... Led all players with 19 points, six assists and five steals in road win at Cincinnati (1/3)... Scored nine points in the final two minutes on the way to a game-high 23 points to lead the Cougars in a home win over #14/14 Texas Tech... Added five assists with three rebounds and blocked

2025-26 GAME-by-GAME STATISTICS (30-6 • 14-4 Big 12)

Date	Opponent	GS	Min	FG-A	3FG-FGA	FT-FTA	OR-DR	Tot	PF	A	TO	Blk	Stl	Pts
11/3/25	**LEHIGH**	*	**20:45**	**3-4**	**1-2**	**1-2**	**0-2**	**2**	**3**	**2**	**1**	**0**	**0**	**8**
11/8/25	**TOWSON**	*	**36:04**	**8-10**	**1-3**	**3-3**	**0-2**	**2**	**0**	**3**	**3**	**0**	**2**	**20**
11/12/25	**OAKLAND**	*	**27:24**	**8-12**	**1-2**	**2-2**	**0-5**	**5**	**2**	**9**	**0**	**1**	**1**	**19**
11/16/25	vs. #22/25 Auburn	*	34:43	8-13	1-3	5-6	0-5	5	0	7	4	1	0	22
11/20/25	**RIDER**	*	**31:17**	**8-10**	**2-2**	**0-0**	**0-0**	**0**	**0**	**5**	**1**	**1**	**2**	**18**
11/24/25	vs. Syracuse	*	39:15	3-11	2-4	1-4	0-6	6	1	6	3	0	2	6
11/25/25	vs. #17/16 Tennessee	*	32:02	10-15	3-4	2-2	1-3	4	2	3	2	0	2	25
11/26/25	vs. Notre Dame	*	21:51	0-4	0-1	1-2	1-4	5	4	5	0	0	1	1
12/6/25	vs. Florida State	*	37:12	8-13	3-4	2-2	0-3	3	2	5	4	0	8	21
12/10/25	**JACKSON STATE**	*	**19:13**	**2-3**	**0-1**	**1-2**	**1-0**	**1**	**2**	**6**	**3**	**0**	**1**	**5**
12/13/25	**NEW ORLEANS**	*	**19:21**	**5-9**	**1-3**	**4-4**	**1-2**	**3**	**0**	**3**	**2**	**0**	**3**	**15**
12/20/25	vs. #14/14 Arkansas	*	36:09	7-15	0-2	7-8	2-4	6	4	5	1	0	3	21
12/29/25	**MIDDLE TENNESSEE**	*	**38:08**	**5-14**	**1-5**	**4-4**	**0-2**	**2**	**2**	**5**	**0**	**0**	**2**	**15**
1/3/26	* at Cincinnati	*	37:54	7-18	2-5	3-5	0-3	3	0	6	1	0	5	19
1/6/26	*** #14/14 TEXAS TECH**	*	**34:42**	**9-19**	**2-6**	**3-4**	**1-2**	**3**	**0**	**5**	**2**	**1**	**0**	**23**
1/10/26	* at Baylor	*	25:34	5-12	0-3	0-0	1-1	2	3	7	1	1	0	10
1/13/26	*** WEST VIRGINIA**	*	**24:11**	**3-10**	**0-2**	**4-4**	**0-5**	**5**	**4**	**7**	**1**	**0**	**0**	**10**
1/18/26	*** ARIZONA STATE**	*	**34:23**	**8-14**	**1-3**	**3-3**	**0-4**	**4**	**1**	**8**	**3**	**2**	**4**	**20**
1/24/26	* at #12/12 Texas Tech	*	38:20	15-26	4-9	8-10	1-1	2	4	6	2	0	2	42
1/28/26	* at TCU	*	34:34	8-16	2-3	9-9	0-5	5	3	5	4	0	0	27
1/31/26	*** CINCINNATI**	*	**29:50**	**2-9**	**0-2**	**3-4**	**1-3**	**4**	**0**	**6**	**3**	**0**	**0**	**7**
2/4/26	*** rv/rv UCF**	*	**30:43**	**8-12**	**0-2**	**2-2**	**0-3**	**3**	**1**	**6**	**1**	**1**	**2**	**18**
2/7/26	* at #16/14 BYU	*	34:39	8-18	0-3	3-4	0-5	5	3	5	1	0	1	19
2/10/26	* at Utah	*	29:09	2-9	0-0	0-0	1-3	4	1	4	1	1	1	4
2/14/26	*** KANSAS STATE**	*	**30:24**	**2-13**	**0-0**	**8-8**	**1-6**	**7**	**3**	**4**	**4**	**1**	**1**	**12**
2/16/26	* at #6/6 Iowa State	*	37:09	9-15	4-6	0-0	0-5	5	3	4	3	0	0	22
2/21/26	*** #4/4 ARIZONA**	*	**32:55**	**6-17**	**1-4**	**4-4**	**0-8**	**8**	**4**	**4**	**2**	**0**	**0**	**17**
2/23/26	* at #8/12 Kansas	*	34:15	6-18	1-3	3-3	0-2	2	2	2	1	0	1	16
2/28/26	*** COLORADO**	*	**30:25**	**4-5**	**0-0**	**3-4**	**1-5**	**6**	**0**	**8**	**1**	**0**	**1**	**11**
3/4/26	*** BAYLOR**	*	**36:36**	**7-14**	**1-3**	**6-7**	**0-3**	**3**	**1**	**7**	**2**	**1**	**2**	**21**
3/7/26	* at Oklahoma State	*	35:19	6-15	1-3	0-0	1-4	5	3	9	1	0	1	13
3/12/26	vs. (10) BYU	*	27:21	7-15	2-3	1-3	1-3	4	4	3	2	0	2	17
3/13/26	vs. #14/16 (3) Kansas	*	31:49	6-14	3-4	6-7	1-3	4	1	3	1	0	3	21
3/14/26	vs. #2/2 (1) Arizona	*	33:57	3-12	0-2	2-2	1-4	5	2	7	2	0	0	8
3/19/26	vs. (15) Idaho	*	27:15	8-12	0-0	2-2	0-6	6	2	4	2	0	2	18
3/21/26	vs. (10) Texas A&M	*	30:33	4-10	0-1	1-1	1-4	5	2	4	1	1	1	9
3/26/26	vs. #13/12 (3) Illinois		--	--	--	--	--	--	--	--	--	--	--	--

CAREER STATISTICS

Year	W-L	GP-GS	MP	FG-FGA	Pct	3P-A	Pct	FT-FTA	Pct	Off-Def	Reb – Avg	PF-DQ	Ast	TO	Blk	Stl	Pts – Avg
2025-26	30-6	36-36	1,135	218-456	.478	40-103	.388	107-127	.843	18-126	144 – 4.0	70-0	188	66	12	56	583 – 16.2
Totals	**30-6**	**36-36**	**1,135**	**218-456**	**.478**	**40-103**	**.388**	**107-127**	**.843**	**18-126**	**144 – 4.0**	**70-0**	**188**	**66**	**12**	**56**	**583 – 16.2**

shot against the Red Raiders (1/6)... Led all players with seven assists and only one turnover and scored 10 points in road win at Baylor (1/10)... Paced all players with seven assists and grabbed five rebounds with 10 points and only one turnover in 24 minutes against West Virginia (1/13)... Led all players with 20 points on 8-of-14 shooting and added game highs of eight assists and four steals (1/18)... Led all players with 42 points on 15-of-26 shooting from the field and 8-of-10 shooting from the free throw line at #12/12 Texas Tech... Set Houston freshman single-game scoring record, moving past great guard Rob Williams... Was the third highest road point total by any Cougar and tied as the 17th-highest total overall... Added six assists with two rebounds and two steals against the Red Raiders (1/24)... Led all players with 27 points on 8-of-16 shooting from the field and 9-of-9 from the free throw line in road win at TCU... Added five assists against the Horned Frogs (1/28)... Led all players with six assists and added seven points and four rebounds in home win over Cincinnati (1/31)... Led all players with 18 points on 8-of-12 shooting and dished out six rebounds with three asists and two steals and only one turnover in home win over rv/rv UCF (2/4)... Led Houston with 19 points and tied for game-high honors with five assists in road win at #16/14 BYU (2/7)... Grabbed a team-high seven rebounds and dished out four assists with 12 points in home win over Kansas State (2/14)... Led all players with 22 points on 9-of 15 shooting, including 4-of-6 from the arc at #6/6 Iowa State... Also grabbed five rebounds with four assists against the Cyclones (2/16)... Led Cougars with 17 points and grabbed eight rebounds with four steals against #4/4 Arizona (2/21)... Topped Houston with 16 points at #14/14 Kansas (2/23)... Scored 11 points on 4-of-5 shooting and dished out eight assists with six rebounds, one steal and only one turnover in more than 30 minutes against Colorado (2/28)... Led all players with 21 points on 7-of-14 shooting and grabbed three rebounds with a game-high seven assists in home win over Baylor (3/4).. Tied his career high with nine assists and added 13 points with five rebounds and a steal in road win at Oklahoma State (3/7). **Phillips 66 Big 12 Tournament:** Led Cougars with 17 points and grabbed four rebounds with three assists and a pair of steals in Quarterfinal win over rv/rv (10) BYU (3/12)... Led all players with 21 points and grabbed four rebounds with three assists and three steals in Semifinal win over #14/16 (3) Kansas (3/13)... Handed out seven assists in Championship Game loss to #2/2 (1) Arizona (3/14). NCAA Tournament: Led all players with 18 points on 8-of-12 shooting and dished out four assists with six rebounds in First-Round win over (15) Idaho (3/19).

#1 ISIAH HARWELL

Guard

6-6 • 220 • Freshman-HS

Pocatello, Idaho (Wasatch Academy [Utah])

Integrated Studies

isiah_harwell1

CAREER HIGHS

Points
20, vs. Jackson State (12/10/25)

Field Goals Made
8, vs. Jackson State (12/10/25)

Field Goal Attempts
14, at Baylor (1/10/26)
14, vs. Jackson State (12/10/25)

3-Point Field Goals Made
4, at Baylor (1/10/26)
4, vs. Jackson State (12/10/25)

3-Point Field Goal Attempts
12, at Baylor (1/10/26)

Free Throws Made
5, vs. Cincinnati (1/31/26)

Free Throw Attempts
6, vs. Cincinati (1/31/26)

Rebounds
6, vs. Kansas State (2/14/26)

Offensive Rebounds
2, vs. Cincinnati (1/3/26)
2, vs. Middle Tennessee (12/29/25)
2, vs. #17/16 Tennessee (11/25/25)

Defensive Rebounds
6, vs. Kansas State (2/14/26)

Assists
3, vs. New Orleans (12/13/25)

Steals
4, vs. Lehigh (11/3/25)

Blocked Shots
2, vs. Arizona State (1/18/26)
2, at Baylor (1/10/26)

Minutes Played
24:00, vs. Jackson State (12/10/25)

FRESHMAN (2025-26)

Made his collegiate debut against Lehigh in season opener in Fertitta Center... Totaled three points with a rebound, two assists and a game-high four steals in win over Mountain Hawks (11/3)... Posted nine points with two rebounds, an assist and steal in home win over Oakland (11/12)... Scored five points with three rebounds, two steals and an assist in win over #22/25 Auburn during RxBenefits Battleground 2k25 inside Legacy Arena at The BJCC in Birmingham, Ala. (11/16)... Finished with 20 points on 8-of-14 shooting, including 4-of-9 from the arc, and added four rebounds with an assist and steal against Jackson State (12/10)... Buried four 3-pointers on the way to 12 points and grabbed three rebounds with a pair of blocked shots in road win at Baylor (1/10/26)... Posted 13 points with a pair of 3-pointers and grabbed three rebounds, including two offensive boards, in home win over Cincinnati (1/31)... Grabbed six rebounds in home win over Kansas State (2/14).

2025-26 GAME-by-GAME STATISTICS (27-5 • 13-4 Big 12)

Date	Opponent	GS	Min	FG-A	3FG-FGA	FT-FTA	OR-DR	Tot	PF	A	TO	Blk	Stl	Pts
11/3/25	**LEHIGH**		**18:56**	**1-2**	**1-2**	**0-0**	**1-0**	**1**	**2**	**2**	**1**	**0**	**4**	**3**
11/8/25	**TOWSON**	**DNP – Injury**												
11/12/25	**OAKLAND**		**17:14**	**3-8**	**1-4**	**2-2**	**0-2**	**2**	**2**	**1**	**0**	**0**	**1**	**9**
11/16/25	vs. #22/25 Auburn		21:19	1-4	1-3	2-2	1-2	3	1	1	0	0	2	5
11/20/25	**RIDER**	**DNP – Illness**												
11/24/25	vs. Syracuse		23:30	1-4	0-2	0-1	1-2	3	4	1	2	0	1	2
11/25/25	vs. #17/16 Tennessee		20:18	1-4	1-2	0-1	2-2	4	2	1	0	0	1	3
11/26/25	vs. Notre Dame		12:20	0-4	0-0	0-2	1-1	2	0	1	0	0	1	0
12/6/25	vs. Florida State		3:52	0-2	0-2	0-0	1-1	2	0	0	0	0	0	0
12/10/25	**JACKSON STATE**		**24:00**	**8-14**	**4-9**	**0-1**	**1-3**	**4**	**1**	**1**	**0**	**0**	**1**	**20**
12/13/25	**NEW ORLEANS**		**23:43**	**1-7**	**1-6**	**3-4**	**1-2**	**3**	**1**	**3**	**0**	**0**	**2**	**6**
12/20/25	vs. #14/14 Arkansas		10:25	2-3	2-3	0-0	1-1	2	2	2	0	0	0	6
12/29/25	**MIDDLE TENNESSEE**		**17:08**	**0-4**	**0-2**	**2-2**	**2-0**	**2**	**0**	**0**	**1**	**0**	**0**	**2**
1/3/26	* at Cincinnati		16:02	1-3	0-1	0-0	0-4	4	1	0	0	0	0	2
1/6/26	*** #14/14 TEXAS TECH**		**6:22**	**0-2**	**0-1**	**0-0**	**0-0**	**0**	**2**	**0**	**0**	**0**	**0**	**0**
1/10/26	* at Baylor		24:23	5-14	4-12	0-2	0-3	3	1	0	0	2	1	12
1/13/26	*** WEST VIRGINIA**		**10:44**	**0-0**	**0-0**	**0-0**	**1-3**	**4**	**0**	**0**	**1**	**1**	**0**	**0**
1/18/26	*** ARIZONA STATE**		**17:00**	**2-2**	**2-2**	**2-2**	**0-2**	**2**	**1**	**1**	**1**	**2**	**0**	**8**
1/24/26	* at #12/12 Texas Tech		9:54	1-2	0-1	0-0	0-4	4	3	0	0	0	0	2
1/28/26	* at TCU		15:27	0-2	0-2	0-0	0-0	0	1	0	1	0	1	0
1/31/26	*** CINCINNATI**		**17:23**	**3-8**	**2-5**	**5-6**	**2-1**	**3**	**2**	**0**	**0**	**0**	**0**	**13**
2/4/26	*** rv/rv UCF**		**18:16**	**1-6**	**0-2**	**0-0**	**1-1**	**2**	**2**	**2**	**1**	**0**	**1**	**2**
2/7/26	* at #16/14 BYU		7:42	1-3	1-3	0-0	1-2	3	1	0	0	0	0	3
2/10/26	* at Utah		22:42	0-5	0-3	0-0	0-4	4	0	0	0	0	1	0
2/14/26	*** KANSAS STATE**		**18:45**	**1-5**	**0-3**	**1-2**	**0-6**	**6**	**2**	**0**	**1**	**1**	**1**	**3**
2/16/26	* at #6/6 Iowa State		16:22	1-6	1-5	0-0	0-0	0	3	0	0	1	0	3
2/21/26	*** #4/4 ARIZONA**		**13:29**	**1-2**	**1-1**	**0-0**	**0-2**	**2**	**4**	**0**	**1**	**0**	**0**	**3**
2/23/26	* at #14/14 Kansas		4:36	0-3	0-2	0-0	0-0	0	2	0	0	0	0	0
2/28/26	*** COLORADO**		**4:32**	**0-0**	**0-0**	**0-2**	**0-0**	**0**	**0**	**0**	**1**	**1**	**0**	**0**
3/4/26	*** BAYLOR**	**DNP – Coach's Decision**												
3/7/26	* at Oklahoma State		0:53	0-0	0-0	0-0	0-0	0	0	0	0	0	0	0
3/12/26	vs. rv/rv (10) BYU		2:10	0-0	0-0	0-0	0-0	0	0	0	0	0	0	0
3/13/26	vs. #14/16 (3) Kansas		5:56	0-0	0-0	0-0	0-1	1	0	0	0	0	0	0
3/14/26	vs. #2/2 (1) Arizona	DNP – Coach's Decision												
3/19/26	vs. (15) Idaho		3:05	0-0	0-0	0-0	0-0	0	0	0	0	0	1	0
3/21/26	vs. (10) Texas A&M		3:58	0-1	0-1	0-0	0-1	1	0	0	0	0	0	0
3/26/26	vs. #13/12 (3) Illinois		––	––	––	––	––	––	––	––	––	––	––	––

CAREER STATISTICS

Year	W-L	GP-GS	MP	FG-FGA	Pct	3P-A	Pct	FT-FTA	Pct	Off-Def	Reb – Avg	PF-DQ	Ast	TO	Blk	Stl	Pts – Avg
2025-26	27-5	32-0	443	36-129	.279	23-85	.271	19-31	.613	17-48	65 – 2.0	38-0	17	10	8	19	114 – 3.6
Totals	**27-5**	**32-0**	**443**	**36-129**	**.279**	**23-85**	**.271**	**19-31**	**.613**	**17-48**	**65 – 2.0**	**38-0**	**17**	**10**	**8**	**19**	**114 – 3.6**

#6 BRYCE JACKSON

Guard

6-6 • 210 • Freshman-HS

Pearland, Texas (Shadow Creek HS)

Integrated Studies

thebjackk_ Brycejack10

CAREER HIGHS

Points
None

Field Goals Made
None

Field Goal Attempts
None

3-Point Field Goals Made
None

3-Point Field Goal Attempts
None

Free Throws Made
None

Free Throw Attempts
None

Rebounds
None

Offensive Rebounds
None

Defensive Rebounds
None

Assists
None

Steals
None

Blocked Shots
None

Minutes Played
None

FRESHMAN (2025-26)
Has not competed.

2025-26 GAME-by-GAME STATISTICS (0-0 • 0-0 Big 12)

Date	Opponent	GS	Min	FG-A	3FG-FGA	FT-FTA	OR-DR	Tot	PF	A	TO	Blk	Stl	Pts
11/3/25	**LEHIGH**	**DNP – Coach's Decision**												
11/8/25	**TOWSON**	**DNP – Coach's Decision**												
11/12/25	**OAKLAND**	**DNP – Coach's Decision**												
11/16/25	vs. #22/25 Auburn	DNP – Coach's Decision												
11/20/25	**RIDER**	**DNP – Coach's Decision**												
11/24/25	vs. Syracuse	DNP – Coach's Decision												
11/25/25	vs. #17/16 Tennessee	DNP – Coach's Decision												
11/26/25	vs. Notre Dame	DNP – Coach's Decision												
12/6/25	vs. Florida State	DNP – Coach's Decision												
12/10/25	**JACKSON STATE**	**DNP – Coach's Decision**												
12/13/25	**NEW ORLEANS**	**DNP – Coach's Decision**												
12/20/25	vs. #14/14 Arkansas	DNP – Coach's Decision												
12/29/25	**MIDDLE TENNESSEE**	**DNP – Coach's Decision**												
1/3/26	* at Cincinnati	DNP – Coach's Decision												
1/6/26	*** #14/14 TEXAS TECH**	**DNP – Coach's Decision**												
1/10/26	* at Baylor	DNP – Coach's Decision												
1/13/26	*** WEST VIRGINIA**	**DNP – Coach's Decision**												
1/18/26	*** ARIZONA STATE**	**DNP – Coach's Decision**												
1/24/26	* at #12/12 Texas Tech	DNP – Coach's Decision												
1/28/26	* at TCU	DNP – Coach's Decision												
1/31/26	*** CINCINNATI**	**DNP – Coach's Decision**												
2/4/26	*** rv/rv UCF**	**DNP – Coach's Decision**												
2/7/26	* at #16/14 BYU	DNP – Injury												
2/10/26	* at Utah	DNP – Injury												
2/14/26	*** KANSAS STATE**	**DNP – Injury**												
2/16/26	* at #6/6 Iowa State	DNP – Injury												
2/21/26	*** #4/4 ARIZONA**	**DNP – Injury**												
2/23/26	* at #14/14 Kansas	DNP – Injury												
2/28/26	*** COLORADO**	**DNP – Injury**												
3/4/26	*** BAYLOR**	**DNP – Injury**												
3/7/26	* at Oklahoma State	DNP – Injury												
3/12/26	vs. rv/rv (10) BYU	DNP – Injiury												
3/13/26	vs. #14/16 (3) Kansas	DNP – Injury												
3/14/26	vs. #2/2 (1) Arizona	DNP – Injury												
3/19/26	vs. (15) Idaho	DNP – Injury												
3/21/26	vs. (10) Texas A&M	DNP – Injury												
3/26/26	vs. #13/12 (3) Illinois	––	––	––	––	––	––	––	––	––	––	––	––	––

CAREER STATISTICS

Year	W-L	GP-GS	MP	FG-FGA	Pct	3P-A	Pct	FT-FTA	Pct	Off-Def	Reb – Avg	PF-DQ	Ast	TO	Blk	Stl	Pts – Avg
2025-26	0-0	Has not competed															
Totals	**0-0**	**0-0**	**0**	**0-0**	**.000**	**0-0**	**.000**	**0-0**	**.000**	**0-0**	**0 – 00**	**0-0**	**0**	**0**		**0**	**0 – 0.0**

#0 KORDEL JEFFERSON

Guard

6-3 • 195 • r-Sophomore-1L (RS '23-24)

Bogue Chitto, Miss.

James Martin HS [Arlington, Texas]

Integrated Studies

korrdel

CAREER HIGHS

Points
5, vs. (16) SIUE (3/20/25)

Field Goals Made
2, vs. Oakland (11/12/25)
2, vs. (16) SIUE (3/20/25)
2, vs. Jackson State (11/4/24)

Field Goal Attempts
6, vs. (16) SIUE (3/20/25)

3-Point Field Goals Made
1, vs. (16) SIUE (3/20/25)
1, vs. BYU (1/4/25)

3-Point Field Goal Attempts
3, vs. (16) SIUE (3/20/25)
3, vs. BYU (1/4/25)

Free Throws Made
None

Free Throw Attempts
None

Rebounds
2, vs. Jackson State (11/4/24)

Offensive Rebounds
None

Defensive Rebounds
2, vs. Jackson State (11/4/24)

Assists
1, vs. Lehigh (11/3/25)

Steals
1, vs. Utah (1/22/25)

Blocked Shots
1, vs. (16) SIUE (3/20/25)
1, vs. Hofstra (11/22/24)

Minutes Played
8:38, vs. (16) SIUE (3/20/25)

REDSHIRT SOPHOMORE (2025-26)
Made his season debut against Lehigh in season opener in Fertitta Center... Posted a rebound and assist against the Mountain Hawks (11/3)... Scored four points with one rebound in home win over Oakland (11/12).

2025-26 GAME-by-GAME STATISTICS (2-0 • 0-0 Big 12)

Date	Opponent	GS	Min	FG-A	3FG-FGA	FT-FTA	OR-DR	Tot	PF	A	TO	Blk	Stl	Pts
11/3/25	**LEHIGH**		**5:46**	**0-0**	**0-0**	**0-0**	**0-1**	**1**	**1**	**1**	**0**	**0**	**0**	**0**
11/8/25	**TOWSON**	**DNP – Injury**												
11/12/25	**OAKLAND**		**4:50**	**2-5**	**0-2**	**0-0**	**0-1**	**1**	**1**	**0**	**0**	**0**	**0**	**4**
11/16/25	vs. #22/25 Auburn	DNP – Injury												
11/20/25	**RIDER**	**DNP – Injury**												
11/24/25	vs. Syracuse	DNP – Coach's Decision												
11/25/25	vs. #17/16 Tennessee	DNP – Coach's Decision												
11/26/25	vs. Notre Dame		1:09	0-0	0-0	0-0	0-0	0	0	0	0	0	0	0
12/6/25	vs. Florida State	DNP – Injury												
12/10/25	**JACKSON STATE**	**DNP – Injury**												
12/13/25	**NEW ORLEANS**	**DNP – Injury**												
12/20/25	vs. #14/14 Arkansas	DNP – Injury												
12/29/25	**MIDDLE TENNESSEE**	**DNP – Injury**												
1/3/26	* at Cincinnati	DNP – Injury												
1/6/26	*** #14/14 TEXAS TECH**	**DNP – Injury**												
1/10/26	* at Baylor	DNP – Injury												
1/13/26	*** WEST VIRGINIA**	**DNP – Injury**												
1/18/26	*** ARIZONA STATE**	**DNP – Injury**												
1/24/26	* at #12/12 Texas Tech	DNP – Injury												
1/28/26	* at TCU	DNP – Injury												
1/31/26	*** CINCINNATI**	**DNP – Injury**												
2/4/26	*** rv/rv UCF**	**DNP – Injury**												
2/7/26	* at #16/14 BYU	DNP – Injury												
2/10/26	* at Utah	DNP – Injury												
2/14/26	*** KANSAS STATE**	**DNP – Injury**												
2/16/26	* at #6/6 Iowa State	DNP – Injury												
2/21/26	*** #4/4 ARIZONA**	**DNP – Injury**												
2/23/26	* at #14/14 Kansas	DNP – Injury												
2/28/26	*** COLORADO**	**DNP – Injury**												
3/4/26	*** BAYLOR**	**DNP – Injury**												
3/7/26	* at Oklahoma State	DNP – Injury												
3/12/26	vs. rv/rv (10) BYU	DNP – Injury												
3/13/26	vs. #14/16 (3) Kansas	DNP – Injury												
3/14/26	vs. #2/2 (1) Arizona	DNP – Injury												
3/19/26	vs. (15) Idaho	DNP – Injury												
3/21/26	vs. (10) Texas A&M	DNP – Injury												
3/26/26	vs. #13/12 (3) Illinois		––	––	––	––	––	––	––	––	––	––	––	––

CAREER STATISTICS

Year	W-L	GP-GS	MP	FG-FGA	Pct	3P-A	Pct	FT-FTA	Pct	Off-Def	Reb – Avg	PF-DQ	Ast	TO	Blk	Stl	Pts – Avg
2023-24	0-0	Redshirt															
2024-25	16-0	16-0	59	7-21	.333	2-13	.154	0-1	.000	0-3	3 – 0.2	9-0	0	3	2	1	16 – 1.0
2025-26	3-0	3-0	12	2-5	.400	0-2	.000	0-0	.000	0-2	2 – 0.7	3-0	1	1	0	0	4 – 1.3
Totals	**19-0**	**19-0**	**71**	**9-26**	**.346**	**2-15**	**.133**	**0-1**	**.000**	**0-5**	**5 – 0.3**	**12-0**	**1**	**4**	**2**	**1**	**20 – 1.1**

JEFFERSON's 2024-25 GAME-BY-GAME (16-0 • 5-0 Big 12)

Opponent	Date	GS	Min	FG-A	3FG-A	FT-A	Off-Def	Tot	PF	A	TO	Blk	Stl	Pts
JACKSON STATE	**11/4/24**	*	**25:27**	**2-4**	**1-1**	**0-0**	**3-4**	**7**	**2**	**1**	**1**	**3**	**1**	**5**
vs. #11/11 Auburn	11/9/24		31:07	2-4	0-1	6-8	4-3	7	4	0	0	2	2	10
LOUISIANA	**11/13/24**		**17:13**	**1-3**	**0-0**	**0-4**	**4-1**	**5**	**3**	**0**	**1**	**1**	**1**	**2**
rv/– HOFSTRA	**11/22/24**		**16:48**	**6-6**	**2-2**	**3-5**	**3-1**	**4**	**1**	**4**	**0**	**1**	**0**	**17**
vs. #9/9 Alabama	11/26/24		30:58	1-5	0-2	0-1	2-6	8	4	2	2	8	1	2
vs. Notre Dame	11/27/24		10:54	3-5	0-0	0-2	0-3	3	4	1	1	0	1	6
vs. San Diego State	11/30/24		27:50	1-6	0-0	0-0	5-4	9	2	3	2	0	0	2
vs. #11/11 Auburn	11/9/24		31:07	2-4	0-1	6-8	4-3	7	4	0	0	2	2	10
TROY	**12/10/24**	*	**14:08**	**1-3**	**0-0**	**0-0**	**4-2**	**6**	**4**	**0**	**0**	**3**	**0**	**2**
TOLEDO	**12/18/24**	*	**16:10**	**5-6**	**0-0**	**3-3**	**2-1**	**3**	**3**	**1**	**2**	**3**	**2**	**13**
TEXAS A&M-CORPUS CHRISTI	**12/21/24**	*	**23:19**	**2-5**	**0-1**	**1-2**	**3-4**	**7**	**2**	**0**	**1**	**4**	**2**	**5**
* at Oklahoma State	12/30/24	*	19:19	2-6	0-0	0-0	1-1	2	5	2	1	3	0	4
*** BYU**	**1/4/25**	*	**18:27**	**1-1**	**0-0**	**3-4**	**3-2**	**5**	**5**	**0**	**3**	**2**	**0**	**5**
*** TCU**	**1/6/25**	*	**23:32**	**1-3**	**0-0**	**1-2**	**4-2**	**6**	**2**	**2**	**2**	**3**	**1**	**3**
* at Kansas State	1/11/25	*	25:31	5-9	0-1	3-6	5-5	10	3	2	1	2	0	13
*** rv/#25 WEST VIRGINIA**	**1/15/25**	*	**19:56**	**0-1**	**0-0**	**0-0**	**4-1**	**5**	**4**	**0**	**0**	**2**	**2**	**0**
* at UCF	1/18/25	*	12:23	1-2	0-0	0-0	0-2	2	3	0	1	1	0	2
*** UTAH**	**1/21/25**	*	**13:20**	**2-3**	**0-0**	**0-0**	**0-2**	**2**	**5**	**0**	**0**	**2**	**4**	**4**
* at #12/11 Kansas	1/25/25	*	35:37	4-4	0-0	1-2	2-5	7	2	0	1	5	0	9
* at rv/rv West Virginia	1/29/25	*	27:34	5-9	0-1	2-2	3-4	7	4	0	1	1	0	12
*** #22/19 TEXAS TECH**	**2/1/25**	*	**24:18**	**2-5**	**0-0**	**1-4**	**5-3**	**8**	**4**	**1**	**0**	**1**	**1**	**5**
*** OKLAHOMA STATE**	**2/4/25**	*	**24:58**	**2-6**	**0-0**	**3-4**	**4-5**	**9**	**3**	**3**	**3**	**2**	**1**	**7**
* at Colorado	2/8/25	*	28:24	0-2	0-0	0-0	6-4	10	3	0	0	0	0	0
*** rv/rv BAYLOR**	**2/10/25**	*	**27:23**	**3-4**	**0-0**	**0-0**	**5-3**	**8**	**1**	**1**	**0**	**1**	**0**	**6**
* at #13/13 Arizona	2/15/25	*	21:38	4-7	0-0	0-0	1-4	5	4	0	0	1	1	8
* at Arizona State	2/18/25	*	7:41	2-3	0-0	0-0	0-1	1	5	0	2	1	0	4
*** #8/8 IOWA STATE**	**2/22/25**	*	**19:45**	**1-3**	**0-0**	**0-0**	**1-1**	**2**	**4**	**0**	**2**	**1**	**2**	**2**
* at #10/10 Texas Tech	2/24/25	*	20:47	4-5	0-0	0-1	0-3	3	5	2	1	1	1	8
*** CINCINNATI**	**3/1/25**	*	**18:54**	**2-2**	**0-0**	**2-3**	**1-4**	**5**	**1**	**3**	**0**	**2**	**1**	**6**
*** KANSAS**	**3/3/25**		**27:16**	**2-5**	**0-1**	**1-2**	**3-4**	**7**	**1**	**0**	**2**	**2**	**2**	**5**
* at Baylor	3/8/25	*	28:25	1-3	0-0	0-0	1-3	4	2	1	0	2	1	2
vs. (16) Colorado	3/13/25	*	28:19	4-6	0-0	2-4	4-5	9	2	1	0	3	1	10
vs. #17/18 (4) BYU	3/14/25	*	24:04	1-4	0-1	1-2	1-4	5	3	0	1	2	3	3
vs. rv/#24 (3) Arizona	3/15/25	*	17:44	1-1	0-0	0-0	1-5	6	5	0	2	3	1	2
vs. (16) SIUE	3/20/25	*	16:57	0-2	0-0	0-0	2-3	5	1	1	0	1	2	1
vs. #24/23 (8) Gonzaga	3/22/25	*	5-9	0-0	0-0	0-0	6-5	11	1	1	1	2	0	10
vs. #22/22 (4) Purdue	3/28/25	*	15:14	1-2	0-0	1-2	1-2	3	4	1	0	0	1	3
vs. #6/6 (2) Tennessee	3/30/25	*	24:39	3-7	0-0	0-0	4-5	9	1	2	0	0	0	6
vs. #1/1 (1) Duke	3/28/25	*	25:14	2-4	0-0	0-0	5-3	8	3	2	1	4	1	4
vs. #3/3 (1) Florida	4/5/25	*	15:56	2-3	0-0	1-2	2-2	4	5	0	1	0	2	5

JEFFERSON's 2023-24 GAME-BY-GAME (0-0 • 0-0 Big 12)

Opponent	Date	GS	Min	FG-A	3FG-A	FT-A	Off-Def	Tot	PF	A	TO	Blk	Stl	Pts
Sat out as a redshirt and did not compete														

#8 CEDRIC LATH

Center

6-10 • 265 • r-Junior-2L (RS' 22-23)

Abidjan, Ivory Coast (Balboa School [San Diego])

Integrated Studies

ced_lath AguyCedric

CAREER HIGHS

Points
4, vs. New Orleans (12/13/25)
4, vs. Jackson State (11/4/24)

Field Goals Made
2, vs. New Orleans (12/13/25)
2, vs. Jackson State (11/4/24)

Field Goal Attempts
3, vs. Hofstra (11/22/24)
3, vs. Louisiana (11/13/24)
3, vs. Jackson State (11/4/24)

3-Point Field Goals Made
None

3-Point Field Goal Attempts
None

Free Throws Made
2, vs. Kansas State (2/14/26)

Free Throw Attempts
4, vs. Utah (1/22/25)

Rebounds
6, vs. #7/8 (2) Iowa State (3/16/24)

Offensive Rebounds
4, vs. Utah (1/22/25)

Defensive Rebounds
3, vs. #7/8 (2) Iowa State (3/16/24)

Assists
1, vs. Jackson State (12/10/25)
1, vs. Louisiana (11/13/24)

Steals
1, vs. (10) Texas A&M (3/21/26)
1, vs. Jackson State (11/4/24)
1, vs. #14/15 Kansas (3/9/24)

Blocked Shots
3, vs. (16) Longwood (3/24/24)

Minutes Played
21:01, vs. #7/8 (2) Iowa State (3/16/24)

REDSHIRT JUNIOR (2025-26)

Made his season debut in home win over Towson in Fertitta Center... Played five minutes against the Tigers (11/8)... Grabbed four rebounds, including three offensive boards, and scored two points with an assist in home win over Jackson State (12/10)... Snared two offensive rebounds and scored four points with a blocked shot in home win over New Orleans (12/13)... Drained a pair of free throws and grabbed two rebounds in home win over Kansas State (2/14). **NCAA Tournament:** Recorded a steal in Second-Round win over (10) Texas A&M)(3/21/26).

2025-26 GAME-by-GAME STATISTICS (19-2 • 8-2 Big 12)

Date	Opponent	GS	Min	FG-A	3FG-FGA	FT-FTA	OR-DR	Tot	PF	A	TO	Blk	Stl	Pts
11/3/25	**LEHIGH**	**DNP – Coach's Decision**												
11/8/25	**TOWSON**		**5:53**	**0-0**	**0-0**	**0-0**	**0-0**	**0**	**1**	**0**	**0**	**0**	**0**	**0**
11/12/25	**OAKLAND**		**3:36**	**0-0**	**0-0**	**1-0**	**1**	**1**	**0**	**0**	**0**	**0**	**0**	**0**
11/16/25	vs. #22/25 Auburn	DNP – Coach's Decision												
11/20/25	**RIDER**		**4:33**	**0-0**	**0-0**	**0-0**	**0-0**	**0**	**0**	**0**	**0**	**0**	**0**	**0**
11/24/25	vs. Syracuse	DNP – Coach's Decision												
11/25/25	vs. #17/16 Tennessee	DNP – Coach's Decision												
11/26/25	vs. Notre Dame		8:16	0-0	0-0	0-0	0-0	0	0	0	0	0	0	0
12/6/25	vs. Florida State	DNP – Coach's Decision												
12/10/25	**JACKSON STATE**		**5:43**	**1-1**	**0-0**	**0-0**	**3-1**	**4**	**1**	**1**	**0**	**0**	**0**	**2**
12/13/25	**NEW ORLEANS**		**17:24**	**2-2**	**0-0**	**0-0**	**2-0**	**2**	**3**	**0**	**0**	**1**	**0**	**4**
12/20/25	vs. #14/14 Arkansas		9:15	0-0	0-0	0-0	1-1	2	4	0	1	1	0	0
12/29/25	**MIDDLE TENNESSEE**		**0:36**	**0-0**	**0-0**	**0-0**	**0-0**	**0**	**0**	**0**	**0**	**0**	**0**	**0**
1/3/26	* at Cincinnati	DNP – Coach's Decision												
1/6/26	*** #14/14 TEXAS TECH**	**DNP – Coach's Decision**												
1/10/26	* at Baylor		1:19	0-0	0-0	0-0	0-0	0	0	0	0	0	0	0
1/13/26	*** WEST VIRGINIA**		**0:57**	**0-0**	**0-0**	**0-0**	**0-0**	**0**	**0**	**0**	**0**	**0**	**0**	**0**
1/18/26	*** ARIZONA STATE**		**0:43**	**0-0**	**0-0**	**0-0**	**0-0**	**0**	**0**	**0**	**0**	**0**	**0**	**0**
1/24/26	* at #12/12 Texas Tech	DNP – Coach's Decision												
1/28/26	* at TCU	DNP – Coach's Decision												
1/31/26	*** CINCINNATI**		**1:29**	**0-0**	**0-0**	**0-0**	**0-0**	**0**	**0**	**0**	**0**	**0**	**0**	**0**
2/4/26	*** rv/rv UCF**		**1:58**	**0-0**	**0-0**	**0-0**	**0-0**	**0**	**2**	**0**	**0**	**0**	**0**	**0**
2/7/26	* at #16/14 BYU	DNP – Coach's Decision												
2/10/26	* at Utah		1:43	1-1	0-0	0-0	0-0	0	0	0	0	0	0	2
2/14/26	*** KANSAS STATE**		**6:25**	**0-0**	**0-0**	**2-2**	**1-1**	**2**	**1**	**0**	**0**	**0**	**0**	**2**
2/16/26	* at #6/6 Iowa State		0:11	0-0	0-0	0-0	0-0	0	0	0	0	0	0	0
2/21/26	*** #4/4 ARIZONA**		**1:47**	**0-0**	**0-0**	**0-0**	**0-0**	**0**	**1**	**0**	**0**	**0**	**0**	**0**
2/23/26	* at #14/14 Kansas	DNP – Coach's Decision												
2/28/26	*** COLORADO**		**3:31**	**0-1**	**0-0**	**0-0**	**0-1**	**1**	**0**	**0**	**0**	**0**	**0**	**0**
3/4/26	*** BAYLOR**	**DNP – Coach's Decision**												
3/7/26	* at Oklahoma State	DNP – Coach's Decision												
3/12/26	vs. rv/rv (10) BYU	DNP – Coach's Decision												
3/13/26	vs. #14/16 (3) Kansas		2:28	0-0	0-0	0-0	0-1	1	0	0	0	0	0	0
3/14/26	vs. #2/2 (1) Arizona	DNP – Coach's Decision												
3/19/26	vs. (15) Idaho		3:05	0-1	0-0	0-0	0-1	1	1	0	0	0	0	0
3/21/26	vs. (10) Texas A&M		1:31	0-0	0-0	0-0	0-0	0	0	0	0	0	1	0
3/26/26	vs. #13/12 (3) Illinois		––	––	––	––	––	––	––	––	––	––	––	––

CAREER STATISTICS

Year	W-L	GP-GS	MP	FG-FGA	Pct	3P-A	Pct	FT-FTA	Pct	Off-Def	Reb – Avg	PF-DQ	Ast	TO	Blk	Stl	Pts – Avg
2022-23	0-0	Redshirt															
2023-24	23-2	25-0	139	2-7	.286	0-0	.000	1-5	.200	13-7	20 – 0.8	22-0	0	5	8	1	5 – 0.2
2024-25	19-1	20-0	112	5-11	.455	0-0	.000	3-11	.273	19-6	25 – 1.3	20-0	1	3	6	1	13 – 0.7
2025-26	19-2	21-0	82	4-6	.667	0-0	.000	2-2	1.000	8-6	14 – 0.7	15-0	1	1	2	1	10 – 0.5
Totals	**61-5**	**66-0**	**334**	**11-24**	**.458**	**0-0**	**.000**	**6-18**	**.333**	**40-19**	**59 – 0.9**	**57-0**	**2**	**9**	**16**	**3**	**28 – 0.4**

LATH's 2024-25 GAME-BY-GAME (19-1 • 8-0 Big 12)

Opponent	GS	Min	FG-A	3FG-A	FT-A	O-D-T	PF	A	TO	Blk	Stl	Pts
JACKSON STATE		**16:12**	**2-3**	**0-0**	**0-0**	**3-0-3**	**2**	**0**	**0**	**0**	**0**	**4**
vs. #11/11 Auburn		DNP – Coach's Decision										
LOUISIANA		**10:10**	**1-3**	**0-0**	**0-1**	**3-2-5**	**1**	**1**	**0**	**0**	**0**	**2**
rv/– HOFSTRA		**8:27**	**1-3**	**0-0**	**0-0**	**0-0-0**	**0**	**0**	**0**	**1**	**0**	**2**
vs. #9/9 Alabama		DNP – Coach's Decision										
vs. Notre Dame		2:47	0-0	0-0	0-0	0-0-0	1	0	0	0	0	0
vs. San Diego State		0:01	0-0	0-0	0-0	0-0-0	0	0	0	0	0	0
BUTLER		**1:43**	**0-0**	**0-0**	**0-0**	**0-0-0**	**0**	**0**	**0**	**0**	**0**	**0**
TROY		**2:20**	**0-0**	**0-0**	**0-0**	**0-0-0**	**0**	**0**	**0**	**0**	**0**	**0**
TOLEDO		**9:10**	**1-1**	**0-0**	**0-2**	**3-0-3**	**4**	**0**	**0**	**0**	**0**	**2**
TEXAS A&M-CORPUS CHRISTI		**12:12**	**0-0**	**0-0**	**1-2**	**1-1-2**	**1**	**0**	**0**	**0**	**0**	**1**
* at Oklahoma State		1:16	0-0	0-0	0-0	0-0-0	1	0	0	0	0	0
*** BYU**		**4:12**	**0-0**	**0-0**	**0-0**	**0-0-0**	**2**	**0**	**0**	**1**	**0**	
*** TCU**		**1:32**	**0-0**	**0-0**	**0-0**	**0-0-0**	**0**	**0**	**0**	**0**	**0**	**0**
* at Kansas State		3:16	0-0	0-0	0-0	1-1-2	1	0	0	0	0	0
*** rv/#25 WEST VIRGINIA**		**DNP – Coach's Decision**										
* at UCF		DNP – Coach's Decision										
*** UTAH**		**13:45**	**0-0**	**0-0**	**1-4**	**4-1-5**	**2**	**0**	**1**	**2**	**0**	**1**
* at #12/11 Kansas		DNP – Coach's Decision										
* at rv/rv West Virginia		DNP – Coach's Decision										
*** #22/19 TEXAS TECH**		**DNP – Coach's Decision**										
*** OKLAHOMA STATE**		**8:06**	**0-0**	**0-0**	**0-0**	**1-0-1**	**2**	**0**	**0**	**0**	**0**	**0**
* at Colorado		4:52	0-0	0-0	0-0	0-1-1	0	0	0	0	0	0
*** rv/rv BAYLOR**		**DNP – Coach's Decision**										
* at #13/13 Arizona		DNP – Coach's Decision										
* at Arizona State		2:30	0-0	0-0	0-0	0-0-0	1	0	0	0	0	0
*** #8/8 IOWA STATE**		**DNP – Coach's Decision**										
* at #10/10 Texas Tech		DNP – Coach's Decision										
*** CINCINNATI**		**DNP – Coach's Decision**										
*** KANSAS**		**DNP – Coach's Decision**										
* at Baylor		DNP – Coach's Decision										
vs. (16) Colorado		DNP – Coach's Decision										
vs. #17/18 (4) BYU		1:37	0-0	0-0	0-0	0-0-0	1	0	1	0	0	0
vs. rv/#24 (3) Arizona		DNP – Coach's Decision										
vs. (16) SIUE		7:52	0-1	0-0	1-2	3-0-3	1	1	0	0	1	0
vs. #24/23 (8) Gonzaga		DNP – Coach's Decision										
vs. #22/22 (4) Purdue		DNP – Coach's Decision										
vs. #2/2 (6) Tennessee		0:07	0-0	0-0	0-0	0-0-0	0	0	0	0	0	0
vs. #1/1 (1) Duke		DNP – Coach's Decision										
vs. #3/3 (1) Florida		DNP – Coach's Decision										

LATH's 2023-24 GAME-BY-GAME (23-2 • 9-0 Big 12)

Opponent	GS	Min	FG-A	3FG-A	FT-A	O-D-T	PF	A	TO	Blk	Stl	Pts
ULM		**2:58**	**0-0**	**0-0**	**0-0**	**0-0-0**	**1**	**0**	**0**	**0**	**0**	**0**
TEXAS A&M-CORPUS CHRISTI		**2:47**	**0-1**	**0-0**	**0-0**	**1-0-1**	**0**	**0**	**1**	**0**	**0**	**0**
STETSON		**2:19**	**0-0**	**0-0**	**0-0**	**0-0-0**	**0**	**0**	**0**	**0**	**0**	**0**
vs. Towson		1:37	0-0	0-0	0-0	0-0-0	0	0	0	0	0	0
vs. Utah		DNP – Coach's Decision										
vs. Dayton		1:38	0-0	0-0	0-0	0-0-0	0	0	0	0	0	0
MONTANA		**2:47**	**0-0**	**0-0**	**0-0**	**1-0-1**	**0**	**0**	**0**	**0**	**0**	**0**
at Xavier		DNP – Coach's Decision										
RICE		**4:43**	**0-1**	**0-0**	**0-0**	**2-0-2**	**4**	**0**	**1**	**0**	**0**	**0**
JACKSON STATE		**3:08**	**0-1**	**0-0**	**0-0**	**0-0-0**	**1**	**0**	**0**	**0**	**0**	**0**
vs. rv/rv Texas A&M		DNP – Coach's Decision										
TEXAS STATE		**2:52**	**0-0**	**0-0**	**0-0**	**0-0-0**	**0**	**0**	**0**	**1**	**0**	**0**
PENN		**3:52**	**0-0**	**0-0**	**1-2**	**1-0-1**	**0**	**0**	**0**	**0**	**0**	**1**
*** WEST VIRGINIA**		**2:34**	**0-0**	**0-0**	**0-0**	**0-0-0**	**1**	**0**	**0**	**0**	**0**	**0**
* at rv/rv Iowa State		DNP – Coach's Decision										
* at rv/rv TCU		DNP – Coach's Decision										
*** #25/25 TEXAS TECH**		**1:16**	**1-1**	**0-0**	**0-0**	**1-0-1**	**0**	**0**	**0**	**0**	**0**	**0**
*** UCF**		**2:41**	**0-0**	**0-0**	**0-0**	**0-0-0**	**1**	**0**	**0**	**0**	**0**	**0**
* at #21/19 BYU		DNP – Coach's Decision										
*** rv/rv KANSAS STATE**		**2:28**	**0-0**	**0-0**	**0-0**	**0-0-0**	**1**	**0**	**0**	**0**	**0**	**0**
* at rv/rv Texas		DNP – Coach's Decision										
* at #8/9 Kansas		DNP – Coach's Decision										
*** OKLAHOMA STATE**		**4:21**	**0-0**	**0-0**	**0-0**	**1-0-1**	**1**	**0**	**1**	**0**	**0**	**0**
* at Cincinnati		DNP – Coach's Decision										
*** rv/– TEXAS**		**1:34**	**0-0**	**0-0**	**0-0**	**0-0-0**	**0**	**0**	**0**	**0**	**0**	**0**
*** #6/6 IOWA STATE**		**DNP – Coach's Decision**										
* at #11/11 Baylor		DNP – Coach's Decision										
*** CINCINNATI**		**DNP – Coach's Decision**										
* at rv/rv Oklahoma		10:14	0-0	0-0	0-0	0-2-2	0	0	0	1	0	0
* at UCF		4:02	0-0	0-0	0-0	0-0-0	0	0	0	0	0	0
*** #14/15 KANSAS**		**17:57**	**0-0**	**0-0**	**0-0**	**1-0-1**	**3**	**0**	**1**	**1**	**1**	**0**
vs. (8) TCU		8:56	0-1	0-0	0-0	1-1-2	2	0	0	1	0	0
vs. #25/23 (4) Texas Tech		7:26	1-1	0-0	0-1	0-0-0	3	0	0	1	0	2
vs. #7/8 (2) Iowa State		21:01	0-1	0-0	0-0	3-3-6	0	0	0	0	0	0
vs. (16) Longwood		16:02	0-0	0-0	0-2	1-0-1	0	0	1	3	0	0
vs. (9) Texas A&M		8:07	0-0	0-0	0-0	0-1-1	1	0	0	0	0	0
vs. #13/14 (4) Duke		1:56	0-0	0-0	0-0	0-0-2	0	0	0	0	0	0

LATH's 2022-23 GAME-BY-GAME (0-0 • 0-0 Big 12)

Opponent	GS	Min	FG-A	3FG-A	FT-A	O-D-T	PF	A	TO	Blk	Stl	Pts

Sat out as a redshirt and did not compete in any games

#24 CHASE McCARTY

Forward

6-5 • 215 • r-Freshman-RS (RS '24-25)

Madison, Ala. (IMG Academy [Fla.])

Undeclared Major

chase___mccarty Chasemccarty21

CAREER HIGHS

Points
20, at Oklahoma State (3/7/26)

Field Goals Made
7, at Oklahoma State (3/7/26)

Field Goal Attempts
10, at Oklahoma State (3/7/26)

3-Point Field Goals Made
6, at Oklahoma State (3/7/26)

3-Point Field Goal Attempts
9, at Oklahoma State (3/7/26)

Free Throws Made
4, vs. New Orleans (12/13/25)

Free Throw Attempts
5, vs. New Orleans (12/13/25)

Rebounds
7, at #14/14 Kansas (2/23/26)
7, vs. Jackson State (12/10/25)

Offensive Rebounds
5, at Baylor (1/10/26)

Defensive Rebounds
5, at #14/14 Kansas (2/23/26)

Assists
1, done five times; Most recently at Baylor (1/10/26)

Steals
2, at #14/14 Kansas (2/23/26)
2, vs. Rider (11/20/25)

Blocked Shots
1, done 10 times; Most recently vs. (10) Texas A&M (3/21/26)

Minutes Played
26:12, vs. Rider (11/20/25)

REDSHIRT FRESHMAN (2025-26)

Made his collegiate debut against Lehigh in season opener in Fertitta Center... Recorded four points with four rebounds in win over Mountain Hawks (11/3). .. Drained two 3-pointers, including a buzzer beater before halftime, with six rebounds, including a game-high four offensive boards, and two steals in home win over Rider (11/20)... Led Houston with seven rebounds, including four offensive boards, and scored three points in home win over Jackson State (12/10)... Tied for team lead with 15 points on 4-of-5 shooting from the field, including 3-of-4 from the arc in home win over New Orleans... Also grabbed five rebounds, including two offensive boards, with an assist and blocked shots in win over Privateers (12/13)... Grabbed six rebounds, including five offensive boards, in road win at Baylor (1/10)... Posted seven rebounds with two offensive boards and added two steals at #14/14 Kansas (2/23)... Scored 10 points on 3-of-5 shooting, including 2-of-3 from the arc, and grabbed four rebounds with a blocked shot in home win over Colorado (2/28).... Led all players with 20 points, thanks to 7-of-10 shooting from the field, including 6-of-9 from the arc in road win at Oklahoma State.. Also grabbed four rebounds against the Cowboys (3/7). **Phillips 66 Big 12 Tournament:** Drained his lone 3-pointer of the night to give Houston a 6-point lead against rv/rv (10) BYU with just over three minutes left in Quarterfinals... Added six rebounds and a steal against the Cougars (3/12)... Scored 10 points with a pair of 3-pointers in Championship Game against #2/2 (1) Arizona (3/14). **NCAA Tournament:** Scored six points with five rebounds and blocked a shot in Second-Round win over (10) Texas A&M (3/21).

2025-26 GAME-by-GAME STATISTICS (28-6 • 12-4 Big 12)

Date	Opponent	GS	Min	FG-A	3FG-FGA	FT-FTA	OR-DR	Tot	PF	A	TO	Blk	Stl	Pts
11/3/25	**LEHIGH**		**10:44**	**1-3**	**0-2**	**2-2**	**0-4**	**4**	**0**	**0**	**0**	**0**	**1**	**4**
11/8/25	**TOWSON**		**15:26**	**1-3**	**1-3**	**0-0**	**1-0**	**1**	**1**	**1**	**0**	**1**	**1**	**3**
11/12/25	**OAKLAND**		**11:40**	**0-4**	**0-3**	**0-0**	**1-1**	**2**	**2**	**0**	**1**	**0**	**1**	**0**
11/16/25	vs. #22/25 Auburn		7:49	0-4	0-4	0-0	0-1	1	3	0	0	0	0	0
11/20/25	**RIDER**		**26:12**	**3-9**	**2-6**	**0-0**	**4-2**	**6**	**2**	**1**	**1**	**1**	**2**	**8**
11/24/25	vs. Syracuse		7:44	1-2	1-2	0-0	0-0	0	2	0	0	0	0	3
11/25/25	vs. #17/16 Tennessee		8:37	2-3	2-3	0-0	0-0	0	0	0	0	0	0	6
11/26/25	vs. Notre Dame		3:32	0-2	0-2	0-0	0-1	1	0	0	0	0	0	0
12/6/25	vs. Florida State		14:32	0-2	0-2	0-0	1-2	3	1	1	0	0	0	0
12/10/25	**JACKSON STATE**		**17:54**	**1-6**	**0-4**	**1-2**	**4-3**	**7**	**1**	**0**	**0**	**0**	**1**	**3**
12/13/25	**NEW ORLEANS**		**14:15**	**4-5**	**3-4**	**4-5**	**2-3**	**5**	**3**	**1**	**1**	**1**	**0**	**15**
12/20/25	vs. #14/14 Arkansas		5:48	1-1	1-1	0-0	0-0	0	0	0	1	0	0	3
12/29/25	**MIDDLE TENNESSEE**		**4:29**	**0-1**	**0-1**	**0-0**	**0-1**	**1**	**1**	**0**	**0**	**0**	**0**	**0**
1/3/26	* at Cincinnati		3:53	1-1	1-1	0-0	0-0	0	2	0	0	0	0	3
1/6/26	*** #14/14 TEXAS TECH**		**9:13**	**0-0**	**0-0**	**0-0**	**0-2**	**2**	**2**	**0**	**0**	**1**	**1**	**0**
1/10/26	* at Baylor		13:42	0-5	0-5	0-0	5-1	6	1	1	0	0	0	0
1/13/26	*** WEST VIRGINIA**		**10:56**	**1-4**	**1-4**	**2-2**	**0-1**	**1**	**1**	**0**	**0**	**1**	**1**	**5**
1/18/26	*** ARIZONA STATE**		**11:31**	**1-2**	**1-2**	**2-2**	**1-1**	**2**	**4**	**0**	**1**	**0**	**0**	**5**
1/24/26	* at #12/12 Texas Tech		8:13	2-3	2-3	0-0	0-0	0	2	0	0	0	0	6
1/28/26	* at TCU		1:29	1-1	1-1	0-0	0-1	1	0	0	0	0	0	0
1/31/26	*** CINCINNATI**	**DNP – Injury**												
2/4/26	*** rv/rv UCF**		**1:53**	**0-1**	**0-1**	**0-0**	**0-0**	**0**	**0**	**0**	**0**	**0**	**0**	**0**
2/7/26	* at #16/14 BYU	DNP – Coach's Decision												
2/10/26	* at Utah		10:19	1-2	0-1	0-0	1-1	2	1	0	0	1	0	2
2/14/26	*** KANSAS STATE**		**14:18**	**2-2**	**0-0**	**0-0**	**1-1**	**2**	**2**	**0**	**1**	**1**	**0**	**4**
2/16/26	* at #6/6 Iowa State		7:54	0-1	0-1	0-0	0-1	1	1	0	0	0	0	0
2/21/26	*** #4/4 ARIZONA**		**6:20**	**1-3**	**1-3**	**0-0**	**0-0**	**0**	**0**	**0**	**0**	**0**	**0**	**3**
2/23/26	* at #14/14 Kansas		20:55	1-2	0-1	0-0	2-5	7	1	0	0	0	2	2
2/28/26	*** COLORADO**		**22:53**	**3-5**	**2-3**	**2-2**	**2-2**	**4**	**2**	**0**	**0**	**1**	**0**	**10**
3/4/26	*** BAYLOR**		**15:13**	**2-4**	**1-2**	**1-1**	**2-1**	**3**	**1**	**0**	**0**	**1**	**0**	**6**
3/7/26	* at Oklahoma State		22:04	7-10	6-9	0-0	1-3	4	2	0	0	0	0	20
3/12/26	vs. rv/rv (10) BYU		22:48	1-4	1-3	0-0	2-4	6	0	0	0	0	1	3
3/13/26	vs. #14/16 (3) Kansas		9:27	0-0	0-0	0-0	0-3	3	2	0	0	1	1	0
3/14/26	vs. #2/2 (1) Arizona		18:55	3-6	2-4	2-2	1-0	1	1	0	0	0	0	10
3/19/26	vs. (15) Idaho		15:25	1-2	0-1	0-0	0-3	3	2	0	0	0	0	2
3/21/26	vs. (10) Texas A&M		12:35	2-5	2-5	0-0	2-3	5	1	0	0	1	0	6
3/26/26	vs. #13/12 (3) Illinois		––	––	––	––	––	––	––	––	––	––	––	––

CAREER STATISTICS

Year	W-L	GP-GS	MP	FG-FGA	Pct	3P-A	Pct	FT-FTA	Pct	Off-Def	Reb – Avg	PF-DQ	Ast	TO	Blk	Stl	Pts – Avg
2024-25	0-0	Redshirt															
2025-26	28-6	34-0	411	44-108	.407	31-88	.352	16-18	.889	34-51	85 – 2.5	44-0	5	7	10	12	135 – 4.0
Totals	**28-6**	**34-0**	**411**	**44-108**	**.407**	**31-88**	**.352**	**16-18**	**.889**	**34-51**	**85 – 2.5**	**44-0**	**5**	**7**	**10**	**12**	**135 – 4.0**

#13 JACOB McFARLAND

Center

6-11 • 225 • r-Sophomore-SQ (RS' 23-24)

Moreno Valley, Calif. (Rancho Verde HS)

Integrated Studies

jacobmcfar1and

CAREER HIGHS

Points
None

Field Goals Made
None

Field Goal Attempts
1, vs. New Orleans (12/13/25)

3-Point Field Goals Made
None

3-Point Field Goal Attempts
None

Free Throws Made
None

Free Throw Attempts
1, vs. Jackson State (12/10/25)

Rebounds
2, vs. Jackson State (12/10/25)

Offensive Rebounds
1, vs. Jackson State (12/10/25)

Defensive Rebounds
1, vs. New Orleans (12/13/25)
1, vs. Jackson State (12/10/25)

Assists
None

Steals
1, vs. Jackson State (12/10/25)

Blocked Shots
None

Minutes Played
4:26, vs. Jackson State (12/10/25)

REDSHIRT SOPHOMORE (2025-26)

Made his collegiate debut vs. Jackson State inside Fertitta Center... Grabbed two rebounds, including one offensive, and added a steal against the Tigers (12/10).

2025-26 GAME-by-GAME STATISTICS (4-0 • 0-0 Big 12)

Date	Opponent	GS	Min	FG-A	3FG-FGA	FT-FTA	OR-DR	Tot	PF	A	TO	Blk	Stl	Pts
11/3/25	**LEHIGH**	**DNP – Injury**												
11/8/25	**TOWSON**	**DNP – Injury**												
11/12/25	**OAKLAND**	**DNP – Injury**												
11/16/25	vs. #22/25 Auburn	DNP – Injury												
11/20/25	**RIDER**	**DNP – Injury**												
11/24/25	vs. Syracuse	DNP – Injury												
11/25/25	vs. #17/16 Tennessee	DNP – Injury												
11/26/25	vs. Notre Dame	DNP – Injury												
12/6/25	vs. Florida State	DNP – Injury												
12/10/25	**JACKSON STATE**		**4:26**	**0-0**	**0-0**	**0-1**	**1-1**	**2**	**1**	**0**	**0**	**0**	**1**	**0**
12/13/25	**NEW ORLEANS**		**3:34**	**0-1**	**0-0**	**0-0**	**0-1**	**1**	**0**	**0**	**0**	**0**	**0**	**0**
12/20/25	vs. #14/14 Arkansas	DNP – Coach's Decision												
12/29/25	**MIDDLE TENNESSEE**	**DNP – Coach's Decision**												
1/3/26	* at Cincinnati	DNP – Coach's Decision												
1/6/26	*** #14/14 TEXAS TECH**	**DNP – Coach's Decision**												
1/10/26	* at Baylor	DNP – Coach's Decision												
1/13/26	*** WEST VIRGINIA**	**DNP – Coach's Decision**												
1/18/26	*** ARIZONA STATE**	**DNP – Coach's Decision**												
1/24/26	* at #12/12 Texas Tech	DNP – Coach's Decision												
1/28/26	* at TCU	DNP – Coach's Decision												
1/31/26	*** CINCINNATI**	**DNP – Coach's Decision**												
2/4/26	*** rv/rv UCF**	**DNP – Coach's Decision**												
2/7/26	* at #16/14 BYU	DNP – Coach's Decision												
2/10/26	* at Utah	DNP – Coach's Decision												
2/14/26	*** KANSAS STATE**	**DNP – Coach's Decision**												
2/16/26	* at #6/6 Iowa State	DNP – Coach's Decision												
2/21/26	*** #4/4 ARIZONA**	**DNP – Coach's Decision**												
2/23/26	* at #14/14 Kansas	DNP – Coach's Decision												
2/28/26	*** COLORADO**		**1:28**	**0-0**	**0-0**	**0-0**	**0-0**	**0**	**0**	**0**	**0**	**0**	**0**	**0**
3/4/26	*** BAYLOR**	**DNP – Coach's Decision**												
3/7/26	* at Oklahoma State	DNP – Coach's Decision												
3/12/26	vs. rv/rv (10) BYU	DNP – Coach's Decision												
3/13/26	vs. #1416 (3) Kansas	DNP – Coach's Decisiion												
3/14/26	vs. #2/2 (1) Arizona	DNP – Coach's Decision												
3/19/26	vs. (15) Idaho	DNP – Coach's Decision												
3/21/26	vs. (10) Texas A&M		1:31	0-0	0-0	0-0	0-0	0	0	0	0	0	0	0
3/26/26	vs. #13/12 (3) Illinois		––	––	––	––	––	––	––	––	––	––	––	––

CAREER STATISTICS

Year	W-L	GP-GS	MP	FG-FGA	Pct	3P-A	Pct	FT-FTA	Pct	Off-Def	Reb – Avg	PF-DQ	Ast	TO	Blk	Stl	Pts – Avg
2023-24	0-0	Redshirt															
2024-25	0-0	Did not compete due to injury															
2025-26	4-0	4-0	11	0-1	.000	0-0	.000	0-1	.000	1-2	3 – 0.8	1-0	0	0	0	1	0 – 0.0
Totals	**4-0**	**4-0**	**11**	**0-1**	**.000**	**0-0**	**.000**	**0-1**	**.000**	**1-2**	**3 – 0.8**	**1-0**	**0**	**0**	**0**	**1**	**0 – 0.0**

#25 MERCY MILLER

Guard

6-4 • 200 • Sophomore-1L

Los Angeles, Calif. (Notre Dame HS)

Integrated Studies

mercymiller mercymiller25

CAREER HIGHS

Points
15, vs. New Orleans (12/13/25)

Field Goals Made
6, vs. Rider (11/20/25)

Field Goal Attempts
10, vs. Rider (11/20/25)

3-Point Field Goals Made
2, vs. (15) Idaho (3/19/26)
2, vs. #2/2 (1) Arizona (3/14/26)

3-Point Field Goal Attempts
5, vs. (10) Texas A&M (3/21/26)
5, vs. Colorado (2/28/26)
5, vs. Texas A&M-Corpus Christi (12/21/24)

Free Throws Made
7, vs. Utah (1/22/25)

Free Throw Attempts
8, vs. Utah (1/22/25)

Rebounds
9, vs. Hofstra (11/22/24)

Offensive Rebounds
2, done five times; Most recently vs. #2/2 (1) Arizona (3/14/26)

Defensive Rebounds
8, vs. Hofstra (11/22/24)

Assists
3, vs. (10) Texas A&M (3/21/26)

Steals
4, vs. Colorado (2/28/26)
4, vs. Louisiana (11/13/24)

Blocked Shots
1, done nine times; Most recently vs. #14/16 (3) Kansas (3/13/26)

Minutes Played
25:06, vs. Rider (11/20/25)

HONORS

• **CSC Academic All-District**

SOPHOMORE (2025-26)

Made his season debut against Lehigh in season opener in Fertitta Center... Posted a steal against the Mountain Hawks (11/3)... Finished with seven points, four rebounds and a steal in home win over Oakland (11/12)... Scored 14 points on 6-of-10 shooting and added three steals in home win over Rider (11/20)... Posted four points and grabbed four rebounds, including two offensive boards, in win over Notre Dame during final day of Players Era Championship inside MGM Grand Garden Arena in Las Vegas (11/26)... Scored nine points and added three rebounds, an assist, steal and block in home win over Jackson State (12/10)... Tied for team lead with 15 points on 5-of-5 shooting from the field and 4-of-4 from the free throw line in home win over New Orleans... Also grabbed a rebound with an assist and two steals against the Privateers (12/13)... Scored nine points on 5-of-7 shooting and grabbed three rebounds with an assist in home win over rv/rv UCF (2/4)... Finished with nine points and five rebounds at #14/14 Kansas (2/23)... Posted 10 points with eight rebounds and four steals in home win over Colorado (2/28)... Recorded seven points with three rebounds in road win at Oklahoma State (3/7). **Phillips 66 Big 12 Tournament:** Scored six points and grabbed two rebounds in Semifinal win over #14/16 (3) Kansas (3/13)... Posted 13 points, thanks to a pair of 3-pointer, and grabbed seven rebounds with an assist in Championship Game against #2/2 (1) Arizona (3/14). **NCAA Tournament:** Scored 10 points with a pair of 3-pointers in First-Round win over (15) Idaho (3/19).... Finished with 12 points and grabbed three rebounds with three assists and a steal in Second-Round win over (10) Texas A&M (3/21).

2025-26 GAME-by-GAME STATISTICS (30-5 • 14-3 Big 12)

Date	Opponent	GS	Min	FG-A	3FG-FGA	FT-FTA	OR-DR	Tot	PF	A	TO	Blk	Stl	Pts
11/3/25	**LEHIGH**		**6:13**	**0-1**	**0-0**	**0-0**	**0-0**	**0**	**0**	**0**	**0**	**0**	**1**	**0**
11/8/25	**TOWSON**		**7:23**	**2-3**	**1-2**	**0-0**	**0-0**	**0**	**1**	**1**	**0**	**0**	**1**	**5**
11/12/25	**OAKLAND**		**18:49**	**3-8**	**1-4**	**0-0**	**2-2**	**4**	**1**	**0**	**0**	**0**	**1**	**7**
11/16/25	vs. #22/25 Auburn		4:33	0-0	0-0	0-0	0-0	0	0	1	0	1	0	0
11/20/25	**RIDER**		**25:06**	**6-10**	**0-1**	**2-2**	**1-1**	**2**	**1**	**1**	**0**	**0**	**3**	**14**
11/24/25	vs. Syracuse		8:04	0-2	0-1	0-1	0-2	2	1	0	0	0	0	0
11/25/25	vs. #17/16 Tennessee		7:52	0-2	0-1	0-0	0-1	1	2	1	0	0	0	0
11/26/25	vs. Notre Dame		13:39	0-3	0-1	4-4	2-2	4	4	1	0	0	0	3
12/6/25	vs. Florida State		6:20	1-2	1-2	0-0	0-0	0	0	1	0	0	0	0
12/10/25	**JACKSON STATE**		**14:20**	**4-9**	**1-3**	**0-0**	**2-1**	**3**	**1**	**1**	**1**	**1**	**1**	**9**
12/13/25	**NEW ORLEANS**		**20:52**	**5-5**	**1-1**	**4-4**	**0-1**	**1**	**2**	**1**	**2**	**0**	**2**	**15**
12/20/25	vs. #14/14 Arkansas		3:06	0-1	0-1	0-0	0-0	0	1	0	0	0	0	0
12/29/25	**MIDDLE TENNESSEE**		**13:17**	**4-6**	**1-2**	**0-1**	**1-1**	**2**	**0**	**2**	**0**	**1**	**0**	**9**
1/3/26	* at Cincinnati		5:56	0-1	0-0	0-0	0-0	0	0	0	0	0	0	0
1/6/26	*** #14/14 TEXAS TECH**		**0:37**	**0-0**	**0-0**	**0-0**	**0-0**	**0**	**1**	**0**	**0**	**0**	**0**	**0**
1/10/26	* at Baylor		7:00	2-2	1-1	0-0	0-0	0	2	0	0	0	1	5
1/13/26	*** WEST VIRGINIA**		**5:20**	**2-2**	**0-0**	**0-1**	**1-0**	**1**	**0**	**0**	**0**	**0**	**0**	**0**
1/18/26	*** ARIZONA STATE**		**6:49**	**2-3**	**0-1**	**0-0**	**1-0**	**1**	**0**	**0**	**0**	**0**	**0**	**4**
1/24/26	* at #12/12 Texas Tech	DNP – Coach's Decision												
1/28/26	* at TCU		0:54	0-0	0-0	0-0	0-0	0	0	0	0	0	0	0
1/31/26	*** CINCINNATI**		**17:39**	**3-4**	**1-1**	**0-0**	**1-2**	**3**	**2**	**0**	**0**	**1**	**1**	**7**
2/4/26	*** rv/rv UCF**		**15:35**	**4-7**	**1-2**	**0-0**	**1-2**	**3**	**2**	**1**	**0**	**0**	**0**	**9**
2/7/26	* at #16/14 BYU		4:23	0-1	0-0	0-0	1-1	2	0	0	0	0	0	0
2/10/26	* at Utah		14:33	2-5	0-1	2-4	1-0	1	3	0	0	1	1	6
2/14/26	*** KANSAS STATE**		**8:42**	**1-4**	**0-1**	**2-2**	**0-1**	**1**	**1**	**1**	**0**	**0**	**1**	**4**
2/16/26	* at #6/6 Iowa State		7:07	1-3	0-1	0-0	0-2	2	1	0	0	0	0	2
2/21/26	*** #4/4 ARIZONA**		**2:43**	**0-0**	**0-0**	**1-2**	**0-0**	**0**	**2**	**0**	**0**	**0**	**0**	**1**
2/23/26	* at #14/14 Kansas		17:21	3-8	1-4	2-2	1-4	5	1	0	1	0	1	9
2/28/26	*** COLORADO**		**22:53**	**2-5**	**1-2**	**5-6**	**1-7**	**8**	**0**	**0**	**0**	**0**	**4**	**10**
3/4/26	*** BAYLOR**		**8:38**	**0-2**	**0-1**	**0-0**	**0-2**	**2**	**0**	**0**	**2**	**0**	**2**	**0**
3/7/26	* at Oklahoma State		17:56	3-4	1-2	0-1	0-3	3	1	0	1	0	0	7
3/12/26	vs. rv/rv (10) BYU		14:29	2-4	0-1	2-2	0-0	0	3	0	1	0	0	6
3/13/26	vs. #16/14 (3) Kansas		23:56	2-3	0-0	2-2	1-1	2	2	1	1	1	0	6
3/14/26	vs. #2/2 (1) Arizona		21:27	5-8	2-2	1-2	2-5	7	1	1	0	0	0	13
3/19/26	vs. (15) Idaho		24:24	4-9	2-3	0-1	0-1	1	2	0	1	0	1	10
3/21/26	vs. (10) Texas A&M		22:29	4-8	1-5	3-4	0-3	3	3	3	0	0	1	12
3/26/26	vs. #13/12 (3) Illinois		––	––	––	––	––	––	––	––	––	––	––	––

CAREER STATISTICS

Year	W-L	GP-GS	MP	FG-FGA	Pct	3P-A	Pct	FT-FTA	Pct	Off-Def	Reb – Avg	PF-DQ	Ast	TO	Blk	Stl	Pts – Avg
2024-25	21-1	22-0	189	16-63	.254	5-28	.179	23-32	.719	10-32	42 – 1.9	19-0	8	8	3	7	60 – 2.7
2025-26	30-5	35-0	420	67-135	.496	17-47	.362	30-41	.732	20-45	65 – 1.9	41-0	17	10	6	22	181 – 5.2
Totals	**51-6**	**57-0**	**610**	**83-198**	**.419**	**22-75**	**.293**	**53-73**	**.726**	**30-77**	**107 – 1.9**	**60-0**	**25**	**18**	**9**	**29**	**241 – 4.2**

MILLER's 2024-25 GAME-BY-GAME (21-1 • 9-0 Big 12)

Opponent	Date	GS	Min	FG-A	3FG-A	FT-A	Off-Def	Tot	PF	A	TO	Blk	Stl	Pts
JACKSON STATE	**11/4/24**		**14:03**	**3-6**	**1-2**	**0-0**	**1-1**	**2**	**0**	**1**	**1**	**0**	**1**	**7**
vs. #11/11 Auburn	11/9/24	DNP – Coach's Decision												
LOUISIANA	**11/13/24**		**21:00**	**4-9**	**1-4**	**3-4**	**0-0**	**0**	**3**	**2**	**1**	**0**	**4**	**12**
rv/– HOFSTRA	**11/22/24**		**22:45**	**2-8**	**0-3**	**0-2**	**1-8**	**9**	**2**	**2**	**0**	**0**	**0**	**4**
vs. #9/9 Alabama	11/26/24		8:25	1-1	0-0	2-2	0-0	0	2	0	0	0	0	4
vs. Notre Dame	11/27/24	DNP – Coach's Decision												
vs. San Diego State	11/30/24	DNP – Coach's Decision												
BUTLER	**12/7/24**		**5:20**	**2-4**	**0-0**	**0-0**	**1-2**	**3**	**0**	**0**	**0**	**0**	**0**	**4**
TROY	**12/10/24**		**6:13**	**1-2**	**1-2**	**0-0**	**0-2**	**2**	**1**	**0**	**1**	**0**	**0**	**3**
TOLEDO	**12/18/24**		**12:56**	**2-6**	**1-2**	**0-0**	**1-3**	**4**	**2**	**0**	**1**	**0**	**1**	**5**
TEXAS A&M-CORPUS CHRISTI	**12/21/24**		**17:37**	**1-6**	**1-5**	**1-2**	**1-4**	**5**	**2**	**1**	**1**	**0**	**0**	**4**
* at Oklahoma State	12/30/24		1:16	0-1	0-0	0-0	0-0	0	0	0	0	0	0	0
*** BYU**	**1/4/25**		**10:42**	**0-2**	**0-1**	**2-2**	**1-1**	**2**	**2**	**1**	**1**	**1**	**0**	**2**
*** TCU**	**1/6/25**		**3:26**	**0-1**	**0-0**	**2-2**	**0-0**	**0**	**0**	**0**	**0**	**1**	**0**	**2**
* at Kansas State	1/11/25		3:37	0-1	0-1	2-2	0-1	1	2	0	1	0	0	2
*** rv/#25 WEST VIRGINIA**	**1/15/25**	**DNP – Coach's Decision**												
* at UCF	1/18/25	DNP – Coach's Decision												
*** UTAH**	**1/21/25**		**18:12**	**0-5**	**0-3**	**7-8**	**2-1**	**3**	**0**	**0**	**0**	**0**	**0**	**7**
* at #12/11 Kansas	1/25/25	DNP – Coach's Decision												
* at rv/rv West Virginia	1/29/25	DNP – Coach's Decision												
*** #22/19 TEXAS TECH**	**2/1/25**	**DNP – Coach's Decision**												
*** OKLAHOMA STATE**	**2/4/25**		**2:55**	**0-1**	**0-0**	**0-0**	**0-0**	**0**	**0**	**0**	**0**	**0**	**0**	**0**
* at Colorado	2/8/25		5:02	0-1	0-1	0-0	0-0	0	0	0	0	0	0	0
*** rv/rv BAYLOR**	**2/10/25**		**3:27**	**0-0**	**0-0**	**0-0**	**0-1**	**1**	**1**	**0**	**0**	**0**	**0**	**0**
* at #13/13 Arizona	2/15/25	DNP – Coach's Decision												
* at Arizona State	2/18/25		2:30	0-1	0-0	0-0	0-0	0	0	0	0	0	0	0
*** #8/8 IOWA STATE**	**2/22/25**	**DNP – Coach's Decision**												
* at #10/10 Texas Tech	2/24/25	DNP – Coach's Decision												
*** CINCINNATI**	**3/1/25**	**DNP – Coach's Decision**												
*** KANSAS**	**3/3/25**	**DNP – Coach's Decision**												
* at Baylor	3/8/25	DNP – Coach's Decision												
vs. (16) Colorado	3/13/25		8:58	0-0	0-0	2-6	0-3	3	1	0	0	1	0	2
vs. #17/18 (4) BYU	3/14/25		4:58	0-2	0-1	0-0	1-1	2	1	0	0	0	0	0
vs. rv/#24 (3) Arizona	3/15/25		1:28	0-0	0-0	0-0	0-0	0	0	0	0	0	0	0
vs. (16) SIUE	3/20/25		14:29	0-6	0-3	2-2	1-4	5	0	1	0	1	1	2
vs. #24/23 (8) Gonzaga	3/22/25	DNP – Coach's Decision												
vs. #22/22 (4) Purdue	3/28/25	DNP – Coach's Decision												
vs. #2/2 (6) Tennessee	3/30/25		0:07	0-0	0-0	0-0	0-0	0	0	0	0	0	0	0
vs. #1/1 (1) Duke	4/5/25	DNP – Coach's Decision												
vs. #3/3 (1) Florida	4/7/25	DNP – Coach's Decision												

#14 KALIFA SAKHO

Center
6-11 • 230 • Graduate-TR
Rouen, France (Sam Houston/Utah State/ South Plains College/Auguste Renoir School)
'24 Sam Houston Graduate in Communication Studies
Post-baccalaureate work in undergraduates studies in 25-26
lifka_skh Kiz224

CAREER HIGHS

Points
22, at Lamar (11/17/24)
9, vs. Colorado (2/28/26)

Field Goals Made
9, vs. Trinity (Texas) (11/21/24)
9, at Lamar (11/17/24)
4, vs. Colorado (2/28/26)

Field Goal Attempts
12, at Lamar (11/17/24)
5, vs. Colorado)2/28/26)

3-Point Field Goals Made
None

3-Point Field Goal Attempts
None

Free Throws Made
4, vs. FJU (1/11/25)
4, vs. Texas Southern (12/7/24)
4, at Lamar (11/17/24)
3, at #16/14 BYU (2/7/26)
3, vs. Florida State (12/6/25)

Free Throw Attempts
7, at Kennesaw State (1/16/25)
7, vs. Texas Southern (12/7/24)
4, vs. #4/4 Arizona (2/21/26)
4, at #16/14 BYU (2/7/26)
4, vs. Florida State (12/6/25)

Rebounds
13, at New Mexico State (1/2/25)
7, vs. Syracuse (11/24/25)
7, vs. Rider (11/20/25)

Offensive Rebounds
7, at New Mexico State (1/2/25)
7, vs. rv/rv UCF (2/4/26)

Defensive Rebounds
6, at New Mexico State (1/2/25)
6, vs. Kansas State (2/14/26)
6, vs. Rider (11/20/25)

Assists
3, at Nevada (11/4/24)
1, vs. Colorado (2/28/26)
1, vs. Arizona State (1/18/26)
1, vs. Rider (11/20/25)

Steals
3, at Tarleton State (11/9/24)
1, done five times; Most recently vs. rv/rv UCF (2/4/26)

Blocked Shots
4, at Middle Tennessee (2/22/25)
2, vs. #4/4 Arizona (2/21/26)
2, vs. Kansas State (2/14/26)
2, at Utah (2/10/26)

Minutes Played
35:11, at UTEP (1/4/25)
16:42, vs. Rider (11/20/25)

Accomplished prior to Houston
2024-25 – Sam Houston
2023-24 – Utah State

GRADUATE (2025-26)

Made his Houston debut against Lehigh in season opener in Fertitta Center... Finished with one point and one rebound against the Mountain Hawks (11/3)... Posted five rebound and added two points in home win over Oakland (11/12)... Grabbed five rebounds, including three offensive boards, and blocked Auburn's potential game-winning shot with just two seconds left in win over #22/25 Auburn during RxBenefits Battleground 2k25 inside Legacy Arena at The BJCC in Birmingham, Ala. (11/16)... Grabbed seven rebounds in home win over Rider (11/20)... Led all players with five offensive rebounds and grabbed seven total boards in win over Syracuse during first day of Players Era Championship inside MGM Grand Garden Arena in Las Vegas (11/24)... Returned to action from knee injury with six points on 3-of-3 shooting in road win at Cincinnati (1/3)... Scored seven points and grabbed seven rebounds with a steal in home win over rv/rv UCF (2/4).. Finished with seven rebounds and four rebounds, including two offensive boards, in road win at #16/14 BYU (2/7)... Scored six points onf 3-of-3 shooting with six rebounds and two blocked shots in home win over Kansas State (2/14)... Totaled nine points on 4-of-5 shooting and snared four rebounds with an assist in home win over Colorado (2/28). **NCAA Tournament:** Grabbed three offensive rebounds in First-Round win over (15) Idaho (3/19)... Led all players with five offensive rebounds and added four points in Second-Round win over (10) Texas A&M (3/21).

2025-26 GAME-by-GAME STATISTICS (27-6 • 14-4 Big 12)

Date	Opponent	GS	Min	FG-A	3FG-FGA	FT-FTA	OR-DR	Tot	PF	A	TO	Blk	Stl	Pts
11/3/25	**LEHIGH**		**8:49**	**0-1**	**0-0**	**1-2**	**1-0**	**1**	**1**	**0**	**0**	**0**	**0**	**1**
11/8/25	**TOWSON**		**2:26**	**0-0**	**0-0**	**0-0**	**0-0**	**0**	**0**	**0**	**0**	**0**	**0**	**0**
11/12/25	**OAKLAND**		**14:54**	**1-1**	**0-0**	**0-0**	**1-4**	**5**	**1**	**0**	**0**	**0**	**0**	**2**
11/16/25	vs. #22/25 Auburn		16:04	0-0	0-0	0-0	3-2	5	3	0	1	1	1	0
11/20/25	**RIDER**		**16:42**	**0-0**	**0-0**	**0-0**	**1-6**	**7**	**3**	**1**	**1**	**0**	**0**	**0**
11/24/25	vs. Syracuse		19:28	1-1	0-0	0-2	5-2	7	1	0	0	0	1	2
11/25/25	vs. #17/16 Tennessee		7:19	0-0	0-0	2-2	0-0	0	1	0	0	1	0	2
11/26/25	vs. Notre Dame		9:37	2-2	0-0	2-2	0-0	0	1	0	0	1	0	6
12/6/25	vs. Florida State		14:50	0-1	0-0	3-4	2-1	3	1	0	1	1	1	3
12/10/25	**JACKSON STATE**		**11:59**	**0-0**	**0-0**	**0-0**	**1-0**	**1**	**2**	**0**	**0**	**1**	**0**	**0**
12/13/25	**NEW ORLEANS**	**DNP – Injury**												
12/20/25	vs. #14/14 Arkansas	DNP – Injury												
12/29/25	**MIDDLE TENNESSEE**	**DNP – Injury**												
1/3/26	* at Cincinnati		12:21	3-3	0-0	0-0	0-1	1	0	0	0	0	0	6
1/6/26	*** #14/14 TEXAS TECH**		**5:49**	**0-0**	**0-0**	**0-0**	**0-1**	**1**	**2**	**0**	**0**	**0**	**0**	**0**
1/10/26	* at Baylor		14:28	2-3	0-0	0-0	2-3	5	2	0	0	1	0	4
1/13/26	*** WEST VIRGINIA**		**10:44**	**0-0**	**0-0**	**0-0**	**1-3**	**4**	**0**	**0**	**1**	**1**	**0**	**0**
1/18/26	*** ARIZONA STATE**		**15:26**	**1-1**	**0-0**	**0-0**	**0-1**	**1**	**2**	**1**	**0**	**1**	**0**	**2**
1/24/26	* at #12/12 Texas Tech		12:20	1-1	0-0	0-0	0-0	0	2	0	1	0	1	2
1/28/26	* at TCU		13:05	1-1	0-0	0-0	0-1	1	4	0	0	0	1	2
1/31/26	*** CINCINNATI**		**14:00**	**0-1**	**0-0**	**0-0**	**1-2**	**3**	**3**	**0**	**0**	**0**	**0**	**0**
2/4/26	*** rv/rv UCF**		**22:33**	**3-3**	**0-0**	**1-2**	**2-5**	**7**	**4**	**0**	**1**	**0**	**1**	**7**
2/7/26	* at #16/14 BYU		16:04	2-2	0-0	3-4	2-2	4	2	0	0	0	0	7
2/10/26	* at Utah		10:08	0-0	0-0	0-0	1-0	1	3	0	1	2	1	0
2/14/26	*** KANSAS STATE**		**18:58**	**3-3**	**0-0**	**0-1**	**3-3**	**6**	**3**	**0**	**3**	**2**	**0**	**6**
2/16/26	* at #6/6 Iowa State		10:50	1-1	0-0	0-0	0-1	1	2	0	0	1	0	2
2/21/26	*** #4/4 ARIZONA**		**20:13**	**0-0**	**0-0**	**2-4**	**1-2**	**3**	**3**	**0**	**1**	**2**	**0**	**2**
2/23/26	* at #14/14 Kansas		12:08	2-3	0-0	0-0	0-0	0	0	0	0	1	0	4
2/28/26	*** COLORADO**		**15:19**	**4-5**	**0-0**	**1-2**	**1-3**	**4**	**1**	**1**	**0**	**0**	**0**	**9**
3/4/26	*** BAYLOR**	*	**9:35**	**0-0**	**0-0**	**0-0**	**1-0**	**1**	**1**	**0**	**1**	**0**	**0**	**0**
3/7/26	* at Oklahoma State		5:29	1-1	0-0	0-0	1-0	1	4	0	1	0	0	2
3/12/26	vs. rv/rv (10) BYU		11:52	2-2	0-0	1-1	1-1	2	0	0	0	1	0	5
3/13/26	vs. #14/16 (3) Kansas		16:21	1-1	0-0	0-0	0-3	3	2	0	0	1	0	2
3/14/26	vs. #2/2 (1) Arizona		14:30	0-1	0-0	0-0	1-1	2	2	0	0	1	0	0
3/19/26	vs. (15) Idaho		12:01	0-0	0-0	0-1	3-0	3	1	0	0	0	0	0
3/21/26	vs. (10) Texas A&M		13:22	2-2	0-0	0-0	5-1	6	0	0	0	1	0	4
3/26/26	vs. #13/12 (3) Illinois		––	––	––	––	––	––	––	––	––	––	––	––

SAKHO's CAREER STATISTICS

Year	W-L	GP-GS	MP	FG-FGA	Pct	3P-A	Pct	FT-FTA	Pct	Off-Def	Reb – Avg	PF-DQ	Ast	TO	Blk	Stl	Pts – Avg
2023-24 (USU)	26-7	33-0	335	35-53	.660	0-0	.000	19-33	.576	32-56	86 – 2.6	53-0	5	12	15	6	89 – 2.7
2024-25 (SH)	13-19	32-32	806	107-162	.660	0-0	.000	40-83	.482	77-125	202 – 6.3	87-3	17	36	46	13	254 – 7.9
2025-26	27-6	33-1	430	33-40	.825	0-0	.000	16-27	.593	40-49	89 – 2.7	57-0	3	13	20	7	82 – 2.5
UH Totals	**27-6**	**33-1**	**430**	**33-40**	**.825**	**0-0**	**.000**	**16-27**	**.593**	**40-49**	**89 – 2.7**	**57-0**	**3**	**13**	**20**	**7**	**82 – 2.5**
SH Totals	**13-19**	**32-32**	**806**	**107-162**	**.660**	**0-0**	**.000**	**40-83**	**.482**	**77-125**	**202 – 6.3**	**87-3**	**17**	**36**	**46**	**13**	**254 – 7.9**
USU Totals	**26-7**	**77-32**	**1,281**	**149-224**	**.665**	**0-0**	**.000**	**67-128**	**.523**	**115-174**	**289 – 3.8**	**156-3**	**23**	**50**	**66**	**22**	**365 – 4.7**
Totals	**66-32**	**98-33**	**1,571**	**175-255**	**.686**	**0-0**	**.000**	**75-143**	**.524**	**141-206**	**347 – 3.5**	**197-3**	**25**	**60**	**81**	**26**	**425 – 4.3**

SAKHO's 2024-25 GAME-BY-GAME (13-19 • 6-12 C-USA) at SAM HOUSTON

Opponent	GS	Min	FG-A	3FG-A	FT-A	O-D-T	PF	A	TO	Blk	Stl	Pts
at Nevada	*	21:13	2-5	0-0	1-3	1-2-3	4	3	1	1	1	5
at Tarleton State	*	19:17	2-6	0-0	0-0	2-1-3	2	0	2	3	3	4
at #12/14 Baylor	*	17:59	1-2	0-0	0-1	2-2-4	5	1	2	0	1	2
at Lamar	*	23:29	9-12	0-0	4-5	1-5-6	3	1	0	2	0	22
TRINITY (Texas)	*	**24:39**	**9-11**	**0-0**	**1-2**	**2-4-6**	**3**	**0**	**1**	**3**	**0**	**19**
vs. Appalachian State	*	23:36	1-3	0-0	1-3	4-1-5	2	0	1	2	0	3
at UNCW	*	16:06	1-6	0-0	1-2	5-1-6	0	0	1	1	0	3
vs. Colgate	*	12:19	2-2	0-0	2-2	1-3-4	0	0	1	0	0	6
at rv/rv Indiana	*	24:52	1-4	0-0	0-0	3-2-5	3	1	1	2	1	2
TEXAS SOUTHERN	*	**24:23**	**2-2**	**0-0**	**4-7**	**3-8-11**	**3**	**0**	**0**	**0**	**0**	**8**
ST. THOMAS (Texas)	*	**10:30**	**0-2**	**0-0**	**0-0**	**0-4-4**	**2**	**0**	**1**	**0**	**1**	**0**
at Pittsburgh	*	20:24	1-2	0-0	1-6	0-2-2	0	0	1	0	0	3
DALLAS	*	**21:51**	**5-6**	**0-0**	**3-6**	**3-4-7**	**0**	**1**	**0**	**0**	**0**	**13**
* at New Mexico State	*	33:42	7-9	0-0	2-5	7-6-13	4	0	1	2	0	16
* at UTEP	*	35:11	5-6	0-0	0-0	2-6-8	2	1	2	0	0	10
*** LIBERTY**	*	**33:20**	**1-2**	**0-0**	**1-2**	**2-7-9**	**4**	**0**	**2**	**1**	**0**	**3**
*** FIU**	*	**19:12**	**1-3**	**0-0**	**4-5**	**3-4-7**	**4**	**1**	**1**	**2**	**0**	**6**
* at Kennesaw State	*	27:19	1-4	0-0	3-7	4-8-12	5	1	1	0	1	5
* at Jacksonville State	*	27:58	3-3	0-0	0-0	3-5-8	1	0	4	0	0	6
***MIDDLE TENNESSEE**	*	**30:02**	**5-10**	**0-0**	**2-3**	**5-6-11**	**2**	**1**	**1**	**2**	**0**	**12**
*** WKU**	*	**26:16**	**5-5**	**0-0**	**2-2**	**2-3-5**	**4**	**0**	**1**	**1**	**0**	**12**
* at Louisiana Tech	*	29:50	3-4	0-0	0-0	1-3-4	3	0	2	3	0	6
* at FIU	*	31:03	6-6	0-0	0-0	2-3-5	4	0	1	3	1	12
* at Liberty	*	29:57	1-3	0-0	0-4	2-7-9	2	0	1	2	1	2
***JACKSONVILLE STATE**	*	**28:35**	**6-7**	**0-0**	**0-0**	**0-3-3**	**2**	**0**	**0**	**2**	**1**	**12**
*** KENNESAW STATE**	*	**31:28**	**2-5**	**0-0**	**0-2**	**2-3-5**	**4**	**2**	**1**	**2**	**0**	**4**
* at WKU	*	27:00	3-4	0-0	2-3	2-6-8	4	1	2	2	0	8
* at Middle Tennessee	*	32:16	4-7	0-0	1-2	3-3-6	4	1	2	4	0	9
*** LOUISIANA TECH**	*	**12:46**	**1-1**	**0-0**	**0-0**	**2-1-3**	**5**	**0**	**0**	**0**	**0**	**2**
*** UTEP**	*	**29:32**	**6-8**	**0-0**	**3-6**	**2-4-6**	**1**	**1**	**0**	**2**	**1**	**15**
***NEW MEXICO STATE**	*	**27:50**	**3-4**	**0-0**	**0-0**	**2-4-6**	**2**	**0**	**0**	**2**	**1**	**6**
vs. UTEP	*	31:47	8-8	0-0	2-5	4-4-8	3	1	1	2	0	18

SAKHO's 2023-24 GAME-BY-GAME (26-7 • 14-4 MWC) at UTAH STATE

Opponent	GS	Min	FG-A	3FG-A	FT-A	O-D-T	PF	A	TO	Blk	Stl	Pts
SOUTH DAKOTA MINES		**17**	**2-4**	**0-0**	**0-0**	**3-2-5**	**0**	**0**	**0**	**3**	**1**	**4**
at Bradley		4	0-2	0-0	0-0	3-0-3	2	0	0	0	0	0
SOUTHERN UTAH		**4**	**0-0**	**0-0**	**0-0**	**0-0-0**	**0**	**0**	**0**	**0**	**0**	**0**
vs. Marshall		2	3-3	0-0	0-0	0-0-0	0	0	0	0	0	6
vs. Akron		9	0-1	0-0	0-0	2-1-3	3	0	0	0	0	0
vs. Stephen F. Austin		2	0-0	0-0	0-0	0-0-0	2	0	0	0	0	0
at Saint Louis			DNP									
UC IRVINE			**DNP**									
SAN DIEGO		**11**	**4-4**	**0-0**	**0-0**	**2-1-3**	**0**	**0**	**0**	**2**	**1**	**8**
NORTHWEST NAZARENE		**6**	**0-0**	**0-0**	**0-0**	**0-0-0**	**0**	**0**	**0**	**0**	**0**	**0**
at Santa Clara		12	2-2	0-0	0-0	0-0-0	4	0	0	0	0	4
vs. San Francisco		13	3-4	0-0	1-2	2-1-3	0	0	0	0	1	7
EAST TENNESSEE STATE		**7**	**1-1**	**0-0**	**2-4**	**0-2-2**	**2**	**0**	**1**	**1**	**0**	**4**
* at Air Force		12	1-1	0-0	2-4	2-0-2	1	0	1	2	0	4
*** COLORADO STATE**		**11**	**0-1**	**0-0**	**0-0**	**0-1-1**	**2**	**0**	**0**	**0**	**0**	**0**
*** WYOMING**		**14**	**2-4**	**0-0**	**0-0**	**2-0-2**	**2**	**0**	**0**	**2**	**1**	**4**
* at UNLV		20	3-4	0-0	1-1	2-3-5	3	0	0	0	0	7
* at New Mexico		19	1-3	0-0	2-2	1-3-4	3	1	1	0	0	4
*** FRESNO STATE**		**7**	**0-2**	**0-0**	**0-0**	**0-0-0**	**0**	**0**	**0**	**0**	**0**	**0**
* at Boise State		6	0-1	0-0	0-0	1-0-1	2	0	1	0	0	0
*** SAN JOSE STATE**		**9**	**1-2**	**0-0**	**1-2**	**0-2-2**	**2**	**1**	**0**	**0**	**0**	**3**
* at San Diego State		4	0-0	0-0	0-0	1-0-1	2	1	0	0	0	0
*** NEVADA**		**1**	**0-0**	**0-0**	**0-0**	**0-0-0**	**0**	**0**	**0**	**0**	**0**	**0**
*** BOISE STATE**		**15**	**1-1**	**0-0**	**0-0**	**0-3-3**	**3**	**1**	**0**	**0**	**1**	**2**
* at Wyoming		21	1-2	0-0	1-2	0-2-2	2	1	0	0	0	3
* at Colorado State		16	2-2	0-0	0-2	0-2-2	3	0	3	0	0	4
*** SAN DIEGO STATE**		**16**	**1-1**	**0-0**	**0-0**	**0-2-2**	**4**	**0**	**0**	**1**	**0**	**2**
* at Fresno State		2	0-0	0-0	0-0	0-1-1	1	0	0	1	0	0
*** AIR FORCE**		**9**	**1-1**	**0-0**	**2-4**	**1-0-1**	**0**	**0**	**0**	**0**	**0**	**4**
* at San Jose State		5	0-0	0-0	2-4	0-0-0	1	0	0	1	0	2
*** NEW MEXICO**		**17**	**1-1**	**0-0**	**2-2**	**0-2-2**	**1**	**0**	**1**	**0**	**0**	**4**
vs. Fresno State		13	0-0	0-0	1-2	1-0-1	2	0	1	1	0	1
vs. San Diego State		8	1-1	0-0	2-2	0-2-2	0	0	2	0	1	4
vs. TCU		14	3-4	0-0	0-0	1-0-1	4	0	1	1	0	6
vs. Purdue		7	1-1	0-0	0-0	0-2-2	2	0	0	0	0	2

#21 EMANUEL SHARP

Guard

6-3 • 205 • r-Senior-3L (RS '21-22)

Tampa, Fla. (Bishop McLaughlin Catholic School)

Integrated Studies

emanuelsharp_

CAREER HIGHS

Points
30, vs. (9) Texas A&M (3/24/24)

Field Goals Made
10, vs. Florida State (12/6/25)

Field Goal Attempts
17, done four times; Most recently at Utah (2/10/26)

3-Point Field Goals Made
8, at Utah (2/10/26)

3-Point Field Goal Attempts
14, vs. (9) Texas A&M (3/24/24)

Free Throws Made
11, vs. Syracuse (11/24/25)
11, vs. Texas State (12/21/23)

Free Throw Attempts
12, vs. Syracuse (11/24/25)

Rebounds
10, vs. SMU (1/5/23)

Offensive Rebounds
5, vs. Kansas (3/3/25)
5, vs. rv/rv Texas A&M (12/16/23)

Defensive Rebounds
8, at rv/rv Texas (1/29/24)
8, vs. SMU (1/5/23)

Assists
5, vs. Rider (11/20/25)

Steals
4, done six times; Most recently vs. Jackson State (12/10/25)

Blocked Shots
1, done eight times; Most recently vs. vs. #17/16 Tennessee (11/25/25)

Minutes Played
40:39, at rv/rv Texas (1/29/24)

HONORS

- **Jerry West Award Finalist**
- **All-Big 12 Conference First Team**
- **Big 12 Conference All-Defensive Team**
- **Big 12 Starting Five of the Week (February 16, 2026)**

SENIOR (2025-26)

Became seventh student-athlete in program history to compete in 100 victories during his career... Became school career leader and now has 296 3-point field goals... Made his season debut against Lehigh in season opener in Fertitta Center... Posted a game-high 24 points with seven rebounds, including three offensive boards, and three steals in win over Mountain Hawks (11/3)... Tied for team-lead with 19 points and buried a game-high five 3-pointers in home win over Oakland... Also grabbed four rebounds with four assists and steal against Golden Grizzlies (11/12)... Scored 13 points with two 3-pointers and grabbed three rebounds with a pair of assists in win over #22/25 Auburn during RxBenefits Battleground 2k25 inside Legacy Arena at The BJCC in Birmingham, Ala. (11/16)... Finished with 15 points, thanks to three 3-pointers, and dished out five assists with a steal in home win over Rider... Recorded the 100th win of his career against the Broncs (11/20)... Tied for game-high honors with 26 points and four 3-point field goals and scored five points in overtime in Cougars' win over Syracuse during first day of Players Era Championship inside MGM Grand Garden Arena in Las Vegas (11/24)... Drained four 3-pointers on the way to a team-high 17 points and grabbed five rebounds with three assists in win over Notre Dame during final day of Players Era Championship inside MGM Grand Garden Arena in Las Vegas (11/26)... Led all players with 27 points, thanks to 6-of-12 3-point shooting and dished out three assists in win over Florida State during Houston Hoops Showdown inside Toyota Center (12/6)... Topped all players with 23 points, five 3-pointers and four steals in home win over Jackson State (12/10)... Led Houston with 22 points and three 3-pointers and added three rebounds with a steal in win over #14/14 Arkansas during Never Forget Tribute Classic inside Prudential Center in Newark, N.J. (12/20)... Scored 17 points and drained a pair of 3-pointers in home win over #14/14 Texas Tech... Also dished out a pair of assists against the Red Raiders (1/6)... Led five Cougars in double digits with 10 points and drained three 3-pointers with five rebounds, two assists and steal in road win at Baylor (1/10)... Led all players with 17 points, thanks to three 3-pointers, and grabbed two rebounds with a pair of assists in home win over West Virginia (1/13)... Finished with 16 points and grabbed five rebounds with an assist and steal in home win over Arizona State (1/18)... Posted 20 points with three 3-pointers at #12/12 Texas Tech (1/24)... Finished with 23 points on 8-of-16 shooting from the field and 5-of-5 from the free throw line in road win at TCU (1/28)... Totaled 13 points and

2025-26 GAME-by-GAME STATISTICS (30-6 • 14-4 Big 12)

Date	Opponent	GS	Min	FG-A	3FG-FGA	FT-FTA	OR-DR	Tot	PF	A	TO	Blk	Stl	Pts
11/3/25	**LEHIGH**	*	**34:59**	**7-13**	**1-4**	**9-10**	**3-4**	**7**	**4**	**1**	**1**	**1**	**3**	**24**
11/8/25	**TOWSON**	*	**24:46**	**3-8**	**2-7**	**1-2**	**0-3**	**3**	**2**	**0**	**1**	**0**	**1**	**9**
11/12/25	**OAKLAND**	*	**25:51**	**7-13**	**5-9**	**0-0**	**2-2**	**4**	**1**	**4**	**1**	**0**	**1**	**19**
11/16/25	vs. #22/25 Auburn	*	37:48	5-15	2-7	1-2	1-2	3	2	2	0	1	1	13
11/20/25	**RIDER**	*	**23:30**	**5-12**	**3-8**	**2-2**	**0-2**	**2**	**1**	**5**	**1**	**0**	**1**	**15**
11/24/25	vs. Syracuse	*	36:04	6-16	3-9	11-12	0-4	4	3	0	0	0	1	26
11/25/25	vs. #17/16 Tennessee	*	20:35	3-8	2-5	0-0	1-0	1	3	1	0	1	0	8
11/26/25	vs. Notre Dame	*	32:58	5-16	4-11	3-4	2-3	5	1	3	2	0	1	17
12/6/25	vs. Florida State	*	37:40	10-17	6-12	1-1	0-0	0	2	3	1	0	1	27
12/10/25	**JACKSON STATE**	*	**24:27**	**8-11**	**5-8**	**2-2**	**0-3**	**3**	**1**	**3**	**2**	**0**	**4**	**23**
12/13/25	**NEW ORLEANS**	*	**18:52**	**3-6**	**2-3**	**0-0**	**1-0**	**1**	**4**	**1**	**1**	**0**	**0**	**8**
12/20/25	vs. #14/14 Arkansas	*	31:27	6-13	3-9	7-9	1-2	3	3	1	2	0	0	22
12/29/25	**MIDDLE TENNESSEE**	*	**20:08**	**3-6**	**1-2**	**3-3**	**1-2**	**3**	**3**	**1**	**1**	**0**	**3**	**10**
1/3/26	* at Cincinnati	*	28:22	0-9	0-5	2-2	1-2	3	4	2	3	0	0	2
1/6/26	*** #14/14 TEXAS TECH**	*	**39:23**	**5-12**	**2-5**	**5-6**	**0-1**	**1**	**1**	**2**	**0**	**0**	**1**	**17**
1/10/26	* at Baylor	*	30:27	6-14	3-9	2-2	2-3	5	3	2	0	0	1	17
1/13/26	*** WEST VIRGINIA**	*	**30:15**	**5-13**	**3-9**	**0-1**	**1-3**	**4**	**2**	**3**	**1**	**0**	**2**	**13**
1/18/26	*** ARIZONA STATE**	*	**23:10**	**5-12**	**2-5**	**4-5**	**3-2**	**5**	**4**	**1**	**0**	**0**	**1**	**16**
1/24/26	* at #12/12 Texas Tech	*	34:46	6-16	3-8	5-5	0-0	0	4	0	0	0	0	20
1/28/26	* at TCU	*	30:31	8-16	2-7	5-5	0-1	1	5	1	1	0	0	23
1/31/26	*** CINCINNATI**	*	**26:13**	**4-12**	**1-7**	**4-4**	**1-2**	**3**	**3**	**3**	**0**	**0**	**3**	**13**
2/4/26	*** rv/rv UCF**	*	**27:17**	**3-9**	**0-3**	**2-2**	**0-3**	**3**	**3**	**3**	**0**	**0**	**1**	**8**
2/7/26	* at #16/14 BYU	*	34:21	5-10	2-4	2-2	2-2	4	3	4	1	0	1	14
2/10/26	* at Utah	*	30:58	9-17	8-13	1-2	0-3	3	1	1	0	0	1	27
2/14/26	*** KANSAS STATE**	*	**30:10**	**6-14**	**3-8**	**8-9**	**1-5**	**6**	**5**	**2**	**4**	**0**	**3**	**23**
2/16/26	* at #6/5 Iowa State	*	25:24	4-11	4-10	4-4	1-0	1	5	2	0	0	0	16
2/21/26	*** #4/4 ARIZONA**	*	**33:50**	**2-11**	**2-8**	**8-9**	**1-2**	**3**	**4**	**1**	**1**	**0**	**2**	**14**
2/23/26	* at #14/14 Kansas	*	28:27	1-10	1-6	2-2	2-2	4	4	2	1	0	1	5
2/28/26	*** COLORADO**	*	**28:58**	**2-7**	**2-5**	**4-4**	**0-2**	**2**	**3**	**3**	**2**	**0**	**2**	**10**
3/4/26	*** BAYLOR**	*	**33:31**	**6-12**	**5-10**	**2-3**	**0-1**	**1**	**4**	**0**	**3**	**0**	**3**	**19**
3/7/26	* at Oklahoma State	*	28:47	3-8	1-5	4-4	1-4	5	3	1	1	0	2	11
3/12/26	vs. rv/rv (10) BYU	*	30:13	1-9	1-6	10-10	1-3	4	3	0	1	0	0	13
3/13/26	vs. #14/16 (3) Kansas	*	31:59	3-7	3-6	0-0	0-2	2	3	0	0	0	0	9
3/14/26	vs. #2/2 (1) Arizona	*	25:52	3-9	2-7	2-2	0-1	1	5	0	1	0	1	10
3/19/26	vs. (15) Idaho	*	21:39	6-7	3-3	1-1	0-4	4	3	2	1	0	1	16
3/21/26	vs. (10) Texas A&M	*	25:01	5-11	2-8	6-7	0-4	4	4	0	2	0	0	18
3/26/26	vs. #13/12 (3) Illinois		––	––	––	––	––	––	––	––	––	––	––	––

CAREER STATISTICS

Year	W-L	GP-GS	MP	FG-FGA	Pct	3P-A	Pct	FT-FTA	Pct	Off-Def	Reb – Avg	PF-DQ	Ast	TO	Blk	Stl	Pts – Avg
2021-22	0-0	Redshirt															
2022-23	30-3	33-0	515	58-159	.365	43-124	.347	37-42	.881	20-54	74 – 2.2	72-1	16	26	2	10	196 – 5.9
2023-24	32-5	37-32	1,043	135-362	.373	82-223	.368	114-134	.851	35-96	131 – 3.5	95-2	34	40	3	55	466 – 12.6
2024-25	32-5	37-36	1,011	138-330	.418	87-214	.407	105-121	.868	19-91	110 – 3.0	86-2	31	31	0	50	468 – 12.6
2025-26	30-6	36-36	1,049	169-410	.412	94-251	.375	123-138	.891	29-79	108 – 3.0	108-4	63	36	3	43	555 – 15.4
Totals	**124-19**	**143-104**	**3,617**	**500-1,261**	**.397**	**306-812**	**.377**	**379-435**	**.871**	**103-320**	**423 – 3.0**	**361-9**	**144**	**133**	**8**	**158**	**1,685 – 11.8**

grabbed three rebounds with three assists and three steals in home win over Cincinnati (1/31)... Finished with 14 points on 5-of-10 shooting and grabbed four rebounds with four assists in road win at BYU (2/7)... Set the Houston career record for 3-point field goals in impressive fashion... Drained 8-of-13 attempts from behind the arc on the way to a game-high 27 points in road win at Utah... Buried six straight 3-pointers in an eight-minute stretch in the first half... Became eighth different Cougar to post eight 3-point field goals in a game... Grabbed three rebounds with an assist and steal against the Utes (2/10)... Led Cougars with 23 points and three 3-pointers and added six rebounds with two assists and three steals in home win over Kansas State (2/14)... Posted 16 points, thanks to 4-of-10 shooting from the arc, with a pair of assists at #6/6 Iowa State (2/16)... Posted 19 points, thanks to five 3-pointers, and swiped three steals in Senior Night win over Baylor (3/4)... Finished with 11 points, five rebounds and two steals in road win at Oklahoma State (3/7). **Phillips 66 Big 12 Tournament:** Drained all 10 free throw attempts on the way to 13 points and grabbed four rebounds in Quarterfinal win over rv/rv (10) BYU (3/12). **NCAA Tournament:** Scored 16 points on 6-of-7 shooting, including 3-of-3 from the arc in FIrst-Round win over (15) Idaho... Added four rebounds and a pair of steals against the Vandals (3/19)... Led all players with 18 points and grabbed four rebounds in Second-Round win over (10) Texas A&M (3/22).

SHARP's 2024-25 GAME-BY-GAME (32-5 • 16-1 Big 12)

Opponent	GS	Min	FG-A	3FG-A	FT-A	O-D-T	PF	A	TO	Blk	Stl	Pts
JACKSON STATE	*	**18:14**	**3-7**	**1-2**	**0-0**	**1-0-1**	**2**	**0**	**1**	**0**	**0**	**7**
vs. #11/11 Auburn	*	35:31	3-9	3-6	4-4	0-2-2	0	0	2	0	1	13
LOUISIANA	*	**19:52**	**3-5**	**2-2**	**3-4**	**1-4-5**	**1**	**1**	**1**	**0**	**4**	**11**
rv/– HOFSTRA	*	**19:30**	**5-6**	**5-5**	**1-2**	**1-1-2**	**4**	**2**	**0**	**0**	**2**	**16**
vs. #9/9 Alabama	*	29:40	3-11	2-6	6-8	0-6-6	5	1	1	0	1	14
vs. Notre Dame	*	34:08	6-13	3-9	2-2	1-3-4	3	4	1	0	0	17
vs. San Diego State	*	35:31	5-15	4-8	9-9	0-2-2	3	1	1	0	1	23
BUTLER	*	**29:06**	**6-10**	**4-7**	**0-0**	**0-2-2**	**3**	**1**	**0**	**0**	**0**	**16**
TROY	*	**28:35**	**4-9**	**2-5**	**4-4**	**0-4-4**	**3**	**4**	**0**	**0**	**3**	**14**
TOLEDO	*	**20:28**	**4-10**	**1-6**	**4-4**	**1-4-5**	**1**	**0**	**1**	**0**	**2**	**13**
TEXAS A&M CORPUS CHRISTI	*	**18:38**	**3-6**	**3-5**	**9-9**	**0-0-0**	**2**	**2**	**2**	**0**	**0**	**18**
* at Oklahoma State	*	22:10	1-4	0-2	0-0	0-2-2	1	1	0	0	0	2
*** BYU**	*	**20:07**	**5-9**	**4-8**	**4-4**	**0-3-3**	**3**	**1**	**0**	**0**	**1**	**18**
*** TCU**	*	**26:26**	**5-9**	**4-7**	**0-0**	**0-2-2**	**2**	**0**	**0**	**0**	**3**	**14**
* at Kansas State	*	31:20	5-8	3-6	2-2	0-4-4	2	1	0	0	3	15
***rv/#25 WEST VIRGINIA**	*	**31:59**	**4-9**	**3-8**	**3-3**	**0-3-3**	**0**	**1**	**1**	**0**	**0**	**14**
* at UCF	*	28:27	4-11	1-6	0-0	0-4-4	4	0	2	0	1	9
*** UTAH**		**DNP – Injury**										
* at #12/11 Kansas	*	25:37	2-8	2-7	2-2	0-3-3	2	0	0	0	2	8
* at rv/rv West Virginia	*	18:12	1-4	1-4	0-0	0-3-3	2	0	2	0	1	3
***#22/19 TEXAS TECH**	*	**17:37**	**1-2**	**0-1**	**2-2**	**0-3-3**	**3**	**0**	**0**	**0**	**1**	**4**
***OKLAHOMA STATE**		**DNP – Injury**										
* at Colorado		DNP – Injury										
*** rv/rv BAYLOR**		**25:04**	**3-7**	**3-7**	**1-2**	**0-0-0**	**3**	**1**	**1**	**0**	**1**	**10**
* at #13/13 Arizona	*	21:46	0-6	0-6	0-0	0-2-2	1	1	1	0	3	0
* at Arizona State	*	30:41	4-9	4-7	5-6	0-4-4	1	1	0	0	2	17
*** #8/8 IOWA STATE**	*	**28:43**	**3-5**	**2-4**	**3-4**	**0-1-1**	**3**	**2**	**3**	**0**	**1**	**11**
* at #10/10 Texas Tech	*	35:06	3-6	2-3	2-2	0-5-5	2	1	0	0	1	10
*** CINCINNATI**	*	**30:19**	**3-7**	**1-5**	**2-2**	**0-2-2**	**3**	**0**	**0**	**0**	**2**	**9**
*** KANSAS**	*	**27:06**	**3-10**	**1-4**	**5-5**	**5-1-6**	**0**	**0**	**1**	**0**	**2**	**12**
* at Baylor	*	31:24	3-8	1-4	4-5	1-4-5	3	1	1	0	0	11
vs. (16) Colorado	*	26:23	6-10	4-7	3-5	0-5-5	5	1	1	0	3	19
vs. #17/18 (4) BYU	*	33:32	7-13	5-7	7-7	1-3-4	4	0	1	0	1	26
vs. rv/#24 (3) Arizona	*	31:32	6-17	3-9	2-3	1-2-3	1	0	1	0	0	17
vs. (16) SIUE	*	24:48	2-8	2-6	2-2	0-2-2	2	0	0	0	4	8
vs. #24/23 (8) Gonzaga	*	24:45	4-7	1-3	3-4	1-0-1	3	0	2	0	1	12
vs. #22/22 (4) Purdue	*	35:29	5-14	2-8	5-7	2-0-2	2	1	1	0	1	17
vs. #6/6 (2) Tennessee	*	30:34	6-14	4-10	0-0	1-1-2	4	1	0	0	1	16
vs. #1/1 (1) Duke	*	33:39	4-13	3-7	5-6	1-2-3	2	0	1	0	1	16
vs. #3/3 (1) Florida	*	28:48	3-11	1-7	1-2	1-2-3	0	1	2	0	0	8

SHARP's 2023-24 GAME-BY-GAME (32-5 • 15-3 Big 12)

Opponent	GS	Min	FG-A	3FG-A	FT-A	O-D-T	PF	A	TO	Blk	Stl	Pts
ULM	*	**20:56**	**5-9**	**4-8**	**6-8**	**0-0-0**	**1**	**0**	**1**	**0**	**0**	**20**
TEXAS A&M CORPUS CHRISTI	*	**21:51**	**3-8**	**2-5**	**3-3**	**2-1-3**	**3**	**2**	**1**	**0**	**0**	**11**
STETSON	*	**22:21**	**1-5**	**0-4**	**5-7**	**2-3-5**	**1**	**1**	**2**	**1**	**0**	**7**
vs. Towson		18:12	4-7	3-5	3-3	0-3-3	2	0	1	0	0	14
vs. Utah		27:45	6-13	1-4	2-3	2-4-6	1	0	1	0	3	15
vs. Dayton		20:27	2-10	0-5	0-0	0-2-2	2	1	0	0	1	4
MONTANA		**19:18**	**3-5**	**2-3**	**3-4**	**3-3-6**	**0**	**0**	**1**	**0**	**2**	**11**
at Xavier	*	36:20	2-12	1-6	5-6	0-2-2	1	4	0	0	3	10
RICE	*	**17:23**	**4-8**	**2-6**	**2-2**	**1-3-4**	**1**	**3**	**2**	**0**	**1**	**12**
JACKSON STATE	*	**22:04**	**6-13**	**5-9**	**8-10**	**1-2-3**	**2**	**1**	**1**	**0**	**3**	**25**
vs. rv/rv Texas A&M	*	35:23	7-17	5-13	2-2	5-1-6	2	0	2	0	1	21
TEXAS STATE	*	**27:04**	**2-10**	**2-9**	**11-11**	**1-2-3**	**2**	**1**	**1**	**0**	**4**	**17**
PENN	*	**27:57**	**5-10**	**2-5**	**0-0**	**2-2-4**	**3**	**1**	**1**	**0**	**1**	**12**
*** WEST VIRGINIA**	*	**20:52**	**3-4**	**1-2**	**1-1**	**2-5-7**	**3**	**0**	**2**	**0**	**3**	**8**
* at rv/rv Iowa State	*	37:04	6-12	5-10	3-4	1-4-5	4	0	1	0	1	20
* at rv/rv TCU	*	28:54	2-7	1-4	3-4	0-0-0	4	1	1	0	3	8
***#25/25 TEXAS TECH**	*	**20:57**	**3-8**	**2-5**	**0-0**	**0-3-3**	**3**	**0**	**1**	**0**	**0**	**8**
*** UCF**	*	**19:33**	**0-7**	**0-3**	**2-2**	**0-1-1**	**5**	**0**	**0**	**0**	**0**	**2**
* at #21/19 BYU	*	25:17	1-6	0-2	7-9	4-5-9	2	1	2	0	2	9
***rv/rv KANSAS STATE**	*	**30:57**	**3-15**	**2-8**	**1-2**	**2-4-6**	**1**	**2**	**1**	**0**	**3**	**9**
* at rv/rv Texas	*	40:39	3-8	3-6	4-4	0-8-8	0	2	2	0	1	13
* at #8/9 Kansas	*	31:23	4-14	3-9	0-0	0-1-1	2	1	0	0	0	11
*** OKLAHOMA STATE**	*	**29:00**	**6-11**	**3-5**	**1-2**	**1-3-4**	**4**	**1**	**2**	**0**	**0**	**16**
* at Cincinnati	*	34:01	3-7	1-3	2-2	1-5-6	2	0	1	0	1	9
*** rv/– TEXAS**	*	**26:29**	**5-11**	**1-5**	**4-4**	**0-3-3**	**4**	**1**	**0**	**0**	**4**	**15**
*** #6/6 IOWA STATE**	*	**29:33**	**5-13**	**2-7**	**8-9**	**0-1-1**	**2**	**0**	**0**	**0**	**4**	**20**
* at #11/11 Baylor	*	32:58	5-12	2-6	6-6	0-2-2	4	1	2	0	2	18
*** CINCINNATI**	*	**35:30**	**3-12**	**3-8**	**2-2**	**1-3-4**	**4**	**0**	**1**	**0**	**2**	**11**
* at rv/rv Oklahoma	*	26:34	4-8	3-5	0-0	1-2-3	4	1	1	0	0	11
* at UCF	*	29:40	1-7	1-4	1-2	1-2-3	4	1	1	0	2	4
*** #14/15 KANSAS**	*	**31:53**	**3-7**	**3-7**	**0-0**	**1-4-5**	**3**	**2**	**1**	**0**	**1**	**9**
vs. (8) TCU	*	33:47	4-12	2-7	4-4	0-4-4	3	1	1	0	0	14
vs. #25/23 (4) Texas Tech	*	37:29	5-12	4-8	3-3	1-3-4	4	2	2	0	0	17
vs. #7/8 (2) Iowa State	*	24:59	2-9	1-5	0-0	0-0-0	4	1	1	0	3	5
vs. (16) Longwood	*	28:31	4-10	3-6	2-4	0-1-1	2	0	2	0	1	13
vs. (9) Texas A&M	*	34:15	8-16	7-14	7-8	0-3-3	5	1	1	1	2	30
vs. #13/14 (4) Duke	*	35:43	2-7	0-2	3-3	0-1-1	1	1	0	1	1	7

SHARP's 2022-23 GAME-BY-GAME (30-3 • 17-1 American)

Opponent	GS	Min	FG-A	3FG-A	FT-A	O-D-T	PF	A	TO	Blk	Stl	Pts
NORTHERN COLORADO		**7:41**	**4-7**	**3-5**	**0-0**	**2-0-2**	**3**	**1**	**0**	**0**	**1**	**11**
vs. Saint Joseph's		3:14	0-1	0-1	0-0	0-1-1	0	0	1	0	0	0
ORAL ROBERTS		**11:47**	**2-2**	**0-0**	**2-2**	**0-2-2**	**2**	**0**	**3**	**0**	**0**	**6**
TEXAS SOUTHERN		**6:33**	**0-1**	**0-1**	**0-0**	**0-0-0**	**1**	**1**	**0**	**0**	**0**	**0**
at rv/rv Oregon		DNP – Coach's Decision										
KENT STATE		**DNP – Coach's Decision**										
NORFOLK STATE		**19:01**	**1-6**	**1-4**	**0-0**	**1-1-2**	**0**	**0**	**1**	**0**	**0**	**3**
vs. –/rv Saint Mary's (Calif.)		DNP – Coach's Decision										
NORTH FLORIDA		**19:14**	**3-5**	**3-5**	**0-0**	**0-0-0**	**0**	**0**	**1**	**0**	**0**	**9**
#8/10 ALABAMA		**DNP – Coach's Decision**										
NORTH CAROLINA A&T		**25:39**	**3-5**	**1-3**	**3-3**	**0-3-3**	**3**	**2**	**3**	**0**	**0**	**10**
at #2/2 Virginia		9:26	0-2	0-2	0-0	0-1-1	1	0	1	0	0	0
McNEESE		**19:11**	**6-10**	**6-10**	**0-0**	**2-1-3**	**0**	**1**	**1**	**0**	**0**	**18**
* at Tulsa		20:17	4-7	3-5	3-3	0-4-4	4	0	4	0	0	14
*** UCF**		**8:25**	**0-2**	**0-1**	**0-0**	**0-2-2**	**0**	**0**	**0**	**0**	**0**	**0**
*** SMU**		**23:31**	**1-9**	**1-7**	**3-3**	**2-8-10**	**3**	**0**	**0**	**0**	**0**	**6**
* at Cincinnati		4:07	0-1	0-1	0-0	0-0-0	0	0	0	0	0	0
*** SOUTH FLORIDA**		**14:51**	**3-6**	**2-5**	**0-0**	**0-0-0**	**3**	**0**	**1**	**0**	**0**	**8**
* at Tulane		13:15	1-2	1-2	3-3	0-1-1	3	1	2	0	2	6
*** TEMPLE**		**11:56**	**1-2**	**1-2**	**0-0**	**1-0-1**	**2**	**0**	**1**	**0**	**0**	**3**
* at UCF		23:38	5-7	4-6	4-4	0-3-3	3	0	0	1	0	18
*** CINCINNATI**		**23:51**	**1-5**	**1-5**	**2-3**	**0-2-2**	**1**	**1**	**1**	**0**	**0**	**5**
* at Wichita State		6:22	0-2	0-2	0-0	0-1-1	2	0	0	0	0	0
* at Temple		19:33	2-4	1-3	1-2	1-2-3	2	0	0	0	0	6
* Tulsa		19:16	4-9	3-8	2-2	0-4-4	5	1	1	0	1	13
* at SMU		22:33	2-8	2-6	1-2	3-2-5	3	2	1	1	0	7
*** MEMPHIS**		**15:49**	**1-7**	**0-4**	**0-0**	**0-0-0**	**3**	**1**	**0**	**0**	**2**	**2**
*** TULANE**		**17:18**	**1-8**	**1-6**	**2-2**	**3-2-5**	**2**	**2**	**1**	**0**	**1**	**5**
* at East Carolina		17:29	0-2	0-1	0-0	1-1-2	3	1	1	0	1	0
*** WICHITA STATE**		**10:15**	**1-3**	**1-3**	**4-4**	**1-1-2**	**3**	**1**	**1**	**0**	**0**	**7**
* at Memphis		14:16	2-4	1-3	0-0	0-0-0	2	0	1	0	0	5
vs. (9) East Carolina		18:09	1-6	1-4	1-2	0-2-2	4	0	0	0	1	4
vs. (4) Cincinnati		22:42	1-5	0-2	0-0	0-3-3	4	0	0	0	0	2
vs. (2) Memphis		12:37	1-5	1-5	0-0	2-0-2	2	0	0	0	0	3
vs. (16) Northern Kentucky		22:43	3-4	2-3	2-2	0-1-1	3	1	0	0	0	10
vs. (9) Auburn		12:54	1-4	1-3	4-5	0-4-4	2	0	0	0	1	7
vs. #16/15 (5) Miami (Fla.)		17:30	3-8	2-6	0-0	0-2-2	3	0	0	0	0	8

SHARP's 2021-22 GAME-by-GAME (0-0 • 0-0 American)

Opponent	GS	Min	FG-A	3FG-A	FT-A	O-D-T	PF	A	TO	Blk	Stl	Pts
Sat out as redshirt												

#11 JOSEPH TUGLER

Forward

6-8 • 230 • Junior-2L

Monroe, La. (Cypress Falls HS [Cypress, Texas])

Integrated Studies

josephtugler joseph_tugler

CAREER HIGHS

Points
20, vs. #2/2 (1) Arizona (3/14/26)

Field Goals Made
9, vs. #2/2 (1) Arizona (3/14/26)

Field Goal Attempts
15, vs. #2/2 (1) Arizona (3/14/26)

3-Point Field Goals Made
2, vs. Hofstra (11/22/24)

3-Point Field Goal Attempts
2, vs. #9/9 Alabama (11/26/24)
2, vs. Hofstra (11/22/24)

Free Throws Made
6, vs. Colorado ()2/28/26)
6, vs. #11/11 Auburn (11/9/24)

Free Throw Attempts
8, vs. #11/11 Auburn (11/9/24)

Rebounds
11, at Baylor (1/10/26)
11, vs. #24/23 (8) Gonzaga (3/22/25)

Offensive Rebounds
8, at Baylor (1/10/26)

Defensive Rebounds
6, vs. Rider (11/20/25)
6, vs. Butler (12/7/24)
6, vs. #9/9 Alabama ()11/26/24)

Assists
5, vs. #17/16 Tennessee (11/25/25)

Steals
5, vs. Towson (11/8/25)

Blocked Shots
8, vs. #9/9 Alabama (11/26/24)

Minutes Played
35:37, at #12/11 Kansas (1/25/25)

HONORS

- **Big 12 All Tournament Team**
- **All-Big 12 Conference Honorable Mention**
- **Big 12 Conference All-Defensive Team**

JUNIOR (2025-26)

Made his season debut against Lehigh in season opener in Fertitta Center... Totaled 11 points wiht two rebounds, three assists and a game-high four blocked shots in win over Mountain Hawks (11/3)... Scored 15 points and grabbed seven rebounds, including three offensive boards, with game-high five steals in win over Towson in Fertitta Center (11/8)... Scored four points, grabbed four rebounds and blocked four shots with an assist and two steals in home win over Oakland (11/12)... Grabbed seven rebounds with four points, two assists, two steals and a blocked shot in win over #22/25 Auburn during RxBenefits Battleground 2k25 inside Legacy Arena at The BJCC in Birmingham, Ala. (11/16)... Led all players with nine rebounds and added 12 points on 6-of-8 shooting with two assists, three steals and four blocks in home win over Rider (11/20)... Blocked a game-high five shots against Syracuse during first day of Players Era Championship inside MGM Grand Garden Arena in Las Vegas (11/24)... Scored 10 points and led all players with eight rebounds in win over Notre Dame during final day of Players Era Championship inside MGM Grand Garden Arena in Las Vegas (11/26)... Posted 13 points on 6-of-9 shooting and tied for team lead with six rebounds in home win over Middle Tennessee (12/29)... Scored eight points on 4-of-5 shooting and grabbed seven rebounds, including a game-high five offensive boards, with four steals, two blocks and an assist in road win at Cincinnati (1/3)... Recorded his first double-double of the season with 11 points and 10 rebounds, including seven offensive boards, in home win over #14/14 Texas Tech... Added a pair of steals against the Red Raiders (1/6)... Posted his second straight double-double with 12 points and 11 rebounds, including eight offensive, in road win at Baylor (1/10)... Scored 10 points and grabbed six rebounds, including five offensive boards, with four steals in home win over West Virginia (1/13)... Posted 12 points on 6-of-9 shooting and grabbed seven rebounds, including four offensive boards, with three steals and a pair of blocked shots in home win over Arizona State (1/18)... Led all players with three blocked shots and scored seven points with six rebounds, including five offensive boards, in home win over Cincinnati (1/31)... Posted 10 points with team highs of six rebounds and two blocked shots in road win at #16/14 BYU (2/7)... Scored 14 points on 4-of-8 shooting from field and 6-of-7 from free throw line in home win over Colorado (2/28)... Finished with 14 points on 6-of-9 shooting and grabbed six rebounds with a pair of steals in Senior Night win over Baylor (3/4)... Posted 12 points on 5-of-7 shooting shooting and led Houston with six rebounds and three blocked shots in road win at Oklahoma State (3/7). **Phillips 66 Big 12 Tournament:** Scored 12 points on 5-of-8 shooting and grabbed eight rebounds, including five offensive boards with four assists, four steals and two blocked shots (3/12)... Led Cougars with 20 points and 10 rebound and added three assists, a steal and blocked shot in Championship Game against #2/2 (1) Arizona (3/14). **NCAA Tournament:** Scored six points with five rebounds and blocked three shots with a pair of assists in Second-Round win over (10) Texas A&M (3/21).

2025-26 GAME-by-GAME STATISTICS (30-6 • 14-4 Big 12)

Date	Opponent	GS	Min	FG-A	3FG-FGA	FT-FTA	OR-DR	Tot	PF	A	TO	Blk	Stl	Pts
11/3/25	**LEHIGH**	*	**22:06**	**4-8**	**1-1**	**2-2**	**1-1**	**2**	**4**	**3**	**5**	**4**	**0**	**2**
11/8/25	**TOWSON**	*	**29:11**	**7-14**	**0-0**	**1-2**	**3-4**	**7**	**1**	**0**	**3**	**1**	**5**	**15**
11/12/25	**OAKLAND**	*	**15:10**	**2-2**	**0-0**	**0-2**	**1-3**	**4**	**3**	**1**	**1**	**4**	**2**	**4**
11/16/25	vs. #22/25 Auburn	*	21:35	2-8	0-0	0-0	4-3	7	5	2	2	1	2	4
11/20/25	**RIDER**	*	**19:46**	**6-8**	**0-0**	**0-0**	**3-6**	**9**	**4**	**2**	**1**	**4**	**3**	**12**
11/24/25	vs. Syracuse	*	23:55	1-7	0-0	0-0	4-0	4	5	1	3	5	0	2
11/25/25	vs. #17/16 Tennessee	*	32:41	3-6	0-0	1-2	2-1	3	3	5	2	0	0	7
11/26/25	vs. Notre Dame	*	20:02	4-7	0-0	2-2	2-6	8	5	0	1	1	1	10
12/6/25	vs. Florida State	*	18:25	3-6	0-0	0-0	1-3	4	4	1	2	1	3	6
12/10/25	**JACKSON STATE**	*	**19:02**	**2-3**	**0-0**	**0-0**	**3-1**	**4**	**0**	**1**	**0**	**1**	**0**	**4**
12/13/25	**NEW ORLEANS**	*	**21:31**	**1-2**	**0-0**	**4-5**	**1-2**	**3**	**1**	**1**	**0**	**1**	**3**	**6**
12/20/25	vs. #14/14 Arkansas	*	14:31	4-5	0-0	0-0	2-2	4	4	1	0	0	4	8
12/29/25	**MIDDLE TENNESSEE**	*	**26:21**	**6-9**	**0-0**	**1-1**	**3-3**	**6**	**3**	**0**	**1**	**1**	**1**	**13**
1/3/26	* at Cincinnati	*	25:49	4-5	0-0	0-0	5-2	7	3	1	2	2	4	8
1/6/26	*** #14/14 TEXAS TECH**	*	**34:11**	**4-8**	**0-0**	**3-3**	**7-3**	**10**	**3**	**0**	**0**	**0**	**2**	**11**
1/10/26	* at Baylor	*	24:13	5-8	0-0	2-5	8-3	11	4	0	1	0	1	12
1/13/26	*** WEST VIRGINIA**	*	**28:04**	**4-5**	**0-0**	**2-3**	**5-1**	**6**	**3**	**1**	**0**	**0**	**4**	**10**
1/18/26	*** ARIZONA STATE**	*	**23:51**	**6-9**	**0-0**	**0-0**	**4-3**	**7**	**3**	**3**	**1**	**2**	**1**	**12**
1/24/26	* at #12/12 Texas Tech	*	22:49	0-1	0-0	4-6	6-1	7	3	1	1	1	0	4
1/28/26	* at TCU	*	9:37	0-1	0-0	0-0	0-0	0	4	0	1	0	0	0
1/31/26	*** CINCINNATI**	*	**24:31**	**2-3**	**0-0**	**3-4**	**5-1**	**6**	**2**	**0**	**0**	**3**	**0**	**7**
2/4/26	*** rv/rv UCF**	*	**13:31**	**3-3**	**0-0**	**1-2**	**5-0**	**5**	**2**	**2**	**1**	**0**	**0**	**7**
2/7/26	* at #16/14 BYU	*	23:56	4-4	0-0	2-2	1-5	6	5	1	1	2	0	10
2/10/26	* at Utah	*	28:09	4-6	0-0	1-2	4-1	5	2	0	1	1	1	9
2/14/26	*** KANSAS STATE**	*	**13:41**	**1-1**	**0-0**	**0-0**	**1-0**	**1**	**2**	**1**	**1**	**0**	**0**	**2**
2/16/26	* at #6/6 Iowa State	*	28:20	2-3	0-0	0-2	1-4	5	3	1	0	3	0	4
2/21/26	*** #4/4 ARIZONA**	*	**18:00**	**3-4**	**0-0**	**1-1**	**3-1**	**4**	**4**	**3**	**3**	**1**	**0**	**7**
2/23/26	* at #14/14 Kansas	*	24:23	1-2	0-0	2-2	2-1	3	2	0	1	2	0	4
2/28/26	*** COLORADO**	*	**19:11**	**4-8**	**0-0**	**6-7**	**1-1**	**2**	**3**	**1**	**0**	**1**	**0**	**14**
3/4/26	*** BAYLOR**		**30:25**	**6-9**	**0-0**	**2-2**	**1-5**	**6**	**1**	**0**	**0**	**1**	**2**	**14**
3/7/26	* at Oklahoma State	*	33:24	5-7	0-0	2-4	2-4	6	3	1	2	3	2	12
3/12/26	vs. rv/rv (10) BYU	*	28:08	5-8	0-0	2-3	5-3	8	4	4	4	2	4	12
3/13/26	vs. #14/16 (3) Kansas	*	20:25	2-7	0-0	2-2	2-1	3	3	1	0	1	0	6
3/14/26	vs. #2/2 (1) Arizona	*	35:01	9-15	0-0	2-3	7-3	10	4	3	3	1	1	20
3/19/26	vs. (15) Idaho	*	24:54	5-13	0-0	3-4	1-3	4	1	0	0	1	1	13
3/21/26	vs. (10) Texas A&M	*	25:22	2-5	0-0	2-2	4-1	5	2	2	1	3	0	6
3/21/26	vs. #13/12 (3) Illinois		––	––	––	––	––	––	––	––	––	––	––	––

CAREER STATISTICS

Year	W-L	GP-GS	MP	FG-FGA	Pct	3P-A	Pct	FT-FTA	Pct	Off-Def	Reb – Avg	PF-DQ	Ast	TO	Blk	Stl	Pts – Avg
2023-24	25-3	28-1	448	43-78	.551	0-2	.000	19-41	.463	53-62	115 – 4.1	85-2	8	13	30	26	105 – 3.8
2024-25	35-5	40-33	866	90-172	.523	3-11	.273	35-65	.538	107-128	235 – 5.9	123-7	37	38	77	38	218 – 5.5
2025-26	30-6	36-35	844	126-220	.573	1-1	1.000	53-75	.707	109-82	191 – 5.3	108-4	44	45	54	47	306 – 8.5
Totals	**90-14**	**104-69**	**2,159**	**259-470**	**.551**	**4-14**	**.286**	**107-181**	**.591**	**270 273 – 543**	**5.2**	**316-13**	**89**	**96**	**161**	**111**	**629 – 6.0**

TUGLER's 2024-25 GAME-BY-GAME (35-5 • 19-1 Big 12)

Opponent	Date	GS	Min	FG-A	3FG-A	FT-A	Off-Def	Tot	PF	A	TO	Blk	Stl	Pts
JACKSON STATE	**11/4/24**	*	**25:27**	**2-4**	**1-1**	**0-0**	**3-4**	**7**	**2**	**1**	**1**	**3**	**1**	**5**
vs. #11/11 Auburn	11/9/24		31:07	2-4	0-1	6-8	4-3	7	4	0	0	2	2	10
LOUISIANA	**11/13/24**		**17:13**	**1-3**	**0-0**	**0-4**	**4-1**	**5**	**3**	**0**	**1**	**1**	**1**	**2**
rv/– HOFSTRA	**11/22/24**		**16:48**	**6-6**	**2-2**	**3-5**	**3-1**	**4**	**1**	**4**	**0**	**1**	**0**	**17**
vs. #9/9 Alabama	11/26/24		30:58	1-5	0-2	0-1	2-6	8	4	2	2	8	1	2
vs. Notre Dame	11/27/24		10:54	3-5	0-0	0-2	0-3	3	4	1	1	0	1	6
vs. San Diego State	11/30/24		27:50	1-6	0-0	0-0	5-4	9	2	3	2	0	0	2
vs. #11/11 Auburn	11/9/24		31:07	2-4	0-1	6-8	4-3	7	4	0	0	2	2	10
TROY	**12/10/24**	*	**14:08**	**1-3**	**0-0**	**0-0**	**4-2**	**6**	**4**	**0**	**0**	**3**	**0**	**2**
TOLEDO	**12/18/24**	*	**16:10**	**5-6**	**0-0**	**3-3**	**2-1**	**3**	**3**	**1**	**2**	**3**	**2**	**13**
TEXAS A&M-CORPUS CHRISTI	**12/21/24**	*	**23:19**	**2-5**	**0-1**	**1-2**	**3-4**	**7**	**2**	**0**	**1**	**4**	**2**	**5**
* at Oklahoma State	12/30/24	*	19:19	2-6	0-0	0-0	1-1	2	5	2	1	3	0	4
*** BYU**	**1/4/25**	*	**18:27**	**1-1**	**0-0**	**3-4**	**3-2**	**5**	**5**	**0**	**3**	**2**	**0**	**5**
*** TCU**	**1/6/25**	*	**23:32**	**1-3**	**0-0**	**1-2**	**4-2**	**6**	**2**	**2**	**2**	**3**	**1**	**3**
* at Kansas State	1/11/25	*	25:31	5-9	0-1	3-6	5-5	10	3	2	1	2	0	13
*** rv/#25 WEST VIRGINIA**	**1/15/25**	*	**19:56**	**0-1**	**0-0**	**0-0**	**4-1**	**5**	**4**	**0**	**0**	**2**	**2**	**0**
* at UCF	1/18/25	*	12:23	1-2	0-0	0-0	0-2	2	3	0	1	1	0	2
*** UTAH**	**1/21/25**	*	**13:20**	**2-3**	**0-0**	**0-0**	**0-2**	**2**	**5**	**0**	**0**	**2**	**4**	**4**
* at #12/11 Kansas	1/25/25	*	35:37	4-4	0-0	1-2	2-5	7	2	0	1	5	0	9
* at rv/rv West Virginia	1/29/25	*	27:34	5-9	0-1	2-2	3-4	7	4	0	1	1	0	12
*** #22/19 TEXAS TECH**	**2/1/25**	*	**24:18**	**2-5**	**0-0**	**1-4**	**5-3**	**8**	**4**	**1**	**0**	**1**	**1**	**5**
*** OKLAHOMA STATE**	**2/4/25**	*	**24:58**	**2-6**	**0-0**	**3-4**	**4-5**	**9**	**3**	**3**	**3**	**2**	**1**	**7**
* at Colorado	2/8/25	*	28:24	0-2	0-0	0-0	6-4	10	3	0	0	0	0	0
*** rv/rv BAYLOR**	**2/10/25**	*	**27:23**	**3-4**	**0-0**	**0-0**	**5-3**	**8**	**1**	**1**	**0**	**1**	**0**	**6**
* at #13/13 Arizona	2/15/25	*	21:38	4-7	0-0	0-0	1-4	5	4	0	0	1	1	8
* at Arizona State	2/18/25	*	7:41	2-3	0-0	0-0	0-1	1	5	0	2	1	0	4
*** #8/8 IOWA STATE**	**2/22/25**	*	**19:45**	**1-3**	**0-0**	**0-0**	**1-1**	**2**	**4**	**0**	**2**	**1**	**2**	**2**
* at #10/10 Texas Tech	2/24/25	*	20:47	4-5	0-0	0-1	0-3	3	5	2	1	1	1	8
*** CINCINNATI**	**3/1/25**	*	**18:54**	**2-2**	**0-0**	**2-3**	**1-4**	**5**	**1**	**3**	**0**	**2**	**1**	**6**
*** KANSAS**	**3/3/25**		**27:16**	**2-5**	**0-1**	**1-2**	**3-4**	**7**	**1**	**0**	**2**	**2**	**2**	**5**
* at Baylor	3/8/25	*	28:25	1-3	0-0	0-0	1-3	4	2	1	0	2	1	2
vs. (16) Colorado	3/13/25	*	28:19	4-6	0-0	2-4	4-5	9	2	1	0	3	1	10
vs. #17/18 (4) BYU	3/14/25	*	24:04	1-4	0-1	1-2	1-4	5	3	0	1	2	3	3
vs. rv/#24 (3) Arizona	3/15/25	*	17:44	1-1	0-0	0-0	1-5	6	5	0	2	3	1	2
vs. (16) SIUE	3/20/25	*	16:57	0-2	0-0	0-0	2-3	5	1	1	0	1	2	1
vs. #24/23 (8) Gonzaga	3/22/25	*	5-9	0-0	0-0	0-0	6-5	11	1	1	1	2	0	10
vs. #22/22 (4) Purdue	3/28/25	*	15:14	1-2	0-0	1-2	1-2	3	4	1	0	0	1	3
vs. #6/6 (2) Tennessee	3/30/25	*	24:39	3-7	0-0	0-0	4-5	9	1	2	0	0	0	6
vs. #1/1 (1) Duke	3/28/25	*	25:14	2-4	0-0	0-0	5-3	8	3	2	1	4	1	4
vs. #3/3 (1) Florida	4/5/25	*	15:56	2-3	0-0	1-2	2-2	4	5	0	1	0	2	5

TUGLER's 2023-24 GAME-BY-GAME (25-3 • 12-3 Big 12)

Opponent	Date	GS	Min	FG-A	3FG-A	FT-A	Off-Def	Tot	PF	A	TO	Blk	Stl	Pts
ULM	**11/6/23**		**12:25**	**1-2**	**0-0**	**0-0**	**4-2**	**6**	**3**	**1**	**1**	**1**	**0**	**2**
TEXAS A&M-CORPUS CHRISTI	**11/11/23**		**20:56**	**1-3**	**0-1**	**0-0**	**1-2**	**3**	**4**	**1**	**0**	**3**	**0**	**2**
STETSON	**11/13/23**		**15:38**	**1-2**	**0-0**	**0-0**	**1-3**	**4**	**2**	**1**	**0**	**1**	**2**	**2**
vs. Towson	11/16/23		16:01	0-1	0-0	0-0	2-1	3	4	0	0	0	0	0
vs. Utah	11/17/23		10:01	1-1	0-0	2-6	1-0	1	3	0	0	0	1	4
vs. Dayton	11/19/23		11:11	1-1	0-0	1-2	0-1	1	3	0	0	1	0	3
MONTANA	**11/24/23**		**17:12**	**1-2**	**0-0**	**1-2**	**0-2**	**2**	**2**	**0**	**0**	**2**	**1**	**3**
at Xavier	12/1/23		12:39	3-4	0-0	0-0	3-3	6	5	0	1	2	1	6
RICE	**12/6/23**		**13:47**	**3-3**	**0-0**	**1-2**	**2-0**	**2**	**3**	**0**	**3**	**1**	**4**	**7**
JACKSON STATE	**12/9/23**		**23:01**	**0-0**	**0-0**	**1-2**	**5-4**	**9**	**3**	**0**	**0**	**1**	**3**	**1**
vs. rv/rv Texas A&M	12/16/23		21:25	2-4	0-0	0-0	3-2	5	3	1	0	3	0	4
TEXAS STATE	**12/21/23**		**19:15**	**2-5**	**0-0**	**0-0**	**3-1**	**4**	**2**	**0**	**0**	**2**	**1**	**4**
PENN	**12/30/23**	*	**21:08**	**5-7**	**0-0**	**3-6**	**3-4**	**7**	**3**	**1**	**0**	**2**	**2**	**13**
*** WEST VIRGINIA**	**1/6/24**		**17:47**	**2-4**	**0-0**	**2-2**	**1-4**	**5**	**4**	**0**	**1**	**0**	**2**	**6**
* at rv/rv Iowa State	1/9/24		17:03	1-1	0-0	1-2	1-4	5	5	0	1	0	0	3
* at rv/rv TCU	1/13/24		11:06	2-3	0-0	0-0	1-2	3	4	0	0	0	0	4
*** #25/25 TEXAS TECH**	**1/17/24**		**12:40**	**1-2**	**0-0**	**0-0**	**0-5**	**5**	**4**	**0**	**1**	**0**	**1**	**2**
*** UCF**	**1/20/24**		**14:42**	**0-1**	**0-0**	**0-1**	**4-1**	**5**	**3**	**1**	**0**	**2**	**1**	**0**
* at #21/19 BYU	1/23/24		10:58	1-3	0-0	1-4	1-3	4	2	0	1	1	1	3
*** rv/rv KANSAS STATE**	**1/27/24**		**16:00**	**2-2**	**0-0**	**3-6**	**0-3**	**3**	**4**	**0**	**0**	**1**	**1**	**7**
* at rv/rv Texas	1/29/24		19:22	2-4	0-0	0-0	4-1	5	3	0	0	2	0	4
* at #8/9 Kansas	2/3/24		33:47	3-7	0-0	2-2	5-3	8	3	0	2	1	2	8
*** OKLAHOMA STATE**	**2/6/24**		**13:33**	**1-4**	**0-0**	**0-0**	**3-3**	**6**	**4**	**0**	**0**	**1**	**1**	**2**
* at Cincinnati	2/10/24		19:36	2-3	0-0	1-2	1-2	3	3	2	0	2	0	5
*** rv/– TEXAS**	**2/17/24**		**13:31**	**1-1**	**0-0**	**0-2**	**1-2**	**3**	**3**	**0**	**1**	**1**	**1**	**2**
*** #6/6 IOWA STATE**	**2/19/24**		**11:20**	**0-3**	**0-1**	**0-0**	**0-2**	**2**	**1**	**0**	**1**	**0**	**1**	**0**
* at #11/11 Baylor	2/24/24		12:39	3-3	0-0	0-0	1-2	3	1	0	0	0	0	6
*** CINCINNATI**	**2/27/24**		**9:38**	**1-2**	**0-0**	**0-0**	**2-0**	**2**	**1**	**0**	**0**	**0**	**0**	**2**

Sat out for the remainder of the season with a foot injury

#7 MILOS UZAN

Guard

6-4 • 195 • Senior-1L

Las Vegas, Nev. (Oklahoma/Desert Pines HS)

Integrated Studies

lossyuzan

CAREER HIGHS

Points
26, vs. Colorado (2/28/26)
26, vs. Syracuse (11/24/25)

Field Goals Made
9, vs. Colorado (2/28/26)

Field Goal Attempts
17, vs. (10) Texas A&M (3/21/26)
17, vs. Lehigh (11/3/25)
17, vs. #22/22 (4) Purdue (3/28/25)

3-Point Field Goals Made
6, vs. #22/22 (4) Purdue (3/28/25)

3-Point Field Goal Attempts
10, vs. (10) Texas A&M (3/21/26)

Free Throws Made
6, vs. Syracuse (11/24/25)

Free Throw Attempts
6, vs. Syracuse (11/24/25)
6, vs. #17/18 (4) BYU (3/14/25)

Rebounds
9, at #12/11 Kansas (1/25/25)
12, vs. Providence (12/5/23)

Offensive Rebounds
2, vs. Syracuse (11/24/25)
2, vs. Providence (12/5/23)
2, vs. Iowa State (1/4/23)

Defensive Rebounds
9, at #12/11 Kansas (1/25/25)
10, vs. Providence (12/5/23)

Assists
10, vs. New Orleans (12/13/25)
10, vs. Jackson State (11/4/24)
10, at TCU (1/10/24)

Steals
4, vs. rv/rv (10) BYU (3/12/26)
4, vs. Jackson State (11/4/24)
4, vs. Texas (1/23/24)
4, vs. Providence (12/5/23)

Blocked Shots
1, done five times; Most recently at Cincinnati (1/3/26)
2, at Iowa State (2/28/24)
2, vs. Arkansas-Pine Bluff (11/30/23)
2, vs. Nebraska (11/24/22)

Minutes Played
41:20, at #12/11 Kansas (1/25/25)

indicates accomplished at Oklahoma

HONORS

• **All-Big 12 Conference Honorable Mention**

SENIOR (2025-26)

Made his season debut against Lehigh in season opener in Fertitta Center... Finished with 12 points, five rebounds, five assists and a steal in win over Mountain Hawks (11/3)... Finished with 11 points, three rebounds and a game-high six assists with only one turnover in more than 39 minutes in home win over Towson... Drained a 3-pointer at 14:32 mark in first half to move past 1,000 points in his total collegiate career (11/8)... Finished with 11 points and dished out a pair of assists in win over #22/25 Auburn during RxBenefits Battleground 2k25 inside Legacy Arena at The BJCC in Birmingham, Ala. (11/16)... Dished out a game-high six assists without a turnover and added eight points in home win over Rider (11/20)... Scored a career-high 26 points with a team-high six points in overtime to lead Cougars to win over Syracuse during first day of Players Era Championship inside MGM Grand Garden Arena in Las Vegas... Grabbed seven rebounds with three steals against the Orange (11/24)... Posted 17 points on 7-of-15 shooting and grabbed three rebounds with four assists aginast #17/16 Tennessee during second day of Players Era Championships inside MGM Grand Garden Arena in Las Vegas (11/25)... Scored 15 points with three 3-pointers and grabbed five rebounds with three assists in win over Notre Dame during final day of Players Era Championship inside MGM Grand Garden Arena in Las Vegas (11/26)... Led all players with eight assists and scored seven points with three rebounds and a pair of steals in win over Florida State during Houston Hoops Showdown inside Toyota Center (12/6)... Led all player with 10 assists and no turnovers in home win over New Orleans... Added seven points with a pair of rebounds against the Privateers (12/13)... Finished with 13 points on 5-of-10 shooting and dished out four assists with a rebound in win over #14/14 Arkansas during Never Forget Tribute Classic inside Prudential Center in Newark, N.J. (12/20)... Totaled 18 points with four 3-pointers, three rebounds, two assists, one block and only one turnover in nearly 32 minutes in road win at Cincinnati (1/3)... Led all players with 17 points, thanks to five 3-pointers, and added three assists and a pair of rebounds in home win over West Virginia (1/13)... Finished with 16 points on 6-of-11 shooting and dished out three assists with three steals and a pair of rebounds in home win over Arizona State (1/18)... Posted 10 points with four rebounds and four assists in road win at TCU (1/28)... Led all players with 16 points and dished out five assists with three steals, two rebounds and only one turnover in home win over Cincinnati (1/31)... Tied for game-high honors with five assists and added eight points with three rebounds in road win at #16/14 BYU (2/7)... Totaled 12 points with eight assists,

2025-26 GAME-by-GAME STATISTICS (30-6 • 14-4 Big 12)

Date	Opponent	GS	Min	FG-A	3FG-FGA	FT-FTA	OR-DR	Tot	PF	A	TO	Blk	Stl	Pts
11/3/25	**LEHIGH**	*	**36:43**	**5-17**	**1-5**	**1-2**	**0-5**	**5**	**1**	**5**	**2**	**0**	**1**	**12**
11/8/25	**TOWSON**	*	**39:16**	**4-14**	**3-12**	**0-0**	**1-2**	**3**	**2**	**6**	**1**	**0**	**1**	**11**
11/12/25	**OAKLAND**	*	**25:52**	**1-6**	**1-5**	**0-0**	**1-2**	**3**	**1**	**3**	**1**	**0**	**2**	**3**
11/16/25	vs. #22/25 Auburn	*	30:14	4-11	1-4	2-2	0-1	1	4	2	1	0	1	11
11/20/25	**RIDER**	*	**23:48**	**3-8**	**1-5**	**1-1**	**0-2**	**2**	**0**	**6**	**0**	**0**	**0**	**8**
11/24/25	vs. Syracuse	*	36:55	8-16	4-8	6-6	2-5	7	3	5	3	0	3	26
11/25/25	vs. #17/16 Tennessee	*	34:52	7-15	1-6	2-2	1-2	3	3	4	2	0	0	17
11/26/25	vs. Notre Dame	*	38:23	4-10	3-8	4-4	1-4	5	0	3	2	0	0	15
12/6/25	vs. Florida State	*	34:56	3-11	1-7	0-0	0-3	3	3	8	1	0	2	7
12/10/25	**JACKSON STATE**	*	**29:02**	**3-8**	**0-4**	**0-1**	**0-1**	**1**	**1**	**4**	**3**	**0**	**1**	**6**
12/13/25	**NEW ORLEANS**	*	**29:00**	**2-8**	**1-3**	**2-2**	**0-2**	**2**	**0**	**10**	**0**	**0**	**0**	**7**
12/20/25	vs. #14/14 Arkansas	*	38:53	5-10	2-4	1-4	0-1	1	2	4	1	1	0	13
12/29/25	**MIDDLE TENNESSEE**	*	**32:23**	**2-8**	**1-5**	**3-4**	**0-2**	**2**	**0**	**0**	**1**	**0**	**2**	**8**
1/3/26	* at Cincinnati	*	31:46	7-14	4-7	0-0	0-3	3	2	2	1	1	0	18
1/6/26	*** #14/14 TEXAS TECH**	*	**34:32**	**2-12**	**0-3**	**3-5**	**0-1**	**1**	**2**	**0**	**3**	**0**	**0**	**7**
1/10/26	* at Baylor	*	26:59	1-10	0-5	4-4	0-4	4	2	5	1	0	1	6
1/13/26	*** WEST VIRGINIA**	*	**29:39**	**5-9**	**5-9**	**2-2**	**0-2**	**2**	**1**	**3**	**1**	**0**	**0**	**17**
1/18/26	*** ARIZONA STATE**	*	**32:32**	**6-11**	**4-7**	**0-0**	**1-1**	**2**	**0**	**3**	**2**	**0**	**3**	**16**
1/24/26	* at #12/12 Texas Tech	*	38:19	2-6	2-4	0-0	0-1	1	1	2	2	0	2	6
1/28/26	* at TCU	*	38:34	3-9	2-6	2-2	0-4	4	1	4	2	0	0	10
1/31/26	*** CINCINNATI**	*	**32:16**	**7-12**	**2-5**	**0-0**	**0-2**	**2**	**1**	**5**	**1**	**0**	**3**	**16**
2/4/26	*** rv/rv UCF**	*	**26:11**	**5-7**	**2-4**	**0-0**	**0-2**	**2**	**1**	**2**	**1**	**0**	**0**	**12**
2/7/26	* at #16/14 BYU	*	39:59	2-10	2-5	2-3	1-2	3	3	5	1	0	1	8
2/10/26	* at Utah	*	23:46	4-8	1-4	0-0	0-0	0	1	2	2	0	1	9
2/14/26	*** KANSAS STATE**	*	**32:55**	**5-11**	**2-5**	**0-0**	**1-1**	**2**	**1**	**8**	**0**	**0**	**1**	**12**
2/16/26	* at #6/6 Iowa State	*	34:42	3-8	2-5	3-5	0-5	5	1	6	2	0	1	11
2/21/26	*** #4/4 ARIZONA**	*	**38:03**	**3-8**	**3-5**	**0-0**	**0-1**	**1**	**2**	**3**	**1**	**0**	**0**	**9**
2/23/26	* at #14/14 Kansas	*	27:49	3-7	1-4	0-0	0-0	0	1	3	1	0	0	7
2/28/26	*** COLORADO**	*	**31:44**	**9-13**	**5-7**	**3-4**	**0-1**	**1**	**1**	**6**	**0**	**0**	**1**	**26**
3/4/26	*** BAYLOR**	*	**36:21**	**5-16**	**2-7**	**0-0**	**1-2**	**3**	**2**	**3**	**0**	**0**	**2**	**12**
3/7/26	* at Oklahoma State	*	37:05	4-10	3-8	0-1	1-2	3	1	5	1	1	1	11
3/12/26	vs. rv/rv (10) BYU	*	34:39	3-10	1-4	0-0	1-4	5	2	4	4	2	4	7
3/13/26	vs. #14/16 (3) Kansas	*	28:06	2-6	1-4	1-2	0-7	7	0	3	2	0	0	6
3/14/26	vs. #2/2 (1) Arizona	*	31:14	3-9	1-4	1-1	0-1	1	2	2	1	0	0	8
3/19/26	vs. (15) Idaho	*	32:38	5-13	2-6	0-0	0-3	3	1	3	1	0	0	12
3/21/26	vs. (10) Texas A&M	*	32:37	6-17	3-10	0-1	1-3	4	1	4	0	0	1	15
3/26/26	vs. #13/12 (10) Illinois		––	––	––	––	––	––	––	––	––	––	––	––

CAREER STATISTICS

Year	W-L	GP-GS	MP	FG-FGA	Pct	3P-A	Pct	FT-FTA	Pct	Off-Def	Reb – Avg	PF-DQ	Ast	TO	Blk	Stl	Pts – Avg
2022-23 (OU)	15-17	32-24	909	94-200	.470	29-71	.408	26-34	.765	6-81	87 – 2.7	68-1	96	69	6	24	243 – 7.6
2023-24 (OU)	20-12	32-32	1,015	114-291	.392	34-115	.296	25-37	.676	8-101	109 – 3.4	51-1	139	65	9	38	287 – 9.0
2024-25	35-5	40-40	1,261	173-382	.453	62-145	.428	47-60	.783	14-108	122 – 3.1	80-3	170	57	3	36	455 – 11.4
2025-26	30-6	36-36	1,183	146-378	.386	70-204	.343	43-58	.741	13-84	97 – 2.7	50-0	143	48	5	35	405 – 11.3
UH Totals	**65-11**	**76-76**	**2,444**	**319-760**	**.420**	**132-349**	**.378**	**90-118**	**.763**	**27-192**	**219 – 2.9**	**130-3**	**313**	**105**	**8**	**71**	**860 – 11.3**
OU Totals	**35-29**	**64-56**	**1,924**	**208-491**	**.424**	**63-186**	**.339**	**51-71**	**.718**	**14-182**	**196 – 3.1**	**119-2**	**235**	**134**	**15**	**62**	**530 – 8.3**
Totals	**100-40**	**140-132**	**4,374**	**527-1,251**	**.421**	**195-535**	**.364**	**141-189**	**.746**	**41-374**	**415 – 3.0**	**249-5**	**550**	**239**	**23**	**133**	**1,390 – 9.9**

two rebounds and no turnovers in home win over Kansas State (2/14)... Led Cougars with six assists and added 11 points with five defensive rebounds and a steal at #6/6 Iowa State (2/16)... Led all players with 26 points on 9-of-13 shooting, including 5-of-7 from the arc, with six assists and no turnovers in more than 31 minutes in home win over Colorado (2/28)... Posted 12 points with three assists, three rebounds, two steals and no turnovers in more than 36 minutes in a Senior Night win over Baylor (3/4).. Scored 11 points with three rebounds, five assists , a blocked shot and steal and only one turnover in road win at Oklahoma State (3/7). **NCAA Tournament:** Scored 15 points and led all players with three 3-point field goals in Second-Round win over (10) Texas A&M... Grabbed four rebounds with four assists and a steal and no turnovers in more than 32 minutes against the Aggies (3/21).

UZAN's 2024-25 GAME-BY-GAME (35-5 • 19-1 Big 12)

Opponent	GS	Min	FG-A	3FG-A	FT-A	O-D-T	PF	A	TO	Blk	Stl	Pts
JACKSON STATE	*	**25:38**	**3-6**	**2-4**	**0-0**	**0-7-7**	**1**	**10**	**2**	**1**	**4**	**8**
vs. #11/11 Auburn	*	31:27	5-10	0-1	0-0	1-1-2	5	4	3	0	0	10
LOUISIANA	*	**21:12**	**5-9**	**2-3**	**1-1**	**0-4-4**	**0**	**5**	**0**	**0**	**2**	**13**
rv/– HOFSTRA	*	**21:32**	**1-5**	**0-2**	**2-2**	**1-4-5**	**0**	**6**	**2**	**0**	**0**	**4**
vs. #9/9 Alabama	*	11:51	2-5	1-1	0-0	1-0-1	5	1	2	0	0	5
vs. Notre Dame	*	37:26	4-11	2-5	0-0	0-3-3	0	9	1	0	1	10
vs. San Diego State	*	36:00	4-9	2-3	0-0	0-2-2	5	3	3	0	0	10
BUTLER	*	**24:46**	**6-11**	**1-3**	**0-0**	**1-1-2**	**4**	**3**	**1**	**0**	**2**	**13**
TROY	*	**20:57**	**1-7**	**0-2**	**0-1**	**1-0-1**	**1**	**5**	**0**	**0**	**0**	**2**
TOLEDO	*	**26:45**	**3-13**	**1-7**	**3-4**	**0-5-5**	**1**	**4**	**1**	**1**	**1**	**10**
TEXAS A&M CORPUS CHRISTI	*	**25:14**	**4-5**	**2-2**	**2-2**	**0-2-2**	**0**	**6**	**1**	**0**	**0**	**12**
* at Oklahoma State	*	35:53	5-10	2-6	0-0	1-5-6	3	4	1	0	2	12
*** BYU**	*	**31:04**	**2-9**	**2-6**	**1-2**	**0-2-2**	**0**	**8**	**0**	**0**	**2**	**7**
*** TCU**	*	**30:04**	**4-6**	**1-3**	**0-0**	**0-3-3**	**2**	**3**	**2**	**0**	**3**	**9**
* at Kansas State	*	28:29	4-6	0-0	0-0	1-2-3	2	2	1	0	0	8
***rv/#25 WEST VIRGINIA**	*	**34:44**	**3-8**	**1-4**	**1-1**	**1-6-7**	**0**	**4**	**0**	**0**	**2**	**8**
* at UCF	*	35:22	4-11	0-2	0-0	0-3-3	1	5	0	1	1	8
*** UTAH**	*	**24:33**	**6-9**	**2-4**	**0-0**	**1-0-1**	**2**	**5**	**1**	**0**	**1**	**14**
* at #12/11 Kansas	*	41:20	6-11	2-4	3-5	0-9-9	4	9	0	0	1	17
* at rv/rv West Virginia	*	37:33	4-10	2-4	0-0	0-0-0	4	2	2	0	1	10
***#22/19 TEXAS TECH**	*	**37:29**	**4-12**	**1-5**	**1-2**	**0-1-1**	**2**	**2**	**4**	**0**	**1**	**10**
*** OKLAHOMA STATE**	*	**35:54**	**6-10**	**3-4**	**2-2**	**0-2-2**	**3**	**5**	**0**	**0**	**0**	**17**
* at Colorado	*	37:12	4-10	2-2	2-5	1-4-5	0	3	1	0	1	12
*** rv/rv BAYLOR**	*	**34:10**	**4-9**	**1-5**	**3-4**	**0-2-2**	**2**	**6**	**0**	**0**	**2**	**12**
* at #13/13 Arizona	*	38:06	8-12	1-1	2-2	0-2-2	1	1	1	0	3	19
* at Arizona State	*	34:06	3-9	3-6	0-0	0-3-3	3	5	1	0	0	9
*** #8/8 IOWA STATE**	*	**36:14**	**7-10**	**3-5**	**2-2**	**0-4-4**	**2**	**1**	**4**	**0**	**1**	**19**
* at #10/10 Texas Tech	*	34:57	8-15	3-4	3-4	1-1-2	2	2	3	0	2	22
*** CINCINNATI**	*	**33:31**	**3-9**	**0-2**	**0-0**	**0-3-3**	**1**	**2**	**4**	**0**	**2**	**6**
*** KANSAS**	*	**22:58**	**4-10**	**2-4**	**0-0**	**0-0-0**	**3**	**2**	**1**	**0**	**0**	**10**
* at Baylor	*	31:03	5-13	1-6	1-2	1-1-2	3	3	2	0	0	12
vs. (16) Colorado	*	27:51	5-8	2-3	2-2	0-2-2	2	1	3	0	0	14
vs. #17/18 (4) BYU	*	35:36	4-9	1-3	5-6	0-3-3	0	5	0	0	0	14
vs. rv/ #24 (3) Arizona	*	36:48	8-16	4-6	5-5	0-4-4	4	4	0	0	0	25
vs. (16) SIUE	*	22:32	6-7	2-2	2-2	0-3-3	1	3	0	0	0	16
vs. #24/23 (8) Gonzaga	*	37:22	2-7	1-2	2-2	0-2-2	1	8	3	0	1	7
vs. #22/22 (4) Purdue	*	38:39	8-17	6-9	0-0	0-3-3	1	6	4	0	0	22
vs. #6/6 (2) Tennessee	*	34:10	3-9	0-2	0-0	0-3-3	2	3	1	0	1	6
vs. #1/1 (1) Duke	*	28:05	3-10	1-4	0-0	1-2-3	4	2	2	0	0	7
vs. #3/3 (1) Florida	*	34:59	2-9	0-4	2-2	1-4-5	3	1	1	0	0	6

UZAN's 2023-24 GAME-BY-GAME at OKLAHOMA (20-12 • 8-10 Big 12)

Opponent	GS	Min	FG-A	3FG-A	FT-A	O-D-T	PF	A	TO	Blk	Stl	Pts
CENTRAL MICHIGAN	*	**30:31**	**2-6**	**1-2**	**1-2**	**0-2-2**	**2**	**4**	**4**	**1**	**0**	**6**
MISSISSIPPI VALLEY STATE	*	**26:59**	**3-10**	**1-5**	**0-0**	**0-3-3**	**0**	**3**	**1**	**0**	**1**	**7**
TEXAS STATE	*	**24:10**	**3-6**	**1-3**	**1-2**	**0-4-4**	**0**	**5**	**2**	**0**	**1**	**8**
UT RIO GRANDE VALLEY	*	**29:03**	**3-15**	**0-5**	**2-2**	**0-2-2**	**3**	**2**	**4**	**0**	**3**	**8**
vs. Iowa	*	32:17	2-7	0-3	0-0	0-5-5	3	9	0	0	0	4
vs. USC	*	30:50	4-11	2-5	0-0	0-4-4	0	4	1	0	1	10
ARKANSAS-PINE BLUFF	*	**29:51**	**3-8**	**3-7**	**0-0**	**0-2-2**	**2**	**8**	**1**	**2**	**1**	**9**
PROVIDENCE	*	**34:05**	**8-12**	**0-0**	**1-1**	**2-10-12**	**1**	**0**	**1**	**1**	**4**	**17**
vs. Arkansas	*	32:53	4-10	1-4	2-2	0-2-2	2	2	3	0	3	11
GREEN BAY	*	**24:23**	**2-7**	**0-3**	**0-0**	**0-3-3**	**0**	**4**	**3**	**0**	**3**	**4**
vs. #11/13 North Carolina	*	32:17	4-8	1-3	1-4	1-4-5	0	2	2	1	0	10
CENTRAL ARKANSAS	*	**29:28**	**1-4**	**0-1**	**1-2**	**0-3-3**	**1**	**2**	**0**	**0**	**3**	**3**
MONMOUTH	*	**29:28**	**3-6**	**2-5**	**2-2**	**0-1-1**	**3**	**8**	**1**	**0**	**1**	**10**
rv/rv IOWA STATE	*	**31:05**	**5-9**	**2-5**	**0-0**	**0-4-4**	**1**	**5**	**3**	**0**	**0**	**12**
* at rv/rv TCU	*	36:10	6-12	1-3	0-0	0-7-7	1	10	1	1	0	13
* at #3/3 Kansas	*	31:52	6-13	2-5	1-1	0-1-1	1	3	1	0	0	15
*** WEST VIRGINIA**	*	**35:43**	**3-7**	**1-4**	**1-2**	**0-4-4**	**1**	**5**	**2**	**0**	**0**	**8**
* at Cincinnati	*	29:10	1-6	0-1	0-0	1-3-4	4	3	2	0	1	2
*** rv/rv TEXAS**	*	**29:45**	**4-12**	**1-3**	**0-0**	**0-1-1**	**2**	**4**	**1**	**0**	**4**	**9**
***#20/21 TEXAS TECH**	*	**30:14**	**5-14**	**2-5**	**1-2**	**1-1-2**	**4**	**5**	**0**	**0**	**0**	**13**
* at Kansas State	*	35:30	0-4	0-2	2-2	0-4-4	0	8	2	0	2	2
* at UCF	*	30:16	2-8	1-3	0-0	0-2-2	3	2	4	0	0	5
*** #21/19 BYU**	*	**33:36**	**6-12**	**2-6**	**2-2**	**0-5-5**	**1**	**4**	**1**	**0**	**0**	**16**
*** OKLAHOMA STATE**	*	**33:41**	**3-5**	**1-2**	**1-2**	**0-4-4**	**0**	**6**	**3**	**0**	**0**	**8**
* at #12/13 Baylor	*	30:43	4-8	1-4	0-0	0-2-2	3	4	5	0	0	9
*** #6/7 KANSAS**	*	**35:40**	**3-12**	**2-4**	**3-4**	**0-5-5**	**1**	**4**	**1**	**0**	**2**	**11**
* at Oklahoma State	*	40:21	6-15	1-7	1-1	0-2-2	1	2	2	0	1	14
* at #8/6 Iowa State	*	34:39	3-9	2-3	0-0	0-4-4	2	3	5	2	1	8
*** #1/1 HOUSTON**	*	**34:52**	**3-6**	**0-1**	**0-0**	**1-2-3**	**1**	**4**	**0**	**1**	**1**	**6**
*** CINCINNATI**	*	**24:04**	**1-10**	**0-2**	**0-0**	**1-1-2**	**5**	**3**	**4**	**0**	**1**	**2**
* at Texas	*	32:42	5-10	1-5	1-1	1-2-3	1	7	1	0	1	12
vs. TCU	*	37:43	6-9	2-4	1-3	0-2-2	2	4	4	0	3	15

UZAN's 2022-23 GAME-BY-GAME at OKLAHOMA (15-17 • 5-13 Big 12)

Opponent	GS	Min	FG-A	3FG-A	FT-A	O-D-T	PF	A	TO	Blk	Stl	Pts
SAM HOUSTON		**19:51**	**1-1**	**0-0**	**2-2**	**0-0-0**	**3**	**1**	**4**	**1**	**1**	**4**
ARKANSAS-PINE BLUFF		**28:29**	**4-5**	**1-1**	**2-2**	**0-2-2**	**2**	**2**	**3**	**0**	**3**	**11**
UNCW		**17:51**	**1-1**	**0-0**	**0-0**	**0-1-1**	**3**	**5**	**0**	**0**	**0**	**2**
SOUTH ALABAMA		**15:00**	**1-1**	**1-1**	**0-0**	**0-0-0**	**1**	**0**	**0**	**0**	**0**	**3**
vs. Nebraska		14:23	1-3	0-0	0-0	0-0-0	1	0	0	2	0	2
vs. Seton Hall		21:40	1-4	0-1	2-2	1-0-1	1	5	0	0	2	4
vs. Mississippi		18:20	1-2	0-0	0-0	0-3-3	0	1	1	1	1	2
at Villanova		15:57	0-1	0-1	0-0	0-1-1	1	2	0	0	0	0
KANSAS CITY	*	**28:31**	**5-6**	**1-2**	**0-0**	**0-1-1**	**0**	**5**	**3**	**0**	**2**	**11**
vs. #9/8 Arkansas	*	34:11	7-11	1-2	0-1	0-2-2	4	5	1	0	0	15
CENTRAL ARKANSAS	*	**25:27**	**0-4**	**0-1**	**0-0**	**0-4-4**	**1**	**9**	**2**	**0**	**0**	**0**
vs. Florida	*	33:18	3-7	0-1	0-0	0-9-9	1	5	3	0	1	6
*** #6/6 TEXAS**	*	**32:14**	**2-4**	**1-2**	**0-0**	**0-2-2**	**2**	**5**	**3**	**0**	**0**	**5**
***#25/25 IOWA STATE**	*	**31:48**	**2-6**	**0-2**	**0-0**	**2-2-4**	**0**	**4**	**4**	**0**	**2**	**4**
* at –/rv Texas Tech	*	36:32	7-10	2-2	2-2	0-3-3	3	3	4	0	1	18
* at #2/2 Kansas	*	35:05	4-8	1-3	2-2	0-5-5	5	1	1	0	0	11
*** WEST VIRGINIA**	*	**38:02**	**5-7**	**1-3**	**0-2**	**0-9-9**	**4**	**5**	**4**	**1**	**1**	**11**
* at Oklahoma State	*	32:15	4-7	0-0	0-0	0-4-4	2	1	4	0	1	8
*** #21/22 BAYLOR**	*	**27:59**	**2-5**	**1-3**	**0-0**	**1-1-2**	**2**	**4**	**2**	**0**	**1**	**5**
* at #11/11 TCU	*	25:47	1-10	0-3	0-0	0-1-1	2	3	4	0	0	2
#2/2 ALABAMA	*	**34:52**	**1-1**	**1-1**	**2-2**	**0-2-2**	**1**	**3**	**1**	**0**	**0**	**5**
*** OKLAHOMA STATE**	*	**27:36**	**4-10**	**1-5**	**2-2**	**0-4-4**	**3**	**1**	**1**	**0**	**0**	**11**
* at rv/– West Virginia	*	23:36	1-8	0-3	0-0	0-3-3	3	2	3	0	0	2
* at #14/12 Baylor	*	29:33	4-11	3-6	0-1	0-3-3	2	0	3	0	1	11
*** #9/8 KANSAS**	*	**30:43**	**3-8**	**0-2**	**0-0**	**1-1-2**	**4**	**0**	**5**	**0**	**3**	**6**
***#12/14 KANSAS STATE**	*	**26:57**	**5-8**	**3-5**	**0-0**	**0-1-1**	**4**	**2**	**1**	**0**	**0**	**13**
* at #6/5 Texas	*	39:54	6-11	1-3	2-3	0-2-2	3	4	3	0	2	15
*** TEXAS TECH**	*	**36:06**	**3-7**	**2-4**	**2-2**	**0-2-2**	**2**	**1**	**2**	**0**	**2**	**10**
* at #23/21 Iowa State	*	34:30	2-6	2-3	1-2	0-1-1	1	7	3	0	0	7
* at #11/11 Kansas State	*	33:41	7-16	3-5	3-3	0-3-3	4	5	0	0	0	20
*** #22/22 TCU**	*	**33:04**	**4-6**	**1-3**	**3-4**	**0-6-6**	**0**	**2**	**2**	**0**	**0**	**12**
vs. Oklahoma State	*	32:57	2-5	2-3	1-2	1-3-4	3	3	2	1	0	7

#3 RAMON WALKER Jr.

Guard

6-5 • 215 • r-Graduate-4L (RS '24-25)

Pearland, Texas (Shadow Creek HS)

2025 UH Graduate in Integrated Studies

Post-baccalaureate work in Health

ramonwalkerjr ramonwalker04

CAREER HIGHS

Points
13, at Temple (1/2/22)

Field Goals Made
4, done six times; Most recently vs. Notre Dame (11/26/25)

Field Goal Attempts
10, at Temple (1/2/22)

3-Point Field Goals Made
3, done three times; Most recently vs. Tulane (3/12/22)

3-Point Field Goal Attempts
6, vs. Tulane (2/2/22)
6, at Temple (1/2/22)

Free Throws Made
4, vs. #14/14 Arkansas (12/20/25)
4, vs. UCF (1/20/24)

Free Throw Attempts
6, vs. Jackson State (12/9/23)

Rebounds
7, vs. Texas A&M-Corpus Christi (11/11/23)
7, vs. ULM (11/6/23)
7, vs. rv/rv SMU (2/27/22)

Offensive Rebounds
4, vs. ULM (11/6/23)

Defensive Rebounds
6, at Tulsa (1/15/22)

Assists
2, done 10 times; Most recently vs. New Orleans (12/13/25)

Steals
2, vs. Louisiana (11/13/24)
2, vs. Penn (12/30/23)
2, vs. Oklahoma State (12/18/21)

Blocked Shots
1, done seven times; Most recently vs. Notre Dame (11/26/25)

Minutes Played
37:01, at Temple (1/2/22)

REDSHIRT SENIOR (2025-26)

Made his season debut against Lehigh in season opener in Fertitta Center... Finished with four rebounds, including three offensive boards, in win over Mountain Hawks (11/3)... Led Houston with six rebounds, including three offensive boards and added a pair of assists in home win over Oakland (11/12)... Snared four defensive rebounds with an assist and steal in home win over Rider (11/20)... Scored nine points, grabbed four rebounds, including two offensive boards, and dished out a pair of assists in win over Notre Dame during final day of Players Era Championship inside MGM Grand Garden Arena in Las Vegas... With Houston leading by four and under 12 minutes remaining, snared key offensive rebound and laid it up and in while being fouled to extend Cougar lead against the Fighting Irish (11/26)... Scored six points and grabbed three rebounds with a pair of assists in home win over Jackson State (12/10)... Posted eight points with three rebounds and a pair of assists in home win over New Orleans (12/13)... Came off the bench to score 12 points, including two 3-pointers, and grabbed four rebounds in win over #14/14 Arkansas during Never Forget Tribute Classic inside Prudential Center in Newark, N.J. (12/20).

2025-26 GAME-by-GAME STATISTICS (25-4 • 12-3 Big 12)

Date	Opponent	GS	Min	FG-A	3FG-FGA	FT-FTA	OR-DR	Tot	PF	A	TO	Blk	Stl	Pts
11/3/25	**LEHIGH**		**7:15**	**0-2**	**0-1**	**0-0**	**3-1**	**4**	**1**	**0**	**0**	**0**	**0**	**0**
11/8/25	**TOWSON**		**10:31**	**0-2**	**0-2**	**0-0**	**0-0**	**0**	**3**	**1**	**1**	**0**	**0**	**0**
11/12/25	**OAKLAND**		**15:06**	**0-1**	**0-1**	**0-0**	**3-3**	**6**	**1**	**2**	**0**	**0**	**0**	**0**
11/16/25	vs. #22/25 Auburn	DNP – Coach's Decision												
11/20/25	**RIDER**		**13:41**	**1-3**	**0-2**	**2-2**	**0-4**	**4**	**0**	**1**	**1**	**0**	**1**	**4**
11/24/25	vs. Syracuse	DNP – Coach's Decision												
11/25/25	vs. #17/16 Tennessee		2:16	0-0	0-0	0-0	0-0	0	0	1	0	1	0	0
11/26/25	vs. Notre Dame		23:41	4-6	1-3	0-1	2-2	4	0	2	0	1	0	9
12/6/25	vs. Florida State		3:47	0-0	0-0	0-0	1-1	2	2	1	0	0	0	0
12/10/25	**JACKSON STATE**		**13:19**	**1-5**	**1-3**	**3-4**	**1-2**	**3**	**0**	**2**	**1**	**0**	**0**	**6**
12/13/25	**NEW ORLEANS**		**14:54**	**3-4**	**2-2**	**0-0**	**0-3**	**3**	**1**	**2**	**0**	**0**	**0**	**8**
12/20/25	vs. #14/14 Arkansas		27:12	3-6	2-4	4-4	1-3	4	1	0	1	0	0	12
12/29/25	**MIDDLE TENNESSEE**		**18:38**	**1-4**	**1-2**	**0-0**	**2-1**	**3**	**0**	**0**	**0**	**0**	**0**	**3**
1/3/26	* at Cincinnati		14:11	1-3	1-3	2-2	0-2	2	0	0	0	0	0	5
1/6/26	*** #14/14 TEXAS TECH**		**4:40**	**0-0**	**0-0**	**0-0**	**0-0**	**0**	**0**	**0**	**0**	**0**	**0**	**0**
1/10/26	* at Baylor		9:18	0-1	0-1	0-0	1-1	2	3	0	0	0	1	0
1/13/26	*** WEST VIRGINIA**		**9:58**	**1-2**	**0-1**	**2-2**	**1-1**	**2**	**0**	**0**	**1**	**0**	**0**	**4**
1/18/26	*** ARIZONA STATE**		**7:35**	**1-2**	**0-0**	**0-0**	**0-0**	**0**	**0**	**0**	**1**	**0**	**0**	**2**
1/24/26	* at #12/12 Texas Tech		17:45	1-4	0-3	0-0	2-2	4	3	0	0	0	0	2
1/28/26	* at TCU		21:46	1-2	1-1	3-4	1-1	2	2	1	1	0	1	6
1/31/26	*** CINCINNATI**		**11:05**	**0-0**	**0-0**	**0-0**	**0-0**	**0**	**2**	**0**	**0**	**0**	**0**	**0**
2/4/26	*** rv/rv UCF**		**13:31**	**1-3**	**0-1**	**0-0**	**2-1**	**3**	**0**	**0**	**0**	**0**	**0**	**2**
2/7/26	* at #16/14 BYU		9:54	0-1	0-1	0-0	1-0	1	1	0	0	0	0	0
2/10/26	* at Utah		10:50	0-1	0-1	1-2	0-4	4	0	0	0	0	0	1
2/14/26	*** KANSAS STATE**		**3:09**	**0-1**	**0-1**	**1-2**	**0-0**	**0**	**0**	**0**	**0**	**0**	**0**	**1**
2/16/26	* at #6/6 Iowa State		6:51	0-1	0-1	0-0	0-1	1	3	0	0	0	1	0
2/21/26	*** #4/4 ARIZONA**		**0:02**	**0-0**	**0-0**	**0-0**	**0-0**	**0**	**0**	**0**	**0**	**0**	**0**	**0**
2/23/26	* at #14/14 Kansas	DNP – Coach's Decison												
2/28/26	*** COLORADO**	**DNP – Injury**												
3/4/26	*** BAYLOR**	*	**3:14**	**0-0**	**0-0**	**0-0**	**0-0**	**0**	**0**	**0**	**0**	**0**	**0**	**0**
3/7/26	* at Oklahoma State	DNP – Coach's Decision												
3/12/26	vs. rv/rv (10) BYU	DNP – Coach's Decision												
3/13/26	vs. #14/16 (3) Kansas		2:28	1-2	0-0	0-0	0-0	0	0	0	0	0	0	0
3/14/26	vs. #2/2 (1) Arizona	DNP – Coach's Decision												
3/19/26	vs. (15) Idaho		10:59	0-1	0-0	0-0	0-1	1	0	1	1	0	1	0
3/21/26	vs. (10) Texas A&M		5:32	0-0	0-0	1-2	0-0	0	1	1	0	0	0	1
3/26/26	vs. #13/12 (3) Illinois		––	––	––	––	––	––	––	––	––	––	––	––

CAREER STATISTICS

Year	W-L	GP-GS	MP	FG-FGA	Pct	3P-A	Pct	FT-FTA	Pct	Off-Def	Reb – Avg	PF-DQ	Ast	TO	Blk	Stl	Pts – Avg
2021-22	24-4	28-2	517	28-82	.341	17-62	.274	16-19	.842	22-53	75 – 2.7	46-0	14	15	3	10	89 – 3.2
2022-23	9-1	10-0	151	10-28	.357	4-15	.267	5-7	.714	7-18	25 – 2.5	16-1	4	6	0	2	29 – 2.9
2023-24	23-4	27-0	297	14-41	.341	7-23	.304	18-28	.643	29-49	78 – 2.9	30-0	9	8	0	9	53 – 2.0
2024-25	6-2	8-0	92	6-12	.500	2-4	.500	2-3	.667	6-13	19 – 2.4	5-0	0	1	2	2	16 – 2.0
2025-26	25-4	29-1	313	20-58	.345	9-34	.265	19-25	.760	21-34	55 – 1.9	24-0	15	8	2	5	68 – 2.3
Totals	**87-15**	**102-3**	**1,370**	**78-221**	**.353**	**39-138**	**.283**	**60-82**	**.732**	**85-167**	**252 – 2.5**	**121-1**	**42**	**38**	**7**	**28**	**255 – 2.5**

WALKER Jr.'s 2024-25 GAME-BY-GAME (6-2 • 0-0 Big 12)

Opponent	GS	Min	FG-A	3FG-A	FT-A	O-D-T	PF	A	TO	Blk	Stl	Pts
JACKSON STATE		**18:34**	**4-6**	**1-2**	**1-1**	**0-4-4**	**0**	**0**	**0**	**0**	**0**	**10**
vs. #11/11 Auburn		1:57	0-0	0-0	0-0	0-0-0	1	0	0	0	0	0
LOUISIANA		**16:26**	**1-2**	**0-1**	**0-0**	**2-3-5**	**0**	**0**	**0**	**0**	**2**	**2**
rv/– HOFSTRA		**14:35**	**1-2**	**1-1**	**0-0**	**0-3-3**	**1**	**0**	**1**	**1**	**0**	**3**
vs. #9/9 Alabama		7:08	0-0	0-0	0-0	2-1-3	1	0	0	0	0	0
vs. Notre Dame		4:35	0-0	0-0	0-0	0-0-0	0	0	0	0	0	0
vs. San Diego State	DNP – Coach's Decision											
BUTLER		**18:12**	**0-0**	**0-0**	**0-0**	**2-1-3**	**2**	**0**	**0**	**0**	**0**	**2**
TROY		**10:56**	**0-2**	**0-0**	**1-2**	**0-1-1**	**0**	**0**	**0**	**1**	**0**	**1**

Sat out for the remainder of the season with hand injury

WALKER Jr.'s 2023-24 GAME-BY-GAME (23-4 • 10-3 Big 12)

Opponent	GS	Min	FG-A	3FG-A	FT-A	O-D-T	PF	A	TO	Blk	Stl	Pts
ULM		**16:36**	**1-3**	**1-2**	**2-2**	**4-3-7**	**2**	**2**	**0**	**0**	**0**	**5**
TEXAS A&M-CORPUS CHRISTI		**13:37**	**3-6**	**2-3**	**0-2**	**2-5-7**	**2**	**0**	**0**	**0**	**1**	**8**
STETSON		**13:48**	**1-1**	**0-0**	**0-0**	**1-2-3**	**3**	**1**	**1**	**0**	**0**	**2**
vs. Towson		6:18	0-2	0-0	0-0	2-2-4	2	0	1	0	0	0
vs. Utah	DNP – Coach's Decision											
vs. Dayton		1:38	0-0	0-0	2-2	0-0-0	0	0	0	0	0	2
MONTANA		**17:58**	**0-2**	**0-1**	**1-2**	**2-2-4**	**1**	**1**	**0**	**0**	**0**	**1**
at Xavier		1:34	0-0	0-0	0-0	0-0-0	2	0	0	0	0	0
RICE		**10:08**	**1-2**	**0-0**	**0-1**	**1-2-3**	**0**	**0**	**0**	**0**	**0**	**2**
JACKSON STATE		**8:51**	**0-0**	**0-0**	**3-6**	**1-1-2**	**1**	**0**	**1**	**0**	**1**	**3**
vs. rv/rv Texas A&M	DNP – Coach's Decision											
TEXAS STATE		**20:33**	**2-6**	**0-3**	**0-0**	**2-4-6**	**4**	**1**	**1**	**0**	**1**	**4**
PENN		**24:19**	**0-2**	**0-2**	**0-0**	**3-3-6**	**3**	**1**	**0**	**0**	**2**	**0**
*** WEST VIRGINIA**		**14:27**	**2-2**	**1-1**	**0-0**	**1-4-5**	**1**	**0**	**0**	**0**	**1**	**5**
* at rv/rv Iowa State		5:28	0-0	0-0	0-0	0-1-1	0	0	1	0	0	0
* at rv/rv TCU		5:12	0-1	0-1	0-0	0-1-1	2	0	0	0	0	0
*** #25/25 TEXAS TECH**		**10:06**	**1-4**	**1-3**	**0-0**	**3-1-4**	**0**	**0**	**0**	**0**	**0**	**3**
*** UCF**		**18:38**	**1-1**	**1-1**	**4-5**	**1-2-3**	**1**	**2**	**1**	**0**	**0**	**7**
* at #21/19 BYU		6:36	0-0	0-0	0-0	0-1-1	0	0	0	0	0	0
*** rv/rv KANSAS STATE**		**11:58**	**0-1**	**0-0**	**1-2**	**0-1-1**	**1**	**0**	**0**	**0**	**0**	**1**
* at rv/rv Texas		4:12	0-0	0-0	0-0	0-1-1	1	0	0	0	0	0
* at #8/9 Kansas		3:38	0-1	0-1	0-0	0-0-0	0	0	0	0	0	0
*** OKLAHOMA STATE**		**22:05**	**0-0**	**0-0**	**0-0**	**2-4-6**	**0**	**1**	**0**	**0**	**0**	**0**
* at Cincinnati		3:57	0-0	0-0	0-0	0-1-1	0	0	0	0	0	0
*** rv/– TEXAS**		**11:41**	**0-1**	**0-1**	**2-2**	**1-3-4**	**0**	**0**	**0**	**0**	**0**	**2**
*** #6/6 IOWA STATE**		**9:24**	**0-1**	**0-1**	**2-2**	**0-1-1**	**0**	**0**	**0**	**1**	**0**	**2**
* at #11/11 Baylor	DNP – Injury											
*** CINCINNATI**	**DNP – Injury**											
* at rv/rv Oklahoma	DNP – Injury											
* at UCF	DNP – Injury											
*** #14/15 KANSAS**	**DNP – Injury**											
vs. (8) TCU	DNP – Injury											
vs. #25/23 (4) Texas Tech	DNP – Injury											
vs. #7/8 (2) Iowa State	DNP – Injury											
vs. (16) Longwood		14:04	0-1	0-0	1-2	2-0-2	3	0	0	0	2	2
vs. (9) Texas A&M		7:06	1-1	0-0	0-0	1-1-2	1	0	0	0	0	2
vs. #13/14 (4) Duke		13:16	1-3	1-3	0-0	0-3-3	0	0	1	0	0	3

WALKER Jr.'s 2022-23 GAME-BY-GAME (9-1 • 1-0 American)

Opponent	GS	Min	FG-A	3FG-A	FT-A	O-D-T	PF	A	TO	Blk	Stl	Pts
NORTHERN COLORADO		**13:38**	**1-2**	**1-2**	**0-0**	**0-1-1**	**3**	**2**	**0**	**0**	**0**	**3**
vs. Saint Joseph's		18:09	3-6	2-4	1-2	2-2-4	5	0	0	0	1	9
ORAL ROBERTS		**20:20**	**0-1**	**0-1**	**0-0**	**2-4-6**	**1**	**0**	**2**	**0**	**0**	**0**
TEXAS SOUTHERN		**17:47**	**3-6**	**1-3**	**0-0**	**1-3-4**	**2**	**1**	**0**	**0**	**1**	**7**
at rv/rv Oregon		7:18	0-0	0-0	2-3	0-0-0	0	0	0	0	0	2
KENT STATE	**DNP – Illness**											
NORFOLK STATE	**DNP – Illness**											
vs. –/rv Saint Mary's (Calif.)	DNP – Coach's Decision											
NORTH FLORIDA		**21:05**	**0-4**	**0-3**	**2-2**	**0-3-3**	**2**	**0**	**2**	**0**	**0**	**2**
#8/10 ALABAMA		**16:33**	**0-2**	**0-1**	**0-0**	**1-3-4**	**3**	**0**	**0**	**0**	**0**	**3**
NORTH CAROLINA A&T		**10:18**	**3-5**	**0-0**	**0-0**	**0-1-1**	**0**	**0**	**2**	**0**	**0**	**6**
at #2/2 Virginia	DNP – Coach's Decision											
McNEESE		**15:36**	**0-1**	**0-0**	**0-0**	**1-0-1**	**0**	**1**	**0**	**0**	**0**	**0**
* at Tulsa		9:52	0-1	0-1	0-0	0-1-1	0	0	0	0	0	0

Sat out for the remainder of the season

WALKER Jr.'s 2021-22 GAME-BY-GAME (24-4 • 15-3 American)

Opponent	GS	Min	FG-A	3FG-A	FT-A	O-D-T	PF	A	TO	Blk	Stl	Pts
HOFSTRA	**DNP – Coach's Decision**											
RICE	**DNP – Injury**											
rv/#25 VIRGINIA	**DNP – Injury**											
vs. Butler	**DNP – Injury**											
vs. Wisconsin	DNP – Injury											
vs. rv/#23 Oregon	DNP – Injury											
NORTHWESTERN STATE	**DNP – Injury**											
BRYANT	**DNP – Injury**											
ALCORN STATE	**DNP – Injury**											
at #9/9 Alabama	DNP – Injury											
LOUISIANA		**7:09**	**0-3**	**0-2**	**0-0**	**0-0-0**	**1**	**0**	**0**	**0**	**0**	**0**
vs. Oklahoma State		17:25	0-0	0-0	3-4	0-1-1	1	0	1	0	2	3
TEXAS STATE		**22:39**	**2-4**	**1-3**	**0-0**	**1-4-5**	**1**	**1**	**0**	**0**	**0**	**5**
*** CINCINNATI**	**Postponed**											
*at Temple	*	37:01	4-10	3-6	2-2	1-2-3	0	0	1	0	1	13
* at South Florida		19:11	0-4	0-4	0-0	0-1-1	1	1	1	0	0	0
*** WICHITA STATE**		**12:20**	**1-4**	**1-4**	**2-2**	**0-1-1**	**1**	**1**	**0**	**0**	**1**	**5**
* at Tulsa		30:45	1-5	0-4	0-0	0-6-6	4	1	1	0	0	2
*** SOUTH FLORIDA**	*****	**22:27**	**1-7**	**0-5**	**0-0**	**2-3-5**	**3**	**2**	**0**	**0**	**0**	**2**
*** EAST CAROLINA**		**17:01**	**1-2**	**1-2**	**0-0**	**1-5-6**	**4**	**0**	**0**	**0**	**0**	**3**
* at UCF		9:28	1-1	0-0	0-0	0-0-0	3	0	0	0	1	2
*** TULANE**		**25:21**	**4-9**	**1-6**	**2-2**	**3-1-4**	**2**	**0**	**1**	**0**	**0**	**11**
* at Cincinnati		20:33	0-2	0-2	0-0	0-1-1	1	1	0	0	0	0
* at –/rv SMU		13:08	0-0	0-0	0-0	0-1-1	1	0	1	0	0	
*** MEMPHIS**		**11:04**	**0-1**	**0-1**	**0-0**	**1-0-1**	**0**	**0**	**0**	**0**	**0**	**0**
*** UCF**		**13:15**	**2-2**	**2-2**	**2-3**	**0-1-1**	**2**	**0**	**1**	**0**	**1**	**8**
* at Wichita State		31:09	4-6	3-5	0-0	2-0-2	2	0	1	1	0	11
* at Tulane		20:02	1-4	1-4	0-0	1-4-5	1	2	0	0	0	3\
*** rv/rv SMU**		**22:10**	**0-1**	**0-1**	**0-1**	**2-5-7**	**3**	**0**	**0**	**0**	**0**	**0**
*** CINCINNATI**		**19:07**	**0-3**	**0-2**	**0-0**	**0-1-1**	**3**	**0**	**2**	**1**	**0**	**0**
*** TEMPLE**		**13:12**	**0-0**	**0-0**	**0-0**	**3-1-4**	**0**	**0**	**1**	**0**	**0**	**0**
* at Memphis		12:52	0-1	0-1	0-0	1-2-3	2	1	2	0	1	0
vs. Cincinnati		13:06	0-0	0-0	3-3	0-1-1	2	1	0	0	0	3
vs. Tulane		23:19	4-7	3-4	0-0	1-5-6	1	1	1	0	1	11
vs. Memphis		19:40	0-2	0-2	0-0	1-0-1	0	0	1	0	0	0
vs. UAB		16:28	0-1	0-1	2-2	2-4-6	3	2	0	0	1	2
vs. #19/16 Illinois		11:55	0-0	0-0	0-0	0-0-0	1	0	0	0	0	0
vs. #2/2 Arizona		26:30	2-3	1-2	0-0	0-3-3	2	0	0	1	1	5
vs. #6/5 Villanova		8:45	0-0	0-0	0-0	0-0-0	1	0	0	0	0	0

THE LAST TIME...

A TEAM...

Poll Rankings

Was ranked in one national poll
#5 (1,214 pts.), Associated Press (March 16, 2026)
#5 (653 pts.), *USA TODAY Sports* Coaches (March 15, 2026)

Was ranked in both national polls
#5 (1,214 pts.), Associated Press (March 16, 2026)
#5 (653 pts.), *USA TODAY Sports* Coaches (March 15, 2026)

Received points in one national poll
#5 (1,214 pts.), Associated Press (March 16, 2026)
#5 (653 pts.), *USA TODAY Sports* Coaches (March 15, 2026)

Received points in both national polls
#5 (1,214 pts.), Associated Press (March 16, 2026)
#5 (653 pts.), *USA TODAY Sports* Coaches (March 15, 2026)

Received 50+ first-place votes in one national poll
52, Associated Press (March 11, 2024)

Received 40+ first-place votes in one national poll
52, Associated Press (March 11, 2024)

Received 35+ first-place votes in one national poll
52, Associated Press (March 11, 2024)

Received 30+ first-place votes in one national poll
52, Associated Press (March 11, 2024)

Received 20+ first-place votes in one national poll
52, Associated Press (March 11, 2024)
29, *USA TODAY Sports* Coaches (March 11, 2024)

Received 10+ first-place votes in both national polls
18, Associated Press (Nov. 10, 2025)
12, *USA TODAY Sports* Coaches (Preseason 2025-26)

Received 10+ first-place votes in one national poll
12, Associated Press (Nov. 17, 2025)
12, *USA TODAY Sports* Coaches (Preseason 2025-26)

Received 5+ first-place votes in both national polls
12, Associated Press (Nov. 17, 2025)
9, *USA TODAY Sports* Coaches (Nov. 17, 2025)

Received 5+ first-place votes in one national poll
12, Associated Press (Nov. 17, 2025)
9, *USA TODAY Sports* Coaches (Nov. 17, 2025)

Received a first-place vote in both national polls
4, Associated Press (Nov. 24, 2025)
2, *USA TODAY Sports* Coaches (Nov. 24, 2025)

Received a first-place vote in one national poll
1, Associated Press (Feb. 16, 2026)

NET Rankings

Was ranked #1 in NET ranking
#1, through March 17, 2024

Was ranked in Top Five in NET ranking
#5, through March 15, 2026

Was ranked in Top 10 in NET ranking
#5, through March 15, 2026

Was ranked in Top 25 in NET ranking
#5, through March 15, 2026

vs. Ranked Teams

Played a ranked team
L, 74-79, vs. #1/1 (2) Arizona, Phillips 66 Big 12 Tournament Championship (3/14/26)

Beat a ranked team at home
W, 69-65, vs. #14/14 Texas Tech, (1/6/26)

Beat a ranked team on road
W, 77-66, at #16/14 BYU (2/7/26)

Beat a ranked team at neutral site
W, 69-47, vs. #14/16 (3) Kansas, Phillips 66 Big 12 Tournament Semifinals (3/13/26)

Lost to a ranked team at home
L, 66-73, vs. #4/4 Arizona (2/21/26)

Lost to a ranked team on road
L, 56-69, at #14/14 Kansas (2/23/26)

Lost to a ranked team at neutral site
vs. #1/1 (2) Arizona, Phillips 66 Big 12 Tournament Championship (3/14/26)

Winning Streaks

Won 5+ straight games
5 (2/28 – 3/14/26)

Won 10+ straight games
11 (11/26/25 – 1/24/26)

Won 15+ straight games
18 (2/4 – 4/7/25)

Won 20+ straight games
26 (12/17/82 – 4/4/83)

Won 25+ straight games
26 (12/17/82 – 4/4/83)

Won 30+ straight games
32 (3/25/67 – 3/16/68)

Losing Streaks

Lost 5+ straight games
7 (2/5/ – 3/1/15)

Lost 10+ straight games
11 (1/31 – 3/4/98)

Buzzer Beaters

Won on buzzer beater
UH: 62-60, layup from left side, by Milos Uzan, vs. #22/22 (4) Purdue, NCAA Tournament Midwest Regional, Sweet 16 (3/28/25) (0.9 secs left on clock)

67-65, 18-foot jumper to right of free throw line, by Jamal Shead, at Memphis (3/5/23) (no time left on clock)
Opp: 72-71, jumper by T.J. Haws from right wing, bounced off rim and in, vs. BYU (11/15/19) (no time left on clock)

Margin of Victory

Won by 20+ Points
UH: (31) 88-47, vs. (10) Texas A&M, NCAA Tournament South Region Second Round (3/21/26)
Opp: (28) 41-69, vs. #7/8 (2) Iowa State, Phillips 66 Big 12 Championship Title Game (3/16/24)

Won by 25+ Points
UH: (31) 88-47, vs. (10) Texas A&M, NCAA Tournament South Region Second Round (3/21/26)
Opp: (28) 41-69, vs. #7/8 (2) Iowa State, Phillips 66 Big 12 Championship Title Game (3/16/24)

Won by 30+ Points
UH: (31) 88-47, vs. (10) Texas A&M, NCAA Tournament South Region Second Round (3/21/26)
Opp: (37) 43-80, at rv/rv UConn (1/30/14)

Won by 35+ Points
UH: (40) 102-62, vs. Colorado (2/28/26)
Opp: (37) 43-80, at rv/rv UConn (1/30/14)

Won by 40+ Points
UH: (40) 102-62, vs. Colorado (2/28/26)
Opp: (47) 63-110, at Washington (12/24/04)

Won by 45+ Points
UH: (46) 91-45, vs. Rider (11/20/25)
Opp: (47) 63-110, at Washington (12/24/04)

Won by 50+ Points
UH: (57) 97-40, vs. Jackson State (11/4/24)
Opp: Has not happened

Won by 55+ Points
UH: (57) 97-40, vs. Jackson State (11/4/24)
Opp: Has not happened

Won by 60+ Points
UH: (67) 111-44, vs. Bryant (12/3/21)
Opp: Has not happened

Won by 65+ Points
UH: (67) 111-44, vs. Bryant (12/3/21)
Opp: Has not happened

Won by 70+ Points
UH: (77) 158-81, vs. Valparaiso (2/24/68)
Opp: Has not happened

Won by 75+ Points
UH: (77) 158-81, vs. Valparaiso (2/24/68)
Opp: Has not happened

Scored 100 points and lost
L, 101-102 (2OT), at Louisiana (1/13/88)

in Overtime

Played an overtime game
W, 78-74 (OT), vs. Syracuse, Players Era Championship, First Day (11/24/25)

Played a double-overtime game
W, 92-86 (2OT), at #12/11 Kansas (1/25/25)

Played a triple-overtime game
L, 92-101, at Tulsa (2/16/13)

Played a quadruple-overtime game
L, 77-78 (4OT), at TCU (2/17/81)

Total Points

Scored 150+ points
UH: W, 158-81, vs. Valparaiso (2/24/68)
Opp: Has not happened

Scored 140+ points
UH: W, 145-78, vs. Texas Lutheran (12/8/81)
Opp: Has not happened

Scored 130+ points
UH: W, 131-62, vs. Florida Tech (11/22/05)
Opp: Has not happened

Scored 120+ points
UH: W, 131-62, vs. Florida Tech (11/22/05)
Opp: L, 101-121, at Bowling Green (3/1/75)

Scored 110+ points
UH: W, 111-44, vs. Bryant (12/3/21)
Opp: L, 99-112, at Nevada (11/21/09)

Scored 100+ points
UH: W, 102-62, vs. Colorado (2/27/26)
Opp: W, 100-95, vs. (9) Texas A&M, NCAA Tournament South Region Round of 32, (3/24/24)

Scored 95+ points
UH: W, 102-62, vs. Colorado (2/27/26)
Opp: W, 100-95, vs. (9) Texas A&M, NCAA Tournament South Region Round of 32, (3/24/24)

Scored 60 or fewer points
UH: L, 56-69, at #14/14 Kansas (2/23/26)
Opp: W, 88-57, vs. (10) Texas A&M, NCAA Tournament South Region Second Round (3/21/26)

Scored 55 or fewer points
UH: L, 51-54, vs. #13/14 (4) Duke, NCAA Tournament Sweet 16 (3/29/24)
Opp: W, 78-47, vs. (15) Idaho, NCAA Tournament South Region First Round(3/19/26)

Scored 50 or fewer points
UH: L, 41-69, vs. #7/8 (2) Iowa State, Phillips 66 Big 12 Championship Title Game (3/16/24)
Opp: W, 78-47, vs. (15) Idaho, NCAA Tournament South Region First Round(3/19/26)

Scored 45 or fewer points
UH: L, 41-69, vs. #7/8 (2) Iowa State, Phillips 66 Big 12 Championship Title Game (3/16/24)
Opp: W, 80-38, vs. Jackson State (12/10/25)

Scored 40 or fewer points
UH: L, 39-42, vs. Oklahoma City (12/15/51)
Opp: W, 80-38, vs. Jackson State (12/10/25)

Scored 35 or fewer points
UH: L, 34-43, vs. Louisiana (12/10/47)
Opp: W, 84-31, vs. ULM (11/6/23)

Points in a Half

Scored 50+ points in a half
UH: 55 (1st), vs. Colorado (2/27/26) (W, 102-62)
Opp: 55 (1st), at #12/12 Texas Tech (1/24/26) (L, 86-90)

Scored 50+ points in both halves
UH: 52 (1st), 59 (2nd) vs. Bryant (12/3/21) (W, 111-44)
Opp: 55 (1st), at #12/12 Texas Tech (1/24/26) (L, 86-90)

Scored 55+ points in a half
UH: 55 (1st), vs. Colorado (2/27/26) (W, 102-62)
Opp: 55 (1st), at #12/12 Texas Tech (1/24/26) (L, 86-90)

Scored 55+ points in both halves
UH: 56 (1st, 2nd), vs. Houston Baptist (11/26/19) (W, 112-73)

Scored 60+ points in a half
UH: 60 (2nd), vs. Northwestern State (11/30/21) (W, 99-58)
Opp: 64, by Marshall, at C-USA Championship (3/9/11)

Scored 60+ points in both halves
UH: 69 (1st); 62 (2nd), vs. Florida Tech (11/22/05) (W, 131-62)
Opp: Has not happened

Scored 65+ points in a half
UH: 65 (2nd), at Rice (11/19/19) (W, 97-89)
Opp: 66 (2nd), by Purdue (Indianapolis) (12/10/93) (L, 90-114)

Scored 65+ points in both halves
UH: 74 (1st); 84 (2nd), vs. Valparaiso (W, 158-81)
Opp: Has not happened

Scored 70+ points in a half
UH: 84 (2nd), vs. Valparaiso (2/24/68) (W, 158-81)
Opp: Has not happened

Scored 70+ points in both halves
UH: 74 (1st); 84 (2nd), vs. Valparaiso (W, 158-81) (2/24/68)
Opp: Has not happened

Scored 75+ points in a half
UH: 84 (2nd), vs. Valparaiso (2/24/68) (W, 158-81)
Opp: Has not happened

THE LAST TIME...

Scored 80+ points in a half
UH: 84 (2nd), vs. Valparaiso (2/24/68 (W, 158-81)
Opp: Has not happened

Scored 85+ points in a half
UH: 85 (1st), vs. Texas Wesleyan (2/22/66) (W, 152-108)
Opp: Has not happened

Scored 25 points or fewer in a half
UH: 24 (1st), 23 (2nd), vs. (15) Idaho, NCAA Tournament South Region First Round (3/19/26) (W, 78-47)
Opp: 25 (1st), (22 (2nd), vs. #14/16 (3) Kansas, Phillips 66 Big 12 Tournament Semifinals (3/13/26)

Scored 20 points or fewer in a half
UH: 18 (1st), vs. rv/– Hofstra (11/22/24) (W, 80-44)
Opp: 19 (1st), vs. Kansas State (2/14/26) (W, 78-64)

Scored 15 points or fewer in a half
UH: 15, (1st), at Southern Miss (1/13/12) (L, 54-73)
Opp: 11 (1st), vs. Troy (12/10/24) (W, 62-42)
Houston school record

Scored 10 points or fewer in a half
UH: 10 (2nd), vs. rv/rv Tulsa (2/5/15) (L, 44-57)
Opp: Has not happened

Field Goal Percentage

Shot 70+ percent from field
UH: 70.0 (35-50), vs. Tennessee State (12/30/01) (W, 91-60)
Opp: Has not happened

Shot 65+ percent from field
UH: 66.7 0 (42-63),vs. East Carolina (2/25/18) (W, 109-58)
Opp: 68.9 (31-45), at #8/9 Kansas (2/3/23) (L, 67-78)

Shot 60+ percent from field
UH: 62.0 (44-71), vs. Bryant (12/3/21) (W, 111-44)
Opp: 68.9 (31-45), at #8/9 Kansas (2/3/23) (L, 67-78)

Shot 55 percent+ from field
UH: 59.6 (34-57), vs. Colorado (2/27/26) (W, 102-62)
Opp: 57.9 (22-38), vs. rv/rv Baylor (2/10/25) (W, 76-65)

Shot 50 percent+ from field
UH: 50.0 (31-62), vs. (15) Idaho, NCAA Tournament South Region First Round (3/19/26) (W, 78-47)
Opp: 50.0 (26-52), vs. #24/23 (8) Gonzaga, NCAA Tournament Midwest Region Second Round (3/22/25) (W, 81-76)

Shot 35 percent or less from field
UH: 31.8 (21-66), at #14/14 Kansas (2/23/26) (L, 56-69)
Opp: 34.6 (18-52), vs. (10) Texas A&M, NCAA Tournament South Region Second Round (3/21/26) (W, 88-57)

Shot 30 percent or less from field
UH: 26.8 (15-56), vs. #7/8 (2) Iowa State, Phillips 66 Big 12 Championship Title Game (3/16/24) (L, 41-69)
Opp: 28.6 (16-56), vs. (15) Idaho, NCAA Tournament South Region First Round (3/19/26) (W, 78-47)

Shot 25 percent or less from field
UH: 23.8 (15-63), vs. Kent State (11/26/22) (W, 49-44)
Opp: 28.6 (16-56), vs. (15) Idaho, NCAA Tournament South Region First Round (3/19/26) (W, 78-47)

Shot 20 percent or less from field
UH: TBD
Opp: 15.9 (7-44), vs. UCF (1/20/24) (W, 57-42)

3-Point Field Goals Made

Made 19+ 3-pointers
UH: 19, vs. Florida Tech (Nov. 22, 2005) (W, 131-62)
Opp: Has not happened

Made 18+ 3-pointers
UH: 18,vs. East Carolina (2/25/18) (W, 109-58)
Opp: Has not happened

Made 17+ 3-pointers
UH: 18, vs. Norfolk State (11/29/22) (W, 100-52)
Opp: Has not happened

Made 16+ 3-pointers
UH: 16, vs. BYU (1/4/25) (W, 86-55)
Opp: Has not happened

Made 15+ 3-pointers
UH: 16, vs. BYU (1/4/25) (W, 86-55)
Opp: 15, at #18/14 Louisville (1/16/14) (L, 52-91)

Made 14+ 3-pointers
UH: 16, vs. BYU (1/4/25) (W, 86-55)
Opp: 14, vs. Vermont, Gulf Coast Showcase Championship (11/23/16) (W, 72-71)

Made 13+ 3-pointers
UH: 16, vs. BYU (1/4/25) (W, 86-55)
Opp: 13, vs. Lamar (11/25/20)

Made 12+ 3-pointers
UH: 12, at Oklahoma State (3/7/26) (W, 82-75)
Opp: 12, vs. #22/19 Texas Tech (2/1/25) (L, 81-82 OT)

Made 11+ 3-pointers
UH: 12, at Oklahoma State (3/7/26) (W, 82-75)
Opp: 12, at #12/12 Texas Tech (1/24/26) (L, 86-90)

Made 10+ 3-pointers
UH: 10, **Opp:** 24.6 (14-57), vs. #14/16 (3) Kansas, Phillips 66 Big 12 Tournament Semifinals (3/13/26)
Opp: 10, vs. Cincinnati (1/31/26) (W, 76-54)

Made 3 or fewer 3-pointers
UH: 3, vs. rv/rv UCF (2/4/26) (W, 79-55)
Opp: 3, vs. Colorado (2/27/26) (W, 102-62)

Made 2 or fewer 3-pointers
UH: 2, vs. #13/14 (4) Duke, NCAA Tournament Sweet 16 (3/29/24) (L, 51-54)
Opp: 2, at Utah (2/10/26) (W, 66-52)

Made 1 or fewer 3-pointer
UH: 1, vs. #6/5 Villanova, NCAA Tournament Elite Eight (3/26/22) (L, 44-50)
Opp: 1, vs. Norfolk State (11/29/22) (W, 100-52)

Did not make a 3-pointer
UH: vs. Saint Louis (3/7/01), C-USA Tournament (L, 65-78)
Current streak of 832 straight games through March 25, 2026
Opp: at Tulsa (1/4/15) (L, 54-72)
Current streak of 406 straight games through March 25, 2026

3-Point Field Goal Attempts

Attempted 40+ 3-pointers
UH: 42, at UCF (2/2/08) (W, 84-81)
Opp: 43, vs. Hofstra (11/9/21) (W, 83-75 OT)

Attempted 35+ 3-pointers
UH: 35, at West Virginia (1/13/26) (W, 77-48)
Opp: 38, at #21/19 BYU (1/23/24) (W, 75-68)

Attempted 30+ 3-pointers
UH: 31, vs. (10) Texas A&M, NCAA Tournament South Region Second Round (3/21/26) (W, 88-57)
Opp: 30, vs. (15) Idaho, NCAA Tournament South Region First Round (3/19/26) (W, 78-47)

Attempted 25+ 3-pointers
UH: 31, vs. (10) Texas A&M, NCAA Tournament South Region Second Round (3/21/26) (W, 88-57)
Opp: 24, vs. (10) Texas A&M, NCAA Tournament South Region Second Round (3/21/26) (W, 88-57)

Attempted 20+ 3-pointers
UH: 31, vs. (10) Texas A&M, NCAA Tournament South Region Second Round (3/21/26) (W, 88-57)
Opp: 24, vs. (10) Texas A&M, NCAA Tournament South Region Second Round (3/21/26) (W, 88-57)

Attempted 15+ 3-pointers
UH: 31, vs. (10) Texas A&M, NCAA Tournament South Region Second Round (3/21/26) (W, 88-57)
Opp: 24, vs. (10) Texas A&M, NCAA Tournament South Region Second Round (3/21/26) (W, 88-57)

3-Point Field Goal Percentage

Shot 60 percent or higher from 3-pt line
UH: 60.0 (12-20), vs. Jackson State (11/4/24) (W, 97-40)
Opp: 60.0 (9-15), vs. rv/rv Baylor (2/10/25) (W, 76-65)

Shot 50 percent or higher from 3-pt line
UH: 53.3 (8-15), vs. (15) Idaho, NCAA Tournament South Region First Round (3/19/26) (W, 78-47)
Opp: 60.0 (9-15), vs. rv/rv Baylor (2/10/25) (W, 76-65)

Shot 45 percent or higher from 3-pt line
UH: 53.3 (8-15), vs. (15) Idaho, NCAA Tournament South Region First Round (3/19/26) (W, 78-47))
Opp: 46.2 (6-13), vs. #1/1 (2) Arizona, Phillips 66 Big 12 Tournament Championship (3/14/26) (L, 74-79)

Shot 40 percent or higher from 3-pt line
UH: 53.3 (8-15), vs. (15) Idaho, NCAA Tournament South Region First Round (3/19/26) (W, 78-47)
Opp: 46.2 (6-13), vs. #1/1 (2) Arizona, Phillips 66 Big 12 Tournament Championship (3/14/26) (L, 74-79)

Shot 30 percent or higher from 3-pt line
UH: 53.3 (8-15), vs. (15) Idaho, NCAA Tournament South Region First Round (3/19/26) (W, 78-47)
Opp: 46.2 (6-13), vs. #1/1 (2) Arizona, Phillips 66 Big 12 Tournament Championship (3/14/26) (L, 74-79)

Shot 20 percent or less from 3-pt line
UH: 15.8 (3-19), vs. rv/rv UCF (2/4/26) (W, 79-55)
Opp: 20.0 (9-15), vs. (15) Idaho, NCAA Tournament South Region First Round (3/19/26) (W, 78-47)

Shot 10 percent or less from 3-pt line
UH: 5.0 (1-20), vs. #6/5 Villanova, NCAA Tournament Elite Eight (3/26/22) (L, 44-50)
Opp: 8.3 (2-24), vs. (16) SIUE, NCAA Tournament Midwest Region First Round (3/20/25) (W, 78-40)

Free Throws Made

Made 40+ free throws
UH: 40, vs. Southwestern (12/12/77)
Opp: 42, vs. Texas Tech, SWC Classic (3/10/94) (L, 86-110)

Made 35+ free throws
UH: 35, vs. Southern Miss (1/23/02)
Opp: 36, vs. Wyoming, Global Sports Classic Championship Round (12/22/15)

Made 30+ free throws
UH: 31, vs. South Carolina (12/5/20) (W, 77-67)
Opp: 30, vs. #9/9 Alabama, Players Era Festival (11/26/24) (L, 80-85 OT)

Made 25+ free throws
UH: 26, vs. #9/9 Alabama, Players Era Festival (11/26/24) (L, 80-85 OT)
Opp: 30, vs. #9/9 Alabama, Players Era Festival (11/26/24) (L, 80-85 OT)

Made 20+ free throws
UH: 20, vs. (10) Texas A&M, NCAA Tournament South Region Second Round (3/21/26) (W, 88-57)
Opp: 23, vs. #1/1 (2) Arizona, Phillips 66 Big 12 Tournament Championship (3/14/26) (L, 74-79)

Made 10 or fewer free throws
UH: 8, vs. (15) Idaho, NCAA Tournament South Region First Round (3/19/26) (W, 78-47)
Opp: 9, vs. (15) Idaho, NCAA Tournament South Region First Round (3/19/26) (W, 78-47)

Made 5 or fewer free throws
UH: 5, at Utah (2/10/26) (W, 66-52)
Opp: 5, at West Virginia (1/13/26) (W, 77-48)

Made 3 or fewer free throws
UH: 3, vs. #25/25 Texas Tech (1/17/24) (W, 77-54)
Opp: 3, vs. Middle Tennessee (12/29/25) (W, 69-60)

Made 2 or fewer free throws
UH: 1, at Oklahoma State (12/8/18) (W, 63-53)
Opp: 2, vs. McNeese (12/21/22) (W, 83-44)

Made 1 or fewer free throws
UH: 1, at Oklahoma State (12/8/18) (W, 63-53)
Opp: 1, vs. Rice (1/9/91) (W, 80-73)

Made 0 free throws
UH: 0, at TCU (1/19/05) (L, 51-58)
Opp: Has not happened

Free Throws Attempts

Attempted 50+ free throws
UH: 53, vs. Southwestern (12/12/77)
Opp: 50, at Tulsa (2/16/13) (L, 92-101, 3OT)

Attempted 45+ free throws
UH: 45, vs. Texas Southern (12/23/00) (L, 68-71)
Opp: 45, vs. (9) Texas A&M, NCAA Tournament South Region Round of 32, (3/24/24) (W, 100-95, OT)

Attempted 40+ free throws
UH: 43, vs. Houston Baptist (12/16/14) (W, 83-76)
Opp: 41, vs. #9/9 Alabama, Players Era Festival (11/26/24) (L, 80-85 OT)

THE LAST TIME...

Attempted 35+ free throws
UH: 35, vs. #14/14 Arkansas, Never Forget Tribute Classic (12/20/25) (W, 99-57)
Opp: 41, vs. #9/9 Alabama, Players Era Festival (11/26/24) (L, 80-85 OT)

Attempted 30+ free throws
UH: 31, vs. Colorado (2/27/26) (W, 102-62)
Opp: 31, vs. #4/4 Arizona (2/21/26) (L, 66-73)

Attempted 10 or fewer free throws
UH: 10, at Oklahoma State (3/7/26) (W, 82-75)
Opp: 10, at West Virginia (1/13/26) (W, 77-48)

Attempted 5 or fewer free throws
UH: 4, vs. #6/6 (2) Tennessee, NCAA Tournament Midwest Region Elite Eight (3/30/25) (W, 69-50)
Opp: 5, vs. Jackson State (12/10/25) (W, 80-38)

Attempted 3 or fewer free throws
UH: 3, vs. #25/25 Texas Tech (1/17/24) (W, 77-54)
Opp: 2, vs. TCU (2/1/85) (L, 80-85)

Attempted 2 or fewer free throws
UH: 2, at Oklahoma State (12/8/18) (W, 63-53)
Opp: 2, vs. TCU (2/1/85) (L, 80-85)

Attempted 1 or fewer free throws
UH: 1, vs. SMU (2/16/11) (L, 51-65)
Opp: Has not happened

Free Throw Percentage

Shot 100 percent from FT line
UH: 100.0 (9-9), at #14/14 Kansas (2/23/26) (L, 56-69)
Opp: 100.0 (9-9), vs. Rider (11/20/25) (W, 91-45)

Shot 90 percent or higher from FT line
UH: 100.0 (9-9), at #14/14 Kansas (2/23/26) (L, 56-69)
Opp: 90.0 (18-20), at #14/14 Kansas (2/23/26) (L, 56-69)

Shot 80 percent or higher from FT line
UH: 80.0 (20-25), vs. (10) Texas A&M, NCAA Tournament South Region Second Round (3/21/26) (W, 88-57)
Opp: 85.2 (23-27), vs. #1/1 (2) Arizona, Phillips 66 Big 12 Tournament Championship (3/14/26) (L, 74-79)

Shot 70 percent or higher from FT line
UH: 80.0 (20-25), vs. (10) Texas A&M, NCAA Tournament South Region Second Round (3/21/26) (W, 88-57)
Opp: 78.9 (15-19), vs. (10) Texas A&M, NCAA Tournament South Region Second Round (3/21/26) (W, 88-57)

Shot 60 percent or higher from FT line
UH: 80.0 (20-25), vs. (10) Texas A&M, NCAA Tournament South Region Second Round (3/21/26) (W, 88-57)
Opp: 78.9 (15-19), vs. (10) Texas A&M, NCAA Tournament South Region Second Round (3/21/26) (W, 88-57)

Shot 50 percent or less from FT line
UH: 50.0 (5-10), at Utah (2/10/26) (W, 66-52)
Opp: 50.0 (11-22), at #6/6 Iowa State (2/16/26) (L, 67-70)

Shot 40 percent or less from FT line
UH: 36.4 (4-11), at #8/8 Cincinnati (1/31/18) (L, 70-80)
Opp: 35.3 (6-17), vs. ULM (11/6/23) (W, 84-31)

Rebounds

Had 60+ Rebounds
UH: 62, vs. Morgan State (11/22/14) (W, 72-57)
Opp: 65, vs. Georgetown (St. Petersburg, Fla.) (12/29/90) (L, 51-63)

Had 50+ Rebounds
UH: 50, vs. (16) SIUE, NCAA Tournament Midwest Region First Round (3/20/25) (W, 78-40)
Opp: 55, vs. (8) TCU, Big 12 Championship Quarterfinals (3/15/24) (W, 60-45)

Had 40+ Rebounds
UH: 46, vs. (10) Texas A&M, NCAA Tournament South Region Second Round (3/21/26) (W, 88-57)
Opp: 44, at #12/12 Texas Tech (1/24/26) (L, 86-90)

Had 30+ Rebounds
UH: 46, vs. (10) Texas A&M, NCAA Tournament South Region Second Round (3/21/26) (W, 88-57)
Opp: 32, vs. (15) Idaho, NCAA Tournament South Region First Round (3/19/26) (W, 78-47)

Had 20 or fewer Rebounds
UH: 18, vs. Southeastern Louisiana (12/18/04) (W, 68-61)
Opp: 20, vs. rv/rv Baylor (2/10/25) (W, 76-65)

Offensive Rebounds

Had 30+ Offensive Rebounds
UH: 30, vs. Morgan State (11/22/14) (W, 72-57)
Opp: 30, vs. (8) TCU, Phillips 66 Big 12 Championship Quarterfinals (3/14/24) (W, 60-45)

Had 26+ Offensive Rebounds
UH: 30, vs. Morgan State (11/22/14) (W, 72-57)
Opp: 26, vs. (8) Texas A&M, NCAA Tournament South Region Second Round (3/24/24) (W, 100-95 OT)

Had 25+ Offensive Rebounds
UH: 25, vs. Tulsa (1/20/21) (W, 86-59)
Opp: 26, vs. (8) Texas A&M, NCAA Tournament South Region Second Round (3/24/24) (W, 100-95 OT)

Had 24+ Offensive Rebounds
UH: 24, vs. Jackson State (12/9/23) (W, 89-55)
Opp: 26, vs. (8) Texas A&M, NCAA Tournament South Region Second Round (3/24/24) (W, 100-95 OT)

Had 23+ Offensive Rebounds
UH: 23, at Baylor (1/10/26) (W, 77-55)
Opp: 26, vs. (8) Texas A&M, NCAA Tournament South Region Second Round (3/24/24) (W, 100-95 OT)

Had 22+ Offensive Rebounds
UH: 23, at Baylor (1/10/26) (W, 77-55)
Opp: 26, vs. (8) Texas A&M, NCAA Tournament South Region Second Round (3/24/24) (W, 100-95 OT)

Had 20+ Offensive Rebounds
UH: 23, at Baylor (1/10/26) (W, 77-55)
Opp: 21, at #12/12 Texas Tech (1/24/26) (L, 86-90)

Had 15+ Offensive Rebounds
UH: 19, vs. (10) Texas A&M, NCAA Tournament South Region Second Round (3/21/26) (W, 88-57)
Opp: 21, at #12/12 Texas Tech (1/24/26) (L, 86-90)

Had 10+ Offensive Rebounds
UH: 19, vs. (10) Texas A&M, NCAA Tournament South Region Second Round (3/21/26) (W, 88-57)
Opp: 13, at Oklahoma State (3/7/26) (W, 82-75)

Rebounding Margin

Had +49 Rebound Margin
UH: Has not happened
Opp: +49 (70-21), at #10 Bradley (1/11/58) (L, 80-116)

Had +48 Rebound Margin
UH: Has not happened
Opp: +49 (70-21), at #10 Bradley (1/11/58) (L, 80-116)

Had +47 Rebound Margin
UH: Has not happened
Opp: +49 (70-21), at #10 Bradley (1/11/58) (L, 80-116)

Had +45 Rebound Margin
UH: +45 (72-27), vs. St. Mary's (Texas) (2/15/67) (W, 110-79)
Opp: +47 (74-27), vs. Notre Dame (1/9/65) (L, 80-110)

Had +44 Rebound Margin
UH: +44 (72-27), at West Texas A&M (2/23/67) (W, 120-76)
Opp: +47 (74-27), vs. Notre Dame (1/9/65) (L, 80-110)

Had +43 Rebound Margin
UH: +44 (72-27), at West Texas A&M (2/23/67) (W, 120-76)
Opp: +47 (74-27), vs. Notre Dame (1/9/65) (L, 80-110)

Had +41 Rebound Margin
UH: +42 (68-26), vs. Valparaiso (2/24/68) (W, 158-81)
Opp: +47 (74-27), vs. Notre Dame (1/9/65) (L, 80-110)

Had +40 Rebound Margin
UH: +42 (68-26), vs. Valparaiso (2/24/68) (W, 158-81)
Opp: +47 (74-27), vs. Notre Dame (1/9/65) (L, 80-10)

Had +38 Rebound Margin
UH: +38 (65-27), vs. UNLV (1/20/71) (W, 130-73)
Opp: +47 (74-27), vs. Notre Dame (1/9/65) (L, 80-10)

Had +37 Rebound Margin
UH: +37 (75-38), vs. Trinity (12/11/76) (W, 124-67)
Opp: +47 (74-27), vs. Notre Dame (1/9/65) (L, 80-10)

Had +36 Rebound Margin
UH: +37 (75-38), vs. Trinity (12/11/76) (W, 124-67)
Opp: +47 (74-27), vs. Notre Dame (1/9/65) (L, 80-110)

Had +35 Rebound Margin
UH: +35 (65-30), vs. Nevada (12/2/89) (W, 109-68)
Opp: +47 (74-27), vs. Notre Dame (1/9/65) (L, 80-110)

Had +32 Rebound Margin
UH: +35 (65-30), vs. Nevada (12/2/89) (W, 109-68)
Opp: +32 (26-58), at Arizona (12/17/06) (L, 62-87)

Had +30 Rebound Margin
UH: +31 (53-22), vs. East Carolina (2/25/18) (W, 109-58)
Opp: +31 (26-57), at Nevada (11/21/09) (L, 99-112)

Had +28 Rebound Margin
UH: +28 (54-26), vs. SMU (1/5/23) (W, 87-53)
Opp: +31 (26-57), at Nevada (11/21/09) (L, 99-112)

Had +25 Rebound Margin
UH: +26 (53-27), vs. Tulsa (2/8/23) (W, 80-42)
Opp: +27 (25-52) at UTSA (1./1/10) (L, 82-83)

Had +20 Rebound Margin
UH: +23 (50-27), vs. (16) SIUE, NCAA Tournament Midwest Region First Round (3/20/25) (W, 78-40)
Opp: +22 (23-45), vs. South Florida (12/30/15) (W, 73-67)

Had +15 Rebound Margin
UH: +17 (46-29), vs. (10) Texas A&M, NCAA Tournament South Region Second Round (3/21/26) (W, 88-57)
Opp: +16 (28-44), at #12/12 Texas Tech (1/24/26) (L, 86-90)

Had +10 Rebound Margin
UH: +17 (46-29), vs. (10) Texas A&M, NCAA Tournament South Region Second Round (3/21/26) (W, 88-57)
Opp: +16 (28-44), at #12/12 Texas Tech (1/24/26) (L, 86-90)

Had +5 Rebound Margin
UH: +17 (46-29), vs. (10) Texas A&M, NCAA Tournament South Region Second Round (3/21/26) (W, 88-57)
Opp: +6 (31-37), vs. Baylor (3/4/26) (W, 77-64)

Had +3 Rebound Margin
UH: +17 (46-292), vs. (10) Texas A&M, NCAA Tournament South Region Second Round (3/21/26) (W, 88-57)
Opp: +3 (33-36), at Oklahoma State (3/7/26) (W, 82-75)

Had +1 Rebound Margin
UH: +17 (46-29), vs. (10) Texas A&M, NCAA Tournament South Region Second Round (3/21/26) (W, 88-57)
Opp: +3 (33-36), at Oklahoma State (3/7/26) (W, 82-75)

Had Even Rebound Margin
UH: (35-35), vs. Towson (11/8/25) (W, 65-48)

Assists

Recorded 35+ assists
UH: 35, vs. SMU (1/8/83) (W, 105-71)
Opp: Has not happened

Recorded 30+ assists
UH: 31, vs. East Carolina (2/25/18) (W, 109-58)
Opp: 30, at Charlotte (12/28/98) (L, 75-105)

Recorded 25+ assists
UH: 26, vs. Norfolk State (11/29/22) (W, 100-52)
Opp: 25, at rv/rv SMU (1/21/17) (L, 64-85)

Recorded 20+ assists
UH: 20, vs. Colorado (2/27/26) (W, 102-62)
Opp: 20, vs. #22/22 (4) Purdue, NCAA Tournament Midwest Regional; Sweet 16 (3/28/25) (W, 62-60)

Recorded 15+ assists
UH: 17, at Oklahoma State (3/7/26) (W, 82-75)
Opp: 17, vs. Baylor (3/4/26) (W, 77-64)

Recorded 10+ assists
UH: 14, vs. (10) Texas A&M, NCAA Tournament South Region Second Round (3/21/26) (W, 88-57)
Opp: 11, at Oklahoma State (3/7/26) (W, 82-75)

Recorded 5 or fewer assists
UH: 5, vs. #3/3 (1) Florida, NCAA Tournament National Championship Game (4/7/25) (L, 63-65)
Opp: 5, vs. Lehigh (11/3/25) (W, 75-57)

Recorded 3 or fewer assists
UH: 3, vs. Boise State (11/27/20) (W, 68-58)
Opp: 3, vs. Saint Joseph's, Veterans Classic (11/11/22) (W, 81-55)

THE LAST TIME...

Blocked Shots

Recorded 15+ blocks
UH: 15, vs. #13 Villanova (3/27/83), NCAA Tournament Midwest Regional championship (W, 89-71)
Opp: Has not happened

Recorded 10+ blocks
UH: 11, vs. Utah (1/22/25)(W, 70-36)
Opp: 10, at Cincinnati (2/1/20) (L, 62-64)

Recorded 5+ blocks
UH: 7, vs. (10) Texas A&M, NCAA Tournament South Region Second Round (3/21/26) (W, 88-57)
Opp: 5, vs. (15) Idaho, NCAA Tournament South Region First Round (3/19/26) (W, 78-47)

Recorded 0 blocks
UH: 0, at Tulane (2/23/22) (W, 81-67)
Opp: 0, vs. (10) Texas A&M, NCAA Tournament South Region Second Round (3/21/26) (W, 88-57)

Steals

Recorded 20+ steals
UH: 22, vs. McNeese (12/31/05) (W, 78-67)
Opp: 21, vs. Texas (1/29/94 L, 78-110)

Recorded 15+ steals
UH: 15, vs. Florida State, Houston Hoops Showdown (12/6/25) (W, 82-67)
Opp: 18, vs. Arkansas-Pine Bluff, Continental Tire Las Vegas Classic Regional Round (12/17/14) (L, 56-61 OT)

Recorded 10+ steals
UH: 12, vs. rv/rv (10) BYU (3/12/26) (W, 73-66)
Opp: 10, vs. Kansas State (2/14/26) (W, 78-64)

Recorded 5+ steals
UH: 8, vs. (15) Idaho, NCAA Tournament South Region First Round (3/19/26) (W, 78-47)
Opp: 5, vs. (15) Idaho, NCAA Tournament South Region First Round (3/19/26) (W, 78-47)

Turnovers

Recorded 30+ turnovers
UH: NA
Opp: 30, vs. Louisiana College (11/19/12) (W, 106-59)

Recorded 25+ turnovers
UH: 26, vs. Nicholls (11/12/10) (W, 63-62 OT)
Opp: 25, vs. Jackson State (12/10/25) (W, 80-38)

Recorded 20+ turnovers
UH: 23, vs. Kent State (11/26/22) (W, 49-44)
Opp: 21, vs. New Orleans (12/13/25) (W, 99-57)

Recorded 15+ turnovers
UH: 16, vs. rv/rv (10) BYU (3/12/26) (W, 73-66)
Opp: 18, vs. rv/rv (10) BYU (3/12/26) (W, 73-66)

Recorded 10+ turnovers
UH: 16, vs. rv/rv (10) BYU (3/12/26) (W, 73-66)
Opp: 11, vs. (10) Texas A&M, NCAA Tournament South Region Second Round (3/21/26) (W, 88-57)

Recorded 5 or fewer turnovers
UH: 5, at Utah (2/10/26) (W, 66-52)
Opp: 5, vs. #4/4 Arizona (2/21/26) (L, 66-73)

Recorded 3 or fewer turnovers
UH: 3, at #8/9 Kansas (2/3/24) (L, 65-78)
Opp: 3, at #6/6 Iowa State (2/16/26) (L, 67-70)

Recorded 2 or fewer turnovers
UH: 1, vs. UConn (2/1/15) (W, 70-68)
Opp: NA

Fouls

Recorded 36+ fouls
UH: 36, vs. Tulsa (2/16/13) (L, 92-101)
Opp: NA

Recorded 35+ fouls
UH: 35, vs. Wyoming, Global Sports Classic Third/Championship Rounds (12/22/15) (W, 94-89 2OT)
Opp: NA

Recorded 30+ fouls
UH: 30, vs. #9/9 Alabama, Players Era Festival (11/26/24) (L, 80-85 OT)
Opp: 30, vs. UConn (1/23/20) (W, 63-59)

Recorded 25+ fouls
UH: 25, at #12/12 Texas Tech (1/24/26) (L, 86-90)
Opp: 25, vs. #9/9 Alabama, Players Era Festival (11/26/24) (L, 80-85 OT)

Recorded 20+ fouls
UH: 21, vs. #1/1 (2) Arizona, Phillips 66 Big 12 Tournament Championship (3/14/26) (L, 74-79)
Opp: 21, vs. (10) Texas A&M, NCAA Tournament South Region Second Round (3/21/26) (W, 88-57)

Recorded 15+ fouls
UH: 16, vs. (10) Texas A&M, NCAA Tournament South Region Second Round (3/21/26) (W, 88-57)
Opp: 21, vs. (10) Texas A&M, NCAA Tournament South Region Second Round (3/21/26) (W, 88-57)

Recorded 12 or fewer fouls
UH: 16, vs. (10) Texas A&M, NCAA Tournament South Region Second Round (3/21/26) (W, 88-57)
Opp: 21, vs. (10) Texas A&M, NCAA Tournament South Region Second Round (3/21/26) (W, 88-57)

Recorded 10 or fewer fouls
UH: 10, vs. Dayton, Shriners Childrens Charleston Classic Title Game (11/19/23) (W, 69-55)
Opp: 9, at #14/14 Kansas (2/23/26) (L, 56-69)

Recorded 8 or fewer fouls
UH: 4, vs. McNeese (12/21/22) (W, 83-44)
Opp: 8, vs. Our Lady of the Lake (2/6/21) (W, 112-46)

Recorded 7 or fewer fouls
UH: 4, vs. McNeese (12/21/22) (W, 83-44)
Opp: 6, at UCF (2/15/15)(L, 54-56)

Recorded 6 or fewer fouls
UH: 4, vs. McNeese (12/21/22) (W, 83-44)
Opp: 6, at UCF (2/15/15) (L, 54-56)

A PLAYER...

Triple-Doubles

Recorded a triple-double
UH: DeJon Jarreau (15 pts., 10 rebs., 10 asts.), vs. Tulane, American Championship Quarterfinals (3/12/21) (W, 77-52)
Opp: Jalen James (12 pts., 13 rebs., 10 asts.), vs. San Jose State (12/7/13) (L, 68-72)

Double-Doubles

Recorded a points-rebounds double-double
UH: Joseph Tugler (20 pts, 10 rebs) vs. #1/1 (2) Arizona, Phillips 66 Big 12 Tournament Championship (3/14/26) (L, 74-79)
Opp: Tounde Yessoufou (20 pts, 12 rebs), vs. Baylor (3/4/26) (W, 77-64)

Recorded a points-assists double-double
UH: Jamal Shead (21 pts, 10 asts), vs. (9) Texas A&M, NCAA Tournament South Region Round of 32, (3/24/24) (W, 100-95, OT)
Opp: Ryan Nembhard (10 pts, 11 asts), vs. #24/23 (8) Gonzaga, NCAA Tournament Midwest Region Second Round (3/22/25) (W, 81-76)

Had two players record a double-double
UH: Chris Cenac Jr. (11 pts, 11 rebs), Joseph Tugler (11 pts, 10 rebs) vs. #14/14 Texas Tech, (1/6/26) (W, 69-65)
Opp: Grant Nelson (13 pts, 10 rebs), Mouhamed Dioubate (10 pts., 16 rebs), vs. #9/9 Alabama, Players Era Festival (11/26/24) (L, 80-85 OT)

Had three players record a double-double
UH: J'Wan Roberts (10 pts, 11 rebs), Kiyron Powell (11 pts, 13 rebs), Jamal Shead (20 pts, 11 asts), vs. Our Lady of the Lake (2/6/21) (W, 112-46)
Opp: NA

Recorded four straight double-doubles
UH: TaShawn Thomas (24 pts, 17 rebs, at George Mason, CBI Quarterfinals;
15 pts., 10 rebs., vs. Texas, CBI First Round, 3/20/13;
15 pts., 11 rebs., vs. UTEP, C-USA Championship Quarterfinals, 3/14/13;
16 pts, 10 rebs., vs.Rice, C-USA Championship First Round, 3/13/13)

Recorded three straight double-doubles
UH: Devonta Pollard (17 pts, 10 rebs), vs. Houston Baptist (12/16/14) (W, 83-76);
(22 pts, 10 rebs), vs. Abilene Christian (12/6/14) (W, 71-59);
(10 pts., 10 rebs.), vs. UT Rio Grande Valley (12/4/14) (W, 71-59)

Recorded consecutive double-doubles
UH: Joseph Tugler
(12 pts, 11 rebs), at Baylor (1/10/26) (W, 77-55)
11 pts, 10 rebs, vs. #14/14 Texas Tech (1/16/26) (W, 69-65)

Recorded three straight double-doubles to start season
UH: Galen Robinson Jr.
(23 pts, 12 rebs) vs. UTSA (11/30/96) (W, 69-49)
(31 pts, 14 rebs) vs. Houston Christian (11/27/96) (W, 87-60)
(15 pts, 11 rebs), vs. Arkansas-Pine Bluff (L, 64-66)

Double-Doubles • Season Opener

Recorded three straight double-doubles to start season
UH: Galen Robinson Jr.
(23 pts, 12 rebs) vs. UTSA (11/30/96) (W, 69-49)
(31 pts, 14 rebs) vs. Houston Christian (11/27/96) (W, 87-60)
(15 pts, 11 rebs), vs. Arkansas-Pine Bluff (L, 64-66)

Recorded two straight double-doubles to start season
UH: 3, Galen Robinson Jr.
(23 pts, 12 rebs) vs. UTSA (11/30/96) (W, 69-49)
(31 pts, 14 rebs) vs. Houston Christian (11/27/96) (W, 87-60)
(15 pts, 11 rebs), vs. Arkansas-Pine Bluff (L, 64-66)

Recorded a double-double in season opener
UH: Chris Cenac Jr. (12 pts, 10 rebs), vs. Lehigh (11/3/25) (W, 75-57)
Opp: NA

Freshman Double-Doubles

Freshman recorded a double-double in season opener
UH: Chris Cenac Jr. (12 pts, 10 rebs), vs. Lehigh (11/3/25) (W, 75-57)
Opp: NA

Points Scored

Scored 60+ points
UH: 62, Elvin Hayes, vs. Valparaiso (2/24/68) (W, 158-81)
Opp: Has not happened

Scored 55+ points
UH: 62, Elvin Hayes, vs. Valparaiso (2/24/68) (W, 158-81)
Opp: Has not happened

Scored 50+ points
UH: 52, Robert McKiver, vs. Southern Miss (2/27/08)
Opp: 50, Ron Schlieman, North Dakota State (12/7/67)

Scored 45+ points
UH: 52, Robert McKiver, vs. Southern Miss (2/27/08)
Opp: 50, Ron Schlieman, vs. North Dakota State (12/7/67)

Scored 40+ points
UH: 42, Kingston Flemings, at #12/12 Texas Tech (1/24/26) (L, 86-90)
Opp: 42, Russ Smith, #5/5 Louisville, American Championship Semifinals (3/14/14) (L, 65-94)

Scored 35+ points
UH: 42, Kingston Flemings, at #12/12 Texas Tech (1/24/26) (L, 86-90)
Opp: 42, Russ Smith, #5/5 Louisville, American Championship Semifinals (3/14/14) (L, 65-94)

Scored 30+ points
UH: 42, Kingston Flemings, at #12/12 Texas Tech (1/24/26) (L, 86-90)
Opp: 31, JT Toppin, at #12/12 Texas Tech (1/24/26) (L, 86-90)

Scored 25+ points
UH: 26, Milos Uzan, vs. Colorado (2/27/26) (W, 102-62)
Opp: 26, AJ Dybantsa, vs. rv/rv (10) BYU (3/12/26) (W, 73-66)

Scored 20+ points
UH: 20, Joseph Tugler, vs. #1/1 (2) Arizona, Phillips 66 Big 12 Tournament Championship (3/14/26) (L, 74-79)
Opp: 21, Koa Peat, Brayden Burries, vs. #1/1 (2) Arizona, Phillips 66 Big 12 Tournament Championship (3/14/26) (L, 74-79)

Scored 20+ points in first half
UH: 22, Kingston Flemings, at #12/12 Texas Tech (1/24/26) (L, 86-90)
Opp: 20, Kendric Davis, vs. Memphis, The American Championship Title Game (3/12/23) (L, 65-75)

30-Point Game Streaks

Scored 30+ points in 3+ straight games
UH: 3, Aubrey Coleman (37, vs. Marshall, 1/30/10; 32, at Memphis, 1/23/10; 30, vs. UCF, 1/20/10)

Scored 30+ points in 2+ straight games
UH: 2, Damyean Dotson, 32, at Tulane (2/8/17) (W, 91-62); 31, vs. UCF (2/1/17) (W, 82-64)

THE LAST TIME...

20-Point Game Streaks

Scored 20+ points in 8+ straight games
UH: 11, Aubrey Coleman
29, at WKU (2/9/10) (W, 74-72)
22, vs. Southern Miss (2/6/10) (L, 55-57)
23, at UTEP (2/3/10) (L, 58-65)
37, vs. Marshall (1/30/10) (W, 81-66)
32, at Memphis (1/23/10) (L, 77-92)
30, vs. UCF (1/20/10) (L, 71-78)
25, at East Carolina (1/16/10) (W, 74-55)
22, vs. UTEP (1/13/10) (W, 75-65)
25, vs. Tulsa (1/9/10) (L, 80-86)
22, at Rice (1/6/10) (W, 83-66)
28, at Iowa State (1/3/10) (L, 75-82, 20T)

Scored 20+ points in 7+ straight games
UH: 11, Aubrey Coleman
29, at WKU (2/9/10) (W, 74-72)
22, vs. Southern Miss (2/6/10) (L, 55-57)
23, at UTEP (2/3/10) (L, 58-65)
37, vs. Marshall (1/30/10) (W, 81-66)
32, at Memphis (1/23/10) (L, 77-92)
30, vs. UCF (1/20/10) (L, 71-78)
25, at East Carolina (1/16/10) (W, 74-55)
22, vs. UTEP (1/13/10) (W, 75-65)
25, vs. Tulsa (1/9/10) (L, 80-86)
22, at Rice (1/6/10) (W, 83-66)
28, at Iowa State (1/3/10) (L, 75-82, 20T)

Scored 20+ points in 6+ straight games
UH: 6, Marcus Sasser
22, vs. Wichita State (3/2/23) (W, 83-66)
22, at East Carolina (2/25/23) (W, 76-57)
22, vs. Tulane (2/22/23) (W, 89-59)
20, vs. Memphis (2/19/23) (W, 72-64)
20, at SMU (2/16/23) (W, 80-65)
25, vs. Tulsa (2/8/23) (W, 80-42)

Scored 20+ points in 5+ straight games
UH: 6, Marcus Sasser
22, vs. Wichita State (3/2/23) (W, 83-66)
22, at East Carolina (2/25/23) (W, 76-57)
22, vs. Tulane (2/22/23) (W, 89-59)
20, vs. Memphis (2/19/23) (W, 72-64)
20, at SMU (2/16/23) (W, 80-65)
25, vs. Tulsa (2/8/23) (W, 80-42)

Scored 20+ points in 4+ straight games
UH: 5, Marcus Sasser
22, at East Carolina (2/25/23) (W, 76-57)
22, vs. Tulane (2/22/23) (W, 89-59)
20, vs. Memphis (2/19/23) (W, 72-64)
20, at SMU (2/16/23) (W, 80-65)
25, vs. Tulsa (2/8/23) (W, 80-42)

Scored 20+ points in 3+ straight games
UH: 3, Kingston Flemings
27, at TCU (1/28/26) (W, 79-70)
42, at #12/12 Texas Tech (1/24/26) (L, 86-90)
20, vs. Arizona State (1/13/26) (W, 103-73)

Scored 20+ points in 2+ straight games
UH: 2, Emanuel Sharp
27, at Utah (2/10/26) (W, 66-52)
23, vs. Kansas State (2/14/26) (W, 78-64)

Double-Digit Scorers

Had 7+ players score in double digits
UH: Lamar Roberson (25), Oliver Lafayette (19), Jahmar Thorpe (15), Ramon Dyer (14), Corey Bloom (13), Sergio de Randamie (11), Tristan Martin (10), vs. Florida Tech (11/22/05) (W, 131-62)
Opp: NA

Had 6+ players score in double digits
UH: Quentin Grimes (18), Tramon Mark (15), Marcus Sasser (14), Fabian White Jr. (12), Justin Gorham (10), Brison Gresham (10), vs. Cleveland State, NCAA Tournament First Round (3/19/21) (W, 87-56)
Opp: Tyler Betsey (16), William Kyle III (12), JJ Starling (11), Naithan George (11), Nate Kingz (10), Kiyan Anthony (10), vs. Syracuse, Players Era Championship First Day (11/24/25) (W, 78-74 OT)

Had 5+ players score in double digits
UH: Kingston Flemings (18), Emanuel Sharp (16), Joseph Tugler (13), Milos Uzan (12), Mercy Miller (10), vs. (15) Idaho, NCAA Tournament South Region First Round (3/19/26) (W, 78-47)
Opp: Tyler Betsey (16), William Kyle III (12), JJ Starling (11), Naithan George (11), Nate Kingz (10), Kiyan Anthony (10), vs. Syracuse, Players Era Championship First Day (11/24/25) (W, 78-74 OT)

Had 0 players score in double digits
UH: NA
Opp: vs. rv/rv UCF (2/4/26) (W, 79-55)

20-Point Scorers

Had 2+ 20-point scorers
UH: Kingston Flemings (27); Emanuel Sharp (23); at TCU (1/28/26) (W, 79-70)
Opp: 21, Koa Peat, Brayden Burries, vs. #1/1 (2) Arizona, Phillips 66 Big 12 Tournament Championship (3/14/26) (L, 74-79)

Had 3+ 20-point scorers
UH: Emanuel Sharp (30), LJ Cryer (21), Jamal Shead (20), vs. (9) Texas A&M, NCAA Tournament South Region Round of 32, (3/24/24) (W, 100-95, OT)
Opp: Ricky Tarrant (27), Kendall Timmons (22), Josh Davis (21), vs. Tulane (2/9/13) (L, 85-88)

Had 2+ 20-point scorers in consecutive games
UH: Kingston Flemings (27); Emanuel Sharp (23); at TCU (1/28/26) (W, 79-70)
Kingston Flemings (42); Emanuel Sharp (20); at #12/12 Texas Tech (1/24/26) (, 86-90)
Opp: NA

Field Goals Made

Made 15+ field goals
UH: 15, Kingston Flemings, at #12/12 Texas Tech (1/24/26) (L, 86-90)
Opp: 15, Craig Brackins, at Iowa State (12/28/08) (L, 67-71)

Made 10-14 field goals
UH: 15, Kingston Flemings, at #12/12 Texas Tech (1/24/26) (L, 86-90)
Opp: 12, JT Toppin, at #12/12 Texas Tech (1/24/26) (L, 86-90)

Field Goal Attempts

Attempted 30 + field goals
UH: 31, Aubrey Coleman, vs. Mississippi State (12/19/09)
Opp: NA

Attempted 25-29 field goals
UH: 26, Kingston Flemings, at #12/12 Texas Tech (1/24/26) (L, 86-90)
Opp: 26, Wade Taylor IV, vs. (9) Texas A&M, NCAA Tournament South Region Round of 32, (3/24/24) (W, 100-95, OT)

Attempted 20-24 field goals
UH: 26, Kingston Flemings, at #12/12 Texas Tech (1/24/26) (L, 86-90)
Opp: 20, PJ Haggerty, vs. Kansas State (2/14/26) (W, 78-64)

Attempted 15-19 field goals
UH: 17, Milos Uzan, vs. (10) Texas A&M, NCAA Tournament South Region Second Round (3/21/26) (W, 88-57)
Opp: 15, Koa Peat, vs. #1/1 (2) Arizona, Phillips 66 Big 12 Tournament Championship (3/14/26) (L, 74-79)

Rebounds

Recorded 30+ rebounds
UH: 37, Elvin Hayes, vs. Centenary (2/10/68)
Opp: Has not happened

Recorded 25+ rebounds
UH: 25, Hakeem Olajuwon, vs. Texas Tech (1/12/84)
Opp: 26, by Tom Owens, South Carolina (2/22/71)

Recorded 20+ rebounds
UH: 20, J'Wan Roberts, vs. Memphis, The American Championship Title Game (3/12/23) (L, 65-75)
Opp: 20, Adrick McKinney, at TCU (12/4/12) (W, 54-48)

Recorded 15+ rebounds
UH: 18, Chris Cenac Jr., vs. (15) Idaho, NCAA Tournament South Region First Round (3/19/26) (W, 78-47)
Opp: 16, Norchad Omier, at Baylor (3/8/25) (W, 65-61)

Recorded 10+ rebounds
UH: 18, Chris Cenac Jr., vs. (15) Idaho, NCAA Tournament South Region First Round (3/19/26) (W, 78-47)
Opp: 12, Flory Bidunga, vs. #14/16 (3) Kansas, Phillips 66 Big 12 Tournament Semifinals (3/13/26) (W 69-47)

Offensive Rebounds

Recorded 11+ offensive rebounds
UH: 11, Justin Gorham, vs. Alcorn State (12/20/20) (W, 88-55)
(**Opp:** 11, Isaiah Sykes, at UCF (1/11/12) (L, 63-74)

Recorded 10+ offensive rebounds
UH: 10, Josh Carlton, vs. Wichita State (1/8/22) (W, 76-66)
Opp: 11, Isaiah Sykes, at UCF (1/11/12) (L, 63-74)

Recorded 8+ offensive rebounds
UH: 8, Joseph Tugler, at Baylor (1/10/26) (W, 77-55)
Opp: 9, Norchad Omier, at Baylor (3/8/25) (W, 65-61)

Recorded 6+ offensive rebounds
UH: 7, Joseph Tugler, vs. #1/1 (2) Arizona, Phillips 66 Big 12 Tournament Championship (3/14/26) (L, 74-79)
Opp: 7, Flory Bidunga, vs. #14/16 (3) Kansas, Phillips 66 Big 12 Tournament Semifinals (3/13/26) (W 69-47)

Recorded 5+ offensive rebounds
UH: 5, Kalifa Sakho, vs. (10) Texas A&M, NCAA Tournament South Region Second Round (3/21/26) (W, 88-57)
Opp: 7, Flory Bidunga, vs. #14/16 (3) Kansas, Phillips 66 Big 12 Tournament Semifinals (3/13/26) (W 69-47)

Defensive Rebounds

Recorded 14+ defensive rebounds
UH: 17, Chris Cenac Jr., vs. (15) Idaho, NCAA Tournament South Region First Round (3/19/26) (W, 78-47)
Opp: 14, John Bohannon, at UTEP (2/27/13) (L, 53-63)

Recorded 13+ defensive rebounds
UH: 17, Chris Cenac Jr., vs. (15) Idaho, NCAA Tournament South Region First Round (3/19/26) (W, 78-47)
Opp: 13, Tremaine Isabell, Paradise Jam, vs. Drexel (11/17/17) (L, 84-80)

Recorded 12+ defensive rebounds
UH: 17, Chris Cenac Jr., vs. (15) Idaho, NCAA Tournament South Region First Round (3/19/26) (W, 78-47)
Opp: 12, Jayden Gardner, at East Carolina (1/29/20) (W, 69-59)

Recorded 11+ defensive rebounds
UH: 17, Chris Cenac Jr., vs. (15) Idaho, NCAA Tournament South Region First Round (3/19/26) (W, 78-47)
Opp: 11, Mouhamed Dioubate, vs. Alabama, Players Era Festival, First Day (11/26/24) (L, 80-85 OT)

Recorded 10+ defensive rebounds
UH: 17, Chris Cenac Jr., vs. (15) Idaho, NCAA Tournament South Region First Round (3/19/26) (W, 78-47)
Opp: 11, Mouhamed Dioubate, vs. Alabama, Players Era Festival, First Day (11/26/24) (L, 80-85 OT)

Recorded 8+ defensive rebounds
UH: 17, Chris Cenac Jr., vs. (15) Idaho, NCAA Tournament South Region First Round (3/19/26) (W, 78-47)
Opp: 9, Tounde Yessoufou, vs. Baylor (3/4/26) (W, 77-64)

Recorded 6+ defensive rebounds
UH: 6, Chris Cenac Jr., vs. (10) Texas A&M, NCAA Tournament South Region Second Round (3/21/26) (W, 88-57)
Opp: 6, Biko Johnson, vs. (15) Idaho, NCAA Tournament South Region First Round (3/19/26) (W, 78-47)

Recorded 5+ defensive rebounds
UH: 6, Chris Cenac Jr., vs. (10) Texas A&M, NCAA Tournament South Region Second Round (3/21/26) (W, 88-57)
Opp: 6, Biko Johnson, vs. (15) Idaho, NCAA Tournament South Region First Round (3/19/26) (W, 78-47)

THE LAST TIME...

Rebounding Streaks

Recorded 10+ rebounds in 15+ straight games

UH: 15, Hakeem Olajuwon,
1982-83
13, vs. Villanova (3/27/83) (W, 89-71)
22, vs. Louisville (4/2/83) (W, 94-81)
18, vs. NC State (4/4/83) (L, 52-54)

1983-84
13, vs. NC State (11/19/83 (L, 64-76)
15, Kansas (11/26/83) (W, 91-76
11, at Mississippi State (11/30/83) W(, 68-62)
18, Biscayne (12/3/83) (W, 69-51)
10, at LSU (12/6/83) (W, 100-91)
13, St. Mary's (Texas) (12/10/83) (W, 71-55)
10, Stetson (12/16/83) (W, 92-71)
17, Princeton (12/17/83) (W, 65-40)
11, Texas Lutheran (12/19/83) (W, 129-65)
13, at UC Santa Barbara (12/21/83) (W, 89-79)
13, vs. Louisville (12/25/83 (W, 76-73)
17, vs. Fresno State (12/26/83) (L, 61-68)

Recorded 10+ rebounds in 14+ straight games

UH: 15, Hakeem Olajuwon,
1982-83
13, vs. Villanova (3/27/83) (W, 89-71)
22, vs. Louisville (4/2/83) (W, 94-81)
18, vs. NC State (4/4/83) (L, 52-54)

1983-84
13, vs. NC State (11/19/83 (L, 64-76)
15, Kansas (11/26/83) (W, 91-76
11, at Mississippi State (11/30/83) W(, 68-62)
18, Biscayne (12/3/83) (W, 69-51)
10, at LSU (12/6/83) (W, 100-91)
13, St. Mary's (Texas) (12/10/83) (W, 71-55)
10, Stetson (12/16/83) (W, 92-71)
17, Princeton (12/17/83) (W, 65-40)
11, Texas Lutheran (12/19/83) (W, 129-65)
13, at UC Santa Barbara (12/21/83) (W, 89-79)
13, vs. Louisville (12/25/83 (W, 76-73)
17, vs. Fresno State (12/26/83) (L, 61-68)

Recorded 10+ rebounds in 13+ straight games

UH: 15, Hakeem Olajuwon,
1982-83
13, vs. Villanova (3/27/83) (W, 89-71)
22, vs. Louisville (4/2/83) (W, 94-81)
18, vs. NC State (4/4/83) (L, 52-54)

1983-84
13, vs. NC State (11/19/83 (L, 64-76)
15, Kansas (11/26/83) (W, 91-76
11, at Mississippi State (11/30/83) W(, 68-62)
18, Biscayne (12/3/83) (W, 69-51)
10, at LSU (12/6/83) (W, 100-91)
13, St. Mary's (Texas) (12/10/83) (W, 71-55)
10, Stetson (12/16/83) (W, 92-71)
17, Princeton (12/17/83) (W, 65-40)
11, Texas Lutheran (12/19/83) (W, 129-65)
13, at UC Santa Barbara (12/21/83) (W, 89-79)
13, vs. Louisville (12/25/83 (W, 76-73)
17, vs. Fresno State (12/26/83) (L, 61-68)

Recorded 10+ rebounds in 12+ straight games

UH: 15, Hakeem Olajuwon,
1982-83
13, vs. Villanova (3/27/83) (W, 89-71)
22, vs. Louisville (4/2/83) (W, 94-81)
18, vs. NC State (4/4/83) (L, 52-54)

1983-84
13, vs. NC State (11/19/83 (L, 64-76)
15, Kansas (11/26/83) (W, 91-76
11, at Mississippi State (11/30/83) W(, 68-62)
18, Biscayne (12/3/83) (W, 69-51)
10, at LSU (12/6/83) (W, 100-91)
13, St. Mary's (Texas) (12/10/83) (W, 71-55)
10, Stetson (12/16/83) (W, 92-71)
17, Princeton (12/17/83) (W, 65-40)
11, Texas Lutheran (12/19/83) (W, 129-65)
13, at UC Santa Barbara (12/21/83) (W, 89-79)
13, vs. Louisville (12/25/83 (W, 76-73)
17, vs. Fresno State (12/26/83) (L, 61-68)

Recorded 10+ rebounds in 11+ straight games

UH: 15, Hakeem Olajuwon,
1982-83
13, vs. Villanova (3/27/83) (W, 89-71)
22, vs. Louisville (4/2/83) (W, 94-81)
18, vs. NC State (4/4/83) (L, 52-54)

1983-84
13, vs. NC State (11/19/83 (L, 64-76)
15, Kansas (11/26/83) (W, 91-76
11, at Mississippi State (11/30/83) W(, 68-62)
18, Biscayne (12/3/83) (W, 69-51)
10, at LSU (12/6/83) (W, 100-91)
13, St. Mary's (Texas) (12/10/83) (W, 71-55)
10, Stetson (12/16/83) (W, 92-71)
17, Princeton (12/17/83) (W, 65-40)
11, Texas Lutheran (12/19/83) (W, 129-65)
13, at UC Santa Barbara (12/21/83) (W, 89-79)
13, vs. Louisville (12/25/83 (W, 76-73)
17, vs. Fresno State (12/26/83) (L, 61-68)

Recorded 10+ rebounds in 10+ straight games

UH: 15, Hakeem Olajuwon,
1982-83
13, vs. Villanova (3/27/83) (W, 89-71)
22, vs. Louisville (4/2/83) (W, 94-81)
18, vs. NC State (4/4/83) (L, 52-54)

1983-84
13, vs. NC State (11/19/83 (L, 64-76)
15, Kansas (11/26/83) (W, 91-76
11, at Mississippi State (11/30/83) W(, 68-62)
18, Biscayne (12/3/83) (W, 69-51)
10, at LSU (12/6/83) (W, 100-91)
13, St. Mary's (Texas) (12/10/83) (W, 71-55)
10, Stetson (12/16/83) (W, 92-71)
17, Princeton (12/17/83) (W, 65-40)
11, Texas Lutheran (12/19/83) (W, 129-65)
13, at UC Santa Barbara (12/21/83) (W, 89-79)
13, vs. Louisville (12/25/83 (W, 76-73)
17, vs. Fresno State (12/26/83) (L, 61-68)

Recorded 10+ rebounds in 9+ straight games

UH: 9, Justin Gorham,
11, at East Carolina (2/3/21) (L, 73-82)
17, vs. SMU (1/31/21) (W, 70-48)
15, at Tulane (1/28/21) (W, 83-60)
10, at Temple (1/23/21) (W, 68-51)
11, vs. Tulsa (1/17/21) (W, 86-59)
10, vs. UCF (1/17/21) (W, 75-58)
11, vs. Tulane (1/9/21) (W, 71-50)
10, vs. Wichita State (1/6/21) (W, 70-63)
19, at rv/rv SMU (1/3/21) (W, 74-60)

Recorded 10+ rebounds in 8+ straight games

UH: 9, Justin Gorham,
11, at East Carolina (2/3/21) (L, 73-82)
17, vs. SMU (1/31/21) (W, 70-48)
15, at Tulane (1/28/21) (W, 83-60)
10, at Temple (1/23/21) (W, 68-51)
11, vs. Tulsa (1/17/21) (W, 86-59)
10, vs. UCF (1/17/21) (W, 75-58)
11, vs. Tulane (1/9/21) (W, 71-50)
10, vs. Wichita State (1/6/21) (W, 70-63)
19, at rv/rv SMU (1/3/21) (W, 74-60)

Recorded 10+ rebounds in 7+ straight games

UH: 9, Justin Gorham,
11, at East Carolina (2/3/21) (L, 73-82)
17, vs. SMU (1/31/21) (W, 70-48)
15, at Tulane (1/28/21) (W, 83-60)
10, at Temple (1/23/21) (W, 68-51)
11, vs. Tulsa (1/17/21) (W, 86-59)
10, vs. UCF (1/17/21) (W, 75-58)
11, vs. Tulane (1/9/21) (W, 71-50)
10, vs. Wichita State (1/6/21) (W, 70-63)
19, at rv/rv SMU (1/3/21) (W, 74-60)

Recorded 10+ rebounds in 6 straight games

UH: 9, Justin Gorham,
11, at East Carolina (2/3/21) (L, 73-82)
17, vs. SMU (1/31/21) (W, 70-48)
15, at Tulane (1/28/21) (W, 83-60)
10, at Temple (1/23/21) (W, 68-51)
11, vs. Tulsa (1/17/21) (W, 86-59)
10, vs. UCF (1/17/21) (W, 75-58)
11, vs. Tulane (1/9/21) (W, 71-50)
10, vs. Wichita State (1/6/21) (W, 70-63)
19, at rv/rv SMU (1/3/21) (W, 74-60)

Recorded 10+ rebounds in 5 straight games

UH: 9, Justin Gorham,
11, at East Carolina (2/3/21) (L, 73-82)
17, vs. SMU (1/31/21) (W, 70-48)
15, at Tulane (1/28/21) (W, 83-60)
10, at Temple (1/23/21) (W, 68-51)
11, vs. Tulsa (1/17/21) (W, 86-59)
10, vs. UCF (1/17/21) (W, 75-58)
11, vs. Tulane (1/9/21) (W, 71-50)
10, vs. Wichita State (1/6/21) (W, 70-63)
19, at rv/rv SMU (1/3/21) (W, 74-60)

Recorded 10+ rebounds in 4 straight games

UH: 9, Justin Gorham,
11, at East Carolina (2/3/21) (L, 73-82)
17, vs. SMU (1/31/21) (W, 70-48)
15, at Tulane (1/28/21) (W, 83-60)
10, at Temple (1/23/21) (W, 68-51)
11, vs. Tulsa (1/17/21) (W, 86-59)
10, vs. UCF (1/17/21) (W, 75-58)
11, vs. Tulane (1/9/21) (W, 71-50)
10, vs. Wichita State (1/6/21) (W, 70-63)
19, at rv/rv SMU (1/3/21) (W, 74-60)

Recorded 10+ rebounds in 3 straight games

UH: 3, J'Wan Roberts
12, vs. Memphis (2/19/23) (W, 72-64)
10, at SMU (2/16/23) (W, 80-65)
12, vs. Tulsa (2/8/23) (W, 80-42)

Recorded 10+ rebounds in 2 straight games

UH: 2, Chris Cenac Jr.
13, vs. #4/4 Arizona (2/21/26) (L, 66-73)
12, at #6/6 Iowa State (2/16/26) (W, 67-70)

Had two players record 10+ rebounds in consecutive games

UH: Fabian White (12), Devin Davis (10), vs. UIW (11/25/17) (W, 97-58);
Nura Zanna (11), Devin Davis (10), vs. Wake Forest, Paradise Jam (11/19/17) (W, 78-73)

Had two players record 10+ rebounds

UH: 10, Jarace Walker, Emanuel Sharp, vs. SMU (1/5/23) (W, 83-57)
Opp: 11, Josh Carlton, 10, Jalen Adams, The American Championship Quarterfinals, vs. UConn (3/15/19) (W, 84-45)

Had three players record 10+ rebounds

UH: Devonta Pollard (13), LeRon Barnes (11); Cavon Baker (10), vs. Morgan State (11/22/14) (W, 72-57)
Opp: NA

Recorded 10+ rebounds in 3 straight games to start season

UH: Galen Robinson Sr.
(23 pts, 12 rebs) vs. UTSA (11/30/96) (W, 69-49)
(31 pts, 14 rebs) vs. Houston Christian (11/27/96) (W, 87-60)
(15 pts, 11 rebs), vs. Arkansas-Pine Bluff (L, 64-66)

Recorded 10+ rebounds in 2 straight games to start season

UH: 3, Galen Robinson Sr.
(12 rebs) vs. UTSA (11/30/96) (W, 69-49)
(14 rebs) vs. Houston Christian (11/27/96) (W, 87-60)
(11 rebs), vs. Arkansas-Pine Bluff (L, 64-66)

Recorded 10+ rebounds in season opener

UH: 10, Chris Cenac Jr., vs. Lehigh (11/3/25) (W, 75-57)

Freshman Rebounds

Freshman recorded 10+ rebounds in consecutive games to start season

UH: Chris Cenac Jr.
(13 rebs) vs. Towson (11/8/25) (W, 75-57)
(10 rebs) vs. Lehigh (11/3/25) (W, 75-57)

Freshman recorded 10+ rebounds in season opener

UH: Chris Cenac Jr. (12 pts, 10 rebs), vs. Lehigh (11/3/25) (W, 75-57)

Scoring & Rebounding

Recorded 30+ pts/10+ rebs.

UH: Josh Carlton (30 pts., 11 rebs.), at South Florida (1/5/22) (W, 83-66)
Opp: Steven Pledger (31 pts., 10 rebs.) vs. Oklahoma (12/17/11) (L, 74-79) *(played in Little Rock, Ark.)*

Recorded 20+ pts/20+ rebs.

UH: TaShawn Thomas (21 pts., 20 rebs.), vs. Florida A&M (11/9/12)
Opp: Kurt Thomas, TCU (26 pts., 20 rebs.) (3/9/95)

Recorded 20+ pts/15+ rebs.

UH: Nate Hinton (20 pts., 16 rebs.), vs. UCF (1/3/20) (W, 78-63)
Opp: Tyrece Radford (27 pts., 15 rebs), vs. (9) Texas A&M, NCAA Tournament South Region Round of 32, (3/24/24) (W, 100-95, OT)

Scoring & Assists

Recorded 25+ pts/10+ asts

UH: Jamal Shead (29 pts., 10 asts.), vs. #25/25 Texas Tech (1/17/24) (W, 77-54)
Opp: NA

Recorded 20+ pts/10+ asts

UH: Kingston Flemings (27 pts., 5 asts.), at TCU (1/28/26) (W, 79-70)
Opp: NA

3-Point Field Goals Made

Made 10+ 3-pointers

UH: 10, Cameron Tyson, vs. Our Lady of the Lake (2/6/21) (W, 112-46)
Opp: 11, by Dennis Scott, Georgia Tech (12/28/88)

Made 9+ 3-pointers

UH: 9, Cameron Tyson, at Tulane (1/28/21) (W, 83-60)
Opp: 11, by Dennis Scott, Georgia Tech (12/28/88)

Made 8+ 3-pointers

UH: 8, Emanuel Sharp, at Utah (2/10/26) (W, 66-52)
Opp: 8, Gabe Madsen, vs. Utah, Shriners Childrens Charleston Classic Semifinals (11/17/23) (W, 76-66)

Made 7+ 3-pointers

UH: 7, Emanuel Sharp, at Utah (2/10/26) (W, 66-52)
Opp: 8, Gabe Madsen, vs. Utah, Shriners Childrens Charleston Classic Semifinals (11/17/23) (W, 76-66)

THE LAST TIME...

Made 6+ 3-pointers
UH: 7, Emanuel Sharp, at Utah (2/10/26) (W, 66-52)
Opp: 8, Gabe Madsen, vs. Utah, Shriners Childrens Charleston Classic Semifinals (11/17/23) (W, 76-66)

3-Point Field Goal Attempts

Attempted 15+ three-pointers
UH: 12, vs. Florida State, Houston Hoops Showdown (Dec. 6, 2025) (W, 82-67)
Opp: 15, Gabe Madsen, vs. Utah, Shriners Childrens Charleston Classic Semifinals (11/17/23) (W, 76-66)

Attempted 11+ three-pointers
UH: 13, Emanuel Sharp, at Utah (2/10/26) (W, 66-52)
Opp: 11, Kerwin Walton, at #10/10 Texas Tech (2/24/25) (W, 69-61)

Attempted 8-10 three-pointers
UH: 10, Milos Uzan, vs. (10) Texas A&M, NCAA Tournament South Region Second Round (3/21/26) (W, 88-57)
Opp: 8, Emanuel Sharp, vs. (10) Texas A&M, NCAA Tournament South Region Second Round (3/21/26) (W, 88-57)

Attempted 7 three-pointers
UH: 7, Emanuel Sharp, vs. #1/1 (2) Arizona, Phillips 66 Big 12 Tournament Championship (3/14/26) (L, 74-79)
Opp: 7, Kanye Clary, Jaylen Curry, at Oklahoma State (3/7/26) (W, 82-75)

Free Throws Made

Made 15+ free throws
UH: 17, Kelvin Lewis, at UTEP (1/14/09)
Opp: 7, PJ Haggerty, David Castillo, vs. Kansas State (2/14/26) (W, 78-64)

Made 10+ free throws
UH: 10, Emanuel Sharp, vs. rv/rv (10) BYU, Phillips 66 Big 12 Tournament Quarterfinals (3/12/26) (W, 73-66)
Opp: 10, Malique Ewin, vs. #14/14 Arkansas, Never Forget Tribute Classic (12/20/25) (W, 94-85)

Free Throws Attempts

Attempted 20+ free throws
UH: 20, Alandise Harris, vs. Marshall (2/1/11) (L, 62-63)
Opp: 20, Jerryd Bayless, vs. Arizona (1/12/08) (L, 71-85)

Attempted 15+ free throws
UH: 15, Quentin Grimes, vs. South Carolina (12/5/20) (W, 77-67)
Opp: 16, Cameron Carr, at Baylor (1/10/26) (W, 77-55)

Attempted 10+ free throws
UH: 10, Emanuel Sharp, vs. rv/rv (10) BYU, Phillips 66 Big 12 Tournament Quarterfinals (3/12/26) (W, 73-66)
Opp: 10, AJ Dybantsa, vs. rv/rv (10) BYU, Phillips 66 Big 12 Tournament Quarterfinals (3/12/26) (W, 73-66)

Assists

Recorded 15+ assists
UH: 15, Randy Brown, vs. Fordham (3/17/88)
Opp: 15, Braden Smith, vs. #22/22 (4) Purdue, NCAA Tournament Midwest Regional; Sweet 16 (3/28/25) (W, 62-60)

Recorded 10+ assists
UH: 10, Milos Uzan, vs. New Orleans (12/13/25) (W, 99-57)
Opp: 15, Braden Smith, vs. #22/22 (4) Purdue, NCAA Tournament Midwest Regional; Sweet 16 (3/28/25) (W, 62-60)

Recorded 5+ assists
UH: 7, Kingston Flemings, vs. #1/1 (2) Arizona, Phillips 66 Big 12 Tournament Championship (3/14/26) (L, 74-79)
Opp: 5, Robert Wright III, vs. rv/rv (10) BYU, Phillips 66 Big 12 Tournament Quarterfinals (3/12/26) (W, 73-66)

Blocked Shots

Recorded 15+ blocks
UH: 15, Hakeem Olajuwon, vs. Biscayne (12/3/83)
Opp: Has not happened

Recorded 10+ blocks
UH: 10, Bo Outlaw, vs. Texas A&M (2/17/93)
Opp: 10, by Gerrick Morris, South Florida (2/21/04)

Recorded 8+ blocks
UH: 8, Joseph Tugler, vs. #9/9 Alabama, Players Era Festival (11/26/24) (L, 80-85 OT)
Opp: TBA

Recorded 5+ blocks
UH: 5, Joseph Tugler, vs. Syracuse, Players Era Championship First Day (11/24/25) (W, 78-74 OT)
Opp: 5, JT Toppin, vs. #14/14 Texas Tech, (1/6/26) (W, 69-65)

Recorded 3+ blocks
UH: 3, Joseph Tugler, vs. (10) Texas A&M, NCAA Tournament South Region Second Round (3/21/26) (W, 88-57)
Opp: 3, Bryson Tiller, at #14/14 Kansas (2/23/26) (L, 56-69)

Steals

Recorded 10+ steals
UH: 11, Clyde Drexler, vs. Syracuse (12/11/82)
Opp: 10, by B.J. Tyler, Texas (1/29/94)

Recorded 5+ steals
UH: 5, Kingston Flemings, at Cincinnati (1/3/26) (W, 67-60)
Opp: 7, Joshua Jefferson, vs. #8/8 Iowa State (2/22/25) (W, 68-59)

Recorded 3+ steals
UH: 3, Kingston Flemings, vs. #14/16 (3) Kansas, Phillips 66 Big 12 Tournament Semifinals (3/13/26) (W 69-47)
Opp: 3, Dominique Diomande, vs. rv/rv (10) BYU, Phillips 66 Big 12 Tournament Quarterfinals (3/12/26) (W, 73-66)

Turnovers

Recorded 11+ turnovers
UH: NA
Opp: 12, Dawan Robinson, vs. Rhode Island (12/27/05) (W, 67-41)

Recorded 10+ turnovers
UH: 10, Andre Owens, at UAB (2/22/03) (L, 52-80)
Opp: 10, Jeremy Wise, vs. Southern Miss (2/27/08) (W, 95-67)

Recorded 8+ turnovers
UH: 9, Jonathon Simmons, vs. Tulsa (1/4/12) (W, 70-69, OT)
Opp: 8, RayJ Dennis, at #11/11 Baylor (2/24/24) (W, 82-76 OT)

Recorded 5+ turnovers
UH: 5, Joseph Tugler, vs. Lehigh (11/3/25) (W, 75-57)
Opp: 5, AJ Dybantsa, Robert Wright III, vs. rv/rv (10) BYU, Phillips 66 Big 12 Tournament Quarterfinals (3/12/26) (W, 73-66)

Recorded 3+ turnovers
UH: 3, Joseph Tugler, vs. #1/1 (2) Arizona, Phillips 66 Big 12 Tournament Championship (3/14/26) (L, 74-79)
Opp: 3, Isaiah Brickner, Trevon Blassingame, vs. (15) Idaho, NCAA Tournament South Region First Round (3/19/26) (W, 78-47)

Minutes Played

Played every minute (regulation)
UH: 40:00, LJ Cryer, vs. #1/1 (1) Duke, NCAA Tournament Final Four (4/5/25) (W, 70-67)
Opp: 40:00, AJ Dybantsa, vs. rv/rv (10) BYU, Phillips 66 Big 12 Tournament Quarterfinals (3/12/26) (W, 73-66)

Two players played every minute (reg.)
UH: 40:00, L.J. Rose, LeRon Barnes, at South Florida (2/17/15) (L, 67-69)
Opp: 40:00, PJ Haggerty, Nate Johnson, vs. Kansas State (2/14/26) (W, 78-64)

Three players played every minute (reg.)
UH: 40, Dion Dowell, Richard Young, Robert Lee, vs. Creighton, Outrigger Hotels Rainbow Classic (12/22/06)
Opp: 40, by Brian Graham, Brian Swift, Bradley Mosley, vs. South Florida (2/21/04)

Played every minute (0T+)
UH: 45, LeRon Barnes, vs. UCF (1/6/15) (L, 78-79, OT)
Opp: 45, Zach Cooks, vs. Hofstra (11/9/21) (W, 83-75 OT)

Played every minute (20T+)
UH: 50, Rickie Winslow, Alvin Franklin, vs. Texas Tech (2/5/86)
Opp: 50, by Albert Thomas, Michael Strickland, vs. TCU, SWC Tournament (3/14/92)

Played every minute (30T+)
UH: 60, Clyde Drexler, at TCU (2/17/81)
Opp: 60, by Deckery Johnson, Warren Bridges, Darrell Browder, at TCU (2/17/81)

Played every minute (40T+)
UH: 60, Clyde Drexler, at TCU (2/17/81)
Opp: 60, by Deckery Johnson, Warren Bridges, Darrell Browder, at TCU (2/17/81)

Technical Fouls

Received a technical foul
UH: Coach Kelvin Sampson, vs. Colorado (2/28/26) (W, 102-62)

Kalifa Sakho, vs. Kansas State (2/14/26) (W, 78-64)
Opp: 1, Texas A&M bench, vs. (10) Texas A&M, NCAA Tournament South Region Second Round (3/21/26) (W, 88-57)

Dorin Buca, vs. Kansas State (2/14/26) (W, 78-64)

Received a major foul
UH: F1, Isiah Harwell, at #12/12 Texas Tech (1/24/26) (L, 86-90)

Opp: F1, Ruben Domineuz, vs. (10) Texas A&M, NCAA Tournament South Region Second Round (3/21/26) (W, 88-57)

Fouls

Fouled out
UH: Emanuel Sharp, vs. #1/1 (2) Arizona, Phillips 66 Big 12 Tournament Championship (3/14/26) (L, 74-79)
Opp: Tobe Awaka, Motiejus Krivas, vs. #4/4 Arizona (2/21/26) (L, 66-73)

Two players fouled out
UH: Joseph Tugler, Chris Cenac Jr., vs. #22/25 Auburn, RxBenefits Battleground 2k25 (11/16/25) (W, 73-72)
Opp: Tobe Awaka, Motiejus Krivas, vs. #4/4 Arizona (2/21/26) (L, 66-73)

Three players fouled out
UH: Ja'Vier Francis, Jamal Shead, LJ Cryer, Emanuel Sharp, vs. (9) Texas A&M, NCAA Tournament South Region Round of 32, (3/24/24) (W, 100-95, OT)
Opp: Christian Vital, James Bouknight, Sidney Wilson, vs. UConn (1/23/20) (W, 63-59)

Four players fouled out
UH: Ja'Vier Francis, Jamal Shead, LJ Cryer, Emanuel Sharp, vs. (9) Texas A&M, NCAA Tournament South Region Round of 32, (3/24/24) (W, 100-95, OT)
Opp: NA

Ejections

Was ejected
UH: Coach Kelvin Sampson, vs. Oklahoma State (2/6/24) (W, 79-63)

Justin Gorham, at Wichita State (2/18/21) (L, 63-68)
Opp: Colorado Coach Tad Boyle, (2/28/26) (W, 102-62)

Miscellaneous

Baseline photographer had camera kicked onto court during play
UH: Stephen Pinchback, vs. Lehigh (11/3/25) (W, 75-57)

#2/2 HOUSTON 61, rv/– MISSISSIPPI STATE 52

The Preview CBB Exhibition

Sun., Oct. 26, 2025 • Fort Bend Epicenter • Rosenberg, Texas

Official Basketball Box Score - Final
Mississippi St. at Houston
10/26/25 Fort Bend Epicenter, Rosenberg, Texas
2025-26 Men's Basketball

Game Time: 4:30 PM
Game Duration: 2:15

Officials: Terry Oglesby, Olandis Poole, Owen Short

Mississippi St. - 52 Record: 0-0

NO.	Name		Min	FG M-A	3P M-A	FT M-A	Rebounds OR	DR	TOT	Fouls PF	FD	TP	AS	TO	ST	Blocks BS	BA	+/-
99	Achor Achor	F	15:09	1-2	1-2	0-0	2	5	7	3	0	3	0	2	1	0	0	-2
15	Quincy Ballard	C	18:39	1-2	0-0	0-0	2	2	4	2	1	2	1	1	0	1	1	-4
5	Shawn Jones Jr.	G	27:12	2-4	0-1	5-8	1	2	3	3	4	9	0	3	0	1	0	-10
10	Jayden Epps	G	03:52	0-0	0-0	0-0	0	0	0	0	0	0	0	0	0	0	0	-5
12	Josh Hubbard	G	31:47	6-16	2-7	4-7	0	3	3	0	5	18	2	3	0	0	0	-14
11	Sergej Macura		19:59	1-1	0-0	0-0	0	3	3	2	0	2	0	3	0	0	0	-7
2	Ja'Borri McGhee		13:35	0-2	0-0	4-7	0	3	3	1	3	4	0	0	2	1	1	-4
4	Brandon Walker		07:51	0-1	0-0	0-0	0	1	1	2	1	0	0	1	0	0	0	-4
1	Dellquan Warren		15:19	2-4	1-2	0-0	0	0	0	2	2	5	3	0	1	0	0	4
14	Amier Ali		10:11	0-1	0-1	1-2	1	0	1	0	1	1	0	0	0	0	0	2
0	Jamarion Davis-Fleming		15:43	2-3	0-0	0-0	0	1	1	2	2	4	0	0	1	1	1	-2
23	King Grace		17:19	1-3	1-2	1-2	0	3	3	3	1	4	0	2	0	2	0	-7
8	Cameren Paul		03:24	0-1	0-0	0-0	0	0	0	1	0	0	0	0	0	0	0	8
Team							1	5	6	0		0		1				
Totals				16-40	5-15	15-26	7	28	35	21	20	52	6	16	5	6	3	-9

Shooting By Period		
1st FG%	5-18	27.8%
3PT%	1-8	12.5%
FT%	7-13	53.8%
2nd FG%	11-22	50.0%
3PT%	4-7	57.1%
FT%	8-13	61.5%
GM FG%	16-40	40.0%
3PT%	5-15	33.3%
FT%	15-26	57.7%

Dead Ball Rebounds: 5, 0

Major Fouls: NONE

Houston - 61 Record: 0-0

NO.	Name		Min	FG M-A	3P M-A	FT M-A	Rebounds OR	DR	TOT	Fouls PF	FD	TP	AS	TO	ST	Blocks BS	BA	+/-
11	Joseph Tugler	F	27:23	6-14	0-1	5-6	3	4	7	2	5	17	2	0	1	2	1	5
5	Chris Cenac Jr	C	29:01	3-6	0-2	3-6	4	5	9	2	3	9	1	0	4	1	0	2
4	Kingston Flemings	G	29:01	2-6	0-1	1-4	1	3	4	3	3	5	4	2	1	0	2	8
7	Milos Uzan	G	34:03	5-15	3-6	0-0	4	2	6	5	0	13	4	1	3	0	2	9
21	Emanuel Sharp	G	28:13	4-15	0-7	4-5	0	1	1	3	6	12	1	2	1	0	1	5
14	Kalifa Sakho		12:37	0-0	0-0	1-2	0	1	1	0	1	1	0	1	1	0	0	4
24	Chase McCarty		06:04	0-1	0-1	0-0	0	1	1	2	0	0	0	0	0	0	0	3
1	Isiah Harwell		15:33	1-2	0-1	0-0	2	2	4	2	2	2	0	1	0	0	0	7
25	Mercy Miller		14:52	1-3	0-1	0-0	0	3	3	1	0	2	0	0	0	0	0	-2
3	Ramon Walker Jr.		03:13	0-0	0-0	0-0	0	0	0	0	1	0	0	1	0	0	0	4
Team							5	0	5	0		0		1				
Totals				22-62	3-20	14-23	19	22	41	20	21	61	12	9	11	3	6	9

Shooting By Period		
1st FG%	9-33	27.3%
3PT%	1-11	9.1%
FT%	5-8	62.5%
2nd FG%	13-29	44.8%
3PT%	2-9	22.2%
FT%	9-15	60%
GM FG%	22-62	35.5%
3PT%	3-20	15.0%
FT%	14-23	60.9%

Dead Ball Rebounds: 2, 1

Major Fouls: NONE

	MSU	HOU
Biggest lead	0 (1st 20:00)	12 (2nd 10:47)
Best Scoring Run	9 (2nd 8:57)	6 (2nd 6:25)
Lead Changes	0	
Times Tied	0	
Time with Lead	00:00	39:41

Points from	MSU	HOU
Turnovers	8	13
Paint	18	30
Second Chance	9	9
Fast Breaks	6	7
Bench	20	5

Period by Period Scoring	1st	2nd	TOT
MSU	18	34	52
HOU	24	37	61

#2/2 HOUSTON 75, LEHIGH 57

Monday, November 3, 2025 • Fertitta Center • Houston

Official Basketball Box Score - Final
Lehigh at Houston
11/03/25 Fertitta Center, Houston, Texas
2025-26 Men's Basketball

Game Time: 7:05 PM
Game Duration: 2:17
Attendance: 7,035

Officials: Tommy Johnson, De Selle Dean, Nomi Kidwai

Lehigh - 57 Record: 0-1

NO.	Name		Min	FG M-A	3P M-A	FT M-A	Rebounds OR	DR	TOT	Fouls PF	FD	TP	AS	TO	ST	Blocks BS	BA	+/-
5	Edouard Benoit	F	25:58	0-7	0-5	0-0	1	5	6	3	4	0	1	0	1	0	1	-14
35	Hank Alvey	F	28:39	4-7	0-1	2-4	5	3	8	1	4	10	0	1	0	1	2	-22
1	Nasir Whitlock	G	35:54	6-15	1-2	5-6	3	6	9	2	5	18	0	5	1	0	3	-13
4	Joshua Ingram	G	35:17	4-6	0-0	1-2	0	5	5	4	2	9	0	5	3	1	0	-15
10	Caleb Thomas	G	29:15	3-10	1-3	3-4	0	2	2	2	3	10	3	1	0	0	0	-2
15	Alfredo Addesa		16:59	1-4	1-2	0-0	0	0	0	1	0	3	0	1	1	0	0	-2
25	Peter Kramer		16:24	1-2	1-2	3-5	0	0	0	0	2	6	0	0	1	1	0	-5
31	Jalen Vazquez		10:45	0-0	0-0	1-2	0	0	0	2	2	1	0	1	1	0	0	-16
0	Andrew Urosevic		00:24	0-0	0-0	0-0	0	0	0	0	0	0	0	0	0	0	0	0
44	Tommy Conniff		00:24	0-0	0-0	0-0	0	0	0	1	0	0	1	0	0	0	0	0
21	Jake Pike		00:01	0-0	0-0	0-0	0	0	0	0	0	0	0	0	0	0	0	-1
Team							0	0	0	0		0		1				
Totals				19-51	4-15	15-23	9	21	30	16	22	57	5	15	8	3	6	-18

Shooting By Period		
1st FG%	9-27	33.3%
3PT%	2-7	28.6%
FT%	3-4	75%
2nd FG%	10-24	41.7%
3PT%	2-8	25.0%
FT%	12-19	63.2%
GM FG%	19-51	37.3%
3PT%	4-15	26.7%
FT%	15-23	65.2%

Dead Ball Rebounds: 3, 0

Major Fouls: NONE

Houston - 75 Record: 1-0

NO.	Name		Min	FG M-A	3P M-A	FT M-A	Rebounds OR	DR	TOT	Fouls PF	FD	TP	AS	TO	ST	Blocks BS	BA	+/-
11	Joseph Tugler	F	22:06	4-8	1-1	2-2	1	1	2	4	2	11	3	5	0	4	0	27
5	Chris Cenac Jr	C	25:42	5-10	2-4	0-0	3	7	10	4	1	12	0	2	1	1	1	7
4	Kingston Flemings	G	20:45	3-4	1-2	1-2	0	2	2	3	2	8	2	1	0	0	0	1
7	Milos Uzan	G	36:43	5-17	1-5	1-2	0	5	5	1	4	12	5	2	1	0	1	13
21	Emanuel Sharp	G	34:59	7-13	1-4	9-10	3	4	7	4	5	24	1	1	3	1	1	19
14	Kalifa Sakho		08:49	0-1	0-0	1-2	1	0	1	1	1	1	0	0	0	0	0	-3
1	Isiah Harwell		18:56	1-2	1-2	0-0	1	0	1	2	0	3	2	1	4	0	0	9
24	Chase McCarty		10:44	1-3	0-2	2-2	0	4	4	0	1	4	0	0	1	0	0	12
0	Kordel Jefferson		05:46	0-0	0-0	0-0	0	1	1	2	0	0	1	1	0	0	0	8
25	Mercy Miller		06:13	0-1	0-0	0-0	0	0	0	0	0	0	0	0	1	0	0	0
3	Ramon Walker Jr.		07:15	0-2	0-1	0-0	3	1	4	1	0	0	0	0	0	0	0	-3
Team							3	3	6	0		0		0				
Totals				26-61	7-21	16-20	15	28	43	22	16	75	14	13	11	6	3	18

Shooting By Period		
1st FG%	17-30	56.7%
3PT%	4-8	50.0%
FT%	6-7	85.7%
2nd FG%	9-31	29.0%
3PT%	3-13	23.1%
FT%	10-13	76.9%
GM FG%	26-61	42.6%
3PT%	7-21	33.3%
FT%	16-20	80.0%

Dead Ball Rebounds: 3, 0

Major Fouls: NONE

	LU	HOU
Biggest lead	0 (1st 20:00)	24 (2nd 6:51)
Best Scoring Run	7 (2nd 4:41)	12 (1st 14:57)
Lead Changes	0	
Times Tied	0	
Time with Lead	00:00	39:42

Points from	LU	HOU
Turnovers	10	19
Paint	22	22
Second Chance	7	14
Fast Breaks	8	6
Bench	10	8

Period by Period Scoring	1st	2nd	TOT
LU	23	34	57
HOU	44	31	75

#2/2 HOUSTON 65, TOWSON 48

Saturday, November 8, 2025 • Fertitta Center • Houston

Official Basketball Box Score - Final
Towson at Houston
11/08/25 Fertitta Center, Houston, Texas
2025-26 Men's Basketball

Game Time: 2:02 PM
Game Duration: 2:02
Attendance: 7,035

Officials: Doug Sirmons, Chris Pacsi, Christopher Merlo

Towson - 48 Record: 1-1

NO.	Name		Min	FG M-A	3P M-A	FT M-A	Rebounds OR	DR	TOT	Fouls PF	FD	TP	AS	TO	ST	Blocks BS	BA	+/-
13	Chike Ndefo	F	15:22	1-4	0-0	0-0	0	4	4	0	1	2	0	1	0	0	1	-3
23	Caleb Embeya	F	20:32	0-0	0-0	0-0	1	2	3	3	0	0	2	2	1	0	0	-10
4	Dylan Williamson	G	37:49	5-9	0-3	3-4	0	0	0	0	3	13	3	6	2	0	0	-18
15	Tyler Tejada	G	38:28	5-14	1-7	0-0	2	6	8	0	3	11	2	3	1	0	0	-19
21	Jack Doumbia Jr.	G	31:08	6-12	0-2	4-7	4	3	7	1	5	16	2	2	3	0	0	-15
41	Mor Seck		15:55	0-1	0-0	0-1	0	1	1	3	1	0	0	2	0	0	0	-6
24	Jaquan Womack		09:21	0-2	0-1	0-2	0	1	1	1	1	0	0	1	0	0	0	-14
1	Tyler Schmidt		23:03	2-5	2-5	0-0	1	1	2	4	0	6	0	0	0	0	0	-4
3	Tyler Coleman		05:29	0-2	0-0	0-0	0	1	1	0	0	0	0	1	2	0	1	2
12	Abdou Samb		02:53	0-0	0-0	0-0	0	0	0	0	0	0	0	0	0	0	0	2
Team							1	7	8	0		0		0				
Totals				19-49	3-18	7-14	9	26	35	12	14	48	9	18	9	0	2	-17

Shooting By Period		
1st FG%	10-27	37.0%
3PT%	2-10	20.0%
FT%	4-8	50%
2nd FG%	9-22	40.9%
3PT%	1-8	12.5%
FT%	3-6	50%
GM FG%	19-49	38.8%
3PT%	3-18	16.7%
FT%	7-14	50.0%

Dead Ball Rebounds: 5, 0

Major Fouls: NONE

Houston - 65 Record: 2-0

NO.	Name		Min	FG M-A	3P M-A	FT M-A	Rebounds OR	DR	TOT	Fouls PF	FD	TP	AS	TO	ST	Blocks BS	BA	+/-
11	Joseph Tugler	F	29:11	7-14	0-0	1-2	3	4	7	1	3	15	0	3	5	1	0	3
5	Chris Cenac Jr	C	29:04	1-8	0-3	0-0	4	9	13	3	3	2	2	3	0	0	0	10
4	Kingston Flemings	G	36:04	8-10	1-3	3-3	0	2	2	0	4	20	3	3	2	0	0	21
7	Milos Uzan	G	39:16	4-14	3-12	0-0	1	2	3	2	0	11	6	1	1	0	0	17
21	Emanuel Sharp	G	24:46	3-8	2-7	1-2	0	3	3	2	1	9	0	1	1	0	0	13
14	Kalifa Sakho		02:26	0-0	0-0	0-0	0	0	0	0	0	0	0	0	0	0	0	8
24	Chase McCarty		15:26	1-3	1-3	0-0	2	0	2	1	1	3	1	0	1	1	0	4
3	Ramon Walker Jr.		10:31	0-2	0-2	0-0	0	0	0	3	0	0	1	1	0	0	0	6
25	Mercy Miller		07:23	2-3	1-2	0-0	0	0	0	1	0	5	1	0	1	0	0	-1
8	Cedric Lath		05:53	0-0	0-0	0-0	0	0	0	1	0	0	0	0	0	0	0	4
Team							2	3	5	0		0		0				
Totals				26-62	8-32	5-7	12	23	35	14	12	65	14	12	11	2	0	17

Shooting By Period		
1st FG%	12-29	41.4%
3PT%	6-18	33.3%
FT%	3-4	75%
2nd FG%	14-33	42.4%
3PT%	2-14	14.3%
FT%	2-3	66.7%
GM FG%	26-62	41.9%
3PT%	8-32	25.0%
FT%	5-7	71.4%

Dead Ball Rebounds: 0, 0

Major Fouls: NONE

	TOW	HOU
Biggest lead	3 (1st 17:53)	19 (2nd 0:53)
Best Scoring Run	7 (2nd 9:59)	17 (1st 10:42)
Lead Changes	2	
Times Tied	2	
Time with Lead	00:33	36:32

Points from	TOW	HOU
Turnovers	12	22
Paint	26	32
Second Chance	7	11
Fast Breaks	12	18
Bench	6	8

Period by Period Scoring	1st	2nd	TOT
TOW	26	22	48
HOU	33	32	65

#1/2 HOUSTON 75, OAKLAND 48

Wednesday, November 12, 2025 • Fertitta Center • Houston

Official Basketball Box Score - Final
Oakland at Houston
11/12/25 Fertitta Center, Houston, Texas
2025-26 Men's Basketball

Game Time: 7:02 PM
Game Duration: 1:53
Attendance: 7,035

Officials: Kipp Kissinger, Brooks Wells, Marques Pettigrew

Oakland - 45 Record: 0-3

NO.	Name		Min	FG M-A	3P M-A	FT M-A	Rebounds OR	DR	TOT	Fouls PF	FD	TP	AS	TO	ST	Blocks BS	BA	+/-
12	Tuburu Naivalurua	F	33:11	3-10	0-1	0-1	0	5	5	3	3	6	1	2	1	0	3	-34
32	Isaac Garrett	F	36:34	8-16	0-2	4-6	5	2	7	3	3	20	1	3	1	2	1	-32
0	Nassim Mashhour	G	29:04	3-6	3-4	0-0	0	0	0	2	2	9	0	1	0	0	1	-20
2	Ziare Wells	G	30:45	2-7	0-0	0-1	0	4	4	0	3	4	1	1	0	0	0	-30
55	Brody Robinson	G	25:40	0-6	0-3	5-5	0	3	3	2	5	5	3	3	0	0	0	-25
10	Brett White		16:33	0-3	0-3	1-2	0	2	2	1	1	1	0	0	0	0	0	-19
11	Nate Deer		06:25	0-1	0-0	0-0	1	1	2	1	0	0	0	1	0	0	0	5
21	Khoi Thurmon		09:50	0-2	0-0	0-0	0	1	1	0	0	0	0	2	0	0	1	-4
13	Warren Marshall IV		12:00	0-0	0-0	0-0	0	0	0	0	0	0	0	0	1	0	0	-6
Team							4	4	8	0		0		0				
Totals				16-51	3-13	10-15	10	22	32	12	17	45	6	13	3	2	6	-33

Shooting By Period		
1st FG%	6-25	24.0%
3PT%	0-5	0.0%
FT%	5-8	62.5%
2nd FG%	10-26	38.5%
3PT%	3-8	37.5%
FT%	5-7	71.4%
GM FG%	16-51	31.4%
3PT%	3-13	23.1%
FT%	10-15	66.7%

Dead Ball Rebounds: 2, 0

Major Fouls: NONE

Houston - 78 Record: 3-0

NO.	Name		Min	FG M-A	3P M-A	FT M-A	Rebounds OR	DR	TOT	Fouls PF	FD	TP	AS	TO	ST	Blocks BS	BA	+/-
11	Joseph Tugler	F	15:10	2-2	0-0	0-2	1	3	4	3	2	4	1	1	2	4	0	21
5	Chris Cenac Jr	C	19:35	5-11	0-1	1-2	2	2	4	1	3	11	0	2	0	1	1	13
4	Kingston Flemings	G	27:24	8-12	1-2	2-2	0	5	5	2	1	19	9	0	1	1	1	29
7	Milos Uzan	G	25:52	1-6	1-5	0-0	1	2	3	1	0	3	3	3	1	2	0	0	26
21	Emanuel Sharp	G	25:51	7-13	5-9	0-0	2	2	4	1	0	19	4	1	1	0	0	25
14	Kalifa Sakho		14:54	1-1	0-0	0-0	1	4	5	1	1	2	0	0	0	0	0	21
1	Isiah Harwell		17:14	3-8	1-4	2-2	0	2	2	2	1	9	1	0	1	0	0	10
24	Chase McCarty		11:40	0-4	0-3	0-0	1	1	2	2	3	0	0	1	1	0	0	10
25	Mercy Miller		18:49	3-8	1-4	0-0	2	2	4	1	0	7	0	0	1	0	0	12
3	Ramon Walker Jr.		15:06	0-1	0-1	0-0	3	3	6	1	1	0	2	0	0	0	0	8
0	Kordel Jefferson		04:50	2-5	0-2	0-0	0	1	1	1	0	4	0	0	0	0	0	-3
8	Cedric Lath		03:36	0-0	0-0	0-0	1	0	1	1	0	0	0	0	0	0	0	-7
Team							4	1	5	0		0		0				
Totals				32-71	9-31	5-8	18	28	46	17	12	78	20	6	9	6	2	33

Shooting By Period		
1st FG%	15-38	39.5%
3PT%	6-20	30.0%
FT%	3-4	75%
2nd FG%	17-33	51.5%
3PT%	3-11	27.3%
FT%	2-4	50%
GM FG%	32-71	45.1%
3PT%	9-31	29.0%
FT%	5-8	62.5%

Dead Ball Rebounds: 2, 0

Major Fouls: NONE

	OAK	HOU
Biggest lead	0 (1st 20:00)	40 (2nd 3:51)
Best Scoring Run	6 (2nd 0:13)	10 (1st 4:57)
Lead Changes	0	
Times Tied	0	
Time with Lead	00:00	39:45

Points from	OAK	HOU
Turnovers	6	12
Paint	20	40
Second Chance	6	16
Fast Breaks	2	17
Bench	1	22

Period by Period Scoring	1st	2nd	TOT
OAK	17	28	45
HOU	39	39	78

#1/2 HOUSTON 73, #22/25 AUBURN 72

RxBenefits The Battleground 2k25

Sunday, November 16, 2025 • Legacy Arena at the BJCC • Birmingham, Ala.

Official Basketball Box Score - Final
Houston at Auburn
11/16/25 Legacy Arena, Birmingham
2025-26 Men's Basketball

Game Time: 2:00 PM
Game Duration: 2:23
Attendance: 15,623

Officials: Don Daily, Ron Groover, Marques Pettigrew

Houston - 73 Record: 1-0

NO.	Name		Min	FG M-A	3P M-A	FT M-A	Rebounds OR	DR	TOT	Fouls PF	FD	TP	AS	TO	ST	Blocks BS	BA	+/-
11	Joseph Tugler	F	21:35	2-8	0-0	0-0	4	3	7	5	0	4	2	2	2	1	0	1
5	Chris Cenac Jr	C	25:55	8-10	2-3	0-0	0	9	9	5	1	18	0	1	0	1	0	4
4	Kingston Flemings	G	34:43	8-13	1-3	5-6	0	5	5	0	6	22	7	4	0	1	0	-3
7	Milos Uzan	G	30:14	4-11	1-4	2-2	0	1	1	4	1	11	2	1	1	0	1	3
21	Emanuel Sharp	G	37:48	5-15	2-7	1-2	1	2	3	2	3	13	2	0	1	1	1	2
14	Kalifa Sakho		16:04	0-0	0-0	0-0	3	2	5	3	1	0	0	1	1	1	0	-4
1	Isiah Harwell		21:19	1-4	1-3	2-2	1	2	3	1	2	5	1	0	2	0	0	2
24	Chase McCarty		07:49	0-4	0-4	0-0	0	1	1	3	0	0	0	0	0	0	0	-3
25	Mercy Miller		04:33	0-0	0-0	0-0	0	0	0	0	0	0	1	0	0	1	0	3
Team							5	1	6	0		0		1				
Totals				28-65	7-24	10-12	14	26	40	23	14	73	15	10	7	6	2	1

Shooting By Period		
1st FG%	14-35	40.0%
3PT%	3-11	27.3%
FT%	8-10	80%
2nd FG%	14-30	46.7%
3PT%	4-13	30.8%
FT%	2-2	100%
GM FG%	28-65	43.1%
3PT%	7-24	29.2%
FT%	10-12	83.3%

Dead Ball Rebounds: 2, 1

Major Fouls: NONE

Auburn - 72 Record: 0-1

NO.	Name		Min	FG M-A	3P M-A	FT M-A	Rebounds OR	DR	TOT	Fouls PF	FD	TP	AS	TO	ST	Blocks BS	BA	+/-
3	KeShawn Murphy	F	30:41	3-6	0-0	1-2	1	4	5	1	1	7	3	0	0	0	0	-4
0	Tahaad Pettiford	G	32:30	5-14	3-8	2-3	0	1	1	1	3	15	1	1	2	2	2	-2
1	Kevin Overton	G	32:36	2-7	2-5	7-11	3	2	5	2	7	13	1	1	0	0	0	-4
6	Elyjah Freeman	G	29:47	3-9	1-3	0-1	1	2	3	2	1	7	2	2	1	0	2	-1
7	Keyshawn Hall	G	28:57	6-16	0-3	8-8	4	7	11	3	7	20	1	2	1	0	1	5
33	Sebastian Williams-Adams		25:57	2-2	0-0	3-8	1	3	4	1	4	7	2	0	0	0	0	0
38	Filip Jovic		09:19	0-0	0-0	0-0	0	2	2	2	0	0	1	2	1	0	0	3
2	Abdullahi Bashir		01:46	0-1	0-1	0-0	0	0	0	0	0	0	0	0	0	0	0	-2
5	Kaden Magwood		07:30	1-3	1-2	0-0	1	0	1	1	0	3	0	0	0	0	1	1
21	Blake Muschalek		00:57	0-0	0-0	0-0	0	0	0	1	0	0	0	0	0	0	0	-1
Team							4	2	6	0		0		0				
Totals				22-58	7-22	21-33	15	23	38	14	23	72	11	8	5	2	6	-1

Shooting By Period		
1st FG%	10-32	31.3%
3PT%	5-14	35.7%
FT%	10-13	76.9%
2nd FG%	12-26	46.2%
3PT%	2-8	25.0%
FT%	11-20	55%
GM FG%	22-58	37.9%
3PT%	7-22	31.8%
FT%	21-33	63.6%

Dead Ball Rebounds: 6, 0

Major Fouls: NONE

	UH	AU
Biggest lead	8 (2nd 17:50)	3 (1st 8:43)
Best Scoring Run	7 (1st 5:33)	6 (2nd 16:44)
Lead Changes	8	
Times Tied	10	
Time with Lead	31:38	04:12

Points from	UH	AU
Turnovers	13	9
Paint	34	30
Second Chance	11	13
Fast Breaks	12	12
Bench	5	10

Period by Period Scoring	1st	2nd	TOT
UH	39	34	73
AU	35	37	72

Game Notes: 2:21 1st half DOG warning on UH #1 ♦

#2/2 HOUSTON 91, RIDER 45

Thursday, November 20, 2025 • Fertitta Center • Houston

Official Basketball Box Score - Final
Rider at Houston
11/20/25 Fertitta Center, Houston, Texas
2025-26 Men's Basketball

Game Time: 8:07 PM
Game Duration: 1:44
Attendance: 7,035

Officials: Doug Sirmons, Jeffrey Anderson, Justin Shamion

Rider - 45 Record: 1-4

NO.	Name		Min	FG M-A	3P M-A	FT M-A	Rebounds OR	DR	TOT	Fouls PF	FD	TP	AS	TO	ST	Blocks BS	BA	+/-
6	Mohamad Diallo	F	10:20	1-3	0-0	0-0	1	0	1	2	0	2	0	5	0	0	1	-21
21	Cole McCabe	F	12:54	1-3	0-1	0-0	1	3	4	1	1	2	0	0	0	0	1	-20
0	Zion Cruz	G	32:49	4-11	1-4	0-0	1	1	2	1	1	9	3	1	0	1	0	-40
2	Caleb Smith	G	33:56	3-11	1-2	6-6	2	3	5	0	3	13	0	2	1	0	3	-44
11	Flash Burton	G	18:45	0-2	0-2	0-0	0	2	2	0	0	0	1	5	2	0	0	-25
7	Davis Bynum		18:36	2-7	0-2	0-0	0	2	2	1	2	4	2	1	0	1	1	-18
3	Shemani Fuller		13:48	2-2	0-0	3-3	0	0	0	2	3	7	0	2	0	0	0	-19
8	Devean Williams		26:19	3-5	2-4	0-0	0	4	4	0	0	8	2	1	2	0	0	-29
5	Jamir McNeil		05:16	0-1	0-0	0-0	0	0	0	0	0	0	0	1	0	0	0	-4
13	Daniel Helterhoff		07:43	0-2	0-0	0-0	1	0	1	2	2	0	0	2	0	0	1	1
10	AB Coulibaly		11:05	0-2	0-0	0-0	0	0	0	0	0	0	0	0	0	0	0	-5
14	Antwan Wilson		08:29	0-3	0-2	0-0	0	2	2	1	0	0	0	1	0	0	0	-6
Team							6	3	9	1		0		2				
Totals				16-52	4-17	9-9	12	20	32	11	12	45	8	23	5	2	7	-46

Shooting By Period		
1st FG%	9-29	31.0%
3PT%	4-8	50.0%
FT%	3-3	100%
2nd FG%	7-23	30.4%
3PT%	0-9	0.0%
FT%	6-6	100%
GM FG%	16-52	30.8%
3PT%	4-17	23.5%
FT%	9-9	100.0%

Dead Ball Rebounds: 0, 0

Major Fouls: Coach (TF) 2nd 18:42

Houston - 91 Record: 5-0

NO.	Name		Min	FG M-A	3P M-A	FT M-A	Rebounds OR	DR	TOT	Fouls PF	FD	TP	AS	TO	ST	Blocks BS	BA	+/-
11	Joseph Tugler	F	19:46	6-8	0-0	0-0	3	6	9	4	2	12	2	1	3	4	0	36
5	Chris Cenac Jr	C	15:25	5-5	2-2	0-0	0	1	1	1	0	12	1	1	1	1	0	33
4	Kingston Flemings	G	31:17	8-10	2-2	0-0	0	0	0	0	0	18	5	1	2	1	0	43
7	Milos Uzan	G	23:48	3-8	1-5	1-1	0	2	2	0	1	8	6	0	0	0	1	28
21	Emanuel Sharp	G	23:30	5-12	3-8	2-2	0	2	2	1	1	15	5	1	1	0	0	36
25	Mercy Miller		25:06	6-10	0-1	2-2	1	1	2	1	1	14	1	0	3	0	0	19
14	Kalifa Sakho		16:42	0-0	0-0	0-0	1	6	7	3	2	0	1	1	0	0	0	5
24	Chase McCarty		26:12	3-9	2-6	0-0	4	2	6	2	2	8	1	1	2	1	1	16
3	Ramon Walker Jr.		13:41	1-4	0-2	2-2	0	4	4	0	1	4	1	1	1	0	0	10
8	Cedric Lath		04:33	0-0	0-0	0-0	0	0	0	0	0	0	0	0	0	0	0	4
Team							0	0	0	0		0		0				
Totals				37-66	10-26	7-7	9	24	33	12	10	91	23	7	13	7	2	46

Shooting By Period		
1st FG%	20-34	58.8%
3PT%	7-17	41.2%
FT%	0-0	0%
2nd FG%	17-32	53.1%
3PT%	3-9	33.3%
FT%	7-7	100%
GM FG%	37-66	56.1%
3PT%	10-26	38.5%
FT%	7-7	100.0%

Dead Ball Rebounds: 0, 0

Major Fouls: NONE

	RU	HOU
Biggest lead	0 (1st 20:00)	48 (2nd 1:10)
Best Scoring Run	6 (2nd 11:07)	12 (1st 15:19)
Lead Changes	0	
Times Tied	0	
Time with Lead	00:00	39:11

Points from	RU	HOU
Turnovers	9	33
Paint	20	46
Second Chance	7	6
Fast Breaks	7	25
Bench	19	26

Period by Period Scoring	1st	2nd	TOT
RU	25	20	45
HOU	47	44	91

#3/2 HOUSTON 78, SYRACUSE 74 (OT)

Players Era Championship • First Day

Monday, November 24, 2025 • MGM Grand Garden Arena • Las Vegas

Official Basketball Box Score - Final
Syracuse at Houston
11/24/25 MGM Grand Garden Arena, Las Vegas
2025-26 Men's Basketball

Game Time: 3:00 PM
Game Duration: 2:23
Attendance: 4,628

Officials: Jeb Hartness, Tommy Morrisey, Tommy Johnson

Syracuse - 74 Record: 4-1

NO.	Name		Min	FG M-A	3P M-A	FT M-A	Rebounds OR	DR	TOT	Fouls PF	FD	TP	AS	TO	ST	Blocks BS	BA	+/-
0	Sadiq White Jr.	F	18:57	2-5	0-1	0-1	1	3	4	2	1	4	1	0	0	0	1	-5
42	William Kyle III	F	35:43	4-6	0-0	4-9	3	7	10	3	7	12	2	3	3	0	1	0
2	JJ Starling	G	30:32	5-8	1-3	0-3	0	4	4	3	2	11	4	2	0	1	1	12
4	Nate Kingz	G	35:58	4-10	1-7	1-1	1	5	6	2	2	10	1	1	1	0	1	0
11	Naithan George	G	38:25	4-13	2-7	1-2	0	3	3	4	3	11	2	6	0	0	1	-6
5	Tyler Betsey		30:06	5-13	4-8	2-4	2	2	4	2	2	16	0	0	0	0	0	-6
7	Kiyan Anthony		23:50	3-8	0-5	4-9	0	1	1	1	5	10	1	1	2	0	0	-6
10	Ibrahim Souare		09:17	0-0	0-0	0-0	1	0	1	4	0	0	1	0	0	0	0	-4
55	Bryce Zephir		02:12	0-0	0-0	0-0	0	0	0	0	1	0	0	0	0	0	0	-5
Team							6	4	10	0		0		0				
Totals				27-63	8-31	12-29	14	29	43	21	23	74	12	13	6	1	5	-4

Shooting By Period		
1st FG%	10-29	34.5%
3PT%	6-19	31.6%
FT%	8-18	44.4%
2nd FG%	14-25	56.0%
3PT%	2-9	22.2%
FT%	3-9	33.3%
OT FG%	3-9	33.3%
3PT%	0-3	0.0%
FT%	1-2	50%
GM FG%	27-63	42.9%
3PT%	8-31	25.8%
FT%	12-29	41.4%

Dead Ball Rebounds: 7, 0

Major Fouls: NONE

Houston - 78 Record: 6-0

NO.	Name		Min	FG M-A	3P M-A	FT M-A	Rebounds OR	DR	TOT	Fouls PF	FD	TP	AS	TO	ST	Blocks BS	BA	+/-
11	Joseph Tugler	F	23:55	1-7	0-0	0-0	4	0	4	5	1	2	1	3	0	5	0	1
5	Chris Cenac Jr	C	30:06	3-7	1-1	1-1	2	10	12	3	2	8	0	1	1	0	0	0
4	Kingston Flemings	G	39:15	3-11	2-4	1-4	0	6	6	1	3	9	6	3	2	0	0	11
7	Milos Uzan	G	36:55	8-16	4-8	6-6	2	5	7	3	3	26	5	3	3	0	1	3
21	Emanuel Sharp	G	36:04	6-16	3-9	11-12	0	4	4	3	7	26	0	0	1	0	0	7
14	Kalifa Sakho		19:28	1-1	0-0	0-2	5	2	7	1	3	2	0	0	1	0	0	5
1	Isiah Harwell		23:30	1-4	0-2	0-1	1	2	3	4	1	2	1	2	1	0	0	2
24	Chase McCarty		07:44	1-2	1-2	0-0	0	0	0	2	0	3	0	0	0	0	0	-5
25	Mercy Miller		08:04	0-2	0-1	0-1	0	2	2	1	1	0	0	0	0	0	0	-4
Team							3	1	4	0		0		1				
Totals				24-66	11-27	19-27	17	32	49	23	21	78	13	13	9	5	1	4

Shooting By Period		
1st FG%	10-28	35.7%
3PT%	6-12	50.0%
FT%	11-17	64.7%
2nd FG%	11-32	34.4%
3PT%	4-12	33.3%
FT%	4-5	80%
OT FG%	3-6	50.0%
3PT%	1-3	33.3%
FT%	4-5	80%
GM FG%	24-66	36.4%
3PT%	11-27	40.7%
FT%	19-27	70.4%

Dead Ball Rebounds: 4, 0

Major Fouls: NONE

	SYR	HOU
Biggest lead	9 (1st 10:11)	11 (2nd 4:56)
Best Scoring Run	11 (2nd 0:55)	11 (1st 6:21)
Lead Changes	11	
Times Tied	4	
Time with Lead	11:33	28:52

Points from	SYR	HOU
Turnovers	14	21
Paint	38	24
Second Chance	12	21
Fast Breaks	4	2
Bench	26	7

Period by Period Scoring	1st	2nd	OT1	TOT
SYR	34	33	7	74
HOU	37	30	11	78

#3/2 HOUSTON vs. #17/16 TENNESSEE

Players Era Championship • Second Day

Tuesday, November 25, 2025 • MGM Grand Garden Arena • Las Vegas

Official Basketball Box Score - Final
Tennessee at Houston
11/25/25 MGM Grand Garden Arena, Las Vegas
2025-26 Men's Basketball

Game Time: 3:00 PM
Game Duration: 2:06

Officials: Orlandis Poole, Randy Mccall, Edwin Young

Tennessee - 76 Record: 7-0

NO.	Name		Min	FG M-A	3P M-A	FT M-A	Rebounds OR	DR	TOT	Fouls PF	FD	TP	AS	TO	ST	Blocks BS	BA	+/-
10	Nate Ament	F	23:59	1-8	0-4	7-8	3	2	5	3	5	9	4	1	1	0	2	1
12	Cade Phillips	F	13:52	1-1	0-0	0-0	0	2	2	2	1	2	1	1	0	1	0	-8
34	Felix Okpara	C	31:07	3-6	1-1	2-4	0	3	3	0	2	9	0	1	0	1	0	1
0	Ja'Kobi Gillespie	G	38:18	5-16	3-9	9-9	1	1	2	4	7	22	4	0	1	0	1	6
3	Bishop Boswell	G	32:28	4-4	0-0	2-4	3	1	4	1	3	10	3	2	3	1	0	12
13	J.P. Estrella		12:55	3-3	0-0	2-2	0	5	5	2	2	8	0	0	0	0	0	10
77	Amaree Abram		18:47	1-2	1-2	0-0	1	2	3	1	0	3	2	0	1	0	0	0
23	Jaylen Carey		22:04	6-11	0-1	1-2	4	3	7	0	1	13	0	3	0	0	1	1
35	Ethan Burg		06:31	0-0	0-0	0-0	0	0	0	2	0	0	1	1	0	0	0	-8
Team							1	0	1	0		0		0				
Totals				24-51	5-17	23-29	13	19	32	15	21	76	15	9	6	3	4	3

Shooting By Period		
1st FG%	12-29	41.4%
3PT%	3-10	30.0%
FT%	8-12	66.7%
2nd FG%	12-22	54.5%
3PT%	2-7	28.6%
FT%	15-17	88.2%
GM FG%	24-51	47.1%
3PT%	5-17	29.4%
FT%	23-29	79.3%

Dead Ball Rebounds: 2, 0

Major Fouls: NONE

Houston - 73 Record: 6-1

NO.	Name		Min	FG M-A	3P M-A	FT M-A	Rebounds OR	DR	TOT	Fouls PF	FD	TP	AS	TO	ST	Blocks BS	BA	+/-
11	Joseph Tugler	F	32:41	3-6	0-0	1-2	2	1	3	3	3	7	5	2	0	0	0	5
5	Chris Cenac Jr	C	33:28	2-8	0-3	1-2	4	7	11	5	1	5	0	3	0	1	0	-8
4	Kingston Flemings	G	32:02	10-15	3-4	2-2	1	3	4	2	4	25	3	2	2	0	0	2
7	Milos Uzan	G	34:52	7-15	1-6	2-2	1	2	3	3	3	17	4	2	0	0	0	-6
21	Emanuel Sharp	G	20:35	3-8	2-5	0-0	1	0	1	3	2	8	1	0	0	1	2	-6
14	Kalifa Sakho		07:19	0-0	0-0	2-2	0	0	0	1	1	2	0	0	0	1	0	-8
1	Isiah Harwell		20:18	1-4	1-2	0-1	2	2	4	2	1	3	1	0	1	0	0	0
25	Mercy Miller		07:52	0-2	0-1	0-0	0	1	1	2	0	0	1	0	0	0	1	2
24	Chase McCarty		08:37	2-3	2-3	0-0	0	0	0	0	0	6	0	0	0	0	0	4
3	Ramon Walker Jr.		02:16	0-0	0-0	0-0	0	0	0	0	0	0	1	0	0	1	0	0
Team							4	2	6	0		0		0				
Totals				28-61	9-24	8-11	15	18	33	21	15	73	16	9	3	4	3	-3

Shooting By Period		
1st FG%	14-28	50.0%
3PT%	5-12	41.7%
FT%	6-9	66.7%
2nd FG%	14-33	42.4%
3PT%	4-12	33.3%
FT%	2-2	100%
GM FG%	28-61	45.9%
3PT%	9-24	37.5%
FT%	8-11	72%

Dead Ball Rebounds: 2, 0

Major Fouls: NONE

	TEN	HOU
Biggest lead	6 (2nd 7:12)	11 (1st 9:42)
Best Scoring Run	10 (2nd 9:42)	8 (1st 17:09)
Lead Changes	5	
Times Tied	1	
Time with Lead	13:04	26:23

Points from	TEN	HOU
Turnovers	10	4
Paint	38	30
Second Chance	16	10
Fast Breaks	8	10
Bench	24	11

Period by Period Scoring	1st	2nd	TOT
TEN	35	41	76
HOU	39	34	73

#3/2 HOUSTON 66, NOTRE DAME 56

Players Era Championship • Final Day

Wednesday, November 26, 2025 • MGM Grand Garden Arena • Las Vegas

Official Basketball Box Score - Final
Notre Dame at Houston
11/26/25 MGM Grand Garden Arena, Las Vegas
2025-26 Men's Basketball

Game Time: 12:30 PM
Game Duration: 1:56
Attendance: 1,629

Officials: Lee Cassell, Bret Smith, Lucas Santos

Notre Dame - 56 Record: 5-3

NO.	Name		Min	FG M-A	3P M-A	FT M-A	Rebounds OR	DR	TOT	Fouls PF	FD	TP	AS	TO	ST	Blocks BS	BA	+/-
12	Garrett Sundra	F	06:46	0-4	0-2	0-0	0	1	1	0	0	0	0	0	0	0	0	-8
33	Carson Towt	F	25:26	0-0	0-0	2-3	1	3	4	4	4	2	0	1	0	0	0	-8
3	Markus Burton	G	40:00	6-14	1-4	6-7	1	6	7	4	5	19	5	3	0	0	3	-10
10	Jalen Haralson	G	22:19	4-8	0-1	6-8	1	1	2	0	4	14	0	1	0	1	0	-15
11	Braeden Shrewsberry	G	19:50	0-4	0-4	0-0	0	2	2	2	0	0	0	0	0	0	0	-13
7	Ryder Frost		23:40	2-8	1-7	0-0	1	2	3	0	0	5	1	0	0	0	0	2
14	Kebba Njie		14:34	1-1	0-0	0-1	0	1	1	2	2	2	1	0	0	0	0	-2
13	Sir Mohammed		04:46	0-1	0-0	0-0	0	1	1	1	0	0	0	1	0	0	0	-8
5	Cole Certa		20:11	2-6	2-6	2-2	0	3	3	4	2	8	1	0	1	0	0	0
2	Logan Imes		22:28	2-4	2-4	0-0	1	3	4	2	0	6	2	2	1	0	0	12
Team							4	2	6	0		0		0				
Totals				17-50	6-28	16-21	9	25	34	19	17	56	10	8	2	1	3	-10

Major Fouls: NONE

Shooting By Period		
1st FG%	7-23	30.4%
3PT%	4-13	30.8%
FT%	7-9	77.8%
2nd FG%	10-27	37.0%
3PT%	2-15	13.3%
FT%	9-12	75%
GM FG%	17-50	34.0%
3PT%	6-28	21.4%
FT%	16-21	76.2%

Dead Ball Rebounds: 1, 0

Houston - 66 Record: 7-1

NO.	Name		Min	FG M-A	3P M-A	FT M-A	Rebounds OR	DR	TOT	Fouls PF	FD	TP	AS	TO	ST	Blocks BS	BA	+/-
11	Joseph Tugler	F	20:02	4-7	0-0	2-2	2	6	8	5	4	10	0	1	1	1	0	-3
5	Chris Cenac Jr	C	14:32	1-5	0-1	2-2	1	1	2	2	1	4	0	0	0	0	0	11
4	Kingston Flemings	G	21:51	0-4	0-1	1-2	1	4	5	4	1	1	5	0	1	0	0	8
7	Milos Uzan	G	38:23	4-10	3-8	4-4	1	4	5	0	4	15	3	2	0	0	0	13
21	Emanuel Sharp	G	32:58	5-16	4-11	3-4	2	3	5	1	3	17	3	2	1	0	1	8
8	Cedric Lath		08:16	0-0	0-0	0-0	0	0	0	0	0	0	0	0	0	0	0	8
1	Isiah Harwell		12:20	0-4	0-0	0-2	1	1	2	0	1	0	1	0	1	0	0	-6
3	Ramon Walker Jr.		23:41	4-6	1-3	0-1	2	2	4	0	1	9	2	0	0	1	0	8
25	Mercy Miller		13:39	0-3	0-1	4-4	2	2	4	4	3	4	1	0	0	0	0	9
0	Kordel Jefferson		01:09	0-0	0-0	0-0	0	0	0	0	0	0	0	0	0	0	0	-4
24	Chase McCarty		03:32	0-2	0-2	0-0	0	1	1	0	0	0	0	0	0	0	0	-6
14	Kalifa Sakho		09:37	2-2	0-0	2-2	0	0	0	1	1	6	0	0	0	1	0	4
Team							4	4	8	0		0		0				
Totals				20-59	8-27	18-23	16	28	44	17	19	66	15	5	4	3	1	10

Major Fouls: Tugler (F1) 2nd 12:48

Shooting By Period		
1st FG%	16-36	44.4%
3PT%	7-16	43.8%
FT%	0-2	0%
2nd FG%	4-23	17.4%
3PT%	1-11	9.1%
FT%	18-21	85.7%
GM FG%	20-59	33.9%
3PT%	8-27	29.6%
FT%	18-23	78.3%

Dead Ball Rebounds: 3, 0

	NDU	HOU
Biggest lead	0 (1st 20:00)	22 (1st 9:38)
Best Scoring Run	10 (2nd 12:16)	10 (1st 12:46)
Lead Changes	0	
Times Tied	0	
Time with Lead	00:00	38:54

Points from	NDU	HOU
Turnovers	9	12
Paint	20	20
Second Chance	10	24
Fast Breaks	4	2
Bench	21	19

Period by Period Scoring	1st	2nd	TOT
NDU	25	31	56
HOU	39	27	66

#8/7 HOUSTON 82, FLORIDA STATE 67

Houston Hoops Showdown

Saturday, December 6, 2025 • Toyota Center • Houston

Official Basketball Box Score - Final
Florida St. at Houston
12/06/25 Toyota Center, Houston, Texas
2025-26 Men's Basketball

Game Time: 7:02 PM
Game Duration: 2:03
Attendance: 7,121

Officials: Patrick Adams, Bret Smith, Steven Anderson

Florida St. - 67 Record: 5-4

NO.	Name		Min	FG M-A	3P M-A	FT M-A	Rebounds OR	DR	TOT	Fouls PF	FD	TP	AS	TO	ST	Blocks BS	BA	+/-
12	Alier Maluk	F	10:10	0-1	0-0	1-2	1	1	2	2	2	1	0	0	0	2	0	-5
1	Martin Somerville	G	29:24	1-4	1-4	0-0	1	3	4	3	1	3	1	2	1	0	0	-16
3	Thomas Bassong	G	10:50	1-3	0-1	2-4	1	2	3	3	2	4	0	2	0	0	1	-21
6	Robert McCray V	G	34:06	6-12	2-3	2-2	3	1	4	1	2	16	5	5	0	0	1	-11
10	Lajae Jones	G	33:04	4-7	1-4	3-3	1	5	6	1	3	12	2	3	2	0	0	-13
7	Chauncey Wiggins		27:33	4-9	2-6	4-4	2	4	6	1	2	14	1	3	0	1	0	-8
5	Kobe MaGee		22:21	3-12	3-10	0-0	1	1	2	0	1	9	0	2	1	0	0	-6
2	Cam Miles		16:30	1-3	0-1	1-3	0	1	1	1	3	3	1	1	1	0	0	-3
19	AJ Swinton		13:45	1-4	1-3	0-0	1	1	2	2	0	3	0	1	0	0	1	-2
4	Shahid Muhammad		02:17	1-2	0-0	0-0	0	0	0	0	0	2	0	0	0	0	0	-2
Team							5	2	7	0		0		0				
Totals				22-57	10-32	13-18	16	21	37	14	16	67	10	19	5	3	3	-15

Major Fouls: NONE

Shooting By Period		
1st FG%	12-29	41.4%
3PT%	6-16	37.5%
FT%	3-7	42.9%
2nd FG%	10-28	35.7%
3PT%	4-16	25.0%
FT%	10-11	90.9%
GM FG%	22-57	38.6%
3PT%	10-32	31.3%
FT%	13-18	72.2%

Dead Ball Rebounds: 1, 0

Houston - 82 Record: 8-1

NO.	Name		Min	FG M-A	3P M-A	FT M-A	Rebounds OR	DR	TOT	Fouls PF	FD	TP	AS	TO	ST	Blocks BS	BA	+/-
11	Joseph Tugler	F	18:25	3-6	0-0	0-0	1	3	4	4	2	6	1	2	3	1	0	6
5	Chris Cenac Jr	C	28:26	7-11	0-0	1-2	3	7	10	1	2	15	3	4	0	1	0	13
4	Kingston Flemings	G	37:12	8-13	3-4	2-2	0	3	3	2	3	21	5	4	8	0	1	14
7	Milos Uzan	G	34:56	3-11	1-7	0-0	0	3	3	3	0	7	8	1	2	0	0	21
21	Emanuel Sharp	G	37:40	10-17	6-12	1-1	0	0	0	2	2	27	3	1	1	0	1	17
14	Kalifa Sakho		14:50	0-1	0-0	3-4	2	1	3	1	3	3	0	1	1	1	1	8
1	Isiah Harwell		03:52	0-2	0-2	0-0	1	1	2	0	0	0	0	0	0	0	0	-1
3	Ramon Walker Jr.		03:47	0-0	0-0	0-0	1	1	2	2	0	0	1	0	0	0	0	-4
25	Mercy Miller		06:20	1-2	1-2	0-0	0	0	0	0	1	3	1	0	0	0	0	-6
24	Chase McCarty		14:32	0-2	0-2	0-0	1	2	3	1	1	0	1	0	0	0	0	7
Team							3	2	5	0		0		0				
Totals				32-65	11-29	7-9	12	23	35	16	14	82	23	13	15	3	3	15

Major Fouls: NONE

Shooting By Period		
1st FG%	16-34	47.1%
3PT%	4-12	33.3%
FT%	5-6	83.3%
2nd FG%	16-31	51.6%
3PT%	7-17	41.2%
FT%	2-3	66.7%
GM FG%	32-65	49.2%
3PT%	11-29	37.9%
FT%	7-9	77.8%

Dead Ball Rebounds: 2, 0

	FSU	HOU
Biggest lead	0 (1st 20:00)	18 (2nd 3:02)
Best Scoring Run	9 (2nd 10:58)	11 (1st 16:33)
Lead Changes	0	
Times Tied	1	
Time with Lead	00:00	39:21

Points from	FSU	HOU
Turnovers	19	18
Paint	24	34
Second Chance	18	7
Fast Breaks	5	17
Bench	31	6

Period by Period Scoring	1st	2nd	TOT
FSU	33	34	67
HOU	41	41	82

#7/8 HOUSTON 80, JACKSON STATE 38

Wednesday, December 10, 2025 • Fertitta Center • Houston

Official Basketball Box Score - Final
Jackson St. at Houston
12/10/25 Fertitta Center, Houston, Texas
2025-26 Men's Basketball

Game Time: 7:02 PM
Game Duration: 1:55
Attendance: 7,035

Officials: Doug Sirmons, Brooks Wells, Tony Padilla

Jackson St. - 38 Record: 1-8

NO.	Name		Min	FG M-A	3P M-A	FT M-A	Rebounds OR	DR	TOT	Fouls PF	FD	TP	AS	TO	ST	Blocks BS	BA	+/-
3	Jayme Mitchell Jr.	F	30:22	4-11	3-8	1-1	0	2	2	2	1	12	0	4	2	1	2	-24
4	Devin Ree	F	20:11	1-7	1-5	0-0	1	2	3	3	1	3	0	2	1	1	1	-12
8	Dionjahe Thomas	F	16:28	0-3	0-0	0-0	2	5	7	4	1	0	0	2	0	0	0	-18
11	Mike Williams	G	20:33	2-5	1-3	1-2	0	1	1	0	2	6	1	5	0	0	1	-19
24	Daeshun Ruffin	G	20:55	2-4	2-3	0-0	1	0	1	1	2	6	2	0	0	0	0	-19
1	Dorian McMillian		24:50	1-7	1-5	0-0	1	3	4	2	1	3	0	2	0	0	0	-29
12	Delyle Williams		19:05	1-3	0-1	1-2	0	1	1	0	1	3	3	5	3	0	0	-23
20	Raevon Thomas		17:43	0-0	0-0	0-0	0	1	1	3	1	0	0	2	0	0	0	-18
0	Tamarion Hoover		09:38	2-3	1-2	0-0	0	1	1	1	0	5	0	0	0	0	0	-18
9	Deyan Kolev		14:04	0-1	0-1	0-0	0	2	2	1	2	0	0	2	1	0	0	-24
21	Kobe Butler		03:32	0-0	0-0	0-0	0	0	0	0	0	0	0	0	0	0	0	-8
10	Ebo Wilson		02:39	0-0	0-0	0-0	0	0	0	1	0	0	0	0	0	0	0	2
Team							2	3	5	0		0		1				
Totals				13-44	9-28	3-5	7	21	28	18	12	38	6	25	7	2	4	-42

Major Fouls: Ruffin (TF) 1st 17:32

Shooting By Period		
1st FG%	5-21	23.8%
3PT%	5-15	33.3%
FT%	1-2	50%
2nd FG%	8-23	34.8%
3PT%	4-13	30.8%
FT%	2-3	66.7%
GM FG%	13-44	29.5%
3PT%	9-28	32.1%
FT%	3-5	60.0%

Dead Ball Rebounds: 2, 0

Houston - 80 Record: 9-1

NO.	Name		Min	FG M-A	3P M-A	FT M-A	Rebounds OR	DR	TOT	Fouls PF	FD	TP	AS	TO	ST	Blocks BS	BA	+/-
11	Joseph Tugler	F	19:02	2-3	0-0	0-0	3	1	4	0	0	4	1	0	0	1	0	24
5	Chris Cenac Jr	C	16:35	1-5	0-1	0-0	1	4	5	1	3	2	0	1	1	1	0	20
4	Kingston Flemings	G	19:13	2-3	0-1	1-2	1	0	1	2	2	5	6	3	1	0	0	26
7	Milos Uzan	G	29:02	3-8	0-4	0-1	0	1	1	1	1	6	4	3	1	0	0	18
21	Emanuel Sharp	G	24:27	8-11	5-8	2-2	0	3	3	1	1	23	3	2	4	0	0	30
1	Isiah Harwell		24:00	8-14	4-9	0-1	1	3	4	1	3	20	1	0	1	0	0	43
3	Ramon Walker Jr.		13:19	1-5	1-3	3-4	1	2	3	0	2	6	2	1	0	0	2	9
14	Kalifa Sakho		11:59	0-0	0-0	0-0	1	0	1	2	1	0	0	0	0	1	0	14
25	Mercy Miller		14:20	4-9	1-3	0-0	2	1	3	1	0	9	1	1	1	1	0	5
24	Chase McCarty		17:54	1-6	0-4	1-2	4	3	7	1	2	3	0	0	1	0	0	15
8	Cedric Lath		05:43	1-1	0-0	0-0	3	1	4	1	1	2	1	0	0	0	0	0
13	Jacob McFarland		04:26	0-0	0-0	0-1	1	1	2	1	1	0	0	0	1	0	0	6
Team							0	4	4	0		0		0				
Totals				31-65	11-33	7-13	18	24	42	12	17	80	19	11	11	4	2	42

Major Fouls: NONE

Shooting By Period		
1st FG%	14-29	48.3%
3PT%	7-15	46.7%
FT%	5-7	71.4%
2nd FG%	17-36	47.2%
3PT%	4-18	22.2%
FT%	2-6	33.3%
GM FG%	31-65	47.7%
3PT%	11-33	33.3%
FT%	7-13	53.8%

Dead Ball Rebounds: 1, 0

	JSU	HOU
Biggest lead	1 (1st 16:32)	42 (2nd 0:41)
Best Scoring Run	6 (1st 16:32)	19 (1st 0:42)
Lead Changes	2	
Times Tied	2	
Time with Lead	00:56	37:37

Points from	JSU	HOU
Turnovers	7	30
Paint	4	24
Second Chance	3	25
Fast Breaks	4	6
Bench	11	40

Period by Period Scoring	1st	2nd	TOT
JSU	16	22	38
HOU	40	40	80

#7/8 HOUSTON 99, NEW ORLEANS 57

Saturday, December 13, 2025 • Fertitta Center • Houston

Official Basketball Box Score - Final
New Orleans at Houston
12/13/25 Fertitta Center, Houston, Texas
2025-26 Men's Basketball

Game Time: 2:02 PM
Game Duration: 2:08
Attendance: 7,035

Officials: Tyler Kumpf, Chris Pacsi, Randal Anders

New Orleans - 57 Record: 3-8

NO.	Name		Min	FG M-A	3P M-A	FT M-A	Rebounds OR	DR	TOT	Fouls PF	FD	TP	AS	TO	ST	Blocks BS	BA	+/-
9	Churchill Abass	F	17:10	1-4	0-1	1-2	1	2	3	3	2	3	0	2	1	1	0	-24
23	MJ Thomas	F	34:57	4-6	1-1	8-8	4	4	8	3	4	17	1	6	0	0	1	-38
5	Jakevion Buckley	G	24:27	0-3	0-1	2-2	0	7	7	4	2	2	3	5	0	0	0	-27
6	Tavaj Cope	G	20:16	2-4	0-0	1-2	0	1	1	4	3	5	0	2	1	0	0	-11
22	Coleton Benson	G	21:39	1-5	0-4	0-1	0	1	1	2	1	2	1	1	0	0	0	-38
4	Panagiotis Pagonis		10:53	1-1	1-1	2-2	0	0	0	3	2	5	0	1	0	0	0	-19
11	Mathok Majok		08:46	3-4	0-0	0-0	3	0	3	1	0	6	0	0	0	0	0	-15
21	Kedrick Osby		05:28	0-2	0-0	2-2	0	0	0	0	1	2	0	1	0	0	0	-15
3	Irish Coquia		14:52	1-4	0-1	0-0	0	1	1	0	1	2	1	0	0	0	0	-11
25	Enzo Boudouma		10:50	3-6	2-4	0-0	0	2	2	3	0	8	0	0	0	0	1	4
15	Jamal Chretien II		18:57	1-4	0-1	1-2	1	0	1	0	2	3	0	0	1	0	1	-13
13	Vieux Sanneh		08:31	0-1	0-0	2-2	1	0	1	0	1	2	0	0	0	1	0	-6
7	Grant Kemp		03:14	0-1	0-0	0-0	0	0	0	1	0	0	1	0	0	0	0	3
Team							0	3	3	0		0		3				
Totals				17-45	4-14	19-23	10	21	31	24	19	57	7	21	3	2	3	-42

Major Fouls: Buckley (TF) 2nd 11:15

Shooting By Period		
1st FG%	7-19	36.8%
3PT%	1-6	16.7%
FT%	8-9	88.9%
2nd FG%	10-26	38.5%
3PT%	3-8	37.5%
FT%	11-14	78.6%
GM FG%	17-45	37.8%
3PT%	4-14	28.6%
FT%	19-23	82.6%

Dead Ball Rebounds: 0, 0

Houston - 99 Record: 10-1

NO.	Name		Min	FG M-A	3P M-A	FT M-A	Rebounds OR	DR	TOT	Fouls PF	FD	TP	AS	TO	ST	Blocks BS	BA	+/-
11	Joseph Tugler	F	21:31	1-2	0-0	4-5	1	2	3	1	4	6	1	0	3	1	0	29
5	Chris Cenac Jr	C	16:34	6-10	0-1	3-7	2	4	6	4	5	15	1	0	1	0	1	25
4	Kingston Flemings	G	19:21	5-9	1-3	4-4	1	2	3	0	4	15	3	2	3	0	0	34
7	Milos Uzan	G	29:00	2-8	1-3	2-2	0	2	2	0	1	7	10	0	0	0	0	28
21	Emanuel Sharp	G	18:52	3-6	2-3	0-0	1	0	1	4	2	8	1	1	0	0	0	25
1	Isiah Harwell		23:43	1-7	1-6	3-4	1	2	3	1	2	6	3	0	2	0	1	14
3	Ramon Walker Jr.		14:54	3-4	2-2	0-0	0	3	3	1	0	8	2	0	0	0	0	8
8	Cedric Lath		17:24	2-2	0-0	0-0	2	0	2	3	0	4	0	0	0	1	0	14
25	Mercy Miller		20:52	5-5	1-1	4-4	0	1	1	2	2	15	1	2	2	0	0	21
24	Chase McCarty		14:15	4-5	3-4	4-5	2	3	5	3	3	15	1	1	0	1	0	14
13	Jacob McFarland		03:34	0-1	0-0	0-0	0	1	1	0	0	0	0	0	0	0	0	-2
Team							1	2	3	0		0		0				
Totals				32-59	11-23	24-31	11	22	33	19	23	99	23	6	11	3	2	42

Major Fouls: NONE

Shooting By Period		
1st FG%	14-34	41.2%
3PT%	6-16	37.5%
FT%	10-16	62.5%
2nd FG%	18-25	72.0%
3PT%	5-7	71.4%
FT%	14-15	93.3%
GM FG%	32-59	54.2%
3PT%	11-23	47.8%
FT%	24-31	77.4%

Dead Ball Rebounds: 2, 0

	UNO	HOU
Biggest lead	0 (1st 20:00)	46 (2nd 3:14)
Best Scoring Run	5 (1st 1:13)	15 (1st 10:29)
Lead Changes	0	
Times Tied	0	
Time with Lead	00:00	39:08

Points from	UNO	HOU
Turnovers	5	29
Paint	20	28
Second Chance	16	9
Fast Breaks	0	7
Bench	28	48

Period by Period Scoring	1st	2nd	TOT
UNO	23	34	57
HOU	44	55	99

#8/8 HOUSTON 94, #14/14 ARKANSAS 85

Never Forget Tribute Classic

Saturday, December 20, 2025 • Prudential Center • Newark, N.J.

Official Basketball Box Score - Final
Houston at Arkansas
12/20/25 Prudential Center, Newark
2025-26 Men's Basketball

Game Time: 5:30 PM
Game Duration: 2:17
Attendance: 6,246

Officials: Joe Lindsay, Darron George, Tommy Johnson

Houston - 94 Record: 11-1

NO.	Name		Min	FG M-A	3P M-A	FT M-A	Rebounds OR	DR	TOT	Fouls PF	FD	TP	AS	TO	ST	Blocks BS	BA	+/-
11	Joseph Tugler	F	14:31	4-5	0-0	0-0	2	2	4	4	0	8	1	0	4	0	0	10
5	Chris Cenac Jr	C	23:14	4-8	1-1	0-0	1	6	7	3	0	9	0	0	0	0	1	2
4	Kingston Flemings	G	36:09	7-15	0-2	7-8	2	4	6	4	5	21	5	1	3	0	1	12
7	Milos Uzan	G	38:53	5-10	2-4	1-4	0	1	1	2	2	13	4	1	0	1	1	9
21	Emanuel Sharp	G	31:27	6-13	3-9	7-9	1	2	3	3	8	22	1	2	0	0	1	6
3	Ramon Walker Jr.		27:12	3-6	2-4	4-4	1	3	4	1	3	12	0	1	0	0	0	5
8	Cedric Lath		09:15	0-0	0-0	0-0	1	1	2	4	0	0	0	1	0	1	0	1
1	Isiah Harwell		10:25	2-3	2-3	0-0	1	1	2	2	0	6	2	0	0	0	0	1
24	Chase McCarty		05:48	1-1	1-1	0-0	0	0	0	0	0	3	0	1	0	0	0	0
25	Mercy Miller		03:06	0-1	0-1	0-0	0	0	0	1	0	0	0	0	0	0	0	-1
Team							1	3	4	0		0		2				
Totals				32-62	11-25	19-25	10	23	33	24	18	94	13	9	7	2	4	9

Major Fouls: Lath (F1) 2nd 14:38

Shooting By Period		
1st FG%	17-32	53.1%
3PT%	5-12	41.7%
FT%	10-15	66.7%
2nd FG%	15-30	50.0%
3PT%	6-13	46.2%
FT%	9-10	90%
GM FG%	32-62	51.6%
3PT%	11-25	44.0%
FT%	19-25	76.0%

Dead Ball Rebounds: 3, 1

Arkansas - 85 Record: 9-3

NO.	Name		Min	FG M-A	3P M-A	FT M-A	Rebounds OR	DR	TOT	Fouls PF	FD	TP	AS	TO	ST	Blocks BS	BA	+/-
7	Trevon Brazile	F	21:29	1-3	0-1	3-4	2	4	6	2	3	5	0	1	0	1	0	-11
11	Karter Knox	F	27:53	1-6	1-5	0-0	0	2	2	2	1	3	1	1	0	0	0	8
23	Nick Pringle	F	09:14	0-0	0-0	0-2	1	1	2	0	2	0	0	1	0	0	0	-13
5	Darius Acuff Jr.	G	39:12	9-15	1-3	8-11	1	4	5	3	6	27	7	4	1	1	0	-7
21	D.J. Wagner	G	34:45	4-10	3-6	0-0	0	1	1	4	0	11	2	1	0	0	2	0
12	Malique Ewin		27:57	5-9	0-0	10-17	3	6	9	2	11	20	1	2	0	2	0	5
1	Meleek Thomas		15:07	3-8	1-3	0-0	1	0	1	2	0	7	1	2	0	0	0	-23
24	Billy Richmond III		24:23	5-6	2-2	0-1	0	2	2	3	1	12	1	0	2	0	0	-4
Team							4	2	6	0		0		0				
Totals				28-57	8-20	21-35	12	22	34	18	24	85	13	12	3	4	2	-9

Major Fouls: NONE

Shooting By Period		
1st FG%	15-28	53.6%
3PT%	3-8	37.5%
FT%	8-13	61.5%
2nd FG%	13-29	44.8%
3PT%	5-12	41.7%
FT%	13-22	59.1%
GM FG%	28-57	49.1%
3PT%	8-20	40.0%
FT%	21-35	60.0%

Dead Ball Rebounds: 7, 1

	HOU	ARK
Biggest lead	21 (1st 9:34)	2 (1st 19:37)
Best Scoring Run	15 (1st 10:23)	9 (1st 6:58)
Lead Changes	3	
Times Tied	2	
Time with Lead	37:14	01:14

Points from	HOU	ARK
Turnovers	19	9
Paint	38	36
Second Chance	16	15
Fast Breaks	7	7
Bench	21	39

Period by Period Scoring	1st	2nd	TOT
HOU	49	45	94
ARK	41	44	85

#8/8 HOUSTON 69, MIDDLE TENNESSEE 60

Monday, December 29, 2025 • Fertitta Center • Houston

Official Basketball Box Score - Final
Middle Tenn. at Houston
12/29/25 Fertitta Center, Houston, Texas
2025-26 Men's Basketball

Game Time: 7:02 PM
Game Duration: 1:59
Attendance: 7,035

Officials: Kipp Kissinger, Jason Garretson, Michael Greenstein

Middle Tenn. - 60 Record: 7-5

NO.	Name		Min	FG M-A	3P M-A	FT M-A	Rebounds OR	DR	TOT	Fouls PF	FD	TP	AS	TO	ST	Blocks BS	BA	+/-
10	Torey Alston	F	30:11	4-5	0-0	2-3	3	9	12	4	6	10	1	4	0	3	0	-3
13	Chris Loofe	F	32:59	4-6	2-3	0-1	4	2	6	4	1	10	2	6	1	0	0	0
22	Kamari Lands	F	32:28	7-10	4-7	0-0	1	2	3	4	1	18	2	2	0	0	0	-9
2	Jahvin Carter	G	29:37	1-6	0-3	1-2	1	3	4	2	1	3	4	0	1	0	0	-13
55	Sean Smith	G	22:41	3-9	1-3	0-0	0	2	2	3	0	7	4	2	1	0	1	-2
0	Alec Oglesby		26:17	4-10	4-9	0-0	1	0	1	3	2	12	0	3	0	0	1	-5
11	Tre Green		10:45	0-2	0-2	0-0	0	0	0	1	0	0	0	1	0	0	0	-13
3	Luka Jovanovic		07:01	0-0	0-0	0-0	0	0	0	0	0	0	0	0	0	0	0	-9
1	Marcus Whitlock		08:01	0-1	0-1	0-0	0	0	0	0	0	0	0	0	0	0	0	9
Team							1	4	5	0		0		1				
Totals				23-49	11-28	3-6	11	22	33	21	11	60	13	19	3	3	2	-9

Major Fouls: NONE

Shooting By Period		
1st FG%	11-24	45.8%
3PT%	5-15	33.3%
FT%	1-3	33.3%
2nd FG%	12-25	48.0%
3PT%	6-13	46.2%
FT%	2-3	66.7%
GM FG%	23-49	46.9%
3PT%	11-28	39.3%
FT%	3-6	50.0%

Dead Ball Rebounds: 1, 0

Houston - 69 Record: 12-1

NO.	Name		Min	FG M-A	3P M-A	FT M-A	Rebounds OR	DR	TOT	Fouls PF	FD	TP	AS	TO	ST	Blocks BS	BA	+/-
11	Joseph Tugler	F	26:21	6-9	0-0	1-1	3	3	6	3	3	13	0	1	1	1	0	0
5	Chris Cenac Jr	C	28:52	3-7	1-1	2-2	2	4	6	2	2	9	0	2	0	0	2	11
4	Kingston Flemings	G	38:08	5-14	1-5	4-4	0	2	2	2	4	15	5	0	2	0	0	6
7	Milos Uzan	G	32:23	2-8	1-5	3-4	0	2	2	0	2	8	0	1	2	0	0	12
21	Emanuel Sharp	G	20:08	3-6	1-2	3-3	1	2	3	3	6	10	1	1	3	0	0	4
1	Isiah Harwell		17:08	0-4	0-2	2-2	2	0	2	0	2	2	0	1	0	0	1	0
3	Ramon Walker Jr.		18:38	1-4	1-2	0-0	2	1	3	0	0	3	0	0	0	0	0	5
8	Cedric Lath		00:36	0-0	0-0	0-0	0	0	0	0	0	0	0	0	0	0	0	3
25	Mercy Miller		13:17	4-6	1-2	0-1	1	1	2	0	2	9	2	0	0	1	0	4
24	Chase McCarty		04:29	0-1	0-1	0-0	0	1	1	1	0	0	0	0	0	0	0	0
Team							3	1	4	0		0		0				
Totals				24-59	6-20	15-17	14	17	31	11	21	69	8	6	8	2	3	9

Major Fouls: NONE

Shooting By Period		
1st FG%	13-31	41.9%
3PT%	4-11	36.4%
FT%	3-4	75%
2nd FG%	11-28	39.3%
3PT%	2-9	22.2%
FT%	12-13	92.3%
GM FG%	24-59	40.7%
3PT%	6-20	30.0%
FT%	15-17	88.2%

Dead Ball Rebounds: 1, 0

	MT	HOU
Biggest lead	3 (1st 9:44)	16 (2nd 3:38)
Best Scoring Run	6 (2nd 2:23)	10 (1st 4:59)
Lead Changes	10	
Times Tied	3	
Time with Lead	06:49	30:15

Points from	MT	HOU
Turnovers	3	30
Paint	22	32
Second Chance	6	11
Fast Breaks	0	8
Bench	12	14

Period by Period Scoring	1st	2nd	TOT
MT	28	32	60
HOU	33	36	69

#8/8 HOUSTON 67, CINCINNATI 60

Saturday, January 3, 2026 • Fifth Third Arena • Cincinnati

Official Basketball Box Score - Final
Houston at Cincinnati
01/03/26 Fifth Third Arena, Cincinnati
2025-26 Men's Basketball

Game Time: 2:00 PM
Game Duration: 2:08
Attendance: 11,062

Officials: Gregory Nixon, Chance Moore, Tommy Johnson

Houston - 67 Record: 13-1 (1-0)

NO.	Name		Min	FG M-A	3P M-A	FT M-A	Rebounds OR	DR	TOT	Fouls PF	FD	TP	AS	TO	ST	Blocks BS	BA	+/-
11	Joseph Tugler	F	25:49	4-5	0-0	0-0	5	2	7	3	1	8	1	2	4	2	0	10
5	Chris Cenac Jr	C	23:46	2-6	0-3	0-0	3	5	8	4	0	4	0	0	0	0	0	15
4	Kingston Flemings	G	37:54	7-18	2-5	3-5	0	3	3	0	5	19	6	1	5	0	0	6
7	Milos Uzan	G	31:46	7-14	4-7	0-0	0	3	3	2	0	18	2	1	0	1	0	7
21	Emanuel Sharp	G	28:22	0-9	0-5	2-2	1	2	3	4	3	2	2	3	0	0	3	15
3	Ramon Walker Jr.		14:11	1-3	1-3	2-2	0	2	2	0	2	5	0	0	0	0	0	-5
1	Isiah Harwell		16:02	1-3	0-1	0-0	0	4	4	1	0	2	0	0	0	0	0	-2
14	Kalifa Sakho		12:21	3-3	0-0	0-0	0	1	1	0	1	6	0	0	0	0	0	-3
25	Mercy Miller		05:56	0-1	0-0	0-0	0	0	0	0	1	0	0	0	0	0	0	-5
24	Chase McCarty		03:53	1-1	1-1	0-0	0	0	0	2	0	3	0	0	0	0	0	-3
Team							3	0	3	0		0		1				
Totals				26-63	8-25	7-9	12	22	34	16	13	67	11	8	9	3	3	7

Major Fouls: NONE

Shooting By Period		
1st FG%	11-31	35.5%
3PT%	2-12	16.7%
FT%	4-4	100%
2nd FG%	15-32	46.9%
3PT%	6-13	46.2%
FT%	3-5	60%
GM FG%	26-63	41.3%
3PT%	8-25	32.0%
FT%	7-9	77.8%

Dead Ball Rebounds: 3, 1

Cincinnati - 60 Record: 8-6 (0-1)

NO.	Name		Min	FG M-A	3P M-A	FT M-A	Rebounds OR	DR	TOT	Fouls PF	FD	TP	AS	TO	ST	Blocks BS	BA	+/-
18	Baba Miller	F	31:42	4-7	0-2	3-7	0	8	8	2	7	11	3	4	1	0	0	-11
52	Moustapha Thiam	C	27:41	6-7	1-1	0-0	2	3	5	2	1	13	0	3	0	1	0	-6
1	Day Day Thomas	G	31:53	4-10	2-5	5-5	0	2	2	3	3	15	4	4	0	2	0	0
2	Jizzle James	G	36:00	1-7	0-3	2-2	0	4	4	2	1	4	4	3	0	0	1	-6
5	Sencire Harris	G	18:21	1-7	0-2	0-0	3	1	4	3	2	2	1	0	0	0	2	-4
11	Kerr Kriisa		07:08	1-1	1-1	0-0	0	0	0	0	0	3	0	0	0	0	0	-4
65	Halvine Dzellat		11:37	2-2	0-0	2-2	1	0	1	1	2	6	0	0	0	0	0	-3
10	Shon Abaev		09:22	0-3	0-2	0-0	0	0	0	0	0	0	0	0	0	0	0	-8
32	Jalen Celestine		26:16	2-5	2-4	0-0	0	3	3	0	0	6	0	1	1	0	0	7
Team							1	2	3	0		0		0				
Totals				21-49	6-20	12-16	7	23	30	13	16	60	12	15	2	3	3	-7

Major Fouls: NONE

Shooting By Period		
1st FG%	10-27	37.0%
3PT%	5-11	45.5%
FT%	8-10	80%
2nd FG%	11-22	50.0%
3PT%	1-9	11.1%
FT%	4-6	66.7%
GM FG%	21-49	42.9%
3PT%	6-20	30.0%
FT%	12-16	75.0%

Dead Ball Rebounds: 2, 1

	HOU	CIN
Biggest lead	7 (2nd 0:14)	10 (2nd 18:29)
Best Scoring Run	10 (1st 5:48)	10 (1st 1:24)
Lead Changes	10	
Times Tied	12	
Time with Lead	10:34	18:29

Points from	HOU	CIN
Turnovers	18	10
Paint	28	28
Second Chance	14	6
Fast Breaks	8	4
Bench	16	15

Period by Period Scoring	1st	2nd	TOT
HOU	28	39	67
CIN	33	27	60

#7/7 HOUSTON vs. #14/14 TEXAS TECH

Tuesday, January 6, 2026 • Fertitta Center • Houston

Official Basketball Box Score - Final
Texas Tech at Houston
01/06/26 Fertitta Center, Houston, Texas
2025-26 Men's Basketball

Game Time: 8:10 PM
Game Duration: 2:13
Attendance: 7,035

Officials: Doug Sirmons, Marques Pettigrew, Brooks Wells

Texas Tech - 65 Record: 11-4 (1-1)

NO.	Name		Min	FG M-A	3P M-A	FT M-A	Rebounds OR	DR	TOT	Fouls PF	FD	TP	AS	TO	ST	Blocks BS	BA	+/-
3	LeJuan Watts	F	29:43	1-9	0-3	3-4	3	4	7	4	5	5	3	2	0	0	0	-11
12	Donovan Atwell	F	39:05	3-10	3-9	4-4	1	4	5	3	3	13	1	1	2	0	1	-4
15	JT Toppin	F	37:44	9-14	0-2	0-0	2	9	11	4	3	18	1	3	1	5	1	-5
4	Christian Anderson	G	39:56	3-11	1-5	0-0	0	3	3	2	2	7	7	3	0	0	0	-4
11	Jaylen Petty	G	35:21	6-10	5-9	3-3	1	2	3	2	1	20	2	4	1	0	0	-3
1	Tyeree Bryan		03:47	0-0	0-0	0-0	0	1	1	2	0	0	0	0	0	0	0	-1
6	Leon Horner		11:11	1-2	0-0	0-0	1	2	3	1	1	2	0	0	0	0	0	5
8	Nolan Groves		03:13	0-0	0-0	0-0	0	0	0	1	0	0	0	0	0	0	0	3
Team							0	2	2	0		0		1				
Totals				23-56	9-28	10-11	8	27	35	19	15	65	14	14	4	5	2	-4

Major Fouls: NONE

Shooting By Period		
1st FG%	11-28	39.3%
3PT%	5-15	33.3%
FT%	4-4	100%
2nd FG%	12-28	42.9%
3PT%	4-13	30.8%
FT%	6-7	85.7%
GM FG%	23-56	41.1%
3PT%	9-28	32.1%
FT%	10-11	90.9%

Dead Ball Rebounds: 2, 0

Houston - 69 Record: 14-1 (2-0)

NO.	Name		Min	FG M-A	3P M-A	FT M-A	Rebounds OR	DR	TOT	Fouls PF	FD	TP	AS	TO	ST	Blocks BS	BA	+/-
11	Joseph Tugler	F	34:11	4-8	0-0	3-3	7	3	10	3	3	11	0	0	2	0	2	13
5	Chris Cenac Jr	C	30:31	4-8	0-2	3-4	1	10	11	2	3	11	1	0	1	0	0	13
4	Kingston Flemings	G	34:42	9-19	2-6	3-4	1	2	3	0	5	23	5	2	0	1	0	2
7	Milos Uzan	G	34:32	2-12	0-3	3-5	0	1	1	2	3	7	0	3	0	0	1	0
21	Emanuel Sharp	G	39:23	5-12	2-5	5-6	0	1	1	1	4	17	2	0	1	0	2	6
14	Kalifa Sakho		05:49	0-0	0-0	0-0	0	1	1	2	0	0	0	0	0	0	0	-9
3	Ramon Walker Jr.		04:40	0-0	0-0	0-0	0	0	0	0	0	0	0	0	0	0	0	-1
24	Chase McCarty		09:13	0-0	0-0	0-0	0	2	2	2	1	0	0	0	1	1	0	-7
1	Isiah Harwell		06:22	0-2	0-1	0-0	0	0	0	2	0	0	0	0	0	0	0	5
25	Mercy Miller		00:37	0-0	0-0	0-0	0	0	0	1	0	0	0	0	0	0	0	-2
Team							3	4	7	0		0		1				
Totals				24-61	4-17	17-22	12	24	36	15	19	69	8	6	5	2	5	4

Major Fouls: NONE

Shooting By Period		
1st FG%	13-35	37.1%
3PT%	2-9	22.2%
FT%	3-5	60%
2nd FG%	11-26	42.3%
3PT%	2-8	25.0%
FT%	14-17	82.4%
GM FG%	24-61	39.3%
3PT%	4-17	23.5%
FT%	17-22	77.3%

Dead Ball Rebounds: 3, 0

	TTU	HOU
Biggest lead	6 (2nd 8:25)	7 (2nd 0:02)
Best Scoring Run	9 (2nd 13:01)	7 (1st 5:31)
Lead Changes	7	
Times Tied	6	
Time with Lead	21:11	14:53

Points from	TTU	HOU
Turnovers	4	13
Paint	20	28
Second Chance	10	13
Fast Breaks	2	9
Bench	2	0

Period by Period Scoring	1st	2nd	TOT
TTU	31	34	65
HOU	31	38	69

#7/7 HOUSTON 77, BAYLOR 55

Saturday, January 10, 2026 • Foster Pavilion • Waco, Texas

Official Basketball Box Score - Final
Houston at Baylor
01/10/26 Foster Pavilion, Waco
2025-26 Men's Basketball

Game Time: 12:00 PM
Game Duration: 2:11
Attendance: 7,335

Officials: Darron George, Tyler Kumpf, Edwin Young

Houston - 77 Record: 15-1 (3-0)

NO.	Name		Min	FG M-A	3P M-A	FT M-A	Rebounds OR	DR	TOT	Fouls PF	FD	TP	AS	TO	ST	Blocks BS	BA	+/-
11	Joseph Tugler	F	24:13	5-8	0-0	2-5	8	3	11	4	5	12	0	1	1	0	1	26
5	Chris Cenac Jr	C	22:37	4-5	3-3	0-0	2	2	4	2	0	11	1	1	1	1	0	25
4	Kingston Flemings	G	25:34	5-12	0-3	0-0	1	1	2	4	0	10	7	1	0	1	0	16
7	Milos Uzan	G	26:59	1-10	0-5	4-4	0	4	4	2	2	6	5	1	1	0	1	13
21	Emanuel Sharp	G	30:27	6-14	3-9	2-2	2	3	5	3	2	17	2	0	1	0	1	17
1	Isiah Harwell		24:23	4-14	4-12	0-2	0	3	3	1	2	12	0	0	1	2	0	13
14	Kalifa Sakho		14:28	2-3	0-0	0-0	2	3	5	2	1	4	0	0	0	1	1	-3
3	Ramon Walker Jr.		09:18	0-1	0-1	0-0	1	1	2	3	0	0	0	0	1	0	0	6
24	Chase McCarty		13:42	0-5	0-5	0-0	5	1	6	1	1	0	1	0	0	0	0	2
25	Mercy Miller		07:00	2-2	1-1	0-0	0	0	0	2	0	5	0	0	1	0	0	-4
8	Cedric Lath		01:19	0-0	0-0	0-0	0	0	0	0	0	0	0	0	0	0	0	-1
Team							2	1	3	0		0		1				
Totals				29-74	11-39	8-13	23	22	45	24	13	77	16	5	7	5	4	22

Major Fouls: NONE

Shooting By Period		
1st FG%	11-36	30.6%
3PT%	5-22	22.7%
FT%	6-11	54.5%
2nd FG%	18-38	47.4%
3PT%	6-17	35.3%
FT%	2-2	100%
GM FG%	29-74	39.2%
3PT%	11-39	28.2%
FT%	8-13	61.5%

Dead Ball Rebounds: 3, 0

Baylor - 55 Record: 10-5 (0-3)

NO.	Name		Min	FG M-A	3P M-A	FT M-A	Rebounds OR	DR	TOT	Fouls PF	FD	TP	AS	TO	ST	Blocks BS	BA	+/-
44	Caden Powell	C	20:56	1-1	0-0	2-5	1	2	3	3	4	4	0	1	0	0	0	-1
5	Obi Agbim	G	32:13	2-8	2-5	0-0	1	3	4	2	3	6	1	1	2	0	0	-14
12	Michael Rataj	G	27:57	2-6	0-2	2-2	0	4	4	2	1	6	1	1	0	0	2	-13
24	Tounde Yessoufou	G	28:12	3-6	1-3	4-4	4	2	6	3	4	11	2	7	0	0	1	-27
43	Cameron Carr	G	33:53	3-9	3-6	9-16	0	4	4	0	9	18	0	3	0	2	1	-22
46	James Nnaji		17:11	1-2	0-0	1-2	1	6	7	0	1	3	1	0	0	1	1	-23
0	Dan Skillings Jr.		13:56	2-6	1-3	0-0	0	0	0	0	0	5	1	1	0	0	0	-7
10	Isaac Williams		25:42	1-3	0-0	0-2	0	2	2	3	2	5	2	1	1	0	0	-3
Team							3	1	4	0		0		0				
Totals				15-41	7-19	18-31	10	24	34	13	24	55	11	16	3	4	5	-22

Major Fouls: NONE

Shooting By Period		
1st FG%	7-23	30.4%
3PT%	4-12	33.3%
FT%	8-14	57.1%
2nd FG%	8-18	44.4%
3PT%	3-7	42.9%
FT%	10-17	58.8%
GM FG%	15-41	36.6%
3PT%	7-19	36.8%
FT%	18-31	58.1%

Dead Ball Rebounds: 7, 0

	UH	BU
Biggest lead	29 (2nd 6:18)	8 (1st 15:10)
Best Scoring Run	11 (1st 10:12)	6 (1st 15:10)
Lead Changes	2	
Times Tied	1	
Time with Lead	31:25	07:49

Points from	UH	BU
Turnovers	31	4
Paint	26	16
Second Chance	19	10
Fast Breaks	6	3
Bench	21	10

Period by Period Scoring	1st	2nd	TOT
UH	33	44	77
BU	26	29	55

Game Notes: 15:21 second half - Delay of game warning Houston ♦

#7/7 HOUSTON 77, WEST VIRGINIA 48

Tuesday, January 13, 2026 • Fertitta Center • Houston

Official Basketball Box Score - Final
West Virginia at Houston
01/13/26 Fertitta Center, Houston, Texas
2025-26 Men's Basketball

Game Time: 7:42 PM
Game Duration: 2:03
Attendance: 7,035

Officials: Tony Padilla, Doug Sirmons, James Ford

West Virginia - 48 Record: 11-6 (2-2)

NO.	Name		Min	FG M-A	3P M-A	FT M-A	Rebounds OR	DR	TOT	Fouls PF	FD	TP	AS	TO	ST	Blocks BS	BA	+/-
0	Brenen Lorient	F	24:23	2-6	1-3	0-0	1	2	3	0	1	5	1	4	1	1	1	-26
55	Harlan Obioha	C	13:24	1-1	0-0	1-2	1	0	1	2	2	3	1	2	0	0	0	-4
1	Jasper Floyd	G	18:12	0-1	0-1	0-0	0	2	2	2	2	0	0	2	0	0	0	-22
3	Honor Huff	G	38:23	4-11	2-9	3-3	0	1	1	4	2	13	2	1	1	0	0	-26
52	Treysen Eaglestaff	G	28:04	2-7	2-4	1-2	0	4	4	4	2	7	3	0	0	0	0	-20
5	DJ Thomas		22:12	6-8	4-5	0-0	0	2	2	3	1	16	0	3	1	0	0	-22
2	Amir Jenkins		26:06	2-6	0-0	0-1	2	4	6	2	3	4	2	2	0	0	0	-11
13	Chance Moore		14:22	0-4	0-1	0-2	0	4	4	0	1	0	0	1	0	0	2	-15
15	Jackson Fields		08:33	0-2	0-2	0-0	1	1	2	3	0	0	1	0	0	1	0	1
23	Morris Ugusuk		06:21	0-0	0-0	0-0	0	0	0	0	0	0	0	0	1	0	0	0
Team							1	3	4	0		0		0				
Totals				17-46	9-25	5-10	6	23	29	20	14	48	10	15	4	2	3	-29

Major Fouls: Floyd (F1) 2nd 8:34

Shooting By Period		
1st FG%	6-23	26.1%
3PT%	5-16	31.3%
FT%	1-4	25%
2nd FG%	11-23	47.8%
3PT%	4-9	44.4%
FT%	4-6	66.7%
GM FG%	17-46	37.0%
3PT%	9-25	36.0%
FT%	5-10	50.0%

Dead Ball Rebounds: 2, 1

Houston - 77 Record: 16-1 (4-0)

NO.	Name		Min	FG M-A	3P M-A	FT M-A	Rebounds OR	DR	TOT	Fouls PF	FD	TP	AS	TO	ST	Blocks BS	BA	+/-
11	Joseph Tugler	F	28:04	4-5	0-0	2-3	5	1	6	3	6	10	1	0	4	0	1	24
5	Chris Cenac Jr	C	28:20	2-5	1-4	2-4	3	7	10	2	2	7	2	1	2	0	0	17
4	Kingston Flemings	G	24:11	3-10	0-2	4-4	0	5	5	4	3	10	7	1	0	0	0	18
7	Milos Uzan	G	29:39	5-9	5-9	2-2	0	2	2	1	1	17	3	1	0	0	0	19
21	Emanuel Sharp	G	30:15	5-13	3-9	0-1	1	3	4	2	1	13	3	1	2	0	0	29
14	Kalifa Sakho		10:44	0-0	0-0	0-0	1	3	4	0	0	0	0	1	0	1	0	3
1	Isiah Harwell		21:37	2-8	1-6	2-2	0	1	1	1	4	7	1	0	0	1	1	15
3	Ramon Walker Jr.		09:58	1-2	0-1	2-2	1	1	2	0	1	4	0	1	0	0	0	3
24	Chase McCarty		10:56	1-4	1-4	2-2	0	1	1	1	1	5	0	0	1	1	0	13
25	Mercy Miller		05:20	2-2	0-0	0-1	1	0	1	0	1	4	0	0	0	0	0	2
8	Cedric Lath		00:57	0-0	0-0	0-0	0	0	0	0	0	0	0	0	0	0	0	2
Team							0	2	2	0		0		1				
Totals				25-58	11-35	16-21	12	26	38	14	20	77	17	7	9	3	2	29

Major Fouls: NONE

Shooting By Period		
1st FG%	9-26	34.6%
3PT%	6-19	31.6%
FT%	9-12	75%
2nd FG%	16-32	50.0%
3PT%	5-16	31.3%
FT%	7-9	77.8%
GM FG%	25-58	43.1%
3PT%	11-35	31.4%
FT%	16-21	76.2%

Dead Ball Rebounds: 2, 0

	WVU	HOU
Biggest lead	0 (1st 20:00)	31 (2nd 7:25)
Best Scoring Run	9 (1st 2:56)	17 (2nd 7:25)
Lead Changes	0	
Times Tied	0	
Time with Lead	00:00	39:39

Points from	WVU	HOU
Turnovers	8	17
Paint	12	20
Second Chance	6	19
Fast Breaks	2	2
Bench	20	20

Period by Period Scoring	1st	2nd	TOT
WVU	18	30	48
HOU	33	44	77

#7/7 HOUSTON 103, ARIZONA STATE 73

Sunday, January 18, 2026 • Fertitta Center • Houston

Official Basketball Box Score - Final
Arizona St. at Houston
01/18/26 Fertitta Center, Houston, Texas
2025-26 Men's Basketball

Game Time: 5:35 PM
Game Duration: 1:56
Attendance: 7,035

Officials: Kipp Kissinger, Doug Sirmons, Roger Ayers

Arizona St. - 73 Record: 10-8 (1-4)

NO.	Name		Min	FG M-A	3P M-A	FT M-A	Rebounds OR	DR	TOT	Fouls PF	FD	TP	AS	TO	ST	Blocks BS	BA	+/-
1	Santiago Trouet	F	20:54	2-6	0-1	5-6	2	1	3	2	4	9	0	2	2	0	0	-20
35	Massamba Diop	C	26:44	1-5	0-0	4-4	1	4	5	0	2	6	1	2	0	0	1	-34
4	Bryce Ford	G	23:53	3-8	2-6	2-2	0	3	3	1	1	10	2	1	0	0	1	-36
5	Maurice Odum	G	30:32	2-10	2-7	2-2	1	1	2	3	1	8	6	5	1	1	2	-23
15	Noah Meeusen	G	28:14	3-4	2-3	2-2	0	1	1	0	1	10	3	2	1	0	0	-16
2	Anthony Johnson		28:49	5-10	1-4	1-2	1	4	5	1	2	12	1	2	2	0	2	-6
23	Allen Mukeba		23:40	2-4	0-0	0-0	1	1	2	3	1	4	3	1	1	1	1	-4
14	Andrija Grbovic		16:32	4-7	2-4	4-6	2	2	4	0	3	14	0	2	1	0	1	-10
12	Trevor Best		00:43	0-0	0-0	0-0	0	0	0	0	0	0	0	0	0	0	0	-1
Team							5	0	5	1		0		0				
Totals				22-54	9-25	20-24	13	17	30	11	15	73	16	17	8	2	8	-30

Major Fouls: Coach (TF) 1st 10:17

Shooting By Period		
1st FG%	11-30	36.7%
3PT%	6-15	40.0%
FT%	1-2	50%
2nd FG%	11-24	45.8%
3PT%	3-10	30.0%
FT%	19-22	86.4%
GM FG%	22-54	40.7%
3PT%	9-25	36.0%
FT%	20-24	83.3%

Dead Ball Rebounds: 5, 0

Houston - 103 Record: 17-1 (5-0)

NO.	Name		Min	FG M-A	3P M-A	FT M-A	Rebounds OR	DR	TOT	Fouls PF	FD	TP	AS	TO	ST	Blocks BS	BA	+/-
11	Joseph Tugler	F	23:51	6-9	0-0	0-0	4	3	7	3	0	12	3	1	1	2	0	18
5	Chris Cenac Jr	C	27:00	8-15	2-5	0-0	4	4	8	0	0	18	5	1	3	1	0	36
4	Kingston Flemings	G	34:23	8-14	1-3	3-3	0	4	4	1	5	20	8	3	4	2	1	29
7	Milos Uzan	G	32:32	6-11	4-7	0-0	1	1	2	0	0	16	3	2	3	0	1	41
21	Emanuel Sharp	G	23:10	5-12	2-5	4-5	3	2	5	4	2	16	1	0	1	0	0	11
1	Isiah Harwell		17:00	2-2	2-2	2-2	0	2	2	1	1	8	1	1	0	2	0	15
14	Kalifa Sakho		15:26	1-1	0-0	0-0	0	1	1	2	0	2	1	0	0	1	0	11
3	Ramon Walker Jr.		07:35	1-2	0-0	0-0	0	0	0	0	0	2	0	1	0	0	0	-5
25	Mercy Miller		06:49	2-3	0-1	0-0	1	0	1	0	1	4	0	0	0	0	0	2
24	Chase McCarty		11:31	1-2	1-2	2-2	1	1	2	4	1	5	0	1	0	0	0	-9
8	Cedric Lath		00:43	0-0	0-0	0-0	0	0	0	0	0	0	0	0	0	0	0	1
Team							1	0	1	0		0		0				
Totals				40-71	12-25	11-12	15	18	33	15	10	103	22	10	12	8	2	30

Major Fouls: NONE

Shooting By Period		
1st FG%	21-38	55.3%
3PT%	8-16	50.0%
FT%	6-7	85.7%
2nd FG%	19-33	57.6%
3PT%	4-9	44.4%
FT%	5-5	100%
GM FG%	40-71	56.3%
3PT%	12-25	48.0%
FT%	11-12	91.7%

Dead Ball Rebounds: 0, 0

	ASU	HOU
Biggest lead	0 (1st 20:00)	33 (2nd 18:10)
Best Scoring Run	14 (2nd 7:31)	15 (1st 14:21)
Lead Changes	0	
Times Tied	0	
Time with Lead	00:00	39:44

Points from	ASU	HOU
Turnovers	14	31
Paint	22	44
Second Chance	17	18
Fast Breaks	17	12
Bench	30	21

Period by Period Scoring	1st	2nd	TOT
ASU	29	44	73
HOU	56	47	103

12/12 TEXAS TECH 90, #6/6 HOUSTON 86

Saturday, January 24, 2026 • United Supermarkets Arena • Lubbock, Texas

Official Basketball Box Score - Final
Houston at Texas Tech
01/24/26 United Supermarkets Arena, Lubbock
2025-26 Men's Basketball

Game Time: 1:00 PM
Game Duration: 2:24
Attendance: 15,098

Officials: Marques Pettigrew, Michael Greenstein, Christopher Merlo

Houston - 86 Record: 17-2 (5-1)

NO.	Name		Min	FG M-A	3P M-A	FT M-A	Rebounds OR	DR	TOT	Fouls PF	FD	TP	AS	TO	ST	Blocks BS	BA	+/-
11	Joseph Tugler	F	22:49	0-1	0-0	4-6	6	1	7	3	3	4	1	1	0	1	0	16
5	Chris Cenac Jr	C	17:35	1-1	0-0	0-0	0	7	7	3	1	2	0	0	0	0	0	1
4	Kingston Flemings	G	38:20	15-26	4-9	8-10	1	1	2	4	9	42	6	2	2	0	0	-1
7	Milos Uzan	G	38:19	2-6	2-4	0-0	0	1	1	1	0	6	2	2	2	0	0	-9
21	Emanuel Sharp	G	34:46	6-16	3-8	5-5	0	0	0	4	1	20	0	0	0	0	0	-3
14	Kalifa Sakho		12:20	1-1	0-0	0-0	0	0	0	2	0	2	0	1	1	0	0	-13
3	Ramon Walker Jr.		17:45	1-4	0-3	0-0	2	2	4	3	1	2	0	0	0	0	0	-2
1	Isiah Harwell		09:54	1-2	0-1	0-0	0	4	4	3	0	2	0	0	0	0	0	1
24	Chase McCarty		08:13	2-3	2-3	0-0	0	0	0	2	0	6	0	0	0	0	0	-10
Team							2	1	3	0		0		0				
Totals				29-60	11-28	17-21	11	17	28	25	15	86	9	6	5	1	0	-4

Major Fouls: Harwell (F1) 1st 9:03

Shooting By Period		
1st FG%	16-26	61.5%
3PT%	7-11	63.6%
FT%	10-12	83.3%
2nd FG%	13-34	38.2%
3PT%	4-17	23.5%
FT%	7-9	77.8%
GM FG%	29-60	48.3%
3PT%	11-28	39.3%
FT%	17-21	81.0%

Dead Ball Rebounds: 1, 0

Texas Tech - 90 Record: 16-4 (6-1)

NO.	Name		Min	FG M-A	3P M-A	FT M-A	Rebounds OR	DR	TOT	Fouls PF	FD	TP	AS	TO	ST	Blocks BS	BA	+/-
3	LeJuan Watts	F	22:15	0-8	0-0	3-4	4	1	5	3	3	3	1	1	1	0	0	-4
12	Donovan Atwell	F	37:11	5-8	5-8	3-4	0	4	4	2	2	18	2	0	0	0	0	6
15	JT Toppin	F	40:00	12-24	0-5	7-8	6	6	12	2	7	31	3	2	0	0	0	4
4	Christian Anderson	G	40:00	2-9	1-7	7-8	2	2	4	3	7	12	9	4	0	0	0	4
11	Jaylen Petty	G	31:20	5-8	4-6	4-4	2	6	8	4	3	18	0	0	0	0	0	5
5	Josiah Moseley		09:37	2-3	2-2	0-2	3	3	6	0	3	6	1	1	0	0	1	0
1	Tyeree Bryan		19:35	1-2	0-1	0-0	1	1	2	1	0	2	0	0	0	0	0	5
8	Nolan Groves		00:02	0-0	0-0	0-0	0	0	0	0	0	0	0	0	0	0	0	0
Team							3	0	3	1		0		2				
Totals				27-62	12-29	24-30	21	23	44	16	25	90	16	10	1	0	1	4

Major Fouls: Watts (F1) 1st 17:28 Coach (TF) 1st 2:48

Shooting By Period		
1st FG%	17-33	51.5%
3PT%	10-19	52.6%
FT%	11-12	91.7%
2nd FG%	10-29	34.5%
3PT%	2-10	20.0%
FT%	13-18	72.2%
GM FG%	27-62	43.5%
3PT%	12-29	41.4%
FT%	24-30	80.0%

Dead Ball Rebounds: 3, 0

	HOU	TTU
Biggest lead	7 (1st 10:43)	11 (1st 3:07)
Best Scoring Run	6 (2nd 19:39)	14 (1st 3:37)
Lead Changes	8	
Times Tied	8	
Time with Lead	18:41	18:12

Points from	HOU	TTU
Turnovers	11	13
Paint	22	26
Second Chance	11	22
Fast Breaks	2	3
Bench	12	8

Period by Period Scoring	1st	2nd	TOT
HOU	49	37	86
TTU	55	35	90

#10/7 HOUSTON 79, TCU 70

Wednesday, January 28, 2026 • Schollmaier Arena • Fort Worth, Texas

Official Basketball Box Score - Final
Houston at TCU
01/28/26 Ed and Rae Schollmaier Arena, Fort Worth
2025-26 Men's Basketball

Game Time: 8:00 PM
Game Duration: 2:23
Attendance: 6,863

Officials: Doug Sirmons, Brooks Wells, James Duke

Houston - 79 Record: 18-2 (6-1)

NO.	Name		Min	FG M-A	3P M-A	FT M-A	Rebounds OR	DR	TOT	Fouls PF	FD	TP	AS	TO	ST	Blocks BS	BA	+/-
11	Joseph Tugler	F	09:37	0-1	0-0	0-0	0	0	0	4	2	0	0	1	0	0	0	-1
5	Chris Cenac Jr	C	34:03	2-6	1-3	3-4	5	9	14	2	5	8	1	0	3	1	0	14
4	Kingston Flemings	G	34:34	8-16	2-3	9-9	0	5	5	3	4	27	5	4	0	0	1	2
7	Milos Uzan	G	38:34	3-9	2-6	2-2	0	4	4	1	2	10	4	2	0	0	0	14
21	Emanuel Sharp	G	30:31	8-16	2-7	5-5	0	1	1	5	3	23	1	1	0	0	0	8
14	Kalifa Sakho		13:05	1-1	0-0	0-0	0	1	1	4	1	2	0	0	1	0	0	-5
3	Ramon Walker Jr.		21:46	1-2	1-1	3-4	1	1	2	2	4	6	1	1	1	0	0	7
1	Isiah Harwell		15:27	0-2	0-2	0-0	0	0	0	1	0	0	0	1	1	0	0	5
24	Chase McCarty		01:29	1-1	1-1	0-0	0	1	1	0	0	3	0	0	0	0	0	3
25	Mercy Miller		00:54	0-0	0-0	0-0	0	0	0	0	0	0	0	0	0	0	0	-2
Team							0	3	3	0		0		1				
Totals				24-54	9-23	22-24	6	25	31	22	21	79	12	11	6	1	1	9

Major Fouls: NONE

Shooting By Period		
1st FG%	16-26	61.5%
3PT%	6-12	50.0%
FT%	5-5	100%
2nd FG%	8-28	28.6%
3PT%	3-11	27.3%
FT%	17-19	89.5%
GM FG%	24-54	44.4%
3PT%	9-23	39.1%
FT%	22-24	91.7%

Dead Ball Rebounds: 2, 1

TCU - 70 Record: 13-8 (3-5)

NO.	Name		Min	FG M-A	3P M-A	FT M-A	Rebounds OR	DR	TOT	Fouls PF	FD	TP	AS	TO	ST	Blocks BS	BA	+/-
15	David Punch	F	28:44	7-11	1-1	1-4	0	1	1	3	3	16	6	1	0	1	1	0
24	Xavier Edmonds	F	27:35	7-10	0-0	4-7	4	6	10	3	7	18	1	2	2	0	0	-10
1	Jayden Pierre	G	34:31	1-9	1-6	2-2	1	3	4	3	2	5	2	0	2	0	0	-11
2	Brock Harding	G	33:51	4-9	0-1	0-0	0	3	3	3	0	8	5	3	1	0	0	-6
3	Liutauras Lelevicius	G	24:45	3-5	2-4	0-1	0	1	1	1	1	8	0	1	0	0	0	-11
23	Vianney Salatchoum		04:08	0-0	0-0	0-0	0	0	0	1	0	0	0	0	0	0	0	1
5	Micah Robinson		17:45	0-3	0-2	3-4	0	3	3	3	3	3	0	4	1	0	0	-11
00	Jace Posey		11:40	1-2	0-0	2-2	0	2	2	2	2	4	0	1	0	0	0	0
55	Tanner Toolson		17:01	2-4	0-1	4-5	1	2	3	2	4	8	1	0	0	0	0	3
Team							1	2	3	1		0		0				
Totals				25-53	4-15	16-25	7	23	30	22	22	70	15	12	6	1	1	-9

Major Fouls: Coach (TF) 2nd 20:00

Shooting By Period		
1st FG%	11-27	40.7%
3PT%	3-9	33.3%
FT%	5-8	62.5%
2nd FG%	14-26	53.8%
3PT%	1-6	16.7%
FT%	11-17	64.7%
GM FG%	25-53	47.2%
3PT%	4-15	26.7%
FT%	16-25	64.0%

Dead Ball Rebounds: 4, 1

	UH	TCU
Biggest lead	15 (1st 1:39)	1 (1st 17:37)
Best Scoring Run	12 (1st 7:12)	9 (2nd 15:00)
Lead Changes	2	
Times Tied	1	
Time with Lead	38:41	00:18

Points from	UH	TCU
Turnovers	13	14
Paint	20	36
Second Chance	3	5
Fast Breaks	6	9
Bench	11	15

Period by Period Scoring	1st	2nd	TOT
UH	43	36	79
TCU	30	40	70

#10/7 HOUSTON 76, CINCINNATI 54

Saturday, January 31, 2026 • Fertitta Center • Houston

Official Basketball Box Score - Final
Cincinnati at Houston
01/31/26 Fertitta Center, Houston, Texas
2025-26 Men's Basketball

Game Time: 11:01 AM
Game Duration: 2:03
Attendance: 7,035

Officials: Marques Pettigrew, Chance Moore, James Ford

Cincinnati - 54 Record: 11-11 (3-6)

NO.	Name		Min	FG M-A	3P M-A	FT M-A	Rebounds OR	DR	TOT	Fouls PF	FD	TP	AS	TO	ST	Blocks BS	BA	+/-
18	Baba Miller	F	32:40	1-8	0-2	0-0	1	7	8	1	3	2	3	2	0	0	0	-18
32	Jalen Celestine	F	28:30	5-7	3-5	2-2	1	1	2	0	3	15	0	0	1	0	0	-16
52	Moustapha Thiam	C	11:30	1-5	0-0	0-0	1	2	3	0	0	2	0	0	0	1	0	-9
1	Day Day Thomas	G	22:11	2-8	2-6	0-0	2	2	4	3	2	6	3	6	0	0	1	-15
2	Jizzle James	G	30:25	2-6	1-3	0-0	1	1	2	3	0	5	2	3	0	0	1	-22
7	Keyshuan Tillery		19:07	4-7	3-4	3-3	0	1	1	2	2	14	1	4	0	0	1	-6
11	Kerr Kriisa		18:31	1-3	1-3	0-0	0	2	2	0	3	3	2	0	0	0	0	-8
24	Tyler McKinley		14:59	1-1	0-0	1-4	0	1	1	3	2	3	0	0	0	0	0	-12
17	Jordi Rodriguez		08:36	0-0	0-0	0-0	1	2	3	0	2	0	0	0	0	0	0	-3
65	Halvine Dzellat		13:31	1-2	0-0	2-4	1	2	3	1	2	4	0	1	1	0	1	-1
Team							4	2	6	1		0		3				
Totals				18-47	10-23	8-13	12	23	35	14	16	54	11	19	2	1	4	-22

Major Fouls: Coach (TF) 2nd 13:08

Shooting By Period		
1st FG%	7-25	28.0%
3PT%	3-11	27.3%
FT%	3-4	75%
2nd FG%	11-22	50.0%
3PT%	7-12	58.3%
FT%	5-9	55.6%
GM FG%	18-47	38.3%
3PT%	10-23	43.5%
FT%	8-13	61.5%

Dead Ball Rebounds: 4, 0

Houston - 76 Record: 19-2 (7-1)

NO.	Name		Min	FG M-A	3P M-A	FT M-A	Rebounds OR	DR	TOT	Fouls PF	FD	TP	AS	TO	ST	Blocks BS	BA	+/-
11	Joseph Tugler	F	24:31	2-3	0-0	3-4	4	1	5	2	4	7	0	0	0	3	0	11
5	Chris Cenac Jr	C	25:34	5-8	3-6	0-0	0	3	3	1	0	13	0	0	2	0	0	17
4	Kingston Flemings	G	29:50	2-9	0-2	3-4	1	3	4	0	3	7	6	3	0	0	0	20
7	Milos Uzan	G	32:16	7-12	2-5	0-0	0	2	2	1	0	16	5	1	3	0	1	10
21	Emanuel Sharp	G	26:13	4-12	1-7	4-4	1	2	3	3	3	13	3	0	3	0	0	16
14	Kalifa Sakho		14:00	0-1	0-0	0-0	1	2	3	3	0	0	0	0	0	0	0	14
1	Isiah Harwell		17:23	3-9	2-5	5-6	3	1	4	2	3	13	0	0	0	0	0	12
3	Ramon Walker Jr.		11:05	0-0	0-0	0-0	0	0	0	2	0	0	0	0	0	0	0	6
25	Mercy Miller		17:39	3-4	1-1	0-0	2	2	4	2	0	7	0	0	1	1	0	7
8	Cedric Lath		01:29	0-0	0-0	0-0	0	0	0	0	0	0	0	0	0	0	0	-3
Team							0	2	2	0		0		0				
Totals				26-58	9-26	15-18	12	18	30	16	13	76	14	4	9	4	1	22

Major Fouls: NONE

Shooting By Period		
1st FG%	12-30	40.0%
3PT%	5-16	31.3%
FT%	3-4	75%
2nd FG%	14-28	50.0%
3PT%	4-10	40.0%
FT%	12-14	85.7%
GM FG%	26-58	44.8%
3PT%	9-26	34.6%
FT%	15-18	83.3%

Dead Ball Rebounds: 0, 0

	CIN	HOU
Biggest lead	2 (1st 17:01)	30 (2nd 6:13)
Best Scoring Run	5 (2nd 14:43)	10 (2nd 7:38)
Lead Changes	3	
Times Tied	0	
Time with Lead	02:00	35:01

Points from	CIN	HOU
Turnovers	2	26
Paint	8	26
Second Chance	8	11
Fast Breaks	5	5
Bench	24	20

Period by Period Scoring	1st	2nd	TOT
CIN	20	34	54
HOU	32	44	76

#8/8 HOUSTON vs. rv/rv UCF

Wednesday, February 4, 2026 • Fertitta Center • Houston

Official Basketball Box Score - Final
UCF at Houston
02/04/26 Fertitta Center, Houston, Texas
2025-26 Men's Basketball

Game Time: 6:01 PM
Game Duration: 2:03
Attendance: 7,035

Officials: Antinio Petty, Darron George, Justin Shamion

UCF - 55 Record: 17-5 (6-4)

NO.	Name		Min	FG M-A	3P M-A	FT M-A	Rebounds OR	DR	TOT	Fouls PF	FD	TP	AS	TO	ST	Blocks BS	BA	+/-
4	Jamichael Stillwell	F	30:18	2-5	0-2	4-4	1	5	6	2	2	8	6	3	1	1	0	-16
99	Jordan Burks	F	25:36	2-12	2-7	2-2	1	2	3	3	1	8	0	1	0	0	1	-27
7	John Bol	C	28:17	4-4	0-0	0-0	3	4	7	2	1	8	0	0	0	0	0	-22
1	Themus Fulks	G	34:01	3-10	0-0	2-2	1	1	2	1	4	8	3	3	0	0	1	-22
2	Riley Kugel	G	30:02	1-10	1-5	6-6	1	2	3	1	4	9	1	3	1	0	0	-26
35	Devan Cambridge		13:48	0-2	0-1	1-2	0	2	2	1	2	1	0	0	0	0	0	-4
22	Chris Johnson		14:56	1-4	1-2	2-3	0	1	1	1	3	5	0	1	0	0	0	-6
11	Carmelo Pacheco		15:18	1-2	1-2	0-0	0	0	0	2	1	3	0	0	0	0	0	-11
3	George Beale Jr.		03:48	1-1	1-1	0-0	0	0	0	0	0	3	0	0	0	0	0	8
5	Kris Parker		01:58	1-2	0-1	0-1	0	0	0	0	1	2	0	0	0	0	0	3
9	Elijah Hulsewe		01:58	0-0	0-0	0-0	0	0	0	0	0	0	0	0	0	0	0	3
Team							3	2	5	0		0		0				
Totals				16-52	6-21	17-20	10	19	29	13	19	55	10	11	2	1	2	-24

Major Fouls: NONE

Shooting By Period		
1st FG%	15-34	44.1%
3PT%	0-10	0.0%
FT%	3-4	75%
2nd FG%	20-30	66.7%
3PT%	3-9	33.3%
FT%	3-4	75%
GM FG%	35-64	54.7%
3PT%	3-19	15.8%
FT%	6-8	75.0%

Dead Ball Rebounds: 1, 0

Houston - 79 Record: 20-2 (8-1)

NO.	Name		Min	FG M-A	3P M-A	FT M-A	Rebounds OR	DR	TOT	Fouls PF	FD	TP	AS	TO	ST	Blocks BS	BA	+/-
11	Joseph Tugler	F	13:31	3-3	0-0	1-2	5	0	5	2	3	7	2	1	0	0	0	8
5	Chris Cenac Jr	C	28:32	7-13	0-4	0-0	1	9	10	2	3	14	2	0	2	1	0	26
4	Kingston Flemings	G	30:43	8-12	0-2	2-2	0	3	3	1	2	18	6	1	2	1	0	19
7	Milos Uzan	G	26:11	5-7	2-4	0-0	0	2	2	1	0	12	2	1	0	0	0	21
21	Emanuel Sharp	G	27:17	3-9	0-3	2-2	0	3	3	3	4	8	3	0	1	0	1	23
14	Kalifa Sakho		22:33	3-3	0-0	1-2	2	5	7	4	1	7	0	1	1	0	0	10
1	Isiah Harwell		18:16	1-6	0-2	0-0	1	1	2	2	0	2	2	1	1	0	0	5
3	Ramon Walker Jr.		13:31	1-3	0-1	0-0	2	1	3	0	0	2	0	0	0	0	0	4
25	Mercy Miller		15:35	4-7	1-2	0-0	1	2	3	2	0	9	1	0	0	0	0	7
24	Chase McCarty		01:53	0-1	0-1	0-0	0	0	0	0	0	0	0	0	0	0	0	0
8	Cedric Lath		01:58	0-0	0-0	0-0	0	0	0	2	0	0	0	0	0	0	0	-3
Team							0	2	2	0		0		0				
Totals				35-64	3-19	6-8	12	28	40	19	13	79	18	5	7	2	1	24

Major Fouls: NONE

Shooting By Period		
1st FG%	7-25	28.0%
3PT%	1-6	16.7%
FT%	4-4	100%
2nd FG%	9-27	33.3%
3PT%	5-15	33.3%
FT%	13-16	81.3%
GM FG%	16-52	30.8%
3PT%	6-21	28.6%
FT%	17-20	85.0%

Dead Ball Rebounds: 0, 0

	UCF	HOU
Biggest lead	2 (1st 18:22)	34 (2nd 3:27)
Best Scoring Run	7 (2nd 1:34)	12 (1st 3:50)
Lead Changes	2	
Times Tied	3	
Time with Lead	00:35	36:58

Points from	UCF	HOU
Turnovers	4	14
Paint	14	42
Second Chance	12	10
Fast Breaks	3	4
Bench	14	20

Period by Period Scoring	1st	2nd	TOT
UCF	19	36	55
HOU	33	46	79

#8/8 HOUSTON 77, #16/14 BYU 66

Saturday, February 7, 2026 • Marriott Center • Provo, Utah

Official Basketball Box Score - Final
Houston at BYU
02/07/26 Marriott Center, Provo
2025-26 Men's Basketball

Game Time: 8:30 PM
Game Duration: 2:18
Attendance: 18,177

Officials: D.J. Carstensen, Tommy Johnson, Chris Pacsi

Houston - 77 Record: 21-2 (9-1)

NO.	Name		Min	FG M-A	3P M-A	FT M-A	Rebounds OR	DR	TOT	Fouls PF	FD	TP	AS	TO	ST	Blocks BS	BA	+/-
11	Joseph Tugler	F	23:56	4-4	0-0	2-2	1	5	6	5	4	10	1	1	0	2	0	4
5	Chris Cenac Jr	C	29:02	7-12	2-4	0-0	1	4	5	4	1	16	0	0	1	1	1	19
4	Kingston Flemings	G	34:39	8-18	0-3	3-4	0	5	5	3	7	19	5	1	1	0	3	15
7	Milos Uzan	G	39:59	2-10	2-5	2-3	1	2	3	3	2	8	5	1	1	0	1	11
21	Emanuel Sharp	G	34:21	5-10	2-4	2-2	2	2	4	3	2	14	4	1	1	0	0	20
14	Kalifa Sakho		16:04	2-2	0-0	3-4	2	2	4	2	2	7	0	0	0	0	0	7
1	Isiah Harwell		07:42	1-3	1-3	0-0	1	2	3	1	0	3	0	0	0	0	0	-12
3	Ramon Walker Jr.		09:54	0-1	0-1	0-0	1	0	1	1	0	0	0	0	0	0	0	-10
25	Mercy Miller		04:23	0-1	0-0	0-0	1	1	2	0	0	0	0	0	0	0	0	1
Team							3	4	7	0		0		0				
Totals				29-61	7-20	12-15	13	27	40	22	18	77	15	4	4	3	5	11

Major Fouls: NONE

Shooting By Period		
1st FG%	14-31	45.2%
3PT%	5-12	41.7%
FT%	4-4	100%
2nd FG%	15-30	50.0%
3PT%	2-8	25.0%
FT%	8-11	72.7%
GM FG%	29-61	47.5%
3PT%	7-20	35.0%
FT%	12-15	80.0%

Dead Ball Rebounds: 0, 0

BYU - 66 Record: 17-6 (5-5)

NO.	Name		Min	FG M-A	3P M-A	FT M-A	Rebounds OR	DR	TOT	Fouls PF	FD	TP	AS	TO	ST	Blocks BS	BA	+/-
3	AJ Dybantsa	F	34:57	9-14	3-4	7-12	2	3	5	1	8	28	4	1	0	1	0	-5
13	Keba Keita	C	21:57	1-6	0-0	2-5	3	2	5	3	3	4	0	0	0	3	2	-7
1	Robert Wright III	G	35:57	6-9	3-3	2-3	0	2	2	3	5	17	1	1	0	0	0	12
15	Richie Saunders	G	32:33	1-8	1-6	4-5	3	4	7	2	3	7	4	3	1	0	0	-18
30	Kennard Davis Jr.	G	29:03	2-9	1-7	0-1	1	5	6	2	2	5	0	1	2	0	0	-15
7	Khadim Mboup		16:21	0-2	0-1	0-0	1	1	2	3	0	0	1	0	0	0	0	6
34	Abdullah Ahmed		15:42	2-4	0-0	1-2	1	2	3	1	1	5	0	0	0	1	1	0
6	Aleksej Kostić		09:26	0-1	0-1	0-0	0	2	2	3	0	0	1	0	0	0	0	6
5	Mihailo Boskovic		02:40	0-0	0-0	0-0	0	0	0	0	0	0	0	0	0	0	0	-9
24	Dominique Diomande		01:25	0-0	0-0	0-0	0	0	0	0	0	0	0	0	0	0	0	-1
Team							3	1	4	0		0		0				
Totals				21-53	8-22	16-28	14	22	36	18	22	66	11	6	3	5	3	-11

Major Fouls: NONE

Shooting By Period		
1st FG%	11-29	37.9%
3PT%	4-11	36.4%
FT%	5-9	55.6%
2nd FG%	10-24	41.7%
3PT%	4-11	36.4%
FT%	11-19	57.9%
GM FG%	21-53	39.6%
3PT%	8-22	36.4%
FT%	16-28	57.1%

Dead Ball Rebounds: 3, 0

	HOU	BYU
Biggest lead	11 (1st 3:12)	3 (2nd 13:31)
Best Scoring Run	10 (1st 15:41)	8 (2nd 14:07)
Lead Changes	3	
Times Tied	5	
Time with Lead	32:52	02:05

Points from	HOU	BYU
Turnovers	9	4
Paint	30	24
Second Chance	17	11
Fast Breaks	4	5
Bench	10	5

Period by Period Scoring	1st	2nd	TOT
HOU	37	40	77
BYU	31	35	66

#3/3 HOUSTON 66, UTAH 52

Tuesday, February 10, 2026 • Jon M. Huntsman Arena • Salt Lake City

Official Basketball Box Score - Final
Houston at Utah
02/10/26 Jon M. Huntsman Center, Salt Lake City
2025-26 Utah Men's Basketball

Game Time: 7:00 PM
Game Duration: 1:54
Attendance: 7,111

Officials: Tony Padilla, Bret Smith, Gregory Nixon

Houston - 66 Record: 22-2 (10-1)

NO.	Name		Min	FG M-A	3P M-A	FT M-A	Rebounds OR	DR	TOT	Fouls PF	FD	TP	AS	TO	ST	Blocks BS	BA	+/-
11	Joseph Tugler	F	28:09	4-6	0-0	1-2	4	1	5	2	2	9	0	1	1	1	0	18
5	Chris Cenac Jr	C	17:43	3-6	0-3	0-0	3	2	5	3	0	6	1	0	0	0	0	7
4	Kingston Flemings	G	29:09	2-9	0-0	0-0	1	3	4	1	0	4	4	1	1	1	1	11
7	Milos Uzan	G	23:46	4-8	1-4	0-0	0	0	0	1	0	9	2	2	1	0	0	5
21	Emanuel Sharp	G	30:58	9-17	8-13	1-2	0	3	3	1	3	27	1	0	1	0	0	11
14	Kalifa Sakho		10:08	0-0	0-0	0-0	1	0	1	3	0	0	0	1	1	2	0	-1
1	Isiah Harwell		22:42	0-5	0-3	0-0	0	4	4	0	1	0	0	0	1	0	0	9
3	Ramon Walker Jr.		10:50	0-1	0-1	1-2	0	4	4	0	1	1	0	0	0	0	0	7
25	Mercy Miller		14:33	2-5	0-1	2-4	1	0	1	3	2	6	0	0	1	1	0	4
24	Chase McCarty		10:19	1-2	0-1	0-0	1	1	2	1	0	2	0	0	0	1	0	2
8	Cedric Lath		01:43	1-1	0-0	0-0	0	0	0	0	0	2	0	0	0	0	0	-3
Team							1	2	3	0		0		0				
Totals				26-60	9-26	5-10	12	20	32	15	9	66	8	5	7	6	1	14

Shooting By Period		
1st FG%	12-26	46.2%
3PT%	7-16	43.8%
FT%	3-6	50%
2nd FG%	14-34	41.2%
3PT%	2-10	20.0%
FT%	2-4	50%
GM FG%	26-60	43.3%
3PT%	9-26	34.6%
FT%	5-10	50.0%

Dead Ball Rebounds: 4, 0

Major Fouls: NONE

Utah - 52 Record: 9-15 (1-10)

NO.	Name		Min	FG M-A	3P M-A	FT M-A	Rebounds OR	DR	TOT	Fouls PF	FD	TP	AS	TO	ST	Blocks BS	BA	+/-
0	Seydou Traore	F	32:07	5-9	1-3	1-2	1	1	2	1	2	12	4	1	1	0	2	-9
8	Keanu Dawes	F	33:38	7-11	0-3	1-1	1	7	8	0	3	15	2	0	0	0	0	-4
32	James Okonkwo	F	21:21	0-1	0-0	0-0	1	3	4	2	2	0	1	3	1	0	1	-11
2	Terrence Brown	G	31:07	3-8	0-2	6-8	0	3	3	0	6	12	4	3	1	0	1	-7
3	Don McHenry	G	23:25	2-9	1-6	0-0	0	1	1	2	0	5	0	4	0	0	1	-22
13	Kendyl Sanders		25:07	1-2	0-1	2-3	0	3	3	3	2	4	0	0	1	1	0	-8
31	Ibrahima Traore		02:52	0-0	0-0	0-0	0	1	1	0	0	0	0	0	0	0	0	2
21	Obomate Abbey		12:09	0-3	0-2	0-0	0	1	1	1	0	0	2	0	0	0	1	-8
7	Josh Hayes		15:47	2-2	0-0	0-0	0	0	0	0	0	4	0	0	0	0	0	-5
9	Jerry Huang		02:27	0-0	0-0	0-0	0	0	0	0	0	0	0	0	0	0	0	2
Team							2	3	5	0		0		2				
Totals				20-45	2-17	10-14	5	23	28	9	15	52	13	13	4	1	6	-14

Shooting By Period		
1st FG%	11-24	45.8%
3PT%	1-8	12.5%
FT%	2-3	66.7%
2nd FG%	9-21	42.9%
3PT%	1-9	11.1%
FT%	8-11	72.7%
GM FG%	20-45	44.4%
3PT%	2-17	11.8%
FT%	10-14	71.4%

Dead Ball Rebounds: 4, 0

Major Fouls: NONE

	HOU	UTES
Biggest lead	22 (2nd 9:16)	2 (1st 18:43)
Best Scoring Run	10 (1st 4:34)	5 (1st 14:25)
Lead Changes	1	
Times Tied	0	
Time with Lead	38:29	00:14

Points from	HOU	UTES
Turnovers	20	5
Paint	28	34
Second Chance	12	4
Fast Breaks	4	8
Bench	11	8

Period by Period Scoring	1st	2nd	TOT
HOU	34	32	66
UTES	25	27	52

#3/3 HOUSTON vs. KANSAS STATE

Saturday, February 14, 2026 • Fertitta Center • Houston

Official Basketball Box Score - Final
Kansas St. at Houston
02/14/26 Fertitta Center, Houston, Texas
2025-26 Men's Basketball

Game Time: 3:02 PM
Game Duration: 2:11
Attendance: 7,035

Officials: Michael Greenstein, Keith Patterson, Deldre Carr

Kansas St. - 64 Record: 10-15 (1-11)

NO.	Name		Min	FG M-A	3P M-A	FT M-A	Rebounds OR	DR	TOT	Fouls PF	FD	TP	AS	TO	ST	Blocks BS	BA	+/-
15	Taj Manning	F	29:34	3-4	0-1	4-7	2	4	6	3	6	10	3	3	2	0	0	-7
21	Khamari McGriff	F	13:31	0-1	0-0	2-2	0	4	4	4	3	2	1	2	0	0	0	-1
4	PJ Haggerty	G	40:00	7-20	2-7	7-12	4	1	5	4	9	23	2	4	3	0	2	-14
10	David Castillo	G	38:32	3-9	2-7	0-0	0	5	5	2	0	8	1	2	1	0	1	-20
34	Nate Johnson	G	40:00	3-11	3-5	3-4	2	8	10	4	1	12	4	2	3	1	2	-14
22	Dorin Buca		14:12	2-4	0-1	0-0	2	2	4	5	0	4	1	1	0	2	0	-4
3	CJ Jones		23:01	2-7	1-4	0-0	1	0	1	1	1	5	1	1	1	0	0	-8
6	Marcus Johnson		01:11	0-1	0-1	0-0	0	0	0	0	0	0	0	2	0	0	0	-2
Team							0	2	2	1		0		0				
Totals				20-57	8-26	16-25	11	26	37	24	20	64	13	17	10	3	5	-14

Shooting By Period		
1st FG%	5-24	20.8%
3PT%	4-14	28.6%
FT%	5-9	55.6%
2nd FG%	15-33	45.5%
3PT%	4-12	33.3%
FT%	11-16	68.8%
GM FG%	20-57	35.1%
3PT%	8-26	30.8%
FT%	16-25	64.0%

Dead Ball Rebounds: 5, 0

Major Fouls: Coach (TF) 2nd 18:15 Buca (TF) 2nd 14:43

Houston - 78 Record: 23-2 (11-1)

NO.	Name		Min	FG M-A	3P M-A	FT M-A	Rebounds OR	DR	TOT	Fouls PF	FD	TP	AS	TO	ST	Blocks BS	BA	+/-
11	Joseph Tugler	F	13:41	1-1	0-0	0-0	1	0	1	2	3	2	1	1	0	0	0	1
5	Chris Cenac Jr	C	22:33	3-5	2-3	1-4	2	2	4	1	2	9	2	1	1	0	0	12
4	Kingston Flemings	G	30:24	2-13	0-0	8-8	1	6	7	3	5	12	4	4	1	1	2	10
7	Milos Uzan	G	32:55	5-11	2-5	0-0	1	1	2	1	0	12	8	0	1	0	1	12
21	Emanuel Sharp	G	30:10	6-14	3-8	8-9	1	5	6	5	5	23	2	4	3	0	0	19
14	Kalifa Sakho		18:58	3-3	0-0	0-1	3	3	6	3	2	6	0	3	0	2	0	6
1	Isiah Harwell		18:45	1-5	0-3	1-2	0	6	6	2	1	3	0	1	1	1	0	0
3	Ramon Walker Jr.		03:09	0-1	0-1	1-2	0	0	0	0	1	1	0	0	0	0	0	1
8	Cedric Lath		06:25	0-0	0-0	2-2	1	1	2	1	1	2	0	0	0	0	0	8
25	Mercy Miller		08:42	1-4	0-1	2-2	0	1	1	1	1	4	1	0	1	0	0	0
24	Chase McCarty		14:18	2-2	0-0	0-0	1	1	2	2	1	4	0	1	0	1	0	1
Team							1	4	5	0		0		0				
Totals				24-59	7-21	23-30	12	30	42	21	22	78	18	15	8	5	3	14

Shooting By Period		
1st FG%	10-33	30.3%
3PT%	3-11	27.3%
FT%	10-15	66.7%
2nd FG%	14-26	53.8%
3PT%	4-10	40.0%
FT%	13-15	86.7%
GM FG%	24-59	40.7%
3PT%	7-21	33.3%
FT%	23-30	76.7%

Dead Ball Rebounds: 4, 0

Major Fouls: Sakho (TF) 1st 6:45

	KSU	HOU
Biggest lead	9 (1st 11:35)	24 (2nd 16:41)
Best Scoring Run	9 (1st 14:20)	19 (2nd 18:50)
Lead Changes	2	
Times Tied	0	
Time with Lead	10:52	28:55

Points from	KSU	HOU
Turnovers	26	18
Paint	22	26
Second Chance	13	15
Fast Breaks	20	10
Bench	9	20

Period by Period Scoring	1st	2nd	TOT
KSU	19	45	64
HOU	33	45	78

#2/2 HOUSTON at #6/6 IOWA STATE

Monday, February 16, 2026 • Hilton Coliseum • Ames, Iowa

Official Basketball Box Score - Final
#2 Houston at #6 Iowa State
02/16/26 James H. Hilton Coliseum, Ames, Iowa
2025-26 Men's Basketball

Game Time: 8:07 PM
Game Duration: 2:06
Attendance: 14,267

Officials: Kipp Kissinger, Doug Sirmons, Roger Ayers

#2 Houston - 67 Record: 23-3 (11-2)

NO.	Name		Min	FG M-A	3P M-A	FT M-A	Rebounds OR	DR	TOT	Fouls PF	FD	TP	AS	TO	ST	Blocks BS	BA	+/-
11	Joseph Tugler	F	28:20	2-3	0-0	0-2	1	4	5	3	3	4	1	0	0	3	1	-15
5	Chris Cenac Jr	C	25:10	3-8	1-5	0-0	5	7	12	2	2	7	1	0	0	0	0	-6
4	Kingston Flemings	G	37:09	9-15	4-6	0-0	0	5	5	3	1	22	4	3	0	0	1	-7
7	Milos Uzan	G	34:42	3-8	2-5	3-5	0	5	5	1	4	11	6	2	1	0	0	-10
21	Emanuel Sharp	G	25:24	4-11	4-10	4-4	1	0	1	5	4	16	2	0	0	0	0	2
14	Kalifa Sakho		10:50	1-1	0-0	0-0	0	1	1	2	0	2	0	0	0	1	0	12
3	Ramon Walker Jr.		06:51	0-1	0-1	0-0	0	1	1	3	0	0	0	0	1	0	0	5
1	Isiah Harwell		16:22	1-6	1-5	0-0	0	0	0	0	3	3	0	0	0	1	0	10
25	Mercy Miller		07:07	1-3	0-1	0-0	0	2	2	1	0	2	0	0	0	0	0	-7
24	Chase McCarty		07:54	0-1	0-1	0-0	0	1	1	1	0	0	0	0	0	0	0	-1
8	Cedric Lath		00:11	0-0	0-0	0-0	0	0	0	0	0	0	0	0	0	0	0	2
Team							2	0	2	0		0		2				
Totals				24-57	12-34	7-11	9	26	35	21	14	67	14	7	2	5	2	-3

Shooting By Period		
1st FG%	13-25	52.0%
3PT%	7-16	43.8%
FT%	7-10	70%
2nd FG%	11-32	34.4%
3PT%	5-18	27.8%
FT%	0-1	0%
GM FG%	24-57	42.1%
3PT%	12-34	35.3%
FT%	7-11	63.6%

Dead Ball Rebounds: 4, 0

Major Fouls: NONE

#6 Iowa State - 70 Record: 23-3 (10-3)

NO.	Name		Min	FG M-A	3P M-A	FT M-A	Rebounds OR	DR	TOT	Fouls PF	FD	TP	AS	TO	ST	Blocks BS	BA	+/-
5	Joshua Jefferson	F	32:42	4-10	1-5	3-4	4	2	6	1	2	12	5	0	0	1	1	9
22	Milan Momcilovic	F	28:29	3-9	2-5	0-0	0	2	2	1	0	8	2	0	0	0	0	-3
23	Blake Buchanan	F	24:26	4-7	0-0	2-7	1	3	4	2	7	10	1	0	0	1	2	-12
3	Tamin Lipsey	G	34:21	3-6	0-3	3-6	3	5	8	2	5	9	4	2	1	0	0	-2
27	Killyan Toure	G	23:13	2-4	1-1	1-2	0	3	3	3	3	6	2	0	2	0	2	1
0	Nate Heise		26:09	4-6	3-3	0-0	0	6	6	1	1	11	1	0	1	0	0	13
21	Dominykas Pleta		14:50	3-4	0-0	2-3	0	1	1	3	2	8	0	0	0	0	0	12
1	Jamarion Batemon		15:50	2-5	2-5	0-0	0	0	0	1	1	6	0	1	1	0	0	-3
Team							0	1	1	0		0		0				
Totals				25-51	9-22	11-22	8	23	31	14	21	70	15	3	5	2	5	3

Shooting By Period		
1st FG%	14-25	56.0%
3PT%	6-9	66.7%
FT%	9-15	60%
2nd FG%	11-26	42.3%
3PT%	3-13	23.1%
FT%	2-7	28.6%
GM FG%	25-51	49.0%
3PT%	9-22	40.9%
FT%	11-22	50.0%

Dead Ball Rebounds: 3, 1

Major Fouls: NONE

	HOU	ISU
Biggest lead	10 (2nd 7:09)	10 (1st 15:35)
Best Scoring Run	9 (2nd 14:18)	13 (1st 15:35)
Lead Changes	9	
Times Tied	7	
Time with Lead	19:12	18:32

Points from	HOU	ISU
Turnovers	0	12
Paint	16	28
Second Chance	12	7
Fast Breaks	0	2
Bench	7	25

Period by Period Scoring	1st	2nd	TOT
HOU	40	27	67
ISU	43	27	70

Game Notes: Fouled Out: HOU #21 Sharp (0:01.9) ♦

#4/4 ARIZONA 73, #2/2 HOUSTON 66

Saturday, February 21, 2026 • Fertitta Center • Houston

Official Basketball Box Score - Final
Arizona at Houston
02/21/26 Fertitta Center, Houston, Texas
2025-26 Men's Basketball

Game Time: 2:10 PM
Game Duration: 2:29
Attendance: 7,887

Officials: Gregory Nixon, Randy McCall, Brooks Wells

Arizona - 73 Record: 25-2 (12-2)

NO.	Name		Min	FG M-A	3P M-A	FT M-A	Rebounds OR	DR	TOT	Fouls PF	FD	TP	AS	TO	ST	Blocks BS	BA	+/-
8	Ivan Kharchenkov	F	39:05	5-11	1-3	5-6	4	5	9	1	3	16	3	1	1	0	1	7
30	Tobe Awaka	F	16:57	3-5	0-0	1-1	3	3	6	5	2	7	0	2	1	0	1	9
13	Motiejus Krivas	C	25:08	2-4	0-0	0-0	2	3	5	5	2	4	1	0	2	1	0	13
0	Jaden Bradley	G	36:41	6-17	0-3	5-10	0	4	4	2	8	17	4	1	1	0	0	7
5	Brayden Burries	G	30:57	1-5	0-1	5-8	3	1	4	1	4	7	2	0	0	0	0	2
3	Anthony Dell'Orso		33:58	8-14	2-5	4-6	0	3	3	3	5	22	0	0	4	0	1	0
15	Sidi Gueye		07:55	0-0	0-0	0-0	0	0	0	1	0	0	0	0	0	0	1	-4
21	Evan Nelson		09:19	0-0	0-0	0-0	0	1	1	1	0	0	0	1	0	0	0	1
Team							0	5	5	0		0		0				
Totals				25-56	3-12	20-31	12	25	37	19	24	73	10	5	9	2	3	7

Shooting By Period		
1st FG%	15-27	55.6%
3PT%	2-6	33.3%
FT%	4-9	44.4%
2nd FG%	10-29	34.5%
3PT%	1-6	16.7%
FT%	16-22	72.7%
GM FG%	25-56	44.6%
3PT%	3-12	25.0%
FT%	20-31	64.5%

Dead Ball Rebounds: 4, 0

Major Fouls: NONE

Houston - 66 Record: 23-4 (11-3)

NO.	Name		Min	FG M-A	3P M-A	FT M-A	Rebounds OR	DR	TOT	Fouls PF	FD	TP	AS	TO	ST	Blocks BS	BA	+/-
11	Joseph Tugler	F	18:00	3-4	0-0	1-1	3	1	4	4	2	7	3	3	0	1	0	1
5	Chris Cenac Jr	C	32:38	4-11	0-5	2-2	4	9	13	0	4	10	1	3	0	0	0	-7
4	Kingston Flemings	G	32:55	6-17	1-4	4-4	0	8	8	4	5	17	4	2	0	0	1	-1
7	Milos Uzan	G	38:03	3-8	3-5	0-0	0	1	1	2	0	9	3	1	0	0	0	-6
21	Emanuel Sharp	G	33:50	2-11	2-8	8-9	1	2	3	4	5	14	1	1	2	0	1	-10
14	Kalifa Sakho		20:13	0-0	0-0	2-4	1	2	3	3	2	2	0	1	0	2	0	-9
1	Isiah Harwell		13:29	1-2	1-1	0-0	0	2	2	4	0	3	0	1	0	0	0	-1
24	Chase McCarty		06:20	1-3	1-3	0-0	0	0	0	0	0	3	0	0	0	0	0	13
25	Mercy Miller		02:43	0-0	0-0	1-2	0	0	0	2	1	1	0	0	0	0	0	-3
8	Cedric Lath		01:47	0-0	0-0	0-0	0	0	0	1	0	0	0	0	0	0	0	1
3	Ramon Walker Jr.		00:02	0-0	0-0	0-0	0	0	0	0	0	0	0	0	0	0	0	-1
Team							4	1	5	0		0		0				
Totals				20-56	8-26	18-22	13	26	39	24	19	66	12	12	2	3	2	-7

Shooting By Period		
1st FG%	9-24	37.5%
3PT%	4-11	36.4%
FT%	9-10	90%
2nd FG%	11-32	34.4%
3PT%	4-15	26.7%
FT%	9-12	75%
GM FG%	20-56	35.7%
3PT%	8-26	30.8%
FT%	18-22	81.8%

Dead Ball Rebounds: 2, 0

Major Fouls: NONE

	ARIZ	HOU
Biggest lead	10 (1st 4:38)	2 (2nd 14:16)
Best Scoring Run	12 (2nd 5:30)	5 (1st 9:26)
Lead Changes	2	
Times Tied	3	
Time with Lead	36:30	01:45

Points from	ARIZ	HOU
Turnovers	16	3
Paint	38	20
Second Chance	12	20
Fast Breaks	12	7
Bench	22	9

Period by Period Scoring	1st	2nd	TOT
ARIZ	36	37	73
HOU	31	35	66

#14/14 KANSAS 69, #5/4 HOUSTON 56

Monday, February 23, 2026 • Phog Allen Fieldhouse • Lawrence, Kan.

Official Basketball Box Score - Final
Houston at Kansas
02/23/26 Allen Fieldhouse, Lawrence
2025-26 Men's Basketball

Game Time: 8:07 PM
Game Duration: 1:59
Attendance: 15,300

Officials: Kipp Kissinger, Doug Sirmons, Ronald Groovers

Houston - 56 Record: 23-5 (11-4)

NO.	Name		Min	FG M-A	3P M-A	FT M-A	Rebounds OR	DR	TOT	Fouls PF	FD	TP	AS	TO	ST	Blocks BS	BA	+/-
11	Joseph Tugler	F	24:23	1-2	0-0	2-2	2	1	3	2	2	4	0	1	0	2	0	-5
5	Chris Cenac Jr.	C	30:06	4-13	1-4	0-0	3	4	7	1	2	9	0	1	1	0	2	-11
4	Kingston Flemings	G	34:15	6-18	1-3	3-3	0	2	2	2	2	16	2	1	1	0	3	-7
7	Milos Uzan	G	27:49	3-7	1-4	0-0	0	0	0	1	0	7	3	1	0	0	0	-14
21	Emanuel Sharp	G	28:27	1-10	1-6	2-2	2	2	4	4	2	5	2	1	1	0	0	-6
14	Kalifa Sakho		12:08	2-3	0-0	0-0	0	0	0	0	0	4	0	0	0	1	0	-2
24	Chase McCarty		20:55	1-2	0-1	0-0	2	5	7	1	0	2	0	0	2	0	0	-3
1	Isiah Harwell		04:36	0-3	0-2	0-0	0	0	0	2	0	0	0	0	0	0	0	-3
25	Mercy Miller		17:21	3-8	1-4	2-2	1	4	5	1	1	9	0	1	1	0	1	-14
Team							3	2	5	0		0		2				
Totals				21-66	5-24	9-9	13	20	33	14	9	56	7	8	6	3	6	-13

Shooting By Period		
1st FG%	11-33	33.3%
3PT%	1-10	10.0%
FT%	4-4	100%
2nd FG%	10-33	30.3%
3PT%	4-14	28.6%
FT%	5-5	100%
GM FG%	21-66	31.8%
3PT%	5-24	20.8%
FT%	9-9	100.0%

Dead Ball Rebounds: 1, 1

Major Fouls: NONE

Kansas - 69 Record: 21-7 (11-4)

NO.	Name		Min	FG M-A	3P M-A	FT M-A	Rebounds OR	DR	TOT	Fouls PF	FD	TP	AS	TO	ST	Blocks BS	BA	+/-
15	Bryson Tiller	F	31:09	3-5	0-0	5-7	4	6	10	0	6	11	1	4	0	3	1	1
40	Flory Bidunga	F	35:29	2-6	0-0	0-0	0	7	7	1	1	4	2	1	0	2	1	17
3	Tre White	G	28:17	6-9	3-4	8-8	1	4	5	2	4	23	1	0	1	0	0	9
14	Melvin Council Jr.	G	31:18	4-10	0-2	3-3	1	5	6	3	2	11	4	3	1	0	0	14
22	Darryn Peterson	G	29:56	5-14	2-7	2-2	1	3	4	2	1	14	1	2	0	0	0	1
11	Jamari McDowell		27:17	2-4	2-4	0-0	0	1	1	1	0	6	1	1	1	0	0	14
13	Elmarko Jackson		16:06	0-2	0-0	0-0	0	2	2	0	0	0	1	0	0	1	1	9
7	Kohl Rosario		00:28	0-0	0-0	0-0	0	0	0	0	0	0	0	0	0	0	0	0
Team							0	3	3	0		0		1				
Totals				22-50	7-17	18-20	7	31	38	9	14	69	11	12	3	6	3	13

Shooting By Period		
1st FG%	9-27	33.3%
3PT%	2-9	22.2%
FT%	11-11	100%
2nd FG%	13-23	56.5%
3PT%	5-8	62.5%
FT%	7-9	77.8%
GM FG%	22-50	44.0%
3PT%	7-17	41.2%
FT%	18-20	90.0%

Dead Ball Rebounds: 2, 0

Major Fouls: NONE

	HOU	KAN
Biggest lead	8 (1st 14:09)	20 (2nd 7:32)
Best Scoring Run	11 (1st 14:09)	12 (2nd 12:00)
Lead Changes	2	
Times Tied	1	
Time with Lead	14:56	23:20

Points from	HOU	KAN
Turnovers	14	14
Paint	24	24
Second Chance	10	9
Fast Breaks	5	12
Bench	15	6

Period by Period Scoring			
	1st	2nd	TOT
HOU	27	29	56
KAN	31	38	69

#5/4 HOUSTON 102, COLORADO 62

Saturday, February 28, 2026 • Fertitta Center • Houston

Official Basketball Box Score - Final
Colorado at Houston
02/28/26 Fertitta Center, Houston, Texas
2025-26 Men's Basketball

Game Time: 11:01 AM
Game Duration: 2:04
Attendance: 7,035

Officials: Michael Greenstein, Chris Pacsi, Tommy Johnson

Colorado - 62 Record: 16-13 (6-10)

NO.	Name		Min	FG M-A	3P M-A	FT M-A	Rebounds OR	DR	TOT	Fouls PF	FD	TP	AS	TO	ST	Blocks BS	BA	+/-
7	Sebastian Rancik	F	21:09	3-4	1-1	4-4	0	2	2	4	3	11	0	2	0	0	0	-15
8	Bangot Dak	F	27:45	6-12	0-1	3-5	1	2	3	2	3	15	1	2	0	2	1	-21
2	Isaiah Johnson	G	33:08	7-9	2-4	3-3	0	3	3	2	3	19	4	2	1	0	0	-27
11	Jalin Holland	G	18:48	1-5	0-2	1-3	0	0	0	2	2	3	0	2	0	0	1	-13
24	Barrington Hargress	G	32:17	3-7	0-3	0-0	0	5	5	2	1	6	6	2	1	0	0	-37
5	Josiah Sanders		20:58	1-3	0-0	2-2	1	3	4	2	1	4	2	1	0	0	0	-26
25	Fawaz "Tacko" Ifaola		07:51	0-0	0-0	0-1	0	0	0	3	1	0	0	2	0	0	0	-6
0	Ian Inman		21:13	0-3	0-3	0-0	0	1	1	3	0	0	0	0	0	0	0	-27
3	Alon Michaeli		08:48	1-4	0-0	0-0	0	0	0	1	0	2	1	1	0	0	0	-24
15	Felix Kossaras		04:32	1-3	0-0	0-0	0	0	0	0	0	2	0	0	0	0	1	-4
42	Andrew Crawford		03:31	0-0	0-0	0-0	0	0	0	0	0	0	0	0	0	1	0	0
Team							3	1	4	2		0		1				
Totals				23-50	3-14	13-18	5	17	22	23	14	62	14	15	3	2	3	-40

Shooting By Period		
1st FG%	10-21	47.6%
3PT%	2-8	25.0%
FT%	7-9	77.8%
2nd FG%	13-29	44.8%
3PT%	1-6	16.7%
FT%	6-9	66.7%
GM FG%	23-50	46.0%
3PT%	3-14	21.4%
FT%	13-18	72.2%

Dead Ball Rebounds: 2, 0

Major Fouls: Bench (TF) 1st 13:01 Coach (TF) 1st 3:06 Coach (TF) 1st 3:06

Houston - 102 Record: 24-5 (12-4)

NO.	Name		Min	FG M-A	3P M-A	FT M-A	Rebounds OR	DR	TOT	Fouls PF	FD	TP	AS	TO	ST	Blocks BS	BA	+/-
11	Joseph Tugler	F	19:11	4-8	0-0	6-7	1	1	2	3	7	14	1	0	0	1	0	15
5	Chris Cenac Jr	C	19:06	6-8	0-0	0-0	1	2	3	4	0	12	1	0	0	0	0	10
4	Kingston Flemings	G	30:25	4-5	0-0	3-4	1	5	6	0	3	11	8	1	1	0	0	33
7	Milos Uzan	G	31:44	9-13	5-7	3-4	0	1	1	1	0	26	6	0	1	0	0	30
21	Emanuel Sharp	G	28:58	2-7	2-5	4-4	0	2	2	3	3	10	3	2	2	0	0	32
14	Kalifa Sakho		15:19	4-5	0-0	1-2	1	3	4	1	1	9	1	0	0	0	1	23
24	Chase McCarty		22:53	3-5	2-3	2-2	2	2	4	2	2	10	0	0	0	1	0	32
25	Mercy Miller		22:53	2-5	1-2	5-6	1	7	8	0	4	10	0	0	4	0	0	21
1	Isiah Harwell		04:32	0-0	0-0	0-2	0	0	0	0	1	0	0	1	0	1	0	4
8	Cedric Lath		03:31	0-1	0-0	0-0	0	1	1	0	0	0	0	0	0	0	1	0
13	Jacob McFarland		01:28	0-0	0-0	0-0	0	0	0	0	0	0	0	0	0	0	0	0
Team							2	1	3	1		0		3				
Totals				34-57	10-17	24-31	9	25	34	15	21	102	20	7	8	3	2	40

Shooting By Period		
1st FG%	20-36	55.6%
3PT%	6-11	54.5%
FT%	9-12	75%
2nd FG%	14-21	66.7%
3PT%	4-6	66.7%
FT%	15-19	78.9%
GM FG%	34-57	59.6%
3PT%	10-17	58.8%
FT%	24-31	77.4%

Dead Ball Rebounds: 4, 0

Major Fouls: Coach (TF) 2nd 11:20

	COL	HOU
Biggest lead	8 (1st 17:09)	40 (2nd 3:43)
Best Scoring Run	6 (2nd 13:55)	12 (1st 11:58)
Lead Changes	1	
Times Tied	0	
Time with Lead	06:18	33:16

Points from	COL	HOU
Turnovers	9	21
Paint	36	38
Second Chance	4	10
Fast Breaks	11	17
Bench	8	29

Period by Period Scoring			
	1st	2nd	TOT
COL	29	33	62
HOU	55	47	102

#7/6 HOUSTON 77, BAYLOR 64

Wednesday, March 4, 2026 • Fertitta Center • Houston

Official Basketball Box Score - Final
Baylor at Houston
03/04/26 Fertitta Center, Houston, Texas
2025-26 Men's Basketball

Game Time: 8:05 PM
Game Duration: 2:07
Attendance: 7,035

Officials: Kipp Kissinger, Doug Sirmons, Brooks Wells

Baylor - 64 Record: 15-15 (5-12)

NO.	Name		Min	FG M-A	3P M-A	FT M-A	Rebounds OR	DR	TOT	Fouls PF	FD	TP	AS	TO	ST	Blocks BS	BA	+/-
44	Caden Powell	C	28:10	5-7	0-0	2-2	4	2	6	3	1	12	2	2	2	0	1	-3
5	Obi Agbim	G	34:42	4-15	3-11	0-0	0	1	1	3	0	11	3	3	0	0	0	-7
10	Isaac Williams	G	30:50	2-8	1-3	1-2	1	2	3	4	4	6	6	3	1	0	1	-12
24	Tounde Yessoufou	G	37:53	7-13	1-5	5-6	3	9	12	2	3	20	2	4	2	1	1	-12
43	Cameron Carr	G	36:12	3-4	3-4	2-2	0	7	7	3	5	11	2	4	1	0	0	-13
0	Dan Skillings Jr.		19:57	1-5	0-1	0-0	1	2	3	0	0	2	1	0	0	0	0	-7
12	Michael Rataj		12:16	1-3	0-1	0-0	1	0	1	1	0	2	1	0	0	0	1	-11
Team							3	1	4	0		0		2				
Totals				23-55	8-25	10-12	13	24	37	16	13	64	17	18	6	1	4	-13

Shooting By Period		
1st FG%	13-27	48.1%
3PT%	7-14	50.0%
FT%	2-3	66.7%
2nd FG%	10-28	35.7%
3PT%	1-11	9.1%
FT%	8-9	88.9%
GM FG%	23-55	41.8%
3PT%	8-25	32.0%
FT%	10-12	83.3%

Dead Ball Rebounds: 2, 0

Major Fouls: NONE

Houston - 77 Record: 25-5 (13-4)

NO.	Name		Min	FG M-A	3P M-A	FT M-A	Rebounds OR	DR	TOT	Fouls PF	FD	TP	AS	TO	ST	Blocks BS	BA	+/-
14	Kalifa Sakho	F	09:35	0-0	0-0	0-0	1	0	1	1	0	0	0	1	0	0	0	-9
3	Ramon Walker Jr.	G	03:14	0-0	0-0	0-0	0	0	0	0	0	0	0	0	0	0	0	-7
4	Kingston Flemings	G	36:36	7-14	1-3	6-7	0	3	3	1	4	21	7	2	2	1	1	13
7	Milos Uzan	G	36:21	5-16	2-7	0-0	1	2	3	2	1	12	3	0	2	0	0	17
21	Emanuel Sharp	G	33:31	6-12	5-10	2-3	0	1	1	4	4	19	0	3	3	0	0	5
5	Chris Cenac Jr		26:27	2-4	0-1	1-3	3	2	5	3	3	5	0	0	0	1	0	12
11	Joseph Tugler		30:25	6-9	0-0	2-2	1	5	6	1	1	14	0	0	2	1	0	22
25	Mercy Miller		08:38	0-2	0-1	0-0	0	2	2	0	0	0	0	0	0	0	0	-4
24	Chase McCarty		15:13	2-4	1-3	1-1	2	1	3	1	3	6	0	0	0	1	0	16
Team							4	3	7	0		0		0				
Totals				28-61	9-25	12-16	12	19	31	13	16	77	10	8	11	4	1	13

Shooting By Period		
1st FG%	12-32	37.5%
3PT%	4-12	33.3%
FT%	7-10	70%
2nd FG%	16-29	55.2%
3PT%	5-13	38.5%
FT%	5-6	83.3%
GM FG%	28-61	45.9%
3PT%	9-25	36.0%
FT%	12-16	75.0%

Dead Ball Rebounds: 1, 0

Major Fouls: NONE

	BU	HOU
Biggest lead	10 (1st 13:04)	15 (2nd 1:21)
Best Scoring Run	6 (1st 16:51)	13 (2nd 5:38)
Lead Changes	1	
Times Tied	2	
Time with Lead	30:22	07:16

Points from	BU	HOU
Turnovers	11	28
Paint	26	30
Second Chance	10	19
Fast Breaks	7	16
Bench	4	25

Period by Period Scoring			
	1st	2nd	TOT
BU	35	29	64
HOU	35	42	77

#7/6 HOUSTON 82, OKLAHOMA STATE 75

Saturday, March 7, 2026 • Gallagher-Iba Arena • Stillwater, Okla.

Official Basketball Box Score - Final
Houston at Oklahoma St.
03/07/26 Gallagher-Iba Arena, Stillwater, OK
2025-26 Men's Basketball

Game Time: 11:05 AM
Game Duration: 2:01
Attendance: 6,200

Officials: Bret Smith, Tyler Kumpf, Justin Shamion

Houston - 82 Record: 26-5 (14-4)

NO.	Name		Min	FG M-A	3P M-A	FT M-A	Rebounds OR	DR	TOT	Fouls PF	FD	TP	AS	TO	ST	Blocks BS	BA	+/-
11	Joseph Tugler	F	33:24	5-7	0-0	2-4	2	4	6	3	3	12	1	2	2	3	0	5
5	Chris Cenac Jr	C	19:03	3-8	0-1	0-0	1	3	4	1	0	6	1	1	1	0	0	-1
4	Kingston Flemings	G	35:19	6-15	1-3	0-0	1	4	5	3	1	13	9	1	1	0	0	9
7	Milos Uzan	G	37:05	4-10	3-8	0-1	1	2	3	1	2	11	5	1	1	1	0	5
21	Emanuel Sharp	G	28:47	3-8	1-5	4-4	1	4	5	3	2	11	1	1	2	0	0	12
14	Kalifa Sakho		05:29	1-1	0-0	0-0	1	0	1	4	0	2	0	1	0	0	0	-1
24	Chase McCarty		22:04	7-10	6-9	0-0	1	3	4	2	0	20	0	0	0	0	0	11
25	Mercy Miller		17:56	3-4	1-2	0-1	0	3	3	1	2	7	0	1	0	0	0	-1
1	Isiah Harwell		00:53	0-0	0-0	0-0	0	0	0	0	0	0	0	0	0	0	0	-4
Team							1	1	2	0		0		1				
Totals				32-63	12-28	6-10	9	24	33	18	10	82	17	9	7	4	0	7

Shooting By Period		
1st FG%	16-33	48.5%
3PT%	4-13	30.8%
FT%	1-2	50%
2nd FG%	16-30	53.3%
3PT%	8-15	53.3%
FT%	5-8	62.5%
GM FG%	32-63	50.8%
3PT%	12-28	42.9%
FT%	6-10	60.0%

Dead Ball Rebounds: 3, 0

Major Fouls: NONE

Oklahoma St. - 75 Record: 18-13 (6-12)

NO.	Name		Min	FG M-A	3P M-A	FT M-A	Rebounds OR	DR	TOT	Fouls PF	FD	TP	AS	TO	ST	Blocks BS	BA	+/-
4	Christian Coleman	F	26:54	2-11	0-3	2-2	4	3	7	2	2	6	1	4	0	0	1	-10
23	Benjamin Ahmed	C	25:49	3-3	0-0	5-5	2	2	4	4	4	11	1	1	0	0	0	0
1	Kanye Clary	G	37:29	4-10	4-7	2-2	1	5	6	1	5	14	4	4	1	0	0	-11
9	Anthony Roy	G	34:59	6-14	4-11	2-2	0	4	4	1	2	18	2	0	1	0	0	-4
24	Ryan Crotty	G	02:14	0-0	0-0	0-0	0	0	0	0	0	0	0	0	1	0	0	-2
0	Jaylen Curry		26:26	4-10	2-7	3-4	1	5	6	1	3	13	2	1	0	0	0	3
19	Andrija Vukovic		13:56	2-4	0-0	0-0	1	2	3	1	0	4	0	0	0	0	2	-5
5	Vyctorius Miller		17:40	1-4	0-2	0-0	0	1	1	1	0	2	0	0	1	0	1	-9
21	Isaiah Coleman		14:34	2-3	0-0	3-4	3	0	3	0	2	7	1	0	2	0	0	3
Team							1	1	2	0		0		0				
Totals				24-59	10-30	17-19	13	23	36	11	18	75	11	11	5	0	4	-7

Shooting By Period		
1st FG%	14-32	43.8%
3PT%	7-17	41.2%
FT%	6-6	100%
2nd FG%	10-27	37.0%
3PT%	3-13	23.1%
FT%	11-13	84.6%
GM FG%	24-59	40.7%
3PT%	10-30	33.3%
FT%	17-19	89.5%

Dead Ball Rebounds: 0, 0

Major Fouls: Ahmed (TF) 2nd 6:10

	HOU	OKST
Biggest lead	9 (2nd 4:27)	13 (1st 6:08)
Best Scoring Run	10 (2nd 4:27)	8 (1st 16:54)
Lead Changes	8	
Times Tied	5	
Time with Lead	09:22	27:21

Points from	HOU	OKST
Turnovers	21	6
Paint	30	24
Second Chance	9	18
Fast Breaks	7	7
Bench	29	26

Period by Period Scoring			
	1st	2nd	TOT
HOU	37	45	82
OKST	41	34	75

#5/5 (2) HOUSTON 73, rv/rv (10) BYU 66

Phillips 66 Big 12 Tournament Quarterfinals

Thursday, March 12, 2026 • T-Mobile Center • Kansas City, Mo.

Official Basketball Box Score - Final
BYU at Houston
03/12/26 T-Mobile Center, Kansas City
2026 Phillips 66 Big 12 Men's Basketball Tournament - Quarterfinals

Game Time: 6:04 PM
Game Duration: 2:07

Officials: Doug Sirmons, Bret Smith, Tommy Johnson

BYU - 66 Record: 23-11

NO.	Name		Min	FG M-A	3P M-A	FT M-A	Rebounds OR	DR	TOT	Fouls PF	FD	TP	AS	TO	ST	Blocks BS	BA	+/-
3	AJ Dybantsa	F	40:00	7-18	3-5	9-10	0	5	5	2	7	26	2	5	0	0	3	-7
13	Keba Keita	C	27:38	3-5	0-0	2-2	7	6	13	4	1	8	0	0	1	2	0	-15
1	Robert Wright III	G	38:02	5-12	2-2	3-4	0	2	2	3	5	15	5	5	1	0	1	-7
6	Aleksej Kostić	G	11:46	3-6	3-5	0-0	0	0	0	2	0	9	0	3	0	0	0	-2
30	Kennard Davis Jr.	G	38:36	1-8	0-5	2-3	0	4	4	3	3	4	1	1	1	1	1	-3
7	Khadim Mboup		15:18	0-0	0-0	0-0	0	1	1	1	1	0	0	2	0	0	0	-8
24	Dominique Diomande		14:06	2-2	0-0	0-0	1	2	3	0	0	4	0	1	3	1	0	-2
5	Mihailo Boskovic		02:12	0-0	0-0	0-0	0	0	0	3	0	0	0	0	0	0	0	1
34	Abdullah Ahmed		12:22	0-0	0-0	0-0	0	1	1	2	0	0	0	0	0	0	0	8
Team							1	0	1	0		0		1				
Totals				21-51	8-17	16-19	9	21	30	20	17	66	8	18	6	4	5	-7

Shooting By Period		
1st FG%	12-23	52.2%
3PT%	5-8	62.5%
FT%	12-13	92.3%
2nd FG%	9-28	32.1%
3PT%	3-9	33.3%
FT%	4-6	66.7%
GM FG%	21-51	41.2%
3PT%	8-17	47.1%
FT%	16-19	84.2%

Dead Ball Rebounds: 1, 0

Major Fouls: NONE

Houston - 73 Record: 27-5

NO.	Name		Min	FG M-A	3P M-A	FT M-A	Rebounds OR	DR	TOT	Fouls PF	FD	TP	AS	TO	ST	Blocks BS	BA	+/-
11	Joseph Tugler	F	28:08	5-8	0-0	2-3	5	3	8	4	5	12	4	4	4	2	1	20
5	Chris Cenac Jr	C	28:20	5-6	0-0	0-1	2	5	7	1	1	10	0	2	1	0	0	3
4	Kingston Flemings	G	27:21	7-15	2-3	1-3	1	3	4	4	4	17	3	2	2	0	2	8
7	Milos Uzan	G	34:39	3-10	1-4	0-0	1	4	5	2	0	7	4	4	4	2	1	13
21	Emanuel Sharp	G	30:13	1-9	1-6	10-10	1	3	4	3	7	13	0	1	0	0	0	2
14	Kalifa Sakho		11:52	2-2	0-0	1-1	1	1	2	0	1	5	0	0	0	1	0	-13
24	Chase McCarty		22:48	1-4	1-3	0-0	2	4	6	0	1	3	0	0	1	0	0	7
25	Mercy Miller		14:29	2-4	0-1	2-2	0	0	0	3	1	6	0	1	0	0	0	-2
1	Isiah Harwell		02:10	0-0	0-0	0-0	0	0	0	0	0	0	0	0	0	0	0	-3
Team							1	0	1	0		0		2				
Totals				26-58	5-17	16-20	14	23	37	17	20	73	11	16	12	5	4	7

Shooting By Period		
1st FG%	14-29	48.3%
3PT%	1-7	14.3%
FT%	8-11	72.7%
2nd FG%	12-29	41.4%
3PT%	4-10	40.0%
FT%	8-9	88.9%
GM FG%	26-58	44.8%
3PT%	5-17	29.4%
FT%	16-20	80.0%

Dead Ball Rebounds: 1, 0

Major Fouls: NONE

	BYU	HOU
Biggest lead	7 (1st 0:28)	10 (2nd 0:20)
Best Scoring Run	8 (1st 0:28)	7 (2nd 0:20)
Lead Changes	8	
Times Tied	5	
Time with Lead	08:04	29:38

Points from	BYU	HOU
Turnovers	19	19
Paint	24	30
Second Chance	10	19
Fast Breaks	10	6
Bench	4	14

Period by Period Scoring	1st	2nd	TOT
BYU	41	25	66
HOU	37	36	73

#5/5 (2) HOUSTON 69, 14/16 (3) KANSAS 47

Phillips 66 Big 12 Tournament Semifinals

Friday, March 13, 2026 • T-Mobile Center • Kansas City, Mo.

Official Basketball Box Score - Final
Kansas at Houston
03/13/26 T-Mobile Center, Kansas City
2026 Phillips 66 Big 12 Men's Basketball Tournament - Semifinals

Game Time: 8:52 PM
Game Duration: 1:59
Attendance: 19,450

Officials: Kipp Kissinger, Tony Padilla, Brooks Wells

Kansas - 47 Record: 23-10

NO.	Name		Min	FG M-A	3P M-A	FT M-A	Rebounds OR	DR	TOT	Fouls PF	FD	TP	AS	TO	ST	Blocks BS	BA	+/-
15	Bryson Tiller	F	13:31	1-5	0-1	0-0	1	1	2	0	0	2	0	1	0	0	1	-15
40	Flory Bidunga	F	31:45	1-4	0-0	3-6	7	5	12	3	7	5	0	1	0	0	1	-10
3	Tre White	G	21:13	2-8	1-4	0-0	0	3	3	0	0	5	0	1	0	1	0	-17
14	Melvin Council Jr.	G	35:20	1-14	0-4	2-2	2	1	3	0	1	4	4	2	0	0	2	-18
22	Darryn Peterson	G	27:42	3-11	2-5	6-6	0	4	4	2	3	14	1	1	2	1	0	-17
11	Jamari McDowell		18:02	2-5	2-5	0-0	0	1	1	0	1	6	0	0	1	0	0	-13
13	Elmarko Jackson		20:31	1-4	0-1	1-2	0	3	3	2	1	3	2	1	0	0	0	-10
34	Paul Mbiya		04:17	0-0	0-0	0-0	0	0	0	1	0	0	0	0	0	0	0	-6
7	Kohl Rosario		11:07	3-5	2-2	0-0	3	1	4	3	1	8	1	0	0	0	0	-5
1	Jayden Dawson		11:34	0-1	0-1	0-0	0	0	0	0	0	0	0	0	0	0	0	2
6	Samis Calderon		02:28	0-0	0-0	0-2	0	0	0	0	1	0	0	1	0	0	0	-1
0	Nginyu Ngala		01:15	0-0	0-0	0-0	0	1	1	0	0	0	0	0	0	0	0	0
12	Wilder Evers		01:15	0-0	0-0	0-0	0	0	0	0	0	0	0	0	0	0	0	0
Team							2	2	4	0		0		0				
Totals				14-57	7-23	12-18	15	22	37	11	15	47	8	8	3	2	4	-22

Shooting By Period		
1st FG%	8-26	30.8%
3PT%	4-11	36.4%
FT%	5-6	83.3%
2nd FG%	6-31	19.4%
3PT%	3-12	25.0%
FT%	7-12	58.3%
GM FG%	14-57	24.6%
3PT%	7-23	30.4%
FT%	12-18	66.7%

Dead Ball Rebounds: 2, 1

Major Fouls: NONE

Houston - 69 Record: 28-5

NO.	Name		Min	FG M-A	3P M-A	FT M-A	Rebounds OR	DR	TOT	Fouls PF	FD	TP	AS	TO	ST	Blocks BS	BA	+/-
11	Joseph Tugler	F	20:25	2-7	0-0	2-2	2	1	3	3	1	6	1	0	0	1	0	16
5	Chris Cenac Jr	C	27:05	5-13	3-4	4-6	6	8	14	3	3	17	0	0	0	1	1	22
4	Kingston Flemings	G	31:49	6-14	3-4	6-7	1	3	4	1	5	21	3	1	3	0	0	14
7	Milos Uzan	G	28:06	2-6	1-4	1-2	0	7	7	0	1	6	3	2	0	0	0	20
21	Emanuel Sharp	G	31:59	3-7	3-6	0-0	0	2	2	2	0	9	3	0	0	0	0	26
14	Kalifa Sakho		16:21	1-1	0-0	0-0	0	3	3	2	0	2	0	0	0	1	0	5
24	Chase McCarty		09:27	0-0	0-0	0-0	0	3	3	2	0	0	0	1	1	0	0	1
25	Mercy Miller		23:56	2-3	0-0	2-2	1	1	2	2	1	6	1	1	0	1	1	3
1	Isiah Harwell		05:56	0-0	0-0	0-0	0	1	1	0	0	0	0	0	0	0	0	0
3	Ramon Walker Jr.		02:28	1-2	0-0	0-0	0	0	0	0	0	2	0	0	0	0	0	1
8	Cedric Lath		02:28	0-0	0-0	0-0	0	1	1	0	0	0	0	0	0	0	0	2
Team							0	2	2	0		0		3				
Totals				22-53	10-18	15-19	10	32	42	15	11	69	11	8	4	4	2	22

Shooting By Period		
1st FG%	12-27	44.4%
3PT%	5-8	62.5%
FT%	4-7	57.1%
2nd FG%	10-26	38.5%
3PT%	5-10	50.0%
FT%	11-12	91.7%
GM FG%	22-53	41.5%
3PT%	10-18	55.6%
FT%	15-19	78.9%

Dead Ball Rebounds: 2, 0

Major Fouls: NONE

	KAN	HOU
Biggest lead	0 (1st 20:00)	24 (2nd 12:26)
Best Scoring Run	8 (1st 1:08)	11 (2nd 17:53)
Lead Changes	0	
Times Tied	0	
Time with Lead	00:00	38:50

Points from	KAN	HOU
Turnovers	6	3
Paint	14	12
Second Chance	6	14
Fast Breaks	9	0
Bench	17	10

Period by Period Scoring	1st	2nd	TOT
KAN	25	22	47
HOU	33	36	69

#2/2 (1) ARIZONA 79, #5/5 (2) HOUSTON 74

Phillips 66 Big 12 Tournament Championship Game

Friday, March 13, 2026 • T-Mobile Center • Kansas City, Mo.

Official Basketball Box Score - Final
Houston at Arizona
03/14/26 T-Mobile Center, Kansas City
2026 Phillips 66 Big 12 Men's Basketball Tournament - Championship Game

Game Time: 5:05 PM
Game Duration: 2:21
Attendance: 11,696

Officials: Kipp Kissinger, Doug Sirmons, Marques Petligrew

Houston - 74 Record: 28-6

NO.	Name		Min	FG M-A	3P M-A	FT M-A	Rebounds OR	DR	TOT	Fouls PF	FD	TP	AS	TO	ST	Blocks BS	BA	+/-
11	Joseph Tugler	F	35:01	9-15	0-0	2-3	7	3	10	4	5	20	3	3	1	1	2	0
5	Chris Cenac Jr	C	19:05	2-4	1-2	0-2	1	3	4	4	2	5	0	1	2	1	0	2
4	Kingston Flemings	G	33:57	3-12	0-2	2-2	1	4	5	2	2	8	7	2	0	0	0	-17
7	Milos Uzan	G	31:14	3-9	1-4	1-1	0	1	1	2	2	8	2	1	0	0	0	-2
21	Emanuel Sharp	G	25:52	3-9	2-7	2-2	0	1	1	5	2	10	0	1	1	0	0	-2
14	Kalifa Sakho		14:30	0-1	0-0	0-0	1	1	2	2	0	0	0	0	0	1	0	-4
24	Chase McCarty		18:55	3-6	2-4	2-2	1	0	1	1	1	10	0	0	0	0	0	-7
25	Mercy Miller		21:27	5-8	2-2	1-2	2	5	7	1	2	13	1	0	0	0	0	5
Team							0	3	3	0		0		0				
Totals				28-64	8-21	10-14	13	21	34	21	16	74	13	8	4	3	2	-5

Shooting By Period		
1st FG%	14-28	50.0%
3PT%	3-9	33.3%
FT%	5-6	83.3%
2nd FG%	14-36	38.9%
3PT%	5-12	41.7%
FT%	5-8	62.5%
GM FG%	28-64	43.8%
3PT%	8-21	38.1%
FT%	10-14	71.4%

Dead Ball Rebounds: 1, 0

Major Fouls: NONE

Arizona - 79 Record: 32-2

NO.	Name		Min	FG M-A	3P M-A	FT M-A	Rebounds OR	DR	TOT	Fouls PF	FD	TP	AS	TO	ST	Blocks BS	BA	+/-
8	Ivan Kharchenkov	F	35:51	4-9	2-3	2-2	0	7	7	0	2	12	1	1	0	0	2	6
10	Koa Peat	F	27:05	7-15	0-0	7-11	3	3	6	5	7	21	2	1	1	1	0	12
13	Motejus Krivas	C	24:44	2-3	0-0	2-2	1	5	6	3	2	6	0	1	0	1	1	1
0	Jaden Bradley	G	34:38	4-10	2-2	3-3	2	3	5	1	3	13	2	3	0	0	0	-2
5	Brayden Burries	G	33:28	6-10	2-5	7-7	0	2	2	0	4	21	3	0	1	0	0	8
30	Tobe Awaka		13:45	1-2	0-0	0-0	2	3	5	4	1	2	0	1	0	0	0	-8
3	Anthony Dell'Orso		22:34	1-4	0-2	2-2	0	1	1	2	1	4	1	0	0	0	0	8
2	Dwayne Aristode		06:47	0-1	0-1	0-0	0	0	0	1	1	0	0	1	0	0	0	0
15	Sidi Gueye		01:08	0-0	0-0	0-0	0	0	0	0	0	0	0	0	0	0	0	0
Team							1	2	3	0		0		0				
Totals				25-54	6-13	23-27	9	26	35	16	21	79	9	8	2	2	3	5

Shooting By Period		
1st FG%	15-30	50.0%
3PT%	4-9	44.4%
FT%	10-11	90.9%
2nd FG%	10-24	41.7%
3PT%	2-4	50.0%
FT%	13-16	81.3%
GM FG%	25-54	46.3%
3PT%	6-13	46.2%
FT%	23-27	85.2%

Dead Ball Rebounds: 3, 0

Major Fouls: NONE

	HOU	ARI
Biggest lead	2 (1st 16:03)	15 (2nd 16:57)
Best Scoring Run	14 (2nd 7:08)	9 (2nd 16:57)
Lead Changes	4	
Times Tied	2	
Time with Lead	00:59	37:22

Points from	HOU	ARI
Turnovers	12	10
Paint	30	30
Second Chance	14	13
Fast Breaks	8	4
Bench	23	6

Period by Period Scoring	1st	2nd	TOT
HOU	36	38	74
ARI	44	35	79

Game Notes: 2026 Phillips 66 Big 12 Men's Basketball Tournament ♦ Most Outstanding Player: Jaden Bradley (Arizona) ♦ All-Tournament Team: Brayden Burries (Arizona), AJ Dybansta (BYU), Joseph Tugler (Houston), Milan Momcilovic (Iowa State) ♦

#5/5 (2) HOUSTON 78, (15) IDAHO 47

NCAA Tournament South Region First Round

Thursday, March 19, 2026 • Paycom Center • Oklahoma City

Official Basketball Box Score - Final
Idaho at Houston
03/19/26 Paycom Center, Oklahoma City
2025-26 Men's Basketball

Game Time: 9:10 PM
Game Duration: 1:56
Attendance: 13,815

Officials: AJ Desai, Darron George, Patrick Evans

Idaho - 47 Record: 21-15

NO.	Name		Min	FG M-A	3P M-A	FT M-A	Rebounds OR	DR	TOT	Fouls PF	FD	TP	AS	TO	ST	Blocks BS	BA	+/-
0	Brody Rowbury	F	28:43	1-3	0-1	1-2	0	4	4	3	2	3	1	0	1	0	0	-27
12	Jackson Rasmussen	F	32:04	2-8	0-3	1-3	2	2	4	1	3	5	1	0	0	1	0	-17
3	Biko Johnson	G	29:13	3-11	2-8	0-1	0	6	6	3	4	8	2	1	1	0	0	-14
5	Isaiah Brickner	G	27:43	1-9	0-3	2-3	0	3	3	0	3	4	2	3	1	1	1	-27
14	Kolton Mitchell	G	29:32	4-7	3-6	3-4	1	2	3	2	2	14	1	1	2	2	0	-24
1	Trevon Blassingame		20:58	3-6	0-1	2-2	1	2	3	3	1	8	0	3	0	0	0	-22
21	Seth Joba		11:17	0-4	0-3	0-0	0	1	1	1	0	0	1	0	0	1	0	-4
7	Jack Payne		08:40	1-4	1-4	0-0	0	0	0	0	0	3	0	0	0	0	0	-17
24	Miles Klapper		07:24	1-2	0-1	0-0	1	2	3	0	0	2	0	0	0	0	0	-2
4	Aidan Sevilla		03:05	0-1	0-0	0-0	0	1	1	0	0	0	0	1	0	0	0	-3
15	Ewan Steele		01:21	0-1	0-0	0-0	1	0	1	0	0	0	0	0	0	0	0	2
Team							1	2	3	0		0		0				
Totals				16-56	6-30	9-15	7	25	32	13	15	47	8	9	5	5	1	-31

Shooting By Period		
1st FG%	8-30	26.7%
3PT%	3-16	18.8%
FT%	5-10	50%
2nd FG%	8-26	30.8%
3PT%	3-14	21.4%
FT%	4-5	80%
GM FG%	16-56	28.6%
3PT%	6-30	20.0%
FT%	9-15	60.0%

Dead Ball Rebounds: 0, 0

Major Fouls: NONE

Houston - 78 Record: 29-6

NO.	Name		Min	FG M-A	3P M-A	FT M-A	Rebounds OR	DR	TOT	Fouls PF	FD	TP	AS	TO	ST	Blocks BS	BA	+/-
11	Joseph Tugler	F	24:54	5-13	0-0	3-4	1	3	4	1	3	13	0	0	1	1	1	27
5	Chris Cenac Jr	C	24:35	2-4	1-2	2-2	1	17	18	2	1	7	0	0	1	0	0	13
4	Kingston Flemings	G	27:15	8-12	0-0	2-2	0	6	6	2	3	18	4	2	2	0	2	22
7	Milos Uzan	G	32:38	5-13	2-6	0-0	0	3	3	1	0	12	3	1	0	0	1	21
21	Emanuel Sharp	G	21:39	6-7	3-3	1-1	0	4	4	3	3	16	2	1	1	0	0	15
14	Kalifa Sakho		12:01	0-0	0-0	0-1	3	0	3	1	1	0	0	0	0	0	0	1
24	Chase McCarty		15:25	1-2	0-1	0-0	0	3	3	2	1	2	0	0	0	0	0	18
25	Mercy Miller		24:24	4-9	2-3	0-1	0	1	1	2	1	10	0	1	1	0	1	28
3	Ramon Walker Jr.		10:59	0-1	0-0	0-0	0	1	1	0	0	0	1	1	1	0	0	4
1	Isiah Harwell		03:05	0-0	0-0	0-0	0	0	0	0	0	0	0	0	1	0	0	3
8	Cedric Lath		03:05	0-1	0-0	0-0	0	1	1	1	0	0	0	0	0	0	0	3
Team							3	0	3	0		0		1				
Totals				31-62	8-15	8-11	8	39	47	15	13	78	10	7	8	1	5	31

Shooting By Period		
1st FG%	18-30	60.0%
3PT%	5-7	71.4%
FT%	7-9	77.8%
2nd FG%	13-32	40.6%
3PT%	3-8	37.5%
FT%	1-2	50%
GM FG%	31-62	50.0%
3PT%	8-15	53.3%
FT%	8-11	72.7%

Dead Ball Rebounds: 1, 0

Major Fouls: NONE

	IDAH	HOUS
Biggest lead	3 (1st 15:42)	33 (2nd 2:28)
Best Scoring Run	5 (1st 15:42)	12 (1st 12:31)
Lead Changes	4	
Times Tied	2	
Time with Lead	02:13	36:22

Points from	IDAH	HOUS
Turnovers	3	11
Paint	16	36
Second Chance	6	5
Fast Breaks	8	13
Bench	13	12

Period by Period Scoring	1st	2nd	TOT
IDAH	24	23	47
HOUS	48	30	78

#5/5 (2) HOUSTON 88, (10) TEXAS A&M 57

NCAA Tournament South Region Second Round

Saturday, March 21, 2026 • Paycom Center • Oklahoma City

Official Basketball Box Score - Final

Texas A&M at Houston

03/21/26 Paycom Center, Oklahoma City

2025-26 Men's Basketball

Game Time: 5:10 PM
Game Duration: 2:16

Officials:

Texas A&M - 57 **Record: 22-12**

NO.	Name		Min	FG M-A	3P M-A	FT M-A	Rebounds OR	DR	TOT	Fouls PF	FD	TP	AS	TO	ST	Blocks BS	BA	+/-
12	Rashaun Agee	F	22:32	3-7	0-3	1-2	0	3	3	4	2	7	0	1	0	0	1	-20
0	Marcus Hill	G	17:53	0-5	0-1	0-0	0	2	2	0	0	0	1	1	1	0	0	-26
2	Pop Isaacs	G	22:22	1-5	1-3	5-6	1	0	1	0	4	8	2	1	0	0	2	-10
3	Rylan Griffen	G	26:48	3-8	0-2	0-1	0	0	0	2	1	6	1	0	1	0	2	-18
9	Ruben Dominguez	G	22:31	1-5	1-5	2-2	1	1	2	3	2	5	1	1	0	0	0	-29
7	Zach Clemence		24:59	2-8	2-6	0-0	2	3	5	4	1	6	1	1	1	0	1	-9
4	Jamie Vinson		10:56	2-4	0-1	0-0	2	4	6	3	1	4	0	2	0	0	1	-8
5	Jacari Lane		09:26	0-1	0-1	1-2	0	0	0	1	1	1	0	1	1	0	0	-15
6	Ali Dibba		17:02	1-2	0-0	4-4	0	2	2	2	2	6	0	2	0	0	0	-7
1	Josh Holloway		21:44	4-6	2-2	2-2	1	3	4	0	2	12	3	0	0	0	0	-16
14	Chris McDermott		03:47	1-1	0-0	0-0	1	1	2	1	0	2	0	0	0	0	0	3
Team							1	1	2	1		0		1				
Totals				18-52	6-24	15-19	9	20	29	21	16	57	9	11	4	0	7	-31

Shooting By Period			
1st	FG%	10-29	34.5%
	3PT%	5-16	31.3%
	FT%	3-4	75%
2nd	FG%	8-23	34.8%
	3PT%	1-8	12.5%
	FT%	12-15	80%
GM	FG%	18-52	34.6%
	3PT%	6-24	25.0%
	FT%	15-19	78.9%

Dead Ball Rebounds: 2, 0

Major Fouls: Bench (TF) 1st 10:53 Dominguez (F1) 1st 9:54

Houston - 88 **Record: 30-6**

NO.	Name		Min	FG M-A	3P M-A	FT M-A	Rebounds OR	DR	TOT	Fouls PF	FD	TP	AS	TO	ST	Blocks BS	BA	+/-
11	Joseph Tugler	F	25:22	2-5	0-0	2-2	4	1	5	2	3	6	2	1	0	3	0	8
5	Chris Cenac Jr	C	25:29	5-9	0-1	7-8	3	6	9	2	5	17	0	1	0	1	0	13
4	Kingston Flemings	G	30:33	4-10	0-1	1-1	1	4	5	2	2	9	4	1	1	1	0	25
7	Milos Uzan	G	32:37	6-17	3-10	0-1	1	3	4	1	0	15	4	0	1	0	0	24
21	Emanuel Sharp	G	25:01	5-11	2-8	6-7	0	4	4	4	6	18	0	2	0	0	0	23
14	Kalifa Sakho		13:22	2-2	0-0	0-0	5	1	6	0	0	4	0	0	0	1	0	20
24	Chase McCarty		12:35	2-5	2-5	0-0	2	3	5	1	1	6	0	0	0	1	0	13
25	Mercy Miller		22:29	4-8	1-5	3-4	0	3	3	3	2	12	3	0	1	0	0	9
3	Ramon Walker Jr.		05:32	0-0	0-0	1-2	0	0	0	1	1	1	1	0	0	0	0	8
1	Isiah Harwell		03:58	0-1	0-1	0-0	0	1	1	0	0	0	0	0	0	0	0	6
8	Cedric Lath		01:31	0-0	0-0	0-0	0	0	0	0	0	0	0	0	1	0	0	3
13	Jacob McFarland		01:31	0-0	0-0	0-0	0	0	0	0	0	0	0	0	0	0	0	3
Team							3	1	4	0		0		2				
Totals				30-68	8-31	20-25	19	27	46	16	20	88	14	7	4	7	0	31

Shooting By Period			
1st	FG%	16-37	43.2%
	3PT%	4-17	23.5%
	FT%	10-11	90.9%
2nd	FG%	14-31	45.2%
	3PT%	4-14	28.6%
	FT%	10-14	71.4%
GM	FG%	30-68	44.1%
	3PT%	8-31	25.8%
	FT%	20-25	80.0%

Dead Ball Rebounds: 4, 0

Major Fouls: NONE

	TA&M	HOUS
Biggest lead	4 (1st 16:47)	31 (2nd 0:50)
Best Scoring Run	5 (1st 16:47)	18 (1st 1:17)
Lead Changes	4	
Times Tied	0	
Time with Lead	02:50	36:41

Points from	TA&M	HOUS
Turnovers	5	9
Paint	20	32
Second Chance	8	18
Fast Breaks	7	7
Bench	31	23

Period by Period Scoring	1st	2nd	TOT
TA&M	28	29	57
HOUS	46	42	88

#5/5 (2) HOUSTON vs. #13/12 (3) ILLINOIS

NCAA Tournament South Regional Sweet 16

Thursday, March 26, 2026 • Toyota Center • Houston

#5/5 (2) HOUSTON vs. TBA

TBA

TBA

#5/5 (2) HOUSTON vs. TBA

TBA

TBA

2025-26 Houston Men's Basketball
Combined Team Statistics
All games

Game Records

Record	Overall	Home	Away	Neutral
ALL GAMES	30-6	15-1	6-3	9-2
CONFERENCE	14-4	8-1	6-3	0-0
NON-CONFERENCE	16-2	7-0	0-0	9-2

Score by Periods

Team	1st	2nd	OT	TOT
Houston	1391	1387	11	2789
Opponents	1074	1160	7	2241

Team Box Score

No.	Player				Total		3-Point		F-Throw		Rebounds											
		GP-GS	MIN	AVG	FG-FGA	FG%	3FG-3FGA	3FG%	FT-FTA	FT%	OFF	DEF	TOT	AVG	PF	DQ	A	TO	BLK	STL	PTS	AVG
4	FLEMINGS, Kingston	36-36	1135:21	31.5	218-456	.478	40-103	.388	107-127	.843	18	126	144	4.0	70	0	188	66	12	56	583	16.2
21	SHARP, Emanuel	36-36	1048:38	29.1	169-410	.412	94-251	.375	123-138	.891	29	79	108	3.0	108	4	63	36	3	43	555	15.4
7	UZAN, Milos	36-36	1182:42	32.9	146-378	.386	70-204	.343	43-58	.741	13	84	97	2.7	50	0	143	48	5	35	405	11.3
5	CENAC JR, Chris	36-35	891:48	24.8	140-283	.495	30-87	.345	36-58	.621	80	201	281	7.8	84	2	26	33	17	27	346	9.6
11	TUGLER, Joseph	36-35	844:10	23.4	126-220	.573	1-1	1.000	53-75	.707	109	82	191	5.3	108	4	44	45	54	47	306	8.5
25	MILLER, Mercy	35-0	420:26	12.0	67-135	.496	17-47	.362	30-41	.732	20	45	65	1.9	41	0	17	10	6	22	181	5.2
24	MCCARTY, Chase	34-0	410:39	12.1	44-108	.407	31-88	.352	16-18	.889	34	51	85	2.5	44	0	5	7	10	12	135	4.0
1	HARWELL, Isiah	32-0	443:19	13.9	36-129	.279	23-85	.271	19-31	.613	17	48	65	2.0	38	0	17	10	8	19	114	3.6
14	SAKHO, Kalifa	33-1	429:44	13.0	33-40	.825	0-0	.000	16-27	.593	40	49	89	2.7	57	0	3	13	20	7	82	2.5
3	WALKER JR., Ramon	29-1	313:06	10.8	20-58	.345	9-34	.265	19-25	.760	21	34	55	1.9	24	0	15	8	2	5	68	2.3
0	JEFFERSON, Kordel	3-0	11:45	3.9	2-5	.400	0-2	.000	0-0	.000	0	2	2	0.7	3	0	1	1	0	0	4	1.3
8	LATH, Cedric	21-0	82:22	3.9	4-6	.667	0-0	.000	2-2	1.000	8	6	14	0.7	15	0	1	1	2	1	10	0.5
13	MCFARLAND, Jacob	4-0	10:59	2.7	0-1	.000	0-0	.000	0-1	.000	1	2	3	0.8	1	0	0	0	0	1	0	0.0
Team											72	66	138					25				
Total		**36**	**7225**		**1005-2229**	**.451**	**315-902**	**.349**	**464-601**	**.772**	**462**	**875**	**1337**	**37.1**	**643**	**10**	**523**	**303**	**139**	**275**	**2789**	**77.5**
Opponents		**36**	**7225**		**744-1883**	**.395**	**245-780**	**.314**	**508-727**	**.699**	**378**	**822**	**1200**	**33.3**	**571**	**4**	**397**	**486**	**84**	**165**	**2241**	**62.3**

Team Statistics

	UH	OPP
Scoring	**2789**	**2241**
Points per game	77.5	62.3
Scoring margin	+15.2	-
Field goals-att	**1005-2229**	**744-1883**
Field goal pct	.451	.395
3 point fg-att	**315-902**	**245-780**
3-point FG pct	.349	.314
3-pt FG made per game	8.8	6.8
Free throws-att	**464-601**	**508-727**
Free throw pct	.772	.699
F-Throws made per game	12.9	14.1
Rebounds	**1337**	**1200**
Rebounds per game	37.1	33.3
Rebounding margin	+3.8	-
Assists	**523**	**397**
Assists per game	14.5	11.0
Turnovers	**303**	**486**
Turnovers per game	8.4	13.5
Turnover margin	+5.1	-
Assist/turnover ratio	1.7	0.8
Steals	**275**	**165**
Steals per game	7.6	4.6
Blocks	**139**	**84**
Blocks per game	3.9	2.3
Winning streak	**2**	**-**
Home win streak	2	-
Attendance	**113412**	**101413**
Home games-Avg/Game	16-7088	9-11268
Neutral site-Avg/Game	-	11-9303

Team Results

Date	Opponent		Score	Att.
11/03/2025	Lehigh	W	75-57	7035
11/08/2025	Towson	W	65-48	7035
11/12/2025	Oakland	W	78-45	7035
11/16/2025	vs Auburn	W	73-72	15623
11/20/2025	Rider	W	91-45	7035
11/24/2025	vs Syracuse	Wot	78-74	4628
11/25/2025	vs Tennessee	L	73-76	5110
11/26/2025	vs Notre Dame	W	66-56	1629
12/06/2025	vs Florida St.	W	82-67	7121
12/10/2025	Jackson St.	W	80-38	7035
12/13/2025	New Orleans	W	99-57	7035
12/20/2025	vs Arkansas	W	94-85	6246
12/29/2025	Middle Tenn.	W	69-60	7035
01/03/2026	at Cincinnati	W	67-60	11062
01/06/2026	Texas Tech	W	69-65	7035
01/10/2026	at Baylor	W	77-55	7335
01/13/2026	West Virginia	W	77-48	7035
01/18/2026	Arizona St.	W	103-73	7035
01/24/2026	at Texas Tech	L	86-90	15098
01/28/2026	at TCU	W	79-70	6863
01/31/2026	Cincinnati	W	76-54	7035
02/04/2026	UCF	W	79-55	7035
02/07/2026	at BYU	W	77-66	18177
02/10/2026	at Utah	W	66-52	7111
02/14/2026	Kansas St.	W	78-64	7035
02/16/2026	at Iowa St.	L	67-70	14267
02/21/2026	Arizona	L	66-73	7887
02/23/2026	at Kansas	L	56-69	15300
02/28/2026	Colorado	W	102-62	7035
03/04/2026	Baylor	W	77-64	7035
03/07/2026	at Oklahoma St.	W	82-75	6200
03/12/2026	vs BYU	W	73-66	17015
03/13/2026	vs Kansas	W	69-47	19450
03/14/2026	vs Arizona	L	74-79	11696
03/19/2026	vs Idaho	W	78-47	13815
03/21/2026	vs Texas A&M	W	88-57	0

2025-26 Houston Men's Basketball Combined Team Statistics at NCAA Tournament

Game Records

Record	Overall	Home	Away	Neutral
ALL GAMES	2-0	0-0	0-0	2-0
CONFERENCE	0-0	0-0	0-0	0-0
NON-CONFERENCE	2-0	0-0	0-0	2-0

Score by Periods

Team	1st	2nd	OT	TOT
Houston	94	72	0	166
Opponents	52	52	0	104

Team Box Score

No.	Player				Total		3-Point		F-Throw		Rebounds											
		GP-GS	MIN	AVG	FG-FGA	FG%	3FG-3FGA	3FG%	FT-FTA	FT%	OFF	DEF	TOT	AVG	PF	DQ	A	TO	BLK	STL	PTS	AVG
21	SHARP, Emanuel	2-2	46:40	23.3	11-18	.611	5-11	.455	7-8	.875	0	8	8	4.0	7	0	2	3	0	1	34	17.0
7	UZAN, Milos	2-2	65:15	32.6	11-30	.367	5-16	.313	0-1	.000	1	6	7	3.5	2	0	7	1	0	1	27	13.5
4	FLEMINGS, Kingston	2-2	57:48	28.9	12-22	.545	0-1	.000	3-3	1.000	1	10	11	5.5	4	0	8	3	1	3	27	13.5
5	CENAC JR, Chris	2-2	50:04	25.0	7-13	.538	1-3	.333	9-10	.900	4	23	27	13.5	4	0	0	1	1	1	24	12.0
25	MILLER, Mercy	2-0	46:53	23.4	8-17	.471	3-8	.375	3-5	.600	0	4	4	2.0	5	0	3	1	0	2	22	11.0
11	TUGLER, Joseph	2-2	50:16	25.1	7-18	.389	0-0	.000	5-6	.833	5	4	9	4.5	3	0	2	1	4	1	19	9.5
24	MCCARTY, Chase	2-0	28:00	14.0	3-7	.429	2-6	.333	0-0	.000	2	6	8	4.0	3	0	0	0	1	0	8	4.0
14	SAKHO, Kalifa	2-0	25:23	12.7	2-2	1.000	0-0	.000	0-1	.000	8	1	9	4.5	1	0	0	0	1	0	4	2.0
3	WALKER JR., Ramon	2-0	16:31	8.3	0-1	.000	0-0	.000	1-2	.500	0	1	1	0.5	1	0	2	1	0	1	1	0.5
8	LATH, Cedric	2-0	04:36	2.3	0-1	.000	0-0	.000	0-0	.000	0	1	1	0.5	1	0	0	0	0	1	0	0.0
13	MCFARLAND, Jacob	1-0	01:31	1.5	0-0	.000	0-0	.000	0-0	.000	0	0	0	0.0	0	0	0	0	0	0	0	0.0
1	HARWELL, Isiah	2-0	07:03	3.5	0-1	.000	0-1	.000	0-0	.000	0	1	1	0.5	0	0	0	0	0	1	0	0.0
Team											6	1	7					3				
Total		**2**	**400**		**61-130**	**.469**	**16-46**	**.348**	**28-36**	**.778**	**27**	**66**	**93**	**46.5**	**31**	**0**	**24**	**14**	**8**	**12**	**166**	**83.0**
Opponents		**2**	**400**		**34-108**	**.315**	**12-54**	**.222**	**24-34**	**.706**	**16**	**45**	**61**	**30.5**	**33**	**0**	**17**	**20**	**5**	**9**	**104**	**52.0**

Team Statistics

	UH	OPP
Scoring	**166**	**104**
Points per game	83.0	52.0
Scoring margin	+31.0	-
Field goals-att	**61-130**	**34-108**
Field goal pct	.469	.315
3 point fg-att	**16-46**	**12-54**
3-point FG pct	.348	.222
3-pt FG made per game	8.0	6.0
Free throws-att	**28-36**	**24-34**
Free throw pct	.778	.706
F-Throws made per game	14.0	12.0
Rebounds	**93**	**61**
Rebounds per game	46.5	30.5
Rebounding margin	+16.0	-
Assists	**24**	**17**
Assists per game	12.0	8.5
Turnovers	**14**	**20**
Turnovers per game	7.0	10.0
Turnover margin	+3.0	-
Assist/turnover ratio	1.7	0.9
Steals	**12**	**9**
Steals per game	6.0	4.5
Blocks	**8**	**5**
Blocks per game	4.0	2.5
Winning streak	**2**	**-**
Home win streak	0	-
Attendance	**0**	**0**
Home games-Avg/Game	0-0	0-0
Neutral site-Avg/Game	-	2-6908

Team Results

Date	Opponent		Score	Att.
03/19/2026	vs Idaho	W	78-47	13815
03/21/2026	vs Texas A&M	W	88-57	0

2025-26 Houston Men's Basketball Combined Team Statistics vs. NCAA Tournament Field

as of Mar 16, 2026

Game Records

Record	Overall	Home	Away	Neutral
ALL GAMES	8-6	3-1	2-3	3-2
CONFERENCE	4-4	2-1	2-3	0-0
NON-CONFERENCE	4-2	1-0	0-0	3-2

Score by Periods

Team	1st	2nd	OT	TOT
Houston	529	508	0	1037
Opponents	485	483	0	968

Team Box Score

No.	Player				Total		3-Point		F-Throw		Rebounds											
		GP-GS	MIN	AVG	FG-FGA	FG%	3FG-3FGA	3FG%	FT-FTA	FT%	OFF	DEF	TOT	AVG	PF	DQ	A	TO	BLK	STL	PTS	AVG
4	FLEMINGS, Kingston	14-14	459:20	32.8	105-216	.486	23-53	.434	51-60	.850	8	50	58	4.1	36	0	60	25	2	16	284	20.3
21	SHARP, Emanuel	14-14	429:04	30.6	57-154	.370	28-88	.318	61-66	.924	12	23	35	2.5	49	3	21	9	2	10	203	14.5
5	CENAC JR, Chris	14-14	384:31	27.5	55-121	.455	12-41	.293	13-21	.619	37	95	132	9.4	36	1	6	12	8	12	135	9.6
7	UZAN, Milos	14-14	482:36	34.5	48-134	.358	21-63	.333	16-26	.615	3	36	39	2.8	22	0	47	25	3	9	133	9.5
11	TUGLER, Joseph	14-14	327:39	23.4	44-75	.587	1-1	1.000	22-30	.733	44	26	70	5.0	48	1	25	22	17	11	111	7.9
25	MILLER, Mercy	13-0	125:44	9.7	17-38	.447	4-12	.333	8-10	.800	6	16	22	1.7	16	0	4	3	1	2	46	3.5
24	MCCARTY, Chase	13-0	134:18	10.3	13-28	.464	10-23	.435	4-4	1.000	5	20	25	1.9	9	0	0	2	1	6	40	3.1
14	SAKHO, Kalifa	13-0	171:53	13.2	13-16	.813	0-0	.000	10-15	.667	8	17	25	1.9	25	0	0	3	8	3	36	2.8
3	WALKER JR., Ramon	11-0	113:39	10.3	7-21	.333	3-12	.250	7-8	.875	10	9	19	1.7	11	0	2	2	1	2	24	2.2
1	HARWELL, Isiah	13-0	149:53	11.5	9-35	.257	7-24	.292	0-1	.000	6	13	19	1.5	21	0	7	4	1	7	25	1.9
8	LATH, Cedric	5-0	15:39	3.1	0-0	.000	0-0	.000	0-0	.000	1	2	3	0.6	7	0	0	1	1	0	0	0.0
0	JEFFERSON, Kordel	1-0	05:46	5.8	0-0	.000	0-0	.000	0-0	.000	0	1	1	1.0	2	0	1	1	0	0	0	0.0
Team											26	30	56					13				
Total		**14**	**2800**		**368-838**	**.439**	**109-317**	**.344**	**192-241**	**.797**	**166**	**338**	**504**	**36.0**	**282**	**5**	**173**	**122**	**45**	**78**	**1037**	**74.1**
Opponents		**14**	**2800**		**315-754**	**.418**	**96-271**	**.354**	**242-338**	**.716**	**154**	**324**	**478**	**34.1**	**224**	**3**	**160**	**143**	**40**	**61**	**968**	**69.1**

Team Statistics

	UH	OPP
Scoring	**1037**	**968**
Points per game	74.1	69.1
Scoring margin	+4.9	-
Field goals-att	**368-838**	**315-754**
Field goal pct	.439	.418
3 point fg-att	**109-317**	**96-271**
3-point FG pct	.344	.354
3-pt FG made per game	7.8	6.9
Free throws-att	**192-241**	**242-338**
Free throw pct	.797	.716
F-Throws made per game	13.7	17.3
Rebounds	**504**	**478**
Rebounds per game	36.0	34.1
Rebounding margin	+1.9	-
Assists	**173**	**160**
Assists per game	12.4	11.4
Turnovers	**122**	**143**
Turnovers per game	8.7	10.2
Turnover margin	+1.5	-
Assist/turnover ratio	1.4	1.1
Steals	**78**	**61**
Steals per game	5.6	4.4
Blocks	**45**	**40**
Blocks per game	3.2	2.9
Winning streak	**0**	**-**
Home win streak	0	-
Attendance	**28992**	**69705**
Home games-Avg/Game	4-7248	5-13941
Neutral site-Avg/Game	-	5-11903

Team Results

Date	Opponent		Score	Att.
11/03/2025	Lehigh	W	75-57	7035
11/25/2025	vs Tennessee	L	73-76	5110
12/20/2025	vs Arkansas	W	94-85	6246
01/06/2026	Texas Tech	W	69-65	7035
01/24/2026	at Texas Tech	L	86-90	15098
01/28/2026	at TCU	W	79-70	6863
02/04/2026	UCF	W	79-55	7035
02/07/2026	at BYU	W	77-66	18177
02/16/2026	at Iowa St.	L	67-70	14267
02/21/2026	Arizona	L	66-73	7887
02/23/2026	at Kansas	L	56-69	15300
03/12/2026	vs BYU	W	73-66	17015
03/13/2026	vs Kansas	W	69-47	19450
03/14/2026	vs Arizona	L	74-79	11696

2026 PHILLIPS 66 BIG 12 MEN'S BASKETBALL TOURNAMENT

T-MOBILE CENTER | KANSAS CITY

TUESDAY MARCH 10	WEDNESDAY MARCH 11	THURSDAY MARCH 12	FRIDAY MARCH 13	SATURDAY MARCH 14

GAME 1 (11:30 A.M. CT): #13 BAYLOR vs. #12 ARIZONA STATE

GAME 5 (11:30 A.M. CT): #12 ARIZONA STATE 83-79 vs. #5 IOWA STATE

GAME 9 (11:30 A.M. CT): #5 IOWA STATE 91-42 vs. #4 TEXAS TECH

GAME 13 (6 P.M. CT): #5 IOWA STATE 75-53 vs. #1 ARIZONA 81-59

GAME 2 (2 P.M. CT): #16 UTAH vs. #9 CINCINNATI

GAME 6 (2 P.M. CT): #9 CINCINNATI 73-66 vs. #8 UCF

GAME 10 (2 P.M. CT): #8 UCF 66-65 OT vs. #1 ARIZONA

GAME 3 (6 P.M. CT): #15 KANSAS STATE vs. #10 BYU

GAME 7 (6 P.M. CT): #10 BYU 105-91 vs. #7 WEST VIRGINIA

GAME 11 (6 P.M. CT): #10 BYU 68-48 vs. #2 HOUSTON

GAME 14 (8:30 P.M. CT): #2 HOUSTON 73-66 vs. #3 KANSAS 78-73

GAME 4 (8:30 P.M. CT): #14 OKLAHOMA STATE vs. #11 COLORADO

GAME 8 (8:30 P.M. CT): #14 OKLAHOMA STATE 92-83 vs. #6 TCU

GAME 12 (8:30 P.M. CT): #6 TCU 95-88 vs. #3 KANSAS

CHAMPIONSHIP (5 P.M. CT): #1 ARIZONA 82-80 vs. #2 HOUSTON 69-47

BIG 12 CHAMPS: #1 ARIZONA 79-74

2025-26 Houston Men's Basketball
Combined Team Statistics
at Big 12 Tournament

as of Mar 15, 2026

Game Records

Record	Overall	Home	Away	Neutral
ALL GAMES	2-1	0-0	0-0	2-1
CONFERENCE	0-0	0-0	0-0	0-0
NON-CONFERENCE	2-1	0-0	0-0	2-1

Score by Periods

Team	1st	2nd	OT	TOT
Houston	106	110	0	216
Opponents	110	82	0	192

Team Box Score

No.	Player				Total		3-Point		F-Throw		Rebounds											
		GP-GS	MIN	AVG	FG-FGA	FG%	3FG-3FGA	3FG%	FT-FTA	FT%	OFF	DEF	TOT	AVG	PF	DQ	A	TO	BLK	STL	PTS	AVG
4	FLEMINGS, Kingston	3-3	93:07	31.0	16-41	.390	5-9	.556	9-12	.750	3	10	13	4.3	7	0	13	5	0	5	46	15.3
11	TUGLER, Joseph	3-3	83:34	27.9	16-30	.533	0-0	.000	6-8	.750	14	7	21	7.0	11	0	8	7	4	5	38	12.7
21	SHARP, Emanuel	3-3	88:03	29.4	7-25	.280	6-19	.316	12-12	1.000	1	6	7	2.3	10	1	3	2	0	1	32	10.7
5	CENAC JR, Chris	3-3	74:30	24.8	12-23	.522	4-6	.667	4-9	.444	9	16	25	8.3	8	0	0	3	2	3	32	10.7
25	MILLER, Mercy	3-0	59:52	20.0	9-15	.600	2-3	.667	5-6	.833	3	6	9	3.0	6	0	2	2	1	0	25	8.3
7	UZAN, Milos	3-3	93:59	31.3	8-25	.320	3-12	.250	2-3	.667	1	12	13	4.3	4	0	9	7	2	4	21	7.0
24	MCCARTY, Chase	3-0	51:09	17.1	4-10	.400	3-7	.429	2-2	1.000	3	7	10	3.3	3	0	0	1	0	2	13	4.3
14	SAKHO, Kalifa	3-0	42:43	14.2	3-4	.750	0-0	.000	1-1	1.000	2	5	7	2.3	4	0	0	0	3	0	7	2.3
3	WALKER JR., Ramon	1-0	02:28	2.5	1-2	.500	0-0	.000	0-0	.000	0	0	0	0.0	0	0	0	0	0	0	2	2.0
8	LATH, Cedric	1-0	02:28	2.5	0-0	.000	0-0	.000	0-0	.000	0	1	1	1.0	0	0	0	0	0	0	0	0.0
1	HARWELL, Isiah	2-0	08:06	4.1	0-0	.000	0-0	.000	0-0	.000	0	1	1	0.5	0	0	0	0	0	0	0	0.0
Team											1	5	6					5				
Total		**3**	**600**		**76-175**	**.434**	**23-56**	**.411**	**41-53**	**.774**	**37**	**76**	**113**	**37.7**	**53**	**1**	**35**	**32**	**12**	**20**	**216**	**72.0**
Opponents		**3**	**600**		**60-162**	**.370**	**21-53**	**.396**	**51-64**	**.797**	**33**	**69**	**102**	**34.0**	**47**	**1**	**25**	**34**	**8**	**11**	**192**	**64.0**

Team Statistics

	UH	OPP
Scoring	**216**	**192**
Points per game	72.0	64.0
Scoring margin	+8.0	-
Field goals-att	**76-175**	**60-162**
Field goal pct	.434	.370
3 point fg-att	**23-56**	**21-53**
3-point FG pct	.411	.396
3-pt FG made per game	7.7	7.0
Free throws-att	**41-53**	**51-64**
Free throw pct	.774	.797
F-Throws made per game	13.7	17.0
Rebounds	**113**	**102**
Rebounds per game	37.7	34.0
Rebounding margin	+3.7	-
Assists	**35**	**25**
Assists per game	11.7	8.3
Turnovers	**32**	**34**
Turnovers per game	10.7	11.3
Turnover margin	+0.7	-
Assist/turnover ratio	1.1	0.7
Steals	**20**	**11**
Steals per game	6.7	3.7
Blocks	**12**	**8**
Blocks per game	4.0	2.7
Winning streak	**0**	**-**
Home win streak	0	-
Attendance	**0**	**0**
Home games-Avg/Game	0-0	0-0
Neutral site-Avg/Game	-	3-16054

Team Results

Date	Opponent		Score	Att.
03/12/2026	vs BYU	W	73-66	17015
03/13/2026	vs Kansas	W	69-47	19450
03/14/2026	vs Arizona	L	74-79	11696

2025-26 Houston Men's Basketball
Combined Team Statistics
In Conference games

Game Records

Record	Overall	Home	Away	Neutral
ALL GAMES	14-4	8-1	6-3	0-0
CONFERENCE	14-4	8-1	6-3	0-0
NON-CONFERENCE	0-0	0-0	0-0	0-0

Score by Periods

Team	1st	2nd	OT	TOT
Houston	667	717	0	1384
Opponents	551	614	0	1165

Team Box Score

No.	Player				Total		3-Point		F-Throw		Rebounds											
		GP-GS	MIN	AVG	FG-FGA	FG%	3FG-3FGA	3FG%	FT-FTA	FT%	OFF	DEF	TOT	AVG	PF	DQ	A	TO	BLK	STL	PTS	AVG
4	FLEMINGS, Kingston	18-18	591:02	32.8	115-260	.442	19-57	.333	62-71	.873	8	68	76	4.2	37	0	103	34	8	21	311	17.3
21	SHARP, Emanuel	18-18	544:50	30.3	80-213	.376	44-127	.346	64-71	.901	16	38	54	3.0	61	3	33	18	0	24	268	14.9
7	UZAN, Milos	18-18	593:11	33.0	76-181	.420	42-100	.420	19-26	.731	5	34	39	2.2	24	0	67	22	2	17	213	11.8
5	CENAC JR, Chris	18-17	459:46	25.5	70-142	.493	16-56	.286	12-21	.571	42	91	133	7.4	37	0	19	9	7	18	168	9.3
11	TUGLER, Joseph	18-17	426:05	23.7	58-87	.667	0-0	.000	31-45	.689	60	36	96	5.3	52	1	16	16	22	17	147	8.2
24	MCCARTY, Chase	16-0	180:46	11.3	23-46	.500	16-38	.421	7-7	1.000	15	20	35	2.2	22	0	1	2	6	4	69	4.3
25	MILLER, Mercy	17-0	164:07	9.7	25-51	.490	6-17	.353	12-18	.667	9	24	33	1.9	16	0	2	4	2	11	68	4.0
1	HARWELL, Isiah	17-0	235:25	13.8	18-72	.250	12-49	.245	10-16	.625	5	30	35	2.1	23	0	4	6	8	5	58	3.4
14	SAKHO, Kalifa	18-1	239:30	13.3	24-28	.857	0-0	.000	7-13	.538	16	28	44	2.4	38	0	2	10	11	4	55	3.1
3	WALKER JR., Ramon	15-1	143:48	9.6	6-21	.286	2-14	.143	9-12	.750	8	13	21	1.4	14	0	1	3	0	3	23	1.5
8	LATH, Cedric	10-0	20:02	2.0	1-2	.500	0-0	.000	2-2	1.000	1	2	3	0.3	4	0	0	0	0	0	4	0.4
13	MCFARLAND, Jacob	1-0	01:28	1.5	0-0	.000	0-0	.000	0-0	.000	0	0	0	0.0	0	0	0	0	0	0	0	0.0
Team											32	33	65					13				
Total		**18**	**3600**		**496-1103**	**.450**	**157-458**	**.343**	**235-302**	**.778**	**217**	**417**	**634**	**35.2**	**328**	**4**	**248**	**137**	**66**	**124**	**1384**	**76.9**
Opponents		**18**	**3600**		**387-936**	**.413**	**130-390**	**.333**	**261-369**	**.707**	**182**	**416**	**598**	**33.2**	**277**	**3**	**230**	**229**	**41**	**80**	**1165**	**64.7**

Team Statistics

	UH	OPP
Scoring	**1384**	**1165**
Points per game	76.9	64.7
Scoring margin	+12.2	-
Field goals-att	**496-1103**	**387-936**
Field goal pct	.450	.413
3 point fg-att	**157-458**	**130-390**
3-point FG pct	.343	.333
3-pt FG made per game	8.7	7.2
Free throws-att	**235-302**	**261-369**
Free throw pct	.778	.707
F-Throws made per game	13.1	14.5
Rebounds	**634**	**598**
Rebounds per game	35.2	33.2
Rebounding margin	+2.0	-
Assists	**248**	**230**
Assists per game	13.8	12.8
Turnovers	**137**	**229**
Turnovers per game	7.6	12.7
Turnover margin	+5.1	-
Assist/turnover ratio	1.8	1.0
Steals	**124**	**80**
Steals per game	6.9	4.4
Blocks	**66**	**41**
Blocks per game	3.7	2.3
Winning streak	**3**	**-**
Home win streak	2	-
Attendance	**64167**	**101413**
Home games-Avg/Game	9-7130	9-11268
Neutral site-Avg/Game	-	0-0

Team Results

Date	Opponent		Score	Att.
01/03/2026	at Cincinnati	W	67-60	11062
01/06/2026	Texas Tech	W	69-65	7035
01/10/2026	at Baylor	W	77-55	7335
01/13/2026	West Virginia	W	77-48	7035
01/18/2026	Arizona St.	W	103-73	7035
01/24/2026	at Texas Tech	L	86-90	15098
01/28/2026	at TCU	W	79-70	6863
01/31/2026	Cincinnati	W	76-54	7035
02/04/2026	UCF	W	79-55	7035
02/07/2026	at BYU	W	77-66	18177
02/10/2026	at Utah	W	66-52	7111
02/14/2026	Kansas St.	W	78-64	7035
02/16/2026	at Iowa St.	L	67-70	14267
02/21/2026	Arizona	L	66-73	7887
02/23/2026	at Kansas	L	56-69	15300
02/28/2026	Colorado	W	102-62	7035
03/04/2026	Baylor	W	77-64	7035
03/07/2026	at Oklahoma St.	W	82-75	6200

2025-26 Houston Men's Basketball
Team High/Low Analysis
All games

Houston - Game Highs

POINTS	103		Arizona St. (01/18/2026)
	102		Colorado (02/28/2026)
	99		New Orleans (12/13/2025)
	94		vs Arkansas (N) (12/20/2025)
	91		Rider (11/20/2025)
FIELD GOALS MADE	40		Arizona St. (01/18/2026)
	37		Rider (11/20/2025)
FIELD GOAL ATTEMPTS	74		at Baylor (01/10/2026)
	71		Arizona St. (01/18/2026)
	71		Oakland (11/12/2025)
FIELD GOAL PERCENTAGE	.596	(34-57)	Colorado (02/28/2026)
	.563	(40-71)	Arizona St. (01/18/2026)
3 PT FG MADE	12		at Oklahoma St. (03/07/2026)
	12		at Iowa St. (02/16/2026)
	12		Arizona St. (01/18/2026)
3 PT FG ATTEMPTS	39		at Baylor (01/10/2026)
	35		West Virginia (01/13/2026)
3 PT FG PERCENTAGE	.588	(10-17)	Colorado (02/28/2026)
	.556	(10-18)	vs Kansas (N) (03/13/2026)
FREE THROWS MADE	24		Colorado (02/28/2026)
	24		New Orleans (12/13/2025)
FREE THROW ATTEMPTS	31		Colorado (02/28/2026)
	31		New Orleans (12/13/2025)
FREE THROW PERCENTAGE	1.000	(9-9)	at Kansas (02/23/2026)
	1.000	(7-7)	Rider (11/20/2025)
REBOUNDS	49		vs Syracuse (N) (11/24/2025)
	47		vs Idaho (N) (03/19/2026)
ASSISTS	23		New Orleans (12/13/2025)
	23		vs Florida St. (N) (12/06/2025)
	23		Rider (11/20/2025)
STEALS	15		vs Florida St. (N) (12/06/2025)
	13		Rider (11/20/2025)
BLOCKED SHOTS	8		Arizona St. (01/18/2026)
	7		vs Texas A&M (N) (03/21/2026)
	7		Rider (11/20/2025)
TURNOVERS	16		vs BYU (N) (03/12/2026)
	15		Kansas St. (02/14/2026)
FOULS	25		at Texas Tech (01/24/2026)
	24		Arizona (02/21/2026)
	24		at Baylor (01/10/2026)
	24		vs Arkansas (N) (12/20/2025)

2025-26 Houston Men's Basketball
Team High/Low Analysis
All games

Houston - Game Lows

POINTS	56		at Kansas (02/23/2026)
	65		Towson (11/08/2025)
	66		Arizona (02/21/2026)
	66		at Utah (02/10/2026)
	66		vs Notre Dame (N) (11/26/2025)
FIELD GOALS MADE	20		Arizona (02/21/2026)
	20		vs Notre Dame (N) (11/26/2025)
FIELD GOAL ATTEMPTS	53		vs Kansas (N) (03/13/2026)
	54		at TCU (01/28/2026)
FIELD GOAL PERCENTAGE	.318	(21-66)	at Kansas (02/23/2026)
	.339	(20-59)	vs Notre Dame (N) (11/26/2025)
3 PT FG MADE	3		UCF (02/04/2026)
	4		Texas Tech (01/06/2026)
3 PT FG ATTEMPTS	15		vs Idaho (N) (03/19/2026)
	17		vs BYU (N) (03/12/2026)
	17		Colorado (02/28/2026)
	17		Texas Tech (01/06/2026)
3 PT FG PERCENTAGE	.158	(3-19)	UCF (02/04/2026)
	.208	(5-24)	at Kansas (02/23/2026)
FREE THROWS MADE	5		at Utah (02/10/2026)
	5		Oakland (11/12/2025)
	5		Towson (11/08/2025)
FREE THROW ATTEMPTS	7		Rider (11/20/2025)
	7		Towson (11/08/2025)
FREE THROW PERCENTAGE	.500	(5-10)	at Utah (02/10/2026)
	.538	(7-13)	Jackson St. (12/10/2025)
REBOUNDS	28		at Texas Tech (01/24/2026)
	30		Cincinnati (01/31/2026)
ASSISTS	7		at Kansas (02/23/2026)
	8		at Utah (02/10/2026)
	8		Texas Tech (01/06/2026)
	8		Middle Tenn. (12/29/2025)
STEALS	2		Arizona (02/21/2026)
	2		at Iowa St. (02/16/2026)
BLOCKED SHOTS	1		vs Idaho (N) (03/19/2026)
	1		at Texas Tech (01/24/2026)
TURNOVERS	4		at BYU (02/07/2026)
	4		Cincinnati (01/31/2026)
FOULS	11		Middle Tenn. (12/29/2025)
	12		Jackson St. (12/10/2025)
	12		Rider (11/20/2025)

2025-26 Houston Men's Basketball
Team High/Low Analysis
All games

Opponent - Game Highs

POINTS	90		at Texas Tech (01/24/2026)
	85		vs Arkansas (N) (12/20/2025)
	79		vs Arizona (N) (03/14/2026)
	76		vs Tennessee (N) (11/25/2025)
	75		at Oklahoma St. (03/07/2026)
FIELD GOALS MADE	28		vs Arkansas (N) (12/20/2025)
	27		at Texas Tech (01/24/2026)
	27		vs Syracuse (N) (11/24/2025)
FIELD GOAL ATTEMPTS	63		vs Syracuse (N) (11/24/2025)
	62		at Texas Tech (01/24/2026)
FIELD GOAL PERCENTAGE	.491	(28-57)	vs Arkansas (N) (12/20/2025)
	.490	(25-51)	at Iowa St. (02/16/2026)
3 PT FG MADE	12		at Texas Tech (01/24/2026)
	11		Middle Tenn. (12/29/2025)
3 PT FG ATTEMPTS	32		vs Florida St. (N) (12/06/2025)
	31		vs Syracuse (N) (11/24/2025)
3 PT FG PERCENTAGE	.471	(8-17)	vs BYU (N) (03/12/2026)
	.462	(6-13)	vs Arizona (N) (03/14/2026)
FREE THROWS MADE	24		at Texas Tech (01/24/2026)
	23		vs Arizona (N) (03/14/2026)
	23		vs Tennessee (N) (11/25/2025)
FREE THROW ATTEMPTS	35		vs Arkansas (N) (12/20/2025)
	33		vs Auburn (N) (11/16/2025)
FREE THROW PERCENTAGE	1.000	(9-9)	Rider (11/20/2025)
	.909	(10-11)	Texas Tech (01/06/2026)
REBOUNDS	44		at Texas Tech (01/24/2026)
	43		vs Syracuse (N) (11/24/2025)
ASSISTS	17		Baylor (03/04/2026)
	16		at Texas Tech (01/24/2026)
	16		Arizona St. (01/18/2026)
STEALS	10		Kansas St. (02/14/2026)
	9		Arizona (02/21/2026)
	9		Towson (11/08/2025)
BLOCKED SHOTS	6		at Kansas (02/23/2026)
	5		vs Idaho (N) (03/19/2026)
	5		at BYU (02/07/2026)
	5		Texas Tech (01/06/2026)
TURNOVERS	25		Jackson St. (12/10/2025)
	23		Rider (11/20/2025)
FOULS	24		Kansas St. (02/14/2026)
	24		New Orleans (12/13/2025)

2025-26 Houston Men's Basketball
Team High/Low Analysis
All games

Opponent - Game Lows

POINTS	38		Jackson St. (12/10/2025)
	45		Rider (11/20/2025)
	45		Oakland (11/12/2025)
	47		vs Idaho (N) (03/19/2026)
	47		vs Kansas (N) (03/13/2026)
FIELD GOALS MADE	13		Jackson St. (12/10/2025)
	14		vs Kansas (N) (03/13/2026)
FIELD GOAL ATTEMPTS	41		at Baylor (01/10/2026)
	44		Jackson St. (12/10/2025)
FIELD GOAL PERCENTAGE	.246	(14-57)	vs Kansas (N) (03/13/2026)
	.286	(16-56)	vs Idaho (N) (03/19/2026)
3 PT FG MADE	2		at Utah (02/10/2026)
	3		Colorado (02/28/2026)
	3		Arizona (02/21/2026)
	3		Oakland (11/12/2025)
	3		Towson (11/08/2025)
3 PT FG ATTEMPTS	12		Arizona (02/21/2026)
	13		vs Arizona (N) (03/14/2026)
	13		Oakland (11/12/2025)
3 PT FG PERCENTAGE	.118	(2-17)	at Utah (02/10/2026)
	.167	(3-18)	Towson (11/08/2025)
FREE THROWS MADE	3		Middle Tenn. (12/29/2025)
	3		Jackson St. (12/10/2025)
FREE THROW ATTEMPTS	5		Jackson St. (12/10/2025)
	6		Middle Tenn. (12/29/2025)
FREE THROW PERCENTAGE	.414	(12-29)	vs Syracuse (N) (11/24/2025)
	.500	(11-22)	at Iowa St. (02/16/2026)
	.500	(7-14)	Towson (11/08/2025)
	.500	(5-10)	West Virginia (01/13/2026)
	.500	(3-6)	Middle Tenn. (12/29/2025)
REBOUNDS	22		Colorado (02/28/2026)
	28		at Utah (02/10/2026)
	28		Jackson St. (12/10/2025)
ASSISTS	5		Lehigh (11/03/2025)
	6		Jackson St. (12/10/2025)
	6		Oakland (11/12/2025)
STEALS	1		at Texas Tech (01/24/2026)
	2		vs Arizona (N) (03/14/2026)
	2		UCF (02/04/2026)
	2		Cincinnati (01/31/2026)
	2		at Cincinnati (01/03/2026)
	2		vs Notre Dame (N) (11/26/2025)
BLOCKED SHOTS	0		vs Texas A&M (N) (03/21/2026)
	0		at Oklahoma St. (03/07/2026)
	0		at Texas Tech (01/24/2026)
	0		Towson (11/08/2025)
TURNOVERS	3		at Iowa St. (02/16/2026)
	5		Arizona (02/21/2026)
FOULS	9		at Kansas (02/23/2026)
	9		at Utah (02/10/2026)

2025-26 Houston Men's Basketball
Player Highs Analysis
All games

Pa
as of Mar 22

Houston - Individual Game Highs

POINTS	42		Kingston Flemings at Texas Tech (01/24/2026)
	27		Emanuel Sharp at Utah (02/10/2026)
	27		Kingston Flemings at TCU (01/28/2026)
	27		Emanuel Sharp vs Florida St. (N) (12/06/2025)
	26		Milos Uzan vs Colorado (02/28/2026)
	26		Emanuel Sharp vs Syracuse (N) (11/24/2025)
	26		Milos Uzan vs Syracuse (N) (11/24/2025)
FIELD GOALS MADE	15		Kingston Flemings at Texas Tech (01/24/2026)
	10		Emanuel Sharp vs Florida St. (N) (12/06/2025)
	10		Kingston Flemings vs Tennessee (N) (11/25/2025)
FIELD GOAL ATTEMPTS	26		Kingston Flemings at Texas Tech (01/24/2026)
	19		Kingston Flemings vs Texas Tech (01/06/2026)
FIELD GOAL PERCENTAGE (min 5 made)	1.000	(5-5)	Mercy Miller vs New Orleans (12/13/2025)
	1.000	(5-5)	Chris Cenac Jr vs Rider (11/20/2025)
3 PT FG MADE	8		Emanuel Sharp at Utah (02/10/2026)
	6		Chase McCarty at Oklahoma St. (03/07/2026)
	6		Emanuel Sharp vs Florida St. (N) (12/06/2025)
3 PT FG ATTEMPTS	13		Emanuel Sharp at Utah (02/10/2026)
	12		Isiah Harwell at Baylor (01/10/2026)
	12		Emanuel Sharp vs Florida St. (N) (12/06/2025)
	12		Milos Uzan vs Towson (11/08/2025)
3 PT FG PERCENTAGE (min 2 made)	1.000	(3-3)	Emanuel Sharp vs Idaho (N) (03/19/2026)
	1.000	(3-3)	Chris Cenac Jr at Baylor (01/10/2026)
	1.000	(2-2)	Mercy Miller vs Arizona (N) (03/14/2026)
	1.000	(2-2)	Isiah Harwell vs Arizona St. (01/18/2026)
	1.000	(2-2)	Ramon Walker Jr. vs New Orleans (12/13/2025)
	1.000	(2-2)	Chris Cenac Jr vs Rider (11/20/2025)
	1.000	(2-2)	Kingston Flemings vs Rider (11/20/2025)
FREE THROWS MADE	11		Emanuel Sharp vs Syracuse (N) (11/24/2025)
	10		Emanuel Sharp vs BYU (N) (03/12/2026)
FREE THROW ATTEMPTS	12		Emanuel Sharp vs Syracuse (N) (11/24/2025)
	10		Emanuel Sharp vs BYU (N) (03/12/2026)
	10		Kingston Flemings at Texas Tech (01/24/2026)
	10		Emanuel Sharp vs Lehigh (11/03/2025)
FREE THROW PERCENTAGE (min 3 made)	1.000	(10-10)	Emanuel Sharp vs BYU (N) (03/12/2026)
	1.000	(9-9)	Kingston Flemings at TCU (01/28/2026)
	1.000	(8-8)	Kingston Flemings vs Kansas St. (02/14/2026)
	1.000	(6-6)	Milos Uzan vs Syracuse (N) (11/24/2025)
	1.000	(5-5)	Emanuel Sharp at TCU (01/28/2026)
	1.000	(5-5)	Emanuel Sharp at Texas Tech (01/24/2026)
	1.000	(4-4)	Emanuel Sharp at Oklahoma St. (03/07/2026)
	1.000	(4-4)	Emanuel Sharp vs Colorado (02/28/2026)
	1.000	(4-4)	Kingston Flemings vs Arizona (02/21/2026)
	1.000	(4-4)	Emanuel Sharp at Iowa St. (02/16/2026)
	1.000	(4-4)	Emanuel Sharp vs Cincinnati (01/31/2026)
	1.000	(4-4)	Kingston Flemings vs West Virginia (01/13/2026)
	1.000	(4-4)	Milos Uzan at Baylor (01/10/2026)
	1.000	(4-4)	Kingston Flemings vs Middle Tenn. (12/29/2025)
	1.000	(4-4)	Ramon Walker Jr. vs Arkansas (N) (12/20/2025)
	1.000	(4-4)	Kingston Flemings vs New Orleans (12/13/2025)
	1.000	(4-4)	Mercy Miller vs New Orleans (12/13/2025)
	1.000	(4-4)	Mercy Miller vs Notre Dame (N) (11/26/2025)
	1.000	(4-4)	Milos Uzan vs Notre Dame (N) (11/26/2025)
	1.000	(3-3)	Kingston Flemings at Kansas (02/23/2026)
REBOUNDS	18		Chris Cenac Jr vs Idaho (N) (03/19/2026)
	14		Chris Cenac Jr vs Kansas (N) (03/13/2026)
	14		Chris Cenac Jr at TCU (01/28/2026)
ASSISTS	10		Milos Uzan vs New Orleans (12/13/2025)
	9		Kingston Flemings at Oklahoma St. (03/07/2026)
	9		Kingston Flemings vs Oakland (11/12/2025)
STEALS	8		Kingston Flemings vs Florida St. (N) (12/06/2025)
	5		Kingston Flemings at Cincinnati (01/03/2026)
	5		Joseph Tugler vs Towson (11/08/2025)
BLOCKED SHOTS	5		Joseph Tugler vs Syracuse (N) (11/24/2025)
	4		Joseph Tugler vs Rider (11/20/2025)
	4		Joseph Tugler vs Oakland (11/12/2025)
	4		Joseph Tugler vs Lehigh (11/03/2025)
TURNOVERS	5		Joseph Tugler vs Lehigh (11/03/2025)
	4		Milos Uzan vs BYU (N) (03/12/2026)
	4		Joseph Tugler vs BYU (N) (03/12/2026)
	4		Emanuel Sharp vs Kansas St. (02/14/2026)
	4		Kingston Flemings vs Kansas St. (02/14/2026)
	4		Kingston Flemings at TCU (01/28/2026)
	4		Chris Cenac Jr vs Florida St. (N) (12/06/2025)
	4		Kingston Flemings vs Florida St. (N) (12/06/2025)
	4		Kingston Flemings vs Auburn (N) (11/16/2025)
FOULS	5		Emanuel Sharp vs Arizona (N) (03/14/2026)
	5		Emanuel Sharp at Iowa St. (02/16/2026)
	5		Emanuel Sharp vs Kansas St. (02/14/2026)
	5		Joseph Tugler at BYU (02/07/2026)
	5		Emanuel Sharp at TCU (01/28/2026)
	5		Joseph Tugler vs Notre Dame (N) (11/26/2025)
	5		Chris Cenac Jr vs Tennessee (N) (11/25/2025)
	5		Joseph Tugler vs Syracuse (N) (11/24/2025)
	5		Joseph Tugler vs Auburn (N) (11/16/2025)
	5		Chris Cenac Jr vs Auburn (N) (11/16/2025)

2025-26 Houston Men's Basketball
Player Highs Analysis
All games

Pa
as of Mar 22

Opponent - Individual Game Highs

POINTS	31		JT Toppin at Texas Tech (01/24/2026)
	28		AJ Dybantsa at BYU (02/07/2026)
	27		Darius Acuff Jr. vs Arkansas (N) (12/20/2025)
	26		AJ Dybantsa vs BYU (N) (03/12/2026)
	23		Tre White at Kansas (02/23/2026)
	23		PJ Haggerty vs Kansas St. (02/14/2026)
FIELD GOALS MADE	12		JT Toppin at Texas Tech (01/24/2026)
	9		AJ Dybantsa at BYU (02/07/2026)
	9		JT Toppin vs Texas Tech (01/06/2026)
	9		Darius Acuff Jr. vs Arkansas (N) (12/20/2025)
FIELD GOAL ATTEMPTS	24		JT Toppin at Texas Tech (01/24/2026)
	20		PJ Haggerty vs Kansas St. (02/14/2026)
FIELD GOAL PERCENTAGE (min 5 made)	.857	(6-7)	Moustapha Thiam at Cincinnati (01/03/2026)
	.833	(5-6)	Billy Richmond III vs Arkansas (N) (12/20/2025)
3 PT FG MADE	5		Donovan Atwell at Texas Tech (01/24/2026)
	5		Jaylen Petty vs Texas Tech (01/06/2026)
3 PT FG ATTEMPTS	11		Anthony Roy at Oklahoma St. (03/07/2026)
	11		Obi Agbim vs Baylor (03/04/2026)
3 PT FG PERCENTAGE (min 2 made)	1.000	(3-3)	Nate Heise at Iowa St. (02/16/2026)
	1.000	(3-3)	Robert Wright III at BYU (02/07/2026)
	1.000	(2-2)	Josh Holloway vs Texas A&M (N) (03/21/2026)
	1.000	(2-2)	Jaden Bradley vs Arizona (N) (03/14/2026)
	1.000	(2-2)	Kohl Rosario vs Kansas (N) (03/13/2026)
	1.000	(2-2)	Robert Wright III vs BYU (N) (03/12/2026)
	1.000	(2-2)	Josiah Moseley at Texas Tech (01/24/2026)
	1.000	(2-2)	Billy Richmond III vs Arkansas (N) (12/20/2025)
FREE THROWS MADE	10		Malique Ewin vs Arkansas (N) (12/20/2025)
	9		AJ Dybantsa vs BYU (N) (03/12/2026)
	9		Cameron Carr at Baylor (01/10/2026)
	9		Ja'Kobi Gillespie vs Tennessee (N) (11/25/2025)
FREE THROW ATTEMPTS	17		Malique Ewin vs Arkansas (N) (12/20/2025)
	16		Cameron Carr at Baylor (01/10/2026)
FREE THROW PERCENTAGE (min 3 made)	1.000	(9-9)	Ja'Kobi Gillespie vs Tennessee (N) (11/25/2025)
	1.000	(8-8)	Tre White at Kansas (02/23/2026)
	1.000	(8-8)	MJ Thomas vs New Orleans (12/13/2025)
	1.000	(8-8)	Keyshawn Hall vs Auburn (N) (11/16/2025)
	1.000	(7-7)	Brayden Burries vs Arizona (N) (03/14/2026)
	1.000	(6-6)	Darryn Peterson vs Kansas (N) (03/13/2026)
	1.000	(6-6)	Riley Kugel vs UCF (02/04/2026)
	1.000	(6-6)	Caleb Smith vs Rider (11/20/2025)
	1.000	(5-5)	Benjamin Ahmed at Oklahoma St. (03/07/2026)
	1.000	(5-5)	Day Day Thomas at Cincinnati (01/03/2026)
	1.000	(5-5)	Brody Robinson vs Oakland (11/12/2025)
	1.000	(4-4)	Ali Dibba vs Texas A&M (N) (03/21/2026)
	1.000	(4-4)	Sebastian Rancik vs Colorado (02/28/2026)
	1.000	(4-4)	Jamichael Stillwell vs UCF (02/04/2026)
	1.000	(4-4)	Jaylen Petty at Texas Tech (01/24/2026)
	1.000	(4-4)	Massamba Diop vs Arizona St. (01/18/2026)
	1.000	(4-4)	Tounde Yessoufou at Baylor (01/10/2026)
	1.000	(4-4)	Donovan Atwell vs Texas Tech (01/06/2026)
	1.000	(4-4)	Chauncey Wiggins vs Florida St. (N) (12/06/2025)
	1.000	(3-3)	Jaden Bradley vs Arizona (N) (03/14/2026)
REBOUNDS	13		Keba Keita vs BYU (N) (03/12/2026)
	12		Flory Bidunga vs Kansas (N) (03/13/2026)
	12		Tounde Yessoufou vs Baylor (03/04/2026)
	12		JT Toppin at Texas Tech (01/24/2026)
	12		Torey Alston vs Middle Tenn. (12/29/2025)
ASSISTS	9		Christian Anderson at Texas Tech (01/24/2026)
	7		Christian Anderson vs Texas Tech (01/06/2026)
	7		Darius Acuff Jr. vs Arkansas (N) (12/20/2025)
STEALS	4		Anthony Dell'Orso vs Arizona (02/21/2026)
	3		Dominique Diomande vs BYU (N) (03/12/2026)
	3		Nate Johnson vs Kansas St. (02/14/2026)
	3		PJ Haggerty vs Kansas St. (02/14/2026)
	3		Delyle Williams vs Jackson St. (12/10/2025)
	3		Bishop Boswell vs Tennessee (N) (11/25/2025)
	3		William Kyle III vs Syracuse (N) (11/24/2025)
	3		Jack Doumbia Jr. vs Towson (11/08/2025)
	3		Joshua Ingram vs Lehigh (11/03/2025)
BLOCKED SHOTS	5		JT Toppin vs Texas Tech (01/06/2026)
	3		Bryson Tiller at Kansas (02/23/2026)
	3		Keba Keita at BYU (02/07/2026)
	3		Torey Alston vs Middle Tenn. (12/29/2025)
TURNOVERS	7		Tounde Yessoufou at Baylor (01/10/2026)
	6		Day Day Thomas vs Cincinnati (01/31/2026)
	6		Chris Loofe vs Middle Tenn. (12/29/2025)
	6		MJ Thomas vs New Orleans (12/13/2025)
	6		Naithan George vs Syracuse (N) (11/24/2025)
	6		Dylan Williamson vs Towson (11/08/2025)
FOULS	5		Koa Peat vs Arizona (N) (03/14/2026)
	5		Tobe Awaka vs Arizona (02/21/2026)
	5		Motiejus Krivas vs Arizona (02/21/2026)
	5		Dorin Buca vs Kansas St. (02/14/2026)

TEAM GAME-by-GAME STATISTICS

Team	Date	W/L	Pts	1st/2nd	FG-A	Pct.	3P-A	Pct.	FT-A	Pct	Off	Def	Reb	PF	Ast	TO	Bl	St
#2/2 HOUSTON	**11/3/25**	**W**	**75**	**44/31**	**26-61**	**.426**	**7-21**	**.333**	**16-20**	**.800**	**15**	**28**	**43**	**22**	**14**	**13**	**6**	**11**
vs. Lehigh			57	31/34	19-51	.373	4-15	.267	15-23	.652	9	21	30	16	5	15	3	8
#2/2 HOUSTON	**11/8/25**	**W**	**65**	**33/32**	**26-62**	**.419**	**8-32**	**.250**	**5-7**	**.714**	**12**	**23**	**35**	**14**	**14**	**12**	**2**	**11**
vs. Towson			48	26/22	19-49	.388	3-18	.167	7-14	.500	9	26	35	12	9	18	0	9
#1/2 HOUSTON	**11/12/25**	**W**	**75**	**39/39**	**32-71**	**.451**	**9-31**	**.290**	**5-8**	**.625**	**18**	**28**	**46**	**17**	**20**	**6**	**6**	**9**
vs. Oakland			45	17/28	16-51	.314	3-13	.231	10-15	.667	10	22	32	12	6	13	2	3
#1/2 HOUSTON	**11/16/25**	**W**	**73**	**39/34**	**28-65**	**.431**	**7-24**	**.292**	**10-12**	**.833**	**14**	**26**	**40**	**23**	**15**	**10**	**5**	**7**
vs. #22/25 Auburn			72	35/37	22-57	.386	7-22	.318	21-33	.636	14	23	37	14	11	8	2	5
#2/2 HOUSTON	**11/20/25**	**W**	**91**	**47/44**	**37-66**	**.561**	**10-26**	**38.5**	**7-7**	**1.000**	**9**	**24**	**33**	**12**	**23**	**7**	**7**	**13**
vs. Rider			45	25/20	16-52	.308	4-17	.235	9-9	1.000	12	20	32	11	8	23	2	5
#3/2 HOUSTON	**11/24/25**	**W**	**78**	**37/30/11**	**24-66**	**.364**	**11-27**	**.407**	**19-27**	**.704**	**17**	**32**	**49**	**23**	**13**	**13**	**5**	**9**
vs. Syracuse			74	34/33/7	27-63	.429	8-31	.258	12-29	.414	14	29	43	21	12	13	1	6
#3/2 HOUSTON	**11/25/25**	**L**	**73**	**39/34**	**28-61**	**.459**	**9-24**	**.375**	**8-11**	**.727**	**15**	**18**	**33**	**21**	**16**	**9**	**4**	**3**
vs. #17/16 Tennessee			76	35/41	24-51	.471	5-17	.294	23-29	.793	13	19	32	15	15	9	3	6
#3/2 HOUSTON	**11/26/25**	**W**	**66**	**39/27**	**20-50**	**.339**	**8-27**	**.296**	**18-23**	**.783**	**16**	**28**	**44**	**17**	**15**	**5**	**3**	**4**
vs. Notre Dame			56	25/31	17-50	.340	6-28	.214	16-21	.762	9	25	34	19	10	8	1	2
#8/7 HOUSTON	**12/6/25**	**W**	**82**	**41/41**	**32-65**	**.492**	**11-29**	**.379**	**7-9**	**.778**	**12**	**23**	**35**	**16**	**23**	**13**	**3**	**15**
vs. Florida State			67	33/34	22-57	.386	10-32	.313	13-18	.722	16	21	37	14	10	19	3	5
#7/8 HOUSTON	**12/10/25**	**W**	**80**	**40/40**	**31-65**	**.477**	**11-33**	**.333**	**7-13**	**.538**	**18**	**24**	**42**	**12**	**19**	**11**	**4**	**11**
vs. Jackson State			38	16/22	13-44	.295	9-28	.321	3-5	.600	7	21	28	18	6	25	2	7
#7/8 HOUSTON	**12/13/25**	**W**	**99**	**44/55**	**32-59**	**.542**	**11-23**	**.478**	**24-31**	**.774**	**11**	**22**	**33**	**19**	**23**	**6**	**3**	**11**
vs. New Orleans			57	23/34	17-45	.378	4-14	.286	19-23	.826	10	21	31	24	7	21	2	3
#8/8 HOUSTON	**12/20/25**	**W**	**94**	**49/45**	**32-62**	**.516**	**11-25**	**.440**	**19-25**	**.760**	**10**	**23**	**33**	**24**	**13**	**9**	**2**	**7**
vs. #14/14 Arkansas			85	41/44	28-57	.491	8-20	.400	21-35	.600	12	22	34	18	13	12	3	4
#8/8 HOUSTON	**12/29/25**	**W**	**69**	**33/36**	**24-59**	**.407**	**6-20**	**.300**	**15-17**	**.882**	**14**	**17**	**31**	**11**	**8**	**6**	**2**	**8**
vs. Middle Tennessee			60	28/32	23-49	.469	11-28	.393	3-6	.500	11	22	33	21	13	19	3	3
#8/8 HOUSTON	**1/3/26**	**W**	**67**	**28/39**	**26-63**	**.413**	**8-25**	**.320**	**7-8**	**.778**	**12**	**22**	**34**	**16**	**11**	**8**	**3**	**9**
at Cincinnati			60	33/27	21-49	.429	6-20	.300	12-16	.750	7	23	30	13	12	15	3	2
#7/7 HOUSTON	**1/6/26**	**W**	**69**	**31/38**	**24-61**	**.393**	**4-17**	**.235**	**17-22**	**.773**	**12**	**24**	**36**	**15**	**8**	**6**	**2**	**5**
vs. #14/14 Texas Tech			65	31/34	23-56	.411	9-28	.321	10-11	.909	8	27	35	19	14	14	5	4
#7/7 HOUSTON	**1/10/26**	**W**	**77**	**33/44**	**29-74**	**.392**	**11-39**	**.282**	**8-13**	**.615**	**23**	**22**	**45**	**24**	**16**	**5**	**7**	**5**
at Baylor			55	26/29	15-41	.366	7-19	.368	18-31	.581	10	24	34	13	11	16	4	3
#7/7 HOUSTON	**1/13/26**	**W**	**77**	**33/44**	**25-58**	**.431**	**11-35**	**.314**	**16-21**	**.762**	**12**	**26**	**38**	**14**	**16**	**7**	**3**	**9**
vs. West Virginia			48	18/30	17-46	.370	9-25	.360	5-10	.500	6	23	29	20	10	15	2	4
#7/7 HOUSTON	**1/18/26**	**W**	**103**	**56/47**	**40-71**	**.563**	**12-25**	**.480**	**11-12**	**.917**	**15**	**18**	**33**	**15**	**22**	**10**	**8**	**12**
vs. Arizona State			73	29/44	22-54	.407	9-25	.360	20-24.	.833	13	17	30	11	16	17	2	8
#6/6 HOUSTON	**1/24/26**	**L**	**86**	**49/37**	**29-60**	**.483**	**11-28**	**.393**	**17-21**	**.810**	**11**	**17**	**28**	**25**	**9**	**6**	**1**	**5**
at #12/12 Texas Tech			90	55/35	27-62	.435	12-29	.414	24-30	.800	21	23	44	16	16	10	0	1
#10/7 HOUSTON	**1/28/26**	**W**	**79**	**43/36**	**24-54**	**.444**	**9-23**	**.391**	**22-24**	**.917**	**6**	**25**	**31**	**22**	**12**	**11**	**1**	**6**
at TCU			70	30/40	25-53	.472	4-15	.267	16-25	.640	7	23	30	22	15	12	1	6
#10/7 HOUSTON	**1/31/26**	**W**	**76**	**32/44**	**26-57**	**.456**	**9-26**	**.346**	**15-18**	**.833**	**11**	**18**	**29**	**16**	**14**	**4**	**4**	**9**
vs. Cincinnati			54	20/34	18-47	.383	10-23	.435	8-13	.615	12	23	35	14	11	19	1	2
#8/8 HOUSTON	**2/4/26**	**W**	**79**	**33/46**	**35-64**	**.547**	**3-19**	**.158**	**6-8**	**.750**	**12**	**28**	**40**	**19**	**18**	**5**	**2**	**7**
vs. rv/rv UCF			55	19/36	16-52	.308	6-21	.286	17-20	.850	10	19	29	13	10	11	1	2
#8/8 HOUSTON	**2/7/26**	**W**	**77**	**37/40**	**29-61**	**.475**	**7-20**	**.350**	**12-15**	**.800**	**13**	**27**	**40**	**22**	**15**	**4**	**3**	**4**
at #16/14 BYU			66	31/35	21-53	.396	8-22	.364	16-28	.571	14	22	36	18	11	6	5	3
#3/3 HOUSTON	**2/10/26**	**W**	**66**	**34/32**	**26-60**	**.433**	**9-26**	**.346**	**5-10**	**.500**	**12**	**20**	**32**	**15**	**8**	**5**	**6**	**7**
at Utah			52	25/27	20-45	.444	2-17	.118	10-14	.714	5	23	28	9	13	13	1	4
#3/3 HOUSTON	**2/14/26**	**W**	**78**	**33/45**	**24-59**	**.407**	**7-21**	**.333**	**23-30**	**.767**	**12**	**30**	**42**	**21**	**18**	**15**	**5**	**8**
vs. Kansas State			64	19/45	20-57	.351	8-26	.308	16-25	.640	11	26	37	24	13	17	3	10
#2/2 HOUSTON	**2/16/26**	**L**	**67**	**40/27**	**24-57**	**.421**	**12-34**	**.353**	**7-11**	**.636**	**9**	**26**	**35**	**21**	**14**	**7**	**5**	**2**
at #6/6 Iowa State			70	43/27	25-51	.490	9-22	.409	11-22	.500	8	23	31	14	15	3	2	5
#2/2 HOUSTON	**2/21/26**	**L**	**66**	**31/35**	**20-56**	**.357**	**8-26**	**.308**	**18-22**	**.818**	**13**	**26**	**39**	**24**	**12**	**12**	**3**	**2**
vs. #4/4 Arizona			73	36/37	25-56	.446	3-12	.250	20-31	.645	12	25	37	24	12	12	3	2
#5/4 HOUSTON	**2/23/26**	**L**	**56**	**27/29**	**21-66**	**.318**	**5-24**	**.208**	**9-9**	**1.000**	**13**	**20**	**33**	**14**	**7**	**8**	**3**	**6**
at #14/14 Kansas			69	31/38	22-50	.440	7-17	.412	18-20	.900	7	31	38	9	11	12	3	6
#5/4 HOUSTON	**2/28/26**	**W**	**102**	**55/47**	**34-57**	**.596**	**10-17**	**.588**	**24-31**	**.774**	**9**	**25**	**34**	**15**	**20**	**7**	**3**	**8**
vs. Colorado			62	29/33	23-50	.460	3-14	.214	13-18	.722	5	17	22	23	14	15	2	3
#7/6 HOUSTON	**3/4/26**	**W**	**77**	**35/42**	**28-61**	**.459**	**9-25**	**.360**	**12-16**	**.750**	**12**	**19**	**31**	**13**	**10**	**8**	**4**	**11**
vs. Baylor			64	35/29	23-55	.418	8-25	.320	10-12	.833	13	24	37	16	17	18	1	6
#7/6 HOUSTON	**3/7/26**	**W**	**82**	**37/45**	**32-63**	**.508**	**12-28**	**.429**	**6-10**	**.600**	**9**	**24**	**33**	**18**	**17**	**9**	**4**	**7**
at Oklahoma State			75	41/34	24-59	.407	10-30	.333	17-19	.895	13	23	36	11	11	11	0	5
#5/5 (2) HOUSTON	**3/12/26**	**W**	**73**	**37/36**	**26-58**	**.448**	**5-17**	**.294**	**16-20**	**.800**	**14**	**23**	**37**	**17**	**11**	**16**	**5**	**12**
vs. rv/rv (10) BYU			66	41/25	21-51	.412	8-17	.471	16-19	.842	9	21	30	20	8	18	4	6
#5/5 (2) HOUSTON	**3/13/26**	**W**	**69**	**33/36**	**22-53**	**.415**	**10-17**	**.556**	**15-19**	**.789**	**10**	**32**	**42**	**15**	**11**	**8**	**4**	**4**
vs. #14/16 (3) Kansas			47	25/22	14-57	.246	7-23	.304	12-18	.667	15	22	37	11	8	8	2	3
#5/5 (2) HOUSTON	**3/14/26**	**L**	**74**	**36/38**	**28-64**	**.438**	**8-21**	**.381**	**10-14**	**.714**	**13**	**21**	**34**	**21**	**13**	**8**	**3**	**4**
vs. #2/2 (1) Arizona			79	44/35	25-54	.463	6-13	.462	23-27	.852	9	26	35	16	8	2	2	2
#5/5 (2) HOUSTON	**3/19/26**	**W**	**78**	**48/30**	**31-62**	**.500**	**8-15**	**.533**	**8-11**	**.727**	**8**	**39**	**47**	**15**	**10**	**7**	**1**	**8**
vs. (15) Arizona			47	24/23	16-56	.286	6-30	.200	9-15	.600	7	25	32	13	8	9	5	5
#5/5 (2) HOUSTON	**3/21/26**	**W**	**88**	**46/42**	**30-68**	**.441**	**8-31**	**.258**	**20-25**	**.800**	**19**	**7**	**46**	**16**	**14**	**7**	**7**	**4**
vs. (10) Texas A&M			57	28/29	18-52	.346	6-24	.250	15-19	.789	9	20	29	21	9	11	0	4
#5/5 (2) HOUSTON	**3/26/26**																	
vs. #13/12 (3) Illinois																		
Totals			**2,789**	**1,391/1,387/11**	**1,005-2,229**	**.451**	**315-902**	**.349**	**464-601**	**.772**	**462**	**875**	**1,337**	**643**	**523**	**303**	**139**	**275**
Opponents			**2,241**	**1,074/1,160/7**	**744-1,883**	**.395**	**245-780**	**.314**	**508-727**	**.699**	**378**	**822**	**1,200**	**571**	**397**	**486**	**84**	**165**

GAME-by-GAME LEADERS

Team	Date	W/L	Score	Points	Rebounds	Assists	Steals	Blocks
Lehigh	**11/3/25**	**W**	**75-57**	**(24) Emanuel Sharp [1]**	**(10) Chris Cenac Jr. [1]**	**(5) Milos Uzan [1]**	**(4) Isiah Harwell [1]**	**(4) Joseph Tugler [1]**
Towson	**11/8/25**	**W**	**65-48**	**(20) Kingston Flemings [1]**	**(13) Chris Cenac Jr. [2]**	**(6) Milos Uzan [2]**	**(5) Joseph Tugler [1]**	**(1) Joseph Tugler [2]** **(1) Chase McCarty [1]**
Oakland	**11/12/25**	**W**	**75-45**	**(19) Kingston Flemings [2]** **(19) Emanuel Sharp [2]**	**(5) Kingston Flemings [1]** **(5) Kalifa Sakho [1]**	**(9) Kingston Flemings [1]**	**(2) Joseph Tugler [2]** **(2) MIlos Uzan [1]**	**(4) Joseph Tugler [3]**
vs. #22/25 Auburn	11/16/25	W	73-72	(22) Kingston Flemings [3]	(9) Chris Cenac Jr. [3]	(7) Kingston Flemings [2]	(2) Joseph Tugler[3] (2) Isiah Harwell [2]	(1) Joseph Tugler [4] (1) Chris Cenac Jr. [1] (1) Kingston Flemings [1] (1) Emanuel Sharp [1] (1) Kalifa Sakho [1] (1) Mercy Miller [1]
Rider	**11/20/25**	**W**	**91-45**	**(18) Kingston Flemings [4]]**	**(9) Joseph Tugler [1]**	**(6) Milos Uzan [3]**	**(3) Joseph Tugler [4]** **(3) Mercy Miller [1]**	**(4) Joseph Tugler [5]**
vs. Syracuse	11/24/25	W	78-74	(26) Milos Uzan [1] (26) Emanuel Sharp [3]	(12) Chris Cenac Jr. [4]	(6) Kingston Flemings [3]	(3) Milos Uzan [2]	(5) Joseph Tugler [6]
vs. #17/16 Tennessee	11/25/25	L	73-76	(25) Kingston Flemings [5]	(11) Chris Cenac Jr. [5]	(5) Joseph Tugler [1]	(2) Kingston Flemings [1]	(1) Chris Cenac Jr. [2] (1) Emanuel Sharp [2] (1) Kalifa Sakho [2] (1) Ramon Walker Jr. [1]
vs. Notre Dame	11/26/25	W	66-56	(17) Emanuel Sharp [4]	(8) Joseph Tugler [2]	(5) Kingston Flemings [4]	(1) Joseph Tugler[5] (1) Kingston Flemings [2] (1) Emanuel Sharp [1] (1) Isiah Harwell [3]	(1) Joseph Tugler [7] (1) Ramon Walker Jr. (1) Kalifa Sakho [3]
vs. Florida State	12/6/25	W	82-67	(27) Emanuel Sharp [5]	(10) Chris Cenac Jr. [6]	(8) Milos Uzan [4]	(8) Kingston Flemings [2]	(1) Joseph Tugler [8] (1) Chris Cenac Jr. [3] (1) Kalifa Sakho [4]
Jackson State	**12/10/25**	**W**	**80-38**	**(23) Emanuel Sharp [6]**	**(7) Chase McCarty [1]**	**(6) Kingston Flemings [5]**	**(4) Emanuel Sharp [2]**	**(1) Joseph Tugler [9]** **(1) Chris Cenac Jr. [4]** **(1) Kalifa Sakho [5]** **(1) Mercy Miller [2]**
New Orleans	**12/13/25**	**W**	**99-57**	**(15) Chris Cenac Jr. [1]** **(15) Kingston Flemings [6]** **(15) Mercy Miller [1]** **(15) Chase McCarty [1]**	**(6) Chris Cenac Jr. [7]** **(6) Chase McCarty [2]**	**(10) Milos Uzan [5]**	**(3) Joseph Tugler [6]** **(3) Kingston Flemings [3]**	**(1) Joseph Tugler [10]** **(1) Cedric Lath [1]** **(1) Chase McCarty [2]**
vs. #14/14 Arkansas	12/20/25	W	94-85	(22) Emanuel Sharp [7]	(7) Chris Cenac Jr. [8]	(5) Kingston Flemings [6]	(4) Joseph Tugler [7]	(1) Milos Uzan [1] (1) Cedric Lath [1]
Middle Tennessee	**12/29/25**	**W**	**69-60**	**(15) Kingston Flemings [7]**	**(6) Joseph Tugler [3]** **(6) Chris Cenac Jr. [9]**	**(5) Kingston Flemings [7]**	**(3) Emanuel Sharp [3]**	**(1) Joseph Tugler [11]** **(1) Mercy Miller [3]**
at Cincinnati	1/3/26	W	67-60	(19) Kingston Flemings [8]	(8) Chris Cenac Jr. [10]	(6) Kingston Flemings [8]	(5) Kingston Flemings [4]	(2) Joseph Tugler [12]
#14/14 Texas Tech	**1/6/26**	**W**	**69-65**	**(23) Kingston Flemings [9]**	**(11) Chris Cenac Jr. [11]**	**(5) Kingston Flemings [9]**	**(2) Joseph Tugler [8]**	**(1) Kingston Flemings [2]** **(1) Chase McCarty [3]**
at Baylor	1/10/26	W	77-55	(17) Emanuel Sharp [8]	(11) Joseph Tugler [4]	(7) Kingston Flemings [10]	(1) Joseph Tugler [9] (1) Chris Cenac Jr. [1] (1) Kingston Flemings [5] (1) Milos Uzan [3] (1) Emanuel Sharp [4] (1) Isiah Harwell [4] (1) Ramon Walker Jr. [1] (1) Mercy Miller [1]	(2) Isiah Harwell [1]
West Virginia	**1/13/26**	**W**	**77-48**	**(17) Milos Uzan [2]**	**(10) Chris Cenac Jr. [12]**	**(7) Kingston Flemings [11]**	**(4) Joseph Tugler [10]**	**(1) Kalifa Sakho [6]** **(1) Isiah Harwell [2]** **(1) Chase McCarty [4]**
Arizona State	**1/18/26**	**W**	**103-73**	**(20 Kingston Flemings [10]**	**(8) Chris Cenac Jr. [13]**	**(8) Kingston Flemings [12]**	**(4) Kingston Flemings[6]**	**(2) Joseph Tugler [13]** **(2) Kingston Flemings [3]** **(2) Isiah Harwell [3]**
at #12/12 Texas Tech	1/24/26	L	86-90	(42) Kingston Flemings [11]	(7) Joseph Tugler [5] (7) Chris Cenac Jr. [14]	(6) Kingston Flemings [13]	(2) Kingston Flemings [7] (2) Milos Uzan [4]	(1) Joseph Tugler [14]
at TCU	1/28/26	W	79-70	(27) Kingston Flemings [12]	(14) Chris Cenac Jr. [15[	(5) Kingston Flemings [14]	(3) Chris Cenac Jr. [1]	(1) Chris Cenac Jr. [5]
Cincinnati	**1/31/26**	**W**	**76-54**	**(16) Milos Uzan [3]**	**(6) Joseph Tugler [6]**	**(6) Kingston Flemings [15]**	**(3) Milos Uzan [4]** **(3) Emanuel Sharp [5]**	**(3) Joseph Tugler [15]**
rv/rv UCF	**2/4/26**	**W**	**79-55**	**(18) Kingston Flemings [13]**	**(10) Chris Cenac Jr. [16]**	**(6) Kingston Flemings [16[**	**(2) Chris Cenac Jr. [2]** **(2) Kingston Flemings [8]**	**(1) Chris Cenac Jr. [6]** **(1) Kingston Flemings [4]**
at #16/14 BYU	2/7/26	W	77-66	(19) Kingston Flemings [14]	(6) Joseph Tugler [7]	(5) Kingston Flemings [17] (5) Milos Uzan [6]	(1) Chris Cenac Jr. [3] (1) Kingston Flemings [9] (1) Milos Uzan [5] (1) Emanuel Sharp [6]	(2) Joseph Tugler [16]
at Utah	2/10/26	W	66-52	(27) Emanuel Sharp [9]	(5) Joseph Tugler [8] (5) Chris Cenac Jr. [17]	(4) Kingston Flemings [18]	(2) Milos Uzan [6]	(2) Kalifa Sakho [7]
Kansas State	**2/14/26**	**W**	**78-64**	**(23) Emanuel Sharp [10]**	**(7) Kingston Flemings [2]**	**(8) Milos Uzan [7[**	**(3) Emanuel Sharp [7]**	**(2) Kalifa Sakho [8]**
at #6/6 Iowa State	2/16/26	L	67-70	(22) Kingston Flemings [15]	(12) Chris Cenac Jr. [18]	(6) Milos Uzan [8]	(1) Milos Uzan [7] (1) Ramon Walker Jr.[1]	(3) Joseph Tugler [17]
#4/4 Arizona	**2/21/26**	**L**	**66-73**	**(17) Kingston Flemings [16]**	**(13) Chris Cenac Jr. [19]**	**(4) Kingston Flemings [19]**	**(2) Emanuel Sharp [8]**	**(2) Kalifa Sakho[9]**
at #14/14 Kansas	2/23/26	L	56-69	(16) Kingston Flemings [17]	(7) Chris Cenac Jr. [20]	(3) Milos Uzan [9]	(2) Chase McCarty [[1]	(2) Joseph Tugler [18]
Colorado	**2/28/26**	**W**	**102-62**	**(26) Milos Uzan [4]**	**(8) Mercy Miller [1]**	**(8) Kingston Flemings[20]**	**(4) Mercy Miller [2]**	**(1) Joseph Tugler [19]** **(1) Chase McCarty [5]** **(1) Isiah Harwell [4]**
Baylor	**3/4/26**	**W**	**77-64**	**(21) Kingston Flemings [18]**	**(6) Joseph Tugler [9]**	**(7) Kingston Flemings [21]**	**(3) Emanuel Sharp [9]**	**(1) Kingston Flemings [5]** **(1) Chris Cenac Jr. [7]** **(1) Joseph Tugler [20]** **(1) Chase McCarty [6]**

GAME-by-GAME LEADERS

Team	Date	W/L	Score	Points	Rebounds	Assists	Steals	Blocks
at Oklahoma State	3/7/26	W	82-75	(20) Chase McCarty [2]	(6) Joseph Tugler [10]	(9) Kingston Flemings [22]	(2) Joseph Tugler [11] (2) Emanuel Sharp [10]	(3) Joseph Tugler [21]
vs. (10) BYU	3/12/26	W	73-66	(17) Kingston Flemings [19]	(8) Joseph Tugler (11]	(4) Joseph Tugler [2] (4) Milos Uzan [10]	(4) Joseph Tugler [12] (4) Milos Uzan [8]	(2) Joseph Tugler {22] (2) Milos Uzan [1]
vs. #14/16 (3) Kansas	3/13/26	W	69-47	(21) Kingston Flemings [20]	(14) Chris Cenac Jr. [21]	(3) Kingston Flemings [23] (3) Milos Uzan [11] (3) Emanuel Sharp [1]	(3) Kingston Flemings [10]	(1) Joseph Tugler [23] (1) Chris Cenac Jr. [8] (1) Kalifa Sakho [10] (1) Mercy Miller [4]
vs. #2/2 (1) Arizona	3/14/26	L	L, 74-79	(20) Joseph Tugler [1]	(10) Joseph Tugler [12]	(7) Kingston Flemings [24]	(2) Chris Cenac Jr. [4]	(1) Joseph Tugler [24] (1) Chris Cenac Jr. [9] (1) Kalifa Sakho [11]
vs. (15) Idaho	3/19/26	W	78-47	(18) Kingston Flemings [21]	(18) Chris Cenac Jr. [22]	(4) Kingston Flemings [25]	(2) Kingston Flemings [11]	(1) Joseph Tugler 25]]
vs. (10) Texas A&M	3/21/26	W	88-57	(18) Emanuel Sharp [11]	(9) Chris Cenac Jr. [23]	(4) Kingston Flemings [26] (4) Milos Uzan [27]	(1) Kingston Flemings [12] (1) Milos Uzan [9] (1) Mercy Miller [3] (1) Cedric Lath [1]	(3) Joseph Tugler [26]
vs. #13/12 (3) Illinois	3/26/26			---	---	---	---	---

RADIO/TV ROSTER

KORDEL JEFFERSON
G • 6-3 • 195 • r-So.-1L
Arlington, Texas
korrdel

ISIAH HARWELL
G • 6-6 • 220 • Fr.-HS
Pocatello, Idaho
isiah_harwell1

RAMON WALKER Jr.
G • 6-5 • 215 • r-Gr.-4L
Pearland, Texas
ramonwalkerjr ramonwalker04

KINGSTON FLEMINGS
G • 6-4 • 190 • Fr.-HS
San Antonio, Texas
k1ng_flemings K1ngFlemings

CHRIS CENAC Jr.
F/C • 6-11 • 240 • Fr.-HS
New Orleans, La.
chriscenac1 chriscenacjr

BRYCE JACKSON
G • 6-6 • 210 • Fr.-HS
Pearland, Texas
thebjackk_ Brycejack10

MILOS UZAN
G • 6-4 • 195 • Sr.-1L
Las Vegas, Nev.
lossyuzan

CEDRIC LATH
C • 6-10 • 265 • r-Jr.-2L
Abidjan, Ivory Coast
ced_lath AguyCedric

JOSEPH TUGLER
F • 6-8 • 230 • Jr.-2L
Houston, Texas
josephtugler joseph_tugler

JACOB McFARLAND
C • 6-11 • 225 • r-So.-SQ
Moreno Valley, Calif.
jacobmcfar1and

KALIFA SAKHO
F • 6-11 • 230 • Gr.-TR
Rouen, France
lifka_skh Klz224

EMANUEL SHARP
G • 6-3 • 205 • r-Sr.-3L
Tampa, Fla.
emanuelsharp_

CHASE McCARTY
F • 6-5 • 215 • r-Fr.-RS
Madison, Ala.
chase___mccarty Chasemccarty21

MERCY MILLER
G • 6-4 • 200 • So.-1L
Los Angeles, Calif.
mercymiller mercymiller25

KELVIN SAMPSON
Head Coach
12th Season at Houston
37th Season Overall
CoachSampsonUH

KELLEN SAMPSON
Assistant Coach
12th Season at Houston
16th Season Overall
kellenmsampson

K.C. BEARD
Assistant Coach
12th Season at Houston
15th Season Overall
k.c.beard
CoachKCBeard1

MIKE EKANEM
Assistant Coach
1st Season at Houston
5th Season Overall
Coachmike__

HOLLIS PRICE
Special Assistant to Head Coach/
Assistant Coach
12th Season at Houston
15th Season Overall
hollis_price10
HollisHp

ANTHONY GOLDWIRE
Director of Player Development/
Assistant Coach
5th Season at Houston
5th Season Overall
anthony.goldwire5