

UNIVERSITY OF HOUSTON BASKETBALL

ATHLETICS COMMUNICATIONS: 3204 Cullen Blvd. • Suite 2008 • Houston, TX • 77204 • Contact: Jeff Conrad (jaconrad@central.uh.edu) C: (713) 557-3841 • UHCougars.com

#3/3 HOUSTON COUGARS (22-2 • 10-1 Big 12)

The Preview CBB Exhibition (Fort Bend Epicenter • Rosenberg, Texas)
Oct. 26 vs. rv/— Mississippi State — W, 61-52

Nov. 3	LEHIGH	CBSSN	W, 75-57
Nov. 8	TOWSON	ESPN+	W, 65-48
Nov. 12	OAKLAND	ESPN+	W, 78-45

RdBenefits The Battleground 2k25 (Legacy Arena at The BJCC • Birmingham, Ala.)

Nov. 16	vs. #22/25 Auburn	ESPN	W, 73-72
---------	-------------------	------	----------

Nov. 20	RIDER	TNT	W, 91-45
---------	-------	-----	----------

Players Era Championship (MGM Grand Garden Arena • Las Vegas)

Nov. 24	vs. Syracuse	TNT/HBO Max	W, 78-74 (OT)
---------	--------------	-------------	---------------

Nov. 25	vs. #17/16 Tennessee	TNT/HBO Max	L, 73-76
---------	----------------------	-------------	----------

Nov. 26	vs. Notre Dame	TNT/HBO Max	W, 66-56
---------	----------------	-------------	----------

Houston Hoops Showdown (Toyota Center • Houston)

Dec. 6	vs. Florida State	Peacock	W, 82-67
--------	-------------------	---------	----------

Dec. 10	JACKSON STATE	ESPN+	W, 80-38
---------	---------------	-------	----------

Dec. 13	NEW ORLEANS	ESPN+	W, 99-57
---------	-------------	-------	----------

Never Forget Tribute Classic (Prudential Center • Newark, N.J.)

Dec. 20	vs. #14/14 Arkansas	CBS/Paramount+	W, 94-85
---------	---------------------	----------------	----------

Dec. 29	MIDDLE TENNESSEE	ESPN+	W, 69-60
---------	------------------	-------	----------

Jan. 3	* at Cincinnati	FOX	W, 67-60
--------	-----------------	-----	----------

Jan. 6	* #14/14 TEXAS TECH	FS1	W, 69-65
--------	---------------------	-----	----------

Jan. 10	* at Baylor	Peacock	W, 77-55
---------	-------------	---------	----------

Jan. 13	* WEST VIRGINIA	FS1	W, 77-48
---------	-----------------	-----	----------

Jan. 18	* ARIZONA STATE	ESPN	W, 103-73
---------	-----------------	------	-----------

Jan. 24	* at #12/12 Texas Tech	ESPN	L, 86-90
---------	------------------------	------	----------

Jan. 28	* at TCU	ESPN2	W, 79-70
---------	----------	-------	----------

Jan. 31	* CINCINNATI	FOX	W, 76-54
---------	--------------	-----	----------

Feb. 4	* rv/rv UCF	FS1	W, 79-55
--------	-------------	-----	----------

Feb. 7	* at #16/14 BYU	ESPN	W, 77-66
--------	-----------------	------	----------

Feb. 10	* at Utah	ESPN2	W, 66-52
---------	-----------	-------	----------

Feb. 14	* KANSAS STATE	Peacock	3 p.m.
---------	----------------	---------	--------

Feb. 16	* at #5/4 Iowa State	ESPN	8 p.m.
---------	----------------------	------	--------

Feb. 21	* #1/1 ARIZONA	ABC	2 p.m.
---------	----------------	-----	--------

Feb. 23	* at #9/9 Kansas	ESPN	8 p.m.
---------	------------------	------	--------

Feb. 28	* COLORADO	ESPN/2	11 a.m.
---------	------------	--------	---------

March 4	* BAYLOR	ESPN2	8 p.m.
---------	----------	-------	--------

March 7	* at Oklahoma State	CBS	11 a.m.
---------	---------------------	-----	---------

Phillips 66 Big 12 Championship (T-Mobile Center • Kansas City, Mo.)

March 10-14	vs. TBA	TBA	TBA
-------------	---------	-----	-----

NCAA Tournament First Four (UD Arena • Dayton, Ohio)

March 17-18	vs. TBA	TBA	TBA
-------------	---------	-----	-----

NCAA Tournament First/Second Rounds (Site TBA)

March 19-22	vs. TBA	TBA	TBA
-------------	---------	-----	-----

NCAA Tournament Midwest Regional (Site TBA)

March 26-29	vs. TBA	TBA	TBA
-------------	---------	-----	-----

NCAA Tournament Final Four (Lucas Oil Stadium • Indianapolis)

April 4	vs. TBA	TBA	TBA
---------	---------	-----	-----

NCAA Tournament National Championship (Lucas Oil Stadium • Indianapolis)

April 6	vs. TBA	TBA	TBA
---------	---------	-----	-----

Home Games played in Fertitta Center and listed in **BOLD CAPS**

All times are Central and subject to change

Rankings listed as Associated Press/USA TODAY Sports Coaches'

All games can be heard on **950 AM KPRC & Varsity Network app**#3/3 HOUSTON COUGARS (22-2 • 10-1 Big 12)
vs. KANSAS STATE WILDCATS (10-14 • 1-10 Big 12)

3 p.m. • Saturday, February 14, 2026

Fertitta Center (7,035) • Houston

Peacock | 950 AM KPRC

Varsity Network app | SiriusXM Ch. 117/198

#3/3 HOUSTON MEETS KANSAS STATE in FERTITTA CENTER on SATURDAY

• Winners of its last five and 16 of its last 17 games, #3/3 Houston returns to the friendly confines of Fertitta Center to play host to Big 12 Conference-rival Kansas State at 3 p.m., Saturday.

• **Fans and media members should note Saturday's 3 p.m., starting time as it was recently changed from earlier published schedules.**

• The Cougars enter Saturday's game following a 66-52 win at Utah on Tuesday night. Houston became the second team in league history to win both road games at BYU and at Utah since the two schools joined the Big 12.

• Senior guard **Emanuel Sharp** etched his name in the record book in impressive fashion draining a career-high eight 3-pointers against the Utes to move past guard **Marcus Sasser** and set the Houston career record with 277 treys.

• Houston has won its last 17 home games and 50 of the last 51 contests inside Fertitta Center for the nation's eighth longest home winning streak.

• Saturday's game will be the lone time the Cougars face Kansas State during the regular season.

HEADLINES and STORYLINES

• Houston stood at #3 in both the Associated Press Top 25 and the USA TODAY Sports Coaches polls for February 9. The Cougars have been ranked in each of the last 120 AP polls for the nation's longest active streak and the 14th longest streak in NCAA history. The streak includes 25 straight weeks in the AP Top 10.

• Since 2017-18, Houston is the nation's winningest team with a 265-46 record. The Cougars also are the nation's winningest team over the last 2+ (89), 3+ (122), 4+ (154), 5+ (181), 6+ (204) and 7+ (238) seasons.

• With his Cougars' win over Lehigh on Nov. 3, Houston **Head Coach Kelvin Sampson** recorded the 800th win of his career and the 300th victory during his time in Houston. He became only the 17th coach in NCAA history (with 10+ years at Division I level) to record 800 victories and now has 821 in his career to rank 14th in NCAA history.

• A first-time nominee this year, **Head Coach Kelvin Sampson** moved one step closer to the Naismith Hall of Fame when he was selected as one of 21 finalists on February. Sampson's name now will be sent to the Honors Committee for voting with the Hall of Fame Class of 2026 unveiled during NCAA Final Four weekend in Indianapolis on April 4-6. Earlier this season, Sampson was selected to the North Carolina Sports Hall of Fame Class of 2026 on May 1 in Greensboro, N.C. Following Houston's win over Cincinnati on January 31, **Vice President for Athletics Eddie Nuñez** announced that Sampson would be inducted into the Houston Athletics Hall of Honor later this fall.

• Senior guard **Emanuel Sharp** continues to rise on UH career charts. The four-year letterman is now fourth in wins (117), 12th in points (1,521) and became the Cougars' career-3-point field goal leader with 277 after draining eight treys in Tuesday's win at Utah.

• With 1.5 blocks and 1.6 steals per game, junior forward and National Defensive Player of the Year candidate **Joseph Tugler** is the only student-athlete to rank among the Big 12's Top-15 leaders in both categories.

SETTING the SCENE

Television: **Peacock**

James Westling (xpr)

Jordan Cornette (analyst)

Radio: **KPRC 950 AM /**

Varsity Network app /

SiriusXM Ch. 117/198

Jeremy Branham (xpr)

Elvin Hayes (analyst)

Pregame show begins at 2:45 p.m.

Series vs. KSU: **Series tied 5-5**

Lone regular-season meeting in 2025-26

Third straight season schools will play

Houston won last two, three of last four

Houston won last, 87-57

Bramlage Coliseum • Manhattan, Kan.

Jan. 11, 2025

Houston won last, two of last three in Houston

Houston won last in Houston, 74-52

Fertitta Center • Houston • Jan. 27, 2024

Houston leads 1-0 in Fertitta Center

Houston won last in Houston, 74-52

Fertitta Center • Houston • Jan. 27, 2024

Houston Head Coach: **Kelvin Sampson**

(UNC Pembroke '78)

Career Record: 821-356 (37th year)

Houston Record: 321-86 (12th year)

vs. KSU: 13-4

(2-0 with Houston; 11-4 with Oklahoma)

vs. **Jerome Tang**: 2-0

(2-0 with Houston)

KSU Head Coach: **Jerome Tang**

(Kansas State '07)

Career Record: 73-56 (5th yr.)

KSU Record: 71-56 (4th yr.)

vs. Houston: 0-2

(0-2 with KSU)

vs. **Kelvin Sampson**: 0-2

(0-2 with KSU)

Up Next: **at #7/7 Iowa State**

8 p.m. • Monday, February 16

Hilton Coliseum • Ames, Iowa

950 AM KPRC

Varsity Network app • SiriusXM app

X f @UHCougarMBK

#ForTheCity

#GoCoogs

THE KELVIN SAMPSON RADIO SHOW

J Bar M Barbecue • 2201 Leeland St.

7 p.m. • Throughout Big 12 season

Head Coach Kelvin Sampson holds his weekly radio show inside J Bar M Barbecue (2201 Leeland St., Houston, 77003).

Hosted by **Jeremy Branham**, the show airs from 7 to 8 p.m., during the Big 12 Conference season.

Each week, Coach Sampson and Jeremy discuss the latest news about Houston Basketball, the Big 12 Conference, the NCAA and more. Student-athlete and coaching and support staff guests



also join Coach and Jeremy on shows.

Fans can tune in to 950 AM KPRC or listen via the Varsity Network app.

Fans can participate by tweeting questions to @UHCougarMBK.

Tue., Dec. 30

Thur., Jan. 8

Thur., Jan. 15

Wed., Jan. 21

Thur., Jan. 29

Thur., Feb. 5

Thur., Feb. 12

Wed. Feb. 18

Thur., Feb. 26

Thur., March 5

March 9 or 10

March 16 or 17

HOUSTON COUGARS at a GLANCE (based on previous game starters)

PROBABLE STARTERS	Pos.	Ht.	Wt.	Cl.-Exp.	Hometown	G-GS	PPG	RPG	Other
7 Milos Uzan	G	6-4	195	Sr.-1L	Las Vegas, Nev.	24-24	11.2	2.6	3.9 apg
4 Kingston Flemings	G	6-4	190	Fr.-HS	San Antonio, Texas	24-24	16.6	3.5	50.7 FG%
21 Emanuel Sharp	G	6-3	205	r-Sr.-3L	Tampa, Fla.	24-24	16.3	3.0	38.5 3FG%
5 Chris Cenac Jr.	C	6-11	240	Fr.-HS	New Orleans, La.	24-24	9.7	7.5	5.5 drpg
11 Joseph Tugler	F	6-8	230	r-Jr.-2L	Monroe, La.	24-24	8.0	5.6	1.5 blk/1.5 spg

RESERVES	Pos.	Ht.	Wt.	Cl.-Exp.	Hometown	G-GS	PPG	RPG	Other
14 Kalifa Sakho	C	6-11	230	Gr.-TR	Rouen, France	21-0	2.2	2.7	1.1 orpg
3 Ramon Walker Jr.	G	6-5	215	r-Gr.-4L	Pearland, Texas	22-0	2.9	2.4	1.0 orpg
1 Isiah Harwell	G	6-6	220	Fr.-HS	Pocatello, Idaho	22-0	4.8	2.5	0.8 apg
25 Mercy Miller	G	6-4	200	So.-1L	Los Angeles, Calif.	23-0	4.4	1.3	0.5 spg
24 Chase McCarty	F	6-5	215	r-Fr.-RS	Madison, Ala.	22-0	3.1	2.1	1.0 orpg
8 Cedric Lath	C	6-10	265	r-Jr.-2L	Abidjan, Ivory Coast	14-0	0.6	0.6	0.5 orpg
13 Jacob McFarland	C	6-11	225	r-So.-SQ	Moreno Valley, Calif.	2-0	0.0	1.4	1.0 drpg
0 Kordel Jefferson	G	6-3	195	r-So.-1L	Bogue Chitto, Miss.	3-0	1.3	0.7	40.0 FG%
6 Bryce Jackson	G	6-6	210	Fr.-HS	Pearland, Texas	Has not competed — Will redshirt			

QUICK FACTS

GENERAL INFORMATION

Location:	Houston, Texas
Founded:	1927
Enrollment:	47,981
Nickname:	Cougars
Colors:	Scarlet (PMS 186) and White
Arena (capacity):	Fertitta Center (7,035)
Court Name:	Penick Court
Affiliation:	NCAA Division I
Conference:	Big 12
President/Chancellor:	Dr. Renu Khator
Vice President for Athletics:	Eddie Nuñez
NCAA Faculty Representative:	Dr. Jason Porter
Athletics Ticket Office Phone:	(713) 60-COUGS (462-6647)

COACHING STAFF

Head Coach:	Kelvin Sampson (UNC Pembroke '78)
Record at Houston:	321-86 (12th yr.)
Career Record:	821-356 (37th yr.)
Assistant Coaches:	Kellen Sampson, K.C. Beard, Mike Ekanem
Special Assistant to the Head Coach/Assistant Coach:	Hollis Price
Director of Player Development/Assistant Coach:	Anthony Goldwire

SUPPORT STAFF

Chief of Staff:	Lauren Sampson
Director of Operations & Basketball Strategy:	Bobby Champagne
Video Coordinator:	Matthew McDonald
Associate AD for Sports Medicine:	John Houston
Director of Sports Performance:	Alan Bishop
Director of Program Strategy & Player Relations:	Bilal Batley
Associate Director of Operations:	Will Finch
Assistant Sports Performance Coach:	Eric Johanning
Internal Operations:	Ryan Elvin, Justin Whatley, Matthew Criswell
Graduate Assistant Athletics Trainer:	Cormia Lewis
Student Managers:	Ciarra Merchant, Brady Wilkes, Kendal White, Andrew Gonzalez, Taelyn Harris, Noah Whiteley, KP Arnold, Joshua Watson, Beamer Williams

TEAM INFORMATION

2024-25 Record:	35-5
2024-25 Big 12 Finish:	19-1 (Champions)
2024-25 Big 12 Championship Finish:	3-0 (Champions)
Starters Returning/Lost:	3 / 2
Lettermen Returning/Lost:	7 / 5
Squad Members/Redshirts Returning:	1 / 1
Newcomers:	5
Returning Scoring:	26.8% (791 of 2,946 pts.)
Returning Rebounding:	29.4% (434 of 1,475 rebs.)
Returning Assists:	51.4% (247 of 483 asts.)

FERTITTA CENTER

Capacity:	7,035
Record:	121-7 (.945)
Current Streak:	Won, 17 games (since Feb. 4, 2025)
Won 50 of last 51 (L, 81-82 OT, vs. #22/19 Texas Tech, Feb. 1, 2025)	
First Game:	W, 65-61, vs. #18/21 Oregon (Dec. 1, 2018)
Attendance:	826,547 (6,458 avg.)
Renovation Cost:	\$60 million
Architects:	PGAL and AECOM
Project Manager:	Turner Construction

HISTORY

First Season:	1946
All-Time Record:	1,493-889 (.627)
NCAA Tournament Appearances / Last:	26 / 2025
Postseason Record (NCAA & NIT):	50-41 (.549)
National Championship Appearances:	3 (2025, 1984, 1983)
Final Four Appearances:	7 (2025, 2021, 1984, 1983, 1982, 1968, 1967)
Elite Eight Appearances:	8 (2025, 2022, 2021, 1984, 1983, 1982, 1968, 1967)
Sweet 16 Appearances:	17 (2025, 2024, 2023, 2022, 2021, 2019, 1983, 1982, 1971, 1970, 1968, 1967, 1966, 1965, 1961, 1956)
Last NCAA Appearance:	2025 NCAA Tournament Finalist
Conference Regular-Season Championships / Last:	13 (2024-25)
Conference Tournament Championships / Last:	9 (2025)
NIT Appearances:	11 (2017, 2016, 2006, 2005, 2002, 1993, 1991, 1988, 1985, 1977, 1962)
Last NIT Appearance:	2017 (lost to Akron, First Round)

ATHLETICS COMMUNICATIONS

Assistant AD / Primary Basketball Contact:	Jeff Conrad
Office / Cell Phone:	(713) 743-9410 / (713) 557-3841
Email:	jaconrad@central.uh.edu

2025-26 HOUSTON COUGARS

No.	Name	Pos.	Ht.	Wt.	Cl.-Exp.	Hometown-High School (Last School)
0	Kordel Jefferson	G	6-3	195	r-So.-1L	Bogue Chitto, Miss.-James Martin (Arlington, Texas)
1	Isiah Harwell	G	6-6	220	Fr.-HS	Pocatello, Idaho-Wasatch Academy (Mount Pleasant, Utah)
3	Ramon Walker Jr.	G	6-5	215	r-Gr.-4L	Pearland, Texas-Shadow Creek
4	Kingston Flemings	G	6-4	190	Fr.-HS	San Antonio, Texas-William J. Brennan
5	Chris Cenac Jr.	F/C	6-11	240	Fr.-HS	New Orleans, La.-Link Academy [Branson, Mo.]
6	Bryce Jackson	G	6-6	210	Fr.-HS	Pearland, Texas-Shadow Creek
7	Milos Uzan	G	6-4	195	Sr.-1L	Las Vegas, Nev.-Desert Pines (Oklahoma)
8	Cedric Lath	C	6-10	265	r-Jr.-2L	Abidjan, Ivory Coast-Balboa School [San Diego, Calif.]
11	Joseph Tugler	F	6-8	230	r-Jr.-2L	Monroe, La.-Cypress Falls [Houston]
13	Jacob McFarland	C	6-11	225	r-So.-SQ	Moreno Valley, Calif.-Rancho Verde
14	Kalifa Sakho	C	6-11	230	Gr.-TR	Rouen, France-Auguste Renoir School (Sam Houston/Utah State/South Plains College)
21	Emanuel Sharp	G	6-3	205	r-Sr.-3L	Tampa, Fla.-Bishop McLaughlin Catholic School
24	Chase McCarty	F	6-5	215	r-Fr.-RS	Madison, Ala.-IMG Academy [Bradenton, Fla.]
25	Mercy Miller	G	6-4	200	So.-1L	Los Angeles, Calif.-Notre Dame

COACHING STAFF

Head Coach:	Kelvin Sampson (UNC Pembroke '78), 12th season
Assistant Coach:	Kellen Sampson (Oklahoma '07), 12th season
Assistant Coach:	K.C. Beard (Boise State '08), 12th season overall
Assistant Coach:	Mike Ekanem (Texas Lutheran '07), 1st season
Special Assistant to the Head Coach/Assistant Coach:	Hollis Price (Oklahoma '11), 12th season
Director of Player Development/Assistant Coach:	Anthony Goldwire (Houston '20), 6th season

SUPPORT STAFF

Chief of Staff:	Lauren Sampson (Oklahoma '04)
Director of Operations & Basketball Strategy:	Bobby Champagne (South Alabama '90)
Video Coordinator:	Matthew McDonald (Houston '19)
Associate AD for Sports Medicine:	John Houston (Texas Tech '91)
Director of Sports Performance:	Alan Bishop (Utah State '09)
Director of Program Strategy & Player Relations:	Bilal Batley (Oklahoma '07)
Associate Director of Operations:	Will Finch (Indiana '07)
Assistant Director of Sports Performance:	Eric Johanning (Murray State '22)
Internal Operations:	Ryan Elvin (Houston '23); Justin Whatley (North Carolina Central '21); Matthew Criswell (Houston '25)
Graduate Assistant Athletics Trainer:	Cormia Lewis (Our Lady of the Lake '24)
Student Managers:	Ciarra Merchant, Brady Wilkes, Kendal White, Andrew Gonzalez, Taelyn Harris, Noah Whiteley, KP Arnold, Joshua Watson, Beamer Williams

PRONUNCIATION GUIDE

Names	
Chris CENAC Jr.	Suh-Nack
Bobby CHAMPAGNE	Sham-Pain
ISIAH Harwell	I-Zay-Uh
KORDEL Jefferson	Kor-Dell
CEDRIC LATH	Said-Rick Lot
Chase McCARTY	Muh-Car-Tee
Jacob McFARLAND	Mick-Far-Land
KALIFA SAKHO	Kuh-Lee-Fuh Sah-Ko
EMANUEL Sharp	E-Man-Yul
Joseph TUGLER	Tug-Lur
MILOS UZAN	My-Los (rhymes with dose) You-Zan

Hometowns	
ABIDJAN, Ivory Coast	Ah-Buh-Jahn
BOGUE CHITTO, Miss.	Bo-Guh Chit-O
POCATELLO, Idaho	Po-Kuh-Tell-O
MORENO Valley, Calif.	More-A-No
PEARLAND, Texas	Pair-Land
ROUEN, France	Roo-Ahn



HOUSTON x JORDAN BRAND

- In April 2018, the Cougars became the seventh school to be selected to join the Jordan Brand family.
- Houston is one of 12 schools to wear the Jumpman logo, joining North Carolina, Michigan, Oklahoma, Florida, Georgetown, Marquette, San Diego State, UCLA, Morehouse, Howard and Cincinnati.
- In December 2020, Houston Women's Basketball joined the Jumpman roster.

UP NEXT

- Following Saturday's game, the Cougars take on #5/4 Iowa State at 8 p.m., Monday, February 16, inside Hilton Coliseum in Ames, Iowa. That game will air on ESPN.
- Houston then plays host to #1/1 Arizona at 2 p.m., Saturday, February 21, inside Fertitta Center. That game will air on ESPN.
- From there, the Cougars meet #9/9 Kansas at 8 p.m., Monday, February 23, inside Allen Fieldhouse in Lawrence, Kan. That game will air on ESPN.
- All Houston Men's Basketball games can be heard on 950 AM KPRC, the Varsity Network app and Sirius XM Radio.



HOUSTON JOINS BIG 12

- The University of Houston Athletics Department officially entered a new era when it joined the Big 12 Conference on July 1, 2023.

- Cougars teamed with BYU, Cincinnati and UCF to join the league prior to the 2023-24 season.
- The University of Houston accepted an invitation to join the league on Sept. 9, 2021.
- In 2024-25, the league welcomed Arizona, Arizona State, Colorado and Utah to the 16-team Big 12.

NET NOTES

- Houston stood at #4 in the NET rankings through February 8. Kansas State was ranked #104.
- Ranking system relies on game results, strength of schedule, game location, scoring margin, net offensive and defensive efficiency and qualities of wins and losses.
- Using the quadrant system, the quality of wins and losses will be organized based on game location and the opponent's NET ranking.
- Quadrant 1: Home** 1-30 | **Neutral** 1-50 | **Away** 1-75
- Quadrant 2: Home** 31-75 | **Neutral** 51-100 | **Away** 76-135
- Quadrant 3: Home** 76-160 | **Neutral** 101-200 | **Away** 135-240
- Quadrant 4: Home** 161-353 | **Neutral** 201-353 | **Away** 241-353
- Replaced RPI as primary sorting tool for evaluating teams. Approved in July 2019 after consultation with Division I Men's Basketball Committee, National Association of Basketball Coaches, top basketball analytics and Google Cloud Professional Services.

TEAM COMPARISON

Category	UH	KSU
Associated Press (as of Feb. 9)	#3	---
USATODAY Sports Coaches (as of Feb. 9)	#3	---
NET ranking (through Feb. 11)	#4	#104
KenPom (through Feb. 11)	4th (+33.73)	105th (+6.47)
Offensive Efficiency	7th (125.9)	85th (114.2)
Defensive Efficiency	7th (92.2)	149th (107.7)
ESPN BPI (through Feb. 8)	4th (23.4)	85th (6.9)
Overall Record	22-2	10-14
Conference	Big 12	Big 12
Conference Record	10-1 (t-1st)	1-10 (t-15th)
Points	78.3	80.9
Opp. Points	61.2	80.8
Scoring Margin	+17.1	+0.1
Rebounds	36.8	34.8
Opp. Rebounds	33.3	36.4
Rebounding Margin	+3.5	-1.6
Field Goal Pct.	45.5	46.1
Opp. Field Goal Pct.	39.5	45.5
3-Point Pct.	34.1	36.6
Opp. 3-Point Pct.	31.1	34.1
3-Point FG per game	8.9	10.0
Free Throw Pct.	77.3	71.4
Opp. Free Throw Pct.	68.0	72.2
Free Throws Made per Game	12.3	11.6
Personal Fouls	18.1	19.3
Assists	15.3	18.0
Turnovers	8.0	12.6
Turnovers Forced	14.7	12.9
Turnover Margin	+6.7	0.0
Assist/Turnover Ratio	1.9	1.4
Blocked Shots	3.8	3.8
Steals	8.3	6.8

KELVIN SAMPSON vs. KANSAS STATE (13-4) Houston 2-0 • Oklahoma 11-4 7-1 Home • 5-3 Road • 1-0 Neutral

with Houston (2-0)

Jan. 11, 2025	W	87-57	Manhattan, Kan.
Jan. 27, 2024	W	74-52	Fertitta Center

with Oklahoma (0-0)

Feb. 25, 2006	W	71-70	Norman, Okla.
Feb. 19, 2005	W	69-68	Manhattan, Kan.
Jan. 24, 2004	W	61-49	Norman, Okla.
Feb. 1, 2003	W	91-89 (OT)	Manhattan, Kan.
Big 12 Championship Quarterfinals			
March 8, 2002	W	63-52	Kansas City, Mo.
Feb. 16, 2002	W	73-62	Norman, Okla.
Jan. 20, 2001	W	64-63 (OT)	Manhattan, Kan.
Feb. 8, 2000	W	85-64	Norman, Okla.
Jan. 23, 1999	L	51-66	Manhattan, Kan.
Jan. 7, 1998	W	71-64	Norman, Okla.
Feb. 8, 1997	L	63-67	Manhattan, Kan.
Jan. 20, 1996	L	60-75	Norman, Okla.
Jan. 9, 1996	W	64-59	Manhattan, Kan.
Feb. 8, 1995	W	81-66	Norman, Okla.
Jan. 25, 1995	L	77-87	Manhattan, Kan.

KELVIN SAMPSON vs. JEROME TANG (2-0) Houston 2-0 1-0 Home • 1-0 Road

Sampson (Houston) v. Tang (Kansas State) (2-0)

Jan. 11, 2025	W	87-57	Manhattan, Kan.
Jan. 27, 2024	W	74-52	Fertitta Center

six attempts on the way to a game- and career-high eight 3-pointers against the Utes. He finished with a game-high 27 points. • With his 3-point total, Sharp became the Cougars' career leader in 3-point field goals. He moved past guard **Marcus Sasser** (276, 2019-23) for the top spot in the Houston records book.

WHAT A DAY FOR KINGSTON!

• Freshman point guard **Kingston Flemings** etched his name in the Houston records book with his 42-point performance at #12/12 Texas Tech on January 26.
• Flemings' point total tied as the 17th-highest in Houston single-game history.
• Flemings set a Houston freshman single-game scoring record with his total. He moved past the previous high of 34 points by guard **Rob Williams** against Rice on February 25, 1980.
• It was the third-highest scoring total by any Cougar of any class in a road game. His mark trailed only center **Elvin Hayes**' 50 points at Centenary (February 10, 1968) and center **Don Boldebeck**'s 50 points at Sam Houston (February 17, 1955)... Flemings equaled the mark by guard **Tim Moore** (at Baylor, January 22, 1999), guard **Otis Birdsong** (at UCLA, January 2, 1977; and at Rice, February 7, 1976) and Hayes (at UNLV, January 31, 1996).
• Flemings teamed with BYU's AJ Dybantsa (43 pts., vs. Utah) to become the first Big 12 freshmen to score 40+ points on the same day. That duo teamed with Illinois' Keaton Wagler (46 pts., vs. Purdue) to become the first freshman trio to score 40+ points on the same day.

WITH A WIN...

• Houston improves to 23-2 in 2025-26. The Cougars move to 11-1 in Big 12 Conference play.
• The Cougars win their sixth straight game and for the 17th time in the last 18 contests.
• Houston improves to 1,494-889 in its history.
• The Cougars record the 22nd 23-win season in school history.
• Houston wins its 18th straight home game and its 51st in the last 52 contests inside Fertitta Center. The Cougars improve to 122-7 in the facility's history since it opened on December 1, 2018.

HOUSTON FRESHMAN SINGLE-GAME SCORING LEADERS

Rk.	Pts.	Player	Opponent	Date
1.	42	Kingston Flemings	at #12/12 Texas Tech	1/24/26
2.	34	Rob Williams	Rice	2/25/80
3.	31	Lanny Smith	Southern Miss	2/3/04

HOUSTON SINGLE-GAME SCORING LEADERS in ROAD GAMES

Rk.	No.	Player	Opponent	Date
t1.	50	Elvin Hayes (Sr.)	at Centenary	2/10/68
		Don Boldebeck (Jr.)	at Sam Houston State	2/17/55
t3.	42	Kingston Flemings (Fr.)	at #12/12 Texas Tech	1/24/26
		Tim Moore (So.)	at Baylor	1/22/1994
		Otis Birdsong (Sr.)	at #8 UCLA	1/2/1977
		Otis Birdsong (Jr.)	at Rice	2/7/1976
		Elvin Hayes (Jr.)	at UNLV	1/31/1967
t8.	41	Robert McKiver (Sr.)	at UAB	2/20/2008
		Greg Anderson (Jr.)	at Arizona State	12/6/1986
t10.	40	Rob Williams (So.)	at Texas	1/10/1981
		Dwight Davis (Sr.)	at Jacksonville	2/28/1972
		Elvin Hayes (Sr.)	at Hardin-Simmons	2/26/1968

ONE STEP CLOSER...

• Houston Head Coach **Kelvin Sampson** took a step closer to the Naismith Basketball Hall of Fame when he was named one of 21 Finalists by the Hall on February 11.

• In more than 36 seasons as a head coach, Sampson has compiled an 821-356 record with 20 NCAA Tournament appearances during his career. He is one of only 15 coaches in NCAA history to lead 4+ schools to the NCAA Tournament and is one of only 16 coaches to lead multiple schools to the NCAA Final Four.

• In his career, he has been named a National Coach of the Year 14 times with five honors during the 2023-24 season alone. Sampson has received 10 conference Coach of the Year awards from five different leagues and guided every program he has led to multiple 20-win seasons during his stints.

• In more than 11 seasons at Houston, Sampson has led the Cougars to seven consecutive NCAA Tournament appearances — including the 2025 NCAA National Championship Game and the 2021 NCAA Final Four — six American Athletic Conference titles, two Big 12 Conference regular-season crowns and one Big 12 Tournament championship. He became the second-winningest coach in Houston history during the 2020-21 season and ranks as the school's career leader with a .789 winning percentage.

• Sampson is the only coach in Houston history to lead the Cougars to five, six, seven, eight, nine, 10 and 11 consecutive 20-win seasons as well as three and four consecutive 30-win campaigns.

• His name now will be presented to the Honors Committee, consisting of Hall of Famers, basketball executives and administrators, media members and other experts in the game of basketball.

• A finalist must receive a minimum of 18 votes from the Honors Committee to be enshrined in the Naismith Basketball Hall of Fame.

• The Naismith Basketball Hall of Fame Class of 2026 will be announced at 11 a.m., April 4, in a live broadcast on ESPN2 during Final Four weekend.

BREAKING A RECORD IN STYLE

• Senior guard **Emanuel Sharp** etched his name into the Houston records book in impressive fashion during the Cougars' road win at Utah on February 10.

• After missing his first 3-point attempt, Sharp proceeded to drain his next

• Houston improves to 6-5 in the series against Kansas State.

• The Cougars move to 4-1 in home games against Kansas State in Houston, including a 2-0 mark in Fertitta Center.

• Houston, as a ranked (AP) team, moves to 5-2 when facing Kansas State. Houston, as a ranked (AP) team, moves to 3-0 against Kansas State in home games played in Houston, including a 2-0 mark in Fertitta Center.

• Houston Head Coach **Kelvin Sampson** improves to 822-356 during his career and moves to 322-86 during his Houston tenure.

• Sampson records the 23rd 22-win season during his career.

• Sampson improves to 14-4 against Kansas State during his career with a 3-0 mark with Houston.

• Sampson moves to 8-1 in home games against Kansas State during his career, including a 2-0 record inside Fertitta Center with Houston.

• Sampson moves to 3-0 against Kansas State Head Coach **Jerome Tang** during their careers. Sampson moves to 2-0 against Jensen in home games inside Fertitta Center.

• Senior guard **Emanuel Sharp** competes in the 118th win of his Houston career (provided he plays). Sharp would improve to 117-14 in his career.

HOUSTON'S RECORD ...

Category	2025-26 Record	Pct.	Sampson Era Record	Pct.
All Games	22-2	.917	321-86	.789
Conference Games	10-1	.909	161-49	.767
Big 12 Games	10-1	.909	44-5	.898
American Games	—	—	117-44	.727
Non-Conference Games	12-1	.923	160-37	.812
Postseason Games	0-0	.000	36-16	.692
Home Games	12-0	1.000	176-24	.880
Away Games	5-1	.833	83-42	.664
Neutral-Site Games	5-1	.833	62-20	.756
vs. Ranked Opponents	4-2	.667	36-26	.581
vs. Unranked Opponents	18-0	1.000	285-60	.826
Winning Opening Tip	17-0	1.000	210-37	.850
Opp. Wins Opening Tip	5-2	.714	111-49	.694
Scoring First	16-1	.941	218-33	.869
Opp. Scores First	6-1	.857	103-53	.660
Leading at Halftime	20-1	.952	277-32	.896
Trailing at Halftime	1-1	.500	41-51	.446
Tied at Halftime	1-0	1.000	3-3	.500
Leading With 5:00 Remaining	21-0	1.000	303-19	.941
Trailing With 5:00 Remaining	1-2	.333	13-62	.173
Tied With 5:00 Remaining	0-0	.000	5-4	.556
in Overtime	1-0	1.000	10-7	.588
Shooting 40+ Percent	18-2	.900	271-37	.880
Shooting 35-39.99 Percent	3-0	1.000	38-31	.551
Shooting <35 Percent	1-0	1.000	12-18	.379
Opp. Shoots 40+ Percent	7-2	.778	107-75	.588
Opp. Shoots 35-39.99 Percent	9-0	1.000	94-7	.931
Opp. Shoots <35 Percent	6-0	1.000	120-4	.968
More 3-Pointers than Opp.	16-1	.941	212-38	.848
Fewer 3-Pointers than Opp.	5-1	.833	79-40	.664
Equal 3-Pointers as Opp.	1-0	1.000	30-8	.789
More Free Throws than Opp.	8-0	1.000	157-17	.902
Fewer Free Throws than Opp.	14-2	.875	149-68	.687
Equal Free Throws as Opp.	0-0	.000	15-1	.938
More Rebounds than Opp.	17-0	1.000	252-36	.875
Fewer Rebounds than Opp.	4-2	.667	61-45	.575
Equal Rebounds as Opp.	1-0	1.000	8-5	.615
More Assists than Opp.	16-1	.941	237-24	.908
Fewer Assists than Opp.	5-1	.833	66-55	.545
Equal Assists than Opp.	1-0	1.000	18-7	.720
More Turnovers than Opp.	1-0	1.000	70-34	.673
Fewer Turnovers than Opp.	20-1	.952	233-47	.832
Equal Turnovers than Opp.	1-1	.500	18-5	.783
Scoring 100+ Pts.	1-0	1.000	12-0	1.000
Scoring 90-99 Pts.	3-0	1.000	26-0	1.000
Scoring 80-89 Pts.	2-1	.667	76-7	.916
Scoring 70-79 Pts.	10-1	.909	124-16	.886
Scoring 60-69 Pts.	6-0	1.000	78-34	.696
Scoring <60 Pts.	0-0	.000	5-29	.147
Allowing 100+ Pts.	0-0	.000	0-0	.000
Allowing 90-99 Pts.	0-1	.000	4-2	.667
Allowing 80-89 Pts.	1-0	1.000	6-17	.261
Allowing 70-79 Pts.	4-1	.800	32-30	.516
Allowing 60-69 Pts.	6-0	1.000	99-28	.780
Allowing <60 Pts.	11-0	1.000	180-8	.957
Games Decided By 1-3 Pts.	1-1	.500	22-29	.431
Games Decided By 4-6 Pts.	2-1	.667	38-18	.679
Games Decided By 7-10 Pts.	5-0	1.000	49-15	.766
Games Decided By 11+ Pts.	14-0	1.000	212-24	.898
November	7-1	.875	58-10	.853
December	5-0	1.000	72-13	.847
January	7-1	.875	70-24	.745
February	2-0	1.000	62-19	.765
March	0-0	.000	57-18	.760
April	0-0	.000	1-2	.333
in White Houston Uniforms	6-1	.857	145-30	.829
in White Cougars Uniforms	6-0	1.000	30-5	.857
in White Throwback Uniforms	3-1	.750	21-3	.875
in Red Houston Uniforms	0-0	.000	46-33	.583
in Red Script Uniforms	0-0	.000	3-2	.600
in Black Houston Uniforms	6-0	1.000	45-8	.849
in Black Cougars Uniforms	0-0	.000	15-3	.833
in Grey Uniforms	0-0	.000	15-1	.929
in Houston Blue Uniforms	1-0	1.000	1-1	.500



2025-26 STANDINGS through games of February 13, 2026

Rk.	School	BIG 12 GAMES			ALL GAMES		
		W	L	Pct.	W	L	Pct.
t1. #3/3 Houston		10	1	.909	22	2	.917
t1.	#1/1 Arizona	10	1	.909	23	1	.958
t3.	#9/9 Kansas	9	2	.818	19	5	.792
t4.	#5/4 Iowa State	8	3	.827	21	3	.875
t4.	#16/16 Texas Tech	8	3	.727	18	6	.750
t6.	#22/22 BYU	6	5	.545	18	6	.750
t6.	UCF	6	5	.545	17	6	.739
t6.	West Virginia	6	5	.545	15	9	.625
9.	TCU	5	6	.455	15	9	.625
10.	Cincinnati	5	7	.417	13	12	.520
11.	Oklahoma State	4	7	.364	16	8	.667
t12.	Colorado	4	8	.333	14	11	.560
t12.	Arizona State	4	8	.333	13	12	.520
14.	Baylor	3	9	.250	13	11	.542
t15.	Kansas State	1	10	.091	10	14	.417
t15.	Utah	1	10	.091	9	15	.375

UPCOMING GAMES

Sat., Feb. 14	*Kansas State at #3/3 Houston	8pm. Peacock
	*TCU at Oklahoma State	11 a.m. ESPN2
	*#9/9 Kansas at #5/4 Iowa State	Noon ABC
	*Colorado at #22/22 BYU	3 p.m. FS1
	*West Virginia at UCF	5 p.m. FS1
	*#16/16 Texas Tech at #1/1 Arizona	6 p.m. ESPN/2
Sun., Feb. 15	*Utah at Cincinnati	11 a.m. ESPN/2
Mon., Feb. 16	*#3/3 Houston at #5/4 Iowa State	8pm. ESPN
Tue., Feb. 17	*TCU at UCF	6 p.m. ESPN+
	*Baylor at Kansas State	8 p.m. ESPN/2
	*#16/16 Texas Tech at Arizona State	10pm. ESPN/2
Wed., Feb. 18	*Utah at West Virginia	7:30 p.m. FS1
	*#22/22 BYU at #1/1 Arizona	8pm. ESPN
	*#9/9 Kansas at Oklahoma State	8pm. Peacock
Sat., Feb. 21	*#1/1 Arizona at #3/3 Houston	2pm. ABC
	*Cincinnati at #9/9 Kansas	Noon CBS
	*Kansas State at #16/16 Texas Tech	1:30pm. FOX
	*Oklahoma State at Colorado	2:30pm. TNT
	*Arizona State at Baylor	3 p.m. ESPN/2
	*West Virginia at TCU	4 p.m. Peacock
	*UCF at Utah	8 p.m. ESPN+
	*#5/4 Iowa State at #22/22 BYU	9:30pm. ESPN
Mon., Feb. 23	*#3/3 Houston at #9/9 Kansas	8 p.m. ESPN
Tue., Feb. 24	*#1/1 Arizona at Baylor	8 p.m. ESPN2
	*UCF at #22/22 BYU	10 p.m. ESPN/2
	*West Virginia at Oklahoma State	6pm. CBSN
	*Arizona State at TCU	8 p.m. CBSN
	*Cincinnati at Texas Tech	6 p.m. ESPN/2
	*#5/4 Iowa State at Utah	8 p.m. FS1

RECENT GAMES

Wed., Feb. 11	*Cincinnati 91, at Kansas State 62	
	*at #16/16 Texas Tech 78, Colorado 44	
Tue., Feb. 10	*#3/3 Houston 66, at Utah 52	
	*at Arizona State 85, Oklahoma State 76	
	*#22/22 BYU 99, at Baylor 94	
	*at TCU 62, #5/4 Iowa State 55	
Mon., Feb. 9	*at #9/9 Kansas 82, #1/1 Arizona 78	
Sun., Feb. 8	*#13/13 Texas Tech 70, at West Virginia 63	
	*at Cincinnati 92, rv/rv UCF 72	
Sat., Feb. 7	*#8/8 Houston 77, at #16/14 BYU 66	
	*at Colorado 78, Arizona State 70	
	*at #7/7 Iowa State 72, Baylor 69	
	*at #11/11 Kansas 71, Utah 59	
	*at #1/1 Arizona 84, Oklahoma State 47	
	*at TCU 84, Kansas State 82	
Thur., Feb. 5	*West Virginia 59, at Cincinnati 54	
Wed., Feb. 4	*at #8/8 Houston 79, rv/rv UCF 55	
	*at Baylor 86, Colorado 67	
	*at Oklahoma State 99, #16/14 BYU 92	
	*Arizona State 71, at Utah 63	
Mon., Feb. 2	*#11/11 Kansas 64, at #13/13 Texas Tech 61	
Sun., Feb. 1	*at Colorado 87, TCU 61	
	*#8/9 Iowa State 95, at Kansas State 61	
Sat., Jan. 31	*at #10/7 Houston 76, Cincinnati 54	
	*at UCF 88, #11/11 Texas Tech 80	
	*Oklahoma State 81, at Utah 69	
	*Baylor 63, at West Virginia 53	
	*#13/13 BYU at #14/14 Kansas	
	*#1/1 Arizona 87, at Arizona State 74	
Thur., Jan. 29	*at #8/9 Iowa State 97, Colorado 67	

35-WIN TEAMS (1)

Rk.	No.	Record	Year	Head Coach	Postseason
1.	35	35-5	2024-25	Kelvin Sampson	NCAA National Finalist

30-WIN TEAMS (8)

Rk.	No.	Record	Year	Head Coach	Postseason
t2.	33	33-4	2022-23	Kelvin Sampson	NCAA Sweet 16
		33-4	2018-19	Kelvin Sampson	NCAA Sweet 16
t4.	32	32-5	2023-24	Kelvin Sampson	NCAA Sweet 16
		32-6	2021-22	Kelvin Sampson	NCAA Elite Eight
		32-5	1983-84	Guy V. Lewis	NCAA National Finalist
t7.	31	31-3	1982-83	Guy V. Lewis	NCAA National Finalist
		31-2	1967-68	Guy V. Lewis	NCAA Final Four

20-WIN TEAMS (32)

Rk.	No.	Record	Year	Head Coach	Postseason
9.	29	29-8	1976-77	Guy V. Lewis	NIT Runner-Up
10.	28	28-4	2020-21	Kelvin Sampson	NCAA Final Four
t11.	27	27-8	2017-18	Kelvin Sampson	NCAA Second Round
		27-4	1966-67	Guy V. Lewis	NCAA Final Four
t13.	25	25-6	1991-92	Pat Foster	NCAA First Round
		25-8	1989-90	Pat Foster	NCAA First Round
		25-8	1981-82	Guy V. Lewis	NCAA Final Four
		25-8	1977-78	Guy V. Lewis	NCAA First Round
		25-5	1969-70	Guy V. Lewis	NCAA Second Round
t18.	24	24-10	2007-08	Tom Penders	CBI Semifinals
t19.	23	23-8	2019-20	Kelvin Sampson	None – COVID-19
		23-4	1972-73	Guy V. Lewis	NCAA First Round
		23-6	1965-66	Guy V. Lewis	NCAA Second Round
t22.	22	22-2	2025-26	Kelvin Sampson	TBA
t22.	22	22-10	2015-16	Kelvin Sampson	NIT First Round
		22-7	1970-71	Guy V. Lewis	NCAA Second Round
t25.	21	21-11	2016-17	Kelvin Sampson	NIT First Round
		21-12	2008-09	Tom Penders	CBI First Round
		21-10	2005-06	Tom Penders	NIT Second Round
		21-9	1992-93	Pat Foster	NIT First Round
		21-9	1980-81	Guy V. Lewis	NCAA First Round
		21-6	1961-62	Guy V. Lewis	NIT Quarterfinals
t31.	20	20-13	2012-13	James Dickey	CBI Quarterfinals
		20-7	1971-72	Guy V. Lewis	NCAA First Round

HOUSTON in NATIONAL POLLS

• Houston stood at #3 in both the Associated Press (1,275 pts.) and the USA TODAY Sports Coaches (667 pts.) polls, as of February 9.

• With the February 9 rankings, Houston was ranked in the AP Top 25 for the 265th week in program history.

• With the February 9 rankings, Houston owns the nation's longest active streak of being ranked at 120 consecutive weeks. That ranks as the 14th longest streak in NCAA history according to [CollegePollArchive.com](https://collegepollarchive.com). Gonzaga previously held the honor at 143 straight weeks before falling out of the Jan. 15, 2024, poll.

Record when Ranked: With its February 10 win at Utah, the Cougars are 410-86 when playing as a ranked (AP) team in program history.

• With the win at Utah, Houston is 22-2 as a ranked (AP) team this season.

as #3: With the February 9 rankings, Houston is competing as the #3 (AP) team for the second week in 2025-26. Following their February 10 win at Utah, the Cougars are 4-1 as the #3 (AP) team this season.

• The Cougars have posted a 31-4 record as the #3 (AP) team during their history.

• Houston has won 25 of its last 26 games as the #3 (AP) team. Only a 76-73 loss to #17/16 Tennessee during the second day of the Players Era Championship inside MGM Grand Garden Arena in Las Vegas prevents a longer streak.

• Saturday's game will be the first time that Houston, as the #3 (AP) team, has faced Kansas State.

vs. Kansas State: Saturday's game will be the sixth time that Houston, as a ranked (AP) team, will face Kansas State.

• The Cougars, as a ranked (AP) team, have posted a 3-02 record against Kansas State during its history.

• Houston, as a ranked (AP) team, is 2-0 against Kansas State in home games played in Houston with a 1-0 record inside Fertitta Center.

• Saturday's game will be the third straight meeting against Kansas State in which Houston was nationally ranked (AP). The Cougars are 2-0 in those games.

in Top 10: With the February 9 rankings, the Cougars appeared in the AP Top 10 for the 160 time in school history.

• The Cougars have appeared in the AP Top 10 in each of the last 25 weeks, beginning with the Jan. 13, 2025, poll. That ranks as the nation's second longest active streak and trails only Duke's 30 straight weeks among the AP Top 10.

Weekly Streaks: With the February 9 rankings, the Cougars extended their school record with their 120th consecutive week ranked among the AP Top 25. The previous mark was 35 straight weeks in the poll from 1967 to 1969.

• The Cougars have appeared in every AP Top 25 poll since Jan. 20, 2020 and own the nation's longest active streak.

• Houston has appeared in the Coaches poll for 102 consecutive weeks, dating back to March 2, 2020.

• The January 13, 2020, polls were the last time Houston did not appear in either the AP or Coaches Top 25 polls.

Season Streaks: This is the ninth straight season in which Houston was ranked for at least one week.

• The Cougars have been ranked in both final national polls in each of the last eight seasons, a first in program history.

Preseason: This was the sixth straight season in which the Cougars were ranked in both national preseason polls.

• That is the longest streak since the Cougars were ranked in the AP preseason poll for eight consecutive seasons from 1966 to 1974.

NATIONAL POLLS

as of February 9, 2026

2025-26 opponents in bold

First place votes in parentheses

Associated Press

Rk.	Team	Record	Pts.
1.	Arizona (59)	23-0	1,475
2.	Michigan	22-1	1,416
3.	Houston	21-2	1,275
4.	Duke	21-2	1,254
5.	Iowa State	21-2	1,247
6.	UConn	22-2	1,227
7.	Nebraska	21-2	1,091
8.	Illinois	20-4	1,060
9.	Kansas	18-5	966
10.	Michigan State	20-4	929
11.	North Carolina	19-4	863
12.	Gonzaga	23-2	803
13.	Purdue	19-4	785
14.	Florida	17-6	718
15.	Virginia	20-3	642
16.	Texas Tech	17-6	549
17.	St. John's	18-5	524
18.	Saint Louis	23-1	422
19.	Vanderbilt	19-4	375
20.	Clemson	20-4	354
21.	Arkansas	17-6	304
22.	BYU	17-6	198
23.	Miami (Ohio)	24-0	195
24.	Louisville	17-6	182
25.	Kentucky	17-7	80

Others receiving votes: Alabama 72, Iowa 69, NC State 31, Tennessee 26, Villanova 17, Utah State 15, Georgia 6, Santa Clara 2, Auburn 2, Saint Mary's (Calif.) 1.

USA TODAY Sports Coaches'

Rk.	Team	Record	Pts.
1.	Arizona (30)	23-0	774
2.	Michigan	22-1	745
3.	Houston	21-2	667
4.	Iowa State	21-2	658
5.	UConn	22-2	649
6.	Duke	21-2	643
7.	Illinois	20-4	563
8.	Nebraska	21-2	538
9.	Kansas	18-5	481
10.	Michigan State	20-4	478
11.	Gonzaga	23-2	455
12.	Purdue	19-4	439
13.	North Carolina	19-4	389
14.	Florida	17-6	381
15.	Virginia	20-3	332
16.	Texas Tech	17-6	318
17.	St. John's	18-5	259
18.	Clemson	20-4	258
19.	Saint Louis	23-1	193
20.	Vanderbilt	19-4	181
21.	Arkansas	17-6	179
22.	BYU	17-6	138
23.	Louisville	17-6	94
24.	Miami (Ohio)	24-0	83
25.	Iowa	18-5	71

Others receiving votes: Kentucky 30; Alabama 24; Villanova 13; NC State 13; Tennessee 10; Utah State 8; Texas A&M 7; Georgia 3; Santa Clara 1.

WEEK-BY-WEEK

Date	AP	Coaches
Preseason	#2 (16) [1,459]	#2 (12) [749]
Week 1 (Nov. 10)	#1 (18) [1,462]	#2 (7) [746]
Week 2 (Nov. 17)	#2 (12) [1,457]	#2 (9) [747]
Week 3 (Nov. 24)	#3 (2) [1,425]	#2 (2) [732]
Week 4 (Dec. 1)	#8 [1,070]	#7 [588]
Week 5 (Dec. 8)	#7 [1,064]	#8 [547]
Week 6 (Dec. 15)	#8 [1,079]	#8 [551]
Week 7 (Dec. 22)	#8 [1,061]	#8 [565]
Week 8 (Dec. 29)	No poll	#8 [570]
Week 9 (Jan. 5)	#7 [1,113]	#7 [584]
Week 10 (Jan. 12)	#7 [1,130]	#7 [579]
Week 11 (Jan. 19)	#6 [1,217]	#6 [629]
Week 12 (Jan. 26)	#10 [983]	#7 [530]
Week 13 (Feb. 2)	#8 [1,067]	#8 [586]
Week 14 (Feb. 9)	#3 [1,275]	#3 [667]
Week 15 (Feb. 16)	---	---
Week 16 (Feb. 23)	---	---
Week 17 (March 2)	---	---
Week 18 (March 9)	---	---
Week 19 (March 16)	---	---
Final (April 7)	---	---

() – First-place votes | [] Poll points

WINNINGEST NCAA DIVISION I TEAMS since 2017-18 through games of February 8, 2026 | 2025-26 opponents in bold

Rk.	School	'25-26 + Prev. 8 Yrs	'25-26 + Prev. 7 Yrs (Rk.)	'25-26 + Prev. 6 Yrs (Rk.)	'25-26 + Prev. 5 Yrs (Rk.)	'25-26 + Prev. 4 Yrs (Rk.)	'25-26 + Prev. 3 Yrs (Rk.)	'25-26 + Prev. 2 Yrs (Rk.)	2025-26	2024-25	2023-24	2022-23	2021-22	2020-21	2019-20	2018-19	2017-18
1.	Houston	265-46	238-38 (1)	205-34 (1)	182-26 (1)	154-22 (1)	122-16 (1)	89-12 (1)	22-2	35-5	32-5	33-4	32-6	28-4	23-8	33-4	27-8
2.	Gonzaga	263-41	231-36 (2)	198-32 (2)	167-30 (2)	136-29 (4)	108-25 (4)	77-19 (5)	24-2	26-9	27-8	31-6	28-4	31-1	31-2	33-4	32-5
3.	Duke	242-62	213-54 (3)	181-48 (3)	156-42 (3)	143-31 (2)	111-24 (3)	84-15 (2)	22-2	35-4	27-9	27-9	32-7	13-11	25-6	32-6	29-8
4.	Kansas	231-73	200-65 (4)	174-55 (4)	146-52 (8)	125-43 (8)	91-37	63-29	19-5	21-13	23-11	28-8	34-6	21-9	28-3	26-10	31-8
5.	Purdue	226-77	196-70 (6)	170-60 (8)	154-45 (4)	136-35 (t4)	107-27 (5)	78-21 (4)	20-4	24-12	34-5	29-6	29-8	18-10	16-15	26-10	30-7
6.	Liberty	220-76	198-61 (5)	169-55 (t9)	139-50	116-43	94-33 (t10)	67-24	21-3	28-7	18-14	27-9	22-11	23-6	30-4	29-7	22-15
7.	Tennessee	218-81	192-72 (9)	161-66	144-52 (9)	126-43 (7)	99-35 (7)	74-24 (t7)	17-7	30-8	27-9	25-11	27-8	18-9	17-14	31-6	26-9
8.	Arizona	217-77	190-69 (t10)	173-54 (5)	152-43 (t5)	135-34 (6)	102-30 (6)	74-23 (t7)	23-1	24-13	27-9	28-7	33-4	17-9	21-11	17-15	27-8
9.	Auburn	216-80	190-72 (t10)	160-62	135-56	122-42 (t10)	94-36 (t10)	73-23 (9)	14-10	32-5	27-8	21-13	28-6	13-14	25-6	30-10	26-
10.	San Diego State	215-74	193-63 (t7)	172-50 (6)	142-48 (t0)	119-43	96-34 (9)	64-27	17-6	21-10	26-11	32-7	23-9	23-5	30-2	21-13	22-11
t11.	Belmont	213-73	189-64	162-58	136-51	110-47	85-39	64-28	22-4	22-11	20-13	21-11	25-8	26-4	26-7	27-6	24-9
t11.	Michigan State	213-86	183-81	151-74	129-65	114-52	91-39	70-26	20-4	30-7	20-15	21-13	23-13	15-13	22-9	32-7	30-5
13.	Virginia	212-73	181-70	146-67	123-60	105-53	84-39	59-31	21-3	15-17	23-11	25-8	21-14	18-7	23-7	35-3	31-3
14.	Drake	210-90	193-73 (t7)	169-63 (t9)	149-49 (7)	123-44 (9)	98-33 (8)	71-25 (t10)	12-14	31-4	28-7	27-8	25-11	26-5	20-14	24-10	17-17
t15.	Villanova	207-89	171-84	145-74	121-67	103-60	73-52	56-35	19-5	19-14	18-16	17-17	30-8	18-7	24-7	26-10	36-5
t15.	North Carolina	207-98	181-87	152-80	138-61	120-50	91-40	71-27 (t10)	19-5	23-14	29-8	20-13	29-10	18-11	14-19	29-7	26-11
17.	Texas Tech	206-93	179-83	148-76	130-63	112-52	85-42	69-26	18-6	28-9	23-11	16-16	27-10	18-11	18-13	31-7	27-10
18.	Vermont	205-73	178-65	151-58	125-51	115-46	87-40	64-29	15-10	21-12	28-7	23-11	28-6	10-5	26-7	27-7	27-8
19.	Kentucky	202-89	176-78	146-71	121-65	112-49	86-41	64-29	17-7	24-12	23-10	22-12	26-8	9-16	25-6	30-7	26-11
20.	UConn	201-89	187-71	171-54 (7)	152-42 (t5)	137-34 (3)	114-24 (2)	83-16 (3)	23-2	24-11	36-3	31-8	23-10	15-8	19-12	16-17	14-18

HOUSTON vs. RANKED OPPONENTS

• With its February 7 road win at #16/14 BYU in Provo, Utah, Houston has posted a 106-194 record against ranked opponents during its history.

• The Cougars are 4-2 against ranked opponents in 2025-26. Houston finished 11-4 against ranked opponents in 2024-25.

• Houston has won 13 of its last 15 games against ranked opponents dating back to the 2024-25 season.

vs. #16: With its February 7 road win at #16/14 BYU in Provo, Utah, Houston has posted a 2-13 record against schools ranked #16 (AP) during its history.

• The win at #16/14 BYU snapped a five-game losing streak against schools ranked #16 (AP) during Houston's history. Prior to the February win, the Cougars' only previous victory over a #16 (AP) opponent was a 78-71 win over #16 Memphis during the NCAA Tournament Midwest Regional Sweet 16 inside the Arena in St. Louis on March 23, 1984.

ABOUT KANSAS STATE

• Kansas State enters Saturday's game with a 10-14 overall record. The Wildcats are 1-10 in Big 12 Conference play to tie for 15th with Utah.

• The Wildcats have lost their last five games and 10 of its last 11. Only an 81-78 home win over Utah in Manhattan, Kan., on January 20 prevents a longer streak.

• Kansas State is 1-6 in road games this season.

• In its most recent action, Kansas State dropped a 91-62 decision to Cincinnati in Manhattan, Kan., on Wednesday.

• Against Utah, junior guard PJ Haggerty led the Wildcats with 24 points on 11-of-18 shooting and added a pair of steals. Junior wing Taj Manning totaled nine rebounds with four assists, two steals and a pair of blocks to lead Kansas State.

• This season, Haggerty leads Kansas State with 23.3 points and 5.1 rebounds and is second on the team with 4.1 assists and 1.1 steals per game. Junior guard Abdi Bashir Jr. is second with 13.2 points per game while sophomore wing David Castillo stands third with 11.5 points per contest. Senior guard Nate Johnson is the fourth Wildcat averaging double-digit points 11.1 per game.

Head Coach: Jerome Tang is in his fourth full season at Kansas State and his fifth as a collegiate head coach.

• Tang has built a 71-56 record with Kansas State and is 73-56 during his career.

• He previously built a 2-0 record as an interim head coach at Baylor during the 2012-13 season.

• Tang has posted an 0-2 record against Houston during his career with both previous meetings coming during his Kansas State tenure.

• Tang has compiled an 0-2 record against Houston **Head Coach Kelvin Sampson** during their Kansas State and Houston careers, respectively.

• Tang is a 2007 graduate of Kansas State.

HOME SWEET HOME

Since 2015-16, the Cougars have posted a 167-15 (.918) record while competing in three different home venues, including a 140-7 (.952) mark in the last 7+ seasons.

Houston is 121-7 (.945) in the Fertitta Center during the facility's history

Season	Record	Venue (Record)
2025-26	12-0	Fertitta Center
2024-25	16-1	Fertitta Center
2023-24	17-0	Fertitta Center
2022-23	16-2	Fertitta Center
2021-22	16-1	Fertitta Center
2020-21	15-0	Fertitta Center
2019-20	14-2	Fertitta Center
2018-19	19-1	Fertitta Center (15-1) / H&PE Arena (4-0)
2017-18	15-0	H&PE Arena
2016-17	12-5	Hofheinz Pavilion (12-4) / H&PE Arena (0-1)
2015-16	15-3	Hofheinz Pavilion
Totals	167-15	Fertitta Center (121-7); H&PE Arena (19-1); Hofheinz Pavilion (27-7)

SERIES HISTORY vs. KANSAS STATE

• The series against Kansas State is tied at 5-5.

• Saturday's game will be the lone regular-season meeting against Kansas State during the 2025-26 season.

• This marks the third straight season in which the two schools will square off as Big 12 Conference rivals.

• In the most recent meeting, #12/11 Houston took an 87-57 win over Kansas State inside Bramlage Coliseum in Manhattan, Kan., on January 11, 2025.

• In the series' first meeting, the Cougars enjoyed an 86-79 win in Houston on December 21, 1955.

at Home: The Cougars have posted a 3-1 record in home games played in Houston during the series history.

• Houston has won two of its last three home games in the series. Only a 91-90 loss inside Hofheinz Pavilion on December 21, 1974, prevents a longer streak.

• In the most recent home meeting, the #4/4 Cougars took a 74-52 win over the rv/rv Wildcats inside Fertitta Center on January 27, 2024.

• In the first home meeting, the Cougars enjoyed an 86-79 win in Houston on December 21, 1955.

in Fertitta Center: The Cougars have posted a 1-0 record against Kansas State in home games played inside Fertitta Center during the series history.

• In the most recent meeting in Fertitta Center, the #4/4 Cougars took a 74-52 win over the rv/rv Wildcats on January 27, 2024.

KELVIN SAMPSON vs. KANSAS STATE

• Houston **Head Coach Kelvin Sampson** has posted a 13-4 record against Kansas State during his career.

• He has compiled a 2-0 record with Houston and was 11-4 with Oklahoma against Kansas State.

• Sampson's teams have won the last 10 meetings and 11 of the last 12 against Kansas State. Only a 66-51 loss with Oklahoma in Manhattan, Kan., on January 20, 2001, prevents a longer streak.

• In his most recent meeting against Kansas State, Sampson's #12/11 2024-25 Houston team enjoyed an 87-57 win inside in Manhattan, Kan., on January 11, 2025.

• In his first meeting against Kansas State, Sampson's 1994-95 Oklahoma team dropped a 87-77 decision in Manhattan, Kan., on January 25, 1995.

at Home: Sampson has posted a 7-1 home record against Kansas State during his career.

• He has compiled a 1-0 home record with Houston with a 6-1 home mark with Oklahoma.

• Sampson's teams have won the last six home encounters against Kansas State.

• In his most recent home meeting against Kansas State, Sampson's #4/4 2023-24 Houston team claimed a 74-52 win inside Fertitta Center on January 27, 2024.

• In his first home meeting against Kansas State, Sampson's 1994-95 Oklahoma team claimed an 81-66 win in Norman, Okla., on February 8, 1995.

KELVIN SAMPSON vs. JEROME TANG

• Houston **Head Coach Kelvin Sampson** has posted a 2-0 record against Kansas State Head Coach Jerome Tang during their careers.

• Both previous encounters have come during Sampson's Houston and Tang's Kansas State tenures.

In the most recent meeting against Tang, Sampson's #12/11 2024-25 team claimed a 74-52 win in Manhattan, Kan., on January 11, 2025.

In the first meeting against Tang, Sampson's #4/4 2023-24 team claimed a 74-52 win over Tang's rv/rv squad inside Fertitta Center on January 27, 2024.

at Home / in Fertitta Center: Sampson has posted a 1-0 record in home games played inside Fertitta Center against Tang.

• In the lone previous home meeting inside Fertitta Center, Sampson's #4/4 2023-24 team claimed a 74-52 win over Tang's rv/rv squad inside Fertitta Center on January 27, 2024.

WINNINGEST TEXAS NCAA DIVISION I TEAMS since 2015-16 through February 11, 2026

Rk.	School	W-L	Pct.
1.	Houston	308-67	.821
2.	Baylor	249-110	.694
3.	Texas Tech	243-120	.669
4.	Stephen F. Austin	227-110	.674
5.	Texas A&M	217-135	.616
6.	Texas	215-145	.597
7.	North Texas	214-142	.601
8.	Sam Houston	213-139	.605
9.	SMU	212-122	.635
10.	TCU	203-156	.565

LAST TIME vs. KANSAS STATE #12/11 Houston 87, Kansas State 57 • Bramlage Coliseum • Manhattan, Kan. • Satur- day, Jan. 11, 2025

by Associated Press

• Then-graduate forward **J'Wan Roberts** recorded his 1,000th career point, then-sophomore forward **Joseph Tugler** collected a double-double and five Cougars scored in double figures in an 87-57 win over Kansas State inside Bramlage Coliseum on Saturday.

• Playing in the 150th game of his career to set a school record, Roberts reached the milestone with a jumper in the lane with 11:36 left in the game. The St. Thomas, V.I., native became the 52nd Cougar to reach that total and the first since All-American point guard **Jamal Shead** a year ago.

• Roberts broke out of a tie with forward **Fabian White Jr.** (2017-22) to set the career record for games played.

• Then-junior guard **Emanuel Sharp** scored 15 points, then-graduate guard **LJ Cryer** and then-junior forward **Ja'Vier Francis** added 11 points apiece for the Cougars, who cruised to their eighth straight victory in their first trip to Manhattan since 1971.

• The Cougars used runs of 16-2 and 18-3 to take a 46-24 halftime lead. Kansas State managed to close to 60-46 with just under 10 minutes to go, but the Cougars scored the next 12 points to put the game away.

• Brendan Hausen hit five 3-pointers and had 15 points for the Wildcats, who were outrebounded 44-20 and outscored 52-18 in the paint. Max Jones added 13 points and four assists.

• Houston held its previous seven opponents to 55 points or fewer. But against the Wildcats, the Cougars also showed they could score efficiently from anywhere on the floor.

• The Wildcats led 9-5 in the opening minutes when Sharp hit his first 3-pointer. That sent the Cougars on their 16-2 run over more than six minutes that resulted in a double-digit lead they never relinquished.

• The Cougars did not turn over the ball until there was 13:03 left and finished with only five turnovers for the game.

LAST TIME vs. KANSAS STATE in HOUSTON #4/4 Houston 74, rv/rv Kansas State 52 • Fertitta Center • Houston • Satur- day, Jan. 27, 2024

by Associated Press

• Then-senior guard **Jamal Shead** scored 17 points, then-senior forward **J'Wan Roberts** added 14 points and six rebounds, and #4/4 Houston beat Kansas State 74-52 inside Fertitta Center to extend its winning streak to four games.

• Roberts and then-sophomore guard **Emanuel Sharp** each scored nine points in the first half as Houston built a 41-21 half-time lead. Houston shot 40% and was 7-of-21 on 3-pointers.

• Then-graduate guard **Damian Dunn** had 13 points for the Cougars, who won its 17th straight home game. Houston forced 18 turnovers and converted them into 25 points and owned a 28-18 advantage in points in the paint.

• Cam Carter scored 16 points and Arthur Kaluma and Dai Dai Ames each added 11 points for Kansas State, which lost its second straight. The Wildcats also shot 40% and were 7-of-21 on 3-pointers.

• The Cougars jumped out to an 11-0 lead in the first 5½ minutes on a jumper by senior guard **LJ Cryer**, but the Wildcats cut the lead to 13-7 on a 3-pointer by Tylor Perry with 12:45 left in the first half.

• Houston responded by outscoring Kansas State 16-5 to open up a 29-12 lead on a 3-pointer by Cryer with 6½ minutes left in the half. The Wildcats closed within 32-21

KENPOM.COM TOP 10 in BOTH OFFENSIVE & DEFENSIVE EFFICIENCIES through February 11, 2026

School	OFF.	Rk.	DEF.	Rk.	OVER	Rk.
Houston	125.9	7th	92.2	7th	+33.73	4th
Michigan	126.0	5th	88.3	1st	+37.72	1st
Arizona	125.8	8th	89.0	2nd	+36.78	2nd
Duke	125.6	9th	89.9	3rd	+35.77	3rd

KENPOM.COM TOP 20 in BOTH OFFENSIVE & DEFENSIVE EFFICIENCIES through February 11, 2026

School	OFF.	Rk.	DEF.	Rk.	OVER	Rk.
Houston	125.9	7th	92.2	7th	+33.73	4th
Michigan	126.0	5th	88.3	1st	+37.72	1st
Arizona	125.8	8th	89.0	2nd	+36.78	2nd
Duke	125.6	9th	89.9	3rd	+35.77	3rd
Florida	124.2	14th	91.0	5th	+33.19	5th
Iowa State	123.3	17th	92.1	6th	+31.22	7th

record-breaking 3-pointer was a 30-foot jumper with 15:06 to play.

• Junior forward **Joseph Tugler** and senior guard **Milos Uzan** each scored nine points for the Cougars, who have won five straight and 16 of their last 17.

• Keanu Dawes scored 15 points and Seydou Traore added 12 to pace the Utes in the first meeting between Houston and Utah in Salt Lake City.

• Houston led 40-25 after Tugler scored two inside baskets and the Cougars forced three straight turnovers to start the second half on an 8-0 run. The lead grew to 22 points on freshman forward Chris Cenac's dunk to make it 55-33 with 8:28 remaining.

• Sharp made six consecutive 3-pointers in the first half to spark the Cougars' lead to 15 points. Tugler's free throw made it 33-18 with 4:34 until halftime before the Utes closed to 34-25.

• The Cougars' aggressive defense made it difficult for Utah to even get into their offensive sets and many possessions ended with a 30-second violation or a forced shot to beat the shot clock. It was Utah's lowest scoring output of the season.

• Terrence Brown, Utah's leading scorer with 21.1 points per game, didn't make a basket until the second half and finished with 12 points.

• Utah, which has lost six straight, went a season-worst 2-for-17 on 3-pointers. Its previous low was five 3s.

A NORTH CAROLINA SPORTS HALL OF FAME COACH

• Houston Head Coach **Kelvin Sampson** was one of 11 legendary figures to be named to the North Carolina Sports Hall of Fame Class of 2026.

• The announcement was made in early January.

• A native of Pembroke, N.C., Sampson was an award-winning student-athlete at Pembroke High School before competing in basketball and baseball and earning his bachelor's degree at Pembroke State University (now UNC Pembroke).

• Following his playing days, Sampson went into the basketball coaching ranks where he has built a legendary career as head coach at Montana Tech, Washington State, Oklahoma, Indiana and Houston.

• Sampson became the first Native American elected to the North Carolina Sports Hall of Fame.

• Sampson will join golfer Chip Beck, speed skater Heather Bergsma, football player Louis Breeden, basketball coach Leonard Hamilton, basketball player Tyler Hansbrough, football player Richard Huntley, tennis player John Isner, basketball coach Norvell Lee, soccer player Eddie Pope and wrestling coach Jerry Winterton.

• The group of 11 will be enshrined during the 62nd annual induction celebration on May 1 at the Sheraton at Four Seasons Convention Center in Greensboro.

COUGARS AMONG STATISTICAL LEADERS

National rankings (through Feb. 11, 2026)

Big 12 rankings (through Feb. 13, 2026)

Big 12 leader in bold

TEAM

Category	Mark	Big 12 Rank	National Rank
AP (as of Feb. 9)	#3	3rd	#3
USA TODAY Sports Coaches (as of Feb. 9)	#3	3rd	#3
NET (thru Feb. 11)	#4	2nd	#4
KenPom (thru Feb. 11)	+33.73	2nd	4th
Offensive Efficiency	125.9	2nd	7th
Defensive Efficiency	92.2	4th	3rd
ESPN BPI (thru Feb. 11)	23.4	2nd	4th
W-L Percentage	.917	t-2nd	7th
Big 12 W-L Percentage	.909	t-1st	---
Scoring Offense	78.3	11th	133rd
Scoring Defense	61.2	1st	2nd
Scoring Margin	+17.1	3rd	9th
FG Pct.	45.5	12th	165th
Opp. FG Pct.	39.5	3rd	16th
3-PT. Pct.	34.1	14th	174th
3-PT. FGs per Game	8.9	5th	105th
Opp. 3-PT. Pct.	31.1	2nd	57th
Free Throw Pct.	77.3	1st	21st
Opp. Free Throw Pct.	68.0	2nd	---
Total Rebounds	36.8	9th	113th
Total Rebounds Allowed	33.3	6th	---
Rebounding Margin	+3.5	7th	96th
Offensive Rebounds	13.4	1st	24th
Offensive Rebound Pct.	37.3	3rd	---
Defensive Rebounds	23.5	15th	261st
Defensive Rebound Pct.	68.4	12th	---
Assists	15.3	t-10th	108th
Steals	8.3	3rd	53rd
Blocked Shots	3.8	8th	104th
Turnovers	8.0	1st	1st
Turnover Margin	+6.7	1st	3rd
Turnovers Forced	14.6	2nd	31st
Assist/Turnover Ratio	1.92	1st	5th

INDIVIDUAL

Category	Mark	Big 12 Rank	National Rank
SCORING			
Kingston Flemings	16.6	15th	179th
Emanuel Sharp	16.3	16th	197th

REBOUNDS			
Chris Cenac Jr.	7.5	9th	106th

FIELD-GOAL PERCENTAGE			
Kingston Flemings	50.7	13th	118th
Emanuel Sharp	43.2	---	286th

ASSISTS			
Kingston Flemings	5.4	6th	46th
Milos Uzan	3.9	---	183rd

FREE THROW PERCENTAGE			
Emanuel Sharp	86.7	t-1st	66th
Kingston Flemings	82.6	8th	171st

STEALS			
Kingston Flemings	1.8	8th	108th
Joseph Tugler	1.5	t-14th	189th

3-POINT FIELD GOAL PERCENTAGE			
Emanuel Sharp	38.5	7th	69th

3-POINT FIELD GOALS MADE			
Emanuel Sharp	2.7	8th	80th

BLOCKED SHOTS			
Joseph Tugler	1.5	8th	93rd

ASSIST/TURNOVER RATIO			
Kingston Flemings	2.93	7th	37th
Milos Uzan	2.66	9th	63rd

OFFENSIVE REBOUNDS			
Joseph Tugler	3.3	4th	31st
Chris Cenac Jr.	2.0	---	303rd

DEFENSIVE REBOUNDS			
Chris Cenac Jr.	5.5	8th	82nd

MINUTES PLAYED			
Milos Uzan	32:42	12th	197th
Kingston Flemings	31:08	---	348th

DOUBLE-DOUBLES			
Chris Cenac Jr.	4	t-11th	t-156th
Joseph Tugler	2	t-25th	t-342nd

40-POINT GAMES

Player	2025-26	Career
Kingston Flemings	1	1 [0-1]

30-POINT GAMES

Player	2025-26	Career
Kingston Flemings	1	1 [0-1]
Emanuel Sharp	0	1 [1-0]

20-POINT GAMES

Player	2025-26	Career
Emanuel Sharp	8 (1)	16 [13-3]
Kingston Flemings	9	9 [7-2]
Milos Uzan	1	5 [4-1]
Kalifa Sakho	0	1 [1-0]
Isiah Harwell	1	1 [1-0]

DOUBLE-FIGURE SCORING GAMES

Player	2025-26	Career
Emanuel Sharp	18 (2)	77 [71-6]
Milos Uzan	12	65 [48-17]
Joseph Tugler	9	17 [16-1]
Kingston Flemings	18	18 [16-2]
Kalifa Sakho	0	11 [6-5]
Chris Cenac Jr.	12	12 [12-0]
Ramon Walker Jr.	1	6 [6-0]
Isiah Harwell	3	3 [3-0]
Mercy Miller	2	3 [3-0]
Chase McCarty	1	1 [1-0]

DOUBLE-DOUBLES

Player	2025-26	Career
Joseph Tugler	2	4 [4-0]
Chris Cenac Jr.	4	4 [4-0]
Kalifa Sakho	0	2 [0-2]
Milos Uzan	0	1 [1-0]

20-REBOUND GAMES

Player	2025-26	Career
None		

DOUBLE-FIGURE REBOUNDING GAMES

Player	2025-26	Career
Chris Cenac Jr.	9	9 [8-1]
Kalifa Sakho	0	4 [1-3]
Joseph Tugler	1	4 [4-0]
Milos Uzan	0	1 [1-0]

DOUBLE-FIGURE ASSIST GAMES

Player	2025-26	Career
Milos Uzan	1	3 [3-0/2-0]

Bold = Totals | () = current streak | [] records

CONSECUTIVE GAMES/STARTS STREAKS

Player	Consecutive Games	Consecutive Starts	Career Starts
Milos Uzan	127/64 / (127/64)	113/63 / (63/63)	118
Emanuel Sharp	80 (41)	34 (34)	91
Joseph Tugler	64 (64)	34 (34)	58
Ramon Walker Jr.	33 (17)	2	2
Chris Cenac Jr.	24 (24)	24 (24)	24
Kingston Flemings	24 (24)	24 (24)	24
Chase McCarty	20 (1)	0	0
Isiah Harwell	19 (19)	0	0
Mercy Miller	18 (5)	0	0
Cedric Lath	10	0	0
Kalifa Sakho	65/11 / (11/11)	0/32 / (0/0)	32
Kordel Jefferson	7	0	0
Jacob McFarland	2	0	0
Bryce Jackson	0	0	0

Career highs in **bold** | () indicates current streak
[] career total, including previous schools

BOUNCING BACK

• Under Head Coach **Kelvin Sampson's** leadership, the Cougars have posted a 33-2 record, including 23 straight wins at one point, in games following a regular-season loss since Feb. 1, 2017.

• The Cougars have won handily in those games, winning by an average of 18.1 points per game (635 points in 35 games).

• In their most recent game following a regular-season loss, the Cougars took a 79-70 win at TCU on January 28. That victory came after a 90-86 loss at #12/12 Texas Tech on January 24.

• Houston has lost consecutive games only twice since Feb. 1, 2017.

• In the most recent losing streak during the 2023-24 season, the Cougars fell 57-53 at Iowa State (Jan. 9, 2024) and lost at TCU, 68-67 (Jan. 13, 2024).

• Houston went on to win 14 of its next 15 Big 12 Conference games to capture the regular-season championship in its first year in the league.

GOING FOR EIGHT STRAIGHT

• Houston extended its school record-setting NCAA Tournament streak in 2024-25.

LONGEST ROAD WINNING STREAKS in BIG 12 CONFERENCE GAMES

Rk.	No.	School	Dates
1.	16	Houston	Feb. 10, 2024 – Jan. 24, 2026
t2.	11	Kansas	Jan. 8, 2020 – Jan. 5, 2021
t2.	11	Kansas	Feb. 25, 2001 – Jan. 6, 2003

LONGEST WINNING STREAKS in BIG 12 CONFERENCE GAMES

Rk.	No.	School	Dates
1.	23	Kansas	Feb. 20, 2001 – Jan. 18, 2003
2.	18	Houston	Feb. 6, 2024 – Feb. 1, 2025
t3.	17	Kansas	Feb. 3, 2016 – Jan. 21, 2017
t3.	17	Kansas	Jan. 14, 2020 – Dec. 22, 2020
t5.	15	Kansas	Jan. 24, 1998 – Jan. 18, 1999
t5.	15	Kansas	Feb. 9, 2012 – Jan. 28, 2013

• With their postseason berth, the Cougars have competed in seven consecutive NCAA Tournaments (2025 NCAA National Championship Game, 2024 Sweet 16, 2023 Sweet 16, 2022 Elite Eight, 2021 Final Four, 2019 Sweet 16, 2018 Second Round) (The 2020 Tournament was not held due to the COVID-19 pandemic).

• In a program history which features 26 NCAA Tournament berths and seven NCAA Final Four appearances, Houston has never competed in eight straight NCAA Tournaments.

• The Cougars competed in 4+ straight NCAA Tournaments five times during the program's history: 2018 to present; 1981 to 1984; 1970 to 1973 and 1965 to 1968).

• Houston also owns the nation's longest active streak with six straight appearances in the NCAA Tournament Sweet 16 or farther.

BIG 12 PRESEASON POLLS

• For the first time in school history, Houston was tabbed as the preseason favorite in the Big 12 Conference Coaches Preseason Poll.

• The Cougars received all but two first-place votes (of 16) and 224 points to finish 20 points ahead of second-place BYU.

• This marked the seventh straight season, in which Houston was picked among the Top-Two leaders in its conference preseason poll.

• Houston was tabbed as preseason favorite for its last four years in the American Athletic Conference (2019-23).

• Senior guard **Emanuel Sharp**, senior point guard **Milos Uzan** and junior forward **Joseph Tugler** were named to the Preseason All-Big 12 Team. Houston was the only school with three student-athletes on the team.

• In late October, Houston also was picked by Big 12 media members as the preseason favorite, ahead of Texas Tech, BYU, Arizona and Iowa State.

PRESEASON HONORS from NAISMITH BASKETBALL HALL OF FAME

• Houston enjoyed a busy week with preseason honors from the Naismith Basketball Hall of Fame in late October.

• Five Cougars earned a place at their respective position Preseason Watch List.

• Senior **Milos Uzan** (Bob Cousy Point Guard of the Year Award), senior **Emanuel Sharp** (Jerry West Shooting Guard of the Year Award), freshman **Isiah Harwell** (Julius Erving Small Forward of the Year Award), junior **Joseph Tugler** (Karl Malone Power Forward of the Year Award) and freshman **Chris Cenac Jr.** (Kareem Abdul-Jabbar Center of the Year Award) earned recognition.

• UConn was the only other school in the nation with one player at each position.

STAFF ADDITIONS

• The Cougars welcome three staff members to the program in 2025-26.

• **Mike Ekanem** joined as assistant coach after spending the 2024-25 season at Oklahoma State.

• Ekanem — whose name is pronounced E-Con-Em — follows former Associate Head Coach **Quannas White**, who accepted a position as head coach at Louisiana.

• Eric Johanning joined the staff as assistant sports performance coach. He follows former Assistant Strength Coach **Bryan Clarke**, who accepted a position at Stetson.

• **Cormia Lewis** has joined the Sports Medicine staff as the team's graduate assistant athletics trainer.

DOUBLE-DOUBLE DUTY

• Freshman center/forward **Chris Cenac Jr.** made an impressive debut in the Cougars' season-opening win over Lehigh

2025-26 PRESEASON BIG 12 CONFERENCE COACHES POLL

Rk.	School (First-place votes)	Pts.
1.	Houston (14)	224
2.	BYU (1)	204
3.	Texas Tech	200
4.	Arizona (1)	179
5.	Iowa State	170
6.	Kansas	163
7.	Baylor	137
8.	Cincinnati	120
9.	Kansas State	117
10.	TCU	90
11.	West Virginia	79
12.	Oklahoma State	77
13.	Utah	50
14.	UCF	39
15.	Colorado	37
16.	Arizona State	34

PRESEASON PLAYER of the YEAR

JT Toppin • Texas Tech

PRESEASON NEWCOMER of the YEAR

LeJuan Watts, Texas Tech

PRESEASON FRESHMAN of the YEAR

Darryn Peterson • Kansas

PRESEASON ALL-BIG 12 TEAM

Pos.	Player	Cl.	School
G	Emanuel Sharp	Sr.	Houston
G	Milos Uzan	Sr.	Houston
F	Joseph Tugler	Jr.	Houston
F	AJ Dybantsa	Fr.	BYU
G	Richie Saunders	Sr.	BYU
G	Tamin Lipsey	Sr.	Iowa State
G	Darryn Peterson	Fr.	Kansas
G	P.J. Haggerty	Jr.	Kansas State
G	Christian Anderson	So.	Texas Tech
F	JT Toppin	Jr.	Texas Tech

2025-26 PRESEASON BIG 12 CONFERENCE MEDIA POLL

Rk.	School
1.	Houston
2.	Texas Tech
3.	BYU
4.	Arizona
5.	Iowa State
6.	Kansas
7.	Baylor
8.	Kansas State
9.	Cincinnati
10.	TCU
11.	West Virginia
12.	Oklahoma State
13.	Utah
14.	UCF
15.	Colorado
16.	Arizona State

inside Fertitta Center on Nov. 3.

• Cenac posted 12 points with 10 rebounds and added a block and steal against the Mountain Hawks.

• Cenac became the first freshman to record a double-double in his Houston debut since freshman forward **George Williams** finished with 15 points and 10 rebounds in an 81-59 win over Alaska-Fairbanks during the Top of the World Classic in Fairbanks, Alaska, on Nov. 18, 1999.

• He became the first Cougar and the first first-year Cougar to record a double-double in a season opener since then-senior guard **Kyle Edwards** finished with 10 points and 11 rebounds against Hofstra inside Fertitta Center on Nov. 9, 2021.

COUGARS in the PROS

NBA	Player	at UH	Years Current Team	NBA
	LJ Cryer	2023-25	Golden State Warriors	
	Quentin Grimes	2019-21	Philadelphia 76ers	
	Marcus Sasser	2019-23	Detroit Pistons	
	Jamal Shead	2020-24	Toronto Raptors	
	Jarace Walker	2022-23	Indiana Pacers	

OTHER LEAGUES

Player	Years at UH	Team	League
Armoni Brooks	2016-19	Olimpia Milano	Lega Basket Serie A
Josh Carlton	2021-22	Zhejiang Lions	Chinese Basketball Association
LJ Cryer	2023-25	Santa Cruz Warriors	G League
Corey Davis Jr.	2017-19	Niners Chemnitz	Basketball Bundesliga
Devin Davis	2016-18	Hangtuh Jakarta	Indonesian Basketball League
Kyler Edwards	2021-22	Hapoel Gilboa Galil	Israeli Basketball Premier League
Ja'Vier Francis	2021-25	Santa Cruz Warriors	G League
Justin Gorham	2018-21	Derthona Basket	Lega Basket Serie A
Rob Gray	2015-18	Promitheas Patras	Greek Basketball League/Basketball Champions League
Brisson Gresham	2018-21	AEK Larnaca	Cypriot OPAP Basket League
Chris Harris Jr.	2017-20	Keilor Thunder	Australian NBL One
Nate Hinton	2018-20	Ratiopharm Ulm	Basketball Bundesliga
DeJon Jarreau	2018-21	Memphis Hustle	G League
Danrad Knowles	2013-17	OCA Global CV Salou	Spain-LEB Silver
J'Wan Roberts	2019-25	ALBA Berlin	Basketball Bundesliga/Champions League
Wes VanBeek	2014-18	La Laguna Tenerife	Spanish Liga Endesa
Fabian White Jr.	2017-22	Galatasaray MCT Technic	Basketbol Super Ligi/Champions League
Mylik Wilson	2022-23	Kometa Kaposvari KK	Hungarian A Division

RECENT NATIONAL STATISTICS RANKINGS through February 13, 2026

National Leader in **Red**
Top 10 rankings in **Bold**

WINNING PERCENTAGE

2025-26	91.7	7th
2024-25	87.5	4th
2023-24	86.5	5th
2022-23	89.2	2nd
2021-22	84.2	6th
2020-21	87.5	4th
2019-20	74.2	33rd
2018-19	89.2	2nd
2017-18	77.1	20th
2016-17	65.6	68th

FIELD GOAL

PERCENTAGE DEFENSE

2025-26	39.5	16th
2024-25	38.3	1st
2023-24	37.9	1st
2022-23	36.6	1st
2021-22	37.1	1st
2020-21	37.8	1st
2019-20	38.3	7th
2018-19	36.8	1st
2017-18	39.4	8th
2016-17	40.8	34th

SCORING DEFENSE

2025-26	61.2	2nd
2024-25	58.7	1st
2023-24	57.5	1st
2022-23	54.0	2nd
2021-22	58.8	3rd
2020-21	58.2	2nd
2019-20	61.1	11th
2018-19	61.0	7th
2017-18	64.9	18th
2016-17	64.9	30th

SCORING MARGIN

2025-26	+17.1	9th
2024-25	+15.0	5th
2023-24	+15.9	3rd
2022-23	+17.4	1st
2021-22	+16.1	2nd
2020-21	+17.8	2nd
2019-20	+10.2	26th
2018-19	+14.3	6th
2017-18	+11.8	13th
2016-17	+8.8	35th

3-POINT FIELD GOAL

PERCENTAGE DEFENSE

2025-26	31.1	57th
2024-25	30.2	16th
2023-24	30.1	16th
2022-23	27.9	2nd
2021-22	28.8	9th
2020-21	29.0	9th
2019-20	28.6	8th
2018-19	27.9	1st
2017-18	32.3	35th
2016-17	32.9	68th

OFFENSIVE REBOUNDS PER GAME

2025-26	13.4	24th
2024-25	12.8	38th
2023-24	13.4	11th
2022-23	12.8	17th
2021-22	13.3	7th
2020-21	14.5	3rd
2019-20	14.4	3rd
2018-19	12.3	34th
2017-18	11.7	68th
2016-17	11.3	109th

WELCOME to HOUSTON

- The Cougars signed two newcomers to the team for the 2026-27 season during the early signing period in November 2025.
- Center **Arafan Diané** and guard **Ikenna Alozie** will compete as true freshmen in 2026-27... Both will have four years of eligibility remaining.

ARAFAN DIANÉ

Center • 7-1 • 290 • Freshman

Conakry, Guinea

Iowa United Prep (Des Moines, Iowa)

4-star recruit by 247Sport, On3 and ESPN... Name is pronounced Air-Uh-Fahn Dee-Ah-Nay... Signed with the Cougars on his 18th birthday... Ranked as nation's No. 1 center... Stood among the top 25 players nationally by 247Sports and On3... Stood at No. 21 in ESPN100... Marked second straight season in which Houston signed the nation's No. 1 center... Named to McDonald's All-American Game as member of West Team... Averaged 13.3 points and 4.9 rebounds per game while hitting 52.0 percent from the field during an NBA Players Association Top 100 Camp in South Carolina... Posted 16.8 points, 9.4 rebounds and 1.3 blocks per game for Iowa United on adidas 3SSB circuit... Competed for his native Guinea in seven games during the 2024 FIBA U17 World Cup in Türkiye... Averaged 19.1 points and 11.7 rebounds per game... Led all players at that tournament with his rebounding average and finished fourth with his scoring total... Played at Dynastie Prep in Montreal Canada from 2021 to 2024... Was recruited by Arkansas, Arizona, Arizona State, BYU, Creighton, Florida, Indiana, Iowa, Kansas Kentucky, Miami (Fla.), Minnesota, Oregon, Purdue, UCF, UConn, VCU, Virginia and West Virginia.

IKENNA ALOZIE

Guard • 6-2 • 180 • Freshman

Lagos, Nigeria

Dream City Christian School (Glendale, Ariz.)

Ranked among the nation's Top-10 guards by all recruiting organizations... No. 27 player nationally in ESPN100... Moved to the United States and began playing in 2021... Stood out for NY Rens on the Nike EYBL circuit during the summer... Transferred to Dream City Christian Schools where he competed for his final three seasons... Played for Utah Prospects on the 3SSB circuit and led that team to a championship... In Summer 2025, averaged 15.5 points, 6.5 rebounds and 2.6 assists per game while shooting 44.6 percent from the field with 29 total steals with Utah Prospects... Chose Houston over Grand Canyon, Alabama, Arizona, Kansas, Oklahoma State, Oregon, Wake Forest, Georgetown, Texas A&M, LSU, Michigan, Tennessee, St. John's, Cincinnati and Washington.

ON the BOARDS

- With a game-high 13 rebounds in the Nov. 8 win over Towson inside Fertitta Center, freshman center/forward **Chris Cenac Jr.** etched his name in the Houston records book.
- Cenac became the first freshman in school history to record double-digit rebounding performances in each of the first two games to open the season.
- He also became the first Cougar to accomplish that feat since **Devin Davis** during the first two games of the 2016-17 season.
- Cenac's combined 23 rebounds was the highest two-game total to open a season since forward **TaShawn Thomas** snared 30 boards in the first two games of the 2012-13 season.
- This season, Cenac leads the Cougars and is tied for eighth in the Big 12 with 7.7 rebounds per game. He has recorded a team-high nine games with double-digit rebounds.

SHARP BEHIND the ARC

- Senior guard **Emanuel Sharp** has established himself as one of the nation's premier 3-point shooters and looks to rise higher in the Houston records book in 2025-26.
- With a career-high eight 3-pointers in the Cougars' February 10 win at Utah, Sharp set the Houston career record and now has 277 treys.
- Sharp moved past guard **Marcus Sasser**, who previously held the top spot with 276 career 3-point field goals.
- Sharp also ranks second in Houston career history with 730 3-point field goal attempts.
- The Tampa, Fla., native ranks 11th in the Big 12 Conference with 2.5 treys per game.
- In October, Sharp was named to the *Blue Ribbon College Yearbook* Preseason All-America Fourth Team and was one of three Cougars named to the Preseason All-Big 12 Conference team.
- Sharp also was one of 20 student-athletes from across the nation to be named to the Jerry West Shooting Guard of the Year Top 20 Preseason Watch List.

STREAKING

- Senior guard **Emanuel Sharp** saw his streak with at least one 3-point field goal made snapped at 28 consecutive games during the Cougars' road win at Saturday on January 3.
- Sharp failed to connect on five tries from beyond the arc. It was the first time that the Tampa, Fla., native did not make at least one trey since shooting 0-for-1 against #22/19 Texas Tech during a home loss inside Fertitta Center on February 1, 2025.

GOING for 20

- Senior guard **Emanuel Sharp** opened the 2025-26 season in impressive fashion with a game-high 24 points in the Nov. 3 season opener vs. Lehigh inside Fertitta Center.
- Sharp became the first Cougar to score 20 points in a season opener since he scored a game-high 20 points during an 84-31 win against ULM inside Fertitta Center on Nov. 6, 2023.

ON POINT

- Senior point guard **Milos Uzan** electrified Houston fans with his decision to withdraw from the NBA Draft in May and return to the Cougars for his final season of eligibility.
- This season, Uzan ranks ninth in the Big 12 in assist-turnover ratio (2.66) and has dished out 93 assists with only 35 giveaways.
- Uzan has recorded 14 games with one or fewer turnovers in 2025-26.
- Uzan led all players and tied his career high with 10 assists and no turnovers in nearly 30 minutes in the December 13 win over New Orleans inside Fertitta Center.
- He equaled his personal best in assists set with the Cougars against Jackson State (November 4, 2024) and with Oklahoma against Providence (December 5, 2023).
- In early November, he was recognized as a *The Sporting News* Preseason All-America Second-Team selection.
- In October, Uzan was named to the *Field of 68* and CBS Sports Preseason All-America Third Teams and was one of three Cougars named to the Preseason All-Big 12 Conference team.
- He also was named to the National Association of Basketball Coaches National Player of the Year Watch List and was one of 20 student-athletes from across the nation to be named to the Bob Cousy Point Guard of the Year Top 20 Preseason Watch List.
- A year ago, the Las Vegas native started all 40 games to set a school single-season record and led the Cougars to the NCAA Tournament National Championship Game.
- With a 2.98 assist-turnover ratio, he topped Houston, finished third in the league and ranked 11th nationally with that total.

RECENT NATIONAL STATISTICS RANKINGS through February 13, 2026

National Leader in **Red**
Top 10 rankings in **Bold**

TURNOVER MARGIN

2025-26	+6.7	3rd
2024-25	+4.2	11th
2023-24	+6.9	1st
2022-23	+3.7	16th
2021-22	+3.1	25th
2020-21	+3.5	19th
2019-20	+0.3	165th
2018-19	+1.2	110th
2017-18	+1.1	99th
2016-17	+3.8	12th
2015-16	+2.0	52nd

TURNOVERS PER GAME

2025-26	8.0	1st
2024-25	9.0	3rd
2023-24	8.9	7th
2022-23	10.0	14th
2021-22	11.1	49th
2020-21	10.7	16th
2019-20	11.9	70th
2018-19	11.1	34th
2017-18	11.9	92nd
2016-17	9.8	4th
2015-16	10.4	21st

KENPOM EFFICIENCY

2025-26	+33.73	4th
2024-25	+36.59	2nd
2023-24	+31.17	2nd
2022-23	+27.72	2nd
2021-22	+27.70	2nd
2020-21	+28.75	5th
2019-20	+20.39	14th
2018-19	+24.13	12th
2017-18	+20.24	18th
2016-17	+13.61	52nd

KENPOM OFFENSIVE EFFICIENCY

2025-26	125.9	7th
2024-25	123.4	12th
2023-24	118.9	19th
2022-23	118.1	11th
2021-22	116.8	10th
2020-21	118.3	7th
2019-20	112.7	22nd
2018-19	115.3	19th
2017-18	114.6	38th
2016-17	113.5	39th

KENPOM DEFENSIVE EFFICIENCY

2025-26	92.2	7th
2024-25	86.8	1st
2023-24	87.7	2nd
2022-23	90.4	5th
2021-22	89.1	8th
2020-21	89.6	9th
2019-20	92.3	21st
2018-19	91.2	11th
2017-18	94.4	13th
2016-17	99.9	79th

MOVING UP

- With Houston's 77-67 win over South Carolina on Dec. 5, 2020, inside the Fertitta Center, **Head Coach Kelvin Sampson** became the second-winningest coach in Houston history.
- Sampson moved past **Pat Foster**, who recorded 142 victories from 1986 to 1993.
- Sampson ranks as Houston's career leader in winning percentage at .789 (321-86 record).

Rk.	Coach	Record	Pct.	Years
1.	Guy V. Lewis	592-279	.680	1956-86
2.	Kelvin Sampson	321-86	.789	2014 –
3.	Pat Foster	142-73	.660	1986-93
4.	Alden Pasche	135-116	.538	1946-56
5.	Tom Penders	121-77	.611	2004-10

JOJO SAYS NO NO

- Junior forward **Joseph Tugler** has become one of the nation's premier defensive players during his time at Houston.
- Tugler did a little of everything in Houston's win over Rider on Nov. 20 inside Fertitta Center. In addition to his 12 points, he grabbed a season-high nine rebounds, including three offensive boards, to go with two assists, a game-high three steals and a game-high four blocked shots.
- He swatted a game-high five shots in the Cougars' win over Syracuse during the first day of the Players Era Championship inside MGM Grand Garden Arena in Las Vegas on Nov. 24. It was the seventh time in his career that Tugler swatted 4+ blocked shots in a game.
- While Tugler swatted only one opposing shot in Houston's Nov. 8 win over Towson, he collected a game- and career-high five steals against the Tigers inside Fertitta Center.
- This season, Tugler is eighth in the Big 12 with 1.5 blocks per game and is tied for 14th in the league with 1.5 steals per contest.

Through games of February 13, Tugler is the only student-athlete to rank among the Big 12's Top-15 leaders in both blocks and steals.

- During the 2025 preseason, Tugler received Preseason All-America honors from *Blue Ribbon College Yearbook* and was recognized as the inaugural CBS Sports Preseason National Defensive Player of the Year.
- He was honored as the inaugural CBS Sports Preseason

National Defensive Player of the Year and was one of 20 student-athletes from across the nation to be named to the Karl Malone Power Forward of the Year Top 20 Preseason Watch List.

- In 2024-25, he ranked among the national and Big 12 Conference leaders with 1.9 blocks per game and stood second among the Cougars with 5.9 rebounds per contest.
- The Monroe, La., native grabbed 7+ rebounds in 18 games, including a season-high 18 boards in the Cougars' NCAA Tournament Second-Round win over #24/23 (8) Gonzaga on March 22, 2025.
- Earlier that season, he swatted eight shots and added eight rebounds, including six defensive boards, against #9/9 Alabama during the first day of the Players Era Festival inside MGM Grand Garden Arena in Las Vegas.
- Tugler became the first Cougar to block eight shots in a game since center **Emmanuel Adeife** accomplished that feat in the season-opening win over Florida Tech on Nov. 22, 2005.
- With his impressive total, Tugler also became only the sixth Cougar to block eight shots in a game in school history. He joined Adeife (2005-06), **Ferguson**, (2002-04), **Dwight Jones** (1971-73), **Hakeem Olajuwon** (1981-84) and **Bo Outlaw** (1991-93).

• For his impressive performance all season, Tugler received the Lefty Driesell Award, presented annually to the nation's top defensive player.

• Tugler also was one of four student-athletes from across the nation named a Naismith Defensive Player of the Year presented by MOLECULE Finalist.

HAIL the KING

• In 2025-26, point guard **Kingston Flemings** has emerged as one of the nation's premier freshman student-athletes.

• He led all players with 20 points on 8-of-10 shooting against Towson inside Fertitta Center on Nov. 8.

• It was the first time that a Houston true freshman scored 20+ points in one of the first two games to start his career since guard **Tramon Mark** scored 22 points against Lamar in the 2020-21 season opener inside Fertitta Center on Nov. 25, 2020.

• Flemings fell just short of his first career double-double with 19 points on 8-of-12 shooting and a game-high nine assists against Oakland inside Fertitta Center on Nov. 12.

• Flemings set a career high with 25 points on 10-of-15 shooting against #17/16 Tennessee during the second day of the Players Era Championship inside MGM Grand Garden Arena in Las Vegas on Nov. 25.

• He posted 21 points on 8-of-13 shooting to help lead the Cougars to the win over Florida State during the Houston Hoops Showdown inside Toyota Center on December 6.

• Flemings owns a team-leading nine 20-point outings during his young career.

• This season, Flemings leads the Cougars and is 15th in the Big 12 with 16.6 points per game. He has led or tied for the team lead in scoring in 14 games this season.

• The San Antonio, Texas, native leads the Houston guards and stands 13th in the Big 12 with a 50.7 field goal percentage (150-of-296).

WELCOME BACK, JACOB

- Center **Jacob McFarland** brought the Fertitta Center crowd to its feet late in the Cougars' December 10 win over Jackson State.
- Now in his third season at Houston, McFarland sat out the 2023-24 season as a redshirt but practiced regularly with the team and gained a valuable year of experience.
- The Moreno Valley, Calif., native was forced to miss his redshirt freshman season in 2024-25 after suffering a gruesome broken leg in practice on Oct. 29, 2024.
- In mid-September 2025, he underwent a second surgery to replace the rod in that leg with a larger rod to promote further healing, delaying his 2025-26 debut.
- McFarland is averaging 1.5 rebounds per game in 2025-26.

CAPS and GOWNS

- Two Cougars on the 2025-26 roster have already received their bachelor's degrees.
- Graduate guard **Ramon Walker Jr.** received his bachelor's degree in integrated studies in May 2025. He will do post-baccalaureate work in health this season.
- Graduate center **Kalifa Sakho** received his bachelor's degree in communication studies from Sam Houston in May 2025. He will do post-baccalaureate work in exploratory studies at Houston in 2025-26.

• In addition to these graduates, senior guard **Emanuel Sharp** is scheduled to receive his bachelor's degree in integrated studies in May 2026.

JERSEY NUMBER NOTES

- Two Cougars will wear different jersey numbers during the 2025-26 season.
- After being listed at #12 for his first two seasons, sophomore center **Jacob McFarland** will don #13 this season.
- Wearing #2 in each of his two full seasons, junior **Cedric Lath** will compete in #8 in 2025-26.
- With his debut with the Cougars, freshman guard **Bryce Jackson** will become the first Houston Men's Basketball student-athlete to wear #6, according to the best Houston records.
- In June 2023, the NCAA made a rule change allowing for student-athletes to wear any number between 0 and 99.

RETURNING REDSHIRT

- The Cougars welcomed the return of redshirt forward **Chase McCarty** in 2025-26.
- McCarty sat out the 2024-25 program but practiced regularly and gained a valuable year of experience with the program.
- In the Nov. 3 season opener against Lehigh inside Fertitta Center, McCarty tallied four points with four rebounds and a steal.

• McCarty posted a career high with eight points, six rebounds – including four offensive boards – two 3-pointers and added two steals against Rider inside Fertitta Center on Nov. 20.

• The Madison, Ala., native led the Cougars with seven rebounds, including four offensive boards, in the December 10 win over Jackson State inside Fertitta Center.

• McCarty tied for the team lead with 15 points on 4-of-5 shooting from the field, including 3-of-4 from the arc and 4-of-5 from the free throw line in the December 13 home win over New Orleans inside Fertitta Center.

• This season, McCarty is averaging 3.1 points and 2.1 rebounds per game.

MILESTONE ALERT

COACH KELVIN SAMPSON

- ✓ **800 wins** 821 to date (800, vs. Lehigh, Nov. 5) *became 17th coach in NCAA history (with 10+ years at Division I level) to reach that total*
- ✓ **300 wins** 321 to date with Houston (300 vs. Lehigh, Nov. 5)
- ✓ **400 games** 407 games to date with Houston (400 vs. West Virginia, Jan. 13)

EMANUEL SHARP

- ✓ **100 wins** 117 to date (100, vs. Rider, Nov. 20) *became seventh player in Houston history to reach that total*
- ✓ **1,200 points** 1,521 to date (1,200, vs. Rider, Nov. 20) *became 32nd player in Houston history to reach that total*
- ✓ **1,300 points** 1,521 to date (1,300 vs. Jackson State, Dec. 10) *became 25th player in Houston history to reach that total*
- ✓ **1,400 points** 1,521 to date (1,400 vs. West Virginia, Jan. 13) *became 19th player in Houston history to reach that total*
- ✓ **250 3-ptrs** 277 to date (250 vs. #14/14 Arkansas, Dec. 20) *became 4th player in Houston history to reach that total*
- ✓ **277 3-ptrs** 277 to date (Houston career record) (277, at Utah, Feb. 10) *surpassed Marcus Sasser (2019-23)*

JOSEPH TUGLER

- 8 blocks** to reach 150 in his career *to become eighth player in Houston history to reach that total*
- ✓ **500 career points** 506 to date (500, at #16/14 BYU, Feb. 6)
- 8 games** to reach 100 in his career *to become 40th player in Houston history to reach that total*

MILOS UZAN

- ✓ **1,000 career points** 1,254 to date (1,000, vs. Towson, Nov. 8)
- ✓ **1,100 career points** 1,254 to date (1,100, vs. Jackson State, Dec. 10)
- ✓ **1,200 career points** 1,254 to date (1,200, at TCU, Jan. 28)
- ✓ **200 assists** 261 to date with Houston (200, vs. #17/16 Tennessee, Nov. 25)
- ✓ **500 assists** 500 to date in collegiate career (500, at Utah, Feb. 10)
- 7 assists** to record multiple 100-assist seasons in his Houston career *to become 21st player in Houston history to achieve that milestone*
- 37 assists** to reach 300 in his Houston career *to become 22nd player in Houston history to reach that total*
- 46 points** to reach 1,300 in his collegiate career
- 276 points** to reach 1,000 in his Houston career *to become 55th player in Houston history to reach that total*

RAMON WALKER JR.

- 5 games** to reach 100 in his career *to become 40th player in Houston history to reach that total*

NCAA FINAL FOUR APPEARANCES

by HEAD COACHES

Active head coaches in *italics*

Rk.	No.	Coach	School(s)
1.	13	Mike Krzyzewski	Duke
2.	12	John Wooden	UCLA
3.	11	Dean Smith	North Carolina
4.	9	Roy Williams	Kansas (4), North Carolina (5)
5.	8	Tom Izzo	Michigan State
t6.	6	Denny Crum	Louisville
t6.	6	Adolph Rupp	Kentucky
t8.	5	Guy V. Lewis	Houston
t8.	5	Jim Boeheim	Syracuse
t8.	5	Bob Knight	Indiana
t8.	5	Lute Olson	Iowa (1), Arizona (4)
t8.	5	Rick Pitino	Providence (1), Kentucky (3) Louisville (1)
t13.	4	Jim Calhoun	UConn
t13.	4	John Calipari	UMass (1), Memphis (1), Kentucky (4)
t13.	4	Billy Donovan	Florida
t13.	4	Jack Gardner	Kansas State (2), Utah (2)
t13.	4	Henry Iba	Oklahoma State
t13.	4	Harold Olsen	Ohio State
t13.	4	Jerry Tarkanian	UNLV
t13.	4	Fred Taylor	Ohio State
t13.	4	Jay Wright	Villanova
t22.	3	Kelvin Sampson	Houston (2), Oklahoma (1)
t22.	3	Phog Allen	Kansas
t22.	3	Forddy Anderson	Bradley (2), Michigan State (1)
t22.	3	Vic Bubas	Duke
t22.	3	Harry Combes	Illinois
t22.	3	Joe B. Hall	Kentucky
t22.	3	Ben Howland	UCLA
t22.	3	Ed Jucker	Cincinnati
t22.	3	Nolan Richardson	Arkansas
t22.	3	Bill Self	Kansas
t22.	3	Eddie Sutton	Arkansas (1), Oklahoma State (2)
t22.	3	John Thompson	Georgetown
t22.	3	Phil Woolpert	San Francisco
t35.	2	36 tied at	

HOUSTON'S MOST PLAYED OPPONENTS through February 13, 2026

Rk.	G	Opponent	W-L	Pct.	Current Strk	First Game	Last Game
1.	92	SMU	58-34	.630	W3	1955-56	2022-23
2.	87	Texas A&M	55-32	.632	W2	1946-47	2023-24
3.	84	Rice	66-18	.786	W7	1971-72	2023-24
4.	77	TCU	51-26	.662	W3	1955-56	2025-26
5.	66	Texas	34-32	.515	W3	1949-50	2023-24
6.	62	Texas Tech	33-29	.532	L1	1960-61	2025-26
7.	61	Tulsa	32-29	.525	W4	1950-51	2022-23
8.	59	Memphis	23-36	.390	L1	1956-57	2022-23
9.	57	Baylor	42-16	.724	W5	1952-53	2025-26
10.	52	Cincinnati	19-33	.365	W14	1957-58	2025-26
11.	50	Tulane	32-18	.640	W11	1946-47	2022-23

2024-25 opponents in **bold**

RIISING in the COACHING RANKS

- **Head Coach Kelvin Sampson** has compiled an 821-356 career record, including a 321-86 mark with the Cougars.
- Houston's 75-57 win over Lehigh inside Fertitta Center on Nov. 3 gave Sampson the 800th win of his career and his 300th victory at the head of the Cougars' bench.
- With Houston's January 28 win at TCU in Fort Worth, Texas, Sampson moved into sole possession of 14th in NCAA history (among coaches with 10+ years in Division I). He broke out of a tie with Rollie Massimino (816 wins, Keiser, Cleveland State, UNLV, Villanova, Stony Brook, 1969-2017).
- Up next in the NCAA records book are Jim Phelan (830 wins, Mount St. Mary's, 1954-2003) and Cliff Ellis (831 wins, Coastal Carolina, Auburn, Clemson, South Alabama, 1975-2023)

QUADRUPLE-DIGIT POINTS

- Senior point guard **Milos Uzan** buried a 3-pointer against Towson with 14:32 remaining in the first half inside Fertitta Center on Nov. 8 to move past the 1,000-point mark in his total collegiate career.
- Uzan now has 1,254 points during his total collegiate career (724 pts with Houston; 530 points with Oklahoma).
- With his baseline 3-pointer with 3:21 left in the first half against (16) Colorado during the Phillips 66 Big 12 Championship Quarterfinals on March 13, 2025, senior guard **Emanuel Sharp** became the 54th member of Houston's 1,000-Point Club in his collegiate career.
- Sharp now has 1,521 points during his career with the Cougars to rank 12th in school history.
- Up next in the Houston records books are guard **Rickie**

Winslow (11th, 1,548 pts., 1983-87) and center **Greg Anderson** (10th, 1,662 pts., 1983-87).

IN the NBA RANKS

- Four Cougars started the 2025-26 season on NBA rosters.
- That group includes **Quentin Grimes** (Philadelphia 76ers), **Marcus Sasser** (Detroit Pistons), **Jarace Walker** (Indiana Pacers) and point guard **Jamal Shead** (Toronto Raptors)
- Guard **LJ Cryer** signed a two-way contract with the Golden State Warriors on December 1.
- Grimes is in his first full season with the Philadelphia 76ers after playing a combined 75 games with the Dallas Mavericks (47) and 76ers (28) during the 2024-25 season. He averaged 14.6 points, 4.3 rebounds and 3.0 assists per game for the season.
- Grimes was taken with the No. 25 overall pick in the First Round of the 2021 NBA Draft by the New York Knicks and became the first Cougar to be taken in the First Round since **Greg Anderson** was taken in 1987 by the San Antonio Spurs.
- Sasser is in his third season with the Pistons after being taken with the No. 25 pick of the 2023 NBA Draft.
- Sasser averaged 6.6 points, 1.2 rebounds and 2.3 assists per game a year ago.
- Walker is in his third season with the Pacers after being taken with the No. 8 pick of the 2023 NBA Draft. He was the highest Cougar taken in the Draft since Hall of Fame center **Hakeem Olajuwon** was taken at No. 1 by the Houston Rockets in 1984.
- In 2024-25, Walker averaged 6.1 points, 3.1 rebounds and 1.5 assists per game.
- Shead is in his second season with the Raptors after being taken in the Second Round with the No. 45 overall pick.
- As a rookie in 2024-25, Shead averaged 7.1 points, 4.2 assists and 1.5 rebounds per game.
- Cryer was not selected in the 2025 NBA Draft but averaged 24.3 points, 4.9 rebounds, 6.1 assists and 5.1 treys per game through the first seven games of his G League career.

sociation from 2014 to 2018 and served as a board member for New Hampshire Workforce Innovation Board, Greater Seacoast United Way, Prospero Health and Cambridge Trust Company and Black Heritage Trail of New Hampshire.

- Today, Davis and his wife help families with a full range of senior home care services for elderly citizens as owners of Senior Helpers of Southern New Hampshire.
- Davis was inducted into the Athletics Department Hall of Honor in 2006, and he received the Distinguished Alumni Award from the University of Houston Alumni Association in 2023.
- Davis became the seventh player to have his number hung in Fertitta Center and the ninth Cougar to have a banner hung. He joined players guard **Otis Birdsong** (#10), guard **Don Chaney** (#24), guard **Clyde Drexler** (#22), forward **Elvin Hayes** (#44), center **Hakeem Olajuwon** (#34) and forward **Michael Young** (#42) as well as **Coach Guy V. Lewis** and CBS Sports broadcaster **Jim Nantz**.

IN the PRO RANKS

REGULAR-SEASON NON-CONFERENCE WINS

Seasons in which Houston competed in a conference

Rk.	Wins	Seasons	Overall
1.	13	2023-24 2018-19	32-5 33-4
13.	12	2025-26 2022-23 1954-55	12-1 33-4 15-10
t6.	11	2012-13 2007-08 1991-92 1983-84	20-13 24-10 25-6 32-5
110.	11	2019-20 2017-18 2015-16 2005-06 1989-90 1977-78 1976-77 1955-56 1949-50	23-8 27-8 22-10 21-10 25-8 25-8 25-8 19-7 16-7

Bold Red – Current Season
Bold Black – under Coach Kelvin Sampson

- In addition to the Cougars in the NBA, numerous other Cougars continue to compete in various leagues for teams around the world.
- Guard **Armoni Brooks** (Olimpia Milano) plays in the Lega Basket Serie A.
- Center **Josh Carlton** (Zhejiang Lions) plays in the Chinese Basketball Association.
- Guard **LJ Cryer** (Santa Cruz Warriors) plays in the G League and signed a two-way contract with the Golden State Warriors on December 1.
- Guard **Corey Davis Jr.** (Niners Chemnitz) plays in Basketball Bundesliga
- Forward **Devin Davis** (Hangtuah Jakarta) is playing in the Indonesian Basketball League.
- Guard **Kyler Edwards** (Elitzur Netanya) plays in the Israeli Basketball Premier League.
- Forward **Ja'Vier Francis** (Santa Cruz Warriors) plays in the G League.
- Forward **Justin Gorham** (Derthona Basket) plays in the Lega Basket Serie

WINNINGEST HOUSTON TEAMS in CONFERENCE PLAY

Rk.	Record	Season	Pct.	Conference	Head Coach
1.	19-1	2024-25	.950	Big 12	Kelvin Sampson
2.	17-1	2022-23	.944	American Athletic	Kelvin Sampson
t2.	16-2	2018-19	.889	American Athletic	Kelvin Sampson
	16-0	1982-83	1.000	Southwest	Guy V. Lewis
t5.	15-3	2023-24	.833	Big 12	Kelvin Sampson
	15-3	2021-22	.833	American Athletic	Kelvin Sampson
	15-1	1983-84	.938	Southwest	Guy V. Lewis
	14-3	2020-21	.824	American Athletic	Kelvin Sampson
	14-4	2017-18	.778	American Athletic	Kelvin Sampson
t10.	13-5	2019-20	.722	American Athletic	Kelvin Sampson
	13-3	1989-90	.813	Southwest	Pat Foster
	13-3	1976-77	.813	Southwest	Guy V. Lewis
t13.	12-6	2016-17	.667	American Athletic	Kelvin Sampson
	12-6	2015-16	.667	American Athletic	Kelvin Sampson
t15.	11-5	2007-08	.688	Conference USA	Tom Penders
	11-3	1995-96	.813	Southwest	Alvin Brooks
	11-3	1991-92	.786	Southwest	Pat Foster
	11-5	1981-82	.688	Southwest	Guy V. Lewis
	11-5	1977-78	.688	Southwest	Guy V. Lewis
	11-1	1946-47	.917	Lone Star	Alden Pasche
t21.	10-1	2025-26	.909	Big 12	Kelvin Sampson
	10-6	2006-07	.625	Conference USA	Tom Penders
	10-6	1990-91	.625	Southwest	Guy V. Lewis
	10-6	1980-81	.625	Southwest	Guy V. Lewis

COUGARS HONOR GREAT #42 DWIGHT DAVIS

- At halftime of its January 18 game against Arizona State, Houston Men's Basketball bestowed its highest honor when it hung the #42 jersey of great **Dwight Davis** inside Fertitta Center.
- Davis joined the Cougars for the 1968-69 season and began competition as a sophomore (under then-NCAA rules) for the 1969-70. He led the Cougars to three straight 20-win seasons and NCAA Tournament appearances with a pair of NCAA Sweet 16 berths while averaging a double-double each season.
- Averaging 24.4 points and 11.7 rebounds per game as a senior in 1971-72, Davis was named to the Associated Press All-America Second Team and competed in the East-West All-Star Game.
- Following his Cougar days, Davis was selected with the No. 3 overall pick by the Cleveland Cavaliers and was named to the 1973 NBA All-Rookie First Team. He went on to play for the Golden State Warriors before injury cut short his career.
- With his playing career completed, Davis turned his time and passion to new ventures. He served in numerous roles for the National Basketball Retired Players As-

A.

- Guard **Rob Gray** (Promitheas Patras) plays in the Greek Basketball League/Basketball Champions League.
- Forward **Brison Gresham** (AEK Larnaca) plays in the Cypriot OPAP Basket League.
- Center **Chris Harris Jr.** (Keilor Thunder) plays in the Australian NBL One.
- Guard **Nate Hinton** (Ratiopharm Ulm) plays in the Basketball Bundesliga.
- Guard **DeJon Jarreau** (Memphis Hustle) plays in the G League.
- Forward **Danrad Knowles** (OCA Global CB Salou) plays in the Spain-LEB Silver.
- Forward **J'Wan Roberts** (ALBA Berlin) plays in the Basketball Bundesliga/Champions League.
- Guard **Wes VanBeek** (La Laguna Tenerife) plays in the Spanish Liga Endesa.
- Forward **Fabian White Jr.** (Galatasaray MCT Technic) plays in the Basketbol Super Ligi/Champions League.
- Guard **Mylik Wilson** (Kometya Kaposvari KK) plays in the Hungarian A Division.

2025-26 HONORS

Preseason honors in italics

KELVIN SAMPSON

- Naismith Basketball Hall of Fame Finalist

CHRIS CENAC Jr.

- 2025-26 Kareem Abdul-Jabbar Center of the Year Award
- Preseason Top 20 Watch List*

ISIAH HARWELL

- 2025-26 Julius Erving Small Forward of the Year Award
- Preseason Top 20 Watch List*

KINGSTON FLEMINGS

- *The Sporting News* Midseason All-America Third Team
- John R. Wooden Award Late Midseason Top 20 Watch List
- Oscar Robertson Trophy Midseason Watch List
- John R. Wooden Award Midseason Watch List
- Wayman Tisdale Award Midseason Watch List
- Bob Cousy Award Midseason Top-10 Candidate
- USBWA Oscar Robertson National Player of the Week (Nov. 18, 2025)
- Lute Olson Award National Player of the Week (Nov. 17, 2025)
- Big 12 Player of the Week (Nov. 17, 2025)
- Big 12 Newcomer of the Week (Nov. 17, 2025)
- Big 12 Starting Five of the Week (Feb. 9, 2026)
- Big 12 Starting Five of the Week (Jan. 26, 2026)
- Big 12 Starting Five of the Week (Jan. 12, 2026)
- Big 12 Starting Five of the Week (Dec. 22, 2025)
- Big 12 Starting Five of the Week (Dec. 8, 2025)
- Big 12 Starting Five of the Week (Nov. 17, 2025)

EMANUEL SHARP

- John R. Wooden Award Midseason Watch List
- Jerry West Award Midseason Top-10 Candidate
- 2025-26 Jersey Mike's Naismith Trophy Player of the Year
- Watch List presented by AXIA Time*
- 2025-26 Oscar Robertson Trophy Preseason Watch List
- 2025-26 John R. Wooden Award Preseason Top 50 Watch List
- 2025-26 Jerry West Shooting Guard of the Year Award
- Preseason Top 20 Watch List*
- 2025-26 Preseason All-Big 12 Conference Team
- 2025-26 Blue Ribbon College Yearbook
- Preseason All-America Fourth Team*

JOSEPH TUGLER

- Naismith Defensive Player of the Year
- presented by MOLECULE Watch List*
- 2025-26 Jersey Mike's Naismith Trophy Player of the Year
- Watch List presented by AXIA Time*
- 2025-26 Oscar Robertson Trophy Preseason Watch List
- 2025-26 John R. Wooden Award Preseason Top 50 Watch List
- 2025-26 CBS Sports Preseason National
- Defensive Player of the Year*
- 2025-26 Blue Ribbon College Yearbook
- Preseason All-America Third Team*
- 2025-26 Karl Malone Power Forward of the Year Award
- Preseason Top 20 Watch List*
- 2025-26 Preseason All-Big 12 Conference Team

MILOS UZAN

- 2025-26 NABC Preseason Player of the Year Watch List
- 2025-26 Jersey Mike's Naismith Trophy Player of the Year
- Watch List presented by AXIA Time*
- 2025-26 Oscar Robertson Trophy Preseason Watch List
- 2025-26 John R. Wooden Award Preseason Top 50 Watch List
- 2025-26 The Sporting News Preseason All-America Second Team
- 2025-26 Field of 68 Preseason All-America Third Team
- 2025-26 CBS Sports Preseason All-America Third Team
- 2025-26 Bob Cousy Point Guard of the Year Award
- Preseason Top 20 Watch List*
- 2025-26 Preseason All-Big 12 Conference Team

GAME-by-GAME STARTERS

Opponent	Date	1	2	3	4	5	Record
LEHIGH	11/3/25	Uzan	Flemings	Sharp	Cenac Jr.	Tugler	1 (1-0)
TOWSON	11/8/25	Uzan	Flemings	Sharp	Cenac Jr.	Tugler	2 (2-0)
OAKLAND	11/12/25	Uzan	Flemings	Sharp	Cenac Jr.	Tugler	3 (3-0)
vs. #22/25 Auburn	11/16/25	Uzan	Flemings	Sharp	Cenac Jr.	Tugler	4 (4-0)
RIDER	11/20/25	Uzan	Flemings	Sharp	Cenac Jr.	Tugler	5 (5-0)
vs. Syracuse	11/24/25	Uzan	Flemings	Sharp	Cenac Jr.	Tugler	6 (6-0)
vs. #17/16 Tennessee	11/25/25	Uzan	Flemings	Sharp	Cenac Jr.	Tugler	7 (6-1)
vs. Notre Dame	11/26/25	Uzan	Flemings	Sharp	Cenac Jr.	Tugler	8 (7-1)
vs. Florida State	12/6/25	Uzan	Flemings	Sharp	Cenac Jr.	Tugler	9 (8-1)
JACKSON STATE	12/10/25	Uzan	Flemings	Sharp	Cenac Jr.	Tugler	10 (9-1)
NEW ORLEANS	12/13/25	Uzan	Flemings	Sharp	Cenac Jr.	Tugler	11 (10-1)
vs. #14/14 Arkansas	12/20/25	Uzan	Flemings	Sharp	Cenac Jr.	Tugler	12 (11-1)
MIDDLE TENNESSEE	12/29/25	Uzan	Flemings	Sharp	Cenac Jr.	Tugler	13 (12-1)
* at Cincinnati	1/6/26	Uzan	Flemings	Sharp	Cenac Jr.	Tugler	14 (13-1)
* #14/14 TEXAS TECH	1/6/26	Uzan	Flemings	Sharp	Cenac Jr.	Tugler	15 (14-1)
* at Baylor	1/10/26	Uzan	Flemings	Sharp	Cenac Jr.	Tugler	16 (15-1)
* WEST VIRGINIA	1/13/26	Uzan	Flemings	Sharp	Cenac Jr.	Tugler	17 (16-1)
* ARIZONA STATE	1/18/26	Uzan	Flemings	Sharp	Cenac Jr.	Tugler	18 (17-1)
* at #12/12 Texas Tech	1/24/26	Uzan	Flemings	Sharp	Cenac Jr.	Tugler	19 (17-2)
* at TCU	1/28/26	Uzan	Flemings	Sharp	Cenac Jr.	Tugler	20 (18-2)
* CINCINNATI	1/31/26	Uzan	Flemings	Sharp	Cenac Jr.	Tugler	21 (19-2)
* rv/rv UCF	2/4/26	Uzan	Flemings	Sharp	Cenac Jr.	Tugler	22 (20-2)
* at #16/14 BYU	2/7/26	Uzan	Flemings	Sharp	Cenac Jr.	Tugler	23 (21-2)
* at Utah	2/10/26	Uzan	Flemings	Sharp	Cenac Jr.	Tugler	24 (22-2)
* KANSAS STATE	2/14/26	---	---	---	---	---	---
* at Iowa State	2/16/26	---	---	---	---	---	---
* ARIZONA	2/21/26	---	---	---	---	---	---
* Kansas	2/23/26	---	---	---	---	---	---
* COLORADO	2/28/26	---	---	---	---	---	---
* BAYLOR	3/4/26	---	---	---	---	---	---
* at Oklahoma State	3/7/26	---	---	---	---	---	---

TEAM GAME-by-GAME SPECIALTY STATISTICS

Opponent	Date	Points Off Turnovers		2nd Chance Points		Points in the Paint		Fastbreak Points		Bench Points	
		UH	Opp.	UH	Opp.	UH	Opp.	UH	Opp.	UH	Opp.
LEHIGH	11/3/25	19	10	14	7	22	22	6	8	8	10
TOWSON	11/8/25	22	12	11	7	32	26	18	12	8	6
OAKLAND	11/12/25	12	6	16	6	40	20	17	2	22	1
vs. #22/25 Auburn	11/16/25	13	9	11	13	34	30	12	12	5	10
RIDER	11/20/25	33	9	6	7	46	20	25	7	26	19
vs. Syracuse	11/24/25	21	14	21	12	24	38	2	4	7	26
vs. #17/16 Tennessee	11/25/25	4	10	10	16	30	38	10	8	11	24
vs. Notre Dame	11/26/25	12	9	24	10	20	20	2	4	19	21
vs. Florida State	12/6/25	18	19	7	18	34	24	17	5	6	31
JACKSON STATE	12/10/25	30	7	25	3	24	4	6	4	40	11
NEW ORLEANS	12/13/25	29	5	9	16	28	20	7	0	48	28
vs. #14/14 Arkansas	12/20/25	19	9	16	15	38	36	7	7	21	39
MIDDLE TENNESSEE	12/29/25	30	3	11	6	32	22	8	0	14	12
* at Cincinnati	1/6/26	18	10	14	6	28	28	8	4	16	15
* #14/14 TEXAS TECH	1/6/26	13	4	13	10	28	20	9	2	0	2
* at Baylor	1/10/26	31	4	19	10	26	16	6	3	21	10
* WEST VIRGINIA	1/13/26	17	8	19	6	20	12	2	2	20	20
* ARIZONA STATE	1/18/26	31	14	18	17	44	22	12	17	21	30
* at #12/12 Texas Tech	1/24/26	11	13	11	22	22	26	2	3	12	8
* at TCU	1/28/26	13	14	3	5	20	36	6	9	11	15
* CINCINNATI	1/31/26	26	2	11	8	26	8	5	5	20	24
* rv/rv UCF	2/4/26	14	4	10	12	42	14	4	3	20	14
* at #16/14 BYU	2/7/26	9	4	17	11	30	24	4	5	10	5
* at Utah	2/10/26	20	5	12	4	28	34	4	8	11	8
* KANSAS STATE	2/14/26	---	---	---	---	---	---	---	---	---	---
* at Iowa State	2/16/26	---	---	---	---	---	---	---	---	---	---
* ARIZONA	2/21/26	---	---	---	---	---	---	---	---	---	---
* Kansas	2/23/26	---	---	---	---	---	---	---	---	---	---
* COLORADO	2/28/26	---	---	---	---	---	---	---	---	---	---
* BAYLOR	3/4/26	---	---	---	---	---	---	---	---	---	---
* at Oklahoma State	3/7/26	---	---	---	---	---	---	---	---	---	---
Totals		465	204	328	247	718	560	199	134	397	389
Averages		19.4	8.5	13.7	10.3	29.9	23.3	8.3	5.6	16.5	16.2
Big 12 Games Only Totals		203	82	147	111	314	240	62	61	162	151
Big 12 Games Only Averages		18.5	7.5	13.4	10.1	28.5	21.8	5.6	5.5	14.7	13.7

RECORDS WATCH

TEAM • MISCELLANEOUS

CONSECUTIVE WINNING SEASONS

Rk.	No.	Seasons
1.	20	1959-60 through 1978-79
2.	10	2015-16 – present
3.	7	1986-87 through 1992-93
4.	6	2004-05 through 2009-10
5.	5	1980-81 through 1984-85
t6.	2	1954-55 through 1955-56
	2	1946 through 1946-47

CONSECUTIVE NON-LOSING SEASONS

Rk.	No.	Seasons
1.	34	1959-60 through 1992-93
2.	10	2015-16 through present
3.	6	2004-05 through 2009-10
4.	5	1946 through 1949-50
5.	3	2011-12 through 2013-14
6.	2	1954-55 through 1955-56

CONSECUTIVE 20-WIN SEASONS

Rk.	No.	Seasons
1.	11	2015-16 through present
t2.	4	1980-81 through 1983-84
	4	1969-70 through 1972-73
4.	3	1965-66 through 1967-68
t5.	2	2007-08 through 2008-09
	2	1991-92 through 1992-93
	2	1976-77 through 1977-78

VICTORIES – 4-YEAR PERIOD

Rk.	No.	Seasons
1.	132	2021-22 through 2024-25
2.	125	2020-21 through 2023-24
3.	122	2022-23 through present
t4.	116	2019-20 through 2022-23
	116	2018-19 through 2021-22
6.	111	2017-18 through 2020-21
7.	109	1980-81 through 1983-84
t8.	104	2016-17 through 2019-20
	104	1981-82 through 1984-85
10.	103	2015-16 through 2018-19
11.	100	1964-65 through 1967-68
12.	99	1966-67 through 1969-70

VICTORIES – 3-YEAR PERIOD

Rk.	No.	Seasons
1.	100	2022-23 through 2024-25
2.	97	2021-22 through 2023-24
3.	93	2020-21 through 2022-23
4.	89	2023-24 through present
5.	88	1981-82 through 1983-84
6.	84	2018-19 through 2020-21
t7.	83	2019-20 through 2021-22
	83	2017-18 through 2019-20
t9.	81	2016-17 through 2018-19
	81	1965-66 through 1967-68
11.	79	1982-83 through 1984-85
t12.	77	1980-81 through 1982-83

WINNINGEST 4-YEAR CLASSES

Rk.	Wins	Years (Records)	Four-Year Lettermen in Senior Class
1.	132	21-22 (32-6), 22-23 (33-4), 23-24 (32-5), 24-25 (35-5)	J'Wan Roberts, Ramon Walker Jr.
2.	125	20-21 (28-4), 21-22 (32-6), 22-23 (33-4), 23-24 (32-5)	Ryan Elvin, J'Wan Roberts, Jamal Shead
3.	122	22-23 (33-4), 23-24 (32-5), 24-25 (35-5), 25-26 (22-2)	Emanuel Sharp, Ramon Walker Jr.
t4.	116	18-19 (33-4), 19-20 (23-8), 20-21 (28-4), 21-22 (32-6)	Fabian White Jr.
	116	19-20 (23-8), 20-21 (28-4), 21-22 (32-6), 22-23 (33-4)	Marcus Sasser
6.	111	17-18 (27-8), 18-19 (33-4), 19-20 (23-8), 20-21 (28-4)	---
7.	109	80-81 (21-9), 81-82 (25-8), 82-83 (31-3), 83-84 (32-5)	Michael Young
t8.	104	16-17 (21-11), 17-18 (27-8), 18-19 (33-4), 19-20 (23-8)	---
t8.	104	81-82 (25-8), 82-83 (31-3), 83-84 (32-5), 84-85 (16-14)	Eric Dickens, Reid Gettys
10.	103	15-16 (22-10), 16-17 (21-11), 17-18 (27-8), 18-19 (33-4)	Galen Robinson Jr.
11.	100	64-65 (19-10), 65-66 (23-6), 66-67 (27-4), 67-68 (31-2)	Don Chaney, Elvin Hayes
12.	99	66-67 (27-4), 67-68 (31-2), 68-69 (16-10), 69-70 (25-5)	Melvin Bell, Tom Gribben
13.	97	65-66 (23-6), 66-67 (27-4), 67-68 (31-2), 68-69 (16-10)	Niemer Hamood, Theodis Lee, Ken Spain
14.	94	67-68 (31-2), 68-69 (16-10), 69-70 (25-5), 70-71 (22-7)	---
15.	93	82-83 (31-3), 83-84 (32-5), 84-85 (16-14), 85-86 (14-14)	Alvin Franklin, Renaldo Thomas
16.	91	79-80 (14-14), 80-81 (21-9), 81-82 (25-8), 82-83 (31-3)	David Bunce, Larry Micheaux
17.	90	69-70 (25-5), 70-71 (22-7), 71-72 (20-7), 72-73 (23-4)	Clay Hoster, Steve Newsome, Doug Worrell
18.	89	89-90 (25-8), 90-91 (18-11), 91-92 (25-6), 92-93 (21-9)	Darrell Grayson
t19.	87	75-76 (17-11), 76-77 (29-8), 77-78 (25-8), 78-79 (16-15)	Ken Ciolli, George Walker
	87	74-75 , 75-76 (17-11), 76-77 (29-8), 77-78 (25-8)	Cecil Rose, Charles Thompson
t21.	85	88-89 (17-14), 89-90 (25-8), 90-91 (18-11), 91-92 (25-6)	Derrick Daniels, Roger Fernandes, Craig Upchurch
	85	63-64 (16-10), 64-65 (19-10), 65-66 (23-6), 66-67 (27-4)	Gary Grider, Leary Lentz

Bold – Played 4+ seasons at Houston | (3+ years for those who played before freshmen eligibility)

VICTORIES – 2-YEAR PERIOD

Rk.	No.	Seasons
1.	67	2023-24 through 2024-25
t2.	65	2022-23 through 2023-24
t2.	65	2021-22 through 2022-23
4.	63	1983-83 through 1983-84
5.	61	2020-21 through 2021-22
6.	60	2017-18 through 2018-19
7.	58	1966-67 through 1967-68
8.	57	2024-25 through present
t9.	56	2018-19 through 2019-20
	56	1981-82 through 1982-83

FREE THROW PERCENTAGE

	1.	296-383	2025-26
2.	.770	552-717	2007-08
3.	.746	562-753	2008-09
4.	.744	582-782	1965-66
5.	.740	480-649	2024-25
6.	.733	466-636	2022-23
7.	.730	449-615	2019-20
8.	.723	536-741	1957-58
9.	.718	484-674	2017-18
10.	.717	390-544	2016-17
11.	.716	638-891	1969-70

RECORDS WATCH

INDIVIDUAL • CAREER

WINS

Rk.	No.	Player	Record	Years
1.	149	J'Wan Roberts	149-24	2019-25
2.	121	Fabian White Jr.	121-28	2017-22
3.	120	Jamal Shead	120-18	2020-24
4.	117	Emanuel Sharp	117-14	2021 –
5.	114	Ja'Vier Francis	114-14	2021-25
6.	109	Michael Young	109-25	1980-84
7.	103	Galen Robinson Jr.	103-33	2015-19
8.	95	Reid Gettys	95-25	1981-85
t9.	90	Reggie Chaney	90-14	2020-23
		Marcus Sasser	90-17	2019-23
		Alvin Franklin	90-35	1982-86

CONFERENCE WINS

Rk.	No.	Player	Record	Years
1.	79	J'Wan Roberts (American/Big 12)	79-11	2019-25
2.	67	Ja'Vier Francis (American/Big 12)	67-6	2021-25
3.	61	Fabian White Jr. (American)	61-15	2017-22
4.	59	Jamal Shead (American/Big 12)	59-9	2020-24
5.	58	Emanuel Sharp (American/Big 12)	58-6	2021 –
6.	54	Galen Robinson Jr. (American)	54-18	2015-19
7.	52	Michael Young (SWC)	52-12	1980-84
8.	47	Alvin Franklin (SWC)	47-17	1982-86
t9.	45	Reggie Chaney (AAC)	45-7	2020-23
		Larry Micheaux (SWC)	45-19	1979-83
t11.	44	Marcus Sasser (American)	44-9	2019-23
		Reid Gettys (SWC)	44-16	1981-85

FERTITTA CENTER WINS

Rk.	No.	Player	Record	Years
1.	77	J'Wan Roberts	77-4	2019-25
2.	62	Jamal Shead	62-3	2020-24
3.	58	Emanuel Sharp	58-2	2021 –
4.	56	Ja'Vier Francis	56-2	2021-25
t5.	49	Marcus Sasser	49-4	2019-23
		Fabian White Jr.	49-4	2017-22
7.	48	Ramon Walker Jr.	48-2	2021 –
8.	45	Reggie Chaney	45-3	2020-23
9.	43	Brisen Gresham	43-3	2018-21
t10.	40	DeJon Jarreau	40-3	2018-21
		Ryan Elvin	40-0	2020-24
12.	37	Terrance Arceneaux	37-2	2022-25
13.	34	Tramon Mark	34-2	2020-23

POINTS

Rk.	No.	Player	G	Years
1.	2,884	Elvin Hayes	93	1965-68
2.	2,832	Otis Birdsong	116	1973-77
3.	2,043	Michael Young	134	1980-84
4.	1,880	Craig Upchurch	126	1987-92
5.	1,838	Rob Williams	88	1979-82
6.	1,765	Louis Dunbar	79	1972-75
7.	1,741	Dwight Davis	84	1969-72
8.	1,710	Rob Gray	91	2015-18
9.	1,684	Alvin Franklin	125	1982-86
10.	1,662	Greg Anderson	123	1983-87
11.	1,548	Rickie Winslow	123	1983-87
12.	1,521	Emanuel Sharp	131	2021 –
13.	1,516	Aubrey Coleman	67	2008-10
14.	1,476	Kenneth Williams	126	1976-80
15.	1,465	Kelvin Lewis	100	2007-10
16.	1,458	Marcus Sasser	107	2019-23
17.	1,452	Gary Phillips	79	1958-61
18.	1,435	Robert McKiver	67	2006-08
19.	1,407	Andre Owens	87	2002-05
20.	1,388	TaShawn Thomas	96	2011-14
21.	1,383	Clyde Drexler	96	1980-83
22.	1,381	Charles Thompson	118	1974-78
23.	1,333	Jamal Shead	138	2020-24
24.	1,332	Hakeem Olajuwon	100	1981-84
25.	1,322	Larry Micheaux	123	1979-83
26.	1,298	Tim Moore	70	1993-96
27.	1,275	J'Wan Roberts	173	2019-25
28.	1,250	Lanny Smith	122	2003-08
29.	1,244	Cecil Rose	114	1974-78
30.	1,237	Joe Hamood	84	1963-66
31.	1,234	Fabian White Jr.	149	2017-22
32.	1,231	Ollie Taylor	56	1968-70
33.	1,202	LJ Cryer	77	2023-25
34.	1,195	Ted Luckenbill	72	1958-61
35.	1,162	Don Boldebuck	51	1954-56
36.	1,139	Don Schverak	85	1960-64
37.	1,135	Galen Robinson	96	1994-98
38.	1,133	Don Chaney	90	1965-68
39.	1,132	George Williams	90	1999-02
40.	1,131	Kenny Younger	87	1997-00
41.	1,114	Gee Gervin	58	1998-00
42.	1,107	George Walker	129	1975-79
43.	1,088	Steve Newsome	83	1970-73
44.	1,087	Derrick Daniels	124	1988-92
45.	1,086	Corey Davis Jr.	72	2017-19
46.	1,077	Jherrod Stiggers	97	2011-15
47.	1,073	Lyle Harger	76	1960-63
48.	1,057	Richard Hollis	62	1987-89
49.	1,051	Byron Smith	62	1989-91
50.	1,050	David Marrs	102	1972-76
51.	1,041	Damon Jones	81	1994-97
52.	1,026	Lloyd Hendrix	89	1947-51
53.	1,025	Ken Spain	90	1966-69
54.	1,001	Damyean Dotson	64	2015-17

1,000-POINT COLLEGIATE CAREERS

**	1,254	Milos Uzan (career)	128	2019 –
----	-------	---------------------	-----	--------

FASTEST to 1,000 Points

Rk.	G	Player	Years
1.	37	Elvin Hayes	1965-68
2.	43	Don Boldebuck	1954-56
t3.	47	Louis Dunbar	1972-75
		Ollie Taylor	1968-70
5.	45	Aubrey Coleman	2008-10
6.	50	Rob Williams	1979-82
7.	51	Gee Gervin	1998-00
t8.	52	Robert McKiver	2006-08
		Otis Birdsong	1973-77
10.	53	Dwight Davis	1969-72
11.	54	Tim Moore	1993-96
t12.	55	Rob Gray	2015-18
		Gary Phillips	1958-61
t14.	59	Byron Smith	1989-91
		Richard Hollis	1987-89
16.	62	Ted Luckenbill	1958-61
17.	64	Damyean Dotson	2015-17
18.	65	Andre Owens	2002-05
19.	66	LJ Cryer	2023-25
20.	68	Craig Upchurch	1987-92
21.	69	Corey Davis Jr.	2017-19
t22.	70	TaShawn Thomas	2011-14
		Kelvin Lewis	2007-10
24.	71	Clyde Drexler	1980-83
t25.	73	Joe Hamood	1963-66
		Lyle Harger	1960-63
t27.	75	George Williams	1999-02
		Kenny Younger	1997-00
		Donnie Schverak	1960-64
30.	76	Steve Newsome	1970-73
31.	*77	Lloyd Hendrix	1947-51
32.	78	Damon Jones	1994-97
33.	79	Michael Young	1980-84
34.	80	Marcus Sasser	2019-23
t35.	81	Hakeem Olajuwon	1981-84
		Don Chaney	1965-68
37.	83	Rickie Winslow	1983-87
38.	85	Lanny Smith	2003-08
t39.	87	Galen Robinson	1994-98
		Greg Anderson	1983-87
t41.	89	Alvin Franklin	1982-86
		Ken Spain	1966-69
43.	92	Jherrod Stiggers	2013-15
44.	94	Charles Thompson	1974-78
45.	95	Kenneth Williams	1976-80
46.	98	Larry Micheaux	1979-83
t47.	99	Emanuel Sharp	2021 –
		Cecil Rose	1974-78
49.	100	David Marrs	1972-76
t50.	116	Jamal Shead	2020-24
		Derrick Daniels	1988-92
52.	123	George Walker	1975-79
53.	132	Fabian White Jr.	2017-22
54.	150	J'Wan Roberts	2019-25

* – Game-by-game records from 1947-55 are incomplete.
Hendrix' game total is estimated based on
scoring average from the 1950-51 season. Exact number is unknown.

RECORDS WATCH

REBOUNDS

Rk.	No.	Player	G	Years
1.	1,602	Elvin Hayes	93	1965-68
2.	1,067	Hakeem Olajuwon	100	1981-84
3.	1,053	J'Wan Roberts	173	2019-25
4.	1,045	Greg Anderson	123	1983-87
5.	969	Rickie Winslow	124	1983-87
6.	961	Dwight Davis	84	1969-72
7.	948	Clyde Drexler	96	1980-83
8.	863	Don Boldebuck	51	1954-55
9.	859	Ken Spain	90	1966-69
10.	833	TaShawn Thomas	96	2011-14
11.	797	Craig Upchurch	126	1987-92
12.	795	Michael Young	134	1980-84
13.	787	Larry Micheaux	123	1979-83
14.	777	Charles Thompson	118	1974-78
15.	766	Lyle Harger	76	1960-63
16.	765	Maurice Pressley	79	1972-75
17.	755	Steve Newsome	83	1970-73
18.	739	Dwight Jones	54	1971-73
19.	735	Leary Lentz	89	1964-67
20.	704	Fabian White Jr.	149	2017-22
21.	703	Tim Moore	49	1993-96
**	486	Joseph Tugler	92	2023 –

GAMES PLAYED

Rk.	No.	Player	Years
1.	173	J'Wan Roberts	2019-25
2.	149	Fabian White Jr.	2017-22
3.	138	Jamal Shead	2020-24
4.	136	Galen Robinson Jr.	2015-19
5.	134	Michael Young	1980-84
6.	131	Emanuel Sharp	2021 –
t7.	129	Ken Giolli	1975-79
		George Walker	1975-79
t9.	126	Danrad Knowles	2013-17
		Craig Upchurch	1987-92
		Kenneth Williams	1976-80
12.	125	Alvin Franklin	1982-86
t13.	124	Derrick Daniels	1988-92
		Rickie Winslow	1983-87
t15.	123	Greg Anderson	1983-87
		Larry Micheaux	1979-83
t17.	122	Zamal Nixon	2007-11
		Lanny Smith	2003-08
19..	120	Reid Gettys	1981-85
20.	119	Marcus Oliver	1999-04
t21.	118	Charles Thompson	1974-78

GAMES STARTED

Rk.	No.	Player	Years
1.	129	Michael Young	1980-84
2.	126	Craig Upchurch	1987-92
3.	124	Derrick Daniels	1988-92
4.	123	Rickie Winslow	1983-87
5.	119	Galen Robinson Jr.	2015-19
6.	113	Lanny Smith	2003-08
7.	112	Alvin Franklin	1982-86
8.	110	J'Wan Roberts	2019-25
9.	108	Jamal Shead	2020-24
10.	107	Larry Micheaux	1979-83
11.	96	TaShawn Thomas	2011-14
12.	95	Clyde Drexler	1980-83
13.	94	Greg Anderson	1983-87
14.	93	Marcus Sasser	2019-23
15.	92	Emanuel Sharp	2021 –
16.	91	Kelvin Lewis	2007-10
17.	90	Fabian White Jr.	2017-22
18.	88	George Williams	1999-02
t19.	87	Kenny Younger	1997-00
20.	86	Rob Williams	1979-82
21.	85	Andre Owens	2002-05
22.	82	Jack Foster	1953-56

MINUTES PLAYED

Rk.	No.	Player	G	Years
1.	4,498	Michael Young	134	1980-84
2.	4,087	Rickie Winslow	124	1983-87
3.	4,065	Derrick Daniels	124	1988-92
4.	4,062	Otis Birdsong	116	1973-77
5.	3,939	J'Wan Roberts	173	2019-25
6.	3,916	Craig Upchurch	126	1987-92
7.	3,830	Alvin Franklin	125	1982-86
8.	3,788	Jamal Shead	138	2020-24
9.	3,773	Galen Robinson Jr.	136	2015-19
10.	3,535	Lanny Smith	122	2003-08
11.	3,457	Greg Anderson	123	1983-87
12.	3,418	Larry Micheaux	123	1979-83
13.	3,335	Elvin Hayes	93	1965-68
14.	3,299	Kelvin Lewis	100	2007-10
15.	3,274	Emanuel Sharp	131	2021 –
16.	3,255	Clyde Drexler	96	1980-83
17.	3,161	Fabian White Jr.	149	2017-22
18.	3,132	Marcus Sasser	107	2019-23
19.	3,129	Rob Williams	88	1979-82
20.	3,115	Andre Owens	87	2002-05
21.	3,039	George Williams	90	1999-02
22.	3,036	Dwight Davis	84	1969-72

3-POINT FIELD GOALS

Rk.	No.	Player	G	Years
1.	277	Emanuel Sharp	131	2021 –
2.	276	Marcus Sasser	107	2019-23
3.	261	Robert McKiver	67	2006-08
4.	251	Kelvin Lewis	65	2007-10
5.	243	Jherrod Stiggers	97	2011-15
6.	235	LJ Cryer	77	2023-25
7.	229	Armoni Brooks	100	2016-19
8.	227	Andre Owens	87	2002-06
9.	214	Corey Davis Jr.	72	2017-19
10.	183	Lanny Smith	122	2003-08
t10.	182	Damon Jones	81	1994-97
12.	172	Rob Gray	92	2015-18
13.	170	Damyean Dotson	64	2015-17
14.	168	Derrick Daniels	124	1988-92
15.	161	Oliver Lafayette	64	2005-07
16.	145	Jessie Drain	115	1991-95
17.	142	Quentin Grimes	60	2019-21

3-POINT FIELD GOALS ATTEMPTS

Rk.	No.	Player	G	Years
1.	748	Marcus Sasser	107	2019-23
2.	730	Emanuel Sharp	131	2021 –
3.	719	Robert McKiver	67	2006-08
4.	679	Jherrod Stiggers	97	2011-15
5.	675	Andre Owens	87	2002-05
6.	658	Kelvin Lewis	65	2007-10
7.	579	LJ Cryer	77	2023-25
8.	577	Armoni Brooks	100	2016-19
9.	536	Corey Davis Jr.	72	2017-19
10.	521	Damon Jones	81	1994-97
11.	500	Oliver Lafayette	64	2005-07
12.	475	Rob Gray	91	2015-18
13.	439	Derrick Daniels	124	1988-92
14.	413	Damyean Dotson	64	2015-17
15.	411	Jessie Drain	115	1991-95
16.	377	Quentin Grimes	60	2019-21

3-POINT FIELD GOAL PERCENTAGE (min. 85 made)

Rk.	Pct.	Player	FGM-A	Years
1.	.431	Wes VanBeck	103-239	2014-18
2.	.423	Byron Smith	137-324	1989-91
3.	.4116	Damyean Dotson	170-413	2015-17
4.	.4059	LJ Cryer	235-579	2023-25
5.	.4020	Joseph Young	121-301	2010-13
6.	.400	Adam Brown	96-240	2009-11
7.	.3993	Corey Davis Jr.	214-536	2017-19

8.	.3969	Armoni Brooks	229-577	2016-19
9.	.3935	Dominic Smith	85-216	2000-02
10.	.3917	Darian Thibodeaux	94-240	2010-12
11.	.390	Horace Chaney	139-356	1987-89
12.	.3839	Dion Dowell	124-323	2006-08
13.	.3827	Derrick Daniels	168-439	1988-92
14.	.3815	Kelvin Lewis	251-658	2007-10
15.	.3795	Emanuel Sharp	277-730	2021 –
16.	.3786	Gee Gervin	117-309	1998-00
17.	.3767	Quentin Grimes	142-377	2019-21

3-POINT FIELD GOALS per GAME (min. 85 made)

Rk.	No.	Player	3FG	G	Years
1.	3.90	Robert McKiver	261	67	2006-08
2.	3.05	LJ Cryer	235	77	2023-25
3.	2.972	Corey Davis Jr.	214	72	2017-19
4.	2.656	Damyean Dotson	170	64	2015-17
5.	2.609	Andre Owens	226	87	2002-05
6.	2.58	Marcus Sasser	276	107	2019-23
7.	2.516	Oliver Lafayette	161	64	2005-07
8.	2.51	Kelvin Lewis	251	100	2007-10
9.	2.505	Jherrod Stiggers	243	91	2011-15
10.	2.37	Quentin Grimes	142	60	2019-21
11.	2.29	Armoni Brooks	229	100	2016-19
12.	2.289	Marcus Sasser	135	59	2019-23
13.	2.279	Horace Chaney	139	61	1987-89
14.	2.247	Damon Jones	182	81	1994-97
15.	2.210	Byron Smith	137	62	1989-91
16.	2.115	Emanuel Sharp	267	131	2021 –
17.	2.032	Dion Dowell	124	61	2006-08

CONSECUTIVE GAMES with 3-POINT FGM

Rk.	No.	Player	Dates
t1.	32	Quentin Grimes	3/5/20 – 4/4/21
		Damyean Dotson	11/11/16 – 3/16/17
3.	30	LJ Cryer	12/21/24 – 4/8/25
4.	29	Corey Davis Jr.	11/25/17 – 3/15/18
t5	28	Emanuel Sharp	2/18/25 – 1/3/26
t5.	28	Robert McKiver	11/26/07 – 3/27/08
t7.	26	Corey Davis Jr.	12/23/18 – 3/30/19
		Jherrod Stiggers	2/5/14 – 1/15/15
		Kelvin Lewis	3/7/09 – 2/6/10
10.	25	Robert McKiver	11/13/06 – 2/19/0
11.	24	Armoni Brooks	3/17/18 – 2/10/19
12.	23	Richard Hollis	1/9 – 11/30/88

BLOCKED SHOTS

Rk.	No.	Player	G	Years
1.	454	Hakeem Olajuwon	100	1980-84
2.	231	Dwight Davis	84	1969-72
3.	227	Greg Anderson	123	1983-87
4.	211	Bo Outlaw	61	1991-93
5.	209	TaShawn Thomas	96	2011-14
6.	160	Anwar Ferguson	55	2002-04
7.	155	Dwight Jones	54	1969-71
8.	146	Ja'Vier Francis	128	2019-25
9.	142	Joseph Tugler	92	2023 –
10.	137	Danrad Knowles	126	2013-17
11.	136	J'Wan Roberts	173	2019-25
12.	135	Maurice Pressley	79	1972-75
13.	133	Tim Moore	70	1993-96
14.	132	Larry Micheaux	123	1979-83
15.	131	Brisson Gresham	99	2018-21
16.	130	Fabian White Jr.	149	2017-22
17.	107	George Williams	90	1999-02
18.	102	Rickie Winslow	124	1983-87
19.	100	David Marrs	102	1972-76

RECORDS WATCH

INDIVIDUAL • GAME

POINTS

Rk.	No.	Player	Opponent	Date
1.	62	Elvin Hayes (Sr.)	Valparaiso	2/24/68
2.	55	Elvin Hayes (So.)	Southwestern	2/12/66
3.	52	Robert McKiver (Sr.)	Southern Miss	2/27/08
4.	51	Elvin Hayes (Sr.)	Virginia Tech	3/2/68
t5.	50	Elvin Hayes (Sr.)	at Centenary	2/10/68
		Lyle Harger (Sr.)	Trinity	2/16/63
		Don Boldebeck (Jr.)	at Sam Houston State	2/17/55
8.	49	Elvin Hayes (Sr.)	vs. Loyola Chicago	3/9/68
9.	48	Elvin Hayes (Sr.)	Fairfield	1/29/68
t10.	45	Elvin Hayes (Sr.)	vs. Marquette	12/29/67
		Elvin Hayes (Sr.)	Montana State	12/14/67
12.	44	Elvin Hayes (Sr.)	UT Arlington	2/22/68
t13.	43	Otis Birdsong (Sr.)	Texas A&M	2/19/1977
		Otis Birdsong (Sr.)	Texas	1/18/1977
		Elvin Hayes (Sr.)	Air Force	2/17/1968
		Elvin Hayes (Jr.)	Centenary	12/14/1966
t17.	42	Kingston Flemings (Fr.)	at #12/12 Texas Tech	1/24/26
		Tim Moore (So.)	at Baylor	1/22/1994
		Otis Birdsong (Sr.)	at UCLA	1/2/1977
		Otis Birdsong (Jr.)	at Rice	2/7/1976
		Dwight Davis (Sr.)	Arizona State	12/11/1971
		Elvin Hayes (Jr.)	at UNLV	1/31/1967
		Elvin Hayes (Jr.)	Hardin-Simmons	2/9/1967
t23.	41	Robert McKiver (Sr.)	at UAB	2/20/2008
		Andre Owens (Jr.)	Texas A&M	12/27/2003
		Greg Anderson (Jr.)	Arizona State	12/6/1986
		Kenneth Williams (Jr.)	SMU	1/22/1979
		Otis Birdsong (Sr.)	TCU	2/12/1977
		Ollie Taylor (Sr.)	South Alabama	2/28/1970
		Elvin Hayes (Jr.)	Loyola (New Orleans)	2/28/1967
t30.	40	Rob Williams (So.)	at Texas	1/10/1981
		Dwight Davis (Sr.)	at Jacksonville	2/28/1972
		Theodis Lee (Sr.)	UNLV	2/6/1969
		Elvin Hayes (Sr.)	Hardin-Simmons	2/26/1968
		Elvin Hayes (Sr.)	Centenary	1/6/1968
		Elvin Hayes (Sr.)	George Washington	12/13/1967
		Elvin Hayes (So.)	Centenary	2/7/1966
		Lyle Harger (Sr.)	LSU	12/22/1962

STEALS

Rk.	No.	Player	Opponent	Date
1.	11	Clyde Drexler	at Syracuse	12/11/82
t2.	8	Kingston Flemings	vs. Florida State	12/6/25
		Jamal Shead	Our Lady of the Lake	2/6/21
		Oliver Lafayette	BYU	3/15/06
		Dominic Smith	Charlotte	2/4/01
		Ken Ciolli	vs. Illinois State	3/14/77
		Ken Ciolli	Texas Lutheran	12/7/77
		Ken Ciolli	Xavier	12/16/77
		Cecil Rose	Houston Baptist	1/2/76
t8.	7	Aubrey Coleman	Tulsa	1/9/10
		Aubrey Coleman	vs. San Diego	11/27/09
		Aubrey Coleman	at Toledo	12/20/08
		Brian Latham	South Florida	2/16/05
		Bernard Smith	Southern Miss	3/1/00
		Rickie Winslow	at UTSA	12/5/85
		Eric Dickens	at TCU	1/3/85
		Michael Young	Arkansas	2/26/84
		Clyde Drexler	vs. TCU	3/12/83
		Clyde Drexler	UC Santa Barbara	12/15/81

3-POINT FIELD GOALS MADE

1.	10	Cameron Tyson	Our Lady of the Lake	2/6/21
t2.	9	Cameron Tyson	at Tulane	1/28/21
		Robert McKiver	vs. Middle Tennessee	12/1/07
		Robert McKiver	vs. Charleston	11/17/07
		Robert McKiver	vs. Prairie View A&M	11/29/06
t6.	8	Emanuel Sharp	at Utah	2/10/26
		Quentin Grimes	WKU	2/25/21
		Marcus Sasser	Tulane	1/9/21
		Corey Davis Jr.	at Tulane	2/17/19
		Jherrod Stiggers	Mississippi Valley State	12/28/14
		Andre Owens	at Marquette	3/2/05
t11.	7	Emanuel Sharp	vs. Texas A&M	3/24/24
		Marcus Sasser	at Tulane	1/17/23
		Marcus Sasser	Norfolk State	11/29/22
		Kyler Edwards	at Tulsa	1/15/22
		Marcus Sasser	Northwestern State	11/30/11
		Marcus Sasser	Lamar	11/25/20
		Corey Davis Jr.	vs. Georgia State	3/22/19
		Armoni Brooks	at Oklahoma State	12/8/18
		Armoni Brooks	East Carolina	2/25/18
		Damyean Dotson	SMU	2/8/18
		Jherrod Stiggers	UCF	2/1/17
		Joseph Young	vs. Texas Tech	12/23/14
		Kelvin Lewis	vs. UT Rio Grande Valley	1/3/13
		Kelvin Lewis	SMU	2/13/10
		Kelvin Lewis	Troy	12/14/09
		Zamal Nixon	SMU	3/7/09
		Kelvin Lewis	at Southern Miss	1/17/09
		Kelvin Lewis	Mississippi Valley State	12/13/08
		Kelvin Lewis	Valparaiso	3/24/08
		Robert McKiver	Southern Miss	2/27/08
		Robert McKiver	at UCF	2/2/08
		Robert McKiver	SMU	1/13/07
		Robert McKiver	Memphis	1/11/07
		Robert McKiver	at Rhode Island	11/13/06
		Ramon Dyer	at North Texas	12/23/05
		Oliver Lafayette	Arizona	12/3/05
		Lamar Roberson	Florida Tech	11/25/05
		Andre Owens	at Wichita State	3/16/05
		Andre Owens	Louisville	1/5/05
		Andre Owens	Texas A&M	12/27/03
		Gee Gervin	at UAB	1/9/99
		David Diaz	at Cal State Fullerton	2/10/93
		Horace Chaney	Arkansas	2/1/89
		Richard Hollis	vs. Drexel	12/20/87

RECORDS WATCH

FRESHMAN • SEASON

SCORING AVERAGE

Rk.	Avg.	Player	Pts	G	Season
1.	16.6	Kingston Flemings	398	24	2025-26
2.	16.3	Rob Williams	456	28	1979-80
3.	14.31	Otis Birdsong	372	26	1973-74
4.	14.29	George Williams	443	31	1999-00
5.	13.2	Caleb Mills	409	31	2019-20
6.	12.4	Danuel House	409	33	2012-13
7.	12.1	Craig Upchurch	376	31	1987-88
8.	12.0	Michael Young	361	30	1980-81
9.	11.9	Clyde Drexler	356	30	1980-81
10.	11.3	Joseph Young	340	30	2011-12
11.	11.2	Jarace Walker	404	36	2022-23
**	9.7	Chris Cenac Jr.	232	24	2025-26

POINTS SCORED

Rk.	No.	Player	G	Season
1.	456	Rob Williams	28	1979-80
2.	443	George Williams	31	1999-00
t3.	409	Caleb Mills	31	2019-20
		Danuel House	33	2012-13
5.	404	Jarace Walker	36	2022-23
6	398	Kingston Flemings	24	2024-25
7.	376	Craig Upchurch	31	1987-88
8.	372	Otis Birdsong	26	1973-74
9.	361	Michael Young	30	1980-81
10.	356	Clyde Drexler	30	1980-81
11.	340	Joseph Young	30	2011-12

FIELD GOAL PERCENTAGE (min. 120 att.)

Rk.	Pct.	Player	FGM-A	Season
1.	57.7	TaShawn Thomas	138-239	2011-12
2.	57.1	Rickie Winslow	133-233	1983-84
3.	56.6	Craig Upchurch	148-262	1987-88
4.	56.0	Fabian White Jr.	75-134	2017-18
5.	53.7	George Walker	72-134	1975-76
6.	51.63	George Williams	174-337	1999-00
8.	51.3	Rob Williams	180-351	1979-80
7.	50.68	Kingston Flemings	150-296	2025-26
9.	50.53	Chris Cenac Jr.	96-190	2025-26
10.	50.50	Clyde Drexler	153-303	1980-81
11.	49.4	Otis Birdsong	154-312	1973-74
12.	49.216	Michael Young	157-319	1980-81

FIELD GOALS MADE

Rk.	No.	Player	G	Season
1.	180	Rob Williams	28	1979-80
2.	174	George Williams	31	1999-00
3.	158	Jarace Walker	36	2022-23
4.	157	Michael Young	30	1980-81
5.	154	Otis Birdsong	26	1973-74
6.	153	Clyde Drexler	30	1980-81
t7.	150	Kingston Flemings	24	2024-25
t7.	148	Craig Upchurch	31	1987-88
9.	143	Caleb Mills	31	2019-20
10.	138	TaShawn Thomas	30	2011-12
11.	133	Rickie Winslow	37	1983-84
**	93	Chris Cenac Jr.	23	2024-25

FIELD GOALS ATTEMPTS

Rk.	No.	Player	G	Season
1.	371	Caleb Mills	31	2019-20
2.	351	Rob Williams	28	1979-80
3.	340	Jarace Walker	36	2022-23
4.	337	George Williams	31	1999-00
5.	319	Michael Young	30	1980-81
6.	312	Otis Birdsong	26	1973-74
7.	303	Clyde Drexler	30	1980-81
8	296	Kingston Flemings	24	2024-25
9.	293	Joseph Young	30	2011-12
10.	291	Danuel House	33	2012-13
11.	262	Damon Jones	27	1994-95
**	190	Chris Cenac Jr.	24	2024-25

3-POINT FIELD GOALS MADE

Rk.	No.	Player	G	Season
1.	67	Jherrod Stiggers	33	2012-13
2.	57	Marcus Sasser	30	2019-20
t3.	55	Joseph Young	30	2011-12
		Damon Jones	27	1994-95
5.	50	Caleb Mills	31	2019-20
6.	43	Emanuel Sharp	33	2022-23
7.	37	Treva Crosby	29	1997-98
8.	35	Jarace Walker	36	2022-23
9.	31	Cedrick Alley Jr.	37	2018-19
t10.	30	Danuel House	33	2012-13
		Lanny Smith	27	2003-04
**	27	Kingston Flemings	24	2025-26

3-POINT FIELD GOAL ATTEMPTS

Rk.	No.	Player	G	Season
1.	177	Jherrod Stiggers	33	2012-13
2.	168	Damon Jones	27	1994-95
3.	162	Marcus Sasser	30	2019-20
4.	144	Joseph Young	30	2011-12
5.	137	Caleb Mills	31	2019-20
6.	124	Emanuel Sharp	33	2022-23
7.	116	Cedrick Alley Jr.	37	2018-19
8.	108	Treva Crosby	29	1997-98
9.	101	Jarace Walker	36	2022-23
10.	95	Danuel House	33	2012-13
**	74	Kingston Flemings	24	2025-26

3-POINT FIELD GOAL PERCENTAGE (min. 60 att.)

Rk.	Pct.	Player	3FGA-M	Season
1.	46.7	Bryan Shelton	28-60	2001-02
2.	38.2	Joseph Young	55-144	2011-12
3.	37.9	Jherrod Stiggers	67-177	2012-13
4.	36.496	Caleb Mills	50-137	2019-20
5.	36.486	Kingston Flemings	27-74	2025-26
6.	35.2	Marcus Sasser	57-162	2019-20
7.	34.68	Emanuel Sharp	43-123	2022-23
8.	34.65	Jarace Walker	35-101	2022-23
9.	34.3	Treva Crosby	37-108	1997-98
10.	33.7	Nate Hinton	28-83	2018-19
11.	33.3	Kirk Van Slyke	21-63	2009-10
**	35.6	Chris Cenac Jr.	21-59	2025-26

FREE-THROW PERCENTAGE (min. 60 att.)

Rk.	Pct.	Player	FTM-A	Season
1.	85.7	Nate Hinton	60-70	2018-19
2.	82.6	Kingston Flemings	71-86	2025-26
3.	76.5	Tamon Mark	62-81	2020-21
4.	75.6	Rob Williams	96-127	1979-80
5.	75.3	Caleb Mills	73-97	2019-20
6.	73.6	Marcus Oliver	64-87	1999-00
7.	71.8	Danuel House	125-174	2012-13
8.	69.6	Otis Birdsong	64-92	1973-74
9.	63.2	Craig Upchurch	79-125	1987-88
t10.	62.5	Alandise Harris	75-120	2010-11
		Damon Jones	40-64	1994-95
		George Walker	40-64	1975-76

REBOUNDING AVERAGE

Rk.	Avg.	Player	Rebs.	G.	Season
1.	10.5	Clyde Drexler	314	30	1980-81
2.	8.5	George Williams	263	31	1999-00
3.	8.2	TaShawn Thomas	245	30	2011-12
4.	7.5	Chris Cenac Jr.	181	24	2025-26
4.	6.8	Jarace Walker	245	36	2022-23
5.	6.3	Michael Young	190	30	1980-81
6.	5.9	Alton Ford	154	26	2000-01
7.	5.5	Rickie Winslow	203	37	1983-84
8.	5.4	Alandise Harris	145	27	2010-11
9.	5.3	Craig Upchurch	163	31	1987-88
10.	4.93	Danuel House	163	33	2012-13

REBOUNDS

Rk.	No.	Player	G	Season
1.	314	Clyde Drexler	30	1980-81
2.	263	George Williams	31	1999-00
t3.	245	Jarace Walker	36	2022-23
		TaShawn Thomas	30	2011-12
5.	203	Rickie Winslow	37	1983-84
6.	190	Michael Young	30	1980-81
7.	181	Chris Cenac Jr.	24	2024-25
t8.	163	Danuel House	33	2012-13
		Craig Upchurch	31	1987-88
10.	162	Nate Hinton	37	2018-19
11.	154	Alton Ford	26	2000-01

ASSISTS

Rk.	No.	Player	G	Season
1.	181	Derrick Daniels	31	1988-89
2.	129	Kingston Flemings	24	2025-26
3.	127	Rob Williams	28	1979-80
4.	121	Tommy Davis	28	1994-95
5.	114	Gerry McGee	26	1985-86
6.	113	Desmond Wade	33	2008-09
7	110	Galen Robinson, Jr.	32	2015-16
8.	95	Ken Cioli	28	1975-76
9.	93	Darrell McArthur	28	1986-87
10.	86	Lanny Smith	27	2003-04
11.	81	Randy Brown	28	1986-87

ASSISTS AVERAGE

Rk.	No.	Player	Asts.	G	Season
1.	5.84	Derrick Daniels	181	31	1988-89
2.	5.38	Kingston Flemings	129	24	2025-26
2.	4.53	Rob Williams	127	28	1979-80
3.	4.38	Gerry McGee	114	26	1985-86
4.	4.32	Tommy Davis	121	28	1994-95
5.	3.44	Galen Robinson Jr.	110	32	2015-16
6.	3.42	Desmond Wade	113	33	2008-09
7.	3.39	Ken Cioli	95	28	1975-76
8.	3.2	Lanny Smith	86	27	2003-04
9.	3.1	Darrell McArthur	93	30	1986-87
10.	2.89	Randy Brown	81	28	1986-87

BLOCKED SHOTS

Rk.	No.	Player	G	Season
1.	64	TaShawn Thomas	30	2011-12
2.	46	Jarace Walker	36	2022-23
3.	37	Danrad Knowles	31	2013-14
4.	32	Fabian White Jr.	35	2017-18
5.	30	Joseph Tugler	28	2023-24
6.	28	Clyde Drexler	30	1980-81
7.	26	Alandise Harris	27	2010-11
8.	24	George Williams	31	1999-00
9.	24	Greg Anderson	35	1983-84
10.	23	Rickie Winslow	37	1983-84
**	13	Chris Cenac Jr.	24	2025-26

BLOCKED SHOTS AVERAGE

Rk.	Avg.	Player	Blks.	G	Season
1.	2.1	TaShawn Thomas	64	30	2011-12
2.	1.28	Jarace Walker	46	36	2022-23
3.	1.19	Danrad Knowles	37	31	2013-14
4.	1.07	Joseph Tugler	30	28	2023-24
4.	1.0	Valentine Izundu	22	22	2012-13
5.	1.0	Alandise Harris	26	27	2010-11
6.	0.93	Clyde Drexler	28	30	1980-81
7.	0.91	Fabian White Jr.	32	35	2017-18
8.	0.77	George Williams	24	31	1999-00
9.	0.731	Alton Ford	19	26	2000-01
10.	0.69	Greg Anderson	24	35	1983-84
**	0.54	Chris Cenac Jr.	13	24	2025-26

RECORDS WATCH

STEALS

Rk.	No.	Player	G	Season
1.	60	Rickie Winslow	37	1983-84
2.	58	Clyde Drexler	30	1980-81
3.	49	Tommy Davis	28	1994-95
4.	48	George Williams	31	1999-00
5.	48	Rob Williams	28	1979-80
6.	47	Desmond Wade	33	2008-09
7.	46	Michael Young	30	1980-81
8.	43	Otis Birdsong	26	1973-74
9.	42	Kingston Flemings	24	2025-26
10.	41	Kenneth Williams	36	1976-77
11.	38	Nate Hinton	37	2018-19

STEALS AVERAGE

Rk.	No.	Player	Stls.	G	Season
1.	1.93	Clyde Drexler	58	30	1980-81
t2.	1.75	Kingston Flemings	42	24	2025-26
t2.	1.75	Tommy Davis	49	28	1994-95
4.	1.71	Rob Williams	48	28	1979-80
5.	1.65	Otis Birdsong	26	43	1973-74
6.	1.62	Rickie Winslow	60	37	1983-84
7.	1.54	George Williams	48	31	1999-00
8.	1.53	Michael Young	46	30	1980-81
9.	1.4	Desmond Wade	47	33	2008-09
t10.	1.14	Randy Brown	32	28	1986-87
11.	1.14	Kenneth Williams	41	36	1976-77

GAMES STARTED

Rk.	No.	Player	Season
t1.	36	Jarace Walker	2022-23
		Rickie Winslow	1983-84
t3.	31	George Williams	1999-00
		Derrick Daniels	1988-89
		Craig Upchurch	1987-88
t6.	30	TaShawn Thomas	2011-12
		Clyde Drexler	1980-81
t8.	27	Danuel House	2012-13
		Rob Williams	1979-80
t10.	26	Lanny Smith	2003-04
		Michael Young	1980-81
**	24	Kingston Flemings	2025-26
**	24	Chris Cenac Jr.	2025-26

MINUTES AVERAGE

Rk.	No.	Player	Min.	G	Season
1.	35.5	George Williams	1,099	31	1999-00
2.	34.97	Michael Young	1,049	30	1980-81
3.	33.07	Clyde Drexler	992	30	1980-81
4.	32.3	Rob Williams	903	28	1979-80
5.	32.2	Tommy Davis	901	28	1994-95
6.	31.5	Derrick Daniels	978	31	1988-89
7	31.1	Kingston Flemings	747	24	2025-26
8	30.1	Joseph Young	904	30	2011-12
9.	28.89	Damon Jones	780	27	1994-95
10.	28.61	Danuel House	944	33	2012-13
11.	28.59	Lanny Smith	772	27	2003-04
**	24.7	Chris Cenac Jr.	592	24	2025-26

DOUBLE-DOUBLES

Rk.	No.	Player	Season
1.	15	Clyde Drexler	1980-81
2.	11	George Williams	1999-00
3.	9	TaShawn Thomas	2011-12
t4.	4	Chris Cenac Jr.	2025-26
t4.	4	Rickie Winslow	1983-84
		Michael Young	1980-81
7.	3	Jarace Walker	2022-23
t8.	2	Fabian White Jr.	2017-18
		Alandise Harris	2010-11
t10.	1	Nate Hinton	2018-19
		Danuel House	2012-13
		Alton Ford	2000-01
		Jake Ballis	1998-99
		Chad Hendrick	1997-98
		Damon Jones	1994-95
		Gerry McGee	1985-86
		Greg Anderson	1983-84

WELCOME to the HOUSTON COUGARS, JACE ABARCA



• **Jace Abarca** returns for his third season with the University of Houston Men's Basketball program as Head Ball Kid in 2024-25.

• Jace joined the Cougars in a special ceremony inside the Guy V. Lewis Development Facility prior to the 2022-23 season on Oct. 4, 2022.

• Sitting beside his parents, Yaneth and James, and with his two brothers, Jace signed his Cougars Letter of Intent in front of his new teammates, coaches and the University of Houston band and cheer members and media members.

• As part of his signing, Jace serves as the Head Ball Kid at all Houston home Men's Basketball games inside the Fertitta Center.

• Jace joined the Cougars as part of a partnership with Team IMPACT. He lives with lupus and kidney disorders. Lupus is an inflammatory disease in which the body's immune systems attacks its own tissues and organs.

• Jace loves to read and play video games, like Roblox and Fortnite. He also enjoys science, engineering and geography. Jace is a big fan of the TV show Chicago Med and loves to talk about medical things.

• Nine-year-old **Nicholas Hickey** was Houston Men's Basketball's first Team IMPACT signee in October 2017. Nicholas battled epilepsy, apraxia of speech and autism.



HOUSTON ATHLETICS & TEAM IMPACT

2022	Jace Abarca	Men's Basketball
	Emilia	Swimming and Diving
	Bella	Soccer
2021	Vinny Robins	Football
2017	Nicholas Hickey	Men's Basketball
	Zamya Sumling	Volleyball
2014	Maycie Gonzalez	Track & Field

• Houston Athletics has worked with Team IMPACT for the past 2+ years, matching children across its Men's Basketball, Football, Soccer and Swimming and Diving programs.



The University of Houston Men's and Women's Basketball programs began play in a new game arena during the 2018-19 season when the Fertitta Center officially opened with a 65-61 win over No. 18/21 Oregon on Dec. 1, 2018, in front of a sellout crowd of 7,039.

With the completion of the 2016-17 season, Hofheinz Pavilion underwent a \$60 million renovation. The renovation was made possible through a generous \$20 million donation from University of System Board of Regents Chairman Tilman J. Fertitta and his family in late August 2016.

The facility features a premium club area and a courtside club. The reconfigured bowl moved mid-court seating locations closer to game action with floor-level seating opposite the team benches for UH students. Renovations included a new audio system, sports lighting and video boards as well as new concession stands and expanded restrooms. The facility's exterior also was refreshed.

Prominent to the center's exterior, the renovation will preserve the legacy of the Hofheinz family and its contributions to both UH and the city of Houston.


QUICK FACTS

Name:	Fertitta Center
Location:	3422 Cullen Blvd. Corner of Cullen Boulevard and Holman Street on the UH campus
Capacity:	7,035
All-Time Record:	121-7 (.945)
All-Time Attendance:	826,547 (6,458 avg.)
First Game:	vs. #18/21 Oregon (Dec. 1, 2018)
First Win:	W, 65-61, vs. #18/21 Oregon (Dec. 1, 2018)
Current Streak:	17 wins (Feb 4, 2025 – present); 50 of last 51 (L, 81-82, OT, vs. #22/19, Texas Tech, Feb. 1, 2025)
Long Winning Streak:	37 games (Dec. 19, 2019 – Feb. 12, 2022)
Long Losing Streak:	1 (Feb. 1, 2025; Jan. 22, 2023; Dec. 10, 2022; Feb. 12, 2022; Dec. 15, 2019; Nov. 15, 2019; March 2, 2019)
Renovation Cost:	\$60 million
Historic Donation:	\$20 million from UH System Board of Regents Chairman Tilman J. Fertitta and his family
Arena Amenities	Premium club area and courtside club Reconfigured bowl with mid-court seating closer to game action Floor-level seating opposite team benches for UH students New audio system, sports lighting and video boards New concession stands and expanded restrooms
Architects:	PGAL and AECOM
Project Manager:	Turner Construction

In Dec. 2019, a statue of former Harris County Judge Roy Hofheinz was dedicated with members of his family outside the Fertitta Center Club lower entrance off Holman Street. Fans can learn more about Hofheinz and his contributions to the University, city and state at the Roy Hofheinz Wall, located on the concourse near Section 107.

The University of Houston will request that city officials rename a portion of Holman Street in front of the arena after the Hofheinz family. In addition, Roy Hofheinz's records will be permanently archived and publicly accessible as a special collection in the UH library, and the Alumni Center will house an area describing the lives and public service of Roy and Irene Hofheinz.

"This gift is personal. It represents a commitment from my family and me to support the University of Houston in its quest to strengthen our nationally competitive institution both in academics and athletics," Fertitta said. "Upgrading our athletics facilities shows we are serious about competing at the highest levels of collegiate sports for many years to come. I'm proud of where the University of Houston is today and I'm proud to make this investment in my university's future."



FERTITTA CENTER TEAM RECORDS

SELLOUTS

104 total (45 straight • 66 of last 67)

Rk.	Att.	Opponent	Result	Date
1.	7,933	#14/15 Kansas	W, 76-46	3/9/24
2.	7,904	rv/- Texas	W, 82-61	2/17/24
3.	7,895	#6/6 Iowa State	W, 73-65	2/19/24
4.	7,879	Wichita State	W, 83-66	3/2/23
5.	7,763	Tulane	W, 89-59	2/22/23
6.	7,730	Memphis	W, 72-64	2/19/23
7.	7,718	#8/10 Alabama	L, 65-71	12/10/22
8.	7,603	rv/rv SMU	W, 75-61	2/2/22
9.	7,598	Cincinnati	W, 71-53	3/1/22
10.	7,586	#25/25 Texas Tech	W, 77-54	1/17/24
11.	7,562	Temple	W, 84-46	3/3/22
12.	7,488	Texas State	W, 80-47	12/22/21
13.	7,484	Temple	L, 55-56	1/22/23
14.	7,478	SMU	W, 87-53	1/5/23
15.	7,477	Cincinnati	W, 75-69	1/28/23
16.	7,473	South Florida	W, 83-77	1/11/23
17.	7,457	UCF	W, 71-65	12/31/22
18.	7,418	McNeese	W, 84-44	12/21/22
19.	7,451	Montana	W, 79-44	11/24/23
20.	7,450	Memphis	L, 59-69	2/12/22
21.	7,387	West Virginia	W, 89-55	1/6/24
22.	7,378	Kent State	W, 49-44	11/26/22
ESPN College GameDay covered by State Farm				
23.	7,377	#8/8 Iowa State	W, 68-59	2/22/25
24.	7,369	Tulsa	W, 80-42	2/8/23
25.	7,352	Cincinnati	W, 67-59	2/27/24
26.	7,324	#22/19 Texas Tech	L, 81-82 (OT)	2/1/25
27.	7,322	Texas Southern	W, 83-48	11/16/22
28.	7,312	Tulane	W, 73-62	2/2/22
29.	7,308	Norfolk State	W, 100-52	11/29/22
30.	7,287	East Carolina	W, 79-36	1/22/22
31.	7,283	North Florida	W, 76-42	12/6/22
32.	7,268	North Carolina A&T	W, 74-46	12/13/22
33.	7,260	Kansas State	W, 74-52	1/27/24
34.	7,246	Oral Roberts	W, 83-45	11/14/22
t35.	7,231	Kansas	W, 65-59	3/3/25
	7,231	Texas State	W, 72-37	12/21/23
37.	7,216	Penn	W, 81-42	12/30/23
38.	7,205	Oklahoma State	W, 79-63	2/6/24
39.	7,184	UCF	W, 57-42	1/20/24
40.	7,159	Rice	W, 75-39	12/6/23
41.	7,145	Texas A&M-Corpus Christi	W, 82-50	11/11/23
42.	7,135	rv/rv Wichita State	W, 76-43	2/9/20
43.	7,129	Memphis	W, 64-57	3/8/20
44.	7,122	Jackson State	W, 89-55	12/9/23
45.	7,104	Stetson	W, 79-48	11/13/23
46.	7,069	Cincinnati	W, 68-55	3/1/20
t47.	7,051	Wichita State	W, 76-66	1/8/22
	7,051	Bryant	W, 111-44	12/3/21
	7,051	rv/#25 Virginia	W, 67-47	11/16/21
50.	7,042	Northern Colorado	W, 83-36	11/7/22
t51.	7,039	SMU	W, 90-79	3/7/19
ESPN College GameDay covered by State Farm				
	UCF	L, 64-69	3/2/19	
	South Florida	W, 94-50	2/23/19	
	#25/23 Cincinnati	W, 65-58	2/10/19	
	Temple	W, 73-66	1/31/19	
	Wichita State	W, 79-70	1/12/19	
	Memphis	W, 80-77	1/6/19	
	LSU	W, 82-76	12/12/18	
t59.	7,035	rv/rv UCF	W, 79-55	2/4/26
	Cincinnati	W, 76-54	1/31/26	
	Arizona State	W, 103-73	1/18/26	
	West Virginia	W, 77-48	1/13/26	
	#14/14 Texas Tech	W, 69-65	1/6/26	
	Middle Tennessee	W, 69-60	12/29/25	
	New Orleans	W, 99-57	12/13/25	
	Jackson State	W, 80-38	12/10/25	
	Rider	W, 91-45	11/20/25	
	Oakland	W, 78-45	11/12/25	
	Towson	W, 65-48	11/8/25	
	Lehigh	W, 75-57	11/3/25	
	Cincinnati	W, 73-64	3/1/25	
	rv/rv Baylor	W, 76-65	2/10/25	
	Oklahoma State	W, 72-63	2/4/25	
	Utah	W, 70-36	1/22/25	
	rv/#25 West Virginia	W, 70-54	1/15/25	
	TCU	W, 64-46	1/6/25	
	BYU	W, 86-55	1/4/25	
	Texas A&M-Corpus Christi	W, 87-51	12/21/24	
	Toledo	W, 78-49	12/18/24	
	Troy	W, 62-42	12/10/24	
	Butler	W, 79-51	12/7/24	
	rv/- Hofstra	W, 80-44	11/22/24	
	Louisiana	W, 91-45	11/13/24	
	Jackson State	W, 97-40	11/4/24	
	UConn	W, 63-59	1/23/20	
	UCF	W, 78-63	1/3/20	
	Oklahoma State	L, 55-61	12/15/19	
	BYU	L, 71-72	11/15/19	
	#18/21 Oregon	W, 65-61	12/1/18	

All 15 home games in 2020-21 were limited to 1,859 capacity due to COVID-19 protocols and sold out

MINUTES PLAYED

Game: 45, vs. #22/19 Texas Tech (2/1/25)
45, vs. Hofstra (11/9/21)

MARGIN OF VICTORY

UH: 67 (111-44), vs. Bryant (12/3/21)
Opp: 10 (59-69), vs. Memphis (2/12/22)

POINTS SCORED – GAME

UH (High): 112, vs. Our Lady of the Lake (2/6/21)
112, vs. Houston Baptist (11/26/19)
Opp (High): 82, vs. #22/19 Texas Tech (2/1/25)
UH (Low): 49, vs. Kent State (11/26/22)
Opp (Low): 31, vs. ULM (11/6/23)

POINTS SCORED – HALF

UH (High): 60 (1st), vs. Northwestern State (11/30/21)
60 (1st), vs. Our Lady of the Lake (2/6/21)
Opp (High): 45 (1st), vs. LSU (12/12/18)
UH (Low): 19 (1st), vs. Oklahoma State (12/15/19)
Opp (Low): 11 (1st), vs. Troy (12/11/24)

FIELD GOALS

UH (High): 46, vs. Our Lady of the Lake (2/6/21)
Opp (High): 29, vs. Hofstra (11/9/21)
UH (Low): 16, vs. Kent State (11/26/22)
Opp (Low): 7, vs. UCF (1/20/24)

FIELD GOAL ATTEMPTS

UH (High): 83, vs. Our Lady of the Lake (2/6/21)
Opp (High): 74, vs. Hofstra (11/9/21)
UH (Low): 47, vs. #8/8 Iowa State (2/22/25)
47, vs. UConn (1/23/20)
Opp (Low): 38, vs. rv/rv Baylor (2/10/25)

FIELD GOAL PERCENTAGE

UH (High): 62.0 (44-71), vs. Bryant (12/3/21)
Opp (High): 64.9 (24-37), vs. Wichita State (3/2/23)
UH (Low): 31.1 (19-61), vs. Oklahoma State (12/15/19)
Opp (Low): 15.9 (7-44), vs. UCF (1/20/24)

3-POINT FIELD GOALS

UH (High): 17, vs. Norfolk State (11/29/22)
Opp (High): 12, vs. #22/19 Texas Tech (2/1/25)
12, vs. Hofstra (11/9/21)
UH (Low): 2, vs. Kent State (11/26/22)
2, vs. Louisiana (12/14/21)
Opp (Low): 1, vs. Norfolk State (11/29/22)
1, vs. East Carolina (1/22/22)
1, vs. Boise State (11/27/20)
1, vs. Lamar (11/25/20)

3-POINT FIELD GOAL ATTEMPTS

UH (High): 36, vs. Tulane (1/9/21)
Opp (High): 43, vs. Hofstra (11/9/21)
UH (Low): 12, vs. UConn (1/23/20)
Opp (Low): 13, vs. Oakland (11/12/25)
13, vs. Lamar (11/25/20)

3-POINT FIELD GOAL PERCENTAGE (min. 10 att.)

UH (High): 66.7 (16-24), vs. East Carolina (1/23/19)
Opp (High): 60.0 (9-15), vs. rv/rv Baylor (2/10/25)
UH (Low): 9.5 (2-21), vs. Louisiana (12/14/21)
Opp (Low): 5.3 (1-19), vs. East Carolina (1/22/22)

FREE THROWS

UH (High): 31, vs. South Carolina (12/5/20)
Opp (High): 29, vs. LSU (12/12/18)
UH (Low): 2, vs. Tulane (1/9/21)
Opp (Low): 3, vs. Middle Tennessee (12/29/25)
3, vs. Jackson State (12/10/25)
3, vs. TCU (1/6/25)
3, vs. Stetson (11/13/23)
3, vs. Texas State (12/22/21)

YEAR-by-YEAR in FERTITTA CENTER

School	G	W	L	Pct.	Total Attend.	Average Attend.
2018-19	16	15	1	.938	105,609	6,601
2019-20	16	14	2	.875	107,490	6,719
2020-21	15	15	0	1.000	27,885	* 1,859
2021-22	17	16	1	.941	121,462	7,145
2022-23	18	16	2	.889	134,093	7,450
2023-24	17	17	0	1.000	124,966	7,351
2024-25	17	16	1	.941	120,422	7,084
2025-26	12	12	0	1.000	84,620	7,052
Totals	128	121	7	.945	826,547	6,458

* – Fertitta Center capacity limited to 1,859 due to COVID-19 pandemic
Fertitta Center single-season records in **bold**

FREE THROW ATTEMPTS

UH (High): 38, vs. South Carolina (12/5/20)
38, vs. UCF (1/3/20)
38, vs. LSU (12/12/18)
Opp (High): 38, vs. LSU (12/12/18)
UH (Low): 4, vs. Tulane (1/9/21)
Opp (Low): 4, vs. Texas State (12/22/21)

FREE THROW PERCENTAGE (min. 10 att.)

UH (High): 91.7 (11-12), vs. Arizona State (1/18/26)
Opp (High): 94.7 (18-19), vs. Memphis (2/12/22)
UH (Low): 42.9 (6-14), vs. Temple (3/3/22)
Opp (Low): 31.3 (5-16), vs. Cincinnati (3/1/22)

REBOUNDS

UH (High): 56, vs. Kent State (11/26/22)
Opp (High): 44, vs. #8/10 Alabama (12/10/22)
UH (Low): 22, vs. rv/rv Baylor (2/10/25)
Opp (Low): 21, vs. Stetson (11/13/23)

ASSISTS

UH (High): 27, vs. Northwestern State (11/30/21)
27, vs. South Florida (2/28/21)
Opp (High): 16, vs. Arizona State (1/18/26)
16, vs. #6/6 Iowa State (2/19/24)
16, vs. Memphis (2/12/22)
16, vs. BYU (11/15/19)
UH (Low): 3, vs. Boise State (11/27/20)
Opp (Low): 3, vs. East Carolina (1/22/22)

STEALS

UH (High): 19, vs. Utah (1/22/25)
Opp (High): 14, vs. Kent State (11/26/22)
UH (Low): 1, vs. UT Arlington (12/11/19)
Opp (Low): 2, vs. Temple (1/22/23)
2, vs. Tulsa (1/2/19)

BLOCKED SHOTS

UH (High): 11, vs. Utah (1/22/25)
11, vs. UTEP (12/19/19)
11, vs. Houston Baptist (11/26/19)
Opp (High): 5, vs. Kansas (3/3/25)
5, vs. Kent State (11/26/22)
UH (Low): 0, vs. UCF (1/17/21)
Opp (Low): 0, done 17 times; Most recently
vs. Towson (11/8/25)

TURNOVERS

UH (High): 23, vs. Kent State (11/26/22)
Opp (High): 27, vs. Texas State (12/21/23)
UH (Low): 4, vs. Cincinnati (1/31/26)
4, vs. Hofstra (11/22/24)
4, vs. Montana (11/24/23)
Opp (Low): 5, vs. UT Arlington (12/11/19)

FOULS

UH (High): 28, vs. South Florida (2/23/19)
Opp (High): 30, vs. UConn (1/23/20)
30, vs. Houston Christian (11/26/19)
UH (Low): 4, vs. McNeese (12/21/22)
Opp (Low): 8, vs. Our Lady of the Lake (2/6/21)

FERTITTA CENTER INDIVIDUAL RECORDS

vs. OPPONENTS					
School	W	L	Pct.	Stk.	Last Meeting
Alabama	0	1	.000	L1	12/10/22
Alabama State	1	0	1.000	W1	11/12/19
Alcorn State	2	0	1.000	W2	12/6/21
Arizona State	1	0	1.000	W1	1/18/26
Baylor	1	0	1.000	W1	2/10/25
Boise State	1	0	1.000	W1	11/27/20
Bryant	1	0	1.000	W1	12/3/21
Butler	1	0	1.000	W1	12/7/24
BYU	1	1	.500	W1	1/4/25
Cincinnati	8	0	1.000	W8	1/31/26
Coppin State	1	0	1.000	W1	12/23/18
East Carolina	2	0	1.000	W2	1/22/22
Hofstra	2	0	1.000	W2	11/22/24
Houston Baptist	1	0	1.000	W1	11/26/19
Iowa State	2	0	1.000	W2	2/22/25
Jackson State	3	0	1.000	W3	12/10/25
Kansas	2	0	1.000	W2	3/3/25
Kansas State	1	0	1.000	W1	1/27/24
Kent State	1	0	1.000	W1	11/26/22
Lamar	2	0	1.000	W2	11/25/20
Lehigh	1	0	1.000	W1	11/3/25
Louisiana	2	0	1.000	W2	11/13/24
LSU	1	0	1.000	W1	12/12/18
McNeese	1	0	1.000	W1	12/21/22
Memphis	4	1	.800	W1	2/19/23
Middle Tennessee	1	0	1.000	W1	12/29/25
Montana	1	0	1.000	W1	11/24/23
New Orleans	1	0	1.000	W1	12/13/25
NIJT	1	0	1.000	W1	12/29/18
Norfolk State	1	0	1.000	W1	11/29/22
North Carolina A&T	1	0	1.000	W1	12/13/22
North Florida	1	0	1.000	W1	12/6/22
Northern Colorado	1	0	1.000	W1	11/7/22
Northwestern State	1	0	1.000	W1	11/30/21
Oakland	1	0	1.000	W1	11/12/25
Oklahoma State	2	1	.667	W2	2/4/25
Oral Roberts	1	0	1.000	W1	11/14/22
Oregon	1	0	1.000	W1	12/1/18
Our Lady of the Lake	1	0	1.000	W1	2/6/21
Penn	1	0	1.000	W1	12/30/23
Rice	2	0	1.000	W2	12/6/23
Rider	1	0	1.000	W1	11/20/25
Saint Louis	1	0	1.000	W1	12/16/18
SMU	5	0	1.000	W5	2/27/22
South Carolina	1	0	1.000	W1	12/5/20
South Florida	5	0	1.000	W4	1/11/23
Stetson	1	0	1.000	W1	11/13/23
TCU	1	0	1.000	W1	1/6/25
Temple	3	1	.750	L1	1/22/23
Texas	1	0	1.000	W1	2/17/24
Texas A&M-Corpus Christi	2	0	.000	W2	12/21/24
Texas Southern	1	0	1.000	W1	11/16/22
Texas State	3	0	1.000	W2	12/21/23
Texas Tech	2	1	.667	W1	1/6/26
Toledo	1	0	1.000	W1	12/18/24
Towson	1	0	1.000	W1	11/8/25
Troy	1	0	1.000	W1	12/10/24
Tulane	4	0	1.000	W4	2/23/22
Tulsa	4	0	1.000	W4	2/8/23
UCF	6	1	.857	W6	2/4/26
UConn	1	0	1.000	W1	1/23/20
ULM	1	0	1.000	W1	11/6/23
UT Arlington	1	0	1.000	W1	12/11/19
Utah	1	0	1.000	W1	1/22/25
Utah State	1	0	1.000	W1	12/20/18
UTEP	1	0	1.000	W1	12/19/19
Virginia	1	0	1.000	W1	11/16/21
West Virginia	3	0	1.000	W3	1/13/26
Wichita State	5	0	1.000	W5	3/2/23
WKU	1	0	1.000	W1	2/25/21
Totals	121	7	.945	W17	2/4/26

GAMES PLAYED

UH (Career): 81, J'Wan Roberts (2019-25)

UH (Season): 18, Ja'Vier Francis, J'Wan Roberts, Tramon Mark, Marcus Sasser, Jamal Shead (2022-23)

WINS

UH (Career): 77, J'Wan Roberts (2019-25)

UH (Season): 17, LJ Cryer, Ja'Vier Francis, Emanuel Sharp, Jamal Shead, Damian Dunn (2023-24)

WINNING PERCENTAGE (Career min. 20 games)

UH (Career): 1.000 (35-0), Cedric Lath (2022 -);

1.000 (24-0), Mercy Miller (2024 -);

1.000 (40-0), Ryan Elvin (2020-24)

.971 (33-1), LJ Cryer (2023-25)

.971 (33-1), Mylik Wilson (2023-25);

UH (Season): 1.000 (17-0), LJ Cryer, Ja'Vier Francis,

Emanuel Sharp, Mylik Wilson

Damian Dunn, Jamal Shead, (2023-24)

1.000 (15-0), Tramon Mark, Reggie Chaney (2020-21)

1.000 (14-0), J'Wan Roberts, Quentin Grimes,

DeJon Jarreau, Brison Gresham (2020-21)

MINUTES PLAYED

UH: 44:00 (OT), LJ Cryer, vs. #22/19 Texas Tech (2/1/25)

40:00, Kyler Edwards, vs. Tulane (2/2/22)

Opp: 45:00 (OT), Zach Cooks, vs. Hofstra (11/9/21)

40:00, Jaron Pierre Jr., vs. Wichita State (3/2/23)

40:00, Isiaha Mike, vs. SMU (3/7/19)

POINTS SCORED

UH: 33, Quentin Grimes, vs. WKU (2/25/21)

Opp: 31, Tyler Harris, vs. South Florida (1/11/23)

FIELD GOALS

UH: 12, Jamal Shead, vs. #25/25 Texas Tech (1/17/24)

Opp: 10, Kam Woods, North Carolina A&T (12/13/22)

10, Kareem Brewton, vs. Memphis (1/6/19)

FIELD GOAL ATTEMPTS

UH: 21, Fabian White Jr., vs. Cincinnati (3/1/22)

21, Quentin Grimes, vs. rv/- WKU (2/25/21)

Opp: 25, Jarron Cumberland, vs. #25/23 Cincinnati (2/10/19)

FIELD GOAL PERCENTAGE (min. 10 att.)

UH: 90.0 (9-10), J'Wan Roberts, vs. Tulane (2/22/23)

Opp: 76.9 (10-13), Kareem Brewton, vs. Memphis (1/6/19)

3-POINT FIELD GOALS

UH: 10, Cameron Tyson, vs. Our Lady of the Lake (2/6/21)

Opp: 6, Kerwin Walton, vs. #25/25 Texas Tech (1/17/24)

6, Landers Nolley II, vs. Cincinnati (1/28/23)

6, Tyler Harris, vs. South Florida (1/11/23)

6, Tobi Enwuosho, vs. Alabama State (11/12/19)

3-POINT FIELD GOAL ATTEMPTS

UH: 18, Cameron Tyson, vs. Our Lady of the Lake (2/6/21)

Opp: 15, Omar Silverio, vs. Hofstra (11/9/21)

3-POINT FIELD GOAL PERCENTAGE (min. 5 made)

UH: 1.000 (5-5), Emanuel Sharp, vs. rv/- Hofstra (11/22/24)

83.3 (5-6), Kyler Edwards, vs. rv/#25 Virginia (11/16/21)

Opp: 83.3 (5-6), Jahmal McMurray, vs. SMU (3/7/19)

FREE THROWS

UH: 14, Quentin Grimes, vs. South Carolina (12/5/20)

Opp: 12, vs. Oklahoma State (1/6/24)

FREE THROW ATTEMPTS

UH: 15, Quentin Grimes, vs. South Carolina (12/5/20)

15, DeJon Jarreau, vs. UConn (1/23/20)

Opp: 14, Javon Small, vs. Oklahoma State (2/6/24)

14, Troymain Crosby, vs. Alcorn State (12/20/20)

FREE THROW PERCENTAGE (min. 10 att.)

UH: 100.0 (11-11), Emanuel Sharp, vs. Texas State (12/21/23)

100.0 (10-10), Nate Hinton, vs. Tulsa (2/19/20)

Opp: 90.0 (9-10), KJ Adams, vs. Kansas (3/3/25)

WINNINGEST PLAYERS
by Career Victories

Rk.	W-L	Player	Gms	Years
1.	77-4	J'Wan Roberts	81	2019-25
2.	62-3	Jamal Shead	65	2020-24
3.	58-2	Emanuel Sharp	60	2021 -
4.	56-3	Ja'Vier Francis	59	2021-25
t5.	49-4	Marcus Sasser	53	2019-23
49-4	Fabian White Jr.	53	2017-22	
7.	48-2	Ramon Walker Jr.	50	2021 -
8	45-3	Reggie Chaney	48	2020-23
9.	44-1	Joseph Tugler	45	2023 -
10.	43-3	Brison Gresham	46	2018-21

WINNINGEST PLAYERS
by Career Percentage (min. 20 games)

Rk.	W-L	Pct.	Player	Years
t1.	36-0	1.000	Cedric Lath	2022 -
24-0	1.000	Mercy Miller	2024 -	
40-0	1.000	Ryan Elvin	2020-24	
4.	44-1	.978	Joseph Tugler	2023 -
t5.	33-1	.971	LJ Cryer	2023-25
33-1	.971	Mylik Wilson	2022-25	
7.	58-2	.967	Emanuel Sharp	2021 -
8	28-1	.966	Milos Uzan	2024 -
9.	48-2	.960	Ramon Walker Jr.	2021 -
10.	62-3	.954	Jamal Shead	2020-24
11.	77-4	.9506	J'Wan Roberts	2019-25
12.	56-3	.949	Ja'Vier Francis	2021-25
13.	34-2	.944	Tramon Mark	2020-23
14.	45-3	.938	Reggie Chaney	2020-23
15.	43-3	.935	Brison Gresham	2018-21
t16.	28-2	.933	Justin Gorham	2018-21
28-2	.933	Quentin Grimes	2019-21	

REBOUNDS

UH: 17, Justin Gorham, vs. SMU (1/31/20)

Opp: 13, Tacko Fall, vs. UCF (3/2/19)

ASSISTS

UH: 13, Jamal Shead, vs. Temple (3/3/22)

Opp: 9, David DeJulius, vs. Cincinnati (1/28/23)

STEALS

UH: 8, Jamal Shead, vs. Our Lady of the Lake (2/6/21)

Opp: 8, Sincere Carry, vs. Kent State (11/26/22)

BLOCKED SHOTS

UH: 6, Brison Gresham, vs. UTEP (12/19/19)

6, Chris Harris Jr., vs. Texas State (12/4/19)

Opp: 3, Viktor Lakhin, vs. Cincinnati (1/28/23)

3, Darius Johnson, vs. UCF (2/17/22)

3, Kadin Shedrick, vs. rv/#25 Virginia (11/16/21)

3, Jamille Reynolds, vs. UCF (1/17/21)

3, Bol Bol, vs. #18/21 Oregon (12/1/18)

TURNOVERS

UH: 7, DeJon Jarreau, vs. UConn (1/23/20)

Opp: 9, Stephan Swenson, vs. Stetson (11/13/23)



"I am proud and grateful that our administration recognized how important the Guy V. Lewis Development Facility is. We now have a place where our players can practice, work out, shoot, develop chemistry and improve their work ethics 24 hours a day, 365 days a year, with this facility. This is a game-changer."

Head Coach Kelvin Sampson

The University of Houston Men's Basketball program moved into its new home during the 2015-16 season following completion of construction of the Guy V. Lewis Development Facility.

The near-53,000-square-foot facility provides the environment that University of Houston Men's and Women's Basketball student-athletes need to excel throughout the season in all areas.

Named after 592-game winner and Hall of Fame Head Coach Guy V. Lewis, the Development Facility is located adjacent to Hofheinz Pavilion at the corner of Cullen Boulevard and Holman Street on the UH campus.

Construction on the \$25-million facility began in September 2014. Austin Commercial served as the construction manager for the project, which was designed by DLR Group and Page.

The building was officially dedicated during NCAA Final Four Weekend in Houston on

QUICK FACTS

Location:	Corner of Cullen Boulevard and Holman Street on UH campus
Construction Cost:	\$25 million
Size:	52,923 square feet
Dedicated:	April 3, 2016
Levels:	3
Level 1:	Dedicated practice courts for Men's and Women's Basketball programs with sports performance and sports medicine areas shared by both teams
Level 2:	Team areas, including locker room and academic/film rooms
Level 3:	Office space for Men's and Women's Basketball coaching/support staffs
Architects:	DLR Group and Page
Construction Manager:	Austin Commercial

April 3, 2016, with Cougar and CBS Sports broadcasting great Jim Nantz serving as master of ceremonies

The first level houses a dedicated practice court for each team as well as sports performance and sports medicine areas, which are shared by both programs.

The second level features the teams' areas, which include locker room and academic/film theaters. The team rooms contain spacious, modern lockers, multiple video screens for television and video games and comfortable furniture.

The third level holds office space for both Men's and Women's Basketball coaching and support staffs.

In Summer 2024, the facility underwent \$5 million in extensive renovations to the second-floor teams areas for Men's and Women's Basketball.


These renovations included a graphics refresh throughout the building, including the sneaker wall on Level Two to celebrate the Houston-Jordan Brand partnership.



THE UNIVERSITY OF HOUSTON



TIER ONE UNIVERSITY • RANKED ONE OF THE BEST COLLEGES IN THE U.S.



- Founded in 1927, the University of Houston empowers learning, discovery, leadership and engagement among 45,000+ students in one of the country's most diverse universities. UH alumni total more than 276,000 across time and more than 50 percent live in Houston and the Gulf Coast region.

- UH features world-renowned faculty within 15 academic colleges. We offer more than 300 undergraduate and graduate academic programs and award more than 9,000 degrees annually. The University also fulfills the needs of students beyond Houston by offering degree programs at the University of Houston at Sugar Land and University of Houston at Katy.

- UH is located in Houston, Texas, the nation's fourth-largest city, the energy capital of the world and home to the world's largest medical center. Our students regularly test their skills through internships with national and international companies based here, and our faculty routinely partner with businesses and government agencies through research.

- UH has the nation's only space architecture graduate program and the only Spanish-language creative writing program; it also has the first subsea engineering program in the U.S. UH's undergraduate entrepreneurship program consistently ranks among the top in the nation, and intellectual property and health law are among the top 10 law programs.

- Our nationally-ranked programs drive students to discover the multitude of academic resources that are available on-campus and online while our student-run organizations and athletics have something for everyone and connect students in authentic Coog culture. With more than 500 student organizations and 6,000 students living on campus in residence halls, apartments and townhouses, life at UH is active and lively.

- University of Houston faculty are renowned scholars with real-world experience who work closely with each student. The faculty includes 15 members of the National Academy of Engineering, four National Academy of Science members and a Nobel Laureate. From the Tony Award to the Nobel Peace Prize and back to the classroom, UH faculty makes things happen on campus and around the world.

- UH leads five nationally funded centers, comprising numerous collaborations with partner institutions and industry. Sponsored by nearly \$20 million in funding, these centers pioneer groundbreaking research in the areas of energy, materials, psychology, laser mapping and homeland security.

- UH is a home for big ideas. In 2017, UH ranked #1 in the nation among all public universities without medical schools in royalties from technology transfers. With more than \$22 million a year in royalties, UH has seen a 400 percent increase in patent income since 2010.

- The UH Technology Bridge boasts more than 30,000 square feet of incubator space and nearly 200,000 square feet of built-up space ideally suited for large laboratories, pilot scale facilities and light manufacturing. UH's innovation ecosystem allows entrepreneurial faculty, students and alumni to bring new discoveries into the market place or to establish partnerships to launch new companies.

uh.edu

RADIO/TV ROSTER



KORDEL JEFFERSON
G • 6-3 • 195 • r-Sr.-1L
Arlington, Texas
@ korrdel



ISIAH HARWELL
G • 6-6 • 220 • Fr.-HS
Pocatello, Idaho
@ isiah_harwell1



RAMON WALKER Jr.
G • 6-5 • 215 • r-Gr.-4L
Pearland, Texas
@ ramonwalkerjr X ramonwalker04



KINGSTON FLEMINGS
G • 6-4 • 190 • Fr.-HS
San Antonio, Texas
@ k1ng_flemings X K1ngFlemings



CHRIS CENAC Jr.
F/C • 6-11 • 240 • Fr.-HS
New Orleans, La.
@ chriscenac1 X chriscenacjr



BRYCE JACKSON
G • 6-6 • 210 • Fr.-HS
Pearland, Texas
@ thebjackk_ X Brycejack10



MILOS UZAN
G • 6-4 • 195 • Sr.-1L
Las Vegas, Nev.
@ lossyuzan



CEDRIC LATH
C • 6-10 • 265 • r-Jr.-2L
Abidjan, Ivory Coast
@ ced_lath X AguyCedric



JOSEPH TUGLER
F • 6-8 • 230 • Jr.-2L
Houston, Texas
@ josephugler X joseph_tugler



JACOB McFARLAND
C • 6-11 • 225 • r-Sr.-SQ
Moreno Valley, Calif.
@ jacobmcfar1and



KALIFA SAKHO
C • 6-11 • 230 • Gr.-TR
Rouen, France
@ lifka_skh X Klz224



EMANUEL SHARP
G • 6-3 • 205 • r-Sr.-3L
Tampa, Fla.
@ emanuelsharp_



CHASE McCARTY
F • 6-5 • 215 • r-Fr.-RS
Madison, Ala.
@ chase_mccarty X Chasemcarty21



MERCY MILLER
G • 6-4 • 200 • So.-1L
Los Angeles, Calif.
@ mercymiller X mercymiller25



KELVIN SAMPSON
Head Coach
12th Season at Houston
37th Season Overall

@ CoachSampsonUH



KELLEN SAMPSON
Assistant Coach
12th Season at Houston
16th Season Overall

@ kellenmsampson



K.C. BEARD
Assistant Coach
12th Season at Houston
15th Season Overall

@ k.c.beard
X CoachKCBeard1



MIKE EKANEM
Assistant Coach
1st Season at Houston
5th Season Overall

@ Coachmike_



HOLLIS PRICE
Special Assistant to Head Coach/
Assistant Coach
12th Season at Houston
15th Season Overall

@ hollis_price10
X HollisHp



ANTHONY GOLDWIRE
Director of Player Development/
Assistant Coach
5th Season at Houston
5th Season Overall

@ anthony.goldwire5



KELVIN SAMPSON

Head Coach

12th Season at Houston • 37th Season Overall

321-86 Record at Houston • 821-356 Career Record

UNC Pembroke '78; Michigan State '80

X @CoachSampsonUH



• Ninth Men's Basketball head coach in University of Houston history

• Previously served as head coach at Indiana (2006-08); Oklahoma (1994-06); Washington State (1987-94) and Montana Tech (1981-85)

• Naismith Basketball Hall of Fame Finalist (2026)

• 821-356 (.698) career record in 36+ seasons; 321-86 (.789) record in 11+ seasons at Houston

• 17th coach (with 10+ years in NCAA Division I) to record 800 wins in career

• One of 16 coaches in NCAA history to lead 2+ different schools to NCAA Final Fours (1 – Oklahoma • 2 – Houston)

• One of 34 coaches in NCAA history to lead schools to 3+ NCAA Final Fours

• One of 11 coaches in NCAA history to lead 3+ different schools to NCAA Tournament wins (11 – Oklahoma • 1 – Indiana • 19 – Houston)

• One of 15 coaches in NCAA history to lead 4+ different schools to NCAA Tournament (1 – Washington State • 11 – Oklahoma • 1 – Indiana • 7 – Houston)

• Veteran of 27 postseason tournaments (20 NCAA, 4 NIT, 3 NAIA District 12 playoffs) includes

1 National Championship Game (2025)

3 NCAA Final Four (2025, 2021, 2002)

5 Elite Eight (2025, 2022, 2021, 2003, 2002)

9 Sweet 16 (2025, 2024, 2023, 2022, 2021, 2019, 2003, 2002, 1999)

3 Second Round (2018, 2007, 2005)

2 NIT Second Round (2004, 1992)

• Second-winningest coach in Houston history (321)... Ranks as Houston's career leader in winning percentage (.789)

• Only coach in Houston history to lead Cougars to three and four consecutive 30-win seasons as well as five, six, seven, eight, nine, 10 and 11 consecutive 20-win seasons

• Nine (9) conference regular-season championships 2024-25 Big 12 • 2023-24 Big 12 • 2022-23 The American 2021-22 The American • 2019-20 The American 2018-19 The American • 2004-05 Big 12 1984-85 Frontier • 1983-84 Frontier

• Nine (9) conference tournament championships 2025 Big 12 • 2022, 2021 The American 2003, 2002, 2001 Big 12 1985, 1984, 1983 Frontier

• Fourteen (14) National Coach of the Year awards 2025 The Sporting News 2024, 1995 Henry Iba Award (USBWA) • 2024 Field of 68 2025, 2022 CBS Sports • 2022 Ben Jobe 2024, 2021 John McLendon Award 2019 Clarence "Big House" Gaines Award 2024, 2002 NABC • 2024, 1995 Associated Press

• Nine (9) District Coach of the Year awards 2025 NABC Gulf District 2024 NABC District 8 • 2023 USBWA District VII, 2023, 2022 NABC District 24 • 2019, 2018 NABC District 25 1992, 1991 Kodak District 14

• Twelve (12) Conference Coach of the Year awards from five leagues 2025, 2024 Big 12, 2025, 2024 Big 12 (AP) 2023, 2022, 2019, 2018 The American 1995 Big Eight • 1991 PAC-10 • 1985, 1983 Frontier

• One (1) Texas College Coach of the Year award 2022 [Dave Campbell's Texas Basketball]

• Worked for six years in the NBA coaching ranks (2011-14 • Houston Rockets 2008-11 • Milwaukee Bucks)

• 15 NBA Draft picks Seven NBA Draft First-Round selections

• He and his wife, Karen, have a daughter, Lauren, who is the Cougars' director of operations; a son, Kellen, who is an assistant coach at Houston; a granddaughter, Maisy Jade; and a grandson, Kylen Ned (children of Tonya and Kellen Sampson)

KELVIN SAMPSON'S YEAR-by-YEAR RECORD

Year	Overall		Conference		Conf.	Notes	Postseason
	Record	Pct.	Record	Pct.	Finish Tourn		
Montana Tech (73-45 • 31-29 Frontier Conference • 3 NAIA District 12 [2-3])							
<i>Became acting head coach on Jan. 1, 1981 • Totals not included above and below</i>							
1980-81	2-14	.125	2-11	.154			
<i>Became permanent head coach on March 14, 1981</i>							
1981-82	7-20	.259	0-15	.000			
1982-83	22-9	.710	9-6	.600		Frontier Conference Tournament Champions	NAIA District 12 Playoffs (1-1)
1983-84	22-9	.710	10-5	.667	1st	Frontier Conference Coach of the Year	NAIA District 12 Playoffs (1-1)
1984-85	22-7	.759	12-3	.800	1st	Frontier Conference Champions	
						Frontier Conference Tournament Champions	NAIA District 12 Playoffs (0-1)
						Frontier Conference Coach of the Year	
Washington State (103-103 • 48-78 Pac-10 • 1 NCAA [0-1] • 1 NIT [1-1])							
1987-88	13-16	.448	7-11	.389	6th	1-1	
1988-89	10-19	.345	4-14	.222	8th	1-1	
1989-90	7-22	.241	1-17	.056	10th	0-1	
1990-91	16-12	.571	8-10	.444	6th		
						PAC-10 Coach of the Year	
						Kodak District 14 Coach of the Year	
1991-92	22-11	.667	9-9	.500	t-5th		NIT Second Round (1-1)
1992-93	15-12	.556	9-9	.500	t-5th		
1993-94	20-11	.645	10-8	.556	t-4th		NCAA First Round (0-1)
Oklahoma (281-107 • 129-59 Big Eight/Big 12 • 11 NCAA [11-11] • 1 NIT [1-1])							
1994-95	23-9	.719	9-5	.643	3rd	1-1	NCAA First Round (0-1)
						AP National Coach of the Year	
						Henry Iba Award	
						Big Eight Coach of the Year	
1995-96	18-12	.600	8-6	.571	3rd	2-1	NCAA First Round (0-1)
1996-97	20-10	.667	10-6	.625	5th	2-1	NCAA First Round (0-1)
1997-98	22-11	.667	11-5	.688	t-2nd	0-1	NCAA First Round (0-1)
1998-99	22-11	.667	11-5	.688	t-2nd	2-1	NCAA Sweet 16 (2-1)
1999-00	27-7	.794	12-4	.750	t-3rd	2-1	NCAA Second Round (1-1)
2000-01	26-7	.788	12-4	.750	t-2nd	3-0	NCAA First Round (0-1)
2001-02	31-5	.861	13-3	.813	2nd	3-0	NCAA Final Four (4-1)
						NABC National Coach of the Year	
2002-03	27-7	.794	12-4	.750	3rd	3-0	NCAA Elite Eight (3-1)
2003-04	20-11	.645	8-8	.500	7th	1-1	NIT Second Round (1-1)
2004-05	25-8	.758	12-4	.750	t-1st	1-1	NCAA Second Round (1-1)
2005-06	20-9	.690	11-5	.688	3rd	0-1	NCAA First Round (0-1)
Indiana (43-15 • 21-8 Big Ten • 1 NCAA [1-1])							
2006-07	21-11	.656	10-6	.625	3rd	0-1	NCAA Second Round (1-1)
2007-08	22-4	.846	11-2	.846			
Houston (321-86 • 44-5 Big 12 • 117-44 The American • 7 NCAA [19-7] • 2 NIT [0-2])							
2014-15	13-19	.406	4-14	.222	10th	1-1	
2015-16	22-10	.688	12-6	.667	t-3rd	0-1	NIT First Round (0-1)
2016-17	21-11	.656	12-6	.667	3rd	0-1	NIT First Round (0-1)
2017-18	27-8	.771	14-4	.778	t-2nd	2-1	NCAA Second Round (1-1)
						The American Coach of the Year	
						NABC District 25 Coach of the Year	
2018-19	33-4	.892	16-2	.889	1st	2-1	NCAA Sweet 16 (2-1)
						The American Champions	
						Clarence "Big House" Gaines National Coach of the Year	
						The American Coach of the Year	
						NABC District 25 Coach of the Year	
2019-20	23-8	.742	13-5	.722	t-1st	COVID-19	No Tournament – COVID
						Coach of the Year (Houston Sports Awards)	
2020-21	28-4	.875	14-3	.824	2nd	3-0	NCAA Final Four (4-1)
						The American Tournament Champions	
						John McLendon Award	
2021-22	32-6	.842	15-3	.833	1st	3-0	NCAA Elite Eight (3-1)
						Coach of the Year (Houston Sports Awards)	
						The American Champions	
						CBS Sports National Coach of the Year	
						Ben Jobe Award	
						The American Coach of the Year	
						NABC District 24 Coach of the Year	
2022-23	33-4	.892	17-1	.944	1st	2-1	NCAA Sweet 16 (2-1)
						The American Champions	
						The American Coach of the Year	
						NABC District 24 Coach of the Year	
						USBWA District VII Coach of the Year	
2023-24	32-5	.865	15-3	.833	1st	2-1	NCAA Sweet 16 (2-1)
						Big 12 Champions	
						AP National Coach of the Year	
						NABC National Coach of the Year	
						Henry Iba National Coach of the Year Award (USBWA)	
						John McLendon Award	
						Field of 68 National Coach of the Year	
						Big 12 Coach of the Year	
						Big 12 Coach of the Year (Associated Press)	
						NABC District 8 Coach of the Year	
2024-25	35-5	.875	19-1	.950	1st	3-0	NCAA Finalist (5-1)
						Big 12 Champions	
						Big 12 Tournament Champions	
						CBS Sports National Coach of the Year	
						The Sporting News National Coach of the Year	
						Big 12 Coach of the Year	
						Big 12 Coach of the Year (Associated Press)	
						NABC Gulf District Coach of the Year	
2025-26	22-2	.917	10-1	.909	---	0-0	
36 yrs	821-356	.698	389-223	.636	9-1st	40-21	
6 30-win seasons							
29 20-win seasons							
23 20-win seasons in last 24 yrs.							
9 Conference Championships							
9 Conference Tournament titles							
13 National Coach of the Year awards							
12 Conference Coach of the Year awards							
9 District Coach of the Year awards							
2 Houston Sports Awards Coach of the Year							
20 NCAAAs (31-20)							
4 NITs (2-4)							
3 NAIA District 12 (2-3)							

KELVIN SAMPSON • RECORD vs. OPPONENTS

Team	Overall	Houston	Indiana	Oklahoma	Washington State	Montana Tech
Abilene Christian	1-0	1-0	---	---	---	---
Akron	0-1	0-1	---	---	---	---
Alabama	3-6	0-3	---	2-1	1-2	---
Alabama A&M	1-0	1-0	---	---	---	---
Alabama State	2-0	1-0	---	1-0	---	---
Alaska-Anchorage	2-0	---	---	---	2-0	---
Alberta	1-0	---	---	---	---	1-0
Alcorn State	4-0	2-0	---	1-0	1-0	---
American-Puerto Rico	1-0	---	---	1-0	---	---
Appalachian State	0-1	---	---	---	0-1	---
Arizona	5-15	3-0	---	2-0	0-15	---
Arizona State	10-6	2-0	---	---	8-6	---
Arkansas	5-2	1-1	---	4-1	---	---
Arkansas State	1-0	---	---	1-0	---	---
Arkansas-Pine Bluff	2-1	0-1	---	2-0	---	---
Auburn	2-1	2-1	---	---	---	---
Azusa Pacific	1-0	---	---	---	1-0	---
Ball State	1-0	---	1-0	---	---	---
Baylor	26-1	4-1	---	22-0	---	---
Belmont	1-0	---	---	1-0	---	---
Bethune-Cookman	1-0	---	---	1-0	---	---
Binghamton	1-0	---	---	1-0	---	---
Boise State	1-1	1-1	---	---	---	---
Boston	1-0	---	---	1-0	---	---
Bryant	1-0	1-0	---	---	---	---
Butler	3-2	2-0	0-1	1-1	---	---
BYU	5-2	5-1	---	---	0-1	---
BYU-Hawaii	2-0	---	---	---	2-0	---
Boston College	0-1	---	---	---	0-1	---
Cal State Northridge	2-0	---	---	1-0	1-0	---
Calgary	0-2	---	---	---	---	0-2
California	9-7	---	---	2-0	7-7	---
Carroll College	9-5	---	---	---	---	8-4
Centenary	1-1	---	---	1-0	0-1	---
Central Connecticut State	2-0	---	---	1-0	1-0	---
Central Michigan	1-0	---	---	1-0	---	---
Chadron State	1-0	---	---	---	---	1-0
Charlotte	2-0	---	1-0	1-0	---	---
Chattanooga	1-0	---	1-0	---	---	---
Chicago State	2-0	---	2-0	---	---	---
Cincinnati	18-11	18-9	---	0-2	---	---
Cleveland State	1-0	1-0	1-0	---	---	---
College of Idaho	3-3	---	---	---	---	3-3
Colorado	16-3	2-0	---	14-3	---	---
Coppin State	11-0	1-0	1-0	8-0	1-0	---
Cornell	1-0	1-0	---	---	---	---
Dayton	1-0	1-0	---	---	---	---
Delaware State	2-0	---	---	1-0	1-0	---
Drexel	1-1	0-1	---	1-0	---	---
Duke	1-3	1-1	1-1	1-1	---	---
East Carolina	12-2	12-2	---	---	---	---
Eastern Kentucky	1-0	---	---	---	1-0	---
Eastern Illinois	2-0	2-0	---	1-0	---	---
Eastern Michigan	1-0	---	---	---	1-0	---
Eastern Oregon State	3-0	---	---	---	---	3-0
Eastern Washington	6-0	---	---	1-0	5-0	---
Fairfield	1-0	1-0	---	---	---	---
Florida	0-2	0-1	---	0-1	---	---
Florida A&M	3-0	1-0	---	1-0	1-0	---
Florida Atlantic	1-0	---	---	1-0	---	---
Florida State	1-0	1-0	---	---	---	---
Fresno State	1-1	---	---	---	1-1	---
George Mason	1-0	1-0	---	---	---	---
George Washington	1-0	---	---	1-0	---	---
Georgia Southern	1-0	---	---	1-0	---	---
Georgia State	2-0	1-0	---	1-0	---	---
Georgia Tech	2-3	1-1	1-0	0-2	---	---
Gonzaga	2-1	1-0	1-0	---	0-1	---
Grand Canyon	0-1	0-1	---	---	---	---
Great Falls	7-10	---	---	---	---	6-8
Hartford	1-0	---	---	1-0	---	---
Harvard	0-2	0-2	---	---	---	---
Hawaii	1-0	---	---	---	1-0	---
Hawaii-Hilo	1-0	---	---	1-0	---	---
Hawaii-Pacific	1-0	---	---	---	1-0	---
High Point	2-0	---	---	2-0	---	---
Hofstra	2-0	2-0	---	---	---	---
Houston Christian	2-0	2-0	---	---	---	---
Idaho	3-5	---	---	---	3-5	---
Illinois	4-2	1-0	3-2	---	---	---

Team	Overall	Houston	Indiana	Oklahoma	Washington State	Montana Tech
Illinois State	1-0	---	1-0	---	---	---
Illinois-Chicago	1-0	---	---	1-0	---	---
Indiana	0-4	---	---	0-2	0-2	---
Indiana State	2-1	---	1-0	0-1	1-0	---
Iowa	3-1	---	3-1	---	---	---
Iowa State	11-8	2-2	---	9-6	---	---
IUPUI	1-0	---	1-0	---	---	---
Jackson State	8-0	3-0	---	4-0	1-0	---
Jamestown	1-0	---	---	---	---	1-0
Kansas	9-12	3-1	---	6-11	---	---
Kansas State	13-4	2-0	---	11-4	---	---
Kent State	1-0	1-0	---	---	---	---
Kentucky	1-2	0-1	1-1	---	---	---
La Salle	1-0	---	---	1-0	---	---
Lafayette	1-0	---	1-0	---	---	---
Lake Region College	1-0	---	---	---	---	1-0
Lamar	3-0	2-0	---	1-0	---	---
Lehigh	1-0	1-0	---	---	---	---
Lethbridge	5-0	---	---	---	---	5-0
Lewis-Clark State	0-2	---	---	---	---	0-2
Liberty	2-0	2-0	---	---	---	---
Longwood	2-0	1-0	1-0	---	---	---
Louisiana	3-0	2-0	---	---	1-0	---
Louisiana Tech	1-0	---	---	1-0	---	---
LSU	3-2	2-2	---	1-0	---	---
Manhattan	0-1	---	---	0-1	---	---
Marquette	1-0	---	---	---	1-0	---
Mary College	2-1	---	---	---	---	2-1
Maryland	1-1	---	---	1-1	---	---
McNeese	2-0	2-0	---	---	---	---
Memphis	9-10	9-8	---	0-2	---	---
Mesa State	0-1	---	---	---	---	0-1
Miami (Fla.)	0-1	0-1	---	---	---	---
Michigan	2-3	0-1	2-1	0-1	---	---
Michigan State	5-4	---	2-1	2-2	1-1	---
Middle Tennessee	1-0	1-0	---	---	---	---
Minnesota	4-0	---	2-0	1-0	1-0	---
Minot State	2-0	---	---	---	---	2-0
Mississippi	1-2	---	---	1-2	---	---
Mississippi State	0-3	---	---	0-3	---	---
Mississippi Valley State	1-0	1-0	---	---	---	---
Missouri	13-9	---	---	13-9	---	---
Missouri State	1-0	---	---	1-0	---	---
Monmouth	1-0	---	---	---	1-0	---
Montana	1-0	1-0	---	---	---	---
Montana State	2-0	---	---	2-0	---	---
Morgan State	2-0	2-0	---	---	---	---
Mount St. Mary's	2-0	---	---	2-0	---	---
Murray State	2-1	2-0	---	0-1	---	---
NC State	0-1	---	---	0-1	---	---
Nebraska	11-5	---	---	11-5	---	---
Nebraska Wesleyan	1-0	---	---	---	---	1-0
New Mexico	0-1	---	---	---	0-1	---
New Mexico Highlands	1-0	---	---	---	---	1-0
New Orleans	2-0	2-0	---	---	---	---
Niagara	1-0	---	---	1-0	---	---
Nicholls	4-0	1-0	---	3-0	---	---
NJIT	1-0	1-0	---	---	---	---
North Carolina A&T	1-0	1-0	---	---	---	---
North Carolina Central	1-0	1-0	---	---	---	---
North Florida	1-0	1-0	---	---	---	---
North Texas	2-0	---	---	2-0	---	---
Norfolk State	1-0	1-0	---	---	---	---
Northern Colorado	2-0	1-0	---	1-0	---	---
Northern Kentucky	1-0	1-0	---	---	---	---
Northern Montana	8-8	---	---	---	---	8-5
Northern State	0-2	---	---	---	---	0-2
Northwest Nazarene	3-3	---	---	---	---	3-3
Northwestern	2-0	---	2-0	---	---	---
Northwestern State	3-0	2-0	---	1-0	---	---
Notre Dame	2-0	2-0	---	---	---	---
Oakland	1-0	1-0	---	---	---	---
Ohio	1-0	---	---	---	1-0	---
Ohio State	2-1	1-0	1-1	---	---	---
Oklahoma	1-0	1-0	---	---	---	---
Oklahoma Baptist	1-0	---	---	---	1-0	---
Oklahoma State	17-15	5-1	---	12-14	---	---
Oral Roberts	8-0	1-0	---	6-0	1-0	---
Oregon	10-9	3-1	---	---	7-8	---
Oregon State	9-8	1-0	---	1-0	7-8	---

KELVIN SAMPSON • RECORD vs. OPPONENTS

Team	Overall	Houston	Indiana	Oklahoma	Washington State	Montana Tech
Oregon Tech	1-0	---	---	---	---	1-0
Our Lady of the Lake	1-0	1-0	---	---	---	---
Penn	1-0	1-0	---	---	---	---
Penn State	3-0	---	3-0	---	---	---
Pittsburg State	1-0	---	---	---	1-0	---
Portland	2-1	1-0	---	---	1-1	---
Prairie View A&M	6-0	3-0	---	2-0	1-0	---
Princeton	3-0	---	---	2-0	1-0	---
Providence	1-0	1-0	---	---	---	---
Purdue	7-2	1-0	2-1	4-1	---	---
Regina	1-0	---	---	---	---	1-0
Rhode Island	1-1	1-1	---	---	---	---
Rice	5-0	5-0	---	---	---	---
Rider	1-0	1-0	---	---	---	---
Rocky Mountain	6-10	---	---	---	---	6-7
Rutgers	1-0	1-0	---	---	---	---
Sacramento State	3-0	---	---	---	3-0	---
Saint Joseph's	1-0	1-0	---	---	---	---
Saint Louis	2-0	2-0	---	---	---	---
Saint Mary's (Calif.)	1-0	1-0	---	---	---	---
Sam Houston State	2-0	---	---	2-0	---	---
Samford	1-0	---	---	1-0	---	---
San Diego	1-0	---	---	1-0	---	---
San Diego State	2-1	1-1	---	---	1-0	---
San Francisco State	1-0	---	---	---	1-0	---
San Jose State	1-1	---	---	---	1-1	---
Seattle	2-0	---	---	---	1-0	1-0
SIUE	1-0	1-0	---	---	---	---
Simon Fraser	1-0	---	---	---	1-0	---
SMU	15-7	11-7	---	4-0	---	---
South Carolina	2-0	2-0	---	---	---	---
South Carolina State	1-1	0-1	---	1-0	---	---
South Dakota	1-0	1-0	---	---	---	---
South Florida	14-2	14-2	---	---	---	---
Southeast Missouri State	1-0	---	---	1-0	---	---
Southern	1-0	---	---	1-0	---	---
Southern Alberta Tech	3-0	---	---	---	---	3-0
Southern Illinois	2-0	---	2-0	---	---	---
Southern Utah	1-0	---	---	---	1-0	---
St. Bonaventure	1-0	---	---	1-0	---	---
Stanford	6-9	---	---	0-1	6-8	---
Stephen F. Austin	0-1	---	---	---	0-1	---
Stetson	1-0	1-0	---	---	---	---
Syracuse	2-1	2-0	---	0-1	---	---
TCU	3-1	3-1	---	---	---	---
Temple	11-5	11-4	---	0-1	---	---
Tennessee	1-2	1-1	---	---	0-1	---
Tennessee State	1-0	---	1-0	---	---	---
Texas	20-9	2-0	---	18-9	---	---
Texas A&M	21-1	1-0	---	20-1	---	---
Texas A&M-Corpus Christi	2-0	2-0	---	---	---	---
Texas Southern	4-0	1-0	---	2-0	1-0	---
Texas State	5-0	3-0	---	2-0	---	---
Texas Tech	22-9	6-2	---	16-7	---	---
Toledo	1-0	1-0	---	---	---	---
Towson	2-0	2-0	---	---	---	---
Trinity Western	1-0	---	---	---	---	1-0
Troy	1-0	1-0	---	---	---	---
Tulane	18-3	17-3	---	1-0	---	---
Tulsa	15-7	11-6	---	4-1	---	---
UAB	1-0	1-0	---	---	---	---
UALR	1-0	---	---	1-0	---	---
UC Irvine	3-0	---	---	3-0	---	---
UC San Diego	1-0	---	---	---	1-0	---
UCF	17-4	17-4	---	---	---	---
UCLA	2-14	---	0-1	---	2-13	---
UConn	12-5	8-3	1-1	3-1	---	---
UIW	1-0	1-0	---	---	---	---
ULM	4-0	2-0	---	2-0	---	---
UNC Asheville	1-0	---	---	1-0	---	---
UNC Wilmington	1-0	---	1-0	---	---	---
USC	6-9	---	---	---	6-9	---
UT Arlington	2-0	1-0	---	1-0	---	---
UT Rio Grande Valley	6-0	4-0	---	2-0	---	---
Utah	3-1	3-0	---	0-1	---	---
Utah State	1-0	1-0	---	---	---	---
UTEP	1-0	1-0	---	---	---	---
UTSA	1-0	---	---	1-0	---	---
Valley City State	1-0	---	---	---	---	1-0
Vermont	1-0	1-0	---	---	---	---

Team	Overall	Houston	Indiana	Oklahoma	Washington State	Montana Tech
Villanova	0-2	0-1	---	0-1	---	---
Virginia	2-0	2-0	---	---	---	---
Wake Forest	1-0	1-0	---	---	---	---
Warner Pacific	1-0	---	---	---	---	1-0
Washington	8-8	---	---	0-1	7-7	---
West Virginia	4-1	4-0	---	0-1	---	---
Western Carolina	2-0	---	1-0	1-0	---	---
Western Illinois	2-0	---	1-0	1-0	---	---
Western Montana	12-5	---	---	---	---	12-2
Western Michigan	1-0	---	1-0	---	---	---
Western New Mexico	0-1	---	---	---	---	0-1
Whitman College of Walla Walla	0-1	---	---	---	---	0-1
Whitworth	0-2	---	---	---	---	0-1
Wichita State	10-2	10-2	---	---	---	---
Winthrop	1-0	---	---	1-0	---	---
Wisconsin	3-5	0-1	1-2	0-1	2-1	---
Wisconsin-Milwaukee	0-1	---	---	0-1	---	---
Wisconsin-Stout	0-1	---	---	---	---	---
WKU	2-0	---	---	1-0	---	---
Wyoming	1-0	1-0	---	---	---	---
Xavier	2-1	1-0	0-1	1-0	---	---
Totals	821-356	320-86	43-15	281-107	103-103	73-45

NCAA WINNINGEST COACHES (10+ years at NCAA Division I level)Red Bold indicates coaches with **Houston** ties • **Bold** indicates active coaches • through games of February 11, 2026

Rk.	Coach	Wins	Losses	Pct.	School (Years)
1.	Mike Krzyzewski	1,202	368	.766	Duke (1980-22); Army West Point (1975-80)
2.	Jim Boheim	1,015	441	.697	Syracuse (1976-23)
3.	Bob Huggins	935	414	.693	West Virginia (2007-23); Kansas State (2006-07); Cincinnati (1989-05); Akron (1984-89); Walsh (1980-83)
4.	Jim Calhoun	920	397	.699	St. Joseph's (Conn.) (2018-21); UConn (1986-2012); Northeastern (1972-86)
5.	Roy Williams	903	264	.774	North Carolina (2003-22); Kansas (1988-03)
6.	Bob Knight	902	371	.709	Texas Tech (2001-08); Indiana (1972-00); Army West Point (1965-72)
7.	Dean Smith	879	254	.776	North Carolina (1961-97)
8.	Adolph Rupp	876	190	.822	Kentucky (1930-72)
t9.	Rick Barnes	853	430	.665	Tennessee (2015 – present); Texas (1998-15); Clemson (1994-98); Providence (1988-94); George Mason (1987-88)
t9.	John Calipari	853	281	.752	Arkansas (2024 – present); Kentucky (2009-24); Memphis (2000-09); UMass (1988-96)
11.	Bill Self	835	266	.758	Kansas (2003– present); Illinois (2000-03); Tulsa (1997-00); Oral Roberts (1993-97)
12.	Cliff Ellis	831	565	.595	Coastal Carolina (2007-23); Auburn (1994-04); Clemson (1984-94); South Alabama (1975-84)
13.	Jim Phelan	830	524	.613	Mount St. Mary's (1954-2003)
14.	Kelvin Sampson	821	356	.698	Houston (2014 – present); Indiana (2006-08); Oklahoma (1994-06); Washington State (1987-94); Montana Tech (1981-85)
15.	Rollie Massimino	816	462	.638	Keiser (2006-17); Cleveland State (1996-03); UNLV (1992-94); Villanova (1973-92); Stony Brook (1969-71)
16.	Eddie Sutton	806	326	.712	San Francisco (2007-08); Oklahoma State (1990-06); Kentucky (1985-89); Arkansas (1974-85); Creighton (1969-74)
17.	Rick Byrd	805	403	.666	Belmont (1986-21); Lincoln Memorial (1983-86); Maryville (Tenn.) (1978-80)
18.	Dana Altman	788	421	.652	Oregon (2010 – present); Creighton (1994-10); Kansas State (1990-94); Marshall (1989-90)
19.	Lefty Driesell	786	394	.666	Maryland (1969-86); James Madison (1988-97); Georgia State (1997-03); Davidson (1960-69)
20.	Lute Olson	781	279	.737	Arizona (1983-07); Iowa (1974-83); Long Beach State (1973-74)
21.	Rick Pitino	781	313	.714	St. John's (2023 – present); Iona (2020-23) Louisville (2001-17); Kentucky (1989-97); Providence (1985-87); Boston University (1978-83); Hawai'i (1975-76)
22.	Lou Henson	779	412	.654	New Mexico State (1997-2005); Illinois (1975-96); New Mexico State (1966-75); Hardin-Simmons (1962-66)
23.	Mark Few	765	154	.832	Gonzaga (2000 – present)
24.	Ed Diddle	759	302	.715	Western Kentucky (1922-64)
25.	Tom Izzo	757	306	.712	Michigan State (1996 – present)
26.	Henry Iba	756	340	.690	Oklahoma State (1934-70); Colorado (1933-34); Northwest Missouri State (1929-33)
27.	John Beilein	754	425	.640	Michigan (2007-19); West Virginia (2002-07); Richmond (1997-02); Canisius (1992-97); Le Moyne (1983-92); Nazareth (1982-83)
28.	Bo Ryan	747	233	.762	Wisconsin (2001-16); Milwaukee (1999-01); Wisconsin-Platteville (1984-99)
29.	Phog Allen	746	264	.739	Kansas (1907-09, 1919-56); Central Missouri (1912-19); Haskell (1908-09); Baker (1905-08)
30.	Jim Larranaga	744	508	.594	Miami (Fla.) (2011-24); George Mason (1997-11); Bowling Green (1986-97); American International (1977-79)
31.	John Chaney	741	312	.704	Temple (1982-06)
t32.	Greg Kampe	729	566	.563	Oakland (1984 – present)
t32.	Jerry Tarkanian	729	201	.784	Fresno State (1995-02); UNLV (1973-92); Long Beach State (1968-73)
t32.	Norm Stewart	729	373	.662	Missouri (1967-99); Northern Iowa (1961-67)
35.	Ray Meyer	724	354	.672	DePaul (1942-84)
t35.	Jerry Sloucum	723	556	.565	Youngtown State (2005-17); Gannon (1996-05); Geneva (1987-96); Nyack (1975-87)
37.	Don Haskins	719	353	.671	UTEP (1961-99)
38.	Steve Alford	717	380	.654	Nevada (2019 – present); UCLA (2014-19); New Mexico (2008-13); Iowa (2000-07); Missouri State (1996-99); Manchester (1992-95)
39.	Larry Hunter	702	453	.608	Western Carolina (2005-18); Ohio (1989-2001); Wittenberg (1976-89)
40.	Bruce Pearl	694	270	.720	Auburn (2015 – present); Tennessee (2006-11); Milwaukee (2002-05); Southern Indiana (1993-01)
41.	Mike Montgomery	677	317	.681	California (2008-14); Stanford (1986-04); Montana (1978-86)
42.	Denny Crum	675	295	.696	Louisville (1971-01)
43.	Lon Kruger	674	432	.609	Oklahoma (2011-21); UNLV (2004-11); Illinois (1996-00); Florida (1990-96); Kansas State (1986-90); UTRGV (1982-86)
44.	Gary Williams	668	380	.637	Maryland (1989-11); Ohio State (1986-89); Boston College (1982-86); American (1978-82)
45.	John Wooden	664	162	.804	UCLA (1948-75); Indiana State (1946-48)
46.	Ralph Miller	657	382	.632	Oregon State (1970-89); Iowa (1964-70); Wichita State (1951-64)
47.	Tom Penders	649	437	.598	Houston (2004-10); George Washington (1998-2001); Texas (1988-98); Rhode Island (1986-88); Fordham (1978-86); Columbia (1974-78); Tufts (1971-74)
t48.	Bob Hoffman	647	398	.619	Central Oklahoma (2019 – present); Mercer (2008-19); UT Rio Grande Valley (1999-04); Oklahoma Baptist (1990-99)
t48.	Gene Bartow	647	353	.647	UAB (1978-96); UCLA (1975-77); Illinois (1974-75); Memphis (1970-74); Valparaiso (1964-70); Central Missouri (1961-64)
50.	Greg McDermott	643	378	.630	Creighton (2010 – present); Iowa State (2006-10); Northern Iowa (2001-06); North Dakota State (2000-01); Wayne State (Neb.) (1994-00)
t51.	Jay Wright	642	282	.695	Villanova (2002-22); Hofstra (1995-01)
t51.	Tubby Smith	642	370	.634	High Point (2018-22); Memphis (2016-18); Texas Tech (2013-16); Minnesota (2007-13); Kentucky (1997-2007); Georgia (1995-97); Tulsa (1991-95)
53.	Billy Tubbs	641	340	.653	Lamar (2003-06); TCU (1994-02); Oklahoma (1980-94); Lamar (1976-80); Southwestern (Texas) (1971-73)
54.	Homer Drew	640	427	.600	Valparaiso (1988-11); Indiana-South Bend (1987-88); Bethel (Ind.) (1976-87);
55.	Leonard Hamilton	638	506	.558	Florida State (2002-25); Miami (Fla.) (1990-00); Oklahoma State (1986-90)
56.	Marv Harshman	637	444	.589	Washington State (1958-71); Washington (1971-85); Pacific Lutheran (1945-58)
57.	Bob McKillop	634	381	.625	Davidson (1990-22)
58.	Hugh Durham	633	429	.596	Jacksonville (1997-05); Georgia (1978-95); Florida State (1966-78)
59.	Fran Dunphy	625	380	.622	La Salle (2022-25); Temple (2006-19); Penn (1989-06)
60.	Norm Sloan	624	393	.614	NC State (1966-80); Florida (1960-89); The Citadel (1956-60); Presbyterian (1951-55)
61.	Stew Morrill	620	294	.678	Utah State (1998-15); Colorado State (1991-98); Montana (1986-91)
62.	Ben Braun	615	517	.543	Rice (2008-14); California (1996-08); Eastern Michigan (1985-96); Siena Heights (1977-85)
63.	Scott Nagy	602	365	.623	Southern Illinois (2024 – present); Wright State (2016-24); South Dakota State (1995-2016)
64.	Slats Gill	599	393	.604	Oregon State (1928-64)
65.	Tom Davis	598	355	.627	Drake (2003-07); Iowa (1986-99); Stanford (1982-86); Boston College (1977-82); Lafayette (1971-77)
66.	Abe Lemons	597	344	.634	Texas (1976-82); UTRGV (1973-76); Oklahoma City (1955-73)
67.	John Thompson	596	239	.714	Georgetown (1972-99)
68.	Guy V. Lewis	592	279	.680	Houston (1956-86)
t69.	Danny Kaspar	584	302	.659	Texas State (2014-20); Stephen F. Austin (2001-13); UIW (1992-00)
t69.	Tony Shaver	584	389	.600	William & Mary (2004-19); Hampden-Sydney (1987-03)
t71.	Mike Brey	582	332	.637	Notre Dame (2001-23); Delaware (1995-00)



2018-19
American Athletic
Conference
Regular Season




2021
NCAA Tournament
Elite Eight
Midwest Regional
Championship



2021-22
American Athletic
Conference
Regular Season



2021-22
American Athletic
Conference
Tournament



2022-23
American Athletic
Conference
Regular Season



2023-24
Big 12
Regular Season



2024-25
Big 12
Regular Season



2024-25
NCAA Tournament
Elite Eight
Midwest Regional
Championship

COACHES who LED THREE SCHOOLS to NCAA FINAL FOUR (2)

Coach	1st School	2nd School	3rd School
Rick Pitino	Providence	Kentucky	Louisville
John Calipari	UMass	Memphis	Kentucky

COACHES who LED TWO SCHOOLS to NCAA FINAL FOUR (15)

Coach	1st School	2nd School
Kelvin Sampson	Oklahoma	Houston
Forddy Anderson	Bradley	Michigan State
Gene Bartow	Memphis	UCLA
Larry Brown	UCLA	Kansas
Hugh Durham	Florida State	Georgia
Jack Gardner	Kansas State	Utah
Lou Henson	New Mexico State	Illinois
Bob Huggins	Cincinnati	West Virginia
Lon Kruger	Florida	Oklahoma
Jim Larranaga	George Mason	Miami (Fla.)
Frank McGuire	St. John's	North Carolina
Lute Olson	Iowa	Arizona
Lee Rose	Charlotte	Purdue
Eddie Sutton	Arkansas	Oklahoma State
Roy Williams	Kansas	North Carolina

COACHES who LED FIVE SCHOOLS to NCAA TOURNAMENT WINS (1)

Coach	1st School	2nd School	3rd School	4th School	5th School
Lon Kruger	Kansas State	Florida	Illinois	UNLV	Oklahoma

COACHES who LED FOUR SCHOOLS to NCAA TOURNAMENT WINS (4)

Coach	1st School	2nd School	3rd School	4th School
Steve Alford	Missouri State	Iowa	New Mexico	UCLA
Rick Pitino	Providence	Kentucky	Louisville	St. John's
Eddie Sutton	Creighton	Arkansas	Kentucky	Oklahoma State
Tubby Smith	Tulsa	Georgia	Kentucky	Minnesota

COACHES who LED THREE SCHOOLS to NCAA TOURNAMENT WINS (6)

Coach	1st School	2nd School	3rd School
Kelvin Sampson	Oklahoma	Indiana	Houston
Rick Barnes	Clemson	Texas	Tennessee
John Beilein	Richmond	West Virginia	Michigan
Lefty Driesell	Davidson	Maryland	Georgia State
Jim Harrick	Pepperdine	UCLA	Rhode Island
Bill Self	Tulsa	Illinois	Kansas



YEARS BETWEEN FINAL FOUR APPEARANCES

Italics indicate first two Final Fours of respective head coach's career

Rk.	Yrs.	Coach	Year – School	Years – School
1.	36	Ray Meyer	1943 – DePaul	1979 – DePaul
2.	22	Lon Kruger	1994 – Florida	2016 – Oklahoma
t3.	19	Kelvin Sampson	2002 – Oklahoma	2021 – Houston
		Lou Henson	1980 – New Mexico State	1989 – Illinois
5.	18	Bob Huggins	1992 – Cincinnati	2010 – West Virginia
t6.	17	Jim Larranaga	2006 – George Mason	2023 – Miami (Fla.)
		Eddie Sutton	1978 – Arkansas	1995 – Oklahoma State
t8.	14	Guy V. Lewis	1968 – Houston	1982 – Houston
		Slats Gill	1949 – Oregon State	1963 – Oregon State
10.	13	Branch McCracken	1940 – Indiana	1953 – Indiana
t11.	12	John Calipari	1996 – UMass	2008 – Memphis
		Phog Allen	1940 – Kansas	1952 – Kansas
13.	11	Hugh Durham	1972 – Florida State	1983 – Georgia
t14.	10	Jim Boeheim	2003 – Syracuse	2013 – Syracuse
		Jerry Tarkanian	1977 – UNLV	1987 – UNLV
		Jack Gardner	1951 – Kansas State	1961 – Utah
t17.	9	Eddie Sutton	1995 – Oklahoma State	2004 – Oklahoma State
		Roy Williams	1993 – Kansas	2002 – Kansas
		Jim Boeheim	1987 – Syracuse	1996 – Syracuse
		Dean Smith	1982 – North Carolina	1991 – North Carolina
t21.	8	Rick Pitino	1997 – Kentucky	2005 – Louisville
		Lute Olson	1980 – Iowa	1988 – Arizona
		Adolph Rupp	1958 – Kentucky	1966 – Kentucky
		Bruce Drake	1938 – Oklahoma	1947 – Oklahoma

COACHES who LED SIX SCHOOLS to NCAA TOURNAMENT (1)

Coach	1st School	2nd School	3rd School	4th School	5th School	6th School
Rick Pitino	Boston Univ.	Providence	Kentucky	Louisville	Iona	St. John's

COACHES who LED FIVE SCHOOLS to NCAA TOURNAMENT (2)

Coach	1st School	2nd School	3rd School	4th School	5th School
Lon Kruger	Kansas State	Florida	Illinois	UNLV	Oklahoma
Tubby Smith	Tulsa	Georgia	Kentucky	Minnesota	Texas Tech

COACHES who LED FOUR SCHOOLS to NCAA TOURNAMENT (12)

Coach	1st School	2nd School	3rd School	4th School
Kelvin Sampson	Washington State	Oklahoma	Indiana	Houston
Steve Alford	Missouri State	Iowa	New Mexico	UCLA
Rick Barnes	Providence	Clemson	Texas	Tennessee
John Beilein	Canisius	Richmond	West Virginia	Michigan
Lefty Driesell	Davidson	Maryland	James Madison	Georgia State
Cliff Ellis	South Alabama	Clemson	Auburn	Coastal Carolina
Larry Eustachy	Utah State	Iowa State	Southern Miss	Colorado State
Jim Harrick	Pepperdine	UCLA	Rhode Island	Georgia
Ben Howland	Northern Arizona	Pittsburgh	UCLA	Mississippi State
Frank McCaffery	Lehigh	UNC Greensboro	Siena	Iowa
Tom Penders	Rhode Island	Texas	George Washington	Houston
Eddie Sutton	Creighton	Arkansas	Kentucky	Oklahoma State

MOST VICTORIES
among ACTIVE NCAA DIVISION I COACHES
through February 11, 2026

Rk.	Wins	Coach	School(s)	Years
t1.	853	Rick Barnes	George Mason, Providence, Clemson, Texas, Tennessee	1988 –
t1.	853	John Calipari	UMass, Memphis, Kentucky, Arkansas	1989 –
3.	835	Bill Self	Tulsa, Illinois, Kansas	1999 –
4.	821	Kelvin Sampson	Montana Tech, Washington State, Oklahoma, Indiana, Houston	1982 –
5.	788	Dana Altman	Marshall, Kansas State, Creighton, Oregon	1990 –
6.	781	Rick Pitino	Hawai'i, Boston, Providence, Kentucky, Louisville, Iona, St. John's	1975 –
7.	765	Mark Few	Gonzaga	2000 –
8.	757	Tom Izzo	Michigan State	1996 –
9.	729	Greg Kampe	Oakland	1985 –
10.	717	Steve Alford	Manchester, Missouri State, Iowa New Mexico, UCLA, Nevada	1992 –
11.	643	Greg McDermott	Wayne State (Neb.), UNI, Iowa State, Creighton	1994 –
12.	602	Scott Nagy	South Dakota State, Wright State, Southern Illinois	1995 –
13.	596	Herb Sendek	Miami (Ohio), NC State, Arizona State, Santa Clara	1993 –
14.	584	Randy Bennett	Saint Mary's (Calif.)	2001 –
15.	559	Fran McCaffery	Lehigh, UNC Greensboro, Siena, Iowa, Penn	1985 –
16.	548	Ron Hunter	IUPUI, Georgia State, Tulane	1994 –



MOST GAMES
among ACTIVE NCAA DIVISION I COACHES
through February 11, 2026

Rk.	No.	Coach	School(s)	Years
1.	1,295	Greg Kampe	Oakland	1985 –
2.	1,283	Rick Barnes	George Mason, Providence, Clemson, Tennessee	1988 –
3.	1,209	Dana Altman	Marshall, Kansas State, Creighton, Oregon	1990 –
4.	1,177	Kelvin Sampson	Montana Tech, Washington State, Oklahoma, Indiana, Houston	1982 –
5.	1,134	John Calapari	UMass, Memphis, Kentucky, Arkansas	1989 –
6.	1,101	Bill Self	Tulsa, Illinois, Kansas	1999 –
7.	1,097	Steve Alford	Manchester, Missouri State, Iowa New Mexico, UCLA, Nevada	1992 –
8.	1,094	Rick Pitino	Iona, Louisville, Kentucky, Providence, Boston, Hawai'i	1975 –
9.	1,063	Tom Izzo	Michigan State	1996 –
**	1,021	Greg McDermott	Wayne State (Neb.), UNI, Iowa State, Creighton	1994 –

MOST YEARS
among ACTIVE NCAA DIVISION I COACHES
through February 11, 2026

Rk.	Years	Coach	School(s)	Years
1.	42	Greg Kampe	Oakland	1985 –
2.	39	Rick Barnes	George Mason, Providence, Clemson, Texas, Tennessee	1988 –
3.	38	Rick Pitino	Hawai'i, Boston, Providence, Kentucky, Louisville, Iona	1975 –
t4.	37	Kelvin Sampson	Montana Tech, Washington State, Oklahoma, Indiana, Houston	1982 –
t4.	37	Dana Altman	Marshall, Kansas State, Creighton, Oregon	1990 –
6.	35	Steve Alford	Manchester, Missouri State, Iowa New Mexico, UCLA, Nevada	1992 –
7.	34	John Calipari	UMass, Memphis, Kentucky, Arkansas	1989 –

MOST NCAA DIVISION I 20-WIN SEASONS
among ACTIVE COACHES
through February 11, 2026
* – includes 2025-26 season

Rk.	No.	Coach	School(s)	Years
1.	29	John Calipari	UMass, Memphis, Kentucky, Arkansas	1989 –
2.	28	Bill Self	Tulsa, Illinois, Kansas	1999 –
t3.	* 27	Mark Few	Gonzaga	2000 –
t3.	27	Dana Altman	Marshall, Kansas State, Creighton, Oregon	1990 –
5.	* 26	Kelvin Sampson	Montana Tech, Washington State, Oklahoma, Indiana, Houston	1982 –
t6.	25	Rick Pitino	Hawai'i, Boston, Providence, Kentucky, Louisville, Iona, St. John's	1975 –
t6.	25	Rick Barnes	George Mason, Providence, Clemson, Texas, Tennessee	1988 –
t6.	* 25	Tom Izzo	Michigan State	1996 –



MOST NCAA DIVISION I 30-WIN SEASONS
among ACTIVE COACHES
through February 11, 2026

Rk.	No.	Coach	School(s)	Years
1.	11	Bill Self	Oral Roberts, Tulsa, Illinois, Kansas	1994 –
2.	10	John Calipari	UMass, Memphis, Kentucky, Arkansas	1989 –
3.	7	Mark Few	Gonzaga	2000 –
t4.	6	Kelvin Sampson	Montana Tech, Washington State, Oklahoma, Indiana, Houston	1982 –
t4.	6	Rick Pitino	Hawai'i, Boston, Providence, Kentucky, Louisville, Iona, St. John's	1976 –
t4.	6	Tom Izzo	Michigan State	1996 –
7.	5	Sean Miller	Texas, Xavier, Arizona, Xavier	2005 –
t8.	4	Rick Barnes	George Mason, Providence, Clemson, Texas, Tennessee	1988 –
t8.	4	Tony Bennett	Washington State, Virginia	2006 –
t10.	2	Steve Alford	Manchester Missouri State, Iowa, New Mexico, UCLA, Nevada	1992 –
t10.	2	Dana Altman	Marshall, Kansas State, Creighton, Oregon	1990 –
t10.	2	Chris Beard	McMurry, Angelo State, Texas Tech, Texas, Mississippi	2013 –
t10.	2	Jamie Dixon	Pittsburgh, TCU	2004 –
t10.	2	Ben Jacobson	UNI	2006 –





#5 CHRIS CENAC Jr.

Forward/Center

6-11 • 240 • Freshman-HS

New Orleans, La. (Link Academy [Mo.])

Integrated Studies

chriscenac1
 chriscenacjr

CAREER HIGHS

Points

 18, vs. Arizona State (1/18/26)
 18, vs. #22/25 Auburn (11/16/25)

Field Goals Made

 8, vs. Arizona State (1/18/26)
 8, vs. #22/25 Auburn (11/16/25)

Field Goal Attempts

15, vs. Arizona State (1/18/26)

3-Point Field Goals Made

 3, vs. Cincinnati (1/31/26)
 3, at Baylor (1/10/26)

3-Point Field Goal Attempts

6, vs. Cincinnati (1/31/26)

Free Throws Made

 3, at TCU (1/28/26)
 3, vs. #14/14 Texas Tech (1/6/26)
 3, vs. New Orleans (12/13/25)

Free Throw Attempts

7, vs. New Orleans (12/13/25)

Rebounds

13, vs. Towson (11/8/25)

Offensive Rebounds

5, at TCU (1/28/26)

Defensive Rebounds

 10, vs. #14/14 Texas Tech (1/6/26)
 10, vs. Syracuse (11/24/25)

Assists

5, vs. Arizona State (1/18/26)

Steals

 3, at TCU (1/28/26)
 3, vs. Arizona State (1/18/26)

Blocked Shots

 1, done 13 times; Most recently
 at #16/14 BYU (2/7/26)

Minutes Played

34:03, at TCU (1/28/26)

FRESHMAN (2025-26)

Made his collegiate debut against Lehigh in season opener in Fertitta Center... Finished with 12 points, 1 rebounds, a steal and blocked shot against the Mountain Hawks... Became first Cougar freshman to record a double-double in a season opener since George Williams during the 1999-00 season (11/3)... Led all players with 13 rebounds and tied for game-high honors with four offensive boards in win over Towson (11/8)... Posted 11 points and grabbed four rebounds with a block in home win over Oakland (11/12)... Scored 18 points on 8-of-10 shooting and grabbed nine rebounds with a blocked shot in win over #22/25 Auburn during RxBenefits Battleground 2k25 inside Legacy Arena at The BJCC in Birmingham, Ala. (11/16)... Posted 12 points on 5-of-5 shooting from the field with a pair of 3-pointers in home win over Rider (11/20)... Led all players with 12 rebounds and added eight points with a steal in win over Syracuse during first day of Players Era Championship inside MGM Grand Garden Arena in Las Vegas (11/24)... Led all players with 11 rebounds against #17/16 Tennessee during second day of Players Era Championship inside MGM Grand Garden Arena in Las Vegas (11/25)... Recorded his second double-double of the season with 15 points and

a game-high 10 rebounds in win over Florida State during Houston Hoops Showdown inside Toyota Center (12/6)... Tied for team lead with 15 points on 6-of-10 shooting and grabbed six rebounds with an assist and steal in home win over New Orleans (12/13)... Scored nine points and led Houston with seven rebounds in win over #14/14 Arkansas during Never Forget Tribute Classic inside Prudential Center in Newark, N.J. (12/20)... Tied for team lead with six rebounds in home win over Middle Tennessee (12/29)... Led Houston and tied for game-high honors with eight rebounds in road win at Cincinnati (1/3)... Posted 11 points and grabbed a game-high 11 rebounds in home win over #14/14 Texas Tech for his third double-double of season (1/6)... Scored 11 points, thanks to three 3-pointers, with four rebounds in road win at Baylor (1/10)... Led all players with 10 rebounds and scored seven points with two assists and a pair of steals in home win over West Virginia (1/13)... Totaled 18 points and grabbed eight rebounds, including four offensive boards, with five assists and three steals in home win over Arizona State (1/18)... Led all players with 14 rebounds and added three steals with eight points in road win at TCU (1/28)... Scored 13 points, thanks to three 3-pointers, and grabbed three rebounds with a pair of steals in home win over Cincinnati (1/31)... Posted his fourth double-double of season with 14 points and 10 rebounds and added two assists and a pair of steals in home win over rv/rv UCF (2/4)... Scored 16 points on 7-of-12 shooting and grabbed five rebounds in road win at #16/14 BYU (2/7).

2025-26 GAME-BY-GAME STATISTICS (22-2 • 10-1 Big 12)

Date	Opponent	GS	Min	FG-A	3FG-FGA	FT-FTA	OR-DR	Tot	PF	A	TO	Blk	Stl	Pts
11/3/25	LEHIGH	*	25:42	5-10	2-4	0-0	3-7	10	4	0	2	1	1	12
11/8/25	TOWSON	*	29:04	1-8	0-3	0-0	4-9	13	3	2	3	0	0	2
11/12/25	OAKLAND	*	19:35	5-11	0-1	1-2	2-2	4	1	0	2	1	0	11
11/16/25	vs. #22/25 Auburn	*	25:55	8-10	2-3	0-0	0-9	9	5	0	1	1	0	18
11/20/25	RIDER	*	15:25	5-5	2-2	0-0	0-1	1	1	1	1	1	1	12
11/24/25	vs. Syracuse	*	30:06	3-7	1-1	1-1	2-10	12	3	0	1	0	1	8
11/25/25	vs. #17/16 Tennessee	*	33:28	2-8	0-3	1-2	4-7	11	5	0	3	1	0	5
11/26/25	vs. Notre Dame	*	14:32	1-5	0-1	2-2	1-1	2	2	0	0	0	0	4
12/6/25	vs. Florida State	*	28:26	7-11	0-0	1-2	3-7	10	1	3	4	1	0	15
12/10/25	JACKSON STATE	*	16:35	1-5	0-1	0-0	1-4	5	1	0	1	1	1	2
12/13/25	NEW ORLEANS	*	16:34	6-10	0-1	3-7	3-4	6	4	1	0	0	1	15
12/20/25	vs. #14/14 Arkansas	*	23:14	4-8	1-1	0-0	1-6	7	3	0	0	0	0	9
12/29/25	MIDDLE TENNESSEE	*	28:52	3-7	1-1	2-2	2-4	6	2	0	2	0	0	9
1/3/26	* at Cincinnati	*	23:46	2-6	0-3	0-0	3-5	8	4	0	0	0	0	4
1/6/26	* #14/14 TEXAS TECH	*	30:31	4-8	0-2	3-4	1-10	11	2	1	0	0	1	11
1/10/26	* at Baylor	*	22:37	4-5	3-3	0-0	2-2	4	2	1	1	1	1	11
1/13/26	* WEST VIRGINIA	*	28:20	2-5	1-4	2-4	3-7	10	2	2	1	0	2	7
1/18/26	* ARIZONA STATE	*	27:00	8-15	2-5	0-0	4-4	8	0	5	1	1	3	18
1/24/26	* at #12/12 Texas Tech	*	17:35	1-1	0-0	0-0	0-7	7	3	0	0	0	0	2
1/28/26	* at TCU	*	34:03	2-6	1-3	3-4	5-9	14	2	1	0	1	3	8
1/31/26	* CINCINNATI	*	25:34	5-8	3-6	0-0	0-3	3	1	0	0	0	2	13
2/4/26	* rv/rv UCF	*	28:32	7-13	0-4	0-0	1-9	10	2	2	0	1	2	14
2/7/26	* at #16/14 BYU	*	29:02	7-12	2-4	0-0	1-4	5	4	0	0	1	1	16
2/10/26	* at Utah	*	17:43	3-6	0-3	0-0	3-2	5	3	1	0	0	0	6
2/14/26	* KANSAS STATE		---	---	---	---	---	---	---	---	---	---	---	---
2/16/26	* at Iowa State		---	---	---	---	---	---	---	---	---	---	---	---
2/21/26	* ARIZONA		---	---	---	---	---	---	---	---	---	---	---	---
2/23/26	* at Kansas		---	---	---	---	---	---	---	---	---	---	---	---
2/28/26	* COLORADO		---	---	---	---	---	---	---	---	---	---	---	---
3/4/26	* BAYLOR		---	---	---	---	---	---	---	---	---	---	---	---
3/7/26	* at Oklahoma State		---	---	---	---	---	---	---	---	---	---	---	---

CAREER STATISTICS

Year	W-L	GP-GS	MP	FG-FGA	Pct	3P-A	Pct	FT-FTA	Pct	Off-Def	Reb - Avg	PF-DQ	Ast	TO	Blk	Stl	Pts - Avg
2025-26	22-2	24-24	592	96-190	.505	21-59	.356	19-30	.633	48-133	181 - 7.5	60-2	20	23	13	20	232 - 9.7
Totals	22-2	24-24	592	96-190	.505	21-59	.356	19-30	.633	48-133	181 - 7.5	60-2	20	23	13	20	232 - 9.7



#4 KINGSTON FLEMINGS

Guard

6-4 • 190 • Freshman-HS

San Antonio, Texas (William J. Brennan HS)

Integrated Studies

📷 k1ng_flemings X k1ngflemings

CAREER HIGHS

Points

42, at #12/12 Texas Tech (1/24/26)

Field Goals Made

15, at #12/12 Texas Tech (1/24/26)

Field Goal Attempts

26, at #12/12 Texas Tech (1/24/26)

3-Point Field Goals Made

4, at #12/12 Texas Tech (1/24/26)

3-Point Field Goal Attempts

9, at #12/12 Texas Tech (1/24/26)

Free Throws Made

9, at TCU (1/28/26)

Free Throw Attempts

10, at #12/12 Texas Tech (1/24/26)

Rebounds

6, vs. #14/14 Arkansas (12/20/25)
6, vs. Syracuse (11/24/25)

Offensive Rebounds

2, vs. #14/14 Arkansas (12/20/25)

Defensive Rebounds

6, vs. Syracuse (11/24/25)

Assists

9, vs. Oakland (11/12/25)

Steals

8, vs. Florida State (12/6/25)

Blocked Shots

1, done five times; Most recently
at Utah (2/10/26)

Minutes Played

39:15, vs. Syracuse (11/24/25)

HONORS

- *The Sporting News* Midseason All-America Third Team
- John R. Wooden Award Late Midseason Top 20 Watch List
- John R. Wooden Award Midseason Watch List
- Oscar Robertson Trophy Midseason Watch List
- Wayman Tisdale Award Midseason Watch List
- USBWA Oscar Robertson National Player of the Week (Nov. 18, 2025)
- Lute Olson Award National Player of the Week (Nov. 17, 2025)
- Big 12 Player of the Week (Nov. 17, 2025)
- Big 12 Newcomer of the Week (Nov. 17, 2025)
- Big 12 Starting Five of the Week (February 9, 2026)
- Big 12 Starting Five of the Week (January 26, 2026)
- Big 12 Starting Five of the Week (January 12, 2026)
- Big 12 Starting Five of the Week (Dec. 22, 2025)
- Big 12 Starting Five of the Week (Dec. 8, 2025)
- Big 12 Starting Five of the Week (Nov. 17, 2025)

FRESHMAN (2025-26)

Set Houston freshman single-game scoring record with 42 points at #12/12 Texas Tech, moving past great guard Rob Williams... Made his collegiate debut against Lehigh in season opener in Fertitta Center... Posted eight points with two rebounds and two assists against the Mountain Hawks (11/3)... Led all players on 8-of-10 shooting and grabbed two rebound with three assists and a pair of steals in win over Towson inside Fertitta Center... Became first Cougar freshman to score 20+ points on 75.0 percent shooting or better since Tramon Mark on Feb. 6, 2021 (11/8)... Tied for team-high honors with 19 points on 8-of-12 shooting and dished out a game-high nine assists with five rebounds, a block and steal and no turnovers in home win over Oakland (11/12)... Led all players with 22 points on 8-of-13 shooting and grabbed five rebounds with a game-high seven assists in win over #22/25 Auburn

during RxBenefits Battleground 2k25 inside Legacy Arena at The BJCC in Birmingham, Ala. (11/16)... Blocked an Auburn shot to take the lead with 15 seconds remaining... Led all players with 18 points on 8-of-10 shooting from field and dished out five assists with a pair of steals in home win over Rider (11/20)... Led all players with 25 points on 10-of-15 shooting and added four rebounds with three assists and a pair of steals in loss to #17/16 Tennessee during second day of Players Era Championship inside MGM Grand Garden Arena in Las Vegas (11/25)... Totaled 21 points on 8-of-13 shooting with three 3-pointers and swiped eight steals with three rebounds and five assists in win over Florida State during Houston Hoops Showdown inside Toyota Center... Eight steals was the second-highest single-game total in Houston history (12/6)... Led all players with six assists in home win over Jackson State (12/10)... Scored 15 points on 5-of-9 shooting and grabbed three rebounds with three assists and three steals in home win over New Orleans (12/13)... Posted 21 points on 7-of-15 shooting and grabbed six rebounds with five assists and three steals in win over #14/14 Arkansas during Never Forget Tribute Classic inside Prudential Center in Newark, N.J. (12/20)... Led Cougars with 15 points and five assists and added two rebounds and a pair of steals in home win over Middle Tennessee (12/29)... Led all players with 19 points, six assists and five steals in road win at Cincinnati (1/3)... Scored nine points in the final two minutes on the way to a game-high 23 points to lead the Cougars in a home win over #14/14 Texas Tech... Added five assists with three rebounds and blocked shot against the Red Raiders (1/6)... Led all players with seven assists and only one turnover and scored 10 points in road win at Baylor (1/10)... Paced all players with seven assists and grabbed five rebounds with 10 points and only one turnover in 24 minutes against West Virginia (1/13)... Led all players with 20 points on 8-of-14 shooting and added game highs of eight assists and four steals (1/18)... Led all players with 42 points on 15-of-26 shooting from the field and 8-of-10 shooting from the free throw line at #12/12 Texas Tech... Set Houston freshman single-game scoring record, moving past great guard Rob Williams... Was the third highest road point total by any Cougar and tied as the 17th-highest total overall... Added six assists with two rebounds and two steals against the Red Raiders (1/24)... Led all players with 27 points on 8-of-16 shooting from the field and 9-of-9 from the free throw line in road win at TCU... Added five assists against the Horned Frogs (1/28)... Led all players with six assists and added seven points and four rebounds in home win over Cincinnati (1/31)... Led all players with 18 points on 8-of-12 shooting and dished out six rebounds with three assists and two steals and only one turnover in home win over rv/rv UCF (2/4)... Led Houston with 19 points and tied for game-high honors with five assists in road win at #16/14 BYU (2/7).

2025-26 GAME-by-GAME STATISTICS (22-2 • 10-1 Big 12)

Date	Opponent	GS	Min	FG-A	3FG-FGA	FT-FTA	OR-DR	Tot	PF	A	TO	Blk	Stl	Pts
11/3/25	LEHIGH	*	20:45	3-4	1-2	1-2	0-2	2	3	2	1	0	0	8
11/8/25	TOWSON	*	36:04	8-10	1-3	3-3	0-2	2	0	3	3	0	2	20
11/12/25	OAKLAND	*	27:24	8-12	1-2	2-2	0-5	5	2	9	0	1	1	19
11/16/25	vs. #22/25 Auburn	*	34:43	8-13	1-3	5-6	0-5	5	0	7	4	1	0	22
11/20/25	RIDER	*	31:17	8-10	2-2	0-0	0-0	0	0	5	1	1	2	18
11/24/25	vs. Syracuse	*	39:15	3-11	2-4	1-4	0-6	6	1	6	3	0	2	6
11/25/25	vs. #17/16 Tennessee	*	32:02	10-15	3-4	2-2	1-3	4	2	3	2	0	2	25
11/26/25	vs. Notre Dame	*	21:51	0-4	0-1	1-2	1-4	5	4	5	0	0	1	1
12/6/25	vs. Florida State	*	37:12	8-13	3-4	2-2	0-3	3	2	5	4	0	8	21
12/10/25	JACKSON STATE	*	19:13	2-3	0-1	1-2	1-0	1	2	6	3	0	1	5
12/13/25	NEW ORLEANS	*	19:21	5-9	1-3	4-4	1-2	3	0	3	2	0	3	15
12/20/25	vs. #14/14 Arkansas	*	36:09	7-15	0-2	7-8	2-4	6	4	5	1	0	3	21
12/29/25	MIDDLE TENNESSEE	*	38:08	5-14	1-5	4-4	0-2	2	2	5	0	0	2	15
1/3/26	* at Cincinnati	*	37:54	7-18	2-5	3-5	0-3	3	0	6	1	0	5	19
1/6/26	* #14/14 TEXAS TECH	*	34:42	9-19	2-6	3-4	1-2	3	0	5	2	1	0	23
1/10/26	* at Baylor	*	25:34	5-12	0-3	0-0	1-1	2	3	7	1	1	0	10
1/13/26	* WEST VIRGINIA	*	24:11	3-10	0-2	4-4	0-5	5	4	7	1	0	0	10
1/18/26	* ARIZONA STATE	*	34:23	8-14	1-3	3-3	0-4	4	1	8	3	2	4	20
1/24/26	* at #12/12 Texas Tech	*	38:20	15-26	4-9	8-10	1-1	2	4	6	2	0	2	42
1/28/26	* at TCU	*	34:34	8-16	2-3	9-9	0-5	5	3	5	4	0	0	27
1/31/26	* CINCINNATI	*	29:50	2-9	0-2	3-4	1-3	4	0	6	3	0	0	7
2/4/26	* rv/rv UCF	*	30:43	8-12	0-2	2-2	0-3	3	1	6	1	1	2	18
2/7/26	* at #16/14 BYU	*	34:39	8-18	0-3	3-4	0-5	5	3	5	1	0	1	19
2/10/26	* at Utah	*	29:09	2-9	0-0	0-0	1-3	4	1	4	1	1	1	4
2/14/26	* KANSAS STATE	---	---	---	---	---	---	---	---	---	---	---	---	---
2/16/26	* at Iowa State	---	---	---	---	---	---	---	---	---	---	---	---	---
2/21/26	* ARIZONA	---	---	---	---	---	---	---	---	---	---	---	---	---
2/23/26	* at Kansas	---	---	---	---	---	---	---	---	---	---	---	---	---
2/28/26	* COLORADO	---	---	---	---	---	---	---	---	---	---	---	---	---
3/4/26	* BAYLOR	---	---	---	---	---	---	---	---	---	---	---	---	---
3/7/26	* at Oklahoma State	---	---	---	---	---	---	---	---	---	---	---	---	---

CAREER STATISTICS

Year	W-L	GP-GS	MP	FG-FGA	Pct	3P-A	Pct	FT-FTA	Pct	Off-Def	Reb - Avg	PF-DQ	Ast	TO	Blk	Stl	Pts - Avg
2025-26	22-2	24-24	747	150-296	.507	27-74	.365	71-86	.826	11-73	84 - 3.5	43-0	129	44	9	42	398 - 16.6
Totals	22-2	24-24	747	150-296	.507	27-74	.365	71-86	.826	11-73	84 - 3.5	43-0	129	44	9	42	398 - 16.6

3 NCAA National Championship Game Appearances • 7 NCAA Final Four Appearances • 26 NCAA Tournaments • 22 Conference Championships • 2 NBA Draft No. 1 Overall Picks • 12 NBA Draft First-Round Selections



#1 ISIAH HARWELL

Guard

6-6 • 220 • Freshman-HS

Pocatello, Idaho (Wasatch Academy [Utah])

Integrated Studies

isiah_harwell1

CAREER HIGHS

Points

20, vs. Jackson State (12/10/25)

Field Goals Made

8, vs. Jackson State (12/10/25)

Field Goal Attempts

14, at Baylor (1/10/26)
14, vs. Jackson State (12/10/25)

3-Point Field Goals Made

4, at Baylor (1/10/26)
4, vs. Jackson State (12/10/25)

3-Point Field Goal Attempts

12, at Baylor (1/10/26)

Free Throws Made

5, vs. Cincinnati (1/31/26)

Free Throw Attempts

6, vs. Cincinnati (1/31/26)

Rebounds

4, done five times; Most recently
at Utah (2/10/26)

Offensive Rebounds

2, vs. Cincinnati (1/3/26)
2, vs. Middle Tennessee (12/29/25)
2, vs. #17/16 Tennessee (11/25/25)

Defensive Rebounds

4, at Utah (2/10/26)
4, at #12/12 Texas Tech (1/24/26)
4, at Cincinnati (1/3/26)

Assists

3, vs. New Orleans (12/13/25)

Steals

4, vs. Lehigh (11/3/25)

Blocked Shots

2, vs. Arizona State (1/18/26)
2, at Baylor (1/10/26)

Minutes Played

24:00, vs. Jackson State (12/10/25)

FRESHMAN (2025-26)

Made his collegiate debut against Lehigh in season opener in Fertitta Center... Totaled three points with a rebound, two assists and a game-high four steals in win over Mountain Hawks (11/3)... Posted nine points with two rebounds, an assist and steal in home win over Oakland (11/12)... Scored five points with three rebounds, two steals and an assist in win over #22/25 Auburn during RxBenefits Battleground 2k25 inside Legacy Arena at The BJCC in Birmingham, Ala. (11/16)... Finished with 20 points on 8-of-14 shooting, including 4-of-9 from the arc, and added four rebounds with an assist and steal against Jackson State (12/10)... Buried four 3-pointers on the way to 12 points and grabbed three rebounds with a pair of blocked shots in road win at Baylor (1/10/26)... Posted 13 points with a pair of 3-pointers and grabbed three rebounds, including two offensive boards, in home win over Cincinnati (1/31).

2025-26 GAME-by-GAME STATISTICS (20-2 • 10-1 Big 12)

Date	Opponent	GS	Min	FG-A	3FG-FA	FT-FTA	OR-DR	Tot	PF	A	TO	Blk	Stl	Pts
11/3/25	LEHIGH		18:56	1-2	1-2	0-0	1-0	1	2	2	1	0	4	3
11/8/25	TOWSON		DNP											
11/12/25	OAKLAND		17:14	3-8	1-4	2-2	0-2	2	2	1	0	0	1	9
11/16/25	vs. #22/25 Auburn		21:19	1-4	1-3	2-2	1-2	3	1	1	0	0	2	5
11/20/25	RIDER		DNP											
11/24/25	vs. Syracuse		23:30	1-4	0-2	0-1	1-2	3	4	1	2	0	1	2
11/25/25	vs. #17/16 Tennessee		20:18	1-4	1-2	0-1	2-2	4	2	1	0	0	1	3
11/26/25	vs. Notre Dame		12:20	0-4	0-0	0-2	1-1	2	0	1	0	0	1	0
12/6/25	vs. Florida State		3:52	0-2	0-2	0-0	1-1	2	0	0	0	0	0	0
12/10/25	JACKSON STATE		24:00	8-14	4-9	0-1	1-3	4	1	1	0	0	1	20
12/13/25	NEW ORLEANS		23:43	1-7	1-6	3-4	1-2	3	1	3	0	0	2	6
12/20/25	vs. #14/14 Arkansas		10:25	2-3	2-3	0-0	1-1	2	2	2	0	0	0	6
12/29/25	MIDDLE TENNESSEE		17:08	0-4	0-2	2-2	2-0	2	0	0	1	0	0	2
1/3/26	* at Cincinnati		16:02	1-3	0-1	0-0	0-4	4	1	0	0	0	0	2
1/6/26	* #14/14 TEXAS TECH		6:22	0-2	0-1	0-0	0-0	0	2	0	0	0	0	0
1/10/26	* at Baylor		24:23	5-14	4-12	0-2	0-3	3	1	0	0	2	1	12
1/13/26	* WEST VIRGINIA		10:44	0-0	0-0	0-0	1-3	4	0	0	1	1	0	0
1/18/26	* ARIZONA STATE		17:00	2-2	2-2	2-2	0-2	2	1	1	1	2	0	8
1/24/26	* at #12/12 Texas Tech		9:54	1-2	0-1	0-0	0-4	4	3	0	0	0	0	2
1/28/26	* at TCU		15:27	0-2	0-2	0-0	0-0	0	1	0	1	0	1	0
1/31/26	* CINCINNATI		17:23	3-8	2-5	5-6	2-1	3	2	0	0	0	0	13
2/4/26	* rv/rv UCF		18:16	1-6	0-2	0-0	1-1	2	2	2	1	0	1	2
2/7/26	* at #16/14 BYU		7:42	1-3	1-3	0-0	1-2	3	1	0	0	0	0	3
2/10/26	* at Utah		22:42	0-5	0-3	0-0	0-4	4	0	0	0	0	1	0
2/14/26	* KANSAS STATE		---	---	---	---	---	---	---	---	---	---	---	---
2/16/26	* at Iowa State		---	---	---	---	---	---	---	---	---	---	---	---
2/21/26	* ARIZONA		---	---	---	---	---	---	---	---	---	---	---	---
2/23/26	* at Kansas		---	---	---	---	---	---	---	---	---	---	---	---
2/28/26	* COLORADO		---	---	---	---	---	---	---	---	---	---	---	---
3/4/26	* BAYLOR		---	---	---	---	---	---	---	---	---	---	---	---
3/7/26	* at Oklahoma State		---	---	---	---	---	---	---	---	---	---	---	---

CAREER STATISTICS

Year	W-L	GP-GS	MP	FG-FA	Pct	3P-A	Pct	FT-FTA	Pct	Off-Def	Reb - Avg	PF-DQ	Ast	TO	Blk	Stl	Pts - Avg
2025-26	20-2	22-0	370	33-112	.295	21-73	.288	18-27	.667	17-38	55 - 2.5	30-0	17	7	5	17	105 - 4.8
Totals	20-2	22-0	370	33-112	.295	21-73	.288	18-27	.667	17-38	55 - 2.5	30-0	17	7	5	17	105 - 4.8



#6 BRYCE JACKSON

Guard

6-6 • 210 • Freshman-HS

Pearland, Texas (Shadow Creek HS)

Integrated Studies

📷 thebjackk_ X Brycejack10

CAREER HIGHS

Points

None

Field Goals Made

None

Field Goal Attempts

None

3-Point Field Goals Made

None

3-Point Field Goal Attempts

None

Free Throws Made

None

Free Throw Attempts

None

Rebounds

None

Offensive Rebounds

None

Defensive Rebounds

None

Assists

None

Steals

None

Blocked Shots

None

Minutes Played

None

FRESHMAN (2025-26)

Has not competed.

2025-26 GAME-by-GAME STATISTICS (0-0 • 0-0 Big 12)

Date	Opponent	GS	Min	FG-A	3FG-FGA	FT-FTA	OR-DR	Tot	PF	A	TO	Blk	Stl	Pts
11/3/25	LEHIGH	DNP – Coach's Decision												
11/8/25	TOWSON	DNP – Coach's Decision												
11/12/25	OAKLAND	DNP – Coach's Decision												
11/16/25	vs. #22/25 Auburn	DNP – Coach's Decision												
11/20/25	RIDER	DNP – Coach's Decision												
11/24/25	vs. Syracuse	DNP – Coach's Decision												
11/25/25	vs. #17/16 Tennessee	DNP – Coach's Decision												
11/26/25	vs. Notre Dame	DNP – Coach's Decision												
12/6/25	vs. Florida State	DNP – Coach's Decision												
12/10/25	JACKSON STATE	DNP – Coach's Decision												
12/13/25	NEW ORLEANS	DNP – Coach's Decision												
12/20/25	vs. #14/14 Arkansas	DNP – Coach's Decision												
12/29/25	MIDDLE TENNESSEE	DNP – Coach's Decision												
1/3/26	* at Cincinnati	DNP – Coach's Decision												
1/6/26	* #14/14 TEXAS TECH	DNP – Coach's Decision												
1/10/26	* at Baylor	DNP – Coach's Decision												
1/13/26	* WEST VIRGINIA	DNP – Coach's Decision												
1/18/26	* ARIZONA STATE	DNP – Coach's Decision												
1/24/26	* at #12/12 Texas Tech	DNP – Coach's Decision												
1/28/26	* at TCU	DNP – Coach's Decision												
1/31/26	* CINCINNATI	DNP – Coach's Decision												
2/4/26	* rv/rv UCF	DNP – Coach's Decision												
2/7/26	* at #16/14 BYU	DNP – Injury												
2/10/26	* at Utah	DNP – Injury												
2/14/26	* KANSAS STATE	---	---	---	---	---	---	---	---	---	---	---	---	---
2/16/26	* at Iowa State	---	---	---	---	---	---	---	---	---	---	---	---	---
2/21/26	* ARIZONA	---	---	---	---	---	---	---	---	---	---	---	---	---
2/23/26	* at Kansas	---	---	---	---	---	---	---	---	---	---	---	---	---
2/28/26	* COLORADO	---	---	---	---	---	---	---	---	---	---	---	---	---
3/4/26	* BAYLOR	---	---	---	---	---	---	---	---	---	---	---	---	---
3/7/26	* at Oklahoma State	---	---	---	---	---	---	---	---	---	---	---	---	---

CAREER STATISTICS

Year	W-L	GP-GS	MP	FG-FGA	Pct	3P-A	Pct	FT-FTA	Pct	Off-Def	Reb – Avg	PF-DQ	Ast	TO	Blk	Stl	Pts – Avg
2025-26	0-0																
Totals	0-0	0-0	0	0-0	.000	0-0	.000	0-0	.000	0-0	0 – 00	0-0	0	0	0	0	0 – 0.0



#0 KORDEL JEFFERSON

Guard

6-3 • 195 • r-Sophomore-1L (RS '23-24)

Bogue Chitto, Miss.

James Martin HS [Arlington, Texas]

Integrated Studies

korrdel

CAREER HIGHS

Points

5, vs. (16) SIUE (3/20/25)

Field Goals Made

2, vs. Oakland (11/12/25)
2, vs. (16) SIUE (3/20/25)
2, vs. Jackson State (11/4/24)

Field Goal Attempts

6, vs. (16) SIUE (3/20/25)

3-Point Field Goals Made

1, vs. (16) SIUE (3/20/25)
1, vs. BYU (1/4/25)

3-Point Field Goal Attempts

3, vs. (16) SIUE (3/20/25)
3, vs. BYU (1/4/25)

Free Throws Made

None

Free Throw Attempts

None

Rebounds

2, vs. Jackson State (11/4/24)

Offensive Rebounds

None

Defensive Rebounds

2, vs. Jackson State (11/4/24)

Assists

1, vs. Lehigh (11/3/25)

Steals

1, vs. Utah (1/22/25)

Blocked Shots

1, vs. (16) SIUE (3/20/25)
1, vs. Hofstra (11/22/24)

Minutes Played

8:38, vs. (16) SIUE (3/20/25)

REDSHIRT SOPHOMORE (2025-26)

Made his season debut against Lehigh in season opener in Fertitta Center... Posted a rebound and assist against the Mountain Hawks (11/3)... Scored four points with one rebound in home win over Oakland (11/12).

2025-26 GAME-by-GAME STATISTICS (2-0 • 0-0 Big 12)

Date	Opponent	GS	Min	FG-A	3FG-FGA	FT-FTA	OR-DR	Tot	PF	A	TO	Blk	Stl	Pts
11/3/25	LEHIGH		5:46	0-0	0-0	0-0	0-1	1	1	1	0	0	0	0
11/8/25	TOWSON		DNP – Injury											
11/12/25	OAKLAND		4:50	2-5	0-2	0-0	0-1	1	1	0	0	0	0	4
11/16/25	vs. #22/25 Auburn		DNP – Injury											
11/20/25	RIDER		DNP – Injury											
11/24/25	vs. Syracuse		DNP – Coach's Decision											
11/25/25	vs. #17/16 Tennessee		DNP – Coach's Decision											
11/26/25	vs. Notre Dame		1:09	0-0	0-0	0-0	0-0	0	0	0	0	0	0	0
12/6/25	vs. Florida State		DNP – Injury											
12/10/25	JACKSON STATE		DNP – Injury											
12/13/25	NEW ORLEANS		DNP – Injury											
12/20/25	vs. #14/14 Arkansas		DNP – Injury											
12/29/25	MIDDLE TENNESSEE		DNP – Injury											
1/3/26	* at Cincinnati		DNP – Injury											
1/6/26	* #14/14 TEXAS TECH		DNP – Injury											
1/10/26	* at Baylor		DNP – Injury											
1/13/26	* WEST VIRGINIA		DNP – Injury											
1/18/26	* ARIZONA STATE		DNP – Injury											
1/24/26	* at #12/12 Texas Tech		DNP – Injury											
1/28/26	* at TCU		DNP – Injury											
1/31/26	* CINCINNATI		DNP – Injury											
2/4/26	* rv/rv UCF		DNP – Injury											
2/7/26	* at #16/14 BYU		DNP – Injury											
2/10/26	* at Utah		DNP – Injury											
2/14/26	* KANSAS STATE		--	--	--	--	--	--	--	--	--	--	--	--
2/16/26	* at Iowa State		--	--	--	--	--	--	--	--	--	--	--	--
2/21/26	* ARIZONA		--	--	--	--	--	--	--	--	--	--	--	--
2/23/26	* at Kansas		--	--	--	--	--	--	--	--	--	--	--	--
2/28/26	* COLORADO		--	--	--	--	--	--	--	--	--	--	--	--
3/4/26	* BAYLOR		--	--	--	--	--	--	--	--	--	--	--	--
3/7/26	* at Oklahoma State		--	--	--	--	--	--	--	--	--	--	--	--

CAREER STATISTICS

Year	W-L	GP-GS	MP	FG-FGA	Pct	3P-A	Pct	FT-FTA	Pct	Off-Def	Reb – Avg	PF-DQ	Ast	TO	Blk	Stl	Pts – Avg
2023-24	0-0																
2024-25	16-0	16-0	59	7-21	.333	2-13	.154	0-1	.000	0-3	3 – 0.2	9-0	0	3	2	1	16 – 1.0
2025-26	3-0	3-0	12	2-5	.400	0-2	.000	0-0	.000	0-2	2 – 0.7	3-0	1	1	0	0	4 – 1.3
Totals	19-0	19-0	71	9-26	.346	2-15	.133	0-1	.000	0-5	5 – 0.3	12-0	1	4	2	1	20 – 1.1

JEFFERSON's 2024-25 GAME-BY-GAME (16-0 • 5-0 Big 12)

Opponent	Date	GS	Min	FG-A	3FG-A	FT-A	Off-Def	Tot	PF	A	TO	Blk	Stl	Pts
JACKSON STATE	11/4/24	*	25:27	2-4	1-1	0-0	3-4	7	2	1	1	3	1	5
vs. #11/11 Auburn	11/9/24		31:07	2-4	0-1	6-8	4-3	7	4	0	0	2	2	10
LOUISIANA	11/13/24		17:13	1-3	0-0	0-4	4-1	5	3	0	1	1	1	2
rv/- HOFSTRA	11/22/24		16:48	6-6	2-2	3-5	3-1	4	1	4	0	1	0	17
vs. #9/9 Alabama	11/26/24		30:58	1-5	0-2	0-1	2-6	8	4	2	2	8	1	2
vs. Notre Dame	11/27/24		10:54	3-5	0-0	0-2	0-3	3	4	1	1	0	1	6
vs. San Diego State	11/30/24		27:50	1-6	0-0	0-0	5-4	9	2	3	2	0	0	2
vs. #11/11 Auburn	11/9/24		31:07	2-4	0-1	6-8	4-3	7	4	0	0	2	2	10
TROY	12/10/24	*	14:08	1-3	0-0	0-0	4-2	6	4	0	0	3	0	2
TOLEDO	12/18/24	*	16:10	5-6	0-0	3-3	2-1	3	3	1	2	3	2	13
TEXAS A&M-CORPUS CHRISTI	12/21/24	*	23:19	2-5	0-1	1-2	3-4	7	2	0	1	4	2	5
* at Oklahoma State	12/30/24	*	19:19	2-6	0-0	0-0	1-1	2	5	2	1	3	0	4
* BYU	1/4/25	*	18:27	1-1	0-0	3-4	3-2	5	5	0	3	2	0	5
* TCU	1/6/25	*	23:32	1-3	0-0	1-2	4-2	6	2	2	2	3	1	3
* at Kansas State	1/11/25	*	25:31	5-9	0-1	3-6	5-5	10	3	2	1	2	0	13
* rv/#25 WEST VIRGINIA	1/15/25	*	19:56	0-1	0-0	0-0	4-1	5	4	0	0	2	2	0
* at UCF	1/18/25	*	12:23	1-2	0-0	0-0	0-2	2	3	0	1	1	0	2
* UTAH	1/21/25	*	13:20	2-3	0-0	0-0	0-2	2	5	0	0	2	4	4
* at #12/11 Kansas	1/25/25	*	35:37	4-4	0-0	1-2	2-5	7	2	0	1	5	0	9
* at rv/rv West Virginia	1/29/25	*	27:34	5-9	0-1	2-2	3-4	7	4	0	1	1	0	12
* #22/19 TEXAS TECH	2/1/25	*	24:18	2-5	0-0	1-4	5-3	8	4	1	0	1	1	5
* OKLAHOMA STATE	2/4/25	*	24:58	2-6	0-0	3-4	4-5	9	3	3	3	2	1	7
* at Colorado	2/8/25	*	28:24	0-2	0-0	0-0	6-4	10	3	0	0	0	0	0
* rv/rv BAYLOR	2/10/25	*	27:23	3-4	0-0	0-0	5-3	8	1	1	0	1	0	6
* at #13/13 Arizona	2/15/25	*	21:38	4-7	0-0	0-0	1-4	5	4	0	0	1	1	8
* at Arizona State	2/18/25	*	7:41	2-3	0-0	0-0	0-1	1	5	0	2	1	0	4
* #8/8 IOWA STATE	2/22/25	*	19:45	1-3	0-0	0-0	1-1	2	4	0	2	1	2	2
* at #10/10 Texas Tech	2/24/25	*	20:47	4-5	0-0	0-1	0-3	3	5	2	1	1	1	8
* CINCINNATI	3/1/25	*	18:54	2-2	0-0	2-3	1-4	5	1	3	0	2	1	6
* KANSAS	3/3/25		27:16	2-5	0-1	1-2	3-4	7	1	0	2	2	2	5
* at Baylor	3/8/25	*	28:25	1-3	0-0	0-0	1-3	4	2	1	0	2	1	2
vs. (16) Colorado	3/13/25	*	28:19	4-6	0-0	2-4	4-5	9	2	1	0	3	1	10
vs. #17/18 (4) BYU	3/14/25	*	24:04	1-4	0-1	1-2	1-4	5	3	0	1	2	3	3
vs. rv/#24 (3) Arizona	3/15/25	*	17:44	1-1	0-0	0-0	1-5	6	5	0	2	3	1	2
vs. (16) SIUE	3/20/25	*	16:57	0-2	0-0	0-0	2-3	5	1	1	0	1	2	1
vs. #24/23 (8) Gonzaga	3/22/25	*	5-9	0-0	0-0	0-0	6-5	11	1	1	1	2	0	10
vs. #22/22 (4) Purdue	3/28/25	*	15:14	1-2	0-0	1-2	1-2	3	4	1	0	0	1	3
vs. #6/6 (2) Tennessee	3/30/25	*	24:39	3-7	0-0	0-0	4-5	9	1	2	0	0	0	6
vs. #1/1 (1) Duke	3/28/25	*	25:14	2-4	0-0	0-0	5-3	8	3	2	1	4	1	4
vs. #3/3 (1) Florida	4/5/25	*	15:56	2-3	0-0	1-2	2-2	4	5	0	1	0	2	5

JEFFERSON's 2023-24 GAME-BY-GAME (0-0 • 0-0 Big 12)

Opponent	Date	GS	Min	FG-A	3FG-A	FT-A	Off-Def	Tot	PF	A	TO	Blk	Stl	Pts
Sat out as a redshirt and did not compete														



#8 CEDRIC LATH

Center

6-10 • 265 • r-Junior-2L (RS' 22-23)

Abidjan, Ivory Coast (Balboa School [San Diego])

Integrated Studies

ced_lath X AguyCedric

CAREER HIGHS

Points

4, vs. New Orleans (12/13/25)
4, vs. Jackson State (11/4/24)

Field Goals Made

2, vs. New Orleans (12/13/25)
2, vs. Jackson State (11/4/24)

Field Goal Attempts

3, vs. Hofstra (11/22/24)
3, vs. Louisiana (11/13/24)
3, vs. Jackson State (11/4/24)

3-Point Field Goals Made

None

3-Point Field Goal Attempts

None

Free Throws Made

1, done four times; Most recently
vs. (16) SIUE (3/20/25)

Free Throw Attempts

4, vs. Utah (1/22/25)

Rebounds

6, vs. #7/8 (2) Iowa State (3/16/24)

Offensive Rebounds

4, vs. Utah (1/22/25)

Defensive Rebounds

3, vs. #7/8 (2) Iowa State (3/16/24)

Assists

1, vs. Jackson State (12/10/25)
1, vs. Louisiana (11/13/24)

Steals

1, vs. Jackson State (11/4/24)
1, vs. #14/15 Kansas (3/9/24)

Blocked Shots

3, vs. (16) Longwood (3/24/24)

Minutes Played

21:01, vs. #7/8 (2) Iowa State (3/16/24)

REDSHIRT JUNIOR (2025-26)

Made his season debut in home win over Towson in Fertitta Center... Played five minutes against the Tigers (11/8)... Grabbed four rebounds, including three offensive boards, and scored two points with an assist in home win over Jackson State (12/10)... Snared two offensive rebounds and scored four points with a blocked shot in home win over New Orleans (12/13).

2025-26 GAME-BY-GAME STATISTICS (14-0 • 6-0 Big 12)

Date	Opponent	GS	Min	FG-A	3FG-FGA	FT-FTA	OR-DR	Tot	PF	A	TO	Blk	Stl	Pts
11/3/25	LEHIGH	DNP – Coach's Decision												
11/8/25	TOWSON	5:53	0-0	0-0	0-0	0-0	0-0	0	1	0	0	0	0	0
11/12/25	OAKLAND	3:36	0-0	0-0	0-0	0-0	1-0	1	1	0	0	0	0	0
11/16/25	vs. #22/25 Auburn	DNP – Coach's Decision												
11/20/25	RIDER	4:33	0-0	0-0	0-0	0-0	0-0	0	0	0	0	0	0	0
11/24/25	vs. Syracuse	DNP – Coach's Decision												
11/25/25	vs. #17/16 Tennessee	DNP – Coach's Decision												
11/26/25	vs. Notre Dame	8:16	0-0	0-0	0-0	0-0	0-0	0	0	0	0	0	0	0
12/6/25	vs. Florida State	DNP – Coach's Decision												
12/10/25	JACKSON STATE	5:43	1-1	0-0	0-0	0-0	3-1	4	1	1	0	0	0	2
12/13/25	NEW ORLEANS	17:24	2-2	0-0	0-0	0-0	2-0	2	3	0	0	1	0	4
12/20/25	vs. #14/14 Arkansas	9:15	0-0	0-0	0-0	0-0	1-1	2	4	0	1	1	0	0
12/29/25	MIDDLE TENNESSEE	0:36	0-0	0-0	0-0	0-0	0-0	0	0	0	0	0	0	0
1/3/26	* at Cincinnati	DNP – Coach's Decision												
1/6/26	* #14/14 TEXAS TECH	DNP – Coach's Decision												
1/10/26	* at Baylor	1:19	0-0	0-0	0-0	0-0	0-0	0	0	0	0	0	0	0
1/13/26	* WEST VIRGINIA	0:57	0-0	0-0	0-0	0-0	0-0	0	0	0	0	0	0	0
1/18/26	* ARIZONA STATE	0:43	0-0	0-0	0-0	0-0	0-0	0	0	0	0	0	0	0
1/24/26	* at #12/12 Texas Tech	DNP – Coach's Decision												
1/28/26	* at TCU	DNP – Coach's Decision												
1/31/26	* CINCINNATI	1:29	0-0	0-0	0-0	0-0	0-0	0	0	0	0	0	0	0
2/4/26	* rv/rv UCF	1:58	0-0	0-0	0-0	0-0	0-0	0	2	0	0	0	0	0
2/7/26	* at #16/14 BYU	DNP – Coach's Decision												
2/10/26	* at Utah	1:43	1-1	0-0	0-0	0-0	0-0	0	0	0	0	0	0	2
2/14/26	* KANSAS STATE	---	---	---	---	---	---	---	---	---	---	---	---	---
2/16/26	* at Iowa State	---	---	---	---	---	---	---	---	---	---	---	---	---
2/21/26	* ARIZONA	---	---	---	---	---	---	---	---	---	---	---	---	---
2/23/26	* at Kansas	---	---	---	---	---	---	---	---	---	---	---	---	---
2/28/26	* COLORADO	---	---	---	---	---	---	---	---	---	---	---	---	---
3/4/26	* BAYLOR	---	---	---	---	---	---	---	---	---	---	---	---	---
3/7/26	* at Oklahoma State	---	---	---	---	---	---	---	---	---	---	---	---	---

CAREER STATISTICS

Year	W-L	GP-GS	MP	FG-FGA	Pct	3P-A	Pct	FT-FTA	Pct	Off-Def	Reb – Avg	PF-DQ	Ast	TO	Blk	Stl	Pts – Avg
2022-23	0-0									Redshirt							
2023-24	23-2	25-0	139	2-7	.286	0-0	.000	1-5	.200	13-7	20 – 0.8	22-0	0	5	8	1	5 – 0.2
2024-25	19-1	20-0	112	5-11	.455	0-0	.000	3-11	.273	19-6	25 – 1.3	20-0	1	3	6	1	13 – 0.7
2025-26	14-0	14-0	63	4-4	1.000	0-0	.000	0-0	.000	7-2	9 – 0.6	12-0	1	1	2	0	8 – 0.6
Totals	56-3	59-0	315	11-22	.500	0-0	.000	4-16	.250	39-15	54 – 0.9	54-0	2	9	16	2	26 – 0.4

LATH's 2024-25 GAME-BY-GAME (19-1 • 8-0 Big 12)

Opponent	GS	Min	FG-A	3FG-A	FT-A	O-D-T	PF	A	TO	Blk	Stl	Pts
JACKSON STATE	16:12	2-3	0-0	0-0	3-0-3	2	0	0	0	0	0	4
vs. #11/11 Auburn	DNP – Coach's Decision											
LOUISIANA	10:10	1-3	0-0	0-0	3-2-5	1	1	0	0	0	0	2
rv/- HOFSTRA	8:27	1-3	0-0	0-0	0-0-0	0	0	0	1	0	0	2
vs. #9/9 Alabama	DNP – Coach's Decision											
vs. Notre Dame	2:47	0-0	0-0	0-0	0-0-0	1	0	0	0	0	0	0
vs. San Diego State	0:01	0-0	0-0	0-0	0-0-0	0	0	0	0	0	0	0
BUTLER	1:43	0-0	0-0	0-0	0-0-0	0	0	0	0	0	0	0
TROY	2:20	0-0	0-0	0-0	0-0-0	0	0	0	0	0	0	0
TOLEDO	9:10	1-1	0-0	0-2	3-0-3	4	0	0	0	0	0	2
TEXAS A&M-CORPUS CHRISTI	12:12	0-0	0-0	1-2	1-1-2	1	0	0	0	0	0	1
* at Oklahoma State	1:16	0-0	0-0	0-0	0-0-0	1	0	0	0	0	0	0
* BYU	4:12	0-0	0-0	0-0	0-0-0	2	0	0	1	0	0	0
* TCU	1:32	0-0	0-0	0-0	0-0-0	0	0	0	0	0	0	0
* at Kansas State	3:16	0-0	0-0	0-0	1-1-2	1	0	0	0	0	0	0
* rv/#25 WEST VIRGINIA	DNP – Coach's Decision											
* at UCF	DNP – Coach's Decision											
* UTAH	13:45	0-0	0-0	1-4	4-1-5	2	0	1	2	0	0	1
* at #12/11 Kansas	DNP – Coach's Decision											
* at rv/rv West Virginia	DNP – Coach's Decision											
* #22/19 TEXAS TECH	DNP – Coach's Decision											
* OKLAHOMA STATE	8:06	0-0	0-0	0-0	1-0-1	2	0	0	0	0	0	0
* at Colorado	4:52	0-0	0-0	0-0	0-1-1	0	0	0	0	0	0	0
* rv/rv BAYLOR	DNP – Coach's Decision											
* at #13/13 Arizona	DNP – Coach's Decision											
* at Arizona State	2:30	0-0	0-0	0-0	0-0-0	1	0	0	0	0	0	0
* #8/8 IOWA STATE	DNP – Coach's Decision											
* at #10/10 Texas Tech	DNP – Coach's Decision											
* CINCINNATI	DNP – Coach's Decision											
* KANSAS	DNP – Coach's Decision											
* at Baylor	DNP – Coach's Decision											
vs. (16) Colorado	DNP – Coach's Decision											
vs. #17/18 (4) BYU	1:37	0-0	0-0	0-0	0-0-0	1	0	1	0	0	0	0
vs. rv/#24 (3) Arizona	DNP – Coach's Decision											
vs. (16) SIUE	7:52	0-1	0-0	1-2	3-0-3	1	1	0	0	1	0	0
vs. #24/23 (8) Gonzaga	DNP – Coach's Decision											
vs. #22/22 (4) Purdue	DNP – Coach's Decision											
vs. #2/2 (6) Tennessee	0:07	0-0	0-0	0-0	0-0-0	0	0	0	0	0	0	0
vs. #1/1 (1) Duke	DNP – Coach's Decision											
vs. #3/3 (1) Florida	DNP – Coach's Decision											

LATH's 2023-24 GAME-BY-GAME (23-2 • 9-0 Big 12)

Opponent	GS	Min	FG-A	3FG-A	FT-A	O-D-T	PF	A	TO	Blk	Stl	Pts
ULM	2:58	0-0	0-0	0-0	0-0-0	1	0	0	0	0	0	0
TEXAS A&M-CORPUS CHRISTI	2:47	0-1	0-0	0-0	1-0-1	0	0	1	0	0	0	0
STETSON	2:19	0-0	0-0	0-0	0-0-0	0	0	0	0	0	0	0
vs. Towson	1:37	0-0	0-0	0-0	0-0-0	0	0	0	0	0	0	0
vs. Utah	DNP – Coach's Decision											
vs. Dayton	1:38	0-0	0-0	0-0	0-0-0	0	0	0	0	0	0	0
MONTANA	2:47	0-0	0-0	0-0	1-0-1	0	0	0	0	0	0	0
at Xavier	DNP – Coach's Decision											
RICE	4:43	0-1	0-0	0-0	2-0-2	4	0	1	0	0	0	0
JACKSON STATE	3:08	0-1	0-0	0-0	0-0-0	1	0	0	0	0	0	0
vs. rv/rv Texas A&M	DNP – Coach's Decision											
TEXAS STATE	2:52	0-0	0-0	0-0	0-0-0	0	0	0	1	0	0	0
PENN	3:52	0-0	0-0	1-2	1-0-1	0	0	0	0	0	0	1
* WEST VIRGINIA	2:34	0-0	0-0	0-0	0-0-0	1	0	0	0	0	0	0
* at rv/rv Iowa State	DNP – Coach's Decision											
* at rv/rv TCU	DNP – Coach's Decision											
* #25/25 TEXAS TECH	1:16	1-1	0-0	0-0	1-0-1	0	0	0	0	0	0	0
* UCF	2:41	0-0	0-0	0-0	0-0-0	1	0	0	0	0	0	0
* at #21/19 BYU	DNP – Coach's Decision											
* rv/rv KANSAS STATE	2:28	0-0	0-0	0-0	0-0-0	1	0	0	0	0	0	0
* at rv/rv Texas	DNP – Coach's Decision											
* at #8/9 Kansas	DNP – Coach's Decision											
* OKLAHOMA STATE	4:21	0-0	0-0	0-0	1-0-1	1	0	1	0	0	0	0
* at Cincinnati	DNP – Coach's Decision											
* rv/- TEXAS	1:34	0-0	0-0	0-0	0-0-0	0	0	0	0	0	0	0
* #6/6 IOWA STATE	DNP – Coach's Decision											
* at #11/11 Baylor	DNP – Coach's Decision											
* CINCINNATI	DNP – Coach's Decision											
* at rv/rv Oklahoma	10:14	0-0	0-0	0-0	0-2-2	0	0	0	1	0	0	0
* at UCF	4:02	0-0	0-0	0-0	0-0-0	0	0	0	0	0	0	0
* #14/15 KANSAS	17:57	0-0	0-0	0-0	1-0-1	3	0	1	1	1	1	0
vs. (8) TCU	8:56	0-1	0-0	0-0	1-1-2	2	0	0	1	0	0	0
vs. #25/23 (4) Texas Tech	7:26	1-1	0-0	0-1	0-0-0	3	0	0	1	0	2	0
vs. #7/8 (2) Iowa State	21:01	0-1	0-0	0-0	3-3-6	0	0	0	0	0	0	0
vs. (16) Longwood	16:02	0-0	0-0	0-2	1-0-1	0	0	1	3	0	0	0
vs. (9) Texas A&M	8:07	0-0	0-0	0-0	0-1-1	1	0	0	0	0	0	0
vs. #13/14 (4) Duke	1:56	0-0	0-0	0-0	0-0-2	0	0	0	0	0	0	0

LATH's 2022-23 GAME-BY-GAME (0-0 • 0-0 Big 12)

Opponent	GS	Min	FG-A	3FG-A	FT-A	O-D-T	PF	A	TO	Blk	Stl	Pts
Sat out as a redshirt and did not compete in any games												



#24 CHASE McCARTY

Forward

6-5 • 215 • r-Freshman-RS (RS '24-25)

Madison, Ala. (IMG Academy [Fla.])

Undeclared Major

chase_mccarty Chasemccarty21

CAREER HIGHS

Points

15, vs. New Orleans (12/13/25)

Field Goals Made

4, vs. New Orleans (12/13/25)

Field Goal Attempts

9, vs. Rider (11/20/25)

3-Point Field Goals Made

3, vs. New Orleans (12/13/25)

3-Point Field Goal Attempts

6, vs. Rider (11/20/25)

Free Throws Made

4, vs. New Orleans (12/13/25)

Free Throw Attempts

5, vs. New Orleans (12/13/25)

Rebounds

7, vs. Jackson State (12/10/25)

Offensive Rebounds

5, at Baylor (1/10/26)

Defensive Rebounds

4, vs. Lehigh (11/3/25)

Assists

1, done five times; Most recently at Baylor (1/10/26)

Steals

2, vs. Rider (11/20/25)

Blocked Shots

1, done six times; Most recently at Utah (2/10/26)

Minutes Played

26:12, vs. Rider (11/20/25)

REDSHIRT FRESHMAN (2025-26)

Made his collegiate debut against Lehigh in season opener in Fertitta Center... Recorded four points with four rebounds in win over Mountain Hawks (11/3)... Drained two 3-pointers, including a buzzer beater before halftime, with six rebounds, including a game-high four offensive boards, and two steals in home win over Rider (11/20)... Led Houston with seven rebounds, including four offensive boards, and scored three points in home win over Jackson State (12/10)... Tied for team lead with 15 points

on 4-of-5 shooting from the field, including 3-of-4 from the arc in home win over New Orleans... Also grabbed five rebounds, including two offensive boards, with an assist and blocked shots in win over Privateers (12/13)... Grabbed six rebounds, including five offensive boards, in road win at Baylor (1/10).

2025-26 GAME-by-GAME STATISTICS (20-2 • 8-1 Big 12)

Date	Opponent	GS	Min	FG-A	3FG-FGA	FT-FTA	OR-DR	Tot	PF	A	TO	Blk	Stl	Pts
11/3/25	LEHIGH		10:44	1-3	0-2	2-2	0-4	4	0	0	0	0	1	4
11/8/25	TOWSON		15:26	1-3	1-3	0-0	1-0	1	1	1	0	1	1	3
11/12/25	OAKLAND		11:40	0-4	0-3	0-0	1-1	2	2	0	1	0	1	0
11/16/25	vs. #22/25 Auburn		7:49	0-4	0-4	0-0	0-1	1	3	0	0	0	0	0
11/20/25	RIDER		26:12	3-9	2-6	0-0	4-2	6	2	1	1	1	2	8
11/24/25	vs. Syracuse		7:44	1-2	1-2	0-0	0-0	0	2	0	0	0	0	3
11/25/25	vs. #17/16 Tennessee		8:37	2-3	2-3	0-0	0-0	0	0	0	0	0	0	6
11/26/25	vs. Notre Dame		3:32	0-2	0-2	0-0	0-1	1	0	0	0	0	0	0
12/6/25	vs. Florida State		14:32	0-2	0-2	0-0	1-2	3	1	1	0	0	0	0
12/10/25	JACKSON STATE		17:54	1-6	0-4	1-2	4-3	7	1	0	0	0	1	3
12/13/25	NEW ORLEANS		14:15	4-5	3-4	4-5	2-3	5	3	1	1	1	0	15
12/20/25	vs. #14/14 Arkansas		5:48	1-1	1-1	0-0	0-0	0	0	0	1	0	0	3
12/29/25	MIDDLE TENNESSEE		4:29	0-1	0-1	0-0	0-1	1	1	0	0	0	0	0
1/3/26	* at Cincinnati		3:53	1-1	1-1	0-0	0-0	0	2	0	0	0	0	3
1/6/26	* #14/14 TEXAS TECH		9:13	0-0	0-0	0-0	0-2	2	2	0	0	1	1	0
1/10/26	* at Baylor		13:42	0-5	0-5	0-0	5-1	6	1	1	0	0	0	0
1/13/26	* WEST VIRGINIA		10:56	1-4	1-4	2-2	0-1	1	1	0	0	1	1	5
1/18/26	* ARIZONA STATE		11:31	1-2	1-2	2-2	1-1	2	4	0	1	0	0	5
1/24/26	* at #12/12 Texas Tech		8:13	2-3	2-3	0-0	0-0	0	2	0	0	0	0	6
1/28/26	* at TCU		1:29	1-1	1-1	0-0	0-1	1	0	0	0	0	0	0
1/31/26	* CINCINNATI		DNP	Injury										
2/4/26	* rv/rv UCF		1:53	0-1	0-1	0-0	0-0	0	0	0	0	0	0	0
2/7/26	* at #16/14 BYU		DNP	Coach's Decision										
2/10/26	* at Utah		10:19	1-2	0-1	0-0	1-1	2	1	0	0	1	0	2
2/14/26	* KANSAS STATE		---	---	---	---	---	---	---	---	---	---	---	---
2/16/26	* at Iowa State		---	---	---	---	---	---	---	---	---	---	---	---
2/21/26	* ARIZONA		---	---	---	---	---	---	---	---	---	---	---	---
2/23/26	* at Kansas		---	---	---	---	---	---	---	---	---	---	---	---
2/28/26	* COLORADO		---	---	---	---	---	---	---	---	---	---	---	---
3/4/26	* BAYLOR		---	---	---	---	---	---	---	---	---	---	---	---
3/7/26	* at Oklahoma State		---	---	---	---	---	---	---	---	---	---	---	---

CAREER STATISTICS

Year	W-L	GP-GS	MP	FG-FGA	Pct	3P-A	Pct	FT-FTA	Pct	Off-Def	Reb - Avg	PF-DQ	Ast	TO	Blk	Stl	Pts - Avg
2024-25	0-0									Redshirt							
2025-26	20-2	22-0	222	21-64	.328	16-55	.291	11-13	.846	21-25	46 - 2.1	29-0	5	5	6	8	69 - 3.1
Totals	20-2	22-0	222	21-64	.328	16-55	.291	11-13	.846	21-25	46 - 2.1	29-0	5	5	6	8	69 - 3.1



#13 JACOB McFARLAND

Center

6-11 • 225 • r-Sophomore-SQ (RS' 23-24)

Moreno Valley, Calif. (Rancho Verde HS)

Integrated Studies

📷 X jacobmcfar1and

CAREER HIGHS

Points

None

Field Goals Made

None

Field Goal Attempts

1, vs. New Orleans (12/13/25)

3-Point Field Goals Made

None

3-Point Field Goal Attempts

None

Free Throws Made

None

Free Throw Attempts

1, vs. Jackson State (12/10/25)

Rebounds

2, vs. Jackson State (12/10/25)

Offensive Rebounds

1, vs. Jackson State (12/10/25)

Defensive Rebounds

1, vs. New Orleans (12/13/25)

1, vs. Jackson State (12/10/25)

Assists

None

Steals

1, vs. Jackson State (12/10/25)

Blocked Shots

None

Minutes Played

4:26, vs. Jackson State (12/10/25)

REDSHIRT SOPHOMORE (2025-26)

Made his collegiate debut vs. Jackson State inside Fertitta Center...

Grabbed two rebounds, including one offensive, and added a steal against the Tigers (12/10).

2025-26 GAME-by-GAME STATISTICS (2-0 • 0-0 Big 12)

Date	Opponent	GS	Min	FG-A	3FG-FGA	FT-FTA	OR-DR	Tot	PF	A	TO	Blk	Stl	Pts
11/3/25	LEHIGH	DNP – Injury												
11/8/25	TOWSON	DNP – Injury												
11/12/25	OAKLAND	DNP – Injury												
11/16/25	vs. #22/25 Auburn	DNP – Injury												
11/20/25	RIDER	DNP – Injury												
11/24/25	vs. Syracuse	DNP – Injury												
11/25/25	vs. #17/16 Tennessee	DNP – Injury												
11/26/25	vs. Notre Dame	DNP – Injury												
12/6/25	vs. Florida State	DNP – Injury												
12/10/25	JACKSON STATE	4:26	0-0	0-0	0-1	1-1	2	1	0	0	0	0	1	0
12/13/25	NEW ORLEANS	3:34	0-1	0-0	0-0	0-1	1	0	0	0	0	0	0	0
12/20/25	vs. #14/14 Arkansas	DNP – Coach's Decision												
12/29/25	MIDDLE TENNESSEE	DNP – Coach's Decision												
1/3/26	* at Cincinnati	DNP – Coach's Decision												
1/6/26	* #14/14 TEXAS TECH	DNP – Coach's Decision												
1/10/26	* at Baylor	DNP – Coach's Decision												
1/13/26	* WEST VIRGINIA	DNP – Coach's Decision												
1/18/26	* ARIZONA STATE	DNP – Coach's Decision												
1/24/26	* at #12/12 Texas Tech	DNP – Coach's Decision												
1/28/26	* at TCU	DNP – Coach's Decision												
1/31/26	* CINCINNATI	DNP – Coach's Decision												
2/4/26	* rv/rv UCF	DNP – Coach's Decision												
2/7/26	* at #16/14 BYU	DNP – Coach's Decision												
2/10/26	* at Utah	DNP – Coach's Decision												
2/14/26	* KANSAS STATE	--	--	--	--	--	--	--	--	--	--	--	--	--
2/16/26	* at Iowa State	--	--	--	--	--	--	--	--	--	--	--	--	--
2/21/26	* ARIZONA	--	--	--	--	--	--	--	--	--	--	--	--	--
2/23/26	* at Kansas	--	--	--	--	--	--	--	--	--	--	--	--	--
2/28/26	* COLORADO	--	--	--	--	--	--	--	--	--	--	--	--	--
3/4/26	* BAYLOR	--	--	--	--	--	--	--	--	--	--	--	--	--
3/7/26	* at Oklahoma State	--	--	--	--	--	--	--	--	--	--	--	--	--

CAREER STATISTICS

Year	W-L	GP-GS	MP	FG-FGA	Pct	3P-A	Pct	FT-FTA	Pct	Off-Def	Reb – Avg	PF-DQ	Ast	TO	Blk	Stl	Pts – Avg
2023-24	0-0																
2024-25	0-0																
2025-26	2-0	2-0	8	0-1	.000	0-0	.000	0-1	.000	1-2	3 – 1.5	1-0	0	0	0	1	0 – 0.0
Totals	2-0	2-0	8	0-1	.000	0-0	.000	0-1	.000	1-2	3 – 1.5	1-0	0	0	0	1	0 – 0.0



#25 MERCY MILLER

Guard

6-4 • 200 • Sophomore-1L

Los Angeles, Calif. (Notre Dame HS)

Integrated Studies

mercymiller
 mercymiller25

CAREER HIGHS

Points

15, vs. New Orleans (12/13/25)

Field Goals Made

6, vs. Rider (11/20/25)

Field Goal Attempts

10, vs. Rider (11/20/25)

3-Point Field Goals Made

1, done 14 times; Most recently vs. rv/rv UCF (2/4/26)

3-Point Field Goal Attempts

5, vs. Texas A&M-Corpus Christi (12/21/24)

Free Throws Made

7, vs. Utah (1/22/25)

Free Throw Attempts

8, vs. Utah (1/22/25)

Rebounds

9, vs. Hofstra (11/22/24)

Offensive Rebounds

2, done four times; Most recently vs. Jackson State (12/10/25)

Defensive Rebounds

8, vs. Hofstra (11/22/24)

Assists

2, done four times; Most recently vs. Middle Tennessee (12/29/25)

Steals

4, vs. Louisiana (11/13/24)

Blocked Shots

1, done eight times; Most recently at Utah (2/10/26)

Minutes Played

25:06, vs. Rider (11/20/25)

SOPHOMORE (2025-26)

Made his season debut against Lehigh in season opener in Fertitta Center... Posted a steal against the Mountain Hawks (11/3)... Finished with seven points, four rebounds and a steal in home win over Oakland (11/12)... Scored 14 points on 6-of-10 shooting and added three steals in home win over Rider (11/20)... Posted four points and grabbed four rebounds, including two offensive boards, in win over Notre Dame during final day of Players Era Championship inside MGM Grand Garden Arena in Las Vegas (11/26)... Scored nine points and added three rebounds, an assist, steal and block in home win over Jackson State (12/10)... Tied for team lead with 15 points on 5-of-5 shooting from the field and 4-of-4 from the free throw line in home win over New Orleans... Also grabbed a rebound with an assist and two steals against the Privateers (12/13)... Scored nine points on 5-of-7 shooting and grabbed three rebounds with an assist in home win over rv/rv UCF (2/4).

2025-26 GAME-by-GAME STATISTICS (22-1 • 10-0 Big 12)

Date	Opponent	GS	Min	FG-A	3FG-FGA	FT-FTA	OR-DR	Tot	PF	A	TO	Blk	Stl	Pts
11/3/25	LEHIGH		6:13	0-1	0-0	0-0	0-0	0	0	0	0	0	1	0
11/8/25	TOWSON		7:23	2-3	1-2	0-0	0-0	0	1	1	0	0	1	5
11/12/25	OAKLAND		18:49	3-8	1-4	0-0	2-2	4	1	0	0	0	1	7
11/16/25	vs. #22/25 Auburn		4:33	0-0	0-0	0-0	0-0	0	0	1	0	1	0	0
11/20/25	RIDER		25:06	6-10	0-1	2-2	1-1	2	1	1	0	0	3	14
11/24/25	vs. Syracuse		8:04	0-2	0-1	0-1	0-2	2	1	0	0	0	0	0
11/25/25	vs. #17/16 Tennessee		7:52	0-2	0-1	0-0	0-1	1	2	1	0	0	0	0
11/26/25	vs. Notre Dame		13:39	0-3	0-1	4-4	2-2	4	4	1	0	0	0	3
12/6/25	vs. Florida State		6:20	1-2	1-2	0-0	0-0	0	0	1	0	0	0	0
12/10/25	JACKSON STATE		14:20	4-9	1-3	0-0	2-1	3	1	1	1	1	1	9
12/13/25	NEW ORLEANS		20:52	5-5	1-1	4-4	0-1	1	2	1	2	0	2	15
12/20/25	vs. #14/14 Arkansas		3:06	0-1	0-1	0-0	0-0	0	1	0	0	0	0	0
12/29/25	MIDDLE TENNESSEE		13:17	4-6	1-2	0-1	1-1	2	0	2	0	1	0	9
1/3/26	* at Cincinnati		5:56	0-1	0-0	0-0	0-0	0	0	0	0	0	0	0
1/6/26	* #14/14 TEXAS TECH		0:37	0-0	0-0	0-0	0-0	0	1	0	0	0	0	0
1/10/26	* at Baylor		7:00	2-2	1-1	0-0	0-0	0	2	0	0	0	1	5
1/13/26	* WEST VIRGINIA		5:20	2-2	0-0	0-1	1-0	1	0	0	0	0	0	0
1/18/26	* ARIZONA STATE		6:49	2-3	0-1	0-0	1-0	1	0	0	0	0	0	4
1/24/26	* at #12/12 Texas Tech	DNP	—	—	—	—	—	—	—	—	—	—	—	—
1/28/26	* at TCU		0:54	0-0	0-0	0-0	0-0	0	0	0	0	0	0	0
1/31/26	* CINCINNATI		17:39	3-4	1-1	0-0	1-2	3	2	0	0	1	1	7
2/4/26	* rv/rv UCF		15:35	4-7	1-2	0-0	1-2	3	2	1	0	0	0	9
2/7/26	* at #16/14 BYU		4:23	0-1	0-0	0-0	1-1	2	0	0	0	0	0	0
2/10/26	* at Utah		14:33	2-5	0-1	2-4	1-0	1	3	0	0	1	1	6
2/14/26	* KANSAS STATE		---	---	---	---	---	---	---	---	---	---	---	---
2/16/26	* at Iowa State		---	---	---	---	---	---	---	---	---	---	---	---
2/21/26	* ARIZONA		---	---	---	---	---	---	---	---	---	---	---	---
2/23/26	* at Kansas		---	---	---	---	---	---	---	---	---	---	---	---
2/28/26	* COLORADO		---	---	---	---	---	---	---	---	---	---	---	---
3/4/26	* BAYLOR		---	---	---	---	---	---	---	---	---	---	---	---
3/7/26	* at Oklahoma State		---	---	---	---	---	---	---	---	---	---	---	---

CAREER STATISTICS

Year	W-L	GP-GS	MP	FG-FGA	Pct	3P-A	Pct	FT-FTA	Pct	Off-Def	Reb - Avg	PF-DQ	Ast	TO	Blk	Stl	Pts - Avg
2024-25	21-1	22-0	189	16-63	.254	5-28	.179	23-32	.719	10-32	42 - 1.9	19-0	8	8	3	7	60 - 2.7
2025-26	22-1	23-0	228	40-77	.519	9-25	.360	12-17	.706	15-16	31 - 1.3	24-0	11	3	5	12	101 - 4.4
Totals	43-2	45-0	418	56-140	.400	14-53	.264	35-49	.714	25-48	73 - 1.6	43-0	19	11	8	19	161 - 3.6

MILLER's 2024-25 GAME-BY-GAME (21-1 • 9-0 Big 12)

Opponent	Date	GS	Min	FG-A	3FG-A	FT-A	Off-Def	Tot	PF	A	TO	Blk	Stl	Pts
JACKSON STATE	11/4/24		14:03	3-6	1-2	0-0	1-1	2	0	1	1	0	1	7
vs. #11/11 Auburn	11/9/24	DNP – Coach's Decision												
LOUISIANA	11/13/24		21:00	4-9	1-4	3-4	0-0	0	3	2	1	0	4	12
rv/- HOFSTRA	11/22/24		22:45	2-8	0-3	0-2	1-8	9	2	2	0	0	0	4
vs. #9/9 Alabama	11/26/24		8:25	1-1	0-0	2-2	0-0	0	2	0	0	0	0	4
vs. Notre Dame	11/27/24	DNP – Coach's Decision												
vs. San Diego State	11/30/24	DNP – Coach's Decision												
BUTLER	12/7/24		5:20	2-4	0-0	0-0	1-2	3	0	0	0	0	0	4
TROY	12/10/24		6:13	1-2	1-2	0-0	0-2	2	1	0	1	0	0	3
TOLEDO	12/18/24		12:56	2-6	1-2	0-0	1-3	4	2	0	1	0	1	5
TEXAS&M-CORPUS CHRISTI	12/21/24		17:37	1-6	1-5	1-2	1-4	5	2	1	1	0	0	4
* at Oklahoma State	12/30/24		1:16	0-1	0-0	0-0	0-0	0	0	0	0	0	0	0
* BYU	1/4/25		10:42	0-2	0-1	2-2	1-1	2	2	1	1	1	0	2
* TCU	1/6/25		3:26	0-1	0-0	2-2	0-0	0	0	0	0	1	0	2
* at Kansas State	1/11/25		3:37	0-1	0-1	2-2	0-1	1	2	0	1	0	0	2
* rv/#25 WEST VIRGINIA	1/15/25	DNP – Coach's Decision												
* at UCF	1/18/25	DNP – Coach's Decision												
* UTAH	1/21/25		18:12	0-5	0-3	7-8	2-1	3	0	0	0	0	0	7
* at #12/11 Kansas	1/25/25	DNP – Coach's Decision												
* at rv/rv West Virginia	1/29/25	DNP – Coach's Decision												
* #22/19 TEXAS TECH	2/1/25	DNP – Coach's Decision												
* OKLAHOMA STATE	2/4/25		2:55	0-1	0-0	0-0	0-0	0	0	0	0	0	0	0
* at Colorado	2/8/25		5:02	0-1	0-1	0-0	0-0	0	0	0	0	0	0	0
* rv/rv BAYLOR	2/10/25		3:27	0-0	0-0	0-0	0-1	1	1	0	0	0	0	0
* at #13/13 Arizona	2/15/25	DNP – Coach's Decision												
* at Arizona State	2/18/25		2:30	0-1	0-0	0-0	0-0	0	0	0	0	0	0	0
* #8/8 IOWA STATE	2/22/25	DNP – Coach's Decision												
* at #10/10 Texas Tech	2/24/25	DNP – Coach's Decision												
* CINCINNATI	3/1/25	DNP – Coach's Decision												
* KANSAS	3/3/25	DNP – Coach's Decision												
* at Baylor	3/8/25	DNP – Coach's Decision												
vs. (16) Colorado	3/13/25		8:58	0-0	0-0	2-6	0-3	3	1	0	0	1	0	2
vs. #17/18 (4) BYU	3/14/25		4:58	0-2	0-1	0-0	1-1	2	1	0	0	0	0	0
vs. rv/#24 (3) Arizona	3/15/25		1:28	0-0	0-0	0-0	0-0	0	0	0	0	0	0	0
vs. (16) SIUE	3/20/25		14:29	0-6	0-3	2-2	1-4	5	0	1	0	1	1	2
vs. #24/23 (8) Gonzaga	3/22/25	DNP – Coach's Decision												
vs. #22/22 (4) Purdue	3/28/25	DNP – Coach's Decision												
vs. #2/2 (6) Tennessee	3/30/25		0:07	0-0	0-0	0-0	0-0	0	0	0	0	0	0	0
vs. #1/1 (1) Duke	4/5/25	DNP – Coach's Decision												
vs. #3/3 (1) Florida	4/7/25	DNP – Coach's Decision												



#14 KALIFA SAKHO

Center

6-11 • 230 • Graduate-TR

Rouen, France (Sam Houston/Utah State/
South Plains College/Auguste Renoir School)

'24 Sam Houston Graduate in Communication Studies

Post-baccalaureate work in
undergraduates studies in 25-26

lifka_skh X Kiz224

CAREER HIGHS

Points

22, at Lamar (11/17/24)
7, at #16/14 BYU (2/7/26)
7, vs. rv/rv UCF (2/4/26)

Field Goals Made

9, vs. Trinity (Texas) (11/21/24)
9, at Lamar (11/17/24)
3, vs. rv/rv UCF (2/4/26)
3, at Cincinnati (1/3/26)

Field Goal Attempts

12, at Lamar (11/17/24)
3, vs. rv/rv UCF (2/4/26)
3, at Baylor (1/10/26)
3, at Cincinnati (1/3/26)

3-Point Field Goals Made

None

3-Point Field Goal Attempts

None

Free Throws Made

4, vs. FIU (1/11/25)
4, vs. Texas Southern (12/7/24)
4, at Lamar (11/17/24)
3, at #16/14 BYU (2/7/26)
3, vs. Florida State (12/6/25)

Free Throw Attempts

7, at Kennesaw State (1/16/25)
7, vs. Texas Southern (12/7/24)
4, at #16/14 BYU (2/7/26)
4, vs. Florida State (12/6/25)

Rebounds

13, at New Mexico State (1/2/25)
7, vs. Syracuse (11/24/25)
7, vs. Rider (11/20/25)

Offensive Rebounds

7, at New Mexico State (1/2/25)
7, vs. rv/rv UCF (2/4/26)

Defensive Rebounds

6, at New Mexico State (1/2/25)
6, vs. Rider (11/20/25)

Assists

3, at Nevada (11/4/24)
1, vs. Arizona State (1/18/26)
1, vs. Rider (11/20/25)

Steals

3, at Tarleton State (11/9/24)
1, done five times; Most recently
vs. rv/rv UCF (2/4/26)

Blocked Shots

4, at Middle Tennessee (2/22/25)
2, at Utah (2/10/26)

Minutes Played

35:11, at UTEP (1/4/25)
16:42, vs. Rider (11/20/25)

Accomplished prior to Houston
2024-25 – Sam Houston
2023-24 – Utah State

SENIOR (2025-26)

Made his Houston debut against Lehigh in season opener in Fertitta Center... Finished with one point and one rebound against the Mountain Hawks (11/3)... Posted five rebound and added two points in home win over Oakland (11/12)... Grabbed five rebounds, including three offensive boards, and blocked Auburn's potential game-winning shot with just two seconds left in win over #22/25 Auburn during RxBenefits Battleground 2k25 inside Legacy Arena at The BJCC in Birmingham, Ala. (11/16)... Grabbed seven rebounds in home win over Rider (11/20)... Led all players with five offensive rebounds and grabbed seven total boards in win over Syracuse during first day of Players Era Championship inside MGM Grand Garden Arena in Las Vegas (11/24)... Returned to action from knee injury with six points on 3-of-3 shooting in road win at Cincinnati (1/3)... Scored seven points and grabbed seven rebounds with a steal in home win over rv/rv UCF (2/4)... Finished with seven rebounds and four rebounds, including two offensive boards, in road win at #16/14 BYU (2/7).

2025-26 GAME-by-GAME STATISTICS (19-2 • 10-1 Big 12)

Date	Opponent	GS	Min	FG-A	3FG-FGA	FT-FTA	OR-DR	Tot	PF	A	TO	Blk	Stl	Pts
11/3/25	LEHIGH		8:49	0-1	0-0	1-2	1-0	1	1	0	0	0	0	1
11/8/25	TOWSON		2:26	0-0	0-0	0-0	0-0	0	0	0	0	0	0	0
11/12/25	OAKLAND		14:54	1-1	0-0	0-0	1-4	5	1	0	0	0	0	2
11/16/25	vs. #22/25 Auburn		16:04	0-0	0-0	0-0	3-2	5	3	0	1	1	1	0
11/20/25	RIDER		16:42	0-0	0-0	0-0	1-6	7	3	1	1	0	0	0
11/24/25	vs. Syracuse		19:28	1-1	0-0	0-2	5-2	7	1	0	0	0	1	2
11/25/25	vs. #17/16 Tennessee		7:19	0-0	0-0	2-2	0-0	0	1	0	0	1	0	2
11/26/25	vs. Notre Dame		9:37	2-2	0-0	2-2	0-0	0	1	0	0	1	0	6
12/6/25	vs. Florida State		14:50	0-1	0-0	3-4	2-1	3	1	0	1	1	1	3
12/10/25	JACKSON STATE		11:59	0-0	0-0	0-0	1-0	1	2	0	0	1	0	0
12/13/25	NEW ORLEANS		DNP – Injury											
12/20/25	vs. #14/14 Arkansas		DNP – Injury											
12/29/25	MIDDLE TENNESSEE		DNP – Injury											
1/3/26	* at Cincinnati		12:21	3-3	0-0	0-0	0-1	1	0	0	0	0	0	6
1/6/26	* #14/14 TEXAS TECH		5:49	0-0	0-0	0-0	0-1	1	2	0	0	0	0	0
1/10/26	* at Baylor		14:28	2-3	0-0	0-0	2-3	5	2	0	0	1	0	4
1/13/26	* WEST VIRGINIA		10:44	0-0	0-0	0-0	1-3	4	0	0	1	1	0	0
1/18/26	* ARIZONA STATE		15:26	1-1	0-0	0-0	0-1	1	2	1	0	1	0	2
1/24/26	* at #12/12 Texas Tech		12:20	1-1	0-0	0-0	0-0	0	2	0	1	0	1	2
1/28/26	* at TCU		13:05	1-1	0-0	0-0	0-1	1	4	0	0	0	1	2
1/31/26	* CINCINNATI		14:00	0-1	0-0	0-0	1-2	3	3	0	0	0	0	0
2/4/26	* rv/rv UCF		22:33	3-3	0-0	1-2	2-5	7	4	0	1	0	1	7
2/7/26	* at #16/14 BYU		16:04	2-2	0-0	3-4	2-2	4	2	0	0	0	0	7
2/10/26	* at Utah		10:08	0-0	0-0	0-0	1-0	1	3	0	1	2	1	0
2/14/26	* KANSAS STATE		---	---	---	---	---	---	---	---	---	---	---	---
2/16/26	* at Iowa State		---	---	---	---	---	---	---	---	---	---	---	---
2/21/26	* ARIZONA		---	---	---	---	---	---	---	---	---	---	---	---
2/23/26	* at Kansas		---	---	---	---	---	---	---	---	---	---	---	---
2/28/26	* COLORADO		---	---	---	---	---	---	---	---	---	---	---	---
3/4/26	* BAYLOR		---	---	---	---	---	---	---	---	---	---	---	---
3/7/26	* at Oklahoma State		---	---	---	---	---	---	---	---	---	---	---	---

SAKHO's CAREER STATISTICS

Year	W-L	GP-GS	MP	FG-FGA	Pct	3P-A	Pct	FT-FTA	Pct	Off-Def	Reb – Avg	PF-DQ	Ast	TO	Blk	Stl	Pts – Avg
2023-24 (USU)	26-7	33-0	335	35-53	.660	0-0	.000	19-33	.576	32-56	86 – 2.6	53-0	5	12	15	6	89 – 2.7
2024-25 (SH)	13-19	32-32	806	107-162	.660	0-0	.000	40-83	.482	77-125	202 – 6.3	87-3	17	36	46	13	254 – 7.9
2025-26	19-2	21-0	269	17-21	.810	0-0	.000	12-18	.667	23-34	57 – 2.7	38-0	2	7	10	7	46 – 2.2
UH Totals	19-2	21-0	269	17-21	.810	0-0	.000	12-18	.667	23-34	57 – 2.7	38-0	2	7	10	7	46 – 2.2
SH Totals	13-19	32-32	806	107-162	.660	0-0	.000	40-83	.482	77-125	202 – 6.3	87-3	17	36	46	13	254 – 7.9
USU Totals	26-7	77-32	1,281	149-224	.665	0-0	.000	67-128	.523	115-174	289 – 3.8	156-3	23	50	66	22	365 – 4.7
Totals	58-2	86-32	1,410	159-236	.674	0-0	.000	71-134	.53	124 – 191	315 – 3.7	178-3	24	54	71	26	389 – 4.5

3 NCAA National Championship Game Appearances • 7 NCAA Final Four Appearances • 26 NCAA Tournaments • 22 Conference Championships • 2 NBA Draft No. 1 Overall Picks • 12 NBA Draft First-Round Selections

SAKHO's 2024-25 GAME-BY-GAME (13-19 • 6-12 C-USA) at SAM HOUSTON

Opponent	GS	Min	FG-A	3FG-A	FT-A	O-D-T	PF	A	TO	Blk	Stl	Pts
at Nevada	*	21:13	2-5	0-0	1-3	1-2-3	4	3	1	1	1	5
at Tarleton State	*	19:17	2-6	0-0	0-0	2-1-3	2	0	2	3	3	4
at #12/14 Baylor	*	17:59	1-2	0-0	0-1	2-2-4	5	1	2	0	1	2
at Lamar	*	23:29	9-12	0-0	4-5	1-5-6	3	1	0	2	0	22
TRINITY (Texas)	*	24:39	9-11	0-0	1-2	2-4-6	3	0	1	3	0	19
vs. Appalachian State	*	23:36	1-3	0-0	1-3	4-1-5	2	0	1	2	0	3
at UNCW	*	16:06	1-6	0-0	1-2	5-1-6	0	0	1	1	0	3
vs. Colgate	*	12:19	2-2	0-0	2-2	1-3-4	0	0	1	0	0	6
at rv/rv Indiana	*	24:52	1-4	0-0	0-0	3-2-5	3	1	1	2	1	2
TEXAS SOUTHERN	*	24:23	2-2	0-0	4-7	3-8-11	3	0	0	0	0	8
ST. THOMAS (Texas)	*	10:30	0-2	0-0	0-0	0-4-4	2	0	1	0	1	0
at Pittsburgh	*	20:24	1-2	0-0	1-6	0-2-2	0	0	1	0	0	3
DALLAS	*	21:51	5-6	0-0	3-6	3-4-7	0	1	0	0	0	13
* at New Mexico State	*	33:42	7-9	0-0	2-5	7-6-13	4	0	1	2	0	16
* at UTEP	*	35:11	5-6	0-0	0-0	2-6-8	2	1	2	0	0	10
* LIBERTY	*	33:20	1-2	0-0	1-2	2-7-9	4	0	2	1	0	3
* FIU	*	19:12	1-3	0-0	4-5	3-4-7	4	1	1	2	0	6
* at Kennesaw State	*	27:19	1-4	0-0	3-7	4-8-12	5	1	1	0	1	5
* at Jacksonville State	*	27:58	3-3	0-0	0-0	3-5-8	1	0	4	0	0	6
* MIDDLE TENNESSEE	*	30:02	5-10	0-0	2-3	5-6-11	2	1	1	2	0	12
* WKU	*	26:16	5-5	0-0	2-2	2-3-5	4	0	1	1	0	12
* at Louisiana Tech	*	29:50	3-4	0-0	0-0	1-3-4	3	0	2	3	0	6
* at FIU	*	31:03	6-6	0-0	0-0	2-3-5	4	0	1	3	1	12
* at Liberty	*	29:57	1-3	0-0	0-4	2-7-9	2	0	1	2	1	2
* JACKSONVILLE STATE	*	28:35	6-7	0-0	0-0	0-3-3	2	0	0	2	1	12
* KENNESAW STATE	*	31:28	2-5	0-0	0-2	2-3-5	4	2	1	2	0	4
* at WKU	*	27:00	3-4	0-0	2-3	2-6-8	4	1	2	2	0	8
* at Middle Tennessee	*	32:16	4-7	0-0	1-2	3-3-6	4	1	2	4	0	9
* LOUISIANA TECH	*	12:46	1-1	0-0	0-0	2-1-3	5	0	0	0	0	2
* UTEP	*	29:32	6-8	0-0	3-6	2-4-6	1	1	0	2	1	15
* NEW MEXICO STATE	*	27:50	3-4	0-0	0-0	2-4-6	2	0	0	2	1	6
vs. UTEP	*	31:47	8-8	0-0	2-5	4-4-8	3	1	1	2	0	18

SAKHO's 2023-24 GAME-BY-GAME (26-7 • 14-4 MWC) at UTAH STATE

Opponent	GS	Min	FG-A	3FG-A	FT-A	O-D-T	PF	A	TO	Blk	Stl	Pts
SOUTH DAKOTA MINES	17	2-4	0-0	0-0	3-2-5	0	0	0	3	1	4	
at Bradley	4	0-2	0-0	0-0	3-0-3	2	0	0	0	0	0	
SOUTHERN UTAH	4	0-0	0-0	0-0	0-0-0	0	0	0	0	0	0	
vs. Marshall	2	3-3	0-0	0-0	0-0-0	0	0	0	0	0	6	
vs. Akron	9	0-1	0-0	0-0	2-1-3	3	0	0	0	0	0	
vs. Stephen F. Austin	2	0-0	0-0	0-0	0-0-0	2	0	0	0	0	0	
at Saint Louis		DNP										
UC IRVINE		DNP										
SAN DIEGO	11	4-4	0-0	0-0	2-1-3	0	0	0	2	1	8	
NORTHWEST NAZARENE	6	0-0	0-0	0-0	0-0-0	0	0	0	0	0	0	
at Santa Clara	12	2-2	0-0	0-0	0-0-0	4	0	0	0	0	4	
vs. San Francisco	13	3-4	0-0	1-2	2-1-3	0	0	0	0	1	7	
EAST TENNESSEE STATE	7	1-1	0-0	2-4	0-2-2	2	0	1	1	0	4	
* at Air Force	12	1-1	0-0	2-4	2-0-2	1	0	1	2	0	4	
* COLORADO STATE	11	0-1	0-0	0-0	0-1-1	2	0	0	0	0	0	
* WYOMING	14	2-4	0-0	0-0	2-0-2	2	0	0	2	1	4	
* at UNLV	20	3-4	0-0	1-1	2-3-5	3	0	0	0	0	7	
* at New Mexico	19	1-3	0-0	2-2	1-3-4	3	1	1	0	0	4	
* FRESNO STATE	7	0-2	0-0	0-0	0-0-0	0	0	0	0	0	0	
* at Boise State	6	0-1	0-0	0-0	1-0-1	2	0	1	0	0	0	
* SAN JOSE STATE	9	1-2	0-0	1-2	0-2-2	2	1	0	0	0	3	
* at San Diego State	4	0-0	0-0	0-0	1-0-1	2	1	0	0	0	0	
* NEVADA	1	0-0	0-0	0-0	0-0-0	0	0	0	0	0	0	
* BOISE STATE	15	1-1	0-0	0-0	0-3-3	3	1	0	0	1	2	
* at Wyoming	21	1-2	0-0	1-2	0-2-2	2	1	0	0	0	3	
* at Colorado State	16	2-2	0-0	0-2	0-2-2	3	0	3	0	0	4	
* SAN DIEGO STATE	16	1-1	0-0	0-0	0-2-2	4	0	0	1	0	2	
* at Fresno State	2	0-0	0-0	0-0	0-1-1	1	0	0	1	0	0	
* AIR FORCE	9	1-1	0-0	2-4	1-0-1	0	0	0	0	0	4	
* at San Jose State	5	0-0	0-0	2-4	0-0-0	1	0	0	1	0	2	
* NEW MEXICO	17	1-1	0-0	2-2	0-2-2	1	0	1	0	0	4	
vs. Fresno State	13	0-0	0-0	1-2	1-0-1	2	0	1	1	0	1	
vs. San Diego State	8	1-1	0-0	2-2	0-2-2	0	0	2	0	1	4	
vs. TCU	14	3-4	0-0	0-0	1-0-1	4	0	1	1	0	6	
vs. Purdue	7	1-1	0-0	0-0	0-2-2	2	0	0	0	0	2	



#21 EMANUEL SHARP

Guard

6-3 • 205 • r-Senior-3L (RS '21-22)

Tampa, Fla. (Bishop McLaughlin Catholic School)

Integrated Studies

emanuelsharp_

CAREER HIGHS

Points

30, vs. (9) Texas A&M (3/24/24)

Field Goals Made

10, vs. Florida State (12/6/25)

Field Goal Attempts

17, done four times; Most recently at Utah (2/10/26)

3-Point Field Goals Made

8, at Utah (2/10/26)

3-Point Field Goal Attempts

14, vs. (9) Texas A&M (3/24/24)

Free Throws Made

11, vs. Syracuse (11/24/25)

11, vs. Texas State (12/21/23)

Free Throw Attempts

12, vs. Syracuse (11/24/25)

Rebounds

10, vs. SMU (1/5/23)

Offensive Rebounds

5, vs. Kansas (3/3/25)

5, vs. rv/rv Texas A&M (12/16/23)

Defensive Rebounds

8, at rv/rv Texas (1/29/24)

8, vs. SMU (1/5/23)

Assists

5, vs. Rider (11/20/25)

Steals

4, done six times; Most recently vs. Jackson State (12/10/25)

Blocked Shots

1, done eight times; Most recently vs. #13/14 (4) Duke (3/29/24)

Minutes Played

40:39, at rv/rv Texas (1/29/24)

HONORS

• John R. Wooden Award Midseason Watch List

SENIOR (2025-26)

Became seventh student-athlete in program history to compete in 100 victories during his career... Became school career leader and now has 277 3-point field goals... Made his season debut against Lehigh in season opener in Fertitta Center... Posted a game-high 24 points with seven rebounds, including three offensive boards, and three steals in win over Mountain Hawks (11/3)... Tied for team-lead with 19 points and buried a game-high five 3-pointers in home win over Oakland... Also grabbed four rebounds with four assists and steal against Golden Grizzlies (11/12)... Scored 13 points with two 3-pointers and grabbed three rebounds with a pair of assists in win over #22/25 Auburn during RxBenefits Battleground 2k25 inside Legacy Arena at The BJCC in Birmingham, Ala. (11/16)... Finished with 15 points, thanks to three 3-pointers, and dished out five assists with a steal in home win over Rider... Recorded the 100th win of his career against the Broncos (11/20)... Tied for game-high honors with 26 points and four 3-point field goals and scored five points in overtime in Cougars' win over Syracuse during first day of Players Era Championship inside MGM Grand Garden Arena in Las Vegas (11/24)... Drained four 3-pointers on the way to a team-high 17 points and

grabbed five rebounds with three assists in win over Notre Dame during final day of Players Era Championship inside MGM Grand Garden Arena in Las Vegas (11/26)... Led all players with 27 points, thanks to 6-of-12 3-point shooting and dished out three assists in win over Florida State during Houston Hoops Showdown inside Toyota Center (12/6)... Topped all players with 23 points, five 3-pointers and four steals in home win over Jackson State (12/10)... Led Houston with 22 points and three 3-pointers and added three rebounds with a steal in win over #14/14 Arkansas during Never Forget Tribute Classic inside Prudential Center in Newark, N.J. (12/20)... Scored 17 points and drained a pair of 3-pointers in home win over #14/14 Texas Tech... Also dished out a pair of assists against the Red Raiders (1/6)... Led five Cougars in double digits with 10 points and drained three 3-pointers with five rebounds, two assists and steal in road win at Baylor (1/10)... Led all players with 17 points, thanks to three 3-pointers, and grabbed two rebounds with a pair of assists in home win over West Virginia (1/13)... Finished with 16 points and grabbed five rebounds with an assist and steal in home win over Arizona State (1/18)... Posted 20 points with three 3-pointers at #12/12 Texas Tech (1/24)... Finished with 23 points on 8-of-16 shooting from the field and 5-of-5 from the free throw line in road win at TCU (1/28)... Totaled 13 points and grabbed three rebounds with three assists and three steals in home win over Cincinnati (1/31)... Finished with 14 points on 5-of-10 shooting and grabbed four rebounds with four assists in road win at BYU (2/7)... Set the Houston career record for 3-point field goals in impressive fashion... Drained 8-of-13 attempts from behind the arc on the way to a game-high 27 points in road win at Utah... Buried six straight 3-pointers in an eight-minute stretch in the first half... Became eighth different Cougar to post eight 3-point field goals in a game... Grabbed three rebounds with an assist and steal against the Utes (2/10).

2025-26 GAME-by-GAME STATISTICS (22-2 • 10-1 Big 12)

Date	Opponent	GS	Min	FG-A	3FG-FGA	FT-FTA	OR-DR	Tot	PF	A	TO	Blk	Stl	Pts
11/3/25	LEHIGH	*	34:59	7-13	1-4	9-10	3-4	7	4	1	1	1	3	24
11/8/25	TOWSON	*	24:46	3-8	2-7	1-2	0-3	3	2	0	1	0	1	9
11/12/25	OAKLAND	*	25:51	7-13	5-9	0-0	2-2	4	1	4	1	0	1	19
11/16/25	vs. #22/25 Auburn	*	37:48	5-15	2-7	1-2	1-2	3	2	2	0	1	1	13
11/20/25	RIDER	*	23:30	5-12	3-8	2-2	0-2	2	1	5	1	0	1	15
11/24/25	vs. Syracuse	*	36:04	6-16	3-9	11-12	0-4	4	3	0	0	0	1	26
11/25/25	vs. #17/16 Tennessee	*	20:35	3-8	2-5	0-0	1-0	1	3	1	0	1	0	8
11/26/25	vs. Notre Dame	*	32:58	5-16	4-11	3-4	2-3	5	1	3	2	0	1	17
12/6/25	vs. Florida State	*	37:40	10-17	6-12	1-1	0-0	0	2	3	1	0	1	27
12/10/25	JACKSON STATE	*	24:27	8-11	5-8	2-2	0-3	3	1	3	2	0	4	23
12/13/25	NEW ORLEANS	*	18:52	3-6	2-3	0-0	1-0	1	4	1	1	0	0	8
12/20/25	vs. #14/14 Arkansas	*	31:27	6-13	3-9	7-9	1-2	3	3	1	2	0	0	22
12/29/25	MIDDLE TENNESSEE	*	20:08	3-6	1-2	3-3	1-2	3	3	1	1	0	3	10
1/3/26	* at Cincinnati	*	28:22	0-9	0-5	2-2	1-2	3	4	2	3	0	0	2
1/6/26	* #14/14 TEXAS TECH	*	39:23	5-12	2-5	5-6	0-1	1	1	2	0	0	1	17
1/10/26	* at Baylor	*	30:27	6-14	3-9	2-2	2-3	5	3	2	0	0	1	17
1/13/26	* WEST VIRGINIA	*	30:15	5-13	3-9	0-1	1-3	4	2	3	1	0	2	13
1/18/26	* ARIZONA STATE	*	23:10	5-12	2-5	4-5	3-2	5	4	1	0	0	1	16
1/24/26	* at #12/12 Texas Tech	*	34:46	6-16	3-8	5-5	0-0	0	4	0	0	0	0	20
1/28/26	* at TCU	*	30:31	8-16	2-7	5-5	0-1	1	5	1	1	0	0	23
1/31/26	* CINCINNATI	*	26:13	4-12	1-7	4-4	1-2	3	3	3	0	0	3	13
2/4/26	* rv/rv UCF	*	27:17	3-9	0-3	2-2	0-3	3	3	3	0	0	1	8
2/7/26	* at #16/14 BYU	*	34:21	5-10	2-4	2-2	2-2	4	3	4	1	0	1	14
2/10/26	* at Utah	*	30:58	9-17	8-13	1-2	0-3	3	1	1	0	0	1	27
2/14/26	* KANSAS STATE	---	---	---	---	---	---	---	---	---	---	---	---	---
2/16/26	* at Iowa State	---	---	---	---	---	---	---	---	---	---	---	---	---
2/21/26	* ARIZONA	---	---	---	---	---	---	---	---	---	---	---	---	---
2/23/26	* at Kansas	---	---	---	---	---	---	---	---	---	---	---	---	---
2/28/26	* COLORADO	---	---	---	---	---	---	---	---	---	---	---	---	---
3/4/26	* BAYLOR	---	---	---	---	---	---	---	---	---	---	---	---	---
3/7/26	* at Oklahoma State	---	---	---	---	---	---	---	---	---	---	---	---	---

CAREER STATISTICS

Year	W-L	GP-GS	MP	FG-FGA	Pct	3P-A	Pct	FT-FTA	Pct	Off-Def	Reb - Avg	PF-DQ	Ast	TO	Blk	Stl	Pts - Avg
2021-22	0-0									Redshirt							
2022-23	30-3	33-0	515	58-159	.365	43-124	.347	37-42	.881	20-54	74 - 2.2	72-1	16	26	2	10	196 - 5.9
2023-24	32-5	37-32	1,043	135-362	.373	82-223	.368	114-134	.851	35-96	131 - 3.5	95-2	34	40	3	55	466 - 12.6
2024-25	33-4	37-36	1,011	138-330	.418	87-214	.407	105-121	.868	19-91	110 - 3.0	86-2	31	31	0	50	468 - 12.6
2025-26	22-2	24-24	705	127-294	.432	65-169	.385	72-83	.867	22-49	71 - 3.0	63-1	47	19	3	28	391 - 16.3
Totals	117-14	131-92	3,274	458-1,145	.400	277-730	.379	328-380	.863	96-290	386 - 2.9	316-6	128	116	8	143	1,521 - 11.6

3 NCAA National Championship Game Appearances • 7 NCAA Final Four Appearances • 26 NCAA Tournaments • 22 Conference Championships • 2 NBA Draft No. 1 Overall Picks • 12 NBA Draft First-Round Selections

SHARP's 2024-25 GAME-BY-GAME (33-4 • 16-1 Big 12)

Opponent	GS	Min	FG-A	3FG-A	FT-A	O-D-T	PF	A	TO	Blk	Stl	Pts
JACKSON STATE	*	18:14	3-7	1-2	0-0	1-0-1	2	0	1	0	0	7
vs. #11/11 Auburn	*	35:31	3-9	3-6	4-4	0-2-2	0	0	2	0	1	13
LOUISIANA	*	19:52	3-5	2-2	3-4	1-4-5	1	1	1	0	4	11
rv/- HOFSTRA	*	19:30	5-6	5-5	1-2	1-1-2	4	2	0	0	2	16
vs. #9/9 Alabama	*	29:40	3-11	2-6	6-8	0-6-6	5	1	1	0	1	14
vs. Notre Dame	*	34:08	6-13	3-9	2-2	1-3-4	3	4	1	0	0	17
vs. San Diego State	*	35:31	5-15	4-8	9-9	0-2-2	3	1	1	0	1	23
BUTLER	*	29:06	6-10	4-7	0-0	0-2-2	3	1	0	0	0	16
TROY	*	28:35	4-9	2-5	4-4	0-4-4	3	4	0	0	3	14
TOLEDO	*	20:28	4-10	1-6	4-4	1-4-5	1	0	1	0	2	13
TEKSA&M CUPUSH&H	*	18:38	3-6	3-5	9-9	0-0-0	2	2	2	0	0	18
* at Oklahoma State	*	22:10	1-4	0-2	0-0	0-2-2	1	1	0	0	0	2
* BYU	*	20:07	5-9	4-8	4-4	0-3-3	3	1	0	0	1	18
* TCU	*	26:26	5-9	4-7	0-0	0-2-2	2	0	0	0	3	14
* at Kansas State	*	31:20	5-8	3-6	2-2	0-4-4	2	1	0	0	3	15
*rv/#25 WEST VIRGINIA	*	31:59	4-9	3-8	3-3	0-3-3	0	1	1	0	0	14
* at UCF	*	28:27	4-11	1-6	0-0	0-4-4	4	0	2	0	1	9
* UTAH	DNP - Injury											
* at #12/11 Kansas	*	25:37	2-8	2-7	2-2	0-3-3	2	0	0	0	2	8
* at rv/rv West Virginia	*	18:12	1-4	1-4	0-0	0-3-3	2	0	2	0	1	3
*#22/19 TEXAS TECH	*	17:37	1-2	0-1	2-2	0-3-3	3	0	0	0	1	4
* OKLAHOMA STATE	DNP - Injury											
* at Colorado	DNP - Injury											
* rv/rv BAYLOR	*	25:04	3-7	3-7	1-2	0-0-0	3	1	1	0	1	10
* at #13/13 Arizona	*	21:46	0-6	0-6	0-0	0-2-2	1	1	1	0	3	0
* at Arizona State	*	30:41	4-9	4-7	5-6	0-4-4	1	1	0	0	2	17
* #8/8 IOWA STATE	*	28:43	3-5	2-4	3-4	0-1-1	3	2	3	0	1	11
* at #10/10 Texas Tech	*	35:06	3-6	2-3	2-2	0-5-5	2	1	0	0	1	10
* CINCINNATI	*	30:19	3-7	1-5	2-2	0-2-2	3	0	0	0	2	9
* KANSAS	*	27:06	3-10	1-4	5-5	5-1-6	0	0	1	0	2	12
* at Baylor	*	31:24	3-8	1-4	4-5	1-4-5	3	1	1	0	0	11
vs. (16) Colorado	*	26:23	6-10	4-7	3-5	0-5-5	5	1	1	0	3	19
vs. #17/18 (4) BYU	*	33:32	7-13	5-7	7-7	1-3-4	4	0	1	0	1	26
vs. rv/#24 (3) Arizona	*	31:32	6-17	3-9	2-3	1-2-3	1	0	1	0	0	17
vs. (16) SIUE	*	24:48	2-8	2-6	2-2	0-2-2	2	0	0	0	4	8
vs. #24/23 (8) Gonzaga	*	24:45	4-7	1-3	3-4	1-0-1	3	0	2	0	1	12
vs. #22/22 (4) Purdue	*	35:29	5-14	2-8	5-7	2-0-2	2	1	1	0	1	17
vs. #6/6 (2) Tennessee	*	30:34	6-14	4-10	0-0	1-1-2	4	1	0	0	1	16
vs. #1/1 (1) Duke	*	33:39	4-13	3-7	5-6	1-2-3	2	0	1	0	1	16
vs. #3/3 (1) Florida	*	28:48	3-11	1-7	1-2	1-2-3	0	1	2	0	0	8

SHARP's 2023-24 GAME-BY-GAME (32-5 • 15-3 Big 12)

Opponent	GS	Min	FG-A	3FG-A	FT-A	O-D-T	PF	A	TO	Blk	Stl	Pts
ULM	*	20:56	5-9	4-8	6-8	0-0-0	1	0	1	0	0	20
TEKSA&M CUPUSH&H	*	21:51	3-8	2-5	3-3	2-1-3	3	2	1	0	0	11
STETSON	*	22:21	1-5	0-4	5-7	2-3-5	1	1	2	1	0	7
vs. Towson	*	18:12	4-7	3-5	3-3	0-3-3	2	0	1	0	0	14
vs. Utah	*	27:45	6-13	1-4	2-3	2-4-6	1	0	1	0	3	15
vs. Dayton	*	20:27	2-10	0-5	0-0	0-2-2	2	1	0	0	1	4
MONTANA	*	19:18	3-5	2-3	3-4	3-3-6	0	0	1	0	2	11
at Xavier	*	36:20	2-12	1-6	5-6	0-2-2	1	4	0	0	3	10
RICE	*	17:23	4-8	2-6	2-2	1-3-4	1	3	2	0	1	12
JACKSON STATE	*	22:04	6-13	5-9	8-10	1-2-3	2	1	1	0	3	25
vs. rv/rv Texas A&M	*	35:23	7-17	5-13	2-2	5-1-6	2	0	2	0	1	21
TEXAS STATE	*	27:04	2-10	2-9	11-11	1-2-3	2	1	1	0	4	17
PENN	*	27:57	5-10	2-5	0-0	2-2-4	3	1	1	0	1	12
* WEST VIRGINIA	*	20:52	3-4	1-2	1-1	2-5-7	3	0	2	0	3	8
* at rv/rv Iowa State	*	37:04	6-12	5-10	3-4	1-4-5	4	0	1	0	1	20
* at rv/rv TCU	*	28:54	2-7	1-4	3-4	0-0-0	4	1	1	0	3	8
*#25/25 TEXAS TECH	*	20:57	3-8	2-5	0-0	0-3-3	3	0	1	0	0	8
* UCF	*	19:33	0-7	0-3	2-2	0-1-1	5	0	0	0	0	2
* at #21/19 BYU	*	25:17	1-6	0-2	7-9	4-5-9	2	1	2	0	2	9
*rv/rv KANSAS STATE	*	30:57	3-15	2-8	1-2	2-4-6	1	2	1	0	3	9
* at rv/rv Texas	*	40:39	3-8	3-6	4-4	0-8-8	0	2	2	0	1	13
* at #8/9 Kansas	*	31:23	4-14	3-9	0-0	0-1-1	2	1	0	0	0	11
* OKLAHOMA STATE	*	29:00	6-11	3-5	1-2	1-3-4	4	1	2	0	0	16
* at Cincinnati	*	34:01	3-7	1-3	2-2	1-5-6	2	0	1	0	1	9
* rv/- TEXAS	*	26:29	5-11	1-5	4-4	0-3-3	4	1	0	0	4	15
* #6/6 IOWA STATE	*	29:33	5-13	2-7	8-9	0-1-1	2	0	0	0	4	20
* at #11/11 Baylor	*	32:58	5-12	2-6	6-6	0-2-2	4	1	2	0	2	18
* CINCINNATI	*	35:30	3-12	3-8	2-2	1-3-4	4	0	1	0	2	11
* at rv/rv Oklahoma	*	26:34	4-8	3-5	0-0	1-2-3	4	1	1	0	0	11
* at UCF	*	29:40	1-7	1-4	1-2	1-2-3	4	1	1	0	2	4
* #14/15 KANSAS	*	31:53	3-7	3-7	0-0	1-4-5	3	2	1	0	1	9
vs. (8) TCU	*	33:47	4-12	2-7	4-4	0-4-4	3	1	1	0	0	14
vs. #25/23 (4) Texas Tech	*	37:29	5-12	4-8	3-3	1-3-4	4	2	2	0	0	17
vs. #7/8 (2) Iowa State	*	24:59	2-9	1-5	0-0	0-0-0	4	1	1	0	3	5
vs. (16) Longwood	*	28:31	4-10	3-6	2-4	0-1-1	2	0	2	0	1	13
vs. (9) Texas A&M	*	34:15	8-16	7-14	7-8	0-3-3	5	1	1	1	2	30
vs. #13/14 (4) Duke	*	35:43	2-7	0-2	3-3	0-1-1	1	1	0	1	1	7

SHARP's 2022-23 GAME-BY-GAME (30-3 • 17-1 American)

Opponent	GS	Min	FG-A	3FG-A	FT-A	O-D-T	PF	A	TO	Blk	Stl	Pts
NORTHERN COLORADO	*	7:41	4-7	3-5	0-0	2-0-2	3	1	0	0	1	11
vs. Saint Joseph's	*	3:14	0-1	0-1	0-0	0-1-1	0	0	1	0	0	0
ORAL ROBERTS	*	11:47	2-2	0-0	2-2	0-2-2	2	0	3	0	0	6
TEXAS SOUTHERN	*	6:33	0-1	0-1	0-0	0-0-0	1	1	0	0	0	0
at rv/rv Oregon	DNP - Coach's Decision											
KENT STATE	DNP - Coach's Decision											
NORFOLK STATE	*	19:01	1-6	1-4	0-0	1-1-2	0	0	1	0	0	3
vs. -/rv Saint Mary's (Calif.)	DNP - Coach's Decision											
NORTH FLORIDA	*	19:14	3-5	3-5	0-0	0-0-0	0	0	1	0	0	9
#8/10 ALABAMA	DNP - Coach's Decision											
NORTH CAROLINA A&T	*	25:39	3-5	1-3	3-3	0-3-3	3	2	3	0	0	10
at #2/2 Virginia	*	9:26	0-2	0-2	0-0	0-1-1	1	0	1	0	0	0
MCNEESE	*	19:11	6-10	6-10	0-0	2-1-3	0	1	1	0	0	18
* at Tulsa	*	20:17	4-7	3-5	3-3	0-4-4	4	0	4	0	0	14
* UCF	*	8:25	0-2	0-1	0-0	0-2-2	0	0	0	0	0	0
* SMU	*	23:31	1-9	1-7	3-3	2-8-10	3	0	0	0	0	6
* at Cincinnati	*	4:07	0-1	0-1	0-0	0-0-0	0	0	0	0	0	0
* SOUTH FLORIDA	*	14:51	3-6	2-5	0-0	0-0-0	3	0	1	0	0	8
* at Tulane	*	13:15	1-2	1-2	3-3	0-1-1	3	1	2	0	2	6
* TEMPLE	*	11:56	1-2	1-2	0-0	1-0-1	2	0	1	0	0	3
* at UCF	*	23:38	5-7	4-6	4-4	0-3-3	3	0	0	1	0	18
* CINCINNATI	*	23:51	1-5	1-5	2-3	0-2-2	1	1	1	0	0	5
* at Wichita State	*	6:22	0-2	0-2	0-0	0-1-1	2	0	0	0	0	0
* at Temple	*	19:33	2-4	1-3	1-2	1-2-3	2	0	0	0	0	6
* at SMU	*	22:33	2-8	2-6	1-2	3-2-5	3	2	1	1	0	7
* MEMPHIS	*	15:49	1-7	0-4	0-0	0-0-0	3	1	0	0	2	2
* TULANE	*	17:18	1-8	1-6	2-2	3-2-5	2	2	1	0	1	5
* at East Carolina	*	17:29	0-2	0-1	0-0	1-1-2	3	1	1	0	1	0
* WICHITA STATE	*	10:15	1-3	1-3	4-4	1-1-2	3	1	1	0	0	7
* at Memphis	*	14:16	2-4	1-3	0-0	0-0-0	2	0	1	0	0	5
vs. (9) East Carolina	*	18:09	1-6	1-4	1-2	0-2-2	4	0	0	0	1	4
vs. (4) Cincinnati	*	22:42	1-5	0-2	0-0	0-3-3	4	0	0	0	0	2
vs. (2) Memphis	*	12:37	1-5	1-5	0-0	2-0-2	2	0	0	0	0	3
vs. (16) Northern Kentucky	*	22:43	3-4	2-3	2-2	0-1-1	3	1	0	0	0	10
vs. (9) Auburn	*	12:54	1-4	1-3	4-5	0-4-4	2	0	0	0	1	7
vs. #16/15 (5) Miami (Fla.)	*	17:30	3-8	2-6	0-0	0-2-2	3	0	0	0	0	8

SHARP's 2021-22 GAME-by-GAME (0-0 • 0-0 American)



#11 JOSEPH TUGLER

Forward

6-8 • 230 • Junior-2L

Monroe, La. (Cypress Falls HS (Cypress, Texas))

Integrated Studies

@josephugler X joseph_tugler

CAREER HIGHS

Points

17, vs. Hofstra (11/22/24)

Field Goals Made

7, vs. Towson (11/8/25)

Field Goal Attempts

14, Towson (11/8/25)

3-Point Field Goals Made

2, vs. Hofstra (11/22/24)

3-Point Field Goal Attempts

2, vs. #9/9 Alabama (11/26/24)

2, vs. Hofstra (11/22/24)

Free Throws Made

6, vs. #11/11 Auburn (11/9/24)

Free Throw Attempts

8, vs. #11/11 Auburn (11/9/24)

Rebounds

11, at Baylor (1/10/26)

11, vs. #24/23 (8) Gonzaga (3/22/25)

Offensive Rebounds

8, at Baylor (1/10/26)

Defensive Rebounds

6, vs. Rider (11/20/25)

6, vs. Butler (12/7/24)

6, vs. #9/9 Alabama (11/26/24)

Assists

5, vs. #17/16 Tennessee (11/25/25)

Steals

5, vs. Towson (11/8/25)

Blocked Shots

8, vs. #9/9 Alabama (11/26/24)

Minutes Played

35:37, at #12/11 Kansas (1/25/25)

JUNIOR (2025-26)

Made his season debut against Lehigh in season opener in Fertitta Center... Totaled 11 points with two rebounds, three assists and a game-high four blocked shots in win over Mountain Hawks (11/3)... Scored 15 points and grabbed seven rebounds, including three offensive boards, with game-high five steals in win over Towson in Fertitta Center (11/8)... Scored four points, grabbed four rebounds and blocked four shots with an assist and two steals in home win over Oakland (11/12)... Grabbed seven rebounds with four points, two assists, two steals and a blocked shot in win over #22/25 Auburn during RxBenefits Battleground 2k25 inside Legacy Arena at The BJCC in Birmingham, Ala. (11/16)... Led all players with nine rebounds and added 12 points on 6-of-8 shooting with two assists, three steals and four blocks in home win over Rider (11/20)... Blocked a game-high five shots against Syracuse during first day of Players Era Championship inside MGM Grand Garden Arena in Las Vegas (11/24)... Scored 10 points and led all players with eight rebounds

in win over Notre Dame during final day of Players Era Championship inside MGM Grand Garden Arena in Las Vegas (11/26)... Posted 13 points on 6-of-9 shooting and tied for team lead with six rebounds in home win over Middle Tennessee (12/29)... Scored eight points on 4-of-5 shooting and grabbed seven rebounds, including a game-high five offensive boards, with four steals, two blocks and an assist in road win at Cincinnati (1/3)... Recorded his first double-double of the season with 11 points and 10 rebounds, including seven offensive boards, in home win over #14/14 Texas Tech... Added a pair of steals against the Red Raiders (1/6)... Posted his second straight double-double with 12 points and 11 rebounds, including eight offensive, in road win at Baylor (1/10)... Scored 10 points and grabbed six rebounds, including five offensive boards, with four steals in home win over West Virginia (1/13)... Posted 12 points on 6-of-9 shooting and grabbed seven rebounds, including four offensive boards, with three steals and a pair of blocked shots in home win over Arizona State (1/18)... Led all players with three blocked shots and scored seven points with six rebounds, including five offensive boards, in home win over Cincinnati (1/31)... Posted 10 points with team highs of six rebounds and two blocked shots in road win at #16/14 BYU (2/7).

2025-26 GAME-BY-GAME STATISTICS (22-2 • 10-1 Big 12)

Date	Opponent	GS	Min	FG-A	3FG-FGA	FT-FTA	OR-DR	Tot	PF	A	TO	Blk	Stl	Pts
11/3/25	LEHIGH	*	22:06	4-8	1-1	2-2	1-1	2	4	3	5	4	0	2
11/8/25	TOWSON	*	29:11	7-14	0-0	1-2	3-4	7	1	0	3	1	5	15
11/12/25	OAKLAND	*	15:10	2-2	0-0	0-2	1-3	4	3	1	1	4	2	4
11/16/25	vs. #22/25 Auburn	*	21:35	2-8	0-0	0-0	4-3	7	5	2	2	1	2	4
11/20/25	RIDER	*	19:46	6-8	0-0	0-0	3-6	9	4	2	1	4	3	12
11/24/25	vs. Syracuse	*	23:55	1-7	0-0	0-0	4-0	4	5	1	3	5	0	2
11/25/25	vs. #17/16 Tennessee	*	32:41	3-6	0-0	1-2	2-1	3	3	5	2	0	0	7
11/26/25	vs. Notre Dame	*	20:02	4-7	0-0	2-2	2-6	8	5	0	1	1	1	10
12/6/25	vs. Florida State	*	18:25	3-6	0-0	0-0	1-3	4	4	1	2	1	3	6
12/10/25	JACKSON STATE	*	19:02	2-3	0-0	0-0	3-1	4	0	1	0	1	0	4
12/13/25	NEW ORLEANS	*	21:31	1-2	0-0	4-5	1-2	3	1	1	0	1	3	6
12/20/25	vs. #14/14 Arkansas	*	14:31	4-5	0-0	0-0	2-2	4	4	1	0	0	4	8
12/29/25	MIDDLE TENNESSEE	*	26:21	6-9	0-0	1-1	3-3	6	3	0	1	1	1	13
1/3/26	* at Cincinnati	*	25:49	4-5	0-0	0-0	5-2	7	3	1	2	2	4	8
1/6/26	* #14/14 TEXAS TECH	*	34:11	4-8	0-0	3-3	7-3	10	3	0	0	0	2	11
1/10/26	* at Baylor	*	24:13	5-8	0-0	2-5	8-3	11	4	0	1	0	1	12
1/13/26	* WEST VIRGINIA	*	28:04	4-5	0-0	2-3	5-1	6	3	1	0	0	4	10
1/18/26	* ARIZONA STATE	*	23:51	6-9	0-0	0-0	4-3	7	3	3	1	2	1	12
1/24/26	* at #12/12 Texas Tech	*	22:49	0-1	0-0	4-6	6-1	7	3	1	1	1	0	4
1/28/26	* at TCU	*	9:37	0-1	0-0	0-0	0-0	0	4	0	1	0	0	0
1/31/26	* CINCINNATI	*	24:31	2-3	0-0	3-4	5-1	6	2	0	0	3	0	7
2/4/26	* rv/rv UCF	*	13:31	3-3	0-0	1-2	5-0	5	2	2	1	0	0	7
2/7/26	* at #16/14 BYU	*	23:56	4-4	0-0	2-2	1-5	6	5	1	1	2	0	10
2/10/26	* at Utah	*	28:09	4-6	0-0	1-2	4-1	5	2	0	1	1	1	9
2/14/26	* KANSAS STATE	---	---	---	---	---	---	---	---	---	---	---	---	---
2/16/26	* at Iowa State	---	---	---	---	---	---	---	---	---	---	---	---	---
2/21/26	* ARIZONA	---	---	---	---	---	---	---	---	---	---	---	---	---
2/23/26	* at Kansas	---	---	---	---	---	---	---	---	---	---	---	---	---
2/28/26	* COLORADO	---	---	---	---	---	---	---	---	---	---	---	---	---
3/4/26	* BAYLOR	---	---	---	---	---	---	---	---	---	---	---	---	---
3/7/26	* at Oklahoma State	---	---	---	---	---	---	---	---	---	---	---	---	---

CAREER STATISTICS

Year	W-L	GP-GS	MP	FG-FGA	Pct	3P-A	Pct	FT-FTA	Pct	Off-Def	Reb - Avg	PF-DQ	Ast	TO	Blk	Stl	Pts - Avg
2023-24	25-3	28-1	448	43-78	.551	0-2	.000	19-41	.463	53-62	115 - 4.1	85-2	8	13	30	26	105 - 3.8
2024-25	35-5	40-33	866	90-172	.523	3-11	.273	35-65	.538	107-128	235 - 5.9	123-7	37	38	77	38	218 - 5.5
2025-26	22-2	24-24	543	81-138	.587	1-1	1.000	29-43	.674	79-55	134 - 5.6	76-4	27	30	35	37	192 - 8.0
Totals	82-10	92-58	1,857	214-388	.552	4-14	.286	83-149	.557	240-246	486 - 5.3	284-13	72	81	142	101	515 - 5.6

TUGLER'S 2024-25 GAME-BY-GAME (35-5 • 19-1 Big 12)

Opponent	Date	GS	Min	FG-A	3FG-A	FT-A	Off-Def	Tot	PF	A	TO	Blk	Stl	Pts
JACKSON STATE	11/4/24	*	25:27	2-4	1-1	0-0	3-4	7	2	1	1	3	1	5
vs. #11/11 Auburn	11/9/24		31:07	2-4	0-1	6-8	4-3	7	4	0	0	2	2	10
LOUISIANA	11/13/24		17:13	1-3	0-0	0-4	4-1	5	3	0	1	1	1	2
rv/- HOFSTRA	11/22/24		16:48	6-6	2-2	3-5	3-1	4	1	4	0	1	0	17
vs. #9/9 Alabama	11/26/24		30:58	1-5	0-2	0-1	2-6	8	4	2	2	8	1	2
vs. Notre Dame	11/27/24		10:54	3-5	0-0	0-2	0-3	3	4	1	1	0	1	6
vs. San Diego State	11/30/24		27:50	1-6	0-0	0-0	5-4	9	2	3	2	0	0	2
vs. #11/11 Auburn	11/9/24		31:07	2-4	0-1	6-8	4-3	7	4	0	0	2	2	10
TROY	12/10/24	*	14:08	1-3	0-0	0-0	4-2	6	4	0	0	3	0	2
TOLEDO	12/18/24	*	16:10	5-6	0-0	3-3	2-1	3	3	1	2	3	2	13
TEXAS A&M-CORPUS CHRISTI	12/21/24	*	23:19	2-5	0-1	1-2	3-4	7	2	0	1	4	2	5
* at Oklahoma State	12/30/24	*	19:19	2-6	0-0	0-0	1-1	2	5	2	1	3	0	4
* BYU	1/4/25	*	18:27	1-1	0-0	3-4	3-2	5	5	0	3	2	0	5
* TCU	1/6/25	*	23:32	1-3	0-0	1-2	4-2	6	2	2	2	3	1	3
* at Kansas State	1/11/25	*	25:31	5-9	0-1	3-6	5-5	10	3	2	1	2	0	13
* rv/#25 WEST VIRGINIA	1/15/25	*	19:56	0-1	0-0	0-0	4-1	5	4	0	0	2	2	0
* at UCF	1/18/25	*	12:23	1-2	0-0	0-0	0-2	2	3	0	1	1	0	2
* UTAH	1/21/25	*	13:20	2-3	0-0	0-0	0-2	2	5	0	0	2	4	4
* at #12/11 Kansas	1/25/25	*	35:37	4-4	0-0	1-2	2-5	7	2	0	1	5	0	9
* at rv/rv West Virginia	1/29/25	*	27:34	5-9	0-1	2-2	3-4	7	4	0	1	1	0	12
* #22/19 TEXAS TECH	2/1/25	*	24:18	2-5	0-0	1-4	5-3	8	4	1	0	1	1	5
* OKLAHOMA STATE	2/4/25	*	24:58	2-6	0-0	3-4	4-5	9	3	3	3	2	1	7
* at Colorado	2/8/25	*	28:24	0-2	0-0	0-0	6-4	10	3	0	0	0	0	0
* rv/rv BAYLOR	2/10/25	*	27:23	3-4	0-0	0-0	5-3	8	1	1	0	1	0	6
* at #13/13 Arizona	2/15/25	*	21:38	4-7	0-0	0-0	1-4	5	4	0	0	1	1	8
* at Arizona State	2/18/25	*	7:41	2-3	0-0	0-0	0-1	1	5	0	2	1	0	4
* #8/8 IOWA STATE	2/22/25	*	19:45	1-3	0-0	0-0	1-1	2	4	0	2	1	2	2
* at #10/10 Texas Tech	2/24/25	*	20:47	4-5	0-0	0-1	0-3	3	5	2	1	1	1	8
* CINCINNATI	3/1/25	*	18:54	2-2	0-0	2-3	1-4	5	1	3	0	2	1	6
* KANSAS	3/3/25	*	27:16	2-5	0-1	1-2	3-4	7	1	0	2	2	2	5
* at Baylor	3/8/25	*	28:25	1-3	0-0	0-0	1-3	4	2	1	0	2	1	2
vs. (16) Colorado	3/13/25	*	28:19	4-6	0-0	2-4	4-5	9	2	1	0	3	1	10
vs. #17/18 (4) BYU	3/14/25	*	24:04	1-4	0-1	1-2	1-4	5	3	0	1	2	3	3
vs. rv/#24 (3) Arizona	3/15/25	*	17:44	1-1	0-0	0-0	1-5	6	5	0	2	3	1	2
vs. (16) SIUE	3/20/25	*	16:57	0-2	0-0	0-0	2-3	5	1	1	0	1	2	1
vs. #24/23 (8) Gonzaga	3/22/25	*	5-9	0-0	0-0	0-0	6-5	11	1	1	1	2	0	10
vs. #22/22 (4) Purdue	3/28/25	*	15:14	1-2	0-0	1-2	1-2	3	4	1	0	0	1	3
vs. #6/6 (2) Tennessee	3/30/25	*	24:39	3-7	0-0	0-0	4-5	9	1	2	0	0	0	6
vs. #1/1 (1) Duke	3/28/25	*	25:14	2-4	0-0	0-0	5-3	8	3	2	1	4	1	4
vs. #3/3 (1) Florida	4/5/25	*	15:56	2-3	0-0	1-2	2-2	4	5	0	1	0	2	5

TUGLER'S 2023-24 GAME-BY-GAME (25-3 • 12-3 Big 12)

Opponent	Date	GS	Min	FG-A	3FG-A	FT-A	Off-Def	Tot	PF	A	TO	Blk	Stl	Pts
ULM	11/6/23		12:25	1-2	0-0	0-0	4-2	6	3	1	1	1	0	2
TEXAS A&M-CORPUS CHRISTI	11/11/23		20:56	1-3	0-1	0-0	1-2	3	4	1	0	3	0	2
STETSON	11/13/23		15:38	1-2	0-0	0-0	1-3	4	2	1	0	1	2	2
vs. Towson	11/16/23		16:01	0-1	0-0	0-0	2-1	3	4	0	0	0	0	0
vs. Utah	11/17/23		10:01	1-1	0-0	2-6	1-0	1	3	0	0	0	1	4
vs. Dayton	11/19/23		11:11	1-1	0-0	1-2	0-1	1	3	0	0	1	0	3
MONTANA	11/24/23		17:12	1-2	0-0	1-2	0-2	2	2	0	0	2	1	3
at Xavier	12/1/23		12:39	3-4	0-0	0-0	3-3	6	5	0	1	2	1	6
RICE	12/6/23		13:47	3-3	0-0	1-2	2-0	2	3	0	3	1	4	7
JACKSON STATE	12/9/23		23:01	0-0	0-0	1-2	5-4	9	3	0	0	1	3	1
vs. rv/rv Texas A&M	12/16/23		21:25	2-4	0-0	0-0	3-2	5	3	1	0	3	0	4
TEXAS STATE	12/21/23		19:15	2-5	0-0	0-0	3-1	4	2	0	0	2	1	4
PENN	12/30/23	*	21:08	5-7	0-0	3-6	3-4	7	3	1	0	2	2	13
* WEST VIRGINIA	1/6/24		17:47	2-4	0-0	2-2	1-4	5	4	0	1	0	2	6
* at rv/rv Iowa State	1/9/24		17:03	1-1	0-0	1-2	1-4	5	5	0	1	0	0	3
* at rv/rv TCU	1/13/24		11:06	2-3	0-0	0-0	1-2	3	4	0	0	0	0	4
* #25/25 TEXAS TECH	1/17/24		12:40	1-2	0-0	0-0	0-5	5	4	0	1	0	1	2
* UCF	1/20/24		14:42	0-1	0-0	0-1	4-1	5	3	1	0	2	1	0
* at #21/19 BYU	1/23/24		10:58	1-3	0-0	1-4	1-3	4	2	0	1	1	1	3
* rv/rv KANSAS STATE	1/27/24		16:00	2-2	0-0	3-6	0-3	3	4	0	0	1	1	7
* at rv/rv Texas	1/29/24		19:22	2-4	0-0	0-0	4-1	5	3	0	0	2	0	4
* at #8/9 Kansas	2/3/24		33:47	3-7	0-0	2-2	5-3	8	3	0	2	1	2	8
* OKLAHOMA STATE	2/6/24		13:33	1-4	0-0	0-0	3-3	6	4	0	0	1	1	2
* at Cincinnati	2/10/24		19:36	2-3	0-0	1-2	1-2	3	3	2	0	2	0	5
* rv/- TEXAS	2/17/24		13:31	1-1	0-0	0-2	1-2	3	3	0	1	1	1	2
* #6/6 IOWA STATE	2/19/24		11:20	0-3	0-1	0-0	0-2	2	1	0	1	0	1	0
* at #11/11 Baylor	2/24/24		12:39	3-3	0-0	0-0	1-2	3	1	0	0	0	0	6
* CINCINNATI	2/27/24		9:38	1-2	0-0	0-0	2-0	2	1	0	0	0	0	2

Sat out for the remainder of the season with a foot injury



#7 MIŁOS UZAN

Guard

6-4 • 195 • Senior-1L

Las Vegas, Nev. (Oklahoma/Desert Pines HS)

Integrated Studies

X lossyuzan

CAREER HIGHS

Points

26, vs. Syracuse (11/24/25)

Field Goals Made

8, done five times; Most recently
vs. Syracuse (11/24/25)
8, vs. Providence (12/5/23)

Field Goal Attempts

17, vs. Lehigh (11/3/25)
17, vs. #22/22 (4) Purdue (3/28/25)

3-Point Field Goals Made

6, vs. #22/22 (4) Purdue (3/28/25)

3-Point Field Goal Attempts

9, vs. West Virginia (1/13/26)
9, vs. #22/22 (4) Purdue (3/28/25)

Free Throws Made

6, vs. Syracuse (11/24/25)

Free Throw Attempts

6, vs. Syracuse (11/24/25)
6, vs. #17/18 (4) BYU (3/14/25)

Rebounds

9, at #12/11 Kansas (1/25/25)
12, vs. Providence (12/5/23)

Offensive Rebounds

2, vs. Syracuse (11/24/25)
2, vs. Providence (12/5/23)
2, vs. Iowa State (1/4/23)

Defensive Rebounds

9, at #12/11 Kansas (1/25/25)
10, vs. Providence (12/5/23)

Assists

10, vs. New Orleans (12/13/25)
10, vs. Jackson State (11/4/24)
10, at TCU (1/10/24)

Steals

4, vs. Jackson State (11/4/24)
4, vs. Texas (1/23/24)
4, vs. Providence (12/5/23)

Blocked Shots

1, done five times; Most recently
at Cincinnati (1/3/26)
2, at Iowa State (2/28/24)
2, vs. Arkansas-Pine Bluff (11/30/23)
2, vs. Nebraska (11/24/22)

Minutes Played

41:20, at #12/11 Kansas (1/25/25)

indicates accomplished at Oklahoma

SENIOR (2025-26)

Made his season debut against Lehigh in season opener in Fertitta Center... Finished with 12 points, five rebounds, five assists and a steal in win over Mountain Hawks (11/3)... Finished with 11 points, three rebounds and a game-high six assists with only one turnover in more than 39 minutes in home win over Towson... Drained a 3-pointer at 14:32 mark in first half to move past 1,000 points in his total collegiate career (11/8)... Finished with 11 points and dished out a pair of assists in win over #22/25 Auburn during RxBenefits Battleground 2k25 inside Legacy Arena at The BJCC in Birmingham, Ala. (11/16)... Dished out a game-high six assists without a turnover and added eight points in home win over Rider (11/20)... Scored a career-high 26 points with a team-high six points in overtime to lead Cougars to win over Syracuse during first day of Players Era Championship inside MGM Grand Garden Arena in Las Vegas... Grabbed seven rebounds with three steals against the Orange (11/24)... Posted 17 points on 7-of-15 shooting and grabbed three rebounds with four assists against #17/16 Tennessee during second day of Players Era Championships inside MGM Grand Garden Arena in Las Vegas (11/25)... Scored 15 points with three 3-pointers and grabbed five rebounds with three assists in win over Notre Dame during final day of Players Era Championship inside MGM Grand Garden Arena in Las Vegas (11/26)... Led all players with eight assists and scored seven points with

three rebounds and a pair of steals in win over Florida State during Houston Hoops Showdown inside Toyota Center (12/6)... Led all player with 10 assists and no turnovers in home win over New Orleans... Added seven points with a pair of rebounds against the Privateers (12/13)... Finished with 13 points on 5-of-10 shooting and dished out four assists with a rebound in win over #14/14 Arkansas during Never Forget Tribute Classic inside Prudential Center in Newark, N.J. (12/20)... Totaled 18 points with four 3-pointers, three rebounds, two assists, one block and only one turnover in nearly 32 minutes in road win at Cincinnati (1/3)... Led all players with 17 points, thanks to five 3-pointers, and added three assists and a pair of rebounds in home win over West Virginia (1/13)... Finished with 16 points on 6-of-11 shooting and dished out three assists with three steals and a pair of rebounds in home win over Arizona State (1/18)... Posted 10 points with four rebounds and four assists in road win at TCU (1/28)... Led all players with 16 points and dished out five assists with three steals, two rebounds and only one turnover in home win over Cincinnati (1/31)... Tied for game-high honors with five assists and added eight points with three rebounds in road win at #16/14 BYU (2/7).

2025-26 GAME-by-GAME STATISTICS (22-2 • 10-1 Big 12)

Date	Opponent	GS	Min	FG-A	3FG-FGA	FT-FTA	OR-DR	Tot	PF	A	TO	Blk	Stl	Pts
11/3/25	LEHIGH	*	36:43	5-17	1-5	1-2	0-5	5	1	5	2	0	1	12
11/8/25	TOWSON	*	39:16	4-14	3-12	0-0	1-2	3	2	6	1	0	1	11
11/12/25	OAKLAND	*	25:52	1-6	1-5	0-0	1-2	3	1	3	1	0	2	3
11/16/25	vs. #22/25 Auburn	*	30:14	4-11	1-4	2-2	0-1	1	4	2	1	0	1	11
11/20/25	RIDER	*	23:48	3-8	1-5	1-1	0-2	2	0	6	0	0	0	8
11/24/25	vs. Syracuse	*	36:55	8-16	4-8	6-6	2-5	7	3	5	3	0	3	26
11/25/25	vs. #17/16 Tennessee	*	34:52	7-15	1-6	2-2	1-2	3	3	4	2	0	0	17
11/26/25	vs. Notre Dame	*	38:23	4-10	3-8	4-4	1-4	5	0	3	2	0	0	15
12/6/25	vs. Florida State	*	34:56	3-11	1-7	0-0	0-3	3	3	8	1	0	2	7
12/10/25	JACKSON STATE	*	29:02	3-8	0-4	0-1	0-1	1	1	4	3	0	1	6
12/13/25	NEW ORLEANS	*	29:00	2-8	1-3	2-2	0-2	2	0	10	0	0	0	7
12/20/25	vs. #14/14 Arkansas	*	38:53	5-10	2-4	1-4	0-1	1	2	4	1	1	0	13
12/29/25	MIDDLE TENNESSEE	*	32:23	2-8	1-5	3-4	0-2	2	0	0	1	0	2	8
1/3/26	* at Cincinnati	*	31:46	7-14	4-7	0-0	0-3	3	2	2	1	1	0	18
1/6/26	* #14/14 TEXAS TECH	*	34:32	2-12	0-3	3-5	0-1	1	2	0	3	0	0	7
1/10/26	* at Baylor	*	26:59	1-10	0-5	4-4	0-4	4	2	5	1	0	1	6
1/13/26	* WEST VIRGINIA	*	29:39	5-9	5-9	2-2	0-2	2	1	3	1	0	0	17
1/18/26	* ARIZONA STATE	*	32:32	6-11	4-7	0-0	1-1	2	0	3	2	0	3	16
1/24/26	* at #12/12 Texas Tech	*	38:19	2-6	2-4	0-0	0-1	1	1	2	2	0	2	6
1/28/26	* at TCU	*	38:34	3-9	2-6	2-2	0-4	4	1	4	2	0	0	10
1/31/26	* CINCINNATI	*	32:16	7-12	2-5	0-0	0-2	2	1	5	1	0	3	16
2/4/26	* rv/rv UCF	*	26:11	5-7	2-4	0-0	0-2	2	1	2	1	0	0	12
2/7/26	* at #16/14 BYU	*	39:59	2-10	2-5	2-3	1-2	3	3	5	1	0	1	8
2/10/26	* at Utah	*	23:46	4-8	1-4	0-0	0-0	0	1	2	2	0	1	9
2/14/26	* KANSAS STATE	---	---	---	---	---	---	---	---	---	---	---	---	---
2/16/26	* at Iowa State	---	---	---	---	---	---	---	---	---	---	---	---	---
2/21/26	* ARIZONA	---	---	---	---	---	---	---	---	---	---	---	---	---
2/23/26	* at Kansas	---	---	---	---	---	---	---	---	---	---	---	---	---
2/28/26	* COLORADO	---	---	---	---	---	---	---	---	---	---	---	---	---
3/4/26	* BAYLOR	---	---	---	---	---	---	---	---	---	---	---	---	---
3/7/26	* at Oklahoma State	---	---	---	---	---	---	---	---	---	---	---	---	---

CAREER STATISTICS

Year	W-L	GP-GS	MP	FG-FGA	Pct	3P-A	Pct	FT-FTA	Pct	Off-Def	Reb - Avg	PF-DQ	Ast	TO	Blk	Stl	Pts - Avg
2022-23 (OU)	15-17	32-24	909	94-200	.470	29-71	.408	26-34	.765	6-81	87-2.7	68-1	96	69	6	24	243-7.6
2023-24 (OU)	20-12	32-32	1,015	114-291	.392	34-115	.296	25-37	.676	8-101	109-3.4	51-1	139	65	9	38	287-9.0
2024-25	35-5	40-40	1,261	173-382	.453	62-145	.428	47-60	.783	14-108	122-3.1	80-3	170	57	3	36	455-11.4
2025-26	22-2	24-24	785	95-250	.380	44-135	.326	35-44	.795	8-54	62-2.6	35-0	93	35	2	24	269-11.2
UH Totals	57-7	64-64	2,046	268-632	.424	106-280	.379	82-104	.788	22-162	184-2.9	115-3	263	92	5	60	724-11.3
OU Totals	35-29	64-56	1,924	208-491	.424	63-186	.339	51-71	.718	14-182	196-3.1	119-2	235	134	15	62	530-8.3
Totals	92-36	128-120	3,976	476-1,123	.424	169-466	.363	133-175	.760	36-344	380-3.0	234-5	500	226	20	122	1,254-9.8

3 NCAA National Championship Game Appearances • 7 NCAA Final Four Appearances • 26 NCAA Tournaments • 22 Conference Championships • 2 NBA Draft No. 1 Overall Picks • 12 NBA Draft First-Round Selections

UZAN's 2024-25 GAME-BY-GAME (35-5 • 19-1 Big 12)

Opponent	GS	Min	FG-A	3FG-A	FT-A	O-D-T	PF	A	TO	Blk	Stl	Pts
JACKSON STATE	*	25:38	3-6	2-4	0-0	0-7-7	1	10	2	1	4	8
vs. #11/11 Auburn	*	31:27	5-10	0-1	0-0	1-1-2	5	4	3	0	0	10
LOUISIANA	*	21:12	5-9	2-3	1-1	0-4-4	0	5	0	0	2	13
rv/- HOFSTRA	*	21:32	1-5	0-2	2-2	1-4-5	0	6	2	0	0	4
vs. #9/9 Alabama	*	11:51	2-5	1-1	0-0	1-0-1	5	1	2	0	0	5
vs. Notre Dame	*	37:26	4-11	2-5	0-0	0-3-3	0	9	1	0	1	10
vs. San Diego State	*	36:00	4-9	2-3	0-0	0-2-2	5	3	3	0	0	10
BUTLER	*	24:46	6-11	1-3	0-0	1-1-2	4	3	1	0	2	13
TROY	*	20:57	1-7	0-2	0-1	1-0-1	1	5	0	0	0	2
TOLEDO	*	26:45	3-13	1-7	3-4	0-5-5	1	4	1	1	1	10
TEXAS A&M CORPUS CHRISTI	*	25:14	4-5	2-2	2-2	0-2-2	0	6	1	0	0	12
* at Oklahoma State	*	35:53	5-10	2-6	0-0	1-5-6	3	4	1	0	2	12
* BYU	*	31:04	2-9	2-6	1-2	0-2-2	0	8	0	0	2	7
* TCU	*	30:04	4-6	1-3	0-0	0-3-3	2	3	2	0	3	9
* at Kansas State	*	28:29	4-6	0-0	0-0	1-2-3	2	2	1	0	0	8
* rv/#25 WEST VIRGINIA	*	34:44	3-8	1-4	1-1	1-6-7	0	4	0	0	2	8
* at UCF	*	35:22	4-11	0-2	0-0	0-3-3	1	5	0	1	1	8
* UTAH	*	24:33	6-9	2-4	0-0	1-0-1	2	5	1	0	1	14
* at #12/11 Kansas	*	41:20	6-11	2-4	3-5	0-9-9	4	9	0	0	1	17
* at rv/rv West Virginia	*	37:33	4-10	2-4	0-0	0-0-0	4	2	2	0	1	10
* #22/19 TEXAS TECH	*	37:29	4-12	1-5	1-2	0-1-1	2	2	4	0	1	10
* OKLAHOMA STATE	*	35:54	6-10	3-4	2-2	0-2-2	3	5	0	0	0	17
* at Colorado	*	37:12	4-10	2-2	2-5	1-4-5	0	3	1	0	1	12
* rv/rv BAYLOR	*	34:10	4-9	1-5	3-4	0-2-2	2	6	0	0	2	12
* at #13/13 Arizona	*	38:06	8-12	1-1	2-2	0-2-2	1	1	1	0	3	19
* at Arizona State	*	34:06	3-9	3-6	0-0	0-3-3	3	5	1	0	0	9
* #8/8 IOWA STATE	*	36:14	7-10	3-5	2-2	0-4-4	2	1	4	0	1	19
* at #10/10 Texas Tech	*	34:57	8-15	3-4	3-4	1-1-2	2	2	3	0	2	22
* CINCINNATI	*	33:31	3-9	0-2	0-0	0-3-3	1	2	4	0	2	6
* KANSAS	*	22:58	4-10	2-4	0-0	0-0-0	3	2	1	0	0	10
* at Baylor	*	31:03	5-13	1-6	1-2	1-1-2	3	3	2	0	0	12
vs. (16) Colorado	*	27:51	5-8	2-3	2-2	0-2-2	2	1	3	0	0	14
vs. #17/18 (4) BYU	*	35:36	4-9	1-3	5-6	0-3-3	0	5	0	0	0	14
vs. rv/#24 (3) Arizona	*	36:48	8-16	4-6	5-5	0-4-4	4	4	0	0	0	25
vs. (16) SIUE	*	22:32	6-7	2-2	2-2	0-3-3	1	3	0	0	0	16
vs. #24/23 (8) Gonzaga	*	37:22	2-7	1-2	2-2	0-2-2	1	8	3	0	1	7
vs. #22/22 (4) Purdue	*	38:39	8-17	6-9	0-0	0-3-3	1	6	4	0	0	22
vs. #6/6 (2) Tennessee	*	34:10	3-9	0-2	0-0	0-3-3	2	3	1	0	1	6
vs. #1/1 (1) Duke	*	28:05	3-10	1-4	0-0	1-2-3	4	2	2	0	0	7
vs. #3/3 (1) Florida	*	34:59	2-9	0-4	2-2	1-4-5	3	1	1	0	0	6

UZAN's 2023-24 GAME-BY-GAME at OKLAHOMA (20-12 • 8-10 Big 12)

Opponent	GS	Min	FG-A	3FG-A	FT-A	O-D-T	PF	A	TO	Blk	Stl	Pts
CENTRAL MICHIGAN	*	30:31	2-6	1-2	1-2	0-2-2	2	4	4	1	0	6
MISSISSIPPI VALLEY STATE	*	26:59	3-10	1-5	0-0	0-3-3	0	3	1	0	1	7
TEXAS STATE	*	24:10	3-6	1-3	1-2	0-4-4	0	5	2	0	1	8
UTRIOGRANDE VALLEY	*	29:03	3-15	0-5	2-2	0-2-2	3	2	4	0	3	8
vs. Iowa	*	32:17	2-7	0-3	0-0	0-5-5	3	9	0	0	0	4
vs. USC	*	30:50	4-11	2-5	0-0	0-4-4	0	4	1	0	1	10
ARKANSAS-PINE BLUFF	*	29:51	3-8	3-7	0-0	0-2-2	2	8	1	2	1	9
PROVIDENCE	*	34:05	8-12	0-0	1-1	2-10-12	1	0	1	1	4	17
vs. Arkansas	*	32:53	4-10	1-4	2-2	0-2-2	2	2	3	0	3	11
GREEN BAY	*	24:23	2-7	0-3	0-0	0-3-3	0	4	3	0	3	4
vs. #11/13 North Carolina	*	32:17	4-8	1-3	1-4	1-4-5	0	2	2	1	0	10
CENTRAL ARKANSAS	*	29:28	1-4	0-1	1-2	0-3-3	1	2	0	0	3	3
MONMOUTH	*	29:28	3-6	2-5	2-2	0-1-1	3	8	1	0	1	10
rv/rv IOWA STATE	*	31:05	5-9	2-5	0-0	0-4-4	1	5	3	0	0	12
* at rv/rv TCU	*	36:10	6-12	1-3	0-0	0-7-7	1	10	1	1	0	13
* at #3/3 Kansas	*	31:52	6-13	2-5	1-1	0-1-1	1	3	1	0	0	15
* WEST VIRGINIA	*	35:43	3-7	1-4	1-2	0-4-4	1	5	2	0	0	8
* at Cincinnati	*	29:10	1-6	0-1	0-0	1-3-4	4	3	2	0	1	2
* rv/rv TEXAS	*	29:45	4-12	1-3	0-0	0-1-1	2	4	1	0	4	9
* #20/21 TEXAS TECH	*	30:14	5-14	2-5	1-2	1-1-2	4	5	0	0	0	13
* at Kansas State	*	35:30	0-4	0-2	2-2	0-4-4	0	8	2	0	2	2
* at UCF	*	30:16	2-8	1-3	0-0	0-2-2	3	2	4	0	0	5
* #21/19 BYU	*	33:36	6-12	2-6	2-2	0-5-5	1	4	1	0	0	16
* OKLAHOMA STATE	*	33:41	3-5	1-2	1-2	0-4-4	0	6	3	0	0	8
* at #12/13 Baylor	*	30:43	4-8	1-4	0-0	0-2-2	3	4	5	0	0	9
* #6/7 KANSAS	*	35:40	3-12	2-4	3-4	0-5-5	1	4	1	0	2	11
* at Oklahoma State	*	40:21	6-15	1-7	1-1	0-2-2	1	2	2	0	1	14
* at #8/6 Iowa State	*	34:39	3-9	2-3	0-0	0-4-4	2	3	5	2	1	8
* #1/1 HOUSTON	*	34:52	3-6	0-1	0-0	1-2-3	1	4	0	1	1	6
* CINCINNATI	*	24:04	1-10	0-2	0-0	1-1-2	5	3	4	0	1	2
* at Texas	*	32:42	5-10	1-5	1-1	1-2-3	1	7	1	0	1	12
vs. TCU	*	37:43	6-9	2-4	1-3	0-2-2	2	4	4	0	3	15

UZAN's 2022-23 GAME-BY-GAME at OKLAHOMA (15-17 • 5-13 Big 12)

Opponent	GS	Min	FG-A	3FG-A	FT-A	O-D-T	PF	A	TO	Blk	Stl	Pts
SAM HOUSTON	*	19:51	1-1	0-0	2-2	0-0-0	3	1	4	1	1	4
ARKANSAS-PINE BLUFF	*	28:29	4-5	1-1	2-2	0-2-2	2	2	3	0	3	11
UNCW	*	17:51	1-1	0-0	0-0	0-1-1	3	5	0	0	0	2
SOUTH ALABAMA	*	15:00	1-1	1-1	0-0	0-0-0	1	0	0	0	0	3
vs. Nebraska	*	14:23	1-3	0-0	0-0	0-0-0	1	0	0	2	0	2
vs. Seton Hall	*	21:40	1-4	0-1	2-2	1-0-1	1	5	0	0	2	4
vs. Mississippi	*	18:20	1-2	0-0	0-0	0-3-3	0	1	1	1	1	2
at Villanova	*	15:57	0-1	0-1	0-0	0-1-1	1	2	0	0	0	0
KANSAS CITY	*	28:31	5-6	1-2	0-0	0-1-1	0	5	3	0	2	11
vs. #9/8 Arkansas	*	34:11	7-11	1-2	0-1	0-2-2	4	5	1	0	0	15
CENTRAL ARKANSAS	*	25:27	0-4	0-1	0-0	0-4-4	1	9	2	0	0	0
vs. Florida	*	33:18	3-7	0-1	0-0	0-9-9	1	5	3	0	1	6
* #6/6 TEXAS	*	32:14	2-4	1-2	0-0	0-2-2	2	5	3	0	0	5
* #25/25 IOWA STATE	*	31:48	2-6	0-2	0-0	2-2-4	0	4	4	0	2	4
* at -/rv Texas Tech	*	36:32	7-10	2-2	2-2	0-3-3	3	3	4	0	1	18
* at #2/2 Kansas	*	35:05	4-8	1-3	2-2	0-5-5	5	1	1	0	0	11
* WEST VIRGINIA	*	38:02	5-7	1-3	0-2	0-9-9	4	5	4	1	1	11
* at #11/11 TCU	*	32:15	4-7	0-0	0-0	0-4-4	2	1	4	0	1	8
* #21/22 BAYLOR	*	27:59	2-5	1-3	0-0	1-1-2	2	4	2	0	1	5
* at #11/11 TCU	*	25:47	1-10	0-3	0-0	0-1-1	2	3	4	0	0	2
#2/2 ALABAMA	*	34:52	1-1	1-1	2-2	0-2-2	1	3	1	0	0	5
* OKLAHOMA STATE	*	27:36	4-10	1-5	2-2	0-4-4	3	1	1	0	0	11
* at rv/- West Virginia	*	23:36	1-8	0-3	0-0	0-3-3	3	2	3	0	0	2
* at #14/12 Baylor	*	29:33	4-11	3-6	0-1	0-3-3	2	0	3	0	1	11
* #9/8 KANSAS	*	30:43	3-8	0-2	0-0	1-1-2	4	0	5	0	3	6
* #12/14 KANSAS STATE	*	26:57	5-8	3-5	0-0	0-1-1	4	2	1	0	0	13
* at #6/5 Texas	*	39:54	6-11	1-3	2-3	0-2-2	3	4	3	0	2	15
* TEXAS TECH	*	36:06	3-7	2-4	2-2	0-2-2	2	1	2	0	2	10
* at #23/21 Iowa State	*	34:30	2-6	2-3	1-2	0-1-1	1	7	3	0	0	7
* at #11/11 Kansas State	*	33:41	7-16	3-5	3-3	0-3-3	4	5	0	0	0	20
* #22/22 TCU	*	33:04	4-6	1-3	3-4	0-6-6	0	2	2	0	0	12
vs. Oklahoma State	*	32:57	2-5	2-3	1-2	1-3-4	3	3	2	1	0	7



#3 RAMON WALKER Jr.

Guard

6-5 • 215 • r-Graduate-4L (RS '24-25)

Pearland, Texas (Shadow Creek HS)

2025 UH Graduate in Integrated Studies

Post-baccalaureate work in Health

@ramonwalkerjr X ramonwalker04

CAREER HIGHS

Points

13, at Temple (1/2/22)

Field Goals Made

4, done six times; Most recently
vs. Notre Dame (11/26/25)

Field Goal Attempts

10, at Temple (1/2/22)

3-Point Field Goals Made

3, done three times; Most recently
vs. Tulane (3/12/22)

3-Point Field Goal Attempts

6, vs. Tulane (2/2/22)
6, at Temple (1/2/22)

Free Throws Made

4, vs. #14/14 Arkansas (12/20/25)
4, vs. UCF (1/20/24)

Free Throw Attempts

6, vs. Jackson State (12/9/23)

Rebounds

7, vs. Texas A&M-Corpus Christi (11/11/23)
7, vs. ULM (11/6/23)
7, vs. rv/rv SMU (2/27/22)

Offensive Rebounds

4, vs. ULM (11/6/23)

Defensive Rebounds

6, at Tulsa (1/15/22)

Assists

2, done 10 times; Most recently
vs. New Orleans (12/13/25)

Steals

2, vs. Louisiana (11/13/24)
2, vs. Penn (12/30/23)
2, vs. Oklahoma State (12/18/21)

Blocked Shots

1, done seven times; Most recently
vs. Notre Dame (11/26/25)

Minutes Played

37:01, at Temple (1/2/22)

REDSHIRT SENIOR (2025-26)

Made his season debut against Lehigh in season opener in Fertitta Center... Finished with four rebounds, including three offensive boards, in win over Mountain Hawks (11/3)... Led Houston with six rebounds, including three offensive boards and added a pair of assists in home win over Oakland (11/12)... Snared four defensive rebounds with an assist and steal in home win over Rider (11/20)... Scored nine points, grabbed four rebounds, including two offensive boards, and dished out a pair of assists

in win over Notre Dame during final day of Players Era Championship inside MGM Grand Garden Arena in Las Vegas... With Houston leading by four and under 12 minutes remaining, snared key offensive rebound and laid it up and in while being fouled to extend Cougar lead against the Fighting Irish (11/26)... Scored six points and grabbed three rebounds with a pair of assists in home win over Jackson State (12/10)... Posted eight points with three rebounds and a pair of assists in home win over New Orleans (12/13)... Came off the bench to score 12 points, including two 3-pointers, and grabbed four rebounds in win over #14/14 Arkansas during Never Forget Tribute Classic inside Prudential Center in Newark, N.J. (12/20).

2025-26 GAME-by-GAME STATISTICS (20-2 • 10-1 Big 12)

Date	Opponent	GS	Min	FG-A	3FG-FGA	FT-FTA	OR-DR	Tot	PF	A	TO	Blk	Stl	Pts
11/3/25	LEHIGH		7:15	0-2	0-1	0-0	3-1	4	1	0	0	0	0	0
11/8/25	TOWSON		10:31	0-2	0-2	0-0	0-0	0	3	1	1	0	0	0
11/12/25	OAKLAND		15:06	0-1	0-1	0-0	3-3	6	1	2	0	0	0	0
11/16/25	vs. #22/25 Auburn	DNP – Coach's Decision												
11/20/25	RIDER		13:41	1-3	0-2	2-2	0-4	4	0	1	1	0	1	4
11/24/25	vs. Syracuse	DNP – Coach's Decision												
11/25/25	vs. #17/16 Tennessee		2:16	0-0	0-0	0-0	0-0	0	0	1	0	1	0	0
11/26/25	vs. Notre Dame		23:41	4-6	1-3	0-1	2-2	4	0	2	0	1	0	9
12/6/25	vs. Florida State		3:47	0-0	0-0	0-0	1-1	2	2	1	0	0	0	0
12/10/25	JACKSON STATE		13:19	1-5	1-3	3-4	1-2	3	0	2	1	0	0	6
12/13/25	NEW ORLEANS		14:54	3-4	2-2	0-0	0-3	3	1	2	0	0	0	8
12/20/25	vs. #14/14 Arkansas		27:12	3-6	2-4	4-4	1-3	4	1	0	1	0	0	12
12/29/25	MIDDLE TENNESSEE		18:38	1-4	1-2	0-0	2-1	3	0	0	0	0	0	3
1/3/26	* at Cincinnati		14:11	1-3	1-3	2-2	0-2	2	0	0	0	0	0	5
1/6/26	* #14/14 TEXAS TECH		4:40	0-0	0-0	0-0	0-0	0	0	0	0	0	0	0
1/10/26	* at Baylor		9:18	0-1	0-1	0-0	1-1	2	3	0	0	0	1	0
1/13/26	* WEST VIRGINIA		9:58	1-2	0-1	2-2	1-1	2	0	0	1	0	0	4
1/18/26	* ARIZONA STATE		7:35	1-2	0-0	0-0	0-0	0	0	0	1	0	0	2
1/24/26	* at #12/12 Texas Tech		17:45	1-4	0-3	0-0	2-2	4	3	0	0	0	0	2
1/28/26	* at TCU		21:46	1-2	1-1	3-4	1-1	2	2	1	1	0	1	6
1/31/26	* CINCINNATI		11:05	0-0	0-0	0-0	0-0	0	2	0	0	0	0	0
2/4/26	* rv/rv UCF		13:31	1-3	0-1	0-0	2-1	3	0	0	0	0	0	2
2/7/26	* at #16/14 BYU		9:54	0-1	0-1	0-0	1-0	1	1	0	0	0	0	0
2/10/26	* at Utah		10:50	0-1	0-1	1-2	0-4	4	0	0	0	0	0	1
2/14/26	* KANSAS STATE		---	---	---	---	---	---	---	---	---	---	---	---
2/16/26	* at Iowa State		---	---	---	---	---	---	---	---	---	---	---	---
2/21/26	* ARIZONA		---	---	---	---	---	---	---	---	---	---	---	---
2/23/26	* at Kansas		---	---	---	---	---	---	---	---	---	---	---	---
2/28/26	* COLORADO		---	---	---	---	---	---	---	---	---	---	---	---
3/4/26	* BAYLOR		---	---	---	---	---	---	---	---	---	---	---	---
3/7/26	* at Oklahoma State		---	---	---	---	---	---	---	---	---	---	---	---

CAREER STATISTICS

Year	W-L	GP-GS	MP	FG-FGA	Pct	3P-A	Pct	FT-FTA	Pct	Off-Def	Reb – Avg	PF-DQ	Ast	TO	Blk	Stl	Pts – Avg
2021-22	24-4	28-2	517	28-82	.341	17-62	.274	16-19	.842	22-53	75 – 2.7	46-0	14	15	3	10	89 – 3.2
2022-23	9-1	10-0	151	10-28	.357	4-15	.267	5-7	.714	7-18	25 – 2.5	16-1	4	6	0	2	29 – 2.9
2023-24	23-4	27-0	297	14-41	.341	7-23	.304	18-28	.643	29-49	78 – 2.9	30-0	9	8	0	9	53 – 2.0
2024-25	6-2	8-0	92	6-12	.500	2-4	.500	2-3	.667	6-13	19 – 2.4	5-0	0	1	2	2	16 – 2.0
2025-26	20-2	22-0	281	19-53	.358	9-32	.281	17-21	.810	21-32	53 – 2.4	20-0	13	7	2	3	64 – 2.9
Totals	82-13	95-2	1,338	77-216	.356	39-136	.287	58-78	.744	85-165	250 – 2.6	117-1	40	37	7	26	251 – 2.6

3 NCAA National Championship Game Appearances • 7 NCAA Final Four Appearances • 26 NCAA Tournaments • 22 Conference Championships • 2 NBA Draft No. 1 Overall Picks • 12 NBA Draft First-Round Selections

WALKER Jr.'s 2024-25 GAME-BY-GAME (6-2 • 0-0 Big 12)

Opponent	GS	Min	FG-A	3FG-A	FT-A	O-D-T	PF	A	TO	Blk	Stl	Pts
JACKSON STATE	18:34	4-6	1-2	1-1	0-4-4	0	0	0	0	0	0	10
vs. #11/11 Auburn	1:57	0-0	0-0	0-0	0-0-0	1	0	0	0	0	0	0
LOUISIANA	16:26	1-2	0-1	0-0	2-3-5	0	0	0	0	0	2	2
rv/- HOFSTRA	14:35	1-2	1-1	0-0	0-3-3	1	0	1	1	0	3	3
vs. #9/9 Alabama	7:08	0-0	0-0	0-0	2-1-3	1	0	0	0	0	0	0
vs. Notre Dame	4:35	0-0	0-0	0-0	0-0-0	0	0	0	0	0	0	0
vs. San Diego State	DNP – Coach's Decision											
BUTLER	18:12	0-0	0-0	0-0	2-1-3	2	0	0	0	0	0	2
TROY	10:56	0-2	0-0	1-2	0-1-1	0	0	0	1	0	1	1

Sat out for the remainder of the season with hand injury

WALKER Jr.'s 2023-24 GAME-BY-GAME (23-4 • 10-3 Big 12)

Opponent	GS	Min	FG-A	3FG-A	FT-A	O-D-T	PF	A	TO	Blk	Stl	Pts
ULM		16:36	1-3	1-2	2-2	4-3-7	2	2	0	0	0	5
TEXAS&M-CORPUSCHRISTI		13:37	3-6	2-3	0-2	2-5-7	2	0	0	0	1	8
STETSON		13:48	1-1	0-0	0-0	1-2-3	3	1	1	0	0	2
vs. Towson		6:18	0-2	0-0	0-0	2-2-4	2	0	1	0	0	0
vs. Utah	DNP – Coach's Decision											
vs. Dayton		1:38	0-0	0-0	2-2	0-0-0	0	0	0	0	0	2
MONTANA		17:58	0-2	0-1	1-2	2-2-4	1	1	0	0	0	1
at Xavier		1:34	0-0	0-0	0-0	0-0-0	2	0	0	0	0	0
RICE		10:08	1-2	0-0	0-1	1-2-3	0	0	0	0	0	2
JACKSON STATE		8:51	0-0	0-0	3-6	1-1-2	1	0	1	0	1	3
vs. rv/rv Texas A&M	DNP – Coach's Decision											
TEXAS STATE		20:33	2-6	0-3	0-0	2-4-6	4	1	1	0	1	4
PENN		24:19	0-2	0-2	0-0	3-3-6	3	1	0	0	2	0
* WEST VIRGINIA		14:27	2-2	1-1	0-0	1-4-5	1	0	0	0	1	5
* at rv/rv Iowa State		5:28	0-0	0-0	0-0	0-1-1	0	0	1	0	0	0
* at rv/rv TCU		5:12	0-1	0-1	0-0	0-1-1	2	0	0	0	0	0
* #25/25 TEXAS TECH		10:06	1-4	1-3	0-0	3-1-4	0	0	0	0	0	3
* UCF		18:38	1-1	1-1	4-5	1-2-3	1	2	1	0	0	7
* at #21/19 BYU		6:36	0-0	0-0	0-0	0-1-1	0	0	0	0	0	0
* rv/rv KANSAS STATE		11:58	0-1	0-0	1-2	0-1-1	1	0	0	0	0	1
* at rv/rv Texas		4:12	0-0	0-0	0-0	0-1-1	1	0	0	0	0	0
* at #8/9 Kansas		3:38	0-1	0-1	0-0	0-0-0	0	0	0	0	0	0
* OKLAHOMA STATE		22:05	0-0	0-0	0-0	2-4-6	0	1	0	0	0	0
* at Cincinnati		3:57	0-0	0-0	0-0	0-1-1	0	0	0	0	0	0
* rv/- TEXAS		11:41	0-1	0-1	2-2	1-3-4	0	0	0	0	0	2
* #6/6 IOWA STATE		9:24	0-1	0-1	2-2	0-1-1	0	0	0	1	0	2
* at #11/11 Baylor		DNP – Injury										
* CINCINNATI		DNP – Injury										
* at rv/rv Oklahoma		DNP – Injury										
* at UCF		DNP – Injury										
* #14/15 KANSAS		DNP – Injury										
vs. (8) TCU		DNP – Injury										
vs. #25/23 (4) Texas Tech		DNP – Injury										
vs. #7/8 (2) Iowa State		DNP – Injury										
vs. (16) Longwood		14:04	0-1	0-0	1-2	2-0-2	3	0	0	0	2	2
vs. (9) Texas A&M		7:06	1-1	0-0	0-0	1-1-2	1	0	0	0	0	2
vs. #13/14 (4) Duke		13:16	1-3	1-3	0-0	0-3-3	0	0	1	0	0	3

WALKER Jr.'s 2022-23 GAME-BY-GAME (9-1 • 1-0 American)

Opponent	GS	Min	FG-A	3FG-A	FT-A	O-D-T	PF	A	TO	Blk	Stl	Pts
NORTHERN COLORADO	13:38	1-2	1-2	0-0	0-1-1	3	2	0	0	0	0	3
vs. Saint Joseph's	18:09	3-6	2-4	1-2	2-2-4	5	0	0	0	1	9	9
ORAL ROBERTS	20:20	0-1	0-1	0-0	2-4-6	1	0	2	0	0	0	0
TEXAS SOUTHERN	17:47	3-6	1-3	0-0	1-3-4	2	1	0	0	0	1	7
at rv/rv Oregon	7:18	0-0	0-0	2-3	0-0-0	0	0	0	0	0	0	2
KENT STATE	DNP – Illness											
NORFOLK STATE	DNP – Illness											
vs. -/rv Saint Mary's (Calif)	DNP – Coach's Decision											
NORTH FLORIDA	21:05	0-4	0-3	2-2	0-3-3	2	0	2	0	0	0	2
#8/10 ALABAMA	16:33	0-2	0-1	0-0	1-3-4	3	0	0	0	0	0	3
NORTH CAROLINA A&T	10:18	3-5	0-0	0-0	0-1-1	0	0	2	0	0	0	6
at #2/2 Virginia	DNP – Coach's Decision											
MCNEESE	15:36	0-1	0-0	0-0	1-0-1	0	1	0	0	0	0	0
* at Tulsa	9:52	0-1	0-1	0-0	0-1-1	0	0	0	0	0	0	0

Sat out for the remainder of the season

WALKER Jr.'s 2021-22 GAME-BY-GAME (24-4 • 15-3 American)

Opponent	GS	Min	FG-A	3FG-A	FT-A	O-D-T	PF	A	TO	Blk	Stl	Pts
HOFSTRA	DNP – Coach's Decision											
RICE	DNP – Injury											
rv/#25 VIRGINIA	DNP – Injury											
vs. Butler	DNP – Injury											
vs. Wisconsin	DNP – Injury											
vs. rv/#23 Oregon	DNP – Injury											
NORTHWESTERN STATE	DNP – Injury											
BRYANT	DNP – Injury											
ALCORN STATE	DNP – Injury											
at #9/9 Alabama	DNP – Injury											
LOUISIANA	7:09	0-3	0-2	0-0	0-0-0	1	0	0	0	0	0	0
vs. Oklahoma State	17:25	0-0	0-0	3-4	0-1-1	1	0	1	0	2	3	3
TEXAS STATE	22:39	2-4	1-3	0-0	1-4-5	1	1	0	0	0	0	5
* CINCINNATI	Postponed											
* at Temple	* 37:01	4-10	3-6	2-2	1-2-3	0	0	1	0	1	13	13
* at South Florida	19:11	0-4	0-4	0-0	0-1-1	1	1	1	0	0	0	0
* WICHITA STATE	12:20	1-4	1-4	2-2	0-1-1	1	1	0	0	0	1	5
* at Tulsa	30:45	1-5	0-4	0-0	0-6-6	4	1	1	0	0	2	2
* SOUTH FLORIDA	* 22:27	1-7	0-5	0-0	2-3-5	3	2	0	0	0	0	2
* EAST CAROLINA	17:01	1-2	1-2	0-0	1-5-6	4	0	0	0	0	3	3
* at UCF	9:28	1-1	0-0	0-0	0-0-0	3	0	0	0	1	2	2
* TULANE	25:21	4-9	1-6	2-2	3-1-4	2	0	1	0	0	11	11
* at Cincinnati	20:33	0-2	0-2	0-0	0-1-1	1	1	0	0	0	0	0
* at -/rv SMU	13:08	0-0	0-0	0-0	0-1-1	1	0	1	0	0	0	0
* MEMPHIS	11:04	0-1	0-1	0-0	1-0-1	0	0	0	0	0	0	0
* UCF	13:15	2-2	2-2	2-3	0-1-1	2	0	1	0	1	8	8
* at Wichita State	31:09	4-6	3-5	0-0	2-0-2	2	0	1	1	0	11	11
* at Tulane	20:02	1-4	1-4	0-0	1-4-5	1	2	0	0	0	3	3
* rv/rv SMU	22:10	0-1	0-1	0-1	2-5-7	3	0	0	0	0	0	0
* CINCINNATI	19:07	0-3	0-2	0-0	0-1-1	3	0	2	1	0	0	0
* TEMPLE	13:12	0-0	0-0	0-0	3-1-4	0	0	1	0	0	0	0
* at Memphis	12:52	0-1	0-1	0-0	1-2-3	2	1	2	0	1	0	0
vs. Cincinnati	13:06	0-0	0-0	3-3	0-1-1	2	1	0	0	0	3	3
vs. Tulane	23:19	4-7	3-4	0-0	1-5-6	1	1	1	0	1	11	11
vs. Memphis	19:40	0-2	0-2	0-0	1-0-1	0	0	1	0	0	0	0
vs. UAB	16:28	0-1	0-1	2-2	2-4-6	3	2	0	0	1	2	2
vs. #19/16 Illinois	11:55	0-0	0-0	0-0	0-0-0	1	0	0	0	0	0	0
vs. #2/2 Arizona	26:30	2-3	1-2	0-0	0-3-3	2	0	0	1	1	5	5
vs. #6/5 Villanova	8:45	0-0	0-0	0-0	0-0-0	1	0	0	0	0	0	0

THE LAST TIME...

A TEAM...

Poll Rankings

Was ranked in one national poll

#3 (1,275 pts.), Associated Press (Feb. 9, 2026)
#3 (667pts.), USA TODAY Sports Coaches (Feb. 9, 2026)
Was ranked in both national polls
#3 (1,275 pts.), Associated Press (Feb. 9, 2026)
#3 (667pts.), USA TODAY Sports Coaches (Feb. 9, 2026)

Received points in one national poll

#3 (1,275 pts.), Associated Press (Feb. 9, 2026)
#3 (667pts.), USA TODAY Sports Coaches (Feb. 9, 2026)
Received points in both national polls
#3 (1,275 pts.), Associated Press (Feb. 9, 2026)
#3 (667pts.), USA TODAY Sports Coaches (Feb. 9, 2026)

Received 50+ first-place votes in one national poll

52, Associated Press (March 11, 2024)

Received 40+ first-place votes in one national poll

52, Associated Press (March 11, 2024)

Received 35+ first-place votes in one national poll

52, Associated Press (March 11, 2024)

Received 30+ first-place votes in one national poll

52, Associated Press (March 11, 2024)

Received 20+ first-place votes in one national poll

52, Associated Press (March 11, 2024)
29, USA TODAY Sports Coaches (March 11, 2024)

Received 10+ first-place votes in one national poll

12, Associated Press (Nov. 17, 2025)
12, USA TODAY Sports Coaches (Preseason 2025-26)

Received 10+ first-place votes in both national polls

18, Associated Press (Nov. 10, 2025)
12, USA TODAY Sports Coaches (Preseason 2025-26)

Received 5+ first-place votes in one national poll

12, Associated Press (Nov. 17, 2025)
9, USA TODAY Sports Coaches (Nov. 17, 2025)

Received 5+ first-place votes in both national polls

12, Associated Press (Nov. 17, 2025)
9, USA TODAY Sports Coaches (Nov. 17, 2025)

Received a first-place vote in one national poll

4, Associated Press (Nov. 24, 2025)
2, USA TODAY Sports Coaches (Nov. 24, 2025)

Received a first-place vote in both national polls

4, Associated Press (Nov. 24, 2025)
2, USA TODAY Sports Coaches (Nov. 24, 2025)

NET Rankings

Was ranked #1 in NET ranking

#1, through March 17, 2024

Was ranked in Top Five in NET ranking

#2, through April 7, 2025 (Final)

Was ranked in Top 10 in NET ranking

#6, through Feb. 8, 2026

Was ranked in Top 25 in NET ranking

#6, through Feb. 8, 2026

vs. Ranked Teams

Played a ranked team

W, 77-66, at #16/14 BYU (2/7/26)

Beat a ranked team at home

W, 69-65, vs. #14/14 Texas Tech, (1/6/26)

Beat a ranked team on road

W, 77-66, at #16/14 BYU (2/7/26)

Beat a ranked team at neutral site

W, 94-85, vs. #14/14 Arkansas, Never Forget Tribute Classic (12/20/25)

Lost to a ranked team at home

L, 65-71, vs. #8/10 Alabama (12/10/22)

Lost to a ranked team on road

L, 86-90, at #12/12 Texas Tech (1/24/26)

Lost to a ranked team at neutral site

L, 73-76, vs. #17/16 Tennessee, Players Era Championship, Second Day (11/25/25)

Winning Streaks

Won 5+ straight games

5 (1/28/26 – present)

Won 10+ straight games

11 (11/26/25 – 1/24/26)

Won 15+ straight games

18 (2/4 – 4/7/25)

Won 20+ straight games

26 (12/17/82 – 4/4/83)

Won 25+ straight games

26 (12/17/82 – 4/4/83)

Won 30+ straight games

32 (3/25/67 – 3/16/68)

Losing Streaks

Lost 5+ straight games

7 (2/5/ – 3/1/15)

Lost 10+ straight games

11 (1/31 – 3/4/98)

Buzzer Beaters

Won on buzzer beater

UH: 62-60, laupy from left side, by Milos Uzan, vs. #22/22 (4) Purdue, NCAA Tournament Midwest Regional, Sweet 16 (3/28/25) (0.9 secs left on clock)
67-65, 18-foot jumper to right of free throw line, by Jamal Shead, at Memphis (3/5/23) (no time left on clock)

Opp: 72-71, jumper by T.J. Haws from right wing, bounced off rim and in, vs. BYU (11/15/19) (no time left on clock)

Margin of Victory

Won by 20+ Points

UH: (24) 79-55, vs. rv/rv UCF (2/4/26)
Opp: (28) 41-69, vs. #7/8 (2) Iowa State, Phillips 66 Big 12 Championship Title Game (3/16/24)

Won by 25+ Points

UH: (30) 103-73, vs. Arizona State (1/18/26)
Opp: (28) 41-69, vs. #7/8 (2) Iowa State, Phillips 66 Big 12 Championship Title Game (3/16/24)

Won by 30+ Points

UH: (30) 103-73, vs. Arizona State (1/18/26)
Opp: (37) 43-80, at rv/rv UConn (1/30/14)

Won by 35+ Points

UH: (42) 99-57, vs. New Orleans (12/13/25)
Opp: (37) 43-80, at rv/rv UConn (1/30/14)

Won by 40+ Points

UH: (42) 99-57, vs. New Orleans (12/13/25)
Opp: (47) 63-110, at Washington (12/24/04)

Won by 45+ Points

UH: (46) 91-45, vs. Rider (11/20/25)
Opp: (47) 63-110, at Washington (12/24/04)

Won by 50+ Points

UH: (57) 97-40, vs. Jackson State (11/4/24)
Opp: Has not happened

Won by 55+ Points

UH: (57) 97-40, vs. Jackson State (11/4/24)
Opp: Has not happened

Won by 60+ Points

UH: (67) 111-44, vs. Bryant (12/3/21)
Opp: Has not happened

Won by 65+ Points

UH: (67) 111-44, vs. Bryant (12/3/21)
Opp: Has not happened

Won by 70+ Points

UH: (77) 158-81, vs. Valparaiso (2/24/68)
Opp: Has not happened

Won by 75+ Points

UH: (77) 158-81, vs. Valparaiso (2/24/68)
Opp: Has not happened

Scored 100 points and lost

L, 101-102 (20T), at Louisiana (1/13/88)

in Overtime

Played an overtime game

W, 78-74 (OT), vs. Syracuse, Players Era Championship, First Day (11/24/25)

Played a double-overtime game

W, 92-86 (20T), at #12/11 Kansas (1/25/25)

Played a triple-overtime game

L, 92-101, at Tulsa (2/16/13)

Played a quadruple-overtime game

L, 77-78 (40T), at TCU (2/17/81)

Total Points

Scored 150+ points

UH: W, 158-81, vs. Valparaiso (2/24/68)
Opp: Has not happened

Scored 140+ points

UH: W, 145-78, vs. Texas Lutheran (12/8/81)
Opp: Has not happened

Scored 130+ points

UH: W, 131-62, vs. Florida Tech (11/22/05)
Opp: Has not happened

Scored 120+ points

UH: W, 131-62, vs. Florida Tech (11/22/05)
Opp: L, 101-121, at Bowling Green (3/1/75)

Scored 110+ points

UH: W, 111-44, vs. Bryant (12/3/21)
Opp: L, 99-112, at Nevada (11/21/09)

Scored 100+ points

UH: W, 103-73, vs. Arizona State (1/18/26)
Opp: W, 100-95, vs. (9) Texas A&M, NCAA Tournament South Region Round of 32, (3/24/24)

Scored 95+ points

UH: W, 103-73, vs. Arizona State (1/18/26)
Opp: W, 100-95, vs. (9) Texas A&M, NCAA Tournament South Region Round of 32, (3/24/24)

Scored 60 or fewer points

UH: L, 51-54, vs. #13/14 (4) Duke, NCAA Tournament Sweet 16 (3/29/24)
Opp: W, 66-52, at Utah (2/10/26)

Scored 55 or fewer points

UH: L, 51-54, vs. #13/14 (4) Duke, NCAA Tournament Sweet 16 (3/29/24)
Opp: W, 66-52, at Utah (2/10/26)

Scored 50 or fewer points

UH: L, 41-69, vs. #7/8 (2) Iowa State, Phillips 66 Big 12 Championship Title Game (3/16/24)
Opp: W, 77-48, at West Virginia (1/13/26)

Scored 45 or fewer points

UH: L, 41-69, vs. #7/8 (2) Iowa State, Phillips 66 Big 12 Championship Title Game (3/16/24)
Opp: W, 80-38, vs. Jackson State (12/10/25)

Scored 40 or fewer points

UH: L, 39-42, vs. Oklahoma City (12/15/51)
Opp: W, 80-38, vs. Jackson State (12/10/25)

Scored 35 or fewer points

UH: L, 34-43, vs. Louisiana (12/10/47)
Opp: W, 84-31, vs. ULM (11/6/23)

Points in a Half

Scored 50+ points in a half

UH: 56 (1st), vs. Arizona State (1/18/26) (W, 103-73)
Opp: 55 (1st), at #12/12 Texas Tech (1/24/26) (L, 86-90)

Scored 50+ points in both halves

UH: 52 (1st), 59 (2nd) vs. Bryant (12/3/21) (W, 111-44)
Opp: 55 (1st), at #12/12 Texas Tech (1/24/26) (L, 86-90)

Scored 55+ points in a half

UH: 56 (1st), vs. Arizona State (1/18/26) (W, 103-73)
Opp: 55 (1st), at #12/12 Texas Tech (1/24/26) (L, 86-90)

Scored 55+ points in both halves

UH: 56 (1st, 2nd), vs. Houston Baptist (11/26/19) (W, 112-73)

Scored 60+ points in a half

UH: 60 (2nd), vs. Northwestern State (11/30/21) (W, 99-58)
Opp: 64, by Marshall, at C-USA Championship (3/9/11)

Scored 60+ points in both halves

UH: 69 (1st); 62 (2nd), vs. Florida Tech (11/22/05) (W, 131-62)
Opp: Has not happened

Scored 65+ points in a half

UH: 65 (2nd), at Rice (11/19/19) (W, 97-89)
Opp: 66 (2nd), by Purdue (Indianapolis) (12/10/93) (L, 90-114)

Scored 65+ points in both halves

UH: 74 (1st); 84 (2nd), vs. Valparaiso (W, 158-81)
Opp: Has not happened

Scored 70+ points in a half

UH: 84 (2nd), vs. Valparaiso (2/24/68) (W, 158-81)
Opp: Has not happened

Scored 70+ points in both halves

UH: 74 (1st); 84 (2nd), vs. Valparaiso (W, 158-81) (2/24/68)
Opp: Has not happened

THE LAST TIME...

Scored 75+ points in a half

UH: 84 (2nd), vs. Valparaiso (2/24/68)
(W, 158-81)

Opp: Has not happened

Scored 80+ points in a half

UH: 84 (2nd), vs. Valparaiso (2/24/68 (W, 158-81)

Opp: Has not happened

Scored 85+ points in a half

UH: 85 (1st), vs. Texas Wesleyan (2/22/66)
(W, 152-108)

Opp: Has not happened

Scored 25 points or fewer in a half

UH: 18 (1st), vs. rv/Hofstra (11/22/24)
(W, 80-44)

Opp: 25 (1st), at Utah (2/10/26) (W, 66-52)

Scored 20 points or fewer in a half

UH: 18 (1st), vs. rv/Hofstra (11/22/24)
(W, 80-44)

Opp: 19 (1st), vs. rv/UCF (2/4/26) (W, 79-55)

Scored 15 points or fewer in a half

UH: 15, (1st), at Southern Miss (1/13/12)
(L, 54-73)

Opp: 11 (1st), vs. Troy (12/10/24) (W, 62-42)
Houston school record

Scored 10 points or fewer in a half

UH: 10 (2nd), vs. rv/rv Tulsa (2/5/15) (L, 44-57)

Opp: Has not happened

Field Goal Percentage

Shot 70+ percent from field

UH: 70.0 (35-50), vs. Tennessee State (12/30/01)
(W, 91-60)

Opp: Has not happened

Shot 65+ percent from field

UH: 66.7 (35-64), vs. East Carolina (2/25/18)
(W, 109-58)

Opp: 68.9 (31-45), at #8/9 Kansas (2/3/23)
(L, 67-78)

Shot 60+ percent from field

UH: 62.0 (44-71), vs. Bryant (12/3/21)
(W, 111-44)

Opp: 68.9 (31-45), at #8/9 Kansas (2/3/23)
(L, 67-78)

Shot 55 percent+ from field

UH: 56.3 (40-71), vs. Arizona State (1/18/26)
(W, 103-73)

Opp: 57.9 (22-38), vs. rv/rv Baylor (2/10/25)
(W, 76-65)

Shot 50 percent+ from field

UH: 54.7 (35-64), vs. rv/rv UCF (2/4/26)
(W, 79-55)

Opp: 50.0 (26-52), vs. #24/23 (8) Gonzaga,
NCAA Tournament Midwest Region
Second Round (3/22/25) (W, 81-76)

Shot 35 percent or less from field

UH: 33.9 (20-59), vs. Notre Dame, Players Era
Championship, Final Day (11/26/25)(W, 66-56)

Opp: 29.5 (13-44), vs. Jackson State (12/10/25)
(W, 80-38)

Shot 30 percent or less from field

UH: 26.8 (15-56), vs. #7/8 (2) Iowa State,
Phillips 66 Big 12 Championship Title Game
(3/16/24) (L, 41-69)

Opp: 29.5 (13-44), vs. Jackson State (12/10/25)
(W, 80-38)

Shot 25 percent or less from field

UH: 23.8 (15-63), vs. Kent State (11/26/22)
(W, 49-44)

Opp: 24.0 (12-50), vs. Troy (12/10/24) (W, 62-42)

Shot 20 percent or less from field

UH: TBD

Opp: 15.9 (7-44), vs. UCF (1/20/24) (W, 57-42)

3-Point Field Goals Made

Made 19+ 3-pointers

UH: 19, vs. Florida Tech (Nov. 22, 2005)
(W, 131-62)

Opp: Has not happened

Made 18+ 3-pointers

UH: 18, vs. East Carolina (2/25/18) (W, 109-58)

Opp: Has not happened

Made 17+ 3-pointers

UH: 18, vs. Norfolk State (11/29/22) (W, 100-52)

Opp: Has not happened

Made 16+ 3-pointers

UH: 16, vs. BYU (1/4/25) (W, 86-55)

Opp: Has not happened

Made 15+ 3-pointers

UH: 16, vs. BYU (1/4/25) (W, 86-55)

Opp: 15, at #18/14 Louisville (1/16/14) (L, 52-91)

Made 14+ 3-pointers

UH: 16, vs. BYU (1/4/25) (W, 86-55)

Opp: 14, vs. Vermont, Gulf Coast Showcase
Championship (11/23/16) (W, 72-71)

Made 13+ 3-pointers

UH: 16, vs. BYU (1/4/25) (W, 86-55)

Opp: 13, vs. Lamar (11/25/20)

Made 12+ 3-pointers

UH: 12, vs. Arizona State (1/18/26) (W, 103-73)

Opp: 12, vs. #22/19 Texas Tech (2/1/25)
(L, 81-82 OT)

Made 11+ 3-pointers

UH: 11, at #12/12 Texas Tech (1/24/26) (L, 86-90)

Opp: 12, at #12/12 Texas Tech (1/24/26) (L, 86-90)

Made 10+ 3-pointers

UH: 11, at #12/12 Texas Tech (1/24/26) (L, 86-90)

Opp: 10, vs. Cincinnati (1/31/26) (W, 76-54)

Made 3 or fewer 3-pointers

UH: 3, vs. rv/rv UCF (2/4/26) (W, 79-55)

Opp: 3, vs. Oakland (11/12/25) (W, 75-48)

Made 2 or fewer 3-pointers

UH: 2, vs. #13/14 (4) Duke,
NCAA Tournament Sweet 16 (3/29/24)
(L, 51-54)

Opp: 2, at Utah (2/10/26) (W, 66-52)

Made 1 or fewer 3-pointers

UH: 1, vs. #6/5 Villanova, NCAA Tournament
Elite Eight (3/26/22) (L, 44-50)

Opp: 1, vs. Norfolk State (11/29/22) (W, 100-52)

Did not make a 3-pointer

UH: vs. Saint Louis (3/7/01), C-USA Tournament
(L, 65-78)

Current streak of 819 straight games through Feb. 11, 2026

Opp: at Tulsa (1/4/15) (L, 54-72)

Current streak of 393 straight games through Feb. 11, 2026

3-Point Field Goal Attempts

Attempted 40+ 3-pointers

UH: 42, at UCF (2/2/08) (W, 84-81)

Opp: 43, vs. Hofstra (11/9/21) (W, 83-75 OT)

Attempted 35+ 3-pointers

UH: 35, at West Virginia (1/13/26) (W, 77-48)

Opp: 38, at #21/19 BYU (1/23/24) (W, 75-68)

Attempted 30+ 3-pointers

UH: 35, at West Virginia (1/13/26) (W, 77-48)

Opp: 32, vs. Florida State, Houston Hoops
Showdown (12/6/25) (W, 82-67)

Attempted 25+ 3-pointers

UH: 26, at Utah (2/10/26) (W, 66-52)

Opp: 29, at #12/12 Texas Tech (1/24/26) (L, 86-90)

Attempted 20+ 3-pointers

UH: 26, at Utah (2/10/26) (W, 66-52)

Opp: 22, at #16/14 BYU (2/7/26) (W, 77-66)

Attempted 15+ 3-pointers

UH: 26, at Utah (2/10/26) (W, 66-52)

Opp: 17, at Utah (2/10/26) (W, 66-52)

3-Point Field Goal Percentage

Shot 60 percent or higher from 3-pt line

UH: 60.0 (12-20), vs. Jackson State (11/4/24)
(W, 97-40)

Opp: 60.0 (9-15), vs. rv/rv Baylor (2/10/25)
(W, 76-65)

Shot 50 percent or higher from 3-pt line

UH: 50.0 (8-16), vs. #24/23 (8) Gonzaga,
NCAA Tournament Midwest Region
Second Round (3/22/25) (W, 81-76)

Opp: 60.0 (9-15), vs. rv/rv Baylor (2/10/25)
(W, 76-65)

Shot 45 percent or higher from 3-pt line

UH: 48.0 (12-25), vs. Arizona State (1/18/26)
(W, 103-73)

Opp: 45.0 (9-20), vs. #24/23 (8) Gonzaga,
NCAA Tournament Midwest Region
Second Round (3/22/25) (W, 81-76)

Shot 40 percent or higher from 3-pt line

UH: 48.0 (12-25), vs. Arizona State (1/18/26)
(W, 103-73)

Opp: 43.5 (10-23), vs. Cincinnati (1/31/26)
(W, 76-54)

Shot 30 percent or higher from 3-pt line

UH: 34.6 (9-26), at Utah (2/10/26) (W, 66-52)

Opp: 36.4 (8-22), at #16/14 BYU (2/7/26)
(W, 77-66)

Shot 20 percent or less from 3-pt line

UH: 15.8 (3-19), vs. rv/rv UCF (2/4/26) (W, 79-55)

Opp: 11.8 (2-17), at Utah (2/10/26) (W, 66-52)

Shot 10 percent or less from 3-pt line

UH: 5.0 (1-20), vs. #6/5 Villanova,
NCAA Tournament Elite Eight (3/26/22) (L, 44-50)

Opp: 8.3 (2-24), vs. (16) SIUE, NCAA Tournament
Midwest Region First Round (3/20/25)
(W, 78-40)

Free Throws Made

Made 40+ free throws

UH: 40, vs. Southwestern (12/12/77)

Opp: 42, vs. Texas Tech, SWC Classic (3/10/94)
(L, 86-110)

Made 35+ free throws

UH: 35, vs. Southern Miss (1/23/02)

Opp: 36, vs. Wyoming, Global Sports Classic
Championship Round (12/22/15)

Made 30+ free throws

UH: 31, vs. South Carolina (12/5/20) (W, 77-67)

Opp: 30, vs. #9/9 Alabama, Players Era Festival
(11/26/24) (L, 80-85 OT)

Made 25+ free throws

UH: 26, vs. #9/9 Alabama, Players Era Festival
(11/26/24) (L, 80-85 OT)

Opp: 30, vs. #9/9 Alabama, Players Era Festival
(11/26/24) (L, 80-85 OT)

Made 20+ free throws

UH: 22, at TCU (1/28/26) (W, 79-70)

Opp: 24, at #12/12 Texas Tech (1/24/26) (L, 86-90)

Made 10 or fewer free throws

UH: 5, at Utah (2/10/26) (W, 66-52)

Opp: 10, at Utah (2/10/26) (W, 66-52)

Made 5 or fewer free throws

UH: 5, at Utah (2/10/26) (W, 66-52)

Opp: 5, at West Virginia (1/13/26) (W, 77-48)

Made 3 or fewer free throws

UH: 3, vs. #25/25 Texas Tech (1/17/24) (W, 77-54)

Opp: 3, vs. Middle Tennessee (12/29/25)
(W, 69-60)

Made 2 or fewer free throws

UH: 1, at Oklahoma State (12/8/18) (W, 63-53)

Opp: 2, vs. McNeese (12/21/22) (W, 83-44)

Made 1 or fewer free throws

UH: 1, at Oklahoma State (12/8/18) (W, 63-53)

Opp: 1, vs. Rice (1/9/91) (W, 80-73)

Made 0 free throws

UH: 0, at TCU (1/19/05) (L, 51-58)

Opp: Has not happened

Free Throws Attempts

Attempted 50+ free throws

UH: 53, vs. Southwestern (12/12/77)

Opp: 50, at Tulsa (2/16/13) (L, 92-101, 3OT)

Attempted 45+ free throws

UH: 45, vs. Texas Southern (12/23/00) (L, 68-71)

Opp: 45, vs. (9) Texas A&M,
NCAA Tournament South Region Round of 32,
(3/24/24) (W, 100-95, OT)

Attempted 40+ free throws

UH: 43, vs. Houston Baptist (12/16/14) (W, 83-76)

Opp: 41, vs. #9/9 Alabama, Players Era Festival
(11/26/24) (L, 80-85 OT)

Attempted 35+ free throws

UH: 35, vs. #14/14 Arkansas,
Never Forget Tribute Classic (12/20/25)
(W, 99-57)

Opp: 41, vs. #9/9 Alabama, Players Era Festival
(11/26/24) (L, 80-85 OT)

THE LAST TIME...

Attempted 30+ free throws

UH: 35, vs. #14/14 Arkansas, Never Forget Tribute Classic (12/20/25) (W, 99-57)
Opp: 30, at #12/12 Texas Tech (1/24/26) (L, 86-90)

Attempted 10 or fewer free throws

UH: 10, at Utah (2/10/26) (W, 66-52)
Opp: 10, at West Virginia (1/13/26) (W, 77-48)

Attempted 5 or fewer free throws

UH: 4, vs. #6/6 (2) Tennessee, NCAA Tournament Midwest Region Elite Eight (3/30/25) (W, 69-50)
Opp: 5, vs. Jackson State (12/10/25) (W, 80-38)

Attempted 3 or fewer free throws

UH: 3, vs. #25/25 Texas Tech (1/17/24) (W, 77-54)
Opp: 2, vs. TCU (2/1/85) (L, 80-85)

Attempted 2 or fewer free throws

UH: 2, at Oklahoma State (12/8/18) (W, 63-53)
Opp: 2, vs. TCU (2/1/85) (L, 80-85)

Attempted 1 or fewer free throws

UH: 1, vs. SMU (2/16/11) (L, 51-65)
Opp: Has not happened

Free Throw Percentage

Shot 100 percent from FT line

UH: 100.0 (7-7), vs. Rider (11/20/25) (W, 91-45)
Opp: 100.0 (9-9), vs. Rider (11/20/25) (W, 91-45)

Shot 90 percent or higher from FT line

UH: 91.7 (22-24), at TCU (1/28/26) (W, 79-70)
Opp: 90.9 (10-11), vs. #14/14 Texas Tech, (1/6/26) (W, 69-65)

Shot 80 percent or higher from FT line

UH: 80.0 (12-15), at #16/14 BYU (2/7/26) (W, 77-66)
Opp: 80.0 (24-30), at #12/12 Texas Tech (1/24/26) (L, 86-90)

Shot 70 percent or higher from FT line

UH: 80.0 (12-15), at #16/14 BYU (2/7/26) (W, 77-66)
Opp: 71.4 (10-14), at Utah (2/10/26) (W, 66-52)

Shot 60 percent or higher from FT line

UH: 80.0 (12-15), at #16/14 BYU (2/7/26) (W, 77-66)
Opp: 71.4 (10-14), at Utah (2/10/26) (W, 66-52)

Shot 50 percent or less from FT line

UH: 50.0 (5-10), at Utah (2/10/26) (W, 66-52)
Opp: 50.0 (5-10), at West Virginia (1/13/26) (W, 77-48)

Shot 40 percent or less from FT line

UH: 36.4 (4-11), at #8/8 Cincinnati (1/31/18) (L, 70-80)
Opp: 35.3 (6-17), vs. ULM (11/6/23) (W, 84-31)

Rebounds

Had 60+ Rebounds

UH: 62, vs. Morgan State (11/22/14) (W, 72-57)
Opp: 65, vs. Georgetown (St. Petersburg, Fla.) (12/29/90) (L, 51-63)

Had 50+ Rebounds

UH: 50, vs. (16) SIUE, NCAA Tournament Midwest Region First Round (3/20/25) (W, 78-40)
Opp: 55, vs. (8) TCU, Big 12 Championship Quarterfinals (3/15/24) (W, 60-45)

Had 40+ Rebounds

UH: 40, at #16/14 BYU (2/7/26) (W, 77-66)
Opp: 44, at #12/12 Texas Tech (1/24/26) (L, 86-90)

Had 30+ Rebounds

UH: 32, at Utah (2/10/26) (W, 66-52)
Opp: 36, at #16/14 BYU (2/7/26) (W, 77-66)

Had 20 or fewer Rebounds

UH: 18, vs. Southeastern Louisiana (12/18/04) (W, 68-61)
Opp: 20, vs. rv/rv Baylor (2/10/25) (W, 76-65)

Offensive Rebounds

Had 30+ Offensive Rebounds

UH: 30, vs. Morgan State (11/22/14) (W, 72-57)
Opp: 30, vs. (8) TCU, Phillips 66 Big 12 Championship Quarterfinals (3/14/24) (W, 60-45)

Had 26+ Offensive Rebounds

UH: 30, vs. Morgan State (11/22/14) (W, 72-57)
Opp: 26, vs. (8) Texas A&M, NCAA Tournament South Region Second Round (3/24/24) (W, 100-95 OT)

Had 25+ Offensive Rebounds

UH: 25, vs. Tulsa (1/20/21) (W, 86-59)
Opp: 26, vs. (8) Texas A&M, NCAA Tournament South Region Second Round (3/24/24) (W, 100-95 OT)

Had 24+ Offensive Rebounds

UH: 24, vs. Jackson State (12/9/23) (W, 89-55)
Opp: 26, vs. (8) Texas A&M, NCAA Tournament South Region Second Round (3/24/24) (W, 100-95 OT)

Had 23+ Offensive Rebounds

UH: 23, at Baylor (1/10/26) (W, 77-55)
Opp: 26, vs. (8) Texas A&M, NCAA Tournament South Region Second Round (3/24/24) (W, 100-95 OT)

Had 22+ Offensive Rebounds

UH: 23, at Baylor (1/10/26) (W, 77-55)
Opp: 26, vs. (8) Texas A&M, NCAA Tournament South Region Second Round (3/24/24) (W, 100-95 OT)

Had 20+ Offensive Rebounds

UH: 23, at Baylor (1/10/26) (W, 77-55)
Opp: 21, at #12/12 Texas Tech (1/24/26) (L, 86-90)

Had 15+ Offensive Rebounds

UH: 15, vs. Arizona State (1/18/26) (W, 103-73)
Opp: 21, at #12/12 Texas Tech (1/24/26) (L, 86-90)

Had 10+ Offensive Rebounds

UH: 12, at Utah (2/10/26) (W, 66-52)
Opp: 13, at #16/14 BYU (2/7/26) (W, 77-66)

Rebounding Margin

Had +49 Rebound Margin

UH: Has not happened
Opp: +49 (70-21), at #10 Bradley (1/11/58) (L, 80-116)

Had +48 Rebound Margin

UH: Has not happened
Opp: +49 (70-21), at #10 Bradley (1/11/58) (L, 80-116)

Had +47 Rebound Margin

UH: Has not happened
Opp: +49 (70-21), at #10 Bradley (1/11/58) (L, 80-116)

Had +45 Rebound Margin

UH: +45 (72-27), vs. St. Mary's (Texas) (2/15/67) (W, 110-79)
Opp: +47 (74-27), vs. Notre Dame (1/9/65) (L, 80-110)

Had +44 Rebound Margin

UH: +44 (72-27), at West Texas A&M (2/23/67) (W, 120-76)
Opp: +47 (74-27), vs. Notre Dame (1/9/65) (L, 80-110)

Had +43 Rebound Margin

UH: +44 (72-27), at West Texas A&M (2/23/67) (W, 120-76)
Opp: +47 (74-27), vs. Notre Dame (1/9/65) (L, 80-110)

Had +41 Rebound Margin

UH: +42 (68-26), vs. Valparaiso (2/24/68) (W, 158-81)
Opp: +47 (74-27), vs. Notre Dame (1/9/65) (L, 80-110)

Had +40 Rebound Margin

UH: +42 (68-26), vs. Valparaiso (2/24/68) (W, 158-81)
Opp: +47 (74-27), vs. Notre Dame (1/9/65) (L, 80-110)

Had +38 Rebound Margin

UH: +38 (65-27), vs. UNLV (1/20/71) (W, 130-73)
Opp: +47 (74-27), vs. Notre Dame (1/9/65) (L, 80-110)

Had +37 Rebound Margin

UH: +37 (75-38), vs. Trinity (12/11/76) (W, 124-67)
Opp: +47 (74-27), vs. Notre Dame (1/9/65) (L, 80-110)

Had +36 Rebound Margin

UH: +37 (75-38), vs. Trinity (12/11/76) (W, 124-67)
Opp: +47 (74-27), vs. Notre Dame (1/9/65) (L, 80-110)

Had +35 Rebound Margin

UH: +35 (65-30), vs. Nevada (12/2/89) (W, 109-68)
Opp: +47 (74-27), vs. Notre Dame (1/9/65) (L, 80-110)

Had +32 Rebound Margin

UH: +35 (65-30), vs. Nevada (12/2/89) (W, 109-68)
Opp: +32 (26-58), at Arizona (12/17/06) (L, 62-87)

Had +30 Rebound Margin

UH: +31 (53-22), vs. East Carolina (2/25/18) (W, 109-58)
Opp: +31 (26-57), at Nevada (11/21/09) (L, 99-112)

Had +28 Rebound Margin

UH: +28 (54-26), vs. SMU (1/5/23) (W, 87-53)
Opp: +31 (26-57), at Nevada (11/21/09) (L, 99-112)

Had +25 Rebound Margin

UH: +26 (53-27), vs. Tulsa (2/8/23) (W, 80-42)
Opp: +27 (25-52) at UTSA (1/1/10) (L, 82-83)

Had +20 Rebound Margin

UH: +23 (50-27), vs. (16) SIUE, NCAA Tournament Midwest Region First Round (3/20/25) (W, 78-40)
Opp: +22 (23-45), vs. South Florida (12/30/15) (W, 73-67)

Had +15 Rebound Margin

UH: +23 (50-27), vs. (16) SIUE, NCAA Tournament Midwest Region First Round (3/20/25) (W, 78-40)
Opp: +16 (28-44), at #12/12 Texas Tech (1/24/26) (L, 86-90)

Had +10 Rebound Margin

UH: +11 (40-29), vs. rv/rv UCF (2/4/26) (W, 79-55)
Opp: +16 (28-44), at #12/12 Texas Tech (1/24/26) (L, 86-90)

Had +5 Rebound Margin

UH: +11 (40-29), vs. rv/rv UCF (2/4/26) (W, 79-55)
Opp: +6 (29-35), vs. Cincinnati (1/31/26) (W, 76-54)

Had +3 Rebound Margin

UH: +4 (32-28), at Utah (2/10/26) (W, 66-52)
Opp: +6 (29-35), vs. Cincinnati (1/31/26) (W, 76-54)

Had +1 Rebound Margin

UH: +4 (32-28), at Utah (2/10/26) (W, 66-52)
Opp: +6 (29-35), vs. Cincinnati (1/31/26) (W, 76-54)

Had Even Rebound Margin

UH: (35-35), vs. Towson (11/8/25) (W, 65-48)

Assists

Recorded 35+ assists

UH: 35, vs. SMU (1/8/83) (W, 105-71)
Opp: Has not happened

Recorded 30+ assists

UH: 31, vs. East Carolina (2/25/18) (W, 109-58)
Opp: 30, at Charlotte (12/28/98) (L, 75-105)

Recorded 25+ assists

UH: 26, vs. Norfolk State (11/29/22) (W, 100-52)
Opp: 25, at rv/rv SMU (1/21/17) (L, 64-85)

Recorded 20+ assists

UH: 22, vs. Arizona State (1/18/26) (W, 103-73)
Opp: 20, vs. #22/22 (4) Purdue, NCAA Tournament Midwest Regional; Sweet 16 (3/28/25) (W, 62-60)

Recorded 15+ assists

UH: 15, at #16/14 BYU (2/7/26) (W, 77-66)
Opp: 15, at TCU (1/28/26) (W, 79-70)

Recorded 10+ assists

UH: 15, at #16/14 BYU (2/7/26) (W, 77-66)
Opp: 13, at Utah (2/10/26) (W, 66-52)

Recorded 5 or fewer assists

UH: 5, vs. #3/3 (1) Florida, NCAA Tournament National Championship Game (4/7/25) (L, 63-65)
Opp: 5, vs. Lehigh (11/3/25) (W, 75-57)

Recorded 3 or fewer assists

UH: 3, vs. Boise State (11/27/20) (W, 68-58)
Opp: 3, vs. Saint Joseph's, Veterans Classic (11/11/22) (W, 81-55)

THE LAST TIME...

Blocked Shots

Recorded 15+ blocks

UH: 15, vs. #13 Villanova (3/27/83), NCAA
Tournament Midwest Regional championship
(W, 89-71)

Opp: Has not happened

Recorded 10+ blocks

UH: 11, vs. Utah (1/22/25) (W, 70-36)
Opp: 10, at Cincinnati (2/1/20) (L, 62-64)

Recorded 5+ blocks

UH: 6, at Utah (2/10/26) (W, 66-52)
Opp: 5, at #16/14 BYU (2/7/26) (W, 77-66)

Recorded 0 blocks

UH: 0, at Tulane (2/23/22) (W, 81-67)
Opp: 0, at #12/12 Texas Tech (2/24/26) (L, 86-90)

Steals

Recorded 20+ steals

UH: 22, vs. McNeese (12/31/05) (W, 78-67)
Opp: 21, vs. Texas (1/29/94 L, 78-110)

Recorded 15+ steals

UH: 15, vs. Florida State, Houston Hoops
Showdown (12/6/25) (W, 82-67)
Opp: 18, vs. Arkansas-Pine Bluff,
Continental Tire Las Vegas Classic
Regional Round (12/17/14) (L, 56-61 OT)

Recorded 10+ steals

UH: 12, vs. Arizona State (1/18/26) (W, 103-73)
Opp: 7, vs. Jackson State (12/10/25) (W, 80-38)

Recorded 5+ steals

UH: 7, at Utah (2/10/26) (W, 66-52)
Opp: 6, at TCU (1/28/26) (W, 79-70)

Turnovers

Recorded 30+ turnovers

UH: NA
Opp: 30, vs. Louisiana College (11/19/12)
(W, 106-59)

Recorded 25+ turnovers

UH: 26, vs. Nicholls (11/12/10) (W, 63-62 OT)
Opp: 25, vs. Jackson State (12/10/25) (W, 80-38)

Recorded 20+ turnovers

UH: 23, vs. Kent State (11/26/22) (W, 49-44)
Opp: 21, vs. New Orleans (12/13/25) (W, 99-57)

Recorded 15+ turnovers

UH: 17, vs. #8/8 Iowa State (2/22/25) (W, 68-59)
Opp: 19, vs. Cincinnati (1/31/26) (W, 76-54)

Recorded 10+ turnovers

UH: 11, at TCU (1/28/26) (W, 79-70)
Opp: 13, at Utah (2/10/26) (W, 66-52)

Recorded 5 or fewer turnovers

UH: 5, at Utah (2/10/26) (W, 66-52)
Opp: 9, at Baylor (3/8/25) (W, 65-61)

Recorded 3 or fewer turnovers

UH: 3, at #8/9 Kansas (2/3/24) (L, 65-78)
Opp: NA

Recorded 2 or fewer turnovers

UH: 1, vs. UConn (2/1/15) (W, 70-68)
Opp: NA

Fouls

Recorded 36+ fouls

UH: 36, vs. Tulsa (2/16/13) (L, 92-101)
Opp: NA

Recorded 35+ fouls

UH: 35, vs. Wyoming, Global Sports Classic Third/
Championship Rounds (12/22/15) (W, 94-89 2OT)
Opp: NA

Recorded 30+ fouls

UH: 30, vs. #9/9 Alabama, Players Era Festival
(11/26/24) (L, 80-85 OT)
Opp: 30, vs. UConn (1/23/20) (W, 63-59)

Recorded 25+ fouls

UH: 25, at #12/12 Texas Tech (1/24/26) (L, 86-90)
Opp: 25, vs. #9/9 Alabama, Players Era Festival
(11/26/24) (L, 80-85 OT)

Recorded 20+ fouls

UH: 22, at #16/14 BYU (2/7/26) (W, 77-66)
Opp: 22, at TCU (1/28/26) (W, 79-70)

Recorded 15+ fouls

UH: 15, at Utah (2/10/26) (W, 66-52)
Opp: 18, at #16/14 BYU (2/7/26) (W, 77-66)

Recorded 12 or fewer fouls

UH: 11, vs. Middle Tennessee (12/29/25)
(W, 69-60)
Opp: 9, at Utah (2/10/26) (W, 66-52)

Recorded 10 or fewer fouls

UH: 10, vs. Dayton, Shriners Childrens Charleston
Classic Title Game (11/19/23) (W, 69-55)
Opp: 9, at Utah (2/10/26) (W, 66-52)

Recorded 8 or fewer fouls

UH: 4, vs. McNeese (12/21/22) (W, 83-44)
Opp: 8, vs. Our Lady of the Lake (2/6/21)
(W, 112-46)

Recorded 7 or fewer fouls

UH: 4, vs. McNeese (12/21/22) (W, 83-44)
Opp: 6, at UCF (2/15/15) (L, 54-56)

Recorded 6 or fewer fouls

UH: 4, vs. McNeese (12/21/22) (W, 83-44)
Opp: 6, at UCF (2/15/15) (L, 54-56)

A PLAYER...

Triple-Doubles

Recorded a triple-double

UH: DeJon Jarreau (15 pts., 10 rebs., 10 asts.),
vs. Tulane, American Championship
Quarterfinals (3/12/21) (W, 77-52)
Opp: Jalen James (12 pts., 13 rebs., 10 asts.),
vs. San Jose State (12/7/13) (L, 68-72)

Double-Doubles

Recorded a points-rebounds double-double

UH: Chris Cenac Jr. (14 pts, 10 rebs)
vs. rv/rv UCF (2/4/26) (W, 79-55)
Opp: Xavier Edmonds (18 pts, 10 rebs),
at TCU (1/28/26) (W, 79-70)

Recorded a points-assists double-double

UH: Jamal Shead (21 pts, 10 asts),
vs. (9) Texas A&M,
NCAA Tournament South Region Round of 32,
(3/24/24) (W, 100-95, OT)
Opp: Ryan Nemphard (10 pts, 11 asts),
vs. #24/23 (8) Gonzaga,
NCAA Tournament Midwest Region
Second Round (3/22/25) (W, 81-76)

Had two players record a double-double

UH: Chris Cenac Jr. (11 pts, 11 rebs),
Joseph Tugler (11 pts, 10 rebs)
vs. #14/14 Texas Tech, (1/6/26) (W, 69-65)
Opp: Grant Nelson (13 pts, 10 rebs),
Mouhamed Dioubate (10 pts., 16 rebs),
vs. #9/9 Alabama, Players Era Festival
(11/26/24) (L, 80-85 OT)

Had three players record a double-double

UH: J'Wan Roberts (10 pts, 11 rebs),
Kiyron Powell (11 pts, 13 rebs),
Jamal Shead (20 pts, 11 asts),
vs. Our Lady of the Lake (2/6/21) (W, 112-46)
Opp: NA

Recorded four straight double-doubles

UH: TaShawn Thomas (24 pts, 17 rebs,
at George Mason, CBI Quarterfinals;
15 pts., 10 rebs., vs. Texas,
CBI First Round, 3/20/13;
15 pts., 11 rebs., vs. UTEP, C-USA
Championship Quarterfinals, 3/14/13;
16 pts, 10 rebs., vs. Rice, C-USA Championship
First Round, 3/13/13)

Recorded three straight double-doubles

UH: Devonta Pollard (17 pts, 10 rebs),
vs. Houston Baptist (12/16/14) (W, 83-76);
(22 pts, 10 rebs), vs. Abilene Christian
(12/6/14) (W, 71-59);
(10 pts., 10 rebs.), vs. UT Rio Grande Valley
(12/4/14) (W, 71-59)

Recorded consecutive double-doubles

UH: Joseph Tugler
(12 pts, 11 rebs), at Baylor (1/10/26)
(W, 77-55)
11 pts, 10 rebs, vs. #14/14 Texas Tech (1/16/26)
(W, 69-65)

Recorded three straight double-doubles to start season

UH: Galen Robinson Jr.
(23 pts, 12 rebs) vs. UTSA (11/30/96) (W, 69-49)
(31 pts, 14 rebs) vs. Houston Christian
(11/27/96) (W, 87-60)
(15 pts, 11 rebs), vs. Arkansas-Pine Bluff
(L, 64-66)

Double-Doubles • Season Opener

Recorded three straight double-doubles to start season

UH: Galen Robinson Jr.
(23 pts, 12 rebs) vs. UTSA (11/30/96) (W, 69-49)
(31 pts, 14 rebs) vs. Houston Christian
(11/27/96) (W, 87-60)
(15 pts, 11 rebs), vs. Arkansas-Pine Bluff
(L, 64-66)

Recorded two straight double-doubles to start season

UH: 3, Galen Robinson Jr.
(23 pts, 12 rebs) vs. UTSA (11/30/96) (W, 69-49)
(31 pts, 14 rebs) vs. Houston Christian
(11/27/96) (W, 87-60)
(15 pts, 11 rebs), vs. Arkansas-Pine Bluff
(L, 64-66)

Recorded a double-double in season opener

UH: Chris Cenac Jr. (12 pts, 10 rebs),
vs. Lehigh (11/3/25) (W, 75-57)
Opp: NA

Freshman Double-Doubles Freshman recorded a double-double in season opener

UH: Chris Cenac Jr. (12 pts, 10 rebs),
vs. Lehigh (11/3/25) (W, 75-57)
Opp: NA

Points Scored

Scored 60+ points

UH: 62, Elvin Hayes, vs. Valparaiso (2/24/68)
(W, 158-81)
Opp: Has not happened

Scored 55+ points

UH: 62, Elvin Hayes, vs. Valparaiso (2/24/68)
(W, 158-81)
Opp: Has not happened

Scored 50+ points

UH: 52, Robert McKiver, vs. Southern Miss
(2/27/08)
Opp: 50, Ron Schlieman, North Dakota State
(12/7/67)

Scored 45+ points

UH: 52, Robert McKiver, vs. Southern Miss
(2/27/08)
Opp: 50, Ron Schlieman, vs. North Dakota State
(12/7/67)

Scored 40+ points

UH: 42, Kingston Flemings, at #12/12 Texas Tech
(1/24/26) (L, 86-90)
Opp: 42, Russ Smith, #5/5 Louisville,
American Championship Semifinals (3/14/14)
(L, 65-94)

Scored 35+ points

UH: 42, Kingston Flemings, at #12/12 Texas Tech
(1/24/26) (L, 86-90)
Opp: 42, Russ Smith, #5/5 Louisville,
American Championship Semifinals (3/14/14)
(L, 65-94)

Scored 30+ points

UH: 42, Kingston Flemings, at #12/12 Texas Tech
(1/24/26) (L, 86-90)
Opp: 31, JT Toppin, at #12/12 Texas Tech (1/24/26)
(L, 86-90)

Scored 25+ points

UH: 27, Emanuel Sharp, at Utah (2/10/26)
(W, 66-52)
Opp: 28, AJ Dybantasa, at #16/14 BYU (2/7/26)
(W, 77-66)

THE LAST TIME...

Scored 20+ points

UH: 27, Emanuel Sharp, at Utah (2/10/26) (W, 66-52)
Opp: 28, AJ Dybantsa, at #16/14 BYU (2/7/26) (W, 77-66)

Scored 20+ points in first half

UH: 22, Kingston Flemings, at #12/12 Texas Tech (1/24/26) (L, 86-90)
Opp: 20, Kendrick Davis, vs. Memphis, The American Championship Title Game (3/12/23) (L, 65-75)

30-Point Game Streaks

Scored 30+ points in 3+ straight games

UH: 3, Aubrey Coleman (37, vs. Marshall, 1/30/10; 32, at Memphis, 1/23/10; 30, vs. UCF, 1/20/10)

Scored 20+ points in 2+ straight games

UH: 2, Damyean Dotson, 32, at Tulane (2/8/17) (W, 91-62); 31, vs. UCF (2/1/17) (W, 82-64)

20-Point Game Streaks

Scored 20+ points in 8+ straight games

UH: 11, Aubrey Coleman 29, at WKU (2/9/10) (W, 74-72) 22, vs. Southern Miss (2/6/10) (L, 55-57) 23, at UTEP (2/3/10) (L, 58-65) 37, vs. Marshall (1/30/10) (W, 81-66) 32, at Memphis (1/23/10) (L, 77-92) 30, vs. UCF (1/20/10) (L, 71-78) 25, at East Carolina (1/16/10) (W, 74-55) 22, vs. UTEP (1/13/10) (W, 75-65) 25, vs. Tulsa (1/9/10) (L, 80-86) 22, at Rice (1/6/10) (W, 83-66) 28, at Iowa State (1/3/10) (L, 75-82, 20T)

Scored 20+ points in 7+ straight games

UH: 11, Aubrey Coleman 29, at WKU (2/9/10) (W, 74-72) 22, vs. Southern Miss (2/6/10) (L, 55-57) 23, at UTEP (2/3/10) (L, 58-65) 37, vs. Marshall (1/30/10) (W, 81-66) 32, at Memphis (1/23/10) (L, 77-92) 30, vs. UCF (1/20/10) (L, 71-78) 25, at East Carolina (1/16/10) (W, 74-55) 22, vs. UTEP (1/13/10) (W, 75-65) 25, vs. Tulsa (1/9/10) (L, 80-86) 22, at Rice (1/6/10) (W, 83-66) 28, at Iowa State (1/3/10) (L, 75-82, 20T)

Scored 20+ points in 6+ straight games

UH: 6, Marcus Sasser 22, vs. Wichita State (3/2/23) (W, 83-66) 22, at East Carolina (2/25/23) (W, 76-57) 22, vs. Tulane (2/22/23) (W, 89-59) 20, vs. Memphis (2/19/23) (W, 72-64) 20, at SMU (2/16/23) (W, 80-65) 25, vs. Tulsa (2/8/23) (W, 80-42)

Scored 20+ points in 5+ straight games

UH: 6, Marcus Sasser 22, vs. Wichita State (3/2/23) (W, 83-66) 22, at East Carolina (2/25/23) (W, 76-57) 22, vs. Tulane (2/22/23) (W, 89-59) 20, vs. Memphis (2/19/23) (W, 72-64) 20, at SMU (2/16/23) (W, 80-65) 25, vs. Tulsa (2/8/23) (W, 80-42)

Scored 20+ points in 4+ straight games

UH: 5, Marcus Sasser 22, at East Carolina (2/25/23) (W, 76-57) 22, vs. Tulane (2/22/23) (W, 89-59) 20, vs. Memphis (2/19/23) (W, 72-64) 20, at SMU (2/16/23) (W, 80-65) 25, vs. Tulsa (2/8/23) (W, 80-42)

Scored 20+ points in 3+ straight games

UH: 3, Kingston Flemings 27, at TCU (1/28/26) (W, 79-70) 42, at #12/12 Texas Tech (1/24/26) (L, 86-90) 20, vs. Arizona State (1/13/26) (W, 103-73)

Scored 20+ points in 2+ straight games

UH: 3, Kingston Flemings 27, at TCU (1/28/26) (W, 79-70) 42, at #12/12 Texas Tech (1/24/26) (L, 86-90) 20, vs. Arizona State (1/13/26) (W, 103-73)

Double-Digit Scorers

Had 7+ players score in double digits

UH: Lamar Roberson (25), Oliver Lafayette (19), Jahmar Thorpe (15), Ramon Dyer (14), Corey Bloom (13), Sergio de Randamie (11), Tristan Martin (10), vs. Florida Tech (11/22/05) (W, 131-62)

Opp: NA

Had 6+ players score in double digits

UH: Quentin Grimes (18), Tramon Mark (15), Marcus Sasser (14), Fabian White Jr. (12), Justin Gorham (10), Brison Gresham (10), vs. Cleveland State, NCAA Tournament First Round (3/19/21) (W, 87-56)

Opp: Tyler Betsey (16), William Kyle III (12), JJ Starling (11), Naithan George (11), Nate Kingz (10), Kiyan Anthony (10), vs. Syracuse, Players Era Championship First Day (11/24/25) (W, 78-74 OT)

Had 5+ players score in double digits

UH: Kingston Flemings (20), Chris Cenac Jr. (18), Emanuel Sharp (16), Milos Uzan (16), vs. Arizona State (1/18/26) (W, 103-73)

Opp: Tyler Betsey (16), William Kyle III (12), JJ Starling (11), Naithan George (11), Nate Kingz (10), Kiyan Anthony (10), vs. Syracuse, Players Era Championship First Day (11/24/25) (W, 78-74 OT)

Had 0 players score in double digits

UH: NA

Opp: vs. rv/rv UCF (2/4/26) (W, 79-55)

20-Point Scorers

Had 2+ 20-point scorers

UH: Kingston Flemings (27); Emanuel Sharp (23); at TCU (1/28/26) (W, 79-70)

Opp: 27, Darius Acuff Jr.; 20, Malique Ewin, vs. #14/14 Arkansas, Never Forget Tribute Classic (12/20/25) (W, 94-85)

Had 3+ 20-point scorers

UH: Emanuel Sharp (30), LJ Cryer (21), Jamal Shead (20), vs. (9) Texas A&M, NCAA Tournament South Region Round of 32, (3/24/24) (W, 100-95, OT)

Opp: Ricky Tarrant (27), Kendall Timmons (22), Josh Davis (21), vs. Tulane (2/9/13) (L, 85-88)

Had 2+ 20-point scorers in consecutive games

UH: Kingston Flemings (27); Emanuel Sharp (23); at TCU (1/28/26) (W, 79-70) Kingston Flemings (42); Emanuel Sharp (20); at #12/12 Texas Tech (1/24/26) (L, 86-90)

Opp: NA

Field Goals Made

Made 15+ field goals

UH: 15, Kingston Flemings, at #12/12 Texas Tech (1/24/26) (L, 86-90)
Opp: 15, Craig Brackins, at Iowa State (12/28/08) (L, 67-71)

Made 10-14 field goals

UH: 15, Kingston Flemings, at #12/12 Texas Tech (1/24/26) (L, 86-90)
Opp: 12, JT Toppin, at #12/12 Texas Tech (1/24/26) (L, 86-90)

Field Goal Attempts

Attempted 30+ field goals

UH: 31, Aubrey Coleman, vs. Mississippi State (12/19/09)

Opp: NA

Attempted 25-29 field goals

UH: 26, Kingston Flemings, at #12/12 Texas Tech (1/24/26) (L, 86-90)
Opp: 26, Wade Taylor IV, vs. (9) Texas A&M, NCAA Tournament South Region Round of 32, (3/24/24) (W, 100-95, OT)

Attempted 20-24 field goals

UH: 26, Kingston Flemings, at #12/12 Texas Tech (1/24/26) (L, 86-90)
Opp: 24, JT Toppin, at #12/12 Texas Tech (1/24/26) (L, 86-90)

Attempted 15-19 field goals

UH: 17, Emanuel Sharp, at Utah (2/10/26) (W, 66-52)
Opp: 24, JT Toppin, at #12/12 Texas Tech (1/24/26) (L, 86-90)

Rebounds

Recorded 30+ rebounds

UH: 37, Elvin Hayes, vs. Centenary (2/10/68)
Opp: Has not happened

Recorded 25+ rebounds

UH: 25, Hakeem Olajuwon, vs. Texas Tech (1/12/84)
Opp: 26, by Tom Owens, South Carolina (2/22/71)

Recorded 20+ rebounds

UH: 20, J'Wan Roberts, vs. Memphis, The American Championship Title Game (3/12/23) (L, 65-75)
Opp: 20, Adrick McKinney, at TCU (12/4/12) (W, 54-48)

Recorded 15+ rebounds

UH: 20, J'Wan Roberts, vs. Memphis, The American Championship Title Game (3/12/23) (L, 65-75)
Opp: 16, Norchad Omier, at Baylor (3/8/25) (W, 65-61)

Recorded 10+ rebounds

UH: 10, Chris Cenac Jr., vs. rv/rv UCF (2/4/26) (W, 79-55)
Opp: 12, JT Toppin, at #12/12 Texas Tech (1/24/26) (L, 86-90)

Offensive Rebounds

Recorded 11+ offensive rebounds

UH: 11, Justin Gorham, vs. Alcorn State (12/20/20) (W, 88-55)
Opp: 11, Isaiah Sykes, at UCF (1/11/12) (L, 63-74)

Recorded 10+ offensive rebounds

UH: 10, Josh Carlton, vs. Wichita State (1/8/22) (W, 76-66)
Opp: 11, Isaiah Sykes, at UCF (1/11/12) (L, 63-74)

Recorded 8+ offensive rebounds

UH: 8, Joseph Tugler, at Baylor (1/10/26) (W, 77-55)
Opp: 9, Norchad Omier, at Baylor (3/8/25) (W, 65-61)

Recorded 6+ offensive rebounds

UH: 6, Joseph Tugler, at #12/12 Texas Tech (1/24/26) (L, 86-90)
Opp: 6, JT Toppin, at #12/12 Texas Tech (1/24/26) (L, 86-90)

Recorded 5+ offensive rebounds

UH: 5, Chris Cenac Jr., vs. rv/rv UCF (2/4/26) (W, 79-55)
Opp: 6, JT Toppin, at #12/12 Texas Tech (1/24/26) (L, 86-90)

Defensive Rebounds

Recorded 14+ defensive rebounds

UH: 14, Justin Gorham, vs. SMU (1/31/21) (W, 70-48)
Opp: 14, John Bohannon, at UTEP (2/27/13) (L, 53-63)

Recorded 13+ defensive rebounds

UH: 14, Justin Gorham, vs. SMU (1/31/21) (W, 70-48)
Opp: 13, Tremaine Isabell, Paradise Jam, vs. Drexel (11/17/17) (L, 84-80)

Recorded 12+ defensive rebounds

UH: 14, Justin Gorham, vs. SMU (1/31/21) (W, 70-48)
Opp: 12, Jayden Gardner, at East Carolina (1/29/20) (W, 69-59)

Recorded 11+ defensive rebounds

UH: 11, Fabian White Jr., at SMU (2/9/22) (L, 83-85)
Opp: 11, Mouhamed Dioubate, vs. Alabama, Players Era Festival, First Day (11/26/24) (L, 80-85 OT)

Recorded 10+ defensive rebounds

UH: 10, Chris Cenac Jr., vs. #14/14 Texas Tech (1/6/26) (W, 69-65)
Opp: 11, Mouhamed Dioubate, vs. Alabama, Players Era Festival, First Day (11/26/24) (L, 80-85 OT)

Recorded 8+ defensive rebounds

UH: 9, Chris Cenac Jr., vs. rv/rv UCF (2/4/26) (W, 79-55)
Opp: 9, JT Toppin, vs. #14/14 Texas Tech (1/6/26) (W, 69-65)

Recorded 6+ defensive rebounds

UH: 9, Chris Cenac Jr., vs. rv/rv UCF (2/4/26) (W, 79-55)
Opp: 7, Keanu Dawes, at Utah (2/10/26) (W, 66-52)

Recorded 5+ defensive rebounds

UH: 5, Joseph Tugler, Kingston Flemings, at #16/14 BYU (2/7/26) (W, 77-66)
Opp: 7, Keanu Dawes, at Utah (2/10/26) (W, 66-52)

THE LAST TIME...

Rebounding Streaks

Recorded 10+ rebounds in 15+ straight games

UH: 15, Hakeem Olajuwon, 1982-83
 13, vs. Villanova (3/27/83) (W, 89-71)
 22, vs. Louisville (4/2/83) (W, 94-81)
 18, vs. NC State (4/4/83) (L, 52-54)
1983-84
 13, vs. NC State (11/19/83) (L, 64-76)
 15, Kansas (11/26/83) (W, 91-76)
 11, at Mississippi State (11/30/83) (W, 68-62)
 18, Biscayne (12/3/83) (W, 69-51)
 10, at LSU (12/6/83) (W, 100-91)
 13, St. Mary's (Texas) (12/10/83) (W, 71-55)
 10, Stetson (12/16/83) (W, 92-71)
 17, Princeton (12/17/83) (W, 65-40)
 11, Texas Lutheran (12/19/83) (W, 129-65)
 13, at UC Santa Barbara (12/21/83) (W, 89-79)
 13, vs. Louisville (12/25/83) (W, 76-73)
 17, vs. Fresno State (12/26/83) (L, 61-68)

Recorded 10+ rebounds in 14+ straight games

UH: 15, Hakeem Olajuwon, 1982-83
 13, vs. Villanova (3/27/83) (W, 89-71)
 22, vs. Louisville (4/2/83) (W, 94-81)
 18, vs. NC State (4/4/83) (L, 52-54)
1983-84
 13, vs. NC State (11/19/83) (L, 64-76)
 15, Kansas (11/26/83) (W, 91-76)
 11, at Mississippi State (11/30/83) (W, 68-62)
 18, Biscayne (12/3/83) (W, 69-51)
 10, at LSU (12/6/83) (W, 100-91)
 13, St. Mary's (Texas) (12/10/83) (W, 71-55)
 10, Stetson (12/16/83) (W, 92-71)
 17, Princeton (12/17/83) (W, 65-40)
 11, Texas Lutheran (12/19/83) (W, 129-65)
 13, at UC Santa Barbara (12/21/83) (W, 89-79)
 13, vs. Louisville (12/25/83) (W, 76-73)
 17, vs. Fresno State (12/26/83) (L, 61-68)

Recorded 10+ rebounds in 13+ straight games

UH: 15, Hakeem Olajuwon, 1982-83
 13, vs. Villanova (3/27/83) (W, 89-71)
 22, vs. Louisville (4/2/83) (W, 94-81)
 18, vs. NC State (4/4/83) (L, 52-54)
1983-84
 13, vs. NC State (11/19/83) (L, 64-76)
 15, Kansas (11/26/83) (W, 91-76)
 11, at Mississippi State (11/30/83) (W, 68-62)
 18, Biscayne (12/3/83) (W, 69-51)
 10, at LSU (12/6/83) (W, 100-91)
 13, St. Mary's (Texas) (12/10/83) (W, 71-55)
 10, Stetson (12/16/83) (W, 92-71)
 17, Princeton (12/17/83) (W, 65-40)
 11, Texas Lutheran (12/19/83) (W, 129-65)
 13, at UC Santa Barbara (12/21/83) (W, 89-79)
 13, vs. Louisville (12/25/83) (W, 76-73)
 17, vs. Fresno State (12/26/83) (L, 61-68)

Recorded 10+ rebounds in 12+ straight games

UH: 15, Hakeem Olajuwon, 1982-83
 13, vs. Villanova (3/27/83) (W, 89-71)
 22, vs. Louisville (4/2/83) (W, 94-81)
 18, vs. NC State (4/4/83) (L, 52-54)
1983-84
 13, vs. NC State (11/19/83) (L, 64-76)
 15, Kansas (11/26/83) (W, 91-76)
 11, at Mississippi State (11/30/83) (W, 68-62)
 18, Biscayne (12/3/83) (W, 69-51)
 10, at LSU (12/6/83) (W, 100-91)
 13, St. Mary's (Texas) (12/10/83) (W, 71-55)
 10, Stetson (12/16/83) (W, 92-71)
 17, Princeton (12/17/83) (W, 65-40)
 11, Texas Lutheran (12/19/83) (W, 129-65)

13, at UC Santa Barbara (12/21/83) (W, 89-79)
 13, vs. Louisville (12/25/83) (W, 76-73)
 17, vs. Fresno State (12/26/83) (L, 61-68)

Recorded 10+ rebounds in 11+ straight games

UH: 15, Hakeem Olajuwon, 1982-83
 13, vs. Villanova (3/27/83) (W, 89-71)
 22, vs. Louisville (4/2/83) (W, 94-81)
 18, vs. NC State (4/4/83) (L, 52-54)

1983-84

13, vs. NC State (11/19/83) (L, 64-76)
 15, Kansas (11/26/83) (W, 91-76)
 11, at Mississippi State (11/30/83) (W, 68-62)
 18, Biscayne (12/3/83) (W, 69-51)
 10, at LSU (12/6/83) (W, 100-91)
 13, St. Mary's (Texas) (12/10/83) (W, 71-55)
 10, Stetson (12/16/83) (W, 92-71)
 17, Princeton (12/17/83) (W, 65-40)
 11, Texas Lutheran (12/19/83) (W, 129-65)
 13, at UC Santa Barbara (12/21/83) (W, 89-79)
 13, vs. Louisville (12/25/83) (W, 76-73)
 17, vs. Fresno State (12/26/83) (L, 61-68)

Recorded 10+ rebounds in 10+ straight games

UH: 15, Hakeem Olajuwon, 1982-83
 13, vs. Villanova (3/27/83) (W, 89-71)
 22, vs. Louisville (4/2/83) (W, 94-81)
 18, vs. NC State (4/4/83) (L, 52-54)

1983-84

13, vs. NC State (11/19/83) (L, 64-76)
 15, Kansas (11/26/83) (W, 91-76)
 11, at Mississippi State (11/30/83) (W, 68-62)
 18, Biscayne (12/3/83) (W, 69-51)
 10, at LSU (12/6/83) (W, 100-91)
 13, St. Mary's (Texas) (12/10/83) (W, 71-55)
 10, Stetson (12/16/83) (W, 92-71)
 17, Princeton (12/17/83) (W, 65-40)
 11, Texas Lutheran (12/19/83) (W, 129-65)
 13, at UC Santa Barbara (12/21/83) (W, 89-79)
 13, vs. Louisville (12/25/83) (W, 76-73)
 17, vs. Fresno State (12/26/83) (L, 61-68)

Recorded 10+ rebounds in 9+ straight games

UH: 9, Justin Gorham, 11, at East Carolina (2/3/21) (L, 73-82)
 17, vs. SMU (1/31/21) (W, 70-48)
 15, at Tulane (1/28/21) (W, 83-60)
 10, at Temple (1/23/21) (W, 68-51)
 11, vs. Tulsa (1/17/21) (W, 86-59)
 10, vs. UCF (1/17/21) (W, 75-58)
 11, vs. Tulane (1/9/21) (W, 71-50)
 10, vs. Wichita State (1/6/21) (W, 70-63)
 19, at rv/rv SMU (1/3/21) (W, 74-60)

Recorded 10+ rebounds in 8+ straight games

UH: 9, Justin Gorham, 11, at East Carolina (2/3/21) (L, 73-82)
 17, vs. SMU (1/31/21) (W, 70-48)
 15, at Tulane (1/28/21) (W, 83-60)
 10, at Temple (1/23/21) (W, 68-51)
 11, vs. Tulsa (1/17/21) (W, 86-59)
 10, vs. UCF (1/17/21) (W, 75-58)
 11, vs. Tulane (1/9/21) (W, 71-50)
 10, vs. Wichita State (1/6/21) (W, 70-63)
 19, at rv/rv SMU (1/3/21) (W, 74-60)

Recorded 10+ rebounds in 7+ straight games

UH: 9, Justin Gorham, 11, at East Carolina (2/3/21) (L, 73-82)
 17, vs. SMU (1/31/21) (W, 70-48)
 15, at Tulane (1/28/21) (W, 83-60)
 10, at Temple (1/23/21) (W, 68-51)
 11, vs. Tulsa (1/17/21) (W, 86-59)
 10, vs. UCF (1/17/21) (W, 75-58)
 11, vs. Tulane (1/9/21) (W, 71-50)
 10, vs. Wichita State (1/6/21) (W, 70-63)
 19, at rv/rv SMU (1/3/21) (W, 74-60)

Recorded 10+ rebounds in 6 straight games

UH: 9, Justin Gorham, 11, at East Carolina (2/3/21) (L, 73-82)
 17, vs. SMU (1/31/21) (W, 70-48)
 15, at Tulane (1/28/21) (W, 83-60)
 10, at Temple (1/23/21) (W, 68-51)
 11, vs. Tulsa (1/17/21) (W, 86-59)
 10, vs. UCF (1/17/21) (W, 75-58)
 11, vs. Tulane (1/9/21) (W, 71-50)
 10, vs. Wichita State (1/6/21) (W, 70-63)
 19, at rv/rv SMU (1/3/21) (W, 74-60)

Recorded 10+ rebounds in 5 straight games

UH: 9, Justin Gorham, 11, at East Carolina (2/3/21) (L, 73-82)
 17, vs. SMU (1/31/21) (W, 70-48)
 15, at Tulane (1/28/21) (W, 83-60)
 10, at Temple (1/23/21) (W, 68-51)
 11, vs. Tulsa (1/17/21) (W, 86-59)
 10, vs. UCF (1/17/21) (W, 75-58)
 11, vs. Tulane (1/9/21) (W, 71-50)
 10, vs. Wichita State (1/6/21) (W, 70-63)
 19, at rv/rv SMU (1/3/21) (W, 74-60)

Recorded 10+ rebounds in 4 straight games

UH: 9, Justin Gorham, 11, at East Carolina (2/3/21) (L, 73-82)
 17, vs. SMU (1/31/21) (W, 70-48)
 15, at Tulane (1/28/21) (W, 83-60)
 10, at Temple (1/23/21) (W, 68-51)
 11, vs. Tulsa (1/17/21) (W, 86-59)
 10, vs. UCF (1/17/21) (W, 75-58)
 11, vs. Tulane (1/9/21) (W, 71-50)
 10, vs. Wichita State (1/6/21) (W, 70-63)
 19, at rv/rv SMU (1/3/21) (W, 74-60)

Recorded 10+ rebounds in 3 straight games

UH: 3, J'Wan Roberts, 12, vs. Memphis (2/19/23) (W, 72-64)
 10, at SMU (2/16/23) (W, 80-65)
 12, vs. Tulsa (2/8/23) (W, 80-42)

Recorded 10+ rebounds in 2 straight games

UH: 2, Joseph Tugler, 11, at Baylor (1/10/26) (W, 77-55)
 10, vs. Texas Tech (1/6/26) (W, 69-65)

Had two players record 10+ rebounds in consecutive games

UH: Fabian White (12), Devin Davis (10), vs. UIW (11/25/17) (W, 97-58);
 Nura Zanna (11), Devin Davis (10), vs. Wake Forest, Paradise Jam (11/19/17) (W, 78-73)

Had two players record 10+ rebounds

UH: 10, Jarace Walker, Emanuel Sharp, vs. SMU (1/5/23) (W, 83-57)
Opp: 11, Josh Carlton, 10, Jalen Adams, The American Championship Quarterfinals, vs. UConn (3/15/19) (W, 84-45)

Had three players record 10+ rebounds

UH: Devonta Pollard (13), LeRon Barnes (11);
 Caven Baker (10), vs. Morgan State (11/22/14) (W, 72-57)
Opp: NA

Recorded 10+ rebounds in 3 straight games to start season

UH: Galen Robinson Sr. (23 pts, 12 rebs) vs. UTSA (11/30/96) (W, 69-49)
 (31 pts, 14 rebs) vs. Houston Christian (11/27/96) (W, 87-60)
 (15 pts, 11 rebs), vs. Arkansas-Pine Bluff (L, 64-66)

Recorded 10+ rebounds in 2 straight games to start season

UH: 3, Galen Robinson Sr. (12 rebs) vs. UTSA (11/30/96) (W, 69-49)
 (14 rebs) vs. Houston Christian (11/27/96) (W, 87-60)
 (11 rebs), vs. Arkansas-Pine Bluff (L, 64-66)

Recorded 10+ rebounds in season opener

UH: 10, Chris Cenac Jr., vs. Lehigh (11/3/25) (W, 75-57)

Freshman Rebounds

Freshman recorded 10+ rebounds in consecutive games to start season

UH: Chris Cenac Jr. (13 rebs) vs. Towson (11/8/25) (W, 75-57)
 (10 rebs) vs. Lehigh (11/3/25) (W, 75-57)

Freshman recorded 10+ rebounds in season opener

UH: Chris Cenac Jr. (12 pts, 10 rebs), vs. Lehigh (11/3/25) (W, 75-57)
Opp: NA

Scoring & Rebounding

Recorded 30+ pts/10+ rebs.

UH: Josh Carlton (30 pts., 11 rebs.), at South Florida (1/5/22) (W, 83-66)
Opp: Steven Pledger (31 pts., 10 rebs.) vs. Oklahoma (12/17/11) (L, 74-79) (played in Little Rock, Ark.)

Recorded 20+ pts/20+ rebs.

UH: TaShawn Thomas (21 pts., 20 rebs.), vs. Florida A&M (11/9/12)
Opp: Kurt Thomas, TCU (26 pts., 20 rebs.) (3/9/95)

Recorded 20+ pts/15+ rebs.

UH: Nate Hinton (20 pts., 16 rebs.), vs. UCF (1/3/20) (W, 78-63)
Opp: Tyrece Radford (27 pts., 15 rebs), vs. (9) Texas A&M, NCAA Tournament South Region Round of 32, (3/24/24) (W, 100-95, OT)

Scoring & Assists

Recorded 25+ pts/10+ asts

UH: Jamal Shead (29 pts., 10 asts.), vs. #25/25 Texas Tech (1/17/24) (W, 77-54)
Opp: NA

Recorded 20+ pts/10+ asts

UH: Kingston Flemings (27 pts., 5 asts.), at TCU (1/28/26) (W, 79-70)
Opp: NA

THE LAST TIME...

3-Point Field Goals Made

Made 10+ 3-pointers

UH: 10, Cameron Tyson, vs. Our Lady of the Lake (2/6/21) (W, 112-46)
Opp: 11, by Dennis Scott, Georgia Tech (12/28/88)

Made 9+ 3-pointers

UH: 9, Cameron Tyson, at Tulane (1/28/21) (W, 83-60)
Opp: 11, by Dennis Scott, Georgia Tech (12/28/88)

Made 8+ 3-pointers

UH: 8, Emanuel Sharp, at Utah (2/10/26) (W, 66-52)
Opp: 8, Gabe Madsen, vs. Utah, Shriners Childrens Charleston Classic Semifinals (11/17/23) (W, 76-66)

Made 7+ 3-pointers

UH: 7, Emanuel Sharp, at Utah (2/10/26) (W, 66-52)
Opp: 8, Gabe Madsen, vs. Utah, Shriners Childrens Charleston Classic Semifinals (11/17/23) (W, 76-66)

Made 6+ 3-pointers

UH: 7, Emanuel Sharp, at Utah (2/10/26) (W, 66-52)
Opp: 8, Gabe Madsen, vs. Utah, Shriners Childrens Charleston Classic Semifinals (11/17/23) (W, 76-66)

3-Point Field Goal Attempts

Attempted 15+ three-pointers

UH: 12, vs. Florida State, Houston Hoops Showdown (Dec. 6, 2025) (W, 82-67)
Opp: 15, Gabe Madsen, vs. Utah, Shriners Childrens Charleston Classic Semifinals (11/17/23) (W, 76-66)

Attempted 11+ three-pointers

UH: 13, Emanuel Sharp, at Utah (2/10/26) (W, 66-52)
Opp: 11, Kerwin Walton, at #10/10 Texas Tech (2/24/25) (W, 69-61)

Attempted 8-10 three-pointers

UH: 9, Kingston Flemings, 8, Emanuel Sharp, at #12/12 Texas Tech (1/24/26) (L, 86-90)
Opp: 8, Donovan Atwell, at #12/12 Texas Tech (1/24/26) (L, 86-90)

Attempted 7 three-pointers

UH: 7, Emanuel Sharp, vs. Cincinnati (1/31/26) (W, 76-54)
Opp: 7, Kennard Davis Jr., at #16/14 BYU (2/7/26) (W, 77-66)

Free Throws Made

Made 15+ free throws

UH: 17, Kelvin Lewis, at UTEP (1/14/09)
Opp: 16, Josh Adams, vs. Wyoming, Global Sports Classic Championship Round (12/22/15) (W, 94-89 2OT)

Made 10+ free throws

UH: 11, Emanuel Sharp, vs. Syracuse, Players Era Championship First Day (11/24/25) (W, 78-74 OT)
Opp: 10, Malique Ewin, vs. #14/14 Arkansas, Never Forget Tribute Classic (12/20/25) (W, 94-85)

Free Throws Attempts

Attempted 20+ free throws

UH: 20, Alandise Harris, vs. Marshall (2/1/11) (L, 62-63)
Opp: 20, Jerryd Bayless, vs. Arizona (1/12/08) (L, 71-85)

Attempted 15+ free throws

UH: 15, Quentin Grimes, vs. South Carolina (12/5/20) (W, 77-67)
Opp: 16, Cameron Carr, at Baylor (1/10/26) (W, 77-55)

Attempted 10+ free throws

UH: 10, Kingston Flemings, at #12/12 Texas Tech (1/24/26) (L, 86-90)
Opp: 12, AJ Dybantsa, at #16/14 BYU (2/7/26) (W, 77-66)

Assists

Recorded 15+ assists

UH: 15, Randy Brown, vs. Fordham (3/17/88)
Opp: 15, Braden Smith, vs. #22/22 (4) Purdue, NCAA Tournament Midwest Regional; Sweet 16 (3/28/25) (W, 62-60)

Recorded 10+ assists

UH: 10, Milos Uzan, vs. New Orleans (12/13/25) (W, 99-57)
Opp: 15, Braden Smith, vs. #22/22 (4) Purdue, NCAA Tournament Midwest Regional; Sweet 16 (3/28/25) (W, 62-60)

Recorded 5+ assists

UH: 5, Kingston Flemings, Milos Uzan, at #16/14 BYU (2/7/26) (W, 77-66)
Opp: 6, Jamichael Stillwell, vs. rv/rv UCF (2/4/26) (W, 79-55)

Blocked Shots

Recorded 15+ blocks

UH: 15, Hakeem Olajuwon, vs. Biscayne (12/3/83)
Opp: Has not happened

Recorded 10+ blocks

UH: 10, Bo Outlaw, vs. Texas A&M (2/17/93)
Opp: 10, by Gerrick Morris, South Florida (2/21/04)

Recorded 8+ blocks

UH: 8, Joseph Tugler, vs. #9/9 Alabama, Players Era Festival (11/26/24) (L, 80-85 OT)
Opp: TBA

Recorded 5+ blocks

UH: 5, Joseph Tugler, vs. Syracuse, Players Era Championship First Day (11/24/25) (W, 78-74 OT)
Opp: 5, JT Toppin, vs. #14/14 Texas Tech, (1/6/26) (W, 69-65)

Recorded 3+ blocks

UH: 3, Joseph Tugler, vs. Cincinnati (1/31/26) (W, 76-54)
Opp: 3, Keba Keita, at #16/14 BYU (2/7/26) (W, 77-66)

Steals

Recorded 10+ steals

UH: 11, Clyde Drexler, vs. Syracuse (12/11/82)
Opp: 10, by B.J. Tyler, Texas (1/29/94)

Recorded 5+ steals

UH: 5, Kingston Flemings, at Cincinnati (1/3/26) (W, 67-60)
Opp: 7, Joshua Jefferson, vs. #8/8 Iowa State (2/22/25) (W, 68-59)

Recorded 3+ steals

UH: 3, Milos Uzan, Emanuel Sharp, vs. Cincinnati (1/31/26) (W, 76-54)
Opp: 3, Delyle Williams, vs. Jackson State (12/10/25) (W, 80-38)

Turnovers

Recorded 11+ turnovers

UH: NA
Opp: 12, Dawan Robinson, vs. Rhode Island (12/27/05) (W, 67-41)

Recorded 10+ turnovers

UH: 10, Andre Owens, at UAB (2/22/03) (L, 52-80)
Opp: 10, Jeremy Wise, vs. Southern Miss (2/27/08) (W, 95-67)

Recorded 8+ turnovers

UH: 9, Jonathon Simmons, vs. Tulsa (1/4/12) (W, 70-69, OT)
Opp: 8, RayJ Dennis, at #11/11 Baylor (2/24/24) (W, 82-76 OT)

Recorded 5+ turnovers

UH: 5, Joseph Tugler, vs. Lehigh (11/3/25) (W, 75-57)
Opp: 6, Day Day Thomas, vs. Cincinnati (1/31/26) (W, 76-54)

Recorded 3+ turnovers

UH: 4, Terrence Brown; 3, James Okonkwo, Terrence Brown, at Utah (2/10/26) (W, 66-52)
Opp: 3, Richie Saunders, at #16/14 BYU (2/7/26) (W, 77-66)

Minutes Played

Played every minute (regulation)

UH: 40:00, LJ Cryer, vs. #1/1 (1) Duke, NCAA Tournament Final Four (4/5/25) (W, 70-67)
Opp: 40:00, JT Toppin, Christian Anderson, at #12/12 Texas Tech (1/24/26) (L, 86-90)

Two players played every minute (reg.)

UH: L.J. Rose, LeRon Barnes, at South Florida (2/17/15) (L, 67-69)
Opp: 40:00, JT Toppin, Christian Anderson, at #12/12 Texas Tech (1/24/26) (L, 86-90)

Three players played every minute (reg.)

UH: 40, Dion Dowell, Richard Young, Robert Lee, vs. Creighton, Outrigger Hotels Rainbow Classic (12/22/06)
Opp: 40, by Brian Graham, Brian Swift, Bradley Mosley, vs. South Florida (2/21/04)

Played every minute (OT+)

UH: 45, LeRon Barnes, vs. UCF (1/6/15) (L, 78-79, OT)
Opp: 45, Zach Cooks, vs. Hofstra (11/9/21) (W, 83-75 OT)

Played every minute (2OT+)

UH: 50, Rickie Winslow, Alvin Franklin, vs. Texas Tech (2/5/86)
Opp: 50, by Albert Thomas, Michael Strickland, vs. TCU, SWC Tournament (3/14/92)

Played every minute (3OT+)

UH: 60, Clyde Drexler, at TCU (2/17/81)
Opp: 60, by Deckery Johnson, Warren Bridges, Darrell Browder, at TCU (2/17/81)

Played every minute (4OT+)

UH: 60, Clyde Drexler, at TCU (2/17/81)
Opp: 60, by Deckery Johnson, Warren Bridges, Darrell Browder, at TCU (2/17/81)

Technical Fouls

Received a technical foul

UH: 2, Coach Kelvin Sampson, vs. Oklahoma State (2/6/24) (W, 79-63)

Joseph Tugler, vs. #1/1 (1) Duke, NCAA Tournament Final Four (4/5/25) (W, 70-67)

Opp: 1, TCU Coach Wes Miller vs. Cincinnati (1/31/26) (W, 76-54)

Jakevion Buckley, vs. New Orleans (12/13/25) (W, 99-57)

Received a major foul

UH: F1, Isiah Harwell, at #12/12 Texas Tech (1/24/26) (L, 86-90)

Opp: F1, LeJuan Watts, at #12/12 Texas Tech (1/24/26) (L, 86-90)

Fouls

Fouled out

UH: Joseph Tugler, at #16/14 BYU (2/7/26) (W, 77-66)

Opp: Trevor Baskin, vs. (16) Colorado, Phillips 66 Big 12 Championship Quarterfinals (3/13/25) (W, 77-68)

Two players fouled out

UH: Joseph Tugler, Chris Cenac Jr., vs. #22/25 Auburn, RxBenefits Battleground 2k25 (11/16/25) (W, 73-72)
Opp: Zeke Cook, Jeremiah Evans, vs. Louisiana (11/13/24) (W, 91-45)

Three players fouled out

UH: Ja'Vier Francis, Jamal Sheard, LJ Cryer, Emanuel Sharp, vs. (9) Texas A&M, NCAA Tournament South Region Round of 32, (3/24/24) (W, 100-95, OT)
Opp: Christian Vital, James Bouknight, Sidney Wilson, vs. UConn (1/23/20) (W, 63-59)

Four players fouled out

UH: Ja'Vier Francis, Jamal Sheard, LJ Cryer, Emanuel Sharp, vs. (9) Texas A&M, NCAA Tournament South Region Round of 32, (3/24/24) (W, 100-95, OT)
Opp: NA

Ejections

Was ejected

UH: Coach Kelvin Sampson, vs. Oklahoma State (2/6/24) (W, 79-63)

Justin Gorham, at Wichita State (2/18/21) (L, 63-68)

Opp: 2, Texas Tech Coach Grant McCasland, (2/1/25) (L, 81-82 OT)

Miscellaneous

Baseline photographer had camera kicked onto court during play

UH: Stephen Pinchback, vs. Lehigh (11/3/25) (W, 75-57)

#2/2 HOUSTON 61, rv/- MISSISSIPPI STATE 52

The Preview CBB Exhibition

Sun., Oct. 26, 2025 • Fort Bend Epicenter • Rosenberg, Texas



Official Basketball Box Score - Final
Mississippi St. at Houston
10/26/25 Fort Bend Epicenter, Rosenberg, Texas
2025-26 Men's Basketball

Game Time: 4:30 PM
Game Duration: 2:11

Officials: Terry Oglesby, Olandis Poole, Owen Short

Mississippi St. - 52													Record: 0-0												
NO.	Name	Min	FG M/A	3P M/A	FT M/A	Rebounds OR DR TOT	Fouls PF PD	TP	AS	TO	ST	Blocks BS BA	+/-	Shooting By Period											
99	Achor Achor	F 15:09	1-2	1-2	0-0	2	5	7	3	0	3	0	2	1	0	-2	1 st	FG%	5-18	27.8%					
15	Quincy Ballard	C 18:39	1-2	0-0	0-0	2	2	4	2	1	2	1	1	0	1	-4	3 rd	FT%	1-8	12.5%					
5	Shawn Jones Jr.	G 27:12	2-4	0-1	5-8	1	2	3	3	4	9	0	3	0	1	-10	2 nd	FG%	11-22	50.0%					
10	Jayden Eggs	G 03:52	0-0	0-0	0-0	0	0	0	0	0	0	0	0	0	0	-5	3 rd	FT%	4-7	57.1%					
12	Josh Hubbard	G 31:47	6-16	2-7	4-7	0	3	3	0	5	18	2	3	0	0	-14	FT%	8-13	61.5%						
11	Sergej Macura	19:59	1-1	0-0	0-0	3	3	2	0	2	3	0	0	0	0	-7	GM	FG%	16-40	40.0%					
2	Ja'Borri McGhee	13:35	0-2	0-0	4-7	0	3	3	1	3	4	0	0	2	1	-4	3 rd	FT%	5-15	33.3%					
4	Brandon Walker	07:51	0-1	0-0	0-0	0	1	1	2	1	0	0	1	0	0	-4	FT%	15-26	57.7%						
1	Dellquan Warren	15:19	2-4	1-2	0-0	0	0	0	2	2	5	3	0	1	0	4	Dead Ball Rebounds: 5, 0								
14	Amier Ali	10:11	0-1	0-1	1-2	1	0	1	0	1	1	0	0	0	0	2									
0	Jamarion Davis-Fleming	15:43	2-3	0-0	0-0	0	1	1	2	2	4	0	0	1	1	-2									
23	King Grace	17:19	1-3	1-2	1-2	0	3	3	1	4	0	0	2	0	2	-7									
8	Cameron Paul	03:24	0-1	0-0	0-0	0	0	0	1	0	0	0	0	0	0	8									
Team													1 5 6 0 0 0 0 1												
Totals			16-40	5-15	15-26	7	28	35	21	20	52	6	16	5	6	3	-9								

Major Fouls: NONE

Houston - 61										Record: 0-0										Major Fouls: NONE																																																																																																																																																																																																																																																																																																																																																																																																																																																																																																																																																																																																																																																																																																																																																																																																																																																																																																																																																																																																																																																																																																																																																																																																																																																																																																																																																																											
NO.	Name	Min	FG M-A	3P M-A	FT M-A	Rebounds OR DR TOT	Fouls PF PD	TP	AS	TO	ST	Blocks BS BA	+/-	Shooting By Period																																																																																																																																																																																																																																																																																																																																																																																																																																																																																																																																																																																																																																																																																																																																																																																																																																																																																																																																																																																																																																																																																																																																																																																																																																																																																																																																																																																	
11	Joseph Tugler	F 27:23	6-14	0-1	5-6	3	4	7	2	5	17	2	0	1	2	1	5	1 st	FG%	9-33	27.3%																																																																																																																																																																																																																																																																																																																																																																																																																																																																																																																																																																																																																																																																																																																																																																																																																																																																																																																																																																																																																																																																																																																																																																																																																																																																																																																																																																										</

Major Fouls: NONE

Major Points: NONE

	MSU	HOU	Points from	MSU	HOU	Period by Period Scoring			
Biggest lead	0 (1 st 20:00)	12 (2 nd 10:47)	Turnovers	8	13	1st	2nd	TOT	
Best Scoring Run	9 (2 nd 8:57)	6 (2 nd 6:25)	Paint	18	30	MSU	18	34	52
Lead Changes	0	0	Second Chance	9	9				
Times Tied	0	0	Fast Breaks	6	7	HOU	24	37	61
Time with Lead	00:00	39:41	Bench	20	5				

#2/2 HOUSTON 75, LEHIGH 57

Monday, November 3, 2025 • Fertitta Center • Houston



Official Basketball Box Score - Final
Lehigh at Houston
11/03/25 Fertitta Center, Houston, Texas
2025-26 Men's Basketball

Game Time: 7:05 PM
Game Duration: 2:17
Attendance: 7,035

Officials: Tommy Johnson, De Seta Dean, Nori Kikwa

Lehigh - 57													Record: 0-1												
NO.	Name	Min	FG M/A	3P M/A	FT M/A	Rebounds OR DR TOT	Fouls PF PD	TP	AS	TO	ST	Blocks BS BA	+/-	Shooting By Period											
5	Eduard Benoit	F 25:58	0-7	0-5	0-0	1	5	6	3	4	0	1	0	1	0	-14	1 st FG%	9-27	33.3%						
35	Hank Alvey	F 28:39	4-7	0-1	2-4	5	3	8	1	4	10	0	1	0	1	-22	3 rd FG%	2-7	28.6%						
1	Nasir Whitlock	G 35:54	6-15	1-2	5-6	3	6	9	2	5	18	0	5	1	0	-13	2 nd FG%	3-4	75%						
4	Joshua Ingram	G 35:17	4-6	0-0	1-2	0	5	5	4	2	9	0	5	3	1	0	-15	FT%	10-24	41.7%					
10	Caleb Thomas	G 29:15	3-10	1-3	3-4	0	2	2	2	3	10	3	1	0	0	-2	3 ^{PT%}	2-8	25.0%						
15	Alfredo Adedisa	16:59	1-4	1-2	0-0	0	0	0	0	1	0	3	0	1	1	0	-2	FT%	12-19	63.2%					
25	Peter Kramer	16:24	1-2	1-2	3-5	0	0	0	0	2	6	0	0	1	1	0	-5	GMFG%	19-51	37.3%					
31	Jalen Vazquez	10:45	0-0	0-0	1-2	0	0	0	0	2	2	1	0	1	1	0	-16	3 ^{PT%}	4-15	26.7%					
0	Andrew Urosevic	00:24	0-0	0-0	0-0	0	0	0	0	0	0	0	0	0	0	0		FT%	15-23	65.2%					
44	Tommy Conniff	00:24	0-0	0-0	0-0	0	0	0	0	1	0	0	0	0	0	0		Dead Ball Rebounds: 3, 0							
21	Jake Pike	00:01	0-0	0-0	0-0	0	0	0	0	0	0	0	0	0	0	-1									
Team													0 0 0 0 0 0 0 1												
Totals			19-51	4-15	15-23	9	21	30	16	22	57	5	15	8	3	6	-18								

Major Fouls: NONE

Houston - 75										Record: 1-0										Major Fouls: NONE									
NO.	Name	Min	FG M/A	3P M/A	FT M/A	Rebounds OR DR TOT	Fouls PF PD	TP	AS	TO	ST	Blocks BS BA	+/-	Shooting By Period															
11	Joseph Tugler	F 22:06	4-8	1-1	2-2	1	1	2	4	2	11	3	5	0	4	0	27	1 st	FT%	17-30	56.7%								
5	Chris Cenac Jr.	C 25:42	5-10	2-4	0-0	3	7	10	4	1	12	0	2	1	1	1	7	3 rd	FT%	4-8	50.0%								
4	Kingston Flemings	G 20:45	3-4	1-2	1-2	0	2	2	3	2	8	2	1	0	0	0	-1	2 nd	FG%	9-31	29.0%								
7	Milos Uzan	G 36:43	5-17	1-5	1-2	0	5	5	1	4	12	5	2	1	0	1	13	3 rd	FT%	3-13	23.1%								
21	Emanuel Sharp	G 34:59	7-13	1-4	9-10	3	4	7	4	5	24	1	1	3	1	1	19	FT%	10-13	76.9%									
14	Kalifa Sawh	08:49	0-1	0-0	1-2	1	0	1	1	1	1	0	0	0	0	0	-3	GMF%	26-61	42.6%									
1	Isiah Harwell	18:56	1-2	1-2	0-0	1	0	1	2	0	3	2	1	4	0	0	9	3 rd	FT%	7-21	33.3%								
24	Chase McCarty	10:44	1-3	0-2	2-2	0	4	4	0	1	4	0	0	1	0	0	12	FT%	16-20	80.0%									
0	Kordell Jefferson	05:46	0-0	0-0	0-0	0	0	1	2	0	0	1	1	0	0	0	0												
25	Mercy Miller	06:13	0-1	0-0	0-0	0	0	0	0	0	0	0	1	0	0	0	0												
3	Ramon Walker Jr.	07:15	0-2	0-1	0-0	3	1	4	1	0	0	0	0	0	0	0	-3												
Team						3			3	6	0	0	0	0	0	0													
Totals			26-61	7-21	16-20	15	28	43	22	16	75	14	13	11	6	3	18												
Dead Ball Rebounds: 3, 0																													

#1/2 HOUSTON 73, #22/25 AUBURN 72

RxBenefits The Battleground 2k25

Sunday, November 16, 2025 • Legacy Arena at the BJCC • Birmingham, Ala.



Official Basketball Box Score - Final
Houston at Auburn
11/16/25 Legacy Arena, Birmingham
2025-26 Men's Basketball

Game Time: 2:00 PM
Game Duration: 2:23
Attendance: 15,623

Officials: Don Dally, Ron Groover, Marques Pettigrew

Houston - 73

NO. Name		Min	FG	3P	FT	Rebounds	Fouls	TP	AS	TO	ST	Blocks	BS	BA	+/-
		M-A	M-A	M-A	M-A	OR DR TOT	FF PD								
11	Joseph Tugler	F 21:35	2-8	0-0	0-0	4 3 7	5 0	4	2	2	0	1	0	1	1
5	Chris Cenac Jr	C 25:55	8-10	2-3	0-0	0 9 9	5 1	18	0	1	0	1	0	1	4
4	Kingston Flemings	G 34:43	8-13	1-3	5-6	0 5 5	0 6	22	7	4	0	1	0	1	-3
7	Milos Uzan	G 30:14	4-11	1-4	2-2	0 1 1	4 1	11	2	1	1	0	1	0	-3
21	Emanuel Sharp	G 37:48	5-15	2-7	1-2	1 2 3	2 3	13	2	0	1	1	1	1	2
14	Kalifa Sakho	16:04	0-0	0-0	0-0	0 3 2	3 1	1	0	0	0	0	0	0	-4
1	Isiah Harwell	21:19	1-4	1-3	2-2	1 2 3	1 2	5	1	0	2	0	0	0	2
24	Chase McCarty	07:49	0-4	0-0	0-0	0 1 1	3 0	0	0	0	0	0	0	0	-3
25	Mercy Miller	04:33	0-0	0-0	0-0	0 0 0	0 0	0	1	0	0	1	0	1	3
Team						5 1 6	0 0		0	1					
Totals			28-65	7-24	10-12	14 26 40	23 14	73	15	10	7	6	2	1	

Major Fouls: NONE

Auburn - 72

NO. Name		Min	FG M-A	3P M-A	FT M-A	Rebounds OR DR TOT	Fouls FF PD	TP	AS	TO	ST	Blocks BS	BA	+/-			
3	KeShawn Murphy	F 30:41	3-6	0-0	1-2	1	4	5	1	1	7	3	0	0	0	-4	
0	Tahaad Pettiford	G 32:30	5-14	3-8	2-3	0	1	1	1	3	15	1	1	2	2	-2	
1	Kevin Overton	G 32:36	2-7	2-5	7-11	3	2	5	2	7	13	1	1	0	0	-4	
6	Elyjah Freeman	G 29:47	3-9	1-3	0-1	1	2	3	2	1	7	2	2	1	0	2	-1
7	Keyshawn Hall	G 28:57	6-16	0-3	8-8	4	7	11	3	7	20	1	2	1	0	1	5
33	Sebastian Williams-Adams	25:57	2-2	0-0	0-0	3-8	1	3	4	1	4	7	2	0	0	0	0
38	Flip Jovic	09:19	0-0	0-0	0-0	0	2	2	2	0	0	1	2	1	0	0	3
2	Abdullah Bashir	01:46	0-1	0-1	0-0	0	0	0	0	0	0	0	0	0	0	0	-2
5	Kaden Magwood	07:30	1-3	1-2	0-0	1	0	1	1	0	3	0	0	0	0	1	1
21	Blake Muschalek	00:57	0-0	0-0	0-0	0	0	0	1	0	0	0	0	0	0	0	-1
Team						4	2	6	0	0	0						
Totals			22-58	7-22	21-33	15	23	38	14	23	72	11	8	5	2	6	-1

Major Fouls: NONE

	UH	AU
Biggest lead	8 (2 nd 17:50)	3 (1 st 8:43)
Best Scoring Run	7 (1 st 5:33)	6 (2 nd 16:44)
Lead Changes	8	
Times Tied	10	
Time with Lead	31:38	04:12

Game Notes: 2:21 1st Half DOG warning on UH #1 •

Shooting By Period		
1 st FG%	14-35	40.0%
3PT%	3-11	27.3%
FT%	8-10	80%
2 nd FG%	14-30	46.7%
3PT%	4-13	30.8%
FT%	2-2	100%
GM FG%	28-65	43.1%
3PT%	7-24	29.2%
FT%	10-12	83.3%

Dead Ball Rebounds: 2

Shooting By Period		
1 st FG%	10-32	31.3%
3PT%	5-14	35.7%
FT%	10-13	76.9%
2 nd FG%	13-26	46.2%
3PT%	2-8	25.0%
FT%	11-20	55%
GM FG%	22-58	37.9%
3PT%	7-22	31.8%
FT%	21-33	63.6%

Dead Ball Rebounds: 6

Period by Period Scoring			
1st	2nd	TOT	
UH	39	34	73
AU	35	37	72

#2/2 HOUSTON 91, RIDER 45

Thursday, November 20, 2025 • Fertitta Center • Houston



Official Basketball Box Score - Final
Rider at Houston
11/20/25 Fertitta Center, Houston, Texas
2025-26 Men's Basketball

Game Time: 8:07 PM
Game Duration: 1:44
Attendance: 7,035

Officials: Doug Simons, Jeffrey Anderson, Justin Shannon

Rider - 45

NO. Name		Min	FG M-A	3P M-A	FT M-A	Rebounds OR DR	Fouls PF TT	TP	AS	TO	ST	Blocks	BS	BA	+/-		
6	Mohamad Diallo	F 10:20	1-3	0-0	0-0	1	0	1	2	0	5	0	0	0	1	-21	
21	Cole McCabe	F 12:54	1-3	0-0	0-0	1	3	4	1	1	2	0	0	0	1	-20	
0	Zion Cruz	G 32:49	4-11	1-4	0-0	1	1	2	1	9	3	1	0	1	0	0	4
2	Caleb Smith	G 33:56	3-11	1-2	6-6	2	3	5	0	3	13	0	2	1	0	3	-44
11	Flash Burton	G 18:45	0-2	0-0	0-0	0	2	2	0	0	0	1	5	2	0	0	-25
7	Davis Bynum	18:36	2-7	0-2	0-0	0	2	2	1	2	4	2	1	0	1	1	-18
3	Shemani Fuller	13:48	2-2	0-0	3-3	0	0	0	2	3	7	2	0	0	0	0	-19
8	Devean Williams	26:19	3-5	2-4	0-0	0	4	4	0	0	8	2	1	2	0	0	-29
5	Jamir McNeil	05:16	0-1	0-0	0-0	0	0	0	0	0	0	0	1	0	0	0	-4
13	Daniel Heltterhoff	07:43	0-2	0-0	0-0	1	0	1	1	2	2	0	2	0	0	1	1
10	AB Coulbaly	11:05	0-2	0-0	0-0	0	0	0	0	0	0	0	0	0	0	0	-5
14	Antwan Wilson	08:29	0-3	0-2	0-0	0	2	2	1	0	0	0	1	0	0	0	-5
Team						6	3	9	1	0	2						
Totals			16-52	4-17	9-9	12	20	32	11	12	45	8	23	5	2	7	-46

Major Fouls: Coach (TF) 2nd 18:42

Houston - 91

NO. Name		Min	FG	3P	FT	Rebounds	Fouls	TP	AS	TO	ST	Blocks	BS	BA	+/-		
			M	A	M	DR	OT										
11	Joseph Tugler	F 19:46	6-8	0-0	0-0	3	6	9	4	2	12	2	1	3	4	0	36
5	Chris Cenac Jr	C 15:25	5-5	2-2	0-0	0	1	1	1	0	12	1	1	1	0	33	
4	Kingston Flemings	G 31:17	8-10	2-2	0-0	0	0	0	0	0	18	5	1	2	1	0	43
7	Milos Uzan	G 23:48	3-8	1-5	1-1	0	2	2	0	1	8	6	0	0	0	1	28
21	Emanuel Sharp	G 23:30	5-12	3-8	2-2	0	2	2	1	1	15	5	1	1	0	0	36
25	Mercy Miller	25:06	6-10	0-1	2-2	1	1	2	1	1	14	1	0	3	0	0	19
14	Kalifa Sakho	16:42	0-0	0-0	0-0	1	6	7	3	2	0	1	1	0	0	0	5
24	Chase McCarty	26:12	3-9	2-6	0-0	4	2	6	2	2	8	1	1	2	1	1	16
3	Ramon Walker Jr.	13:41	1-4	0-2	2-2	0	4	4	0	1	4	1	1	1	0	0	10
8	Cedric Lath	04:33	0-0	0-0	0-0	0	0	0	0	0	0	0	0	0	0	0	4
Team						0	0	0	0	0	0						
Totals			37-66	10-26	7-7	9	24	33	12	10	91	23	7	13	7	2	46

Major Fouls: NONE

	RU	HOU
Biggest lead	0 (1 st 20:00)	48 (2 nd 1:10)
Best Scoring Run	6 (2 nd 11:07)	12 (1 st 15:19)
Lead Changes	0	
Times Tied	0	
Time with Lead	00:00	39:11

Points from	RU	HOU
Turnovers	9	33
Paint	20	46
Second Chance	7	6
Fast Breaks	7	25
Bench	19	26

#3/2 HOUSTON 78, SYRACUSE 74 (OT)

Players Era Championship • First Day

Monday, November 24, 2025 • MGM Grand Garden Arena • Las Vegas



Official Basketball Box Score - Final
Syracuse at Houston
11/24/25 MGM Grand Garden Arena, Las Vegas
2025-26 Men's Basketball

Game Time: 3:00 PM
Game Duration: 2:23
Attendance: 4,628

Officials: Jeb Harness, Tommy Morissey, Tommy Johnson

Syracuse - 74

NO. Name		Min	FG	3P	FT	Rebounds	Fouls	TP	AS	TO	ST	Blocks	BS	BA	+/-
		M.A	M.A	M.A	M.A	OR DR TOT	FF PD								
0	Sadio White Jr.	F 18:57	2-5	0-1	0-1	1 3 4	2 1 4	1	0	0	0	0	1	0	-5
42	William Kyle III	F 35:43	4-6	0-0	4-9	3 7 10	3 7 12	2	3	3	0	1	0	1	0
2	JJ Starling	G 30:32	5-8	1-3	0-3	0 4 4	3 2 11	4	2	0	1	1	1	1	12
4	Nate Kingz	G 35:58	4-10	1-7	1-1	1 5 6	2 2 10	1	1	1	1	0	1	0	0
11	Nathan George	G 38:25	4-13	2-7	1-2	0 3 3	4 3 11	2	6	0	0	0	1	0	-6
5	Tyler Betsey	30:06	5-13	4-8	2-4	2 2 4	2 2 16	0	0	0	0	0	0	0	-6
7	Kyian Anthony	23:50	3-8	0-5	4-9	0 1 1	5 10 1	1	1	3	0	0	0	0	-6
10	Ibrahim Souare	09:17	0-0	0-0	0-0	1 0 1	4 0 0	1	0	0	0	0	0	0	-4
55	Bryce Zephir	02:12	0-0	0-0	0-0	0 0 0	1 0 0	0	0	0	0	0	0	0	-5
Team						6 4 10	0	0							
Totals			27-63	8-31	12-29	14 29 43	21 23 74	12	13	6	1	5	4		

#3/2 HOUSTON 66, NOTRE DAME 56

Players Era Championship • Final Day

Wednesday, November 26, 2025 • MGM Grand Garden Arena • Las Vegas



Official Basketball Box Score - Final
Notre Dame at Houston
11/26/25 MGM Grand Garden Arena, Las Vegas
2025-26 Men's Basketball

Game Time: 12:30 PM
Game Duration: 1:56
Attendance: 1,629

Officials: Lee Cassell, Bret Smith, Lucas Santos

Notre Dame - 56		Record: 5-3																		
NO.	Name	Min	FG		3P		FT		Rebounds		Fouls		TP	AS	TO	ST	Blocks		+/-	
			M-A	M-A	M-A	M-A	OR	DR	PF	FD	BS	BA								
12	Garrett Sundra	F 06:46	0-4	0-2	0-0	0	1	0	0	0	0	0	0	0	0	0	0	0	-8	
33	Carson Towt	F 25:26	0-0	0-0	2-3	1	3	4	4	4	2	0	1	0	0	0	0	0	-8	
3	Markus Burton	G 40:00	6-14	1-4	6-7	1	6	7	4	5	19	3	0	0	3	0	3	-10		
10	Jalen Haralson	G 22:19	4-8	0-1	6-8	1	1	2	0	4	14	0	1	0	1	0	1	-15		
11	Braeden Shrewsbury	B 19:50	0-4	0-0	0-0	2	2	2	0	0	0	0	0	0	0	0	0	-13		
7	Ryder Frost	23:40	2-8	1-7	0-0	1	2	3	0	0	5	1	0	0	0	0	0	-2		
14	Kebba Nije	14:34	1-1	0-0	0-1	0	1	1	2	2	2	1	0	0	0	0	0	-2		
13	Sir Mohammed	04:46	0-1	0-0	0-0	0	1	1	1	0	0	0	0	0	0	0	0	-8		
5	Cole Certa	20:11	2-6	2-2	2-2	0	3	3	4	2	8	1	0	1	0	0	0	10		
2	Logan Imes	22:28	2-4	2-4	0-0	1	3	4	2	0	6	2	2	1	0	0	0	12		
Team						4	2	6	0	0	0	0	0							
Totals			17-50	6-28	16-21	9	25	34	19	17	56	10	8	2	1	3	1	-10		

Shooting By Period					
1 st FG%	7-23	30.4%	3PT%	4-13	30.8%
FT%	7-9	77.8%	2 nd FG%	10-27	37.0%
FT%	9-12	75%	3PT%	2-15	13.3%
GM FG%	17-50	34.0%	3PT%	6-28	21.4%
FT%	16-21	76.2%			
Dead Ball Rebounds: 1, 0					

Houston - 66			Record: 7-1																
NO.	Name	Min	FG M-A	3P M-A	FT M-A	Rebounds OR DR TOT	Fouls PF FD	TP	AS	TO	ST	Blocks BS BA	+/-						
11	Joseph Tugler	F 20:02	4-7	0-0	2-2	2	6	8	5	4	10	0	1	1	0	-3			
5	Chris Cenac Jr	C 14:32	1-5	0-1	2-2	1	1	2	2	1	4	0	0	0	0	11			
4	Kingston Flemings	G 21:51	0-4	0-1	1-2	1	4	5	4	1	5	0	1	0	0	8			
7	Milos Uzan	G 38:23	4-10	3-8	4-4	1	4	5	0	4	15	3	2	0	0	13			
21	Emanuel Sharp	G 32:58	5-16	4-11	3-4	2	3	5	1	3	17	3	2	1	0	1			
8	Cedric Lath	08:16	0-0	0-0	0-0	0	0	0	0	0	0	0	0	0	0	8			
1	Isiah Harwell	12:20	0-4	0-0	0-2	1	1	2	0	1	0	1	0	1	0	-6			
3	Ramon Walker Jr.	23:41	4-6	1-3	0-1	2	2	4	0	1	9	2	0	0	1	0			
25	Mercy Miller	13:39	0-3	0-1	4-4	2	2	4	3	4	1	0	0	0	0	9			
0	Kordell Jefferson	01:09	0-0	0-0	0-0	0	0	0	0	0	0	0	0	0	0	-4			
24	Chase McCarty	03:32	0-2	0-2	0-0	0	1	1	0	0	0	0	0	0	0	-6			
14	Kalifa Sakho	09:37	2-2	0-0	2-2	0	0	0	1	1	6	0	0	0	1	0			
Team						4	4	8	0	0	0	0	0	0					
Totals			20-59	8-27	18-23	16	28	44	17	19	66	15	5	4	3	1			

Major Fouls: Tugler (F1) 2nd 12-48

Biggest lead		NDU	HOU
	0 (1 st 20:00)	22 (1 st 9:38)	
Best Scoring Run		NDU	HOU
	10 (2 nd 12:16)	10 (1 st 12:46)	
Lead Changes		0	
Times Tied		0	
Time with Lead		00:00	38:54

Points from Turnovers		NDU	HOU
	9	12	
Paint		20	20
Second Chance		10	24
Fast Breaks		4	2
Bench		21	19

Period by Period Scoring					
1st	2nd	TOT	1st	2nd	TOT
NDU	25	31	56		
HOU	39	27	66		

#8/7 HOUSTON 82, FLORIDA STATE 67

Houston Hoops Showdown

Saturday, December 6, 2025 • Toyota Center • Houston



Official Basketball Box Score - Final
Florida St. at Houston
12/06/25 Toyota Center, Houston, Texas
2025-26 Men's Basketball

Game Time: 7:02 PM
Game Duration: 2:08
Attendance: 7,121

Officials: Patrick Adams, Bret Smith, Steven Anderson

Florida St. - 67			Record: 5-4																		
NO.	Name	Min	FG	3P	FT	Rebounds	Fouls	TP	AS	TO	ST	Blocks	BS	BA	+/-						
			M-A	M-A	M-A	OR	DR	PF													
12	Alier Malik	F 10:10	0-1	0-0	1-2	1	1	2	2	2	1	0	0	0	-5						
1	Martin Somerville	G 29:24	1-4	1-4	0-0	1	3	4	3	1	3	1	2	1	-16						
3	Thomas Bassong	G 10:50	1-3	0-1	2-4	1	2	3	3	2	4	0	2	0	-21						
6	Robert McCray V	G 34:06	6-12	2-3	2-2	3	1	4	1	2	16	5	5	0	-11						
10	Lajae Jones	G 33:04	4-7	1-4	3-3	1	5	6	1	3	12	2	3	2	0	-13					
7	Chauncey Wiggins	27:33	4-9	2-6	4-4	2	4	6	1	2	14	1	3	0	1	-8					
5	Kobe McGee	22:21	3-12	3-10	0-0	1	1	2	0	1	9	0	2	1	0	-6					
2	Cam Miles	16:30	1-3	0-1	1-3	0	1	1	1	3	3	1	1	1	0	-3					
19	AJ Swinton	13:45	1-4	1-3	0-0	1	1	2	0	3	0	1	0	0	1	10					
4	Shahid Muhammad	02:17	1-2	0-0	0-0	0	0	0	0	0	0	0	0	0	0	-2					
Team						5	2	7	0	0	0	0	0	0							
Totals			22-57	10-32	13-18	16	21	37	14	16	67	10	19	5	3	3	-15				

Shooting By Period					
1 st FG%	12-29	41.4%	3PT%	6-16	37.5%
FT%	3-7	42.9%	2 nd FG%	10-28	35.7%
FT%	4-16	25.0%	3PT%	10-11	90.9%
GM FG%	22-57	38.6%	3PT%	10-32	31.3%
FT%	13-18	72.2%			
Dead Ball Rebounds: 1, 0					

Houston - 82			Record: 8-1																		
NO.	Name	Min	FG	3P	FT	Rebounds	Fouls	TP	AS	TO	ST	Blocks	BS	BA	+/-						
			M-A	M-A	M-A	OR	DR	PF	FD												
11	Joseph Tugler	F 18:25	3-6	0-0	0-0	1	3	4	2	8	1	2	3	1	0	6					
5	Chien Hsiao-Ji	F 20:25	2-6	0-0	0-0	1	2	3	3	3	1	2	0	0	0	13					
4	Gilston Flemings	G 37:12	8-13	3-4	2-2	3	3	3	2	21	8	4	0	0	0	21					
7	Miles Uzan	G 34:56	3-11	1-7	0-0	0	3	3	3	0	7	8	1	2	0	0	1				
21	Emanuel Sharp	G 37:40	10-17	6-12	1-1	0	0	0	2	2	27	3	1	1	0	1	17				
14	Kalifa Sakho	F 14:50	0-1	0-0	3-4	2	1	3	1	3	3	0	1	1	1	1	8				
1	Isiah Harwell	G 03:52	0-2	0-2	0-0	1	1	2	0	0	0	0	0	0	0	-1					
3	Ramon Walker Jr.	G 03:47	0-0	0-0	0-0	1	1	2	2	0	0	1	0	0	0	0	4				
25	Merce Miller	G 06:20	1-2	1-2	0-0	0	0	0	0	1	3	1	0	0	0	0	-6				
24	Chase McCarty	F 14:32	0-2	0-2	0-0	1	2	3	1	1	0	1	0	0	0	0	7				
Team						3	2	5	0	0	0	0	0	0	0	0					
Totals			32-65	11-29	7-9	12	23	35	16	14	82	23	13	15	3	3	15				

#8/8 HOUSTON 94, #14/14 ARKANSAS 85

Never Forget Tribute Classic

Saturday, December 20, 2025 • Prudential Center • Newark, N.J.

Official Basketball Box Score - Final
Houston at Arkansas
12/20/25 Prudential Center, Newark
2025-26 Men's BasketballGame Time: 5:30 PM
Game Duration: 2:17
Attendance: 6,246

Officials: Joe Lindsay, Darron George, Tommy Johnson

Houston - 94

Record: 11-1

NO. Name	Min	FG	3P	FT	Rebounds	Fouls	TP	AS	TO	ST	Blocks	+/-
11 Joseph Tugler	14:31	4-5	0-0	0-0	2 2 4	4 0	8	1	0	4	0	10
5 Chris Cenac Jr.	C 23:14	4-8	1-1	0-0	1 6 7	3 0	9	0	0	0	1	2
4 Kingston Flemings	G 36:09	7-15	0-2	7-8	2 4 6	4 5	21	5	1	3	0	1
7 Milos Uzan	G 38:53	5-10	2-4	1-4	0 1 1	2 2	13	4	1	0	1	9
21 Emanuel Sharp	G 31:27	6-13	3-9	7-9	1 2 3	3 8	22	1	2	0	0	1
3 Ramon Walker Jr.	27:12	3-6	2-4	4-4	1 3 4	1 3	12	0	1	0	0	5
8 Cedric Lath	09:15	0-0	0-0	0-0	1 1 2	4 0	0	1	0	0	1	0
1 Isiah Harwell	10:25	2-3	2-3	0-0	1 1 2	2 0	6	2	0	0	0	1
24 Chase McCarty	05:48	1-1	1-1	0-0	0 0 0	0 0	3	0	1	0	0	0
25 Mercy Miller	03:06	0-1	0-1	0-0	0 0 0	1 0	0	0	0	0	0	-1
Team					1 3 4	0	0	2				
Totals		32-62	11-25	19-25	10 23 33	24 18	94	13	9	7	2	4

Shooting By Period	1st	2nd	3rd	4th	FT
1st FG%	17-32	53.1%			
3PT%	5-12	41.7%			
FT%	10-15	66.7%			
2nd FG%	15-30	50.0%			
3PT%	6-13	46.2%			
FT%	9-13	69.2%			
GM FG%	32-62	51.6%			
3PT%	11-25	44.0%			
FT%	19-25	76.0%			
Dead Ball Rebounds:	3	1			

Arkansas - 85

Record: 9-3

NO. Name	Min	FG	3P	FT	Rebounds	Fouls	TP	AS	TO	ST	Blocks	+/-
7 Trevon Brazile	F 21:29	1-3	0-1	3-4	2 4 6	2 3	5	0	1	0	1	-11
11 Karter Knox	F 27:53	1-6	1-5	0-0	0 2 2	1 3	1	1	0	0	0	8
23 Nick Pringle	F 09:14	0-0	0-0	0-2	1 1 2	0 2	0	0	1	0	0	-13
5 Darius Acuff Jr.	G 39:12	9-15	1-3	8-11	1 4 5	3 6	27	7	4	1	1	0
21 D.J. Wagner	G 34:45	4-10	3-6	0-0	0 1 1	4 0	11	2	1	0	0	2
12 Malique Ewin	27:57	5-9	0-0	10-17	3 6 9	2 11	20	1	2	0	2	5
1 Meleek Thomas	15:07	3-8	1-3	0-0	1 0 1	2 0	7	1	2	0	0	-23
24 Billy Richmond III	24:23	5-6	2-2	0-1	0 2 2	3 1	12	1	0	2	0	-4
Team					4 2 6	0	0	0				
Totals		28-57	8-20	21-35	12 22 34	18 24	85	13	12	3	4	-9

Major Fouls: Lath (F1) 2nd 14:38

Shooting By Period	1st	2nd	3rd	4th	FT
1st FG%	15-28	53.6%			
3PT%	3-8	37.5%			
FT%	9-13	61.5%			
2nd FG%	13-29	44.8%			
3PT%	5-12	41.7%			
FT%	13-22	59.1%			
GM FG%	28-57	49.1%			
3PT%	8-20	40.0%			
FT%	21-35	60.0%			
Dead Ball Rebounds:	7	1			

	HOU	ARK
Biggest lead	21 (1 st 9:34)	2 (1 st 6:58)
Best Scoring Run	15 (1 st 10:23)	9 (1 st 6:58)
Lead Changes	3	
Times Tied	2	
Time with Lead	37:14	01:14

Points from	HOU	ARK
Turnovers	19	9
Paint	38	36
Second Chance	16	15
Fast Breaks	7	7
Bench	21	39

Period by Period Scoring	1st	2nd	TOT
HOU	49	45	94
ARK	41	44	85

#8/8 HOUSTON 69, MIDDLE TENNESSEE 60

Monday, December 29, 2025 • Fertitta Center • Houston

Official Basketball Box Score - Final
Middle Tenn. at Houston
12/29/25 Fertitta Center, Houston, Texas
2025-26 Men's BasketballGame Time: 7:02 PM
Game Duration: 1:59
Attendance: 7,035

Officials: Kipp Kissinger, Jason Garretson, Michael Greenstein

Middle Tenn. - 60

Record: 7-5

NO. Name	Min	FG	3P	FT	Rebounds	Fouls	TP	AS	TO	ST	Blocks	+/-
10 Torey Alston	F 30:11	4-5	0-0	2-3	3 9 12	4 6	10	1	4	0	3	0
13 Chris Looft	F 32:59	4-6	2-3	0-1	4 2 6	4 1	10	2	6	1	0	0
22 Kamari Lands	F 32:28	7-10	4-7	0-0	1 2 3	4 1	18	2	2	0	0	-9
2 Jahvin Carter	G 29:37	1-6	0-3	1-2	1 3 4	2 1	3	4	0	1	0	-13
55 Sean Smith	G 22:41	3-9	1-3	0-0	0 2 2	3 0	7	4	2	1	0	-2
0 Alec Oglesby	26:17	4-10	4-9	0-0	1 0 1	3 2	12	0	3	0	1	-5
11 Tre Green	10:45	0-2	0-2	0-0	0 0 0	1 0	0	0	1	0	0	-13
3 Luka Jovanovic	07:01	0-0	0-0	0-0	0 0 0	0 0	0	0	0	0	0	-9
1 Marcus Whitlock	08:01	0-1	0-1	0-0	0 0 0	0 0	0	0	0	0	0	9
Team					1 4 5	0	0	1				
Totals		23-49	11-28	3-6	11 22 33	21 11	60	13	19	3	3	-9

Major Fouls: NONE

Houston - 69

Record: 12-1

NO. Name	Min	FG	3P	FT	Rebounds	Fouls	TP	AS	TO	ST	Blocks	+/-
11 Joseph Tugler	F 26:21	6-9	0-0	1-1	3 3 6	3 3	9	0	2	1	1	0
5 Chris Cenac Jr.	C 28:52	3-7	1-1	2-2	2 4 6	2 2	9	0	1	0	0	2
4 Kingston Flemings	G 38:08	5-14	1-5	4-4	0 2 2	2 4	15	5	0	2	0	11
7 Milos Uzan	G 32:23	2-8	1-5	3-4	0 2 2	0 2	8	1	2	0	0	12
21 Emanuel Sharp	G 20:08	3-6	1-2	3-3	1 2 3	3 6	10	1	1	3	0	4
1 Isiah Harwell	17:08	0-4	0-2	2-2	2 0 2	0 2	2	0	1	0	0	1
3 Ramon Walker Jr.	18:38	1-4	1-2	0-0	2 1 3	0 3	0	0	0	0	0	5
8 Cedric Lath	00:36	0-0	0-0	0-0	0 0 0	0 0	0	0	0	0	0	3
25 Mercy Miller	13:17	4-6	1-2	0-1	1 2 0	2 0	9	2	0	1	0	4
24 Chase McCarty	04:29	0-1	0-1	0-0	0 1 1	1 0	0	0	0	0	0	0
Team					3 1 4	0	0	0				
Totals		24-59	6-20	15-17	14 17 31	11 21	69	8	6	8	2	3

Major Fouls: NONE

	MT	HOU
Biggest lead	3 (1 st 9:44)	16 (2 nd 3:38)
Best Scoring Run	6 (2 nd 2:23)	10 (1 st 4:59)
Lead Changes	6	11
Times Tied	3	
Time with Lead	06:49	30:15

Points from	MT	HOU
Turnovers	3	30
Paint	22	32
Second Chance	6	11
Fast Breaks	0	8
Bench	12	14

Period by Period Scoring	1st	2nd	TOT
MT	28	32	60
HOU	33	36	69

#8/8 HOUSTON 67, CINCINNATI 60

Saturday, January 3, 2026 • Fifth Third Arena • Cincinnati

Official Basketball Box Score - Final
Houston at Cincinnati
01/03/26 Fifth Third Arena, Cincinnati
2025-26 Men's BasketballGame Time: 2:00 PM
Game Duration: 2:08
Attendance: 11,062

Officials: Gregory Nixon, Chance Moore, Tommy Johnson

Houston - 67

Record: 13-1 (1-0)

NO. Name	Min	FG	3P	FT	Rebounds	Fouls	TP	AS	TO	ST	Blocks	+/-
11 Joseph Tugler	F 25:49	4-5	0-0	5-2	7 3 1	8	1	1	2	4	2	0
5 Chris Cenac Jr.	C 23:46	2-6	0-3	0-0	3 5 8	4 4	0	0	0	0	0	15
4 Kingston Flemings	G 37:54	7-18	2-5	3-5	0 3 3	0 5	19	6	1	5	0	6
7 Milos Uzan	G 31:46	7-14	4-7	0-0	3 3 3	2 0	18	2	1	0	1	0
21 Emanuel Sharp	G 28:22	0-9	0-5	2-2	1 2 3	4 3	2	2	3	0	0	15
3 Ramon Walker Jr.	14:11	1-3	1-3	2-2	0 2 2	0 2	5	0	0	0	0	-5
1 Isiah Harwell	16:02	1-3	0-1	0-0	4 4 1	0 1	2	0	0	0	0	-2
14 Kalifa Sakho	12:21	3-3	0-0	0-0	0 1 1	0 1	6	0	0	0	0	-3
25 Mercy Miller	05:56	0-1	0-0	0-0	0 0 0	0 1	1	0	0	0	0	-5
24 Chase McCarty	03:53	1-1	1-1	0-0	0 0 0	2 0	3	0	0	0	0	-3
Team					3 0 3	0	0	1				
Totals		26-63	8-25	7-9	12 22 34	16 13	67	11	8	9	3	7

Major Fouls: NONE

Shooting By Period	1st	2nd	3rd	4th	FT
1st FG%	11-31	35.5%			
3PT%	2-12	16.7%			
FT%	4-4	100%			
2nd FG%	15-32	46.9%			
3PT%	6-13	46.2%			
FT%	3-5	60%			
GM FG%	26-63	41.3%			
3PT%	8-25	32.0%			
FT%	7-9	77.8%			
Dead Ball Rebounds:	3	1			

Cincinnati - 60

Record: 8-6 (1-1)

NO. Name	Min	FG	3P	FT	Rebounds	Fouls	TP	AS	TO	ST	Blocks	+/-
18 Baba Miller	F 31:42	4-7	0-2	3-7	0 8 8	2 7	11	3	4	1	0	-11
52 Moustapha Thiam	C 27:41	6-7	1-1	0-0	2 3 5	2 1	13	0	3	0	1	-6
1 Day Day Thomas	G 31:53	4-10	2-5	5-5	0 2 2	3 3	15	4	4	0	2	0
2 Jizzlie James	G 36:00	1-7	0-3	2-2	0 4 4	2 1	4	4	3	0	0	-6
5 Sencire Harris	G 18:21	1-7	0-2	0-0	3 1 4	3 2	2	1	0	0	0	-4
11 Kerr Kriisa	07:08	1-1	1-1	0-0	0 0 0	0 0	3	0	0	0	0	-4
65 Halvine Dzellat	11:37	2-2	0-0	2-2	1 0 1	1 2	6	0	0	0	0	-3
10 Shon Abaev	09:22	0-3	0-2	0-0	0 0 0	0 0	0	0	0	0	0	-8
32 Jalen Celestine	26:16	2-5	2-4	0-0	0 3 3	0 0	6	0	1	1	0	7
Team					1 2 3	0	0	0				
Totals		21-49	6-20	12-16	7 23 30	13 16	60	12	15	2	3	-7

Major Fouls: NONE

Shooting By Period	1st	2nd	3rd	4th	FT
1st FG%	10-27	37.0%			
3PT%	5-11	45.5%			
FT%	8-10	80%			
2nd FG%	11-22	50.0%			
3PT%	1-9	11.1%			
FT%	4-6	66.7%			
GM FG%	21-49	42.9%			
3PT%	6-20	30.0%			
FT%	12-16	75.0%			
Dead Ball Rebounds:	2	1			

	HOU	CIN
Biggest lead	7 (2 nd 0:14)	10 (2 nd 18:29)
Best Scoring Run	10 (1 st 5:48)	10 (1 st 1:24)
Lead Changes	10	
Times Tied	12	
Time with Lead	10:34	

#10/7 HOUSTON 79, TCU 70

Wednesday, January 28, 2026 • Schollmaier Arena • Fort Worth, Texas



Official Basketball Box Score - Final
Houston at TCU

01/28/26 Ed and Rae Schollmaier Arena, Fort Worth
2025-26 Men's Basketball

Game Time: 8:00 PM
Game Duration: 2:23
Attendance: 6,963

Officials: Doug Simmons, Brooks Wells, James Duke

Houston - 79

Record: 18-2 (5-1)

NO.	Name	Min	FG	3P	FT	Rebounds	Fouls	TP	AS	TO	ST	Blocks	BS	BA	+/
11	Joseph Tugler	09:37	0-1	0-0	0-0	0 0 0	4 2	0	0	1	0	0	0	0	-1
5	Chris Cenac Jr	34:03	2-6	1-3	3-4	5 9 14	2 5	8	1	0	3	1	0	14	
4	Kingston Flemings	34:34	8-16	2-3	9-9	0 5 5	3 4	27	5	4	0	0	1	2	
7	Milos Uzan	38:34	3-9	2-6	2-2	0 4 4	1 2	10	4	2	0	0	0	14	
21	Emanuel Sharp	30:31	8-16	2-7	5-5	0 1 1	5 3	23	1	1	0	0	0	8	
14	Kalifa Sakho	13:05	1-1	0-0	0-0	0 1 1	4 1	2	0	0	1	0	0	-5	
3	Ramon Walker Jr.	21:46	1-2	1-1	3-4	1 1 2	2 4	6	1	1	1	0	0	7	
1	Isiah Harwell	15:27	0-2	0-2	0-0	0 0 0	1 0	0	0	1	1	0	0	5	
24	Chase McCarty	01:29	1-1	1-1	0-0	0 1 1	0 0	3	0	0	0	0	0	3	
25	Mercy Miller	00:54	0-0	0-0	0-0	0 0 0	0 0	0	0	0	0	0	0	-2	
Team						0 3 3	0 0	0	1	1					
Totals			24-54	9-23	22-24	6 25 31	22 21	79	12	11	6	1	1	9	

Major Fouls: NONE

TCU - 70

Record: 13-8 (3-5)

NO.	Name	Min	FG	3P	FT	Rebounds	Fouls	TP	AS	TO	ST	Blocks	BS	BA	+/
15	David Punch	7:11	1-1	1-4	0 0 0	1 1 3	3 3	16	6	1	0	1	1	0	
24	Xavier Edmonds	7:10	0-0	4-7	4 6 10	3 3	7	18	1	2	2	0	0	-10	
1	Jayden Pierre	34:31	1-9	1-6	2-2	1 3 4	3 2	5	2	0	2	0	0	-11	
2	Brock Harding	33:51	4-9	0-1	0-0	0 3 3	3 3	8	5	3	1	0	0	-6	
3	Lutauras Leleivicius	24:45	3-5	2-4	0-1	0 1 1	1 1	8	0	1	0	0	0	-11	
23	Vianney Salathoum	04:08	0-0	0-0	0-0	0 0 0	1 0	0	0	0	0	0	0	1	
5	Micah Robinson	17:45	0-3	0-2	3-4	0 3 3	3 3	4	0	4	1	0	0	-11	
00	Jace Posey	11:40	1-2	0-0	0-2	0 2 2	2 4	4	0	1	0	0	0	0	
55	Tanner Toolson	17:01	2-4	0-1	4-5	1 2 3	2 4	8	1	0	0	0	0	3	
Team						1 2 3	1 0	0	0	0					
Totals			25-53	4-15	16-25	7 23 30	22 22	70	15	12	6	1	1	9	

Major Fouls: Coach (TF) 2nd 20:00

		UH	TCU
Biggest lead	15 (1 st 1:39)	1 (1 st 17:37)	
Best Scoring Run	12 (1 st 7:12)	9 (2 nd 15:00)	
Lead Changes	2		
Times Tied	1		
Time with Lead	38:41	00:18	

		1 st	2 nd	TOT
Shooting By Period				
1 st FG%	16.26	61.5%		
3PT%	6-12	50.0%		
FT%	5-5	100%		
2 nd FG%	8-28	28.6%		
3PT%	3-11	27.3%		
FT%	17-19	89.5%		
GM FG%	24-54	44.4%		
3PT%	9-23	39.1%		
FT%	22-24	91.7%		
Dead Ball Rebounds: 2, 1				

Dead Ball Rebounds: 4, 1

#10/7 HOUSTON 76, CINCINNATI 54

Saturday, January 31, 2026 • Fertitta Center • Houston



Official Basketball Box Score - Final
Cincinnati at Houston

01/31/26 Fertitta Center, Houston, Texas
2025-26 Men's Basketball

Game Time: 11:01 AM
Game Duration: 2:03
Attendance: 7,035

Officials: Marques Pettigrew, Chance Moore, James Ford

Cincinnati - 54

Record: 11-11 (3-6)

NO.	Name	Min	FG	3P	FT	Rebounds	Fouls	TP	AS	TO	ST	Blocks	BS	BA	+/
18	Baba Miller	32:40	1-8	0-2	0-0	1 7 8	1 3	2	3	2	0	0	0	-18	
32	Jalen Celestine	28:30	5-7	3-5	2-2	1 1 2	0 3	15	0	0	1	0	0	-16	
52	Moustapha Thiam	11:30	1-5	0-0	0-0	1 2 3	0 0	2	0	0	0	1	0	-9	
1	Day Day Thomas	22:11	2-8	2-6	0-0	2 2 4	3 2	6	3	6	0	0	1	-15	
2	Jizzle James	30:25	2-6	1-3	0-0	1 1 2	3 0	5	2	3	0	0	1	-22	
7	Keyshuan Tillery	19:07	4-7	3-4	3-3	0 1 1	2 2	14	1	4	0	0	1	-6	
11	Kerr Krisa	18:31	1-3	1-3	0-0	0 2 2	0 0	3	2	0	0	0	0	-8	
24	Tyler McKinley	14:59	1-1	0-0	1-4	0 1 1	3 2	3	0	0	0	0	0	-12	
17	Jordi Rodriguez	08:36	0-0	0-0	0-0	1 2 3	0 2	0	0	0	0	0	0	-3	
65	Halvine Dzeliat	13:31	1-2	0-0	2-4	1 2 3	1 2	4	0	1	1	0	1	-1	
Team						4 2 6	1 0	0	3						
Totals			18-47	10-23	8-13	12 23 35	14 16	54	11	19	2	1	4	22	

Major Fouls: Coach (TF) 2nd 13:08

Houston - 76

Record: 19-2 (7-1)

NO.	Name	Min	FG	3P	FT	Rebounds	Fouls	TP	AS	TO	ST	Blocks	BS	BA	+/
11	Joseph Tugler	24:31	2-3	0-0	3-4	4 1 5	2 4	7	0	0	0	3	0	11	
5	Chris Cenac Jr	25:34	5-8	3-6	0-0	0 3 3	1 0	13	0	0	2	0	0	17	
4	Kingston Flemings	29:50	2-9	0-2	3-4	1 3 4	0 3	7	6	3	0	0	0	20	
7	Milos Uzan	32:16	7-12	2-5	0-0	0 2 2	1 0	16	5	1	3	0	1	10	
21	Emanuel Sharp	26:13	4-12	1-7	4-4	1 2 3	3 3	13	3	0	3	0	0	16	
14	Kalifa Sakho	14:00	0-1	0-0	0-0	1 2 3	3 0	0	0	0	0	0	0	14	
1	Isiah Harwell	17:23	3-9	2-5	5-6	3 1 4	2 3	13	0	0	0	0	0	12	
3	Ramon Walker Jr.	11:05	0-0	0-0	0-0	0 0 0	2 0	0	0	0	0	0	0	6	
25	Mercy Miller	17:39	3-4	1-1	0-0	2 2 4	2 0	7	0	0	1	1	0	7	
8	Cedric Lath	01:29	0-0	0-0	0-0	0 0 0	0 0	0	0	0	0	0	0	-3	
Team						0 2 2	0 0	0	0	0					
Totals			26-58	9-26	15-18	12 18 30	16 13	76	14	4	9	4	1	22	

Major Fouls: NONE

		CIN	HOU
Biggest lead	2 (1 st 17:01)	30 (2 nd 6:13)	
Best Scoring Run	5 (2 nd 14:43)	10 (2 nd 7:38)	
Lead Changes	3		
Times Tied	0		
Time with Lead	02:00	35:01	

		1 st	2 nd	TOT
Shooting By Period				
1 st FG%	11-27	40.7%		
3PT%	3-9	33.3%		
FT%	4-4	100%		
2 nd FG%	14-26	53.8%		
3PT%	1-6	16.7%		
FT%	11-17	64.7%		
GM FG%	25-53	47.2%		
3PT%	4-15	26.7%		
FT%	16-25	64.0%		
Dead Ball Rebounds: 4, 1				

#8/8 HOUSTON vs. rv/rv UCF

Wednesday, February 4, 2026 • Fertitta Center • Houston



Official Basketball Box Score - Final
UCF at Houston

02/04/26 Fertitta Center, Houston, Texas
2025-26 Men's Basketball

Game Time: 6:01 PM
Game Duration: 2:03
Attendance: 7,035

Officials: Antonio Petty, Darron George, Justin Shannon

UCF - 55

Record: 17-5 (6-4)

NO.	Name	Min	FG	3P	FT	Rebounds	Fouls	TP	AS	TO	ST	Blocks	BS	BA	+/
4	Jamichael Stillwell	30:18	2-5	0-2	4-4	1 5 6	2 2	8	6	3	1	1	0	-16	
99	Jordan Burks	25:36	2-12	0-2	2-3	3 1 1	8	0	1	0	0	1	0	-27	
7	John Bol	28:17	4-4	0-0	0-0	3 4 7	2 1	8	0	0	0	0	0	-22	
1	Themus Fuls	34:01	3-10	0-0	2-2	1 1 2	1 4	8	3	3	0	0	1	-22	
2	Riley Kugel	30:02	1-10	1-5	6-6	1 2 3	1 4	9	1	3	1	0	0	-26	
35	Devan Cambridge	13:48	0-2	0-1	1-2	0 2 2	1 2	1	0	0	0	0	0	-4	
22	Chris Johnson	14:56	1-4	1-2	2-3	0 1 1	1 3	5	0	1	0	0	0	-6	
11	Carmelo Pacheco	15:18	1-2	1-2	0-0	0 0 0	2 1	3	0	0	0	0	0	-11	
3	George Beale Jr.	03:48	1-1	1-1	0-0	0 0 0	0 3	0	0	0	0	0	0	8	
5	Kris Parker	01:58	1-2	0-1	0-1	0 0 0	0 1	2	0	0	0	0	0	3	
9	Elijah Hulsewe	01:58	0-0	0-0	0-0	0 0 0	0 0	0	0	0	0	0	0	3	
Team						3 2 5	0 0	0	0	0					
Totals			16-52	6-21	17-20	10 19 29	13 19	55	10	11	2	1	2	-24	

Major Fouls: NONE

Houston - 79

Record: 20-2 (8-1)

No.	Name	Min	FG	3P	Rebounds		Fouls		TP	AS	TO	ST	Blocks	BS	+/-
			M-A	M-A	FR	TR	PF	TT							
11	Joseph Tugler	13:31	3-3	0-0	1-2	5 0 5	2 3	7	2	1	0	0	0	8	
5	Chris Cenac Jr	C 28:32	7-13	0-4	0-0	1 9 10	2 3	14	2	0	2	1	0	26	
4	Kingston Flemings	G 30:43	8-12	0-2	2-2	0 3 3	1 2	18	6	1	2	1	0	19	
7	Milos Uzan	G 26:11	5-7	2-4	0-0	0 2 2	1 0	12	2	1	0	0	0	21	
21	Emanuel Sharp	G 27:17	3-9	0-3	2-2	0 3 3	3 4	8	3	0	1	0	1	23	
14	Kaifala Sakho	22:33	3-9	0-0	1-2	2 5 7	4 1	7	0	1	1	0	0	10	
1	Isiah Harwell	18:16	1-1	0-0	1 1 2	7 4 4	1 0	2	1	1	1	0	0	1	
3	Ramon Walker Jr.	13:31	1-3	0-0	0-0	2 1 3	0 0	2	0	0	0	0	0	4	
3	Mersey Miller	15:35	4-7	1-2	0-0	1 2 3	2 0	9	1	0	0	0	0	7	
24	Chase McCarty	01:53	0-1	0-0	0-0	0 0 0	0 0	0	0	0	0	0	0	0	
8	Cedric Lath	01:58	0-0	0-0	0-0	0 0 0	2 0	0	0	0	0	0	0	-3	
Team						0 2 2	0 0	0	0	0	0	0			
Totals			35-64	3-19	6-8	12 28 40	19 13	79	18	5	7	2	1	24	

#3/3 HOUSTON 66, UTAH 52

Tuesday, February 10, 2026 • Jon M. Huntsman Arena • Salt Lake City



Official Basketball Box Score - Final
Houston at Utah
02/10/26 Jon M. Huntsman Center, Salt Lake City
2025-26 Utah Men's Basketball

Game Time: 7:00 PM
Game Duration: 1:54
Attendance: 7,111

Officials: Tony Padilla, Bret Smith, Gregory Nixon

Houston - 66

Record: 22-2 (10-1)

NO.	Name	Min	FG	3P	FT	Rebounds	Fouls	TP	AS	TO	ST	Blocks	+/-
			M-A	M-A	M-A	OR DR TOT	PF FD					BS BA	
11	Joseph Tugler	F 28:09	4-6	0-0	1-2	4 1 5	2 2	9	0	1	1	1 0	18
5	Chris Cenac Jr	C 17:43	3-6	0-3	0-0	3 2 5	3 0	6	1	0	0	0 0	7
4	Kingston Flemings	G 29:09	2-9	0-0	0-0	1 3 4	1 0	4	4	1	1	1 1	11
7	Milos Uzan	G 23:46	4-8	1-4	0-0	0 0 0	1 0	9	2	2	1	0 0	5
21	Emanuel Sharp	G 30:58	9-17	8-13	1-2	0 3 3	1 3	27	1	0	1	0 0	11
14	Kalifa Sakho	10:08	0-0	0-0	0-0	1 0 1	3 0	0	0	1	1	2 0	-1
1	Isiah Harwell	22:42	0-5	0-3	0-0	0 4 4	0 1	0	0	0	1	0 0	9
3	Ramon Walker Jr.	10:50	0-1	0-1	1-2	0 4 4	0 1	1	0	0	0	0 0	7
25	Mercy Miller	14:33	2-5	0-1	2-4	1 0 1	3 2	6	0	0	1	1 0	4
24	Chase McCarty	10:19	1-2	0-1	0-0	1 1 2	1 0	2	0	0	0	1 0	2
8	Cedric Lath	01:43	1-1	0-0	0-0	0 0 0	0 0	2	0	0	0	0 0	-3
Team						1 2 3	0	0	0	0	0	0	14
Totals			26-60	9-26	5-10	12 20 32	15 9	66	8	5	7	6 1	14

Major Fouls: NONE

Utah - 52

Record: 9-15 (1-10)

NO.	Name	Min	FG	3P	FT	Rebounds	Fouls	TP	AS	TO	ST	Blocks	+/-
			M-A	M-A	M-A	OR DR TOT	PF FD					BS BA	
0	Seydou Traore	F 32:07	5-9	1-3	1-2	1 1 2	1 2	12	4	1	1	0 2	-9
8	Keanu Dawes	F 33:38	7-11	0-3	1-1	1 7 8	0 3	15	2	0	0	0 0	-4
32	James Okonkwo	F 21:21	0-1	0-0	0-0	1 3 4	2 2	0	1	3	1	0 1	-11
2	Terrence Brown	G 31:07	3-8	0-2	6-8	0 3 3	0 6	12	4	3	1	0 1	-7
3	Don McHenry	G 23:25	2-9	1-6	0-0	0 1 1	2 0	5	0	4	0	0 1	-22
13	Kendyl Sanders	25:07	1-2	0-1	2-3	0 3 3	3 2	4	0	0	1	1 0	-8
31	Ibrahima Traore	02:52	0-0	0-0	0-0	0 1 1	0 0	0	0	0	0	0 0	2
21	Obomate Abbey	12:09	0-3	0-2	0-0	0 1 1	1 0	0	2	0	0	0 1	-8
7	Josh Hayes	15:47	2-2	0-0	0-0	0 0 0	0 0	4	0	0	0	0 0	-5
9	Jerry Huang	02:27	0-0	0-0	0-0	0 0 0	0 0	0	0	0	0	0 0	2
Team						2 3 5	0	0	0	2	0	0	2
Totals			20-45	2-17	10-14	5 23 28	9 15	52	13	13	4	1 6	-14

Major Fouls: NONE

	HOU	UTES		HOU	UTES		HOU	UTES
Biggest lead	22 (2 nd 9:16)	2 (1 st 18:43)	Points from	20	5	Period by Period Scoring		
Best Scoring Run	10 (1 st 4:34)	5 (1 st 14:25)	Turnovers	28	34		1st	2nd
Lead Changes	1		Paint	12	4		TOT	
Times Tied	0		Second Chance	4	8	HOU	34	32
Time with Lead	38:29	00:14	Fast Breaks	11	8	UTES	25	27
			Bench				66	52

Shooting By Period			
1 st	FG%	12-26	46.2%
	3PT%	7-16	43.8%
	FT%	3-6	50%
2 nd	FG%	14-34	41.2%
	3PT%	2-10	20.0%
	FT%	2-4	50%
GM	FG%	26-60	43.3%
	3PT%	9-26	34.6%
	FT%	5-10	50.0%
Dead Ball Rebounds: 4, 0			

#3/3 HOUSTON vs. KANSAS STATE

Saturday, February 14, 2026 • Fertitta Center • Houston

#3/3 HOUSTON at #5/4 IOWA STATE

Monday, February 16, 2026 • Hilton Coliseum • Ames, Iowa

#3/3 HOUSTON vs. #1/1 ARIZONA

Saturday, February 21, 2026 • Fertitta Center • Houston



2025-26 Houston Men's Basketball Combined Team Statistics All games

Page 1/1
as of Feb 11, 2026

Game Records

Record	Overall	Home	Away	Neutral
ALL GAMES	22-2	12-0	5-1	5-1
CONFERENCE	10-1	5-0	5-1	0-0
NON-CONFERENCE	12-1	7-0	0-0	5-1

Score by Periods

Team	1st	2nd	OT	TOT
Houston	933	935	11	1879
Opponents	678	783	7	1468

Team Box Score

No.	Player				Total		3-Point		F-Throw		Rebounds											
		GP-GS	MIN	AVG	FG-FGA	FG%	3FG-3FGA	3FG%	FT-FTA	FT%	OFF	DEF	TOT	AVG	PF	DQ	A	TO	BLK	STL	PTS	AVG
4	FLEMINGS, Kingston	24-24	747:23	31.1	150-296	.507	27-74	.365	71-86	.826	11	73	84	3.5	43	0	129	44	9	42	398	16.6
21	SHARP, Emanuel	24-24	704:47	29.4	127-294	.432	65-169	.385	72-83	.867	22	49	71	3.0	63	1	47	19	3	28	391	16.3
7	UZAN, Milos	24-24	784:50	32.7	95-250	.380	44-135	.326	35-44	.795	8	54	62	2.6	35	0	93	35	2	24	269	11.2
5	CENAC JR, Chris	24-24	592:11	24.7	96-190	.505	21-59	.356	19-30	.633	48	133	181	7.5	60	2	20	23	13	20	232	9.7
11	TUGLER, Joseph	24-24	542:57	22.6	81-138	.587	1-1	1.000	29-43	.674	79	55	134	5.6	76	4	27	30	35	37	192	8.0
1	HARWELL, Isiah	22-0	369:33	16.8	33-112	.295	21-73	.288	18-27	.667	17	38	55	2.5	30	0	17	7	5	17	105	4.8
25	MILLER, Mercy	23-0	228:20	9.9	40-77	.519	9-25	.360	12-17	.706	15	16	31	1.3	24	0	11	3	5	12	101	4.4
24	MCCARTY, Chase	22-0	221:52	10.1	21-64	.328	16-55	.291	11-13	.846	21	25	46	2.1	29	0	5	5	6	8	69	3.1
3	WALKER JR., Ramon	22-0	280:52	12.8	19-53	.358	9-32	.281	17-21	.810	21	32	53	2.4	20	0	13	7	2	3	64	2.9
14	SAKHO, Kalifa	21-0	269:06	12.8	17-21	.810	0-0	.000	12-18	.667	23	34	57	2.7	38	0	2	7	10	7	46	2.2
0	JEFFERSON, Kordel	3-0	11:45	3.9	2-5	.400	0-2	.000	0-0	.000	0	2	2	0.7	3	0	1	1	0	0	4	1.3
8	LATH, Cedric	14-0	63:24	4.5	4-4	1.000	0-0	.000	0-0	.000	7	2	9	0.6	12	0	1	1	2	0	8	0.6
13	MCFARLAND, Jacob	2-0	08:00	4.0	0-1	.000	0-0	.000	0-1	.000	1	2	3	1.5	1	0	0	0	0	1	0	0.0
Team											48	48	96					9				
Total		24	4825		685-1505	.455	213-625	.341	296-383	.773	321	563	884	36.8	434	7	366	191	92	199	1879	78.3
Opponents		24	4825		488-1235	.395	164-527	.311	328-482	.680	260	539	799	33.3	378	0	264	351	55	104	1468	61.2

Team Statistics

	UH	OPP
Scoring	1879	1468
Points per game	78.3	61.2
Scoring margin	+17.1	-
Field goals-att	685-1505	488-1235
Field goal pct	.455	.395
3 point fg-att	213-625	164-527
3-point FG pct	.341	.311
3-pt FG made per game	8.9	6.8
Free throws-att	296-383	328-482
Free throw pct	.773	.680
F-Throws made per game	12.3	13.7
Rebounds	884	799
Rebounds per game	36.8	33.3
Rebounding margin	+3.5	-
Assists	366	264
Assists per game	15.3	11.0
Turnovers	191	351
Turnovers per game	8.0	14.6
Turnover margin	+6.7	-
Assist/turnover ratio	1.9	0.8
Steals	199	104
Steals per game	8.3	4.3
Blocks	92	55
Blocks per game	3.8	2.3
Winning streak	5	-
Home win streak	12	-
Attendance	84420	65646
Home games-Avg/Game	12-7035	6-10941
Neutral site-Avg/Game	-	6-6726

Team Results

Date	Opponent		Score	Att.
11/03/2025	Lehigh	W	75-57	7035
11/08/2025	Towson	W	65-48	7035
11/12/2025	Oakland	W	78-45	7035
11/16/2025	vs Auburn	W	73-72	15623
11/20/2025	Rider	W	91-45	7035
11/24/2025	vs Syracuse	Wot	78-74	4628
11/25/2025	vs Tennessee	L	73-76	5110
11/26/2025	vs Notre Dame	W	66-56	1629
12/06/2025	vs Florida St.	W	82-67	7121
12/10/2025	Jackson St.	W	80-38	7035
12/13/2025	New Orleans	W	99-57	7035
12/20/2025	vs Arkansas	W	94-85	6246
12/29/2025	Middle Tenn.	W	69-60	7035
01/03/2026	at Cincinnati	W	67-60	11062
01/06/2026	Texas Tech	W	69-65	7035
01/10/2026	at Baylor	W	77-55	7335
01/13/2026	West Virginia	W	77-48	7035
01/18/2026	Arizona St.	W	103-73	7035
01/24/2026	at Texas Tech	L	86-90	15098
01/28/2026	at TCU	W	79-70	6863
01/31/2026	Cincinnati	W	76-54	7035
02/04/2026	UCF	W	79-55	7035
02/07/2026	at BYU	W	77-66	18177
02/10/2026	at Utah	W	66-52	7111



2025-26 Houston Men's Basketball Combined Team Statistics In Conference games

Page 1/1
as of Feb 11, 2026

Game Records

Record	Overall	Home	Away	Neutral
ALL GAMES	10-1	5-0	5-1	0-0
CONFERENCE	10-1	5-0	5-1	0-0
NON-CONFERENCE	0-0	0-0	0-0	0-0

Score by Periods

Team	1st	2nd	OT	TOT
Houston	409	447	0	856
Opponents	317	371	0	688

Team Box Score

No.	Player				Total		3-Point		F-Throw		Rebounds													
		GP-GS	MIN	AVG	FG-FGA	FG%	3FG-3FGA	3FG%	FT-FTA	FT%	OFF	DEF	TOT	AVG	PF	DQ	A	TO	BLK	STL	PTS	AVG		
4	FLEMINGS, Kingston	11-11	353:59	32.2	75-163	.460	11-38	.289	38-45	.844	5	35	40	3.6	21	0	65	20	6	15	199	18.1		
21	SHARP, Emanuel	11-11	335:42	30.5	56-140	.400	26-75	.347	32-36	.889	10	22	32	2.9	33	1	22	6	0	11	170	15.5		
7	UZAN, Milos	11-11	354:33	32.2	44-108	.407	24-59	.407	13-16	.813	2	22	24	2.2	15	0	33	17	1	11	125	11.4		
5	CENAC JR, Chris	11-11	284:43	25.9	45-85	.529	12-37	.324	8-12	.667	23	62	85	7.7	25	0	13	3	6	15	110	10.0		
11	TUGLER, Joseph	11-11	258:41	23.5	36-53	.679	0-0	.000	18-27	.667	49	20	69	6.3	34	1	9	9	11	13	90	8.2		
1	HARWELL, Isiah	11-0	176:48	16.1	15-56	.268	10-38	.263	9-12	.750	5	22	27	2.5	15	0	4	3	5	4	49	4.5		
25	MILLER, Mercy	10-0	78:46	7.9	15-25	.600	3-6	.500	2-5	.400	7	5	12	1.2	10	0	1	0	2	3	35	3.5		
14	SAKHO, Kalifa	11-0	146:58	13.4	13-15	.867	0-0	.000	4-6	.667	9	19	28	2.5	24	0	1	4	5	4	30	2.7		
24	MCCARTY, Chase	9-0	71:09	7.9	7-19	.368	6-18	.333	4-4	1.000	7	7	14	1.6	13	0	1	1	3	2	24	2.7		
3	WALKER JR., Ramon	11-0	130:32	11.9	6-19	.316	2-12	.167	8-10	.800	8	12	20	1.8	11	0	1	3	0	2	22	2.0		
8	LATH, Cedric	6-0	08:08	1.4	1-1	1.000	0-0	.000	0-0	.000	0	0	0	0.0	2	0	0	0	0	0	2	0.3		
Team											15	21	36					5						
Total		11	2200		313-684	.458	94-283	.332	136-173	.786	140	247	387	35.2	203	2	150	71	39	80	856	77.8		
Opponents		11	2200		225-558	.403	82-244	.336	156-222	.703	113	247	360	32.7	164	0	139	148	25	39	688	62.5		

Team Statistics

	UH	OPP
Scoring	856	688
Points per game	77.8	62.5
Scoring margin	+15.3	-
Field goals-att	313-684	225-558
Field goal pct	.458	.403
3 point fg-att	94-283	82-244
3-point FG pct	.332	.336
3-pt FG made per game	8.5	7.5
Free throws-att	136-173	156-222
Free throw pct	.786	.703
F-Throws made per game	12.4	14.2
Rebounds	387	360
Rebounds per game	35.2	32.7
Rebounding margin	+2.5	-
Assists	150	139
Assists per game	13.6	12.6
Turnovers	71	148
Turnovers per game	6.5	13.5
Turnover margin	+7.0	-
Assist/turnover ratio	2.1	0.9
Steals	80	39
Steals per game	7.3	3.5
Blocks	39	25
Blocks per game	3.5	2.3
Winning streak	5	-
Home win streak	5	-
Attendance	35175	65646
Home games-Avg/Game	5-7035	6-10941
Neutral site-Avg/Game	-	0-0

Team Results

Date	Opponent		Score	Att.
01/03/2026	at Cincinnati	W	67-60	11062
01/06/2026	Texas Tech	W	69-65	7035
01/10/2026	at Baylor	W	77-55	7335
01/13/2026	West Virginia	W	77-48	7035
01/18/2026	Arizona St.	W	103-73	7035
01/24/2026	at Texas Tech	L	86-90	15098
01/28/2026	at TCU	W	79-70	6863
01/31/2026	Cincinnati	W	76-54	7035
02/04/2026	UCF	W	79-55	7035
02/07/2026	at BYU	W	77-66	18177
02/10/2026	at Utah	W	66-52	7111

2025-26 Houston Men's Basketball
Team High/Low Analysis
All gamesPage
as of Feb 11

Houston - Game Highs

POINTS	103	Arizona St. (01/18/2026)
	99	New Orleans (12/13/2025)
	94	vs Arkansas (N) (12/20/2025)
	91	Rider (11/20/2025)
	86	at Texas Tech (01/24/2026)
FIELD GOALS MADE	40	Arizona St. (01/18/2026)
	37	Rider (11/20/2025)
FIELD GOAL ATTEMPTS	74	at Baylor (01/10/2026)
	71	Arizona St. (01/18/2026)
	71	Oakland (11/12/2025)
FIELD GOAL PERCENTAGE	.563 (40-71)	Arizona St. (01/18/2026)
	.561 (37-66)	Rider (11/20/2025)
3 PT FG MADE	12	Arizona St. (01/18/2026)
	11	at Texas Tech (01/24/2026)
	11	West Virginia (01/13/2026)
	11	at Baylor (01/10/2026)
	11	vs Arkansas (N) (12/20/2025)
	11	New Orleans (12/13/2025)
	11	Jackson St. (12/10/2025)
	11	vs Florida St. (N) (12/06/2025)
	11	vs Syracuse (N) (11/24/2025)
3 PT FG ATTEMPTS	39	at Baylor (01/10/2026)
	35	West Virginia (01/13/2026)
3 PT FG PERCENTAGE	.480 (12-25)	Arizona St. (01/18/2026)
	.478 (11-23)	New Orleans (12/13/2025)
FREE THROWS MADE	24	New Orleans (12/13/2025)
	22	at TCU (01/28/2026)
FREE THROW ATTEMPTS	31	New Orleans (12/13/2025)
	27	vs Syracuse (N) (11/24/2025)
FREE THROW PERCENTAGE	1.000 (7-7)	Rider (11/20/2025)
	.917 (22-24)	at TCU (01/28/2026)
	.917 (11-12)	Arizona St. (01/18/2026)
REBOUNDS	49	vs Syracuse (N) (11/24/2025)
	46	Oakland (11/12/2025)
ASSISTS	23	New Orleans (12/13/2025)
	23	vs Florida St. (N) (12/06/2025)
	23	Rider (11/20/2025)
STEALS	15	vs Florida St. (N) (12/06/2025)
	13	Rider (11/20/2025)
BLOCKED SHOTS	8	Arizona St. (01/18/2026)
	7	Rider (11/20/2025)
TURNOVERS	13	vs Florida St. (N) (12/06/2025)
	13	vs Syracuse (N) (11/24/2025)
	13	Lehigh (11/03/2025)
FOULS	25	at Texas Tech (01/24/2026)
	24	at Baylor (01/10/2026)
	24	vs Arkansas (N) (12/20/2025)

2025-26 Houston Men's Basketball
Team High/Low Analysis
All gamesPage
as of Feb 11, 2

Houston - Game Lows

POINTS	65	Towson (11/08/2025)
	66	at Utah (02/10/2026)
	66	vs Notre Dame (N) (11/26/2025)
	67	at Cincinnati (01/03/2026)
	69	Texas Tech (01/06/2026)
	69	Middle Tenn. (12/29/2025)
FIELD GOALS MADE	20	vs Notre Dame (N) (11/26/2025)
	24	at TCU (01/28/2026)
	24	Texas Tech (01/06/2026)
	24	Middle Tenn. (12/29/2025)
	24	vs Syracuse (N) (11/24/2025)
FIELD GOAL ATTEMPTS	54	at TCU (01/28/2026)
	58	Cincinnati (01/31/2026)
	58	West Virginia (01/13/2026)
FIELD GOAL PERCENTAGE	.339 (20-59)	vs Notre Dame (N) (11/26/2025)
	.364 (24-66)	vs Syracuse (N) (11/24/2025)
3 PT FG MADE	3	UCF (02/04/2026)
	4	Texas Tech (01/06/2026)
3 PT FG ATTEMPTS	17	Texas Tech (01/06/2026)
	19	UCF (02/04/2026)
3 PT FG PERCENTAGE	.158 (3-19)	UCF (02/04/2026)
	.235 (4-17)	Texas Tech (01/06/2026)
FREE THROWS MADE	5	at Utah (02/10/2026)
	5	Oakland (11/12/2025)
	5	Towson (11/08/2025)
FREE THROW ATTEMPTS	7	Rider (11/20/2025)
	7	Towson (11/08/2025)
FREE THROW PERCENTAGE	.500 (5-10)	at Utah (02/10/2026)
	.538 (7-13)	Jackson St. (12/10/2025)
REBOUNDS	28	at Texas Tech (01/24/2026)
	30	Cincinnati (01/31/2026)
ASSISTS	8	at Utah (02/10/2026)
	8	Texas Tech (01/06/2026)
	8	Middle Tenn. (12/29/2025)
STEALS	3	vs Tennessee (N) (11/25/2025)
	4	at BYU (02/07/2026)
	4	vs Notre Dame (N) (11/26/2025)
BLOCKED SHOTS	1	at Texas Tech (01/24/2026)
	2	UCF (02/04/2026)
	2	at TCU (01/28/2026)
	2	Texas Tech (01/06/2026)
	2	Middle Tenn. (12/29/2025)
	2	vs Arkansas (N) (12/20/2025)
	2	Towson (11/08/2025)
TURNOVERS	4	at BYU (02/07/2026)
	4	Cincinnati (01/31/2026)
FOULS	11	Middle Tenn. (12/29/2025)
	12	Jackson St. (12/10/2025)
	12	Rider (11/20/2025)

2025-26 Houston Men's Basketball
Team High/Low Analysis
All games

Opponent - Game Highs

POINTS	90	at Texas Tech (01/24/2026)
	85	vs Arkansas (N) (12/20/2025)
	76	vs Tennessee (N) (11/25/2025)
	74	vs Syracuse (N) (11/24/2025)
	73	Arizona St. (01/18/2026)
FIELD GOALS MADE	28	vs Arkansas (N) (12/20/2025)
	27	at Texas Tech (01/24/2026)
	27	vs Syracuse (N) (11/24/2025)
FIELD GOAL ATTEMPTS	63	vs Syracuse (N) (11/24/2025)
	62	at Texas Tech (01/24/2026)
FIELD GOAL PERCENTAGE	.491 (28-57)	vs Arkansas (N) (12/20/2025)
	.472 (25-53)	at TCU (01/28/2026)
3 PT FG MADE	12	at Texas Tech (01/24/2026)
	11	Middle Tenn. (12/29/2025)
3 PT FG ATTEMPTS	32	vs Florida St. (N) (12/06/2025)
	31	vs Syracuse (N) (11/24/2025)
3 PT FG PERCENTAGE	.435 (10-23)	Cincinnati (01/31/2026)
	.414 (12-29)	at Texas Tech (01/24/2026)
FREE THROWS MADE	24	at Texas Tech (01/24/2026)
	23	vs Tennessee (N) (11/25/2025)
FREE THROW ATTEMPTS	35	vs Arkansas (N) (12/20/2025)
	33	vs Auburn (N) (11/16/2025)
FREE THROW PERCENTAGE	1.000 (9-9)	Rider (11/20/2025)
	.909 (10-11)	Texas Tech (01/06/2026)
REBOUNDS	44	at Texas Tech (01/24/2026)
	43	vs Syracuse (N) (11/24/2025)
ASSISTS	16	at Texas Tech (01/24/2026)
	16	Arizona St. (01/18/2026)
STEALS	9	Towson (11/08/2025)
	8	Arizona St. (01/18/2026)
	8	Lehigh (11/03/2025)
BLOCKED SHOTS	5	at BYU (02/07/2026)
	5	Texas Tech (01/06/2026)
TURNOVERS	25	Jackson St. (12/10/2025)
	23	Rider (11/20/2025)
FOULS	24	New Orleans (12/13/2025)
	22	at TCU (01/28/2026)

2025-26 Houston Men's Basketball
Team High/Low Analysis
All games

as of f

Opponent - Game Lows

POINTS	38	Jackson St. (12/10/2025)
	45	Rider (11/20/2025)
	45	Oakland (11/12/2025)
	48	West Virginia (01/13/2026)
	48	Towson (11/08/2025)
FIELD GOALS MADE	13	Jackson St. (12/10/2025)
	15	at Baylor (01/10/2026)
FIELD GOAL ATTEMPTS	41	at Baylor (01/10/2026)
	44	Jackson St. (12/10/2025)
FIELD GOAL PERCENTAGE	.295 (13-44)	Jackson St. (12/10/2025)
	.308 (16-52)	UCF (02/04/2026)
	.308 (16-52)	Rider (11/20/2025)
3 PT FG MADE	2	at Utah (02/10/2026)
	3	Oakland (11/12/2025)
	3	Towson (11/08/2025)
3 PT FG ATTEMPTS	13	Oakland (11/12/2025)
	14	New Orleans (12/13/2025)
3 PT FG PERCENTAGE	.118 (2-17)	at Utah (02/10/2026)
	.167 (3-18)	Towson (11/08/2025)
FREE THROWS MADE	3	Middle Tenn. (12/29/2025)
	3	Jackson St. (12/10/2025)
FREE THROW ATTEMPTS	5	Jackson St. (12/10/2025)
	6	Middle Tenn. (12/29/2025)
FREE THROW PERCENTAGE	.414 (12-29)	vs Syracuse (N) (11/24/2025)
	.500 (7-14)	Towson (11/08/2025)
	.500 (5-10)	West Virginia (01/13/2026)
	.500 (3-6)	Middle Tenn. (12/29/2025)
REBOUNDS	28	at Utah (02/10/2026)
	28	Jackson St. (12/10/2025)
ASSISTS	5	Lehigh (11/03/2025)
	6	Jackson St. (12/10/2025)
	6	Oakland (11/12/2025)
STEALS	1	at Texas Tech (01/24/2026)
	2	UCF (02/04/2026)
	2	Cincinnati (01/31/2026)
	2	at Cincinnati (01/03/2026)
	2	vs Notre Dame (N) (11/26/2025)
BLOCKED SHOTS	0	at Texas Tech (01/24/2026)
	0	Towson (11/08/2025)
TURNOVERS	6	at BYU (02/07/2026)
	8	vs Notre Dame (N) (11/26/2025)
	8	vs Auburn (N) (11/16/2025)
FOULS	9	at Utah (02/10/2026)
	11	Arizona St. (01/18/2026)
	11	Rider (11/20/2025)

2025-26 Houston Men's Basketball
Player Highs Analysis
All gamesP:
as of Feb 112025-26 Houston Men's Basketball
Player Highs Analysis
All gamesP:
as of Feb 11

Houston - Individual Game Highs

POINTS	42	Kingston Flemings at Texas Tech (01/24/2026)
	27	Emanuel Sharp at Utah (02/10/2026)
	27	Kingston Flemings at TCU (01/28/2026)
	27	Emanuel Sharp vs Florida St. (N) (12/06/2025)
	26	Emanuel Sharp vs Syracuse (N) (11/24/2025)
	26	Milos Uzan vs Syracuse (N) (11/24/2025)
FIELD GOALS MADE	15	Kingston Flemings at Texas Tech (01/24/2026)
	10	Emanuel Sharp vs Florida St. (N) (12/06/2025)
	10	Kingston Flemings vs Tennessee (N) (11/25/2025)
FIELD GOAL ATTEMPTS	26	Kingston Flemings at Texas Tech (01/24/2026)
	19	Kingston Flemings vs Texas Tech (01/06/2026)
FIELD GOAL PERCENTAGE (min 5 made)	1.000 (5-5)	Mercy Miller vs New Orleans (12/13/2025)
	1.000 (5-5)	Chris Cenac Jr vs Rider (11/20/2025)
3 PT FG MADE	8	Emanuel Sharp at Utah (02/10/2026)
	6	Emanuel Sharp vs Florida St. (N) (12/06/2025)
3 PT FG ATTEMPTS	13	Emanuel Sharp at Utah (02/10/2026)
	12	Isiah Harwell at Baylor (01/10/2026)
	12	Emanuel Sharp vs Florida St. (N) (12/06/2025)
	12	Milos Uzan vs Towson (11/08/2025)
3 PT FG PERCENTAGE (min 2 made)	1.000 (3-3)	Chris Cenac Jr at Baylor (01/10/2026)
	1.000 (2-2)	Isiah Harwell vs Arizona St. (01/18/2026)
	1.000 (2-2)	Ramon Walker Jr. vs New Orleans (12/13/2025)
	1.000 (2-2)	Chris Cenac Jr vs Rider (11/20/2025)
	1.000 (2-2)	Kingston Flemings vs Rider (11/20/2025)
FREE THROWS MADE	11	Emanuel Sharp vs Syracuse (N) (11/24/2025)
	9	Kingston Flemings at TCU (01/28/2026)
	9	Emanuel Sharp vs Lehigh (11/03/2025)
FREE THROW ATTEMPTS	12	Emanuel Sharp vs Syracuse (N) (11/24/2025)
	10	Kingston Flemings at Texas Tech (01/24/2026)
	10	Emanuel Sharp vs Lehigh (11/03/2025)
FREE THROW PERCENTAGE (min 3 made)	1.000 (9-9)	Kingston Flemings at TCU (01/28/2026)
	1.000 (6-6)	Milos Uzan vs Syracuse (N) (11/24/2025)
	1.000 (5-5)	Emanuel Sharp at TCU (01/28/2026)
	1.000 (5-5)	Emanuel Sharp at Texas Tech (01/24/2026)
	1.000 (4-4)	Emanuel Sharp vs Cincinnati (01/31/2026)
	1.000 (4-4)	Kingston Flemings vs West Virginia (01/13/2026)
	1.000 (4-4)	Milos Uzan at Baylor (01/10/2026)
	1.000 (4-4)	Kingston Flemings vs Middle Tenn. (12/29/2025)
	1.000 (4-4)	Ramon Walker Jr. vs Arkansas (N) (12/20/2025)
	1.000 (4-4)	Mercy Miller vs New Orleans (12/13/2025)
	1.000 (4-4)	Kingston Flemings vs New Orleans (12/13/2025)
	1.000 (4-4)	Mercy Miller vs Notre Dame (N) (11/26/2025)
	1.000 (4-4)	Milos Uzan vs Notre Dame (N) (11/26/2025)
	1.000 (3-3)	Kingston Flemings vs Arizona St. (01/18/2026)
	1.000 (3-3)	Joseph Tugler vs Texas Tech (01/06/2026)
	1.000 (3-3)	Emanuel Sharp vs Middle Tenn. (12/29/2025)
	1.000 (3-3)	Kingston Flemings vs Towson (11/08/2025)
REBOUNDS	14	Chris Cenac Jr at TCU (01/28/2026)
	13	Chris Cenac Jr vs Towson (11/08/2025)
ASSISTS	10	Milos Uzan vs New Orleans (12/13/2025)
	9	Kingston Flemings vs Oakland (11/12/2025)
STEALS	8	Kingston Flemings vs Florida St. (N) (12/06/2025)
	5	Kingston Flemings at Cincinnati (01/03/2026)
	5	Joseph Tugler vs Towson (11/08/2025)
BLOCKED SHOTS	5	Joseph Tugler vs Syracuse (N) (11/24/2025)
	4	Joseph Tugler vs Rider (11/20/2025)
	4	Joseph Tugler vs Oakland (11/12/2025)
	4	Joseph Tugler vs Lehigh (11/03/2025)
TURNOVERS	5	Joseph Tugler vs Lehigh (11/03/2025)
	4	Kingston Flemings at TCU (01/28/2026)
	4	Chris Cenac Jr vs Florida St. (N) (12/06/2025)
	4	Kingston Flemings vs Florida St. (N) (12/06/2025)
	4	Kingston Flemings vs Auburn (N) (11/16/2025)
FOULS	5	Joseph Tugler at BYU (02/07/2026)
	5	Emanuel Sharp at TCU (01/28/2026)
	5	Joseph Tugler vs Notre Dame (N) (11/26/2025)
	5	Chris Cenac Jr vs Tennessee (N) (11/25/2025)
	5	Joseph Tugler vs Syracuse (N) (11/24/2025)
	5	Joseph Tugler vs Auburn (N) (11/16/2025)
	5	Chris Cenac Jr vs Auburn (N) (11/16/2025)

Opponent - Individual Game Highs

POINTS	31	JT Toppin at Texas Tech (01/24/2026)
	28	AJ Dybantsa at BYU (02/07/2026)
	27	Darius Acuff Jr. vs Arkansas (N) (12/20/2025)
	22	Ja'Kobi Gillespie vs Tennessee (N) (11/25/2025)
	20	Jaylen Petty vs Texas Tech (01/06/2026)
	20	Malique Ewin vs Arkansas (N) (12/20/2025)
	20	Keyshawn Hall vs Auburn (N) (11/16/2025)
	20	Isaac Garrett vs Oakland (11/12/2025)
FIELD GOALS MADE	12	JT Toppin at Texas Tech (01/24/2026)
	9	AJ Dybantsa at BYU (02/07/2026)
	9	JT Toppin vs Texas Tech (01/06/2026)
	9	Darius Acuff Jr. vs Arkansas (N) (12/20/2025)
FIELD GOAL ATTEMPTS	24	JT Toppin at Texas Tech (01/24/2026)
	16	Ja'Kobi Gillespie vs Tennessee (N) (11/25/2025)
	16	Keyshawn Hall vs Auburn (N) (11/16/2025)
	16	Isaac Garrett vs Oakland (11/12/2025)
FIELD GOAL PERCENTAGE (min 5 made)	.857 (6-7)	Moustapha Thiam at Cincinnati (01/03/2026)
	.833 (5-6)	Billy Richmond III vs Arkansas (N) (12/20/2025)
3 PT FG MADE	5	Donovan Atwell at Texas Tech (01/24/2026)
	5	Jaylen Petty vs Texas Tech (01/06/2026)
3 PT FG ATTEMPTS	10	Kobe MaGee vs Florida St. (N) (12/06/2025)
	9	Honor Huff vs West Virginia (01/13/2026)
	9	Donovan Atwell vs Texas Tech (01/06/2026)
	9	Jaylen Petty vs Texas Tech (01/06/2026)
	9	Alec Oglesby vs Middle Tenn. (12/29/2025)
	9	Ja'Kobi Gillespie vs Tennessee (N) (11/25/2025)
3 PT FG PERCENTAGE (min 2 made)	1.000 (3-3)	Robert Wright III at BYU (02/07/2026)
	1.000 (2-2)	Josiah Moseley at Texas Tech (01/24/2026)
	1.000 (2-2)	Billy Richmond III vs Arkansas (N) (12/20/2025)
FREE THROWS MADE	10	Malique Ewin vs Arkansas (N) (12/20/2025)
	9	Cameron Carr at Baylor (01/10/2026)
	9	Ja'Kobi Gillespie vs Tennessee (N) (11/25/2025)
FREE THROW ATTEMPTS	17	Malique Ewin vs Arkansas (N) (12/20/2025)
	16	Cameron Carr at Baylor (01/10/2026)
FREE THROW PERCENTAGE (min 3 made)	1.000 (9-9)	Ja'Kobi Gillespie vs Tennessee (N) (11/25/2025)
	1.000 (8-8)	MJ Thomas vs New Orleans (12/13/2025)
	1.000 (8-8)	Keyshawn Hall vs Auburn (N) (11/16/2025)
	1.000 (6-6)	Riley Kugel vs UCF (02/04/2026)
	1.000 (6-6)	Caleb Smith vs Rider (11/20/2025)
	1.000 (5-5)	Day Day Thomas at Cincinnati (01/03/2026)
	1.000 (5-5)	Brody Robinson vs Oakland (11/21/2025)
	1.000 (4-4)	Jamichael Stillwell vs UCF (02/04/2026)
	1.000 (4-4)	Jaylen Petty at Texas Tech (01/24/2026)
	1.000 (4-4)	Massamba Diop vs Arizona St. (01/18/2026)
	1.000 (4-4)	Tounde Yessoufou at Baylor (01/10/2026)
	1.000 (4-4)	Donovan Atwell vs Texas Tech (01/06/2026)
	1.000 (4-4)	Chauncey Wiggins vs Florida St. (N) (12/06/2025)
	1.000 (3-3)	Keyshawn Tillery vs Cincinnati (01/31/2026)
	1.000 (3-3)	Honor Huff vs West Virginia (01/13/2026)
	1.000 (3-3)	Jaylen Petty vs Texas Tech (01/06/2026)
	1.000 (3-3)	Lajae Jones vs Florida St. (N) (12/06/2025)
	1.000 (3-3)	Shemani Fuller vs Rider (11/20/2025)
REBOUNDS	12	JT Toppin at Texas Tech (01/24/2026)
	12	Torey Alston vs Middle Tenn. (12/29/2025)
ASSISTS	9	Christian Anderson at Texas Tech (01/24/2026)
	7	Christian Anderson vs Texas Tech (01/06/2026)
	7	Darius Acuff Jr. vs Arkansas (N) (12/20/2025)
STEALS	3	Delyle Williams vs Jackson St. (12/10/2025)
	3	Bishop Boswell vs Tennessee (N) (11/25/2025)
	3	William Kyle III vs Syracuse (N) (11/24/2025)
	3	Jack Doumbia Jr. vs Towson (11/08/2025)
	3	Joshua Ingram vs Lehigh (11/03/2025)
BLOCKED SHOTS	5	JT Toppin vs Texas Tech (01/06/2026)
	3	Kebe Keita at BYU (02/07/2026)
	3	Torey Alston vs Middle Tenn. (12/29/2025)
TURNOVERS	7	Tounde Yessoufou at Baylor (01/10/2026)
	6	Day Day Thomas vs Cincinnati (01/31/2026)
	6	Chris Loofe vs Middle Tenn. (12/29/2025)
	6	MJ Thomas vs New Orleans (12/13/2025)
	6	Naithan George vs Syracuse (N) (11/24/2025)
	6	Dylan Williamson vs Towson (11/08/2025)
FOULS	4	Jaylen Petty at Texas Tech (01/24/2026)
	4	Honor Huff vs West Virginia (01/13/2026)
	4	Treysen Eaglestaff vs West Virginia (01/13/2026)
	4	JT Toppin vs Texas Tech (01/06/2026)
	4	Lejuan Watts vs Texas Tech (01/06/2026)
	4	Kamari Lands vs Middle Tenn. (12/29/2025)
	4	Torey Alston vs Middle Tenn. (12/29/2025)
	4	Chris Loofe vs Middle Tenn. (12/29/2025)
	4	D.J. Wagner vs Arkansas (N) (12/20/2025)
	4	Jakevion Buckley vs New Orleans (12/13/2025)
	4	Tavaj Cope vs New Orleans (12/13/2025)
	4	Dionjahe Thomas vs Jackson St. (12/10/2025)
	4	Cole Certa vs Notre Dame (N) (11/26/2025)
	4	Markus Burton vs Notre Dame (N) (11/26/2025)
	4	Carson Towt vs Notre Dame (N) (11/26/2025)
	4	Ja'Kobi Gillespie vs Tennessee (N) (11/25/2025)
	4	Ibrahim Souare vs Syracuse (N) (11/24/2025)
	4	Naithan George vs Syracuse (N) (11/24/2025)
	4	Tyler Schmidt vs Towson (11/08/2025)
	4	Joshua Ingram vs Lehigh (11/03/2025)

TEAM GAME-by-GAME STATISTICS

Team	Date	W/L	Pts	1st/2nd	FG-A	Pct.	3P-A	Pct.	FT-A	Pct.	Off	Def	Reb	PF	Ast	TO	Bl	St
#2/2 HOUSTON	11/3/25	W	75	44/31	26-61	.426	7-21	.333	16-20	.800	15	28	43	22	14	13	6	11
vs. Lehigh			57	31/34	19-51	.373	4-15	.267	15-23	.652	9	21	30	16	5	15	3	8
#2/2 HOUSTON	11/8/25	W	65	33/32	26-62	.419	8-32	.250	5-7	.714	12	23	35	14	14	12	2	11
vs. Towson			48	26/22	19-49	.388	3-18	.167	7-14	.500	9	26	35	12	9	18	0	9
#1/2 HOUSTON	11/12/25	W	75	39/39	32-71	.451	9-31	.290	5-8	.625	18	28	46	17	20	6	6	9
vs. Oakland			45	17/28	16-51	.314	3-13	.231	10-15	.667	10	22	32	12	6	13	2	3
#1/2 HOUSTON	11/16/25	W	73	39/34	28-65	.431	7-24	.292	10-12	.833	14	26	40	23	15	10	5	7
vs. #22/25 Auburn			72	35/37	22-57	.386	7-22	.318	21-33	.636	14	23	37	14	11	8	2	5
#2/2 HOUSTON	11/20/25	W	91	47/44	37-66	.561	10-26	.38.5	7-7	1.000	9	24	33	12	23	7	7	13
vs. Rider			45	25/20	16-52	.308	4-17	.235	9-9	1.000	12	20	32	11	8	23	2	5
#3/2 HOUSTON	11/24/25	W	78	37/30/11	24-66	.364	11-27	.407	19-27	.704	17	32	49	23	13	13	5	9
vs. Syracuse			74	34/33/7	27-63	.429	8-31	.258	12-29	.414	14	29	43	21	12	13	1	6
#3/2 HOUSTON	11/25/25	L	73	39/34	28-61	.459	9-24	.375	8-11	.727	15	18	33	21	16	9	4	3
vs. #17/16 Tennessee			76	35/41	24-51	.471	5-17	.294	23-29	.793	13	19	32	15	15	9	3	6
#3/2 HOUSTON	11/26/25	W	66	39/27	20-50	.339	8-27	.296	18-23	.783	16	28	44	17	15	5	3	4
vs. Notre Dame			56	25/31	17-50	.340	6-28	.214	16-21	.762	9	25	34	19	10	8	1	2
#8/7 HOUSTON	12/6/25	W	82	41/41	32-65	.492	11-29	.379	7-9	.778	12	23	35	16	23	13	3	15
vs. Florida State			67	33/34	22-57	.386	10-32	.313	13-18	.722	16	21	37	14	10	19	3	5
#7/8 HOUSTON	12/10/25	W	80	40/40	31-65	.477	11-33	.333	7-13	.538	18	24	42	12	19	11	4	11
vs. Jackson State			38	16/22	13-44	.295	9-28	.321	3-5	.600	7	21	28	18	6	25	2	7
#7/8 HOUSTON	12/13/25	W	99	44/55	32-59	.542	11-23	.478	24-31	.774	11	22	33	19	23	6	3	11
vs. New Orleans			57	23/34	17-45	.378	4-14	.286	19-23	.826	10	21	31	24	7	21	2	3
#8/8 HOUSTON	12/20/25	W	94	49/45	32-62	.516	11-25	.440	19-25	.760	10	23	33	24	13	9	2	7
vs. #14/14 Arkansas			85	41/44	28-57	.491	8-20	.400	21-35	.600	12	22	34	18	13	12	3	4
#8/8 HOUSTON	12/29/25	W	69	33/36	24-59	.407	6-20	.300	15-17	.882	14	17	31	11	8	6	2	8
vs. Middle Tennessee			60	28/32	23-49	.469	11-28	.393	3-6	.500	11	22	33	21	13	19	3	3
#8/8 HOUSTON	1/3/26	W	67	28/39	26-63	.413	8-25	.320	7-8	.778	12	22	34	16	11	8	3	9
at Cincinnati			60	33/27	21-49	.429	6-20	.300	12-16	.750	7	23	30	13	12	15	3	2
#7/7 HOUSTON	1/6/26	W	69	31/38	24-61	.393	4-17	.235	17-22	.773	12	24	36	15	8	6	2	5
vs. #14/14 Texas Tech			65	31/34	23-56	.411	9-28	.321	10-11	.909	8	27	35	19	14	14	5	4
#7/7 HOUSTON	1/10/26	W	77	33/44	29-74	.392	11-39	.282	8-13	.615	23	22	45	24	16	5	7	5
at Baylor			55	26/29	15-41	.366	7-19	.368	18-31	.581	10	24	34	13	11	16	4	3
#7/7 HOUSTON	1/13/26	W	77	33/44	25-58	.431	11-35	.314	16-21	.762	12	26	38	14	16	7	3	9
vs. West Virginia			48	18/30	17-46	.370	9-25	.360	5-10	.500	6	23	29	20	10	15	2	4
#7/7 HOUSTON	1/18/26	W	103	56/47	40-71	.563	12-25	.480	11-12	.917	15	18	33	15	22	10	8	12
vs. Arizona State			73	29/44	22-54	.407	9-25	.360	20-24	.833	13	17	30	11	16	17	2	8
#6/6 HOUSTON	1/24/26	L	86	49/37	29-60	.483	11-28	.393	17-21	.810	11	17	28	25	9	6	1	5
at #12/12 Texas Tech			90	55/35	27-62	.435	12-29	.414	24-30	.800	21	23	44	16	16	10	0	1
#10/7 HOUSTON	1/28/26	W	79	43/36	24-54	.444	9-23	.391	22-24	.917	6	25	31	22	12	11	1	6
at TCU			70	30/40	25-53	.472	4-15	.267	16-25	.640	7	23	30	22	15	12	1	6
#10/7 HOUSTON	1/31/26	W	76	32/44	26-57	.456	9-26	.346	15-18	.833	11	18	29	16	14	4	4	9
vs. Cincinnati			54	20/34	18-47	.383	10-23	.435	8-13	.615	12	23	35	14	11	19	1	2
#8/8 HOUSTON	2/4/26	W	79	33/46	35-64	.547	3-19	.158	6-8	.750	12	28	40	19	18	5	2	7
vs. rv/rv UCF			55	19/36	16-52	.308	6-21	.286	17-20	.850	10	19	29	13	10	11	1	2
#8/8 HOUSTON	2/7/26	W	77	37/40	29-61	.475	7-20	.350	12-15	.800	13	27	40	22	15	4	3	4
at #16/14 BYU			66	31/35	21-53	.396	8-22	.364	16-28	.571	14	22	36	18	11	6	5	3
#3/3 HOUSTON	2/10/26	W	66	34/32	26-60	.433	9-26	.346	5-10	.500	12	20	32	15	8	5	6	7
at Utah			52	25/27	20-45	.444	2-17	.118	10-14	.714	5	23	28	9	13	13	1	4
#3/3 HOUSTON	2/14/26																	
vs. Kansas State																		
HOUSTON	2/16/26																	
at Iowa State																		
HOUSTON	2/21/26																	
vs. Arizona																		
HOUSTON	2/23/26																	
at Kansas																		
HOUSTON	2/28/26																	
vs. Colorado																		
HOUSTON	3/4/26																	
vs. Baylor																		
HOUSTON	3/7/26																	
at Oklahoma State																		
HOUSTON	TBA																	
vs. TBA																		
Totals			1,879	933/935/11	685-1,505	.455	213-625	.341	296-383	.773	321	563	884	434	366	191	92	199
Opponents			1,468	678/783/7	488-1,235	.395	164-527	.311	328-482	.680	260	539	799	378	264	351	55	104

RADIO/TV ROSTER



KORDEL JEFFERSON
G • 6-3 • 195 • r-Sr.-1L
Arlington, Texas
@ korrdel



ISIAH HARWELL
G • 6-6 • 220 • Fr.-HS
Pocatello, Idaho
@ isiah_harwell1



RAMON WALKER Jr.
G • 6-5 • 215 • r-Gr.-4L
Pearland, Texas
@ ramonwalkerjr X ramonwalker04



KINGSTON FLEMINGS
G • 6-4 • 190 • Fr.-HS
San Antonio, Texas
@ k1ng_flemings X K1ngFlemings



CHRIS CENAC Jr.
F/C • 6-11 • 240 • Fr.-HS
New Orleans, La.
@ chriscenac1 X chriscenacr



BRYCE JACKSON
G • 6-6 • 210 • Fr.-HS
Pearland, Texas
@ thebjackk_ X Brycejack10



MILOS UZAN
G • 6-4 • 195 • Sr.-1L
Las Vegas, Nev.
@ lossyuzan



CEDRIC LATH
C • 6-10 • 265 • r-Jr.-2L
Abidjan, Ivory Coast
@ ced_lath X AguyCedric



JOSEPH TUGLER
F • 6-8 • 230 • Jr.-2L
Houston, Texas
@ josephugler X joseph_tugler



JACOB McFARLAND
C • 6-11 • 225 • r-Sr.-SQ
Moreno Valley, Calif.
@ jacobmcfar1and



KALIFA SAKHO
F • 6-11 • 230 • Gr.-TR
Rouen, France
@ lifka_skh X Klz224



EMANUEL SHARP
G • 6-3 • 205 • r-Sr.-3L
Tampa, Fla.
@ emanuelsharp_



CHASE McCARTY
F • 6-5 • 215 • r-Fr.-RS
Madison, Ala.
@ chase_mccarty X Chasemccarty21



MERCY MILLER
G • 6-4 • 200 • So.-1L
Los Angeles, Calif.
@ mercymiller X mercymiller25



KELVIN SAMPSON
Head Coach
12th Season at Houston
37th Season Overall

@ CoachSampsonUH



KELLEN SAMPSON
Assistant Coach
12th Season at Houston
16th Season Overall

@ kellenmsampson



K.C. BEARD
Assistant Coach
12th Season at Houston
15th Season Overall

@ k.c.beard
X CoachKCBeard1



MIKE EKANEM
Assistant Coach
1st Season at Houston
5th Season Overall

@ Coachmike_



HOLLIS PRICE
Special Assistant to Head Coach/
Assistant Coach
12th Season at Houston
15th Season Overall

@ hollis_price10
X HollisHp



ANTHONY GOLDWIRE
Director of Player Development/
Assistant Coach
5th Season at Houston
5th Season Overall

@ anthony.goldwire5