

UNIVERSITY OF HOUSTON BASKETBALL

ATHLETICS COMMUNICATIONS: 3204 Cullen Blvd. • Suite 2008 • Houston, TX • 77204 • Contact: Jeff Conrad (jaconrad@central.uh.edu) C: (713) 557-3841 • UHCougars.com

#2/2 HOUSTON COUGARS (32-4 • 19-1 Big 12)

Charity Exhibition

Oct. 27 #13/15 TEXAS A&M ESPN+ W, 79-64

Nov. 4 JACKSON STATE ESPN+ W, 97-40

Mattress Firm Battleground 2k24 (Toyota Center • Houston)

Nov. 9 vs. #11/11 Auburn ESPNU L, 69-74

Nov. 13 LOUISIANA ESPN+ W, 91-45

Nov. 22 HOUSTON ESPN+ W, 80-44

Players Era Tournament (MGM Grand Garden Arena • Las Vegas)

Nov. 26 vs. #9/9 Alabama TBS/Max L, 80-85 (OT)

Nov. 27 vs. Notre Dame TBS/Max W, 65-54

Nov. 30 vs. San Diego State TNT/Max L, 70-73 (OT)

Big 12-BIG EAST Battle

Dec. 7 BUTLER ESPN2 W, 79-51

Dec. 10 TROY ESPN+ W, 62-42

Dec. 18 TOLEDO ESPN+ W, 78-49

Dec. 21 TEXAS A&M-CORPUS CHRISTI CBSN W, 87-51

Dec. 30 * at Oklahoma State ESPN+ W, 60-47

Jan. 4 * BYU ESPN+ W, 86-55

Jan. 6 * TCU ESPN2 W, 65-46

Jan. 11 * at Kansas State ESPN+ W, 87-57

Jan. 15 * rv/#25 WEST VIRGINIA ESPN+ W, 70-54

Jan. 18 * at UCF CBSN W, 69-68

Jan. 21 * UTAH ESPN+ W, 70-36

Jan. 25 * at #12/11 Kansas ESPN W, 92-86 (2OT)

Jan. 29 * at rv/rv West Virginia ESPN+ W, 63-49

Feb. 1 * #22/19 TEXAS TECH ESPN2 L, 81-82 (OT)

Feb. 4 * OKLAHOMA STATE ESPN+ W, 72-63

Feb. 8 * at Colorado ESPN+ W, 69-59

Feb. 10 * rv/rv BAYLOR ESPN W, 76-65

Feb. 15 * at #13/13 Arizona ESPN W, 62-58

Feb. 18 * at Arizona State ESPN2 W, 80-65

ESPN College GameDay covered by State Farm

Feb. 22 * #8/8 IOWA STATE ESPN W, 68-59

Feb. 24 * at #9/10 Texas Tech ESPN W, 69-61

March 1 * CINCINNATI CBS W, 73-64

Senior Night

March 3 * KANSAS ESPN W, 65-59

March 8 * at Baylor ESPN W, 65-61

Phillips 66 Big 12 Championship (T-Mobile Center • Kansas City, Mo.)

March 13 vs. (16) Colorado ESPN2 W, 77-68

March 14 vs. #17/18 (4) BYU ESPN2 W, 74-54

March 15 vs. rv/#24 (3) Arizona ESPN W, 72-64

NCAA Tournament Midwest Region First/Second Rounds

(Intrust Bank Arena • Wichita, Kan.)

March 20 vs. (16) SIUE TBS W, 78-40

March 22 vs. #24/23 (8) Gonzaga TNT W, 81-76

NCAA Tournament Midwest Regional (Lucas Oil Stadium • Indianapolis)

March 28 vs. #22/22 (4) Purdue TBS/truTV 9:09 p.m.

March 30 vs. #6/6 (2) Tennessee/#18/21(3) Kentucky TBA

NCAA Tournament Final Four (Alamodome • San Antonio, Texas)

April 5 vs. TBA TBA

NCAA Tournament National Championship (Alamodome • San Antonio, Texas)

April 7 vs. TBA TBA

Home Games played in Fertitta Center and listed in **BOLD CAPS**

All times are Central and subject to change

Rankings listed as Associated Press/USA TODAY Sports Coaches'

All games can be heard on 950 AM KPRC & Varsity Network app

NCAA TOURNAMENT MIDWEST REGION SWEET 16

#2/2 (1) HOUSTON COUGARS (32-4 • 19-1 Big 12) vs. #22/22 (4) PURDUE BOILERMAKERS (24-11 • 13-7 Big Ten)



Approx. 10:09 p.m. (EDT) • Friday, March 28, 2025

Lucas Oil Stadium (35,000) • Indianapolis

TBS / tru TV

950 AM KPRC • Varsity Network app



#2/2 (1) HOUSTON READY for NCAA SWEET 16 MATCHUP vs. #22/22 (4) PURDUE on FRIDAY

• After a hard-fought win in the NCAA Tournament Midwest Region Second Round, #2/2 (1) Houston continues its postseason run when it faces #22/22 (4) Purdue in the Sweet 16 inside Lucas Oil Stadium in Indianapolis at approx. 10:09 p.m. (EDT) Friday.

• With Saturday's win over Gonzaga, the Cougars extended their Sweet 16 streak to a nation's best six straight seasons while ending the Bulldogs' streak at nine years.

• Graduate guard **LJ Cryer** poured in a career-high-tying 30-points and sophomore forward **Joseph Tugler** posted 10 points with a game-high 11 rebounds to lead the Cougars. in a battle of the winning NCAA Division I programs since 2018.

• Friday's game will be the first meeting against Purdue since the 1997-98 season and the first meeting in the NCAA Tournament. The Boilermakers have won the last two games against the Cougars.

HEADLINES and STORYLINES

• With two Big 12 regular-season crowns and, most recently, the Phillips 66 Big 12 Championship title, Houston now has more league championships (3) than years in the league (2).

• With 19 league wins and 10 conference road victories in 2024-25, Houston set both Big 12 and school single-season records with those victory totals.

• In 2024-25, Houston became the first school to join a major conference and win the regular-season championship in its first two years in the new league since Idaho accomplished the feat during the 1921-22 and 1922-23 seasons in the PCC (now known as the Pac 12).

• Houston is one of only two schools to rank among the *KenPom.com* Top 10 national leaders in both offensive (123.7, 10th) and defensive efficiencies (87.8, 1st) through games of March 23. Duke (129.1 off., 3rd, 90.1, 4th) join the Cougars in that exclusive group.

• Since 2017-18, Houston is the nation's winningest team with a 240-43 record. The Cougars also are the nation's winningest team over the three (97), four (129), five (157), six (180) and seven (213) seasons.

• **Head Coach Kelvin Sampson** is one of four finalists for the Naismith National Coach of the Year Finalist. Sophomore forward **Joseph Tugler** is one of four finalists for the Naismith National Defensive Player of the Year Award presented by MOLECULE.

• Houston enjoys one of the nation's leading 3-point and free-throw shooting back-courts. Graduate guard **LJ Cryer** (3.1, 42.8%) and junior guard **Emanuel Sharp** (2.3, 42.3%) are among the Big 12 leaders in 3-point field goals per game and 3-point field goal percentage. In addition, both Cougars also shoot over 88.0 percent from the free throw line with Sharp standing third in the Big 12 and 25th nationally at 88.7.

• With Houston's Dec. 7 win over Butler, graduate forward **J'Wan Roberts** set a school record and became the winningest student-athlete in program history. Entering Friday's Sweet 16 game, Roberts owns a 146-23 record in his Houston career.

SETTING the SCENE

Television: TBS / truTV

Andrew Catalon (xpp)

Steve Lappas (analyst)

Evan Washburn (reporter)

Radio: KPRC 950 AM /

Varsity Network app /

SiriusXM Radio Ch. 209 or Ch. 202

Jeremy Branham (PxP)

Elvin Hayes (analyst)

Pregame show begins at 9:54 p.m. (EDT)

Radio: Westwood One

Kevin Kugler (PxP)

Robbie Hummel (analyst)

Series vs. Purdue: Purdue leads 2-1

First meeting since 1997-98 season

Purdue won last two

Purdue won last, 86-53

Hofheinz Pavilion • Houston (Jan. 10, 1998)

Series tied 1-1 at neutral site

Purdue won last at neutral site, 114-90

Market Square Arena • Indianapolis (Dec. 10, 1993)

First meeting at NCAA Tournament

Houston Head Coach: Kelvin Sampson

(UNC Pembroke '78)

Career Record: 796-353 (36th year)

Houston Record: 296-83 (11th year)

vs. Purdue: 6-2

(2-1 with Indiana; 4-1 with Oklahoma)

vs. Matt Painter: 2-1

(2-1 with Indiana)

Purdue Head Coach: Matt Painter

(Purdue '94)

Career Record: 496-219 (21st yr.)

Purdue Record: 471-214 (20th yr.)

vs. Houston: First meeting

vs. Kelvin Sampson: 1-2

(1-2 with Purdue)

Up Next: * NCAA Tournament Elite Eight

Sunday, March 30

Lucas Oil Stadium (35,000) • Indianapolis

TBA | 950 AM KPRC | Varsity Network app

Westwood One

* — with win vs. Purdue

X f @UHCougarMBK

#ForTheCity

#GoCoogs

THE KELVIN SAMPSON RADIO SHOW

J Bar M Barbecue • 2201 Leeland St.

7 p.m. • Throughout Big 12 season

Head Coach Kelvin Sampson holds his weekly radio show inside J Bar M Barbecue (2201 Leeland St., Houston, 77003).

Hosted by Jeremy Branham, the show airs from 7 to 8 p.m., during the Big 12 Conference season.

Each week, Coach Sampson and Jeremy discuss the latest news about Houston Basketball, the Big 12 Conference, the NCAA and more. Student-athlete and coaching and support staff guests



also join Coach and Jeremy on shows.

Fans can tune in to 950 AM KPRC or listen via the Varsity Network app.

Fans can participate by tweeting questions to @UHCougarMBK.

Thur., Jan. 2	Wed., Feb. 19
Wed., Jan. 8	Tue., Feb. 25
Mon., Jan. 13	Wed., March 5
Thur., Jan. 30	Mon., March 10
Wed., Feb. 5	Mon., March 17
Tue., Feb. 11	

HOUSTON COUGARS at a GLANCE (starters based on previous games)

PROBABLE STARTERS	Pos.	Ht.	Wt.	Cl.-Exp.	Hometown	G-GS	PPG	RPG	Other
7 Milos Uzan	G	6-4	190	Jr.-TR	Las Vegas, Nev.	36-36	11.5	3.0	3.2 Ast-TO
4 L.J. Cryer	G	6-1	200	Gr.-1L	Katy, Texas	36-36	15.6	2.2	3.1 3FG/gm
21 Emanuel Sharp	G	6-3	210	r-Jr.-2L	Tampa, Fla.	33-32	12.5	3.0	42.3 3FG%
13 J'Wan Roberts	F	6-8	235	r-Gr.-4L	St. Thomas, V.I.	33-33	10.9	6.3	2.4 orpg
11 Joseph Tugler	F	6-8	230	So.-1L	Monroe, La.	36-29	5.6	5.9	2.1 bpg
RESERVES	Pos.	Ht.	Wt.	Cl.-Exp.	Hometown	G-GS	PPG	RPG	Other
8 Mylik Wilson	G	6-3	175	r-Gr.-1L	Rayville, La.	36-1	5.8	4.1	1.6 Ast-TO
23 Terrance Arceneaux	G	6-6	205	r-So.-2L	Beaumont, Texas	36-6	7.0	2.8	1.0 spg
5 Ja'Vier Francis	F	6-8	235	Sr.-3L	New Orleans, La.	34-7	5.0	4.3	0.9 bpg
25 Mercy Miller	G	6-4	200	Fr.-HS	Sherman Oaks, Calif.	21-0	2.9	2.0	0.4 apg
0 Kordelius Jefferson	G	6-3	200	r-Fr.-RS	Arlington, Texas	14-0	1.1	0.2	3.9 mpg
2 Cedric Lath	C	6-9	260	r-So.-1L	Abidjan, Ivory Coast	19-0	0.7	1.3	1.0 orpg
3 Ramon Walker Jr.	G	6-5	215	Sr.-3L	Pearland, Texas	8-0	2.0	2.4	50.0 FG%
12 Jacob McFarland	C	6-11	215	r-Fr.-RS	Moreno Valley, Calif.	Sitting out due to injury			
24 Chase McCarty	F	6-6	220	Fr.-HS	Huntsville, Ala.	Has not played — Expected to redshirt			

FIRST ROUND
3/20-3/21



QUICK FACTS

GENERAL INFORMATION

Location:	Houston, Texas
Founded:	1927
Enrollment:	47,981
Nickname:	Cougars
Colors:	Scarlet (PMS 186) and White
Arena (capacity):	Fertitta Center (7,035)
Court Name:	Penick Court
Affiliation:	NCAA Division I
Conference:	Big 12
President/Chancellor:	Dr. Renu Khator
Vice President for Athletics:	Eddie Nunez
NCAA Faculty Representative:	Dr. Jason Porter
Athletics Ticket Office Phone:	(713) 60-COUGS (462-6647)

COACHING STAFF

Head Coach:	Kelvin Sampson (UNC Pembroke '78)
Record at Houston:	296-83 (11th yr.)
Career Record:	796-353 (36th yr.)
Assistant Coaches:	Kellen Sampson, Quannas White, K.C. Beard
Special Assistant to the Head Coach/Assistant Coach:	Hollis Price
Director of Player Development/Assistant Coach:	Anthony Goldwire

SUPPORT STAFF

Director of Operations & Basketball Strategy:	Bobby Champagne
Director of Operations:	Lauren Sampson
Video Coordinator:	Matthew McDonald
Associate AD for Sports Medicine:	John Houston
Director of Sports Performance:	Alan Bishop
Director of Program Strategy & Player Relations:	Bilal Batley
Associate Director of Operations:	Will Finch
Assistant Sports Performance Coach:	Bryan Clarke
Internal Operations:	Jonathan Lored, Ryan Elvin, Justin Whatley
Graduate Assistant Athletics Trainer:	Shantelle Willingham
Student Managers:	Matthew Criswell, Carson Calhoun, Ben Still, Ciarra Merchant, Cameron Simmons, Daniela Perdomo, Trey Hill, Henry Kolassa, Kendal White, Andrew Gonzalez, Brady Wilkes, Andre Bonfiglio, Taelyn Harris

TEAM INFORMATION

2023-24 Record:	32-5
2023-24 Big 12 Finish:	15-3 (Champions)
2023-24 Big 12 Championship Finish:	2-1 (Finalist)
Starters Returning/Lost:	4/1
Lettermen Returning/Lost:	9/2
Newcomers:	3
Returning Scoring:	73.1% (1,987 of 2,720 pts.)
Returning Rebounding:	83.7% (1,150 of 1,374 rebs.)
Returning Assists:	48.3% (234 of 484 asts.)

FERTITTA CENTER

Capacity:	7,035
Record:	109-7 (.940)
Current Streak:	Won, 5 games (since Feb. 4, 2025)
First Game:	W, 65-61, vs. #18/21 Oregon (Dec. 1, 2018)
Attendance:	741,927 (6.396 avg.)
Renovation Cost:	\$60 million
Architects:	PGAI and AECOM
Project Manager:	Turner Construction

HISTORY

First Season:	1946
All-Time Record:	1,467-886 (.623)
NCAA Tournament Appearances / Last:	24 / 2024
Postseason Record:	45-43 (.511)
National Championship Appearances:	2 (1984, 1983)
Final Four Appearances:	6 (2021, 1984, 1983, 1982, 1968, 1967)
Elite Eight Appearances:	7 (2022, 2021, 1984, 1983, 1982, 1968, 1967)
Sweet 16 Appearances:	16 (2024, 2023, 2022, 2021, 2019, 1983, 1983, 1982, 1971, 1970, 1968, 1967, 1966, 1965, 1961, 1956)
Last NCAA Appearance:	2025 NCAA Tournament
Conference Regular-Season Championships / Last:	13 (2024-25)
Conference Tournament Championships / Last:	9 (2025)
NIT Appearances:	11 (2017, 2016, 2006, 2005, 2002, 1993, 1991, 1988, 1985, 1977, 1962)
Last NIT Appearance:	2017 (lost to Akron, First Round)

ATHLETICS COMMUNICATIONS

Assistant AD / Primary Basketball Contact:	Jeff Conrad
Office / Cell Phone:	(713) 743-9410 / (713) 557-3841
Email:	jaconrad@central.uh.edu

2024-25 HOUSTON COUGARS

No.	Name	Pos.	Ht.	Wt.	Cl.-Exp.	Hometown-High School (Last School)
0	Kordelius Jefferson	G	6-3	200	r-Fr.-RS	Bogue Chitto, Miss.-James Martin [Arlington, Texas]
2	Cedric Lath	C	6-9	260	r-So.-1L	Abidjan, Ivory Coast-Balboa School [San Diego, Calif.]
3	Ramon Walker Jr.	G	6-5	215	Sr.-3L	Pearland, Texas-Shadow Creek
4	L.J. Cryer	G	6-1	200	Gr.-1L	Katy, Texas-Morton Ranch (Baylor)
5	Ja'Vier Francis	F	6-8	235	Sr.-3L	New Orleans, La.-Montverde Academy [Fla.]
7	Milos Uzan	G	6-4	190	Jr.-TR	Las Vegas, Nev.-Desert Pines (Oklahoma)
8	Mylik Wilson	G	6-3	175	r-Gr.-1L	Rayville, La.-Rayville (Texas Tech/Louisiana)
11	Joseph Tugler	F	6-8	230	r-So.-1L	Monroe, La.-Cypress Falls [Houston]
12	Jacob McFarland	C	6-11	215	r-Fr.-RS	Moreno Valley, Calif.-Rancho Verde
13	J'Wan Roberts	F	6-8	235	r-Gr.-4L	St. Thomas, U.S. Virgin Islands-Shoemaker [Killeen, Texas]
21	Emanuel Sharp	G	6-3	210	r-Jr.-2L	Tampa, Fla.-Bishop McLaughlin Catholic School
23	Terrance Arceneaux	G	6-6	205	So.-2L	Beaumont, Texas-Beaumont United
24	Chase McCarty	F	6-6	220	Fr.-HS	Huntsville, Ala.-IMG Academy [Bradenton, Fla.]
25	Mercy Miller	G	6-4	200	Fr.-HS	Sherman Oaks, Calif.-Notre Dame

COACHING STAFF


Head Coach:	Kelvin Sampson (UNC Pembroke '78), 11th season
Assistant Coach:	Kellen Sampson (Oklahoma '07), 11th season
Associate Head Coach:	Quannas White (Oklahoma '06), 7th season
Assistant Coach:	K.C. Beard (Boise State '08), 11th season overall
Special Assistant to the Head Coach/Assistant Coach:	Hollis Price (Oklahoma '11), 11th season
Director of Player Development/Assistant Coach:	Anthony Goldwire (Houston '20), 5th season

SUPPORT STAFF

Director of Operations & Basketball Strategy:	Bobby Champagne (South Alabama '90)
Director of Operations:	Lauren Sampson (Oklahoma '04)
Video Coordinator:	Matthew McDonald (Houston '19)
Associate AD for Sports Medicine:	John Houston (Texas Tech '91)
Director of Sports Performance:	Alan Bishop (Utah State '09)
Director of Program Strategy & Player Relations:	Bilal Batley (Oklahoma '07)
Associate Director of Operations:	Will Finch (Indiana '07)
Assistant Director of Sports Performance:	Bryan Clarke (Texas Southern '19)
Internal Operations:	Jonathan Lored (Houston '24), Ryan Elvin (Houston '23), Justin Whatley (North Carolina Central '21)
Graduate Assistant Athletics Trainer:	Shantelle Willingham (North Carolina Central '23)
Student Managers:	Matthew Criswell, Carson Calhoun, Ben Still, Ciarra Merchant, Cameron Simmons, Daniela Perdomo, Trey Hill, Henry Kolassa, Kendal White, Andrew Gonzalez, Brady Wilkes, Andre Bonfiglio, Taelyn Harris

PRONUNCIATION GUIDE

Names	
TERRANCE ARCEAUX	Tair-Ents Ar-Suh-No
Bobby CHAMPAGNE	Sham-Pain
L.J. CRYER	Cry-Er
Ja'VIER Francis	Jay-Vee-Ur
KORDELIUS Jefferson	Kor-Dell-E-Us
CEDRIC LATH	Said-Rick Lot
Jacob MCFARLAND	Mick-Far-Land
J'WAN Roberts	Juh-Wahn
EMANUEL Sharp	E-Man-Yule
Joseph TUGLER	Tug-Lur
MILOS UZAN	My-Los (rhymes with dose) You-Zan
QUANNAS White	Kwah-Nus
MYLIK Wilson	Muh-Leek
Hometowns	
ABIDJAN, Ivory Coast	Ah-Buh-Jahn
BEAUMONT, Texas	Bo-Mont
BOGUE CHITTO, Miss.	Bo-Guh Chit-O
MORENO Valley, Calif.	More-A-No
PEARLAND, Texas	Pair-Land



HOUSTON x JORDAN BRAND

- In April 2018, the Cougars became the seventh school to be selected to join the Jordan Brand family.
- Houston is one of 12 schools to wear the Jumpman logo, joining North Carolina, Michigan, Oklahoma, Florida, Georgetown, Marquette, San Diego State, UCLA, Morehouse, Howard and Cincinnati.
- In December 2020, Houston Women's Basketball joined the Jumpman roster.

UP NEXT

- With a win over #22/2 (4) Purdue on Friday, Houston would advance to the NCAA Tournament Elite Eight for the first time since 2022.
- The Cougars would face the winner from (2) Tennessee/(3) Kentucky inside Lucas Oil Stadium in Indianapolis, on Sunday.
- Game time and broadcasting network would be announced Friday's NCAA Sweet 16 games.

TEAM COMPARISON

Category	UH	Purdue
Associated Press (as March 17)	#2	#22
USA Today Sports Coaches (as March 17)	#2	#22
NET ranking (thru March 16, 2025)	#3	#19
KenPom (thru March 23, 2025)	2nd (+35.87)	16th (+24.84)
Offensive Efficiency	10th (123.7)	7th (124.3)
Defensive Efficiency	1st (87.8)	55th (99.5)
ESPN BPI (thru March 23, 2025)	2nd (23.8)	18th (15.9)
Overall Record	32-4	24-11
Conference	Big 12	Big Ten
Conference Record	19-1 (Champions)	13-7 (t-4th)
Tournament Seeding	#1	#4
Points	74.5	77.7
Opp. Points	58.4	70.6
Scoring Margin	+16.1	+7.1
Rebounds	36.5	33.0
Opp. Rebounds	31.3	30.5
Rebounding Margin	+5.2	+2.4
Field Goal Pct.	45.7	48.8
Opp. Field Goal Pct.	38.4	45.4
3-Point Pct.	39.8	38.5
Opp. 3-Point Pct.	30.6	31.0
3-Point FG per game	8.1	8.3
Free Throw Pct.	74.1	73.0
Opp. Free Throw Pct.	71.0	71.7
Free Throws Made per Game	12.4	14.4
Personal Fouls	16.3	15.9
Assists	12.1	15.8
Turnovers	9.2	10.5
Turnovers Forced	13.7	11.7
Turnover Margin	+4.5	+1.2
Assist/Turnover Ratio	1.3	1.5
Blocked Shots	4.6	1.6
Steals	8.0	6.5

HOUSTON JOINS BIG 12

- The University of Houston Athletics Department officially entered a new era when it joined the Big 12 Conference on July 1, 2023.

- Cougars joined with BYU, Cincinnati and UCF to become part of the league prior to the 2023-24 season.
- The University of Houston accepted an invitation to join the league on Sept. 9, 2021.
- In 2024-25, the league welcomed Arizona, Arizona State, Colorado and Utah to the 16-team Big 12.
- For the first time in school history, Houston will play a 20-game conference schedule in 2024-25.

ESPN COLLEGE GAME DAY covered by STATE FARM

- Houston, Feb. 22 game vs. #8/8 Iowa State marked the second time that ESPN College GameDay covered by State Farm has broadcast from Fertitta Center.
- The show first aired from Houston on March 7, 2019, ahead of the Cougars' game against UCF.
- Men's Basketball isn't the only Houston sports program to host ESPN College GameDay on the UH campus.
- During the 2011 season, the show visited Houston Football ahead of the 10th-ranked Cougars' 37-7 win over SMU inside Robertson Stadium on Nov. 19, 2011.

CONFERENCE CHAMPIONSHIPS (22)

Regular Season (13)

Year	Conference	Final Ranking	Overall Record	Pct.	Conference Record	Pct.	Head Coach	Runner-up
2024-25	Big 12	---	32-4	.889	19-1	.950	Kelvin Sampson	Texas Tech
2023-24	Big 12	#3/3	32-5	.865	15-3	.833	Kelvin Sampson	Iowa State
2022-23	American Athletic	#2/6	33-4	.892	17-1	.944	Kelvin Sampson	Memphis
2021-22	American Athletic	#15/7	32-6	.842	15-3	.833	Kelvin Sampson	SMU
2019-20	American Athletic	#22/23	23-8	.741	13-5	.722	Kelvin Sampson	Tied with Cincinnati, Tulsa
2018-19	American Athletic	#11/12	33-4	.892	16-2	.889	Kelvin Sampson	Cincinnati
1991-92	Southwest	---	25-6	.806	11-3	.786	Pat Foster	Tied with Texas
1983-84	Southwest	#5/#5	32-5	.865	15-1	.938	Guy V. Lewis	Arkansas
1982-83	Southwest	#1/#1	31-3	.912	16-0	1.000	Guy V. Lewis	Arkansas
1955-56	Missouri Valley	---	19-7	.731	9-3	.750	Alden Pasche	Saint Louis
1949-50	Gulf Coast	---	16-7	.696	6-0	1.000	Alden Pasche	Records not available
1946-47	Lone Star	---	15-7	.682	11-1	.917	Alden Pasche	Records not available
1946	Lone Star	---	10-4	.714	8-2	.800	Alden Pasche	Records not available

Tournament (9)

Year	Conference	Record	Head Coach	Runner-up	Location (Venue)
2025	Big 12	3-0	Kelvin Sampson	Arizona	Kansas City, Mo. (T-Mobile Center)
2022	American Athletic	3-0	Kelvin Sampson	Memphis	Fort Worth, Texas (Dickies Arena)
2021	American Athletic	3-0	Kelvin Sampson	Cincinnati	Fort Worth, Texas (Dickies Arena)
2010	Conference USA	4-0	Tom Penders	UTEP	Tulsa, Okla. (BOK Center)
1992	Southwest	3-0	Pat Foster	Texas	Dallas (Reunion Arena)
1984	Southwest	2-0	Guy V. Lewis	Arkansas	Houston (The Summit)
1983	Southwest	2-0	Guy V. Lewis	TCU	Dallas (Reunion Arena)
1981	Southwest	2-0	Guy V. Lewis	Texas	San Antonio, Texas (Hemisfair Arena)
1978	Southwest	4-0	Guy V. Lewis	Texas	Houston (The Summit)

KELVIN SAMPSON vs. PURDUE (6-2)

Houston 0-0 • Indiana 2-1 • Oklahoma 4-1
4-0 Home • 2-1 Road • 0-1 Neutral

with Houston (0-0)

First meeting

with Indiana (2-1)

Feb. 19, 2008 W 77-68 Bloomington, Ind.
Feb. 15, 2007 L 68-81 West Lafayette, Ind.
Jan. 10, 2007 W 85-58 Bloomington, Ind.

with Oklahoma (4-1)

Dec. 8, 2004 W 66-48 West Lafayette Ind.
Dec. 11, 2003 W 47-45 Norman, Okla.

NCAA Tournament West Region Second Round
(McKale Center)

March 18, 2000 L 62-66 Tucson, Ariz.
Dec. 21, 1996 W 82-58 Norman, Okla.
Dec. 6, 1995 L 63-77 West Lafayette, Ind.
credited by NCAA with forfeit win

KELVIN SAMPSON vs. MATT PAINTER (2-1)

Houston 0-0 • Indiana 2-1
2-0 Home • 0-1 Road • 0-0 Neutral

with Houston

First meeting

with Indiana (2-1)

Feb. 19, 2008 W 77-68 Bloomington, Ind.
Feb. 15, 2007 L 68-81 West Lafayette, Ind.
Jan. 10, 2007 W 85-58 Bloomington, Ind.

17th among coaches with 10+ years at the NCAA Division I level. Sampson now has a 796-353 career record. Up next in the NCAA records book is Rick Byrd, who recorded 805 with Maryville (Tenn.), Lincoln Memorial and Belmont (1978-2021).

✓ With a pair of free throws late in Houston's March 1 win over Cincinnati inside Fertitta Center, graduate guard **LJ Cryer** joined Houston's 1,000-Point Club and now has 1,135 points as a Cougar to tie for 35th in Houston career history. Cryer has scored 1,923 points in his collegiate career after totaling 788 points at Baylor (2020-23).

✓ Graduate forward **J'Wan Roberts** now has 1,019 rebounds during his career. He became the fourth Cougar to reach quadruple-digit rebounds. Roberts also has 1,242 points with his rebounding total and became the fourth Cougar in school history to post 1,000 points AND 1,000 rebounds in his career, joining legendary centers **Elvin Hayes** (1965-68), **Hakeem Olajuwon** (1981-84) and **Greg Anderson** (1983-87).

✓ With his baseline 3-pointer against rv/#24 (3) Arizona during the Phillips 66 Big 12 Championship Title Game on March 15, graduate guard **LJ Cryer** became the student-athlete in program history to record multiple seasons with 100+ field goals, joining guards **Robert McKiver** and **Corey Davis Jr.** Cryer has 110 treys in 2024-25 and 222 3-pointers during his career.

• With 944 points in his complete collegiate career, junior point guard **Milos Uzan** needs only 56 more points to become the latest 1,000-Point scorer on the Cougars' 2024-25 roster.

LARGEST MARGIN by OUTRIGHT BIG 12 CHAMPION

Rk.	Lead	Record	School	Season
t1.	4	18-1	Houston	2024-25
		14-5	Arizona	
t1.	4	16-2	Kansas	2016-17
		12-6	West Virginia/Baylor/Iowa State	
t1.	4	15-1	Kansas	2009-10
		11-5	Kansas State/Baylor/Texas A&M	
t1.	4	15-1	Kansas	1997-98
		11-5	Oklahoma State/Oklahoma	
t1.	4	15-1	Kansas	1996-97
		11-5	Colorado	
t6.	3	13-1	Baylor	2020-21
		12-6	Kansas	
t6.	3	16-0	Kansas	2001-02
		13-3	Oklahoma	

HOUSTON'S RECORD ...

Category	2024-25 Record	Pct.	Sampson Era Record	Pct.
All Games	32-4	.889	296-83	.781
Conference Games	19-1	.950	151-48	.759
Big 12 Games	19-1	.950	34-4	.895
American Games	---	---	117-44	.727
Non-Conference Games	13-3	.813	145-35	.806
Postseason Games	5-0	1.000	33-15	.688

Home Games	16-1	.941	166-23	.878
Away Games	10-0	1.000	75-41	.647
Neutral-Site Games	6-3	.667	53-19	.736

vs. Ranked Opponents	8-3	.727	29-23	.558
vs. Unranked Opponents	24-1	.960	267-60	.817

Winning Opening Tip	24-2	.923	191-36	.841
Opp. Wins Opening Tip	8-2	.800	105-47	.691

Scoring First	23-3	.885	200-31	.866
Opp. Scores First	9-1	.900	96-52	.649

Leading at Halftime	27-3	.900	255-31	.892
Trailing at Halftime	5-1	.833	39-50	.438
Tied at Halftime	0-0	.000	2-3	.400

Leading With 5:00 Remaining	31-2	.939	279-18	.939
Trailing With 5:00 Remaining	1-1	.500	12-60	.167
Tied With 5:00 Remaining	0-1	.000	5-4	.556

in Overtime	1-2	.334	9-7	.563
-------------	-----	------	-----	------

Shooting 40+ Percent	31-2	.939	252-35	.878
Shooting 35-39.99 Percent	1-2	.333	33-31	.516
Shooting <35 Percent	0-0	.000	11-17	.393

Opp. Shoots 40+ Percent	15-3	.833	99-73	.576
Opp. Shoots 35-39.99 Percent	4-1	.800	84-6	.933
Opp. Shoots <35 Percent	13-0	1.000	113-4	.966

More 3-Pointers than Opp.	18-1	.947	193-37	.839
Fewer 3-Pointers than Opp.	10-3	.769	74-39	.655
Equal 3-Pointers as Opp.	4-0	1.000	29-7	.806

More Free Throws than Opp.	16-1	.941	149-17	.898
Fewer Free Throws than Opp.	14-3	.519	132-65	.670
Equal Free Throws as Opp.	2-0	1.000	15-1	.938

More Rebounds than Opp.	21-2	.913	232-35	.869
Fewer Rebounds than Opp.	10-1	.909	57-43	.570
Equal Rebounds as Opp.	1-1	.500	7-5	.583

More Assists than Opp.	17-1	.944	220-23	.905
Fewer Assists than Opp.	12-2	.857	59-53	.527
Equal Assists than Opp.	3-1	.750	17-7	.708

More Turnovers than Opp.	2-1	.667	69-34	.670
Fewer Turnovers than Opp.	29-3	.906	211-45	.824
Equal Turnovers than Opp.	1-0	1.000	16-4	.800

Scoring 100+ Pts.	0-0	.000	11-0	1.000
Scoring 90-99 Pts.	3-0	1.000	23-0	1.000
Scoring 80-89 Pts.	6-2	.750	74-6	.925
Scoring 70-79 Pts.	11-1	.917	113-15	.883
Scoring 60-69 Pts.	12-1	.923	70-33	.680
Scoring <60 Pts.	0-0	.000	5-29	.147

Allowing 100+ Pts.	0-0	.000	0-0	.000
Allowing 90-99 Pts.	0-0	.000	4-1	.800
Allowing 80-89 Pts.	1-2	.333	5-17	.227
Allowing 70-79 Pts.	1-2	.333	28-29	.491
Allowing 60-69 Pts.	9-0	1.000	91-27	.771
Allowing <60 Pts.	21-0	1.000	168-8	.176

Games Decided By 1-3 Pts.	1-2	.333	19-27	.413
Games Decided By 4-6 Pts.	5-2	.714	36-17	.679
Games Decided By 7-10 Pts.	7-0	1.000	44-15	.746
Games Decided By 11+ Pts.	19-0	1.000	197-24	.891

November	4-3	.571	51-9	.850
December	5-0	1.000	67-13	.838
January	8-0	1.000	63-23	.729
February	7-1	.857	60-19	.759
March	8-0	1.000	55-18	.753
April	0-0	.000	0-1	.000

in White Houston Uniforms	13-1	.929	137-28	.830
in White Cougars Uniforms	2-2	.500	24-5	.828
in White Throwback Uniforms	5-0	1.000	18-2	.900
in Red Houston Uniforms	0-0	.000	46-33	.583
in Red Script Uniforms	0-0	.000	3-2	.600
in Black Houston Uniforms	12-0	1.000	38-8	.826
in Black Cougars Uniforms	0-0	.000	15-3	.833
in Grey Uniforms	0-0	.000	15-1	.929
in Houston Blue Uniforms	0-1	.000	0-1	.000



2024-25 STANDINGS through games of March 23, 2025

TEAM	BIG 12 GAMES			ALL GAMES		
	W	L	Pct.	W	L	Pct.
(1) Houston	19	1	.950	32	4	.889
(2) Texas Tech	15	5	.750	27	8	.771
(3) Arizona	14	6	.700	22	12	.647
(4) BYU	14	6	.700	26	9	.743
(5) Iowa State	13	7	.650	25	9	.735
(6) Kansas	11	9	.550	21	12	.636
(7) Baylor	10	10	.500	20	14	.588
(8) West Virginia	10	10	.500	19	13	.595
(9) TCU	9	11	.450	16	16	.500
(10) Kansas State	9	11	.450	16	17	.485
(11) Utah	8	12	.400	16	16	.500
(12) Oklahoma State	7	13	.350	17	17	.500
(13) Cincinnati	7	13	.350	18	15	.545
(14) UCF	7	13	.350	17	16	.515
(15) Arizona State	4	16	.200	13	19	.406
(16) Colorado	3	17	.150	14	20	.412

(-) - seeding at Phillips 66 Big 12 Championship

UPCOMING GAMES

Tue., March 25	NIT Quarterfinals North Texas at (4) Oklahoma State, 8 p.m.
Thur., March 27	NCAA Tournament East Region Sweet 16 (Prudential Center • Newark, N.J.) (6) BYU vs. (2) Alabama NCAA Tournament East Region Sweet 16 (Prudential Center • Newark, N.J.) (4) Arizona vs. (1) Duke, 8:39 p.m. NCAA Tournament West Region Sweet 16 (Chase Center • San Francisco) (3) Texas Tech vs. (10) Arkansas
Fri., March 28	NCAA Tournament Midwest Region Sweet 16 (Lucas Oil Stadium • Indianapolis) (1) Houston vs. (4) Purdue, 9:09 p.m.
Mon., March 31	College Basketball Crown (Las Vegas) Utah vs. Butler, 2 p.m. Arizona State vs. Nebraska, 7:30 p.m.
Tue., April 1	College Basketball Crown (Las Vegas) Cincinnati vs. DePaul, 2 p.m. UCF vs. Oregon State, 4:30 p.m. Colorado vs. Villanova, 7:30 p.m.

RECENT GAMES

Sun., March 23	NCAA Tournament East Region First Round (Lenovo Center • Raleigh, N.C.) (1) Duke vs. (9) Baylor 66 NCAA Tournament East Region First Round (Climate Pledge Arena • Seattle) (4) Arizona vs. (5) Oregon 83 NCAA Tournament South Region First Round (Fiserv Forum • Milwaukee) (6) Mississippi 1, (3) Iowa State 78 NIT Second Round (4) Oklahoma State 85, at SMU 83
Sat., March 22	NCAA Tournament Midwest Region Second Round (INTRUST Bank Arena • Wichita, Kan.) (1) Houston 81, (8) Gonzaga 76 NCAA Tournament East Region Second Round (Ball Arena • Denver) (3) Texas Tech 77, (11) Drake 64 NCAA Tournament West Region Second Round (INTRUST Bank Arena • Wichita, Kan.) (6) BYU 91, (3) Wisconsin 89
Fri., March 21	NCAA Tournament East Region First Round (Lenovo Center • Raleigh, N.C.) (9) Baylor 75, (8) Mississippi State 72 NCAA Tournament East Region First Round (Climate Pledge Arena • Seattle) (4) Arizona 93, (13) Akron 65 NCAA Tournament South Region First Round (Fiserv Forum • Milwaukee) (3) Iowa State 82, (14) Lipscomb 55
Thur., March 20	NCAA Tournament Midwest Region First Round (INTRUST Bank Arena • Wichita, Kan.) (1) Houston 78, (16) SIUE 40 NCAA Tournament East Region First Round (Ball Arena • Denver) (6) BYU 80, (11) VCU 71 NCAA Tournament West Region First Round (Amica Mutual (Pavilion) • Providence, R.I.) (10) Arkansas 79, (7) Kansas 72 NCAA Tournament West Region First Round (INTRUST Bank Arena • Wichita, Kan.) (3) Texas Tech 82, (14) UNC Wilmington 72

30-WIN TEAMS (8)

Rk.	No.	Record	Year	Head Coach	Postseason
t1.	33	33-4	2022-23	Kelvin Sampson	NCAA Sweet 16
		33-4	2018-19	Kelvin Sampson	NCAA Sweet 16
t3.	32	32-4	2024-25	Kelvin Sampson	???
t3.	32	32-5	2023-24	Kelvin Sampson	NCAA Sweet 16
		32-6	2021-22	Kelvin Sampson	NCAA Elite Eight
		32-5	1983-84	Guy V. Lewis	NCAA National Runner-Up
t6.	31	31-3	1982-83	Guy V. Lewis	NCAA National Runner-Up
		31-2	1967-68	Guy V. Lewis	NCAA Final Four

20-WIN TEAMS (31)

9.	29	29-8	1976-77	Guy V. Lewis	NIT Runner-Up
10.	28	28-4	2020-21	Kelvin Sampson	NCAA Final Four
t11.	27	27-8	2017-18	Kelvin Sampson	NCAA Second Round
		27-4	1966-67	Guy V. Lewis	NCAA Final Four
t13.	25	25-6	1991-92	Pat Foster	NCAA First Round
		25-8	1989-90	Pat Foster	NCAA First Round
		25-8	1981-82	Guy V. Lewis	NCAA Final Four
		25-8	1977-78	Guy V. Lewis	NCAA First Round
		25-5	1969-70	Guy V. Lewis	NCAA Second Round
t18.	24	24-10	2007-08	Tom Penders	CBI Semifinals
t19.	23	23-8	2019-20	Kelvin Sampson	None - COVID-19
		23-4	1972-73	Guy V. Lewis	NCAA First Round
		23-6	1965-66	Guy V. Lewis	NCAA Second Round
t22.	22	22-10	2015-16	Kelvin Sampson	NIT First Round
		22-7	1970-71	Guy V. Lewis	NCAA Second Round
t24.	21	21-11	2016-17	Kelvin Sampson	NIT First Round
		21-12	2008-09	Tom Penders	CBI First Round
		21-10	2005-06	Tom Penders	NIT Second Round
		21-9	1992-93	Pat Foster	NIT First Round
		21-9	1980-81	Guy V. Lewis	NCAA First Round
		21-6	1961-62	Guy V. Lewis	NIT Quarterfinals
t30.	20	20-13	2012-13	James Dickey	CBI Quarterfinals
		20-7	1971-72	Guy V. Lewis	NCAA First Round

BIG 12 CONFERENCE POSTSEASON AWARD NOTES

• **Kelvin Sampson** - Coach of the Year: Second straight season to be named Big 12 Coach of the Year... Fourth straight Conference Coach of the Year honor and sixth in the last eight years... Eleven (11) Conference Coach of the Year awards from five leagues during his career... Only coach in Houston history to lead Cougars to five, six, seven, eight, nine, and now, 10 consecutive 20-win seasons... Named National Coach of the Year by Andy Katz.

• **LJ Cryer** - Men's Basketball Scholar-Athlete of the Year / All-Big 12 First Team: Third consecutive season to earn All-Big 12 honors and second with Houston after being named to Second Team a year ago... First Big 12 Scholar-Athlete award in career... Received bachelor's degree in integrated studies from Houston in May 2024... Doing post-baccalaureate work in health and posted a 3.73 cumulative GPA... Leads Cougars with 15.3 points and 3.03 points per game and 43.13 points per game percentage.

• **Joseph Tugler** - Defensive Player of the Year / All-Big 12 Third Team / Big 12 All-Defensive Team: First Big 12 individual postseason honor in career... Named to Big 12 All-Freshman Team in 2023-24... Leads Houston and ranked third in Big 12 with 2.0 blocks per game... Blocked at least one shot in all but three games with multiple blocks in 18 games... Swatted eight shots vs. #9/9 Alabama at Players Era Festival in Las Vegas, becoming only sixth Cougar to accomplish that feat in a game... Second straight season a Cougar was named Big 12 Defensive Player of the Year after point guard Jamal Shead became first player in league history to be named Player of the Year and Defensive Player of the Year in the same season in 2023-24.

• **J'Wan Roberts** - All-Big 12 First Team: Second straight season to earn All-Big 12 honors after being named to Third Team a year ago... Houston's leading rebounder with 6.4 boards per game... Houston's winningest student-athlete in program history overall, in conference wins and in wins in Fertitta Center... Fourth player with 1,000+ points AND 1,000+ rebounds in career.

• **Milos Uzan** - All-Big 12 Second Team: First Big 12 postseason honor with Houston after transferring in summer from Oklahoma... Named to 2022-23 Big 12 All-Freshman Team at Oklahoma... Leads Cougars with 4.4 assists per game and ranks among Top-10 national leaders with 3.19 assist-turnover ratio.

• **Emanuel Sharp** - All-Big 12 Honorable Mention: Second straight season to earn All-Big 12 Honorable Mention... Leads Big 12 and ranks sixth nationally with 90.6 free throw percentage... Recorded 18 games with multiple 3-pointers and scored double-digit points in 14 of the first 16 games to open the season.

WITH A WIN...

• Houston advances to the NCAA Tournament Elite Eight for the first time since 2022 and the eighth time in school history
• The Cougars tie the school single-season record with 33 wins, equaling the total by the 2022-23 and 2018-19 teams.
• Houston wins its 16th straight game and its 29th in the last 30 contests.
• The Cougars improve to 1,468-886 in their history.
• Houston improve to 43-30 in NCAA Tournament games during the program's history.
• Houston moves to 386-83 when competing as a ranked team.
• The Cougars improve to 37-5 when competing as the #2 (AP) ranked team and win for the 10th time in their last 11 games as the #2 (AP) ranked team.
• Houston moves to 2-2 against Purdue during the series history.
• Houston improves to 2-1 against Purdue in neutral-site games.
• Houston moves to 1-0 against Purdue during the NCAA Tournament.
• **Head Coach Kelvin Sampson** improves to 797-353 in his career and 297-83 during his Houston tenure.
• Sampson improves to 7-2 against Purdue during his career.
• Sampson moves to 1-1 in neutral-site games against Purdue during his career.
• Sampson moves to 1-1 in NCAA Tournament games against Purdue during his career.
• Sampson moves to 3-1 against Purdue Head Coach Matt Painter during his career.
• Graduate forward **J'Wan Roberts** extends his school record and collects the 147th victory of his collegiate career at Houston.

NATIONAL POLLS as of March 17, 2025

2024-25 opponents in bold

Associated Press

Rk.	Team	Record	Pts.
1.	Duke (49)	31-3	1,464
2.	Houston (6)	30-4	1,394
3.	Florida (2)	30-4	1,370
4.	Auburn (2)	28-5	1,291
5.	St. John's	30-4	1,225
6.	Tennessee	27-7	1,174
7.	Alabama	25-8	1,120
8.	Michigan State	27-6	1,080
9.	Texas Tech	25-8	926
10.	Louisville	27-7	809
11.	Maryland	25-8	764
12.	Clemson	27-6	746
13.	Wisconsin	26-9	732
14.	Michigan	25-9	681
15.	Iowa State	24-9	641
16.	Memphis	29-5	636
17.	BYU	24-9	563
18.	Kentucky	22-11	511
19.	Texas A&M	22-10	457
20.	Saint Mary's (Calif.)	28-5	306
21.	Arizona	22-12	253
22.	Purdue	22-11	227
23.	Missouri	22-11	159
24.	Gonzaga	25-7	151
25.	Oregon	24-9	115

Others receiving votes: Drake 107, Marquette 69, UC San Diego 57, Illinois 55, VCU 28, Creighton 28, Mississippi 13, McNeese 4, UConn 4, Colorado State 4, Kansas 3, High Point 3, UCLA 3, Akron 3.

USA TODAY Sports Coaches'

Rk.	Team	Record	Pts.
1.	Duke (25)	31-3	764
2.	Houston (2)	30-4	731
3.	Florida (4)	30-4	715
4.	Auburn (1)	28-5	672
5.	St. John's	30-4	643
6.	Tennessee	27-7	634
7.	Michigan State	27-6	568
8.	Alabama	25-8	556
9.	Texas Tech	25-8	498
10.	Wisconsin	26-9	445
11.	Louisville	27-7	426
12.	Maryland	25-8	401
13.	Clemson	27-6	378
14.	Iowa State	24-9	361
15.	Michigan	25-9	329
16.	Memphis	29-5	272
17.	BYU	24-9	272
18.	Texas A&M	22-10	233
19.	Saint Mary's (Calif.)	28-5	209
20.	Arizona	22-12	177
21.	Kentucky	22-11	164
22.	Purdue	22-11	164
23.	Gonzaga	25-8	93
24.	Missouri	22-11	90
25.	Marquette	23-10	68

Others receiving votes: Drake 46; UC San Diego 37; Oregon 35; VCU 33; Creighton 33; Illinois 27; Kansas 16; UConn 12; Baylor 7; Colorado State 6; UCLA 3; Mississippi 2; Vanderbilt 1; North Carolina 1.

WEEK-by-WEEK

Date	AP	Coaches
Preseason	#4 (1,343)	#4 (4,698)
Week 1 (Nov. 11)	#8 (1,070)	#10 (488)
Week 2 (Nov. 18)	#7 (1,091)	#7 (470)
Week 3 (Nov. 25)	#6 (1,125)	#7 (559)
Week 4 (Dec. 2)	#17 (402)	#18 (221)
Week 5 (Dec. 9)	#15 (513)	#13 (304)
Week 6 (Dec. 16)	#15 (582)	#12 (363)
Week 7 (Dec. 23)	#15 (615)	#12 (406)
Week 8 (Dec. 30)	#14 (626)	#14 (386)
Week 9 (Jan. 6)	#12 (768)	#11 (454)
Week 10 (Jan. 13)	#10 (935)	#8 (522)
Week 11 (Jan. 20)	#7 (1,151)	#5 (623)
Week 12 (Jan. 27)	#6 (1,242)	#5 (635)
Week 13 (Feb. 3)	#5 (1,245)	#5 (613)
Week 14 (Feb. 10)	#6 (1,235)	#6 (639)
Week 15 (Feb. 17)	#5 (1,290)	#5 (672)
Week 16 (Feb. 24)	#4 (1,327)	#4 (660)
Week 17 (March 3)	#3 (1,396)	#4 (707)
Week 18 (March 10)	#2 (5,142)	#2 (729)
Week 19 (March 17)	#2 (6,139)	#2 (731)
Final (April 8)	---	---

(-) - First-place votes | [] Poll points

WINNINGEST NCAA DIVISION I TEAMS since 2017-18 through March 23, 2025 | 2024-25 opponents in bold

Rk.	School	Last 8 Yrs	Last 7 Yrs (Rk.)	Last 6 Yrs (Rk.)	Last 5 Yrs (Rk.)	Last 4 Yrs (Rk.)	Last 3 Yrs (Rk.)	2024-25	2023-24	2022-23	2021-22	2020-21	2019-20	2018-19	2017-18
1.	Houston	240-43	213-35 (1)	180-31 (1)	157-23 (1)	129-19 (1)	97-13 (1)	32-4	32-5	33-4	32-6	28-4	23-8	33-4	27-8
2.	Gonzaga	239-39	207-33 (2)	174-30 (2)	143-28 (2)	112-27 (5)	84-23 (6)	26-9	27-8	31-6	28-4	31-1	31-2	33-4	32-5
3.	Duke	218-59	189-51 (3)	157-45 (t3)	132-39 (5)	119-28 (2)	87-21 (t3)	33-3	27-9	27-9	32-7	13-11	25-6	32-6	29-8
4.	Kansas	212-68	181-60 (t4)	155-50 (t3)	127-47 (7)	106-38 (t8)	72-32 (t10)	21-13	23-11	28-8	34-6	21-9	28-3	26-10	31-8
5.	Purdue	206-72	176-65 (t7)	150-55 (7)	134-40 (4)	116-30 (3)	87-22 (t3)	24-11	34-5	29-6	29-8	18-10	16-15	26-10	30-7
t6.	Auburn	200-70	174-62 (t9)	144-52	119-46	106-32 (t8)	78-26 (9)	30-5	27-8	21-13	28-6	13-14	25-6	30-10	26-
t6.	Tennessee	200-73	174-65 (t9)	143-58	126-44 (8)	108-35 (7)	81-27 (7)	29-7	27-9	25-11	27-8	18-9	17-14	31-6	26-9
8.	Liberty	199-73	177-58 (6)	148-51 (t8)	118-47	95-41	73-30	28-7	18-14	27-9	22-11	23-6	30-4	29-7	22-15
t9.	San Diego State	198-68	176-57 (t7)	155-44 (t3)	125-42 (9)	102-37 (10)	79-28 (8)	21-10	26-11	32-7	23-9	23-5	30-2	21-13	22-11
t9.	Drake	198-76	181-59 (t4)	157-49 (3)	137-35 (3)	111-30 (6)	86-19 (5)	31-4	28-7	27-8	25-11	26-5	20-14	24-10	17-17
11.	Michigan State	192-81	162-76	130-69	108-60	93-47	70-34	29-6	20-15	21-13	23-13	15-13	22-9	32-7	30-5
t12.	Belmont	191-69	167-60	140-54	114-47	88-43	63-35	22-11	20-13	21-11	25-8	26-4	26-7	27-6	24-9
t12.	Virginia	191-70	160-67	125-64	102-57	84-49	63-36	15-17	23-11	25-8	21-14	18-7	23-7	35-3	31-3
14.	Vermont	190-63	163-55	136-48	111-41	100-36	72-30	21-12	28-7	23-11	28-6	10-5	26-7	27-7	27-8
t15.	Villanova	188-84	151-79	126-69	102-62	84-55	54-47	19-14	18-16	17-17	30-8	18-7	24-7	26-10	36-5
t15.	North Carolina	188-93	162-82	133-75	119-54	101-44	72-35	23-14	29-8	20-13	29-10	18-11	14-19	29-7	26-11
t17.	Baylor	187-79	168-64	148-50 (t8)	122-46 (10)	94-44	67-37	20-15	24-11	23-11	27-7	28-2	26-4	20-14	19-15
t17.	Texas Tech	187-86	160-76	129-69	111-56	93-47	66-35	27-8	23-11	16-16	27-10	18-11	18-13	31-7	27-10
19.	Kentucky	185-81	159-70	129-63	104-57	95-41	69-33	24-11	23-10	22-12	26-8	9-16	25-6	30-7	26-11
20.	Creighton	184-89	163-77	143-62	119-55	97-46	74-34	25-11	25-10	24-13	23-12	22-9	24-7	20-15	21-12

HOUSTON in NATIONAL POLLS

• Houston stood at #2 in both the Associated Press (1,394 pts.) and the USA TODAY Sports Coaches (731 pts.) polls, as of March 17.

• The Cougars received six first-place votes in the AP poll and two first-place votes in the USA TODAY Sports Coaches poll.

• With the March 17 rankings, Houston was ranked in the AP Top 25 for the 250th week in program history.

• With the March 17 rankings, Houston owns the nation's longest active streak of being ranked at 105 consecutive weeks. Gonzaga previously held the honor at 143 straight weeks before falling out of the Jan. 15, 2024, poll.

Record when Ranked: With its March 22 win over #24/23 (8) Gonzaga during the NCAA Tournament Midwest Region Second Round on March 22, Houston is 385-83 when playing as a ranked team in program history.

Top 10 Streaks: With the Dec. 2 rankings, the Cougars moved out of the AP Top 10 for the first time since the final AP poll of the 2021-22 season on March 14, 2022.

• That snapped Houston's school-record streak of 44 consecutive weeks in the Top 10. The previous record was 33 straight weeks in the AP Top 10 from Nov. 27, 1967 through Dec. 2, 1969.

as #2: Houston is 36-5 when competing as the #2 (AP) team during its history.

• The Cougars' #2 ranking is the highest Houston has stood during the 2024-25 season.

• The March 17 rankings marked the 14th week overall – including each of the last 10 – in which Houston was ranked among the nation's Top-10 leaders in at least one poll.

• Houston is 6-0 as the #2 (AP) team during the 2024-25 season.

• The Cougars have won nine of their last 10 games as the #2 (AP) team. Only a 54-51 to #13/14 (4) Duke during the NCAA Tournament South Region Sweet 16 inside American Airlines Center in Dallas on March 29, 2024, prevents a longer streak.

• In its first game as the #2 (AP) team, the Cougars dropped enjoyed a 110-79 win over Sacramento State in Houston on Dec. 2, 1967.

vs. Purdue: Houston, as a ranked (AP) team, is 1-0 against Purdue during its history.

• In the lone previous meeting as a ranked (AP) team, #18 Houston took a 59-58 win at the Sugar Bowl Classic in New Orleans on Dec. 28, 1981.

Weekly Streaks: With the March 17 rankings, the Cougars extended their school record with their 105th consecutive week ranked among the AP Top 25. The previous mark was 35 straight weeks in the poll from 1967 to 1969.

• The Cougars have appeared in every AP Top 25 poll since Jan. 20, 2020 and own the

HOME SWEET HOME

Since 2015-16, the Cougars have posted a 155-15 (.912) record while competing in three different home venues, including a 128-7 (.948) mark in the last 7+ seasons.

Houston is 109-7 (.940) in the Fertitta Center during the facility's history

Season	Record	Venue (Record)
2024-25	16-1	Fertitta Center
2023-24	17-0	Fertitta Center
2022-23	16-2	Fertitta Center
2021-22	16-1	Fertitta Center
2020-21	15-0	Fertitta Center
2019-20	14-2	Fertitta Center
2018-19	19-1	Fertitta Center (15-1) / H&PE Arena (4-0)
2017-18	15-0	H&PE Arena
2016-17	12-5	Hofheinz Pavilion (12-4) / H&PE Arena (0-1)
2015-16	15-3	Hofheinz Pavilion
Totals	155-15	Fertitta Center (109-7); H&PE Arena (19-1); Hofheinz Pavilion (27-7)

nation's longest active streak.

• Houston has appeared in the Coaches poll for 87 consecutive weeks, dating back to March 2, 2020.

• The Jan. 13, 2020, polls were the last time Houston did not appear in either the AP or Coaches Top 25 polls.

Season Streaks: This is the eighth straight season in which Houston was ranked for at least one week.

• The Cougars have been ranked in both final national polls in each of the last six seasons, a first in program history.

Preseason: This was the fifth straight season in which the Cougars were ranked in both national preseason polls.

• That is the longest streak since the Cougars were ranked in the AP preseason poll for eight consecutive seasons from 1966 to 1974.

HOUSTON vs. RANKED OPPONENTS

• Houston has posted a 98-189 record against ranked opponents during its history.

• The Cougars are 8-3 against ranked opponents during the 2024-25 season.

• Houston has won eight of its last nine games against ranked opponents in 2024-25. Only an 82-81 loss in overtime to #22/21 Texas Tech inside Fertitta Center in Houston on Feb. 1 prevents a longer streak.

• In its most recent action against a ranked opponent, Houston took an 81-76 win over #24/23 (8) Gonzaga during the NCAA Tournament Midwest Region Second Round inside INTRUST Bank Arena in Wichita, Kan., on March 22.

vs. #22: Houston has posted a 1-2 record against the #22 (AP) team during its history.

• In its most recent meeting against the #22 (AP) team, #6/5 Houston dropped an 82-81 decision in overtime to #22/21 Texas Tech inside Fertitta Center in Houston on Feb. 1, 2025.

• In its first meeting against the #22 (AP) team, the Cougars took an 89-81 win over #22 Louisville inside Hofheinz Pavilion in Houston on Feb. 21, 1993.

vs. Purdue: Houston is 0-2 when facing a ranked (AP) Purdue team during its history.

• In the most recent meeting against a ranked (AP) Purdue team, Houston dropped an 86-53 decision to the ninth-ranked Boilermakers inside Hofheinz Pavilion in Houston on Jan. 10, 1998.

• In the first meeting against a ranked (AP) Purdue team, the Cougars fell 114-90 to the 11th-ranked Boilermakers inside Market Square Arena in Indianapolis on Dec. 10, 1993.

NCAA TOURNAMENT HISTORY

• The Cougars are competing in the 26th NCAA Tournament in school history in 2024.

• This marks the first time in school history that Houston has competed in seven consecutive NCAA Tournaments. The 1981-84 teams and the 1965-68 teams played in four straight NCAA Tournaments.

• With Saturday's First Round win over #24/23 (8), Houston is 42-30 during the NCAA Tournament with Final Four appearances in 1967, 1968, 1982, 1983, 1984 and 2021.

• The Cougars advanced to the NCAA National Championship Game in 1983 before bowing out to NC State (in one of the most memorable games in NCAA Tournament history) and in 1984 against Georgetown, respectively.

• Houston will compete in the NCAA Tournament Sweet 16 in each of the last six years. That is the nation's longest active streak and surpassed Gonzaga after the Second Round win against the Bulldogs.

• Friday's game will be the 17th Sweet 16 (or Regional Semi-final) appearance in Houston history.

WINNINGEST TEXAS NCAA DIVISION I TEAMS since 2015-16 (through March 23, 2025)

Rk.	School	W-L	Pct.
1.	Houston	283-64	.816
2.	Baylor	236-99	.704
3.	Texas Tech	224-113	.665
4.	Stephen F. Austin	205-107	.657
t5.	Texas	200-136	.595
t5.	Texas A&M	200-128	.610
t5.	North Texas	200-130	.610
8.	Sam Houston	197-131	.601
9.	SMU	195-115	.629
10.	TCU	188-147	.561
11.	Texas State	185-137	.575
12.	Abilene Christian	183-135	.575
13.	Tarleton State	182-124	.595

NCAA TOURNAMENT HISTORY by SEEDING

as No. 1 — The 2024-25 season marks the third consecutive and the fourth year overall in which Houston will compete as the No. 1 seed in the NCAA Tournament during the program's history.

• With Saturday's Second Round win over #24/23 (8) Gonzaga, Houston has posted a 10-3 record as a No. 1 seed in the NCAA Tournament.

• In 2023-24, the Cougars claimed an 86-46 win over (16) Longwood (March 22, 2024) and followed that with a 100-95 win over (9) Texas A&M in overtime (March 24, 2024) inside FedExForum in Memphis, Tenn.

• The Cougars fell in the NCAA Tournament Sweet 16 to #13/14 Duke (4), 54-51, inside American Airlines Center during the NCAA Tournament South Regional on March 29, 2024.

• The 1982-83 Houston team competed as the No. 1 seed in the Midwest Region, posting a 4-1 record on the way to the NCAA Tournament National Championship Game against NC State.

NCAA TOURNAMENT HISTORY vs. SEEDING

vs. No. 4 — Houston has posted a 3-1 record against the No. 4 seed during its NCAA Tournament history.

• In its most meeting against a No. 4 seed, No.1 seed Houston dropped a 54-51 decision to #13/14 (4) Duke during the NCAA Tournament South Regional Sweet 16 inside American Airlines Center in Dallas on March 29, 2024.

• That loss snapped the Cougars' three-game winning streak against No. 4 seeds in the NCAA Tournament.

• In its first meeting against a No. 4 seed, No. 1 seed Houston enjoyed a 70-63 win over (4) Memphis in the NCAA Midwest Regional Sweet 16 inside Kemper Arena in Kansas City, Mo., on March 25, 1983.

vs. No. 8 — With its Second Round win over #24/23 (8) Gonzaga on March 22, Houston improved to 3-0 in its history when facing the No. 8 seed in the NCAA Tournament.

• In its most meeting against a No. 8 seed, No.1 seed Houston enjoyed a 60-50 win over (8) Maryland in the NCAA Tournament Midwest Region Second Round inside The Summit in Houston on March 19, 1983.

• In its first meeting against a No. 8 seed, No.6 seed Houston took a 99-92 win over (8) Boston College in the NCAA Midwest Regional Elite Eight inside Checkerdome in St. Louis on March 21, 1982.

vs. No. 16 — With its First-Round win over (16) SIUE on March 20, Houston improved to 3-0 in its history when facing the No. 16 seed in the NCAA Tournament.

• In its first meeting against a No. 16 seed, No.1 seed Houston enjoyed a 63-52 win over Northern Kentucky in the NCAA First Round inside Legacy Arena in Birmingham, Ala., on March 16, 2023.

NCAA TOURNAMENT HISTORY by REGIONS

• The 2025 NCAA Tournament marks the 18th time in which the Cougars will compete in the Midwest Region.

• This is the third time the Cougars have competed as the No. 1 seed in the Midwest Region (2025, 2023, 1983).

• In the Cougars' 26 NCAA Tournament appearances, they have competed in the Midwest Region 18 times (2025, 2023, 2021, 2019, 2010, 1992, 1984, 1983, 1982, 1978, 1973, 1972, 1971, 1970, 1968, 1967, 1965, 1961), including all six NCAA Final Four berths in **bold**.

• Houston has also played in the West Region three times (2018, 1966, 1956), in the Southeast Region twice (1990, 1987), in the South Region twice (2024, 2022) and in the East Region once (1981).

• With its March 22 win over #24/23 (8) Gonzaga, the Cougars have posted a 34-21 record in games played in the NCAA Tournament Midwest Region during their history.

• Houston also has compiled a 5-2 record in games played in the Southwest Region, a 3-4 record in the West Region, an 0-2 mark in the Southeast Region and an 0-1 record in the East Region.

KENPOM.COM TOP 20 in BOTH OFFENSIVE & DEFENSIVE EFFICIENCIES through March 23, 2025

School	OFF.	Rk.	DEF.	Rk.
Houston	123.7	10th	87.8	1st
Duke	129.1	1st	90.7	4th
Auburn	128.2	3rd	93.2	12th
Florida	128.7	2nd	93.1	11th
Tennessee	120.5	17th	89.2	3rd

KENPOM.COM TOP 10 in BOTH OFFENSIVE & DEFENSIVE EFFICIENCIES through March 23, 2025

School	OFF.	Rk.	DEF.	Rk.
Houston	123.7	10th	87.8	1st
Duke	129.1	1st	90.1	4th

In Houston's first NCAA Sweet 16 appearance, the Cougars claimed a 66-53 win over Kansas inside Allen Fieldhouse in Lawrence, Kan., on March 17, 1967.

Second Round — Houston has posted a 16-4 record in NCAA Tournament Second Round during the program's history.

• This marked the seventh straight season in which Houston has competed in the NCAA Tournament Second Round

First Round — With Thursday's First Round win over (16) SIUE, Houston has posted a 17-9 record in NCAA Tournament First-Round games during the program's history.

• The Cougars have won each of their last seven NCAA Tournament First-Round contests.

• Houston's last First-Round loss was an 89-77 setback to #20/20 (13) Maryland inside Spokane Veterans Memorial Area in Spokane, Wash., on March 19, 2010.

30-POINT GAMES

Player	2024-25	Career
LJ Cryer	2 (1)	3 (1-2)
Mylik Wilson	0	1 (1-0)
Emanuel Sharp	0	1 (1-0)

20-POINT GAMES

Player	2024-25	Career
LJ Cryer	11 (1) [8-3]	36 [31-5]
J'Wan Roberts	5 [5-0]	10 [9-1]
Emanuel Sharp	2 [1-1]	8 [6-2]
Mylik Wilson	0 [0-0]	5 [5-0]
Milos Uzan	2 [2-0]	3 [2-1]
Ja'Vier Francis	0 [0-0]	1 [1-0]

DOUBLE-FIGURE SCORING GAMES

Player	2024-25	Career
LJ Cryer	27 (2) [24-3]	91 [74-17]
J'Wan Roberts	19 (1) [16-3]	61 [55-6]
Emanuel Sharp	24 (1) [21-3]	55 [50-5]
Milos Uzan	24 [21-3]	51 [34-17]
Mylik Wilson	6 [6-0]	45 [32-13]
Terrance Arceneaux	13 [13-0]	17 [17-0]
Ja'Vier Francis	3 [3-0]	15 [15-0]
Joseph Tugler	6 [5-1]	7 [6-1]
Ramon Walker Jr.	1 [1-0]	5 [5-0]
Mercy Miller	1 [1-0]	1 [1-0]

DOUBLE-DOUBLES

Player	2024-25	Career
J'Wan Roberts	3 [3-0]	16 [14-2]
Ja'Vier Francis	1 [1-0]	4 [4-0]
Joseph Tugler	2 (1) [2-0]	2 [2-0]
Milos Uzan	0	1 [1-0]

20-REBOUND GAMES

Player	2024-25	Career
J'Wan Roberts	0 [0-0]	1 [1-0]

DOUBLE-FIGURE REBOUNDING GAMES

Player	2024-25	Career
J'Wan Roberts	5 [4-1]	27 [23-4]
Joseph Tugler	3 (1) [3-0]	3 [3-0]
Mylik Wilson	2 [2-0]	9 [8-1]
Ja'Vier Francis	1 [1-0]	4 [4-0]
Terrance Arceneaux	0 [0-0]	1 [1-0]
Milos Uzan	0	1 [1-0]

DOUBLE-FIGURE ASSIST GAMES

Player	2024-25	Career
Milos Uzan	1 [1-0]	2 [1-0/1-0]

Bold — Totals | () — current streak | [] records

NCAA TOURNAMENT HISTORY by ROUND

Sweet 16 — Houston has posted a 7-3 record in NCAA Tournament Sweet 16 (Regional Semifinals) during the program's history.

• This marks the sixth straight season in which Houston has competed in the NCAA Tournament Sweet 16.

• The Cougars have lost their last two games in the NCAA Sweet 16, including a 54-51 setback against #13/14 (4) Duke during the NCAA Tournament South Region Sweet 16 inside American Airlines Center in Dallas on March 29, 2024, in the most recent appearance.

• Houston's last NCAA Sweet 16 win was a 72-60 win over #2/2 (1) Arizona during the NCAA Tournament South Regional inside AT&T Center in San Antonio, Texas, on March 24, 2022.

ABOUT PURDUE

• Purdue brings a 24-11 overall record and 13-7 mark in Big Ten Conference play into Saturday's NCAA Tournament Sweet 16 game.

• The Boilermakers tied for fourth in the regular season and advanced to the Quarterfinals of the Big Ten Championship.

• Purdue is 5-3 in neutral-site games and 10-9 in non-home games during the 2024-25 season.

• The Boilermakers have won three of their last four games. Only an 86-68 loss to Michigan in the Big Ten Championship Quarterfinals inside Gainbridge Fieldhouse in Indianapolis, on March 14, 2025, prevents a longer streak.

• In its most recent action, Purdue took a 76-62 win over (12) McNeese inside Amica Mutual Pavilion in Providence, R.I., on Saturday.

• Junior forward Trey Kaufman-Renn led all players with 22 points on 7-of-12 shooting from the field and 8-10 from the free throw line. He also snared a game-high 15 rebounds to go with three rebounds, a steal and blocked shot. Junior guard Fletcher Loyer totaled 15 points with three 3-pointers and five assists. Junior guard Braden Smith added 10 points with four rebounds and two steals and tied with Loyer for game-high honors with five assists.

• This season, Kaufman-Renn leads Purdue with 20.3 points and 6.5 rebounds per game. Smith stands second with 16.0 points per game but leads the Boilermakers with 8.5 assists and 2.2 steals per contest. Loyer stands third on the team with 13.7 points per game.

Head Coach: Matt Painter is in his 20th season at Purdue and his 21st year as a collegiate head coach.

• Painter has built a 496-219 record during his career with a 471-214 record at Purdue.

• He previously compiled a 25-5 record at Southern Illinois (2003-04).

• Friday's game will be the first time Painter has faced Houston during his career.

• Painter is 1-2 against Houston **Head Coach Kelvin Sampson** during their careers with the three previous meetings coming during Sampson's Indiana tenure.

• 1994 graduate of Purdue.

COUGARS AMONG STATISTICAL LEADERS

National rankings (through March 23, 2025)
Big 12 rankings (through March 23, 2025)
Big 12 leader in bold

TEAM

Category	Mark	Big 12 Rank	National Rank
AP (as of March 17, 2025)	#2	1st	#2
USA Today Sports (as of March 17, 2025)	#2	1st	#2
NET (thru March 16, 2025)	#3	1st	#3
KenPom (thru March 23, 2025)	+35.87	1st	2nd
Offensive Efficiency	123.7	3rd	10th
Defensive Efficiency	87.8	1st	1st
ESPN BPI (thru March 23, 2025)	23.8	1st	2nd
W-L Percentage	.889	1st	2nd
Big 12 W-L Percentage	.950	1st	---
Scoring Offense	74.5	9th	152nd
Scoring Defense	58.4	1st	1st
Scoring Margin	+16.1	1st	4th
FG Pct.	45.7	6th	118th
Opp. FG Pct.	38.4	1st	5th
3-Pt. Pct.	39.8	1st	2nd
3-Pt. FGs per Game	8.1	8th	132nd
Opp. 3-Pt. Pct.	30.6	2nd	27th
FT Pct.	74.1	7th	108th
Opp. FT Pct.	71.0	6th	---
Total Rebounds	36.5	7th	112th
Total Rebounds Allowed	31.3	1st	---
Rebounding Margin	+5.2	4th	34th
Offensive Rebounds	12.5	3rd	48th
Offensive Rebound Pct.	36.6	1st	---
Defensive Rebounds	24.0	11th	246th
Defensive Rebound Pct.	71.3	8th	---
Assists	12.1	16th	281st
Steals	8.0	3rd	58th
Blocked Shots	4.6	2nd	32nd
Turnovers	9.2	1st	6th
Turnover Margin	+4.5	1st	9th
Turnovers Forced	13.7	3rd	52nd
Assist/Turnover Ratio	1.32	8th	85th

INDIVIDUAL

Category	Mark	Big 12 Rank	National Rank
SCORING			
LJ Cryer	15.6	10th	219th
Emanuel Sharp	12.5	---	595th
J'Wan Roberts	11.5	---	739th
Milos Uzan	10.9	---	852nd

REBOUNDS			
J'Wan Roberts	6.3	14th	266th
Joseph Tugler	5.9	18th	---

FIELD-GOAL PERCENTAGE			
LJ Cryer	41.9	11th	296th

ASSISTS			
Milos Uzan	4.4	6th	96th

FREE THROW PERCENTAGE			
Emanuel Sharp	88.7	3rd	25th

STEALS			
Emanuel Sharp	1.4	---	264th
Mylik Wilson	1.3	---	---

3-POINT FIELD GOAL PERCENTAGE			
LJ Cryer	42.8	1st	15th

3-POINT FIELD GOALS MADE			
LJ Cryer	3.06	1st	31st
Emanuel Sharp	2.33	9th	156th

BLOCKED SHOTS			
Joseph Tugler	2.0	3rd	24th
Ja'Vier Francis	0.9	---	272nd

ASSIST/TURNOVER RATIO			
Milos Uzan	3.22	2nd	7th

OFFENSIVE REBOUNDS			
Joseph Tugler	2.64	9th	111th
J'Wan Roberts	2.42	11th	144th
Ja'Vier Francis	2.00	---	296th

DEFENSIVE REBOUNDS			
None			

MINUTES PLAYED			
LJ Cryer	32:06	12th	308th

DOUBLE-DOUBLES			
J'Wan Roberts	3	t-14th	301st
Joseph Tugler	2	t-20th	301st
Ja'Vier Francis	1	t-30th	---

CONSECUTIVE GAMES/STARTS STREAKS

Player	Consecutive Games	Consecutive Starts	Career Starts
Milos Uzan	100/36 / 100/35	86/36 / (86/36)	91
J'Wan Roberts	90 (2)	35 (2)	106
LJ Cryer	96 (96)	96 (96)	107
Emanuel Sharp	80 (13)	23 (6)	63
Mylik Wilson	61 (61)	1	1
Ja'Vier Francis	39 (35)	37	45
Joseph Tugler	36 (36)	22 (6)	30
Terrance Arceneaux	35 (35)	3	7
Ramon Walker Jr.	33	2	2
Cedric Lath	10	0	0
Mercy Miller	8	0	0
Kordelius Jefferson	7	0	0
Jacob McFarland	0	0	0
Chase McCarty	0	0	0

Career highs in **bold** | () indicates current streak
[] career total, including previous schools

SERIES HISTORY vs. PURDUE

• Purdue holds a 2-1 lead against Houston in the series, which began during the 1981-82 season.

• The Boilermakers have won the last two games in the series.

• In the most recent meeting, Purdue took an 86-53 win inside Hofheinz Pavilion on Houston on Jan. 10, 1998.

• In the first meeting in the series, Houston enjoyed a 59-58 win at the Sugar Bowl Classic in New Orleans on Dec. 28, 1981.

at Neutral Site: The series is tied at 1-1 in games played at neutral sites.

• In the most recent meeting at a neutral site, Purdue claimed a 114-90 win inside Market Square Arena in Indianapolis on Dec. 10, 1993.

• In the first meeting at a neutral site, Houston enjoyed a 59-58 win at the Sugar Bowl Classic in New Orleans on Dec. 28, 1981.

at NCAA Tournament: Friday's game will be the first time Houston has faced Purdue in the NCAA Tournament.

KELVIN SAMPSON vs. PURDUE

• Houston Head Coach Kelvin Sampson has posted a 6-2 record against Purdue during his career.

• Friday's game will be the first time that Sampson has faced Purdue as Houston's coach.

• Sampson built a 2-1 against Purdue with Indiana and was 4-1 against the Boilermakers as Oklahoma's coach.

• In his most recent meeting against Purdue, Sampson's 2007-08 Indiana team claimed a 77-68 win in Bloomington, Ind., on Feb. 19, 2008.

• In his first meeting against Purdue, Sampson's 1995-96 Oklahoma squad dropped a 77-63 decision in West Lafayette, Ind., on Dec. 6, 1995. That was later credited by the NCAA as a forfeit win.

at Neutral Site: Sampson has posted an 0-1 record against Purdue

at neutral sites during his career.

• In the lone previous meeting at a neutral site, Sampson's 1999-00 Oklahoma team lost 66-62 to Purdue during the NCAA Tournament West Region Second Round inside McKale Center in Tucson, Ariz., on March 18, 2000.

at NCAA Tournament: Sampson has posted an 0-1 record against Purdue at the NCAA Tournament during his career.

• In the lone previous meeting at a neutral site, Sampson's 1999-00 Oklahoma team lost 66-62 to Purdue during the NCAA Tournament West Region Second Round inside McKale Center in Tucson, Ariz., on March 18, 2000.

KELVIN SAMPSON vs. MATT PAINTER

• Houston Head Coach Kelvin Sampson has posted a 2-1 record against Purdue Head Coach Matt Painter during their careers.

• Friday's game will be the first time that Sampson as Houston's coach has faced Painter.

• Sampson built a 2-1 record with Indiana against Painter.

• In his most recent meeting against Painter, Sampson's 2007-08 Indiana team claimed a 77-68 win in Bloomington, Ind., on Feb. 19, 2008.

• In his first meeting against Painter, Sampson's 2006-07 Indiana squad took an 85-58 win in Bloomington, Ind., on Jan. 10, 2007.

at Neutral Site: Friday's game will be the first time that Sampson has faced Painter at a neutral site.

at NCAA Tournament: Friday's game will be the first time that Sampson has faced Painter in the NCAA Tournament.

LONGEST ROAD WINNING STREAKS in BIG 12 CONFERENCE GAMES

Rk.	No.	School	Dates
1.	14	Houston	Feb. 10, 2024 -
t2.	11	Kansas	Jan. 8, 2020 - Jan. 5, 2021
t2.	11	Kansas	Feb. 25, 2001 - Jan. 6, 2003

LONGEST WINNING STREAKS in BIG 12 CONFERENCE GAMES

Rk.	No.	School	Dates
1.	23	Kansas	Feb. 20, 2001 - Jan. 18, 2003
2.	18	Houston	Feb. 6, 2024 - Feb. 1, 2025
t3.	17	Kansas	Feb. 3, 2016 - Jan. 21, 2017
t3.	17	Kansas	Jan. 14, 2020 - Dec. 22, 2020
t5.	15	Kansas	Jan. 24, 1998 - Jan. 18, 1999
t5.	15	Kansas	Feb. 9, 2012 - Jan. 28, 2013

Guard Alan Eldridge led all players with five assists and five steals.

LAST TIME vs. PURDUE at NEUTRAL SITE

#11 Purdue 114, Houston 90 • Market Square Arena • Indianapolis • Friday, Dec. 10, 1993

• Guard (and current Director for Player Development/Assistant Coach) **Anthony Goldwire** led all players with 35 points and seven assists, but it would not be enough as Purdue took a 114-90 win over Houston inside Market Square Arena in Indianapolis.

• Playing all but three minutes, Goldwire connected on 11-of-17 from the field, including 3-of-4 from the arc and 10-of-11 from the free throw line.

• Purdue jumped out to a 48-31 lead at halftime and outscored the Cougars 66-59 in the second half one to earn its first win against the Cougars in the series history.

• The Boilermakers connected on 58.9 percent (43-of-73) from the field and forced 24 Houston turnovers.

• Houston pulled to within 33-28 on a Goldwire layup with 4:17 remaining in the first half. However, Purdue used a 15-3 run to break open a close game and never led by fewer than 14 points for the rest of the way.

• Forward **Rafael Carrasco** posted 15 points with three rebounds while **Willie Byrd** added 12 points with three rebounds and two steals for the Cougars. **Jermaine Johnson** totaled 10 points with three rebounds while **Jesse Drain** snared a team-high seven rebounds in the loss.

• Glenn Robinson led Purdue with 33 points on 13-of-18 shooting, including 6-of-7 from the 3-point line. Cuonzo Martin added 21 points with four rebounds and three steals while Justin Jennings came off the bench to post 18 points with a team-high nine rebounds. Herb Dove finished with 11 points and seven boards in the win.



2024-25 BIG 12 CONFERENCE POSTSEASON AWARDS

Player of the Year: JT Toppin, Texas Tech

Defensive Player of the Year: Joseph Tugler, Houston

Scholar-Athlete of the Year: LJ Cryer, Houston

Freshman of the Year: VJ Edgecombe, Baylor
Newcomer of the Year: JT Toppin, Texas Tech
Sixth Man Award: Curtis Jones, Iowa State
Most Improved: Richie Saunders, BYU

Coach of the Year:

Kelvin Sampson, Houston

All-Big 12 First Team

LJ Cryer, Houston

J'Wan Roberts, Houston

Caleb Love, Arizona

Norchad Omier, Baylor

Richie Saunders, BYU

Curtis Jones, Iowa State

Hunter Dickinson, Kansas

JT Toppin, Texas Tech*

Darrian Williams, Texas Tech

Javon Small, West Virginia

All-Big 12 Second Team

Milos Uzan, Houston

VJ Edgecombe, Baylor

Keyshawn Hall, UCF

Joshua Jefferson, Iowa State

Chance McMillian, Texas Tech

All-Big 12 Third Team

Joseph Tugler, Houston

Zeke Mayo, Kansas

Coleman Hawkins, Kansas State

Keshon Gilbert, Iowa State

Tamin Lipsey, Iowa State

All-Big 12 Honorable Mention

Emanuel Sharp, Houston: Tobe Awaka,

Arizona; Henri Veesaar, Arizona; Robert

Wright, Baylor; Egor Demin, BYU; Darius

Johnson, UCF; Jizzie James, Cincinnati;

Julian Hammond III, Colorado; Kansas: Dajuan

Harris Jr, Kansas; David N'Guessan, Kansas

State; Bryce Thompson, Oklahoma State;

Noah Reynolds, TCU; Ernest Udeh Jr., TCU;

Gabe Madsen, Utah

All-Defensive Team

J'Wan Roberts, Houston

Joseph Tugler, Houston

Jayden Quaintance, Arizona State

Tamin Lipsey, Iowa State

Sencire Harris, West Virginia

All-Freshman Team

Jayden Quaintance, Arizona State

VJ Edgecombe, Baylor

Robert Wright, Baylor

Egor Demin, BYU

Christian Anderson, Texas Tech

All-Newcomer Team

Norchad Omier, Baylor

Keyshawn Hall, UCF

Joshua Jefferson, Iowa State

Zeke Mayo, Kansas

JT Toppin, Texas Tech

COUGARS in the PROS

Player	Years at UH	Current Team
Quentin Grimes	2019-21	Dallas Mavericks
Taze Moore	2021-22	Portland Trail Blazers
Marcus Sasser	2019-23	Detroit Pistons
Jarace Walker	2022-23	Indiana Pacers

OTHER LEAGUES

Player	Years at UH	Team	League
Armoni Brooks	2016-19	Olimpia Milano	Lega Basket Serie A
Josh Carlton	2021-22	Zhejiang Lions	Chinese Basketball Association
Corey Davis Jr.	2017-19	Vanoli Cremona	Lega Basket Serie A
Devin Davis	2016-18	Panionios	Greek Basket League
Damyean Dotson	2015-17	Aliaga Petkimspor Izmir	Turkish Basketball League
Kyler Edwards	2021-22	JDA Dijon	LNB Elite
Justin Gorham	2018-21	Dertthona Basket	Lega Basket Serie A
Rob Gray	2015-18	Scafati Basket	Lega Basket Serie A
Brisson Gresham	2018-21	AEK Larnaca	Cypriot OPAP Basket League
Chris Harris Jr.	2017-20	Frayles de Guasave	Mexican CIBACOPA
Nate Hinton	2018-20	Memphis Hustle	NBA G League
Danrad Knowles	2013-17	Azpetitia Juarist Iraurgi Saski Baloia	Spanish Segunda FEB
Wes VanBeek	2014-18	Aliaga Petkimspor Izmir	Turkish BSL
Fabian White Jr.	2017-22	Manisa Basket	Basketbol Super Ligi

RECENT NATIONAL STATISTICS RANKINGS through March 23, 2025

National Leader in **Red**
Top 10 rankings in **Bold**

WINNING PERCENTAGE

2024-25	88.9	2nd
2023-24	86.5	5th
2022-23	89.2	2nd
2021-22	84.2	6th
2020-21	87.5	4th
2019-20	74.2	33rd
2018-19	89.2	2nd
2017-18	77.1	20th
2016-17	65.6	68th

FIELD GOAL PERCENTAGE DEFENSE

2024-25	38.4	5th
2023-24	37.9	1st
2022-23	36.6	1st
2021-22	37.1	1st
2020-21	37.8	1st
2019-20	38.3	7th
2018-19	36.8	1st
2017-18	39.4	8th
2016-17	40.8	34th

SCORING DEFENSE

2024-25	58.4	1st
2023-24	57.5	1st
2022-23	54.0	2nd
2021-22	58.8	3rd
2020-21	58.2	2nd
2019-20	61.1	11th
2018-19	61.0	7th
2017-18	64.9	18th
2016-17	64.9	30th

SCORING MARGIN

2024-25	+16.1	4th
2023-24	+15.9	3rd
2022-23	+17.4	1st
2021-22	+16.1	2nd
2020-21	+17.8	2nd
2019-20	+10.2	26th
2018-19	+14.3	6th
2017-18	+11.8	13th
2016-17	+8.8	35th

3-POINT FIELD GOAL PERCENTAGE DEFENSE

2024-25	30.6	27th
2023-24	30.1	16th
2022-23	27.9	2nd
2021-22	28.8	9th
2020-21	29.0	9th
2019-20	28.6	8th
2018-19	27.9	1st
2017-18	32.3	35th
2016-17	32.9	68th

OFFENSIVE REBOUNDS PER GAME

2024-25	12.5	48th
2023-24	13.4	11th
2022-23	12.8	17th
2021-22	13.3	7th
2020-21	14.5	3rd
2019-20	14.4	3rd
2018-19	12.3	34th
2017-18	11.7	68th
2016-17	11.3	109th

LAST TIME OUT

#2/2 (1) Houston 81, #24/23 (8) Gonzaga 76 • INTRUST Bank Arena • Wichita, Kan. • Saturday, March 22, 2025

• Graduate guard **LJ Cryer** matched a career high with 30 points, including two free throws with 14:2 seconds left, and #2/2 (1) Houston held on to defeat #24/23 (8) Gonzaga 81-76 inside INTRUST Bank Arena to reach the Sweet 16 for the sixth straight NCAA Tournament on Saturday night.

• Graduate forward **J'Wan Roberts** added 18 points, and junior guard **Milos Uzan** made two last free throws with 2.1 seconds left to give the Cougars their 15th consecutive win and push them into a regional semifinal against #22/22 (4) Purdue.

• Houston also ended Gonzaga's run of nine straight Sweet 16s, which had been the longest active streak in the nation. The Cougars now own the nation's longest active streak.

• Gonzaga was trailing 76-67 with just over two minutes to go when Graham Ike made two free throws to start its comeback, most of it coming at the foul line. And when Khalif Battle added two more free throws of his own, the Bulldogs had pulled to 77-76 with 21 seconds remaining.

• Houston got the ball to Cryer, who was fouled, and he made both of his free throws to extend the lead. At the other end, senior forward **Ja'Vier Francis** stuffed Battle's tying 3-point try, and Uzan knocked down his foul shots to seal the win.

• Ike finished with 27 points to lead the Bulldogs. Battle had 17.

• The Cougars asserted their physical dominance on the perennial West Coast Conference power, while Cryer - the Associated Press Big 12 Player of the Year - poured in 16 first-half points to give Houston a 35-27 lead at the break.

• Roberts, who sprained his ankle in last week's conference tournament, took over in the second half. The winningest player in Cougars history bullied his way to five baskets in the first six minutes, helping the Cougars maintain their lead.

• Gonzaga made one final run down the stretch but could never overtake them.

• Gonzaga was second nationally in scoring at 86.7 points per game, and surpassed that in an 89-68 rout of Georgia in the first round. But the Bulldogs finished short of that mark against Houston's trademark defense.

STREAKING at the LINE

• Graduate guard **LJ Cryer** stands as one of the Cougars, the Big 12's and the nation's premier free throw shooters.

• The Katy, Texas, native saw his streak of 26 consecutive made free throws end on his third attempt in the Cougars' win over rv/#25 West Virginia inside Fertitta Center on Jan. 15. That was only Cryer's second miss of the season.

• He has drained 84-of-92 free throw tries for a team-leading 91.3 percentage. He would lead the Big 12 Conference as well but fall short of the qualifying minimums.

• Cryer's streak of 26 straight included all 10 vs. #9/9 Alabama (Nov. 26), two tries against Notre Dame (Nov. 27), two tries against San Diego State (Nov. 30), two tries against Butler (Dec. 7), two tries against Texas A&M-Corpus Christi (Dec. 21) and two tries against at Oklahoma State (Dec. 30), four attempts at Kansas State (Jan. 11) and his first two tries against rv/#25 West Virginia (Jan. 15).

BOUNCING BACK

• Under **Head Coach Kelvin Sampson's** leadership, the Cougars have posted a 31-2 record, including 23 straight wins at one point, in games following a regular-season loss since Feb. 1, 2017.

• The Cougars have won handily in those games, winning by an average of 18.7 points per game (616 points in 33 games).

• In their most recent game following a regular-season loss, the Cougars took a 72-63 win over Oklahoma State inside Fertitta Center in Houston on Feb. 4. That victory came after an 82-81 loss in overtime to Texas Tech inside Fertitta Center on Feb. 1.

• Houston has lost consecutive games only twice since Feb. 1, 2017.

• In the most recent losing streak during the 2023-24 season, the Cougars fell 57-53 at Iowa State (Jan. 9, 2024) and lost at TCU, 68-67 (Jan. 13, 2024).

• Houston went on to win 14 of its next 15 Big 12 Conference games to capture the regular-season championship in its first year in the league.

SHARP BEHIND the ARC

• Junior guard **Emanuel Sharp** has established himself as a national leader in 3-point field goal shooting. • Sharp has buried 77-of-182 long-range tries for a 42.3 percentage. He would rank among the national and Big 12 leaders with that total but falls just shy of the qualifying minimums.

• The Tampa, Fla., native drained 10 consecutive 3-pointers earlier this season (final two vs. Auburn [Nov. 9]; both vs. Louisiana [Nov. 13]; all five vs. Hofstra [Nov. 22] and first vs. #11/11 Auburn [Nov. 26]).

SHARP at the LINE

• In addition to his long-range shooting, Sharp is equally proficient from the charity stripe.

• With an 88.7 percentage (94-of-106) from the free throw line, Sharp stands second among the Cougars and third in the Big 12 and ranks 25th nationally with that total.

• With his free throw miss at the 1:27 mark of the second half in the Feb. 10 win over rv/rv Baylor, Sharp saw his streak of consecutive free throws made snapped at 45.

• Prior to the Feb. 10 game against Baylor, Sharp's last miss at the free throw line came with 15:18 remaining in the game against #9/9 Alabama during the first day of the Players Era Tournament inside MGM Grant Garden Arena in Las Vegas on Nov. 26, 2024.

• Sharp enters Saturday's NCAA Tournament Midwest Region Second Round vs. #24/23 (8) Gonzaga having made 86 of his last 94 free throws (91.5 percent).

• Research into past Houston boxscores is ongoing to determine where Sharp's streak of 45 straight ranks in school history.

INJURY BUG

• Redshirt freshman center **Jacob McFarland** was lost after suffering a broken leg in practice on Oct. 29. • McFarland underwent successful surgery that night and has begun the rehabilitation process.

• No timeline has been announced for his return.

• Senior guard **Ramon Walker Jr.** has missed the last 28 games after undergoing surgery on his right hand to repair a tendon following a collision in practice in mid-December.

• Junior guard **Emanuel Sharp** missed games against Oklahoma State (Feb. 4) and at Colorado (Feb. 8) with an ankle injury but returned against rv/rv Baylor (Feb. 10).

• Senior forward **Ja'Vier Francis** missed the season opener at Jackson State with a groin injury. He most recently missed the Cougars' Feb. 4 game at Oklahoma State due to concussion protocols but returned to the lineup at Colorado (Feb. 8).

RECENT NATIONAL STATISTICS RANKINGS through March 23, 2025

National Leader in **Red**
Top 10 rankings in **Bold**

TURNOVER MARGIN

2024-25	+4.5	9th
2023-24	+6.9	1st
2022-23	+3.7	16th
2021-22	+3.1	25th
2020-21	+3.5	19th
2019-20	+0.3	165th
2018-19	+1.2	110th
2017-18	+1.1	99th
2016-17	+3.8	12th
2015-16	+2.0	52nd

TURNOVERS PER GAME

2024-25	9.2	6th
2023-24	8.9	7th
2022-23	10.0	14th
2021-22	11.1	49th
2020-21	10.7	16th
2019-20	11.9	70th
2018-19	11.1	34th
2017-18	11.9	92nd
2016-17	9.8	4th
2015-16	10.4	21st

KENPOM EFFICIENCY

2024-25	+35.87	2nd
2023-24	+31.17	2nd
2022-23	+27.72	2nd
2021-22	+27.70	2nd
2020-21	+28.75	5th
2019-20	+20.39	14th
2018-19	+24.13	12th
2017-18	+20.24	18th
2016-17	+13.61	52nd

KENPOM OFFENSIVE EFFICIENCY

2024-25	123.7	10th
2023-24	118.9	19th
2022-23	118.1	11th
2021-22	116.8	10th
2020-21	118.3	7th
2019-20	112.7	22nd
2018-19	115.3	19th
2017-18	114.6	38th
2016-17	113.5	39th

KENPOM DEFENSIVE EFFICIENCY

2024-25	87.8	1st
2023-24	87.7	2nd
2022-23	90.4	5th
2021-22	89.1	8th
2020-21	89.6	9th
2019-20	92.3	21st
2018-19	91.2	11th
2017-18	94.4	13th
2016-17	99.9	79th

SEVEN STRAIGHT

• Houston extended its school record-setting NCAA Tournament streak in 2024-25.

• With this season's postseason berth, the Cougars have competed in six consecutive NCAA Tournaments (2024 Sweet 16, 2023 Sweet 16, 2022 Elite Eight, 2021 Final Four, 2019 Sweet 16, 2018 Second Round) (The 2020 Tournament was not held due to the COVID-19 pandemic).

• In a program history which features 26 NCAA Tournament berths and six NCAA Final Four appearances, Houston has never competed in seven straight NCAA Tournaments.

• The Cougars competed in 4+ straight NCAA Tournaments five times during the program's history: 2018 to present; 1981 to 1984; 1970 to 1973 and 1965 to 1968).

HOME SWEET HOME

• The Cougars have made Fertitta Center one of the top homecourt advantages in college basketball.

• With its Feb. 1 overtime loss to #22/19 Texas Tech, Houston saw its 33-game home winning streak come to an end. It was the nation's longest active streak at the time.

• Through games of March 4, Houston has won 38 of its last 39 home games inside Fertitta Center. Only a Feb. 1 loss in overtime to #22/19 Texas Tech prevents a longer streak.

• The Cougars posted a perfect 17-0 home record inside Fertitta Center in 2023-24. It was the 11th undefeated home season in school history and the third under **Head Coach Kelvin Sampson**.

• The Cougars have posted a 109-7 (.940) record inside Fertitta Center since the \$60 million facility opened on Dec. 1, 2018.

CAPS and GOWNS

• Three Cougars on the 2024-25 roster have already received their bachelor's degrees from the University of Houston.

• Graduate guard **LJ Cryer** received his bachelor's degree in integrated studies in May 2024.

• Graduate guard **Mylik Wilson** earned his bachelor's degree in psychology in May 2024.

• Graduate forward **J'Wan Roberts** received his bachelor's degree in May 2023.

• All three Cougars will do post-baccalaureate work at Houston during the 2024-25 season. Cryer and Wilson will study health while Roberts will study human developmental family sciences.

STAFF ADDITIONS

• The Cougars welcomed three staff members to the program in 2024-25.

• **Will Finch** joined as associate director of operations and will assist Director of Operations and Program Strategy **Bobby Champagne**.

• Finch replaced **Daniel Hixon**, who left to accept a position with the San Antonio Spurs.

• After wearing #20 as a student-athlete for four years, **Ryan Elvin** will move into an internal operations role on the Cougars' bench in 2024-25.

MOVING UP

• With Houston's 77-67 win over South Carolina on Dec. 5, 2020, inside the Fertitta Center, **Head Coach Kelvin Sampson** became the second-winningest coach in Houston history.

• Sampson moved past **Pat Foster**, who recorded 142 victories from 1986 to 1993.

• Sampson ranks as Houston's career leader in winning percentage at .781 (296-83 record).

Rk.	Coach	Record	Pct.	Years
1.	Guy V. Lewis	592-279	.680	1956-86
2.	Kelvin Sampson	296-83	.781	2014-
3.	Pat Foster	142-73	.660	1986-93
4.	Alden Pasche	135-116	.538	1946-56
5.	Tom Penders	121-77	.611	2004-10

redshirt but was listed at #15 on the roster. Jefferson will wear #0 in 2024-25.

• With his debut with the Cougars, junior guard **Milos Uzan** will become the first Houston Men's Basketball student-athlete to wear #7, according to the best Houston records.

• In June 2023, the NCAA made a rule change allowing for student-athletes to wear any number between 0 and 99.

QUADRUPLE-DIGIT POINTS

(1) With his jumper in the lane midway through the second half at Kansas State on Jan. 11, graduate forward **J'Wan Roberts** became the 52nd member of Houston's 1,000-Point Club.

• Roberts took a pass from graduate guard **Mylik Wilson** and drained the basket with 11:36 left in the game to reach the milestone.

• Roberts now has 1,242 points to rank 28th in Houston career history.

(2) With his free throw at the 5:43 mark in the first half at UCF on Jan. 18, Wilson hit 1,000 points during his complete collegiate career.

• Wilson has scored 367 points at Houston (2022 - present) with 81 points at Texas Tech (2021-22) and 669 points at Louisiana (2019-21) for a total of 1,117 points during his career.

(3) Already a 1,000-Point scorer in his collegiate career, graduate guard **LJ Cryer** became the 53rd member of the Cougars' 1,000-Point Club.

• Cryer reached 1,000 points in his collegiate career with a 3-pointer at the 14:15 mark of the first half in the Dec. 30, 2023, win against Penn. He joined the Houston Club with a pair of free throws late in the game against Cincinnati inside Fertitta Center on March 1.

• Cryer, who scored 788 points at Baylor from 2020-2023, scored 573 with the Cougars in 2023-24 for a total of 1,361 to rank 41st in Houston career history. Cryer now has 1,923 points during his collegiate career and needs only 77 more to reach 2,000 points.

(4) With his baseline 3-pointer 3:21 left in the first half against (16) Colorado during the Phillips 66 Big 12 Championship Quarterfinals on March 13, junior guard **Emanuel Sharp** became the

54th member of Houston's 1,000-Point Club in his collegiate. Sharp now has 1,073 points during his career with the Cougars and is tied for 46th in school history.

JERSEY NUMBER CHANGES

• Two Cougars will wear different jersey numbers during the 2024-25 season.

• After wearing #25, sophomore forward **Joseph Tugler** will don #11 this season.

• Redshirt freshman guard **Kordelius Jefferson** sat out the entire 2023-24 season as a

54th member of Houston's 1,000-Point Club in his collegiate. Sharp now has 1,073 points during his career with the Cougars and is tied for 46th in school history.

• Junior point guard **Milos Uzan** has 944 points during his total collegiate career (414 pts with Houston; 530 points with Oklahoma) and needs only 56 points to reach quadruple digits.

• Prior to Roberts, All-American point guard **Jamal Shead** was the last student-athlete to reach 1,000 points as a Cougar, achieving that total during the 2023-24 season.

BIG 12 PRESEASON POLL

• For the sixth straight season, Houston was picked among the Top-Two leaders in its conference preseason poll.

• The Cougars received a five first-place votes and 211 points to finish a close second in the Big 12 Coaches Preseason Poll.

• Houston was tabbed as preseason favorite for its last four years in the American Athletic Conference (2019-23).

• Graduate guard **L.J. Cryer** and graduate forward **J'Wan Roberts** were named to the Preseason All-Big 12 First Team. Houston was the only school with two student-athletes on the First Team.

WINNINGEST BIG 12 TEAMS in CONFERENCE PLAY

Rk.	Record	Pct.	School	Year
1.	19-1	.950	Houston	2024-25
2.	17-1	.944	Kansas	2019-20
t3.	16-0	1.000	Kansas	2001-02
	16-2	.889	Kansas	2016-17
	16-2	.889	Kansas	2011-12
t6.	15-3	.833	Houston	2023-24
	15-3	.833	Baylor	2019-20
	15-3	.833	Kansas	2015-16
	15-1	.938	Kansas	2009-10
	15-1	.938	Kansas	1997-98
	15-1	.938	Kansas	1996-97

WINNINGEST HOUSTON TEAMS in CONFERENCE PLAY

Rk.	Record	Season	Pct.	Conference	Head Coach
1.	19-1	2024-25	.950	Big 12	Kelvin Sampson
2.	17-1	2022-23	.944	American Athletic	Kelvin Sampson
t2.	16-2	2018-19	.889	American Athletic	Kelvin Sampson
	16-0	1982-83	1.000	Southwest	Guy V. Lewis
t5.	15-3	2023-24	.833	Big 12	Kelvin Sampson
	15-3	2021-22	.833	American Athletic	Kelvin Sampson
	15-1	1983-84	.938	Southwest	Guy V. Lewis
	14-3	2020-21	.824	American Athletic	Kelvin Sampson
	14-4	2017-18	.778	American Athletic	Kelvin Sampson
t10.	13-5	2019-20	.722	American Athletic	Kelvin Sampson
	13-3	1989-90	.813	Southwest	Pat Foster
	13-3	1976-77	.813	Southwest	Guy V. Lewis
t13.	12-6	2016-17	.667	American Athletic	Kelvin Sampson
	12-6	2015-16	.667	American Athletic	Kelvin Sampson
t15.	11-5	2007-08	.688	Conference USA	Tom Penders
	11-3	1995-96	.813	Southwest	Alvin Brooks
	11-3	1991-92	.786	Southwest	Pat Foster
	11-5	1981-82	.688	Southwest	Guy V. Lewis
	11-5	1977-78	.688	Southwest	Guy V. Lewis
	11-1	1946-47	.917	Lone Star	Alden Pasche

• Sampson broke out of a tie with Lefty Driesell, who recorded 786 wins with Georgia State, James Madison, Maryland and Davidson from 1960 to 2003.

• Up next in the NCAA records book is Rick Byrd, who recorded 805 wins with Belmont, Lincoln Memorial and Maryville (Tenn.) from 1978 to 2021.

IN THE NBA RANKS

• Five Cougars started the 2024-25 season on NBA rosters.

• That group includes **Quentin Grimes** (Dallas Mavericks), **Marcus Sasser** (Detroit Pistons), **Jarace Walker** (Indiana Pacers), guard **Taze Moore** (Portland Trail Blazers) and guard **Jamal Shead** (Toronto Raptors).

• Grimes is in his first season with the Dallas Mavericks after being taken with the No. 25 overall pick in the First Round of the 2021 NBA Draft by the New York Knicks. He became the first Cougar to be taken in the First Round since **Greg Anderson** was taken in 1987 by the San Antonio Spurs.

• Sasser is in his second season with the Pistons after being taken with the No. 25 pick of the 2023 NBA Draft.

• Walker is in his second season with the Pacers after being taken with the No. 8 pick of the 2023 NBA Draft. He was the highest Cougar taken in the Draft since Hall of Fame center **Hakeem Olajuwon** was taken at No. 1 by the Houston Rockets in 1984.

• Shead is in his rookie season with the Raptors after being taken in the Second Round with the No. 45 overall pick.

• Moore is in his second season with the Trail Blazers. He competed in four games during the 2023-24 season after signing a two-way contract in September 2024.

HOUSTON'S MOST PLAYED OPPONENTS through March 14, 2025

Rk.	G	Opponent	W-L	Pct.	Current Strk	First Game	Last Game
1.	92	SMU	58-34	.630	W3	1955-56	2022-23
2.	87	Texas A&M	55-32	.632	W2	1946-47	2023-24
3.	84	Rice	66-18	.786	W7	1971-72	2023-24
4.	76	TCU	50-26	.658	W2	1955-56	2024-25
5.	66	Texas	34-32	.515	W3	1949-50	2023-24
6.	61	Tulsa	32-29	.525	W4	1950-51	2022-23
7.	60	Texas Tech	32-28	.533	W1	1960-61	2024-25
8.	59	Memphis	23-36	.390	L1	1956-57	2022-23
9.	57	Baylor	41-16	.719	W4	1952-53	2024-25
t10.	50	Cincinnati	17-33	.340	W12	1957-58	2024-25
t10.	50	Tulane	32-18	.640	W11	1946-47	2022-23

2024-25 opponents in bold

JOINING TWO 1,000 CLUBS in 2024-25

• Graduate forward **J'Wan Roberts** joined two Houston career 1,000 Club during the 2024-25 season.

• With 1,242 points to date, Roberts became the 52nd member of Houston's career 1,000-Point Club.

• With 1,019 rebounds to date, Roberts also joined Houston's career 1,000-Rebound Club. Only four student-athletes have snared 1,000 rebounds during their Houston career.

• Roberts became only the fourth Cougar in school history to reach quadruple digits in both categories.

• He joined legendary centers **Elvin Hayes** (2,884 pts., 1,602 rebs., 1965-68), **Hakeem Olajuwon** (1,332 pts., 1,067 rebs., 1981-84) and **Greg Anderson** (1,662 pts., 1,045 rebs., 1983-87) as the only student-athletes to accomplish that feat.

169... AND COUNTING

• When he stepped on the court and the ball was tipped at Kansas State on Jan. 11, graduate forward **J'Wan Roberts** added another Houston career record to his resume.

• In that win against Kansas State, Roberts competed in the 150th game of his Houston career to set the school mark.

• Roberts broke out of a tie with forward **Fabian White Jr.** (2017-22), who competed in 149 games during his award-winning career.

• Entering Friday's NCAA Tournament Sweet 16 game against #22/22 (4) Purdue, Roberts has competed in 169 games during his Houston career.

MAKING HISTORY

• Now in his sixth year at Houston, graduate forward **J'Wan Roberts** has etched his name atop the Cougars' winningest

student-athletes.

• During his award-winning career, Roberts has compiled a 146-23 (.864) record at Houston, entering Saturday's NCAA Tournament Sweet 16 game vs. #22/22 (4) Purdue.

• With Houston's win over Butler during the Big 12-Big East Challenge inside Fertitta Center on Dec. 7, Roberts broke out of a tie with Forward **Fabian White Jr.** to become the winningest student-athlete in program history.

• White posted a 121-28 record during his Houston career from 2017 to 2022.

FINE in FERTITTA CENTER

• With the Cougars' 97-40 win over Jackson State inside Fertitta Center on Nov. 4, graduate forward **J'Wan Roberts** etched his name in the Houston records book.

• With Houston's March 3 win over Kansas, Roberts has posted a 77-4 record inside Fertitta Center during his career.

• In Houston's Nov. 4 win over Jackson State, Roberts broke out of a tie with point guard **Jamal Shead** to become the Fertitta Center's winningest student-athlete.

• Roberts became the first member of the Fertitta Center 50-Win Club against Montana on Nov. 24, 2023.

UNDER the BOARDS

• When the shot goes up, graduate forward **J'Wan Roberts** is working to get to that rebound.

• This season, Roberts leads Houston and ranks 14th in the Big 12 with 6.3 rebounds per game.

• In 2023-24, the St. Thomas, U.S. Virgin Islands, native led the Cougars and ranked sixth in the Big 12 with 6.8 rebounds per game.

• Roberts was one of only three student-athletes to stand among the Big 12 Top-10 leaders in both offensive **AND** defensive rebounding.

• Roberts was third with 2.64 offensive rebounds per game and finished 10th with 4.17 defensive boards per contest.

• Roberts joined Kansas' Hunter Dickinson (2.58, 5th; 8.36 drpg, 1st) and Cincinnati's Aziz Bandaogo (2.28 drpg, 9th; 5.17 drpg, 6th) in that exclusive group.

LJ for THREEEEEEEE!!!!

• One of the nation's premier 3-point shooters, graduate guard **LJ Cryer** started the 2024-25 season on a hot streak with four treys in six attempts during Houston's season-opening win over Jackson State inside Fertitta Center on Nov. 4.

• In 2024-25, Cryer leads the Big 12 with a 42.8 (110-for-257) 3-point field goal percentage. The Katy, Texas, native also leads Houston and the league with 3.1 3-point field goals per game.

• Cryer has drained at least one trey in all but two games with multiple 3-pointers in all but seven games in 2024-25.

• He enters Friday's NCAA Tournament Midwest Region Sweet 16 game against #22/22 (4) Purdue having drained 3+ 3-pointers in 13 of his last 18 contests.

• Cryer buried a season-high and Houston-career-high-tying six treys in the Cougars' win at Baylor on March 8 and equaled that total in Saturday's win over #24/23 (8) Gonzaga during the NCAA Tournament Second Round in Wichita, Kan.

• A year ago, Cryer drained 112-of-289 from behind the arc and led the Cougars and the Big 12 Conference with 3.0 3-pointers per game.

• With 112 treys, Cryer became only the eighth Cougar in school history to drain 100+ treys in a single season.

• He became the first Cougar since All-American guard **Quentin Grimes** buried 100 treys during the 2020-21 season.

WELCOME to HOUSTON

• The Cougars signed four newcomers to the team for the 2025-26 season during the early signing period in November 2024.

• Houston's 2025 signing class is ranked nationally at **#1 (on3)**, **#2 (247Sports)**, **#2 (Rivals)** and **#2 (ESPN)**.

• Guard **Isiah Harwell**, guard Bryce Jackson, point guard **Kingston Flemings** and center **Chris Cenac Jr.** will compete as true freshmen in 2025-26, and each will have four years of eligibility remaining.

CHRIS CENAC JR. Forward/Center - 6-10 • 230 • Freshman New Orleans, La. Link Academy [Branson, Mo.]

5-star recruit by *Rivals*, *247Sports*, *on3* and ESPN... Ranked #7 overall and No. 4 power forward nationally by *on3*... Ranked #10 overall and No. 1 center nationally by *247Sports*... Ranked #7 overall and No. 1 center nationally in *ESPN100*... Ranked #6 overall and #3 power forward by *Rivals*... Chose Houston over Alabama, Arkansas, Auburn, Baylor, Kentucky, Louisville, LSU, Michigan State, Tennessee, Texas and UConn... Played for Coach Chad Myers at Link Academy... Named to McDonald's All-American Game Wes Team... Named to Naismith Trophy Watch List for National High School Player of the Year... Following 2023-24 season, named Most Valuable Player at NBPA Top 100 camp... Guided Team USA to gold medal at FIBA Under-17 World Cup in Istanbul... Was named Most Valuable Player of Puma's PRO16 League... Led Isidore Newman High School (New Orleans) to its third straight state championship... Was an All-State Second-Team selection... Averaged 13.9 points, 10.2 rebounds, 1.9 steals, 1.7 assists and 1.3 blocks per game... Recognized as State Championship Most Outstanding Player... Last name is pronounced See-Nack.

KINGSTON FLEMINGS Guard - 6-3 • 170 • Freshman San Antonio, Texas William J. Brennan High School

4-star recruit by *Rivals*, *247Sports*, *on3* and ESPN... Ranked #14 overall and No. 1 shooting guard nationally by *on3*... Ranked #18 overall and No. 3 point guard nationally by *247Sports*... Ranked #21 overall and No. 6 point guard nationally in *ESPN100*... Ranked #22 overall and No. 3 point guard nationally by *Rivals*... Chose Houston over Alabama, Baylor, LSU, TCU, Tennessee, Texas, Texas A&M and Texas Tech... Played for Coach Koty Cowgill at Brennan High School... Gatorade Player of the Year for state of Texas as a senior in 2024-25... Led Team USA

to Gold Medal at FIBA U18 3x3 World Cup in Debrecen, Hungary... Competed at USA Basketball U17 National Team training camps and National Basketball Association Players Association Top 100 Camp... Played on Puma's Pro16 Circuit... Named to Naismith Trophy Watch List for National High School Player of the Year... Named *San Antonio Express-News* Player of the Year for second straight season following his junior season in 2023-24.

ISIAH HARWELL Guard - 6-6 • 200 • Freshman Pocatello, Idaho Wasatch Academy [Mount Pleasant, Utah]

5-star recruit by *Rivals*, *247Sports*, *on3* and ESPN... Ranked #10 overall and No. 3 shooting guard nationally by *on3*... Ranked #12 overall and No. 2 shooting guard nationally by *247Sports*... Ranked #14 overall and No. 3 shooting guard nationally in *ESPN100*... Ranked #9 overall and #3 shooting guard by *Rivals*... Chose Houston over California, Gonzaga and Texas... Played for Coach Paul Peterson at Wasatch Academy and for Coach Tim Davis with Utah Prospects... Gatorade Player of the Year for state of Utah as a senior in 2024-25... Named to McDonald's All-American Game East Team... Named to Naismith Trophy Watch List for National High School Player of the Year... Led Utah Prospects to adidas AAU National Championship in South Carolina... Led Team USA to Gold Medal at U16 FIBA Americas Championships in Merida, Mexico... Played for championship team at NBPA Top 100 Camp.

BRYCE JACKSON Guard - 6-6 • 205 • Freshman Pearland, Texas Shadow Creek High School

3-star recruit by ESPN, *On3* and *247Sports*... Played for Coach David President... Overcame leg injuries during his sophomore and junior seasons... Returned to full health in Summer 2024 and impressed coaches at TABC Showcase.

• In 2024-25, Cryer became only the third Cougar in Houston history to reach triple-digits 3s in multiple seasons, joining guards **Corey Davis Jr.** and **Robert McKiver**.

• Davis is the most recent Cougars to accomplish that feat with 111 treys in 2018-19 and 103 treys in 2017-18.

• McKiver was the first Cougar with 100+ 3-pointers in multiple years, posting 116 treys in 2006-07 and setting a school record with 145 in 2007-08.

JOJO SAYS NO NO

• Sophomore forward **Joseph Tugler** was a defensive force for the Cougars in their Nov. 26 loss to #9/9 Alabama during the first day of the Players Era Festival inside MGM Grand Garden Arena in Las Vegas.

• The Monroe, La., native swatted eight shots and added eight rebounds, including six defensive boards against the Crimson Tide.

• Tugler became the first Cougar to block eight shots in a game since center **Emmanuel Adeife** accomplished that feat in the season-opening win over Florida Tech on Nov. 22, 2005.

• With his impressive total, Tugler also became only the sixth Cougar to block eight shots in a game in school history. He joined Adeife (2005-06), **Ferguson**, (2002-04), **Dwight Jones** (1971-73), **Hakeem Olajuwon** (1981-84) and **Bo Outlaw** (1991-93).

• The Monroe, La., native leads the Cougars, ranks third in the Big 12 and 24th nationally with 2.0 blocks per game (73 in 36 games).

• Tugler has recorded 22 games with multiple blocks in 2024-25.

• He was one of four student-athletes from across the nation named a Naismith Defensive Player of the Year Finalist presented by MOLECULE Watch List in mid-March.

2024-25 PRESEASON BIG 12 CONFERENCE COACHES POLL

Rk.	School (First-place votes)	Pts.
1.	Kansas (9)	215
2.	Houston (5)	211
3.	Iowa State (1)	194
4.	Baylor	185
5.	Arizona (1)	179
6.	Cincinnati	140
7.	Texas Tech	135
8.	Kansas State	133
9.	BYU	116
10.	TCU	90
11.	UCF	83
12.	Arizona State	64
13.	West Virginia	62
14.	Oklahoma State	46
15.	Colorado	37
16.	Utah	30

PRESEASON PLAYER of the YEAR Hunter Dickinson • Center • Kansas

PRESEASON CO-NEWCOMERS of the YEAR Jeremy Roach • Guard • Baylor Coleman Hawkins • Wing • Kansas State

FRESHMAN of the YEAR VJ Edgecombe • Guard • Baylor

PRESEASON ALL-BIG 12 TEAMS

First Team			
Pos.	Player	Cl.	School
F	J'Wan Roberts	Gr.	Houston
G	LJ Cryer	Sr.	Houston
C	Hunter Dickinson	Gr.	Kansas
G	Caleb Love	5th	Arizona
G	Tamin Lipsey	Jr.	Iowa State
Second Team			
Pos.	Player	Cl.	School
F	Norchad Omier	Sr.	Baylor
G	Jeremy Roach	5th	Baylor
G	Keshon Gilbert	Sr.	Iowa State
G	Dajuan Harris	Gr.	Kansas

RETURNING REDSHIRTS

- The Cougars welcome the return of two redshirts in 2023-24.
- Redshirt freshman center **Jacob McFarland** sat out a year ago after competing as a senior at Rancho Verde High School in Moreno Valley, Calif., in 2022-23.
- At 6-foot-11, McFarland is the tallest member of the 2024-25 team.
- Redshirt freshman guard **Kordelius Jefferson** sat out the 2023-24 season following surgery on both wrists during the summer of 2023.
- Jefferson was an award-winning high school star at James Martin High School in Arlington, Texas, in 2022-23.

HOUSTON in TOYOTA CENTER HISTORY

- With its loss to #11/11 Auburn during the nightcap of the Mattress Firm Battleground 2k24 on Nov. 9, Houston fell to 2-1 in games played inside Toyota Center since that facility opened Oct. 6, 2003.
- This was the second straight season in which the Cougars played in Toyota Center, home of the NBA's Houston Rockets.
- During the 2023-24 season, fourth-ranked Houston enjoyed a 70-66 win over Texas A&M during the nightcap of The Halal Guys Showcase on Dec. 16, 2023.
- In their first game in Toyota Center, the Cougars claimed a 54-52 win over Rice in the Dickies Shootout on Dec. 21, 2013.

SEASON OPENER HISTORY

- With its 60-47 win over Oklahoma State in Stillwater, Okla., on Dec. 30, 2024, Houston improved to 40-25 during its conference opener history.
- The Cougars have won their last 10 conference openers and 17 of their last 18. Only a 73-54 loss at Memphis on Dec. 31, 2014, prevents a longer Houston winning streak.
- Houston has posted a 2-0 record in conference openers in the **Big 12**, a 9-1 mark in the **American Athletic Conference**, a 7-10 record in **Conference USA**, an 11-10 mark in the **Southwest Conference**, an 8-2 record in the **Missouri Valley Conference**, a 1-0 mark in the **Gulf Coast Conference** and a 2-2 record in the **Lone Star Conference**.
- **in Big 12 Conference:** Houston is 2-0 in Big 12 openers after its 60-47 win at Oklahoma State in Stillwater, Okla., on Dec. 30, 2024.

The Cougars began their Big 12 Conference tenure with an 89-55 win over West Virginia in Fertitta Center on Jan. 6, 2024.

in Conference Home Openers: With its Jan. 4 win over BYU inside Fertitta Center, Houston is 43-22 in conference home openers during its history.

• This includes a 2-0 mark in the **Big 12 Conference**, a 9-1 mark in the **American Athletic Conference**, a 9-8 record in **Conference USA**, a 15-6 mark in the **Southwest Conference**, a 6-4 record in the **Missouri Valley Conference**, a 1-0 mark in the **Gulf Coast Conference** and a 1-3 record in the **Lone Star Conference**.

• The Cougars have won their last 10 and 14 of their last 15 conference home openers. Only a 79-78 loss in overtime to Tulsa in Hofheinz Pavilion on Jan. 6, 2015, prevents a longer winning streak.

• In its most recent conference home opener, Houston took an 86-55 win over BYU inside Fertitta Center in Houston on Jan. 4.

in Conference Road Openers: With its win at Oklahoma State in Stillwater, Okla., on Dec. 30, 2024, Houston improved to 29-36 in conference road openers during its history.

• This includes a 1-1 mark in the **Big 12 Conference**, an 8-2 mark in the **American Athletic Conference**, a 3-14 record in **Conference USA**, a 10-11 mark in the **Southwest Conference**, a 4-6 record in the **Missouri Valley Conference**, a 1-0 mark in the **Gulf Coast Conference** and a 2-2 record in the **Lone Star Conference**.

• With their Dec. 30, 2024, win at Oklahoma State, the Cougars have won five of their last six conference road openers.

SEASON OPENER HISTORY

- With its 97-40 win over Jackson State on Nov. 4, inside Fertitta Center, Houston improved to 61-19 in season openers during its history.

• The win against Jackson State was the second-biggest season-opening win in school history, trailing only the 2004-05 team's 131-62 win over Florida Tech inside Hofheinz Pavilion on Nov. 22, 2005.

• The Cougars have won their last 16 and 20 of their last 21 season openers... Only a 65-63 loss to Georgia Southern on the first day of the 2K Sports Classic benefiting Coaches vs. Cancer in Durham, N.C., on Nov. 11, 2008, prevents a longer streak.

• Houston has won handily in recent history, winning its last 16 season openers by an average of 30.4 points per game (487 points in 16 games).

• With its 2024-25 season-opening win, Houston has won nine of its last 10 season openers by 28+ points. Only the 2021-22 season-opening 83-75 overtime win against Hofstra prevents a longer streak.

KELVIN SAMPSON in SEASON OPENERS

• With Houston's 97-40 win over Jackson State on Nov. 4 inside Fertitta Center, **Head Coach Kelvin Sampson** improved to 33-3 record in season openers during his award-winning career.

• In season openers, Sampson is 11-0 during his Houston tenure... Posted a 2-0 record at Indiana, an 11-1 mark at Oklahoma a 6-1 record at Washington State and a 3-1 mark at Montana Tech.

• With the win over Jackson State, Sampson's teams have won their last 16 season openers and 29 of his last 30... Only a 68-62 loss to Alabama at the AT&T Wireless Classic in New York on Nov. 14, 2002, prevents a longer streak.

• During his career, Sampson's teams have won by an average of 25.6 points per game (846 points in 33 wins).

• In his teams' 33 season-opening wins, only four teams have won by fewer than double digits... His first team at Houston in 2014-15 claimed a 77-74 win at Murray State on Nov. 14, 2014, in his most recent single-digit, season-opening win.

IN the PRO RANKS

• In addition to the Cougars in the NBA, numerous other Cougars continue to compete in various leagues for teams around the world.

• Guard **Armoni Brooks** (Olimpia Milano) plays in the Lega Basket Serie A.

• Center **Josh Carlton** (Zhejiang Lions) plays in the Chinese Basketball Association.

• Guard **Corey Davis Jr.** (Vanoli Cremona) plays in Lega Basket Serie A.

• Forward **Devin Davis** (Panionios) is playing in the Greek Basketball League.

• Guard **Damyean Dotson** (Aliaga Petkimspor Izmir) is competing in the Turkish Basketball League.

• Guard **Kyler Edwards** (JDA Dijon) plays in the LNB Elite.

• Forward **Justin Gorham** (Derthona Basket) plays in the Lega Basket Serie A.

• Guard **Rob Gray** (Scafati Basket) plays in the Lega Basket Serie A.

• Forward **Brison Gresham** (AEK Larnaca) plays in the Cypriot OPAP Basket League.

• Center **Chris Harris Jr.** (Frayles de Guasave) plays in the Mexican CIBACOPA.

• Guard **Nate Hinton** (Memphis Hustle) plays in the NBA G League.

• Forward **Danrad Knowles** (Azpeitia Juaris Iraurug Saski Baloia) plays in the Spanish Segunda FEB.

• Guard **Wes VanBeek** (Aliaga Petkimspor Izmir) plays in the Turkish BSL.

• Forward **Fabian White Jr.** (Manisa Basket) plays in the Basketbol Super Ligi.

NCAA TOURNAMENT HISTORY

NCAA TOURNAMENT HISTORY

NCAA Tournament National Championship Game Appearances	(2) 1984, 1983
NCAA Final Four Appearances	(6) 2021, 1984, 1983, 1982, 1968, 1967
NCAA Elite Eight Appearances	(7) 2022, 2021, 1984, 1983, 1982, 1968, 1967
NCAA Sweet 16 Appearances	(17) 2025, 2024, 2023, 2022, 2021, 2019, 1984, 1983, 1982, 1971, 1970, 1968, 1967, 1966, 1965, 1961, 1956
NCAA Tournament Appearances	(26) 2025, 2024, 2023, 2022, 2021, 2019, 2018, 2010, 1992, 1990, 1987, 1984, 1983, 1982, 1981, 1978, 1973, 1972, 1971, 1970, 1968, 1967, 1966, 1965, 1961, 1956
NCAA Tournament Record	42-30 (.583)
NCAA Final Four Most Outstanding Player	(1) Hakeem Olajuwon (1984)
NCAA All-Final Four Team Members	(5) Alvin Franklin (1984), Hakeem Olajuwon (1984), Michael Young (1984), Hakeem Olajuwon (1983), Elvin Hayes (1968)
NCAA All-Regional Team Members	17

2025

No. 1 Seed • Midwest Region • First/Second Rounds INTRUST Bank Arena • Wichita, Kan.

March 20	W	78-40	(16) SIUE
March 22	W	81-76	#24/23 (8) Gonzaga

Midwest Regional • Lucas Oil Stadium • Indianapolis March 28 #22/22 (4) Purdue

2024 • SWEET 16

No. 1 Seed • South Region • First/Second Rounds FedExForum • Memphis, Tenn.

March 22	W	86-46	(16) Longwood
March 24	W	100-95 (OT)	(9) Texas A&M

South Regional • American Airlines Center • Dallas March 29 L 51-54 #13/14 (4) Duke

2023 • SWEET 16

No. 1 Seed • Midwest Region • First/Second Rounds Legacy Arena • Birmingham, Ala.

March 16	W	63-52	(16) Northern Kentucky
March 18	W	81-64	(9) Auburn

Midwest Regional • T-Mobile Center • Kansas City, Mo. March 24 L 75-89 #16/15 (5) Miami (Fla.)

2022 • ELITE EIGHT

No. 5 Seed • South Region • First/Second Rounds PPG Paints Arena • Pittsburgh

March 18	W	82-68	(12) UAB
March 20	W	68-53	(4) Illinois

South Regional • AT&T Center • San Antonio, Texas March 24 W 72-60 #2/2 (1) Arizona March 26 L 44-50 #6/5 (2) Villanova Regional All-Tournament Team: Jamal Shead

2021 • FINAL FOUR

No. 2 Seed • Midwest Region • First Round Simon Skjoldt Assembly Hall • Bloomington, Ind.

March 19	W	87-56	(15) Cleveland State
----------	---	-------	----------------------

Second Round • Lucas Oil Stadium • Unity Court • Indianapolis March 21 W 63-60 (10) Rutgers

Sweet 16 • Hinkle Fieldhouse • Indianapolis March 27 W 62-46 (11) Syracuse

Elite Eight • Lucas Oil Stadium • Equality Court • Indianapolis March 29 W 67-61 (12) Oregon State Regional Most Outstanding Player: DeJon Jarreau Regional All-Tournament Team: Quentin Grimes

Final Four • Lucas Oil Stadium • Unity Court • Indianapolis April 3 L 59-78 #3/3 (1) Baylor

2020

Seed Unknown • Region Unknown Arena Unknown • City Unknown

Canceled due to COVID-19 pandemic

2019 • SWEET 16

No. 3 Seed • Midwest Region • First/Second Rounds BOK Center • Tulsa, Okla.

March 22	W	84-55	(14) Georgia State
March 24	W	74-59	(11) Ohio State

Midwest Regional • Sprint Center • Kansas City, Mo. March 29 L 58-62 #7/7 (2) Kentucky

2018 • SECOND ROUND

No. 6 Seed • West Region • First/Second Rounds Intrust Bank Arena • Wichita, Kan.

March 15	W	67-65	(11) rv/rv San Diego State
March 17	L	63-64	#7/7 (3) Michigan

2010

No. 13 Seed • Midwest Region • First Round Spokane Veterans Memorial Arena • Spokane, Wash. March 19 L 77-89 #20/20 (13) Maryland

1992

No. 10 Seed • Midwest Region • First Round Bradley Center • Milwaukee, Wisc. March 19 L 60-65 (7) Georgia Tech

1990

No. 8 Seed • Southeast Region • First Round Thompson-Boling Arena • Knoxville, Tenn. March 15 L 66-70 (9) UC Santa Barbara

1987

No. 12 Seed • Southeast Region • First Round The Omni • Atlanta, Ga. March 13 L 55-66 (5) Kansas

1984 • NATIONAL FINALIST

No. 2 Seed • Midwest Region • Second Round Mid-South Coliseum • Memphis, Tenn. March 17 W 77-69 (10) Louisiana Tech

Midwest Regional • The Arena • St. Louis, Mo. March 23 W 78-71 (6) Memphis March 25 W 68-63 (4) Wake Forest

Regional Most Outstanding Player: Hakeem Olajuwon Regional All-Tournament Team: Hakeem Olajuwon, Michael Young

Final Four • Kingdome • Seattle

March 31	W	49-47 (OT)	(7 - East) Virginia
April 2	L	75-84	(1 - West) Georgetown

Final Four Most Outstanding Player: Hakeem Olajuwon Final Four All-Tournament Team: Alvin Franklin, Hakeem Olajuwon, Michael Young

1983 • NATIONAL FINALIST

No. 1 Seed • Midwest Region • Second Round The Summit • Houston

March 19	W	60-50	(8) Maryland
----------	---	-------	--------------

Midwest Regional • Kemper Arena • Kansas City, Mo.

March 25	W	70-63	(4) Memphis
March 27	W	89-71	(3) Villanova

Regional Most Outstanding Player: Hakeem Olajuwon Regional All-Tournament Team: Larry Micheaux, Hakeem Olajuwon, Michael Young

Final Four • University Arena • Albuquerque, N.M.

April 2	W	94-81	(1 - East) Louisville
April 4	L	52-54	(6 - West) NC State

Final Four All-Tournament Team: Hakeem Olajuwon

1982 • NCAA FINAL FOUR

No. 6 Seed • Midwest Region • First/Second Rounds Mabee Center • Tulsa, Okla.

March 11	W	94-84	(11) Alcorn State
March 13	W	78-74	(3) Tulsa

Midwest Regional • Checkerdome • St. Louis, Mo.

March 19	W	79-78	(2) Missouri
March 21	W	99-92	(8) Boston College

Regional Most Outstanding Player: Rob Williams Regional All-Tournament Team: Larry Micheaux, Rob Williams

Final Four • Louisiana Superdome • New Orleans

March 27	L	63-68	(1 - East) North Carolina
----------	---	-------	---------------------------

NCAA TOURNAMENT CAREER LEADERS

Points

Rk.	Pts.	Name	School	Years (Games)
1.	407	Christian Laettner	Duke	1989-92 (23)
2.	358	Elvin Hayes	Houston	1966-68 (13)
3.	328	Danny Manning	Kansas	1985-88 (16)
4.	325	Tyler Hansbrough	North Carolina	2006-09 (17)
5.	324	Oscar Robertson	Cincinnati	1958-60 (10)

Rebounds

1.	222	Elvin Hayes	Houston	1966-68 (13)
2.	201	Lew Alcindor	UCLA	1967-69 (12)
3.	198	Tom Gola	La Salle	1954-55 (11)
4.	197	Jerry Lucas	Ohio State	1960-62 (12)
5.	181	Nick Collison	Kansas	2000-03 (16)
6.	176	Bill Walton	UCLA	1972-74 (12)
7.	169	Christian Laettner	Duke	1989-92 (23)
8.	165	Tim Duncan	Wake Forest	1994-97 (11)
9.	160	Paul Hogue	Cincinnati	1960-62 (12)
10.	157	Sam Lacey	New Mexico St.	1968-70 (11)
11.	155	Derrick Coleman	Syracuse	1987-90 (14)
12.	153	Hakeem Olajuwon	Houston	1982-84 (15)

Rebounding Average

1.	19.8	Tom Gola	La Salle	1954-55 (10)
2.	19.7	John Green	Michigan State	1957-79 (6)
3.	19.2	Artis Gilmore	Jacksonville	1970-71 (6)
4.	18.5	Paul Silas	Creighton	1962-64 (6)
5.	17.13	Len Chappell	Wake Forest	1961-62 (8)
6.	17.08	Elvin Hayes	Houston	1966-68 (13)

Field Goals

1.	152	Elvin Hayes	Houston	1966-68 (13)
2.	140	Danny Manning	Kansas	1985-88 (16)
t3.	128	Glen Rice	Michigan	1986-89 (13)
t3.	128	Christian Laettner	Duke	1989-92 (23)
5.	123	Corliss Williamson	Arkansas	1993-95 (15)

NCAA TOURNAMENT HISTORY

vs. NCAA TOURNAMENT OPPONENTS

Team	Record	Pct.	Stk.
Alcorn State	1-0	1.000	W1
Arizona	1-0	1.000	W1
Auburn	1-0	1.000	W1
Baylor	0-1	.000	L1
Boston College	1-0	1.000	W1
Cleveland State	1-0	1.000	W1
Colorado State	1-0	1.000	W1
Dayton	1-0	1.000	W1
Drake	0-1	.000	L1
Duke	0-1	.000	L1
Georgetown	0-1	.000	L1
Georgia State	1-0	1.000	W1
Georgia Tech	0-1	.000	L1
Gonzaga	1-0	1.000	W1
Illinois	1-0	1.000	W1
Kansas	1-2	.333	L2
Kansas State	0-3	.000	L3
Kentucky	0-1	.000	L1
Longwood	1-0	1.000	W1
Louisiana	0-1	.000	L1
Louisiana Tech	1-0	1.000	W1
Louisville	2-0	1.000	W2
Loyola Chicago	1-0	1.000	W1
Marquette	1-0	1.000	W1
Maryland	1-1	.500	L1
Memphis	2-0	1.000	W2
Miami (Fla.)	0-1	.000	L1
Michigan	0-1	.000	L1
Missouri	1-0	1.000	W1
New Mexico State	2-0	1.000	W2
NC State	0-1	.000	L1
North Carolina	1-1	.500	L1
Northern Kentucky	1-0	1.000	W1
Notre Dame	2-1	.667	L1
Ohio State	1-1	.500	W1
Oklahoma State	0-1	.000	L1
Oregon State	1-1	.500	W1
Pacific	1-0	1.000	W1
Purdue	0-0	.000	---
Rutgers	1-0	1.000	W1
San Diego State	1-0	1.000	W1
SIUE	1-0	1.000	W1
SMU	1-2	.333	W1
Syracuse	1-0	1.000	W1
TCU	1-0	1.000	W1
Texas	0-1	.000	L1
Texas A&M	1-0	1.000	W1
Texas Tech	0-1	.000	L1
Tulsa	1-0	1.000	W1
UAB	1-0	1.000	W1
UCLA	0-2	.000	L2
UC Santa Barbara	0-1	.000	L1
Villanova	1-2	.333	L1
Virginia	1-0	1.000	W1
Wake Forest	1-0	1.000	W1
Totals	42-30	.583	W2

1981

No. 8 Seed • East Region • First Round Charlotte Coliseum • Charlotte, N.C.

March 13	L	72-90	(9) Villanova
----------	---	-------	---------------

1978

Midwest Region • First Round Mabee Center • Tulsa, Okla.

March 10	L	77-100	Notre Dame
----------	---	--------	------------

1973

Midwest Region • First Round Henry Levitt Arena • Wichita, Kan.

March 10	L	89-102	Louisiana
----------	---	--------	-----------

1972

Midwest Region • First Round Pan American Center • Las Cruces, N.M.

March 11	L	74-85	Texas
----------	---	-------	-------

1971

Midwest Region • First Round Hofheinz Pavilion • Houston

March 13	W	72-69	New Mexico State
----------	---	-------	------------------

Midwest Regional • Henry Levitt Arena • Wichita, Kan.

March 18	L	77-78	Kansas
----------	---	-------	--------

Midwest Regional Third Place • Henry Levitt Arena Wichita, Kan.

March 20	W	119-106	Notre Dame
----------	---	---------	------------

1970

Midwest Region • First Round Daniel-Meyer Coliseum • Fort Worth, Texas

March 7	W	71-64	Dayton
---------	---	-------	--------

Midwest Regional • Allen Fieldhouse • Lawrence, Kan.

March 12	L	87-92	Drake
----------	---	-------	-------

Midwest Regional Third Place • Allen Fieldhouse Lawrence, Kan.

March 14	L	98-107	Kansas State
----------	---	--------	--------------

1968 • NCAA FINAL FOUR

Midwest Region • First Round • Salt Lake City

March 9	W	94-76	Loyola (Chicago)
---------	---	-------	------------------

Midwest Regional • Henry Levitt Arena • Wichita, Kan.

March 15	W	91-75	Louisville
----------	---	-------	------------

March 16	W	103-68	TCU
----------	---	--------	-----

All-Tournament Team: Don Chaney, Elvin Hayes, Theodis Lee

Final Four • Memorial Sports Arena • Los Angeles

March 22	L	69-101	UCLA
----------	---	--------	------

Final Four • Third Place

Memorial Sports Arena • Los Angeles

March 25	L	85-89	Ohio State
----------	---	-------	------------

Final Four All-Tournament Team: Elvin Hayes

1967 • NCAA FINAL FOUR

Midwest Region • First Round CSU Auditorium • Fort Collins, Colo.

March 11	W	59-58	New Mexico State
----------	---	-------	------------------

Midwest Regional • Allen Field House • Lawrence, Kan.

March 17	W	66-53	Kansas
----------	---	-------	--------

March 19	W	83-75	SMU
----------	---	-------	-----

All-Tournament Team: Don Chaney, Elvin Hayes

Final Four • Freedom Hall • Louisville, Ky.

March 24	L	58-73	UCLA
----------	---	-------	------

Final Four • Third Place • Freedom Hall • Louisville, Ky.

March 25	W	84-62	North Carolina
----------	---	-------	----------------

1966

West Region • First Round Henry Levitt Arena • Wichita, Kan.

March 7	W	82-76	Colorado State
---------	---	-------	----------------

West Regional • Pauley Pavilion • Los Angeles

March 11	L	60-63	Oregon State
----------	---	-------	--------------

Regional Third Place • Pauley Pavilion • Los Angeles

March 12	W	102-91	Pacific
----------	---	--------	---------

HOUSTON by SEEDING

The NCAA began seeding teams in 1979

Team	Record	Pct.	Stk.	Last
No. 1	10-3	.769	W2	2025
No. 2	8-2	.800	L1	2021
No. 3	2-1	1.000	L1	2019
No. 4	0-0	.000	---	---
No. 5	3-1	.750	L1	2022
No. 6	5-2	.714	L1	2018
No. 7	0-0	.000	---	---
No. 8	0-2	.000	L2	1990
No. 9	0-0	.000	---	---
No. 10	0-1	.000	L1	1992
No. 11	0-0	.000	---	---
No. 12	0-1	.000	L1	1987
No. 13	0-1	.000	L1	2010
No. 14	0-0	.000	---	---
No. 15	0-0	.000	---	---
No. 16	0-0	.000	---	---
Seeded	28-14	.667	W2	2025
Unseeded	14-16	.467	L3	1978
Totals	42-30	.583	W2	2025

HOUSTON vs. SEEDING

Team	Record	Pct.	Stk.	Last
No. 1	2-3	.400	W1	2022
No. 2	1-2	.333	L2	2022
No. 3	2-1	.667	L1	2018
No. 4	3-1	.750	L1	2024
No. 5	0-2	.000	L2	2023
No. 6	1-1	.500	W1	1984
No. 7	1-1	.500	W1	1992
No. 8	3-0	1.000	W3	1983
No. 9	2-2	.500	W2	2023
No. 10	2-0	1.000	W2	2021
No. 11	4-0	1.000	W4	2021
No. 12	2-0	1.000	W2	2022
No. 13	0-1	.000	L1	2010
No. 14	1-0	1.000	W1	2019
No. 15	1-0	1.000	W1	2021
No. 16	3-0	1.000	W3	2023
Seeded	28-14	.667	W2	2025
Unseeded	14-16	.467	L3	1978
Totals	42-30	.583	W2	2025

1965

Midwest Region • First Round Lubbock Coliseum • Lubbock, Texas

March 8	W	99-98	Notre Dame
---------	---	-------	------------

Midwest Regional • Ahearn Fieldhouse • Manhattan, Kan.

March 12	L	60-75	Oklahoma State
----------	---	-------	----------------

Midwest Regional Third Place • Ahearn Fieldhouse Manhattan, Kan.

March 13	L	87-89	SMU
----------	---	-------	-----

1961

Midwest Region • First Round • Delmar Gym • Houston

March 15	W	77-61	Marquette
----------	---	-------	-----------

Midwest Regional • Allen Fieldhouse • Lawrence, Kan.

March 17	L	64-75	Kansas State
----------	---	-------	--------------

Midwest Regional Third Place • Allen Fieldhouse Lawrence, Kan.

March 18	L	67-69	Texas Tech
----------	---	-------	------------

All-Tournament Team: Gary Phillips

1956

West Region • Second Round Allen Fieldhouse • Lawrence, Kan.

March 16	L	74-89	SMU
----------	---	-------	-----

West Regional Third Place • Allen Fieldhouse Lawrence, Kan.

March 17	L	70-89	Kansas State
----------	---	-------	--------------

NCAA TOURNAMENT RECORDS

HOUSTON • TEAM

Games Played:	5	2021, 1984, 1983, 1982, 1968, 1967
Minutes Played:	225	vs. Texas A&M (3/24/24)
	225	vs. Virginia (3/31/84)
Margin of Victory:	40 (86-46)	vs. Longwood (3/22/24)
Margin of Defeat:	32 (69-101)	vs. UCLA (3/22/68)
Points Scored (High):	119	vs. Notre Dame (3/20/71)
Points Scored (Low):	44	vs. Villanova (3/26/22)
Points Scored – Half (High):	62 (2nd)	vs. Notre Dame (3/20/71)
Points Scored – Half (Low):	18 (2nd)	vs. Virginia (3/31/84)
Points Scored – Overtime:	14	vs. Texas A&M (3/24/24)
Field Goals:	47	vs. Notre Dame (3/20/71)
Field Goal Attempts:	100	vs. Pacific (3/12/66)
Field Goal Percentage (High):	65.5 (38-58)	vs. Alcorn State (3/11/82)
Field Goal Percentage (Low):	28.2 (22-78)	at UCLA (3/22/68)
3-Point Field Goals:	11	vs. Texas A&M (3/24/24)
	11	vs. Longwood (3/22/24)
	11	vs. Oregon State (3/29/21)
3-Point Field Goal Attempts:	34	vs. Texas A&M (3/24/21)
3-Point FG Percentage (High):	50.0 (8-16)	vs. #24/23 (8) Gonzaga (3/22/25)
	50.0 (2-4)	vs. UC Santa Barbara (3/15/90)
3-Point FG Percentage (Low):	5.0 (1-20)	vs. Villanova (3/26/22)
Free Throws (High):	33	vs. Boston College (3/21/82)
Free Throws (Low):	4	vs. Villanova (3/13/81)
Free Throw Attempts (High):	44	vs. Boston College (3/21/82)
Free Throw Attempts (Low):	8	vs. Georgia Tech (3/19/92)
Free Throw Percentage:	90.0 (18-20)	vs. Miami (Fla.) (3/24/23)
Rebounds (High):	76	vs. TCU (3/16/68)
Rebounds (Low):	26	vs. Georgetown (4/2/84); vs. Villanova (3/13/81)
Assists:	27	vs. SMU (3/19/67)
Steals:	12	vs. Longwood (3/22/24)
	12	vs. Ohio State (3/24/19)
	12	vs. Auburn (3/18/23)
Blocked Shots:	12	vs. Tulsa (3/13/82)
Turnovers (High):	25	vs. Kansas State (3/14/70)
	25	vs. Ohio State (3/24/19)
Turnovers (Low):	6	vs. Maryland (3/19/83)
	6	vs. Maryland (3/19/10)
Fouls:	28	vs. Texas A&M (3/24/24)
	28	vs. SMU (3/13/65)
	28	vs. Texas Tech (3/8/65)

HOUSTON • INDIVIDUAL

Games Played (Season):	5	Quentin Grimes, Marcus Sasser, DeJon Jarreau, Justin Gorham, Fabian White Jr., Tramon Mark, Reggie Chaney and Brison Gresham (2020-21)
		Alvin Franklin, Reid Gettys, Hakeem Olajuwon, Rickie Winslow and Michael Young (1983-84)
		Benny Anders, Clyde Drexler, Alvin Franklin, Reid Gettys, Larry Micheaux, Hakeem Olajuwon and Michael Young (1982-83)
		Eric Davis, Clyde Drexler, Larry Micheaux, Hakeem Olajuwon, Lynden Rose, Rob Williams and Michael Young (1981-82)
		Don Chaney, Joe Hamood, Elvin Hayes, Theodis Lee, Vern Lewis and Ken Spain (1967-68)
		Melvin Bell, Don Chaney, Gary Grider, Elvin Hayes, Don Kruse, Leary Lentz, Vern Lewis and Ken Spain, (1966-67)
Games Played (Career):	16	Michael Young (1980-84)
Minutes Played:	45	Alvin Franklin, Reid Gettys, Hakeem Olajuwon, Michael Young, vs. Virginia (3/31/84)
Points Scored:	49	Elvin Hayes, vs. Loyola Chicago (3/9/68)
Field Goals:	20	Elvin Hayes, vs. Loyola Chicago (3/9/68)
Field Goal Attempts:	34	Elvin Hayes, vs. Ohio State (3/23/68); Elvin Hayes, vs. TCU (3/16/68)
Field Goal Percentage:	90.9 (10-11)	Hakeem Olajuwon, vs. Villanova (3/27/83)
3-Point Field Goals:	7	Emanuel Sharp, vs. Texas A&M (3/24/24)
3-Point Field Goal Attempts:	17	Corey Davis Jr., vs. Georgia State (3/22/19)
3-Point Field Goal Percentage:	75.0 (6-8)	Kyler Edwards, vs. UAB (3/18/22)
Free Throws:	12	Poo Welch vs. Notre Dame (3/20/71) Ollie Taylor vs. Dayton (3/7/70)
Free Throw Attempts:	18	Poo Welch, vs. Notre Dame (3/20/71)
Free Throw Percentage:	100.0 (8-8)	LJ Cryer, vs. #24/23 (8) Gonzaga (3/22/25)
	100.0 (6-6)	Corey Davis Jr., vs. Ohio State (3/24/19)
	100.0 (10-10)	Reid Gettys, vs. Boston College (3/21/82)
Rebounds:	28	Elvin Hayes, vs. Pacific (3/12/68)
Assists:	14	Vern Lewis, vs. Ohio State (3/23/68)
Steals:	6	Galen Robinson Jr., vs. Ohio State (3/24/19)
Blocked Shots:	8	Hakeem Olajuwon, vs. Villanova (3/27/83)

OPPONENT • TEAM

Points Scored (High):	107	vs. Kansas State (3/14/70)
Points Scored (Low):	40	vs. (16) SIUE (3/20/25)
Points Scored – Half (High):	56 (2nd)	vs. Kansas State (3/14/70)
Points Scored – Half (Low):	16 (2nd)	vs. (16) SIUE (3/20/25)
	16 (1st)	vs. Longwood (3/22/24)
Points Scored – Overtime:	9	vs. Texas A&M (3/24/24)
Field Goals:	47	vs. Kansas State (3/14/70)
Field Goal Attempts:	102	vs. Notre Dame (3/20/71)
Field Goal Percentage (High):	67.3 (33-49)	vs. Villanova (3/13/81)
Field Goal Percentage (Low):	27.5 (19-69)	vs. Northern Kentucky (3/16/23)
3-Point Field Goals:	11	vs. Miami (Fla.) (3/24/23)
	11	vs. #3/3 Baylor (4/3/21)
3-Point Field Goal Attempts:	33	vs. Northern Kentucky (3/16/23)
3-Point FG Percentage (High):	45.8 (11-24)	vs. #3/3 Baylor (4/3/21)
3-Point FG Percentage (Low):	8.3 (2-24)	vs. (16) SIUE (3/20/25)
Free Throws (High):	33	vs. SMU (3/16/56)
Free Throws (Low):	5	done three times; Most recently by Kansas (3/13/87)
Free Throw Attempts (High):	46	vs. SMU (3/16/56)
Free Throw Attempts (Low):	7	vs. Kansas (3/13/87); vs. Virginia (3/31/84)
Free Throw Percentage:	100.0 (15-15)	vs. #24/23 (8) Gonzaga (3/22/25)
	100.0 (15-15)	vs. Villanova (3/26/22)
Rebounds (High):	71	vs. Kansas State (3/14/70)
Rebounds (Low):	18	vs. Longwood (3/22/24)
Assists:	26	vs. UCLA (3/22/68)
Steals:	9	vs. Northern Kentucky (3/16/23)
	9	vs. UC Santa Barbara (11/15/90)
Blocked Shots:	10	vs. Memphis (3/23/84)
Turnovers (High):	27	vs. Kansas State (3/14/70)
	27	vs. Drake (3/12/70)
Turnovers (Low):	6	vs. Miami (Fla.) (3/24/23)
	6	vs. NC State (4/4/83)
Fouls :	33	vs. Boston College (3/21/82)

OPPONENT • INDIVIDUAL

Minutes Played:	45	Othell Wilson, Virginia (3/31/84)
Points:	47	Austin Carr, Notre Dame (3/20/71)
Field Goals:	17	Austin Carr, Notre Dame (3/20/71)
Field Goal Attempts:	40	Austin Carr, Notre Dame (3/20/71)
Field Goal Percentage:	83.3 (10-12)	William Bedford, Memphis (3/23/84)
3-Point Field Goals:	7	Nijel Pack, Miami (Fla.) (3/24/23)
3-Point Field Goal Attempts:	11	C.J. Jackson, Ohio State (3/24/19)
3-Point Field Goal Percentage:	80.0 (4-5)	Jared Butler, #3/3 Baylor (4/3/21)
Free Throws:	13	Austin Carr, Notre Dame (3/20/71)
Free Throw Attempts:	17	Austin Carr, Notre Dame (3/20/71)
Free Throw Percentage:	100.0 (9-9)	Graham Ike, #24/23 (8) Gonzaga (3/22/25)
	(7-7)	Landon Milbourne, Maryland (3/19/10)
	(6-6)	Greivis Vasquez, Maryland (3/19/10)
	(9-9)	by Steve Harris, Tulsa (3/13/82)
	(9-9)	by Collis Jones, Notre Dame (3/20/71)
Rebounds:	23	Keith Swagerty, Pacific (3/12/66)
Assists:	12	Lucius Allen, UCLA (3/22/68)
Steals:	5	Sidney Lowe, NC State (4/4/83)
Blocked Shots:	6	Keith Lee, Memphis (3/23/84)

2024-25 HONORS

Preseason honors in *italics*

COACH KELVIN SAMPSON

- 2024-25 *The Sporting News* National Coach of the Year
- 2024-25 Big 12 Coach of the Year
- 2024-25 Big 12 Coach of the Year (Associated Press)
- 2024-25 NABC Gulf District Coach of the Year

LJ CRYER

- 2024-25 All-America Third Team (USBWA)
- 2024-25 All-America Third Team (NABC)
- 2024-25 All-America Third Team (Associated Press)
- 2024-25 All-America Third Team (*The Sporting News*)
- 2024-25 Big 12 Men's Basketball Scholar-Athlete of the Year
- 2024-25 All-Big 12 Conference First Team
- 2024-25 NABC All-Gulf District First Team
- 2024-25 1A FAR Academic Excellence Award
- 2024-25 Blue Ribbon College Yearbook
Preseason All-America Fourth Team
- 2024-25 *Preseason All-Big 12 First Team*
- 2024-25 NABC Player of the Year Preseason Watch List
- 2024-25 John R. Wooden Award Preseason Top 50 Watch List
- 2024-25 Jersey Mike's Naismith Trophy Player of the Year
Watch List
- 2024-25 Jerry West Shooting Guard of the Year *Watch List*

J'WAN ROBERTS

- 2024-25 Big 12 Conference All-Defensive Team
- 2024-25 All-Big 12 Conference First Team
- 2024-25 NABC All-Gulf District First Team
- 2024-25 Blue Ribbon College Yearbook
Preseason All-America Third Team
- 2024-25 *Preseason All-Big 12 First Team*
- 2024-25 John R. Wooden Award Preseason Top 50 Watch List
- 2024-25 Jersey Mike's Naismith Trophy Player of the Year
Watch List
- 2024-25 Karl Malone Power Forward of the Year *Watch List*

EMANUEL SHARP

- 2024-25 All-Big 12 Conference Honorable Mention

JOSEPH TUGLER

- 2024-25 Big 12 Conference Defensive Player of the Year
- 2024-25 Big 12 Conference All-Defensive Team
- 2024-25 All-Big 12 Conference Third Team
- *Naismith Defensive Player of the Year Watch List*

MILOS UZAN

- 2024-25 All-Big 12 Conference Second Team
- 2024-25 NABC All-Gulf District Second Team
- *USBWA Oscar Robertson National Player of the Week (Jan. 27, 2025)*
- *Big 12 Conference Player of the Week (Jan. 27, 2025)*

GAME-by-GAME STARTERS

Opponent	Date	1	2	3	4	5	Record
JACKSON STATE	11/4/24	Uzan	Cryer	Sharp	Roberts	Tugler	1 (1-0)
vs. #11/11 Auburn	11/9/24	Uzan	Cryer	Sharp	Roberts	Francis	1 (0-1)
LOUISIANA	11/13/24	Uzan	Cryer	Sharp	Roberts	Francis	2 (1-1)
rv/- HOFSTRA	11/22/24	Uzan	Cryer	Sharp	Roberts	Francis	3 (2-1)
vs. #9/9 Alabama	11/26/24	Uzan	Cryer	Sharp	Roberts	Francis	4 (2-2)
vs. Notre Dame	11/27/24	Uzan	Cryer	Sharp	Roberts	Francis	5 (3-2)
vs. San Diego State	11/30/24	Uzan	Cryer	Sharp	Roberts	Francis	6 (3-3)
BUTLER	12/7/24	Uzan	Cryer	Sharp	Roberts	Tugler	2 (2-0)
TROY	12/10/24	Uzan	Cryer	Sharp	Roberts	Tugler	3 (3-0)
TOLEDO	12/18/24	Uzan	Cryer	Sharp	Roberts	Tugler	4 (4-0)
TEXAS A&M-CORPUS CHRISTI	12/21/24	Uzan	Cryer	Sharp	Arceneaux	Tugler	1 (1-0)
* at Oklahoma State	12/30/24	Uzan	Cryer	Sharp	Roberts	Tugler	5 (5-0)
* BYU	1/4/25	Uzan	Cryer	Sharp	Roberts	Tugler	6 (6-0)
* TCU	1/6/25	Uzan	Cryer	Sharp	Roberts	Tugler	7 (7-0)
* at Kansas State	1/11/25	Uzan	Cryer	Sharp	Roberts	Tugler	8 (8-0)
* rv/#25 WEST VIRGINIA	1/15/25	Uzan	Cryer	Sharp	Roberts	Tugler	9 (9-0)
* at UCF	1/18/25	Uzan	Cryer	Sharp	Roberts	Tugler	10 (10-0)
* UTAH	1/21/25	Uzan	Cryer	Arceneaux	Roberts	Tugler	1 (1-0)
* at #12/11 Kansas	1/25/25	Uzan	Cryer	Sharp	Roberts	Tugler	11 (11-0)
* at rv/rv West Virginia	1/29/25	Uzan	Cryer	Sharp	Roberts	Tugler	12 (12-0)
* #22/19 TEXAS TECH	2/1/25	Uzan	Cryer	Sharp	Roberts	Tugler	13 (12-1)
* OKLAHOMA STATE	2/4/25	Uzan	Cryer	Arceneaux	Roberts	Tugler	2 (2-0)
* at Colorado	2/8/25	Uzan	Cryer	Arceneaux	Roberts	Tugler	3 (3-0)
* rv/rv BAYLOR	2/10/25	Uzan	Cryer	Sharp	Roberts	Tugler	14 (13-1)
* at #13/13 Arizona	2/15/25	Uzan	Cryer	Sharp	Roberts	Tugler	15 (14-1)
* at Arizona State	2/18/25	Uzan	Cryer	Sharp	Roberts	Tugler	16 (15-1)
* #8/8 IOWA STATE	2/22/25	Uzan	Cryer	Sharp	Roberts	Tugler	17 (16-1)
* at #10/10 Texas Tech	2/24/25	Uzan	Cryer	Sharp	Roberts	Tugler	18 (17-1)
* CINCINNATI	3/1/25	Uzan	Cryer	Sharp	Roberts	Tugler	19 (18-1)
* KANSAS	3/3/25	Uzan	Cryer	Wilson	Roberts	Francis	1 (1-0)
* at Baylor	3/8/25	Uzan	Cryer	Sharp	Roberts	Tugler	20 (19-1)
vs. (16) Colorado	3/13/25	Uzan	Cryer	Sharp	Roberts	Tugler	21 (20-1)
vs. #17/18 (4) BYU	3/14/25	Uzan	Cryer	Sharp	Roberts	Tugler	22 (21-1)
vs. rv/#24 (3) Arizona	3/15/25	Uzan	Cryer	Sharp	Roberts	Tugler	23 (22-1)
vs. (16) SIUE	3/20/25	Uzan	Cryer	Sharp	Roberts	Tugler	24 (23-1)
vs. #24/23 (8) Gonzaga	3/22/25	Uzan	Cryer	Sharp	Roberts	Tugler	25 (24-1)
vs. #22/22 (4) Purdue	3/28/25	---	---	---	---	---	---

TEAM GAME-by-GAME SPECIALTY STATISTICS

Opponent	Date	Points Off Turnovers		2nd Chance Points		Points in the Paint		Fastbreak Points		Bench Points	
		UH	Opp.	UH	Opp.	UH	Opp.	UH	Opp.	UH	Opp.
JACKSON STATE	11/4/24	35	4	13	2	42	14	15	0	47	7
vs. #11/11 Auburn	11/9/24	16	10	16	9	28	36	10	14	17	39
LOUISIANA	11/13/24	27	3	17	5	34	12	15	2	39	21
rv/- HOFSTRA	11/22/24	17	5	13	6	26	14	7	0	44	10
vs. #9/9 Alabama	11/26/24	18	10	13	15	26	22	5	3	18	31
vs. Notre Dame	11/27/24	11	4	13	7	24	22	0	0	19	0
vs. San Diego State	11/30/24	7	12	12	15	18	26	0	7	7	16
BUTLER	12/7/24	14	11	12	11	28	6	6	2	22	15
TROY	12/10/24	16	12	10	14	16	20	5	5	16	12
TOLEDO	12/18/24	8	10	24	3	46	16	14	3	36	17
TEXAS A&M-CORPUS CHRISTI	12/21/24	27	8	15	12	20	20	18	2	22	17
* at Oklahoma State	12/30/24	16	7	7	10	28	20	14	9	4	28
* BYU	1/4/25	24	5	18	7	24	18	13	4	41	24
* TCU	1/6/25	16	9	7	8	26	26	13	5	17	2
* at Kansas State	1/11/25	21	7	20	1	52	18	10	9	30	12
* rv/#25 WEST VIRGINIA	1/15/25	25	9	12	9	24	16	9	4	8	16
* at UCF	1/18/25	10	10	18	15	48	26	5	10	23	9
* UTAH	1/21/25	29	2	11	9	28	14	13	1	18	20
* at #12/11 Kansas	1/25/25	17	8	4	13	36	38	8	8	25	19
* at rv/rv West Virginia	1/29/25	8	13	16	3	32	28	2	9	16	13
* #22/19 TEXAS TECH	2/1/25	14	12	27	16	42	18	4	5	22	15
* OKLAHOMA STATE	2/4/25	16	17	16	0	32	32	0	12	6	14
* at Colorado	2/8/25	12	17	18	7	42	20	9	8	7	18
* rv/rv BAYLOR	2/10/25	28	14	16	7	32	24	7	7	24	1
* at #13/13 Arizona	2/15/25	13	8	4	2	36	26	10	18	11	29
* at Arizona State	2/18/25	20	14	12	9	24	20	17	13	22	11
* #8/8 IOWA STATE	2/22/25	16	16	4	8	20	22	11	3	11	4
* at #10/10 Texas Tech	2/24/25	13	8	10	12	26	16	6	3	8	7
* CINCINNATI	3/1/25	17	9	9	8	40	24	6	13	24	12
* KANSAS	3/3/25	18	8	11	6	18	24	9	4	17	18
* at Baylor	3/8/25	10	15	6	9	20	20	5	10	6	6
vs. (16) Colorado	3/13/25	8	18	13	13	28	26	7	8	18	12
vs. #17/18 (4) BYU	3/14/25	16	10	13	16	18	26	8	8	9	22
vs. rv/#24 (3) Arizona	3/15/25	15	9	4	9	28	36	5	11	17	25
vs. (16) SIUE	3/20/25	15	3	15	2	24	24	11	8	33	12
vs. #24/23 (8) Gonzaga	3/22/25	15	8	20	6	32	30	9	6	4	11
vs. #22/22 (4) Purdue	3/28/25	---	---	---	---	---	---	---	---	---	---
Totals		608	345	469	304	1,068	800	306	234	708	515
Averages		16.9	9.6	13.0	8.4	29.7	22.2	8.5	6.5	19.7	14.3
Big 12 Games Only Totals		335	195	230	156	596	422	179	146	324	265
Big 12 Games Only Averages		16.8	9.8	11.5	7.8	29.8	21.1	9.0	7.3	16.2	13.3

RECORDS WATCH

TEAM • MISCELLANEOUS

CONSECUTIVE WINNING SEASONS

Rk.	No.	Seasons
1.	20	1959-60 through 1978-79
2.	10	2015-16 – present
3.	7	1986-87 through 1992-93
4.	6	2004-05 through 2009-10
5.	5	1980-81 through 1984-85
t6.	2	1954-55 through 1955-56
	2	1946 through 1946-47

CONSECUTIVE NON-LOSING SEASONS

Rk.	No.	Seasons
1.	34	1959-60 through 1992-93
2.	10	2015-16 through present
3.	6	2004-05 through 2009-10
4.	5	1946 through 1949-50
5.	3	2011-12 through 2013-14
6.	2	1954-55 through 1955-56

CONSECUTIVE 20-WIN SEASONS

Rk.	No.	Seasons
1.	10	2015-16 through present
t2.	4	1980-81 through 1983-84
	4	1969-70 through 1972-73
4.	3	1965-66 through 1967-68
t5.	2	2007-08 through 2008-09
	2	1991-92 through 1992-93
	2	1976-77 through 1977-78

VICTORIES – 4-YEAR PERIOD

Rk.	No.	Seasons
1.	129	2021-22 through present
2.	125	2020-21 through 2023-24
t3.	116	2019-20 through 2022-23
	116	2018-19 through 2021-22
5.	111	2017-18 through 2020-21
6.	109	1980-81 through 1983-84
t7.	104	2016-17 through 2019-20
	104	1981-82 through 1984-85
t9.	103	2015-16 through 2018-19
10.	100	1964-65 through 1967-68
11.	99	1966-67 through 1969-70

VICTORIES – 3-YEAR PERIOD

Rk.	No.	Seasons
t1.	97	2022-23 through present
t1.	97	2021-22 through 2023-24
3.	93	2020-21 through 2022-23
4.	88	1981-82 through 1983-84
5	84	2018-19 through 2020-21
t6.	83	2019-20 through 2021-22
	83	2017-18 through 2019-20
t8.	81	2016-17 through 2018-19
	81	1965-66 through 1967-68
10.	79	1982-83 through 1984-85
11.	77	1980-81 through 1982-83

WINNINGEST 4-YEAR CLASSES

Rk.	Wins	Years (Records)	Four-Year Lettermen in Senior Class
1.	129	21-22 (32-6), 22-23 (33-4), 23-24 (32-5), 24-25 (32-4)	J'Wan Roberts, Ramon Walker Jr.
2.	125	20-21 (28-4), 21-22 (32-6), 22-23 (33-4), 23-24 (32-5)	Ryan Elvin, J'Wan Roberts, Jamal Shead
t3.	116	18-19 (33-4), 19-20 (23-8), 20-21 (28-4), 21-22 (32-6)	Fabian White Jr.
	116	19-20 (23-8), 20-21 (28-4), 21-22 (32-6), 22-23 (33-4)	Marcus Sasser
5.	111	17-18 (27-8), 18-19 (33-4), 19-20 (23-8), 20-21 (28-4)	---
6.	109	80-81 (21-9), 81-82 (25-8), 82-83 (31-3), 83-84 (32-5)	Michael Young
t7.	104	16-17 (21-11), 17-18 (27-8), 18-19 (33-4), 19-20 (23-8)	---
t7.	104	81-82 (25-8), 82-83 (31-3), 83-84 (32-5), 84-85 (16-14)	Eric Dickens, Reid Gettys
9.	103	15-16 (22-10), 16-17 (21-11), 17-18 (27-8), 18-19 (33-4)	Galen Robinson Jr.
10.	100	64-65 (19-10), 65-66 (23-6), 66-67 (27-4), 67-68 (31-2)	Don Chaney, Elvin Hayes
11.	99	66-67 (27-4), 67-68 (31-2), 68-69 (16-10), 69-70 (25-5)	Melvin Bell, Tom Gribben
12.	97	65-66 (23-6), 66-67 (27-4), 67-68 (31-2), 68-69 (16-10)	Niemer Hamood, Theodis Lee, Ken Spain
13.	94	67-68 (31-2), 68-69 (16-10), 69-70 (25-5), 70-71 (22-7)	---
14.	93	82-83 (31-3), 83-84 (32-5), 84-85 (16-14), 85-86 (14-14)	Alvin Franklin, Renaldo Thomas
15.	91	79-80 (14-14), 80-81 (21-9), 81-82 (25-8), 82-83 (31-3)	David Bunce, Larry Micheaux
16.	90	69-70 (25-5), 70-71 (22-7), 71-72 (20-7), 72-73 (23-4)	Clay Hoster, Steve Newsome, Doug Worrell
17.	89	89-90 (25-8), 90-91 (18-11), 91-92 (25-6), 92-93 (21-9)	Darrell Grayson
t18.	87	75-76 (17-11), 76-77 (29-8), 77-78 (25-8), 78-79 (16-15)	Ken Ciolli, George Walker
	87	74-75 , 75-76 (17-11), 76-77 (29-8), 77-78 (25-8)	Cecil Rose, Charles Thompson
t20.	85	88-89 (17-14), 89-90 (25-8), 90-91 (18-11), 91-92 (25-6)	Derrick Daniels, Roger Fernandes, Craig Upchurch
	85	63-64 (16-10), 64-65 (19-10), 65-66 (23-6), 66-67 (27-4)	Gary Grider, Leary Lentz

Bold – Played 4+ seasons at Houston | (3+ years for those who played before freshmen eligibility)

VICTORIES – 2-YEAR PERIOD

Rk.	No.	Seasons
t1.	65	2022-23 through 2023-24
t1.	65	2021-22 through 2022-23
3.	64	2023-24 through present
4.	63	1983-83 through 1983-84
5.	61	2020-21 through 2021-22
6.	60	2017-18 through 2018-19
7.	58	1966-67 through 1967-68
t8.	56	2018-19 through 2019-20
	56	1981-82 through 1982-83
10.	54	1976-77 through 1977-78

RECORDS WATCH

INDIVIDUAL • CAREER

WINS

Rk.	No.	Player	Record	Years
1.	145	J'Wan Roberts	146-23	2019 –
2.	121	Fabian White Jr.	121-28	2017-22
3.	120	Jamal Shead	120-18	2020-24
4.	109	Ja'Vier Francis	110-13	2021 –
5.	109	Michael Young	109-25	1980-84
6.	103	Galen Robinson Jr.	103-33	2015-19
7.	95	Reid Gettys	95-25	1981-85
t8.	90	Reggie Chaney	90-14	2020-23
		Marcus Sasser	90-17	2019-23
		Alvin Franklin	90-35	1982-86
11.	89	Larry Micheaux	89-34	1979-83

CONFERENCE WINS

Rk.	No.	Player	Record	Years
1.	79	J'Wan Roberts (American/Big 12)	79-11	2019 –
2.	67	Ja'Vier Francis (American/Big 12)	67-6	2021 –
3.	61	Fabian White Jr. (American)	61-15	2017-22
4.	59	Jamal Shead (American/Big 12)	59-9	2020-24
5.	54	Galen Robinson Jr. (American)	54-18	2015-19
6.	52	Michael Young (SWC)	52-12	1980-84
7.	47	Alvin Franklin (SWC)	47-17	1982-86
t8.	45	Reggie Chaney (AAC)	45-7	2020-23
		Larry Micheaux (SWC)	45-19	1979-83
t10.	44	Marcus Sasser (American)	44-9	2019-23
		Reid Gettys (SWC)	44-16	1981-85

FERTITTA CENTER WINS

Rk.	No.	Player	Record	Years
1.	77	J'Wan Roberts	77-4	2019 –
2.	62	Jamal Shead	62-3	2020-24
3.	56	Ja'Vier Francis	56-2	2021 –
t4.	49	Marcus Sasser	49-4	2019-23
	49	Fabian White Jr.	49-4	2017-22
6.	46	Emanuel Sharp	46-1	2021 –
7.	45	Reggie Chaney	45-3	2020-23
8.	43	Brisson Gresham	43-3	2018-21
t9.	40	DeJon Jarreau	40-3	2018-21
		Ryan Elvin	40-0	2020-24
11.	37	Terrance Arceneaux	37-2	2022 –
12.	36	Ramon Walker Jr.	36-2	2021 –
13.	34	Tramon Mark	34-2	2020-23

POINTS

Rk.	No.	Player	G	Years
1.	2,884	Elvin Hayes	93	1965-68
2.	2,832	Otis Birdsong	116	1973-77
3.	2,043	Michael Young	134	1980-84
4.	1,880	Craig Upchurch	126	1987-92
5.	1,838	Rob Williams	88	1979-82
6.	1,765	Louis Dunbar	79	1972-75
7.	1,741	Dwight Davis	84	1969-72
8.	1,710	Rob Gray	91	2015-18
9.	1,684	Alvin Franklin	125	1982-86
10.	1,662	Greg Anderson	123	1983-87
11.	1,548	Rickie Winslow	123	1983-87
12.	1,516	Aubrey Coleman	67	2008-10
13.	1,476	Kenneth Williams	126	1976-80
14.	1,465	Kelvin Lewis	100	2007-10
15.	1,458	Marcus Sasser	107	2019-23
16.	1,452	Gary Phillips	79	1958-61
17.	1,435	Robert McKiver	67	2006-08
18.	1,407	Andre Owens	87	2002-05
19.	1,388	TaShawn Thomas	96	2011-14
20.	1,383	Clyde Drexler	96	1980-83
21.	1,381	Charles Thompson	118	1974-78
22.	1,333	Jamal Shead	138	2020 –
23.	1,332	Hakeem Olajuwon	100	1981-84
24.	1,322	Larry Micheaux	123	1979-83
25.	1,298	Tim Moore	70	1993-96
26.	1,250	Lanny Smith	122	2003-08
27.	1,244	Cecil Rose	114	1974-78
28.	1,242	J'Wan Roberts	169	2019 –
29.	1,237	Joe Hamood	84	1963-66
30.	1,234	Fabian White Jr.	149	2017-22
31.	1,231	Ollie Taylor	56	1968-70
32.	1,195	Ted Luckenbill	72	1958-61
33.	1,162	Don Boldebuck	51	1954-56
34.	1,139	Don Schverak	85	1960-64
t35	1,135	LJ Cryer	73	2023 –
t35.	1,135	Galen Robinson	96	1994-98
37.	1,133	Don Chaney	90	1965-68
38.	1,132	George Williams	90	1999-02
39.	1,131	Kenny Younger	87	1997-00
40.	1,114	Gee Gervin	58	1998-00
41.	1,107	George Walker	129	1975-79
42.	1,088	Steve Newsome	83	1970-73
43.	1,087	Derrick Daniels	124	1988-92
44.	1,086	Corey Davis Jr.	72	2017-19
45.	1,077	Jherrod Stiggers	97	2011-15
t46.	1,073	Emanuel Sharp	103	2021 –
t46.	1,073	Lyle Harger	76	1960-63
48.	1,057	Richard Hollis	62	1987-89
49.	1,051	Byron Smith	62	1989-91
50.	1,050	David Marrs	102	1972-76
51.	1,041	Damon Jones	81	1994-97
52.	1,026	Lloyd Hendrix	89	1947-51
53.	1,025	Ken Spain	90	1966-69
54.	1,001	Damyean Dotson	64	2015-17

1,000-POINT COLLEGIATE CAREERS

**	1,923	LJ Cryer (career)	143	2020 –
**	1,117	Mylik Wilson (career)	159	2019 –

FASTEST to 1,000 Points

Rk.	G	Player	Years
1.	37	Elvin Hayes	1965-68
2.	43	Don Boldebuck	1954-56
t3.	47	Louis Dunbar	1972-75
		Ollie Taylor	1968-70
5.	45	Aubrey Coleman	2008-10
6.	50	Rob Williams	1979-82
7.	51	Gee Gervin	1998-00
t8.	52	Robert McKiver	2006-08
		Otis Birdsong	1973-77
10.	53	Dwight Davis	1969-72
11.	54	Tim Moore	1993-96
t12.	55	Rob Gray	2015-18
		Gary Phillips	1958-61
t14.	59	Byron Smith	1989-91
		Richard Hollis	1987-89
16.	62	Ted Luckenbill	1958-61
17.	64	Damyean Dotson	2015-17
18.	65	Andre Owens	2002-05
19.	66	LJ Cryer	2023 –
20.	68	Craig Upchurch	1987-92
21.	69	Corey Davis Jr.	2017-19
t22.	70	TaShawn Thomas	2011-14
		Kelvin Lewis	2007-10
24.	71	Clyde Drexler	1980-83
t25.	73	Joe Hamood	1963-66
		Lyle Harger	1960-63
t27.	75	George Williams	1999-02
		Kenny Younger	1997-00
		Donnie Schverak	1960-64
30.	76	Steve Newsome	1970-73
31.	* 77	<i>Lloyd Hendrix</i>	<i>1947-51</i>
32.	78	Damon Jones	1994-97
33.	79	Michael Young	1980-84
34.	80	Marcus Sasser	2019-23
t35.	81	Hakeem Olajuwon	1981-84
		Don Chaney	1965-68
37.	83	Rickie Winslow	1983-87
38.	85	Lanny Smith	2003-08
t39.	87	Galen Robinson	1994-98
		Greg Anderson	1983-87
t41.	89	Alvin Franklin	1982-86
		Ken Spain	1966-69
43.	92	Jherrod Stiggers	2013-15
44.	94	Charles Thompson	1974-78
45.	95	Kenneth Williams	1976-80
46.	98	Larry Micheaux	1979-83
t47	99	Emanuel Sharp	2021 –
t47.	99	Cecil Rose	1974-78
49.	100	David Marrs	1972-76
t50.	116	Jamal Shead	2020-24
		Derrick Daniels	1988-92
52.	123	George Walker	1975-79
53.	132	Fabian White Jr.	2017-22
54	150	J'Wan Roberts	2019 –

* – Game-by-game records from 1947-55 are incomplete.
Hendrix' game total is estimated based on
scoring average from the 1950-51 season. Exact number is unknown.

RECORDS WATCH

REBOUNDS

Rk.	No.	Player	G	Years
1.	1,602	Elvin Hayes	93	1965-68
2.	1,067	Hakeem Olajuwon	100	1981-84
3.	1,045	Greg Anderson	123	1983-87
4.	1,019	J'Wan Roberts	169	2019 –
5.	969	Rickie Winslow	124	1983-87
6.	961	Dwight Davis	84	1969-72
7.	948	Clyde Drexler	96	1980-83
8.	863	Don Boldebuck	51	1954-55
9.	859	Ken Spain	90	1966-69
10.	833	TaShawn Thomas	96	2011-14
11.	797	Craig Upchurch	126	1987-92
12.	795	Michael Young	134	1980-84
13.	787	Larry Michaux	123	1979-83
14.	777	Charles Thompson	118	1974-78
15.	766	Lyle Harger	76	1960-63
16.	765	Maurice Pressley	79	1972-75
17.	755	Steve Newsome	83	1970-73
18.	739	Dwight Jones	54	1971-73
19.	735	Leary Lentz	89	1964-67
20.	704	Fabian White Jr.	149	2017-22
21.	703	Tim Moore	49	1993-96

GAMES PLAYED

Rk.	No.	Player	Years
1.	169	J'Wan Roberts	2019 –
2.	149	Fabian White Jr.	2017-22
3.	138	Jamal Shead	2020-24
4.	136	Galen Robinson Jr.	2015-19
5.	134	Michael Young	1980-84
t6.	129	Ken Ciolli	1975-79
		George Walker	1975-79
t8.	126	Danrad Knowles	2013-17
		Craig Upchurch	1987-92
		Kenneth Williams	1976-80
11.	125	Alvin Franklin	1982-86
t12.	124	Derrick Daniels	1988-92
		Rickie Winslow	1983-87
t14.	123	Greg Anderson	1983-87
		Larry Michaux	1979-83
t16.	122	Zamal Nixon	2007-11
		Lanny Smith	2003-08
18.	120	Reid Gettys	1981-85
19.	119	Marcus Oliver	1999-04
20.	118	Charles Thompson	1974-78

GAMES STARTED

Rk.	No.	Player	Years
1.	129	Michael Young	1980-84
2.	126	Craig Upchurch	1987-92
3.	124	Derrick Daniels	1988-92
4.	123	Rickie Winslow	1983-87
5.	119	Galen Robinson Jr.	2015-19
6.	113	Lanny Smith	2003-08
7.	112	Alvin Franklin	1982-86
t8.	108	Jamal Shead	2020-24
t8.	107	Larry Michaux	1979-83
10.	106	J'Wan Roberts	2019 –
11.	96	TaShawn Thomas	2011-14
12.	95	Clyde Drexler	1980-83
13.	94	Greg Anderson	1983-87
14.	93	Marcus Sasser	2019-23
15.	91	Kelvin Lewis	2007-10
t16.	90	Fabian White Jr.	2017-22
17.	88	George Williams	1999-02
18.	87	Kenny Younger	1997-00
t19.	86	Rob Williams	1979-82
20.	85	Andre Owens	2002-05
21.	82	Jack Foster	1953-56

MINUTES PLAYED

Rk.	No.	Player	G	Years
1.	4,498	Michael Young	134	1980-84
2.	4,087	Rickie Winslow	124	1983-87
3.	4,065	Derrick Daniels	124	1988-92
4.	4,062	Otis Birdsong	116	1973-77
5.	3,916	Craig Upchurch	126	1987-92
6.	3,830	Alvin Franklin	125	1982-86
7.	3,816	J'Wan Roberts	169	2019 –
8.	3,788	Jamal Shead	138	2020-24
9.	3,773	Galen Robinson Jr.	136	2015-19
10.	3,535	Lanny Smith	122	2003-08
11.	3,457	Greg Anderson	123	1983-87
12.	3,418	Larry Michaux	123	1979-83
13.	3,335	Elvin Hayes	93	1965-68
14.	3,299	Kelvin Lewis	100	2007-10
15.	3,255	Clyde Drexler	96	1980-83
16.	3,161	Fabian White Jr.	149	2017-22
17.	3,132	Marcus Sasser	107	2019-23
18.	3,129	Rob Williams	88	1979-82
19.	3,115	Andre Owens	87	2002-05
20.	3,039	George Williams	90	1999-02
21.	3,036	Dwight Davis	84	1969-72

3-POINT FIELD GOALS

Rk.	No.	Player	G	Years
1.	276	Marcus Sasser	107	2019-23
2.	261	Robert McKiver	67	2007-08
3.	251	Kelvin Lewis	65	2007-10
4.	243	Jherrod Stiggers	97	2011-15
5.	229	Armoni Brooks	100	2016-19
6.	227	Andre Owens	87	2002-34
7.	222	LJ Cryer	73	2023 –
8.	214	Corey Davis Jr.	72	2017-19
9.	202	Emanuel Sharp	103	2021 –
10.	183	Lanny Smith	122	2003-08
t10.	182	Damon Jones	81	1994-97
12.	172	Rob Gray	92	2015-18
13.	170	Damyean Dotson	64	2015-17
14.	168	Derrick Daniels	124	1988-92
15.	161	Oliver Lafayette	64	2005-07
16.	145	Jessie Drain	115	1991-95
17.	142	Quentin Grimes	60	2019-21

3-POINT FIELD GOALS ATTEMPTS

Rk.	No.	Player	G	Years
1.	748	Marcus Sasser	107	2019-23
2.	719	Robert McKiver	67	2007-08
3.	679	Jherrod Stiggers	97	2011-15
4.	675	Andre Owens	87	2002-05
5.	658	Kelvin Lewis	65	2007-10
6.	577	Armoni Brooks	100	2016-19
7.	546	LJ Cryer	73	2023 –
8.	536	Corey Davis Jr.	72	2017-19
6.	577	Armoni Brooks	100	2016-19
10.	529	Emanuel Sharp	103	2021 –
11.	521	Damon Jones	81	1994-97
12.	500	Oliver Lafayette	64	2005-07
13.	475	Rob Gray	91	2015-18
14.	439	Derrick Daniels	124	1988-92
15.	413	Damyean Dotson	64	2015-17
16.	411	Jessie Drain	115	1991-95
17.	377	Quentin Grimes	60	2019-21

3-POINT FIELD GOAL PERCENTAGE (min. 85 made)

Rk.	Pct.	Player	FGM-A	Years
1.	.431	Wes VanBeek	103-239	2014-18
2.	.423	Byron Smith	137-324	1989-91
3.	.4116	Damyean Dotson	170-413	2015-17
4.	.4066	LJ Cryer	222-546	2023 –
5.	.4020	Joseph Young	121-301	2010-13
6.	.400	Adam Brown	96-240	2009-11
7.	.3993	Corey Davis Jr.	214-536	2017-19

8.	.3969	Armoni Brooks	229-577	2016-19
9.	.3935	Dominic Smith	85-216	2000-02
10.	.3917	Darian Thibodeaux	94-240	2010-12
11.	.390	Horace Chaney	139-356	1987-89
12.	.3839	Dion Dowell	124-323	2006-08
13.	.3827	Derrick Daniels	168-439	1988-92
14.	.3819	Emanuel Sharp	202-529	2021 –
15.	.3815	Kelvin Lewis	251-658	2007-10
16.	.37864	Gee Gervin	117-309	1998-00
17.	.3767	Quentin Grimes	142-377	2019-21

3-POINT FIELD GOALS per GAME (min. 85 made)

Rk.	No.	Player	3FG	G	Years
1.	3.90	Robert McKiver	261	67	2006-08
2.	3.00	LJ Cryer	216	72	2023 –
3.	2.972	Corey Davis Jr.	214	72	2017-19
4.	2.656	Damyean Dotson	170	64	2015-17
5.	2.609	Andre Owens	226	87	2002-05
6.	2.58	Marcus Sasser	276	107	2019-23
7.	2.516	Oliver Lafayette	161	64	2005-07
8.	2.51	Kelvin Lewis	251	100	2007-10
9.	2.505	Jherrod Stiggers	243	91	2011-15
10.	2.37	Quentin Grimes	142	60	2019-21
11.	2.29	Armoni Brooks	229	100	2016-19
12.	2.289	Marcus Sasser	135	59	2019-23
13.	2.279	Horace Chaney	139	61	1987-89
14.	2.247	Damon Jones	182	81	1994-97
15.	2.210	Byron Smith	137	62	1989-91
16.	2.032	Dion Dowell	124	61	2006-08
**	1.961	Emanuel Sharp	202	103	2021 –

CONSECUTIVE GAMES with 3-POINT FGM

Rk.	No.	Player	Dates
t1.	32	Quentin Grimes	3/5/20 – 4/4/21
		Damyean Dotson	11/11/16 – 3/16/17
3.	29	Corey Davis Jr.	11/25/17 – 3/15/18
4.	28	Robert McKiver	11/26/07 – 3/27/08
t5.	26	LJ Cryer	12/21/24 – present
t5.	26	Corey Davis Jr.	12/23/18 – 3/30/19
		Jherrod Stiggers	2/5/14 – 1/15/15
		Kelvin Lewis	3/7/09 – 2/6/10
9.	25	Robert McKiver	11/13/06 – 2/19/07
t10.	24	Armoni Brooks	3/17/18 – 2/10/19
t11.	23	Richard Hollis	1/9 – 11/30/88
**	12	Emanuel Sharp	2/18/25 – present

BLOCKED SHOTS

Rk.	No.	Player	G	Years
1.	454	Hakeem Olajuwon	100	1980-84
2.	231	Dwight Davis	84	1969-72
3.	227	Greg Anderson	123	1983-87
4.	211	Bo Outlaw	61	1991-93
5.	209	TaShawn Thomas	96	2011-14
6.	160	Anwar Ferguson	55	2002-04
7.	155	Dwight Jones	54	1969-71
8.	141	Ja'Vier Francis	124	2019 –
9.	137	Danrad Knowles	126	2013-17
10.	135	Maurice Pressley	79	1972-75
11.	133	Tim Moore	70	1993-96
12.	132	Larry Michaux	123	1979-83
t13.	131	J'Wan Roberts	169	2019 –
t13.	131	Brisen Gresham	99	2018-21
t15.	130	Fabian White Jr.	149	2017-22
16.	107	George Williams	90	1999-02
17.	102	Rickie Winslow	124	1983-87
18.	100	David Marrs	102	1972-76

RECORDS WATCH

INDIVIDUAL • SEASON

3-POINT FIELD GOALS MADE

Rk.	No.	Player	G	Years
1.	145	Robert McKiver	33	2007-08
2.	121	Armoni Brooks	37	2018-19
3.	116	Robert McKiver	33	2006-07
4.	112	LJ Cryer	37	2023-24
5.	111	Corey Davis Jr	37	2018-19
6.	110	LJ Cryer	36	2024-25
7.	108	Damyean Dotson	32	2016-17
8.	103	Corey Davis Jr.	35	2017-18
9.	102	Kelvin Lewis	35	2009-10
t10.	100	Quentin Grimes	30	2020-21
		Andre Owens	32	2004-05

3-POINT FIELD GOALS per GAME (min. 70 made)

Rk.	No.	Player	3FG	G	Years
1.	4.3	Robert McKiver	145	34	2007-08
2.	3.5	Robert McKiver	116	33	2006-07
3.	3.38	Damyean Dotson	108	32	2016-17
4.	3.33	Quentin Grimes	100	30	2020-21
5.	3.27	Armoni Brooks	121	37	2018-19
6.	3.13	Andre Owens	100	32	2004-05
7.	3.097	Jherrod Stiggers	96	31	2014-15
8.	3.056	LJ Cryer	110	36	2024-25
9.	3.03	LJ Cryer	112	37	2023-24
10.	3.0	Corey Davis Jr.	111	37	2018-19
11.	2.94	Corey Davis Jr.	103	35	2017-18
12.	2.91	Kelvin Lewis	102	35	2009-10
13.	2.82	Kelvin Lewis	93	33	2008-09
**	2.38	Emanuel Sharp	76	32	2024-25

100 3-POINT FIELD GOAL SEASONS

2

LJ Cryer	2024-25 (110); 2023-24 (112)
Corey Davis Jr.	2018-19 (111); 2017-18 (103)
Robert McKiver	2007-08 (145); 2006-07 (116)

1

Quentin Grimes	2020-21 (100)
Armoni Brooks	2018-19 (121)
Damyean Dotson	2016-17 (108)
Kelvin Lewis	2009-10 (102)
Andre Owens	2004-05 (100)

3-POINT FIELD GOALS ATTEMPTS

Rk.	No.	Player	G	Years
1.	376	Robert McKiver	34	2007-08
2.	343	Robert McKiver	33	2006-07
3.	310	Armoni Brooks	37	2018-19
4.	296	Corey Davis Jr.	37	2018-19
5.	294	Kyler Edwards	37	2021-22
6.	289	LJ Cryer	36	2023-24
t7.	280	Jherrod Stiggers	31	2014-15
		Andre Owens	32	2004-05
9.	270	Oliver Lafayette	31	2005-06
t10.	257	LJ Cryer	36	2024-25
t10.	257	Kelvin Lewis	35	2009-10
12.	252	Kelvin Lewis	33	2008-09
13.	250	Marcus Sasser	36	2022-23
14.	248	Quentin Grimes	30	2020-21
15.	244	Damyean Dotson	33	2016-17
16.	240	Corey Davis Jr.	35	2017-19
**	182	Emanuel Sharp	33	2024-25

ASSISTS

Rk.	No.	Player	G	Years
1.	309	Reid Gettys	37	1983-84
2.	233	Jamal Shead	37	2023-24
3.	221	Jamal Shead	38	2021-22
4.	209	Reid Gettys	34	1982-83
5.	208	Reid Gettys	30	1984-85
6.	201	Ken Ciolli	37	1976-77
7.	200	Jamal Shead	37	2022-23
8.	196	Derrick Daniels	33	1989-90
9.	190	Joe Hamood	29	1965-66
10.	183	Galen Robinson Jr.	37	2018-19
11.	181	Derrick Daniels	31	1988-89
12.	180	Poo Welch	30	1969-70
13.	179	Derrick Daniels	29	1990-91
14.	173	Ken Ciolli	31	1978-79
15.	170	Anthony Goldwire	30	1992-93
16.	167	Desmond Wade	35	2009-10
17.	164	Anthony Goldwire	27	1993-94
t18.	162	Lanny Smith	30	2005-06
		Randy Brown	29	1987-88
		Donnell Hayes	26	1973-74
21.	160	Ken Ciolli	33	1977-78
22.	158	Milos Uzan	36	2024-25
23.	158	Gary Grider	31	1966-67
t24.	157	Alvin Franklin	37	1983-84
		George Reynolds	28	1967-68
t26.	155	Galen Robinson Jr.	32	2016-17
		Cecil Rose	33	1977-78
		Derrick Daniels	31	1991-92
29.	154	L.J. Rose	28	2013-14
30.	148	Rob Gray	34	2017-18
t31.	146	Rob Williams	30	1980-81
		Tom Gribben	26	1968-69
33.	145	Otis Birdsong	36	1976-77
t34.	141	Zamal Nixon	30	2010-11
		Alvin Franklin	30	1984-85
t36.	134	Lanny Smith	32	2004-05
		Rob Williams	30	1981-82
		Poo Welch	29	1970-71
39.	133	DeJon Jarreau	31	2020-21
t40.	132	Damon Jones	27	1996-97
		Lynden Rose	33	1981-82
t42.	130	Galen Robinson Jr.	35	2017-18
		Tom Gribben	30	1969-70
44.	129	Clyde Drexler	34	1982-83
t45.	127	Brian Latham	31	2005-06
		Alvin Franklin	28	1985-86
		Rob Williams	28	1979-80
t48.	125	Don Chaney	33	1967-68
		Theodis Lee	33	1967-68
t50.	121	Tommy Davis	28	1994-95
		Steve Newsome	27	1972-73
52.	120	Joe Hamood	29	1964-65

TEAM • SEASON

VICTORIES

t1.	33	33-4	2022-23
	33	33-4	2018-19
t3.	32	32-4	2024-25
t3.	32	32-5	2023-24
	32	32-6	2021-22
	32	32-5	1983-84
t7.	31	31-3	1982-83
		31-2	1967-68
9.	29	29-8	1976-77
10.	28	28-4	2020-21
t11.	27	27-8	2017-18
	27	27-4	1966-67

3-POINT FIELD GOALS MADE

1.	375	2007-08
2.	333	2018-19
3.	330	2006-07
4.	298	2021-22
5.	297	2017-18
6.	292	2024-25
7.	290	2009-10
t8.	286	2023-24
	286	2005-06
t10.	284	2022-23
11.	268	2016-17

BLOCKED SHOTS

1.	286	1983-84
2.	269	1982-83
3.	196	2021-22
t4.	182	2022-23
	182	2013-14
6.	178	2023-24
7.	171	1981-82
8.	167	2024-25
9.	161	2018-19
10.	157	1992-93
t11.	151	2019-20
	151	2003-04

3-POINT FIELD GOAL PERCENTAGE

1.	.425	150-353	1989-90
2.	.3984	292-733	2024-25
3.	.3950	94-238	1986-87
4.	.3935	268-681	2016-17
5.	.3894	176-452	2010-11
6.	.3867	297-768	2017-18
7.	.383	149-389	2001-02
8.	.383	162-423	1987-88
9.	.372	140-376	1996-97
10.	.367	212-578	2013-14
11.	.364	209-574	1990-91

FREE THROW PERCENTAGE

1.	.770	552-717	2007-08
2.	.7464	562-753	2008-09
3.	.7442	582-782	1965-66
4.	.7409	446-602	2024-25
5.	.7327	466-636	2022-23
6.	.7301	449-615	2019-20
7.	.7233	536-741	1957-58
8.	.718	484-674	2017-18
9.	.717	390-544	2016-17
10.	.716	638-891	1969-70
11.	.715	457-639	2006-07

RECORDS WATCH

VICTORIES

t1.	33	33-4	2022-23
	33	33-4	2018-19
t3.	32	32-4	2024-25
t3.	32	32-5	2023-24
	32	32-6	2021-22
	32	32-5	1983-84
t7.	31	31-3	1982-83
		31-2	1967-68
	29	29-8	1976-77
10.	28	28-4	2020-21
t11.	27	27-8	2017-18
	27	27-4	1966-67

GAMES PLAYED

1.	38	2021-22
t2.	37	2023-24
		2022-23
		2018-19
		1976-77
		1983-84
7.	36	2024-25
t8.	34	2007-08
		1982-83
t10.	35	2017-18
		2009-10

3-POINT FIELD GOALS MADE

1.	375	2007-08
2.	333	2018-19
3.	330	2006-07
4.	298	2021-22
5.	297	2017-18
6.	292	2024-25
7.	290	2009-10
t8.	286	2023-24
	286	2005-06
t10.	284	2022-23

3-POINT FIELD GOAL ATTEMPTS

1.	1,039	2007-08
2.	1,009	2006-07
3.	939	2018-19
4.	881	2021-22
5.	854	2005-06
6.	835	2022-23
7.	831	2004-05
8.	821	2023-24
9.	814	2009-10
10.	809	2014-15
**	733	2024-25

3-POINT FIELD GOAL PERCENTAGE

1.	.425	150-353	1989-90
2.	.3984	292-733	2024-25
3.	.3950	94-238	1986-87
4.	.3935	268-681	2016-17
5.	.3894	176-452	2010-11
6.	.3867	297-768	2017-18
7.	.383	149-389	2001-02
8.	.383	162-423	1987-88
9.	.372	140-376	1996-97
10.	.367	212-578	2013-14
11.	.364	209-574	1990-91

FREE THROW PERCENTAGE

1.	.770	552-717	2007-08
2.	.7464	562-753	2008-09
3.	.7442	582-782	1965-66
4.	.7409	446-602	2024-25
5.	.7327	466-636	2022-23
6.	.7301	449-615	2019-20
7.	.7233	536-741	1957-58
8.	.718	484-674	2017-18
9.	.717	390-544	2016-17
10.	.716	638-891	1969-70
11.	.715	457-639	2006-07

BLOCKED SHOTS

1.	286	1983-84
2.	269	1982-83
3.	196	2021-22
t4.	182	2022-23
	182	2013-14
6.	178	2023-24
7.	171	1981-82
8	167	2024-25
9.	161	2018-19
10.	157	1992-93
t11.	151	2019-20
	151	2003-04

MINUTES

1.	7,675	2021-22
2.	7,475	2023-24
3.	7,450	1976-77
4.	7,425	1983-84
t5.	7,400	2022-23
		2018-19
7.	7,325	2024-25
8.	7,050	2009-10
9.	7,000	2017-18
t10.	6,800	2007-08
		1982-83

WELCOME to the HOUSTON COUGARS, JACE ABARCA



• **Jace Abarca** returns for his third season with the University of Houston Men's Basketball program as Head Ball Kid in 2024-25.

• Jace joined the Cougars in a special ceremony inside the Guy V. Lewis Development Facility prior to the 2022-23 season on Oct. 4, 2022.

• Sitting beside his parents, Yaneth and James, and with his two brothers, Jace signed his Cougars Letter of Intent in front of his new teammates, coaches and the University of Houston band and cheer members and media members.

• As part of his signing, Jace serves as the Head Ball Kid at all Houston home Men's Basketball games inside the Fertitta Center.

• Jace joined the Cougars as part of a partnership with Team IMPACT. He lives with lupus and kidney disorders. Lupus is an inflammatory disease in which the body's immune systems attacks its own tissues and organs.

• Jace loves to read and play video games, like Roblox and Fortnite. He also enjoys science, engineering and geography. Jace is a big fan of the TV show Chicago Med and loves to talk about medical things.

• Nine-year-old **Nicholas Hickey** was Houston Men's Basketball's first Team IMPACT signee in October 2017. Nicholas battled epilepsy, apraxia of speech and autism.



HOUSTON ATHLETICS & TEAM IMPACT

2022	Jace Abarca	Men's Basketball
	Emilia	Swimming and Diving
	Bella	Soccer
2021	Vinny Robins	Football
2017	Nicholas Hickey	Men's Basketball
	Zamya Sumling	Volleyball
2014	Maycie Gonzalez	Track & Field

• Houston Athletics has worked with Team IMPACT for the past 2+ years, matching children across its Men's Basketball, Football, Soccer and Swimming and Diving programs.



The University of Houston Men's and Women's Basketball programs began play in a new game arena during the 2018-19 season when the Fertitta Center officially opened with a 65-61 win over No. 18/21 Oregon on Dec. 1, 2018, in front of a sellout crowd of 7,039.

With the completion of the 2016-17 season, Hofheinz Pavilion underwent a \$60 million renovation. The renovation was made possible through a generous \$20 million donation from University of System Board of Regents Chairman Tilman J. Fertitta and his family in late August 2016.

The facility features a premium club area and a courtside club. The reconfigured bowl moved mid-court seating locations closer to game action with floor-level seating opposite the team benches for UH students. Renovations included a new audio system, sports lighting and video boards as well as new concession stands and expanded restrooms. The facility's exterior also was refreshed.

Prominent to the center's exterior, the renovation will preserve the legacy of the Hofheinz family and its contributions to both UH and the city of Houston.


QUICK FACTS

Name:	Fertitta Center
Location:	3422 Cullen Blvd. Corner of Cullen Boulevard and Holman Street on the UH campus
Capacity:	7,035
All-Time Record:	109-7 (.940)
All-Time Attendance:	741,927 (6,396 avg.)
First Game:	vs. #18/21 Oregon (Dec. 1, 2018)
First Win:	W, 65-61, vs. #18/21 Oregon (Dec. 1, 2018)
Current Streak:	5 wins (Feb 4, 2025 – present)
Long Winning Streak:	37 games (Dec. 19, 2019 – Feb. 12, 2022)
Long Losing Streak:	1 (Feb. 1, 2025 – Jan. 22, 2023; Dec. 10, 2022; Feb. 12, 2022; Dec. 15, 2019; Nov. 15, 2019; March 2, 2019)
Renovation Cost:	\$60 million
Historic Donation:	\$20 million from UH System Board of Regents Chairman Tilman J. Fertitta and his family
Arena Amenities	Premium club area and courtside club Reconfigured bowl with mid-court seating closer to game action Floor-level seating opposite team benches for UH students New audio system, sports lighting and video boards New concession stands and expanded restrooms
Architects:	PGAL and AECOM
Project Manager:	Turner Construction

In December 2019, a statue of former Harris County Judge Roy Hofheinz was dedicated with members of his family outside the Fertitta Center Club lower entrance off Holman Street. Fans can learn more about Hofheinz and his contributions to the University, city and state at the Roy Hofheinz Wall, located on the concourse near Section 107.

The University of Houston will request that city officials rename a portion of Holman Street in front of the arena after the Hofheinz family. In addition, Roy Hofheinz's records will be permanently archived and publicly accessible as a special collection in the UH library, and the Alumni Center will house an area describing the lives and public service of Roy and Irene Hofheinz.

"This gift is personal. It represents a commitment from my family and me to support the University of Houston in its quest to strengthen our nationally competitive institution both in academics and athletics," Fertitta said. "Upgrading our athletics facilities shows we are serious about competing at the highest levels of collegiate sports for many years to come. I'm proud of where the University of Houston is today and I'm proud to make this investment in my university's future."





"I am proud and grateful that our administration recognized how important the Guy V. Lewis Development Facility is. We now have a place where our players can practice, work out, shoot, develop chemistry and improve their work ethics 24 hours a day, 365 days a year, with this facility. This is a game-changer."

Head Coach Kelvin Sampson

The University of Houston Men's Basketball program moved into its new home during the 2015-16 season following completion of construction of the Guy V. Lewis Development Facility.

The near-53,000-square-foot facility provides the environment that University of Houston Men's and Women's Basketball student-athletes need to excel throughout the season in all areas.

Named after 592-game winner and Hall of Fame Head Coach Guy V. Lewis, the Development Facility is located adjacent to Hofheinz Pavilion at the corner of Cullen Boulevard and Holman Street on the UH campus.

Construction on the \$25-million facility began in September 2014. Austin Commercial served as the construction manager for the project, which was designed by DLR Group and Page.

The building was officially dedicated during NCAA Final Four Weekend in Houston on

QUICK FACTS

Location:	Corner of Cullen Boulevard and Holman Street on UH campus
Construction Cost:	\$25 million
Size:	52,923 square feet
Dedicated:	April 3, 2016
Levels:	3
Level 1:	Dedicated practice courts for Men's and Women's Basketball programs with sports performance and sports medicine areas shared by both teams
Level 2:	Team areas, including locker room and academic/film rooms
Level 3:	Office space for Men's and Women's Basketball coaching/support staffs
Architects:	DLR Group and Page
Construction Manager:	Austin Commercial

April 3, 2016, with Cougar and CBS Sports broadcasting great Jim Nantz serving as master of ceremonies

The first level houses a dedicated practice court for each team as well as sports performance and sports medicine areas, which are shared by both programs.

The second level features the teams' areas, which include locker room and academic/film theaters. The team rooms contain spacious, modern lockers, multiple video screens for television and video games and comfortable furniture.

The third level holds office space for both Men's and Women's Basketball coaching and support staffs.

In Summer 2024, the facility underwent \$5 million in extensive renovations to the second-floor teams areas for Men's and Women's Basketball.


These renovations included a graphics refresh throughout the building, including the sneaker wall on Level Two to celebrate the Houston-Jordan Brand partnership.



THE UNIVERSITY OF HOUSTON



TIER ONE UNIVERSITY • RANKED ONE OF THE BEST COLLEGES IN THE U.S.



- Founded in 1927, the University of Houston empowers learning, discovery, leadership and engagement among 45,000+ students in one of the country's most diverse universities. UH alumni total more than 276,000 across time and more than 50 percent live in Houston and the Gulf Coast region.

- UH features world-renowned faculty within 15 academic colleges. We offer more than 300 undergraduate and graduate academic programs and award more than 9,000 degrees annually. The University also fulfills the needs of students beyond Houston by offering degree programs at the University of Houston at Sugar Land and University of Houston at Katy.

- UH is located in Houston, Texas, the nation's fourth-largest city, the energy capital of the world and home to the world's largest medical center. Our students regularly test their skills through internships with national and international companies based here, and our faculty routinely partner with businesses and government agencies through research.

- UH has the nation's only space architecture graduate program and the only Spanish-language creative writing program; it also has the first subsea engineering program in the U.S. UH's undergraduate entrepreneurship program consistently ranks among the top in the nation, and intellectual property and health law are among the top 10 law programs.

- Our nationally-ranked programs drive students to discover the multitude of academic resources that are available on-campus and online while our student-run organizations and athletics have something for everyone and connect students in authentic Coog culture. With more than 500 student organizations and 6,000 students living on campus in residence halls, apartments and townhouses, life at UH is active and lively.

- University of Houston faculty are renowned scholars with real-world experience who work closely with each student. The faculty includes 15 members of the National Academy of Engineering, four National Academy of Science members and a Nobel Laureate. From the Tony Award to the Nobel Peace Prize and back to the classroom, UH faculty makes things happen on campus and around the world.

- UH leads five nationally funded centers, comprising numerous collaborations with partner institutions and industry. Sponsored by nearly \$20 million in funding, these centers pioneer groundbreaking research in the areas of energy, materials, psychology, laser mapping and homeland security.

- UH is a home for big ideas. In 2017, UH ranked #1 in the nation among all public universities without medical schools in royalties from technology transfers. With more than \$22 million a year in royalties, UH has seen a 400 percent increase in patent income since 2010.


- The UH Technology Bridge boasts more than 30,000 square feet of incubator space and nearly 200,000 square feet of built-up space ideally suited for large laboratories, pilot scale facilities and light manufacturing. UH's innovation ecosystem allows entrepreneurial faculty, students and alumni to bring new discoveries into the market place or to establish partnerships to launch new companies.

uh.edu


RADIO/TV ROSTER



KORDELIUS JEFFERSON
G • 6-3 • 200 • r-Fr.-RS
Arlington, Texas
@ korrdel



CEDRIC LATH
C • 6-9 • 260 • r-So.-1L
Abidjan, Ivory Coast
@ ced_lath X AguyCedric



RAMON WALKER Jr.
G • 6-5 • 215 • r-Sr.-3L
Pearland, Texas
@ ramonwalkerjr X ramonwalker04




LJ CRYER
G • 6-1 • 200 • c-Gr.-1L
Katy, Texas
@ ljcryer



Ja'VIER FRANCIS
F • 6-8 • 235 • Sr.-3L
New Orleans, La.
@ lahjay11 X theJayFrancis10



MILOS UZAN
G • 6-4 • 190 • Jr.-TR
Las Vegas, Nev.
@ lossyuzan



MYLIK WILSON
G • 6-3 • 175 • c-Gr.-1L
Rayville, La.
@ m.w.13 X mylikw



JOSEPH TUGLER
F • 6-8 • 230 • So.-1L
Houston, Texas
@ joseph_tugler X joseph_tugler



JACOB MCFARLAND
C • 6-11 • 215 • r-Fr.-RS
Moreno Valley, Calif.
@ jacobmcfar1and



J'WAN ROBERTS
F • 6-8 • 235 • c-Gr.-4L
St. Thomas, U.S. Virgin Islands
@ jwann_13 X JwanRoberts13



EMANUEL SHARP
G • 6-3 • 210 • r-Jr.-2L
Tampa, Fla.
@ emanuelsharp_



TERRANCE ARCENEAUX
G • 6-6 • 205 • r-So.-2L
Beaumont, Texas
@ tarceneaux23 X TArceneaux21



CHASE MCCARTY
F • 6-6 • 220 • Fr.-HS
Huntsville, Ala.
@ chase_mccarty X Chasemccarty21



MERCY MILLER
G • 6-4 • 200 • Fr.-HS
Sherman Oaks, Calif.
@ mercymiller X mercymiller25



KELVIN SAMPSON
Head Coach
11th Season at Houston
36th Season Overall

X CoachSampsonUH



KELLEN SAMPSON
Assistant Coach
11th Season at Houston
15th Season Overall

X kellenmsampson



QUANNAS WHITE
Assistant Coach
8th Season at Houston
11th Season Overall

X quannasbwhite



K.C. BEARD
Assistant Coach
11th Season at Houston
14th Season Overall

X CoachKCBeard1



HOLLIS PRICE
Special Assistant
to Head Coach/Assistant Coach
11th Season at Houston
11th season Overall

X HollisHp



ANTHONY GOLDWIRE
Director of Player Development/
Assistant Coach
4th Season at Houston
4th Season Overall



KELVIN SAMPSON

Head Coach

11th Season at Houston • 36th Season Overall

296-83 Record at Houston • 796-353 Career Record

UNC Pembroke '78; Michigan State '80

X CoachSampsonUH



• Ninth Men's Basketball head coach in University of Houston history

• Previously served as head coach at Indiana (2006-08); Oklahoma (1994-06); Washington State (1987-94) and Montana Tech (1981-85)

• 796-353 (.693) career record in 35+ seasons; 296-83 (.781) record in 10+ seasons at Houston

• 33rd coach (with 10+ years in NCAA Division I) to record 700 wins in career

• One of 16 coaches in NCAA history to lead 2+ different schools to NCAA Final Fours (1 – Oklahoma • 1 – Houston)

• One of 11 coaches in NCAA history to lead 3+ different schools to NCAA Tournament wins (11 – Oklahoma • 1 – Indiana • 3 – Houston)

• One of 15 coaches in NCAA history to lead 4+ different schools to NCAA Tournament (1 – Washington State • 11 – Oklahoma • 1 – Indiana • 2 – Houston)

• Veteran of 27 postseason tournaments (20 NCAA, 4 NIT, 3 NAIA District 12 playoffs) includes 2 NCAA Final Four (2021, 2002) • 2 Elite Eight (2022, 2003) 5 Sweet 16 (2025, 2024, 2023, 2019, 1999) 3 Second Round (2018, 2007, 2005) 2 NIT Second Round (2004, 1992)

• Second-winningest coach in Houston history (296)... Ranks as Houston's career leader in winning percentage (.781)

• Only coach in Houston history to lead Cougars to three and four consecutive 30-win seasons as well as five, six, seven, eight, nine and 10 consecutive 20-win seasons

• Nine (9) conference regular-season championships 2024-25 Big 12 • 2023-24 Big 12 • 2022-23 The American 2021-22 The American • 2019-20 The American 2018-19 The American • 2004-05 Big 12 1984-85 Frontier • 1983-84 Frontier

• Nine (9) conference tournament championships 2025 Big 12 • 2022, 2021 The American 2003, 2002, 2001 Big 12 1985, 1984, 1983 Frontier

• Thirteen (13) National Coach of the Year awards 2025 The Sporting News 2024, 1995 Henry Iba Award (USBWA) • 2024 Field of 68 2022 CBS Sports • 2022 Ben Jobe 2024, 2021 John McLendon Award 2019 Clarence "Big House" Gaines Award 2024, 2002 NABC • 2024, 1995 Associated Press

• Nine (9) District Coach of the Year awards 2025 NABC Gulf District 2024 NABC District 8, 2023 USBWA District VII, 2023, 2022 NABC District 24 • 2019, 2018 NABC District 25 1992, 1991 Kodak District 14

• Twelve (12) Conference Coach of the Year awards from five leagues

2025, 2024 Big 12, 2025, 2024 Big 12 (AP) 2023, 2022, 2019, 2018 The American 1995 Big Eight • 1991 PAC-10 • 1985, 1983 Frontier

• One (1) Texas College Coach of the Year award 2022 [Dave Campbell's Texas Basketball]

• Worked for six years in the NBA coaching ranks (2011-14 • Houston Rockets 2008-11 • Milwaukee Bucks)

• 15 NBA Draft picks Seven NBA Draft First-Round selections

• He and his wife, Karen, have a daughter, Lauren, who is the Cougars' director of operations; a son, Kellen, who is an assistant coach at Houston; a granddaughter, Maisy Jade; and a grandson, Kylen Ned (children of Tonya and Kellen Sampson)

KELVIN SAMPSON'S YEAR-BY-YEAR RECORD

Year	[- Overall -]		[- Conference -]		Conf.	Notes	Postseason	
	Record	Pct.	Record	Pct.	Tourn			
Montana Tech (73-45 • 31-29 Frontier Conference • 3 NAIA District 12 [2-3])								
<i>Became acting head coach on Jan. 1, 1981 • Totals not included above and below</i>								
1980-81	2-14	.125	2-11	.154				
<i>Became permanent head coach on March 14, 1981</i>								
1981-82	7-20	.259	0-15	.000				
1982-83	22-9	.710	9-6	.600		Frontier Conference Tournament Champions	NAIA District 12 Playoffs (1-1)	
						Frontier Conference Coach of the Year		
1983-84	22-9	.710	10-5	.667	1st	Frontier Conference Champions	NAIA District 12 Playoffs (1-1)	
						Frontier Conference Tournament Champions		
1984-85	22-7	.759	12-3	.800	1st	Frontier Conference Champions	NAIA District 12 Playoffs (0-1)	
						Frontier Conference Tournament Champions		
						Frontier Conference Coach of the Year		
Washington State (103-103 • 48-78 Pac-10 • 1 NCAA [0-1] • 1 NIT [1-1])								
1987-88	13-16	.448	7-11	.389	6th			
1988-89	10-19	.345	4-14	.222	8th			
1989-90	7-22	.241	1-17	.056	10th			
1990-91	16-12	.571	8-10	.444	6th	PAC-10 Coach of the Year		
						Kodak District 14 Coach of the Year		
1991-92	22-11	.667	9-9	.500	t-5th		NIT Second Round (1-1)	
1992-93	15-12	.556	9-9	.500	t-5th			
1993-94	20-11	.645	10-8	.556	t-4th		NCAA First Round (0-1)	
Oklahoma (281-107 • 129-59 Big Eight/Big 12 • 11 NCAA [11-11] • 1 NIT [1-1])								
1994-95	23-9	.719	9-5	.643	3rd	1-1	AP National Coach of the Year	NCAA First Round (0-1)
							Henry Iba Award	
							Big Eight Coach of the Year	
1995-96	18-12	.600	8-6	.571	3rd	2-1		NCAA First Round (0-1)
1996-97	20-10	.667	10-6	.625	5th	2-1		NCAA First Round (0-1)
1997-98	22-11	.667	11-5	.688	t-2nd	0-1		NCAA First Round (0-1)
1998-99	22-11	.667	11-5	.688	t-2nd	2-1		NCAA Sweet 16 (2-1)
1999-00	27-7	.794	12-4	.750	t-3rd	2-1		NCAA Second Round (1-1)
2000-01	26-7	.788	12-4	.750	t-2nd	3-0	Big 12 Tournament Champions	NCAA First Round (0-1)
2001-02	31-5	.861	13-3	.813	2nd	3-0	Big 12 Tournament Champions	NCAA Final Four (4-1)
							NABC National Coach of the Year	
2002-03	27-7	.794	12-4	.750	3rd	3-0	Big 12 Tournament Champions	NCAA Elite Eight (3-1)
2003-04	20-11	.645	8-8	.500	7th	1-1		NIT Second Round (1-1)
2004-05	25-8	.758	12-4	.750	t-1st	1-1	Big 12 Champions	NCAA Second Round (1-1)
2005-06	20-9	.690	11-5	.688	3rd	0-1		NCAA First Round (0-1)
Indiana (43-15 • 21-8 Big Ten • 1 NCAA [1-1])								
2006-07	21-11	.656	10-6	.625	3rd	0-1		NCAA Second Round (1-1)
2007-08	22-4	.846	11-2	.846				
Houston (296-83 • 34-4 Big 12 • 117-44 The American • 7 NCAA [16-6] • 2 NIT [0-2])								
2014-15	13-19	.406	4-14	.222	10th	1-1		
2015-16	22-10	.688	12-6	.667	t-3rd	0-1		NIT First Round (0-1)
2016-17	21-11	.656	12-6	.667	3rd	0-1		NIT First Round (0-1)
2017-18	27-8	.771	14-4	.778	t-2nd	2-1	The American Coach of the Year	NCAA Second Round (1-1)
							NABC District 25 Coach of the Year	
2018-19	33-4	.892	16-2	.889	1st	2-1	The American Champions	NCAA Sweet 16 (2-1)
							Clarence "Big House" Gaines National Coach of the Year	
							The American Coach of the Year	
							NABC District 25 Coach of the Year	
2019-20	23-8	.742	13-5	.722	t-1st	COVID-19	The American Champions	No Tournament – COVID
							Coach of the Year (Houston Sports Awards)	
2020-21	28-4	.875	14-3	.824	2nd	3-0	The American Tournament Champions	NCAA Final Four (4-1)
							John McLendon Award	
							Coach of the Year (Houston Sports Awards)	
2021-22	32-6	.842	15-3	.833	1st	3-0	The American Champions	NCAA Elite Eight (3-1)
							The American Tournament Champions	
							CBS Sports National Coach of the Year	
							Ben Jobe Award	
							The American Coach of the Year	
							NABC District 24 Coach of the Year	
							Texas Coach of the Year (Dave Campbell's Texas Basketball)	
2022-23	33-4	.892	17-1	.944	1st	2-1	The American Champions	NCAA Sweet 16 (2-1)
							The American Coach of the Year	
							NABC District 24 Coach of the Year	
							USBWA District VII Coach of the Year	
2023-24	32-5	.865	15-3	.833	1st	2-1	Big 12 Champions	NCAA Sweet 16 (2-1)
							AP National Coach of the Year	
							NABC National Coach of the Year	
							Henry Iba National Coach of the Year Award (USBWA)	
							John McLendon Award	
							Field of 68 National Coach of the Year	
							Big 12 Coach of the Year	
							Big 12 Coach of the Year (Associated Press)	
							NABC District 8 Coach of the Year	
2024-25	31-4	.886	19-1	.950	1st	3-0	Big 12 Champions	
							Big 12 Tournament Champions	
							The Sporting News National Coach of the Year	
							Big 12 Coach of the Year	
							Big 12 Coach of the Year (Associated Press)	
							NABC Gulf District Coach of the Year	
35+ yrs	796-353	.693	380-222	.631	9 – 1st	40-21	9 Conference Championships	20 NCAAAs (28-19)
	6 30-win seasons				14 – Top 2		9 Conference Tournament titles	4 NITs (2-4)
	28 20-win seasons				22 – Top 3		12 National Coach of the Year awards	3 NAIA District 12 (2-3)
22 20-win seasons in last 23 yrs.							12 Conference Coach of the Year awards	
							9 District Coach of the Year awards	
							2 Houston Sports Awards Coach of the Year	

KELVIN SAMPSON • NCAA TOURNAMENT HISTORY

HOUSTON 2025

Midwest Region • First/Second Rounds • No. 1 Seed
INTRUST Bank Arena • Wichita, Kan.

March 20	W	78-40	vs. (16) SIUE
March 22	W	81-76	vs. #24/23 (8) Gonzaga

Midwest Regional • Lucas Oil Stadium • Indianapolis
March 28 vs. #22/22 (4) Purdue

2024 • SWEET 16

South Region • First Round • No. 1 Seed
FedExForum • Memphis, Tenn.

March 22	W	86-46	vs. (16) Longwood
March 24	W	100-95 (OT)	vs. (9) Texas A&M

South Regional • American Airlines Center • Dallas
March 29 L 51-54 vs. #13/14 (4) Duke

2023 • NCAA SWEET 16

Midwest Region • First Round • No. 1 Seed
Legacy Arena • Birmingham, Ala.

March 16	W	63-52	vs. (16) Northern Kentucky
March 18	W	81-64	vs. (9) Auburn

Midwest Regional • T-Mobile Center • Kansas City, Mo.
March 24 L 75-89 vs. (5) Miami (Fla.)

2022 • NCAA ELITE EIGHT

South Region • First/Second Rounds • No. 5 Seed
PPG Paints Arena • Pittsburgh

March 18	W	82-68	vs. (12) UAB
March 20	W	68-53	vs. #19/16 (4) Illinois

South Regional • AT&T Center • San Antonio, Texas
March 24 W 72-60 vs. #2/2 (1) Arizona
March 26 L 44-50 vs. #6/5 (2) Villanova

2021 • NCAA FINAL FOUR

Midwest Region • First Round • No. 2 Seed
Simon Skjoldt Assembly Hall • Bloomington, Ind.

March 19	W	87-56	vs. (15) Cleveland State
----------	---	-------	--------------------------

Second Round • Lucas Oil Stadium • Unity Court • Indianapolis
March 21 W 63-60 vs. (10) Rutgers

Sweet 16 • Hinkle Fieldhouse • Indianapolis
March 27 W 62-46 vs. (11) Syracuse

Elite Eight • Lucas Oil Stadium • Equality Court • Indianapolis
March 29 W 67-61 vs. (12) Oregon State

Final Four • Lucas Oil Stadium • Unity Court • Indianapolis
April 3 L 59-78 vs. #3/3 (1) Baylor

2020

Region Unknown • First/Second Rounds • Seed Unknown
Venue Unknown • City Unknown
Canceled due to COVID-19 pandemic

2019 • NCAA SWEET 16

Midwest Region • First/Second Rounds • No. 3 Seed
BOK Center • Tulsa, Okla.

March 22	W	84-55	vs. (14) Georgia State
March 24	W	74-59	vs. (11) Ohio State

Midwest Regional • Sprint Center • Kansas City, Mo.
March 29 L 58-62 vs. #7/7 (2) Kentucky

SAMPSON vs. REGION

Region	W-L	Pct.	Last
Midwest Region	12-4	.750	2025
West Region	7-5	.583	2018
South Region	5-3	.625	2024
East Region	3-3	.500	2003
Austin Regional	1-1	.500	2005
Southeast Region	0-2	.000	1996
Minneapolis Regional	0-1	.000	2006
Totals	28-19	.596	2025

2018 • NCAA SECOND ROUND

West Region • First/Second Rounds • No. 6 Seed
Intrust Bank Arena • Wichita, Kan.

March 15	W	67-65	vs. -/rv (11) San Diego State
March 17	L	63-64	vs. #7/7 (3) Michigan

INDIANA

2007 • NCAA SECOND ROUND

West Region • First/Second Rounds • No. 7 Seed
ARCO Arena • Sacramento, Calif.

March 15	W	70-57	vs. (10) Gonzaga
March 17	L	49-54	vs. #7 (2) UCLA

OKLAHOMA

2006 • NCAA FIRST ROUND

Minneapolis Regional • First Round • No. 6 Seed
Jacksonville Veterans Memorial Arena
Jacksonville, Fla.

March 16	L	74-82	vs. (11) UW Milwaukee
----------	---	-------	-----------------------

2005 • NCAA SECOND ROUND

Austin Regional • First/Second Rounds • No. 3 Seed
McKale Center • Tucson, Ariz.

March 17	W	84-67	vs. (14) Niagara
March 19	L	58-67	vs. #18 (6) Utah

2003 • NCAA ELITE EIGHT

East Region • First/Second Rounds • No. 1 Seed
Ford Center • Oklahoma City

March 20	W	71-54	vs. (16) South Carolina State
March 22	W	74-65	vs. (8) California

East Region • Sweet 16 / Elite Eight
Pepsi Arena • Albany, N.Y.

March 28	W	65-54	vs. (12) Butler
March 30	L	47-63	vs. #13 (3) Syracuse

2002 • NCAA FINAL FOUR

West Region • First/Second Rounds • No. 2 Seed
American Airlines Center • Dallas

March 14	W	71-63	vs. (15) Illinois-Chicago
March 16	W	78-65	vs. #22 (7) Xavier

West Region • Sweet 16 / Elite Eight
Compaq Center • San Jose, Calif.

March 21	W	88-67	vs. #7 (3) Arizona
March 23	W	81-75	vs. (12) Missouri

NCAA Final Four

Georgia Dome • Atlanta

March 30	L	64-73	vs. (5) Indiana
----------	---	-------	-----------------

2001 • NCAA FIRST ROUND

South Region • First Round • No. 4 Seed
The Pyramid • Memphis, Tenn.

March 16	L	68-70 (OT)	vs. (13) Indiana State
----------	---	------------	------------------------

2000 • NCAA SECOND ROUND

West Region • First/Second Rounds • No. 3 Seed
McKale Center • Tucson, Ariz.

March 16	W	74-50	vs. (14) Winthrop
March 18	L	62-66	vs. #25 (6) Purdue

1999 • NCAA SWEET 16

Midwest Region • First/Second Rounds • No. 13 Seed
Bradley Center • Milwaukee

March 12	W	61-60	vs. #12 (4) Arizona
March 14	W	85-72	vs. #24 (5) Charlotte

Midwest Region • Sweet 16

Trans World Dome • St. Louis

March 19	L	46-54	vs. (1) Michigan State
----------	---	-------	------------------------

1998 • NCAA FIRST ROUND

East Region • First Round • No. 10 Seed
MCI Center • Washington, D.C.

March 15	L	43-61	vs. (7) Indiana
----------	---	-------	-----------------

1997 • NCAA FIRST ROUND

West Region • First Round • No. 11 Seed
McKale Center • Tucson, Ariz.

March 14	L	67-80	vs. #23 (6) Stanford
----------	---	-------	----------------------

1996 • NCAA FIRST ROUND

Southeast Region • First Round • No. 10 Seed
Orlando Arena • Orlando

March 15	L	43-61	vs. (7) Temple
----------	---	-------	----------------

1995 • NCAA FIRST ROUND

Southeast Region • First Round • No. 4 Seed
The Pyramid • Memphis, Tenn.

March 16	L	67-77	vs. (13) Manhattan
----------	---	-------	--------------------

WASHINGTON STATE

1994 • NCAA FIRST ROUND

East Region • First Round • No. 8 seed
USAir Arena • Landover, Md.

March 18	L	64-67	vs. (9) Boston College
----------	---	-------	------------------------

SAMPSON by CITY

Region	W-L	Pct.	Last
Albany, N.Y.	1-1	.500	2003
Atlanta, Ga.	0-1	.000	2002
Birmingham, Ala.	2-0	1.000	2023
Bloomington, Ind.	1-0	1.000	2021
Dallas, Texas	2-1	.667	2024
Indianapolis, ind.	3-1	.750	2021
Jacksonville, Fla.	0-1	.000	2006
Kansas City, Mo.	0-2	.000	2023
Landover, Md.	0-1	.000	1994
Memphis, Tenn.	2-2	.500	2024
Milwaukee, Wis.	2-0	1.000	1999
Oklahoma City, Okla.	2-0	1.000	2003
Orlando, Fla.	0-1	.000	1996
Pittsburgh, Pa.	2-0	1.000	2022
Sacramento, Calif.	1-1	.500	2007
St. Louis, Mo.	0-1	.000	1999
San Antonio, Texas	1-1	1.000	2022
San Jose, Calif.	2-0	1.000	2002
Tucson, Ariz.	2-3	.400	2005
Tulsa, Okla.	2-0	1.000	2019
Washington, D.C.	0-1	.000	1998
Wichita, Kan.	3-1	.750	2025
Totals	28-19	.596	2025

SAMPSON by VENUE

Region	W-L	Pct.	Last
American Airlines Center	2-1	.667	2024
ARCO Arena	1-1	.500	2007
AT&T Center	1-1	.500	2022
BOK Center	2-0	1.000	2019
Bradley Center	2-0	1.000	1999
Compaq Center	2-0	1.000	2002
FedExForum	2-0	1.000	2024
Ford Center	2-0	1.000	2003
Georgia Dome	0-1	.000	2002
Hinkle Fieldhouse	1-0	1.000	2021
INTRUST Bank Arena	3-1	.750	2025
Jacksonville Veterans Memorial Arena	0-1	.000	2006
Legacy Arena	2-0	1.000	2023
Lucas Oil Stadium	2-1	1.000	2021
MCI Center	0-1	.000	1998
McKale Center	2-3	.500	2005
Orlando Arena	0-1	.000	1996
Pepsi Arena	1-1	.500	2003
PPG Paints Arena	2-0	1.000	2022
The Pyramid	0-2	.000	2001
Simon Skjold Assembly Hall	1-0	1.000	2021
Sprint Center/T-Mobile Center	0-2	.000	2023
Trans World Dome	0-1	.000	1999
USAir Arena	0-1	.000	1994
Totals	28-19	.596	2025

KELVIN SAMPSON in NCAA TOURNAMENT HISTORY

- This marks the 20th NCAA Tournament appearance for Houston **Head Coach Kelvin Sampson** during his career.
- That includes seven with Houston, 11 with Oklahoma, one with Indiana and one with Washington State.
- Sampson has led Houston to seven straight NCAA Tournament berths, a first in program history.
- That streak ranks as the second longest in his career and trails only a nine-year streak from 1994 (last year at Washington State) to 2002 (first eight seasons at Oklahoma).
- Sampson has posted a 28-19 record in the NCAA Tournament during his career.
- That includes a 16-6 mark with Houston, a 1-1 record with Indiana, an 11-11 record with Oklahoma and an 0-1 mark at Washington State.
- His resume includes two NCAA Final Fours (2021, Houston; 2002, Oklahoma); two Elite Eights (2022, Houston; 2003, Oklahoma) and five Sweet 16s (2025, 2024, 2023, Houston; 2019, Houston; 1999, Oklahoma).
- Sampson is one of 17 coaches to lead multiple schools to the NCAA Final Four during his career.
- Sampson is one of 15 coaches to lead 4+ schools to the NCAA Tournament during his career.
- Sampson is one of 11 coaches to lead 3+ schools to NCAA Tournament wins during his career.

KELVIN SAMPSON NCAA TOURNAMENT HISTORY by OPPONENT

- vs. SIUE:** With Houston's March 20 win over (16) SIUE, Houston **Head Coach Kelvin Sampson** has a 1-0 record in the NCAA Tournament against the Cougars.
- vs. Gonzaga:** With Houston's March 22 win over #24/23 (8) Gonzaga, Houston **Head Coach Kelvin Sampson** improved to 2-0 record in the NCAA Tournament against the Bulldogs.
- vs. Purdue:** Houston **Head Coach Kelvin Sampson** has posted an 0-1 record against Purdue during his career.
- Sampson's 1999-00 Oklahoma team dropped a 66-62 decision to the (6) Boilermakers inside McKale Center in Tucson, Ariz., on March 18, 2000.

KELVIN SAMPSON NCAA TOURNAMENT HISTORY by SEEDING

- as No. 1 Seed:** This marks the fourth time Houston **Head Coach Kelvin Sampson** has led his team to a No. 1 seed in the NCAA Tournament.
- That includes each of the last three seasons with Houston and the 2003 NCAA Tournament with Oklahoma.
- With Houston's March 22 win over #24/23 (8) Gonzaga, Sampson has posted a 9-3 record as a No. 1 seed in the NCAA Tournament.
- In his most recent game as a No. 1 seed, Sampson's 2024-25 Houston squad took an 81-76 win over #24/23 (8) Gonzaga during the NCAA Tournament Midwest Region Second Round inside INTRUST Bank Arena in Wichita, Kan., on March 22.
- In his first game as a No. 1 seed, Sampson's 2002-03

Oklahoma squad enjoyed a 71-54 win over (16) South Carolina State inside Ford Center in Oklahoma City on March 20, 2003.

KELVIN SAMPSON NCAA TOURNAMENT HISTORY vs. SEEDING

- vs. No. 4:** Houston **Head Coach Kelvin Sampson** has posted a 2-1 record against No. 4 seeds during his career.
- That includes a 1-1 record with Houston.
- In his most recent game against a No. 4 seed, Sampson's 2023-24 Houston squad dropped a 54-51 decision to #13/14 (4) Duke during the NCAA Tournament South Regional Sweet 16 inside American Airlines Center in Dallas.
- In his first meeting against a No. 4 seed, Sampson's 1998-99 Oklahoma took a 61-60 win over #12 (4) Arizona during the NCAA Tournament First Round inside Bradley Center in Milwaukee.
- vs. No. 8:** Sampson has posted a 2-0 record against No. 16 seeds during his career.
- vs. No. 16:** Sampson has posted a 3-0 record against No. 16 seeds during his career.

KELVIN SAMPSON NCAA TOURNAMENT HISTORY by REGION

- With this season's invitation, Houston **Head Coach Kelvin Sampson** made his fifth appearance in the Midwest Region (2025, 2023, 2021, 2019, Houston and 1999 Oklahoma), compiling a 12-4 record.
- Sampson has five appearances in the West Region (2018 with Houston; 2007 with Indiana; 2002, 2000 and 1997, Oklahoma), building a 7-5 record.
- Sampson has led his team in the South Region of the NCAA Tournament three times, including two appearances with Houston. He has posted a 5-3 record in games played in that region.
- Sampson has made three appearances in the East Region (2003, 1998 with Oklahoma; 1994 with Washington State, assembling a 3-3 record.
- Sampson has made three appearances in the Southeast Region (1996, 1995 with Oklahoma), building an 0-2 record.
- Sampson has made one appearance at the Minneapolis Regional (2006 with Oklahoma) with an 0-1 record and at the Austin Regional (2005 with Oklahoma) with a 1-1 record.

KELVIN SAMPSON NCAA TOURNAMENT HISTORY by CITY

- in Indianapolis:** Houston **Head Coach Kelvin Sampson** has posted a 3-1 record at the NCAA Tournament in games played in Indianapolis.
- His 2020-21 Houston team posted a 3-1 record in the city during its run to the NCAA Final Four.
- The 2021 Cougars claimed a 63-60 win over (10) Rutgers on Unity Court inside Lucas Oil Stadium in the Second Round (March 21, 2021) and followed that with a 62-46 win over (11) Syracuse inside Hinkle Fieldhouse (March 27, 2021).
- From there, the Cougars took a 67-61 win over (12) Oregon State on Equality Court inside Lucas Oil Stadium in the Elite Eight (March 29, 2021) before falling to #3/3 (1) Baylor on Unity Court inside Lucas Oil Stadium (April 3, 2021).
- in Wichita, Kan.:** Houston **Head Coach Kelvin Sampson** has posted a 3-1 record at the NCAA Tournament in games played in Wichita, Kan.

KELVIN SAMPSON NCAA TOURNAMENT HISTORY by VENUE

- in Lucas Oil Stadium:** Houston **Head Coach Kelvin Sampson** has posted a 2-1 record in games played in Lucas Oil Stadium in Indianapolis in the NCAA Tournament during his career.
- His 2020-21 Houston team played three games in the facility during its run to the NCAA Final Four.
- Those Cougars took a 63-60 win over (10) Rutgers on Unity Court during the Second Round on March 21, 2021, and posted a 67-61 win over (12) Oregon State on Equality Court during the Elite Eight on March 29, 2021.
- Houston's run ended in the NCAA Final Four with a 78-59 loss to #3/3 (1) and eventual national champion Baylor on Unity Court on April 3, 2021.
- in INTRUST Bank Arena:** Sampson has posted a 3-1 record at the NCAA Tournament in games played inside INTRUST Bank Arena in Wichita, Kan., during his career.

SAMPSON by SEEDING

Team	Record	Pct.	Stk.	WSU	OU	IU	UH	Last
No. 1	9-3	.750	W2	---	3-1	---	6-2	2024
No. 2	8-2	.800	L1	---	4-1	---	4-1	2021
No. 3	4-3	.571	L1	---	2-2	---	2-1	2019
No. 4	0-2	.000	L2	---	0-2	---	---	2001
No. 5	3-1	.750	L1	---	---	---	3-1	2022
No. 6	1-2	.333	L1	---	0-1	---	1-1	2018
No. 7	1-1	.500	L1	---	---	1-1	---	2007
No. 8	0-1	.000	L1	0-1	---	---	---	1994
No. 10	0-2	.000	L2	---	0-2	---	---	1998
No. 11	0-1	.000	L1	---	0-1	---	---	1997
No. 13	2-1	.667	L1	---	2-1	---	---	1999
Totals	28-19	.596	W2	0-1	11-11	1-1	166	2025

SAMPSON vs. SEEDING

Team	Record	Pct.	Stk.	WSU	OU	IU	UH	Last
No. 1	1-2	.333	W1	---	0-1	---	1-1	2021
No. 2	0-3	.000	L3	---	---	0-1	0-2	2022
No. 3	1-2	.333	L2	---	1-1	---	0-1	2018
No. 4	2-1	.667	L1	---	1-0	---	1-1	2024
No. 5	1-2	.333	L2	---	1-1	---	0-1	2023
No. 6	0-3	.000	L3	---	0-3	---	---	2005
No. 7	1-2	.333	W1	---	1-2	---	---	2002
No. 8	2-0	1.000	W2	---	1-0	---	1-0	2025
No. 9	2-1	.667	W2	0-1	---	---	2-0	1994
No. 10	2-0	1.000	W2	---	---	1-0	1-0	2021
No. 11	3-1	.750	W3	---	0-1	---	3-0	2021
No. 12	4-0	1.000	W3	---	2-0	---	2-0	2021
No. 13	0-2	.000	L2	---	0-2	---	---	2001
No. 14	3-0	1.000	W3	---	2-0	---	1-0	2019
No. 15	2-0	1.000	W2	---	1-0	---	1-0	2021
No. 16	4-0	1.000	W4	---	1-0	---	3-0	2025
Totals	27-19	.587	W1	0-1	11-11	1-1	156	2025

SAMPSON vs. OPPONENTS

Opponent	W-L	Pct.	WSU	OU	IU	UH	Last
Arizona	3-0	1.000	---	2-0	---	1-0	2022
Auburn	1-0	1.000	---	---	---	1-0	2023
Baylor	0-1	.000	---	---	---	0-1	2021
Boston College	0-1	.000	0-1	---	---	---	1994
Butler	1-0	1.000	---	1-0	---	---	2003
California	1-0	1.000	---	1-0	---	---	2003
Charlotte	1-0	1.000	---	1-0	---	---	1999
Cleveland State	1-0	1.000	---	---	---	1-0	2021
Duke	0-1	.000	---	---	---	0-1	2024
Georgia State	1-0	1.000	---	---	---	1-0	2019
Gonzaga	2-0	1.000	---	---	1-0	1-0	2007
Illinois	1-0	1.000	---	---	---	1-0	2022
Illinois-Chicago	1-0	1.000	---	1-0	---	---	2002
Indiana	0-2	.000	---	0-2	---	---	2002
Indiana State	0-1	.000	---	0-1	---	---	2001
Kentucky	0-1	.000	---	---	---	0-1	2019
Longwood	1-0	1.000	---	---	---	1-0	2024
Manhattan	0-1	.000	---	0-1	---	---	1995
Miami (Fla.)	0-1	.000	---	---	---	0-1	2023
Michigan	0-1	.000	---	---	---	0-1	2018
Michigan State	0-1	.000	---	0-1	---	---	1999
Missouri	1-0	1.000	---	1-0	---	---	2002
Niagara	1-0	1.000	---	1-0	---	---	2005
North Carolina	0-0	.000	---	---	---	---	2019
Northern Kentucky	1-0	1.000	---	---	---	1-0	2023
Ohio State	1-0	1.000	---	---	---	1-0	2019
Oregon State	1-0	1.000	---	---	---	1-0	2021
Purdue	0-1	.000	---	0-1	---	---	2000
Rutgers	1-0	1.000	---	---	---	1-0	2021
San Diego State	0-0	.000	---	---	---	1-0	2018
SIUE	1-0	.000	---	---	---	1-0	2025
South Carolina State	1-0	1.000	---	1-0	---	---	2003
Stanford	0-1	.000	---	0-1	---	---	1997
Syracuse	1-1	.500	---	0-1	---	1-0	2021
Temple	0-1	.000	---	0-1	---	---	1996
Texas A&M	1-0	1.000	---	---	---	1-0	2024
UAB	1-0	1.000	---	---	---	1-0	2022
UCLA	0-1	.000	---	---	0-1	---	2007
UW Milwaukee	0-1	.000	---	0-1	---	---	2006
Utah	0-1	.000	---	0-1	---	---	2005
Villanova	0-1	.000	---	---	---	0-1	2022
Winthrop	1-0	1.000	---	1-0	---	---	2000
Xavier	1-0	1.000	---	1-0	---	---	2002
Totals	28-19	.596	0-1	11-11	1-1	166	2025

KELVIN SAMPSON • RECORD vs. OPPONENTS

Team	Overall	Houston	Indiana	Oklahoma	Washington State	Montana Tech
Abilene Christian	1-0	1-0	---	---	---	---
Akron	0-1	0-1	---	---	---	---
Alabama	3-6	0-3	---	2-1	1-2	---
Alabama A&M	1-0	1-0	---	---	---	---
Alabama State	2-0	1-0	---	1-0	---	---
Alaska-Anchorage	2-0	---	---	---	2-0	---
Alberta	1-0	---	---	---	---	1-0
Alcorn State	4-0	2-0	---	1-0	1-0	---
American-Puerto Rico	1-0	---	---	1-0	---	---
Appalachian State	0-1	---	---	---	0-1	---
Arizona	5-15	3-0	---	2-0	0-15	---
Arizona State	9-6	1-0	---	---	8-6	---
Arkansas	4-2	0-1	---	4-1	---	---
Arkansas State	1-0	---	---	1-0	---	---
Arkansas-Pine Bluff	2-1	0-1	---	2-0	---	---
Auburn	1-1	1-1	---	---	---	---
Azusa Pacific	1-0	---	---	---	1-0	---
Ball State	1-0	---	1-0	---	---	---
Baylor	25-1	3-1	---	22-0	---	---
Belmont	1-0	---	---	1-0	---	---
Bethune-Cookman	1-0	---	---	1-0	---	---
Binghamton	1-0	---	---	1-0	---	---
Boise State	1-1	1-1	---	---	---	---
Boston	1-0	---	---	1-0	---	---
Bryant	1-0	1-0	---	---	---	---
Butler	3-2	2-0	0-1	1-1	---	---
BYU	4-2	4-1	---	---	0-1	---
BYU-Hawai'i	2-0	---	---	---	2-0	---
Boston College	0-1	---	---	---	0-1	---
Cal State Northridge	2-0	---	---	1-0	1-0	---
Calgary	0-2	---	---	---	---	0-2
California	9-7	---	---	2-0	7-7	---
Carroll College	9-5	---	---	---	---	8-4
Centenary	1-1	---	---	1-0	0-1	---
Central Connecticut State	2-0	---	---	1-0	1-0	---
Central Michigan	1-0	---	---	1-0	---	---
Chadron State	1-0	---	---	---	---	1-0
Charlotte	2-0	---	1-0	1-0	---	---
Chattanooga	1-0	---	1-0	---	---	---
Chicago State	2-0	---	2-0	---	---	---
Cincinnati	16-11	16-9	---	0-2	---	---
Cleveland State	1-0	1-0	1-0	---	---	---
College of Idaho	3-3	---	---	---	---	3-3
Colorado	16-3	2-0	---	14-3	---	---
Coppin State	11-0	1-0	1-0	8-0	1-0	---
Cornell	1-0	1-0	---	---	---	---
Dayton	1-0	1-0	---	---	---	---
Delaware State	2-0	---	---	1-0	1-0	---
Drexel	1-1	0-1	---	1-0	---	---
Duke	0-3	0-1	0-1	0-1	---	---
East Carolina	12-2	12-2	---	---	---	---
Eastern Kentucky	1-0	---	---	---	1-0	---
Eastern Illinois	2-0	2-0	---	1-0	---	---
Eastern Michigan	1-0	---	---	---	1-0	---
Eastern Oregon State	3-0	---	---	---	---	3-0
Eastern Washington	6-0	---	---	1-0	5-0	---
Fairfield	1-0	1-0	---	---	---	---
Florida	0-1	---	---	0-1	---	---
Florida A&M	3-0	1-0	---	1-0	1-0	---
Florida Atlantic	1-0	---	---	1-0	---	---
Fresno State	1-1	---	---	---	1-1	---
George Mason	1-0	1-0	---	---	---	---
George Washington	1-0	---	---	1-0	---	---
Georgia Southern	1-0	---	---	1-0	---	---
Georgia State	2-0	1-0	---	1-0	---	---
Georgia Tech	2-3	1-1	1-0	0-2	---	---
Gonzaga	2-1	1-0	1-0	---	0-1	---
Grand Canyon	0-1	0-1	---	---	---	---
Great Falls	7-10	---	---	---	---	6-8
Hartford	1-0	---	---	1-0	---	---
Harvard	0-2	0-2	---	---	---	---
Hawai'i	1-0	---	---	---	1-0	---
Hawai'i-Hilo	1-0	---	---	1-0	---	---
Hawai'i-Pacific	1-0	---	---	---	1-0	---
High Point	2-0	---	---	2-0	---	---
Hofstra	2-0	2-0	---	---	---	---
Houston Christian	2-0	2-0	---	---	---	---
Idaho	3-5	---	---	---	3-5	---
Illinois	4-2	1-0	3-2	---	---	---
Illinois State	1-0	---	1-0	---	---	---

Team	Overall	Houston	Indiana	Oklahoma	Washington State	Montana Tech
Illinois-Chicago	1-0	---	---	1-0	---	---
Indiana	0-4	---	---	0-2	0-2	---
Indiana State	2-1	---	1-0	0-1	1-0	---
Iowa	3-1	---	3-1	---	---	---
Iowa State	11-8	2-2	---	9-6	---	---
IUPUI	1-0	---	1-0	---	---	---
Jackson State	7-0	2-0	---	4-0	1-0	---
Jamestown	1-0	---	---	---	---	1-0
Kansas	9-12	3-1	---	6-11	---	---
Kansas State	13-4	2-0	---	11-4	---	---
Kent State	1-0	1-0	---	---	---	---
Kentucky	1-2	0-1	1-1	---	---	---
La Salle	1-0	---	---	1-0	---	---
Lafayette	1-0	---	1-0	---	---	---
Lake Region College	1-0	---	---	---	---	1-0
Lamar	3-0	2-0	---	1-0	---	---
Lethbridge	5-0	---	---	---	---	5-0
Lewis-Clark State	0-2	---	---	---	---	0-2
Liberty	2-0	2-0	---	---	---	---
Longwood	2-0	1-0	1-0	---	---	---
Louisiana	3-0	2-0	---	---	1-0	---
Louisiana Tech	1-0	---	---	1-0	---	---
LSU	3-2	2-2	---	1-0	---	---
Manhattan	0-1	---	---	0-1	---	---
Marquette	1-0	---	---	---	1-0	---
Mary College	2-1	---	---	---	---	2-1
Maryland	1-1	---	---	1-1	---	---
McNeese	2-0	2-0	---	---	---	---
Memphis	9-10	9-8	---	0-2	---	---
Mesa State	0-1	---	---	---	---	0-1
Miami (Fla.)	0-1	0-1	---	---	---	---
Michigan	2-3	0-1	2-1	0-1	---	---
Michigan State	5-4	---	2-1	2-2	1-1	---
Minnesota	4-0	---	2-0	1-0	1-0	---
Minot State	2-0	---	---	---	---	2-0
Mississippi	1-2	---	---	1-2	---	---
Mississippi State	0-3	---	---	0-3	---	---
Mississippi Valley State	1-0	1-0	---	---	---	---
Missouri	13-9	---	---	13-9	---	---
Missouri State	1-0	---	---	1-0	---	---
Monmouth	1-0	---	---	---	1-0	---
Montana	1-0	1-0	---	---	---	---
Montana State	2-0	---	---	2-0	---	---
Morgan State	2-0	2-0	---	---	---	---
Mount St. Mary's	2-0	---	---	2-0	---	---
Murray State	2-1	2-0	---	0-1	---	---
NC State	0-1	---	---	0-1	---	---
Nebraska	11-5	---	---	11-5	---	---
Nebraska Wesleyan	1-0	---	---	---	---	1-0
New Mexico	0-1	---	---	---	0-1	---
New Mexico Highlands	1-0	---	---	---	---	1-0
New Orleans	1-0	1-0	---	---	---	---
Niagara	1-0	---	---	1-0	---	---
Nicholls	4-0	1-0	---	3-0	---	---
NJIT	1-0	1-0	---	---	---	---
North Carolina A&T	1-0	1-0	---	---	---	---
North Carolina Central	1-0	1-0	---	---	---	---
North Florida	1-0	1-0	---	---	---	---
North Texas	2-0	---	---	2-0	---	---
Norfolk State	1-0	1-0	---	---	---	---
Northern Colorado	2-0	1-0	---	1-0	---	---
Northern Kentucky	1-0	1-0	---	---	---	---
Northern Montana	8-8	---	---	---	---	8-5
Northern State	0-2	---	---	---	---	0-2
Northwest Nazarene	3-3	---	---	---	---	3-3
Northwestern	2-0	---	2-0	---	---	---
Northwestern State	3-0	2-0	---	1-0	---	---
Notre Dame	1-0	1-0	---	---	---	---
Ohio	1-0	---	---	---	1-0	---
Ohio State	2-1	1-0	1-1	---	---	---
Oklahoma	1-0	1-0	---	---	---	---
Oklahoma Baptist	1-0	---	---	---	1-0	---
Oklahoma State	17-15	5-1	---	12-14	---	---
Oral Roberts	8-0	1-0	---	6-0	1-0	---
Oregon	10-9	3-1	---	---	7-8	---
Oregon State	9-8	1-0	---	1-0	7-8	---
Oregon Tech	1-0	---	---	---	---	1-0
Our Lady of the Lake	1-0	1-0	---	---	---	---
Penn	1-0	1-0	---	---	---	---
Penn State	3-0	---	3-0	---	---	---

KELVIN SAMPSON • RECORD vs. OPPONENTS

Team	Overall	Houston	Indiana	Oklahoma	Washington State	Montana Tech
Pittsburg State	1-0	---	---	---	1-0	---
Portland	2-1	1-0	---	---	1-1	---
Prairie View A&M	6-0	3-0	---	2-0	1-0	---
Princeton	3-0	---	---	2-0	1-0	---
Providence	1-0	1-0	---	---	---	---
Purdue	6-2	---	2-1	4-1	---	---
Regina	1-0	---	---	---	---	1-0
Rhode Island	1-1	1-1	---	---	---	---
Rice	5-0	5-0	---	---	---	---
Rocky Mountain	6-10	---	---	---	---	6-7
Rutgers	1-0	1-0	---	---	---	---
Sacramento State	3-0	---	---	---	3-0	---
Saint Joseph's	1-0	1-0	---	---	---	---
Saint Louis	2-0	2-0	---	---	---	---
Saint Mary's (Calif.)	1-0	1-0	---	---	---	---
Sam Houston State	2-0	---	---	2-0	---	---
Samford	1-0	---	---	1-0	---	---
San Diego	1-0	---	---	1-0	---	---
San Diego State	2-1	1-1	---	---	1-0	---
San Francisco State	1-0	---	---	---	1-0	---
San Jose State	1-1	---	---	---	1-1	---
Seattle	2-0	---	---	---	1-0	1-0
SIUE	1-0	1-0	---	---	---	---
Simon Fraser	1-0	---	---	---	1-0	---
SMU	15-7	11-7	---	4-0	---	---
South Carolina	2-0	2-0	---	---	---	---
South Carolina State	1-1	0-1	---	1-0	---	---
South Dakota	1-0	1-0	---	---	---	---
South Florida	14-2	14-2	---	---	---	---
Southeast Missouri State	1-0	---	---	1-0	---	---
Southern	1-0	---	---	1-0	---	---
Southern Alberta Tech	3-0	---	---	---	---	3-0
Southern Illinois	2-0	---	2-0	---	---	---
Southern Utah	1-0	---	---	---	1-0	---
St. Bonaventure	1-0	---	---	1-0	---	---
Stanford	6-9	---	---	0-1	6-8	---
Stephen F. Austin	0-1	---	---	---	0-1	---
Stetson	1-0	1-0	---	---	---	---
Syracuse	1-1	1-0	---	0-1	---	---
Temple	11-5	11-4	---	0-1	---	---
Tennessee	0-1	---	---	---	0-1	---
TCU	2-1	2-1	---	---	---	---
Tennessee State	1-0	---	1-0	---	---	---
Texas	20-9	2-0	---	18-9	---	---
Texas A&M	21-1	1-0	---	20-1	---	---
Texas A&M-Corpus Christi	2-0	2-0	---	---	---	---
Texas Southern	4-0	1-0	---	2-0	1-0	---
Texas State	5-0	3-0	---	2-0	---	---
Texas Tech	21-8	5-1	---	16-7	---	---
Toledo	1-0	1-0	---	---	---	---
Towson	1-0	1-0	---	---	---	---
Trinity Western	1-0	---	---	---	---	1-0
Troy	1-0	1-0	---	---	---	---
Tulane	18-3	17-3	---	1-0	---	---
Tulsa	15-7	11-6	---	4-1	---	---
UAB	1-0	1-0	---	---	---	---
UALR	1-0	---	---	1-0	---	---
UC Irvine	3-0	---	---	3-0	---	---
UC San Diego	1-0	---	---	---	1-0	---
UCF	16-4	16-4	---	---	---	---
UCLA	2-14	---	0-1	---	2-13	---
UConn	12-5	8-3	1-1	3-1	---	---
UIW	1-0	1-0	---	---	---	---
ULM	4-0	2-0	---	2-0	---	---
UNC Asheville	1-0	---	---	1-0	---	---
UNC Wilmington	1-0	---	1-0	---	---	---
USC	6-9	---	---	---	6-9	---
UT Arlington	2-0	1-0	---	1-0	---	---
UT Rio Grande Valley	6-0	4-0	---	2-0	---	---
Utah	2-1	2-0	---	0-1	---	---
Utah State	1-0	1-0	---	---	---	---
UTEP	1-0	1-0	---	---	---	---
UTSA	1-0	---	---	1-0	---	---
Valley City State	1-0	---	---	---	---	1-0
Vermont	1-0	1-0	---	---	---	---
Villanova	0-2	0-1	---	0-1	---	---
Virginia	2-0	2-0	---	---	---	---
Wake Forest	1-0	1-0	---	---	---	---
Warner Pacific	1-0	---	---	---	---	1-0
Washington	8-8	---	---	0-1	7-7	---

Team	Overall	Houston	Indiana	Oklahoma	Washington State	Montana Tech
West Virginia	3-1	3-0	---	0-1	---	---
Western Carolina	2-0	---	1-0	1-0	---	---
Western Illinois	2-0	---	1-0	1-0	---	---
Western Montana	12-5	---	---	---	---	12-2
Western Michigan	1-0	---	1-0	---	---	---
Western New Mexico	0-1	---	---	---	---	0-1
Whitman College of Walla Walla	0-1	---	---	---	---	0-1
Whitworth	0-2	---	---	---	---	0-1
Wichita State	10-2	10-2	---	---	---	---
Winthrop	1-0	---	---	1-0	---	---
Wisconsin	3-5	0-1	1-2	0-1	2-1	---
Wisconsin-Milwaukee	0-1	---	---	0-1	---	---
Wisconsin-Stout	0-1	---	---	---	---	---
WKU	2-0	---	---	1-0	---	---
Wyoming	1-0	1-0	---	---	---	---
Xavier	2-1	1-0	0-1	1-0	---	---
Totals	796-353	296-83	43-15	281-107	103-103	73-45

NCAA WINNINGEST COACHES (10+ years at NCAA Division I level)

Red Bold indicates coaches with **Houston** ties • Bold indicates active coaches • through March 23, 2025

Rk.	Coach	Wins	Losses	Pct.	School (Years)
1.	Mike Krzyzewski	1,202	368	.766	Duke (1980-22); Army West Point (1975-80)
2.	Jim Boeheim	1,015	441	.697	Syracuse (1976-23)
3.	Bob Huggins	935	414	.693	West Virginia (2007-23); Kansas State (2006-07); Cincinnati (1989-05); Akron (1984-89); Walsh (1980-83)
4.	Jim Calhoun	920	397	.699	St. Joseph's (Conn.) (2018-21); UConn (1986-2012); Northeastern (1972-86)
5.	Roy Williams	903	264	.774	North Carolina (2003-22); Kansas (1988-03)
6.	Bob Knight	902	371	.709	Texas Tech (2001-08); Indiana (1972-00); Army West Point (1965-72)
7.	Dean Smith	879	254	.776	North Carolina (1961-97)
8.	Adolph Rupp	876	190	.822	Kentucky (1930-72)
t9.	John Calipari	835	274	.753	Arkansas (2024 – present); Kentucky (2009-24); Memphis (2000-09); UMass (1988-96)
t9.	Rick Barnes	835	422	.664	Tennessee (2015 – present); Texas (1998-15); Clemson (1994-98); Providence (1988-94); George Mason (1987-88)
t10.	Cliff Ellis	831	565	.595	Coastal Carolina (2007-23); Auburn (1994-04); Clemson (1984-94); South Alabama (1975-84)
t11	Jim Phelan	830	524	.613	Mount St. Mary's (1954-2003)
t13.	Bill Self	816	261	.758	Kansas (2003– present); Illinois (2000-03); Tulsa (1997-00); Oral Roberts (1993-97)
t13.	Rollie Massimino	816	462	.638	Keiser (2006-17); Cleveland State (1996-03); UNLV (1992-94); Villanova (1973-92); Stony Brook (1969-71)
15.	Eddie Sutton	806	326	.712	San Francisco (2007-08); Oklahoma State (1990-06); Kentucky (1985-89); Arkansas (1974-85); Creighton (1969-74)
16.	Rick Byrd	805	403	.666	Belmont (1986-21); Lincoln Memorial (1983-86); Maryville (Tenn.) (1978-80)
17.	Kelvin Sampson	796	353	.693	Houston (2014 – present); Indiana (2006-08); Oklahoma (1994-06); Washington State (1987-94); Montana Tech (1981-85)
18.	Lefty Driesell	786	394	.666	Maryland (1969-86); James Madison (1988-97); Georgia State (1997-03); Davidson (1960-69)
19.	Lute Olson	781	279	.737	Arizona (1983-07); Iowa (1974-83); Long Beach State (1973-74)
20.	Dana Altman	780	405	.658	Oregon (2010 – present); Creighton (1994-10); Kansas State (1990-94); Marshall (1989-90)
21.	Lou Henson	779	412	.654	New Mexico State (1997-2005); Illinois (1975-96); New Mexico State (1966-75); Hardin-Simmons (1962-66)
t22.	Rick Pitino	762	308	.712	St. John's (2023 – present); Iona (2020-23) Louisville (2001-17); Kentucky (1989-97); Providence (1985-87); Boston University (1978-83); Hawai'i (1975-76)
t22.	Bo Ryan	762	241	.760	Wisconsin (2001-16); Milwaukee (1999-01); Wisconsin-Platteville (1984-99)
24.	Ed Diddle	759	302	.715	Western Kentucky (1922-64)
25.	Henry Iba	755	340	.689	Oklahoma State (1934-70); Colorado (1933-34); Northwest Missouri State (1929-33)
t25.	John Beilein	754	425	.640	Michigan (2007-19); West Virginia (2002-07); Richmond (1997-02); Canisius (1992-97); Le Moyne (1983-92); Nazareth (1982-83)
27.	Phog Allen	746	264	.739	Kansas (1907-09, 1919-56); Central Missouri (1912-19); Haskell (1908-09); Baker (1905-08)
28.	Jim Larranaga	744	508	.594	Miami (Fla.) (2011-24); George Mason (1997-11); Bowling Green (1986-97); American International (1977-79)
t29.	Mark Few	741	152	.830	Gonzaga (2000 – present)
t29.	John Chaney	741	312	.704	Temple (1982-06)
31.	Tom Izzo	736	301	.710	Michigan State (1996 – present)
t32.	Jerry Tarkanian	729	201	.784	Fresno State (1995-02); UNLV (1973-92); Long Beach State (1968-73)
t32.	Norm Stewart	729	373	.662	Missouri (1967-99); Northern Iowa (1961-67)
34.	Ray Meyer	724	354	.672	DePaul (1942-84)
35.	Jerry Slomcum	723	556	.565	Youngtown State (2005-17); Gannon (1996-05); Geneva (1987-96); Nyack (1975-87)
36.	Don Haskins	719	353	.671	UTEP (1961-99)
37.	Greg Kampe	715	555	.563	Oakland (1984 – present)
38.	Larry Hunter	702	453	.608	Western Carolina (2005-18); Ohio (1989-2001); Wittenberg (1976-89)
39.	Steve Alford	700	373	.652	Nevada (2019 – present); UCLA (2014-19); New Mexico (2008-13); Iowa (2000-07); Missouri State (1996-99); Manchester (1992-95)
40.	Steve Pearl	692	269	.720	Auburn (2015 – present); Tennessee (2006-11); Milwaukee (2002-05); Southern Indiana (1993-01)
41.	Mike Montgomery	677	317	.681	California (2008-14); Stanford (1986-04); Montana (1978-86)
42.	Denny Crum	675	295	.696	Louisville (1971-01)
43.	Lon Kruger	674	432	.609	Oklahoma (2011-21); UNLV (2004-11); Illinois (1996-00); Florida (1990-96); Kansas State (1986-90); UTRGV (1982-86)
44.	Gary Williams	668	380	.637	Maryland (1989-11); Ohio State (1986-89); Boston College (1982-86); American (1978-82)
45.	John Wooden	664	162	.804	UCLA (1948-75); Indiana State (1946-48)
46.	Ralph Miller	657	382	.632	Oregon State (1970-89); Iowa (1964-70); Wichita State (1951-64)
47.	Tom Penders	649	437	.598	Houston (2004-10); George Washington (1998-2001); Texas (1988-98); Rhode Island (1986-88); Fordham (1978-86); Columbia (1974-78); Tufts (1971-74)
48.	Gene Bartow	647	353	.647	UAB (1978-96); UCLA (1975-77); Illinois (1974-75); Memphis (1970-74); Valparaiso (1964-70); Central Missouri (1961-64)
49.	Tubby Smith	642	370	.634	High Point (2018-22); Memphis (2016-18); Texas Tech (2013-16); Minnesota (2007-13); Kentucky (1997-2007); Georgia (1995-97); Tulsa (1991-95)
t50.	Jay Wright	641	281	.695	Villanova (2002-22); Hofstra (1995-01)
t50.	Billy Tubbs	641	340	.653	Lamar (2003-06); TCU (1994-02); Oklahoma (1980-94); Lamar (1976-80); Southwestern (Texas) (1971-73)
t52.	Homer Drew	640	427	.600	Valparaiso (1988-11); Indiana-South Bend (1987-88); Bethel (Ind.) (1976-87);
53.	Leonard Hamilton	639	505	.559	Florida State (2002 – present); Miami (Fla.) (1990-00); Oklahoma State (1986-90)
54.	Marv Harshman	637	444	.589	Washington State (1958-71); Washington (1971-85); Pacific Lutheran (1945-58)
55.	Bob McKillop	634	383	.623	Davidson (1990-22)
56.	Hugh Durham	633	429	.596	Jacksonville (1997-05); Georgia (1978-95); Florida State (1966-78)
57.	Bob Hoffman	632	387	.620	Central Oklahoma (2019 – present); Mercer (2008-19); UT Rio Grande Valley (1999-04); Oklahoma Baptist (1990-99)
58.	Greg McDermott	630	366	.633	Creighton (2010 – present); Iowa State (2006-10); Northern Iowa (2001-06); North Dakota State (2000-01); Wayne State (Neb.) (1994-00)
59.	Fran Dunphy	625	380	.622	La Salle (2022 – present); Temple (2006-19); Penn (1989-06)
60.	Norm Sloan	624	393	.614	NC State (1966-80); Florida (1960-89); The Citadel (1956-60); Presbyterian (1951-55)
61.	Stew Morrill	620	294	.678	Utah State (1998-15); Colorado State (1991-98); Montana (1986-91)
62.	Ben Braun	615	517	.543	Rice (2008-14); California (1996-08); Eastern Michigan (1985-96); Siena Heights (1977-85)
63.	Slats Gill	599	393	.604	Oregon State (1928-64)
64.	Tom Davis	598	355	.627	Drake (2003-07); Iowa (1986-99); Stanford (1982-86); Boston College (1977-82); Lafayette (1971-77)
65.	Abe Lemons	597	344	.634	Texas (1976-82); UTRGV (1973-76); Oklahoma City (1955-73)
66.	John Thompson	596	239	.714	Georgetown (1972-99)
67.	Guy V. Lewis	592	279	.680	Houston (1956-86)
t68.	Danny Kaspar	584	302	.659	Texas State (2014-20); Stephen F. Austin (2001-13); UIW (1992-00)
t68.	Tony Shaver	584	389	.600	William & Mary (2004-19); Hampden-Sydney (1987-03)
t70.	Mike Brey	582	332	.637	Notre Dame (2001-23); Delaware (1995-00)




2018-19
American Athletic
Conference
Regular Season



2020-21
American Athletic
Conference
Tournament



2021
NCAA Tournament
Final Four
Midwest Regional
Championship




2021-22
American Athletic
Conference
Regular Season



2021-22
American Athletic
Conference
Tournament



2022-23
American Athletic
Conference
Regular Season



2023-24
Big 12
Regular Season



2024-25
Big 12
Regular Season

COACHES who LED THREE SCHOOLS to NCAA FINAL FOUR (2)

Coach	1st School	2nd School	3rd School
Rick Pitino	Providence	Kentucky	Louisville
John Calipari	UMass	Memphis	Kentucky

COACHES who LED TWO SCHOOLS to NCAA FINAL FOUR (15)

Coach	1st School	2nd School
Kelvin Sampson	Oklahoma	Houston
Forddy Anderson	Bradley	Michigan State
Gene Bartow	Memphis	UCLA
Larry Brown	UCLA	Kansas
Hugh Durham	Florida State	Georgia
Jack Gardner	Kansas State	Utah
Lou Henson	New Mexico State	Illinois
Bob Huggins	Cincinnati	West Virginia
Lon Kruger	Florida	Oklahoma
Jim Larranaga	George Mason	Miami (Fla.)
Frank McGuire	St. John's	North Carolina
Lute Olson	Iowa	Arizona
Lee Rose	Charlotte	Purdue
Eddie Sutton	Arkansas	Oklahoma State
Roy Williams	Kansas	North Carolina

COACHES who LED FIVE SCHOOLS to NCAA TOURNAMENT WINS (1)

Coach	1st School	2nd School	3rd School	4th School	5th School
Lon Kruger	Kansas State	Florida	Illinois	UNLV	Oklahoma

COACHES who LED FOUR SCHOOLS to NCAA TOURNAMENT WINS (4)

Coach	1st School	2nd School	3rd School	4th School
Steve Alford	Missouri State	Iowa	New Mexico	UCLA
Rick Pitino	Providence	Kentucky	Louisville	St. John's
Eddie Sutton	Creighton	Arkansas	Kentucky	Oklahoma State
Tubby Smith	Tulsa	Georgia	Kentucky	Minnesota

COACHES who LED THREE SCHOOLS to NCAA TOURNAMENT WINS (6)

Coach	1st School	2nd School	3rd School
Kelvin Sampson	Oklahoma	Indiana	Houston
Rick Barnes	Clemson	Texas	Tennessee
John Beilein	Richmond	West Virginia	Michigan
Lefty Driesell	Davidson	Maryland	Georgia State
Jim Harrick	Pepperdine	UCLA	Rhode Island
Bill Self	Tulsa	Illinois	Kansas



YEARS BETWEEN FINAL FOUR APPEARANCES

Italics indicate first two Final Fours of respective head coach's career

Rk.	Yrs.	Coach	Year – School	Years – School
1.	36	Ray Meyer	1943 – DePaul	1979 – DePaul
2.	22	Lon Kruger	1994 – Florida	2016 – Oklahoma
t3.	19	Kelvin Sampson	2002 – Oklahoma	2021 – Houston
		Lou Henson	1980 – New Mexico State	1989 – Illinois
5.	18	Bob Huggins	1992 – Cincinnati	2010 – West Virginia
t6.	17	Jim Larranaga	2006 – George Mason	2023 – Miami (Fla.)
		Eddie Sutton	1978 – Arkansas	1995 – Oklahoma State
t8.	14	Guy V. Lewis	1968 – Houston	1982 – Houston
		Slats Gill	1949 – Oregon State	1963 – Oregon State
10.	13	Branch McCracken	1940 – Indiana	1953 – Indiana
t11.	12	John Calipari	1996 – UMass	2008 – Memphis
		Phog Allen	1940 – Kansas	1952 – Kansas
13.	11	Hugh Durham	1972 – Florida State	1983 – Georgia
t14.	10	Jim Boeheim	2003 – Syracuse	2013 – Syracuse
		Jerry Tarkanian	1977 – UNLV	1987 – UNLV
		Jack Gardner	1951 – Kansas State	1961 – Utah
t17.	9	Eddie Sutton	1995 – Oklahoma State	2004 – Oklahoma State
		Roy Williams	1993 – Kansas	2002 – Kansas
		Jim Boeheim	1987 – Syracuse	1996 – Syracuse
		Dean Smith	1982 – North Carolina	1991 – North Carolina
t21.	8	Rick Pitino	1997 – Kentucky	2005 – Louisville
		Lute Olson	1980 – Iowa	1988 – Arizona
		Adolph Rupp	1958 – Kentucky	1966 – Kentucky
		Bruce Drake	1938 – Oklahoma	1947 – Oklahoma

COACHES who LED SIX SCHOOLS to NCAA TOURNAMENT (1)

Coach	1st School	2nd School	3rd School	4th School	5th School	6th School
Rick Pitino	Boston Univ.	Providence	Kentucky	Louisville	Iona	St. John's

COACHES who LED FIVE SCHOOLS to NCAA TOURNAMENT (2)

Coach	1st School	2nd School	3rd School	4th School	5th School
Lon Kruger	Kansas State	Florida	Illinois	UNLV	Oklahoma
Tubby Smith	Tulsa	Georgia	Kentucky	Minnesota	Texas Tech

COACHES who LED FOUR SCHOOLS to NCAA TOURNAMENT (12)

Coach	1st School	2nd School	3rd School	4th School
Kelvin Sampson	Washington State	Oklahoma	Indiana	Houston
Steve Alford	Missouri State	Iowa	New Mexico	UCLA
Rick Barnes	Providence	Clemson	Texas	Tennessee
John Beilein	Canisius	Richmond	West Virginia	Michigan
Lefty Driesell	Davidson	Maryland	James Madison	Georgia State
Cliff Ellis	South Alabama	Clemson	Auburn	Coastal Carolina
Larry Eustachy	Utah State	Iowa State	Southern Miss	Colorado State
Jim Harrick	Pepperdine	UCLA	Rhode Island	Georgia
Ben Howland	Northern Arizona	Pittsburgh	UCLA	Mississippi State
Frank McCaffery	Lehigh	UNC Greensboro	Siena	Iowa
Tom Penders	Rhode Island	Texas	George Washington	Houston
Eddie Sutton	Creighton	Arkansas	Kentucky	Oklahoma State

MOST VICTORIES among ACTIVE NCAA DIVISION I COACHES through March 23, 2025

Rk.	Wins	Coach	School(s)	Years
t1.	835	John Calipari	Arkansas, UMass, Memphis, Kentucky	1989 –
t1.	835	Rick Barnes	George Mason, Providence, Clemson, Texas, Tennessee	1988 –
3.	816	Bill Self	Tulsa, Illinois, Kansas	1999 –
4.	796	Kelvin Sampson	Montana Tech, Washington State, Oklahoma, Indiana, Houston	1982 –
5.	780	Dana Altman	Marshall, Kansas State, Creighton, Oregon	1990 –
6.	762	Rick Pitino	Hawai'i, Boston, Providence, Kentucky, Louisville, Iona, St. John's	1975 –
7.	741	Mark Few	Gonzaga	2000 –
8.	736	Tom Izzo	Michigan State	1996 –
9.	715	Greg Kampe	Oakland	1985 –
10.	700	Steve Alford	Manchester, Missouri State, Iowa New Mexico, UCLA, Nevada	1992 –
11.	692	Bruce Pearl	Southern Indiana, Milwaukee, Tennessee, Auburn	1993 –
12.	639	Leonard Hamilton	Oklahoma State, Miami (Fla.), Florida State	1987 –
13.	630	Greg McDermott	Wayne State (Neb.), UNI, Iowa State, Creighton	1994 –
14.	625	Fran Dunphy	Penn, Temple, La Salle	1990 –
15.	591	Scott Nagy	South Dakota State, Wright State, Southern Illinois	1995 –
16.	574	Herb Sendek	Miami (Ohio), NC State, Arizona State, Santa Clara	1993 –
17.	562	Randy Bennett	Saint Mary's (Calif.)	2001 –
18.	548	Fran McCaffery	Lehigh, UNC Greensboro, Siena, Iowa	1985 –
19.	534	Ron Hunter	IUPUI, Georgia State, Tulane	1994 –



MOST GAMES among ACTIVE NCAA DIVISION I COACHES through March 23, 2025

Rk.	No.	Coach	School(s)	Years
1.	1,270	Greg Kampe	Oakland	1985 –
2.	1,257	Rick Barnes	George Mason, Providence, Clemson, Tennessee	1988 –
3.	1,185	Dana Altman	Marshall, Kansas State, Creighton, Oregon	1990 –
4.	1,149	Kelvin Sampson	Montana Tech, Washington State, Oklahoma, Indiana, Houston	1982 –
5.	1,144	Leonard Hamilton	Oklahoma State, Miami (Fla.), Florida State	1987 –
6.	1,109	John Calapari	Arkansas, UMass, Memphis, Kentucky	1989 –
7.	1,077	Bill Self	Tulsa, Illinois, Kansas	1999 –
8.	1,073	Steve Alford	Manchester, Missouri State, Iowa New Mexico, UCLA, Nevada	1992 –
9.	1,070	Rick Pitino	Iona, Louisville, Kentucky, Providence, Boston, Hawai'i	1990 –
10.	1,037	Tom Izzo	Michigan State	1996 –
**	1,005	Fran Dunphy	Penn, Temple, La Salle	1990 –
**	996	Greg McDermott	Wayne State (Neb.), UNI, Iowa State, Creighton	1994 –

MOST YEARS among ACTIVE NCAA DIVISION I COACHES includes 2024-25 season

Rk.	Years	Coach	School(s)	Years
1.	41	Greg Kampe	Oakland	1985 –
2.	38	Rick Barnes	George Mason, Providence, Clemson, Texas, Tennessee	1988 –
t3.	37	Rick Pitino	Hawai'i, Boston, Providence, Kentucky, Louisville, Iona	1975 –
t3.	37	Leonard Hamilton	Oklahoma State, Miami (Fla.), Florida State	1987 –
t5.	36	Kelvin Sampson	Montana Tech, Washington State, Oklahoma, Indiana, Houston	1982 –
t5.	36	Dana Altman	Marshall, Kansas State, Creighton, Oregon	1990 –
7.	34	Steve Alford	Manchester, Missouri State, Iowa New Mexico, UCLA, Nevada	1992 –
t8.	33	John Calipari	Arkansas, UMass, Memphis, Kentucky	1989 –
t8.	32	Fran Dunphy	Penn, Temple, La Salle	1990 –

MOST NCAA DIVISION I 20-WIN SEASONS among ACTIVE COACHES through March 20, 2025

Rk.	No.	Coach	School(s)	Years
1.	* 29	John Calipari	Arkansas, UMass, Memphis, Kentucky	1989 –
2.	* 28	Bill Self	Tulsa, Illinois, Kansas	1999 –
t2.	* 27	Dana Altman	Marshall, Kansas State, Creighton, Oregon	1990 –
4.	* 26	Mark Few	Gonzaga	2000 –
t5.	* 25	Kelvin Sampson	Montana Tech, Washington State, Oklahoma, Indiana, Houston	1982 –
t5.	* 25	Rick Pitino	Hawai'i, Boston, Providence, Kentucky, Louisville, Iona, St. John's	1975 –
t5.	* 25	Rick Barnes	George Mason, Providence, Clemson, Texas, Tennessee	1988 –
8.	* 24	Tom Izzo	Michigan State	1996 –
9.	18	Fran Dunphy	Penn, Temple, La Salle	1990 –

MOST NCAA DIVISION I 30-WIN SEASONS among ACTIVE COACHES through March 23, 2025 * – total includes 2024-25 season

Rk.	No.	Coach	School(s)	Years
1.	11	Bill Self	Oral Roberts, Tulsa, Illinois, Kansas	1994 –
2.	10	John Calipari	Arkansas, UMass, Memphis, Kentucky	1989 –
3.	7	Mark Few	Gonzaga	2000 –
t4.	* 6	Kelvin Sampson	Montana Tech, Washington State, Oklahoma, Indiana, Houston	1982 –
t4.	* 6	Rick Pitino	Hawai'i, Boston, Providence, Kentucky, Louisville, Iona, St. John's	1976 –
t6.	5	Tom Izzo	Michigan State	1996 –
t6.	5	Sean Miller	Xavier, Arizona, Xavier	2005 –
8.	4	Tony Bennett	Washington State, Virginia	2006 –
9.	3	Rick Barnes	George Mason, Providence, Clemson, Texas, Tennessee	1988 –
t10.	2	Steve Alford	Manchester Missouri State, Iowa, New Mexico, UCLA, Nevada	1992 –
t10.	2	Dana Altman	Marshall, Kansas State, Creighton, Oregon	1990 –
t10.	2	Chris Beard	McMurry, Angelo State, Texas Tech, Texas, Mississippi	2013 –
t10.	2	Jamie Dixon	Pittsburgh, TCU	2004 –
t10.	2	Ben Jacobson	UNI	2006 –
t10.	2	Bruce Pearl	Southern Indiana, Milwaukee, Tennessee, Auburn	1993 –



#23 TERRANCE ARCEAUX

Guard

6-6 • 205 • r-Sophomore-2L (RS '23-24)

Beaumont, Texas (Beaumont United HS)

Integrated Studies

📷 **tarceneaux23** X **TArceneaux21**

CAREER HIGHS

Points

16, vs. Toledo (12/18/24)

Field Goals Made

7, vs. Toledo (12/18/24)

Field Goal Attempts

14, vs. Louisiana (11/13/24)

3-Point Field Goals Made

4, vs. BYU (1/4/25)

3-Point Field Goal Attempts

8, vs. Louisiana (11/13/24)

Free Throws Made

4, done four times; Most recently vs. (16) Colorado (3/13/25)

Free Throw Attempts

6, vs. Montana (11/24/23)
6, vs. Oral Roberts (11/14/22)

Rebounds

10, vs. Jackson State (12/9/23)

Offensive Rebounds

6, vs. Jackson State (12/9/23)

Defensive Rebounds

7, vs. Toledo (12/18/24)

Assists

6, vs. Oklahoma State (2/4/25)

Steals

4, vs. Hofstra (11/22/24)

Blocked Shots

4, vs. Utah (1/2/25)

Minutes Played

35:22, vs. Memphis (3/12/23)

REDSHIRT SOPHOMORE (2024-25)

Scored 10 points on 4-of-6 shooting and grabbed three rebounds with two assists and two steals in charity exhibition win over #13/15 Texas A&M (10/27)... Made his season debut in season-opening win vs. Jackson State inside Fertitta Center... Finished with seven points and one rebound against the Tigers (11/4)... Led all players with 14 points and grabbed five rebounds with a pair of assists in home win over Louisiana (11/13)... Posted 12 points on 5-of-7 shooting and added three rebounds with a game-high four steals in home win over Hofstra (11/22)... Posted 13 points on 6-of-7 shooting and grabbed three rebounds with two steals against Notre Dame during second day of Players Era Festival inside MGM Grand Garden Arena in Las Vegas (11/27)... Scored 14 points on 5-of-9 shooting from field with 4-of-4 shooting from free throw line vs. Butler in Big 12-Big East Challenge (12/7)... Led all players with 16 points and nine

rebounds in home win over Toledo (12/18)... Posted 13 points on 5-of-9 shooting and grabbed five rebounds with three assists and three steals in home win over Texas A&M-Corpus Christi (12/21)... Finished with 15 points and grabbed six rebounds, including three offensive boards, in home win over BYU (1/4)... Did a little of everything in Houston's win over Utah in Fertitta Center... Posted 10 points with six rebounds and added three rebounds, three steals and four blocked shots against the Utes (1/22)... Finished with 10 points, five rebounds and a game-high six assists in home win over Oklahoma State (2/4)... Scored 15 points on 5-of-9 shooting and grabbed five rebounds with three blocked shots in road win at Colorado (2/8)... Posted 11 points on 4-of-6 shooting and grabbed two rebounds with a pair of assists in home win over rv/rv Baylor (2/10)... Drained a pair of free throws to give the Cougars a 61-58 lead with just 34 seconds remaining at #13/13 Arizona... Finished with seven points and two rebounds against the Wildcats (2/15)... Posted 10 points on 5-of-8 shooting in home win over Cincinnati (3/1). **NCAA Tournament:** Scored 10 points on 4-of-8 shooting and grabbed four rebounds with a pair of steals in First Round win over (16) SIUE (3.20).

2024-25 GAME-by-GAME STATISTICS (32-4 • 19-1 Big 12)

Date	Opponent	GS	Min	FG-A	3FG-FGA	FT-FTA	OR-DR	Tot	PF	A	TO	Blk	Stl	Pts
11/4/24	JACKSON STATE		16:48	3-7	1-1	0-0	0-1	1	1	0	1	0	0	7
11/9/24	vs. #11/11 Auburn		11:33	1-2	1-1	2-4	1-1	2	0	0	0	0	0	5
11/13/24	LOUISIANA		24:06	4-14	2-8	4-4	2-3	5	2	2	1	0	1	14
11/22/24	rv/- HOFSTRA		23:28	5-7	0-0	2-2	1-2	3	1	1	0	0	4	12
11/26/24	vs. #9/9 Alabama		20:52	2-3	0-0	1-2	1-2	3	2	1	1	0	2	5
11/27/24	vs. Notre Dame		22:46	6-7	1-2	0-0	1-2	3	0	2	0	0	1	13
11/30/24	vs. San Diego State		20:39	1-4	0-0	1-2	0-3	3	2	1	0	0	0	3
12/7/24	BUTLER		22:44	5-9	0-1	4-4	1-0	1	1	0	0	0	3	14
12/10/24	TROY		22:16	3-7	0-1	3-4	1-3	4	1	1	4	0	0	9
12/18/24	TOLEDO		27:05	7-12	1-2	1-2	2-7	9	2	1	0	0	1	16
12/21/24	TEXAS A&M-CORPUS CHRISTI *		23:40	5-9	3-6	0-0	2-3	5	1	3	0	0	3	13
12/30/24	* at Oklahoma State		17:28	0-3	0-3	0-0	0-2	2	2	0	3	0	0	0
1/4/25	* BYU		22:59	5-9	4-5	1-2	3-3	6	0	1	0	0	2	15
1/6/25	* TCU		23:05	1-4	0-2	0-0	0-1	1	1	0	1	0	2	2
1/11/25	* at Kansas State		17:13	3-6	2-3	0-0	0-3	3	0	1	0	0	2	8
1/15/25	* rv/#25 WEST VIRGINIA		25:37	2-5	2-4	0-0	1-3	4	2	2	2	1	0	6
1/18/25	* at UCF		10:09	0-3	0-1	0-1	1-0	1	1	0	0	1	0	0
1/21/25	* UTAH	*	33:04	4-10	0-3	2-2	2-4	6	0	3	1	4	3	10
1/25/25	* at #12/11 Kansas		15:07	1-3	1-3	0-0	1-2	3	1	0	0	0	0	3
1/29/25	* at rv/rv West Virginia		22:41	3-5	2-4	0-0	1-1	2	0	0	0	0	0	8
2/1/25	* #22/19 TEXAS TECH		31:04	4-8	1-2	0-0	2-0	2	4	1	0	0	2	9
2/4/25	* OKLAHOMA STATE	*	28:38	4-12	1-5	1-2	2-3	5	1	6	1	0	1	10
2/8/25	* at Colorado		30:58	5-9	1-2	4-4	2-3	5	3	0	2	3	1	15
2/10/25	* rv/rv BAYLOR		21:52	4-6	1-3	2-4	1-1	2	0	2	0	0	0	11
2/15/25	* at #13/13 Arizona		27:11	2-4	1-2	2-2	0-2	2	1	0	0	1	0	7
2/18/25	* at Arizona State		19:13	1-2	0-0	0-0	1-1	2	2	0	1	0	1	2
2/22/25	* #8/8 IOWA STATE		13:44	1-2	0-1	0-0	1-2	3	1	0	1	1	0	2
2/24/25	* at #10/10 Texas Tech		14:22	0-2	0-1	0-0	1-0	1	1	0	0	0	0	0
3/1/25	* CINCINNATI		26:03	5-8	0-1	0-0	0-0	0	1	1	0	0	0	10
3/3/25	* KANSAS		18:39	0-7	0-3	0-0	1-1	2	1	0	0	1	0	0
3/8/25	* at Baylor		10:46	0-1	0-0	0-0	1-0	1	0	0	0	0	1	0
3/13/25	vs. (16) Colorado		18:18	2-3	0-1	4-4	1-1	2	5	0	2	0	1	8
3/14/25	vs. #17/18 (4) BYU	*	22:19	1-5	0-3	0-1	1-0	1	1	0	2	0	3	2
3/15/25	vs. rv/#24 Arizona	*	20:37	1-3	0-1	0-0	0-2	2	1	0	0	0	0	2
3/20/25	vs. (16) SIUE		25:56	4-8	1-3	1-2	0-4	4	2	0	1	0	2	10
3/22/25	vs. #24/23 (8) Gonzaga		9:40	0-0	0-0	0-0	0-1	1	1	0	0	0	0	0
3/28/30	vs. #22/22 (8) Purdue		---	---	---	---	---	---	---	---	---	---	---	---

CAREER STATISTICS

Year	W-L	GP-GS	MP	FG-FGA	Pct	3P-A	Pct	FT-FTA	Pct	Off-Def	Reb - Avg	PF-DQ	Ast	TO	Blk	Stl	Pts - Avg
2022-23	30-4	34-1	471	49-133	.368	17-68	.250	10-19	.526	30-54	84 - 2.5	36-0	19	19	5	22	125 - 3.7
2023-24	11-0	11-0	201	22-57	.386	6-21	.286	10-19	.526	23-27	50 - 4.5	13-0	8	4	6	10	60 - 5.5
2024-25	32-4	36-6	763	95-209	.455	26-78	.333	35-48	.729	35-67	102 - 2.8	45-1	29	24	12	36	251 - 7.0
Totals	73-8	81-7	1,436	166-399	.416	49-167	.293	55-86	.640	88-148	236 - 2.9	94-1	56	47	23	68	436 - 5.4

2 NCAA National Championship Game Appearances • 6 NCAA Final Four Appearances • 26 NCAA Tournaments • 22 Conference Championships • 2 NBA Draft No. 1 Overall Picks • 12 NBA Draft First-Round Selections


ARCENEUX's 2023-24 GAME-BY-GAME (11-0 • 0-0 Big 12)

Opponent	Date	GS	Min	FG-A	3FG-A	FT-A	Off-Def	Tot	PF	A	TO	Blk	Stl	Pts
ULM	11/6/23		19:25	2-6	0-3	1-2	1-3	4	1	1	0	0	3	5
TEXAS A&M-CORPUS CHRISTI	11/11/23		18:32	2-5	0-2	1-2	3-5	8	0	0	0	1	1	5
STETSON	11/13/23		21:35	3-5	1-2	3-3	1-1	2	0	1	0	1	3	10
vs. Towson	11/16/23		17:05	2-5	1-2	2-4	0-1	1	1	0	0	0	0	7
vs. Utah	11/17/23		26:13	3-6	1-3	1-2	2-2	4	2	2	0	1	0	8
vs. Dayton	11/19/23		15:12	2-4	1-1	0-0	3-0	3	1	1	0	0	0	5
MONTANA	11/24/23		19:10	1-8	0-2	2-6	3-6	9	1	1	0	0	1	4
at Xavier	12/1/23		13:21	1-3	0-0	0-0	0-0	0	3	0	0	1	1	2
RICE	12/6/23		23:14	3-9	0-2	0-0	4-5	9	2	1	1	1	0	6
JACKSON STATE	12/9/23		22:00	3-6	2-4	0-0	6-4	10	2	1	3	0	1	8
vs. rv/rv Texas A&M	12/16/23		5:36	0-0	0-0	0-0	0-0	0	0	0	0	1	0	0

Sat out for the remainder of the season with a foot injury

ARCENEUX's 2022-23 GAME-BY-GAME (30-4 • 15-1 American)

Opponent	Date	GS	Min	FG-A	3FG-A	FT-A	Off-Def	Tot	PF	A	TO	Blk	Stl	Pts
HOFSTRA	11/9/21	DNP – Coach's Decision												
NORTHERN COLORADO	11/7/22		16:56	3-5	1-3	0-0	2-2	4	0	0	1	0	2	7
vs. Saint Joseph's	11/11/22		10:40	1-5	0-3	1-2	0-3	3	2	0	0	0	0	3
ORAL ROBERTS	11/14/22		22:14	4-7	3-6	3-6	1-4	5	0	0	0	1	1	14
TEXAS SOUTHERN	11/16/22		15:18	2-5	1-4	1-1	3-2	5	0	0	0	0	1	6
at rv/rv Oregon	11/20/22		19:10	6-11	3-5	0-1	3-2	5	1	1	0	0	3	15
KENT STATE	11/26/22		17:46	0-2	0-1	0-0	0-6	6	1	1	0	0	0	0
NORFOLK STATE	11/29/22		23:43	3-8	1-4	0-0	0-3	3	2	0	1	1	0	7
vs. –/rv Saint Mary's (Calif.)	12/3/22		12:58	1-2	0-0	0-0	1-3	4	1	0	1	0	0	2
NORTH FLORIDA	12/6/22		22:10	1-6	0-2	0-0	1-5	6	0	1	1	0	1	2
#8/10 ALABAMA	12/10/22		8:11	0-1	0-1	0-0	0-1	1	0	0	1	0	0	0
NORTH CAROLINA A&T	12/13/22		17:52	1-6	1-6	0-0	1-1	2	4	3	4	0	2	3
at #2/2 Virginia	12/17/22	DNP – Coach's Decision												
MCNEESE	12/21/22		17:08	3-6	1-3	0-0	1-3	4	1	2	1	0	0	7
* at Tulsa	12/28/22		12:59	4-5	1-2	0-0	0-3	3	0	1	0	0	2	9
* UCF	12/31/22	DNP – Coach's Decision												
* SMU	1/5/23		19:01	4-9	1-3	1-2	3-2	5	1	0	1	1	0	10
* at Cincinnati	1/8/23		13:51	2-2	0-0	0-0	1-0	1	0	1	0	1	1	4
* SOUTH FLORIDA	1/11/23		16:57	0-4	0-2	0-0	3-0	3	2	1	0	0	2	0
* at Tulane	1/17/23		3:44	0-1	0-0	0-0	0-0	0	0	1	0	0	0	0
* TEMPLE	1/22/23		3:27	0-1	0-0	0-0	0-0	0	1	0	0	0	0	0
* at UCF	1/25/23		11:49	1-3	0-1	0-0	0-0	0	0	0	1	0	0	2
* CINCINNATI	1/28/23		11:10	1-2	0-1	0-0	0-2	2	0	0	0	1	2	2
* at Wichita State	2/2/23		11:21	1-3	1-3	0-0	0-0	0	1	0	0	0	0	3
* at Temple	2/5/23		2:09	0-0	0-0	0-0	0-0	0	0	0	1	0	0	0
* TULSA	2/8/23		16:14	2-5	1-3	0-0	1-1	2	2	2	1	0	0	5
* at SMU	2/16/23	DNP – Injury												
* MEMPHIS	2/19/23		8:55	1-3	0-2	0-0	0-1	1	0	0	0	0	2	2
* TULANE	2/22/23		11:51	0-2	0-2	0-0	0-2	2	1	2	0	0	0	0
* at East Carolina	2/25/23		11:09	0-1	0-1	0-0	0-2	2	3	0	0	0	0	0
* WICHITA STATE	3/2/23		14:43	1-3	0-0	0-0	2-1	3	1	2	0	0	2	2
* at Memphis	3/5/23		1:44	1-1	0-0	0-1	0-0	0	2	0	1	0	0	2
vs. (9) East Carolina	3/10/23		14:17	1-5	1-2	0-0	0-1	1	1	0	1	0	0	3
vs. (4) Cincinnati	3/11/23		27:41	1-5	0-2	2-3	2-1	3	2	0	1	0	0	4
vs. (2) Memphis	3/12/23	*	35:22	3-10	1-4	2-3	3-0	3	3	1	2	0	0	9
vs. (16) Northern Kentucky	3/16/23		11:38	1-4	0-2	0-0	1-3	4	2	0	0	0	1	2
vs. (9) Auburn	3/18/23		4:45	0-0	0-0	0-0	1-0	1	1	0	0	0	0	0
vs. #16/15 (5) Miami (Fla.)	3/24/23		2:36	0-0	0-0	0-0	0-0	0	1	0	0	0	0	0



#4 L.J. CRYER

Guard

6-1 • 200 • Graduate-1L

Katy, Texas (Morton Ranch HS)

'24 UH graduate in Integrated Studies

Post-baccalaureate work in Health

CAREER HIGHS

Points

30, vs. #22/22 (8) Gonzaga (3/22/25)
30, vs. #9/9 Alabama (11/26/24)
30, vs. rv/#22 Creighton (3/19/23)

Field Goals Made

11, vs. #8/8 Iowa State (2/22/25)
13, vs. rv/#22 Creighton (3/19/23)

Field Goal Attempts

26, vs. #9/9 Alabama (11/26/24)
22, vs. rv/#22 Creighton (3/19/23)

3-Point Field Goals Made

6, done six times; Most recently
vs. #24/23 (8) Gonzaga (3/22/25)
8, vs. West Virginia (2/13/23)

3-Point Field Goal Attempts

13, vs. San Diego State (11/30/24)
12, vs. Norfolk State (11/11/22)

Free Throws Made

10, vs. #9/9 Alabama (11/26/24)
6, vs. #17/17 TCU (1/4/23)

Free Throw Attempts

10, vs. #9/9 Alabama (11/26/24)
7, at Texas Tech (1/17/23)

Rebounds

6, at Colorado (2/8/25)
5, at #10/10 Texas (1/30/23)
5, vs. Northwestern State (12/20/22)

Offensive Rebounds

3, at Colorado (2/8/25)
3, at #21/19 BYU (1/23/24)
2, at Oklahoma State (2/27/23)
2, at #14/16 Kansas State (2/21/23)

Defensive Rebounds

4, done five times; Most recently
vs. #8/8 Iowa State (2/22/25)
5, vs. Northwestern State (12/20/22)

Assists

6, at Arizona State (2/18/25)
6, at #14/16 Kansas State (2/21/23)
6, vs. Central Arkansas (11/17/21)

Steals

4, at Oklahoma State (12/30/24)
4, vs. UCF (1/20/24)
4, vs. Norfolk State (11/11/22)

Blocked Shots

1, done six times; Most recently
at Baylor (3/8/25)
1, vs. McNeese (1/23/22)
1, vs. Kansas State (1/25/22)

Minutes Played

48:00, at #12/11 Kansas (1/25/25)
40, at Oklahoma State (1/27/23)

Accomplished at Baylor

HONORS

- 2024-25 All-America Third Team (USBWA)
- 2024-25 All-America Third Team (NABC)
- 2024-25 All-America Third Team (Associated Press)
- 2024-25 All-America Third Team (The Sporting News)
- 2024-25 Big 12 Conference Scholar-Athlete of the Year
- 2024-25 All-Big 12 Conference First Team
- 2024-25 NABC All-Gulf District First Team
- 2024-25 Big 12 Championship All-Tournament Team
- 1A FAR Academic Excellence Award

GRADUATE (2024-25)

Became 53rd member of Houston's career 1,000-Point Club in Big 12 Conference championship-clinching win vs. Cincinnati... Received 1A FAR Academic Excellence Award in December 2024... Presented to student-athletes who graduate with a cumulative GPA of 3.80 or above and have participated in at least two years of NCAA athletics at an FBS school... Led Houston with 18 points, thanks to six 3-pointers and added three assists with a steal in charity exhibition win vs. #13/15 Texas A&M (10/27)... Led all players with 16 points, thanks to 4-of-6 3-point shooting, and dished out three assists in season-opening win vs. Jackson State inside Fertitta Center (11/4)... Tied for team lead with 13 points and added two assists and a steal against #11/11 Auburn in Mattress Firm Battleground 2k24 inside Toyota Center (11/9)... Led all players with 30 points, thanks to 10-of-10 shooting from the free throw line, and three steals against #9/9 Alabama during first day of Players Era Festival inside MGM Grand

2024-25 GAME-BY-GAME STATISTICS (32-4 • 19-1 Big 12)

Date	Opponent	GS	Min	FG-A	3FG-FGA	FT-FTA	OR-DR	Tot	PF	A	TO	Blk	Stl	Pts
11/4/24	JACKSON STATE	*	18:50	4-8	4-6	4-4	0-1	1	0	3	0	0	0	16
11/9/24	vs. #11/11 Auburn	*	27:37	5-14	1-4	2-3	0-0	0	4	2	1	0	1	13
11/13/24	LOUISIANA	*	16:19	3-6	2-3	0-0	0-2	2	0	1	2	0	1	8
11/22/24	rv/- HOFSTRA	*	26:55	3-10	2-8	0-0	0-3	3	1	3	0	0	3	8
11/26/24	vs. #9/9 Alabama	*	42:16	9-26	2-8	10-10	0-0	0	1	2	1	0	3	30
11/27/24	vs. Notre Dame	*	36:44	2-11	0-6	2-2	0-2	2	1	1	1	0	1	6
11/30/24	vs. San Diego State	*	37:48	7-15	5-13	2-2	0-2	2	3	2	3	1	0	21
12/7/24	BUTLER	*	35:45	7-14	4-7	2-2	0-1	1	1	3	3	0	0	20
12/10/24	TROY	*	32:00	8-11	6-7	0-0	0-2	2	0	0	0	1	2	22
12/18/24	TOLEDO	*	26:45	1-8	0-6	0-0	0-4	4	0	2	0	0	0	2
12/21/24	TEXAS A&M-CORPUS CHRISTI	*	28:43	5-9	5-7	2-2	0-0	0	0	3	1	0	0	17
12/30/24	* at Oklahoma State	*	33:48	6-15	4-8	2-2	0-2	2	1	0	2	0	4	18
1/4/25	* BYU	*	27:11	3-11	3-9	0-0	0-0	0	0	2	1	0	1	9
1/6/25	* TCU	*	25:18	4-9	2-5	0-0	1-1	2	3	3	0	0	1	10
1/11/25	* at Kansas State	*	30:47	3-8	1-3	4-4	0-1	1	0	2	0	0	0	11
1/15/25	* rv/#25 WEST VIRGINIA	*	28:15	5-12	5-10	3-4	1-1	2	2	2	0	0	0	18
1/18/25	* at UCF	*	35:41	2-13	2-7	0-0	1-3	4	1	1	1	0	0	6
1/21/25	* UTAH	*	23:14	4-7	3-4	2-2	0-1	1	0	1	0	0	0	13
1/25/25	* at #12/11 Kansas	*	48:00	2-12	1-8	4-6	0-3	3	4	3	2	0	0	9
1/29/25	* at rv/rv West Virginia	*	35:07	6-12	2-4	3-3	0-3	3	2	3	2	0	1	17
2/1/25	* #22/19 TEXAS TECH	*	44:00	7-14	3-6	5-6	0-4	4	2	2	1	0	0	22
2/4/25	* OKLAHOMA STATE	*	38:36	6-15	4-11	2-2	0-3	3	1	0	2	0	0	18
2/8/25	* at Colorado	*	31:43	6-17	3-9	0-0	3-3	6	3	1	3	0	1	15
2/10/25	* rv/rv BAYLOR	*	30:38	5-11	4-7	0-0	0-1	1	1	3	1	0	0	14
2/15/25	* at #13/13 Arizona	*	35:00	6-12	3-8	0-0	0-1	1	2	2	2	0	0	15
2/18/25	* at Arizona State	*	35:23	6-13	4-10	2-2	0-4	4	1	6	1	0	1	18
2/22/25	* #8/8 IOWA STATE	*	35:36	11-17	5-7	1-1	1-4	5	3	1	2	0	1	28
2/24/25	* at #10/10 Texas Tech	*	31:20	1-5	1-4	2-2	1-2	3	1	3	1	0	1	5
3/1/25	* CINCINNATI	*	34:11	7-13	2-6	4-4	0-1	1	1	1	2	0	0	20
3/3/25	* KANSAS	*	25:32	8-15	4-6	2-2	2-1	3	4	0	1	0	3	22
3/8/25	* at Baylor	*	35:57	6-12	6-9	5-6	1-1	2	1	0	0	1	1	23
3/13/25	vs. (16) Colorado	*	35:12	4-11	2-6	4-4	0-3	3	1	1	2	0	0	14
3/14/25	vs. #17/18 (4) BYU	*	32:58	6-16	4-11	4-5	1-1	2	0	0	0	0	1	20
3/15/25	vs. rv/#24 Arizona	*	35:10	3-10	1-4	2-2	0-2	2	1	2	0	0	2	9
3/20/25	vs. (16) SIUE	*	20:54	5-12	4-9	1-2	0-1	1	1	4	0	0	1	15
3/22/25	vs. #24/23 (8) Gonzaga	*	36:39	8-15	6-11	8-8	0-2	2	1	8	3	0	1	30

CAREER STATISTICS

Year	W-L	GP-GS	MP	FG-FGA	Pct	3P-A	Pct	FT-FTA	Pct	Off-Def	Reb - Avg	PF-DQ	Ast	TO	Blk	Stl	Pts - Avg
2020-21 (at BU)	19-1	20-0	197	21-55	.382	16-44	.364	9-14	.643	3-8	11 - 0.6	7-0	15	9	0	10	67 - 3.4
2021-22 (at BU)	16-3	19-3	491	88-185	.476	52-111	.468	28-36	.778	2-27	29 - 1.5	25-0	32	33	1	15	256 - 13.5
2022-23 (at BU)	21-10	31-31	1,000	163-360	.453	80-193	.415	59-66	.894	7-57	64 - 2.1	44-0	63	48	1	15	465 - 15.0
2023-24	32-5	37-37	1,187	200-487	.411	112-289	.388	61-70	.871	24-64	88 - 2.4	63-2	70	35	4	39	573 - 15.5
2024-25	32-4	36-36	1,156	184-439	.419	110-257	.428	84-92	.913	12-66	78 - 2.2	47-0	68	39	3	31	562 - 15.6
UH Totals	64-9	73-73	2,343	384-926	.415	222-546	.407	145-162	.895	36-130	166 - 2.3	110-2	138	74	7	70	1,135 - 15.5
BH Totals	56-14	70-34	1,688	272-600	.453	148-348	.425	96-116	.828	12-92	104 - 1.5	76-0	110	90	2	30	788 - 11.3
Totals	120-23	143-107	4,033	656-1,526	.430	370-894	.414	241-278	.867	48-222	270 - 1.9	186-2	248	165	9	110	1,923 - 13.4

2 NCAA National Championship Game Appearances • 6 NCAA Final Four Appearances • 26 NCAA Tournaments • 22 Conference Championships • 2 NBA Draft No. 1 Overall Picks • 12 NBA Draft First-Round Selections



#5 Ja'VIER FRANCIS

Center

6-8 • 235 • Senior-3L

New Orleans, La. (Montverde Academy [Fla.])

Health Promotions

@lahjay11 X theJayfrancis10

CAREER HIGHS

Points

23, vs. McNeese (12/21/22)

Field Goals Made

9, vs. McNeese (12/21/22)

Field Goal Attempts

10, vs. North Carolina A&T (12/13/22)

3-Point Field Goals Made

None

3-Point Field Goal Attempts

None

Free Throws Made

6, at Arizona State (2/18/25)

6, at UCF (1/18/25)

Free Throw Attempts

10, vs. McNeese (12/21/22)

Rebounds

15, vs. North Carolina A&T (12/13/22)

Offensive Rebounds

7, at UCF (1/18/25)

7, vs. McNeese (12/21/22)

7, vs. North Carolina A&T (12/13/22)

Defensive Rebounds

8, vs. North Carolina A&T (12/13/22)

Assists

1, done 21 times; Most recently
at #10/10 Texas Tech (2/24/25)

Steals

3, vs. (16) Longwood (3/22/24)

3, vs. Cincinnati (2/27/24)

3, vs. South Florida (1/11/23)

Blocked Shots

5, vs. Texas A&M-Corpus Christi (11/11/23)

Minutes Played

29:00, vs. rv/#24 (3) Arizona (3/15/25)

SENIOR (2024-25)

Became sixth Cougar to compete in 100+ wins during his career in road victory at #13/13 Arizona... Returned to starting lineup against #11/11 Auburn in Mattress Firm Battleground 2k24 inside Toyota Center... Finished with four points and a rebound against the Tigers (11/9)... Led all player with three blocks and added nine points with four rebounds in home win over Louisiana (11/13)... Blocked four shots in home win over Texas A&M-Corpus Christi (12/21)... Scored nine points with five rebounds, including three offensive boards, and a game-high three blocked shots in home win over BYU (1/4)... Grabbed five rebounds and tied for game-high honors with four offensive boards in home win over TCU (1/6)... Scored 11 points and grabbed nine rebounds, including six offensive boards, in road win at Kansas State (1/11)... Posted his first

double-double of the season with 16 points and 10 rebounds, including seven offensive boards, in road win at UCF... Buried 5-of-6 shots from the field and all six free throw attempts against the Knights (1/18)... Grabbed game-high seven rebounds with two offensive boards in road win at #13/13 Arizona... Joined J'wan Roberts, Fabian White Jr., Jamal Shead, Michael Young and Galen Robinson Jr., as only Cougars to compete in 100+ wins during their careers (2/15)... Scored eight points and drained all six free throw attempts with five rebounds, including a game-high four offensive boards, in road win at Arizona State (2/18)... Tied for game-high honors with six rebounds in home win over #8/8 Iowa State (2/22). **Phillips 66 Big 12 Championship:** Blocked three shots and grabbed four rebounds, including three offensive, in Semifinal win over #17/18 (4) BYU (3/14)... Scored eight points and tied for team-high honors with seven rebounds, including a game-high five offensive boards, in Title Game win over rv/#24 (3) Arizona... With Houston leading 66-64 and only 44 seconds remaining, threw down dunk to give Cougars a 4-point advantage (3/15). **NCAA Tournament:** Scored 13 points on 4-of-4 shooting from the field and 5-of-6 from the free throw line in First Round win over (16) SIUE... Also grabbed eight rebounds with a steal against the Cougars (3/20).

2024-25 GAME-BY-GAME STATISTICS (30-4 • 18-1 Big 12)

Date	Opponent	GS	Min	FG-A	3FG-FA	FT-FTA	OR-DR	Tot	PF	A	TO	Blk	Stl	Pts
11/4/24	JACKSON STATE	DNP – Injury												
11/9/24	vs. #11/11 Auburn	*	8:53	1-1	0-0	2-2	0-1	1	2	0	1	0	0	4
11/13/24	LOUISIANA	*	12:37	3-5	0-0	3-4	2-2	4	1	0	0	3	0	9
11/22/24	rv/– HOFSTRA	*	14:45	2-5	0-0	0-0	2-1	3	0	0	0	1	1	4
11/26/24	vs. #9/9 Alabama	*	12:18	0-1	0-0	2-3	1-1	2	4	0	2	0	2	2
11/27/24	vs. Notre Dame	*	10:37	2-3	0-0	0-0	0-2	2	3	0	0	1	0	4
11/30/24	vs. San Diego State	*	20:04	2-5	0-0	1-3	3-3	6	2	1	0	1	0	5
12/7/24	BUTLER		13:46	1-2	0-0	0-0	1-3	4	3	0	1	1	0	2
12/10/24	TROY		18:43	1-2	0-1	0-1	1-3	4	0	1	2	1	0	2
12/18/24	TOLEDO		12:46	1-2	0-0	1-2	1-4	5	4	0	3	0	0	3
12/21/24	TEXAS A&M-CORPUS CHRISTI		18:31	3-5	0-0	3-4	0-0	0	3	0	2	4	2	9
12/30/24	* at Oklahoma State		19:25	1-4	0-0	0-0	0-5	5	2	0	2	1	0	2
1/4/25	* BYU		19:01	4-6	0-0	1-2	3-2	5	2	0	1	3	1	9
1/6/25	* TCU		16:28	1-3	0-0	2-2	4-1	5	1	1	0	0	0	4
1/11/25	* at Kansas State		14:29	5-9	0-0	1-3	6-3	9	3	0	0	1	1	11
1/15/25	* rv/#25 WEST VIRGINIA		14:50	1-2	0-0	0-0	2-2	4	2	0	0	0	1	2
1/18/25	* at UCF		24:38	5-6	0-0	6-6	7-3	10	2	0	1	1	0	16
1/21/25	* UTAH		16:56	3-4	0-0	0-0	1-1	2	1	1	1	1	2	6
1/25/25	* at #12/11 Kansas		14:26	2-3	0-0	0-1	1-1	2	2	0	0	0	1	4
1/29/25	* at rv/rv West Virginia		11:28	3-3	0-0	0-0	2-3	5	0	0	1	0	1	6
2/1/25	* #22/19 TEXAS TECH		12:38	2-2	0-0	3-4	2-1	3	4	0	1	1	0	7
2/4/25	* OKLAHOMA STATE	DNP – Injury												
2/8/25	* at Colorado		3:47	0-0	0-0	0-0	1-1	2	4	0	0	0	0	0
2/10/25	* rv/rv BAYLOR		12:37	1-1	0-0	2-2	2-1	3	3	1	1	0	1	4
2/15/25	* at #13/13 Arizona		15:08	1-4	0-0	0-0	2-5	7	3	0	2	1	0	2
2/18/25	* at Arizona State		12:28	1-4	0-0	6-6	4-1	5	4	0	1	0	0	8
2/22/25	* #8/8 IOWA STATE		24:07	1-3	0-0	0-1	1-5	6	0	0	1	2	0	2
2/24/25	* at #10/10 Texas Tech		18:54	1-1	0-0	0-0	1-5	6	1	1	2	1	0	2
3/1/25	* CINCINNATI		18:32	2-2	0-0	2-3	3-3	6	1	0	2	0	0	6
3/3/25	* KANSAS	*	15:11	0-0	0-0	0-3	1-2	3	0	0	0	2	1	0
3/8/25	* at Baylor		10:12	2-2	0-0	0-0	1-3	4	3	0	0	0	0	4
3/13/25	vs. (16) Colorado		11:41	1-2	0-0	4-4	1-2	3	4	0	1	0	0	6
3/14/25	vs. (17/18 (4) BYU		14:19	2-2	0-0	0-0	3-1	4	2	0	2	3	0	4
3/15/25	vs. rv/#24 Arizona		29:00	3-4	0-0	2-2	5-2	7	1	0	3	0	0	8
3/20/25	vs. (16) SIUE		15:12	4-4	0-0	5-6	4-4	8	1	0	0	0	1	13
3/22/25	vs. #24/23 (8) Gonzaga		19:22	0-3	0-0	1-2	0-1	1	4	0	0	2	0	1
3/28/25	vs. #22/22 (4) Purdue		--	--	--	--	--	--	--	--	--	--	--	--

CAREER STATISTICS

Year	W-L	GP-GS	MP	FG-FGA	Pct	3P-A	Pct	FT-FTA	Pct	Off-Def	Reb – Avg	PF-DQ	Ast	TO	Blk	Stl	Pts – Avg
2021-22	17-1	18-0	73	9-14	.643	0-0	.000	3-9	.333	5-11	16 – 0.9	5-0	0	6	11	1	21 – 1.2
2022-23	32-3	35-1	362	62-87	.713	0-0	.000	26-44	.591	50-72	122 – 3.5	56-0	6	10	39	12	150 – 4.3
2023-24	32-5	37-37	765	93-144	.646	0-0	.000	37-70	.529	83-109	192 – 5.2	99-5	9	29	59	34	223 – 6.0
2024-25	30-4	34-7	528	62-105	.590	0-1	.000	47-66	.712	68-78	146 – 4.3	72-0	6	33	32	15	171 – 5.0
Totals	111-13	124-45	1,728	226-350	.646	0-1	.000	113-189	.598	206-270	476 – 3.8	232-5	21	78	141	62	565 – 4.6

2 NCAA National Championship Game Appearances • 6 NCAA Final Four Appearances • 26 NCAA Tournaments • 22 Conference Championships • 2 NBA Draft No. 1 Overall Picks • 12 NBA Draft First-Round Selections

FRANCIS' 2023-24 GAME-by-GAME (32-5 • 15-3 Big 12)

Opponent	GS	Min	FG-A	3FG-A	FT-A	O-D-T	PF	A	TO	Blk	Stl	Pts
ULM	*	17:44	3-3	0-0	3-4	2-2-4	3	0	1	1	2	9
TEXAS A&M	*	20:14	5-7	0-0	3-4	1-3-4	1	0	0	5	2	13
STETSON	*	18:27	2-4	0-0	2-4	3-4-7	2	0	0	0	2	6
vs. Towson	*	23:29	5-6	0-0	0-0	1-2-3	3	1	1	0	0	10
vs. Utah	*	14:53	0-0	0-0	1-2	1-2-3	3	0	2	1	1	1
vs. Dayton	*	21:15	1-4	0-0	0-0	5-4-9	3	0	0	1	0	2
MONTANA	*	15:11	0-0	0-0	2-4	1-4-5	1	0	1	1	0	2
at Xavier	*	22:54	0-2	0-0	0-3	2-5-7	4	1	3	3	0	0
RICE	*	18:31	4-8	0-0	2-4	2-0-2	1	0	1	1	2	10
JACKSON STATE	*	13:51	1-1	0-0	2-2	1-4-5	2	0	1	0	0	4
vs. rv/rv Texas A&M	*	16:38	2-5	0-0	1-1	2-3-5	4	0	1	3	0	5
TEXAS STATE	*	22:08	5-5	0-0	3-7	2-3-5	2	0	0	2	1	13
PENN	*	19:44	3-8	0-0	0-0	5-4-9	2	0	2	2	1	6
* WEST VIRGINIA	*	17:14	6-8	0-0	1-1	2-3-5	2	0	1	2	0	13
* at rv/rv Iowa State	*	21:23	1-3	0-0	1-2	2-4-6	3	0	0	1	2	3
* at rv/rv TCU	*	21:06	1-1	0-0	0-0	3-3-6	2	0	0	2	0	2
* #25/25 TEXAS TECH	*	24:52	3-7	0-0	0-0	2-4-6	1	0	0	2	1	6
* UCF	*	22:37	4-4	0-0	2-2	3-3-6	2	0	0	3	0	10
* at #21/19 BYU	*	26:53	3-4	0-0	0-0	1-3-4	0	0	1	1	0	6
* rv/rv KANSAS STATE	*	19:47	0-0	0-0	2-4	3-5-8	2	1	0	1	2	2
* at rv/rv Texas	*	25:38	1-2	0-0	2-2	2-6-8	5	1	0	1	0	4
* at #8/9 Kansas	*	3:55	1-1	0-0	0-0	0-0-0	1	0	0	0	0	2
* OKLAHOMA STATE	*	21:06	4-6	0-0	0-0	2-4-6	4	0	0	0	2	8
* at Cincinnati	*	18:05	2-3	0-0	1-2	4-2-6	4	0	0	1	0	5
* rv/rv TEXAS	*	24:55	3-6	0-0	1-2	4-2-6	3	0	2	2	1	7
* #6/6 IOWA STATE	*	26:49	2-3	0-0	0-4	2-5-7	2	1	1	1	1	4
* at #11/11 Baylor	*	21:44	4-5	0-0	0-0	1-1-2	4	0	0	2	1	8
* CINCINNATI	*	25:53	3-3	0-0	0-2	2-3-5	3	0	2	3	3	6
* at rv/rv Oklahoma	*	12:16	0-1	0-0	1-2	0-1-1	5	0	0	1	1	1
* at UCF	*	26:39	4-6	0-0	2-2	6-2-8	2	0	2	2	1	10
* #14/15 KANSAS	*	9:58	4-4	0-0	0-0	0-0-0	5	0	0	0	2	8
vs. (8) TCU	*	23:55	2-4	0-0	0-0	3-6-9	2	1	2	2	0	4
vs. #25/23 (4) Texas Tech	*	29:09	5-6	0-0	2-2	4-5-9	3	0	1	3	2	12
vs. #7/8 (2) Iowa State	*	18:59	3-4	0-0	0-0	3-1-4	5	0	1	1	0	6
vs. (16) Longwood	*	23:58	3-3	0-0	2-4	1-3-4	2	2	0	2	3	8
vs. (9) Texas A&M	*	18:52	0-1	0-0	0-0	0-0-0	5	0	1	4	1	0
vs. (4) Duke	*	34:37	3-6	0-0	1-4	5-3-8	1	1	2	2	0	7

FRANCIS' 2021-22 GAME-BY-GAME (17-1 • 7-1 American)

Opponent	GS	Min	FG-A	3FG-A	FT-A	O-D-T	PF	A	TO	Blk	Stl	Pts
HOFSTRA	DNP											
RICE	10:03	0-1	0-0	0-1	1-2-3	0	0	1	1	0	0	0
rv/#25 VIRGINIA	1:24	0-0	0-0	0-0	0-0-0	0	0	0	0	0	0	0
vs. Butler	3:20	0-1	0-0	0-0	0-0-0	0	0	0	0	0	0	0
vs. Wisconsin	DNP											
vs. rv/#23 Oregon	5:44	2-2	0-0	0-0	0-1-1	0	0	0	1	0	4	4
NORTHWESTERN STATE	10:03	1-1	0-0	0-0	1-3-4	1	0	1	1	0	2	2
BRYANT	DNP											
ALCORN STATE	5:10	1-1	0-0	0-0	1-0-1	0	0	0	1	0	2	2
at #9/9 Alabama	DNP											
LOUISIANA	DNP											
vs. Oklahoma State	DNP											
TEXAS STATE	5:58	2-3	0-0	0-1	0-0-0	0	0	1	1	1	4	4
* CINCINNATI	Postponed											
* at Temple	DNP											
* at South Florida	00:52	0-0	0-0	0-0	0-0-0	0	0	0	0	0	0	0
* WICHITA STATE	DNP											
* at Tulsa	DNP											
* SOUTH FLORIDA	3:04	1-1	0-0	0-0	0-1-1	0	0	1	1	0	2	2
* EAST CAROLINA	10:31	0-1	0-0	2-5	2-0-2	2	0	1	4	0	2	2
* at UCF	DNP											
* TULANE	DNP											
* at Cincinnati	2:11	0-0	0-0	0-0	0-1-1	0	0	0	0	0	0	0
* at SMU	DNP											
* MEMPHIS	DNP											
* UCF	DNP											
* at Wichita State	DNP											
* at Tulane	1:02	2-2	0-0	0-0	0-1-1	0	0	0	0	0	4	4
* rv/rv SMU	1:40	0-0	0-0	0-0	0-0-0	1	0	1	0	0	0	0
* CINCINNATI	DNP											
* TEMPLE	1:53	0-0	0-0	0-0	0-0-0	1	0	0	1	0	0	0
* at Memphis	4:20	0-1	0-0	0-0	0-1-1	0	0	0	0	0	0	0
vs. Cincinnati	0:40	0-0	0-0	0-0	0-1-1	0	0	0	0	0	0	0
vs. Tulane	4:34	0-0	0-0	1-2	0-0-0	0	0	0	0	0	1	1
vs. Memphis	DNP											
vs. UAB	0:41	0-0	0-0	0-0	0-0-0	0	0	0	0	0	0	0
vs. #19/16 Illinois	DNP											
vs. #2/2 Arizona	DNP											
vs. #6/5 Villanova	DNP											

FRANCIS' 2022-23 GAME-BY-GAME (32-3 • 17-1 American)

Opponent	GS	Min	FG-A	3FG-A	FT-A	O-D-T	PF	A	TO	Blk	Stl	Pts
NORTHERN COLORADO	15:28	1-4	0-0	0-0	1-2-3	4	0	0	3	0	2	2
vs. Saint Joseph's	5:42	0-0	0-0	0-0	0-0-0	1	0	0	3	0	0	0
ORAL ROBERTS	16:32	5-7	0-0	1-4	4-7-11	4	0	0	2	2	11	11
TEXAS SOUTHERN	15:06	3-5	0-0	1-2	3-3-6	1	0	1	2	0	7	7
at rv/rv Oregon	7:17	0-1	0-0	0-0	0-0-0	1	0	0	0	0	0	0
KENT STATE	7:52	1-1	0-0	1-2	3-1-4	1	0	2	0	0	3	3
NORFOLK STATE	16:30	5-5	0-0	1-2	4-4-8	0	0	1	3	2	11	11
vs. -/rv Saint Mary's (Calif.)	2:16	0-0	0-0	0-0	0-0-0	1	0	0	1	0	0	0
NORTH FLORIDA	19:08	7-9	0-0	0-0	2-2-4	2	0	2	4	1	14	14
#8/10 ALABAMA	1:51	1-2	0-0	0-0	0-0-0	2	0	0	0	0	2	2
NORTH CAROLINA A&T	27:57	7-10	0-0	3-4	7-8-15	2	0	0	3	0	17	17
at #2/2 Virginia	3:38	1-1	0-0	1-1	0-0-0	1	0	0	0	0	3	3
MCNEESE	25:25	9-9	0-0	5-10	7-6-13	1	0	0	1	1	23	23
* at Tulsa	14:04	1-1	0-0	2-2	1-3-4	2	1	1	4	0	4	4
* UCF	19:38	3-5	0-0	3-4	2-5-7	4	1	1	1	2	9	9
* SMU	20:48	4-4	0-0	0-0	4-3-7	2	0	1	2	0	8	8
* at Cincinnati	10:33	1-2	0-0	0-0	0-1-1	4	1	0	2	0	2	2
* SOUTH FLORIDA	21:26	2-4	0-0	2-2	2-4-6	3	0	0	3	3	6	6
* at Tulane	9:08	2-2	0-0	0-1	0-3-3	0	0	0	0	0	4	4
* TEMPLE	6:07	1-1	0-0	0-0	0-2-2	0	0	0	0	0	2	2
* at UCF	8:52	0-1	0-0	0-0	2-1-3	1	0	0	1	0	0	0
* CINCINNATI	6:04	1-1	0-0	0-0	0-1-1	0	0	0	0	0	2	2
* at Wichita State	7:48	0-0	0-0	0-0	0-1-1	2	0	0	0	0	0	0
* at Temple	5:38	0-2	0-0	0-0	2-1-3	0	0	0	2	1	0	0
* TULSA	14:46	3-5	0-0	0-0	3-3-6	1	0	1	0	0	6	6
* at SMU	6:43	1-1	0-0	1-2	0-1-1	2	0	0	0	0	3	3
* MEMPHIS	3:37	1-1	0-0	2-3	0-0-0	0	0	0	1	0	4	4
* TULANE	5:25	0-0	0-0	0-0	0-3-3	1	1	0	0	0	0	0
* at East Carolina	12:18	1-2	0-0	1-2	2-4-6	3	1	0	0	0	3	3
* WICHITA STATE	5:42	0-0	0-0	2-2	1-0-1	2	1	0	0	0	2	2
* at Memphis	1:36	0-0	0-0	0-0	0-0-0	2	0	0	1	0	0	0
vs. (9) East Carolina	5:36	0-0	0-0	0-0	0-0-0	3	0	0	0	0	0	0
vs. (4) Cincinnati	8:32	1-1	0-0	0-1	0-3-3	1	0	0	0	0	2	2
vs. (2) Memphis	DNP											
vs. (16) Northern Kentucky	DNP											
vs. (9) Auburn	1:10	0-0	0-0	0-0	0-0-2	0	0	0	0	0	0	0
vs. #16/15 (5) Miami (Fla.)	1:30	0-0	0-0	0-0	0-0-0	1	0	0	0	0	0	0



#0 KORDELIUS JEFFERSON

Guard

6-3 • 200 • r-Freshman-RS (RS '23-24)

Bogue Chitto, Miss.

James Martin HS [Arlington, Texas]

Undeclared Major

korrdel

Scored five points with a rebounds in First Round win over SIEU inside INTRUST Bank Arena in Wichita, Kan. (3/20).

CAREER HIGHS

Points

5, vs. (16) SIEU (3/20/25)

Field Goals Made

2, vs. (16) SIEU (3/20/25)
2, vs. Jackson State (11/4/24)

Field Goal Attempts

6, vs. (16) SIEU (3/20/25)

3-Point Field Goals Made

1, vs. SIEU (3/20/25)
1, vs. BYU (1/4/25)

3-Point Field Goal Attempts

3, vs. SIEU (3/20/25)
3, vs. BYU (1/4/25)

Free Throws Made

None

Free Throw Attempts

None

Rebounds

2, vs. Jackson State (11/4/24)

Offensive Rebounds

None

Defensive Rebounds

2, vs. Jackson State (11/4/24)

Assists

None

Steals

1, vs. Utah (1/22/25)

Blocked Shots

1, vs. SIEU (3/20/25)
1, vs. Hofstra (11/22/24)

Minutes Played

8:38, vs. SIEU (3/20/25)

REDSHIRT FRESHMAN (2024-25)

Scored three points with two assists and two rebounds in charity exhibition win vs. #13/15 Texas A&M (10/27)... Made his collegiate regular-season debut in home win vs. Jackson State... Finished with four points and two rebounds against the Tigers (11/4). **NCAA Tournament:**

2024-25 GAME-by-GAME STATISTICS (15-0 • 5-0 Big 12)

Date	Opponent	GS	Min	FG-A	3FG-FGA	FT-FTA	OR-DR	Tot	PF	A	TO	Blk	Stl	Pts
11/4/24	JACKSON STATE		5:37	2-3	0-1	0-0	0-2	2	2	0	0	0	0	4
11/9/24	vs. #11/11 Auburn	DNP	Coach's Decision											
11/13/24	LOUISIANA		7:26	0-2	0-1	0-0	0-0	0	0	0	0	0	0	0
11/22/24	rv/- HOFSTRA		3:25	0-1	0-1	0-0	0-0	0	0	0	1	1	0	0
11/26/24	vs. #9/9 Alabama	DNP	Coach's Decision											
11/27/24	vs. Notre Dame	DNP	Coach's Decision											
11/30/24	vs. San Diego State	DNP	Coach's Decision											
12/7/24	BUTLER		1:43	1-1	0-0	0-0	0-0	0	0	0	0	0	0	2
12/10/24	TROY		2:20	0-1	0-1	0-0	0-0	2	0	0	0	0	0	0
12/18/24	TOLEDO		3:38	0-0	0-0	0-0	0-0	0	0	0	0	0	0	0
12/21/24	TEXAS A&M-CORPUS CHRISTI		6:21	0-1	0-1	0-0	0-0	0	1	0	0	0	0	0
12/30/24	* at Oklahoma State		1:16	0-0	0-0	0-0	0-0	0	0	0	0	0	0	0
1/4/25	* BYU		4:12	1-3	1-3	0-0	0-0	0	0	0	1	0	0	3
1/6/25	* TCU	DNP	Illness											
1/11/25	* at Kansas State		3:16	1-1	0-0	0-0	0-0	0	1	0	1	0	0	2
1/15/25	* rv/#25 WEST VIRGINIA	DNP	Coach's Decision											
1/18/25	* at UCF	DNP	Coach's Decision											
1/21/25	* UTAH		7:55	0-2	0-2	0-0	0-0	0	1	0	0	0	1	0
1/25/25	* at #12/11 Kansas	DNP	Coach's Decision											
1/29/25	* at rv/rv West Virginia	DNP	Coach's Decision											
2/1/25	* #22/19 TEXAS TECH	DNP	Coach's Decision											
2/4/25	* OKLAHOMA STATE	DNP	Coach's Decision											
2/8/25	* at Colorado	DNP	Coach's Decision											
2/10/25	* rv/rv BAYLOR	DNP	Coach's Decision											
2/15/25	* at #13/13 Arizona	DNP	Coach's Decision											
2/18/25	* at Arizona State		0:42	0-0	0-0	0-0	0-0	0	0	0	0	0	0	0
2/22/25	* #8/8 IOWA STATE	DNP	Coach's Decision											
2/24/25	* at #10/10 Texas Tech	DNP	Coach's Decision											
3/1/25	* CINCINNATI	DNP	Coach's Decision											
3/3/25	* KANSAS	DNP	Coach's Decision											
3/8/25	* at Baylor	DNP	Coach's Decision											
3/13/25	vs. (16) Colorado		0:59	0-0	0-0	0-0	0-0	0	0	0	0	0	0	0
3/14/25	vs. #17/18 (4) BYU		1:37	0-0	0-0	0-0	0-0	0	0	0	0	0	0	0
3/15/25	vs. rv/#24 (3) Arizona	DNP	Coach's Decision											
3/20/25	vs. (16) SIEU		8:38	2-6	1-3	0-1	0-1	1	2	0	0	1	0	5
3/22/25	vs. #24/23 (8) Gonzaga	DNP	Coach's Decision											
3/28/25	vs. #22/22 (4) Purdue		---	---	---	---	---	---	---	---	---	---	---	---

CAREER STATISTICS

Year	W-L	GP-GS	MP	FG-FGA	Pct	3P-A	Pct	FT-FTA	Pct	Off-Def	Reb - Avg	PF-DQ	Ast	TO	Blk	Stl	Pts - Avg
2023-24	0-0																
2024-25	15-0	15-0	59	7-21	.333	2-13	.154	0-1	.000	0-3	3 - 0.2	9-0	0	3	2	1	16 - 1.1
Totals	15-0	15-0	59	7-21	.333	2-13	.154	0-1	.000	0-3	3 - 0.2	9-0	0	3	2	1	16 - 1.1



#2 CEDRIC LATH

Center

6-9 • 260 • r-Sophomore-1L (RS' 22-23)

Abidjan, Ivory Coast (Balboa School [San Diego])

Undeclared Major

ced_lath X AguyCedric

(12/18)... Snared two rebounds in road win at Kansas State (1/11)... Posted five rebounds, including four offensive boards, and blocked two shots in home win over Utah (1/22). **NCAA Tournament:** Grabbed three offensive rebounds in First Round win over (16) SIUE inside INTRUST Bank Arena in Wichita, Kan, (3/20).

CAREER HIGHS

Points

4, vs. Jackson State (11/4/24)

Field Goals Made

2, vs. Jackson State (11/4/24)

Field Goal Attempts

3, vs. Hofstra (11/22/24)
3, vs. Louisiana (11/13/24)
3, vs. Jackson State (11/4/24)

3-Point Field Goals Made

None

3-Point Field Goal Attempts

None

Free Throws Made

1, done four times; Most recently vs. (16) SIUE (3/20/25)

Free Throw Attempts

4, vs. Utah (1/22/25)

Rebounds

6, vs. #7/8 (2) Iowa State (3/16/24)

Offensive Rebounds

4, vs. Utah (1/22/25)

Defensive Rebounds

3, vs. #7/8 (2) Iowa State (3/16/24)

Assists

1, vs. Louisiana (11/13/24)

Steals

1, vs. Jackson State (11/4/24)
1, vs. #14/15 Kansas (3/9/24)

Blocked Shots

3, vs. (16) Longwood (3/24/24)

Minutes Played

21:01, vs. #7/8 (2) Iowa State (3/16/24)

REDSHIRT SOPHOMORE (2024-25)

Blocked a shot in charity exhibition win vs. #13/15 Texas A&M (10/27)... Finished with four points on 2-of-3 shooting and added three offensive rebounds with a steal in season-opening win over Jackson State inside Fertitta Center (11/4)... Grabbed five rebounds, including three offensive, and scored two points with an assist in home win over Louisiana (11/13)... Scored two points and blocked a shot in home win over Hofstra (11/22)... Grabbed a team-high three offensive rebounds in home win over Toledo

2024-25 GAME-by-GAME STATISTICS (18-1 • 8-0 Big 12)

Date	Opponent	GS	Min	FG-A	3FG-FGA	FT-FTA	OR-DR	Tot	PF	A	TO	Blk	Stl	Pts
11/4/24	JACKSON STATE		16:12	2-3	0-0	0-0	3-0	3	2	0	0	0	0	4
11/9/24	vs. #11/11 Auburn	DNP	Coach's Decision											
11/13/24	LOUISIANA		10:10	1-3	0-0	0-1	3-2	5	1	1	0	0	0	2
11/22/24	rv/- HOFSTRA		8:27	1-3	0-0	0-0	0-0	0	0	0	0	1	0	2
11/26/24	vs. #9/9 Alabama	DNP	Coach's Decision											
11/27/24	vs. Notre Dame		2:47	0-0	0-0	0-0	0-0	0	1	0	0	0	0	0
11/30/24	vs. San Diego State		0:01	0-0	0-0	0-0	0-0	0	0	0	0	0	0	0
12/7/24	BUTLER		1:43	0-0	0-0	0-0	0-0	0	0	0	0	0	0	0
12/10/24	TROY		2:20	0-0	0-0	0-0	0-0	0	0	0	0	0	0	0
12/18/24	TOLEDO		9:10	1-1	0-0	0-2	3-0	3	4	0	0	0	0	2
12/21/24	TEXAS A&M-CORPUS CHRISTI		12:12	0-0	0-0	1-2	1-1	2	1	0	0	0	0	1
12/30/24	* at Oklahoma State		1:16	0-0	0-0	0-0	0-0	0	1	0	0	0	0	0
1/4/25	* BYU		4:12	0-0	0-0	0-0	0-0	0	2	0	0	1	0	0
1/6/25	* TCU		1:32	0-0	0-0	0-0	0-0	0	0	0	0	0	0	0
1/11/25	* at Kansas State		3:16	0-0	0-0	0-0	1-1	2	1	0	0	0	0	0
1/15/25	* rv/#25 WEST VIRGINIA	DNP	Coach's Decision											
1/18/25	* at UCF	DNP	Coach's Decision											
1/21/25	* UTAH		13:45	0-0	0-0	1-4	4-1	5	2	0	1	2	0	1
1/25/25	* at #12/11 Kansas	DNP	Coach's Decision											
1/29/25	* at rv/rv West Virginia	DNP	Coach's Decision											
2/1/25	* #22/19 TEXAS TECH	DNP	Coach's Decision											
2/4/25	* OKLAHOMA STATE		8:06	0-0	0-0	0-0	1-0	1	2	0	0	0	0	0
2/8/25	* at Colorado		4:52	0-0	0-0	0-0	0-1	1	0	0	0	0	0	0
2/10/25	* rv/rv BAYLOR	DNP	Coach's Decision											
2/15/25	* at #13/13 Arizona	DNP	Coach's Decision											
2/18/25	* at Arizona State		2:30	0-0	0-0	0-0	0-0	0	1	0	0	0	0	0
2/22/25	* #8/8 IOWA STATE	DNP	Coach's Decision											
2/24/25	* at #10/10 Texas Tech	DNP	Coach's Decision											
3/1/25	* CINCINNATI	DNP	Coach's Decision											
3/3/25	* KANSAS	DNP	Coach's Decision											
3/8/25	* at Baylor	DNP	Coach's Decision											
3/13/25	vs. (16) Colorado	DNP	Coach's Decision											
3/14/25	vs. #17/18 (4) BYU		1:37	0-0	0-0	0-0	0-0	0	1	0	1	0	0	0
3/15/25	vs. rv/#24 (3) Arizona	DNP	Coach's Decision											
3/20/25	vs. (16) SIUE		7:52	0-1	0-0	1-2	3-0	3	1	1	0	0	1	0
3/22/25	vs. #24/23 (8) Gonzaga	DNP	Coach's Decision											
3/28/25	vs. #22/22 (4) Purdue		--	--	--	--	--	--	--	--	--	--	--	--

CAREER STATISTICS

Year	W-L	GP-GS	MP	FG-FGA	Pct	3P-A	Pct	FT-FTA	Pct	Off-Def	Reb - Avg	PF-DQ	Ast	TO	Blk	Stl	Pts - Avg
2022-23	0-0									Redshirt							
2023-24	23-2	25-0	139	2-7	.286	0-0	.000	1-5	.200	13-7	20 - 0.8	22-0	0	5	8	1	5 - 0.2
2024-25	18-1	19-0	112	5-11	.455	0-0	.000	3-11	.273	19-6	25 - 1.3	20-0	1	3	6	1	13 - 0.7
Totals	41-3	44-0	251	7-18	.389	0-0	.000	4-16	.250	32-13	45 - 1.0	42-0	1	8	14	2	18 - 0.4

LATH's 2022-23 GAME-BY-GAME (23-2 • 9-0 Big 12)

Opponent	Date	GS	Min	FG-A	3FG-A	FT-A	Off-Def	Tot	PF	A	TO	Blk	Stl	Pts
ULM	11/6/23		2:58	0-0	0-0	0-0	0-0	0	1	0	0	0	0	0
TEXAS A&M-CORPUS CHRISTI	11/11/23		2:47	0-1	0-0	0-0	1-0	1	0	0	1	0	0	0
STETSON	11/13/23		2:19	0-0	0-0	0-0	0-0	0	0	0	0	0	0	0
vs. Towson	11/16/23		1:37	0-0	0-0	0-0	0-0	0	0	0	0	0	0	0
vs. Utah	11/17/23	DNP – Coach's Decision												
vs. Dayton	11/19/23		1:38	0-0	0-0	0-0	0-0	0	0	0	0	0	0	0
MONTANA	11/24/23		2:47	0-0	0-0	0-0	1-0	1	0	0	0	0	0	0
at Xavier	12/1/23	DNP – Coach's Decision												
RICE	12/6/23		4:43	0-1	0-0	0-0	2-0	2	4	0	1	0	0	0
JACKSON STATE	12/9/23		3:08	0-1	0-0	0-0	0-0	0	1	0	0	0	0	0
vs. rv/rv Texas A&M	12/16/23	DNP – Coach's Decision												
TEXAS STATE	12/21/23		2:52	0-0	0-0	0-0	0-0	0	0	0	0	1	0	0
PENN	12/30/23		3:52	0-0	0-0	1-2	1-0	1	0	0	0	0	0	1
* WEST VIRGINIA	1/6/24		2:34	0-0	0-0	0-0	0-0	0	1	0	0	0	0	0
* at rv/rv Iowa State	1/9/24	DNP – Coach's Decision												
* at rv/rv TCU	1/13/24	DNP – Coach's Decision												
* #25/25 TEXAS TECH	1/17/24		1:16	1-1	0-0	0-0	1-0	1	0	0	0	0	0	0
* UCF	1/20/24		2:41	0-0	0-0	0-0	0-0	0	1	0	0	0	0	0
* at #21/19 BYU	1/23/24	DNP – Coach's Decision												
* rv/rv KANSAS STATE	1/27/24		2:28	0-0	0-0	0-0	0-0	0	1	0	0	0	0	0
* at rv/rv Texas	1/29/24	DNP – Coach's Decision												
* at #8/9 Kansas	2/3/24	DNP – Coach's Decision												
* OKLAHOMA STATE	2/6/24		4:21	0-0	0-0	0-0	1-0	1	1	0	1	0	0	0
* at Cincinnati	2/10/24	DNP – Coach's Decision												
* rv/- TEXAS	2/17/24		1:34	0-0	0-0	0-0	0-0	0	0	0	0	0	0	0
* #6/6 IOWA STATE	2/19/24	DNP – Coach's Decision												
* at #11/11 Baylor	2/24/24	DNP – Coach's Decision												
* CINCINNATI	2/27/24	DNP – Coach's Decision												
* at rv/rv Oklahoma	3/2/24		10:14	0-0	0-0	0-0	0-2	2	0	0	0	1	0	0
* at UCF	3/6/24		4:02	0-0	0-0	0-0	0-0	0	0	0	0	0	0	0
* #14/15 KANSAS	3/9/24		17:57	0-0	0-0	0-0	1-0	1	3	0	1	1	1	0
vs. (8) TCU	3/14/24		8:56	0-1	0-0	0-0	1-1	2	2	0	0	1	0	0
vs. #25/23 (4) Texas Tech	3/15/24		7:26	1-1	0-0	0-1	0-0	0	3	0	0	1	0	2
vs. #7/8 (2) Iowa State	3/16/24		21:01	0-1	0-0	0-0	3-3	6	0	0	0	0	0	0
vs. (16) Longwood	3/22/24		16:02	0-0	0-0	0-2	1-0	1	0	0	1	3	0	0
vs. (9) Texas A&M	3/24/24		8:07	0-0	0-0	0-0	0-1	1	1	0	0	0	0	0
vs. #13/14 (4) Duke	3/29/24		1:56	0-0	0-0	0-0	0-0	2	0	0	0	0	0	0



#24 CHASE McCARTY

Forward

6-6 • 220 • Freshman-HS

Huntsville, Ala. (IMG Academy [Fla.])

Undeclared Major

📷 chase_mccarty X Chasemccarty21

CAREER HIGHS

Points

None

Field Goals Made

None

Field Goal Attempts

None

3-Point Field Goals Made

None

3-Point Field Goal Attempts

None

Free Throws Made

None

Free Throw Attempts

None

Rebounds

None

Offensive Rebounds

None

Defensive Rebounds

None

Assists

None

Steals

None

Blocked Shots

None

Minutes Played

None

FRESHMAN (2024-25)

Grabbed a rebound and added a steal in charity exhibition win vs. #13/15 Texas A&M (10/27)... Is expected to sit out as a redshirt this season.

2024-25 GAME-by-GAME STATISTICS (0-0 • 0-0 Big 12)

Date	Opponent	GS	Min	FG-A	3FG-FGA	FT-FTA	OR-DR	Tot	PF	A	TO	Blk	Stl	Pts
11/4/24	JACKSON STATE	DNP – Coach's Decision												
11/9/24	vs. #11/11 Auburn	DNP – Coach's Decision												
11/13/24	LOUISIANA	DNP – Coach's Decision												
11/22/24	rv/– HOFSTRA	DNP – Coach's Decision												
11/26/24	vs. #9/9 Alabama	DNP – Coach's Decision												
11/27/24	vs. Notre Dame	DNP – Coach's Decision												
11/30/24	vs. San Diego State	DNP – Coach's Decision												
12/7/24	BUTLER	DNP – Coach's Decision												
12/10/24	TROY	DNP – Coach's Decision												
12/18/24	TOLEDO	DNP – Coach's Decision												
12/21/24	TEXAS A&M-CORPUS CHRISTI	DNP – Coach's Decision												
12/30/24	* at Oklahoma State	DNP – Coach's Decision												
1/4/25	* BYU	DNP – Coach's Decision												
1/6/25	* TCU	DNP – Coach's Decision												
1/11/25	* at Kansas State	DNP – Coach's Decision												
1/15/25	* rv/#25 WEST VIRGINIA	DNP – Coach's Decision												
1/18/25	* at UCF	DNP – Coach's Decision												
1/21/25	* UTAH	DNP – Coach's Decision												
1/25/25	* at #12/11 Kansas	DNP – Coach's Decision												
1/29/25	* at rv/rv West Virginia	DNP – Coach's Decision												
2/1/25	* #22/19 TEXAS TECH	DNP – Coach's Decision												
2/4/25	* OKLAHOMA STATE	DNP – Coach's Decision												
2/8/25	* at Colorado	DNP – Coach's Decision												
2/10/25	* rv/rv BAYLOR	DNP – Coach's Decision												
2/15/25	* at #13/13 Arizona	DNP – Coach's Decision												
2/18/25	* at Arizona State	DNP – Coach's Decision												
2/22/25	* #8/8 IOWA STATE	DNP – Coach's Decision												
2/24/25	* at #10/10 Texas Tech	DNP – Coach's Decision												
3/1/25	* CINCINNATI	DNP – Coach's Decision												
3/3/25	* KANSAS	DNP – Coach's Decision												
3/8/25	* at Baylor	DNP – Coach's Decision												
3/13/25	vs. (16) Colorado	DNP – Coach's Decision												
3/14/25	vs. #17/18 (4) BYU	DNP – Coach's Decision												
3/15/25	vs. rv/#24 (3) Arizona	DNP – Coach's Decision												
3/20/25	vs. (16) SIUE	DNP – Coach's Decision												
3/22/25	vs. #24/23 (8) Gonzaga	DNP – Coach's Decision												
3/28/25	vs. #22/22 (4) Purdue	--	--	--	--	--	--	--	--	--	--	--	--	--

CAREER STATISTICS

Year	W-L	GP-GS	MP	FG-FGA	Pct	3P-A	Pct	FT-FTA	Pct	Off-Def	Reb – Avg	PF-DQ	Ast	TO	Blk	Stl	Pts – Avg
2024-25	0-0																
Totals	0-0	0-0	0	0-0	.000	0-0	.000	0-0	.000	0-0	0-0.0	0-0	0	0	0	0	0-0.0



#25 MERCY MILLER

Guard

6-4 • 200 • Freshman-HS

Sherman Oaks, Calif. (Notre Dame HS)

Integrated Studies

mercymiller X mercymiller25

CAREER HIGHS

Points

12, vs. Louisiana (11/13/24)

Field Goals Made

4, vs. Louisiana (11/13/24)

Field Goal Attempts

9, vs. Louisiana (11/13/24)

3-Point Field Goals Made

1, done five times; Most recently vs. Texas A&M-Corpus Christi (12/21/24)

3-Point Field Goal Attempts

5, vs. Texas A&M-Corpus Christi (12/21/24)

Free Throws Made

7, vs. Utah (1/22/25)

Free Throw Attempts

8, vs. Utah (1/22/25)

Rebounds

9, vs. Hofstra (11/22/24)

Offensive Rebounds

2, vs. Utah (1/22/25)

Defensive Rebounds

8, vs. Hofstra (11/22/24)

Assists

2, vs. Hofstra (11/22/24)
2, vs. Louisiana (11/13/24)

Steals

4, vs. Louisiana (11/13/24)

Blocked Shots

1, vs. SIUE (3/20/25)
1, vs. BYU (1/4/25)

Minutes Played

21:00, vs. Louisiana (11/13/24)

FRESHMAN (2024-25)

Scored 11 points on 5-of-7 shooting and added an assist in charity exhibition win vs. #13/15 Texas A&M (10/27)... Made his collegiate regular-season debut in home win over Jackson State inside Fertitta Center... Finished with seven points on 3-of-6 shooting and added two

rebounds, an assist and steal against the Tigers (11/4)... Posted 12 points with a game-high four steals and added two assists in home win over Louisiana (11/13)... Scored four points and led all players with nine rebounds, including eight defensive boards, in home win over Hofstra... Added a pair of assists against the Pride (11/22)... Grabbed five rebounds and scored four points in home win over Texas A&M-Corpus Christi (12/21). **Phillips 66 Big 12 Championship:** Scored two points and grabbed three rebounds with a blocked shot in Quarterfinal win over (16) Colorado. NCAA Tournament: Scored two points and grabbed five rebounds with a blocked shot in First Round win over (16) SIUE inside INTRUST Bank Arena in Wichita, Kan. (3/20).

2024-25 GAME-by-GAME STATISTICS (20-1 • 9-0 Big 12)

Date	Opponent	GS	Min	FG-A	3FG-FGA	FT-FTA	OR-DR	Tot	PF	A	TO	Blk	Stl	Pts
11/4/24	JACKSON STATE		14:03	3-6	1-2	0-0	1-1	2	0	1	1	0	1	7
11/9/24	vs. #11/11 Auburn	DNP	Coach's Decision											
11/13/24	LOUISIANA		21:00	4-9	1-4	3-4	0-0	0	3	2	1	0	4	12
11/22/24	rv/- HOFSTRA		22:45	2-8	0-3	0-2	1-8	9	2	2	0	0	0	4
11/26/24	vs. #9/9 Alabama		8:25	1-1	0-0	2-2	0-0	0	2	0	0	0	0	4
11/27/24	vs. Notre Dame	DNP	Coach's Decision											
11/30/24	vs. San Diego State	DNP	Coach's Decision											
12/7/24	BUTLER		5:20	2-4	0-0	0-0	1-2	3	0	0	0	0	0	4
12/10/24	TROY		6:13	1-2	1-2	0-0	0-2	2	1	0	1	0	0	3
12/18/24	TOLEDO		12:56	2-6	1-2	0-0	1-3	4	2	0	1	0	1	5
12/21/24	TEXAS A&M-CORPUS CHRISTI		17:37	1-6	1-5	1-2	1-4	5	2	1	1	0	0	4
12/30/24	* at Oklahoma State		1:16	0-1	0-0	0-0	0-0	0	0	0	0	0	0	0
1/4/25	* BYU		10:42	0-2	0-1	2-2	1-1	2	2	1	1	1	0	2
1/6/25	* TCU		3:26	0-1	0-0	2-2	0-0	0	0	0	0	1	0	2
1/11/25	* at Kansas State		3:37	0-1	0-1	2-2	0-1	1	2	0	1	0	0	2
1/15/25	* rv/#25 WEST VIRGINIA	DNP	Coach's Decision											
1/18/25	* at UCF	DNP	Coach's Decision											
1/21/25	* UTAH		18:12	0-5	0-3	7-8	2-1	3	0	0	0	0	0	7
1/25/25	* at #12/11 Kansas	DNP	Coach's Decision											
1/29/25	* at rv/rv West Virginia	DNP	Coach's Decision											
2/1/25	* #22/19 TEXAS TECH	DNP	Coach's Decision											
2/4/25	* OKLAHOMA STATE		2:55	0-1	0-0	0-0	0-0	0	0	0	0	0	0	0
2/8/25	* at Colorado		5:02	0-1	0-1	0-0	0-0	0	0	0	0	0	0	0
2/10/25	* rv/rv BAYLOR		3:27	0-0	0-0	0-0	0-1	1	1	0	0	0	0	0
2/15/25	* at #13/13 Arizona	DNP	Coach's Decision											
2/18/25	* at Arizona State		2:30	0-1	0-0	0-0	0-0	0	0	0	0	0	0	0
2/22/25	* #8/8 IOWA STATE	DNP	Coach's Decision											
2/24/25	* at #10/10 Texas Tech	DNP	Coach's Decision											
3/1/25	* CINCINNATI	DNP	Coach's Decision											
3/3/25	* KANSAS	DNP	Coach's Decision											
3/8/25	* at Baylor	DNP	Coach's Decision											
3/13/25	vs. (16) Colorado		8:58	0-0	0-0	2-6	0-3	3	1	0	0	1	0	2
3/14/25	vs. #17/18 (4) BYU		4:58	0-2	0-1	0-0	1-1	2	1	0	0	0	0	0
3/15/25	vs. rv/#24 (3) Arizona		1:28	0-0	0-0	0-0	0-0	0	0	0	0	0	0	0
3/20/25	vs. (16) SIUE		14:29	0-6	0-3	2-2	1-4	5	0	1	0	1	1	2
3/22/25	vs. #24/23 (8) Gonzaga	DNP	Coach's Decision											
3/25/25	vs. #22/22 (4) Purdue		---	---	---	---	---	---	---	---	---	---	---	---

CAREER STATISTICS

Year	W-L	GP-GS	MP	FG-FGA	Pct	3P-A	Pct	FT-FTA	Pct	Off-Def	Reb - Avg	PF-DQ	Ast	TO	Blk	Stl	Pts - Avg
2024-25	20-1	21-0	189	16-63	.254	5-28	.179	23-32	.719	10-32	42 - 2.0	19-0	8	8	3	7	60 - 2.9
Totals	20-1	21-0	189	16-63	.254	5-28	.179	23-32	.719	10-32	42 - 2.0	19-0	8	8	3	7	60 - 2.9



#13 J'WAN ROBERTS

Forward

6-8 • 235 • r-Graduate-4L (RS '19-20)

St. Thomas, U.S. Virgin Islands

(Shoemaker HS [Killeen, Texas])

'23 UH graduate in Health Promotions

Post-baccalaureate work in Human Development Family Sciences in '24-25

@jwann_13 X JwanRoberts13

CAREER HIGHS

Points

26, vs. Tulane (2/22/23)

Field Goals Made

10, done six times; Most recently at #12/11 Kansas (1/25/25)

Field Goal Attempts

21, at #12/11 Kansas (1/25/25)

3-Point Field Goals Made

None

3-Point Field Goal Attempts

2, vs. Wisconsin (11/23/21)

Free Throws Made

10, at #10/10 Texas Tech (2/24/25)

Free Throw Attempts

12, at #10/10 Texas Tech (2/24/25)

Rebounds

20, vs. Memphis (3/12/23)

Offensive Rebounds

10, vs. Memphis (3/12/23)

Defensive Rebounds

10, vs. Towson (11/16/23)

10, vs. Memphis (3/12/23)

Assists

7, vs. rv/rv Texas A&M (12/16/23)

Steals

6, at #11/11 Baylor (2/24/24)

Blocked Shots

5, vs. Auburn (3/18/23)

5, vs. #8/10 Alabama (12/10/22)

Minutes Played

46:28, at #12/11 Kansas (1/25/25)

HONORS

- 2024-25 All-Big 12 Conference First Team
- 2024-25 NABC All-Gulf District First Team
- 2024-25 Big 12 Conference All-Defensive Team

GRADUATE (2024-25)

Became 52nd Cougar in school history to score 1,000+ points during his career... Winning student-athlete in program history with 145 victories during his Houston career... Set record in Cougars' win over Butler during Big 12-Big East Challenge in Fertitta Center... Scored 10 points with eight rebounds, including five offensive boards, in charity exhibition win vs. #13/15 Texas A&M... Added three assists with four blocks and a steal with no turnovers against the Aggies (10/27)... Posted 14 points on 6-of-8 shooting and grabbed six rebounds with three steals in season-opening win over Jackson State inside Fertitta Center (11/4)... Finished with 12 points and tied for team lead with seven rebounds against #11/11 Auburn in Mattress Firm Battleground 2k24 inside Toyota Center (11/9)... Posted 11 points on 3-of-3 shooting from field and 5-of-5 from the free throw line and led all players with six rebounds in home win over Louisiana (11/13)... Finished with 11 points against #9/9 Alabama during first day of Players Era Festival inside MGM Grand Garden Arena in Las Vegas (11/26)... Tied as winningest-student-athlete in program history after posting nine points with eight rebounds and two assists in win over Notre Dame during second day of Players Era Festival (11/27)... Led all players with 12 rebounds, including seven offensive boards, against San Diego

State during Players Era Festival (11/30)... Topped all players with 12 rebounds, including four offensive boards, and blocked two shots against Butler during Big 12-Big East Challenge (12/7)... Posted six points with a game-high nine rebounds and added four assists with two turnovers, two blocked shots and no turnovers in home win over Troy (12/10)... Led all players with 20 points on 9-of-13 shooting and 11 rebounds in road win at Oklahoma State... Was his and Houston's first double-double of season (12/30)... Posted 12 points with four rebounds, three assists, two blocks and a steal in home win over TCU (1/6)... Finished with 10 points, six rebounds and three assists in road win at Kansas State... Reached 1,000 points in his career with jumper in lane from Mylik Wilson with 11:36 left in game (1/11)... Recorded game-high 22 points on 10-of-13 shooting and grabbed three rebounds in home win over rv/#25 West Virginia (1/15)... Banked game-winning layup with 1.1 seconds remaining to lift Houston to 69-68 road win at UCF... Finished with nine rebounds including six offensive boards, with an assist against the Knights (1/18)... Posted 11 points on 5-of-9 shooting and grabbed four rebounds with an assist, three steals and two blocked shots in home win over Utah (1/22)... Led all players with 24 points and tied for team-high honors with nine rebounds in road win at #12/11 Kansas... Also dished out five assists against the Jayhawks... Drained two free throws with 14 seconds in regulation to force first overtime period (1/25)... Scored 18 points and grabbed seven rebounds with three assists and three steals against #22/19 Texas Tech (2/1)... Posted 14 points on 6-of-10 shooting and grabbed a game-high 10 rebounds, including seven offensive boards, in home win over Oklahoma State (2/4)... Led Cougars with 20 points on 9-of-11 shooting and grabbed four rebounds with three assists in road win at Colorado (2/8)... Scored 10 points with six rebounds and added two assists and two blocks in road win at Arizona State (2/18)... Scored 16 points, thanks to 10-of-12 free throw shooting, and led Cougars with seven rebounds and three assists in road win at #10/10 Texas Tech (2/24)... Posted six points and six rebounds with a game-high four steals in Senior Night win over Kansas (3/3)... Finished with 11 points and a team-high 10 rebounds in road win at Baylor... Sank two free throws to the Cougars a four-point lead with 13 seconds remaining (3/8). **NCAA Tournament:** Returned to lineup from ankle injury in First Round win over (16) SIUE inside INTRUST Bank Arena in Wichita, Kan. (3/20)... Scored 18 points and grabbed eight rebounds with five assists and a pair of steals in Second Round win over #24/23 (4) Gonzaga (3/22/25).

2024-25 GAME-BY-GAME STATISTICS (29-4 • 19-1 Big 12)

Date	Opponent	GS	Min	FG-A	3FG-FGA	FT-FTA	OR-DR	Tot	PF	A	TO	Blk	Stl	Pts
11/4/24	JACKSON STATE	*	19:47	6-8	0-0	2-2	2-4	6	2	1	2	1	3	14
11/9/24	vs. #11/11 Auburn	*	38:03	6-14	0-0	0-1	3-4	7	4	1	2	1	1	12
11/13/24	LOUISIANA	*	16:08	3-3	0-0	5-5	3-3	6	2	0	2	0	1	11
11/22/24	rv/- HOFSTRA	*	16:46	1-6	0-0	2-3	1-2	3	1	0	0	1	0	4
11/26/24	vs. #9/9 Alabama	*	37:57	3-4	0-0	5-7	1-0	1	4	0	2	2	0	11
11/27/24	vs. Notre Dame	*	34:09	4-8	0-0	1-3	3-5	8	2	2	1	1	0	9
11/30/24	vs. San Diego State	*	40:56	2-6	0-0	0-1	7-5	12	3	1	3	0	0	4
12/7/24	BUTLER	*	26:13	1-5	0-0	0-0	4-8	12	0	1	3	2	0	2
12/10/24	TROY	*	27:03	3-5	0-0	0-0	3-6	9	3	4	0	2	2	6
12/18/24	TOLEDO	*	9:34	2-2	0-0	0-0	2-1	3	0	0	0	0	1	4
12/21/24	TEXAS A&M-CORPUS CHRISTI	DNP - Injury												
12/30/24	* at Oklahoma State	*	32:21	9-13	0-0	2-2	3-8	11	1	1	2	1	2	20
1/4/25	* BYU	*	24:54	3-4	0-0	0-0	2-4	6	1	2	3	0	2	6
1/6/25	* TCU	*	32:36	6-13	0-0	0-3	1-3	4	2	3	3	2	1	12
1/11/25	* at Kansas State	*	28:43	5-13	0-0	0-1	3-3	6	2	3	0	0	1	10
1/15/25	* rv/#25 WEST VIRGINIA	*	33:35	10-13	0-0	2-4	0-3	3	1	1	3	1	0	22
1/18/25	* at UCF	*	35:30	10-17	0-0	1-2	6-3	9	4	1	2	0	0	21
1/21/25	* UTAH	*	24:43	5-9	0-0	1-2	1-3	4	1	1	1	2	3	11
1/25/25	* at #12/11 Kansas	*	46:28	10-21	0-0	4-9	4-5	9	4	5	1	0	1	24
1/29/25	* at rv/rv West Virginia	*	34:50	2-6	0-0	1-1	4-2	6	0	3	2	1	1	5
2/1/25	* #22/19 TEXAS TECH	*	38:38	6-15	0-0	6-9	3-4	7	1	3	5	0	3	18
2/4/25	* OKLAHOMA STATE	*	37:55	6-10	0-0	2-2	7-3	10	2	1	3	0	1	14
2/8/25	* at Colorado	*	32:05	9-11	0-0	2-4	0-4	4	3	3	0	0	0	20
2/10/25	* rv/rv BAYLOR	*	30:11	4-7	0-0	2-2	0-3	3	4	2	2	0	1	10
2/15/25	* at #13/13 Arizona	*	35:03	3-11	0-0	3-4	0-4	4	1	3	1	0	0	9
2/18/25	* at Arizona State	*	31:53	4-5	0-0	2-4	3-3	6	2	2	2	2	0	10
2/22/25	* #8/8 IOWA STATE	*	33:41	1-6	0-0	2-2	2-4	6	1	2	1	0	1	4
2/24/25	* at #10/10 Texas Tech	*	30:31	3-10	0-0	10-12	1-6	7	3	3	0	1	1	16
3/1/25	* CINCINNATI	*	21:52	4-9	0-0	0-0	0-5	5	2	1	0	1	0	8
3/3/25	* KANSAS	*	36:12	3-11	0-0	0-0	2-4	6	1	1	1	1	4	6
3/8/25	* at Baylor	*	38:02	4-8	0-0	3-5	3-7	10	2	1	5	0	0	11
3/13/25	vs. (16) Colorado	*	18:20	1-4	0-0	0-0	1-2	3	0	0	1	0	1	2
3/14/25	vs. #17/18 (4) BYU	DNP - Injury												
3/15/25	vs. rv/#24 (3) Arizona	DNP - Injury												
3/20/25	vs. (16) SIUE	*	20:19	3-5	0-0	0-0	1-2	3	0	0	2	0	0	6
3/22/25	vs. #24/23 (8) Gonzaga	*	32:18	9-18	0-0	0-2	4-4	8	4	5	0	0	2	18
3/28/25	vs. #22/22 (8) Purdue													

CAREER STATISTICS

Year	W-L	GP-GS	MP	FG-FGA	Pct	3P-A	Pct	FT-FTA	Pct	Off-Def	Reb - Avg	PF-DQ	Ast	TO	Blk	Stl	Pts - Avg
2019-20																	
2020-21	21-4	25-1	266	19-34	.559	0-0	.000	10-19	.526	36-59	95 - 3.8	20-0	8	9	14	10	48 - 1.9
2021-22	32-6	38-0	617	49-78	.628	0-4	.000	22-44	.500	78-109	187 - 4.9	52-0	20	22	14	24	120 - 3.2
2022-23	33-4	37-36	976	156-255	.612	0-1	.000	59-86	.686	111-174	285 - 7.7	79-2	44	39	49	26	371 - 10.0
2023-24	31-5	36-36	961	149-250	.596	0-1	.000	45-88	.511	95-150	245 - 6.8	73-2	67	40	32	45	343 - 9.5
2024-25	29-4	33-33	997	151-300	.503	0-0	.000	58-93	.62	80-127	207 - 6.3	63-0	57	55	22	33	360 - 10.9
Totals	146-23	169-106	3,816	524-917	.571	0-6	.000	194-330	.588	400-619	1,019 - 6.0	287-4	196	165	131	138	1,242 - 7.3

2 NCAA National Championship Game Appearances • 6 NCAA Final Four Appearances • 26 NCAA Tournaments • 22 Conference Championships • 2 NBA Draft No. 1 Overall Picks • 12 NBA Draft First-Round Selections

ROBERTS' 2023-24 GAME-by-GAME (31-5 • 15-3 Big 12)

Opponent	GS	Min	FG-A	3FG-A	FT-A	O-D-T	PF	A	TO	Blk	Stl	Pts
ULM	*	23:01	3-4	0-0	0-0	4-3-7	1	1	1	1	2	6
BYRON RUMBLE	*	22:28	6-10	0-0	5-10	4-5-9	1	4	1	0	0	17
STETSON	*	8:13	0-1	0-0	0-0	0-1-1	0	0	0	0	1	0
vs. Towson	*	21:48	2-3	0-0	1-3	1-10-11	1	1	2	1	0	5
vs. Utah	*	26:21	5-6	0-0	3-4	3-9-12	4	1	0	0	1	13
vs. Dayton	*	30:45	5-6	0-0	0-0	3-5-8	0	3	2	1	2	10
MONTANA	*	22:10	5-7	0-0	3-4	3-3-6	1	0	0	1	1	13
at Xavier	*	31:06	3-7	0-0	3-4	5-7-12	3	2	3	2	1	9
RICE	*	19:45	2-4	0-0	0-0	2-4-6	1	2	0	1	1	4
JACKSON STATE	*	18:00	1-2	0-0	1-2	1-0-1	3	0	2	1	3	3
vs. rv/rv Texas A&M	*	36:11	5-8	0-0	0-0	4-7-11	3	7	0	1	0	10
TEXAS STATE	*	8:04	0-2	0-0	0-0	0-1-1	1	1	1	1	2	0
PENN	DNP - Injury											
* WEST VIRGINIA	*	27:58	4-10	0-1	1-2	0-3-3	3	1	0	0	1	9
* at rv/rv Iowa State	*	36:06	3-7	0-0	0-0	5-3-8	1	3	2	2	1	6
* at rv/rv TCU	*	36:02	10-18	0-0	0-1	6-7-13	2	5	0	4	0	20
* #25/25 TEXAS TECH	*	29:16	6-9	0-0	0-0	3-4-7	2	2	1	0	2	12
* UCF	*	18:27	2-8	0-0	0-2	1-4-5	1	1	0	1	1	4
* at #21/19 BYU	*	33:24	2-3	0-0	1-2	2-5-7	1	3	2	0	1	5
* rv/rv KANSAS STATE	*	28:02	5-8	0-0	4-6	5-1-6	2	2	0	0	0	14
* at rv/rv Texas	*	37:35	5-9	0-0	4-7	3-5-8	2	2	2	2	1	14
* at #8/9 Kansas	*	37:58	5-11	0-0	1-3	7-6-13	2	1	0	0	2	11
* OKLAHOMA STATE	*	11:49	2-4	0-0	0-0	0-0-0	5	1	1	0	1	4
* at Cincinnati	*	36:44	10-15	0-0	0-1	4-4-8	2	0	2	1	0	20
* rv/- TEXAS	*	28:19	4-10	0-0	1-3	4-3-7	1	4	1	1	1	9
* #6/6 IOWA STATE	*	26:16	3-5	0-0	0-0	3-3-6	5	2	1	0	1	6
* at #11/11 Baylor	*	40:26	7-9	0-0	3-4	3-5-8	2	4	3	3	6	17
* CINCINNATI	*	27:52	4-6	0-0	7-9	1-4-5	4	0	2	0	1	15
* at rv/rv Oklahoma	*	30:45	10-12	0-0	0-1	1-4-5	1	2	0	1	1	20
* at UCF	*	37:58	6-8	0-0	0-3	3-4-7	3	1	0	1	3	12
* #14/14 KANSAS	*	32:02	4-11	0-0	2-2	2-6-8	3	2	2	2	1	10
vs. (8) TCU	*	34:34	4-5	0-0	0-3	2-8-10	3	0	4	2	3	8
vs. #25/23 (4) Texas Tech	*	7:04	1-2	0-0	0-0	1-1-2	0	3	0	0	0	2
vs. #7/8 (2) Iowa State	*	13:06	1-	0-0	0-0	1-2-3	1	1	2	0	1	2
vs. (16) Longwood	*	19:05	3-3	0-0	1-2	1-4-5	1	2	2	0	0	7
vs. (9) Texas A&M	*	33:24	6-6	0-0	1-2	3-5-8	4	2	0	1	2	13
vs. #13/14 (4) Duke	*	28:34	5-9	0-0	3-8	4-4-8	3	1	1	1	1	13

ROBERTS' 2021-22 GAME-BY-GAME (32-6 • 15-3 American)

Opponent	GS	Min	FG-A	3FG-A	FT-A	O-D-T	PF	A	TO	Blk	Stl	Pts
HOFSTRA		23:47	4-4	0-0	0-0	6-9-15	2	1	1	1	0	8
RICE		23:52	0-1	0-1	3-4	4-5-9	2	0	0	0	3	3
rv/#25 VIRGINIA		20:34	1-1	0-0	0-0	3-4-7	1	1	0	0	0	2
vs. Butler		19:37	1-3	0-1	3-4	1-5-6	2	1	1	0	1	5
vs. Wisconsin		19:14	1-5	0-2	3-4	3-3-6	0	0	2	1	1	5
vs. rv/#23 Oregon		13:33	2-2	0-0	0-1	1-2-3	3	0	0	0	0	4
NORTHWESTERN STATE		13:59	1-2	0-0	0-0	4-2-6	1	0	0	0	2	2
BRYANT		23:07	3-4	0-0	0-0	3-9-12	0	3	0	1	2	6
ALCORN STATE		13:36	0-0	0-0	1-2	0-4-4	3	0	2	0	0	1
at #9/9 Alabama		21:43	4-4	0-0	1-6	9-4-13	2	1	0	0	0	9
LOUISIANA		12:19	0-0	0-0	0-0	1-3-4	0	0	0	0	0	0
vs. Oklahoma State		4:46	0-1	0-0	0-0	0-1-1	0	0	0	0	0	0
TEXAS STATE		21:01	0-0	0-0	2-2	3-2-5	1	2	0	0	2	2
* CINCINNATI	Postponed											
* at Temple		10:38	1-1	0-0	0-0	2-1-3	2	0	1	0	2	2
* at South Florida		18:18	0-0	0-0	0-0	2-2-4	4	0	0	0	0	0
* WICHITA STATE		14:09	0-1	0-0	2-2	0-2-2	2	1	0	1	0	2
* at Tulsa		18:16	1-2	0-0	1-2	1-1-2	1	1	2	0	0	3
* SOUTH FLORIDA		14:13	0-1	0-0	0-0	2-2-4	0	2	0	0	0	0
* EAST CAROLINA		19:59	1-3	0-0	0-0	2-1-3	0	1	1	0	0	2
* at UCF		13:04	0-1	0-0	0-0	0-2-2	1	0	1	0	0	0
* TULANE		4:09	0-0	0-0	0-0	0-1-1	0	0	0	0	0	0
* at Cincinnati		12:25	0-0	0-0	0-0	1-3-4	1	0	2	0	0	0
* at -/rv SMU		3:14	2-2	0-0	1-1	0-0-0	0	0	0	0	0	5
* MEMPHIS		4:51	0-1	0-0	0-0	0-0-0	1	0	0	0	0	0
* UCF		12:01	3-3	0-0	0-0	0-0-0	2	0	2	0	1	6
* at Wichita State		11:22	1-4	0-0	0-1	0-1-1	1	0	0	0	0	2
* rv/rv SMU		17:52	3-4	0-0	0-0	5-3-8	2	2	1	1	1	6
* CINCINNATI		13:17	0-1	0-0	0-0	1-4-5	2	0	0	0	0	0
* TEMPLE		21:22	1-3	0-0	0-2	1-2-3	3	0	0	1	0	2
* at Memphis		18:16	1-1	0-0	0-0	1-2-3	2	1	2	0	2	2
vs. Cincinnati		16:55	2-3	0-0	3-3	0-1-1	2	1	0	0	0	3
vs. Tulane		33:43	5-6	0-0	0-0	5-8-13	4	1	2	0	1	10
vs. Memphis		15:21	1-2	0-0	0-1	3-2-5	0	1	1	1	1	2
vs. UAB		14:19	3-3	0-0	0-2	1-1-2	1	0	0	1	1	6
vs. #19/16 Illinois		12:22	0-1	0-0	0-0	2-3-5	1	0	0	0	0	0
vs. #2/2 Arizona		14:19	1-1	0-0	2-2	0-2-2	0	0	0	0	0	4
vs. #6/5 Villanova		26:04	2-2	0-0	3-4	4-4-8	2	0	0	2	3	7

ROBERTS' 2022-23 GAME-by-GAME (33-4 • 17-1 American)

Opponent	GS	Min	FG-A	3FG-A	FT-A	O-D-T	PF	A	TO	Blk	Stl	Pts
NORTHERN COLORADO	*	20:31	6-8	0-0	0-0	2-4-6	0	0	3	1	3	12
vs. Saint Joseph's	*	30:11	8-9	0-0	3-4	5-7-12	1	1	0	2	0	19
ORAL ROBERTS	*	11:12	2-3	0-0	0-0	2-0-2	3	0	1	0	1	4
TEXAS SOUTHERN	*	22:06	4-7	0-0	2-2	1-3-4	0	3	0	1	0	10
at rv/rv Oregon	*	33:53	1-1	0-0	0-0	2-3-5	2	1	2	1	0	2
KENT STATE	*	35:08	5-10	0-0	1-4	5-9-14	1	1	4	4	1	11
NORFOLK STATE	*	16:39	5-5	0-0	0-0	2-3-5	0	3	0	1	1	10
vs. -/rv Saint Mary's (Calif)	*	35:11	7-11	0-0	1-2	2-6-8	2	1	1	2	1	15
NORTH FLORIDA	*	20:52	3-5	0-0	0-0	2-4-6	0	1	0	0	1	6
#8/10 ALABAMA	*	27:38	4-10	0-0	1-2	5-4-9	3	0	0	5	0	9
NORTH CAROLINA A&T	*	19:45	2-3	0-0	0-0	1-6-7	1	2	1	0	0	4
at #2/2 Virginia	*	21:51	5-7	0-0	0-0	1-5-6	3	1	1	0	0	10
MCNEESE	*	22:47	2-3	0-0	0-0	2-6-8	1	0	1	0	1	4
* at Tulsa	*	26:03	7-7	0-0	1-2	5-4-9	1	1	0	0	2	15
* UCF	*	33:49	5-10	0-0	2-2	4-1-5	2	1	0	1	0	12
* SMU	*	20:53	3-5	0-0	5-6	1-7-8	4	2	2	0	2	11
* at Cincinnati	*	33:38	7-16	0-1	0-0	4-7-11	4	1	0	0	2	14
* SOUTH FLORIDA	*	17:38	0-1	0-0	3-4	1-2-3	4	0	1	0	0	3
* at Tulane	*	31:10	6-9	0-0	3-4	2-4-6	1	2	2	2	1	15
* TEMPLE	*	27:22	3-3	0-0	2-4	2-3-5	5	1	2	2	1	8
* at UCF	*	30:19	5-9	0-0	0-0	3-6-0	2	0	2	1	0	10
* CINCINNATI	*	22:42	7-9	0-0	0-0	2-4-6	3	0	0	1	0	14
* at Wichita State	*	16:56	4-5	0-0	2-3	1-5-6	4	1	0	1	0	10
* at Temple	*	21:04	5-7	0-0	2-3	0-3-3	4	1	1	4	0	12
* TULSA	*	23:41	2-4	0-0	2-3	4-6-10	0	1	0	0	0	6
* at SMU	*	25:41	4-4	0-0	0-0	3-7-10	4	0	2	1	1	8
* MEMPHIS	*	33:50	6-10	0-0	8-9	4-8-12	1	1	4	1	1	20
* TULANE	*	25:29	9-10	0-0	8-9	4-3-7	3	3	1	1	2	26
* at East Carolina	*	28:47	8-14	0-0	1-2	7-5-12	2	1	0	4	0	17
* WICHITA STATE	*	28:56	2-5	0-0	2-2	2-1-3	3	1	0	1	1	6
* at Memphis	*	29:07	0-0	0-0	1-2	3-3-6	2	1	1	2	0	1
vs. (9) East Carolina	*	29:21	0-5	0-0	0-0	3-9-12	1	2	1	3	2	0
vs. (4) Cincinnati	*	25:36	7-12	0-0	2-4	2-6-8	3	0	1	0	1	16
vs. (2) Memphis	*	37:11	5-11	0-0	2-6	10-10-20	2	3	0	1	1	12
vs. (16) North Kentucky	*	34:51	4-6	0-0	3-4	5-7-12	1	4	1	1	0	11
vs. (9) Auburn	*	31:19	2-8	0-0	2-3	4-3-7	5	2	2	5	0	6
vs. #16/15 (5) Miami (Fla)	*	22:25	1-2	0-0	0-0	2-0-2	1	1	1	0	0	2

ROBERTS' 2020-21 GAME-by-GAME (21-4 • 13-3 American)

Opponent	GS	Min	FG-A	3FG-A	FT-A	O-D-T	PF	A	TO	Blk	Stl	Pts
LAMAR		17:18	2-4	0-0	1-1	3-3-6	1	0	0	2	2	5
BOISE STATE		21:01	1-5	0-0	0-0	5-9-14	2	0	1	1	2	2
vs. #14/13 Texas Tech		2:36	0-0	0-0	0-0	0-0-0	0	0	0	0	0	0
SOUTH CAROLINA		13:52	2-3	0-0	3-4	1-3-4	3	0	0	2	0	7
SAM HOUSTON STATE	Canceled											
RICE	Canceled											
ALCORN STATE		12:29	1-1	0-0	0-0	2-2-4	0	1	0	0	0	2
* TEMPLE		14:50	1-3	0-0	1-2	4-3-7	1	1	0	3	1	3
* at rv/rv UCF		9:01	0-1	0-0	0-0	2-1-3	1	0	1	0	0	0
* at Tulsa		6:13	0-0	0-0	0-2	0-0-0	1	0	0	2	0	0
* at rv/rv SMU		2:29	0-0	0-0	0-0	0-0-0	0	0	0	0	0	0
* WICHITA STATE		9:07	0-0	0-0	0-0	1-2-3	0	0	0	1	0	0
* TULANE		19:19	0-0	0-0	1-2	1-7-8	0	0	2	0	0	1
* at South Florida		PPD										
* UCF		11:20	2-2	0-0	0-0	1-3-4	2	0	1	0	1	4
* -/rv TULSA		15:58	2-3	0-0	0-0	5-2-7	0	2	0	0	0	4
* at Temple		8:27	0-0	0-0	0-0	0-1-1	0	0	1	0	1	0
* at Tulane		14:34	0-0	0-0	2-2	0-7-7	1	2	0	0	0	2
* SMU		9:43	0-1	0-0	0-0	0-2-2	0	0	1	0	1	0
* at East Carolina		2:48	0-0	0-0	0-0	0-0-0	1	0	0	0	0	0
OUR LADY OF THE LAKE	*	29:18	5-7	0-0	0-2	5-6-11	3	1	0	1	2	10
* at South Florida		11:33	2-2	0-0	0-1	1-0-1	1	0	0	1	0	4
* MEMPHIS	Canceled											
* EAST CAROLINA	Canceled											
* at Wichita State		9:49	1-2	0-0	0-0	2-1-3	1	0	1	0	0	2
* CINCINNATI		10:43	0-0	0-0	2-3	2-4-6	0	0	1	0	0	2
rv/- WKU		1:43	0-0	0-0	0-0	0-0-0	0	0	0	1	0	0
* SOUTH FLORIDA		7:34	0-0	0-0	0-0	0-3-3	0	0	1	0	0	0
* MEMPHIS	DNP – Injury											
vs. Tulane	DNP – Injury											
vs. Memphis	DNP – Injury											
vs. Cincinnati	DNP – Injury											
vs. Cleveland State		2:05	0-0	0-0	0-0	1-0-1	0	0	0	0	0	0
vs. Rutgers	DNP – Coach’s decision											
vs. Syracuse	DNP – Coach’s decision											
vs. Oregon State	DNP – Coach’s decision											
vs. #3/3 Baylor		1:46	0-0	0-0	0-0	0-0-0	0	0	0	0	0	0



#21 EMANUEL SHARP

Guard

6-3 • 210 • r-Junior-2L (RS '21-22)

Tampa, Fla. (Bishop McLaughlin School)

Integrated Studies

  emanuelsharp_

CAREER HIGHS

Points

30, vs. (9) Texas A&M (3/24/24)

Field Goals Made

8, vs. (9) Texas A&M (3/24/24)

Field Goal Attempts

17, vs. rv/#24 (3) Arizona (3/15/25)

17, vs. rv/rv Texas A&M (12/16/23)

3-Point Field Goals Made

7, vs. (9) Texas A&M (3/24/24)

3-Point Field Goal Attempts

14, vs. (9) Texas A&M (3/24/24)

Free Throws Made

11, vs. Texas State (12/21/23)

Free Throw Attempts

11, vs. Texas State (12/21/23)

Rebounds

10, vs. SMU (1/5/23)

Offensive Rebounds

5, vs. Kansas (3/3/25)

5, vs. rv/rv Texas A&M (12/16/23)

Defensive Rebounds

8, at rv/rv Texas (1/29/24)

8, vs. SMU (1/5/23)

Assists

4, vs. Troy (12/10/24)

4, vs. Notre Dame (11/27/24)

4, at Xavier (12/1/23)

Steals

4, done five times; Most recently
vs. (16) SIUE (3/20/25)

Blocked Shots

1, done five times; Most recently vs.
vs. #13/14 (4) Duke (3/29/24)

Minutes Played

40:39, at rv/rv Texas (1/29/24)

HONORS

- 2024-25 Big 12 Championship Most Outstanding Player
- 2024-25 All-Big 12 Conference Honorable Mention
- 2024-25 Big 12 Championship All-Tournament Team

JUNIOR (2023-24)

Became eighth Cougar in program history to be named Most Outstanding Player of conference tournament... Is first Cougar to earn that honor at Phillips 66 Big 12 Championship... Scored eight points with two 3-pointers and added two steals with a rebound in charity exhibition win vs. #13/15 Texas A&M (10/27)... Made his regular-season debut in season-opening win over Jackson State inside Fertitta Center... Finished with seven points and grabbed a rebound against the Tigers (11/4)... Posted 13 points with a team-high three 3-pointers against #11/11 Auburn in Mattress Firm Battleground 2k24 inside Toyota Center (11/9)... Posted 11 points with two 3-pointers, five rebounds and a game-high-tying four steals in home win over Louisiana (11/13)... Scored 16 points, thanks to 5-of-5 shooting from behind the arc, and grabbed two rebounds with two assists and a pair of steals in home win over Hofstra (11/22)... Finished with 14 points and six rebounds against #9/9 Alabama during first day of Players Era Festival inside MGM Grand Garden Arena in Las Vegas... Saw his streak of 10 consecutive 3-pointers made end in first half (11/26)... Led Cougars

with 17 points on 6-of-13 shooting and grabbed three rebounds with a pair of assists against Notre Dame during second day of Players Era Festival (11/27)... Led all players with 23, thanks to four 3-pointers and 9-of-9 shooting from the free throw line against San Diego State during Players Era Festival Third-Place Game (11/30)... Posted 16 points on 6-of-10 shooting from field, including 4-of-7 from behind the arc, against Butler during Big 12-Big East Challenge... Added two rebounds and an assist against the Bulldogs (12/7)... Posted 14 points with four rebounds, four assists and three steals in home win over Troy (12/10)... Finished with 13 points and grabbed five rebounds with a pair of steals in home win over Toledo (12/18)... Led all players with 18 points and dished out a pair of assists in home win over Texas A&M-Corpus Christi (12/21)... Led all players with 18 points and led Cougars with four 3-pointers in home win over BYU (1/4)... Buried four 3-pointers on the way to a team-high 14 points and swiped three steals with a pair of rebounds in home win over TCU (1/6)... Led Cougars with 15 points on 5-of-8 shooting, including 3-of-6 from the arc, in road win at Kansas State... Added four rebounds, three assists and a steal against the Wildcats (1/11)... Finished with 14 points, thanks to three 3-pointers and grabbed three rebounds with an assist in home win over rv/#25 West Virginia (1/15)... Returned to Houston lineup with 10 points, thanks to three 3-pointers, in home win over rv/rv Baylor (2/10)... Scored 17 points, thanks to four 3-pointers, and grabbed four rebounds in road win at Arizona State (2/18)... Recorded 12 points and grabbed a game-high five offensive rebounds with a pair of steals in Senior Night home win over Kansas (3/3)... Finished with 11 points, five rebounds and an assist in road win at Baylor (3/8). **Phillips 66 Big 12 Championship:** Led Houston with 19 points, thanks to four 3-pointers, and grabbed five rebounds with three steals in Quarterfinal win over (16) Colorado (3/13)... Led all players with 26 points thanks to 5-of-7 3-point shooting, and grabbed four rebounds with a steal in Semifinal win over #17/18 (4) BYU (3/14)... Finished with 17 points and three 3-pointers and added three rebounds in Title Game win over rv/#24 (3) Arizona... Named Most Outstanding Player after averaging 20.7 points 4.0 rebounds and 3.0 3-pointers per game (3/15). **NCAA Tournament:** Scored 12 points in Second Round win over #24/23 (8) Gonzaga inside INTRUST Bank Arena in Wichita, Kan. (3/22).

2024-25 GAME-BY-GAME STATISTICS (29-4 • 16-1 Big 12)

Date	Opponent	GS	Min	FG-A	3FG-FGA	FT-FTA	OR-DR	Tot	PF	A	TO	Blk	Stl	Pts
11/4/24	JACKSON STATE	*	18:14	3-7	1-2	0-0	1-0	1	2	0	1	0	0	7
11/9/24	vs. #11/11 Auburn	*	35:31	3-9	3-6	4-4	0-2	2	0	0	2	0	1	13
11/13/24	LOUISIANA	*	19:52	3-5	2-2	3-4	1-4	5	1	1	1	0	4	11
11/22/24	rv/- HOFSTRA	*	19:30	5-6	5-5	1-2	1-1	2	4	2	0	0	2	16
11/26/24	vs. #9/9 Alabama	*	29:40	3-11	2-6	6-8	0-6	6	5	1	1	0	1	14
11/27/24	vs. Notre Dame	*	34:08	6-13	3-9	2-2	1-3	4	3	4	1	0	0	17
11/30/24	vs. San Diego State	*	35:31	5-15	4-8	9-9	0-2	2	3	1	1	0	1	23
12/7/24	BUTLER	*	29:06	6-10	4-7	0-0	0-2	2	3	1	0	0	0	16
12/10/24	TROY	*	28:35	4-9	2-5	4-4	0-4	4	3	4	0	0	3	14
12/18/24	TOLEDO	*	20:28	4-10	1-6	4-4	1-4	5	1	0	1	0	2	13
12/21/24	TEXAS A&M-CORPUS CHRISTI	*	18:38	3-6	3-5	9-9	0-0	0	2	2	2	0	0	18
12/30/24	* at Oklahoma State	*	22:10	1-4	0-2	0-0	0-2	2	1	1	0	0	0	2
1/4/25	* BYU	*	20:07	5-9	4-8	4-4	0-3	3	3	1	0	0	1	18
1/6/25	* TCU	*	26:26	5-9	4-7	0-0	0-2	2	2	0	0	0	3	14
1/11/25	* at Kansas State	*	31:20	5-8	3-6	2-2	0-4	4	2	1	0	0	3	15
1/15/25	* rv/#25 WEST VIRGINIA	*	31:59	4-9	3-8	3-3	0-3	3	0	1	1	0	0	14
1/18/25	* at UCF	*	28:27	4-11	1-6	0-0	0-4	4	4	0	2	0	1	9
1/21/25	* UTAH	DNP - Injury												
1/25/25	* at #12/11 Kansas	*	25:37	2-8	2-7	2-2	0-3	3	2	0	0	0	2	8
1/29/25	* at rv/rv West Virginia	*	18:12	1-4	1-4	0-0	0-3	3	2	0	2	0	1	3
2/1/25	* #22/19 TEXAS TECH	*	17:37	1-2	0-1	2-2	0-3	3	3	0	0	0	1	4
2/4/25	* OKLAHOMA STATE	DNP - Injury												
2/8/25	* at Colorado	DNP - Injury												
2/10/25	* rv/rv BAYLOR	*	25:04	3-7	3-7	1-2	0-0	0	3	1	1	0	1	10
2/15/25	* at #13/13 Arizona	*	21:46	0-6	0-6	0-0	0-2	2	1	1	1	0	3	0
2/18/25	* at Arizona State	*	30:41	4-9	4-7	5-6	0-4	4	1	1	0	0	2	17
2/22/25	* #8/8 IOWA STATE	*	28:43	3-5	2-4	3-4	0-1	1	3	2	3	0	1	11
2/24/25	* at #10/10 Texas Tech	*	35:06	3-6	2-3	2-2	0-5	5	2	1	0	0	1	10
3/1/25	* CINCINNATI	*	30:19	3-7	1-5	2-2	0-2	2	3	0	0	0	2	9
3/3/25	* KANSAS	*	27:06	3-10	1-4	5-5	5-1	6	0	0	1	0	2	12
3/8/25	* at Baylor	*	31:24	3-8	1-4	4-5	1-4	5	3	1	1	0	0	11
3/13/25	vs. (16) Colorado	*	26:23	6-10	4-7	3-5	0-5	5	5	1	1	0	3	19
3/14/25	vs. #17/18 (4) BYU	*	33:32	7-13	5-7	7-7	1-3	4	4	0	1	0	1	26
3/15/25	vs. rv/#24 (3) Arizona	*	31:32	6-17	3-9	2-3	1-3	3	1	0	1	0	0	17
3/20/25	vs. (16) SIUE	*	24:48	2-8	2-6	2-2	0-2	2	2	0	0	0	4	8
3/22/25	vs. #24/23 (8) Gonzaga	*	24:45	4-7	1-3	3-4	1-0	1	3	0	2	0	1	12
3/28/25	vs. #22/22 (4) Purdue	---	---	---	---	---	---	---	---	---	---	---	---	---

CAREER STATISTICS

Year	W-L	GP-GS	MP	FG-FGA	Pct	3P-A	Pct	FT-FTA	Pct	Off-Def	Reb - Avg	PF-DQ	Ast	TO	Blk	Stl	Pts - Avg
2021-22	0-0									Redshirt							
2022-23	30-3	33-0	515	58-159	.365	43-124	.347	37-42	.881	20-54	74 - 2.2	72-1	16	26	2	10	196 - 5.9
2023-24	32-5	37-32	1,043	135-362	.373	82-223	.368	114-134	.851	35-96	131 - 3.5	95-2	34	40	3	55	466 - 12.6
2024-25	29-4	33-32	882	120-278	.432	77-182	.423	94-106	.887	14-86	100 - 3.0	78-2	28	27	0	47	411 - 12.5
Totals	91-12	103-64	2,440	313-799	.392	202-529	.382	245-282	.869	69-236	305 - 3.0	245-5	78	93	5	112	1,073 - 10.4

2 NCAA National Championship Game Appearances • 6 NCAA Final Four Appearances • 26 NCAA Tournaments • 22 Conference Championships • 2 NBA Draft No. 1 Overall Picks • 12 NBA Draft First-Round Selections

SHARP's 2023-24 GAME-BY-GAME (32-5 • 15-3 Big 12)

Opponent	Date	GS	Min	FG-A	3FG-A	FT-A	Off-Def	Tot	PF	A	TO	Blk	Stl	Pts
ULM	11/6/23	*	20:56	5-9	4-8	6-8	0-0	0	1	0	1	0	0	20
TEXAS A&M-CORPUS CHRISTI	11/11/23	*	21:51	3-8	2-5	3-3	2-1	3	3	2	1	0	0	11
STETSON	11/13/23	*	22:21	1-5	0-4	5-7	2-3	5	1	1	2	1	0	7
vs. Towson	11/16/23		18:12	4-7	3-5	3-3	0-3	3	2	0	1	0	0	14
vs. Utah	11/17/23		27:45	6-13	1-4	2-3	2-4	6	1	0	1	0	3	15
vs. Dayton	11/19/23		20:27	2-10	0-5	0-0	0-2	2	2	1	0	0	1	4
MONTANA	11/24/23		19:18	3-5	2-3	3-4	3-3	6	0	0	1	0	2	11
at Xavier	12/1/23	*	36:20	2-12	1-6	5-6	0-2	2	1	4	0	0	3	10
RICE	12/6/23	*	17:23	4-8	2-6	2-2	1-3	4	1	3	2	0	1	12
JACKSON STATE	12/9/23	*	22:04	6-13	5-9	8-10	1-2	3	2	1	1	0	3	25
vs. rv/rv Texas A&M	12/16/23	*	35:23	7-17	5-13	2-2	5-1	6	2	0	2	0	1	21
TEXAS STATE	12/21/23	*	27:04	2-10	2-9	11-11	1-2	3	2	1	1	0	4	17
PENN	12/30/23	*	27:57	5-10	2-5	0-0	2-2	4	3	1	1	0	1	12
* WEST VIRGINIA	1/6/24	*	20:52	3-4	1-2	1-1	2-5	7	3	0	2	0	3	8
* at rv/rv Iowa State	1/9/24	*	37:04	6-12	5-10	3-4	1-4	5	4	0	1	0	1	20
* at rv/rv TCU	1/13/24	*	28:54	2-7	1-4	3-4	0-0	0	4	1	1	0	3	8
* #25/25 TEXAS TECH	1/17/24	*	20:57	3-8	2-5	0-0	0-3	3	3	0	1	0	0	8
* UCF	1/20/24	*	19:33	0-7	0-3	2-2	0-1	1	5	0	0	0	0	2
* at #21/19 BYU	1/23/24	*	25:17	1-6	0-2	7-9	4-5	9	2	1	2	0	2	9
* rv/rv KANSAS STATE	1/27/24	*	30:57	3-15	2-8	1-2	2-4	6	1	2	1	0	3	9
* at rv/rv Texas	1/29/24	*	40:39	3-8	3-6	4-4	0-8	8	0	2	2	0	1	13
* at #8/9 Kansas	2/3/24	*	31:23	4-14	3-9	0-0	0-1	1	2	1	0	0	0	11
* OKLAHOMA STATE	2/6/24	*	29:00	6-11	3-5	1-2	1-3	4	4	1	2	0	0	16
* at Cincinnati	2/10/24	*	34:01	3-7	1-3	2-2	1-5	6	2	0	1	0	1	9
* rv/rv TEXAS	2/17/24	*	26:29	5-11	1-5	4-4	0-3	3	4	1	0	0	4	15
* #6/6 IOWA STATE	2/19/24	*	29:33	5-13	2-7	8-9	0-1	1	2	0	0	0	4	20
* at #11/11 Baylor	2/24/24	*	32:58	5-12	2-6	6-6	0-2	2	4	1	2	0	2	18
* CINCINNATI	2/27/24	*	35:30	3-12	3-8	2-2	1-3	4	4	0	1	0	2	11
* at rv/rv Oklahoma	3/2/24	*	26:34	4-8	3-5	0-0	1-2	3	4	1	1	0	0	11
* at UCF	3/6/24	*	29:40	1-7	1-4	1-2	1-2	3	4	1	1	0	2	4
* #14/15 KANSAS	3/9/24	*	31:53	3-7	3-7	0-0	1-4	5	3	2	1	0	1	9
vs. (8) TCU	3/14/24	*	33:47	4-12	2-7	4-4	0-4	4	3	1	1	0	0	14
vs. #25/23 (4) Texas Tech	3/15/24	*	37:29	5-12	4-8	3-3	1-3	4	4	2	2	0	0	17
vs. #7/8 (2) Iowa State	3/16/24	*	24:59	2-9	1-5	0-0	0-0	0	4	1	1	0	3	5
vs. (16) Longwood	3/22/24	*	28:31	4-10	3-6	2-4	0-1	1	2	0	2	0	1	13
vs. (9) Texas A&M	3/24/24	*	34:15	8-16	7-14	7-8	0-3	3	5	1	1	1	2	30
vs. #13/14 (4) Duke	3/29/24	*	35:43	2-7	0-2	3-3	0-1	1	1	1	0	1	1	7

SHARP's 2022-23 GAME-BY-GAME (30-3 • 17-1 American)

Opponent	Date	GS	Min	FG-A	3FG-A	FT-A	Off-Def	Tot	PF	A	TO	Blk	Stl	Pts
NORTHERN COLORADO	11/7/22		7:41	4-7	3-5	0-0	2-0	2	3	1	0	0	1	11
vs. Saint Joseph's	11/11/22		3:14	0-1	0-1	0-0	0-1	1	0	0	1	0	0	0
ORAL ROBERTS	11/14/22		11:47	2-2	0-0	2-2	0-2	2	2	0	3	0	0	6
TEXAS SOUTHERN	11/16/22		6:33	0-1	0-1	0-0	0-0	0	1	1	0	0	0	0
at rv/rv Oregon	11/20/22		DNP – Coach's Decision											
KENT STATE	11/26/22		DNP – Coach's Decision											
NORFOLK STATE	11/29/22		19:01	1-6	1-4	0-0	1-1	2	0	0	1	0	0	3
vs. –/rv Saint Mary's (Calif.)	12/3/22		DNP – Coach's Decision											
NORTH FLORIDA	12/6/22		19:14	3-5	3-5	0-0	0-0	0	0	0	1	0	0	9
#8/10 ALABAMA	12/10/22		DNP – Coach's Decision											
NORTH CAROLINA A&T	12/13/22		25:39	3-5	1-3	3-3	0-3	3	3	2	3	0	0	10
at #2/2 Virginia	12/17/22		9:26	0-2	0-2	0-0	0-1	1	1	0	1	0	0	0
McNEESE	12/21/22		19:11	6-10	6-10	0-0	2-1	3	0	1	1	0	0	18
* at Tulsa	12/28/22		20:17	4-7	3-5	3-3	0-4	4	4	0	4	0	0	14
* UCF	12/31/22		8:25	0-2	0-1	0-0	0-2	2	0	0	0	0	0	0
* SMU	1/5/23		23:31	1-9	1-7	3-3	2-8	10	3	0	0	0	0	6
* at Cincinnati	1/8/23		4:07	0-1	0-1	0-0	0-0	0	0	0	0	0	0	0
* SOUTH FLORIDA	1/11/23		14:51	3-6	2-5	0-0	0-0	0	3	0	1	0	0	8
* at Tulane	1/17/23		13:15	1-2	1-2	3-3	0-1	1	3	1	2	0	2	6
* TEMPLE	1/22/23		11:56	1-2	1-2	0-0	1-0	1	2	0	1	0	0	3
* at UCF	1/25/23		23:38	5-7	4-6	4-4	0-3	3	3	0	0	1	0	18
* CINCINNATI	1/28/23		23:51	1-5	1-5	2-3	0-2	2	1	1	1	0	0	5
* at Wichita State	2/2/23		6:22	0-2	0-2	0-0	0-1	1	2	0	0	0	0	0
* at Temple	2/5/23		19:33	2-4	1-3	1-2	1-2	3	2	0	0	0	0	6
* at SMU	2/16/23		22:33	2-8	2-6	1-2	3-2	5	3	2	1	1	0	7
* MEMPHIS	2/19/23		15:49	1-7	0-4	0-0	0-0	0	3	1	0	0	2	2
* TULANE	2/22/23		17:18	1-8	1-6	2-2	3-2	5	2	2	1	0	1	5
* at East Carolina	2/25/23		17:29	0-2	0-1	0-0	1-1	2	3	1	1	0	1	0
* WICHITA STATE	3/2/23		10:15	1-3	1-3	4-4	1-1	2	3	1	1	0	0	7
* at Memphis	3/5/23		14:16	2-4	1-3	0-0	0-0	0	2	0	1	0	0	5
vs. (9) East Carolina	3/10/23		18:09	1-6	1-4	1-2	0-2	2	4	0	0	0	1	4
vs. (4) Cincinnati	3/11/23		22:42	1-5	0-2	0-0	0-3	3	4	0	0	0	0	2
vs. (2) Memphis	3/12/23		12:37	1-5	1-5	0-0	2-0	2	2	0	0	0	0	3
vs. (16) Northern Kentucky	3/16/23		22:43	3-4	2-3	2-2	0-1	1	3	1	0	0	0	10
vs. (9) Auburn	3/18/23		12:54	1-4	1-3	4-5	0-4	4	2	0	0	0	1	7
vs. #16/15 (5) Miami (Fla.)	3/24/23		17:30	3-8	2-6	0-0	0-2	2	3	0	0	0	0	8

SHARP's 2021-22 GAME-by-GAME (0-0 • 0-0 American)

Opponent	Date	GS	Min	FG-A	3FG-A	FT-A	Off-Def	Tot	PF	A	TO	Blk	Stl	Pts
Sat out as a redshirt														



#11 JOSEPH TUGLER

Forward

6-8 • 230 • Sophomore-1L

Monroe, La. (Cypress Falls HS)

Undeclared Major

📷 joseph_tugler X joseph_tugler

CAREER HIGHS

Points

17, vs. Hofstra (11/22/24)

Field Goals Made

6, vs. Hofstra (11/22/24)

Field Goal Attempts

9, vs. #24/23 (8) Gonzaga (3/22/25)
9, at rv/rv West Virginia (1/29/25)
9, at Kansas State (1/11/25)

3-Point Field Goals Made

2, vs. Hofstra (11/22/24)

3-Point Field Goal Attempts

2, vs. #9/9 Alabama (11/26/24)
2, vs. Hofstra (11/22/24)

Free Throws Made

6, vs. #11/11 Auburn (11/9/24)

Free Throw Attempts

8, vs. #11/11 Auburn (11/9/24)

Rebounds

11, vs. #24/23 (8) Gonzaga (3/22/25)

Offensive Rebounds

6, vs. #24/23 (8) Gonzaga (3/22/25)
6, at Colorado (2/8/25)

Defensive Rebounds

6, vs. Butler (12/7/24)
6, vs. #9/9 Alabama (11/26/24)

Assists

4, vs. Hofstra (11/22/24)

Steals

4, vs. Utah (1/22/25)
4, vs. Rice (12/6/23)

Blocked Shots

8, vs. #9/9 Alabama (11/26/24)

Minutes Played

35:37, at #12/11 Kansas (1/25/25)

HONORS

- 2024-25 Big 12 Conference Defensive Player of the Year
- 2024-25 All-Big 12 Conference Third Team
- 2024-25 Big 12 Conference All-Defensive Team

SOPHOMORE (2024-25)

Grabbed nine rebounds, including a game-high eight offensive boards, and added two blocks and a pair of steals in charity exhibition win vs. #13/15 Texas A&M (10/27)... Tied for team lead with five points and led Cougars with three blocked shots in season-opening win vs. Jackson State inside Fertitta Center... Added five points against the Tigers (11/4)... Scored 10 points, tied for lead with seven rebounds and blocked two shots against #11/11 Auburn in Mattress Firm Battleground 2k24 inside Toyota Center (11/9)... Led all players with four offensive rebounds in home win over Louisiana (11/13)... Led the Cougars with 17 points on 6-of-6 shooting from the field and grabbed four rebounds with four assists in home win over Hofstra... Also drained a pair of 3-pointers and blocked a shot against the Pride (11/22)... Blocked a game-high eight shots and added eight rebounds with two points and a pair of assists against #9/9 Alabama during first day of Players Era Festival inside MGM Grand Garden Arena in Las Vegas (11/26)... Became only sixth Cougar

in school history to block 8+ shots in a game... Grabbed nine rebounds, including five offensive boards, and added two points and three assists against San Diego State during Players Era Festival Third-Place Game (11/30)... Scored 13 points on 5-of-6 shooting from the field and grabbed three rebounds with three blocks, two steals and an assist in home win over Toledo (12/18)... Grabbed seven rebounds and tied for team lead with four blocks in home win over Texas A&M-Corpus Christi (12/21)... Tied for team lead with six rebounds, including four offensive boards, and added three points with two assists, three blocks and a steal in home win over TCU (1/6)... Posted first double-double of career with 13 points and 10 rebounds in road win at Kansas State... Added two assists and a pair of blocked shots against the Wildcats (1/11)... Led all players with four offensive rebounds and two blocks in home win over rv/#25 West Virginia (1/15)... Led all players with five blocked shots and grabbed seven rebounds in road win at #12/11 Kansas (1/25)... Led all players with seven rebounds and scored 12 points in road win at rv/rv West Virginia (1/29)... Led all players with eight rebounds, including five offensive boards, against #22/19 Texas Tech (2/1)... Scored seven points with nine rebounds, three assists, a steal and two blocked shots in home win over Oklahoma State (2/4)... Led all players with 10 rebounds, including six offensive boards, in road win at Colorado (2/8)... Scored six points and led all players with eight rebounds, including five offensive boards, in home win over rv/rv Baylor (2/10)... Led Cougars with seven rebounds and tied for team lead with two blocks in Senior Night home win over Kansas (3/3). **Phillips 66 Big 12 Championship:** Scored 10 points and grabbed a game-high nine rebounds with three blocked shots in Quarterfinal win over (16) Colorado (3/13)... Blocked a game-high three shots with two points and six rebounds in Title Game win over rv/#24 (3) Arizona (3/15). NCAA Tournament: Posted 10 points with a game-high 11 rebounds for his second double-double of the season and added two blocks and an assist in Second Round win over #24/23 (8) Gonzaga inside INTRUST Bank Arena in Wichita, Kan. (3/22).

2024-25 GAME-by-GAME STATISTICS (32-4 • 19-1 Big 12)

Date	Opponent	GS	Min	FG-A	3FG-FGA	FT-FTA	OR-DR	Tot	PF	A	TO	Blk	Stl	Pts
11/4/24	JACKSON STATE	*	25:27	2-4	1-1	0-0	3-4	7	2	1	1	3	1	5
11/9/24	vs. #11/11 Auburn		31:07	2-4	0-1	6-8	4-3	7	4	0	0	2	2	10
11/13/24	LOUISIANA		17:13	1-3	0-0	0-4	4-1	5	3	0	1	1	1	2
11/22/24	rv/- HOFSTRA		16:48	6-6	2-2	3-5	3-1	4	1	4	0	1	0	17
11/26/24	vs. #9/9 Alabama		30:58	1-5	0-2	0-1	2-6	8	4	2	2	8	1	2
11/27/24	vs. Notre Dame		10:54	3-5	0-0	0-2	0-3	3	4	1	1	0	1	6
11/30/24	vs. San Diego State		27:50	1-6	0-0	0-0	5-4	9	2	3	2	0	0	2
12/7/24	BUTLER	*	18:59	3-4	0-0	0-0	2-6	8	3	0	2	2	0	6
12/10/24	TROY	*	14:08	1-3	0-0	0-0	4-2	6	4	0	0	3	0	2
12/18/24	TOLEDO	*	16:10	5-6	0-0	3-3	2-1	3	3	1	2	3	2	13
12/21/24	TEXAS A&M-CORPUS CHRISTI	*	23:19	2-5	0-1	1-2	3-4	7	2	0	1	4	2	5
12/30/24	* at Oklahoma State		19:19	2-6	0-0	0-0	1-1	2	5	2	1	3	0	4
1/4/25	* BYU	*	18:27	1-1	0-0	3-4	3-2	5	5	0	3	2	0	5
1/6/25	* TCU	*	23:32	1-3	0-0	1-2	4-2	6	2	2	2	3	1	3
1/11/25	* at Kansas State	*	25:31	5-9	0-1	3-6	5-5	10	3	2	1	2	0	13
1/15/25	* rv/#25 WEST VIRGINIA	*	19:56	0-1	0-0	0-0	4-1	5	4	0	0	2	2	0
1/18/25	* at UCF	*	12:23	1-2	0-0	0-0	0-2	2	3	0	1	1	0	2
1/21/25	* UTAH	*	13:20	2-3	0-0	0-0	0-2	2	5	0	0	2	4	4
1/25/25	* at #12/11 Kansas	*	35:37	4-4	0-0	1-2	2-5	7	2	0	1	5	0	9
1/29/25	* at rv/rv West Virginia	*	27:34	5-9	0-1	2-2	3-4	7	4	0	1	1	0	12
2/1/25	* #22/19 TEXAS TECH	*	24:18	2-5	0-0	1-4	5-3	8	4	1	0	1	1	5
2/4/25	* OKLAHOMA STATE	*	24:58	2-6	0-0	3-4	4-5	9	3	3	3	2	1	7
2/8/25	* at Colorado	*	28:24	0-2	0-0	0-0	6-4	10	3	0	0	0	0	0
2/10/25	* rv/rv BAYLOR	*	27:23	3-4	0-0	0-0	5-3	8	1	1	0	1	0	6
2/15/25	* at #13/13 Arizona	*	21:38	4-7	0-0	0-0	1-4	5	4	0	0	1	1	8
2/18/25	* at Arizona State	*	7:41	2-3	0-0	0-0	0-1	1	5	0	2	1	0	4
2/22/25	* #8/8 IOWA STATE	*	19:45	1-3	0-0	0-0	1-1	2	4	0	2	1	2	2
2/24/25	* at #10/10 Texas Tech	*	20:47	4-5	0-0	0-1	0-3	3	5	2	1	1	1	8
3/1/25	* CINCINNATI	*	18:54	2-2	0-0	2-3	1-4	5	1	3	0	2	1	6
3/3/25	* KANSAS	*	27:16	2-5	0-1	1-2	3-4	7	1	0	2	2	2	5
3/8/25	* at Baylor	*	28:25	1-3	0-0	0-0	1-3	4	2	1	0	2	1	2
3/13/25	vs. (16) Colorado	*	28:19	4-6	0-0	2-4	4-5	9	2	1	0	3	1	10
3/14/25	vs. #17/18 (4) BYU	*	24:04	1-4	0-1	1-2	1-4	5	3	0	1	2	3	3
3/15/25	vs. rv/#24 (3) Arizona	*	17:44	1-1	0-0	0-0	1-5	6	5	0	2	3	1	2
3/20/25	vs. (16) SIUE	*	16:57	0-2	0-0	0-0	2-3	5	1	1	0	1	2	1
3/22/25	vs. #24/23 (8) Gonzaga	*	5-9	0-0	0-0	0-0	6-5	11	1	1	1	2	0	10
3/28/25	vs. #22/22 (4) Purdue		---	---	---	---	---	---	---	---	---	---	---	---

CAREER STATISTICS

Year	W-L	GP-GS	MP	FG-FGA	Pct	3P-A	Pct	FT-FTA	Pct	Off-Def	Reb - Avg	PF-DQ	Ast	TO	Blk	Stl	Pts - Avg
2023-24	25-3	28-1	448	43-78	.551	0-2	.000	19-41	.463	53-62	115 - 4.1	85-2	8	13	30	26	105 - 3.8
2024-25	32-4	36-29	785	82-156	.526	3-11	.273	33-61	.541	95-116	211 - 5.9	110-6	32	36	73	34	200 - 5.6
Totals	57-7	64-30	1,233	125-234	.534	3-13	.231	52-102	.510	148-178	326 - 5.1	195-8	40	49	103	60	305 - 4.8

2 NCAA National Championship Game Appearances • 6 NCAA Final Four Appearances • 26 NCAA Tournaments • 22 Conference Championships • 2 NBA Draft No. 1 Overall Picks • 12 NBA Draft First-Round Selections

TUGLER'S 2022-23 GAME-BY-GAME (25-3 • 12-3 Big 12)

Opponent	Date	GS	Min	FG-A	3FG-A	FT-A	Off-Def	Tot	PF	A	TO	Blk	Stl	Pts
ULM	11/6/23		12:25	1-2	0-0	0-0	4-2	6	3	1	1	1	0	2
TEXAS A&M-CORPUS CHRISTI	11/11/23		20:56	1-3	0-1	0-0	1-2	3	4	1	0	3	0	2
STETSON	11/13/23		15:38	1-2	0-0	0-0	1-3	4	2	1	0	1	2	2
vs. Towson	11/16/23		16:01	0-1	0-0	0-0	2-1	3	4	0	0	0	0	0
vs. Utah	11/17/23		10:01	1-1	0-0	2-6	1-0	1	3	0	0	0	1	4
vs. Dayton	11/19/23		11:11	1-1	0-0	1-2	0-1	1	3	0	0	1	0	3
MONTANA	11/24/23		17:12	1-2	0-0	1-2	0-2	2	2	0	0	2	1	3
at Xavier	12/1/23		12:39	3-4	0-0	0-0	3-3	6	5	0	1	2	1	6
RICE	12/6/23		13:47	3-3	0-0	1-2	2-0	2	3	0	3	1	4	7
JACKSON STATE	12/9/23		23:01	0-0	0-0	1-2	5-4	9	3	0	0	1	3	1
vs. rv/rv Texas A&M	12/16/23		21:25	2-4	0-0	0-0	3-2	5	3	1	0	3	0	4
TEXAS STATE	12/21/23		19:15	2-5	0-0	0-0	3-1	4	2	0	0	2	1	4
PENN	12/30/23	*	21:08	5-7	0-0	3-6	3-4	7	3	1	0	2	2	13
* WEST VIRGINIA	1/6/24		17:47	2-4	0-0	2-2	1-4	5	4	0	1	0	2	6
* at rv/rv Iowa State	1/9/24		17:03	1-1	0-0	1-2	1-4	5	5	0	1	0	0	3
* at rv/rv TCU	1/13/24		11:06	2-3	0-0	0-0	1-2	3	4	0	0	0	0	4
* #25/25 TEXAS TECH	1/17/24		12:40	1-2	0-0	0-0	0-5	5	4	0	1	0	1	2
* UCF	1/20/24		14:42	0-1	0-0	0-1	4-1	5	3	1	0	2	1	0
* at #21/19 BYU	1/23/24		10:58	1-3	0-0	1-4	1-3	4	2	0	1	1	1	3
* rv/rv KANSAS STATE	1/27/24		16:00	2-2	0-0	3-6	0-3	3	4	0	0	1	1	7
* at rv/rv Texas	1/29/24		19:22	2-4	0-0	0-0	4-1	5	3	0	0	2	0	4
* at #8/9 Kansas	2/3/24		33:47	3-7	0-0	2-2	5-3	8	3	0	2	1	2	8
* OKLAHOMA STATE	2/6/24		13:33	1-4	0-0	0-0	3-3	6	4	0	0	1	1	2
* at Cincinnati	2/10/24		19:36	2-3	0-0	1-2	1-2	3	3	2	0	2	0	5
* rv/- TEXAS	2/17/24		13:31	1-1	0-0	0-2	1-2	3	3	0	1	1	1	2
* #6/6 IOWA STATE	2/19/24		11:20	0-3	0-1	0-0	0-2	2	1	0	1	0	1	0
* at #11/11 Baylor	2/24/24		12:39	3-3	0-0	0-0	1-2	3	1	0	0	0	0	6
* CINCINNATI	2/27/24		9:38	1-2	0-0	0-0	2-0	2	1	0	0	0	0	2

Sat out for the remainder of the season with a foot injury



#7 MIŁOS UZAN

Guard

6-4 • 190 • Junior-TR

Las Vegas, Nev. (Oklahoma/Desert Pines HS)

Integrated Studies

lossyuzan

CAREER HIGHS

Points

25, vs. rv/#24 (3) Arizona (3/15/25)
20, at #11/11 Kansas State (3/1/23)

Field Goals Made

8, vs. rv/#24 (3) Arizona (3/15/25)
8, at #10/10 Texas Tech (2/24/25)
8, at #13/13 Arizona (2/15/25)
8, vs. Providence (12/5/23)

Field Goal Attempts

16, vs. rv/#24 (3) Arizona (3/15/25)
16, at #11/11 Kansas State (3/1/23)

3-Point Field Goals Made

4, vs. rv/#24 (3) Arizona (3/15/25)
3, done four times; Most recently
vs. Arkansas-Pine Bluff (11/30/23)

3-Point Field Goal Attempts

6, done five times; Most recently
vs. #24 (3) Arizona (3/15/25)
7, at Oklahoma State (2/24/24)
7, at Kansas State (3/1/23)

Free Throws Made

5, vs. rv/#24 (3) Arizona (3/15/25)
5, vs. #17/18 (4) BYU (3/14/25)
3, vs. Kansas (2/17/24)
3, vs. TCU (3/4/23)
3, at Kansas State (3/1/23)

Free Throw Attempts

6, vs. #17/18 (4) BYU (3/14/25)
4, vs. Kansas (2/17/24)
4, vs. TCU (3/4/23)

Rebounds

9, at #12/11 Kansas (1/25/25)
12, vs. Providence (12/5/23)

Offensive Rebounds

2, vs. Providence (12/5/23)
2, vs. Iowa State (1/4/23)

Defensive Rebounds

9, at #12/11 Kansas (1/25/25)
10, vs. Providence (12/5/23)

Assists

10, vs. Jackson State (11/4/24)
10, at TCU (1/10/24)

Steals

4, vs. Jackson State (11/4/24)
4, vs. Texas (1/23/24)
4, vs. Providence (12/5/23)

Blocked Shots

1, done three times; Most recently
at UCF (1/18/25)
2, at Iowa State (2/28/24)
2, vs. Arkansas-Pine Bluff (11/30/23)
2, vs. Nebraska (11/24/22)

Minutes Played

41:20, at #12/11 Kansas (1/25/25)
40:21, at Oklahoma State (2/24/24)

indicates accomplished at Oklahoma

HONORS

- 2024-25 All-Big 12 Conference Second Team
- 2024-25 NABC All-Gulf District First Team
- 2024-25 Big 12 Championship All-Tournament Team
- USBWA Oscar Robertson National Player of the Week (Jan. 27, 2025)
- Big 12 Conference Player of the Week (Jan. 27, 2025)

JUNIOR (2024-25)

Scored five points with four rebounds, two assists and a steal in charity exhibition win vs. #13/15 Texas A&M (10/27)... Flirted with a triple-double in his Houston regular-season debut vs. Jackson State inside Fertitta Center... Led all players with 10 assists and four steals, tied for game-high honors with seven rebounds and added eight points on 3-of-6 shooting against the Tigers (11/4)... Posted 10 points with two rebounds and a game-high four assists against #11/11 Auburn in Mattress Firm Battleground 2k24 inside Toyota Center (11/9)... Totaled 13 points on 5-of-9 shooting and led all players with five assists in home win over Louisiana (11/13)... Topped all players with six assists and added four points and five rebounds in home win over Hofstra (11/22)... Scored 10 points and dished out a game-high nine assists with three rebounds and only one turnover against Notre Dame during second day of Players Era Festival inside MGM Grand Garden Arena in Las Vegas (11/27)...

Scored 13 points and added three assists with two rebounds and a pair of steals against Butler during Big 12-Big East Challenge (12/7)... Dished out five assists without a turnover in home win over Troy (12/10)... Posted 10 points with five rebounds and four assists in home win over Toledo (12/18)... Finished with 12 points on 4-of-5 shooting and dished out six assists in home win over Texas A&M-Corpus Christi (12/21)... Totaled 12 points with six rebounds, four assists and two steals in road win at Oklahoma State (12/30)... Scored seven points and dished out a game-high eight assists with no turnovers in home win over BYU (1/4)... Posted nine points with three rebounds, three assists and three steals in home win over TCU (1/6)... Dished out four assists with no turnovers and led all players with seven rebounds to go with a pair of steals in home win over rv/#25 West Virginia (1/15)... Handed out a game-high five assists with eight points, three rebounds, a block and no turnovers in road win at UCF (1/18)... Led all players with 14 points on 6-of-9 shooting and dished out a team-high five assists in home win over Utah (1/22)... Nearly posted a triple-double in road win at #12/11 Kansas... Finished with 17 points, tied for team-lead with nine rebounds and led Cougars with nine assists against the Jayhawks... Tipped Kansas inbound pass leading to Mylik Wilson game-tying 3-pointer with six seconds remaining in first overtime (1/25)... Honored as Big 12 Conference Player of the Week for Jan. 27 following those games... Posted 17 points on 6-of-10 shooting and dished out five assists with two rebounds and no turnovers in home win over Oklahoma State (2/4)... Finished with 12 points, five rebounds, six assists, a steal and no turnovers in road win at Colorado (2/8)... Led all players with six assists and no turnovers in more than 34 minutes and scored 12 points with two rebounds in home win over rv/rv Baylor (2/10)... Posted a game-high 19 points on 8-of-12 shooting and dished out five turnovers with two steals and no turnovers in more than 38 minutes in road win at #13/13 Arizona (2/15)... Posted 19 points on 7-of-10 shooting and grabbed four rebounds in home win over #8/8 Iowa State (2/22)... Scored career-high 22 points on 8-of-15 shooting with three 3-pointers and grabbed two rebounds with two assists and a pair of steals in road win at #10/10 Texas Tech... Buried a key 3-pointer with the shot clock winding down to give Houston a 6-point lead with 45 seconds left (2/24)... Scored 12 points with two rebounds and a team-high three assists in road win at Baylor (3/8). **Phillips 66 Big 12 Championship:**

2024-25 GAME-BY-GAME STATISTICS (32-4 • 19-1 Big 12)

Date	Opponent	GS	Min	FG-A	3FG-FGA	FT-FTA	OR-DR	Tot	PF	A	TO	Blk	Stl	Pts
11/4/24	JACKSON STATE	*	25:38	3-6	2-4	0-0	0-7	7	1	10	2	1	4	8
11/9/24	vs. #11/11 Auburn	*	31:27	5-10	0-1	0-0	1-1	2	5	4	3	0	0	10
11/13/24	LOUISIANA	*	21:12	5-9	2-3	1-1	0-4	4	0	5	0	0	2	13
11/22/24	rv/- HOFSTRA	*	21:32	1-5	0-2	2-2	1-4	5	0	6	2	0	0	4
11/26/24	vs. #9/9 Alabama	*	11:51	2-5	1-1	0-0	1-0	1	5	1	2	0	0	5
11/27/24	vs. Notre Dame	*	37:26	4-11	2-5	0-0	0-3	3	0	9	1	0	1	10
11/30/24	vs. San Diego State	*	36:00	4-9	2-3	0-0	0-2	2	5	3	3	0	0	10
12/7/24	BUTLER	*	24:46	6-11	1-3	0-0	1-1	2	4	3	1	0	2	13
12/10/24	TROY	*	20:57	1-7	0-2	0-1	1-0	1	1	5	0	0	0	2
12/18/24	TOLEDO	*	26:45	3-13	1-7	3-4	0-5	5	1	4	1	1	1	10
12/21/24	TEXAS A&M-CORPUS CHRISTI	*	25:14	4-5	2-2	2-2	0-2	2	0	6	1	0	0	12
12/30/24	* at Oklahoma State	*	35:53	5-10	2-6	0-0	1-5	6	3	4	1	0	2	12
1/4/25	* BYU	*	31:04	2-9	2-6	1-2	0-2	2	0	8	0	0	2	7
1/6/25	* TCU	*	30:04	4-6	1-3	0-0	0-3	3	2	3	2	0	3	9
1/11/25	* at Kansas State	*	28:29	4-6	0-0	0-0	1-2	3	2	2	1	0	0	8
1/15/25	* rv/#25 WEST VIRGINIA	*	34:44	3-8	1-4	1-1	1-6	7	0	4	0	0	2	8
1/18/25	* at UCF	*	35:22	4-11	0-2	0-0	0-3	3	1	5	0	1	1	8
1/21/25	* UTAH	*	24:33	6-9	2-4	0-0	1-0	1	2	5	1	0	1	14
1/25/25	* at #12/11 Kansas	*	41:20	6-11	2-4	3-5	0-9	9	4	9	0	0	1	17
1/29/25	* at rv/rv West Virginia	*	37:33	4-10	2-4	0-0	0-0	0	4	2	2	0	1	10
2/1/25	* #22/19 TEXAS TECH	*	37:29	4-12	1-5	1-2	0-1	1	2	2	4	0	1	10
2/4/25	* OKLAHOMA STATE	*	35:54	6-10	3-4	2-2	0-2	2	3	5	0	0	0	17
2/8/25	* at Colorado	*	37:12	4-10	2-2	2-5	1-4	5	0	3	1	0	1	12
2/10/25	* rv/rv BAYLOR	*	34:10	4-9	1-5	3-4	0-2	2	2	6	0	0	2	12
2/15/25	* at #13/13 Arizona	*	38:06	8-12	1-1	2-2	0-2	2	1	1	1	0	3	19
2/18/25	* at Arizona State	*	34:06	3-9	3-6	0-0	0-3	3	3	5	1	0	0	9
2/22/25	* #8/8 IOWA STATE	*	36:14	7-10	3-5	2-2	0-4	4	2	1	4	0	1	19
2/24/25	* at #10/10 Texas Tech	*	34:57	8-15	3-4	3-4	1-1	2	2	2	3	0	2	22
3/1/25	* CINCINNATI	*	33:31	3-9	0-2	0-0	0-3	3	1	2	4	0	2	6
3/3/25	* KANSAS	*	22:58	4-10	2-4	0-0	0-0	0	3	2	1	0	0	10
3/8/25	* at Baylor	*	31:03	5-13	1-6	1-2	1-1	2	3	3	2	0	0	12
3/13/25	vs. (16) Colorado	*	27:51	5-8	2-3	2-2	0-2	2	2	1	3	0	0	14
3/14/25	vs. #17/18 (4) BYU	*	35:36	4-9	1-3	5-6	0-3	3	0	5	0	0	0	14
3/15/25	vs. rv. #24 (3) Arizona	*	36:48	8-16	4-6	5-5	0-4	4	4	4	0	0	0	25
3/20/25	vs. (16) SIUE	*	22:32	6-7	2-2	2-2	0-3	3	1	3	0	0	0	16
3/22/25	vs. #24/23 (8) Gonzaga	*	37:22	2-7	1-2	2-2	0-2	2	1	8	3	0	1	7
3/28/25	vs. #22/22 (4) Purdue	---	---	---	---	---	---	---	---	---	---	---	---	---

CAREER STATISTICS

Year	W-L	GP-GS	MP	FG-FGA	Pct	3P-A	Pct	FT-FTA	Pct	Off-Def	Reb - Avg	PF-DQ	Ast	TO	Blk	Stl	Pts - Avg
2022-23 (OU)	15-17	32-24	909	94-200	.470	29-71	.408	26-34	.765	6-81	87 - 2.7	68-1	96	69	6	24	243 - 7.6
2023-24 (OU)	20-12	32-32	1,015	114-291	.392	34-115	.296	25-37	.676	8-101	109 - 3.4	51-1	139	65	9	38	287 - 9.0
2024-25	32-4	36-36	1,126	157-337	.466	55-126	.437	45-58	.776	12-96	108 - 3.0	70-3	158	49	3	35	414 - 11.5
UH Totals	32-4	35-35	1,088	155-330	.470	54-124	.435	43-56	.768	12-94	106 - 3.0	69-3	150	46	3	34	407 - 11.6
OU Totals	35-29	64-56	1,924	208-491	.424	63-186	.339	51-71	.718	14-182	196 - 3.1	119-2	235	134	15	62	530 - 8.3
Totals	67-33	100-92	3,056	365-828	.441	118-312	.378	96-129	.744	26-278	304 - 3.0	189-5	395	183	18	97	944 - 9.4

2 NCAA National Championship Game Appearances • 6 NCAA Final Four Appearances • 26 NCAA Tournaments • 22 Conference Championships • 2 NBA Draft No. 1 Overall Picks • 12 NBA Draft First-Round Selections

Finished with 14 points and grabbed two rebounds in Quarterfinal win over (16) Colorado (3/13)... Posted 14 points with a game-high five assists, four rebounds and no turnovers in Semifinal win over #17/18 (4) BYU (3/14)... Led all players with 25 points and drained four 3-pointers with a game-high four assists and no turnovers in Title Game win over rv/#24 (3) Arizona (3/15). **NCAA Tournament:** Led all players with 16 points on 6-of-7 shooting and dished out three assists with three rebounds in First Round win over (16) SIUE inside INTRUST Bank Arena in Wichita, Kan. (3/20)... Dished out team-high eight assists and added seven points with two rebounds and a steal in Second Round win over #24/23 (8) Gonzaga (3/22).

UZAN's 2023-24 GAME-BY-GAME at OKLAHOMA (20-12 • 8-10 Big 12)

Opponent	Date	GS	Min	FG-A	3FG-A	FT-A	Off-Def	Tot	PF	A	TO	Blk	Stl	Pts
CENTRAL MICHIGAN	11/6/23	*	30:31	2-6	1-2	1-2	0-2	2	2	4	4	1	0	6
MISSISSIPPI VALLEY STATE	11/10/23	*	26:59	3-10	1-5	0-0	0-3	3	0	3	1	0	1	7
TEXAS STATE	11/14/23	*	24:10	3-6	1-3	1-2	0-4	4	0	5	2	0	1	8
UT RIO GRANDE VALLEY	11/17/23	*	29:03	3-15	0-5	2-2	0-2	2	3	2	4	0	3	8
vs. Iowa	11/23/23	*	32:17	2-7	0-3	0-0	0-5	5	3	9	0	0	0	4
vs. USC	11/24/23	*	30:50	4-11	2-5	0-0	0-4	4	0	4	1	0	1	10
ARKANSAS-PINE BLUFF	11/30/23	*	29:51	3-8	3-7	0-0	0-2	2	2	8	1	2	1	9
PROVIDENCE	12/5/23	*	34:05	8-12	0-0	1-1	2-10	12	1	0	1	1	4	17
vs. Arkansas	12/9/23	*	32:53	4-10	1-4	2-2	0-2	2	2	2	3	0	3	11
GREEN BAY	12/16/23	*	24:23	2-7	0-3	0-0	0-3	3	0	4	3	0	3	4
vs. #11/13 North Carolina	12/20/23	*	32:17	4-8	1-3	1-4	1-4	5	0	2	2	1	0	10
CENTRAL ARKANSAS	12/28/23	*	29:28	1-4	0-1	1-2	0-3	3	1	2	0	0	3	3
MONMOUTH	12/31/23	*	29:28	3-6	2-5	2-2	0-1	1	3	8	1	0	1	10
rv/rv IOWA STATE	1/6/24	*	31:05	5-9	2-5	0-0	0-4	4	1	5	3	0	0	12
* at rv/rv TCU	1/10/24	*	36:10	6-12	1-3	0-0	0-7	7	1	10	1	1	0	13
* at #3/3 Kansas	1/13/24	*	31:52	6-13	2-5	1-1	0-1	1	1	3	1	0	0	15
* WEST VIRGINIA	1/17/24	*	35:43	3-7	1-4	1-2	0-4	4	1	5	2	0	0	8
* at Cincinnati	1/20/24	*	29:10	1-6	0-1	0-0	1-3	4	4	3	2	0	1	2
* rv/rv TEXAS	1/23/24	*	29:45	4-12	1-3	0-0	0-1	1	2	4	1	0	4	9
* #20/21 TEXAS TECH	1/27/24	*	30:14	5-14	2-5	1-2	1-1	2	4	5	0	0	0	13
* at Kansas State	1/30/24	*	35:30	0-4	0-2	2-2	0-4	4	0	8	2	0	2	2
* at UCF	2/3/24	*	30:16	2-8	1-3	0-0	0-2	2	3	2	4	0	0	5
* #21/19 BYU	2/6/24	*	33:36	6-12	2-6	2-2	0-5	5	1	4	1	0	0	16
* OKLAHOMA STATE	2/10/24	*	33:41	3-5	1-2	1-2	0-4	4	0	6	3	0	0	8
* at #12/13 Baylor	2/13/24	*	30:43	4-8	1-4	0-0	0-2	2	3	4	5	0	0	9
* #6/7 KANSAS	2/17/24	*	35:40	3-12	2-4	3-4	0-5	5	1	4	1	0	2	11
* at Oklahoma State	2/24/24	*	40:21	6-15	1-7	1-1	0-2	2	1	2	2	0	1	14
* at #8/6 Iowa State	2/28/24	*	34:39	3-9	2-3	0-0	0-4	4	2	3	5	2	1	8
* #1/1 HOUSTON	3/2/24	*	34:52	3-6	0-1	0-0	1-2	3	1	4	0	1	1	6
* CINCINNATI	3/5/24	*	24:04	1-10	0-2	0-0	1-1	2	5	3	4	0	1	2
* at Texas	3/9/24	*	32:42	5-10	1-5	1-1	1-2	3	1	7	1	0	1	12
vs. TCU	3/13/24	*	37:43	6-9	2-4	1-3	0-2	2	2	4	4	0	3	15

UZAN's 2022-23 GAME-BY-GAME at OKLAHOMA (15-17 • 5-13 Big 12)

Opponent	Date	GS	Min	FG-A	3FG-A	FT-A	Off-Def	Tot	PF	A	TO	Blk	Stl	Pts
SAM HOUSTON	11/7/22		19:51	1-1	0-0	2-2	0-0	0	3	1	4	1	1	4
ARKANSAS-PINE BLUFF	11/11/22		28:29	4-5	1-1	2-2	0-2	2	2	2	3	0	3	11
UNCW	11/15/22		17:51	1-1	0-0	0-0	0-1	1	3	5	0	0	0	2
SOUTH ALABAMA	11/18/22		15:00	1-1	1-1	0-0	0-0	0	1	0	0	0	0	3
vs. Nebraska	11/24/22		14:23	1-3	0-0	0-0	0-0	0	1	0	0	2	0	2
vs. Seton Hall	11/25/22		21:40	1-4	0-1	2-2	1-0	1	1	5	0	0	2	4
vs. Mississippi	11/27/22		18:20	1-2	0-0	0-0	0-3	3	0	1	1	1	1	2
at Villanova	12/3/22		15:57	0-1	0-1	0-0	0-1	1	1	2	0	0	0	0
KANSAS CITY	12/6/22	*	28:31	5-6	1-2	0-0	0-1	1	0	5	3	0	2	11
vs. #9/8 Arkansas	12/10/22	*	34:11	7-11	1-2	0-1	0-2	2	4	5	1	0	0	15
CENTRAL ARKANSAS	12/17/22	*	25:27	0-4	0-1	0-0	0-4	4	1	9	2	0	0	0
vs. Florida	12/20/22	*	33:18	3-7	0-1	0-0	0-9	9	1	5	3	0	1	6
* #6/6 TEXAS	12/31/22	*	32:14	2-4	1-2	0-0	0-2	2	2	5	3	0	0	5
* #25/25 IOWA STATE	1/4/23	*	31:48	2-6	0-2	0-0	2-2	4	0	4	4	0	2	4
* at -/rv Texas Tech	1/7/23	*	36:32	7-10	2-2	2-2	0-3	3	3	3	4	0	1	18
* at #2/2 Kansas	1/10/23	*	35:05	4-8	1-3	2-2	0-5	5	5	1	1	0	0	11
* WEST VIRGINIA	1/14/23	*	38:02	5-7	1-3	0-2	0-9	9	4	5	4	1	1	11
* at Oklahoma State	1/18/23	*	32:15	4-7	0-0	0-0	0-4	4	2	1	4	0	1	8
* #21/22 BAYLOR	1/21/23	*	27:59	2-5	1-3	0-0	1-1	2	2	4	2	0	1	5
* at #11/11 TCU	1/24/23	*	25:47	1-10	0-3	0-0	0-1	1	2	3	4	0	0	2
#2/2 ALABAMA	1/28/23	*	34:52	1-1	1-1	2-2	0-2	2	1	3	1	0	0	5
* OKLAHOMA STATE	2/1/23	*	27:36	4-10	1-5	2-2	0-4	4	3	1	1	0	0	11
* at rv/- West Virginia	2/4/23	*	23:36	1-8	0-3	0-0	0-3	3	3	2	3	0	0	2
* at #14/12 Baylor	2/8/23	*	29:33	4-11	3-6	0-1	0-3	3	2	0	3	0	1	11
* #9/8 KANSAS	2/11/23	*	30:43	3-8	0-2	0-0	1-1	2	4	0	5	0	3	6
* #12/14 KANSAS STATE	2/14/23	*	26:57	5-8	3-5	0-0	0-1	1	4	2	1	0	0	13
* at #6/5 Texas	2/18/23	*	39:54	6-11	1-3	2-3	0-2	2	3	4	3	0	2	15
* TEXAS TECH	2/21/23	*	36:06	3-7	2-4	2-2	0-2	2	2	1	2	0	2	10
* at #23/21 Iowa State	2/25/23	*	34:30	2-6	2-3	1-2	0-1	1	1	7	3	0	0	7
* at #11/11 Kansas State	3/1/23	*	33:41	7-16	3-5	3-3	0-3	3	4	5	0	0	0	20
* #22/22 TCU	3/4/23	*	33:04	4-6	1-3	3-4	0-6	6	0	2	2	0	0	12
vs. Oklahoma State	3/8/23	*	32:57	2-5	2-3	1-2	1-3	4	3	3	2	1	0	7



#3 RAMON WALKER Jr.

Guard

6-5 • 215 • Senior-3L

Pearland, Texas (Shadow Creek HS)

Health

@ramonwalkerjr X ramonwalker04

CAREER HIGHS

Points

13, at Temple (1/2/22)

Field Goals Made

4, done five times; Most recently vs. Jackson State (11/4/24)

Field Goal Attempts

10, at Temple (1/2/22)

3-Point Field Goals Made

3, done three times; Most recently vs. Tulane (3/12/22)

3-Point Field Goal Attempts

6, vs. Tulane (2/2/22)
6, at Temple (1/2/22)

Free Throws Made

4, vs. UCF (1/20/24)

Free Throw Attempts

6, vs. Jackson State (12/9/23)

Rebounds

7, vs. Texas A&M-Corpus Christi (11/11/23)
7, vs. ULM (11/6/23)
7, vs. rv/rv SMU (2/27/22)

Offensive Rebounds

4, vs. ULM (11/6/23)

Defensive Rebounds

6, at Tulsa (1/15/22)

Assists

2, done six times; Most recently vs. UCF (1/20/24)

Steals

2, vs. Louisiana (11/13/24)
2, vs. Penn (12/30/23)
2, vs. Oklahoma State (12/18/21)

Blocked Shots

1, vs. Cincinnati (3/1/22)
1, at Wichita State (2/20/22)

Minutes Played

37:01, at Temple (1/2/22)

SENIOR (2024-25)

Posted seven points with two assists and two steals in charity exhibition win vs. #13/15 Texas A&M (10/27)... Made regular-season debut in win over Jackson State inside Fertitta Center... Finished with 10 points on 4-of-6 shooting and grabbed four rebounds against the Tigers (11/4)... Snared five rebounds and added a pair of steals in home win over Louisiana (11/13)... Underwent right hand surgery in late December following a collision in practice.

2024-25 GAME-by-GAME STATISTICS (6-2 • 0-0 Big 12)

Date	Opponent	GS	Min	FG-A	3FG-FGA	FT-FTA	OR-DR	Tot	PF	A	TO	Blk	Stl	Pts
11/4/24	JACKSON STATE		18:34	4-6	1-2	1-1	0-4	4	0	0	0	0	0	10
11/9/24	vs. #11/11 Auburn		1:57	0-0	0-0	0-0	0-0	0	1	0	0	0	0	0
11/13/24	LOUISIANA		16:26	1-2	0-1	0-0	2-3	5	0	0	0	0	2	2
11/22/24	rv/- HOFSTRA		14:35	1-2	1-1	0-0	0-3	3	1	0	1	1	0	3
11/26/24	vs. #9/9 Alabama		7:08	0-0	0-0	0-0	2-1	3	1	0	0	0	0	0
11/27/24	vs. Notre Dame		4:35	0-0	0-0	0-0	0-0	0	0	0	0	0	0	0
11/30/24	vs. San Diego State		DNP – Coach's Decision											
12/7/24	BUTLER		18:12	0-0	0-0	0-0	2-1	3	2	0	0	0	0	2
12/10/24	TROY		10:56	0-2	0-0	1-2	0-1	1	0	0	0	1	0	1
12/18/24	TOLEDO		DNP – Injury											
12/21/24	TEXAS A&M-CORPUS CHRISTI		DNP – Injury											
12/30/24	* at Oklahoma State		DNP – Injury											
1/4/25	* BYU		DNP – Injury											
1/6/25	* TCU		DNP – Injury											
1/11/25	* at Kansas State		DNP – Injury											
1/15/25	* rv/#25 WEST VIRGINIA		DNP – Injury											
1/18/25	* at UCF		DNP – Injury											
1/21/25	* UTAH		DNP – Injury											
1/25/25	* at #12/11 Kansas		DNP – Injury											
1/29/25	* at rv/rv West Virginia		DNP – Injury											
2/1/25	* #22/19 TEXAS TECH		DNP – Injury											
2/4/25	* OKLAHOMA STATE		DNP – Injury											
2/8/25	* at Colorado		DNP – Injury											
2/10/25	* rv/rv BAYLOR		DNP – Injury											
2/15/25	* at #13/13 Arizona		DNP – Injury											
2/18/25	* at Arizona State		DNP – Injury											
2/22/25	* #8/8 IOWA STATE		DNP – Injury											
2/24/25	* at #10/10 Texas Tech		DNP – Injury											
3/1/25	* CINCINNATI		DNP – Injury											
3/3/25	* KANSAS		DNP – Injury											
3/8/25	* at Baylor		DNP – Injury											
3/13/25	vs (16) Colorado		DNP – Injury											
3/14/25	vs. #17/18 (4) BYU		DNP – Injury											
3/15/25	vs. rv/#24 (3) Arizona		DNP – Injury											
3/20/25	vs. (16) SIUE		DNP – Injury											
3/22/25	vs. #24/23 (8) Gonzaga		DNP – Injury											
3/28/25	vs. #22/22 (4) Purdue		--	--	--	--	--	--	--	--	--	--	--	--

CAREER STATISTICS

Year	W-L	GP-GS	MP	FG-FGA	Pct	3P-A	Pct	FT-FTA	Pct	Off-Def	Reb – Avg	PF-DQ	Ast	TO	Blk	Stl	Pts – Avg
2021-22	24-4	28-2	517	28-82	.341	17-62	.274	16-19	.842	22-53	75 – 2.7	46-0	14	15	3	10	89 – 3.2
2022-23	9-1	10-0	151	10-28	.357	4-15	.267	5-7	.714	7-18	25 – 2.5	16-1	4	6	0	2	29 – 2.9
2023-24	23-4	27-0	297	14-41	.341	7-23	.304	18-28	.643	29-49	78 – 2.9	30-0	9	8	0	9	53 – 2.0
2024-25	6-2	8-0	92	6-12	.500	2-4	.500	2-3	.667	6-13	19 – 2.4	5-0	0	1	2	2	16 – 2.0
Totals	62-11	73-2	1,057	58-163	.356	30-104	.288	41-57	.719	64-133	197 – 2.7	97-1	27	30	5	23	187 – 2.6

WALKER Jr.'s 2023-24 GAME-BY-GAME (23-4 • 10-3 American)

Opponent	GS	Min	FG-A	3FG-A	FT-A	O-D-T	PF	A	TO	Blk	Stl	Pts
ULM	16:36	1-3	1-2	2-2	4-3-7	2	2	0	0	0	0	5
TEXAS A&M CORPUS CHRISTI	13:37	3-6	2-3	0-2	2-5-7	2	0	0	0	0	1	8
STETSON	13:48	1-1	0-0	0-0	1-2-3	3	1	1	0	0	0	2
vs. Towson	6:18	0-2	0-0	0-0	2-2-4	2	0	1	0	0	0	0
vs. Utah	DNP – Coach's Decision											
vs. Dayton	1:38	0-0	0-0	2-2	0-0-0	0	0	0	0	0	0	2
MONTANA	17:58	0-2	0-1	1-2	2-2-4	1	1	0	0	0	0	1
at Xavier	1:34	0-0	0-0	0-0	0-0-0	2	0	0	0	0	0	0
RICE	10:08	1-2	0-0	0-1	1-2-3	0	0	0	0	0	0	2
JACKSON STATE	8:51	0-0	0-0	3-6	1-1-2	1	0	1	0	1	3	3
vs. rv/rv Texas A&M	DNP – Coach's Decision											
TEXAS STATE	20:33	2-6	0-3	0-0	2-4-6	4	1	1	0	1	4	4
PENN	24:19	0-2	0-2	0-0	3-3-6	3	1	0	0	2	0	0
* WEST VIRGINIA	14:27	2-2	1-1	0-0	1-4-5	1	0	0	0	1	5	5
* at rv/rv Iowa State	5:28	0-0	0-0	0-0	0-1-1	0	0	1	0	0	0	0
* at rv/rv TCU	5:12	0-1	0-1	0-0	0-1-1	2	0	0	0	0	0	0
* #25/25 TEXAS TECH	10:06	1-4	1-3	0-0	3-1-4	0	0	0	0	0	0	3
* UCF	18:38	1-1	1-1	4-5	1-2-3	1	2	1	0	0	7	7
* at #21/19 BYU	6:36	0-0	0-0	0-0	0-1-1	0	0	0	0	0	0	0
* rv/rv KANSAS STATE	11:58	0-1	0-0	1-2	0-1-1	1	0	0	0	0	1	1
* at rv/rv Texas	4:12	0-0	0-0	0-0	0-1-1	1	0	0	0	0	0	0
* at #8/9 Kansas	3:38	0-1	0-1	0-0	0-0-0	0	0	0	0	0	0	0
* OKLAHOMA STATE	22:05	0-0	0-0	0-0	2-4-6	0	1	0	0	0	0	0
* at Cincinnati	3:57	0-0	0-0	0-0	0-1-1	0	0	0	0	0	0	0
* rv/- TEXAS	11:41	0-1	0-1	2-2	1-3-4	0	0	0	0	0	0	2
* #6/6 IOWA STATE	9:24	0-1	0-1	2-2	0-1-1	0	0	0	1	0	2	2
* at #11/11 Baylor	DNP – Injury											
* CINCINNATI	DNP – Injury											
* at rv/rv Oklahoma	DNP – Injury											
* at UCF	DNP – Injury											
* #14/15 KANSAS	DNP – Injury											
vs. (8) TCU	DNP – Injury											
vs. #25/23 (4) Texas Tech	DNP – Injury											
vs. #7/8 (2) Iowa State	DNP – Injury											
vs. (16) Longwood	14:04	0-1	0-0	1-2	2-0-2	3	0	0	0	2	2	2
vs. (9) Texas A&M	7:06	1-1	0-0	0-0	1-1-2	1	0	0	0	0	2	2
vs. #13/14 (4) Duke	13:16	1-3	1-3	0-0	0-3-3	0	0	1	0	0	3	3

WALKER Jr.'s 2022-23 GAME-BY-GAME (9-1 • 1-0 American)

Opponent	GS	Min	FG-A	3FG-A	FT-A	O-D-T	PF	A	TO	Blk	Stl	Pts
NORTHERN COLORADO	13:38	1-2	1-2	0-0	0-1-1	3	2	0	0	0	3	3
vs. Saint Joseph's	18:09	3-6	2-4	1-2	2-2-4	5	0	0	0	1	9	9
ORAL ROBERTS	20:20	0-1	0-1	0-0	2-4-6	1	0	2	0	0	0	0
TEXAS SOUTHERN	17:47	3-6	1-3	0-0	1-3-4	2	1	0	0	1	7	7
at rv/rv Oregon	7:18	0-0	0-0	2-3	0-0-0	0	0	0	0	0	0	2
KENT STATE	DNP – Illness											
NORFOLK STATE	DNP – Illness											
vs. -/rv Saint Mary's (Calif.)	DNP – Coach's Decision											
NORTH FLORIDA	21:05	0-4	0-3	2-2	0-3-3	2	0	2	0	0	2	2
#8/10 ALABAMA	16:33	0-2	0-1	0-0	1-3-4	3	0	0	0	0	3	3
NORTH CAROLINA A&T	10:18	3-5	0-0	0-0	0-1-1	0	0	2	0	0	6	6
at #2/2 Virginia	DNP – Coach's Decision											
McNEESE	15:36	0-1	0-0	0-0	1-0-1	0	1	0	0	0	0	0
* at Tulsa	9:52	0-1	0-1	0-0	0-1-1	0	0	0	0	0	0	0

Sat out for the remainder of the season

WALKER Jr.'s 2021-22 GAME-BY-GAME (24-4 • 15-3 American)

Opponent	GS	Min	FG-A	3FG-A	FT-A	O-D-T	PF	A	TO	Blk	Stl	Pts
HOFSTRA	DNP – Coach's Decision											
RICE	DNP – Injury											
rv/#25 VIRGINIA	DNP – Injury											
vs. Butler	DNP – Injury											
vs. Wisconsin	DNP – Injury											
vs. rv/#23 Oregon	DNP – Injury											
NORTHWESTERN STATE	DNP – Injury											
BRYANT	DNP – Injury											
ALCORN STATE	DNP – Injury											
at #9/9 Alabama	DNP – Injury											
LOUISIANA	7:09	0-3	0-2	0-0	0-0-0	1	0	0	0	0	0	0
vs. Oklahoma State	17:25	0-0	0-0	3-4	0-1-1	1	0	1	0	2	3	3
TEXAS STATE	22:39	2-4	1-3	0-0	1-4-5	1	1	0	0	0	5	5
* CINCINNATI	Postponed											
* at Temple	37:01	4-10	3-6	2-2	1-2-3	0	0	1	0	1	13	13
* at South Florida	19:11	0-4	0-4	0-0	0-1-1	1	1	1	0	0	0	0
* WICHITA STATE	12:20	1-4	1-4	2-2	0-1-1	1	1	0	0	1	5	5
* at Tulsa	30:45	1-5	0-4	0-0	0-6-6	4	1	1	0	0	2	2
* SOUTH FLORIDA	22:27	1-7	0-5	0-0	2-3-5	3	2	0	0	0	2	2
* EAST CAROLINA	17:01	1-2	1-2	0-0	1-5-6	4	0	0	0	0	3	3
* at UCF	9:28	1-1	0-0	0-0	0-0-0	3	0	0	0	1	2	2
* TULANE	25:21	4-9	1-6	2-2	3-1-4	2	0	1	0	0	11	11
* at Cincinnati	20:33	0-2	0-2	0-0	0-1-1	1	1	0	0	0	0	0
* at -/rv SMU	13:08	0-0	0-0	0-0	0-1-1	1	0	1	0	0	0	0
* MEMPHIS	11:04	0-1	0-1	0-0	1-0-1	0	0	0	0	0	0	0
* UCF	13:15	2-2	2-2	2-3	0-1-1	2	0	1	0	1	8	8
* at Wichita State	31:09	4-6	3-5	0-0	2-0-2	2	0	1	1	0	11	11
* at Tulane	20:02	1-4	1-4	0-0	1-4-5	1	2	0	0	0	3	3
* rv/rv SMU	22:10	0-1	0-1	0-1	2-5-7	3	0	0	0	0	0	0
* CINCINNATI	19:07	0-3	0-2	0-0	0-1-1	3	0	2	1	0	0	0
* TEMPLE	13:12	0-0	0-0	3-1-4	0	0	1	0	0	0	0	0
* at Memphis	12:52	0-1	0-1	0-0	1-2-3	2	1	2	0	1	0	0
vs. Cincinnati	13:06	0-0	0-0	3-3	0-1-1	2	1	0	0	0	3	3
vs. Tulane	23:19	4-7	3-4	0-0	1-5-6	1	1	1	0	1	11	11
vs. Memphis	19:40	0-2	0-2	0-0	1-0-1	0	0	1	0	0	0	0
vs. UAB	16:28	0-1	0-1	2-2	2-4-6	3	2	0	0	1	2	2
vs. #19/16 Illinois	11:55	0-0	0-0	0-0	0-0-0	1	0	0	0	0	0	0
vs. #2/2 Arizona	26:30	2-3	1-2	0-0	0-3-3	2	0	0	1	1	5	5
vs. #6/5 Villanova	8:45	0-0	0-0	0-0	0-0-0	1	0	0	0	0	0	0



#8 MYLIK WILSON

Guard

6-2 • 175 • r-Graduate-1L (RS '22-23)

Rayville, La.-Rayville HS (Texas Tech/Louisiana)

'24 UH graduate in Psychology

Post-baccalaureate work in Health in '24-25

m.w.13 X mylikw13

CAREER HIGHS

Points

18, at #12/11 Kansas (1/25/25)
30, at Appalachian State (1/6/20)

Field Goals Made

8, at #12/11 Kansas (1/25/25)
10, at Appalachian State (1/6/20)

Field Goal Attempts

11, at #12/11 Kansas (1/25/25)
11, vs. Utah (1/22/25)
19, at Appalachian State (1/6/20)

3-Point Field Goals Made

2, done three times; Most recently
at #12/11 Kansas (1/25/25)
5, at UT Arlington (1/16/21)
5, vs. South Alabama (1/2/20)

3-Point Field Goal Attempts

3, done six times; Most recently
vs. rb/#24 (3) Arizona (3/15/25)
9, vs. South Alabama (1/2/20)

Free Throws Made

4, vs. (8) TCU (3/14/24)
4, vs. Penn (12/30/23)
7, at ULM (2/13/21)
7, at Arkansas State (12/18/19)

Free Throw Attempts

5, vs. (8) TCU (3/14/24)
10, at Arkansas State (12/18/19)

Rebounds

13, vs. #17/18 (4) BYU (3/14/25)
16, at UT Arlington (1/16/21)

Offensive Rebounds

4, vs. Texas A&M-Corpus Christi (12/21/24)
6, vs. LSU-Alexandria (12/8/20)

Defensive Rebounds

10, vs. #17/18 (4) BYU (3/14/25)
10, vs. #7/8 (2) Iowa State (3/16/24)
13, at UT Arlington (1/16/21)

Assists

6, vs. Kansas (3/3/25)
8, vs. Coastal Carolina (3/3/20)

Steals

5, vs. Utah (1/22/25)
5, vs. Jackson State (12/9/23)
5, vs. New Orleans (12/15/20)
5, vs. Coastal Carolina (3/3/20)

Blocked Shots

3, vs. (8) TCU (3/14/24)
3, vs. Kansas State (2/28/22)
3, vs. ULM (2/11/21)

Minutes Played

31:34, vs. #25/23 (4) Texas Tech (3/15/24)
40, vs. South Alabama (3/6/21)
40, at Appalachian State (1/6/20)

Accomplished prior to Houston
2019-21 – Louisiana | 2021-22 Texas Tech

GRADUATE (2024-25)

Became 1,000-point scorer in his collegiate career with free throw late in first half at UCF... Led all players with four assists and added five points, three rebounds and a pair of steals in charity exhibition win vs. #13/15 Texas A&M (10/27)... Posted 15 points on 7-of-9 shooting and grabbed three rebounds with three assists and a pair of steals in season-opening win vs. Jackson State inside Fertitta Center (11/4)... Finished with 10 points on 4-of-7 shooting and added five rebounds with four assist, two steals and a blocked shot in home win over Toledo (12/18)... Posted eight points with a team-high 11 rebounds and dished out two assists with a pair of steals in home win over Texas A&M-Corpus Christi (12/21)... Scored 12 points with four rebounds in home win over BYU (1/4)... Finished with nine point and added five rebounds with two assists in home win over TCU (1/6)... Posted seven points with five rebounds, an assist and steal

in road win at UCF (1/18)... Scored four points and led the Cougars with seven rebounds and five steals in home win over Utah (1/22/25)... Poured in a Houston-career-high 18 points on 8-of-11 shooting and grabbed six rebounds in road win at #12/11 Kansas... Scooped up a loose ball on Kansas inbound pass and drained the game-tying 3-pointer with less than two seconds remaining to force second overtime period (1/25)... Led all players with seven rebounds and scored 12 points on 5-of-8 shooting with a pair of steals in road win at Arizona State (2/18)... Finished with 10 points, five rebounds, a team-high six assists and four steals in Senior Night home win over Kansas... Swiped a Jayhawk pass and raced down court for dunk to give Cougars a 5-point lead with less than four minutes remaining (3/3). **Phillips 66 Big 12 Championship:** Grabbed a game-high 13 rebounds and scored five points with three assists and a pair of blocked shots in Semifinal win over #17/18 (4) BYU (3/14)... Tied for team-lead with seven rebounds and scored nine points with an assist and steal in Title Game win over rv/#24 (3) Arizona (3/15). **NCAA Tournament:** Led Cougars with nine rebounds and added two points with a pair of assists in First Round win over (16) SIUE inside INTRUST Bank Arena in Wichita, Kan. (3/20)... Posted three points with five rebounds, two assists and two steals in Second Round win over #24/23 (8) Gonzaga (3/22).

2024-25 GAME-by-GAME STATISTICS (32-4 • 19-1 Big 12)

Date	Opponent	GS	Min	FG-A	3FG-FGA	FT-FTA	OR-DR	Tot	PF	A	TO	Blk	Stl	Pts
11/4/24	JACKSON STATE		20:50	7-9	1-1	0-0	1-2	3	1	3	0	0	2	15
11/9/24	vs. #11/11 Auburn		13:53	1-4	0-0	0-0	2-2	4	0	0	1	0	0	2
11/13/24	LOUISIANA		17:31	3-7	1-1	0-0	1-3	4	1	1	1	0	1	7
11/22/24	rv/- HOFSTRA		11:04	2-3	2-2	0-0	0-1	1	1	2	0	0	0	6
11/26/24	vs. #9/9 Alabama		23:35	3-9	1-2	0-0	1-4	5	2	1	1	0	1	7
11/27/24	vs. Notre Dame		5:54	0-2	0-1	0-0	1-0	1	2	0	0	0	1	0
11/30/24	vs. San Diego State		6:12	1-2	0-0	0-0	0-0	0	1	0	0	0	0	2
12/7/24	BUTLER		1:43	0-0	0-0	0-0	0-1	1	0	0	1	0	1	0
12/10/24	TROY		14:29	0-2	0-0	1-2	0-1	1	1	1	2	0	1	1
12/18/24	TOLEDO		26:47	4-7	0-1	2-2	2-3	5	1	4	3	1	2	10
12/21/24	TEXAS A&M-CORPUS CHRISTI		25:46	3-7	0-2	2-2	4-7	11	2	2	0	0	2	8
12/30/24	* at Oklahoma State		15:48	0-1	0-1	2-2	0-2	2	0	1	0	0	0	2
1/4/25	* BYU		10:42	0-2	0-1	2-2	1-1	2	2	1	1	1	0	2
1/6/25	* TCU		17:33	4-6	1-2	0-0	1-4	5	1	2	1	0	0	9
1/11/25	* at Kansas State		13:19	3-8	0-0	1-2	0-2	2	0	2	0	0	1	7
1/15/25	* rv/#25 WEST VIRGINIA		11:04	0-1	0-0	0-0	0-2	2	0	1	0	0	1	0
1/18/25	* at UCF		17:50	3-6	0-0	1-2	1-4	5	4	1	1	0	1	7
1/21/25	* UTAH		24:18	2-11	0-2	0-1	3-4	7	1	4	0	0	5	7
1/25/25	* at #12/11 Kansas		23:24	8-11	2-3	0-0	3-3	6	3	0	1	0	0	18
1/29/25	* at rv/rv West Virginia		12:36	1-3	0-1	0-0	1-4	5	1	0	3	0	0	2
2/1/25	* #22/19 TEXAS TECH		19:16	3-6	0-0	0-0	2-3	5	4	2	0	0	1	6
2/4/25	* OKLAHOMA STATE		22:58	2-8	0-1	2-2	2-2	4	0	1	1	1	3	6
2/8/25	* at Colorado		25:57	3-6	0-1	1-2	0-3	3	2	1	2	0	2	7
2/10/25	* rv/rv BAYLOR		14:38	3-8	1-2	2-2	0-1	1	1	1	2	0	1	9
2/15/25	* at #13/13 Arizona		6:08	1-2	0-0	0-0	0-1	1	0	0	0	0	1	2
2/18/25	* at Arizona State		22:53	5-8	0-0	2-2	2-5	7	1	1	0	1	2	12
2/22/25	* #8/8 IOWA STATE		8:10	0-1	0-0	0-0	0-1	1	1	0	0	0	1	0
2/24/25	* at #10/10 Texas Tech		14:02	2-5	0-0	2-2	0-3	3	3	0	2	0	1	6
3/1/25	* CINCINNATI		16:38	4-6	0-0	0-0	0-1	1	3	1	1	1	2	8
3/13/25	* KANSAS		27:07	4-10	0-2	2-2	1-4	5	3	6	0	0	4	10
3/8/25	* at Baylor		14:12	1-3	0-0	0-0	0-4	4	1	1	0	0	3	2
3/13/25	vs. (16) Colorado		23:59	1-5	0-1	0-2	1-3	4	0	2	2	0	3	2
3/14/25	vs. #17/18 (4) BYU		29:00	2-4	0-0	1-2	3-10	13	1	3	1	2	1	5
3/15/25	vs. rv/#24 (3) Arizona		27:41	4-10	1-3	0-0	2-5	7	2	1	2	0	1	9
3/20/25	vs. (16) SIUE		22:25	1-7	0-2	0-0	3-6	9	2	2	3	1	0	2
3/22/25	vs. #24/23 (8) Gonzaga		---	---	---	---	---	---	---	---	---	---	---	---
3/28/25	vs. #22/22 (4) Purdue		---	---	---	---	---	---	---	---	---	---	---	---

CAREER STATISTICS

Year	W-L	GP-GS	MP	FG-FGA	Pct	3P-A	Pct	FT-FTA	Pct	Off-Def	Reb - Avg	PF-DQ	Ast	TO	Blk	Stl	Pts - Avg
2019-20 (at UL)	14-15	29-24	991	128-270	.474	7-21	.333	48-68	.706	34-132	166 - 5.7	79-0	85	82	18	68	333 - 11.5
2020-21 (at UL)	17-9	26-26	877	132-301	.439	13-53	.245	59-81	.728	32-111	143 - 5.5	66-1	83	56	25	52	336 12.9
2021-22 (at TTU)	24-8	32-5	487	31-71	.437	2-12	.167	17-27	.630	9-45	54 - 1.7	26-0	53	27	17	38	81 - 2.5
2022-23	0-0																
2023-24	31-5	36-0	574	65-147	.442	7-29	.241	22-37	.595	35-92	127 - 3.5	46-0	29	25	14	33	159 - 4.4
2024-25	32-4	36-1	636	87-196	.444	12-33	.364	22-31	.710	40-106	146 - 4.1	48-0	50	31	9	46	208 - 5.8
UH Totals	63-9	72-1	1,210	152-343	.443	19-62	.306	44-68	.647	75-198	273 - 3.8	94-0	79	56	23	79	367 - 5.1
UL Totals	31-24	55-50	1,868	260-571	.455	20-74	.270	107-149	.718	66-243	309 - 5.6	145-1	168	138	43	120	669 - 12.2
TTU Totals	24-8	32-5	487	31-71	.437	2-12	.167	17-27	.630	9-45	54 - 1.7	26-0	53	27	17	38	81 - 2.5
Totals	118-41	159-56	3,562	443-985	.450	63-208	.303	168-244	.689	150-486	636 - 4.0	265-1	300	221	83	237	1,117 - 7.0

2 NCAA National Championship Game Appearances • 6 NCAA Final Four Appearances • 26 NCAA Tournaments • 22 Conference Championships • 2 NBA Draft No. 1 Overall Picks • 12 NBA Draft First-Round Selections

WILSON's 2023-24 GAME-BY-GAME (32-5 • 15-3 Big 12)

Opponent	GS	Min	FG-A	3FG-A	FT-A	O-D-T	PF	A	TO	Blk	Stl	Pts
ULM	16:52	0-5	0-3	2-2	2-4	2	4	1	2	2	2	2
TEXAS A&M-CORPUS CHRISTI	16:52	2-6	0-1	0-2	2-4	1	2	1	0	4	4	4
STETSON	13:20	5-6	1-1	0-0	2-1-3	1	1	1	0	1	11	11
vs. Towson	21:01	1-6	0-0	0-0	0-1-1	1	0	0	1	1	2	2
vs. Utah	3:41	0-1	0-1	0-0	0-1-1	1	0	0	0	0	0	0
vs. Dayton	8:26	0-2	0-0	0-0	0-0-0	0	0	0	0	0	0	0
MONTANA	3:31	0-1	0-0	0-0	0-0-0	2	0	0	0	0	0	0
at Xavier	1:44	0-0	0-0	0-0	0-0-0	1	0	0	0	0	0	0
RICE	15:43	1-3	0-0	0-0	1-4-5	2	1	1	1	1	2	2
JACKSON STATE	17:59	5-9	0-1	0-0	1-4-5	2	5	1	1	5	10	10
vs. rv/rv Texas A&M	DNP	Coach's Decision										
TEXAS STATE	16:58	4-6	0-0	0-0	2-5-7	1	1	0	0	0	8	8
PENN	22:45	2-6	0-0	4-4	1-0-1	0	1	0	1	1	8	8
* WEST VIRGINIA	12:35	2-5	1-1	1-2	0-1-1	1	1	0	0	0	6	6
* at rv/rv Iowa State	4:28	0-0	0-0	0-0	0-1-1	0	0	1	0	0	0	0
* at rv/rv TCU	6:14	0-3	0-1	0-0	0-2-2	2	0	0	0	0	0	0
* #25/25 TEXAS TECH	2:57	1-2	0-0	0-0	0-0-0	2	0	1	0	0	0	0
* UCF	22:31	4-10	0-0	0-0	0-7-7	4	1	2	0	1	8	8
* at #21/19 BYU	10:11	1-4	1-3	0-0	1-2-3	1	0	1	0	0	3	3
* rv/rv KANSAS STATE	12:57	1-2	0-0	2-2	1-1-2	1	0	1	1	0	4	4
* at rv/rv Texas	4:23	1-1	0-0	0-0	0-1-1	1	0	1	0	0	2	2
* at #8/9 Kansas	11:58	1-5	0-3	0-0	0-0-0	0	0	0	0	2	2	2
* OKLAHOMA STATE	20:34	5-10	0-1	2-3	1-3-4	0	0	0	0	2	12	12
* at Cincinnati	21:09	2-5	0-0	0-0	3-4-7	2	2	0	0	3	4	4
* rv/- TEXAS	15:14	1-6	0-2	1-2	3-4-7	1	1	1	0	0	3	3
* #6/6 IOWA STATE	19:31	3-4	1-2	0-2	1-5-6	0	1	1	2	1	7	7
* at #11/11 Baylor	19:11	1-4	0-1	1-2	0-3-3	3	0	1	0	0	3	3
* CINCINNATI	18:29	1-3	0-0	0-2	0-1-1	0	0	1	0	2	2	2
* at rv/rv Oklahoma	24:22	4-4	0-0	2-2	3-2-5	0	1	0	1	1	10	10
* at UCF	18:09	0-1	0-0	0-1	2-0-2	3	0	1	0	0	0	0
* #14/15 KANSAS	19:58	3-4	0-1	0-0	2-4-6	1	1	0	0	1	6	6
* vs. (8) TCU	21:57	2-4	0-0	4-5	2-3-5	2	1	2	3	1	8	8
vs. #25/23 (4) Texas Tech	31:34	4-7	1-3	0-0	2-4-6	2	0	1	0	2	9	9
vs. #7/8 (2) Iowa State	30:53	1-3	0-1	1-2	0-10-10	2	2	2	0	0	3	3
vs. (16) Longwood	22:26	3-4	1-1	0-0	2-4-6	1	0	1	0	2	7	7
vs. (9) Texas A&M	24:14	3-4	1-2	2-4	1-5-6	1	1	1	1	0	9	9
vs. #13/14 (4) Duke	19:21	1-1	0-0	0-0	0-3-3	2	2	1	0	0	2	2

WILSON's 2021-22 GAME-BY-GAME (24-8 • 12-5 Big 12 at Texas Tech)

Opponent	GS	Min	FG-A	3FG-A	FT-A	O-D-T	PF	A	TO	Blk	Stl	Pts
NORTH FLORIDA	28	2-3	0-0	1-2	0-2-2	1	7	7	1	2	5	5
GRAMBLING STATE	23	1-4	0-1	2-2	1-3-4	1	3	0	1	1	4	4
PRAIRIE VIEW A&M	27	3-7	0-0	1-4	1-1-2	2	5	0	0	3	7	7
vs. UIW	11	0-3	0-1	0-0	0-1-1	0	2	1	0	2	0	0
OMAHA	20	4-4	0-0	0-0	0-0-0	0	4	0	0	3	8	8
LAMAR	27	2-4	1-2	0-0	0-3-3	1	4	2	3	2	5	5
at Providence	25	1-4	0-2	2-2	1-2-3	2	1	1	0	2	4	4
vs. Tennessee	5	0-0	0-0	0-0	0-0-0	1	0	2	1	0	0	0
ARKANSAS STATE	DNP											
vs. #5 Gonzaga	DNP											
EASTERN WASHINGTON	DNP											
ALABAMA STATE	DNP											
* at #11 Iowa State	DNP											
* KANSAS	24	2-3	1-1	0-0	1-3-4	2	5	2	0	1	5	5
* at Baylor	4	0-0	0-0	0-0	0-2-2	0	0	1	0	0	0	0
* OKLAHOMA STATE	14	2-2	0-0	0-0	0-0-0	0	1	1	1	1	4	4
* at Kansas State	1	0-0	0-0	0-0	0-0-0	0	0	0	0	0	0	0
* IOWA STATE	6	1-1	0-0	0-0	0-0-0	1	0	1	0	0	2	2
* WEST VIRGINIA	10	0-0	0-0	1-2	0-1-1	0	0	1	0	1	1	1
* at Kansas	22	1-4	0-0	3-4	2-2-4	1	1	0	2	1	5	5
* MISSISSIPPI STATE	22	3-4	0-0	6-6	0-2-2	1	1	0	0	1	12	12
* TEXAS	24	2-6	0-2	1-2	0-3-3	1	2	2	0	4	5	5
* at West Virginia	21	1-2	0-0	0-0	0-3-3	1	3	3	1	1	2	2
* at Oklahoma	24	1-3	0-1	0-0	1-3-4	1	1	1	0	2	2	2
* TCU	17	1-2	0-0	0-2	0-1-1	3	2	0	0	1	2	2
* BAYLOR	11	1-1	0-0	0-0	0-1-1	2	1	0	1	1	2	2
* at Texas	20	0-3	0-1	0-1	0-5-5	1	1	1	0	1	0	0
* OKLAHOMA	16	1-1	0-0	0-0	0-3-3	1	0	1	0	2	2	2
* at TCU	9	0-0	0-0	0-0	1-0-1	2	1	2	0	1	0	0
* KANSAS STATE	18	1-4	0-1	0-0	0-2-2	1	2	1	3	1	2	2
* at Oklahoma State	8	0-1	0-0	0-0	0-1-1	0	0	0	0	0	0	0
vs. Iowa State	14	0-0	0-0	0-0	0-1-1	0	1	1	2	1	0	0
vs. Oklahoma	3	0-0	0-0	0-0	0-0-0	0	0	1	1	1	0	0
vs. Kansas	7	0-1	0-0	0-0	1-0-1	0	3	0	0	0	0	0
vs. Montana State	16	1-3	0-0	0-0	0-0-0	0	2	1	0	1	2	2
vs. Notre Dame	10	0-1	0-0	0-0	0-0-0	0	0	0	0	1	0	0
vs. Duke	0+	0-0	0-0	0-0	0-0-0	0	0	0	0	0	0	0

WILSON's 2022-23 GAME-BY-GAME (0-0 • 0-0 American)

Opponent	GS	Min	FG-A	3FG-A	FT-A	O-D-T	PF	A	TO	Blk	Stl	Pts
Sat out as a redshirt												

WILSON's 2020-21 GAME-BY-GAME (17-9 • 10-7 SBC at Louisiana)

Opponent	GS	Min	FG-A	3FG-A	FT-A	O-D-T	PF	A	TO	Blk	Stl	Pts
vs. Baylor	*	34	4-12	0-3	0-0	0-3-3	2	2	2	1	2	8
at New Orleans	*	36	7-17	1-4	6-7	0-6-6	2	2	2	0	5	21
LSU-SHREVEPORT	*	37	6-17	0-3	2-3	2-8-10	3	7	4	2	0	14
LSU-ALEXANDRIA	*	29	7-16	1-4	0-0	6-1-7	1	6	2	1	1	15
LOUISIANA TECH	*	28	5-10	0-2	1-3	0-3-3	2	2	1	1	3	11
NEW ORLEANS	*	31	6-11	0-0	3-4	1-2-3	3	3	5	2	5	15
MCNEESE	*	34	5-10	0-1	2-2	1-1-2	2	2	2	2	0	12
* TEXAS STATE	*	39	9-14	0-2	3-3	5-6-11	4	2	3	3	4	21
* TEXAS STATE	*	37	4-10	1-3	5-5	0-2-2	4	3	2	0	2	14
* LITTLE ROCK	*	32	5-9	0-1	0-0	0-1-1	2	2	1	1	3	10
* LITTLE ROCK	*	34	3-13	0-1	4-4	1-3-4	4	3	2	0	1	10
* at UT Arlington	*	30	5-16	1-3	0-0	0-7-7	1	0	0	1	1	11
* at UT Arlington	*	36	8-11	5-5	4-7	3-13-16	2	2	2	1	4	25
* ARKANSAS STATE	*	32	5-12	0-3	0-1	2-1-3	4	0	0	0	3	10
* ARKANSAS STATE	*	33	5-12	0-1	2-2	0-2-2	0	5	2	0	3	12
* at Texas State	*	30	3-9	0-2	2-2	0-8-8	3	1	0	0	0	8
* at Texas State	*	19	3-4	0-0	1-2	2-2-4	4	3	1	0	2	7
* at Arkansas State	*	35	3-10	0-1	1-2	1-3-4	4	2	3	1	1	7
* at Arkansas State	*	36	6-15	0-2	0-0	1-5-6	1	2	3	0	3	12
* ULM	*	32	5-13	1-3	2-4	2-3-5	2	3	1	3	0	13
* at ULM	*	38	6-10	1-4	7-7	1-5-6	2	7	3	1	2	20
* UT ARLINGTON	*	37	2-7	0-0	4-7	1-7-8	2	5	4	2	1	8
* at Little Rock	*	36	3-7	0-0	5-7	1-3-4	2	3	4	1	1	11
* at Little Rock	*	34	1-7	0-1	4-6	0-2-2	2	4	2	0	0	6
vs. South Alabama	*	40	7-13	1-2	1-1	2-8-10	3	6	1	1	3	16
vs. Georgia State	*	38	9-16	1-2	0-2	0-6-6	5	6	4	1	2	19

WILSON's 2019-20 GAME-BY-GAME (14-15 • 8-8 SBC at Louisiana)

Opponent	GS	Min	FG-A	3FG-A	FT-A	O-D-T	PF	A	TO	Blk	Stl	Pts
LOYOLA (N.O.)		34	5-10	0-2	1-2	0-4-4	1	4	5	1	4	11
McNEESE	*	40	3-9	0-2	0-0	4-2-6	4	5	2	2	2	6
at TCU	*	35	6-15	2-5	2-3	1-5-6	3	2	5	0	3	16
YOUNGSTOWN STATE	*	34	4-9	0-0	1-2	0-3-3	2	2	3	1	2	9
at Wyoming	*	36	1-6	0-3	0-2	2-7-9	2	0	3	0	2	2
vs. Detroit-Mercy		30	4-6	2-3	0-0	1-2-3	2	3	1	0	1	10
vs. UC Irvine		20	2-4	1-1	1-1	0-0-0	0	0	1	0	0	6
SOUTHEASTERN LOUISIANA		24	3-5	0-1	0-0	2-2-4	1	2	3	0	1	6
at Arizona State	*	35	5-10	3-4	3-5	3-5-8	3	0	6	2	3	16
LOUISIANA TECH	*	29	3-7	0-0	1-3	1-2-3	4	1	1	0	4	7
* at Arkansas State	*	36	2-6	1-1	7-10	2-2-4	4	2	2	0	1	12
* LITTLE ROCK	*	34	3-4	1-1	1-2	0-2-2	3	4	2	0	5	8
UCSANTA BARBARA	*	39	7-11	1-2	0-0	1-2-3	4	4	0	1	3	15
* SOUTH ALABAMA	*	32	6-10	5-9	0-0	1-6-7	2	3	3	1	0	17
* TROY	*	36	7-10	0-2	4-4	3-10-13	3	5	5	1	3	18
* at Appalachian State	*	40	10-19	4-8	6-8	0-9-9	2	3	2	1	5	30
* at Georgia State		DNP										
at Georgia Southern		DNP										
* UT ARLINGTON		DNP										
* TEXAS STATE		DNP										
* ULM	*	26	3-8	0-1	3-3	0-5-5	3	3	2	0	2	9
* at UT Arlington	*	30	3-10	0-4	0-0	0-4-4	2	0	1	1	2	6
* at Texas State	*	36	6-16	1-4	2-2	0-8-8	3	3	4	2	0	15
* GEORGIA STATE	*	39	6-10	1-3	3-3	2-6-8	4	1	4	1	4	16
* GEORGIA SOUTHERN	*	35	3-6	1-1	2-2	2-7-9	4	3	4	0	2	9
* at South Alabama	*	39	3-10	0-2	0-0	1-2-3	2	7	0	0	4	6
* at Troy	*	36	4-10	1-2	2-4	0-7-7	3	3	5	1	1	11
* at ULM	*	35	3-7	1-3	1-2	2-4-6	4	5	3	0	1	8
* ARKANSAS STATE	*	37	4-10	0-4	2-3	1-7-8	2	2	2	1	1	10
* at Little Rock	*	36	8-12	0-2	2-2	0-4-4	4	4	3	0	4	18
* COASTAL CAROLINA	*	36	4-6	0-1	2-3	1-1-2	1	8	2	0	5	10
* ARKANSAS STATE	*	39	6-13	3-5	2-2	2-10-12	4	2	4	1	3	17
* at Georgia Southern	*	33	4-11	1-5	0-0	2-4-6	3	4	4	1	0	9

THE LAST TIME...

A TEAM...

Poll Rankings

Was ranked in one national poll

#2 (1,394 pts.), Associated Press (March 17, 2025)

#2 (731 pts.), USA TODAY Sports Coaches (March 17, 2025)

Was ranked in both national polls

#2 (1,394 pts.), Associated Press (March 17, 2025)

#2 (731 pts.), USA TODAY Sports Coaches (March 17, 2025)

Received points in one national poll

#2 (1,394 pts.), Associated Press (March 17, 2025)

#2 (731 pts.), USA TODAY Sports Coaches (March 17, 2025)

Received points in both national polls

#2 (1,394 pts.), Associated Press (March 17, 2025)

#2 (731 pts.), USA TODAY Sports Coaches (March 17, 2025)

Received 50+ first-place votes in one national poll

52, Associated Press (March 11, 2024)

Received 40+ first-place votes in one national poll

52, Associated Press (March 11, 2024)

Received 35+ first-place votes in one national poll

52, Associated Press (March 11, 2024)

Received 30+ first-place votes in one national poll

52, Associated Press (March 11, 2024)

Received 20+ first-place votes in one national poll

52, Associated Press (March 11, 2024)

29, USA TODAY Sports Coaches (March 11, 2024)

Received 10+ first-place votes in one national poll

52, Associated Press (March 11, 2024)

29, USA TODAY Sports Coaches (March 11, 2024)

Received 10+ first-place votes in both national polls

52, Associated Press (March 11, 2024)

29, USA TODAY Sports Coaches (March 11, 2024)

Received 5+ first-place votes in one national poll

6, Associated Press (March 17, 2025)

Received 5+ first-place votes in both national polls

52, Associated Press (March 11, 2024)

29, USA TODAY Sports Coaches (March 11, 2024)

Received a first-place vote in one national poll

6, Associated Press (March 17, 2025)

2, USA TODAY Sports Coaches (March 17, 2025)

Received a first-place vote in both national polls

5, Associated Press (March 10, 2025)

2, USA TODAY Sports Coaches (March 10, 2025)

NET Rankings

Was ranked #1 in NET ranking

#1, through March 17, 2024

Was ranked in Top Five in NET ranking

#3, through March 15, 2025

Was ranked in Top 10 in NET ranking

#3, through March 15, 2025

Was ranked in Top 25 in NET ranking

#3, through March 15, 2025

vs. Ranked Teams

Played a ranked team

W, 81-76, vs. #24/23 (8) Gonzaga, NCAA Tournament Midwest Region Second Round (3/22/25)

Beat a ranked team at home

W, 68-59, vs. #8/8 Iowa State (12/2/25)

Beat a ranked team on road

W, 69-61, at #10/10 Texas Tech (2/24/25)

Beat a ranked team at neutral site

W, 81-76, vs. #24/23 (8) Gonzaga, NCAA Tournament Midwest Region Second Round, (3/22/25)

Lost to a ranked team at home

L, 65-71, vs. #8/10 Alabama (12/10/22)

Lost to a ranked team on road

L, 65-78, at #8/9 Kansas (2/3/24)

Lost to a ranked team at neutral site

L, 80-85 (OT), vs. #9/9 Alabama, Players Era Festival (11/26/24)

Winning Streaks

Won 5+ straight games

15 (2/4/25 – present)

Won 10+ straight games

15 (2/4/25 – present)

Won 15+ straight games

15 (2/4/25 – present)

Won 20+ straight games

26 (12/17/82 – 4/4/83)

Won 25+ straight games

26 (12/17/82 – 4/4/83)

Won 30+ straight games

32 (3/25/67 – 3/16/68)

Losing Streaks

Lost 5+ straight games

6 (2/5/ – 3/1/15)

Lost 10+ straight games

11 (1/31 – 3/4/98)

Buzzer Beaters

Won on buzzer beater

UH: 69-68, 6-foot layup on left side, by J'Wan Roberts, at UCF (1/18/25) (1.1 secs left on clock)

67-65, 18-foot jumper to right of free throw line, by Jamal Shead, at Memphis (3/5/23) (no time left on clock)

Opp: 72-71, jumper by T.J. Haws from right wing, bounced off rim and in, vs. BYU (11/15/19) (no time left on clock)

Margin of Victory

Won by 20+ Points

UH: (38) 78-40, vs. (16) SIUE, NCAA Tournament Midwest Region First Round (3/20/25)

Opp: (28) 41-69, vs. #7/8 (2) Iowa State, Phillips 66 Big 12 Championship Title Game (3/16/24)

Won by 25+ Points

UH: (38) 78-40, vs. (16) SIUE, NCAA Tournament Midwest Region First Round (3/20/25)

Opp: (28) 41-69, vs. #7/8 (2) Iowa State, Phillips 66 Big 12 Championship Title Game (3/16/24)

Won by 30+ Points

UH: (38) 78-40, vs. (16) SIUE, NCAA Tournament Midwest Region First Round (3/20/25)

Opp: (37) 43-80, at rv/rv UConn (1/30/14)

Won by 35+ Points

UH: (38) 78-40, vs. (16) SIUE, NCAA Tournament Midwest Region First Round (3/20/25)

Opp: (37) 43-80, at rv/rv UConn (1/30/14)

Won by 40+ Points

UH: (46) 91-45, vs. Louisiana (11/13/24)

Opp: (47) 63-110, at Washington (12/24/04)

Won by 45+ Points

UH: (46) 91-45, vs. Louisiana (11/13/24)

Opp: (47) 63-110, at Washington (12/24/04)

Won by 50+ Points

UH: (57) 97-40, vs. Jackson State (11/4/24)

Opp: Has not happened

Won by 55+ Points

UH: (57) 97-40, vs. Jackson State (11/4/24)

Opp: Has not happened

Won by 60+ Points

UH: (67) 111-44, vs. Bryant (12/3/21)

Opp: Has not happened

Won by 65+ Points

UH: (67) 111-44, vs. Bryant (12/3/21)

Opp: Has not happened

Won by 70+ Points

UH: (77) 158-81, vs. Valparaiso (2/24/68)

Opp: Has not happened

Won by 75+ Points

UH: (77) 158-81, vs. Valparaiso (2/24/68)

Opp: Has not happened

Scored 100 points and lost

L, 101-102 (2OT), at Louisiana (1/13/88)

in Overtime

Played an overtime game

L, 81-82 (OT), vs. Texas Tech (2/1/25)

Played a double-overtime game

W, 92-86 (2OT), at #12/11 Kansas (1/25/25)

Played a triple-overtime game

L, 92-101, at Tulsa (2/16/13)

Played a quadruple-overtime game

L, 77-78 (4OT), at TCU (2/17/81)

Total Points

Scored 150+ points

UH: W, 158-81, vs. Valparaiso (2/24/68)

Opp: Has not happened

Scored 140+ points

UH: W, 145-78, vs. Texas Lutheran (12/8/81)

Opp: Has not happened

Scored 130+ points

UH: W, 131-62, vs. Florida Tech (11/22/05)

Opp: Has not happened

Scored 120+ points

UH: W, 131-62, vs. Florida Tech (11/22/05)

Opp: L, 101-121, at Bowling Green (3/1/75)

Scored 110+ points

UH: W, 111-44, vs. Bryant (12/3/21)

Opp: L, 99-112, at Nevada (11/21/09)

Scored 100+ points

UH: W, 100-95, vs. (9) Texas A&M, NCAA Tournament South Region Round of 32, (3/24/24)

Opp: W, 100-95, vs. (9) Texas A&M, NCAA Tournament South Region Round of 32, (3/24/24)

Scored 95+ points

UH: W, 97-40, vs. Jackson State (11/4/24)

Opp: W, 100-95, vs. (9) Texas A&M, NCAA Tournament South Region Round of 32, (3/24/24)

Scored 60 or fewer points

UH: L, 51-54, vs. #13/14 (4) Duke, NCAA Tournament Sweet 16 (3/29/24)

Opp: W, 78-40, vs. (16) SIUE, NCAA Tournament Midwest Region First Round (3/20/25)

Scored 55 or fewer points

UH: L, 51-54, vs. #13/14 (4) Duke, NCAA Tournament Sweet 16 (3/29/24)

Opp: W, 78-40, vs. (16) SIUE, NCAA Tournament Midwest Region First Round (3/20/25)

Scored 50 or fewer points

UH: L, 41-69, vs. #7/8 (2) Iowa State, Phillips 66 Big 12 Championship Title Game (3/16/24)

Opp: W, 78-40, vs. (16) SIUE, NCAA Tournament Midwest Region First Round (3/20/25)

Scored 45 or fewer points

UH: L, 41-69, vs. #7/8 (2) Iowa State, Phillips 66 Big 12 Championship Title Game (3/16/24)

Opp: W, 78-40, vs. (16) SIUE, NCAA Tournament Midwest Region First Round (3/20/25)

Scored 40 or fewer points

UH: L, 39-42, vs. Oklahoma City (12/15/51)

Opp: W, 78-40, vs. (16) SIUE, NCAA Tournament Midwest Region First Round (3/20/25)

Scored 35 or fewer points

UH: L, 34-43, vs. Louisiana (12/10/47)

Opp: W, 84-31, vs. ULM (11/6/23)

Points in a Half

Scored 50+ points in a half

UH: 52 (1st), vs. (16) SIUE, NCAA Tournament Midwest Region First Round (3/20/25)

(W, 78-40)

Opp: 50 (2nd), at Rice (11/19/19) (W, 97-89)

Scored 50+ points in both halves

UH: 52 (1st), 59 (2nd) vs. Bryant (12/3/21)

(W, 111-44)

Opp: 50 (1st), 54 (2nd), at UCF (3/7/14)

(L, 83-104)

Scored 55+ points in a half

UH: 59 (2nd), vs. Bryant (12/3/21) (W, 111-44)

Opp: 57 (1st), at #18/14 Louisville (1/16/14)

(L, 52-91)

Scored 55+ points in both halves

UH: 56 (1st, 2nd), vs. Houston Baptist (11/26/19)

(W, 112-73)

Scored 60+ points in a half

UH: 60 (2nd), vs. Northwestern State (11/30/21)

(W, 99-58)

Opp: 64, by Marshall, at C-USA Championship

(3/9/11)

Scored 60+ points in both halves

UH: 69 (1st); 62 (2nd), vs. Florida Tech (11/22/05)

(W, 131-62)

Opp: Has not happened

Scored 65+ points in a half

UH: 65 (2nd), at Rice (11/19/19) (W, 97-89)

Opp: 66 (2nd), by Purdue (Indianapolis)

(12/10/93) (L, 90-114)

Scored 65+ points in both halves

UH: 74 (1st); 84 (2nd), vs. Valparaiso (W, 158-81)

Opp: Has not happened

THE LAST TIME...

Scored 70+ points in a half

UH: 84 (2nd), vs. Valparaiso (2/24/68)
(W, 158-81)

Opp: Has not happened

Scored 70+ points in both halves

UH: 74 (1st); 84 (2nd), vs. Valparaiso (W, 158-81)
(2/24/68)

Opp: Has not happened

Scored 75+ points in a half

UH: 84 (2nd), vs. Valparaiso (2/24/68)
(W, 158-81)

Opp: Has not happened

Scored 80+ points in a half

UH: 84 (2nd), vs. Valparaiso (2/24/68 (W, 158-81)
Opp: Has not happened

Scored 85+ points in a half

UH: 85 (1st), vs. Texas Wesleyan (2/22/66)
(W, 152-108)

Opp: Has not happened

Scored 25 points or fewer in a half

UH: 24 (1st), 16 (2nd), vs. (16) SIUE,
NCAA Tournament Midwest Region First Round
(3/20/25) (W, 78-40)

Opp: 25 (1st), vs. Cincinnati (3/1/25) (W, 73-64)

Scored 20 points or fewer in a half

UH: 16 (2nd), vs. (16) SIUE, NCAA Tournament
Midwest Region First Round (3/20/25)
(W, 78-40)

Opp: 20 (1st), vs. #17/18 (4) BYU, Phillips 66
Big 12 Championship Semifinals (3/14/25)
(W, 74-54)

Scored 15 points or fewer in a half

UH: 15, (1st), at Southern Miss (1/13/12)
(L, 54-73)

Opp: 11 (1st), vs. Troy (12/10/24) (W, 62-42)
Houston school record

Scored 10 points or fewer in a half

UH: 10 (2nd), vs. rv/rv Tulsa (2/5/15) (L, 44-57)
Opp: Has not happened

Field Goal Percentage

Shot 70+ percent from field

UH: 70.0 (35-50), vs. Tennessee State (12/30/01)
(W, 91-60)

Opp: Has not happened

Shot 65+ percent from field

UH: 66.7 (0 (42-63), vs. East Carolina (2/25/18)
(W, 109-58)

Opp: 68.9 (31-45), at #8/9 Kansas (2/3/23)
(L, 67-78)

Shot 60+ percent from field

UH: 62.0 (44-71), vs. Bryant (12/3/21)
(W, 111-44)

Opp: 68.9 (31-45), at #8/9 Kansas (2/3/23)
(L, 67-78)

Shot 55 percent+ from field

UH: 53.2 (25-47), vs. #8/8 Iowa State (2/22/25)
(W, 68-59)

Opp: 57.9 (22-38), vs. rv/rv Baylor (2/10/25)
(W, 76-65)

Shot 50 percent+ from field

UH: 53.6 (30-56), vs. Cincinnati (3/1/25)
(W, 73-64)

Opp: 50.0 (26-52), vs. #24/23 (8) Gonzaga,
NCAA Tournament Midwest Region
Second Round (3/22/25) (W, 81-76)

Shot 35 percent or less from field

UH: 26.8 (15-56), vs. #7/8 (2) Iowa State,
Phillips 66 Big 12 Championship Title Game
(3/16/24) (L, 41-69)

Opp: 30.6 (15-49), vs. (16) SIUE,
NCAA Tournament Midwest Region First Round
(3/20/25) (W, 78-40)

Shot 30 percent or less from field

UH: 26.8 (15-56), vs. #7/8 (2) Iowa State,
Phillips 66 Big 12 Championship Title Game
(3/16/24) (L, 41-69)

Opp: 29.8 (17-57), at #10/10 Texas Tech (2/24/25)
(W, 69-61)

Shot 25 percent or less from field

UH: 23.8 (15-63), vs. Kent State (11/26/22)
(W, 49-44)

Opp: 24.0 (12-50), vs. Troy (12/10/24) (W, 62-42)

Shot 20 percent or less from field

UH: TBD

Opp: 15.9 (7-44), vs. UCF (1/20/24) (W, 57-42)

3-Point Field Goals Made

Made 19+ 3-pointers

UH: 19, vs. Florida Tech (Nov. 22, 2005)
(W, 131-62)

Opp: Has not happened

Made 18+ 3-pointers

UH: 18, vs. East Carolina (2/25/18) (W, 109-58)
Opp: Has not happened

Made 17+ 3-pointers

UH: 18, vs. Norfolk State (11/29/22) (W, 100-52)
Opp: Has not happened

Made 16+ 3-pointers

UH: 16, vs. BYU (1/4/25) (W, 86-55)
Opp: Has not happened

Made 15+ 3-pointers

UH: 16, vs. BYU (1/4/25) (W, 86-55)
Opp: 15, at #18/14 Louisville (1/16/14) (L, 52-91)

Made 14+ 3-pointers

UH: 16, vs. BYU (1/4/25) (W, 86-55)
Opp: 14, vs. Vermont, Gulf Coast Showcase
Championship (11/23/16) (W, 72-71)

Made 13+ 3-pointers

UH: 16, vs. BYU (1/4/25) (W, 86-55)
Opp: 13, vs. Lamar (11/25/20)

Made 12+ 3-pointers

UH: 16, vs. BYU (1/4/25) (W, 86-55)
Opp: 12, vs. #22/19 Texas Tech (2/1/25)
(L, 81-82 OT)

Made 11+ 3-pointers

UH: 11, at Arizona State (2/18/25) (W, 80-65)
Opp: 12, vs. #22/19 Texas Tech (2/1/25)
(L, 81-82 OT)

Made 10+ 3-pointers

UH: 10, vs. (16) SIUE, NCAA Tournament
Midwest Region First Round (3/20/25)
(W, 78-40)

Opp: 12, vs. #22/19 Texas Tech (2/1/25)
(L, 81-82 OT)

Made 3 or fewer 3-pointers

UH: 3, at UCF (1/18/25) (W, 69-68)
Opp: 2, vs. (16) SIUE, NCAA Tournament
Midwest Region First Round (3/20/25)
(W, 78-40)

Made 2 or fewer 3-pointers

UH: 2, vs. #13/14 (4) Duke,
NCAA Tournament Sweet 16 (3/29/24)
(L, 51-54)

Opp: 2, vs. (16) SIUE, NCAA Tournament
Midwest Region First Round (3/20/25)
(W, 78-40)

Made 1 or fewer 3-pointer

UH: 1, vs. #6/5 Villanova, NCAA Tournament
Elite Eight (3/26/22) (L, 44-50)

Opp: 1, vs. Norfolk State (11/29/22) (W, 100-52)

Did not make a 3-pointer

UH: vs. Saint Louis (3/7/01), C-USA Tournament
(L, 65-78)

Current streak of 789 straight games through March 23, 2025

Opp: at Tulsa (1/4/15) (L, 54-72)

Current streak of 363 straight games through March 23, 2025

3-Point Field Goal Attempts

Attempted 40+ 3-pointers

UH: 42, at UCF (2/2/08) (W, 84-81)

Opp: 43, vs. Hofstra (11/9/21) (W, 83-75 OT)

Attempted 35+ 3-pointers

UH: 35, vs. ULM (11/6/23) (W, 84-31)

Opp: 38, at #21/19 BYU (1/23/24) (W, 75-68)

Attempted 30+ 3-pointers

UH: 34, vs. BYU (1/4/25) (W, 86-55)

Opp: 30, at #10/10 Texas Tech (2/24/25)
(W, 69-61)

Attempted 25+ 3-pointers

UH: 28, vs. (16) SIUE, NCAA Tournament
Midwest Region First Round (3/20/25)
(W, 78-40)

Opp: 28, vs. #17/18 (4) BYU, Phillips 66
Big 12 Championship Semifinals (3/14/25)
(W, 74-54)

Attempted 20+ 3-pointers

UH: 28, vs. (16) SIUE, NCAA Tournament
Midwest Region First Round (3/20/25)
(W, 78-40)

Opp: 20, vs. #24/23 (8) Gonzaga,
NCAA Tournament Midwest Region
Second Round (3/22/25) (W, 81-76)

Attempted 15+ 3-pointers

UH: 16, vs. #24/23 (8) Gonzaga,
NCAA Tournament Midwest Region
Second Round (3/22/25) (W, 81-76)

Opp: 20, vs. #24/23 (8) Gonzaga,
NCAA Tournament Midwest Region
Second Round (3/22/25) (W, 81-76)

3-Point Field Goal Percentage

Shot 60 percent or higher from 3-pt line

UH: 60.0 (12-20), vs. Jackson State (11/4/24)
(W, 97-40)

Opp: 60.0 (9-15), vs. rv/rv Baylor (2/10/25)
(W, 76-65)

Shot 50 percent or higher from 3-pt line

UH: 50.0 (8-16), vs. #24/23 (8) Gonzaga,
NCAA Tournament Midwest Region
Second Round (3/22/25) (W, 81-76)

Opp: 60.0 (9-15), vs. rv/rv Baylor (2/10/25)
(W, 76-65)

Shot 45 percent or higher from 3-pt line

UH: 50.0 (8-16), vs. #24/23 (8) Gonzaga,
NCAA Tournament Midwest Region
Second Round (3/22/25) (W, 81-76)

Opp: 45.0 (9-20), vs. #24/23 (8) Gonzaga,
NCAA Tournament Midwest Region
Second Round (3/22/25) (W, 81-76)

Shot 40 percent or higher from 3-pt line

UH: 50.0 (8-16), vs. #24/23 (8) Gonzaga,
NCAA Tournament Midwest Region
Second Round (3/22/25) (W, 81-76)

Opp: 45.0 (9-20), vs. #24/23 (8) Gonzaga,
NCAA Tournament Midwest Region
Second Round (3/22/25) (W, 81-76)

Shot 30 percent or higher from 3-pt line

UH: 50.0 (8-16), vs. #24/23 (8) Gonzaga,
NCAA Tournament Midwest Region
Second Round (3/22/25) (W, 81-76)

Opp: 45.0 (9-20), vs. #24/23 (8) Gonzaga,
NCAA Tournament Midwest Region
Second Round (3/22/25) (W, 81-76)

Shot 20 percent or less from 3-pt line

UH: 16.7 (4-24), vs. Toledo (12/18/24) (W, 78-49)

Opp: 8.3 (2-24), vs. (16) SIUE, NCAA Tournament
Midwest Region First Round (3/20/25)
(W, 78-40)

Shot 10 percent or less from 3-pt line

UH: 5.0 (1-20), vs. #6/5 Villanova,
NCAA Tournament Elite Eight (3/26/22) (L, 44-50)

Opp: 8.3 (2-24), vs. (16) SIUE, NCAA Tournament
Midwest Region First Round (3/20/25)
(W, 78-40)

Free Throws Made

Made 40+ free throws

UH: 40, vs. Southwestern (12/12/77)
Opp: 42, vs. Texas Tech, SWC Classic (3/10/94)
(L, 86-110)

Made 35+ free throws

UH: 35, vs. Southern Miss (1/23/02)
Opp: 36, vs. Wyoming, Global Sports Classic
Championship Round (12/22/15)

Made 30+ free throws

UH: 31, vs. South Carolina (12/5/20) (W, 77-67)
Opp: 30, vs. #9/9 Alabama, Players Era Festival
(11/26/24) (L, 80-85 OT)

Made 25+ free throws

UH: 26, vs. #9/9 Alabama, Players Era Festival
(11/26/24) (L, 80-85 OT)
Opp: 30, vs. #9/9 Alabama, Players Era Festival
(11/26/24) (L, 80-85 OT)

Made 20+ free throws

UH: 21, vs. (16) Colorado, Phillips 66 Big 12
Championship Quarterfinals (3/13/25)
(W, 77-68)
Opp: 21, at #10/10 Texas Tech (2/24/25)
(W, 69-61)

Made 10 or fewer free throws

UH: 10, vs. Cincinnati (3/1/25) (W, 73-64)
Opp: 8 vs. (16) SIUE, NCAA Tournament
Midwest Region First Round (3/20/25)
(W, 78-40)

Made 5 or fewer free throws

UH: 5, vs. TCU (1/6/25) (W, 65-46)
Opp: 5, at rv/rv West Virginia (1/29/25)
(W, 63-49)

Made 3 or fewer free throws

UH: 3, vs. #25/25 Texas Tech (1/17/24) (W, 77-54)
Opp: 3, vs. Stetson (11/13/23) (W, 79-48)

Made 2 or fewer free throws

UH: 1, at Oklahoma State (12/8/18) (W, 63-53)
Opp: 2, vs. McNeese (12/21/22) (W, 83-44)

Made 1 or fewer free throws

UH: 1, at Oklahoma State (12/8/18) (W, 63-53)
Opp: 1, vs. Rice (1/9/91) (W, 80-73)

THE LAST TIME...

Made 0 free throws

UH: 0, at TCU (1/19/05) (L, 51-58)

Opp: Has not happened

Free Throws Attempts

Attempted 50+ free throws

UH: 53, vs. Southwestern (12/12/77)

Opp: 50, at Tulsa (2/16/13) (L, 92-101, 3OT)

Attempted 45+ free throws

UH: 45, vs. Texas Southern (12/23/00) (L, 68-71)

Opp: 45, vs. (9) Texas A&M,
NCAA Tournament South Region Round of 32,
(3/24/24) (W, 100-95, OT)

Attempted 40+ free throws

UH: 43, vs. Houston Baptist (12/16/14) (W, 83-76)

Opp: 41, vs. #9/9 Alabama, Players Era Festival
(11/26/24) (L, 80-85 OT)

Attempted 35+ free throws

UH: 38, vs. South Carolina (12/5/20) (W, 77-67)

Opp: 41, vs. #9/9 Alabama, Players Era Festival
(11/26/24) (L, 80-85 OT)

Attempted 30+ free throws

UH: 31, vs. (16) Colorado, Phillips 66 Big 12
Championship Quarterfinals (3/13/25)
(W, 77-68)

Opp: 34, vs. #22/19 Texas Tech (2/1/25)
(L, 81-82 OT)

Attempted 10 or fewer free throws

UH: 10, vs. #8/8 Iowa State (2/22/25) (W, 68-59)

Opp: 10, vs. #17/18 (4) BYU, Phillips 66
Big 12 Championship Semifinals (3/14/25)
(W, 74-54)

Attempted 5 or fewer free throws

UH: 3, vs. #25/25 Texas Tech (1/17/24) (W, 77-54)

Opp: 5, vs. Stetson (11/13/23) (W, 79-48)

Attempted 3 or fewer free throws

UH: 3, vs. #25/25 Texas Tech (1/17/24) (W, 77-54)

Opp: 2, vs. TCU (2/1/85) (L, 80-85)

Attempted 2 or fewer free throws

UH: 2, at Oklahoma State (12/8/18) (W, 63-53)

Opp: 2, vs. TCU (2/1/85) (L, 80-85)

Attempted 1 or fewer free throws

UH: 1, vs. SMU (2/16/11) (L, 51-65)

Opp: Has not happened

Free Throw Percentage

Shot 100 percent from FT line

UH: 100.0 (6-6), at rv/rv West Virginia (1/29/25)
(W, 63-49)

Opp: 100.0 (15-15), vs. #24/23 (8) Gonzaga,
NCAA Tournament Midwest Region
Second Round (3/22/25) (W, 81-76)

Shot 90 percent or higher from FT line

UH: 91.7 (11-12), vs. rv/#24 (3) Arizona,
Phillips 66 Big 12 Championship Title Game
(3/15/25) (W, 72-64)

Opp: 100.0 (15-15), vs. #24/23 (8) Gonzaga,
NCAA Tournament Midwest Region
Second Round (3/22/25) (W, 81-76)

Shot 80 percent or higher from FT line

UH: 91.7 (11-12), vs. rv/#24 (3) Arizona,
Phillips 66 Big 12 Championship Title Game
(3/15/25) (W, 72-64)

Opp: 100.0 (15-15), vs. #24/23 (8) Gonzaga,
NCAA Tournament Midwest Region
Second Round (3/22/25) (W, 81-76)

Shot 70 percent or higher from FT line

UH: 75.0 (15-20), vs. #24/23 (8) Gonzaga,
NCAA Tournament Midwest Region
Second Round (3/22/25) (W, 81-76)

Opp: 100.0 (15-15), vs. #24/23 (8) Gonzaga,
NCAA Tournament Midwest Region
Second Round (3/22/25) (W, 81-76)

Shot 60 percent or higher from FT line

UH: 75.0 (15-20), vs. #24/23 (8) Gonzaga,
NCAA Tournament Midwest Region
Second Round (3/22/25) (W, 81-76)

Opp: 100.0 (15-15), vs. #24/23 (8) Gonzaga,
NCAA Tournament Midwest Region
Second Round (3/22/25) (W, 81-76)

Shot 50 percent or less from FT line

UH: 50.0 (9-18), at UCF (3/6/24) (W, 67-59)

Opp: 47.1 (8-17), vs. (16) SIUE,
NCAA Tournament Midwest Region First Round
(3/20/25) (W, 78-40)

Shot 40 percent or less from FT line

UH: 36.4 (4-11), at #8/8 Cincinnati (1/31/18)
(L, 70-80)

Opp: 35.3 (6-17), vs. ULM (11/6/23) (W, 84-31)

Rebounds

Had 60+ Rebounds

UH: 62, vs. Morgan State (11/22/14) (W, 72-57)

Opp: 65, vs. Georgetown (St. Petersburg, Fla.)
(12/29/90) (L, 51-63)

Had 50+ Rebounds

UH: 50, vs. (16) SIUE,
NCAA Tournament Midwest Region First Round
(3/20/25) (W, 78-40)

Opp: 55, vs. (8) TCU, Big 12 Championship
Quarterfinals (3/15/24) (W, 60-45)

Had 40+ Rebounds

UH: 50, vs. (16) SIUE,
NCAA Tournament Midwest Region First Round
(3/20/25) (W, 78-40)

Opp: 40, at #10/10 Texas Tech (2/24/25)
(W, 69-61)

Had 30+ Rebounds

UH: 33, vs. #24/23 (8) Gonzaga,
NCAA Tournament Midwest Region
Second Round (3/22/25) (W, 81-76)

Opp: 35, vs. rv/#24 (3) Arizona,
Phillips 66 Big 12 Championship Title Game
(3/15/25) (W, 72-64)

Had 20 or fewer Rebounds

UH: 18, vs. Southeastern Louisiana (12/18/04)
(W, 68-61)

Opp: 20, vs. rv/rv Baylor (2/10/25) (W, 76-65)

Rebounding Margin

Had +49 Rebound Margin

UH: Has not happened

Opp: +49 (70-21), at #10 Bradley (1/11/58)
(L, 80-116)

Had +48 Rebound Margin

UH: Has not happened

Opp: +49 (70-21), at #10 Bradley (1/11/58)
(L, 80-116)

Had +47 Rebound Margin

UH: Has not happened

Opp: +49 (70-21), at #10 Bradley (1/11/58)
(L, 80-116)

Had +45 Rebound Margin

UH: +45 (72-27), vs. St. Mary's (Texas) (2/15/67)
(W, 110-79)

Opp: +47 (74-27), vs. Notre Dame (1/9/65)
(L, 80-10)

Had +44 Rebound Margin

UH: +44 (72-27), at West Texas A&M (2/23/67)
(W, 120-76)

Opp: +47 (74-27), vs. Notre Dame (1/9/65)
(L, 80-10)

Had +43 Rebound Margin

UH: +44 (72-27), at West Texas A&M (2/23/67)
(W, 120-76)

Opp: +47 (74-27), vs. Notre Dame (1/9/65)
(L, 80-10)

Had +41 Rebound Margin

UH: +42 (68-26), vs. Valparaiso (2/24/68)
(W, 158-81)

Opp: +47 (74-27), vs. Notre Dame (1/9/65)
(L, 80-10)

Had +40 Rebound Margin

UH: +42 (68-26), vs. Valparaiso (2/24/68)
(W, 158-81)

Opp: +47 (74-27), vs. Notre Dame (1/9/65)
(L, 80-10)

Had +38 Rebound Margin

UH: +38 (65-27), vs. UNLV (1/20/71) (W, 130-73)

Opp: +47 (74-27), vs. Notre Dame (1/9/65)
(L, 80-10)

Had +37 Rebound Margin

UH: +37 (75-38), vs. Trinity (12/11/76) (W, 124-67)

Opp: +47 (74-27), vs. Notre Dame (1/9/65)
(L, 80-10)

Had +36 Rebound Margin

UH: +37 (75-38), vs. Trinity (12/11/76) (W, 124-67)

Opp: +47 (74-27), vs. Notre Dame (1/9/65)
(L, 80-10)

Had +35 Rebound Margin

UH: +35 (65-30), vs. Nevada (12/2/89) (W, 109-68)

Opp: +47 (74-27), vs. Notre Dame (1/9/65)
(L, 80-10)

Had +32 Rebound Margin

UH: +35 (65-30), vs. Nevada (12/2/89) (W, 109-68)

Opp: +32 (26-58), at Arizona (12/17/06)
(L, 62-87)

Had +30 Rebound Margin

UH: +31 (53-22), vs. East Carolina (2/25/18)
(W, 109-58)

Opp: +31 (26-57), at Nevada (11/21/09)
(L, 99-112)

Had +28 Rebound Margin

UH: +28 (54-26), vs. SMU (1/5/23) (W, 87-53)

Opp: +31 (26-57), at Nevada (11/21/09)
(L, 99-112)

Had +25 Rebound Margin

UH: +26 (53-27), vs. Tulsa (2/8/23) (W, 80-42)

Opp: +27 (25-52) at UTSA (1/1/10) (L, 82-83)

Had +20 Rebound Margin

UH: +23 (50-27), vs. (16) SIUE,
NCAA Tournament Midwest Region First Round
(3/20/25) (W, 78-40)

Opp: +22 (23-45), vs. South Florida (12/30/15)
(W, 73-67)

Had +15 Rebound Margin

UH: +23 (50-27), vs. (16) SIUE,
NCAA Tournament Midwest Region First Round
(3/20/25) (W, 78-40)

Opp: +16 (24-40), at #8/9 Kansas (2/3/24)
(L, 65-78)

Had +10 Rebound Margin

UH: +23 (50-27), vs. (16) SIUE,
NCAA Tournament Midwest Region First Round
(3/20/25) (W, 78-40)

Opp: +14 (35-49), vs. (9) Texas A&M,
NCAA Tournament South Region Round of 32
(3/24/24) (W, 100-95 OT)

Had +5 Rebound Margin

UH: +6 (33-27), vs. #24/23 (8) Gonzaga,
NCAA Tournament Midwest Region

Second Round (3/22/25) (W, 81-76)

Opp: +5 (33-38), at Baylor (3/8/25) (W, 65-61)

Had +3 Rebound Margin

UH: +6 (33-27), vs. #24/23 (8) Gonzaga,
NCAA Tournament Midwest Region
Second Round (3/22/25) (W, 81-76)

Opp: +5 (33-38), at Baylor (3/8/25) (W, 65-61)

Had +1 Rebound Margin

UH: +6 (33-27), vs. #24/23 (8) Gonzaga,
NCAA Tournament Midwest Region
Second Round (3/22/25) (W, 81-76)

Opp: +2 (37-39), vs. #17/18 (4) BYU, Phillips 66
Big 12 Championship Semifinals (3/14/25)
(W, 74-54)

Had Even Rebound Margin

UH: (35-35), vs. rv/#24 (3) Arizona,
Phillips 66 Big 12 Championship Title Game
(3/15/25) (W, 72-64)

Assists

Recorded 35+ assists

UH: 35, vs. SMU (1/8/83) (W, 105-71)

Opp: Has not happened

Recorded 30+ assists

UH: 31, vs. East Carolina (2/25/18) (W, 109-58)

Opp: 30, at Charlotte (12/28/98) (L, 75-105)

Recorded 25+ assists

UH: 26, vs. Norfolk State (11/29/22) (W, 100-52)

Opp: 25, at rv/rv SMU (1/21/17) (L, 64-85)

Recorded 20+ assists

UH: 20, vs. rv/– Hofstra (11/22/24) (W, 80-44)

Opp: 20, at #12/11 Kansas (1/25/25)
(W, 92-86, 2OT)

Recorded 15+ assists

UH: 19, vs. #24/23 (8) Gonzaga,
NCAA Tournament Midwest Region
Second Round (3/22/25) (W, 81-76)

Opp: 19, vs. #24/23 (8) Gonzaga,
NCAA Tournament Midwest Region
Second Round (3/22/25) (W, 81-76)

Recorded 10+ assists

UH: 19, vs. #24/23 (8) Gonzaga,
NCAA Tournament Midwest Region
Second Round (3/22/25) (W, 81-76)

Opp: 19, vs. #24/23 (8) Gonzaga,
NCAA Tournament Midwest Region
Second Round (3/22/25) (W, 81-76)

Recorded 5 or fewer assists

UH: 13, vs. Louisiana (11/13/24) (W, 91-45)

Opp: 4, vs. TCU (1/6/25) (W, 65-46)

THE LAST TIME...

Recorded 3 or fewer assists

UH: 3, vs. Boise State (11/27/20) (W, 68-58)
Opp: 3, vs. Saint Joseph's, Veterans Classic (11/11/22) (W, 81-55)

Blocked Shots

Recorded 15+ blocks

UH: 15, vs. #13 Villanova (3/27/83), NCAA Tournament Midwest Regional championship (W, 89-71)
Opp: Has not happened

Recorded 10+ blocks

UH: 11, vs. Utah (1/22/25) (W, 70-36)
Opp: 10, at Cincinnati (2/1/20) (L, 62-64)

Recorded 5+ blocks

UH: 5, vs. #24/23 (8) Gonzaga, NCAA Tournament Midwest Region Second Round (3/22/25) (W, 81-76)
Opp: 6, vs. #17/18 (4) BYU, Phillips 66 Big 12 Championship Semifinals (3/14/25) (W, 74-54)

Recorded 0 blocks

UH: 0, at Tulane (2/23/22) (W, 81-67)
Opp: 0, vs. (16) Colorado, Phillips 66 Big 12 Championship Quarterfinals (3/13/25) (W, 77-68)

Steals

Recorded 20+ steals

UH: 22, vs. McNeese (12/31/05) (W, 78-67)
Opp: 21, vs. Texas (1/29/94 L, 78-110)

Recorded 15+ steals

UH: 16, vs. Kansas (3/3/25) (W, 65-59)
Opp: 18, vs. Arkansas-Pine Bluff, Continental Tire Las Vegas Classic Regional Round (12/17/14) (L, 56-61 OT)

Recorded 10+ steals

UH: 11, vs. #17/18 (4) BYU, Phillips 66 Big 12 Championship Semifinals (3/14/25) (W, 74-54)
Opp: 10, vs. (16) Colorado, Phillips 66 Big 12 Championship Quarterfinals (3/13/25) (W, 77-68)

Recorded 5+ steals

UH: 7, vs. #24/23 (8) Gonzaga, NCAA Tournament Midwest Region Second Round (3/22/25) (W, 81-76)
Opp: 5, vs. #24/23 (8) Gonzaga, NCAA Tournament Midwest Region Second Round (3/22/25) (W, 81-76)

Turnovers

Recorded 30+ turnovers

UH: NA
Opp: 30, vs. Louisiana College (11/19/12) (W, 106-59)

Recorded 25+ turnovers

UH: 26, vs. Nicholls (11/12/10) (W, 63-62 OT)
Opp: 26, vs. Utah (1/22/25) (W, 70-36)

Recorded 20+ turnovers

UH: 23, vs. Kent State (11/26/22) (W, 49-44)
Opp: 20, vs. Kansas (3/3/25) (W, 65-59)

Recorded 15+ turnovers

UH: 17, vs. #8/8 Iowa State (2/22/25) (W, 68-59)
Opp: 20, vs. Kansas (3/3/25) (W, 65-59)

Recorded 10+ turnovers

UH: 12, vs. (16) Colorado, Phillips 66 Big 12 Championship Quarterfinals (3/13/25) (W, 77-68)
Opp: 11, vs. #24/23 (8) Gonzaga, NCAA Tournament Midwest Region Second Round (3/22/25) (W, 81-76)

Recorded 5 or fewer turnovers

UH: 9, at Baylor (3/8/25) (W, 65-61)
Opp: 9, at Baylor (3/8/25) (W, 65-61)

Recorded 3 or fewer turnovers

UH: 3, at #8/9 Kansas (2/3/24) (L, 65-78)
Opp: NA

Recorded 2 or fewer turnovers

UH: 1, vs. UConn (2/1/15) (W, 70-68)
Opp: NA

Fouls

Recorded 36+ fouls

UH: 36, vs. Tulsa (2/16/13) (L, 92-101)
Opp: NA

Recorded 35+ fouls

UH: 35, vs. Wyoming, Global Sports Classic Third/Championship Rounds (12/22/15) (W, 94-89 2OT)
Opp: NA

Recorded 30+ fouls

UH: 30, vs. #9/9 Alabama, Players Era Festival (11/26/24) (L, 80-85 OT)
Opp: 30, vs. UConn (1/23/20) (W, 63-59)

Recorded 25+ fouls

UH: 30, vs. #9/9 Alabama, Players Era Festival (11/26/24) (L, 80-85 OT)
Opp: 25, vs. #9/9 Alabama, Players Era Festival (11/26/24) (L, 80-85 OT)

Recorded 20+ fouls

UH: 20, vs. (16) Colorado, Phillips 66 Big 12 Championship Quarterfinals (3/13/25) (W, 77-68)
Opp: 23, vs. (16) Colorado, Phillips 66 Big 12 Championship Quarterfinals (3/13/25) (W, 77-68)

Recorded 15+ fouls

UH: 16, vs. #24/23 (8) Gonzaga, NCAA Tournament Midwest Region Second Round (3/22/25) (W, 81-76)
Opp: 16, vs. #24/23 (8) Gonzaga, NCAA Tournament Midwest Region Second Round (3/22/25) (W, 81-76)

Recorded 12 or fewer fouls

UH: 12, vs. Oklahoma State (2/4/25) (W, 72-63)
Opp: 11, at #13/13 Arizona (2/15/25) (W, 62-58)

Recorded 10 or fewer fouls

UH: 10, vs. Dayton, Shriners Childrens Charleston Classic Title Game (11/19/23) (W, 69-55)
Opp: 10, at Oklahoma State (12/30/24) (W, 60-47)

Recorded 8 or fewer fouls

UH: 4, vs. McNeese (12/21/22) (W, 83-44)
Opp: 8, vs. Our Lady of the Lake (2/6/21) (W, 112-46)

Recorded 7 or fewer fouls

UH: 4, vs. McNeese (12/21/22) (W, 83-44)
Opp: 6, at UCF (2/15/15) (L, 54-56)

Recorded 6 or fewer fouls

UH: 4, vs. McNeese (12/21/22) (W, 83-44)
Opp: 6, at UCF (2/15/15) (L, 54-56)

A PLAYER...

Triple-Doubles

Recorded a triple-double

UH: DeJon Jarreau (15 pts., 10 rebs., 10 asts.), vs. Tulane, American Championship Quarterfinals (3/12/21) (W, 77-52)
Opp: Jalen James (12 pts., 13 rebs., 10 asts.), vs. San Jose State (12/7/13) (L, 68-72)

Double-Doubles

Recorded a points-rebounds double-double

UH: Joseph Tugler (10 pts, 11 rebs), vs. #24/23 (8) Gonzaga, NCAA Tournament Midwest Region Second Round (3/22/25) (W, 81-76)
Opp: Keba Keita (14 pts, 12 rebs), vs. #17/18 (4) BYU, Phillips 66 Big 12 Championship Semifinals (3/14/25) (W, 74-54)

Recorded a points-assists double-double

UH: Jamal Shead (21pts, 10 asts), vs. (9) Texas A&M, NCAA Tournament South Region Round of 32, (3/24/24) (W, 100-95, OT)
Opp: Ryan Nemphard (10 pts, 11 asts), vs. #24/23 (8) Gonzaga, NCAA Tournament Midwest Region Second Round (3/22/25) (W, 81-76)

Had two players record a double-double

UH: Josh Carlton (23 pts, 11 rebs), Kyler Edwards (11 pts, 10 rebs), at Wichita State (2/20/22) (W, 76-74 2OT)
Opp: Grant Nelson (13 pts, 10 rebs), Mouhamed Dioubate (10 pts., 16 rebs), vs. #9/9 Alabama, Players Era Festival (11/26/24) (L, 80-85 OT)

Had three players record a double-double

UH: J'Wan Roberts (10 pts, 11 rebs), Kiyron Powell (11 pts, 13 rebs), Jamal Shead (20 pts, 11 asts), vs. Our Lady of the Lake (2/6/21) (W, 112-46)
Opp: NA

Recorded four straight double-doubles

UH: TaShawn Thomas (24 pts, 17 rebs, at George Mason, CBI Quarterfinals; 15 pts., 10 rebs., vs. Texas, CBI First Round, 3/20/13; 15 pts., 11 rebs., vs. UTEP, C-USA Championship Quarterfinals, 3/14/13; 16 pts, 10 rebs., vs. Rice, C-USA Championship First Round, 3/13/13)

Recorded three straight double-doubles

UH: Devonta Pollard (17 pts, 10 rebs), vs. Houston Baptist (12/16/14) (W, 83-76); (22 pts, 10 rebs), vs. Abilene Christian (12/6/14) (W, 71-59); (10 pts., 10 rebs.), vs. UT Rio Grande Valley (12/4/14) (W, 71-59)

Recorded consecutive double-doubles

UH: J'Wan Roberts (11 pts, 12 rebs), vs. Northern Kentucky, NCAA Tournament First Round (3/16/23) (W, 63-52) (12 pts, 20 rebs.), vs. Memphis, The American Championship Title Game (3/12/23) (L, 65-75)

Points Scored

Scored 60+ points

UH: 62, Elvin Hayes, vs. Valparaiso (2/24/68) (W, 158-81)
Opp: Has not happened

Scored 55+ points

UH: 62, Elvin Hayes, vs. Valparaiso (2/24/68) (W, 158-81)
Opp: Has not happened

Scored 50+ points

UH: 52, Robert McKiver, vs. Southern Miss (2/27/08)
Opp: 50, Ron Schlieman, North Dakota State (12/7/67)

Scored 45+ points

UH: 52, Robert McKiver, vs. Southern Miss (2/27/08)
Opp: 50, Ron Schlieman, vs. North Dakota State (12/7/67)

Scored 40+ points

UH: 52, Robert McKiver, vs. Southern Miss (2/27/08)
Opp: 42, Russ Smith, #5/5 Louisville, American Championship Semifinals (3/14/14) (L, 65-94)

Scored 35+ points

UH: 39, Rob Gray, vs. San Diego State, NCAA Tournament First Round, (3/16/18) (W, 67-65)
Opp: 42, Russ Smith, #5/5 Louisville, American Championship Semifinals (3/14/14) (L, 65-94)

Scored 30+ points

UH: 30, LJ Cryer, vs. #24/23 (8) Gonzaga, NCAA Tournament Midwest Region Second Round (3/22/25) (W, 81-76)
Opp: 34, Wade Taylor IV, vs. rv/rv Texas A&M, The Halal Guys Showcase (12/16/23) (W, 70-66)

Scored 25+ points

UH: 30, LJ Cryer, vs. #24/23 (8) Gonzaga, NCAA Tournament Midwest Region Second Round (3/22/25) (W, 81-76)
Opp: 27, Graham Ike, vs. #24/23 (8) Gonzaga, NCAA Tournament Midwest Region Second Round (3/22/25) (W, 81-76)

Scored 20+ points

UH: 30, LJ Cryer, vs. #24/23 (8) Gonzaga, NCAA Tournament Midwest Region Second Round (3/22/25) (W, 81-76)
Opp: 27, Graham Ike, vs. #24/23 (8) Gonzaga, NCAA Tournament Midwest Region Second Round (3/22/25) (W, 81-76)

Scored 20+ points in first half

UH: 20, Fabian White Jr., vs. Cincinnati (3/1/22) (W, 71-53)
Opp: 20, Kendrick Davis, vs. Memphis, The American Championship Title Game (3/12/23) (L, 65-75)

THE LAST TIME...

30-Point Game Streaks

Scored 30+ points in 3+ straight games

UH: 3, Aubrey Coleman (37, vs. Marshall, 1/30/10; 32, at Memphis, 1/23/10; 30, vs. UCF, 1/20/10)

Scored 30+ points in 2+ straight games

UH: 2, Damyean Dotson, 32, at Tulane (2/8/17) (W, 91-62); 31, vs. UCF (2/1/17) (W, 82-64)

20-Point Game Streaks

Scored 20+ points in 8+ straight games

UH: 11, Aubrey Coleman
29, at WKU (2/9/10) (W, 74-72)
22, vs. Southern Miss (2/6/10) (L, 55-57)
23, at UTEP (2/3/10) (L, 58-65)
37, vs. Marshall (1/30/10) (W, 81-66)
32, at Memphis (1/23/10) (L, 77-92)
30, vs. UCF (1/20/10) (L, 71-78)
25, at East Carolina (1/16/10) (W, 74-55)
22, vs. UTEP (1/13/10) (W, 75-65)
25, vs. Tulsa (1/9/10) (L, 80-86)
22, at Rice (1/6/10) (W, 83-66)
28, at Iowa State (1/3/10) (L, 75-82, 20T)

Scored 20+ points in 7+ straight games

UH: 11, Aubrey Coleman
29, at WKU (2/9/10) (W, 74-72)
22, vs. Southern Miss (2/6/10) (L, 55-57)
23, at UTEP (2/3/10) (L, 58-65)
37, vs. Marshall (1/30/10) (W, 81-66)
32, at Memphis (1/23/10) (L, 77-92)
30, vs. UCF (1/20/10) (L, 71-78)
25, at East Carolina (1/16/10) (W, 74-55)
22, vs. UTEP (1/13/10) (W, 75-65)
25, vs. Tulsa (1/9/10) (L, 80-86)
22, at Rice (1/6/10) (W, 83-66)
28, at Iowa State (1/3/10) (L, 75-82, 20T)

Scored 20+ points in 6+ straight games

UH: 6, Marcus Sasser
22, vs. Wichita State (3/2/23) (W, 83-66)
22, at East Carolina (2/25/23) (W, 76-57)
22, vs. Tulane (2/22/23) (W, 89-59)
20, vs. Memphis (2/19/23) (W, 72-64)
20, at SMU (2/16/23) (W, 80-65)
25, vs. Tulsa (2/8/23) (W, 80-42)

Scored 20+ points in 5+ straight games

UH: 6, Marcus Sasser
22, vs. Wichita State (3/2/23) (W, 83-66)
22, at East Carolina (2/25/23) (W, 76-57)
22, vs. Tulane (2/22/23) (W, 89-59)
20, vs. Memphis (2/19/23) (W, 72-64)
20, at SMU (2/16/23) (W, 80-65)
25, vs. Tulsa (2/8/23) (W, 80-42)

Scored 20+ points in 4+ straight games

UH: 5, Marcus Sasser
22, at East Carolina (2/25/23) (W, 76-57)
22, vs. Tulane (2/22/23) (W, 89-59)
20, vs. Memphis (2/19/23) (W, 72-64)
20, at SMU (2/16/23) (W, 80-65)
25, vs. Tulsa (2/8/23) (W, 80-42)

Scored 20+ points in 3+ straight games

UH: 3, LJ Cryer
23, at Baylor (3/8/25) (W, 65-61)
22, vs. Kansas (3/3/25) (W, 65-59)
20, vs. Cincinnati (3/1/25) (W, 73-64)

Scored 20+ points in 2+ straight games

UH: 3, LJ Cryer
23, at Baylor (3/8/25) (W, 65-61)
22, vs. Kansas (3/3/25) (W, 65-59)
20, vs. Cincinnati (3/1/25) (W, 73-64)

Double-Digit Scorers

Had 7+ players score in double digits

UH: Lamar Roberson (25), Oliver Lafayette (19), Jahmar Thorpe (15), Ramon Dyer (14), Corey Bloom (13), Sergio de Randamie (11), Tristan Martin (10), vs. Florida Tech (11/22/05) (W, 131-62)

Opp: NA

Had 6+ players score in double digits

UH: Quentin Grimes (18), Tramon Mark (15), Marcus Sasser (14), Fabian White Jr. (12), Justin Gorham (10), Brison Gresham (10), vs. Cleveland State, NCAA Tournament First Round (3/19/21) (W, 87-56)

Opp: Julian Washburn (20), Jacques Streeter (13), Konner Tucker (12), McKenzie Moore (11), Cedrick Lang (10), Jalen Ragland, vs. UTEP, C-USA Championship Quarterfinals (3/14/13) (L, 69-80)

Had 5+ players score in double digits

UH: LJ Cryer (14), Milos Uzan (12), Terrance Arceneaux (11), J'Wan Roberts (10), Emanuel Sharp (10), vs. rv/rv Baylor (2/10/25) (W, 76-65)

Opp: Chance McMillian (23), Elijah Hawkins (17), Kerwin Walton (14), Darrion Williams (13), Christian Anderson (10), vs. #22/19 Texas Tech (2/1/25) (L, 81-82 OT)

Had 0 players score in double digits

UH: NA

Opp: at rv/rv West Virginia (1/29/25) (W, 63-49)

20-Point Scorers

Had 2+ 20-point scorers

UH: 26, Emanuel Sharp; 20, LJ Cryer, vs. #17/18 (4) BYU, Phillips 66 Big 12 Championship Semifinals (3/14/25) (W, 74-54)
Opp: Tahaad Pettiford (21), Johni Broome (20), vs. #11/11 Auburn, Mattress Firm Battleground 2k24 (11/9/24) (L, 69-74)

Had 3+ 20-point scorers

UH: Emanuel Sharp (30), LJ Cryer (21), Jamal Shead (20), vs. (9) Texas A&M, NCAA Tournament South Region Round of 32, (3/24/24) (W, 100-95, OT)

Opp: Ricky Tarrant (27), Kendall Timmons (22), Josh Davis (21), vs. Tulane (2/9/13) (L, 85-88)

Field Goals Made

Made 15+ field goals

UH: 16, Aubrey Coleman, at Marshall (2/18/09) (L, 83-88)

Opp: 15, Craig Brackins, at Iowa State (12/28/08) (L, 67-71)

Made 10-14 field goals

UH: 11, LJ Cryer, vs. #8/8 Iowa State (2/22/25) (W, 68-59)

Opp: 10, Johni Broome, vs. #11/11 Auburn, Mattress Firm Battleground 2k24 (11/9/24) (L, 69-74)

Field Goal Attempts

Attempted 30+ field goals

UH: 31, Aubrey Coleman, vs. Mississippi State (12/19/09)

Opp: NA

Attempted 25-29 field goals

UH: 26, LJ Cryer, vs. #9/9 Alabama, Players Era Festival (11/26/24) (L, 80-85 OT)
Opp: 26, Wade Taylor IV, vs. (9) Texas A&M, NCAA Tournament South Region Round of 32, (3/24/24) (W, 100-95, OT)

Attempted 20-24 field goals

UH: 21, J'Wan Roberts, at #12/11 Kansas (1/25/25) (W, 92-86, 20T)

Opp: 22, Tyrece Radford, vs. (9) Texas A&M, NCAA Tournament South Region Round of 32, (3/24/24) (W, 100-95, OT)

Attempted 15-19 field goals

UH: 18, J'Wan Roberts; 15, LJ Cryer, vs. #24/23 (8) Gonzaga, NCAA Tournament Midwest Region Second Round (3/22/25) (W, 81-76)

Opp: 16, Khalif Battle, vs. #24/23 (8) Gonzaga, NCAA Tournament Midwest Region Second Round (3/22/25) (W, 81-76)

Rebounds

Recorded 30+ rebounds

UH: 37, Elvin Hayes, vs. Centenary (2/10/68)
Opp: Has not happened

Recorded 25+ rebounds

UH: 25, Hakeem Olajuwon, vs. Texas Tech (1/12/84)
Opp: 26, by Tom Owens, South Carolina (2/22/71)

Recorded 20+ rebounds

UH: 20, J'Wan Roberts, vs. Memphis, The American Championship Title Game (3/12/23) (L, 65-75)
Opp: 20, Adrick McKinney, at TCU (12/4/12) (W, 54-48)

Recorded 15+ rebounds

UH: 20, J'Wan Roberts, vs. Memphis, The American Championship Title Game (3/12/23) (L, 65-75)
Opp: 16, Norchad Omier, at Baylor (3/8/25) (W, 65-61)

Recorded 10+ rebounds

UH: 11, Joseph Tugler, vs. #24/23 (8) Gonzaga, NCAA Tournament Midwest Region Second Round (3/22/25) (W, 81-76)
Opp: 12, Keba Keita, vs. #17/18 (4) BYU, Phillips 66 Big 12 Championship Semifinals (3/14/25) (W, 74-54)

Rebounding Streaks

Recorded 10+ rebounds in 15+ straight games

UH: 15, Hakeem Olajuwon, 1982-83
13, vs. Villanova (3/27/83) (W, 89-71)
22, vs. Louisville (4/2/83) (W, 94-81)
18, vs. NC State (4/4/83) (L, 52-54)

1983-84

13, vs. NC State (11/19/83) (L, 64-76)
15, Kansas (11/26/83) (W, 91-76)
11, at Mississippi State (11/30/83) (W, 68-62)
18, Biscayne (12/3/83) (W, 69-51)
10, at LSU (12/6/83) (W, 100-91)
13, St. Mary's (Texas) (12/10/83) (W, 71-55)
10, Stetson (12/16/83) (W, 92-71)
17, Princeton (12/17/83) (W, 65-40)
11, Texas Lutheran (12/19/83) (W, 129-65)
13, at UC Santa Barbara (12/21/83) (W, 89-79)
13, vs. Louisville (12/25/83) (W, 76-73)
17, vs. Fresno State (12/26/83) (L, 61-68)

Recorded 10+ rebounds in 14+ straight games

UH: 15, Hakeem Olajuwon, 1982-83
13, vs. Villanova (3/27/83) (W, 89-71)
22, vs. Louisville (4/2/83) (W, 94-81)
18, vs. NC State (4/4/83) (L, 52-54)
1983-84
13, vs. NC State (11/19/83) (L, 64-76)
15, Kansas (11/26/83) (W, 91-76)
11, at Mississippi State (11/30/83) (W, 68-62)
18, Biscayne (12/3/83) (W, 69-51)
10, at LSU (12/6/83) (W, 100-91)
13, vs. NC State (11/19/83) (L, 64-76)
15, Kansas (11/26/83) (W, 91-76)
11, at Mississippi State (11/30/83) (W, 68-62)
18, Biscayne (12/3/83) (W, 69-51)
10, at LSU (12/6/83) (W, 100-91)

13, St. Mary's (Texas) (12/10/83) (W, 71-55)
10, Stetson (12/16/83) (W, 92-71)
17, Princeton (12/17/83) (W, 65-40)
11, Texas Lutheran (12/19/83) (W, 129-65)
13, at UC Santa Barbara (12/21/83) (W, 89-79)
13, vs. Louisville (12/25/83) (W, 76-73)
17, vs. Fresno State (12/26/83) (L, 61-68)

Recorded 10+ rebounds in 13+ straight games

UH: 15, Hakeem Olajuwon, 1982-83
13, vs. Villanova (3/27/83) (W, 89-71)
22, vs. Louisville (4/2/83) (W, 94-81)
18, vs. NC State (4/4/83) (L, 52-54)

1983-84

13, vs. NC State (11/19/83) (L, 64-76)
15, Kansas (11/26/83) (W, 91-76)
11, at Mississippi State (11/30/83) (W, 68-62)
18, Biscayne (12/3/83) (W, 69-51)
10, at LSU (12/6/83) (W, 100-91)
13, St. Mary's (Texas) (12/10/83) (W, 71-55)
10, Stetson (12/16/83) (W, 92-71)
17, Princeton (12/17/83) (W, 65-40)
11, Texas Lutheran (12/19/83) (W, 129-65)
13, at UC Santa Barbara (12/21/83) (W, 89-79)
13, vs. Louisville (12/25/83) (W, 76-73)
17, vs. Fresno State (12/26/83) (L, 61-68)

Recorded 10+ rebounds in 12+ straight games

UH: 15, Hakeem Olajuwon, 1982-83
13, vs. Villanova (3/27/83) (W, 89-71)
22, vs. Louisville (4/2/83) (W, 94-81)
18, vs. NC State (4/4/83) (L, 52-54)

1983-84

13, vs. NC State (11/19/83) (L, 64-76)
15, Kansas (11/26/83) (W, 91-76)
11, at Mississippi State (11/30/83) (W, 68-62)
18, Biscayne (12/3/83) (W, 69-51)
10, at LSU (12/6/83) (W, 100-91)
13, St. Mary's (Texas) (12/10/83) (W, 71-55)
10, Stetson (12/16/83) (W, 92-71)
17, Princeton (12/17/83) (W, 65-40)
11, Texas Lutheran (12/19/83) (W, 129-65)
13, at UC Santa Barbara (12/21/83) (W, 89-79)
13, vs. Louisville (12/25/83) (W, 76-73)
17, vs. Fresno State (12/26/83) (L, 61-68)

Recorded 10+ rebounds in 11+ straight games

UH: 15, Hakeem Olajuwon, 1982-83
13, vs. Villanova (3/27/83) (W, 89-71)
22, vs. Louisville (4/2/83) (W, 94-81)
18, vs. NC State (4/4/83) (L, 52-54)

1983-84

13, vs. NC State (11/19/83) (L, 64-76)
15, Kansas (11/26/83) (W, 91-76)
11, at Mississippi State (11/30/83) (W, 68-62)
18, Biscayne (12/3/83) (W, 69-51)
10, at LSU (12/6/83) (W, 100-91)
13, St. Mary's (Texas) (12/10/83) (W, 71-55)
10, Stetson (12/16/83) (W, 92-71)
17, Princeton (12/17/83) (W, 65-40)
11, Texas Lutheran (12/19/83) (W, 129-65)
13, at UC Santa Barbara (12/21/83) (W, 89-79)
13, vs. Louisville (12/25/83) (W, 76-73)
17, vs. Fresno State (12/26/83) (L, 61-68)

THE LAST TIME...

Recorded 10+ rebounds in 10+ straight games

UH: 15, Hakeem Olajuwon, 1982-83
13, vs. Villanova (3/27/83) (W, 89-71)
22, vs. Louisville (4/2/83) (W, 94-81)
18, vs. NC State (4/4/83) (L, 52-54)

1983-84

13, vs. NC State (11/19/83 (L, 64-76)
15, Kansas (11/26/83) (W, 91-76)
11, at Mississippi State (11/30/83) (W, 68-62)
18, Biscayne (12/3/83) (W, 69-51)
10, at LSU (12/6/83) (W, 100-91)
13, St. Mary's (Texas) (12/10/83) (W, 71-55)
10, Stetson (12/16/83) (W, 92-71)
17, Princeton (12/17/83) (W, 65-40)
11, Texas Lutheran (12/19/83) (W, 129-65)
13, at UC Santa Barbara (12/21/83) (W, 89-79)
13, vs. Louisville (12/25/83) (W, 76-73)
17, vs. Fresno State (12/26/83) (L, 61-68)

Recorded 10+ rebounds in 9+ straight games

UH: 9, Justin Gorham,
11, at East Carolina (2/3/21) (L, 73-82)
17, vs. SMU (1/31/21) (W, 70-48)
15, at Tulane (1/28/21) (W, 83-60)
10, at Temple (1/23/21) (W, 68-51)
11, vs. Tulsa (1/17/21) (W, 86-59)
10, vs. UCF (1/17/21) (W, 75-58)
11, vs. Tulane (1/9/21) (W, 71-50)
10, vs. Wichita State (1/6/21) (W, 70-63)
19, at rv/rv SMU (1/3/21) (W, 74-60)

Recorded 10+ rebounds in 8+ straight games

UH: 9, Justin Gorham,
11, at East Carolina (2/3/21) (L, 73-82)
17, vs. SMU (1/31/21) (W, 70-48)
15, at Tulane (1/28/21) (W, 83-60)
10, at Temple (1/23/21) (W, 68-51)
11, vs. Tulsa (1/17/21) (W, 86-59)
10, vs. UCF (1/17/21) (W, 75-58)
11, vs. Tulane (1/9/21) (W, 71-50)
10, vs. Wichita State (1/6/21) (W, 70-63)
19, at rv/rv SMU (1/3/21) (W, 74-60)

Recorded 10+ rebounds in 7+ straight games

UH: 9, Justin Gorham,
11, at East Carolina (2/3/21) (L, 73-82)
17, vs. SMU (1/31/21) (W, 70-48)
15, at Tulane (1/28/21) (W, 83-60)
10, at Temple (1/23/21) (W, 68-51)
11, vs. Tulsa (1/17/21) (W, 86-59)
10, vs. UCF (1/17/21) (W, 75-58)
11, vs. Tulane (1/9/21) (W, 71-50)
10, vs. Wichita State (1/6/21) (W, 70-63)
19, at rv/rv SMU (1/3/21) (W, 74-60)

Recorded 10+ rebounds in 6 straight games

UH: 9, Justin Gorham,
11, at East Carolina (2/3/21) (L, 73-82)
17, vs. SMU (1/31/21) (W, 70-48)
15, at Tulane (1/28/21) (W, 83-60)
10, at Temple (1/23/21) (W, 68-51)
11, vs. Tulsa (1/17/21) (W, 86-59)
10, vs. UCF (1/17/21) (W, 75-58)
11, vs. Tulane (1/9/21) (W, 71-50)
10, vs. Wichita State (1/6/21) (W, 70-63)
19, at rv/rv SMU (1/3/21) (W, 74-60)

Recorded 10+ rebounds in 5 straight games

UH: 9, Justin Gorham,
11, at East Carolina (2/3/21) (L, 73-82)
17, vs. SMU (1/31/21) (W, 70-48)
15, at Tulane (1/28/21) (W, 83-60)
10, at Temple (1/23/21) (W, 68-51)
11, vs. Tulsa (1/17/21) (W, 86-59)
10, vs. UCF (1/17/21) (W, 75-58)
11, vs. Tulane (1/9/21) (W, 71-50)
10, vs. Wichita State (1/6/21) (W, 70-63)
19, at rv/rv SMU (1/3/21) (W, 74-60)

Recorded 10+ rebounds in 4 straight games

UH: 9, Justin Gorham,
11, at East Carolina (2/3/21) (L, 73-82)
17, vs. SMU (1/31/21) (W, 70-48)
15, at Tulane (1/28/21) (W, 83-60)
10, at Temple (1/23/21) (W, 68-51)
11, vs. Tulsa (1/17/21) (W, 86-59)
10, vs. UCF (1/17/21) (W, 75-58)
11, vs. Tulane (1/9/21) (W, 71-50)
10, vs. Wichita State (1/6/21) (W, 70-63)
19, at rv/rv SMU (1/3/21) (W, 74-60)

Recorded 10+ rebounds in 3 straight games

UH: 3, J'Wan Roberts
12, vs. Memphis (2/19/23) (W, 72-64)
10, at SMU (2/16/23) (W, 80-65)
12, vs. Tulsa (2/8/23) (W, 80-42)

Recorded 10+ rebounds in 2 straight games

UH: 2, J'Wan Roberts
12, vs. Butler, Big 12-Big East Battle (12/7/24) (W, 79-51)
12, vs. San Diego State, Players Era Festival Third-Place Game (11/30/24) (L, 70-73 OT)

Had two players record 10+ rebounds in consecutive games

UH: Fabian White (12), Devin Davis (10), vs. UIW (11/25/17) (W, 97-58);
Nura Zanna (11), Devin Davis (10), vs. Wake Forest, Paradise Jam (11/19/17) (W, 78-73)

Had two players record 10+ rebounds

UH: 10, Jarace Walker, Emanuel Sharp, vs. SMU (1/5/23) (W, 83-57)
Opp: 11, Josh Carlton, 10, Jalen Adams, The American Championship Quarterfinals, vs. UConn (3/15/19) (W, 84-45)

Had three players record 10+ rebounds

UH: Devonta Pollard (13), LeRon Barnes (11);
Cavon Baker (10), vs. Morgan State (11/22/14) (W, 72-57)
Opp: NA

Scoring & Rebounding

Recorded 30+ pts/10+ rebs.

UH: Josh Carlton (30 pts., 11 rebs.), at South Florida (1/5/22) (W, 83-66)
Opp: Steven Pledger (31 pts., 10 rebs.), vs. Oklahoma (12/17/11) (L, 74-79) (played in Little Rock, Ark.)

Recorded 20+ pts/20+ rebs.

UH: TaShawn Thomas (21 pts., 20 rebs.), vs. Florida A&M (11/9/12)
Opp: Kurt Thomas, TCU (26 pts., 20 rebs.) (3/9/95)

Recorded 20+ pts/15+ rebs.

UH: Nate Hinton (20 pts., 16 rebs.), vs. UCF (1/3/20) (W, 78-63)
Opp: Tyrece Radford (27 pts., 15 rebs.), vs. (9) Texas A&M, NCAA Tournament South Region Round of 32, (3/24/24) (W, 100-95, OT)

Scoring & Assists

Recorded 25+ pts/10+ asts

UH: Jamal Shead (29 pts., 10 asts.), vs. #25/25 Texas Tech (1/17/24) (W, 77-54)
Opp: NA

Recorded 20+ pts/10+ asts

UH: Jamal Shead (21 pts., 10 asts.), vs. (9) Texas A&M, NCAA Tournament South Region Round of 32, (3/24/24) (W, 100-95, OT)
Opp: NA

3-Point Field Goals Made

Made 10+ 3-pointers

UH: 10, Cameron Tyson, vs. Our Lady of the Lake (2/6/21) (W, 112-46)
Opp: 11, by Dennis Scott, Georgia Tech (12/28/88)

Made 9+ 3-pointers

UH: 9, Cameron Tyson, at Tulane (1/28/21) (W, 83-60)
Opp: 11, by Dennis Scott, Georgia Tech (12/28/88)

Made 8+ 3-pointers

UH: 8, Quentin Grimes, vs. WKU (2/25/21) (W, 81-57)
Opp: 8, Gabe Madsen, vs. Utah, Shriners Childrens Charleston Classic Semifinals (11/17/23) (W, 76-66)

Made 7+ 3-pointers

UH: 7, Emanuel Sharp, vs. (9) Texas A&M, NCAA Tournament South Region Round of 32, (3/24/24) (W, 100-95, OT)
Opp: 8, Gabe Madsen, vs. Utah, Shriners Childrens Charleston Classic Semifinals (11/17/23) (W, 76-66)

Made 6+ 3-pointers

UH: 6, LJ Cryer, vs. #24/23 (8) Gonzaga, NCAA Tournament Midwest Region Second Round (3/22/25) (W, 81-76)
Opp: 8, Gabe Madsen, vs. Utah, Shriners Childrens Charleston Classic Semifinals (11/17/23) (W, 76-66)

3-Point Field Goals Attempts

Attempted 15+ three-pointers

UH: 15, Kyler Edwards, at Tulsa (1/15/22) (W, 66-64)
Opp: 15, Gabe Madsen, vs. Utah, Shriners Childrens Charleston Classic Semifinals (11/17/23) (W, 76-66)

Attempted 11+ three-pointers

UH: 11, LJ Cryer, vs. #24/23 (8) Gonzaga, NCAA Tournament Midwest Region Second Round (3/22/25) (W, 81-76)
Opp: 11, Kerwin Walton, at #10/10 Texas Tech (2/24/25) (W, 69-61)

Attempted 8-10 three-pointers

UH: 9, LJ Cryer, vs. #17/18 (4) BYU, Phillips 66 Big 12 Championship Semifinals (3/14/25) (W, 74-54)
Opp: 8, Ray Sean Taylor, vs. #17/18 (4) BYU, Phillips 66 Big 12 Championship Semifinals (3/14/25) (W, 74-54)

Attempted 7 three-pointers

UH: 7, Emanuel Sharp, vs. #17/18 (4) BYU, Phillips 66 Big 12 Championship Semifinals (3/14/25) (W, 74-54)
Opp: 7, Khalif Battle, vs. #24/23 (8) Gonzaga, NCAA Tournament Midwest Region Second Round (3/22/25) (W, 81-76)

Free Throws Made

Made 15+ free throws

UH: 17, Kelvin Lewis, at UTEP (1/14/09)
Opp: 16, Josh Adams, vs. Wyoming, Global Sports Classic Championship Round (12/22/15) (W, 94-89 2OT)

Made 10+ free throws

UH: 10, J'Wan Roberts, at #10/10 Texas Tech (2/24/25) (W, 69-61)
Opp: 12, Mark Sears, vs. #9/9 Alabama, Players Era Festival (11/26/24) (L, 80-85 OT)

Free Throws Attempts

Attempted 20+ free throws

UH: 20, Alandise Harris, vs. Marshall (2/1/11) (L, 62-63)
Opp: 20, Jerryd Bayless, vs. Arizona (1/12/08) (L, 71-85)

Attempted 15+ free throws

UH: 15, Quentin Grimes, vs. South Carolina (12/5/20) (W, 77-67)
Opp: 19, Josh Adams, vs. Wyoming, Global Sports Classic Championship Round (12/22/15) (W, 94-89, 2OT)

Attempted 10+ free throws

UH: 12, J'Wan Roberts, at #10/10 Texas Tech (2/24/25) (W, 69-61)
Opp: 10, VJ Edgecombe, at Baylor (3/8/25) (W, 65-61)

Assists

Recorded 15+ assists

UH: 15, Randy Brown, vs. Fordham (3/17/88)
Opp: 17, by Sean Colson, Charlotte (2/8/97)

Recorded 10+ assists

UH: 10, Milos Uzan, vs. Jackson State (11/4/24) (W, 97-40)
Opp: 11, Ryan Nembhard, vs. #24/23 (8) Gonzaga, NCAA Tournament Midwest Region Second Round (3/22/25) (W, 81-76)

Recorded 5+ assists

UH: 8, Milos Uzan, vs. #24/23 (8) Gonzaga, NCAA Tournament Midwest Region Second Round (3/22/25) (W, 81-76)
Opp: 11, Ryan Nembhard, vs. #24/23 (8) Gonzaga, NCAA Tournament Midwest Region Second Round (3/22/25) (W, 81-76)

Blocked Shots

Recorded 15+ blocks

UH: 15, Hakeem Olajuwon, vs. Biscayne (12/3/83)
Opp: Has not happened

Recorded 10+ blocks

UH: 10, Bo Outlaw, vs. Texas A&M (2/17/93)
Opp: 10, by Gerrick Morris, South Florida (2/21/04)

Recorded 8+ blocks

UH: 8, Joseph Tugler, vs. #9/9 Alabama, Players Era Festival (11/26/24) (L, 80-85 OT)
Opp: TBA

THE LAST TIME...

Recorded 5+ blocks

UH: 5, Joseph Tugler, at #12/11 Kansas (1/25/25) (W, 92-86, 20T)

Opp: 5, Magoon Gwath, vs. San Diego State, Players Era Festival (11/30/24) (L, 70-73 OT)

Steals

Recorded 10+ steals

UH: 11, Clyde Drexler, vs. Syracuse (12/11/82)

Opp: 10, by B.J. Tyler, Texas (1/29/94)

Recorded 5+ steals

UH: 5, Mylik Wilson, vs. Utah (1/22/25) (W, 70-36)

Opp: 7, Joshua Jefferson, vs. #8/8 Iowa State (2/22/25) (W, 68-59)

Turnovers

Recorded 11+ turnovers

UH: NA

Opp: 12, Dawan Robinson, vs. Rhode Island (12/27/05) (W, 67-41)

Recorded 10+ turnovers

UH: 10, Andre Owens, at UAB (2/22/03) (L, 52-80)

Opp: 10, Jeremy Wise, vs. Southern Miss (2/27/08) (W, 95-67)

Recorded 8+ turnovers

UH: 9, Jonathon Simmons, vs. Tulsa (1/4/12) (W, 70-69, OT)

Opp: 8, RayJ Dennis, at #11/11 Baylor (2/24/24) (W, 82-76 OT)

Recorded 5+ turnovers

UH: 5, J'Wan Roberts, vs. #22/19 Texas Tech (2/1/25) (L, 81-82 OT)

Opp: 5, Ryan Nemphard vs. #24/23 (8) Gonzaga, NCAA Tournament Midwest Region Second Round (3/22/25) (W, 81-76)

Minutes Played

Played every minute (regulation)

UH: 40:00, LJ Cryer, at rv/rv Oklahoma (3/2/24) (W, 87-85)

Opp: 40:00, Ryan Nemphard, vs. #24/23 (8) Gonzaga, NCAA Tournament Midwest Region Second Round (3/22/25) (W, 81-76)

Two players played every minute (reg.)

UH: L.J. Rose, LeRon Barnes, at South Florida (2/17/15) (L, 67-69)

Opp: B.J. Tyson, Shawn Williams, vs. East Carolina (2/25/18) (W, 109-58)

Three players played every minute (reg.)

UH: 40, Dion Dowell, Richard Young, Robert Lee, vs. Creighton, Outrigger Hotels Rainbow Classic (12/22/06)

Opp: 40, by Brian Graham, Brian Swift, Bradley Mosley, vs. South Florida (2/21/04)

Played every minute (OT+)

UH: 45, LeRon Barnes, vs. UCF (1/6/15) (L, 78-79, OT)

Opp: 45, Zach Cooks, vs. Hofstra (11/9/21) (W, 83-75 OT)

Played every minute (20T+)

UH: 50, Rickie Winslow, Alvin Franklin, vs. Texas Tech (2/5/86)

Opp: 50, by Albert Thomas, Michael Strickland, vs. TCU, SWC Tournament (3/14/92)

Played every minute (30T+)

UH: 60, Clyde Drexler, at TCU (2/17/81)

Opp: 60, by Deckery Johnson, Warren Bridges, Darrell Browder, at TCU (2/17/81)

Played every minute (40T+)

UH: 60, Clyde Drexler, at TCU (2/17/81)

Opp: 60, by Deckery Johnson, Warren Bridges, Darrell Browder, at TCU (2/17/81)

Technical Fouls

Received a technical foul

UH: 2, Coach Kelvin Sampson, vs. Oklahoma State (2/6/24) (W, 79-63)

Milos Uzan, at Baylor (3/8/25) (W, 65-61)

Opp: 1, Arizona State Coach Bobby Hurley, (2/18/25) (W, 80-65)

Trey Stewart, vs. #17/18 (4) BYU, Phillips 66

Big 12 Championship Semifinals (3/14/25) (W, 74-54)

Fouls

Fouled out

UH: Joseph Tugler, vs. rv/#24 (3) Arizona, Phillips 66 Big 12 Championship Title Game (3/15/25) (W, 72-64)

Opp: Trevor Baskin, vs. (16) Colorado, Phillips 66 Big 12 Championship Quarterfinals (3/13/25) (W, 77-68)

Two players fouled out

UH: Emanuel Sharp, Terrance Arceneaux, vs. (16) Colorado, Phillips 66 Big 12 Championship Quarterfinals (3/13/25) (W, 77-68)

Opp: Zeke Cook, Jeremiah Evans, vs. Louisiana (11/13/24) (W, 91-45)

Three players fouled out

UH: Ja'Vier Francis, Jamal Shead, LJ Cryer, Emanuel Sharp, vs. (9) Texas A&M, NCAA Tournament South Region Round of 32, (3/24/24) (W, 100-95, OT)

Opp: Christian Vital, James Bouknight, Sidney Wilson, vs. UConn (1/23/20) (W, 63-59)

Four players fouled out

UH: Ja'Vier Francis, Jamal Shead, LJ Cryer, Emanuel Sharp, vs. (9) Texas A&M, NCAA Tournament South Region Round of 32, (3/24/24) (W, 100-95, OT)

Opp: NA

Ejections

Was ejected

UH: Coach Kelvin Sampson, vs. Oklahoma State (2/6/24) (W, 79-63)

Justin Gorham, at Wichita State (2/18/21) (L, 63-68)

Opp: 2, Texas Tech Coach Grant McCasland, (2/1/25) (L, 81-82 OT)

#4/4 HOUSTON vs. #13/15 TEXAS A&M

Charity Exhibition Game

Sunday, Oct. 27, 2022 • Fertitta Center • Houston



Official Basketball Box Score - Final
Texas A&M at Houston
10/27/24 Fertitta Center, Houston, Texas
2024-25 Men's Basketball

Game Time: 4:02 PM
Game Duration: 2:04
Attendance: 5,981



Official Basketball Box Score - Final
Jackson St. at Houston
11/04/24 Fertitta Center, Houston, Texas
2024-25 Houston Men's Basketball

Game Time: 7:02 PM
Game Duration: 1:58
Attendance: 7,035

Officials: Bret Smith, Tommy Johnson, Roland Simmons

Jackson St. - 40

Record: 0-1

NO.	Name	Min	FG	3P	FT	Rebounds	Fouls	TP	AS	TO	ST	Blocks	+/
			M-A	M-A	M-A	OR DR TOT	PF					BS BA	
7	Shannon Grant	F 25:43	3-4	0-0	1-2	2 1 3	4	2	7	1	4	0 0 1	-40
13	Romelle Mansel	F 33:08	3-8	1-3	0-0	2 4 6	1	0	7	1	2	0 1 0	-49
2	Jalen Tatum	G 30:04	4-11	1-4	5-7	0 2 2	1	5	14	3	4	0 0 0	-32
5	Keivene Hunt	G 10:41	0-3	0-1	0-0	0 0 0	0	0	1	0	1	0 0 0	-23
20	Juan Reyna III	G 26:29	1-6	1-6	2-2	1 2 3	2	3	5	2	0	1 0 0	-34
1	Dorian McMillian	14:04	1-2	1-2	0-0	0 2 2	1	0	3	0	4	0 0 0	-24
3	Jayme Mitchell Jr.	16:52	0-4	1-2	0 0 0	1 1 1	0	3	0	1	0	0 0 0	-20
0	Tamirion Hoover	04:42	0-3	0-2	0 0 0	1 1 1	0	0	0	0	0	0 0 0	-10
14	Dylan Canoville	12:49	1-3	0-0	1-2	1 1 2	1	1	1	0	1	1 1 1	-18
21	Marcus Watson Jr.	25:28	0-3	0-1	0-0	1 3 4	3	0	0	1	1	0 2 0	-35
Team													
Totals			13-47 4-23 10-15 8 17 25 14 13 40 8 21 3 3 6 -57										

Shooting By Period	1st	2nd	3rd	4th	FT
1st FG%	5-22	22.7%			
3PT%	2-10	20.0%			
FT%	1-2	50%			
2nd FG%	8-25	32.0%			
3PT%	2-13	15.4%			
FT%	9-13	69.2%			
GM FG%	13-47	27.7%			
3PT%	4-23	17.4%			
FT%	10-15	66.7%			
Dead Ball Rebounds: 3 0					

Houston - 97

Record: 1-0

NO.	Name	Min	FG	3P	FT	Rebounds	Fouls	TP	AS	TO	ST	Blocks	+/
			M-A	M-A	M-A	OR DR TOT	PF					BS BA	
11	Joseph Tugler	F 25:27	2-4	1-1	0-0	3 4 7	2	5	5	1	1	1 3	0 47
13	J'Wan Roberts	F 19:47	6-8	0-0	2-2	4 4 6	2	1	14	1	2	3 1	0 35
4	LJ Cryer	G 18:50	4-8	4-6	4-4	0 1 1	0	1	16	3	0	0 0	1 40
7	Milos Uzan	G 25:38	3-6	2-4	0-0	0 7 7	1	2	8	10	2	4 1	1 35
21	Emanuel Sharp	G 18:14	3-7	1-2	0-0	1 0 1	2	2	7	0	1	0 0	0 30
23	Terrance Arceneaux	16:48	3-7	1-1	0-0	0 1 1	1	0	7	0	1	0 0	0 22
3	Ramon Walker Jr.	18:34	4-6	1-2	1-1	0 4 4	0	1	10	0	0	0 0	0 14
8	Mylik Wilson	20:50	7-9	1-1	0-0	1 2 3	1	1	15	3	0	2 0	0 16
2	Cedric Lath	16:12	2-3	0-0	0-0	3 3 2	1	4	0	1	1	1 1	0 18
25	Mercy Miller	14:03	3-6	1-2	0-0	1 1 2	0	0	7	1	1	1 0	1 19
0	Kordellus Jefferson	05:37	2-3	0-1	0-0	0 2 2	2	0	4	0	0	0 0	0 9
Team													
Totals			39-67 12-20 7-7 11 28 39 13 14 97 19 12 6 3 57										

Shooting By Period	1st	2nd	3rd	4th	FT
1st FG%	19-31	61.3%			
3PT%	6-10	60.0%			
FT%	6-6	100%			
2nd FG%	20-36	55.6%			
3PT%	4-10	40.0%			
FT%	1-1	100%			
GM FG%	39-67	58.2%			
3PT%	12-20	60.0%			
FT%	7-7	100.0%			
Dead Ball Rebounds: 0 0					

Biggest lead	JSU	HOU
0 (1st 20:00)	58 (2nd 1:41)	
Best Scoring Run	JSU	HOU
3 (1st 11:03)	17 (1st 3:36)	
Lead Changes	JSU	HOU
0	2	13
Times Tied	JSU	HOU
0	15	
Time with Lead	JSU	HOU
00:00	39:10	

Points from Turnovers	JSU	HOU
4	35	
Paint	JSU	HOU
14	42	
Second Chance	JSU	HOU
2	13	
Fast Breaks	JSU	HOU
0	15	
Bench	JSU	HOU
7	47	

#4/4 HOUSTON 74, #11/11 AUBURN 69

Mattress Firm Battleground 2k24

Saturday, Nov. 9, 2024 • Toyota Center • Houston



Official Basketball Box Score - Final
Auburn at Houston
11/09/24 Toyota Center, Houston, Texas
2024-25 Men's Basketball

Game Time: 9:35 PM
Game Duration: 2:23
Attendance: 6,901



Official Basketball Box Score - Final
Louisiana at Houston
11/13/24 Fertitta Center, Houston, Texas
2024-25 Men's Basketball

Game Time: 7:02 PM
Game Duration: 2:04
Attendance: 7,035

Officials: Kipp Kissinger, Brooks Wells, Doug Simmons

Louisiana - 45

Record: 1-2

NO.	Name	Min	FG	3P	FT	Rebounds	Fouls	TP	AS	TO	ST	Blocks	+/
			M-A	M-A	M-A	OR DR TOT	PF					BS BA	
10	Zake Cook	F 13:11	1-3	0-0	0-0	1 2 3	5	4	2	1	2	0 0	1 -18
2	Kentrell Garnett	G 27:28	2-6	1-5	2-2	0 1 1	1	1	7	0	0	0 0	0 -32
4	Kyndal Davis	G 21:22	3-7	1-3	0-0	1 1 2	1	0	7	0	3	2 0	0 -30
13	Christian Wright	G 30:01	2-6	0-2	4-4	0 1 1	2	2	8	3	5	0 0	1 -37
52	Michael Thomas	G 13:50	0-3	0-2	0-0	0 3 3	0	2	0	1	0	1 0	0 -9
23	Kyran Ratiff	22:29	0-2	0-0	0-0	0 3 3	0	0	0	1	3	1 1	1 -25
3	Chancellor White	19:32	2-6	2-4	1-2	0 4 4	3	1	7	1	2	0 0	1 -24
5	London Daniels	15:03	0-5	0-3	0-0	0 1 1	1	0	0	0	1	0 0	0 -29
8	Mostapha El Moutaouakkil	11:12	2-2	0-0	0-0	1 1 1	1	0	4	0	3	0 0	0 -12
0	Jeremiah Evans	10:12	0-1	0-0	0-0	1 3 4	5	1	0	0	3	0 1	0 -8
11	Koron Davis	12:30	2-4	1-1	1-2	0 0 0	2	2	6	0	0	0 0	0 -9
7	Christian Landry	03:10	1-1	1-1	1-2	0 1 1	0	1	4	0	0	0 0	0 -3
Team													
Totals			15-46 6-21 9-12 4 24 28 21 14 45 7 23 4 2 4 -46										

Shooting By Period	1st	2nd	3rd	4th	FT
1st FG%	8-21	38.1%			
3PT%	4-8	50.0%			
FT%	5-5	100%			
2nd FG%	7-25	28.0%			
3PT%	2-13	15.4%			
FT%	4-7	57.1%			
GM FG%	15-46	32.6%			
3PT%	6-21	28.6%			
FT%	9-12	75.0%			
Dead Ball Rebounds: 2 0					

Houston - 91

Record: 2-1

NO.	Name	Min	FG	3P	FT	Rebounds	Fouls	TP	AS	TO	ST	Blocks	+/
			M-A	M-A	M-A	OR DR TOT	PF					BS BA	
5	Ja'Vier Francis	F 12:37	3-5	0-0	3-4	2 2 4	1	2	9	0	0	3 0	15
13	J'Wan Roberts	F 16:08	3-3	0-0	5-5	3 3 6	2	3	11	0	2	1 0	15
4	LJ Cryer	G 16:19	3-6	2-3	0-0	2 2 0	0	0	8	1	2	1 0	20
7	Milos Uzan	G 21:12	5-9	2-3	1-1	0 4 4	0	1	13	5	2	0 0	30
21	Emanuel Sharp	G 19:52	3-5	2-2	3-4	1 4 5	1	4	11	1	1	4 0	31
11	Joseph Tugler	17:13	1-3	0-0	0-4	1 4 5	3	3	2	0	1	1 1	24
3	Ramon Walker Jr.	16:26	1-2	0-1	0-0	2 3 5	0	0	2	0	2	0 0	27
25	Mercy Miller	21:00	4-9	1-4	3-4	0 0 0	3	1	12	2	1	4 0	24
23	Terrance Arceneaux	24:06	4-14	2-8	4-4	2 3 5	2	4	14	2	1	0 0	19
8	Mylik Wilson	17:31	3-7	1-1	0-0	1 3 4	1	0	7	1	1	1 0	14
2	Cedric Lath	10:10	1-3	0-0	0-1	3 2 5	1	2	2	1	0	0 0	1
0	Kordellus Jefferson	07:26	0-2	0-1	0-0	0 0 0	0	0	0	0	0	0 0	4
Team													
Totals			31-68 10-23 19-27 18 28 46 14 20 91 13 10 17 4 2 -46										

Shooting By Period	1st	2nd	3rd	4th	FT
1st FG%	15-30	50.0%			
3PT%	6-9	66.7%			
FT%	15-17	88.2%			
2nd FG%	16-36	44.4%			
3PT%	4-14	28.6%			
FT%	4-10	40%			
GM FG%	31-68	45.6%			
3PT%	10-23	43.5%			
FT%	19-27	70.4%			
Dead Ball Rebounds: 3 0					


Biggest lead	UL	HOU
4 (1st 14:06)	49 (2nd 3:13)	
Best Scoring Run	UL	HOU
5 (1st 15:53)	14 (1st 10:52)	
Lead Changes	UL	HOU
4	5	17
Times Tied	UL	HOU
2	15	
Time with Lead	UL	HOU
02:07	34:48	

Points from Turnovers	UL	HOU
3	27	
Paint	UL	HOU
12	34	
Second Chance	UL	HOU
5	17	
Fast Breaks	UL	HOU
2	15	
Bench	UL	HOU
21	39	

	AUB	HOU	Points from		AUB	HOU	Period by Period Scoring		
Biggest lead	7 (1 st 7:39)	9 (2 nd 15:16)	Turnovers	10	16		1st	2nd	TOT
Best Scoring Run	8 (1 st 7:39)	7 (1 st 4:21)	Paint	36	28	AUB	28	46	74
Lead Changes	13		Second Chance	9	16				
Times Tied	6		Fast Breaks	14	10	HOU	33	36	69
Times tied and	11:04	04:06	Reb.	20	17				

#7/7 HOUSTON 80, rv/- HOFSTRA 44

Friday, Nov. 22, 2024 • Fertitta Center • Houston



Official Basketball Box Score - Final

Hofstra at Houston

11/22/24 Fertitta Center, Houston, Texas

2024-25 Men's Basketball

Game Time: 7:02 PM

Game Duration: 1:42

Attendance: 7,035

Officials: Chance Moore, Chris Pacci, Tommy Johnson

Hofstra - 44

Record: 4-2

NO.	Name	Min	FG M-A	3P M-A	FT M-A	Rebounds OR DR TOT	Fouls PF	TP	AS	TO	ST	Blocks BS BA	+/-		
12	Michael Graham	C 15:24	2-3	0-0	0-0	1 3 4	3	0	4	0	0	0	-4		
1	TJ Gadsden	C 27:36	1-3	1-2	1-2	0 4 4	0	1	4	0	1	0	-29		
2	Jaqun Sanders	C 21:55	3-9	2-6	0-0	1 1 4	1	4	1	8	0	2	0	-19	
5	Cruz Davis	G 23:22	6-12	3-6	3-3	0 1 1	2	4	18	4	3	0	1	-35	
7	Jean Aranguren	G 24:52	0-5	0-3	0-0	0 3 3	1	1	0	1	4	2	0	-24	
33	Silas Sunday	20:13	0-2	0-0	0-0	2 3 5	3	2	0	0	3	0	1	-39	
0	KJ'An Robinson	25:10	3-10	1-3	0-0	0 3 3	0	1	7	1	1	0	2	-31	
25	Gurman Plotnikov	12:24	0-2	0-0	0-0	0 2 2	2	1	0	1	0	0	0	-7	
4	Joshua DeCady	04:23	0-1	0-0	0-0	0 1 1	0	0	0	0	0	0	0	1	
3	Khalil Farmer	11:16	1-4	1-3	0-0	0 1 1	0	0	3	0	0	0	0	1	
24	Eric Parnell	03:25	0-1	0-0	0-0	1 1 2	0	1	0	0	0	1	0	6	
Team						3 2 5			0		1				
Totals			16-52	8-25	4-5	7 25 32	15	12	44	7	15	3	0	6	-36

Shooting By Period

1st FG: 7-23 30.4%

3PT%: 4-13 30.8%

FT%: 0-0 0%

2nd FG: 9-29 31.0%

3PT%: 4-12 33.3%

FT%: 4-5 80%

3rd FG: 16-52 30.8%

3PT%: 8-25 32.0%

FT%: 4-5 80.0%

Dead Ball Rebounds: 10

Shooting By Period		
1 st FG%	7-23	30.4%
3PT%	4-13	30.8%
FT%	0-0	0%
2 nd FG%	9-29	31.0%
3PT%	4-12	33.3%
FT%	4-5	80%
GM FG%	16-52	30.8%
3PT%	8-25	32.0%
FT%	4-5	80.0%
Dead Ball Rebounds: 1, 0		

#9/9 ALABAMA 85, #6/7 HOUSTON 80 (OT)

Players Era Festival • First Day
Tuesday, Nov. 26, 204 • MGM Grand Garden Arena • Las Vegas

Official Basketball Box Score - Final

Alabama at Houston

11/26/24 MGM Grand Garden Arena, Las Vegas

2024-25 Men's Basketball

Game Time: 5:00 PM

Game Duration: 2:44

Attendance: 7,602

Officials: Brian O'Connell, Pat Adams, Chuck Jones

Alabama - 85

Record: 5-1

NO.	Name	Min	FG M-A	3P M-A	FT M-A	Rebounds OR DR TOT	Fouls PF	TP	AS	TO	ST	Blocks BS BA	+/-
4	Grant Nelson	F 39:45	4-8	1-3	4-6	4 6 10	4 6	13	0	4	2	0 1 4	1st FG% 11-34 32.4%
11	Clifford Omoruyi	C 16:52	1-1	0-0	2-4	2 1 3	2 3	4	0	1	0 1 0	1 FT% 8-13 61.5%	
0	Labaron Philon	G 15:06	0-9	0-3	1-2	2 1 3	1 2	1	2	3	0 1 0	2nd FG% 9-20 45.0%	
1	Mark Sears	G 41:05	4-13	4-8	12-14	0 4 4	3 10	24	3	2	1 0 2	1 FT% 6-11 54.5%	
3	Latrell Wrights Jr.	G 28:60	3-6	3-6	3-4	0 0 0	0 3	12	2	1	1 0 0	3 FT% 20-24 83.3%	
35	Derriion Reid	17:49	2-5	1-4	1-2	1 0 1	2 1	6	2	1	0 1 0	3 FT% 2-6 33.3%	
10	Mouhammed Dioubate	27:38	3-8	0-1	4-4	5 11 16	4 2	10	1	0	1 3 3	3 FT% 1-3 33.3%	
22	Aiden Sherrell	01:51	0-1	0-0	0-0	0 0 0	1 1	0	1	0	0 0 1	1 FT% 2-4 50.0%	
2	Aden Holloway	26:01	5-8	2-4	2-2	1 2 3	3 1	14	3	1	0 0 2	GM FG% 22-60 36.7%	
15	Jarin Stevenson	09:54	0-1	0-1	1-3	2 1 3	2 2	1	1	0	0 0 0	3 FT% 11-30 36.7%	
Team						3 2 5		0		1			1 FT% 30-41 73.2%
Totals		22-60	11-30	30-41	20 28 48	25 30	85	14	15	5	6	10 5	Head Bt Ball Rebounds: 2

Shooting By Period		
1 st FG%	18-35	51.4%
3PT%	6-13	46.2%
FT%	6-7	85.7%
2 nd FG%	11-27	40.7%
3PT%	6-11	54.5%
FT%	4-9	44.4%
GM FG%	29-62	46.8%
3PT%	12-24	50.0%
FT%	10-16	62.5%
Dead Ball Rebounds: 4, 0		


Houston - 80			Record: 3-2																						
NO.	Name	Min	FG		3P		FT		Rebounds		Fouls		TP	AS	TO	ST	Blocks		BS	BA	+/-	Shooting By Period			
			M	A	M	A	M	A	OR	DR	TOT	PF					FF	M				A	M	A	1st FG%
5	Ja'Vier Francis	F 12:18	0-1	0-0	0-0	2-3	1	1	2	4	2	2	0	2	2	2	0	0	0	0	0	1st FT%	12-29	41.4%	
13	J'Wan Roberts	F 37:57	3-4	0-0	5-7	1	0	1	4	4	4	11	0	2	0	2	0	0	0	0	0	3PT%	9-12	75%	
4	LJ Cryer	G 21:32	1-5	0-2	2-2	1	4	5	0	1	5	30	2	1	3	0	2	0	0	0	0	2nd FT%	11-26	42%	
21	Miles Uzan	G 11:51	2-5	1-1	0-0	1	0	1	5	0	5	5	1	2	0	0	0	0	0	0	0	3rd FT%	9-16	56.3%	
21	Emanuel Sharp	G 29:40	3-11	2-6	6-8	0	6	6	5	6	14	1	1	1	0	1	0	1	2	0	0	FT%	17-21	81%	
11	Joseph Tugler	30:58	1-5	0-2	0-1	2	6	8	4	4	2	2	2	1	8	1	0	0	0	0	0	OTFG%	1-10	10.0%	
3	Ramon Walker Jr.	07:08	0-0	0-0	0-0	2	1	3	1	0	0	0	0	0	0	0	0	0	0	0	0	3PT%	0-4	0.0%	
23	Terrance Arceneaux	20:52	2-3	0-0	1-2	1	2	3	2	3	5	1	1	2	0	0	0	-2	0	0	0	FT%	0-0	0.0%	
25	Mercy Miller	08:25	1-1	0-0	2-2	0	0	0	2	1	4	0	0	0	0	0	0	0	0	0	0	OTFG%	24-65	36.9%	
8	Mylik Wilson	23:35	3-9	1-2	0-0	1	4	5	2	0	7	1	1	0	1	0	2	-8	0	0	0	3PT%	6-19	31.6%	
Team						7	3	10			0											26-33	58.8%		
Totals			24-65	6-19	26-33	16	23	39	30	25	80	8	12	10	10	6	-5						Dead Ball Rebounds: 2.0		
																							Technical Fouls: NONE		

Shooting By Period		
1 st FG%	18-35	51.4%
3PT%	6-13	46.2%
FT%	6-7	85.7%
2 nd FG%	11-27	40.7%
3PT%	6-11	54.5%
FT%	4-9	44.4%
GM FG%	29-62	46.8%
3PT%	12-24	50.0%
FT%	10-16	62.5%
Dead Ball Rebounds: 4, 0		

Period by Period Scoring		
1st	2nd	OT1
ALA	34	44
HOU	36	42
OT1	2	80

#6/7 HOUSTON 65, NOTRE DAME 54

Players Era Festival • Second Day
Wednesday, Nov. 27, 204 • MGM Grand Garden Arena • Las Vegas



Official Basketball Box Score - Final

Houston at Notre Dame

11/27/24 MGM Grand Garden Arena, Las Vegas

2024-25 Men's Basketball

Game Time: 9:30 PM

Game Duration: 1:51

Officials: James Breeding, Brian O'Connell, Lucas Santos

Houston - 65

Record: 4-2

NO.	Name	Min	FG	3P	FT	Rebounds	Fouls	TP	AS	TO	ST	Blocks	BS	BA	+/-	
			M-A	M-A	M-A	OR DR TOT	PF					BS	BA			
5	Ja'Vier Francis	F 10:37	2-3	0-0	0-0	2 2 2	3	0	4	0	0	0	1	0	-5	
13	J'Wan Roberts	F 34:09	4-8	0-0	1-3	3 5 8	2	4	9	2	1	0	1	0	10	
4	LJ Cryer	G 36:44	2-11	0-6	2-2	0 2 2	1	2	6	1	1	1	0	0	7	
7	Milos Uzan	G 37:26	4-11	2-5	0-0	0 3 3	0	1	10	9	1	1	0	0	10	
21	Emanuel Sharp	G 34:08	6-13	3-9	2-2	1 3 4	3	3	17	4	1	0	0	0	8	
11	Joseph Tugler	10:54	3-5	0-0	0-2	0 3 3	4	2	6	1	1	1	0	0	7	
23	Terrance Arceneaux	22:46	6-7	1-2	0-0	1 2 3	0	0	13	2	0	1	0	0	18	
3	Ramon Walker Jr.	04:35	0-0	0-0	0-0	0 0 0	0	0	0	0	0	0	0	0	2	
8	Mylik Wilson	05:54	0-2	0-1	0-0	1 0 1	2	0	0	0	1	0	0	0	0	
2	Cedric Lath	02:47	0-0	0-0	0-0	0 0 0	1	0	0	0	0	0	0	0	-2	
Team						2 4 6			0	0						
Totals			27-60	6-23	5-9	8 24 32	16 12 28	65	19	5	5	2	2	0	11	

Shooting By Period

1st FG%

17-29 58.6%

2nd FG%

4-9 44.4%

3rd FT%

1-2 50%

2nd FG%

10-31 32.3%

3rd FT%

2-14 14.3%

FT%

4-7 57.1%

GM FG%

27-60 45.0%

3rd FT%

6-23 26.1%

FT%

5-9 55.6%

Dead Ball Rebounds: 2-0

Technical Fouls: 0

#14/14 HOUSTON 60, OKLAHOMA STATE 47

Monday, Dec. 30, 2024 • Gallagher-Iba Arena • Stillwater, Okla.



Official Basketball Box Score - Final
Houston at Oklahoma St.
12/30/24 Gallagher-Iba Arena, Stillwater
2024-25 Men's Basketball

Game Time: 7:00 PM
Game Duration: 1:54
Attendance: 7,365

Officials: Ray Nalik, Brooks Wells, Gregory Nixon

Houston - 60

Record: 9-3 (1-0)

NO.	Name	Min	FG	3P	FT	Rebounds	Fouls	TP	AS	TO	ST	Blocks	BS	BA			
11	Joseph Tugler	F 19:19	2-6	0-0	0-0	1	1	2	5	2	4	2	1	0	3	0	11
13	J'Wan Roberts	F 32:21	9-13	0-0	2-2	3	8	11	1	4	20	1	2	2	1	0	28
4	LJ Cryer	G 33:48	6-15	4-8	2-2	0	2	2	1	1	18	0	2	4	0	0	10
7	Milos Uzan	G 35:53	5-10	2-6	0-0	1	5	6	3	1	12	4	1	2	0	0	25
21	Emanuel Sharp	G 22:10	1-4	0-2	0-0	0	2	2	1	0	2	1	0	0	0	0	13
5	Ja'Vier Francis	19:25	1-4	0-0	0-0	0	5	5	2	0	2	0	2	0	1	1	7
23	Terrance Arceneaux	17:28	0-3	0-3	0-0	2	2	2	0	0	0	0	3	0	0	0	-10
8	Mylik Wilson	15:48	0-1	0-1	2-2	0	2	2	0	1	2	1	0	0	0	0	-4
0	Kordellus Jefferson	01:16	0-0	0-0	0-0	0	0	0	0	0	0	0	0	0	0	0	-5
2	Cedric Lath	01:16	0-0	0-0	0-0	0	0	0	0	0	0	0	0	0	0	0	-5
25	Mercy Miller	01:16	0-1	0-0	0-0	0	0	0	0	0	0	0	0	0	0	0	-5
Team						0	2	2	0	0	1	0	0	0	0	0	-5
Totals			24-57	6-20	6-6	5	29	34	16	9	60	9	12	8	5	1	13

Technical Fouls: NONE

Shooting By Period	1st FG%	2nd FG%	3rd FG%	GM FG%
1st FG%	13-30 43.3%			
3PT%	2-5 40.0%			
FT%	0-0 0%			
2nd FG%	11-27 40.7%			
3PT%	4-15 26.7%			
FT%	6-6 100%			
GM FG%	24-57 42.1%			
3PT%	6-20 30.0%			
FT%	6-6 100.0%			

Dead Ball Rebounds: 0, 0

Oklahoma St. - 47

Record: 8-4 (0-1)

NO.	Name	Min	FG M/A	3P M/A	FT M/A	Rebounds OR DR TOT	Fouls PF D	TP	AS	TO	ST	Blocks BS	BA	+	-		
25	Robert Jennings	F 26:12	2-6	0-1	6-6	1	4	5	3	5	10	0	0	2	1	1	-9
33	Abou Ousmane	F 30:13	2-3	0-0	1-2	2	4	6	0	2	5	0	2	1	0	0	-10
1	Bryce Thompson	G 10:58	0-6	0-2	0-0	1	1	1	0	1	0	1	2	0	0	0	3
5	Khalil Brantley	G 28:42	0-4	0-2	0-0	2	6	8	1	1	0	4	3	0	0	1	-7
14	Jamyrus Keller	G 21:46	0-5	0-2	4-4	0	0	0	0	3	4	0	1	0	0	0	-3
0	Marchelus Avery	20:35	2-8	1-4	0-0	0	3	3	2	0	5	1	1	0	0	0	-12
2	Arturo Dean	23:12	3-7	1-2	2-4	0	4	4	1	2	9	1	3	1	1	0	-14
6	Brandon Newman	24:10	4-11	2-5	2-2	1	3	4	1	2	12	0	0	2	0	1	-7
4	Davonte Davis	10:29	0-2	0-1	0-0	0	0	0	1	0	0	0	1	0	0	0	-9
24	Pat Suernick	03:43	1-2	0-0	0-0	1	0	1	0	2	0	1	0	1	0	1	3
Team						4	3	7	0	2	0	0	0	0	0	0	-13
Totals			14-54	4-19	15-18	11	28	39	10	16	47	7	14	7	1	5	-13

Technical Fouls: Avery 2nd 5:14

	HOU	OKST	Points per		HOU		OKST		Period by Period Scoring			
Biggest lead	22 (2 nd 3:28)	6 (1 st 10:24)	Turnovers	16	7	Paint	28	20	HOU	1st	2nd	TOT
Best Scoring Run	11 (1 st 5:06)	9 (1 st 10:24)	Second Chance <td>7</td> <td>10</td> <th>Fast Breaks</th> <td>14</td> <td>9</td> <th>OKST</th> <th>18</th> <th>29</th> <th>47</th>	7	10	Fast Breaks	14	9		OKST	18	29
Lead Changes	4	5	Bench	4	28							
Times Tied		5										
Time with Lead	28:09	04:26										

Points from Turnovers	Period by Period Scoring
16	1st 2nd TOT
28	HOU 28 32 60
7	OKST 18 29 47
2	
14	
4	
28	

#14/14 HOUSTON vs. BYU

Saturday, Jan. 4, 2025 • Fertitta Center • Houston



Official Basketball Box Score - Final
BYU at Houston
01/04/25 Fertitta Center, Houston, Texas
2024-25 Men's Basketball

Game Time: 1:01 PM
Game Duration: 1:56
Attendance: 7,035

Officials: Jeffery Anderson, Gary Maxwell, De Sella Dean

BYU - 55

Record: 10-3 (1-1)

NO.	Name	Min	FG	3P	FT	Rebounds	Fouls	TP	AS	TO	ST	Blocks	BS	BA	+	-		
6	Kanon Catchings	F 25:35	2-5	1-3	1-2	2	0	2	2	2	6	1	0	1	1	1	28	
13	Keba Keita	C 19:55	3-7	0-0	0	1	0	1	3	2	6	0	0	0	1	2	-19	
3	Egor Demin	G 25:51	1-6	0-3	1-2	0	3	3	1	1	3	7	3	1	0	0	-31	
15	Richie Saunders	G 22:22	3-8	1-5	2-3	0	2	2	1	4	9	1	2	1	0	1	-16	
30	Dallin Hall	G 24:19	1-1	1-1	4-4	0	0	0	0	2	2	7	0	3	0	0	-12	
25	Dawson Baker	F 17:57	2-7	0-3	0-0	0	1	1	2	1	4	1	2	1	0	1	-15	
45	Fousseyni Traore	F 19:31	0-3	0-0	1-2	1	5	6	0	1	1	3	3	0	0	1	-18	
5	Mihailo Boskovic	F 12:35	1-2	1-2	2-2	0	2	2	0	0	5	1	0	0	0	0	-6	
21	Trevin Kneil	F 15:53	4-6	4-6	0-0	1	1	1	3	0	12	0	0	0	0	0	-8	
0	Mawot Mag	F 05:46	1-2	0-0	0-0	0	0	0	1	0	2	0	1	1	0	1	-5	
4	Brody Kozlowski	G 04:12	0-1	0-1	0-0	0	0	0	0	0	0	0	0	0	0	0	1	
1	Trey Stewart	G 03:03	0-0	0-0	0-0	0	0	0	0	0	0	0	0	1	0	0	1	
2	Elijah Crawford	G 03:03	0-0	0-0	0-0	0	0	0	0	0	0	0	0	0	0	0	1	
Team						3	3	6	0	0	1							
Totals			18-48			8-24	11-15	7	17	24	15	55	14	15	6	2	7	-31

Technical Fouls: NONE

Houston - 86

Record: 9-4 (2-0)

NO. Name		Min	FG	3P	FT	Reb	OR	DR	TO	Fouls	TP	AS	TO	ST	Blocks	BS	BA	+/-	
11	Joseph Tugler	F 18:27	1-1	0-0	3-4	3	2	5	3	5	0	3	0	2	0	19			
13	J'Wan Roberts	F 24:54	3-4	0-0	0	2	4	6	1	2	6	3	2	3	0	32			
4	LJ Cryer	G 27:11	3-11	3-9	0-0	0	0	0	0	1	9	2	1	1	0	28			
7	Milos Uzan	G 31:04	2-9	2-6	1-2	0	2	2	0	1	7	8	0	2	0	1	26		
21	Emanuel Sharp	G 20:07	5-9	4-8	4-4	0	3	3	3	4	18	1	0	1	0	17			
5	Ja'Vier Francis	19:01	4-6	0-0	1-2	3	2	5	2	2	9	0	1	1	3	0	14		
23	Terrance Arceneaux	22:59	5-9	4-5	1-2	3	3	6	0	1	15	1	0	2	0	1	14		
8	Mylik Wilson	17:11	5-5	2-2	0-0	2	2	4	0	0	12	0	1	0	0	0	3		
25	Mercy Miller	10:42	0-2	0-1	2-2	1	1	2	2	1	2	1	1	0	1	0	4		
0	Kordellus Jefferson	04:12	1-3	1-3	0-0	0	0	0	0	0	3	0	1	0	0	0	-1		
2	Cedric Lath	04:12	0-0	0-0	0-0	0	0	0	0	2	0	0	0	1	0	0	-1		
Team						1	3	4	0	0	0	0	0	0	0	0	0		
Totals			29-59	16-34	12-16	15	22	37	15	15	86	15	11	9	7	2	31		

Technical Fouls: NONE

	BYU	HOU							
Biggest lead	0 (1 st 20:00)	34 (2 nd 7:34)	Points from	BYU	HOU	Period by Period Scoring			
Best Scoring Run	5 (2 nd 5:50)	9 (2 nd 12:13)	Turnovers	5	24		1st	2nd	TOT
Lead Changes	0		Paint	18	24	BYU	22	33	55
Times Tied	2		Second Chance	7	18		HOU	39	47
Time with Lead	00:00	36:57	Fast Breaks	4	13				
			Bench	24	41				

Points from Turnovers	Period by Period Scoring
5	1st 2nd TOT
18	BYU 22 33 55
7	HOU 39 47 86
13	
4	
18	
24	

#12/11 HOUSTON 65, TCU 46

Monday, Jan. 6, 2025 • Fertitta Center • Houston



Official Basketball Box Score - Final
TCU at Houston
01/06/25 Fertitta Center, Houston, Texas
2024-25 Men's Basketball

Game Time: 8:05 PM
Game Duration: 1:54
Attendance: 7,035

Officials: Kipp Kissinger, Doug Simmons, Brent Smith

TCU - 46

Record: 8-6 (1-2)

NO.	Name	Min	FG	3P	FT	Reb	DR	OR	Fouls	TP	AS	TO	ST	Blocks	BS	BA	+	-
13	Trazarian White	F 24:57	4-9	1-5	0-0	0	1	1	2	1	9	0	1	0	0	0	0	-16
15	Dave Punch	25:21	2-2	0-0	1-2	3	2	5	1	2	5	0	1	0	0	0	0	-16
8	Ernest Udeh Jr.	27:56	0-0	0-0	0-0	2	4	3	0	0	1	2	2	2	0	0	0	-11
3	Vasean Allette	G 32:41	4-10	2-3	1-2	0	5	5	0	3	11	1	2	0	0	2	0	-14
21	Noah Reynolds	G 30:47	9-16	0-5	1-3	1	2	1	4	19	1	4	0	0	1	0	0	-25
0	Brendan Wenzel	15:54	0-3	0-1	0-0	0	2	2	0	2	0	0	0	0	0	0	1	0
1	Isaiah Manning	10:32	0-4	0-0	0-0	1	1	1	0	1	0	0	0	0	0	0	0	-6
5	Micah Robinson	15:03	0-1	0-1	0-0	0	2	2	1	0	0	0	2	2	0	0	0	-3
32	Malick Diallo	12:04	1-2	0-0	0-0	1	1	3	0	2	0	1	1	0	0	0	1	-8
41	Jace Posey	04:45	0-0	0-0	0-0	0	0	0	0	1	0	1	1	0	0	0	0	4
Team						3	1	4	0	5	0	0	0	0	0	0	0	4
Totals			20-47	3-18	3-7	9	18	27	11	14	46	4	19	4	2	6	-19	

#10/8 HOUSTON 70, rv/#25 WEST VIRGINIA 54

Wednesday, Jan. 15, 2025 • Fertitta Center • Houston

Official Basketball Box Score - Final
West Virginia at Houston
01/15/25 Fertitta Center, Houston, Texas
2024-25 Men's BasketballGame Time: 7:01 PM
Game Duration: 1:56
Attendance: 7,035

Officials: Gregory Nixon, Brooks Wells, James Duke

West Virginia - 54

Record: 12-4 (3-2)

NO. Name	Min	FG M-A	3P M-A	FT M-A	Rebounds OR DR TOT	Fouls PF	TP	AS	TO	ST	Blocks BS BA	+/-
11 Jonathan Powell	F 37:03	2-7	2-6	2-4	0 3 3	2 2	8	1	1	1	0 0	-10
0 Eduardo Andre	F 19:35	1-2	0-0	0-0	0 3 3	3 0	2	0	2	0	0 1	-14
5 Toby Okani	G 35:51	3-7	1-2	1-2	2 3 5	2 1	8	1	3	1	0 0	-11
7 Javon Small	G 37:56	4-11	3-5	2-2	0 1 1	1 5	13	8	1	1	1 2	-15
10 Sencire Harris	G 22:38	3-3	0-0	1-2	1 2 3	2 2	7	0	0	2	0 0	-2
13 Amani Hansberry	19:34	6-8	3-5	1-1	0 1 1	4 1	16	0	2	0	1 0	0
4 LJ Cryer	19:44	0-4	0-3	0-0	1 1 2	3 0	0	0	1	0	0 0	-15
3 KJ Tenner	03:41	0-1	0-1	0-0	0 0 0	0 0	0	0	1	0	0 0	-10
22 Haris Elezovic	01:54	0-0	0-0	0-0	0 0 0	0 0	0	0	0	0	0 0	-4
8 Jake Auer	02:04	0-0	0-0	0-0	0 0 0	0 0	0	0	0	0	0 0	-1
Team					3 3 6	0	0	1				
Totals		19-43	9-22	7-11	6 17 23	17 11	54	10	12	5	2 4	-16

Technical Fouls:NONE

Houston - 70

Record: 13-3 (5-0)

NO. Name	Min	FG M-A	3P M-A	FT M-A	Rebounds OR DR TOT	Fouls PF	TP	AS	TO	ST	Blocks BS BA	+/-
11 Joseph Tugler	F 19:56	0-1	0-0	0-0	4 1 5	4 2	0	0	2	2	0 0	9
13 J'Wan Roberts	F 33:35	10-13	0-0	2-4	0 3 3	1 4	22	1	3	0	1 0	7
4 LJ Cryer	G 28:15	5-12	5-10	3-4	1 1 2	2 3	18	2	0	0	0 0	1
7 Milos Uzan	G 34:44	3-8	1-4	1-1	1 6 7	0 2	8	4	0	2	0 1	18
21 Emanuel Sharp	G 31:59	4-9	3-8	3-3	0 3 3	0 3	14	1	1	0	0 1	7
8 Mylik Wilson	11:04	0-1	0-0	0-0	2 2 0	1 0	1	0	1	0	0 0	5
5 Ja'Vier Francis	14:50	1-2	0-0	0-0	2 2 4	2 1	2	0	0	1	0 0	7
23 Terrance Arceneaux	25:37	2-5	2-4	0-0	1 3 4	2 1	6	2	2	0	1 0	25
Team					0 0 0	0	0	1				
Totals		25-51	11-26	9-12	9 21 30	11 17	70	11	7	6	4 2	16

Technical Fouls:NONE

	WVU	HOU
Biggest lead	5 (1 st 13:10)	18 (2 nd 4:58)
Best Scoring Run	8 (2 nd 18:13)	14 (2 nd 7:08)
Lead Changes	5	
Times Tied	2	
Time with Lead	03:06	34:34

Points from Turnovers	WVU	HOU
Paint	16	24
Second Chance	9	12
Fast Breaks	4	9
Bench	16	8

Period by Period Scoring	1st	2nd	TOT
WVU	27	27	54
HOU	40	30	70

Shooting By Period	
1 st FG%	10-22 45.5%
3PT%	4-10 40.0%
FT%	3-4 75%
2 nd FG%	9-21 42.9%
3PT%	5-12 41.7%
FT%	4-7 57.1%
GM FG%	19-43 44.2%
3PT%	9-22 40.9%
FT%	7-11 63.6%
Dead Ball Rebounds:	1 0

Official Basketball Box Score - Final
Houston at UCF
01/18/25 Addition Financial Arena, Orlando
2024-25 Men's BasketballGame Time: 12:00 PM
Game Duration: 2:11
Attendance: 9,314

Officials: Kipp Kissinger, Justin Shamion, Randal Anders

Houston - 69

Record: 14-3 (6-0)

NO. Name	Min	FG M-A	3P M-A	FT M-A	Rebounds OR DR TOT	Fouls PF	TP	AS	TO	ST	Blocks BS BA	+/-
11 Joseph Tugler	F 12:23	1-2	0-0	0-0	0 2 2	3 0	2	0	1	0	1 1	5
13 J'Wan Roberts	F 35:30	10-17	0-0	1-2	6 3 9	4 3	21	1	2	0	0 1	3
4 LJ Cryer	G 35:41	2-13	2-7	0-0	1 3 4	1 1	6	1	1	0	0 2	5
7 Milos Uzan	G 35:22	4-11	0-2	0-0	0 3 3	1 0	8	5	0	1	1 0	1
21 Emanuel Sharp	G 28:27	4-11	1-6	0-0	0 4 4	4 1	9	0	2	1	0 0	9
5 Ja'Vier Francis	24:38	5-6	0-0	6-6	7 3 10	2 5	16	0	1	0	1 0	0
8 Mylik Wilson	17:50	3-6	0-0	1-2	1 4 5	4 2	7	1	1	1	0 0	-10
23 Terrance Arceneaux	10:09	0-3	0-1	0-1	1 0 1	1 0	0	0	0	1	1	-8
Team					2 4 0	0	0					
Totals		29-69	3-16	8-11	18 24 42	20 13	69	8	8	3	4 5	1

Shooting By Period	
1 st FG%	12-36 33.3%
3PT%	1-8 12.5%
FT%	5-6 83.3%
2 nd FG%	17-33 51.5%
3PT%	2-8 25.0%
FT%	3-5 60%
GM FG%	29-69 42.0%
3PT%	3-16 18.8%
FT%	8-11 72.7%
Dead Ball Rebounds:	0 0

Dead Ball Rebounds: 0 0

Technical Fouls:Tugler 1st 17:56

UCF - 68

Record: 12-5 (3-3)

NO. Name	Min	FG M-A	3P M-A	FT M-A	Rebounds OR DR TOT	Fouls PF	TP	AS	TO	ST	Blocks BS BA	+/-
52 Moustapha Thiam	C 33:32	7-10	1-2	3-4	2 3 5	0 4	18	1	0	0	3 0	1
0 Jordan Ivy-Curry	G 29:51	4-10	2-7	4-4	0 3 3	1 3	14	0	0	0	1 0	-8
3 Darius Johnson	G 32:05	5-16	3-7	0-0	3 0 3	4 1	13	4	1	0	0 3	1
4 Keyshawn Hall	G 35:08	2-12	0-3	2-6	4 7 11	4 6	3	5	0	0	1	-6
6 Daltan "Deebo" Coleman	G 28:55	3-6	1-3	1-1	2 3 5	1 4	8	2	3	0	0 0	-5
5 Benny Williams	08:17	0-1	0-1	1-2	0 1 1	1 1	1	0	0	0	0 0	5
7 Dior Johnson	06:17	1-2	0-0	0-0	0 2 2	0 0	2	0	0	0	0 0	0
1 Mikey Williams	11:47	1-3	0-0	0-0	1 3 4	1 0	2	1	0	0	1 0	5
2 JJ Taylor	11:05	2-2	0-0	0-0	1 0 1	2 0	4	0	1	0	0 0	4
35 Rokas Jocius	03:03	0-0	0-0	0-0	0 0 0	0 0	0	0	0	0	0 0	-2
Team					3 3 6	0	0					
Totals		25-62	7-23	11-17	16 25 41	14 19	68	11	13	1	5 4	-1

Technical Fouls:Hall 1st 17:56

	HOU	UCF
Biggest lead	5 (2 nd 6:52)	12 (1 st 1:13)
Best Scoring Run	13 (2 nd 16:20)	7 (1 st 8:07)
Lead Changes	11	
Times Tied	2	
Time with Lead	07:48	30:17

Points from Turnovers	HOU	UCF
Paint	48	26
Second Chance	18	15
Fast Breaks	5	10
Bench	23	9

Period by Period Scoring	1st	2nd	TOT
HOU	30	39	69
UCF	38	30	68

#7/5 HOUSTON vs. UTAH

Wednesday, Jan. 22, 2025 • Fertitta Center • Houston

Official Basketball Box Score - Final
Utah at Houston
01/22/25 Fertitta Center, Houston, Texas
2024-25 Men's BasketballGame Time: 5:02 PM
Game Duration: 2:01
Attendance: 7,035

Officials: Ted Valentine, Tommy Johnson, Darron George

Utah - 36

Record: 11-7 (3-4)

NO. Name	Min	FG M-A	3P M-A	FT M-A	Rebounds OR DR TOT	Fouls PF	TP	AS	TO	ST	Blocks BS BA	+/-
2 Ezra Asuar	F 20:49	0-4	0-0	1-2	3 0 3	1 3	1	0	2	0	0 3	-26
10 Jake Wainin	F 24:28	2-7	0-2	1-2	3 2 5	1 1	5	2	0	0	0 2	-11
34 Lawson Loving	C 21:19	1-5	0-0	0-1	0 4 4	1 4	2	1	4	0	0 3	-28
25 Mike Sharavjanitis	G 10:40	0-2	0-1	0-0	0 1 1	1 0	0	0	3	0	1 0	-18
55 Gabe Madsen	G 22:37	3-10	2-8	0-0	2 2 2	1 0	8	1	4	1	0 0	-33
1 Mirol Little	22:20	2-3	2-3	0-0	0 2 2	4 1	6	0	5	0	0 0	-17
0 Hunter Erickson	12:51	0-0	0-0	0-0	0 1 1	2 0	0	0	2	0	0 0	-13
11 Caleb Lohner	11:25	1-1	0-0	0-0	0 1 1	1 0	2	0	2	0	0 0	-13
32 Zach Keller	12:13	1-2	0-0	0-1	0 0 0	2 1	2	1	0	0	0 0	2
8 Keanu Dawes	25:05	2-4	1-1	2-4	3 6 9	3 2	7	1	2	0	0 2	-15
45 Mason Madsen	16:15	1-5	0-2	1-2	0 0 0	2 1	3	1	0	2	0 1	2
Team					6 2 8	0	0	2				
Totals		13-43	5-17	5-12	15 21 36	19 13	36	7	26	3	1 11	-34

Technical Fouls:NONE

Houston - 70

Record: 15-3 (7-0)

NO. Name	Min	FG M-A	3P M-A	FT M-A	Rebounds OR DR TOT	Fouls PF	TP	AS	TO	ST	Blocks BS BA	+/-
11 Joseph Tugler	F 13:20	2-3	0-0	0-0	0 2 2	5 0	4	0	0	4	2 0	14
13 J'Wan Roberts	F 24:43	5-9	0-0	1-2	1 3 4	1 3	11	1	1	3	2 0	31
4 LJ Cryer	G 23:14	4-7	3-4	2-2	0 1 1	0 2	13	1	0	0	0 0	35
7 Milos Uzan	G 24:33	6-9	2-4	0-0	1 0 1	2 2	14	5	1	0	0 0	27
23 Terrance Arceneaux	G 33:04	4-10	0-3	2-2	2 4 6	0 1	10	3	1	3	4 0	32
5 Ja'Vier Francis	16:56	3-4	0-0	0-0	1 1 2	1 1	6	1	1	2	0 31	
8 Mylik Wilson	24:18	2-11	0-2	0-1	3 4 7	1 2	4	4	0	5	0 1	8
25 Mercy Miller	18:12	0-5	0-3	7-8	2 1 3	0 4	7	0	0	0	0 0	-4
2 Cedric Lath	13:45	0-0	0-0	1-4	4 1 5	2 3	1	0	1	0	2 0	-2
0 Kordelius Jefferson	07:55	0-2	0-2	0-0	0 0 0	1 1	0	0	0	1	0 0	-2
Team					1 1 2	0	0	0				
Totals		26-60	5-18	13-19	15 18 33	13 19	70	15	5	19	11 1	34

Technical Fouls:NONE

	UTAH	HOU
Biggest lead	0 (1 st 20:00)	37 (2 nd 11:30)
Best Scoring Run	4 (1 st 8:56)	18 (1 st 9:54)
Lead Changes	0	
Times Tied	0	
Time with Lead	00:00	39:44

Points from Turnovers	UTAH	HOU
Paint	14	28
Second Chance	9	11
Fast Breaks	1	13
Bench	20	18

Period by Period Scoring	1st	2nd	TOT
UTAH	17	19	36
HOU	41	29	70

Shooting By Period	
1 st FG%	6-20 30.0%
3PT%	4-10 40.0%
FT%	1-3 33.3%
2 nd FG%	7-23 30.4%
3PT%	1-7 14.3%
FT%	4-9 44.4%
GM FG%	13-43 30.2%
3PT%	5-17 29.4%
FT%	5-12 41.7%
Dead Ball Rebounds:	4 0

Official Basketball Box Score - Final
Houston at Kansas
01/25/25 Allen Fieldhouse, Lawrence
2024-25 Men's BasketballGame Time: 5:35 PM
Game Duration: 2:42
Attendance: 15,300

Officials: Kipp Kissinger, Doug Simmons, Marques Pettigrew

Houston - 92

Record: 16-3 (8-0)

NO. Name	Min	FG M-A	3P M-A	FT M-A	Rebounds OR DR TOT	Fouls PF	TP	AS	TO	ST	Blocks BS BA	+/-
11 Joseph Tugler	F 35:37	4-4	0-0	1-2	2 5 7	2 1	9	0	1	0	5 0	4
13 J'wan Roberts	F 40:26	10-21	4-9	4-4	8 8 16	4 8	24	5	1	0	5 0	10
14 Kly Cryer	B 38:00	2-12	1-8	4-6	0 3 3	4 3	9	3	2	0	0 0	6
7 Milos Uzan	F 41:20	6-11	2-4	3-5	0 9 9	4 3	17	9	0	1	0 0	16
21 Emanuel Sharp	G 25:37	2-8	2-7	2-2	0 3 3	2 1	8	0	0	2	0 0	-5
23 Terrance Arceaneux	15:07	1-3	0-0	1 2 3	1 0 3	0 3	0	0	0	0	0 0	-12
5 Jo'Veon Francis	14:26	2-3	0-0	0 1 2	0 1 2	0 1	0	0	0	0	0 0	3
8 Mykyl Wilson	23:24	8-11	2-3	3 6 3	3 6 3	0 0	18	0	1	0	0 0	8
Team					1 0 1	0	0	0	0	0	0 0	
Totals		35-73	8-25	14-25	12 31 43	22 17	92	17	5	5	5 0	0

#6/5 HOUSTON 63, rv/rv WEST VIRGINIA 49

Wednesday, Jan. 29, 2025 • WVU Coliseum • Morgantown, W.Va.

Official Basketball Box Score - Final
Houston at West Virginia
01/29/25 WVU Coliseum, Morgantown, W.Va.
2024-25 Men's BasketballGame Time: 7:00 PM
Game Duration: 2:00
Attendance: 12,083

Officials: Don Daly, Brooks Wells, Chance Moore

Houston - 63

Record: 17-3 (9-0)

NO.	Name	Min	FG	3P	FT	Rebounds	Fouls	TP	AS	TO	ST	Blocks	BS	BA	+/															
11	Joseph Tugler	F 27:34	5-9	0-1	2-2	3	4	7	4	2	12	0	1	0	1	11														
13	J'Wan Roberts	F 34:50	2-6	0-0	1-1	4	2	6	0	2	5	3	2	1	1	0	9													
4	LJ Cryer	G 35:07	6-12	2-4	3-3	0	3	3	2	2	17	3	2	1	0	0	16													
7	Milos Uzan	G 37:33	4-10	2-4	0-0	0	0	0	4	2	10	2	2	1	0	1	18													
21	Emanuel Sharp	G 18:12	1-4	1-4	0-0	0	3	3	2	1	3	0	2	1	0	0	1													
5	Ja'Vier Francis	11:28	3-3	0-0	0-0	2	3	5	0	2	6	0	1	1	0	0	3													
23	Terrance Arceneaux	22:41	3-5	2-4	0-0	1	1	2	0	0	8	0	0	0	0	0	14													
8	Mylik Wilson	12:36	1-3	0-1	0-0	1	4	5	1	0	2	0	3	0	0	0	0													
Team						2			1																					
Totals			25-52		7-18		6-6		13		21		34		13		63		8		14		5		2		1		14	

Technical Fouls: NONE

West Virginia - 49

Record: 13-7 (4-5)

NO.	Name	Min	FG	3P	FT	Rebounds			Fouls		TP	AS	TO	ST	Blocks	BS	BA																											
			M-A	M-A	M-A	OR	DR	TOT	PF	FD																																		
11	Jonathan Powell	F 38:22	2-9	2-8	0-0	1	0	1	2	0	6	0	0	0	0	0	-13																											
13	Amari Hansberry	F 25:37	3-8	0-3	2-4	1	4	5	1	4	8	0	4	0	0	0	-4																											
5	Toby Okani	F 36:10	4-9	0-0	0-1	0	4	4	0	3	8	5	2	1	1	1	-14																											
7	Javon Small	G 36:40	3-7	2-5	0-0	0	3	3	0	0	8	-3	1	0	0	0	-12																											
10	Senecire Harris	R 19:57	2-2	0-0	2-4	0	2	2	4	4	6	0	3	2	0	2	2																											
1	Joseph Yesulu	23:49	4-6	0-2	1-2	1	1	2	3	2	9	2	0	1	0	0	-14																											
0	Eduardo Andre	14:48	2-2	0-0	0-0	0	0	0	1	0	4	1	1	1	0	0	-11																											
3	KJ Tenner	24:39	0-0	0-0	0-0	0	0	0	0	0	0	0	1	0	0	0	-4																											
Team						2			0		1																																	
Totals			20-43			4-18			5-11			5			14			19			13			49			11			12			6			1			2			1		

Technical Fouls: NONE

	HOU	WVU
Biggest lead	20 (1 st 0:49)	0 (1 st 20:00)
Best Scoring Run	9 (1 st 10:48)	11 (2 nd 16:16)
Lead Changes	0	0
Times Tied	0	0
Time with Lead	39:43	00:00

Points from Turnovers	HOU	WVU
Paint	32	28
Second Chance	16	3
Fast Breaks	2	9
Bench	16	13

Period by Period Scoring	1st	2nd	TOT
HOU	39	24	63
WVU	19	30	49

Shooting By Period	1 st	2 nd	3 rd	4 th	OT
FG%	6-22	36.4%	2-10	20.0%	
3P%	2-8	25.0%	0-0	0.0%	
FT%	1-2	50%	0-0	0.0%	
GM FG%	10-22	45.5%	0-0	0.0%	
3P%	1-5	20.0%	0-0	0.0%	
GM FG%	25-52	48.1%	0-0	0.0%	
3P%	7-18	38.9%	0-0	0.0%	
FT%	6-6	100.0%	0-0	0.0%	

Dead Ball Rebounds: 3/0

#22/19 TEXAS TECH 82, #6/5 HOUSTON 81 (OT)

Saturday, Feb. 1, 2025 • Fertitta Center • Houston

Official Basketball Box Score - Final
Texas Tech at Houston
02/01/25 Fertitta Center, Houston, Texas
2024-25 Men's BasketballGame Time: 5:05 PM
Game Duration: 2:43
Attendance: 7,324

Officials: Bert Smith, Tyler Kumpf, Justin Shannon

Texas Tech - 82

Record: 17-4 (8-2)

exas Tech - 82		Record: 17-4 (8-2)															
NO. Name	Min	FG	3P	FT	Rebounds	Fouls	TP	AS	TO	ST	Blocks	BS	BA	+/			
5 Darrion Williams	F 33:50	5-11	1-5	2-4	1	3	4	5	4	13	3	2	3	3	0	-3	
15 JT Toppin	F 33:50	0-1	0-0	0-0	0	1	1	1	0	23	0	0	0	0	1	1	
0 Chance McMillan	G 42:38	7-14	2-6	7-7	1	4	5	1	4	23	1	3	2	0	0	0	
3 Elijah Hawkins	G 41:32	4-12	4-7	5-5	1	5	6	2	4	17	4	4	0	0	1	1	
24 Kerwin Walton	G 26:11	4-7	4-6	2-3	0	1	1	0	2	14	0	0	0	0	0	6	
33 Federico Federico	21:17	0-0	0-0	1-4	3	3	6	5	3	1	0	1	0	1	0	7	
4 Christian Anderson	34:10	2-8	1-6	5-7	1	1	2	4	4	10	0	0	1	0	0	-2	
23 Eemeli Yalahou	21:32	1-1	0-0	2-4	2	2	4	2	2	4	2	2	0	0	0	-5	
Team					5	3	8			0	1						
Totals		23-54	12-30	24-34	14	23	37	22	23	82	10	13	6	4	2	1	

Technical Fouls: Coach 1st 16:10 Coach 1st 16:10

Houston - 81

Record: 17-4 (8-1)

Houston - 81		Record: 17-8 (9-1)														
NO.	Name	Min	FG	3P	FT	Rebounds	Fouls	TP	AS	TO	ST	Blocks	BS	BA	+/	
11	Joseph Tugler	F 24:18	2-5	0-0	1-4	5	3	7	4	3	5	1	0	1	1	
13	J'Wan Roberts	F 38:38	6-15	0-0	6-9	3	4	7	1	17	18	3	5	3	0	-8
4	LJ Cryer	G 44:00	7-14	3-6	5-6	0	4	4	2	3	22	2	1	0	0	1
7	Milos Uzan	G 37:29	4-12	1-5	1-2	0	1	1	2	2	10	2	4	1	0	0
21	Emanuel Sharp	G 17:37	1-2	0-1	2-2	0	3	3	3	2	4	0	0	1	0	-1
5	Ja'Vier Francis	F 12:38	2-2	0-0	3-4	2	1	3	4	3	7	0	1	0	1	0
23	Terrance Arceneaux	F 31:04	4-8	1-2	0-0	2	0	2	4	0	9	1	0	2	0	-1
8	Mylik Wilson	F 19:16	3-6	0-0	0-0	2	3	5	4	0	6	2	0	1	0	0
Team						2	3	5	4	0	0	1				

Technical Fouls: Roberts 1st 15:46

	TTU	HOU
Biggest lead	7 (1 st 4:18)	6 (2 nd 3:49)
Best Scoring Run	9 (1 st 11:49)	8 (2 nd 9:10)
Lead Changes	11	0
Times Tied	10	4
Time with Lead	24:09	15:05

Points from Turnovers	TTU	HOU
Paint	18	42
Second Chance	16	27
Fast Breaks	5	4
Bench	15	22

Period by Period Scoring	1st	2nd	OT	TOT
HOU	37	35	9	81

Dead Ball Rebounds: 4/0

#5/5 HOUSTON 72, OKLAHOMA STATE 63

Tuesday, Feb. 4, 2025 • Fertitta Center • Houston

Official Basketball Box Score - Final
Oklahoma St. at Houston
02/04/25 Fertitta Center, Houston, Texas
2024-25 Men's BasketballGame Time: 7:01 PM
Game Duration: 1:57
Attendance: 7,035

Officials: Marques Pettigrew, Rick Crawford, Antonio Petty

Oklahoma St. - 63

Record: 11-11 (3-8)

NO.	Name	Min	FG M/A	3P M/A	FT M/A	Rebounds OR DR TOT	Fouls PF F	TP	AS	TO	ST	Blocks BS BA	+/-				
25	Robert Jennings	18:27	1-2	0-0	2-3	0	2	2	0	4	0	2	0	1	0	-13	
33	Abou Ousmane	31:54	7-10	1-1	1-2	2	2	4	3	2	16	1	2	0	1	3	
1	Bryce Thompson	29:32	5-10	0-2	1-1	0	2	2	1	4	11	4	1	0	0	-7	
2	Arturo Dean	28:45	5-8	2-4	1-2	0	0	0	3	1	13	4	4	5	0	0	
14	Jamylon Keller	25:41	2-5	1-3	0-0	0	2	2	1	0	5	0	0	0	0	-7	
0	Marchelus Avery	22:55	4-8	2-6	0-0	0	3	3	2	0	10	3	1	1	0	8	
5	Khalil Brantley	11:15	0-1	0-0	0-0	0	2	2	0	0	0	1	0	0	0	-9	
6	Brandon Newman	20:11	1-5	1-3	1-2	0	3	3	3	2	4	0	0	0	0	-6	
4	Davonte Davis	04:40	0-0	0-0	0-0	0	1	1	1	0	0	2	0	0	0	-2	
24	Pat Suemnick	06:40	0-0	0-0	0-2	2	0	2	2	1	0	0	0	0	0	-12	
Team						0	3	3		0	0						
Totals			25-49	7-19	6-12	4	20	24	16	12	63	14	11	6	2	3	-9

Technical Fouls: NONE

Houston - 72

Record: 18-4 (10-1)

#6/6 HOUSTON 76, rv/rv BAYLOR 65

Monday, Feb. 10, 2025 • Fertitta Center • Houston



Official Basketball Box Score - Final
Baylor at Houston
02/10/25 Fertitta Center, Houston, Texas
2024-25 Men's Basketball

Game Time: 8:07 PM
Game Duration: 2:04
Attendance: 7,035

Officials: Doug Simons, Kipp Kissinger, Ted Valentine

Baylor - 65

Record: 15-9 (7-6)

NO. Name	Min	FG	3P	FT	Rebounds	Fouls	TP	AS	TO	ST	Blocks	BS	BA	+	-
15 Norchad Omier	F 37:10	8-9	1-1	2-2	2 3 5	4 4	15	0	2	0	0	0	0	-6	
1 Robert Wright	G 27:58	2-7	2-3	4-6	0 2 2	1 6	10	3	3	1	0	1	0	-9	
3 Jeremy Roach	G 24:28	2-3	2-2	0-0	0 0 0	4 0	6	2	2	1	0	0	0	-6	
7 V.J. Edgcombe	G 36:48	5-5	0-0	4-4	1 5 6	1 2	14	3	5	2	0	0	0	-8	
13 Langston Love	G 35:36	5-7	4-5	1-2	0 1 1	2 2	15	1	2	0	0	0	0	-11	
32 Jayden Nunn	19:37	0-2	0-1	0-0	0 2 2	1 1	0	0	0	0	0	0	0	-11	
32 Jalen Celestine	18:23	0-5	0-3	1-2	1 0 1	4 1	1	1	1	1	0	0	0	-4	
Team					0 3 3	0	0	0	0	0	0	0	0		
Totals		22-38	9-15	12-16	4 16 20	17 16	65	10	15	5	0	1	1	-11	

Technical Fouls: NONE

Shooting By Period	1st	2nd	3rd	4th	FT
1st FG%	11-19	57.9%			
3PT%	4-6	66.7%			
FT%	4-6	66.7%			
2nd FG%	11-19	57.9%			
3PT%	5-9	55.6%			
FT%	8-10	80%			
GM FG%	22-38	57.9%			
3PT%	9-15	60.0%			
FT%	12-16	75.0%			

Dead Ball Rebounds: 3, 0

Houston - 76

Record: 20-4 (12-1)

NO. Name	Min	FG	3P	FT	Rebounds	Fouls	TP	AS	TO	ST	Blocks	BS	BA	+	-
11 Joseph Tugler	F 27:23	3-4	0-0	0-0	5 3 8	1 2	6	1	0	0	1	0	1	4	
13 J'wan Roberts	F 30:11	4-7	0-0	2-2	0 3 3	4 4	10	2	2	1	0	0	0	-3	
4 LJ Cryer	G 30:38	5-11	4-7	0-0	0 1 1	1 0	14	3	1	0	0	0	0	17	
7 Milos Uzan	G 34:10	4-9	1-5	3-4	0 2 2	2 4	12	6	0	2	0	0	0	14	
21 Emanuel Sharp	G 25:04	3-7	3-7	1-2	0 0 0	3 1	10	1	1	1	0	0	0	15	
5 Ja'Vier Francis	12:37	1-1	0-0	2-2	2 1 3	3 2	4	1	1	1	0	0	0	7	
23 Terrance Arceneaux	21:52	4-6	1-3	2-4	1 1 2	0 2	11	2	0	0	0	0	0	19	
8 Mylik Wilson	14:38	3-8	1-2	2-2	0 1 1	1 2	9	1	2	1	0	0	0	-8	
25 Mercy Miller	03:27	0-0	0-0	0-0	0 1 1	1 0	0	0	0	0	0	0	0	-10	
Team					1 0 1	0	0	0	0	0	0	0	0		
Totals		27-53	10-24	12-16	9 13 22	16 17	76	17	7	6	1	0	1	11	

Technical Fouls: NONE

Shooting By Period	1st	2nd	3rd	4th	FT
1st FG%	15-29	51.7%			
3PT%	5-12	41.7%			
FT%	3-4	75%			
2nd FG%	12-24	50.0%			
3PT%	5-12	41.7%			
FT%	9-12	75%			
GM FG%	27-53	50.9%			
3PT%	10-24	41.7%			
FT%	12-16	75.0%			

Dead Ball Rebounds: 5, 0

	BAY	HOU
Biggest lead	0 (1st 20:00)	25 (2nd 5:43)
Best Scoring Run	11 (2nd 1:22)	11 (2nd 5:43)
Lead Changes	0	
Times Tied	2	
Time with Lead	00:00	37:59

	BAY	HOU
Points from Turnovers	14	28
Paint	24	32
Second Chance	7	16
Fast Breaks	7	7
Bench	1	24

	BAY	HOU
Period by Period Scoring		
1st	30	35
2nd	35	65
TOT	38	76

	HOU	ARIZ
Biggest lead	7 (2nd 3:11)	9 (1st 7:25)
Best Scoring Run	12 (2nd 5:15)	6 (1st 9:58)
Lead Changes	4	
Times Tied	3	
Time with Lead	07:43	28:57

	HOU	ARIZ
Points from Turnovers	13	6
Paint	36	26
Second Chance	4	2
Fast Breaks	10	18
Bench	11	29

	HOU	ARIZ
Period by Period Scoring		
1st	25	37
2nd	37	62
TOT	30	58

	HOU	ARIZ
Points from Turnovers	13	6
Paint	36	26
Second Chance	4	2
Fast Breaks	10	18
Bench	11	29

	HOU	ARIZ
Period by Period Scoring		
1st	25	37
2nd	37	62
TOT	30	58

	HOU	ARIZ
Points from Turnovers	13	6
Paint	36	26
Second Chance	4	2
Fast Breaks	10	18
Bench	11	29

	HOU	ARIZ
Period by Period Scoring		
1st	25	37
2nd	37	62
TOT	30	58

	HOU	ARIZ
Points from Turnovers	13	6
Paint	36	26
Second Chance	4	2
Fast Breaks	10	18
Bench	11	29

	HOU	ARIZ
Period by Period Scoring		
1st	25	37
2nd	37	62
TOT	30	58

	HOU	ARIZ
Points from Turnovers	13	6
Paint	36	26
Second Chance	4	2
Fast Breaks	10	18
Bench	11	29

	HOU	ARIZ
Period by Period Scoring		
1st	25	37
2nd	37	62
TOT	30	58

	HOU	ARIZ
Points from Turnovers	13	6
Paint	36	26
Second Chance	4	2
Fast Breaks	10	18
Bench	11	29

	HOU	ARIZ
Period by Period Scoring		
1st	25	37
2nd	37	62
TOT	30	58

	HOU	ARIZ
Points from Turnovers	13	6
Paint	36	26
Second Chance	4	2
Fast Breaks	10	18
Bench	11	29

	HOU	ARIZ
Period by Period Scoring		
1st	25	37
2nd	37	62
TOT	30	58

	HOU	ARIZ
Points from Turnovers	13	6
Paint	36	26
Second Chance	4	2
Fast Breaks	10	18
Bench	11	29

	HOU	ARIZ
Period by Period Scoring		
1st	25	37
2nd	37	62
TOT	30	58

	HOU	ARIZ
Points from Turnovers	13	6
Paint	36	26
Second Chance	4	2
Fast Breaks	10	18
Bench	11	29

	HOU	ARIZ
Period by Period Scoring		
1st	25	37
2nd	37	62
TOT	30	58

	HOU	ARIZ
Points from Turnovers	13	6
Paint	36	26
Second Chance	4	2
Fast Breaks	10	18
Bench	11	29

	HOU	ARIZ
Period by Period Scoring		
1st	25	37
2nd	37	62
TOT	30	58

	HOU	ARIZ
Points from Turnovers	13	6
Paint	36	26
Second Chance	4	2
Fast Breaks	10	18
Bench	11	29

	HOU	ARIZ
Period by Period Scoring		
1st	25	37
2nd	37	62
TOT	30	58

	HOU	ARIZ
Points from Turnovers	13	6
Paint	36	26
Second Chance	4	2
Fast Breaks	10	18
Bench	11	29

	HOU	ARIZ
Period by Period Scoring		
1st	25	37
2nd	37	62
TOT	30	58

	HOU	ARIZ
Points from Turnovers	13	6
Paint	36	26
Second Chance	4	2
Fast Breaks	10	18
Bench	11	29

	HOU	ARIZ
Period by Period Scoring		
1st	25	37
2nd	37	62
TOT	30	58

	HOU	ARIZ
Points from Turnovers	13	6
Paint	36	26
Second Chance	4	2
Fast Breaks	10	18
Bench	11	29

	HOU	ARIZ
Period by Period Scoring		
1st	25	37
2nd	37	62
TOT	30	58

	HOU	ARIZ
Points from Turnovers	13	6
Paint	36	26
Second Chance	4	2
Fast Breaks	10	18
Bench	11	29

	HOU	ARIZ
Period by Period Scoring		
1st	25	37
2nd	37	62
TOT	30	58

	HOU	ARIZ
Points from Turnovers	13	6
Paint	36	26
Second Chance	4	2
Fast Breaks	10	18
Bench	11	29

	HOU	ARIZ
Period by Period Scoring		
1st	25	37
2nd	37	62
TOT	30	58

	HOU	ARIZ
Points from Turnovers	13	6
Paint	36	26
Second Chance	4	2
Fast Breaks	10	18
Bench	11	29

	HOU	ARIZ
Period by Period Scoring		
1st	25	37
2nd	37	62
TOT	30	58

	HOU	ARIZ
Points from Turnovers	13	6
Paint	36	26
Second Chance	4	2
Fast Breaks	10	18
Bench	11	29

	HOU	ARIZ
Period by Period Scoring		
1st	25	37
2nd	37	62
TOT	30	58

	HOU	ARIZ
Points from Turnovers	13	6
Paint	36	26
Second Chance	4	2
Fast Breaks	10	18
Bench	11	29

	HOU	ARIZ
Period by Period Scoring		
1st	25	37
2nd	37	62
TOT	30	58

	HOU	ARIZ
Points from Turnovers	13	6
Paint	36	26
Second Chance	4	2
Fast Breaks	10	18
Bench	11	29

	HOU	ARIZ
Period by Period Scoring		
1st	25	37
2nd	37	62
TOT	30	58

||
||
||

#4/4 HOUSTON 69, #10/10 TEXAS TECH 61

Monday, Feb. 24, 2025 • United Supermarkets Arena • Lubbock, Texas



Official Basketball Box Score - Final
Houston at Texas Tech
02/24/25 United Supermarkets Arena, Lubbock
2024-25 Men's Basketball

Game Time: 8:00 PM
Game Duration: 2:13
Attendance: 15,098

Officials: Kipp Kissinger, Doug Shows, Gregory Nixon

Houston - 69

Record: 24-4 (16-1)

NO. Name	Min	FG	3P	FT	Rebounds	Fouls	TP	AS	TO	ST	Blocks	+/-
		M-A	M-A	M-A	OR DR TOT	PF FO					BS BA	
11 Joseph Tugler	F 20:47	4-5	0-0	0-1	0 3 3	5 1 8	2	1	1	1	0	15
13 J'Wan Roberts	F 30:31	3-10	0-0	10-12	1 6 7	3 6 16	3	0	1	1	1	10
4 LJ Cryer	G 31:20	1-5	1-4	2-2	1 2 3	1 1 5	3	1	1	0	0	2
7 Milos Uzan	G 34:57	8-15	3-4	3-4	1 1 2	2 3 22	2	3	2	0	2	13
21 Emanuel Sharp	G 35:06	3-6	2-3	2-2	0 5 5	2 4 10	1	0	1	0	0	3
5 Ja'Vier Francis	18:54	1-1	0-0	0-0	1 5 6	1 2 2	1	2	0	1	0	-6
23 Terrance Arceneaux	14:22	0-2	0-1	0-0	1 0 1	1 0 0	0	0	0	0	0	2
8 Mylik Wilson	14:02	2-5	0-0	2-2	0 3 3	3 1 6	0	2	1	0	0	1
Team					2 1 3		0					
Totals		22-49	6-12	19-23	7 26 33	18 18 69	12	9	7	3	3	8

Technical Fouls: NONE

Texas Tech - 61

Record: 21-7 (12-5)

NO. Name	Min	FG	3P	FT	Rebounds	Fouls	TP	AS	TO	ST	Blocks	+/-
		M-A	M-A	M-A	OR DR TOT	PF FO					BS BA	
15 JT Toppin	F 36:24	6-18	0-3	2-4	3 7 10	2 3 14	1	1	1	1	2	-7
33 Federico Federico	C 29:08	2-2	0-0	0-0	5 4 9	4 0 4	2	0	0	1	0	-5
3 Elijah Hawkins	G 38:17	2-10	2-7	8-9	0 2 2	3 7 14	5	1	3	1	1	-8
4 Christian Anderson	G 40:00	2-11	0-6	6-7	3 5 8	4 3 10	0	2	1	0	0	-8
24 Kerwin Walton	G 31:19	4-11	4-11	0-0	2 1 3	0 3 0	12	0	3	0	0	-10
1 Kevin Overton	24:52	1-5	0-3	5-6	2 2 4	2 5 7	2	2	1	0	0	1
Team					2 2 4		0					
Totals		17-57	6-30	21-26	17 23 40	18 18 61	10	10	6	3	3	-8

Technical Fouls: NONE

	HOU	TTU
Biggest lead	10 (2 nd 3:42)	3 (1 st 11:58)
Best Scoring Run	7 (1 st 8:48)	5 (1 st 15:05)
Lead Changes	8	
Times Tied	5	
Time with Lead	32:01	05:36

Shooting By Period	1 st	2 nd	3 rd	4 th	OT
FG%	9-27	33.3%			
3PT%	5-15	20.0%			
FT%	9-9	100%			
2 nd FG%	6-30	26.7%			
FT%	12-17	70.6%			
GM FG%	17-57	29.8%			
3PT%	6-30	20.0%			
FT%	21-26	80.8%			

Dead Ball Rebounds: 2, 0

#4/4 HOUSTON 73, CINCINNATI 64

Saturday, March 1, 2025 • Fertitta Center • Houston



Official Basketball Box Score - Final
Cincinnati at Houston
03/01/25 Fertitta Center, Houston, Texas
2024-25 Men's Basketball

Game Time: 3:40 PM
Game Duration: 1:57
Attendance: 7,035

Officials: Marques Pettigrew, Ray Nail, Daron George

Cincinnati - 64

Record: 17-12 (7-11)

NO. Name	Min	FG	3P	FT	Rebounds	Fouls	TP	AS	TO	ST	Blocks	+/-
		M-A	M-A	M-A	OR DR TOT	PF FO					BS BA	
23 Dillon Mitchell	F 24:30	2-4	1-2	0-0	1 2 3	2 0 5	1	0	0	0	0	-6
55 Aziz Bandaogo	C 30:27	3-5	0-0	0-0	2 6 8	1 2 6	0	1	0	2	1	-7
1 Day Day Thomas	G 19:20	8-12	1-2	2-2	0 3 3	4 2 19	1	1	1	0	1	11
2 Jizzelle James	G 37:26	8-19	0-2	2-4	2 1 3	1 5 18	5	1	3	0	2	-5
10 Josh Reed	G 33:18	1-3	0-0	2-2	1 1 2	4 1 4	4	0	0	2	0	-4
0 Dan Skillings Jr.	18:02	1-4	1-3	0-0	2 4 6	2 2 3	1	3	0	0	0	-15
41 Simas Lukosius	30:20	3-10	3-10	0-0	0 1 1	2 1 9	1	3	0	0	0	-14
14 Tyler Betsey	05:06	0-1	0-1	0-0	0 1 1	0 0 0	0	0	1	0	0	-3
22 Amritan Page	01:31	0-1	0-0	0-0	0 0 0	1 0 0	0	0	0	0	0	-2
Team					3 2 5		0					
Totals		26-59	6-20	6-8	11 21 32	17 13 64	9	11	6	2	4	-9

Technical Fouls: NONE

Houston - 73

Record: 25-4 (17-1)

NO. Name	Min	FG	3P	FT	Rebounds	Fouls	TP	AS	TO	ST	Blocks	+/-
		M-A	M-A	M-A	OR DR TOT	PF FO					BS BA	
11 Joseph Tugler	F 18:54	2-2	0-0	2-3	1 4 5	1 5 6	3	0	0	1	2	12
13 J'Wan Roberts	F 21:52	4-9	0-0	0-0	0 5 5	2 0 8	1	0	0	1	1	-4
4 LJ Cryer	G 34:11	7-13	2-6	4-4	0 1 1	1 3 20	1	2	0	0	0	-2
7 Milos Uzan	G 33:31	3-9	0-2	0-0	0 3 3	1 1 6	2	4	2	0	0	3
21 Emanuel Sharp	G 30:19	3-7	1-5	2-2	0 2 2	3 4 9	0	2	0	0	0	1
5 Ja'Vier Francis	18:32	2-2	0-0	2-3	3 3 6	1 2 6	0	2	0	0	0	1
23 Terrance Arceneaux	26:03	5-8	0-1	0-0	0 0 0	1 2 10	1	0	0	0	0	15
8 Mylik Wilson	16:38	4-6	0-0	0-0	0 1 1	3 0 8	1	1	2	1	1	19
Team					2 3 5		0					
Totals		30-56	3-14	10-12	6 22 28	13 17 73	9	9	7	4	2	9

Technical Fouls: NONE

	CIN	HOU
Biggest lead	8 (1 st 13:28)	19 (2 nd 6:56)
Best Scoring Run	10 (1 st 13:28)	14 (1 st 7:51)
Lead Changes	2	
Times Tied	1	
Time with Lead	06:44	30:50

#3/3 HOUSTON 65, KANSAS 59

Monday, March 3, 2025 • Fertitta Center • Houston



Official Basketball Box Score - Final
Kansas at Houston
03/03/25 Fertitta Center, Houston
2024-25 Men's Basketball

Game Time: 9:00 PM
Game Duration: 2:08
Attendance: 7,231

Officials: Kipp Kissinger, Doug Simons, Ronald Groover

Kansas - 59

Record: 19-11 (10-9)

NO. Name	Min	FG	3P	FT	Rebounds	Fouls	TP	AS	TO	ST	Blocks	+/-
		M-A	M-A	M-A	OR DR TOT	PF FO					BS BA	
24 KJ Adams	F 33:05	3-7	0-0	9-10	1 3 4	2 6 15	1	0	0	1	3	-1
1 Hunter Dickinson	C 31:08	6-13	0-1	5-6	2 10 12	5 4 17	3	7	0	2	2	3
3 Dajuan Harris Jr.	G 33:58	1-2	0-0	0-0	0 3 3	3 0 2	2	2	2	0	0	-7
5 Zeke Mayo	G 33:36	3-6	1-3	0-0	1 2 3	0 1 7	1	6	1	0	0	-5
6 Rylan Griffin	G 11:27	0-4	0-2	0-0	0 1 1	1 0 1	0	1	0	0	0	-10
2 AJ Storr	05:08	0-1	0-0	2-3	0 0 0	0 1 2	0	2	0	0	0	1
8 David Coit	28:33	5-8	4-6	0-0	0 4 4	2 0 14	4	1	1	0	0	4
40 Flory Bidunga	15:32	1-1	0-0	0-0	0 3 3	1 0 2	0	1	0	2	0	-12
4 Rakease Passmore	07:33	0-0	0-0	0-0	0 0 0	1 0 0	0	0	0	0	0	-2
Team					1 3 4		0					
Totals		19-42	5-12	16-19	5 29 34	15 13 59	12	20	4	5	6	-6

Technical Fouls: NONE

Houston - 65

Record: 26-4 (18-1)

NO. Name	Min	FG	3P	FT	Rebounds	Fouls	TP	AS	TO	ST	Blocks	+/-
		M-A	M-A	M-A	OR DR TOT	PF FO					BS BA	
5 Ja'Vier Francis	F 15:11	0-0	0-0	0-3	1 2 3	0 3 0	0	0	1	2	0	-3
13 J'Wan Roberts	F 36:12	3-11	0-0	0-0	2 4 6	1 1 6	1	1	4	1	2	7
4 LJ Cryer	G 25:32	8-15	4-6	2-2	2 1 3	4 3 22	0	1	3	0	1	9
7 Milos Uzan	G 22:58	4-10	2-4	0-0	0 0 0	3 0 10	2	1	0	0	0	3
9 Mylik Wilson	G 27:07	4-10	0-2	2-2	1 4 5	3 2 10	6	0	4	0	1	12
11 Joseph Tugler	27:16	2-5	0-1	1-2	3 4 7	1 1 5	0	2	2	0	0	7
21 Emanuel Sharp	27:06	3-10	1-4	5-5	1 1 6	0 4 12	0	1	2	0	1	1
23 Terrance Arceneaux	18:39	0-7	0-3	0-0	1 1 2	1 1 0	0	0	0	1	0	-6
Team					2 3 5		0					
Totals		24-68	7-20	10-14	17 20 37	13 15 65	9	6	16	6	5	6

Technical Fouls: NONE

	KAN	HOU
Biggest lead	3 (2 nd 14:27)	7 (2 nd 18:35)
Best Scoring Run	7 (1 st 2:29)	7 (1 st 14:14)
Lead Changes	6	
Times Tied	3	
Time with Lead	04:07	31:56

Shooting By Period	1 st	2 nd	3 rd	4 th	OT
FG%	12-39	30.8%			
3PT%	4-11	36.4%			
FT%	2-4	50%			
2 nd FG%	12-29	41.4%			
3PT%	3-9	33.3%			
FT%	8-10	80%			
GM FG%	24-68	35.3%			
3PT%	7-20	35.0%			
FT%	10-14	71.4%			

Dead Ball Rebounds: 2, 0

#3/3 HOUSTON 65, BAYLOR 61

Saturday, March 8, 2025 • Foster Pavilion • Waco, Texas



Official Basketball Box Score - Final
Houston at Baylor
03/08/25 Foster Pavilion, Waco
2024-25 Men's Basketball

Game Time: 9:00 PM
Game Duration: 2:21
Attendance: 7,500

Officials: Tony Padilla, Gregory Nixon, De Salle Dean

Houston - 65

Record: 27-4 (19-1)

Houston - @S		Record: 27-15 (15-1)											
NO.	Name	Min	FG	3P	FT	Rebounds	Fouls	TP	AS	TO	ST	Blocks	+/-
			M-A	M-A	M-A	OR DR TOT	PF FO					BS BA	
11	Joseph Tugler	F 28:25	1-3	0-0	0-0	1 3 4	2 2 2	2	1	0	1	2	0
13	J'Wan Roberts	F 38:02	4-8	0-0	3-5	3 7 10	2 4 11	1	5	0	0	1	8
4	LJ Cryer	G 35:57	6-12	6-9	5-6	1 1 2	1 3 23	0	0	1	1	1	1
7	Milos Uzan	G 31:03	5-13	1-6	1-2	1 1 2	3 4 12	3	2	0	0	1	4
21	Emanuel Sharp	G 31:24	3-8	1-4	4-5	1 4 5	4 4 11	1	1	0	0	0	2
5	Ja'Vier Francis	10:12	2-2	0-0	0-0	1 3 4	3 1 4	0	0	0	0	0	2
23	Terrance Arceneaux	10:46	0-1	0-0	0-0	1 0 1	0 0 0	0	0	0	1	0	4
8	Mylik Wilson	14:12	1-3	0-0	0-0	0 4 4	1 1 2	1	0	3	0	0	4
Team						1 0 1			0	1			
Totals			22-50	8-19	13-18	10 23 33	16 18 65	7	9	6	3	3	4

#2/2 (1) HOUSTON 77, (16) COLORADO 68

Big 12 Championship • Quarterfinals • T-Mobile Center
Thursday, March 13, 2025 • Kansas City, Mo.

#2/2 (1) HOUSTON 74, #17/18 (4) BYU 54

Big 12 Championship • Semifinals • T-Mobile Center
Friday, March 14, 2025 • Kansas City, Mo.

NCAA Official Basketball Box Score - Final
Colorado at Houston
03/13/25 T-Mobile Center, Kansas City
2025 Phillips 66 Big 12 Men's Basketball Tournament - Quarterfinals
Game Time: 2:16 PM
Game Duration: 2:08
Attendance: 15,366
Officials: Tony Padilla, Gregory Nixon, James Ford

NCAA Official Basketball Box Score - Final
BYU at Houston
03/14/25 T-Mobile Center, Kansas City
2025 Phillips 66 Big 12 Men's Basketball Championship - Semifinals
Game Time: 6:03 PM
Game Duration: 2:05
Officials: Doug Simons, Tony Padilla, Ray Nalls

Colorado - 68		Record: 14-20														
NO.	Name	Min	FG	3P	FT	Rebounds	Fouls	TP	AS	TO	ST	Blocks	BS	BA	+	-
			M-A	M-A	M-A	OR DR TOT	PF FD									
6	Trevor Baskin	F 25:00	2-2	0-0	3-3	3 2 5	5 5	7	1	5	0	0	0	0	6	
8	Bangot Dak	F 21:47	4-10	0-2	2-5	1 3 4	4 3	10	0	2	2	0	1	1	-3	
23	Andrej Jakimovski	F 31:36	8-15	4-9	5-5	2 6 8	4 4	25	0	0	4	0	1	1	-7	
3	Julian Hammond III	G 34:48	2-13	0-4	5-5	1 3 4	0 4	9	3	3	3	0	2	-4		
5	RJ Smith	G 30:18	1-7	1-3	2-2	0 1 1	3 1	5	4	0	1	0	0	-12		
11	Javon Ruffin	10:58	0-1	0-1	0-0	0 2 2	2 1	0	1	0	0	0	0	-10		
35	Assane Diop	08:10	1-2	0-0	0 0	1 1 2	1 0	2	0	1	0	0	0	-4		
50	Elijah Malone	17:37	3-4	0-1	0-0	0 1 1	2 1	6	1	1	0	0	0	-14		
7	Sebastian Rancic	05:14	1-1	0-0	0 0	1 0 1	1 2	0	0	0	0	0	0	-1		
15	Felix Kossaras	13:24	1-2	0-0	0 0	0 0 0	3 0	2	1	1	0	0	0	2		
31	Harrison Carrington	00:59	0-0	0-0	0 0	0 0 0	0 0	0	0	0	0	0	0	0		
Team						1 1 2	0 0	0	0	0	0	0	0	0		
Totals			23-57	5-20	17-20	10 20 30	23 20	68	11	13	10	0	4	-9		

Technical Fouls: NONE

Houston - 77		Record: 28-4														
NO.	Name	Min	FG	3P	FT	Rebounds	Fouls	TP	AS	TO	ST	Blocks	BS	BA	+	-
			M-A	M-A	M-A	OR DR TOT	PF FD									
11	Joseph Tugler	F 28:19	4-6	0-0	2-4	4 5 9	2 3	10	1	0	1	3	0	10		
13	J'Wan Roberts	F 18:20	1-4	0-0	0 0	1 2 3	0 3	2	0	1	1	0	0	6		
4	LJ Cryer	G 35:12	4-11	2-6	4-4	0 3 3	1 2	14	1	2	0	0	0	8		
7	Milos Uzan	G 27:51	5-8	2-3	2-2	0 2 2	2 2	14	1	3	0	0	0	2		
21	Emanuel Sharp	G 26:23	6-10	4-7	3-5	0 5 5	5 3	19	1	1	3	0	0	14		
23	Terrance Arceneaux	18:18	2-3	0-1	4-4	1 1 2	5 3	8	0	2	1	0	0	10		
8	Mylik Wilson	23:59	1-5	0-1	0-2	1 3 4	0 1	2	2	2	3	0	0	-2		
5	Ja'Vier Francis	11:41	1-2	0-0	4-4	1 2 3	4 3	6	0	1	0	0	0	-1		
25	Mercy Miller	08:50	0-0	0-0	2-6	0 3 3	1 3	2	0	0	0	0	0	-2		
0	Kordelius Jefferson	00:59	0-0	0-0	0 0	0 0 0	0 0	0	0	0	0	0	0	0		
Team						1 0 1	0 0	0	0	0	0	0	0	0		
Totals			24-49	8-18	21-31	9 26 35	20 23	77	6	12	9	4	0	9		

Technical Fouls: NONE

		COL	HOU								
Biggest lead		2 (1 st 19:21)	14 (1 st 11:35)	Points from Turnovers		18	9	Period by Period Scoring		1st	TOT
Best Scoring Run		8 (1 st 3:44)	12 (1 st 11:35)	Paint		26	28			COL	33
Lead Changes		1		Second Chance		13	13			HOU	35
Times Tied		0		Fast Breaks		8	7				68
Time with Lead		00:29	38:52	Bench		12	18				77

BYU - 54		Record: 24-9														
NO.	Name	Min	FG	3P	FT	Rebounds	Fouls	TP	AS	TO	ST	Blocks	BS	BA	+	-
			M-A	M-A	M-A	OR DR TOT	PF FD									
0	Mawot Mag	F 22:43	0-3	0-2	0-0	1 3 4	0 0	0	0	2	0	1	0	1		
13	Keba Keita	C 22:26	6-9	0-0	2-2	5 7 12	2 2	14	0	1	0	2	0	0		
3	Egor Demin	G 25:20	2-9	1-7	1-1	0 3 3	2 2	6	4	5	2	0	0	-11		
15	Richie Saunders	G 28:54	3-9	2-5	2-2	1 5 6	4 2	10	1	2	1	0	1	-13		
21	Trevin Knell	G 18:52	1-5	0-3	0-0	0 0 0	0 0	2	0	1	0	0	0	-1		
25	Dawson Baker	22:56	4-9	2-3	1-1	1 0 1	1 2	11	2	1	2	0	1	-17		
30	Dallin Hall	23:22	0-3	0-2	2-2	0 0 0	0 3	1	2	4	1	0	0	-17		
45	Fousseyni Traore	14:18	2-5	0-0	0-0	1 2 3	2 1	4	4	0	0	0	0	-15		
5	Mihailo Boskovic	05:05	0-3	0-2	0-0	1 0 1	2 1	0	0	0	0	0	0	-8		
1	Trey Stewart	14:27	1-5	1-4	2-2	0 0 0	0 0	3	1	5	1	0	1	-13		
2	Elijah Crawford	01:37	0-0	0-0	0-0	0 0 0	0 0	0	0	0	0	0	0	-4		
Team						4 5 9	0 0	0	0	0	0	0	0	0		
Totals			19-60	6-28	10-10	14 25 39	19 13	54	12	13	7	3	7	-20		

Technical Fouls: Stewart 1st 12:02

Houston - 74		Record: 29-4														
NO.	Name	Min	FG	3P	FT	Rebounds	Fouls	TP	AS	TO	ST	Blocks	BS	BA	+	-
			M-A	M-A	M-A	OR DR TOT	PF FD									
11	Joseph Tugler	F 24:04	1-4	0-1	1-2	1 4 5	3 1	3	0	1	3	2	0	8		
4	LJ Cryer	G 32:58	6-16	4-11	4-5	1 1 2	0 2	20	0	0	1	0	0	8		
7	Milos Uzan	G 35:36	4-9	1-3	5-6	0 3 3	0 4	14	5	0	0	0	0	16		
21	Emanuel Sharp	G 33:32	7-13	5-7	7-7	1 3 4	4 6	26	0	1	1	0	1	23		
23	Terrance Arceneaux	G 22:19	1-5	0-3	0-1	1 0 1	1 1	2	0	2	3	0	1	-1		
5	Ja'Vier Francis	14:19	2-2	0-0	0-0	3 1 4	2 2	4	0	2	0	3	0	9		
8	Mylik Wilson	29:00	2-4	0-0	1-2	3 10 13	1 2	5	3	1	1	2	1	22		
25	Mercy Miller	04:58	0-2	0-1	0-0	1 1 2	1 0	0	0	0	0	0	0	9		
0	Kordelius Jefferson	01:37	0-0	0-0	0-0	0 0 0	0 0	0	0	0	0	0	0	3		
2	Cedric Lath	01:37	0-0	0-0	0-0	0 0 0	1 0	0	0	1	0	0	0	3		
Team						1 2 3	0 1	0	0	1	0	0	0	0		
Totals			23-55	10-26	18-23	12 25 37	13 18	74	8	9	9	7	3	20		

Technical Fouls: NONE

		BYU	HOU								
Biggest lead		0 (1 st 20:00)	22 (2 nd 9:38)	Points from Turnovers		10	16	Period by Period Scoring		1st	TOT
Best Scoring Run		8 (2 nd 13:42)	15 (1 st 13:40)	Paint		26	18			BYU	20
Lead Changes		0		Second Chance		16	13			HOU	34
Times Tied		0		Fast Breaks		8	8				54
Time with Lead		00:00	38:07	Bench		22	9				74

#2/2 (1) HOUSTON 72, rv/#24 (3) ARIZONA 64

Big 12 Championship • Title Game • T-Mobile Center
Saturday, March 15, 2025 • Kansas City, Mo.

#2/2 (1) HOUSTON 78, (16) SIUE 40

NCAA Tournament South Region First Round
Thursday, March 20, 2025 • INTRUST Bank Arena • Wichita, Kan.

NCAA Official Basketball Box Score - Final
Arizona at Houston
03/15/25 T-Mobile Center, Kansas City
2025 Phillips 66 Big 12 Men's Basketball Championship - Final
Game Time: 5:12 PM
Game Duration: 2:10
Attendance: 13,768
Officials: Kipp Kassing, Marques Pettigrew, Doug Simons

NCAA Official Basketball Box Score - Final
SIUE at Houston
03/20/25 Intrust Bank Arena, Wichita
2024-25 Men's Basketball
Game Time: 2:00 PM
Game Duration: 1:57
Officials: Doug Shows, Antonio Petty, Jason Baker

Arizona - 64		Record: 22-12																
NO.	Name	Min	FG M-A	3P M-A	FT M-A	Rebounds OR DR TOT	Fouls PF	TP	AS	TO	ST	Blocks BS BA	+/-	Shooting By Period				
4	Trey Townsend	F 08:26	0-2	0-0	0-0	1 1 2	0 0	0	0	0	0	1 1	-16	1st FG	13-30 43.3%			
30	Tabe Awaka	F 23:51	2-2	0-0	2-2	2 7 9	3 1	6	0	1	0	0 0	-4	3PT%	3-9 33.3%			
0	Jaden Bradley	G 38:16	5-11	1-3	3-5	0 4 4	2 7	14	2	4	0	0 0	-3	FT%	4-5 80%			
1	Caleb Love	G 38:34	7-19	2-9	3-3	0 4 4	0 4	19	1	2	0	0 0	-5	2nd FG	12-27 44.4%			
3	Anthony Dell'Orso	G 04:59	0-2	0-1	0-0	0 0 0	0 0	0	0	0	0	0 0	-7	3PT%	2-9 22.2%			
5	KJ Lewis	26:42	5-9	0-1	1-1	1 2 3	3 4	11	1	0	1	0 0	-8	FT%	5-7 71.4%			
9	Carter Bryant	24:22	2-6	2-4	0-0	0 6 6	2 0	6	1	3	2	0 2	1	GM FG	25-57 43.9%			
13	Henri Veesaar	33:22	4-6	0-0	0-1	3 3 6	4 2	8	1	1	1	2 0	2	3PT%	5-18 27.8%			
55	Conrad Martinez	01:28	0-0	0-0	0-0	0 0 0	0 0	0	0	0	0	0 0	0	FT%	9-12 75.0%			
Team						1 0 1	0 0	0						Dead Ball Rebounds: 1-0				
Totals		25-57	5-18	9-12	8 27 35	15 15	64	6	12	4	3	3 3	-8					

#2/2 (1) HOUSTON 81, #24/23 (8) GONZAGA 76

NCAA Tournament Midwest Region Sweet 16

Saturday, March 22, 2025 • INTRUST Bank Arena • Wichita, Kan.

#2/2 (1) HOUSTON vs. #22/22 (4) PURDUE

NCAA Tournament Midwest Regional Sweet 16

Friday, March 27, 2025 • Lucas Oil Stadium • Indianapolis

Official Basketball Box Score - Final														
Gonzaga at Houston														
03/22/25 Intrust Bank Arena, Wichita														
2024-25 Men's Basketball														
Officials: Patrick Adams, Gregory Nixon, Nathan Farrel														
Gonzaga - 76														
Record: 25-9														
NO.	Name	Min	FG	3P	FT	Rebounds	Fouls	TP	AS	TO	ST	Blocks	BS	BA
13	Graham Ike	F 37:25	8-13	2-3	9-9	1 4 5	4 8	27	1 2	0 2	1 -6			
34	Braden Huff	F 31:22	5-8	1-1	0-0	0 4 4	1 1	11	3 2	0 0	1 -7			
0	Ryan Nembhard	G 40:00	3-5	2-4	2-2	0 2 2	3 2	10	11 5	2 0	0 -5			
11	Nolan Hickman	G 17:46	0-2	0-2	0-0	0 1 1	1 1	0	1 0	1 0	0 -18			
99	Khalif Battle	G 38:54	5-16	3-7	4-4	1 5 6	1 3	17	1 2	1 0	3 -4			
33	Ben Gregg	05:22	3-5	0-1	0-0	1 1 2	3 0	6	0 0	0 0	0 -2			
1	Michael Ajayi	05:52	1-2	0-1	0-0	0 2 2	0 1	2	0 0	0 1	0 5			
4	Dusty Stromer	02:36	0-0	0-0	0-0	0 0 0	0 0	0	0 0	0 0	0 -2			
5	Emmanuel Innocenti	20:44	1-1	1-1	0-0	1 2 3	3 0	3	2 0	1 0	0 14			
Team						1 1 2		0						
Totals			26-52	9-20	15-15	5 22 27	16 16	76	19 11	5 3	5 -5			
Technical Fouls: NONE														
Houston - 81														
Record: 22-4														
NO.	Name	Min	FG	3P	FT	Rebounds	Fouls	TP	AS	TO	ST	Blocks	BS	BA
11	Joseph Tugler	F 19:57	5-9	0-0	0-0	6 5 11	1 2	10	1 1	0 2	0 6			
13	J'Wan Roberts	F 32:18	9-18	0-0	0-2	4 4 8	4 1	18	5 0	2 0	1 2			
4	LJ Cryer	G 36:39	8-15	6-11	8-8	0 2 2	0 5	30	3 1	1 0	0 2			
7	Milos Uzan	G 37:22	2-7	1-2	2-2	0 2 2	1 2	7	8 3	1 0	0 3			
21	Emanuel Sharp	G 24:45	4-7	1-3	3-4	1 0 1	3 3	12	0 2	1 0	1 9			
5	Ja'Vier Francis	19:22	0-3	0-0	1-2	0 1 1	4 2	1	0 0	0 2	0 5			
8	Mylik Wilson	19:58	1-3	0-0	1-2	2 3 5	2 1	3	2 0	2 1	1 2			
23	Terrance Arceneaux	09:40	0-0	0-0	0-0	0 1 1	1 0	0	0 0	0 0	0 -4			
Team						0 2 2		0						
Totals			29-62	8-16	15-20	13 20 33	16 16	81	19 7	7 5	3 5			
Technical Fouls: NONE														
Shooting By Period														
1st FG% 12-29 41.4%														
3PT% 3-11 27.3%														
FT% 0-0 0%														
2nd FG% 14-23 60.9%														
3PT% 6-9 66.7%														
FT% 15-15 100%														
GM FG% 26-52 50.0%														
3PT% 9-20 45.0%														
FT% 15-15 100.0%														
Dead Ball Rebounds: 1, 0														
Shooting By Period														
1st FG% 15-33 45.5%														
3PT% 4-8 50.0%														
FT% 1-2 50%														
2nd FG% 14-29 48.3%														
3PT% 4-8 50.0%														
FT% 14-18 77.8%														
GM FG% 29-62 46.8%														
3PT% 8-16 50.0%														
FT% 15-20 75.0%														
Dead Ball Rebounds: 3, 0														
Points from														
GONZ HOU														
Turnovers														
Paint														
Second Chance														
Fast Breaks														
Bench														
Period by Period Scoring														
1st 2nd TOT														
GONZ 27 49 76														
HOU 35 46 81														
Biggest lead														
0 (1st 20:00) 14 (1st 6:55)														
Best Scoring Run														
8 (1st 1:14) 6 (1st 15:40)														
Lead Changes														
0														
Times Tied														
0														
Time with Lead														
00:00 39:47														

HOUSTON vs. TBA

TBA

Date TBA • Venue TBA • City TBA

HOUSTON vs. TBA

TBA

Date TBA • Venue TBA • City TBA



2024-25 Houston Men's Basketball Combined Team Statistics All games

Page 1/1
as of Mar 23, 2025

Game Records

Record	Overall	Home	Away	Neutral
ALL GAMES	32-4	16-1	10-0	6-3
CONFERENCE	19-1	9-1	10-0	0-0
NON-CONFERENCE	13-3	7-0	0-0	6-3

Score by Periods

Team	1st	2nd	OT	TOT
Houston	1329	1311	42	2682
Opponents	939	1120	45	2104

Team Box Score

No.	Player				Total		3-Point		F-Throw		Rebounds															
		GP-GS	MIN	AVG	FG-FGA	FG%	3FG-3FGA	3FG%	FT-FTA	FT%	OFF	DEF	TOT	AVG	PF	DQ	A	TO	BLK	STL	PTS	AVG				
4	CRYER, LJ	36-36	1155:51	32.1	184-439	.419	110-257	.428	84-92	.913	12	66	78	2.2	47	0	68	39	3	31	562	15.6				
21	SHARP, Emanuel	33-32	882:16	26.7	120-278	.432	77-182	.423	94-106	.887	14	86	100	3.0	78	2	28	27	0	47	411	12.5				
7	UZAN, Milos	36-36	1125:34	31.3	157-337	.466	55-126	.437	45-58	.776	12	96	108	3.0	70	3	158	49	3	35	414	11.5				
13	ROBERTS, J'Wan	33-33	997:17	30.2	151-300	.503	0-0	.000	58-93	.624	80	127	207	6.3	63	0	57	55	22	33	360	10.9				
23	ARCENEUX, Terrance	36-6	762:40	21.2	95-209	.455	26-78	.333	35-48	.729	35	67	102	2.8	45	1	29	24	12	36	251	7.0				
8	WILSON, Mylik	36-1	635:48	17.7	87-196	.444	12-33	.364	22-31	.710	40	106	146	4.1	48	0	50	31	9	46	208	5.8				
11	TUGLER, Joseph	36-29	785:00	21.8	82-156	.526	3-11	.273	33-61	.541	95	116	211	5.9	110	6	32	36	73	34	200	5.6				
5	FRANCIS, Ja'Vier	34-7	527:50	15.5	62-105	.590	0-1	.000	47-66	.712	68	78	146	4.3	72	0	6	33	32	15	171	5.0				
25	MILLER, Mercy	21-0	189:18	9.0	16-63	.254	5-28	.179	23-32	.719	10	32	42	2.0	19	0	8	8	3	7	60	2.9				
3	WALKER JR., Ramon	8-0	92:22	11.5	6-12	.500	2-4	.500	2-3	.667	6	13	19	2.4	5	0	0	1	2	2	16	2.0				
0	JEFFERSON, Kordelius	15-0	59:05	3.9	7-21	.333	2-13	.154	0-1	.000	0	3	3	0.2	9	0	0	3	2	1	16	1.1				
2	LATH, Cedric	19-0	111:60	5.9	5-11	.455	0-0	.000	3-11	.273	19	6	25	1.3	20	0	1	3	6	1	13	0.7				
Team											58	69	127					21								
Total		36	7325		972-2127	.457	292-733	.398	446-602	.741	449	865	1314	36.5	586	12	437	330	167	288	2682	74.5				
Opponents		36	7325		708-1844	.384	243-795	.306	445-627	.710	349	779	1128	31.3	582	7	397	493	95	177	2104	58.4				

Team Statistics

	UH	OPP
Scoring	2682	2104
Points per game	74.5	58.4
Scoring margin	+16.1	-
Field goals-att	972-2127	708-1844
Field goal pct	.457	.384
3 point fg-att	292-733	243-795
3-point FG pct	.398	.306
3-pt FG made per game	8.1	6.8
Free throws-att	446-602	445-627
Free throw pct	.741	.710
F-Throws made per game	12.4	12.4
Rebounds	1314	1128
Rebounds per game	36.5	31.3
Rebounding margin	+5.2	-
Assists	437	397
Assists per game	12.1	11.0
Turnovers	330	493
Turnovers per game	9.2	13.7
Turnover margin	+4.5	-
Assist/turnover ratio	1.3	0.8
Steals	288	177
Steals per game	8.0	4.9
Blocks	167	95
Blocks per game	4.6	2.6
Winning streak	15	-
Home win streak	5	-
Attendance	120422	105180
Home games-Avg/Game	17-7084	10-10518
Neutral site-Avg/Game	-	9-10818

Team Results

Date	Opponent		Score	Att.
11/04/2024	Jackson St.	W	97-40	7035
11/09/2024	vs Auburn	L	69-74	6901
11/13/2024	Louisiana	W	91-45	7035
11/22/2024	Hofstra	W	80-44	7035
11/26/2024	vs Alabama	Lot	80-85	7602
11/27/2024	vs Notre Dame	W	65-54	6143
11/30/2024	vs San Diego St.	Lot	70-73	5117
12/07/2024	Butler	W	79-51	7035
12/10/2024	Troy	W	62-42	7035
12/18/2024	Toledo	W	78-49	7035
12/21/2024	A&M-Corpus Christi	W	87-51	7035
12/30/2024	at Oklahoma St.	W	60-47	7365
01/04/2025	BYU	W	86-55	7035
01/06/2025	TCU	W	65-46	7035
01/11/2025	at Kansas St.	W	87-57	8332
01/15/2025	West Virginia	W	70-54	7035
01/18/2025	at UCF	W	69-68	9014
01/22/2025	Utah	W	70-36	7035
01/25/2025	at Kansas	Wot2	92-86	15300
01/29/2025	at West Virginia	W	63-49	12083
02/01/2025	Texas Tech	Lot	81-82	7324
02/04/2025	Oklahoma St.	W	72-63	7035
02/08/2025	at Colorado	W	69-59	7485
02/10/2025	Baylor	W	76-65	7035
02/15/2025	at Arizona	W	62-58	14688
02/18/2025	at Arizona St.	W	80-65	8315
02/22/2025	Iowa St.	W	68-59	7377
02/24/2025	at Texas Tech	W	69-61	15098
03/01/2025	Cincinnati	W	73-64	7035
03/03/2025	Kansas	W	65-59	7231
03/08/2025	at Baylor	W	65-61	7500
03/13/2025	vs Colorado	W	77-68	15366
03/14/2025	vs BYU	W	74-54	13946
03/15/2025	vs Arizona	W	72-64	13768
03/20/2025	vs SIUE	W	78-40	14355
03/22/2025	vs Gonzaga	W	81-76	14168



2024-25 Houston Men's Basketball Combined Team Statistics NCAA Tournament

Page 1/1
as of Mar 23, 2025

Game Records

Record	Overall	Home	Away	Neutral
ALL GAMES	2-0	0-0	0-0	2-0
CONFERENCE	0-0	0-0	0-0	0-0
NON-CONFERENCE	2-0	0-0	0-0	2-0

Score by Periods

Team	1st	2nd	OT	TOT
Houston	87	72	0	159
Opponents	51	65	0	116

Team Box Score

No.	Player				Total		3-Point		F-Throw		Rebounds											
		GP-GS	MIN	AVG	FG-FGA	FG%	3FG-3FGA	3FG%	FT-FTA	FT%	OFF	DEF	TOT	AVG	PF	DQ	A	TO	BLK	STL	PTS	AVG
4	CRYER, LJ	2-2	57:33	28.8	13-27	.481	10-20	.500	9-10	.900	0	3	3	1.5	1	0	7	1	0	2	45	22.5
13	ROBERTS, J'Wan	2-2	52:37	26.3	12-23	.522	0-0	.000	0-2	.000	5	6	11	5.5	4	0	5	2	0	2	24	12.0
7	UZAN, Milos	2-2	59:54	30.0	8-14	.571	3-4	.750	4-4	1.000	0	5	5	2.5	2	0	11	3	0	1	23	11.5
21	SHARP, Emanuel	2-2	49:33	24.8	6-15	.400	3-9	.333	5-6	.833	1	2	3	1.5	5	0	0	2	0	5	20	10.0
5	FRANCIS, Ja'Vier	2-0	34:33	17.3	4-7	.571	0-0	.000	6-8	.750	4	5	9	4.5	5	0	0	0	2	1	14	7.0
23	ARCENEUX, Terrance	2-0	35:36	17.8	4-8	.500	1-3	.333	1-2	.500	0	5	5	2.5	3	0	0	1	0	2	10	5.0
0	JEFFERSON, Kordelius	1-0	08:38	8.6	2-6	.333	1-3	.333	0-1	.000	0	1	1	1.0	2	0	0	0	1	0	5	5.0
11	TUGLER, Joseph	2-2	36:54	18.4	5-11	.455	0-0	.000	0-0	.000	8	8	16	8.0	2	0	2	1	3	2	10	5.0
8	WILSON, Mylik	2-0	42:23	21.2	2-10	.200	0-2	.000	1-2	.500	5	9	14	7.0	4	0	4	3	2	2	5	2.5
25	MILLER, Mercy	1-0	14:29	14.5	0-6	.000	0-3	.000	2-2	1.000	1	4	5	5.0	0	0	1	0	1	1	2	2.0
2	LATH, Cedric	1-0	07:52	7.9	0-1	.000	0-0	.000	1-2	.500	3	0	3	3.0	1	0	0	0	1	0	1	1.0
Team											5	3	8					1				
Total		2	400		56-128	.438	18-44	.409	29-39	.744	32	51	83	41.5	29	0	30	14	10	18	159	79.5
Opponents		2	400		41-101	.406	11-44	.250	23-32	.719	12	42	54	27.0	32	0	30	24	9	9	116	58.0

Team Statistics

	UH	OPP
Scoring	159	116
Points per game	79.5	58.0
Scoring margin	+21.5	-
Field goals-att	56-128	41-101
Field goal pct	.438	.406
3 point fg-att	18-44	11-44
3-point FG pct	.409	.250
3-pt FG made per game	9.0	5.5
Free throws-att	29-39	23-32
Free throw pct	.744	.719
F-Throws made per game	14.5	11.5
Rebounds	83	54
Rebounds per game	41.5	27.0
Rebounding margin	+14.5	-
Assists	30	30
Assists per game	15.0	15.0
Turnovers	14	24
Turnovers per game	7.0	12.0
Turnover margin	+5.0	-
Assist/turnover ratio	2.1	1.3
Steals	18	9
Steals per game	9.0	4.5
Blocks	10	9
Blocks per game	5.0	4.5
Winning streak	2	-
Home win streak	0	-
Attendance	0	0
Home games-Avg/Game	0-0	0-0
Neutral site-Avg/Game	-	2-14262

Team Results

Date	Opponent		Score	Att.
03/20/2025	vs SIUE	W	78-40	14355
03/22/2025	vs Gonzaga	W	81-76	14168



2024-25 Houston Men's Basketball Combined Team Statistics vs. NCAA Tournament Field

Page 1/1
as of Mar 17, 2025

Game Records

Record	Overall	Home	Away	Neutral
ALL GAMES	11-4	5-1	4-0	2-3
CONFERENCE	8-1	4-1	4-0	0-0
NON-CONFERENCE	3-3	1-0	0-0	2-3

Score by Periods

Team	1st	2nd	OT	TOT
Houston	494	555	42	1091
Opponents	420	513	45	978

Team Box Score

No.	Player				Total		3-Point		F-Throw		Rebounds													
		GP-GS	MIN	AVG	FG-FGA	FG%	3FG-3FGA	3FG%	FT-FTA	FT%	OFF	DEF	TOT	AVG	PF	DQ	A	TO	BLK	STL	PTS	AVG		
4	CRYER, LJ	15-15	521:02	34.7	87-201	.433	49-111	.441	39-45	.867	6	24	30	2.0	27	0	24	16	3	16	262	17.5		
7	UZAN, Milos	15-15	479:59	32.0	72-157	.459	24-56	.429	26-35	.743	5	32	37	2.5	39	3	60	22	0	11	194	12.9		
21	SHARP, Emanuel	15-14	426:51	28.5	51-135	.378	34-85	.400	55-61	.902	8	41	49	3.3	37	1	13	13	0	19	191	12.7		
13	ROBERTS, J'Wan	13-13	457:40	35.2	51-122	.418	0-0	.000	35-53	.660	31	56	87	6.7	32	0	28	26	7	16	137	10.5		
8	WILSON, Mylik	15-1	258:58	17.3	38-82	.463	7-14	.500	8-10	.800	15	44	59	3.9	23	0	18	12	3	15	91	6.1		
23	ARCENEUX, Terrance	15-2	294:00	19.6	26-66	.394	9-26	.346	12-21	.571	15	22	37	2.5	16	0	7	8	3	10	73	4.9		
11	TUGLER, Joseph	15-11	369:26	24.6	29-60	.483	0-5	.000	13-24	.542	38	52	90	6.0	50	3	10	16	34	15	71	4.7		
5	FRANCIS, Ja'Vier	15-4	245:32	16.4	23-37	.622	0-1	.000	13-24	.542	27	36	63	4.2	29	0	4	18	15	6	59	3.9		
25	MILLER, Mercy	6-0	35:13	5.9	2-7	.286	1-4	.250	4-4	1.000	2	5	7	1.2	7	0	1	2	1	0	9	1.5		
0	JEFFERSON, Kordelius	3-0	08:09	2.7	1-4	.250	1-4	.250	0-0	.000	0	0	0	0.0	2	0	0	1	0	0	3	1.0		
3	WALKER JR., Ramon	3-0	20:00	6.7	0-2	.000	0-0	.000	1-2	.500	2	2	4	1.3	2	0	0	0	1	0	1	0.3		
2	LATH, Cedric	4-0	08:10	2.0	0-0	.000	0-0	.000	0-0	.000	0	0	0	0.0	3	0	0	1	1	0	0	0.0		
Team											31	30	61					9						
Total		15	3125		380-873	.435	125-306	.408	206-279	.738	180	344	524	34.9	267	7	165	144	68	108	1091	72.7		
Opponents		15	3125		315-799	.394	111-350	.317	237-321	.738	176	352	528	35.2	258	4	178	188	52	84	978	65.2		

Team Statistics

	UH	OPP
Scoring	1091	978
Points per game	72.7	65.2
Scoring margin	+7.5	-
Field goals-att	380-873	315-799
Field goal pct	.435	.394
3 point fg-att	125-306	111-350
3-point FG pct	.408	.317
3-pt FG made per game	8.3	7.4
Free throws-att	206-279	237-321
Free throw pct	.738	.738
F-Throws made per game	13.7	15.8
Rebounds	524	528
Rebounds per game	34.9	35.2
Rebounding margin	-0.3	-
Assists	165	178
Assists per game	11.0	11.9
Turnovers	144	188
Turnovers per game	9.6	12.5
Turnover margin	+2.9	-
Assist/turnover ratio	1.1	0.9
Steals	108	84
Steals per game	7.2	5.6
Blocks	68	52
Blocks per game	4.5	3.5
Winning streak	8	-
Home win streak	3	-
Attendance	43037	52586
Home games-Avg/Game	6-7173	4-13147
Neutral site-Avg/Game	-	5-9467

Team Results

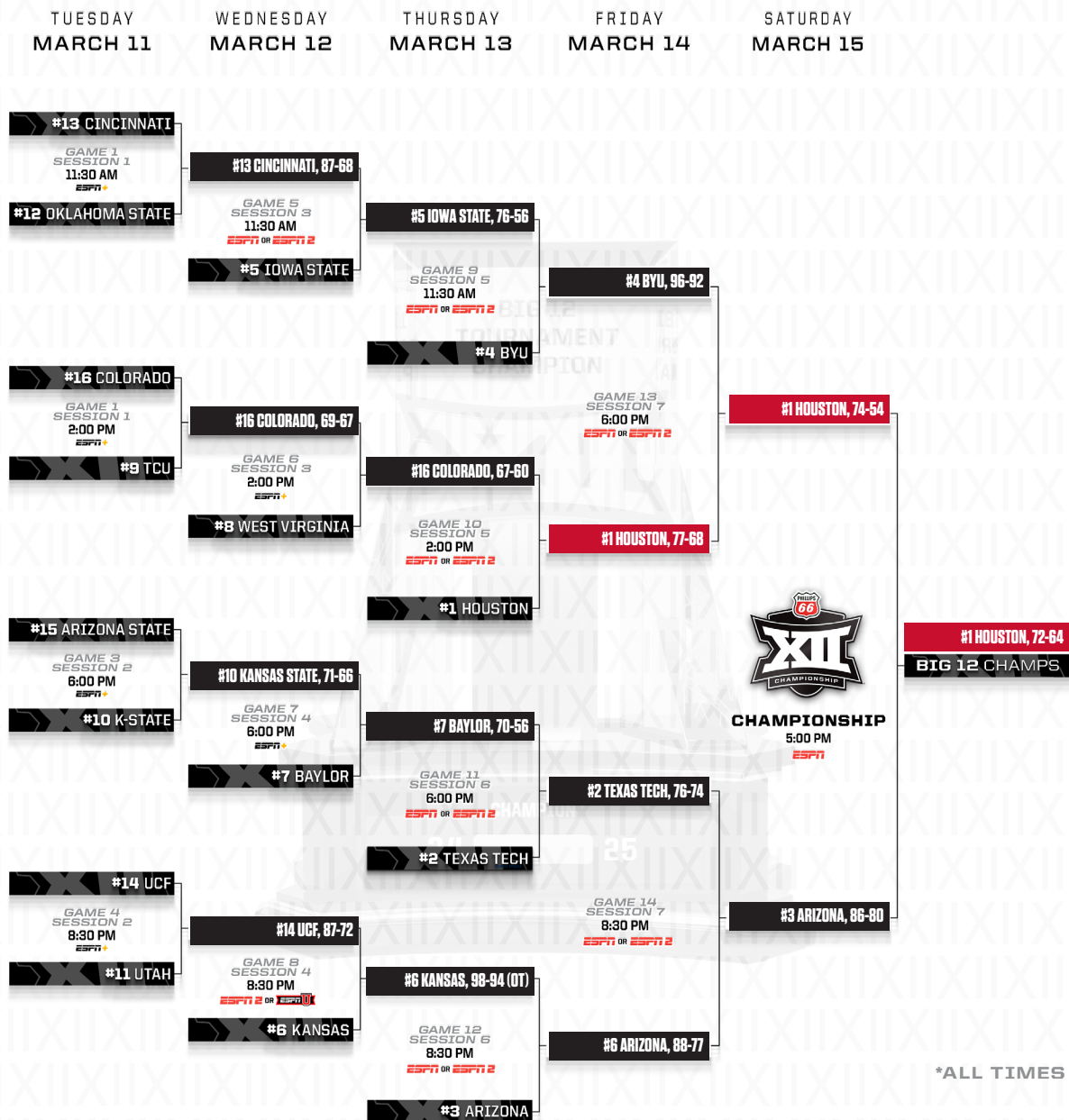
Date	Opponent		Score	Att.
11/09/2024	vs Auburn	L	69-74	6901
11/26/2024	vs Alabama	Lot	80-85	7602
11/30/2024	vs San Diego St.	Lot	70-73	5117
12/10/2024	Troy	W	62-42	7035
01/04/2025	BYU	W	86-55	7035
01/25/2025	at Kansas	Wot2	92-86	15300
02/01/2025	Texas Tech	Lot	81-82	7324
02/10/2025	Baylor	W	76-65	7035
02/15/2025	at Arizona	W	62-58	14688
02/22/2025	Iowa St.	W	68-59	7377
02/24/2025	at Texas Tech	W	69-61	15098
03/03/2025	Kansas	W	65-59	7231
03/08/2025	at Baylor	W	65-61	7500
03/14/2025	vs BYU	W	74-54	13946
03/15/2025	vs Arizona	W	72-64	13768



WHAT'S
NEXT,
is Decided
Now

2025 PHILLIPS 66 MEN'S BASKETBALL CHAMPIONSHIP

T-MOBILE CENTER | KANSAS CITY



*ALL TIMES CT





2024-25 Houston Men's Basketball Combined Team Statistics Big 12 Championship

Page 1/1
as of Mar 16, 2025

Game Records

Record	Overall	Home	Away	Neutral
ALL GAMES	3-0	0-0	0-0	3-0
CONFERENCE	0-0	0-0	0-0	0-0
NON-CONFERENCE	3-0	0-0	0-0	3-0

Score by Periods

Team	1st	2nd	OT	TOT
Houston	107	116	0	223
Opponents	86	100	0	186

Team Box Score

No.	Player				Total		3-Point		F-Throw		Rebounds								PTS	AVG
		GP-GS	MIN	AVG	FG-FGA	FG%	3FG-3FGA	3FG%	FT-FTA	FT%	OFF	DEF	TOT	AVG	PF	DQ	A	TO	BLK	STL
21	SHARP, Emanuel	3-3	91:27	30.5	19-40	.475	12-23	.522	12-15	.800	2	10	12	4.0	10	1	1	3	0	4
7	UZAN, Milos	3-3	100:15	33.4	17-33	.515	7-12	.583	12-13	.923	0	9	9	3.0	6	0	10	3	0	0
4	CRYER, LJ	3-3	103:20	34.4	13-37	.351	7-21	.333	10-11	.909	1	6	7	2.3	2	0	3	2	0	3
5	FRANCIS, Ja'Vier	3-0	55:00	18.3	6-8	.750	0-0	.000	6-6	1.000	9	5	14	4.7	7	0	0	6	3	0
8	WILSON, Mylik	3-0	80:40	26.9	7-19	.368	1-4	.250	1-4	.250	6	18	24	8.0	3	0	6	5	2	5
11	TUGLER, Joseph	3-3	70:07	23.4	6-11	.545	0-1	.000	3-6	.500	6	14	20	6.7	10	1	1	3	8	5
23	ARCENEAX, Terrance	3-2	61:14	20.4	4-11	.364	0-5	.000	4-5	.800	2	3	5	1.7	7	1	0	4	0	4
13	ROBERTS, J'Wan	1-1	18:20	18.3	1-4	.250	0-0	.000	0-0	.000	1	2	3	3.0	0	0	0	1	0	1
25	MILLER, Mercy	3-0	15:24	5.1	0-2	.000	0-1	.000	2-6	.333	1	4	5	1.7	2	0	0	0	1	0
2	LATH, Cedric	1-0	01:37	1.6	0-0	.000	0-0	.000	0-0	.000	0	0	0	0.0	1	0	0	1	0	0
0	JEFFERSON, Kordelius	2-0	02:36	1.3	0-0	.000	0-0	.000	0-0	.000	0	0	0	0.0	0	0	0	0	0	0
Team											2	6	8					1		
Total		3	600		73-165	.442	27-67	.403	50-66	.758	30	77	107	35.7	48	3	21	29	14	22
Opponents		3	600		67-174	.385	16-66	.242	36-42	.857	32	72	104	34.7	57	1	29	38	6	21

Team Statistics

	UH	OPP
Scoring	223	186
Points per game	74.3	62.0
Scoring margin	+12.3	-
Field goals-att	73-165	67-174
Field goal pct	.442	.385
3 point fg-att	27-67	16-66
3-point FG pct	.403	.242
3-pt FG made per game	9.0	5.3
Free throws-att	50-66	36-42
Free throw pct	.758	.857
F-Throws made per game	16.7	12.0
Rebounds	107	104
Rebounds per game	35.7	34.7
Rebounding margin	+1.0	-
Assists	21	29
Assists per game	7.0	9.7
Turnovers	29	38
Turnovers per game	9.7	12.7
Turnover margin	+3.0	-
Assist/turnover ratio	0.7	0.8
Steals	22	21
Steals per game	7.3	7.0
Blocks	14	6
Blocks per game	4.7	2.0
Winning streak	3	-
Home win streak	0	-
Attendance	0	0
Home games-Avg/Game	0-0	0-0
Neutral site-Avg/Game	-	3-14360

Team Results

Date	Opponent		Score	Att.
03/13/2025	vs Colorado	W	77-68	15366
03/14/2025	vs BYU	W	74-54	13946
03/15/2025	vs Arizona	W	72-64	13768



2024-25 Houston Men's Basketball Combined Team Statistics In Conference games

Page 1/1
as of Mar 09, 2025

Game Records

Record	Overall	Home	Away	Neutral
ALL GAMES	19-1	9-1	10-0	0-0
CONFERENCE	19-1	9-1	10-0	0-0
NON-CONFERENCE	0-0	0-0	0-0	0-0

Score by Periods

Team	1st	2nd	OT	TOT
Houston	700	707	35	1442
Opponents	550	614	30	1194

Team Box Score

No.	Player				Total		3-Point		F-Throw		Rebounds													
		GP-GS	MIN	AVG	FG-FGA	FG%	3FG-3FGA	3FG%	FT-FTA	FT%	OFF	DEF	TOT	AVG	PF	DQ	A	TO	BLK	STL	PTS	AVG		
4	CRYER, LJ	20-20	665:16	33.3	104-243	.428	62-141	.440	41-46	.891	11	40	51	2.6	33	0	36	24	1	15	311	15.6		
13	ROBERTS, J'Wan	20-20	659:43	33.0	107-212	.505	0-0	.000	43-69	.623	45	81	126	6.3	38	0	42	37	12	22	257	12.9		
7	UZAN, Milos	20-20	674:42	33.7	94-199	.472	32-77	.416	21-31	.677	7	53	60	3.0	40	0	81	27	1	24	241	12.1		
21	SHARP, Emanuel	17-16	452:03	26.6	50-122	.410	32-89	.360	35-39	.897	6	46	52	3.1	36	0	11	12	0	24	167	9.8		
8	WILSON, Mylik	20-1	345:03	17.3	54-115	.470	6-17	.353	15-19	.789	18	55	73	3.7	29	0	24	15	3	29	129	6.5		
23	ARCENEUX, Terrance	20-3	429:53	21.5	45-109	.413	16-48	.333	12-17	.706	21	32	53	2.7	22	0	17	12	12	15	118	5.9		
11	TUGLER, Joseph	20-19	445:07	22.3	44-83	.530	0-3	.000	17-30	.567	49	59	108	5.4	66	5	17	20	35	17	105	5.3		
5	FRANCIS, Ja'Vier	19-1	295:16	15.5	36-59	.610	0-0	.000	23-33	.697	44	48	92	4.8	38	0	4	16	15	9	95	5.0		
25	MILLER, Mercy	9-0	51:07	5.7	0-13	.000	0-6	.000	13-14	.929	3	4	7	0.8	5	0	1	3	1	0	13	1.4		
0	JEFFERSON, Kordelius	5-0	17:21	3.5	2-6	.333	1-5	.200	0-0	.000	0	0	0	0.0	2	0	0	2	0	1	5	1.0		
2	LATH, Cedric	8-0	39:29	4.9	0-0	.000	0-0	.000	1-4	.250	6	3	9	1.1	9	0	0	1	3	0	1	0.1		
Team											27	33	60					15						
Total		20	4075		536-1161	.462	149-386	.386	221-302	.732	237	454	691	34.6	318	5	233	184	83	156	1442	72.1		
Opponents		20	4075		406-1001	.406	143-434	.329	239-342	.699	187	424	611	30.6	309	4	229	275	49	97	1194	59.7		

Team Statistics

	UH	OPP
Scoring	1442	1194
Points per game	72.1	59.7
Scoring margin	+12.4	-
Field goals-att	536-1161	406-1001
Field goal pct	.462	.406
3 point fg-att	149-386	143-434
3-point FG pct	.386	.329
3-pt FG made per game	7.5	7.2
Free throws-att	221-302	239-342
Free throw pct	.732	.699
F-Throws made per game	11.1	12.0
Rebounds	691	611
Rebounds per game	34.6	30.6
Rebounding margin	+4.0	-
Assists	233	229
Assists per game	11.7	11.5
Turnovers	184	275
Turnovers per game	9.2	13.8
Turnover margin	+4.6	-
Assist/turnover ratio	1.3	0.8
Steals	156	97
Steals per game	7.8	4.9
Blocks	83	49
Blocks per game	4.2	2.5
Winning streak	10	-
Home win streak	5	-
Attendance	71177	105180
Home games-Avg/Game	10-7118	10-10518
Neutral site-Avg/Game	-	0-0

Team Results

Date	Opponent		Score	Att.
12/30/2024	at Oklahoma St.	W	60-47	7365
01/04/2025	BYU	W	86-55	7035
01/06/2025	TCU	W	65-46	7035
01/11/2025	at Kansas St.	W	87-57	8332
01/15/2025	West Virginia	W	70-54	7035
01/18/2025	at UCF	W	69-68	9014
01/22/2025	Utah	W	70-36	7035
01/25/2025	at Kansas	Wot2	92-86	15300
01/29/2025	at West Virginia	W	63-49	12083
02/01/2025	Texas Tech	Lot	81-82	7324
02/04/2025	Oklahoma St.	W	72-63	7035
02/08/2025	at Colorado	W	69-59	7485
02/10/2025	Baylor	W	76-65	7035
02/15/2025	at Arizona	W	62-58	14688
02/18/2025	at Arizona St.	W	80-65	8315
02/22/2025	Iowa St.	W	68-59	7377
02/24/2025	at Texas Tech	W	69-61	15098
03/01/2025	Cincinnati	W	73-64	7035
03/03/2025	Kansas	W	65-59	7231
03/08/2025	at Baylor	W	65-61	7500

2024-25 Houston Men's Basketball
Team High/Low Analysis
All games

as

Houston - Game Highs

POINTS	97	Jackson St. (11/04/2024)
	92	at Kansas (01/25/2025)
	91	Louisiana (11/13/2024)
	87	at Kansas St. (01/11/2025)
	87	A&M-Corpus Christi (12/21/2024)
FIELD GOALS MADE	39	Jackson St. (11/04/2024)
	35	at Kansas (01/25/2025)
FIELD GOAL ATTEMPTS	73	at Kansas (01/25/2025)
	69	at UCF (01/18/2025)
	69	at Kansas St. (01/11/2025)
FIELD GOAL PERCENTAGE	.582 (39-67)	Jackson St. (11/04/2024)
	.536 (30-56)	Cincinnati (03/01/2025)
3 PT FG MADE	16	BYU (01/04/2025)
	14	A&M-Corpus Christi (12/21/2024)
3 PT FG ATTEMPTS	34	BYU (01/04/2025)
	29	A&M-Corpus Christi (12/21/2024)
3 PT FG PERCENTAGE	.600 (12-20)	Jackson St. (11/04/2024)
	.588 (10-17)	Iowa St. (02/22/2025)
FREE THROWS MADE	26	vs Alabama (N) (11/26/2024)
	21	vs Colorado (N) (03/13/2025)
	21	A&M-Corpus Christi (12/21/2024)
FREE THROW ATTEMPTS	33	vs Alabama (N) (11/26/2024)
	31	vs Colorado (N) (03/13/2025)
FREE THROW PERCENTAGE	1.000 (7-7)	Jackson St. (11/04/2024)
	1.000 (6-6)	at West Virginia (01/29/2025)
	1.000 (6-6)	at Oklahoma St. (12/30/2024)
	1.000 (6-6)	Butler (12/07/2024)
REBOUNDS	50	vs SIUE (N) (03/20/2025)
	50	Toledo (12/18/2024)
ASSISTS	20	Hofstra (11/22/2024)
	19	vs Gonzaga (N) (03/22/2025)
	19	vs Notre Dame (N) (11/27/2024)
	19	Jackson St. (11/04/2024)
STEALS	19	Utah (01/22/2025)
	17	Louisiana (11/13/2024)
BLOCKED SHOTS	11	Utah (01/22/2025)
	10	vs Alabama (N) (11/26/2024)
TURNOVERS	17	Iowa St. (02/22/2025)
	14	at West Virginia (01/29/2025)
FOULS	30	vs Alabama (N) (11/26/2024)
	24	Texas Tech (02/01/2025)

2024-25 Houston Men's Basketball
Team High/Low Analysis
All games

Opponent - Game Highs

POINTS	86	at Kansas (01/25/2025)
	85	vs Alabama (N) (11/26/2024)
	82	Texas Tech (02/01/2025)
	76	vs Gonzaga (N) (03/22/2025)
	74	vs Auburn (N) (11/09/2024)
FIELD GOALS MADE	30	at Kansas (01/25/2025)
	27	vs Auburn (N) (11/09/2024)
FIELD GOAL ATTEMPTS	66	at Kansas (01/25/2025)
	62	at UCF (01/18/2025)
FIELD GOAL PERCENTAGE	.579 (22-38)	Baylor (02/10/2025)
	.529 (27-51)	vs Auburn (N) (11/09/2024)
3 PT FG MADE	12	Texas Tech (02/01/2025)
	11	vs Alabama (N) (11/26/2024)
3 PT FG ATTEMPTS	30	at Texas Tech (02/24/2025)
	30	Texas Tech (02/01/2025)
	30	vs Alabama (N) (11/26/2024)
3 PT FG PERCENTAGE	.600 (9-15)	Baylor (02/10/2025)
	.450 (9-20)	vs Gonzaga (N) (03/22/2025)
FREE THROWS MADE	30	vs Alabama (N) (11/26/2024)
	24	Texas Tech (02/01/2025)
FREE THROW ATTEMPTS	41	vs Alabama (N) (11/26/2024)
	34	Texas Tech (02/01/2025)
FREE THROW PERCENTAGE	1.000 (15-15)	vs Gonzaga (N) (03/22/2025)
	1.000 (10-10)	vs BYU (N) (03/14/2025)
REBOUNDS	48	vs Alabama (N) (11/26/2024)
	45	at Kansas (01/25/2025)
ASSISTS	20	at Kansas (01/25/2025)
	19	vs Gonzaga (N) (03/22/2025)
STEALS	10	vs Colorado (N) (03/13/2025)
	10	Iowa St. (02/22/2025)
BLOCKED SHOTS	7	vs Auburn (N) (11/09/2024)
	6	vs SIUE (N) (03/20/2025)
	6	vs Alabama (N) (11/26/2024)
TURNOVERS	26	Utah (01/22/2025)
	23	Louisiana (11/13/2024)
FOULS	25	vs Alabama (N) (11/26/2024)
	23	vs Colorado (N) (03/13/2025)

2024-25 Houston Men's Basketball
Team High/Low Analysis
All gamesPage
as of Mar 23, 2

Houston - Game Lows

POINTS	60	at Oklahoma St. (12/30/2024)
	62	at Arizona (02/15/2025)
	62	Troy (12/10/2024)
	63	at West Virginia (01/29/2025)
	65	at Baylor (03/08/2025)
	65	Kansas (03/03/2025)
	65	TCU (01/06/2025)
	65	vs Notre Dame (N) (11/27/2024)
FIELD GOALS MADE	22	at Baylor (03/08/2025)
	22	at Texas Tech (02/24/2025)
	22	Troy (12/10/2024)
FIELD GOAL ATTEMPTS	47	Iowa St. (02/22/2025)
	49	vs Colorado (N) (03/13/2025)
	49	at Texas Tech (02/24/2025)
FIELD GOAL PERCENTAGE	.353 (24-68)	Kansas (03/03/2025)
	.369 (24-65)	vs Alabama (N) (11/26/2024)
3 PT FG MADE	3	Cincinnati (03/01/2025)
	3	at UCF (01/18/2025)
3 PT FG ATTEMPTS	12	at Texas Tech (02/24/2025)
	13	vs Auburn (N) (11/09/2024)
3 PT FG PERCENTAGE	.167 (4-24)	Toledo (12/18/2024)
	.188 (3-16)	at UCF (01/18/2025)
FREE THROWS MADE	5	TCU (01/06/2025)
	5	vs Notre Dame (N) (11/27/2024)
FREE THROW ATTEMPTS	6	at West Virginia (01/29/2025)
	6	at Oklahoma St. (12/30/2024)
	6	Butler (12/07/2024)
FREE THROW PERCENTAGE	.556 (5-9)	TCU (01/06/2025)
	.556 (5-9)	vs Notre Dame (N) (11/27/2024)
REBOUNDS	22	Baylor (02/10/2025)
	28	Cincinnati (03/01/2025)
ASSISTS	6	vs Colorado (N) (03/13/2025)
	6	Iowa St. (02/22/2025)
STEALS	1	vs San Diego St. (N) (11/30/2024)
	3	at UCF (01/18/2025)
BLOCKED SHOTS	1	Baylor (02/10/2025)
	2	Texas Tech (02/01/2025)
	2	at West Virginia (01/29/2025)
	2	vs San Diego St. (N) (11/30/2024)
	2	vs Notre Dame (N) (11/27/2024)
TURNOVERS	4	Hofstra (11/22/2024)
	5	at Kansas (01/25/2025)
	5	Utah (01/22/2025)
	5	at Kansas St. (01/11/2025)
	5	vs Notre Dame (N) (11/27/2024)
FOULS	11	West Virginia (01/15/2025)
	12	Oklahoma St. (02/04/2025)
	12	Hofstra (11/22/2024)

2024-25 Houston Men's Basketball
Team High/Low Analysis
All games

as of

Opponent - Game Lows

POINTS	36	Utah (01/22/2025)
	40	vs SIUE (N) (03/20/2025)
	40	Jackson St. (11/04/2024)
	42	Troy (12/10/2024)
	44	Hofstra (11/22/2024)
FIELD GOALS MADE	12	Troy (12/10/2024)
	13	Utah (01/22/2025)
	13	Butler (12/07/2024)
	13	Jackson St. (11/04/2024)
FIELD GOAL ATTEMPTS	38	Baylor (02/10/2025)
	42	Kansas (03/03/2025)
FIELD GOAL PERCENTAGE	.240 (12-50)	Troy (12/10/2024)
	.259 (14-54)	at Oklahoma St. (12/30/2024)
3 PT FG MADE	2	vs SIUE (N) (03/20/2025)
	2	Troy (12/10/2024)
3 PT FG ATTEMPTS	12	Kansas (03/03/2025)
	15	Baylor (02/10/2025)
3 PT FG PERCENTAGE	.083 (2-24)	vs SIUE (N) (03/20/2025)
	.111 (2-18)	Troy (12/10/2024)
FREE THROWS MADE	3	TCU (01/06/2025)
	4	Hofstra (11/22/2024)
FREE THROW ATTEMPTS	5	Hofstra (11/22/2024)
	7	TCU (01/06/2025)
FREE THROW PERCENTAGE	.417 (5-12)	Utah (01/22/2025)
	.429 (3-7)	TCU (01/06/2025)
REBOUNDS	19	at West Virginia (01/29/2025)
	20	Baylor (02/10/2025)
	20	at Kansas St. (01/11/2025)
ASSISTS	4	TCU (01/06/2025)
	4	Troy (12/10/2024)
STEALS	1	at UCF (01/18/2025)
	1	vs Notre Dame (N) (11/27/2024)
BLOCKED SHOTS	0	vs Colorado (N) (03/13/2025)
	0	Baylor (02/10/2025)
	0	at Kansas (01/25/2025)
	0	at Kansas St. (01/11/2025)
	0	vs Notre Dame (N) (11/27/2024)
	0	Hofstra (11/22/2024)
TURNOVERS	7	vs San Diego St. (N) (11/30/2024)
	9	at Baylor (03/08/2025)
FOULS	10	at Oklahoma St. (12/30/2024)
	11	at Arizona (02/15/2025)
	11	at West Virginia (01/29/2025)
	11	TCU (01/06/2025)

TEAM GAME-by-GAME STATISTICS

Team	Date	W/L	Pts	1st/2nd	FG-A	Pct.	3P-A	Pct.	FT-A	Pct.	Off	Def	Reb	PF	Ast	TO	Bl	St
#4/4 HOUSTON	11/4/24	W	97	52/45	39-67	.582	12-20	.600	7-7	1.000	11	28	39	13	19	9	6	12
vs. Jackson State			40	13/27	13-47	.277	4-23	.174	10-15	.667	8	17	25	14	8	21	3	3
#4/4 HOUSTON	11/9/24	L	69	33/36	24-58	.414	5-13	.385	16-22	.727	15	18	33	20	7	10	3	5
vs. #11/11 Auburn			74	28/46	27-51	.529	7-23	.304	13-19	.684	11	22	33	21	14	12	7	6
#8/10 HOUSTON	11/13/24	W	91	51/40	31-68	.456	10-23	.435	19-27	.704	18	28	46	13	13	10	4	17
vs. Louisiana			45	25/20	15-46	.326	6-21	.286	9-12	.750	4	24	28	21	7	23	2	4
#7/7 HOUSTON	11/22/24	W	80	48/32	29-62	.468	12-24	.500	10-16	.625	10	29	39	12	20	4	6	10
vs. Hofstra			44	18/26	16-52	.308	8-25	.320	4-5	.800	7	25	32	15	7	15	0	3
#6/7 HOUSTON	11/26/24	L	80 (OT)	36/42/2	24-65	.369	6-19	.316	26-33	.788	16	23	39	30	8	12	10	10
vs. #9/9 Alabama			85	34/44/7	22-60	.367	11-30	.367	30-41	.732	20	28	48	25	14	15	6	5
#6/7 HOUSTON	11/27/24	W	65	39/26	27-60	.450	6-23	.261	5-9	.556	8	24	32	16	19	5	2	5
vs. Notre Dame			54	31/23	19-49	.388	7-21	.333	9-14	.643	7	27	34	12	12	12	0	1
#6/7 HOUSTON	11/30/24	L	70 (OT)	30/35/5	23-62	.371	11-24	.458	13-17	.765	17	23	40	21	13	12	2	1
vs. San Diego State			73	25/40/8	23-57	.404	9-25	.360	18-27	.667	14	24	38	15	13	7	5	8
#17/18 HOUSTON	12/7/24	W	79	28/51	32-60	.533	9-18	.500	6-6	1.000	13	28	41	17	8	11	5	6
at Butler			51	18/33	13-46	.283	9-28	.321	16-22	.727	7	15	22	12	10	12	1	5
5/15/13 HOUSTON	12/10/24	W	62	33/29	22-51	.431	9-19	.474	9-14	.643	13	25	38	16	17	10	9	7
vs. Troy			42	11/31	12-50	.240	2-18	.111	16-22	.727	17	19	36	18	4	12	3	5
#15/12 HOUSTON	12/18/24	W	78	39/39	30-67	.448	4-24	.167	14-19	.737	16	34	50	18	12	12	5	10
vs. Toledo			49	22/27	16-54	.296	5-18	.278	12-18	.667	6	23	29	15	7	14	2	6
#15/12 HOUSTON	12/21/24	W	87	46/41	26-53	.491	14-29	.483	21-25	.840	13	23	36	14	17	8	8	9
vs. Texas A&M-Corpus Christi			51	27/24	18-56	.321	5-19	.263	10-16	.625	17	17	34	16	13	13	2	4
#14/14 HOUSTON	12/30/24	W	60	28/32	24-57	.421	6-20	.300	6-6	1.000	5	29	34	16	9	12	5	8
at Oklahoma State			47	18/29	14-54	.259	4-19	.211	15-18	.833	11	28	39	10	7	14	1	7
#14/14 HOUSTON	1/4/25	W	86	39/47	29-59	.482	16-34	.471	12-16	.750	15	22	37	15	15	11	7	9
vs. BYU			55	22/33	18-48	.375	8-24	.333	11-15	.733	7	17	24	15	14	15	2	6
#12/11 HOUSTON	1/6/25	W	65	29/36	26-54	.481	8-19	.421	5-9	.556	11	19	30	14	14	10	6	11
vs. TCU			46	22/24	20-47	.426	3-18	.167	3-7	.429	9	18	27	11	4	19	2	4
#12/11 HOUSTON	1/11/25	W	87	46/41	34-69	.493	6-14	.429	13-20	.650	16	28	44	16	13	5	3	8
at Kansas State			57	24/33	19-47	.404	10-25	.400	9-14	.643	2	18	20	17	16	15	0	3
#10/8 HOUSTON	1/15/25	W	70	40/30	25-51	.490	11-26	.423	9-12	.750	9	21	30	11	11	7	4	6
vs. rv/#25 West Virginia			54	27/27	19-43	.442	9-22	.409	7-11	.636	6	17	23	17	10	12	2	5
#10/8 HOUSTON	1/18/25	W	69	30/39	29-69	.420	3-16	.188	8-11	.727	18	24	42	20	8	8	3	4
at UCF			68	38/30	25-62	.403	7-23	.304	11-17	.647	16	25	41	14	11	13	1	5
#7/5 HOUSTON	1/20/25	W	70	41/29	26-60	.433	5-18	.278	13-19	.684	15	18	33	13	15	5	11	19
vs. Utah			36	17/19	13-43	.302	5-17	.294	5-12	.417	15	21	36	19	7	26	1	3
#7/5 HOUSTON	1/25/25	W	92 (2OT)	31/35/13/13	35-73	.479	8-25	.320	14-25	.560	12	31	43	22	17	5	5	5
at #12/11 Kansas			86	38/28/13/7	30-66	.455	9-25	.360	17-30	.567	11	34	45	17	20	12	0	4
#6/5 HOUSTON	1/29/25	W	63	39/24	25-52	.481	7-18	.389	6-6	1.000	13	21	34	13	8	14	2	5
at rv/rv West Virginia			49	19/30	20-43	.465	4-18	.222	5-11	.455	5	14	19	11	11	12	1	6
#6/5 HOUSTON	2/1/25	L	81	37/35/9	29-64	.453	5-14	.357	18-27	.667	16	22	38	24	11	12	2	9
vs. #22/19 Texas Tech			82	41/31/10	23-54	.426	12-30	.400	24-34	.706	14	23	37	22	10	13	4	6
#5/5 HOUSTON	2/4/25	W	72	39/33	26-62	.419	8-21	.381	12-14	.857	18	22	40	12	16	10	3	6
vs. Oklahoma State			63	33/30	25-49	.510	7-19	.368	6-12	.500	4	20	24	16	14	11	2	6
#5/5 HOUSTON	2/8/25	W	69	31/38	27-56	.482	6-15	.400	9-15	.600	15	23	38	18	8	9	3	5
at Colorado			59	27/32	19-46	.413	9-23	.391	12-16	.750	8	18	26	15	13	12	4	5
#6/6 HOUSTON	2/10/25	W	76	38/38	27-53	.509	10-24	.417	12-16	.750	9	13	22	16	17	7	1	6
vs. rv/rv Baylor			65	30/35	22-38	.579	9-15	.600	12-16	.750	4	16	20	17	10	15	0	5
#6/6 HOUSTON	2/15/25	W	62	25/37	25-58	.431	5-17	.294	7-9	.778	6	24	30	13	11	7	3	7
at #13/13 Arizona			58	37/28	20-54	.370	5-23	.217	13-17	.765	11	28	39	11	14	11	4	3
#5/5 HOUSTON	2/18/25	W	80	47/33	26-54	.481	11-23	.478	17-20	.850	13	23	36	20	15	12	4	6
at Arizona State			65	31/34	19-44	.432	8-22	.364	19-26	.731	8	17	25	18	12	13	4	2
#5/5 HOUSTON	2/22/25	W	68	34/34	25-47	.532	10-17	.588	8-10	.800	6	23	29	15	6	17	4	7
vs. #8/8 Iowa State			59	22/37	18-46	.391	8-20	.400	15-17	.882	6	16	22	14	13	12	4	10
#4/4 HOUSTON	2/24/25	W	69	33/36	22-49	.449	6-12	.500	19-23	.826	7	26	33	18	12	9	3	7
at #10/10 Texas Tech			61	30/31	17-57	.298	6-30	.200	21-26	.808	17	23	40	18	10	10	3	6
#4/4 HOUSTON	3/1/25	W	73	37/36	30-56	.536	3-14	.214	10-12	.833	6	22	28	13	9	9	4	7
vs. Cincinnati			64	25/39	26-59	.441	6-20	.300	6-8	.750	11	21	32	17	9	11	2	6
#3/3 HOUSTON	3/3/25	W	65	30/35	24-68	.353	7-20	.350	10-14	.714	17	20	37	13	9	6	6	16
vs. Kansas			59	27/32	19-42	.452	5-12	.417	16-19	.842	5	29	34	15	12	20	5	4
#3/3 HOUSTON	3/6/25	W	65	26/39	22-50	.440	8-19	.421	13-18	.722	10	23	33	16	7	9	3	6
at Baylor			61	29/32	20-59	.339	9-29	.310	12-16	.750	17	21	38	18	12	9	3	5
#2/2(1) HOUSTON	3/13/25	W	77	38/39	24-49	.490	8-18	.444	21-31	.677	9	26	35	20	6	12	4	9
vs. (8) Colorado			68	33/35	23-57	.404	5-20	.250	17-20	.850	10	20	30	23	11	13	0	10
#2/2(1) HOUSTON	3/14/25	W	74	41/33	23-55	.418	10-26	.385	18-23	.783	12	25	37	13	8	9	7	9
vs #17/18 (4) BYU			54	20/34	19-60	.317	6-28	.214	10-10	100.0	14	25	39	19	12	13	3	7
#2/2(1) HOUSTON	3/15/24	W	72	28/44	26-61	.426	9-23	.391	11-12	.917	9	26	35	15	7	8	3	4
vs rv/#24 (3) Arizona			64	33/31	25-57	.439	5-18	.278	9-12	.750	8	27	35	15	6	12	3	4
#2/2(1) HOUSTON	3/20/24	W	78	52/26	27-66	.409	10-28	.357	14-19	.737	19	31	50	13	11	7	5	11
vs (16) SIUE			40	24/16	15-49	.306	2-24	.083	8-17	.471	7	20	27	13	11	13	6	4
#2/2(1) HOUSTON	3/22/24	W	81	35/46	29-62	.468	8-16	.500	15-20	.750	13	20	33	16	19	7	5	7
vs #24/23 (8) Gonzaga			76	27/49	26-52	.500	9-20	.450	15-15	1.000	5	22	27	16	19	11	3	5
HOUSTON	3/28/24																	
vs #22/22 (4) Purdue																		