

# UNIVERSITY OF HOUSTON BASKETBALL

ATHLETICS COMMUNICATIONS: 3204 Cullen Blvd. • Suite 2008 • Houston, TX • 77204 • Contact: Jeff Conrad (jaconrad@central.uh.edu) C: (713) 557-3841 • UHCougars.com

## #2/2 HOUSTON COUGARS (27-4 • 19-1 Big 12)

Charity Exhibition

Oct. 27 #13/15 TEXAS A&M ESPN+ W, 79-64

Nov. 4 JACKSON STATE ESPN+ W, 97-40

Mattress Firm Battleground 2k24 (Toyota Center • Houston)

Nov. 9 vs. #11/11 Auburn ESPN+ L, 69-74

Nov. 13 LOUISIANA ESPN+ W, 91-45

Nov. 22 HOFSTRA ESPN+ W, 80-44

Players Era Tournament (MGM Grand Garden Arena • Las Vegas)

Nov. 26 vs. #9/9 Alabama TBS/Max L, 80-85 (OT)

Nov. 27 vs. Notre Dame TBS/Max W, 65-54

Nov. 30 vs. San Diego State TNT/Max L, 70-73 (OT)

Big 12-BIG EAST Battle

Dec. 7 BUTLER ESPN2 W, 79-51

Dec. 10 TROY ESPN+ W, 62-42

Dec. 18 TOLEDO ESPN+ W, 78-49

Dec. 21 TEXAS A&M-CORPUS CHRISTI CBSN W, 87-51

Dec. 30 \* at Oklahoma State ESPN+ W, 60-47

Jan. 4 \* BYU ESPN+ W, 86-55

Jan. 6 \* TCU ESPN2 W, 65-46

Jan. 11 \* at Kansas State ESPN+ W, 87-57

Jan. 15 \* rv/#25 WEST VIRGINIA ESPN+ W, 70-54

Jan. 18 \* at UCF CBSN W, 69-68

Jan. 21 \* UTAH ESPN+ W, 70-36

Jan. 25 \* at #12/11 Kansas ESPN W, 92-86 (2OT)

Jan. 29 \* at rv/rv West Virginia ESPN+ W, 63-49

Feb. 1 \* #22/19 TEXAS TECH ESPN2 L, 81-82 (OT)

Feb. 4 \* OKLAHOMA STATE ESPN+ W, 72-63

Feb. 8 \* at Colorado ESPN+ W, 69-59

Feb. 10 \* rv/rv BAYLOR ESPN W, 76-65

Feb. 15 \* at #13/13 Arizona ESPN W, 62-58

Feb. 18 \* at Arizona State ESPN2 W, 80-65

ESPN College GameDay covered by State Farm

Feb. 22 \* #8/8 IOWA STATE ESPN W, 68-59

Feb. 24 \* at #9/10 Texas Tech ESPN W, 69-61

March 1 \* CINCINNATI CBS W, 73-64

Senior Night

March 3 \* KANSAS ESPN W, 65-59

March 8 \* at Baylor ESPN W, 65-61

Phillips 66 Big 12 Championship (T-Mobile Center • Kansas City, Mo.)

March 13 vs. (16) Colorado ESPN2 2 p.m.

March 14 vs. #17/18 (4) BYU ESPN2 6 p.m.

March 15 vs. TBA (Title Game) ESPN 5 p.m.

NCAA Tournament First/Second Rounds (Sites TBA)

March 20-23 vs. TBA TBA TBA

NCAA Tournament Regionals (Sites TBA)

March 27-30 vs. TBA TBA TBA

NCAA Tournament Final Four (Alamodome • San Antonio, Texas)

April 5 vs. TBA TBA TBA

NCAA Tournament National Championship (Alamodome • San Antonio, Texas)

April 7 vs. TBA TBA TBA

Home Games played in Fertitta Center and listed in **BOLD CAPS**

All times are Central and subject to change

Rankings listed as Associated Press/USA TODAY Sports Coaches'

All games can be heard on 950 AM KPRC & Varsity Network app

## PHILLIPS 66 BIG 12 CHAMPIONSHIP QUARTERFINALS

### #2/2 (1) HOUSTON COUGARS (28-4 • 19-1 Big 12)

### vs. #17/18 (4) BYU COUGARS (24-8 • 14-6 Big 12)

6 p.m. • Friday, March 14, 2025

T-Mobile Center (18,689) • Kansas City, Mo.

ESPN2

950 AM KPRC • Varsity Network app

### #2/2 (1) HOUSTON SET for PHILLIPS 66 BIG 12 CHAMPIONSHIP SEMIFINALS

• For the seventh straight season, #2/2 (1) Houston will compete in the semifinals of its conference tournament when it meets #17/18 (4) BYU at 6 p.m., Friday, inside T-Mobile Center.

• The Cougars enter Friday's matchup following a 77-68 win over (16) Colorado in the Quarterfinals on Thursday afternoon. Junior guard **Emanuel Sharp** drained four 3-pointers and led the Cougars with 19 points while sophomore forward **Joseph Tugler** totaled 10 points with game highs of nine rebounds and three blocks.

• This will be the second time Houston has faced BYU during the 2024-25 season. Houston claimed an 86-55 win inside Fertitta Center in Houston on Jan. 4.

### HEADLINES and STORYLINES

• With 19 league wins and 10 conference road victories in 2024-25, Houston set both Big 12 and school single-season records with its victory total.

• In 2024-25, Houston became the first school to join a major conference and win the regular-season championship in its first two years in the new league since Idaho accomplished the feat during the 1921-22 and 1922-23 seasons in the PCC (now known as the Pac 12).

• Houston is one of only five schools to rank among the *KenPom.com* Top 20 national leaders in both offensive (123.6, 11th) and defensive efficiencies (88.9, 3rd) through games of March 13. Duke (128.7 off., 2nd, 89.9, 4th), Florida (126.9 off, 4th; 89.9 def, 4th), Auburn (129.6 off, 1st; 93.8 def, 13th) and Iowa State (119.4, off, 19th; 92.4 def, 10th) join the Cougars in that exclusive group.

• Since 2017-18, Houston ranks as the nation's second-winningest team with a 236-43 record. Only Gonzaga with a 238-38 record stands higher. Houston is the nation's winningest team over the three (93), four (125), five (153), six (176) and seven (209) seasons.

• Graduate forward **J'Wan Roberts**, graduate guard **LJ Cryer** and junior guard **Emanuel Sharp** all joined Houston's career 1,000-Point Club this season, becoming the 52nd, 53rd and 54th members, respectively. Roberts drained a jumper in the second half at Kansas State on Jan 11 while Cryer drained a pair of free throw late in Houston's March 1 win over Cincinnati. Sharp reached quadruple digits with a baseline 3 late in the first half in Thursday's Phillips 66 Big 12 Championship Quarterfinal win over (16) Colorado.

• Houston enjoys one of the nation's leading 3-point and free-throw shooting back-courts. Graduate guard **LJ Cryer** (3.0, 42.8%) and junior guard **Emanuel Sharp** (2.3, 42.0%) are among the Big 12 leaders in 3-point field goals per game and 3-point field goal percentage. In addition, both Cougars also shoot over 88.0 from the free throw line with Sharp standing second in the Big 12 at 88.9.

• With Houston's Dec. 7 win over Butler, graduate forward **J'Wan Roberts** set a school record and became the winningest student-athlete in program history. Entering Friday's Semifinal game, Roberts owns a 144-23 record in his Houston career.

### SETTING the SCENE

Television: ESPN2

Jon Sciammi (xpp)

Frans Franchilla (analyst)

Kris Budden (reporter)

Radio: KPRC 950 AM /

Varsity Network app /

SiriusXM Ch. 138 or Ch. 198

Jeremy Branham (xpp)

Pregame show begins 5:45 p.m.

Series vs. BYU: Houston leads 7-3

Second straight season schools play

Houston won lone meeting in 2024-25

Houston won last, 86-55

Fertitta Center • Houston (Jan. 4, 2025)

Houston leads 1-1 at neutral site

BYU won last at neutral site

BYU won last at neutral site, 84-77

Pillsbury Classic • Minneapolis (Dec. 30, 1978)

First meeting at Conference Championship

First meeting at Big 12 Championship

Houston Head Coach: Kelvin Sampson

(UNC Pembroke '78)

Career Record: 792-353 (36th year)

Houston Record: 292-83 (11th year)

vs. BYU: 3-2

(3-1 with Houston; 0-1 with Washington State)

vs. Kevin Young: 1-0

(1-0 with Houston)

BYU Head Coach: Kevin Young

(Clayton State '04)

Career Record: 24-8 (1st yr.)

BYU Record: 24-8 (1st yr.)

vs. Houston: 0-1

vs. Kelvin Sampson: 0-1

Up Next: \* Phillips 66 Big 12

Championship Title Game

vs. TBA

5 p.m. • Saturday, March 15

T-Mobile Center (18,689) • Kansas City, Mo.

ESPN

950 AM KPRC | Varsity Network app

\* - with win on Friday

X f @UHCougarMBK

#ForTheCity

#GoCoogs

## THE KELVIN SAMPSON RADIO SHOW

### J Bar M Barbecue • 2201 Leeland St.

7 p.m. • Throughout Big 12 season

Head Coach Kelvin Sampson holds his weekly radio show inside J Bar M Barbecue (2201 Leeland St., Houston, 77003).

Hosted by Jeremy Branham, the show airs from 7 to 8 p.m., during the Big 12 Conference season.

Each week, Coach Sampson and Jeremy discuss the latest news about Houston Basketball, the Big 12 Conference, the NCAA and more. Student-athlete and coaching and support staff guests

also

join Coach and Jeremy on shows.

Fans can tune in to 950 AM KPRC or listen via the Varsity Network app.

Fans can participate by tweeting questions to @UHCougarMBK.

Thur., Jan. 2	Wed., Feb. 19
Wed., Jan. 8	Tue., Feb. 25
Mon., Jan. 13	Wed., March 5
Thur., Jan. 30	Mon., March 10
Wed., Feb. 5	March 17 or 18
Tue., Feb. 11	

## HOUSTON COUGARS at a GLANCE (starters based on previous games)

PROBABLE STARTERS	Pos.	Ht.	Wt.	Cl.-Exp.	Hometown	G-GS	PPG	RPG	Other
7 Milos Uzan	G	6-4	190	Jr.-TR	Las Vegas, Nev.	32-32	11.0	3.0	3.0 Ast-TO
4 L.J. Cryer	G	6-1	200	Gr.-1L	Katy, Texas	32-32	15.3	2.2	3.0 3FG/gm
21 Emanuel Sharp	G	6-3	210	r-Jr.-2L	Tampa, Fla.	29-28	12.0	3.1	42.0 3FG%
13 J'Wan Roberts	F	6-8	235	r-Gr.-4L	St. Thomas, V.I.	31-31	10.8	6.3	2.4 orpg
11 Joseph Tugler	F	6-8	230	So.-1L	Monroe, La.	32-26	5.8	5.8	2.0 bpg

RESERVES	Pos.	Ht.	Wt.	Cl.-Exp.	Hometown	G-GS	PPG	RPG	Other
23 Terrance Arceneaux	G	6-6	205	r-So.-2L	Beaumont, Texas	32-4	7.4	2.9	1.0 spg
8 Mylik Wilson	G	6-3	175	r-Gr.-1L	Rayville, La.	32-1	5.9	3.5	1.7 Ast-TO
5 Ja'Vier Francis	F	6-8	235	Sr.-3L	New Orleans, La.	30-7	4.8	4.2	0.9 bpg
25 Mercy Miller	G	6-4	200	Fr.-HS	Sherman Oaks, Calif.	18-0	3.2	1.9	0.4 apg
0 Kordelius Jefferson	G	6-3	200	r-Fr.-RS	Arlington, Texas	12-0	0.8	0.2	3.8 mpg
2 Cedric Lath	C	6-9	260	r-So.-1L	Abidjan, Ivory Coast	17-0	0.7	1.3	0.9 orpg
3 Ramon Walker Jr.	G	6-5	215	Sr.-3L	Pearland, Texas	8-0	2.0	2.4	50.0 FG%
12 Jacob McFarland	C	6-11	215	r-Fr.-RS	Moreno Valley, Calif.	Sitting out due to injury			
24 Chase McCarty	F	6-6	220	Fr.-HS	Huntsville, Ala.	Has not played - Expected to redshirt			



WHAT'S  
NEXT,  
is Decided  
Now

# 2025 PHILLIPS 66 MEN'S BASKETBALL CHAMPIONSHIP

T-MOBILE CENTER | KANSAS CITY



\*ALL TIMES CT





## QUICK FACTS

### GENERAL INFORMATION

Location:	Houston, Texas
Founded:	1927
Enrollment:	47,981
Nickname:	Cougars
Colors:	Scarlet (PMS 186) and White
Arena (capacity):	Fertitta Center (7,035)
Court Name:	Penick Court
Affiliation:	NCAA Division I
Conference:	Big 12
President/Chancellor:	Dr. Renu Khator
Vice President for Athletics:	Eddie Nuñez
NCAA Faculty Representative:	Dr. Jason Porter
Athletics Ticket Office Phone:	(713) 60-COUGS (462-6647)

### COACHING STAFF

Head Coach:	Kelvin Sampson (UNC Pembroke '78)
Record at Houston:	292-83 (11th yr.)
Career Record:	792-353 (36th yr.)
Assistant Coaches:	Kellen Sampson, Quannas White, K.C. Beard
Special Assistant to the Head Coach/Assistant Coach:	Hollis Price
Director of Player Development/Assistant Coach:	Anthony Goldwire

### SUPPORT STAFF

Director of Operations & Basketball Strategy:	Bobby Champagne
Director of Operations:	Lauren Sampson
Video Coordinator:	Matthew McDonald
Associate AD for Sports Medicine:	John Houston
Director of Sports Performance:	Alan Bishop
Director of Program Strategy & Player Relations:	Bilal Batley
Associate Director of Operations:	Will Finch
Assistant Sports Performance Coach:	Bryan Clarke
Internal Operations:	Jonathan Lored, Ryan Elvin, Justin Whatley
Graduate Assistant Athletics Trainer:	Shantelle Willingham
Student Managers:	Matthew Criswell, Carson Calhoun, Ben Still, Ciarra Merchant, Cameron Simmons, Daniela Perdomo, Trey Hill, Henry Kolassa, Kendal White, Andrew Gonzalez, Brady Wilkes, Andre Bonfiglio, Taelyn Harris

### TEAM INFORMATION

2023-24 Record:	32-5
2023-24 Big 12 Finish:	15-3 (Champions)
2023-24 Big 12 Championship Finish:	2-1 (Finalist)
Starters Returning/Lost:	4/1
Lettermen Returning/Lost:	9/2
Newcomers:	3
Returning Scoring:	73.1% (1,987 of 2,720 pts.)
Returning Rebounding:	83.7% (1,150 of 1,374 rebs.)
Returning Assists:	48.3% (234 of 484 asts.)

### FERTITTA CENTER

Capacity:	7,035
Record:	109-7 (.940)
Current Streak:	Won, 5 games (since Feb. 4, 2025)
First Game:	W, 65-61, vs. #18/21 Oregon (Dec. 1, 2018)
Attendance:	741,927 (6,396 avg.)
Renovation Cost:	\$60 million
Architects:	PGAI and AECOM
Project Manager:	Turner Construction

### HISTORY

First Season:	1946
All-Time Record:	1,463-886 (.623)
NCAA Tournament Appearances / Last:	24 / 2024
Postseason Record:	45-43 (.511)
National Championship Appearances:	2 (1984, 1983)
Final Four Appearances:	6 (2021, 1984, 1983, 1982, 1968, 1967)
Elite Eight Appearances:	7 (2022, 2021, 1984, 1983, 1982, 1968, 1967)
Sweet 16 Appearances:	16 (2024, 2023, 2022, 2021, 2019, 1983, 1983, 1982, 1971, 1970, 1968, 1967, 1966, 1965, 1961, 1956)
Last NCAA Appearance:	2024 NCAA Tournament (lost to #13/14 (4) Duke, Sweet 16, 51-54 (March 29, 2024))
Conference Regular-Season Championships / Last:	13 (2024-25)
Conference Tournament Championships / Last:	8 (2022)
NIT Appearances:	11 (2017, 2016, 2006, 2005, 2002, 1993, 1991, 1988, 1985, 1977, 1962)
Last NIT Appearance:	2017 (lost to Akron, First Round)

### ATHLETICS COMMUNICATIONS

Assistant AD / Primary Basketball Contact:	Jeff Conrad
Office / Cell Phone:	(713) 743-9410 / (713) 557-3841
Email:	jaconrad@central.uh.edu

## 2024-25 HOUSTON COUGARS

No.	Name	Pos.	Ht.	Wt.	Cl.-Exp.	Hometown-High School (Last School)
0	Kordelius Jefferson	G	6-3	200	r-Fr.-RS	Bogue Chitto, Miss.-James Martin [Arlington, Texas]
2	Cedric Lath	C	6-9	260	r-So.-1L	Abidjan, Ivory Coast-Balboa School [San Diego, Calif.]
3	Ramon Walker Jr.	G	6-5	215	Sr.-3L	Pearland, Texas-Shadow Creek
4	L.J. Cryer	G	6-1	200	Gr.-1L	Katy, Texas-Morton Ranch (Baylor)
5	Ja'Vier Francis	F	6-8	235	Sr.-3L	New Orleans, La.-Montverde Academy [Fla.]
7	Milos Uzan	G	6-4	190	Jr.-TR	Las Vegas, Nev.-Desert Pines (Oklahoma)
8	Mylik Wilson	G	6-3	175	r-Gr.-1L	Rayville, La.-Rayville (Texas Tech/Louisiana)
11	Joseph Tugler	F	6-8	230	r-So.-1L	Monroe, La.-Cypress Falls [Houston]
12	Jacob McFarland	C	6-11	215	r-Fr.-RS	Moreno Valley, Calif.-Rancho Verde
13	J'Wan Roberts	F	6-8	235	r-Gr.-4L	St. Thomas, U.S. Virgin Islands-Shoemaker [Killeen, Texas]
21	Emanuel Sharp	G	6-3	210	r-Jr.-2L	Tampa, Fla.-Bishop McLaughlin Catholic School
23	Terrance Arceneaux	G	6-6	205	So.-2L	Beaumont, Texas-Beaumont United
24	Chase McCarty	F	6-6	220	Fr.-HS	Huntsville, Ala.-IMG Academy [Bradenton, Fla.]
25	Mercy Miller	G	6-4	200	Fr.-HS	Sherman Oaks, Calif.-Notre Dame

### COACHING STAFF


Head Coach:	Kelvin Sampson (UNC Pembroke '78), 11th season
Assistant Coach:	Kellen Sampson (Oklahoma '07), 11th season
Associate Head Coach:	Quannas White (Oklahoma '06), 7th season
Assistant Coach:	K.C. Beard (Boise State '08), 11th season overall
Special Assistant to the Head Coach/Assistant Coach:	Hollis Price (Oklahoma '11), 11th season
Director of Player Development/Assistant Coach:	Anthony Goldwire (Houston '20), 5th season

### SUPPORT STAFF

Director of Operations & Basketball Strategy:	Bobby Champagne (South Alabama '90)
Director of Operations:	Lauren Sampson (Oklahoma '04)
Video Coordinator:	Matthew McDonald (Houston '19)
Associate AD for Sports Medicine:	John Houston (Texas Tech '91)
Director of Sports Performance:	Alan Bishop (Utah State '09)
Director of Program Strategy & Player Relations:	Bilal Batley (Oklahoma '07)
Associate Director of Operations:	Will Finch (Indiana '07)
Assistant Director of Sports Performance:	Bryan Clarke (Texas Southern '19)
Internal Operations:	Jonathan Lored (Houston '24), Ryan Elvin (Houston '23), Justin Whatley (North Carolina Central '21)
Graduate Assistant Athletics Trainer:	Shantelle Willingham (North Carolina Central '23)
Student Managers:	Matthew Criswell, Carson Calhoun, Ben Still, Ciarra Merchant, Cameron Simmons, Daniela Perdomo, Trey Hill, Henry Kolassa, Kendal White, Andrew Gonzalez, Brady Wilkes, Andre Bonfiglio, Taelyn Harris

### PRONUNCIATION GUIDE

Names	
TERRANCE ARCEAUX	Tair-Ents Ar-Suh-No
Bobby CHAMPAGNE	Sham-Pain
L.J. CRYER	Cry-Er
Ja'VIER Francis	Jay-Vee-Ur
KORDELIUS Jefferson	Kor-Dell-E-Us
CEDRIC LATH	Said-Rick Lot
Jacob MCFARLAND	Mick-Far-Land
J'WAN Roberts	Juh-Wahn
EMANUEL Sharp	E-Man-Yule
Joseph TUGLER	Tug-Lur
MILOS UZAN	My-Los (rhymes with dose) You-Zan
QUANNAS White	Kwah-Nus
MYLIK Wilson	Muh-Leek
Hometowns	
ABIDJAN, Ivory Coast	Ah-Buh-Jahn
BEAUMONT, Texas	Bo-Mont
BOGUE CHITTO, Miss.	Bo-Guh Chit-O
MORENO Valley, Calif.	More-A-No
PEARLAND, Texas	Pair-Land



### HOUSTON x JORDAN BRAND

- In April 2018, the Cougars became the seventh school to be selected to join the Jordan Brand family.
- Houston is one of 12 schools to wear the Jumpman logo, joining North Carolina, Michigan, Oklahoma, Florida, Georgetown, Marquette, San Diego State, UCLA, Morehouse, Howard and Cincinnati.
- In December 2020, Houston Women's Basketball joined the Jumpman roster.

### UP NEXT

- With a win Friday, the Cougars advance to the Phillips 66 Big 12 Championships Title Game at 5 p.m., Saturday, March 15, to face an opponent to be determined.
- The Cougars would face the winner from #9/9 (2) Texas Tech-rv/#24 (3) Arizona.
- That game will air on ESPN.
- All Houston Men's Basketball games can be heard on 950 AM KPRC and the Varsity Network app.
- The NCAA Selection Show is set for 5 p.m., Sunday, March 16, on CBS.

### TEAM COMPARISON

Category	UH	BYU
Associated Press (as March 10)	#2	#17
USA Today Sports Coaches (as March 10)	#2	#18
NET ranking (thru March 11, 2025)	#3	#23
KenPom (thru March 13, 2025)	3rd (+34.72)	23rd (+23.01)
Offensive Efficiency	11th (123.6)	9th (123.8)
Defensive Efficiency	3rd (88.9)	71st (100.8)
ESPN BPI (thru March 13, 2025)	2nd (23.6)	24th (15.3)
Overall Record	28-4	24-8
Conference	Big 12	Big 12
Conference Record	19-1 (Champions)	14-6 (t-3rd)
Tournament Seeding	#1	#4
Points	74.3	81.8
Opp. Points	58.4	70.8
Scoring Margin	+15.8	+11.0
Rebounds	36.2	37.4
Opp. Rebounds	31.3	31.3
Rebounding Margin	+5.0	+6.1
Field Goal Pct.	46.0	48.7
Opp. Field Goal Pct.	38.3	42.9
3-Point Pct.	39.8	37.6
Opp. 3-Point Pct.	31.3	34.7
3-Point FG per game	8.0	10.8
Free Throw Pct.	73.5	70.0
Opp. Free Throw Pct.	70.3	70.3
Free Throws Made per Game	12.1	12.8
Personal Fouls	16.5	16.0
Assists	12.3	17.4
Turnovers	9.3	12.1
Turnovers Forced	13.9	12.0
Turnover Margin	+4.5	-0.1
Assist/Turnover Ratio	1.3	1.4
Blocked Shots	4.6	3.2
Steals	8.0	7.2

### HOUSTON JOINS BIG 12

- The University of Houston Athletics Department officially entered a new era when it joined the Big 12 Conference on July 1, 2023.

- Cougars joined with BYU, Cincinnati and UCF to become part of the league prior to the 2023-24 season.
- The University of Houston accepted an invitation to join the league on Sept. 9, 2021.
- In 2024-25, the league welcomed Arizona, Arizona State, Colorado and Utah to the 16-team Big 12.
- For the first time in school history, Houston will play a 20-game conference schedule in 2024-25.

### ESPN COLLEGE GAME DAY covered by STATE FARM

- Houston, Feb. 22 game vs. #8/8 Iowa State marked the second time that ESPN College GameDay covered by State Farm has broadcast from Fertitta Center.
- The show first aired from Houston on March 7, 2019, ahead of the Cougars' game against UCF.
- Men's Basketball isn't the only Houston sports program to host ESPN College GameDay on the UH campus.
- During the 2011 season, the show visited Houston Football ahead of the 10th-ranked Cougars' 37-7 win over SMU inside Robertson Stadium on Nov. 19, 2011.

## CONFERENCE CHAMPIONSHIPS (21)

## Regular Season (13)

Year	Conference	Final Ranking	Overall Record	Pct.	Conference Record	Pct.	Head Coach	Runner-up
2024-25	Big 12	---	27-4	.871	19-1	.950	Kelvin Sampson	Texas Tech
2023-24	Big 12	#3/3	32-5	.865	15-3	.833	Kelvin Sampson	Iowa State
2022-23	American Athletic	#2/6	33-4	.892	17-1	.944	Kelvin Sampson	Memphis
2021-22	American Athletic	#15/7	32-6	.842	15-3	.833	Kelvin Sampson	SMU
2019-20	American Athletic	#22/23	23-8	.741	13-5	.722	Kelvin Sampson	Tied with Cincinnati, Tulsa
2018-19	American Athletic	#11/12	33-4	.892	16-2	.889	Kelvin Sampson	Cincinnati
1991-92	Southwest		25-6	.806	11-3	.786	Pat Foster	Tied with Texas
1983-84	Southwest	#5/#5	32-5	.865	15-1	.938	Guy V. Lewis	Arkansas
1982-83	Southwest	#1/#1	31-3	.912	16-0	1.000	Guy V. Lewis	Arkansas
1955-56	Missouri Valley		19-7	.731	9-3	.750	Alden Pasche	Saint Louis
1949-50	Gulf Coast		16-7	.696	6-0	1.000	Alden Pasche	Records not available
1946-47	Lone Star		15-7	.682	11-1	.917	Alden Pasche	Records not available
1946	Lone Star		10-4	.714	8-2	.800	Alden Pasche	Records not available

## Tournament (8)

Year	Conference	Record	Head Coach	Runner-up	Location (Venue)
2022	American Athletic	3-0	Kelvin Sampson	Memphis	Fort Worth, Texas (Dickies Arena)
2021	American Athletic	3-0	Kelvin Sampson	Cincinnati	Fort Worth, Texas (Dickies Arena)
2010	Conference USA	4-0	Tom Penders	UTEP	Tulsa, Okla. (BOK Center)
1992	Southwest	3-0	Pat Foster	Texas	Dallas (Reunion Arena)
1984	Southwest	2-0	Guy V. Lewis	Arkansas	Houston (The Summit)
1983	Southwest	2-0	Guy V. Lewis	TCU	Dallas (Reunion Arena)
1981	Southwest	2-0	Guy V. Lewis	Texas	San Antonio, Texas (Hemisfair Arena)
1978	Southwest	4-0	Guy V. Lewis	Texas	Houston (The Summit)

KELVIN SAMPSON  
vs. BYU (3-2)Houston 3-1 • Washington State 0-1  
1-2 Home • 2-0 Road

## with Houston (3-1)

Jan. 4, 2025	W	86-55	Fertitta Center
Jan. 23, 2024	W	75-68	Provo, Utah
Nov. 16, 2019	L	71-72	Fertitta Center
Men against Breast Cancer Cougar Cup Title Game			
Nov. 24, 2018	W	76-62	Provo, Utah

## with Washington State (0-1)

Dec. 3, 1987 L 54-60 Pullman, Wash.

KELVIN SAMPSON  
vs. KEVIN YOUNG (1-0)Houston 1-0  
1-0 Home • 0-0 Road

## Sampson (Houston) v. Young (BYU)

Jan. 4, 2025 W 86-55 Fertitta Center

✓✓ Graduate forward **J'Wan Roberts** set the Houston career record by competing in his 150th game at Kansas State on Jan. 11. He broke out of a tie with forward **Fabian White Jr.**, who competed in 149 games from 2017-22. Roberts has now competed in 167 games during his career.

✓✓ With a free throw late in the first half in Houston's Jan. 18 win at UCF, graduate guard **Mylik Wilson** moved past 1,000 points during his complete college career. Wilson now has 1,098 points after compiling 348 points with Houston (2022 – present); 81 points with Texas Tech (2021-22) and 669 points with Louisiana (2019-21).

✓✓ In Houston's Feb. 15 win at #13/13 Arizona, senior forward **Ja'Vier Francis** competed in the 100th win of his collegiate career. Francis became only the sixth Cougar in school history to reach that total and now has 107 wins to rank fifth in school history.

✓✓ With Houston's 68-59 win over #8/8 Iowa State inside Fertitta Center on Feb. 22, **Head Coach Kelvin Sampson** moved into sole possession of 17th among coaches with 10+ years at the NCAA Division I level. Sampson broke out of a tie with former Georgia State, James Madison, Maryland and Davidson Head Coach Lefty Driesell. Up next in the NCAA records book is Rick Byrd, who recorded 805 with Maryville (Tenn.), Lincoln Memorial and Belmont (1978-2021).

✓✓ With a pair of free throws late in Houston's March 1 win over Cincinnati inside Fertitta Center, graduate guard **LJ Cryer** joined Houston's 1,000-Point Club and now has 1,061 points as a Cougar. He now ranks 46th in Houston career history. Cryer has scored 1,849 points in his collegiate career after totaling 788 points at Baylor (2020-23).

✓✓ Graduate forward **J'Wan Roberts** now has 1,008 rebounding during his career. He became the fourth Cougar to reach quadruple-digit rebounds. Roberts also has 1,218 points and 1,008 rebounds in his career. He became the fourth Cougar in school history to post 1,000 points AND 1,000 rebounds in his career, joining legendary centers **Elvin Hayes** (1965-68), **Ha-keem Olajuwon** (1981-84) and **Greg Anderson** (1983-87).

✓✓ With his baseline 3-pointer late in the first half against (16) Colorado during the Phillips 66 Big 12 Championship Quarterfinal on March 13, junior guard **Emanuel Sharp** became the 54th member of Houston's 1,000-Point Club. Sharp currently has 1,010 points to 53rd in school history.

LARGEST MARGIN  
by OUTRIGHT BIG 12 CHAMPION

Rk.	Lead	Record	School	Season
t1.	4	18-1	Houston	2024-25
		14-5	Arizona	
t1.	4	16-2	Kansas	2016-17
		12-6	West Virginia/Baylor/Iowa State	
t1.	4	15-1	Kansas	2009-10
		11-5	Kansas State/Baylor/Texas A&M	
t1.	4	15-1	Kansas	1997-98
		11-5	Oklahoma State/Oklahoma	
t1.	4	15-1	Kansas	1996-97
		11-5	Colorado	
t6.	3	13-1	Baylor	2020-21
		12-6	Kansas	
t6.	3	16-0	Kansas	2001-02
		13-3	Oklahoma	

## HOUSTON'S RECORD ...

Category	2024-25 Record	Pct.	Sampson Era Record	Pct.
All Games	28-4	.875	292-83	.779
Conference Games	19-1	.950	151-48	.759
Big 12 Games	19-1	.950	34-4	.895
American Games	---	---	117-44	.727
Non-Conference Games	9-3	.750	141-35	.801
Postseason Games	1-0	1.000	29-15	.659
Home Games	16-1	.941	166-23	.878
Away Games	10-0	1.000	75-41	.647
Neutral-Site Games	2-3	.400	49-19	.721
vs. Ranked Opponents	5-3	.625	26-23	.531
vs. Unranked Opponents	23-1	.958	266-60	.816
Winning Opening Tip	20-2	.909	187-36	.839
Opp. Wins Opening Tip	8-2	.800	105-47	.691
Scoring First	20-3	.870	197-32	.860
Opp. Scores First	8-1	.889	95-52	.646
Leading at Halftime	24-3	.889	252-31	.890
Trailing at Halftime	4-1	.800	38-50	.432
Tied at Halftime	0-0	.000	2-3	.400
Leading With 5:00 Remaining	27-2	.931	275-18	.939
Trailing With 5:00 Remaining	1-1	.500	12-60	.167
Tied With 5:00 Remaining	0-1	.000	5-4	.556
in Overtime	1-2	.334	9-7	.563
Shooting 40+ Percent	27-2	.931	248-35	.876
Shooting 35-39.99 Percent	1-2	.333	33-31	.516
Shooting <35 Percent	0-0	.000	11-17	.393
Opp. Shoots 40+ Percent	13-3	.813	97-73	.571
Opp. Shoots 35-39.99 Percent	4-1	.800	84-6	.933
Opp. Shoots <35 Percent	11-0	1.000	111-4	.965
More 3-Pointers than Opp.	15-1	.938	190-37	.837
Fewer 3-Pointers than Opp.	9-3	.750	73-39	.652
Equal 3-Pointers as Opp.	4-0	1.000	29-7	.806
More Free Throws than Opp.	13-1	.929	146-17	.896
Fewer Free Throws than Opp.	14-3	.519	132-65	.670
Equal Free Throws as Opp.	1-0	1.000	14-1	.933
More Rebounds than Opp.	19-2	.905	230-35	.868
Fewer Rebounds than Opp.	9-1	.900	56-43	.566
Equal Rebounds as Opp.	0-1	.000	6-5	.545
More Assists than Opp.	16-1	.941	219-23	.905
Fewer Assists than Opp.	11-2	.846	58-53	.523
Equal Assists as Opp.	1-1	.500	15-7	.682
More Turnovers than Opp.	2-1	.667	69-34	.670
Fewer Turnovers than Opp.	25-3	.893	207-45	.821
Equal Turnovers as Opp.	1-0	1.000	16-4	.800
Scoring 100+ Pts.	0-0	.000	11-0	1.000
Scoring 90-99 Pts.	3-0	1.000	23-0	1.000
Scoring 80-89 Pts.	5-2	.714	73-6	.924
Scoring 70-79 Pts.	8-1	.889	110-15	.880
Scoring 60-69 Pts.	12-1	.923	70-33	.680
Scoring <60 Pts.	0-0	.000	5-29	.147
Allowing 100+ Pts.	0-0	.000	0-0	.000
Allowing 90-99 Pts.	0-0	.000	4-1	.800
Allowing 80-89 Pts.	1-2	.333	5-17	.227
Allowing 70-79 Pts.	0-2	.000	27-29	.482
Allowing 60-69 Pts.	8-0	1.000	90-27	.769
Allowing <60 Pts.	19-0	1.000	166-8	.954
Games Decided By 1-3 Pts.	1-2	.333	19-27	.413
Games Decided By 4-6 Pts.	4-2	.667	35-17	.673
Games Decided By 7-10 Pts.	6-0	1.000	43-15	.741
Games Decided By 11+ Pts.	17-0	1.000	195-24	.890
November	4-3	.571	51-9	.850
December	5-0	1.000	67-13	.838
January	8-0	1.000	63-23	.729
February	7-1	.857	60-19	.759
March	4-0	1.000	51-18	.739
April	0-0	.000	0-1	.000
in White Houston Uniforms	9-1	.900	133-28	.826
in White Cougars Uniforms	2-2	.500	24-5	.828
in White Throwback Uniforms	5-0	1.000	18-2	.900
in Red Houston Uniforms	0-0	.000	46-33	.583
in Red Script Uniforms	0-0	.000	3-2	.600
in Black Houston Uniforms	12-0	1.000	38-8	.826
in Black Cougars Uniforms	0-0	.000	15-3	.833
in Grey Uniforms	0-0	.000	15-1	.929
in Houston Blue Uniforms	0-1	.000	0-1	.000





## 2024-25 STANDINGS through games of March 13, 2025

TEAM	BIG 12 GAMES			ALL GAMES		
	W	L	Pct.	W	L	Pct.
(1) Houston	19	1	.950	28	4	.875
(2) Texas Tech	15	5	.750	25	7	.781
(3) Arizona	14	6	.700	21	11	.656
(4) BYU	14	6	.700	24	8	.750
(5) Iowa State	13	7	.650	24	9	.727
(6) Kansas	11	9	.550	21	11	.656
(7) Baylor	10	10	.500	19	14	.576
(8) West Virginia	10	10	.500	19	13	.595
(9) TCU	9	11	.450	16	16	.500
(10) Kansas State	9	11	.450	16	17	.485
(11) Utah	8	12	.400	16	16	.500
(12) Oklahoma State	7	13	.350	15	17	.469
(13) Cincinnati	7	13	.350	18	15	.545
(14) UCF	7	13	.350	17	16	.515
(15) Arizona State	4	16	.200	13	19	.406
(16) Colorado	3	17	.150	14	20	.412

( ) — seeding at Phillips 66 Big 12 Championship

### UPCOMING GAMES

Fri., March 14	Phillips 66 Big 12 Championship Semifinals (T-Mobile Center • Kansas City, Mo.) <b>G13 — (1) Houston vs. (4) BYU, 6 p.m.</b> <b>G14 — G11 winner vs. G12 winner, 8:30 p.m.</b>
Sat., March 15	Phillips 66 Big 12 Championship Title Game (T-Mobile Center • Kansas City, Mo.) <b>G15 — G13 winner vs. G14 winner, 5 p.m.</b>

### RECENT GAMES

Thur., March 13	Phillips 66 Big 12 Championship Quarterfinals (T-Mobile Center • Kansas City, Mo.) <b>G9 — (4) BYU 96, (5) Iowa State 92</b> <b>G10 — (1) Houston 77, (16) Colorado 68</b> <b>G11 — (2) Texas Tech 76, (7) Baylor 74</b> <b>G12 — (3) Arizona 88, (6) Kansas 77</b>
Wed., March 12	Phillips 66 Big 12 Championship Second Round (T-Mobile Center • Kansas City, Mo.) <b>G5 — (5) Iowa State 76, (13) Cincinnati 56</b> <b>G6 — (16) Colorado 67, (8) West Virginia 60</b> <b>G7 — (7) Baylor 70, (10) 56</b> <b>G8 — (6) Kansas 98, (14) UCF 94 (OT)</b>
Tue., March 11	Phillips 66 Big 12 Championship First Round (T-Mobile Center • Kansas City, Mo.) <b>G1 — (13) Cincinnati 87, (12) Oklahoma State 68</b> <b>G2 — (16) Colorado 69, (9) TCU 67</b> <b>G3 — (10) Kansas State 71, (15) Arizona State 66</b> <b>G4 — (14) UCF 87, (11) Utah 72</b>
Sat., March 8	* <b>Houston 65, at Baylor 61</b> * Iowa State 73, at Kansas State 57 * at Oklahoma State 78, Cincinnati 67 * at Kansas 83, Arizona 76 * at Colorado 76, TCU 56 * at West Virginia 72, UCF 65 * at BYU 85, Utah 74 * Texas Tech 85, at Arizona State 57
Wed., March 5	* Kansas State 54, at Cincinnati 49 * at UCF 83, Oklahoma State 70 * at Texas Tech 91, Colorado 75
Tue., March 4	* Baylor 61, at TCU 58 * BYU 88, at Iowa State 85 (20T) * West Virginia 71, at Utah 69 * at Arizona 113, Arizona State 100
Mon., March 3	* <b>at Houston 65, Kansas 59</b>
Sun., March 2	* at Kansas State 65, Colorado 56
Sat., March 1	* <b>at Houston 73, Cincinnati 64</b> * Texas Tech 78, at Kansas 73 * at TCU 89, UCF 78 * at Utah 99, Arizona State 73 * at Baylor 71, Oklahoma State 61 * at Iowa State 84, Arizona 67 * at BYU 77, West Virginia 56
Wed., Feb. 26	* at UCF 80, Kansas State 76 * at Arizona 83, Utah 66 * BYU 91, at Arizona State 81
Tue., Feb. 25	* at Cincinnati 69, Baylor 67 * at Oklahoma State 74, Iowa State 68 * at West Virginia 73, TCU 55
Mon., Feb. 24	* <b>Houston 69, at Texas Tech 61</b> * Kansas 71, at Colorado 64
Sun., Feb. 23	* at UCF 76, Utah 72 * Arizona State 66, at Kansas State 54
Sat., Feb. 22	* <b>at Houston 68, Iowa State 59</b> * at Cincinnati 75, TCU 63 * at Texas Tech 73, West Virginia 51 * at Kansas 96, Oklahoma State 64 * at Colorado 76, Baylor 74 * BYU 96, at Arizona 95

### 30-WIN TEAMS (7)

Rk.	No.	Record	Year	Head Coach	Postseason
t1.	33	33-4	2022-23	Kelvin Sampson	NCAA Sweet 16
		33-4	2018-19	Kelvin Sampson	NCAA Sweet 16
t3.	32	32-5	2023-24	Kelvin Sampson	NCAA Sweet 16
		32-6	2021-22	Kelvin Sampson	NCAA Elite Eight
		32-5	1983-84	Guy V. Lewis	NCAA National Runner-Up
t6.	31	31-3	1982-83	Guy V. Lewis	NCAA National Runner-Up
		31-2	1967-68	Guy V. Lewis	NCAA Final Four

### 20-WIN TEAMS (31)

8.	29	29-8	1976-77	Guy V. Lewis	NIT Runner-Up
t9.	28	28-4	2024-25	Kelvin Sampson	???
t9.	28	28-4	2020-21	Kelvin Sampson	NCAA Final Four
t11.	27	27-8	2017-18	Kelvin Sampson	NCAA Second Round
		27-4	1966-67	Guy V. Lewis	NCAA Final Four
t13.	25	25-6	1991-92	Pat Foster	NCAA First Round
		25-8	1989-90	Pat Foster	NCAA First Round
		25-8	1981-82	Guy V. Lewis	NCAA Final Four
		25-8	1977-78	Guy V. Lewis	NCAA First Round
		25-5	1969-70	Guy V. Lewis	NCAA Second Round
t18.	24	24-10	2007-08	Tom Penders	CBI Semifinals
t19.	23	23-8	2019-20	Kelvin Sampson	None — COVID-19
		23-4	1972-73	Guy V. Lewis	NCAA First Round
		23-6	1965-66	Guy V. Lewis	NCAA Second Round
t22.	22	22-10	2015-16	Kelvin Sampson	NIT First Round
		22-7	1970-71	Guy V. Lewis	NCAA Second Round
t24.	21	21-11	2016-17	Kelvin Sampson	NIT First Round
		21-12	2008-09	Tom Penders	CBI First Round
		21-10	2005-06	Tom Penders	NIT Second Round
		21-9	1992-93	Pat Foster	NIT First Round
		21-9	1980-81	Guy V. Lewis	NCAA First Round
		21-6	1961-62	Guy V. Lewis	NIT Quarterfinals
t30.	20	20-13	2012-13	James Dickey	CBI Quarterfinals
		20-7	1971-72	Guy V. Lewis	NCAA First Round

### BIG 12 CONFERENCE POSTSEASON AWARD NOTES

• **Kelvin Sampson — Coach of the Year:** Second straight season to be named Big 12 Coach of the Year... Fourth straight Conference Coach of the Year honor and sixth in the last eight years... Eleven (11) Conference Coach of the Year awards from five leagues during his career... Only coach in Houston history to lead Cougars to five, six, seven, eight, nine, and now, 10 consecutive 20-win seasons... Named National Coach of the Year by Andy Katz.

• **LJ Cryer — Men's Basketball Scholar-Athlete of the Year / All-Big 12 First Team:** Third consecutive season to earn All-Big 12 honors and second with Houston after being named to Second Team a year ago... First Big 12 Scholar-Athlete award in career... Received bachelor's degree in integrated studies from Houston in May 2024... Doing post-baccalaureate work in health and posted a 3.73 cumulative GPA... Leads Cougars with 15.3 points and 3.0 3-point field goals per game and a 43.1 3-point field goal percentage.

• **Joseph Tugler — Defensive Player of the Year / All-Big 12 Third Team / Big 12 All-Defensive Team:** First Big 12 individual postseason honor in career... Named to Big 12 All-Freshman Team in 2023-24... Leads Houston and ranked third in Big 12 with 2.0 blocks per game... Blocked at least one shot in all but three games with multiple blocks in 18 games... Swatted eight shots vs. #9/9 Alabama at Players Era Festival in Las Vegas, becoming only sixth Cougar to accomplish that feat in a game... Second straight season a Cougar was named Big 12 Defensive Player of the Year after point guard Jamal Shead became first player in league history to be named Player of the Year and Defensive Player of the Year in the same season in 2023-24.

• **J'Wan Roberts — All-Big 12 First Team:** Second straight season to earn All-Big 12 honors after being named to Third Team a year ago... Houston's leading rebounder with 6.4 boards per game... Houston's winningest student-athlete in program history overall, in conference wins and in wins in Fertitta Center... Fourth player with 1,000+ points AND 1,000+ rebounds in career.

• **Milos Uzan — All-Big 12 Second Team:** First Big 12 postseason honor with Houston after transferring in summer from Oklahoma... Named to 2022-23 Big 12 All-Freshman Team at Oklahoma... Leads Cougars with 4.4 assists per game and ranks among Top-10 national leaders with 3.19 assist-turnover ratio...

• **Emanuel Sharp — All-Big 12 Honorable Mention:** Second straight season to earn All-Big 12 Honorable Mention... Leads Big 12 and ranks sixth nationally with 90.6 free throw percentage... Recorded 18 games with multiple 3-pointers and scored double-digit points in 14 of the first 16 games to open the season.

### WITH A WIN...

• The Cougars reach the 29-win season milestone for the ninth time in school history and the fourth straight season under **Head Coach Kelvin Sampson**.

• Houston wins its 12th straight game and its 25th in the last 26 contests.

• The Cougars improve to 1,464-886 in their history.

• Houston advances to its conference tournament title game for the seventh straight season and the second straight year in the Big 12.

• The Cougars improve to 59-39 in conference tournaments during the program's history with a 4-1 mark at the Phillips 66 Big 12 Championship.

• Houston moves to 382-83 when competing as a ranked team.

• The Cougars improve to 33-5 when competing as the #2 (AP) ranked team and win for the sixth time in their last seven games as the #2 (AP) ranked team.

### NATIONAL POLLS as of March 10, 2025

2024-25 opponents in bold

### Associated Press

Rk.	Team	Record	Pts.
1.	Duke (52)	28-3	1,525
2.	<b>Houston (5)</b>	<b>27-4</b>	<b>1,427</b>
3.	Auburn (4)	27-4	1,407
4.	Florida	27-4	1,350
5.	<b>Alabama</b>	<b>24-7</b>	<b>1,211</b>
6.	St. John's	27-4	1,201
7.	Michigan State	26-5	1,191
8.	Tennessee	25-6	1,163
9.	<b>Texas Tech</b>	<b>24-7</b>	<b>1,012</b>
10.	Clemson	26-5	949
11.	Maryland	24-7	836
12.	<b>Iowa State</b>	<b>23-8</b>	<b>792</b>
13.	Maryland	22-7	628
14.	Texas A&M	22-9	647
15.	Kentucky	21-10	629
16.	Memphis	26-5	602
17.	<b>BYU</b>	<b>23-8</b>	<b>586</b>
18.	Wisconsin	23-8	575
19.	Saint Mary's (Calif.)	27-4	477
20.	Purdue	21-10	339
21.	Missouri	21-10	203
22.	Michigan	22-9	171
23.	Oregon	23-8	140
24.	Illinois	20-11	137
25.	Marquette	22-9	127

Others receiving votes: Drake 103, Arizona 82, UCLA 52, UC San Diego 39, UConn 38, Gonzaga 28, New Mexico 20, Creighton 18, Mississippi 17, VCU 6, High Point 4, Kansas 3, Akron 2, McNeese 1, Xavier 1.

### USA TODAY Sports Coaches'

Rk.	Team	Record	Pts.
1.	<b>Duke (26)</b>	<b>28-3</b>	<b>770</b>
2.	<b>Houston (2)</b>	<b>27-4</b>	<b>729</b>
3.	Auburn (2)	27-4	704
4.	Florida (1)	27-4	688
5.	St. John's	27-4	618
16.	Michigan State	26-5	603
17.	Tennessee	25-6	603
8.	<b>Alabama</b>	<b>24-7</b>	<b>588</b>
9.	<b>Texas Tech</b>	<b>24-7</b>	<b>539</b>
10.	Clemson	26-5	466
11.	Maryland	24-7	424
12.	<b>Iowa State</b>	<b>23-8</b>	<b>415</b>
13.	Louisville	25-6	414
14.	Wisconsin	23-8	309
15.	Saint Mary's (Calif.)	27-4	286
16.	Texas A&M	22-9	281
17.	Memphis	26-5	278
18.	<b>BYU</b>	<b>23-8</b>	<b>266</b>
19.	Kentucky	21-10	205
20.	Purdue	21-10	195
21.	Michigan	22-9	114
22.	Missouri	21-10	95
23.	Marquette	22-9	80
24.	<b>Arizona</b>	<b>20-11</b>	<b>73</b>
25.	Illinois	20-11	55

Others receiving votes: Oregon 48; New Mexico 41; Drake 39; Creighton 38; UC San Diego 32; UCLA 19; Gonzaga 18; VCU 13; UConn 9; Mississippi 9; Kansas 6; Mississippi State 4; High Point 1;

### WEEK-by-WEEK

Date	AP	Coaches
Preseason	#4 (4) [1,343]	#4 (4) [698]
Week 1 (Nov. 11)	#8 [1,070]	#10 [488]
Week 2 (Nov. 18)	#7 [1,091]	#7 [470]
Week 3 (Nov. 25)	#6 [1,125]	#7 [559]
Week 4 (Dec. 2)	#17 [402]	#18 [221]
Week 5 (Dec. 9)	#15 [513]	#13 [304]
Week 6 (Dec. 16)	#15 [582]	#12 [363]
Week 7 (Dec. 23)	#15 [615]	#12 [406]
Week 8 (Dec. 30)	#14 [626]	#14 [386]
Week 9 (Jan. 6)	#12 [768]	#11 [454]
Week 10 (Jan. 13)	#10 [935]	#8 [522]
Week 11 (Jan. 20)	#7 [1,151]	#5 [623]
Week 12 (Jan. 27)	#6 [1,242]	#5 [635]
Week 13 (Feb. 3)	#5 [1,245]	#5 [613]
Week 14 (Feb. 10)	#6 [1,235]	#6 [639]
Week 15 (Feb. 17)	#5 [1,290]	#5 [672]
Week 16 (Feb. 24)	#4 [1,327]	#4 [660]
Week 17 (March 3)	#3 [1,396]	#4 [707]
Week 18 (March 10)	#2 (5) [1,427]	#2 (2) [729]
Week 19 (March 17)	---	---
Final (April 8)	---	---

( ) — First-place votes | [ ] Poll points

**WINNINGEST NCAA DIVISION I TEAMS since 2017-18**  
through March 13, 2025 | 2024-25 opponents in bold

Rk.	School	Last 8 Yrs	Last 7 Yrs (Rk.)	Last 6 Yrs (Rk.)	Last 5 Yrs (Rk.)	Last 4 Yrs (Rk.)	Last 3 Yrs (Rk.)	2024-25	2023-24	2022-23	2021-22	2020-21	2019-20	2018-19	2017-18
1.	Gonzaga	238-38	206-33 (2)	173-29 (2)	142-27 (2)	111-26 (5)	83-22 (t5)	25-8	27-8	31-6	28-4	31-1	31-2	33-4	32-5
2.	<b>Houston</b>	<b>236-43</b>	<b>209-35 (1)</b>	<b>176-31 (1)</b>	<b>153-23 (1)</b>	<b>125-19 (1)</b>	<b>93-13 (1)</b>	<b>28-4</b>	<b>32-5</b>	<b>33-4</b>	<b>32-6</b>	<b>28-4</b>	<b>23-8</b>	<b>33-4</b>	<b>27-8</b>
3.	Duke	214-59	185-51 (3)	153-45 (6)	128-39 (t5)	115-28 (2)	83-21 (t5)	29-3	27-9	27-9	32-7	13-11	25-6	32-6	29-8
4.	<b>Kansas</b>	<b>212-67</b>	<b>181-59 (4)</b>	<b>155-49 (t4)</b>	<b>127-46 (7)</b>	<b>106-37 (7)</b>	<b>72-31 (t10)</b>	<b>21-12</b>	<b>23-11</b>	<b>28-8</b>	<b>34-6</b>	<b>21-9</b>	<b>28-3</b>	<b>26-10</b>	<b>31-8</b>
5.	Purdue	204-71	174-64 (8)	148-54 (7)	132-39 (4)	114-29 (3)	85-21 (t3)	22-10	34-5	29-6	29-8	18-10	16-15	26-10	30-7
6.	<b>San Diego State</b>	<b>198-67</b>	<b>176-56 (6)</b>	<b>155-43 (t4)</b>	<b>125-41 (8)</b>	<b>102-36 (10)</b>	<b>79-27 (7)</b>	<b>21-9</b>	<b>26-11</b>	<b>32-7</b>	<b>23-9</b>	<b>23-5</b>	<b>30-2</b>	<b>21-13</b>	<b>22-11</b>
t7.	<b>Auburn</b>	<b>197-69</b>	<b>171-61 (9)</b>	<b>141-51</b>	<b>116-45</b>	<b>103-31 (9)</b>	<b>75-25 (9)</b>	<b>27-4</b>	<b>27-8</b>	<b>21-13</b>	<b>28-6</b>	<b>13-14</b>	<b>25-6</b>	<b>30-10</b>	<b>26-</b>
t7.	Liberty	197-72	175-57 (7)	146-50 (10)	116-46	93-40	71-29	26-6	18-14	27-9	22-11	23-6	30-4	29-7	22-15
t7.	Drake	197-75	180-58 (5)	156-48 (3)	136-34 (3)	110-29 (6)	85-18 (t3)	30-3	28-7	27-8	25-11	26-5	20-14	24-10	17-17
10.	Tennessee	196-72	170-64 (10)	139-57	122-43 (9)	104-34 (8)	77-26 (8)	25-6	27-9	25-11	27-8	18-9	17-14	31-6	26-9
t11.	Belmont	191-69	167-60	140-54	114-47	88-43	63-35	22-11	20-13	21-11	25-8	26-4	26-7	27-6	24-9
t11.	Virginia	191-70	160-67	125-64	102-57	84-49	63-36	15-17	23-11	25-8	21-14	18-7	23-7	35-3	31-3
13.	Vermont	190-63	163-55	136-48	111-41	100-36	72-30	21-12	28-7	23-11	28-6	10-5	26-7	27-7	27-8
14.	Michigan State	189-80	159-75	127-68	105-59	90-46	67-33	26-5	20-15	21-13	23-13	15-13	22-9	32-7	30-5
15.	Villanova	188-84	151-79	126-69	102-62	84-55	54-47	19-14	18-16	17-17	30-8	18-7	24-7	26-10	36-5
16.	North Carolina	187-91	161-80	132-73	117-52	100-42	71-33	22-12	29-8	20-13	29-10	18-11	14-19	29-7	26-11
17.	<b>Baylor</b>	<b>186-78</b>	<b>167-63</b>	<b>147-49 (t8)</b>	<b>121-45 (10)</b>	<b>93-43</b>	<b>66-36</b>	<b>19-14</b>	<b>24-11</b>	<b>23-11</b>	<b>27-7</b>	<b>28-2</b>	<b>26-4</b>	<b>20-14</b>	<b>19-15</b>
18.	<b>Texas Tech</b>	<b>185-85</b>	<b>175-75</b>	<b>127-68</b>	<b>109-55</b>	<b>91-46</b>	<b>64-34</b>	<b>25-7</b>	<b>23-11</b>	<b>16-16</b>	<b>27-10</b>	<b>18-11</b>	<b>18-13</b>	<b>31-7</b>	<b>27-10</b>
19.	Kentucky	183-80	157-69	127-62	102-56	93-40	67-32	22-10	23-10	22-12	26-8	9-16	25-6	30-7	26-11
t20.	Creighton	182-87	161-75	141-60	117-53	95-44	72-32	23-9	25-10	24-13	23-12	22-9	24-7	20-15	21-12
t20.	Oregon	182-90	159-77	134-64	110-57	89-50	69-35	24-8	24-12	21-15	20-15	21-7	24-7	25-13	23-13

- Houston moves to 8-3 against BYU during the series history.
- Houston improves to 2-1 against BYU in neutral-site games.
- The Cougars move to 1-0 against BYU at the Phillips 66 Big 12 Championship and 1-0 against BYU in all conference tournaments.

• **Head Coach Kelvin Sampson** improves to 793-353 in his career and 293-83 during his Houston tenure.

• Sampson moves to 38-21 at conference tournaments during his career. Sampson also improves to 20-9 at Big Eight/Phillips 66 Big 12 Championship with a 4-1 mark with the Cougars.

• Sampson improves to 4-2 against BYU during his career with a 3-1 record with Houston.

• Sampson wins his third straight game and fourth in the last five meetings against BYU.

• Sampson moves to 1-1 in neutral-site games against BYU during his career.

• Sampson moves to 2-0 against BYU Head Coach Kevin Young during their careers.

• Graduate forward **J'Wan Roberts** extends his school record and collects the 145th victory of his collegiate career at Houston.

#### POSTSEASON CHAMPIONSHIP HISTORY

• In 2024-25, the Cougars are competing in their conference postseason tournament for the 20th time in the last 21 seasons and the 46th time in the last 48 seasons... Only an absence from the 2020 American Championship (COVID-19 pandemic) and the 2004 Conference USA Championship prevents a perfect streak.

• Houston has posted a 58-39 record during conference postseason tournaments during its history... That includes a 3-1 record in the Big 12; a 14-7 mark in the American Athletic Conference; a 13-15 record in Conference USA play and a 28-16 tally in the Southwest Conference.

• This marks the seventh consecutive season in which Houston has advanced to the Semifinals of its conference tournament (first two in Big 12, last five in American Athletic Conference).

• During its conference postseason history, Houston has advanced to the Semifinals 26 times, made 17 Title Game appearances and won eight tournament titles.

**vs. BYU:** Friday's game will be the first time that Houston has faced the BYU at a conference tournament.

#### BIG 12 CHAMPIONSHIP HISTORY

• The 2025 Phillips 66 Big 12 Championship appearance is the second in Houston history.

• Houston has posted a 3-1 record at the Big 12 Championship during its history.

#### HOME SWEET HOME

*Since 2015-16, the Cougars have posted a 155-15 (.912) record while competing in three different home venues, including a 128-7 (.948) mark in the last 7+ seasons.*

*Houston is 109-7 (.940) in the Fertitta Center during the facility's history*

Season	Record	Venue (Record)
2024-25	16-1	Fertitta Center
2023-24	17-0	Fertitta Center
2022-23	16-2	Fertitta Center
2021-22	16-1	Fertitta Center
2020-21	15-0	Fertitta Center
2019-20	14-2	Fertitta Center
2018-19	19-1	Fertitta Center (15-1) / H&PE Arena (4-0)
2017-18	15-0	H&PE Arena
2016-17	12-5	Hofheinz Pavilion (12-4) / H&PE Arena (0-1)
2015-16	15-3	Hofheinz Pavilion
<b>Totals</b>	<b>155-15</b>	<b>Fertitta Center (109-7); H&amp;PE Arena (19-1); Hofheinz Pavilion (27-7)</b>

• This marks the second straight season in which the Cougars advanced to the Phillips 66 Big 12 Championship Semifinals

• This marks the second straight season in which Houston has competed at the Phillips 66 Big 12 Championship as the No. 1 seed.

• A year ago, the Cougars claimed wins over (8) TCU and #25/23 (4) Texas Tech before falling in the Title Game to #7/8 (2) Iowa State inside T-Mobile Center in Kansas City, Mo.

**vs. BYU:** Friday's game will be the first time that Houston has faced BYU in the Phillips 66 Big 12 Championship.

#### KELVIN SAMPSON at CONFERENCE CHAMPIONSHIPS

• **Head Coach Kelvin Sampson** leads his 25th team into a conference postseason championship in 2024-25.

• With Thursday's win over (16) Colorado, Sampson has posted a 37-21 all-time record in conference championships.

• That includes a 2-3 mark in the Pac-10 (Washington State); 18-9 mark in the Big Eight/Big 12 (Oklahoma); 0-1 mark in the Big Ten (Indiana); 14-7 mark in the American Athletic Conference (Houston) and a 3-1 record in the Big 12 (Houston).

• In his career, Sampson has led five teams to conference tournament championships (**Houston** – 2022, 2021; **Oklahoma** – 2003, 2002, 2001).

• Guided 11 teams to conference tournament title games (**Houston** – 2024, 2023, 2022, 2021, 2019, 2018; **Oklahoma** – 2000, 2003, 2002, 2001, 1998).

#### HOUSTON by SEEDING at CONFERENCE CHAMPIONSHIPS

• This marks the seventh time that Houston has been seeded No. 1 at a conference championship (2025, 2024 **Big 12**; 2023,

2022, 2019 **American**; 1984, 1983 **SWC**).

• With Thursday's win over (16) Colorado Houston is 14-3 when competing as a No. 1 seed at a conference Championship.

• This marks the fourth straight season in which Houston has been a No. 1 seed at a conference Championship.

• This is the fifth time Houston has competed as a No. 1 seed under **Head Coach Kelvin Sampson**.

• In its most recent tournament as the No. 1 seed, Houston claimed wins over (8) TCU and #25/23 (4) Texas Tech before falling in the Title Game to #7/8 (2) Iowa State inside T-Mobile Center in Kansas City, Mo.

• The Cougars captured the 1984 and the 1983 Southwest Conference Championship titles as the No. 1 seed with a pair of victories each season.

#### HOUSTON vs. SEEDING at CONFERENCE CHAMPIONSHIPS

**vs. #4:** Houston has posted a 7-1 record against the #4 seed during its conference tournament history.

• This marks the third straight season in which Houston will face the #4 seed at a conference tournament.

• Houston has won its last four games against the #4 seed at a conference tournament. Only a 76-69 loss to (4) Tulane during the Conference USA Championship inside The Pyramid in Memphis, Tenn., on March 9, 2000, prevents a longer streak.

• In its most recent meeting against the #4 seed, the Cougars claimed an 82-59 win over #25/23 (4) Texas Tech in the Phillips 66 Big 12 Championship Semifinals inside T-Mobile Center in Kansas City, Mo., on March 15, 2024.

• In its first meeting against the #4 seed at a conference tournament, Houston claimed a 93-82 win against (4) Texas Tech inside The Summit in Houston during the Southwest Conference Tournament on March 2, 1978.

**vs. #16:** Thursday's game against (16) Colorado marked the first time Houston faced the #16 seed at a Conference Championship.

#### WINNINGEST TEXAS NCAA DIVISION I TEAMS since 2015-16 (through March 13, 2025)

Rk.	School	W-L	Pct.
1.	<b>Houston</b>	<b>279-64</b>	<b>.813</b>
2.	<b>Baylor</b>	<b>235-98</b>	<b>.706</b>
3.	<b>Texas Tech</b>	<b>222-112</b>	<b>.665</b>
4.	Stephen F. Austin	205-107	.657
6.	Texas	200-134	.599
5.	<b>Texas A&amp;M</b>	<b>199-127</b>	<b>.610</b>
t7.	North Texas	197-129	.604
t7.	Sam Houston	197-131	.601
9.	SMU	194-114	.630
10.	<b>TCU</b>	<b>188-147</b>	<b>.561</b>
11.	Texas State	185-137	.575
12.	Abilene Christian	183-135	.575
13.	Tarleton State	182-124	.595



## BOUNCING BACK

• Under **Head Coach Kelvin Sampson's** leadership, the Cougars have posted a 31-2 record, including 23 straight wins at one point, in games following a regular-season loss since Feb. 1, 2017.

• The Cougars have won handily in those games, winning by an average of 18.7 points per game (616 points in 33 games).

• In their most recent game following a regular-season loss, the Cougars took a 72-63 win over Oklahoma State inside Fertitta Center in Houston on Feb. 4. That victory came after an 82-81 loss in overtime to Texas Tech inside Fertitta Center on Feb. 1.

• Houston has lost consecutive games only twice since Feb. 1, 2017.

• In the most recent losing streak during the 2023-24 season, the Cougars fell 57-53 at Iowa State (Jan. 9, 2024) and lost at TCU, 68-67 (Jan. 13, 2024).

• Houston went on to win 14 of its next 15 Big 12 Conference games to capture the regular-season championship in its first year in the league.

## HOUSTON in NATIONAL POLLS

• Houston stood at #2 in both the Associated Press (1,427 pts.) and the *USA TODAY Sports* Coaches (729 pts.) polls, as of March 10.

• The Cougars received five first-place votes in the AP poll and two first-place votes in the *USA TODAY Sports* Coaches poll.

• With the March 10 rankings, Houston was ranked in the AP Top 25 for the 249th week in program history.

• With the March 10 rankings, Houston owns the nation's longest active streak of being ranked at 104 consecutive weeks. Gonzaga previously held the honor at 143 straight weeks before falling out of the Jan. 15, 2024, poll.

**Record when Ranked:** With its March 13 win over (16) Colorado during the Phillips 66 Big 12 Championship Quarterfinals, Houston is 381-83 when playing as a ranked team in program history.

**Top 10 Streaks:** With the Dec. 2 rankings, the Cougars moved out of the AP Top 10 for the first time since the final AP poll of the 2021-22 season on March 14, 2022.

• That snapped Houston's school-record streak of 44 consecutive weeks in the Top 10. The previous record was 33 straight weeks in the AP Top 10 from Nov. 27, 1967 through Dec. 2, 1969.

**as #2:** Houston is 32-5 when competing as the #2 (AP) team during its history.

• The Cougars' #2 ranking is the highest Houston has stood during the 2024-25 season.

• The March 10 rankings marked the 13th week overall – including each of the last nine – in which Houston was ranked among the nation's Top-10 leaders in at least one poll.

• Houston is 1-0 as the #2 (AP) team during the 2024-25 season.

• The Cougars have won five of their last six games as the #2 (AP) team. Only a 54-51 to #13/14 (4) Duke during the NCAA Tournament South Region Sweet 16 inside American Airlines Center in Dallas on March 29, 2024, prevents a longer streak.

• In its first game as the #2 (AP) team, the Cougars dropped enjoyed a 110-79 win over Sacramento State in Houston on Dec. 2, 1967.

**Weekly Streaks:** With the March 10 rankings, the Cougars extended their school record with their 104th consecutive week ranked among the AP Top 25. The previous mark was 35 straight weeks in the poll from

## KENPOM.COM TOP 20 in BOTH OFFENSIVE & DEFENSIVE EFFICIENCIES through March 13, 2025

School	OFF.	Rk.	DEF.	Rk.
<b>Houston</b>	<b>123.6</b>	<b>11th</b>	<b>88.9</b>	<b>3rd</b>
Duke	128.7	2nd	89.9	4th
Auburn	129.6	1st	93.8	13th
Florida	126.9	4th	92.3	9th
Iowa State	119.4	19th	92.4	10th

**Season Streaks:** This is the eighth straight season in which Houston was ranked for at least one week.

• The Cougars have been ranked in both final national polls in each of the last six seasons, a first in program history.

**Preseason:** This was the fifth straight season in which the Cougars were ranked in both national preseason polls.

• That is the longest streak since the Cougars were ranked in the AP preseason poll for eight consecutive seasons from 1966 to 1974.

## HOUSTON vs. RANKED OPPONENTS

• Houston has posted a 94-189 record against ranked opponents during its history.

• The Cougars are 5-3 against ranked opponents during the 2024-25 season.

• Houston has won five of its last six games against ranked opponents in 2024-25. Only an 82-81 loss in overtime to Texas Tech inside Fertitta Center in Houston on Feb. 1 prevents a longer streak.

• In its most recent action against a ranked opponent, Houston took a 69-61 win at #10/10 Texas Tech in Lubbock, Texas, on Feb. 24.

## 30-POINT GAMES

Player	2024-25	Career
Mylik Wilson	0	1 [1-0]
LJ Cryer	1	2 [0-2]
Emanuel Sharp	0	1 [1-0]

## 20-POINT GAMES

Player	2024-25	Career
LJ Cryer	9 [3] [6-3]	34 [29-5]
J'Wan Roberts	5 [5-0]	10 [9-1]
Emanuel Sharp	1 [0-1]	7 [5-2]
Mylik Wilson	0 [0-0]	5 [5-0]
Milos Uzan	1 [1-0]	2 [1-1]
Ja'Vier Francis	0 [0-0]	1 [1-0]

## DOUBLE-FIGURE SCORING GAMES

Player	2024-25	Career
LJ Cryer	24 [4] [21-3]	88 [71-17]
J'Wan Roberts	18 [15-3]	60 [54-6]
Emanuel Sharp	21 [3] [18-3]	52 [47-5]
Milos Uzan	21 [3] [18-3]	48 [31-17]
Mylik Wilson	6 [6-0]	45 [32-13]
Terrance Arceneaux	12 [12-0]	16 [16-0]
Ja'Vier Francis	1 [1-0]	14 [14-0]
Joseph Tugler	5 [1] [4-1]	6 [5-1]
Ramon Walker Jr.	1 [1-0]	5 [5-0]
Mercy Miller	1 [1-0]	1 [1-0]

## DOUBLE-DOUBLES

Player	2024-25	Career
J'Wan Roberts	3 [3-0]	16 [14-2]
Ja'Vier Francis	1 [1-0]	4 [4-0]
Joseph Tugler	1 [1-0]	1 [1-0]
Milos Uzan	0	1 [1-0]

## 20-REBOUND GAMES

Player	2024-25	Career
J'Wan Roberts	0 [0-0]	1 [1-0]

## DOUBLE-FIGURE REBOUNDING GAMES

Player	2024-25	Career
J'Wan Roberts	5 [4-1]	27 [23-4]
Joseph Tugler	2 [2-0]	2 [2-0]
Mylik Wilson	1 [1-0]	8 [7-1]
Ja'Vier Francis	1 [1-0]	4 [4-0]
Terrance Arceneaux	0 [0-0]	1 [1-0]
Milos Uzan	0	1 [1-0]

## DOUBLE-FIGURE ASSIST GAMES

Player	2024-25	Career
Milos Uzan	1 [1-0]	2 [1-0/1-0]

**Bold** – Totals | **( )** – current streak | **[ ]** records

1967 to 1969.

• The Cougars have appeared in every AP Top 25 poll since Jan. 20, 2020 and own the nation's longest active streak.

• Houston has appeared in the Coaches poll for 86 consecutive weeks, dating back to March 2, 2020.

• The Jan. 13, 2020, polls were the last time Houston did not appear in either the AP or Coaches Top 25 polls.

## ABOUT BYU

• BYU brings a 24-8 overall record and 14-6 mark in Big 12 Conference play into Friday's Semifinal.

• The Buffaloes tied with Arizona for third in the Big 12 standings and are playing as the No. 4 seed at the Phillips 66 Big 12 Championship.

• Arizona is 3-1 in neutral site games and 9-6 in non-home games during the 2024-25 season.

• BYU has won its last nine games.

• In its most recent action, BYU took a 96-92 win over #12/12 (4) Iowa State during the Phillips 66 Big 12 Championship Quarterfinals inside T-Mobile Center on Thursday afternoon.

• Against Iowa State, junior forward Richie Saunders led BYU with 23 points on 6-of-12 shooting from the field and 8-8 shooting from the free throw line. Senior center Fousseyni Traore totaled 15 points with two rebounds while graduate guard Trevin Knell added 14 points with three assists. Junior center Keba Keita scored nine points and led all players with 10 rebounds while junior guard Dallin Hall posted a game-high seven assists.

• This season, Saunders leads BYU with 16.2 points and 1.2 steals per game. Freshman guard Egor Demin is second on the team with 10.5 points per game and tops BYU with 5.5 assists per contest. Keita leads the team with 7.8 rebounds and 1.0 blocks per game.

**Head Coach:** Kevin Young is in his first season at BYU and as a collegiate head coach.

• Young has built a 24-8 record during his career.

• Young has an 0-1 record against Houston during his career.

• Young has an 0-1 record against Houston **Head Coach Kelvin Sampson** during their careers.

• 2004 graduate of Clayton State.

## COUGARS AMONG STATISTICAL LEADERS

*National rankings (through March 13, 2025)  
Big 12 rankings (through March 13, 2025)  
Big 12 leader in bold*

## TEAM

Category	Mark	Big 12 Rank	National Rank
<b>AP</b> (as of March 10, 2025)	<b>#2</b>	<b>1st</b>	<b>#2</b>
<b>USA TODAY Sports Coaches</b> (as of March 10, 2025)	<b>#2</b>	<b>1st</b>	<b>#2</b>
<b>NET</b> (thru March 13, 2025)	<b>#3</b>	<b>1st</b>	<b>#3</b>
<b>KenPom</b> (thru March 13, 2025)	<b>+34.72</b>	<b>1st</b>	<b>3rd</b>
<b>Offensive Efficiency</b>	123.6	3rd	11th
<b>Defensive Efficiency</b>	<b>88.9</b>	<b>1st</b>	<b>3rd</b>
<b>ESPN BPI</b> (thru March 13, 2025)	<b>23.6</b>	<b>1st</b>	<b>2nd</b>
<b>W-L Percentage</b>	<b>.875</b>	<b>1st</b>	<b>3rd</b>
<b>12 W-L Percentage</b>	<b>.950</b>	<b>1st</b>	<b>---</b>
<b>Scoring Offense</b>	74.3	9th	161st
<b>Scoring Defense</b>	<b>58.4</b>	<b>1st</b>	<b>2nd</b>
<b>Scoring Margin</b>	<b>+15.8</b>	<b>1st</b>	<b>5th</b>
<b>FG Pct.</b>	46.0	6th	109th
<b>Opp. FG Pct.</b>	<b>38.3</b>	<b>1st</b>	<b>4th</b>
<b>3-Pt. Pct.</b>	<b>39.8</b>	<b>1st</b>	<b>2nd</b>
<b>3-Pt. FGs per Game</b>	8.0	8th	145th
<b>Opp. 3-Pt. Pct.</b>	31.3	4th	60th
<b>FT Pct.</b>	73.5	7th	127th
<b>Opp. FT Pct.</b>	70.3	5th	---
<b>Total Rebounds</b>	36.2	7th	126th
<b>Total Rebounds Allowed</b>	<b>31.3</b>	<b>1st</b>	<b>---</b>
<b>Rebounding Margin</b>	+5.0	4th	39th
<b>Offensive Rebounds</b>	12.4	3rd	126th
<b>Offensive Rebound Pct.</b>	<b>36.6</b>	<b>1st</b>	<b>---</b>
<b>Defensive Rebounds</b>	23.8	11th	252nd
<b>Defensive Rebound Pct.</b>	70.8	8th	---
<b>Assists</b>	12.3	15th	274th
<b>Steals</b>	8.0	3rd	56th
<b>Blocked Shots</b>	4.6	2nd	37th
<b>Turnovers</b>	<b>9.3</b>	<b>1st</b>	<b>9th</b>
<b>Turnover Margin</b>	<b>+4.5</b>	<b>1st</b>	<b>7th</b>
<b>Turnovers Forced</b>	13.9	3rd	50th
<b>Assist/Turnover Ratio</b>	1.31	8th	92nd

## INDIVIDUAL

Category	Mark	Big 12 Rank	National Rank
<b>SCORING</b>			
LJ Cryer	15.3	10th	241st
Emanuel Sharp	13.0	---	669th
J'Wan Roberts	11.0	---	832nd
Milos Uzan	10.8	---	865th

## REBOUNDS

J'Wan Roberts	6.3	14th	265th
Joseph Tugler	5.8	18th	342nd

## FIELD-GOAL PERCENTAGE

LJ Cryer	42.0	11th	300th
----------	------	------	-------

## ASSISTS

Milos Uzan	4.3	7th	108th
------------	-----	-----	-------

## FREE THROW PERCENTAGE

Emanuel Sharp	88.9	2nd	23rd
---------------	------	-----	------

## STEALS

Emanuel Sharp	1.4	---	275th
Mylik Wilson	1.3	---	347th

## 3-POINT FIELD GOAL PERCENTAGE

<b>LJ Cryer</b>	<b>42.8</b>	<b>1st</b>	<b>18th</b>
-----------------	-------------	------------	-------------

## 3-POINT FIELD GOALS MADE

LJ Cryer	2.97	2nd	39th
Emanuel Sharp	2.28	11th	176th

## BLOCKED SHOTS

Joseph Tugler	2.0	3rd	24th
Ja'Vier Francis	0.9	---	298th

## ASSIST/TURNOVER RATIO

Milos Uzan	3.00	3rd	10th
------------	------	-----	------

## OFFENSIVE REBOUNDS

Joseph Tugler	2.65	9th	104th
J'Wan Roberts	2.42	11th	149th

## DEFENSIVE REBOUNDS

None			
------	--	--	--

## MINUTES PLAYED

LJ Cryer	32:12	12th	298th
----------	-------	------	-------

## DOUBLE-DOUBLES

J'Wan Roberts	3	t-14th	295th
Joseph Tugler	1	t-29th	---
Ja'Vier Francis	1	t-29th	---

### CONSECUTIVE GAMES/STARTS STREAKS

Player	Consecutive Games	Consecutive Starts	Career Starts
J'Wan Roberts	90 (21)	35 (21)	104
Milos Uzan	96/32 / 96/32	82/32 / (82/32)	87
LJ Cryer	92 (92)	92 (92)	103
Emanuel Sharp	80 (9)	23 (2)	60
Mylik Wilson	57 (57)	1	1
Ja'Vier Francis	39 (31)	37	45
Ramon Walker Jr.	33	2	2
Joseph Tugler	32 (32)	22 (2)	26
Terrance Arceneaux	31 (31)	3	5
Cedric Lath	10	0	0
Mercy Miller	8	0	0
Kordelius Jefferson	7	0	0
Jacob McFarland	0	0	0
Chase McCarty	0	0	0

Career highs in **bold** | ( ) indicates current streak  
[ ] career total, including previous schools

### SERIES HISTORY vs. BYU

• Houston owns a 7-3 lead against BYU in the series, which began during the 1963-64 season.

• This is the first season in which the two schools met as Big 12 Conference rivals.

• Houston has won the last two and four of the last five meetings against BYU. Only a 72-71 loss in Fertitta Center on Houston on Nov. 15, 2019, prevents a longer streak.

• In the most recent meeting, Houston took a 86-55 win inside Fertitta Center in Houston on Jan. 4.

• In the first meeting against BYU, Houston dropped a 111-82 decision in Provo, Utah, on Dec. 4, 1965.

**at Neutral Site:** The series is tied at 1-1 in neutral-site games.

• In the most recent meeting at a neutral site, BYU took an 84-77 win at the Pillsbury Classic in Minneapolis on Dec. 30, 1978.

• In the first meeting at a neutral venue, Houston enjoyed a 98-75 win at the Cable Car Classic in San Francisco on Dec. 14, 1968.

**in Conference Championship:** Friday's game will be the first time Houston has faced BYU at a Conference Championship.

### KELVIN SAMPSON vs. BYU

• Houston **Head Coach Kelvin Sampson** has posted a 3-2 record against BYU his career.

• That includes a 3-1 mark with Houston and an 0-1 mark with Washington State.

• Sampson's teams have won the last two and three of the last four meetings against BYU. Only a 72-71 loss in Fertitta Center on Nov. 16, 2019, prevents a longer streak.

• In the most recent meeting, Sampson's 2024-25 Houston claimed an 86-55 win in inside Fertitta Center in Houston on Jan. 4.

• In his first meeting against BYU, Sampson's 1987-88 Washington State team dropped a 60-54 decision in Pullman, Wash., on Dec. 3 1987.

**at Neutral Site:** Friday's game will be the first time Sampson has faced BYU at a neutral site during his career.

**at Conference Championship:** Friday's game will be the first time Sampson has faced BYU in a conference championship during his career.

### KELVIN SAMPSON vs. KEVIN YOUNG

• Houston **Head Coach Kelvin Sampson** has posted a 1-0 record against BYU Head Coach Kevin Young during their careers.

• In the lone previous meeting, Sampson's 2024-25 Houston team claimed an 86-55 win inside Fertitta Center in Houston on Jan. 4

**at Neutral Site:** Friday's game will be the first time that Sampson has faced Young at a neutral site.

**at Conference Championship:** Friday's game will be the first time that Sampson has faced Young at a Conference Championship.

### LONGEST ROAD WINNING STREAKS in BIG 12 CONFERENCE GAMES

Rk.	No.	School	Dates
1.	14	Houston	Feb. 10, 2024 -
t2.	11	Kansas	Jan. 8, 2020 - Jan. 5, 2021
t2.	11	Kansas	Feb. 25, 2001 - Jan. 6, 2003

### LONGEST WINNING STREAKS in BIG 12 CONFERENCE GAMES

Rk.	No.	School	Dates
1.	23	Kansas	Feb. 20, 2001 - Jan. 18, 2003
2.	18	Houston	Feb. 6, 2024 - Feb. 1, 2025
t3.	17	Kansas	Feb. 3, 2016 - Jan. 21, 2017
t3.	17	Kansas	Jan. 14, 2020 - Dec. 22, 2020
t5.	15	Kansas	Jan. 24, 1998 - Jan. 18, 1999
t5.	15	Kansas	Feb. 9, 2012 - Jan. 28, 2013

had 18 points, sophomore guard **Terrance Arceneaux** scored 15 and #14/14 Houston beat BYU, 86-55, inside Fertitta Center for its sixth straight win.

• Graduate guard **Mylik Wilson** had 12 points as Houston shot 49% overall and 47% on 3-pointers. The 16 made treys were a season high for Houston.

• Graduate forward **J'Wan Roberts** posted six points against the Cougars and now has 985 points during his award-winning career. The St. Thomas, V.I., native needs only 15 more points to become the 52nd member of the Houston's 1,000-Point Club.

• With Saturday's win, the Cougars won their 30th consecutive home game for the nation's longest active streak and collected their 15th straight conference home victory.

• Houston outrebounded BYU 37-24.

• Trevin Knell had 12 points and Richie Saunders scored nine for BYU, which had its four-game winning streak snapped. BYU shot 37.5%

### 2024-25 BIG 12 CONFERENCE POSTSEASON AWARDS

**Player of the Year:** JT Toppin, Texas Tech

**Defensive Player of the Year:** Joseph Tugler, Houston

**Scholar-Athlete of the Year:** LJ Cryer, Houston

**Freshman of the Year:** VJ Edgecombe, Baylor

**Newcomer of the Year:** JT Toppin, Texas Tech

**Sixth Man Award:** Curtis Jones, Iowa State

**Most Improved:** Richie Saunders, BYU

**Coach of the Year:** Kelvin Sampson, Houston

#### All-Big 12 First Team

**LJ Cryer, Houston**

**J'Wan Roberts, Houston**

Caleb Love, Arizona

Norchad Omier, Baylor

Richie Saunders, BYU

Curtis Jones, Iowa State

Hunter Dickinson, Kansas

JT Toppin, Texas Tech\*

Darriion Williams, Texas Tech

Javon Small, West Virginia

#### All-Big 12 Second Team

**Milos Uzan, Houston**

VJ Edgecombe, Baylor

Keyshawn Hall, UCF

Joshua Jefferson, Iowa State

Chance McMillian, Texas Tech

#### All-Big 12 Third Team

**Joseph Tugler, Houston**

Zeke Mayo, Kansas

Coleman Hawkins, Kansas State

Keshon Gilbert, Iowa State

Tamin Lipsey, Iowa State

#### All-Big 12 Honorable Mention

**Emanuel Sharp, Houston;** Tobe Awaka, Arizona; Henri Veesaar, Arizona; Robert Wright, Baylor; Egor Demin, BYU; Darius Johnson, UCF; Jizzle James, Cincinnati; Julian Hammond III, Colorado; Kansas: Dajuan Harris Jr, Kansas.; David N'Guessan, Kansas State; Bryce Thompson, Oklahoma State; Noah Reynolds, TCU; Ernest Udeh Jr., TCU; Gabe Madsen, Utah

#### All-Defensive Team

**J'Wan Roberts, Houston**

**Joseph Tugler, Houston**

Jayden Quaintance, Arizona State

Tamin Lipsey, Iowa State

Sencire Harris, West Virginia

#### All-Freshman Team

Jayden Quaintance, Arizona State

VJ Edgecombe, Baylor

Robert Wright, Baylor

Egor Demin, BYU

Christian Anderson, Texas Tech

#### All-Newcomer Team

Norchad Omier, Baylor

Keyshawn Hall, UCF

Joshua Jefferson, Iowa State

Zeke Mayo, Kansas

JT Toppin, Texas Tech

overall and 33% on 3-pointers.

• Houston recorded its second biggest win against BYU in the series history and won for the fifth time in the last six meetings against the Cougars. Saturday's 31-point victory trailed only Houston's 102-69 win in Houston on Dec. 16, 1967.

### COUGARS in the PROS



NBA

Player	Years at UH	Current Team
Quentin Grimes	2019-21	Dallas Mavericks
Taze Moore	2021-22	Portland Trail Blazers
Marcus Sasser	2019-23	Detroit Pistons
Jarace Walker	2022-23	Indiana Pacers



### OTHER LEAGUES

Player	Years at UH	Team	League
Armoni Brooks	2016-19	Olimpia Milano	Lega Basket Serie A
Josh Carlton	2021-22	Zhejiang Lions	Chinese Basketball Association
Corey Davis Jr.	2017-19	Vanoli Cremona	Lega Basket Serie A
Devin Davis	2016-18	Panionios	Greek Basket League
Damyean Dotson	2015-17	Aliaga Petkimspor Izmir	Turkish Basketball League
Kyler Edwards	2021-22	JDA Dijon	LNB Elite
Justin Gorham	2018-21	Derthona Basket	Lega Basket Serie A
Rob Gray	2015-18	Scafati Basket	Lega Basket Serie A
Brisen Gresham	2018-21	AEK Larnaca	Cypriot OPAP Basket League
Chris Harris Jr.	2017-20	Frayles de Guasave	Mexican CIBACOPA
Nate Hinton	2018-20	Memphis Hustle	NBA G League
Danrad Knowles	2013-17	Azpetitia Juarist Iraurgi Saski Baloia	Spanish Segunda FEB
Wes VanBeek	2014-18	Aliaga Petkimspor Izmir	Turkish BSL
Fabian White Jr.	2017-22	Manisa Basket	Basketbol Super Ligi



### RECENT NATIONAL STATISTICS RANKINGS through March 13, 2025

National Leader in **Red**  
Top 10 rankings in **Bold**

#### WINNING PERCENTAGE

2024-25	87.5	3rd
2023-24	86.5	5th
2022-23	89.2	2nd
2021-22	84.2	6th
2020-21	87.5	4th
2019-20	74.2	33rd
2018-19	89.2	2nd
2017-18	77.1	20th
2016-17	65.6	68th

#### FIELD GOAL PERCENTAGE DEFENSE

2024-25	38.3	4th
2023-24	37.9	1st
2022-23	36.6	1st
2021-22	37.1	1st
2020-21	37.8	1st
2019-20	38.3	7th
2018-19	36.8	1st
2017-18	39.4	8th
2016-17	40.8	34th

#### SCORING DEFENSE

2024-25	58.4	2nd
2023-24	57.6	1st
2022-23	54.0	2nd
2021-22	58.8	3rd
2020-21	58.2	2nd
2019-20	61.1	11th
2018-19	61.0	7th
2017-18	64.9	18th
2016-17	64.9	30th

#### SCORING MARGIN

2024-25	+15.8	5th
2023-24	+15.9	3rd
2022-23	+17.4	1st
2021-22	+16.1	2nd
2020-21	+17.8	2nd
2019-20	+10.2	26th
2018-19	+14.3	6th
2017-18	+11.8	13th
2016-17	+8.8	35th

#### 3-POINT FIELD GOAL PERCENTAGE DEFENSE

2024-25	31.3	60th
2023-24	30.1	16th
2022-23	27.9	2nd
2021-22	28.8	9th
2020-21	29.0	9th
2019-20	28.6	8th
2018-19	27.9	1st
2017-18	32.3	35th
2016-17	32.9	68th

#### OFFENSIVE REBOUNDS PER GAME

2024-25	12.4	55th
2023-24	13.4	11th
2022-23	12.8	17th
2021-22	13.3	7th
2020-21	14.5	3rd
2019-20	14.4	3rd
2018-19	12.3	34th
2017-18	11.7	68th
2016-17	11.3	109th

### LAST TIME OUT

#2/2 (1) Houston 77, (16) Colorado • Phillips 66 Big 12 Championship Quarterfinals • T-Mobile Center • Kansas City, Mo. • Thursday, March 13, 2025

by Associated Press

• Junior guard **Emanuel Sharp** scored 19 points, and #2/2 Houston overcame an injury to graduate forward **J'Wan Roberts** in the second half to beat Colorado 77-68 inside T-Mobile Center and advance to the Phillips 66 Big 12 Championship Semifinals on Thursday.

• Graduate guard **LJ Cryer** and junior guard **Milos Uzan** added 14 points apiece for the top-seeded Cougars, who will play #17/18 (4) BYU on Friday night for a spot in their second consecutive Phillips Big 12 Championship Title Game.

• The Cougars have won 11 consecutive games and 24 of their last 25 contests since losing in overtime to #22/19 Texas Tech on Feb. 1. That streak includes a win over the Buffaloes in Boulder, Colo., in early February.

• Houston advanced to its seventh straight conference tournament semifinal. It won the American Athletic Conference Championship titles in 2021 and '22.

• With his baseline 3-pointer with 3:21 remaining in the first half, Sharp became the 54th member of Houston's career 1,000-Point Club. He also was the fourth Cougar to reach that milestone in 2024-25, joining Cryer and Roberts (members of Houston's career club) and graduate guard **Mylik Wilson**, who reached that total over his complete collegiate career.

• Roberts, the Cougars' leading rebounder was helped to the locker room, where he was diagnosed with a right ankle sprain, and spent the rest of the game watching from the bench.

• Andrej Jakimovski had 25 points for the Buffaloes, who won twice in the Big 12 tourney as its first No. 16 seed to finish a trying season on a high note. Leading scorer Julian Hammond III managed just nine points on 2-for-13 shooting.

• Colorado lost forward Sebastian Rancik to an injury in the first half. And without another body off the bench, the grind of playing three games in three days was evident as Houston wore the Buffaloes down in the second half.

• Colorado closed within 66-58 with 5 1/3 minutes left before Uzan buried a pair of 3-pointers to give the Cougars a cushion. Houston trailed for only 29 seconds in the game.

### STREAKING at the LINE

• Graduate guard **LJ Cryer** stands as one of the Cougars, the Big 12's and the nation's premier free throw shooters.

• The Katy, Texas, native saw his streak of 26 consecutive made free throws end on his third attempt in the Cougars' win over rv/#25 West Virginia inside Fertitta Center on Jan. 15.

• That was only Cryer's second miss of the season. He has drained 69-of-75 free throw tries for a 92.-percentage.

• Cryer's streak of 26 straight included all 10 vs. #9/9 Alabama (Nov. 26), two tries against Notre Dame (Nov. 27), two tries against San Diego State (Nov. 30), two tries against Butler (Dec. 7), two tries against Texas A&M-Corpus Christi (Dec. 21) and two tries against at Oklahoma State (Dec. 30), four attempts at Kansas State (Jan. 11) and his first two tries against rv/#25 West Virginia (Jan. 15).

### SHARP BEHIND the ARC

• Junior guard **Emanuel Sharp** has established himself as a national leader in 3-point field goal shooting. • Sharp has buried 66-of-157 long-range tries for a 42.0 percentage. He would rank among the national and Big 12 leaders with that total but falls just shy of the qualifying minimums.

• The Tampa, Fla., native drained 10 consecutive 3-pointers earlier this season (final two vs. Auburn [Nov. 9]; both vs. Louisiana [Nov. 13]; all five vs. Hofstra [Nov. 22] and first vs. #11/11 Auburn [Nov. 26]).

### SHARP at the LINE

• In addition to his long-range shooting, Sharp is equally proficient from the charity stripe.

• With an 88.9 percentage (80-of-90) from the free throw line, Sharp stands second among the Cougars and in the Big 12 and ranks 23rd nationally with that total.

• With his free throw miss at the 1:27 mark of the second half in the Feb. 10 win over rv/rv Baylor, Sharp saw his streak of consecutive free throws made snapped at 45.

• Prior to the Feb. 10 game against Baylor, Sharp's last miss at the free throw line came with 15:18 remaining in the game against #9/9 Alabama during the first day of the Players Era Tournament inside MGM Grant Garden Arena in Las Vegas on Nov. 26, 2024.

• Sharp enters Friday's Phillips 66 Big 12 Championship Semifinal game against #17/18 (4) BYU having made 72 of his last 78 free throws (92.3 percent).

• Research into past Houston boxscores is ongoing to determine where Sharp's streak of 45 straight ranks in school history.

### INJURY BUG

• Redshirt freshman center **Jacob McFarland** was lost after suffering a broken leg in practice on Oct. 29.

• McFarland underwent successful surgery that night and has begun the rehabilitation process.

• No timeline has been announced for his return.

• Senior guard **Ramon Walker Jr.** has missed the last 24 games after undergoing surgery on his right hand to repair a tendon following a collision in practice in mid-December.

• Junior guard **Emanuel Sharp** missed games against Oklahoma State (Feb. 4) and at Colorado (Feb. 8) with an ankle injury but returned against rv/rv Baylor (Feb. 10).

• Senior forward **Ja'Vier Francis** missed the season opener at Jackson State with a groin injury. He most recently missed the Cougars' Feb. 4 game at Oklahoma State due to concussion protocols but returned to the lineup at Colorado (Feb. 8).

### LOOKING for SEVEN STRAIGHT

• Houston will be looking to extend its school record-setting NCAA Tournament streak in 2024-25.

• Entering the 2024-25 season, the Cougars have competed in six consecutive NCAA Tournaments (2024 Sweet 16, 2023 Sweet 16, 2022 Elite Eight, 2021 Final Four, 2019 Sweet 16, 2018 Second Round) (The 2020 Tournament was not held due to the COVID-19 pandemic).

• In a program history which features 25 NCAA Tournament berths and six NCAA Final Four appearances, Houston has never competed in seven straight NCAA Tournaments.

• The Cougars competed in 4+ straight NCAA Tournaments five times during the program's history: 2018 to present; 1981 to 1984; 1970 to 1973 and 1965 to 1968).

### RECENT NATIONAL STATISTICS RANKINGS through March 13, 2025

National Leader in **Red**  
Top 10 rankings in **Bold**

#### TURNOVER MARGIN

2024-25	+4.5	7th
2023-24	+6.9	1st
2022-23	+3.7	16th
2021-22	+3.1	25th
2020-21	+3.5	19th
2019-20	+0.3	165th
2018-19	+1.2	110th
2017-18	+1.1	99th
2016-17	+3.8	12th
2015-16	+2.0	52nd

#### TURNOVERS PER GAME

2024-25	9.3	9th
2023-24	8.9	7th
2022-23	10.0	14th
2021-22	11.1	49th
2020-21	10.7	16th
2019-20	11.9	70th
2018-19	11.1	34th
2017-18	11.9	92nd
2016-17	9.8	4th
2015-16	10.4	21st

#### KENPOM EFFICIENCY

2024-25	+34.72	3rd
2023-24	+31.17	2nd
2022-23	+27.72	2nd
2021-22	+27.70	2nd
2020-21	+28.75	5th
2019-20	+20.39	14th
2018-19	+24.13	12th
2017-18	+20.24	18th
2016-17	+13.61	52nd

#### KENPOM OFFENSIVE EFFICIENCY

2024-25	123.6	11th
2023-24	118.9	19th
2022-23	118.1	11th
2021-22	116.8	10th
2020-21	118.3	7th
2019-20	112.7	22nd
2018-19	115.3	19th
2017-18	114.6	38th
2016-17	113.5	39th

#### KENPOM DEFENSIVE EFFICIENCY

2024-25	88.9	3rd
2023-24	87.7	2nd
2022-23	90.4	5th
2021-22	89.1	8th
2020-21	89.6	9th
2019-20	92.3	21st
2018-19	91.2	11th
2017-18	94.4	13th
2016-17	99.9	79th

## HOME SWEET HOME

- The Cougars have made Fertitta Center one of the top homecourt advantages in college basketball.
- With its Feb. 1 overtime loss to #22/19 Texas Tech, Houston saw its 33-game home winning streak come to an end. It was the nation's longest active streak at the time.
- Through games of March 4, Houston has won 38 of its last 39 home games inside Fertitta Center. Only a Feb. 1 loss in overtime to #22/19 Texas Tech prevents a longer streak.
- The Cougars posted a perfect 17-0 home record inside Fertitta Center in 2023-24. It was the 11th undefeated home season in school history and the third under **Head Coach Kelvin Sampson**.
- The Cougars have posted a 109-7 (.940) record inside Fertitta Center since the \$60 million facility opened on Dec. 1, 2018.

## CAPS and GOWNS

- Three Cougars on the 2024-25 roster have already received their bachelor's degrees from the University of Houston.
- Graduate guard **LJ Cryer** received his bachelor's degree in integrated studies in May 2024.
- Graduate guard **Mylik Wilson** earned his bachelor's degree in psychology in May 2024.
- Graduate forward **J'Wan Roberts** received his bachelor's degree in May 2023.
- All three Cougars will do post-baccalaureate work at Houston during the 2024-25 season. Cryer and Wilson will study health while Roberts will study human developmental family sciences.

## STAFF ADDITIONS

- The Cougars welcomed three staff members to the program in 2024-25.
- **Will Finch** joined as associate director of operations and will assist Director of Operations and Program Strategy **Bobby Champagne**.
- Finch replaced **Daniel Hixon**, who left to accept a position with the San Antonio Spurs.
- After wearing #20 as a student-athlete for four years, **Ryan Elvin** will move into an internal operations role on the Cougars' bench in 2024-25.
- North Carolina Central graduates **Justin Whatley** and **Shantelle Willingham** joined the program as internal operations staff and graduate assistant athletics trainer, respectively.

## JERSEY NUMBER CHANGES

- Two Cougars will wear different jersey numbers during the 2024-25 season.
- After wearing #25, sophomore forward **Joseph Tugler** will don #11 this season.
- Redshirt freshman guard **Kordelius Jefferson** sat out the entire 2023-24 season as a redshirt but was listed at #15 on the roster. Jefferson will wear #0 in 2024-25.
- With his debut with the Cougars, junior guard **Milos Uzan** will become the first Houston Men's Basketball student-athlete to wear #7, according to the best Houston records.
- In June 2023, the NCAA made a rule change allowing for student-athletes to wear any number between 0 and 99.

## QUADRUPLE-DIGIT POINTS

- (1) With his jumper in the lane midway through the second half at Kansas State on Jan. 11, graduate forward **J'Wan Roberts**

## MOVING UP

- With Houston's 77-67 win over South Carolina on Dec. 5, 2020, inside the Fertitta Center, **Head Coach Kelvin Sampson** became the second-winningest coach in Houston history.
- Sampson moved past **Pat Foster**, who recorded 142 victories from 1986 to 1993.
- Sampson ranks as Houston's career leader in winning percentage at .779 (292-83 record).

Rk.	Coach	Record	Pct.	Years
1.	Guy V. Lewis	592-279	.680	1956-86
2.	<b>Kelvin Sampson</b>	<b>292-83</b>	<b>.779</b>	<b>2014 -</b>
3.	Pat Foster	142-73	.660	1986-93
4.	Alden Pasche	135-116	.538	1946-56
5.	Tom Penders	121-77	.611	2004-10

Roberts became the 52nd member of Houston's 1,000-Point Club.

- Roberts took a pass from graduate guard **Mylik Wilson** and drained the basket with 11:36 left in the game to reach the milestone.

- Roberts now has 1,216 points to rank 31st in Houston career history.

(2) With his free throw at the 5:43 mark in the first half at UCF on Jan. 18, Wilson hit 1,000 points during his complete collegiate career.

- Wilson has scored 346 points at Houston (2022 - present) with 81 points at Texas Tech (2021-22) and 669 points at Louisiana (2019-21) for a total of 1,096 points during his career.

(3) Already a 1,000-Point scorer in his collegiate career, graduate guard **LJ Cryer** became the 53rd member of the Cougars' 1,000-Point Club.

- Cryer reached 1,000 points in his collegiate career with a 3-pointer at the 14:15 mark of the first half in the Dec. 30, 2023, win against Penn. He joined the Houston Club with a pair of free throws late in the game against Cincinnati inside Fertitta Center on March 1.

- Cryer, who scored 788 points at Baylor from 2020-2023, scored 573 with the Cougars in 2023-24 for a total of 1,047 to rank 49th in Houston career history. Cryer now has 1,835 points during his collegiate career.

(4) With his baseline 3-pointer 3:21 left in the first half, junior guard **Emanuel Sharp** became the 54th member

of Houston's 1,000-Point Club in his collegiate. Sharp now has 1,010 points during his career with the Cougars.

- Prior to Roberts, All-American point guard **Jamal Shad** was the last student-athlete to reach 1,000 points as a Cougar, achieving that total during the 2023-24 season.

## BIG 12 PRESEASON POLL

- For the sixth straight season, Houston was picked among the Top-Two leaders in its conference preseason poll.
- The Cougars received a five first-place votes and 211 points to finish a close second in the Big 12 Coaches Preseason Poll.
- Houston was tabbed as preseason favorite for its last four years in the American Athletic Conference (2019-23).

- Graduate guard **LJ Cryer** and graduate forward **J'Wan Roberts** were named to the Preseason All-Big 12 First Team. Houston was the only school with two student-athletes on the First Team.

## RISING IN THE COACHING RANKS

- **Head Coach Kelvin Sampson** has compiled a 792-353 career record, including a 292-83 mark with the Cougars.
- With Houston's Feb. 22 win over #8/8 Iowa State inside Fertitta Center, Sampson moved into sole possession of 17th in NCAA history (among coaches with 10+ years of Division I experience).
- Sampson broke out of a tie with Lefty Driesell, who recorded 786 wins with Georgia State, James Madison, Maryland and Davidson from 1960 to 2003.
- Up next in the NCAA records book is Rick Byrd, who recorded 805 wins with Belmont, Lincoln Memorial and Maryville (Tenn.) from 1978 to 2021.

## WINNINGEST BIG 12 TEAMS in CONFERENCE PLAY

Rk.	Record	Pct.	School	Year
1.	19-1	.950	<b>Houston</b>	<b>2024-25</b>
2.	17-1	.944	Kansas	2019-20
t3.	16-0	1.000	Kansas	2001-02
	16-2	.889	Kansas	2016-17
	16-2	.889	Kansas	2011-12
t6.	15-3	.833	<b>Houston</b>	<b>2023-24</b>
	15-3	.833	Baylor	2019-20
	15-3	.833	Kansas	2015-16
	15-1	.938	Kansas	2009-10
	15-1	.938	Kansas	1997-98
	15-1	.938	Kansas	1996-97

## WINNINGEST HOUSTON TEAMS in CONFERENCE PLAY

Rk.	Record	Season	Pct.	Conference	Head Coach
1.	19-1	<b>2024-25</b>	.950	<b>Big 12</b>	<b>Kelvin Sampson</b>
2.	17-1	<b>2022-23</b>	.944	<b>American Athletic</b>	<b>Kelvin Sampson</b>
t2.	16-2	<b>2018-19</b>	.889	<b>American Athletic</b>	<b>Kelvin Sampson</b>
	16-0	1982-83	1.000	Southwest	Guy V. Lewis
t5.	15-3	<b>2023-24</b>	.833	<b>Big 12</b>	<b>Kelvin Sampson</b>
	15-3	<b>2021-22</b>	.833	<b>American Athletic</b>	<b>Kelvin Sampson</b>
	15-1	1983-84	.938	Southwest	Guy V. Lewis
	14-3	<b>2020-21</b>	.824	<b>American Athletic</b>	<b>Kelvin Sampson</b>
	14-4	<b>2017-18</b>	.778	<b>American Athletic</b>	<b>Kelvin Sampson</b>
t10.	13-5	<b>2019-20</b>	.722	<b>American Athletic</b>	<b>Kelvin Sampson</b>
	13-3	1989-90	.813	Southwest	Pat Foster
	13-3	1976-77	.813	Southwest	Guy V. Lewis
t13.	12-6	<b>2016-17</b>	.667	<b>American Athletic</b>	<b>Kelvin Sampson</b>
	12-6	<b>2015-16</b>	.667	<b>American Athletic</b>	<b>Kelvin Sampson</b>
t15.	11-5	2007-08	.688	Conference USA	Tom Penders
	11-3	1995-96	.813	Southwest	Alvin Brooks
	11-3	1991-92	.786	Southwest	Pat Foster
	11-5	1981-82	.688	Southwest	Guy V. Lewis
	11-5	1977-78	.688	Southwest	Guy V. Lewis
	11-1	1946-47	.917	Lone Star	Alden Pasche

## IN THE NBA RANKS

- Five Cougars started the 2024-25 season on NBA rosters.
- That group includes **Quentin Grimes** (Dallas Mavericks), **Marcus Sasser** (Detroit Pistons), **Jarace Walker** (Indiana Pacers), guard **Taze Moore** (Portland Trail Blazers) and guard **Jamal Shad** (Toronto Raptors).
- Grimes is in his first season with the Dallas Mavericks after being taken with the No. 25 overall pick in the First Round of the 2021 NBA Draft by the New York Knicks. He became the first Cougar to be taken in the First Round since **Greg Anderson** was taken in 1987 by the San Antonio Spurs.

- Sasser is in his second season with the Pistons after being taken with the No. 25 pick of the 2023 NBA Draft.

- Walker is in his second season with the Pacers after being taken with the No. 8 pick of the 2023 NBA Draft. He was the highest Cougar taken in the Draft since Hall of Fame center **Hakeem Olajuwon** was taken at No. 1 by the Houston Rockets in 1984.

- Shad is in his rookie season with the Raptors after being taken in the Second Round with the No. 45 overall pick.

- Moore is in his second season with the Trail Blazers. He competed in four games during the 2023-24 season after signing a

two-way contract in September 2024.

## JOINING TWO 1,000 CLUBS in 2024-25

- Graduate forward **J'Wan Roberts** joined two Houston career 1,000 Club during the 2024-25 season.
- With 1,218 points to date, Roberts became the 52nd member of Houston's career 1,000-Point Club.
- With 1,008 rebounds to date, Roberts also joined Houston's career 1,000-Rebound Club. Only four student-athletes have snared 1,000 rebounds during their Houston career.
- Roberts became only the fourth Cougar in school history to reach quadruple digits in both categories.
- He joined legendary centers **Elvin Hayes** (2,884 pts., 1,602 rebs., 1965-68), **Hakeem Olajuwon** (1,332 pts., 1,067 rebs., 1981-84) and **Greg Anderson** (1,662 pts., 1,045 rebs., 1983-87) as the only student-athletes to accomplish that feat.

## HOUSTON'S MOST PLAYED OPPONENTS through March 10, 2025

Rk.	G	Opponent	W-L	Pct.	Current Strk	First Game	Last Game
1.	92	SMU	58-34	.630	W3	1955-56	2022-23
2.	87	Texas A&M	55-32	.632	W2	1946-47	2023-24
3.	84	Rice	66-18	.786	W7	1971-72	2023-24
4.	76	<b>TCU</b>	<b>50-26</b>	<b>.658</b>	<b>W2</b>	<b>1955-56</b>	<b>2024-25</b>
5.	66	Texas	34-32	.515	W3	1949-50	2023-24
6.	61	Tulsa	32-29	.525	W4	1950-51	2022-23
7.	60	<b>Texas Tech</b>	<b>32-28</b>	<b>.533</b>	<b>W1</b>	<b>1960-61</b>	<b>2024-25</b>
8.	59	Memphis	23-36	.390	L1	1956-57	2022-23
9.	57	<b>Baylor</b>	<b>41-16</b>	<b>.719</b>	<b>W4</b>	<b>1952-53</b>	<b>2024-25</b>
t10.	50	<b>Cincinnati</b>	<b>17-33</b>	<b>.340</b>	<b>W12</b>	<b>1957-58</b>	<b>2024-25</b>
t10.	50	Tulane	32-18	.640	W11	1946-47	2022-23

2024-25 opponents in bold



## 167... AND COUNTING

• When he stepped on the court and the ball was tipped at Kansas State on Jan. 11, graduate forward **J'Wan Roberts** added another Houston career record to his resume.

• In that win against Kansas State, Roberts competed in the 150th game of his Houston career to set the school mark.

• Roberts broke out of a tie with forward **Fabian White Jr.** (2017-22), who competed in 149 games during his award-winning career.

• Entering Friday's game in the Phillips 66 Big 12 Championship Semifinals against (4) BYU, Roberts has competed in 167 games during his Houston career.

## MAKING HISTORY

• Now in his sixth year at Houston, graduate forward **J'Wan Roberts** has etched his name atop the Cougars' winningest student-athletes.

• During his award-winning career, Roberts has compiled a 144-23 (.862) record at Houston, entering Friday's Phillips 66 Big 12 Championship Semifinal vs. (4) BYU.

• With Houston's win over Butler during the Big 12-Big East Challenge inside Fertitta Center on Dec. 7, Roberts broke out of a tie with forward **Fabian White Jr.** to become the winningest student-athlete in program history.

• White posted a 121-28 record during his Houston career from 2017 to 2022.

## FINE in FERTITTA CENTER

• With the Cougars' 97-40 win over Jackson State inside Fertitta Center on Nov. 4, graduate forward **J'Wan Roberts** etched his name in the Houston records book.

## 2024-25 PRESEASON BIG 12 CONFERENCE COACHES POLL

Rk.	School (First-place votes)	Pts.
1.	Kansas (9)	215
2.	<b>Houston (5)</b>	<b>211</b>
3.	Iowa State (1)	194
4.	Baylor	185
5.	Arizona (1)	179
6.	Cincinnati	140
7.	Texas Tech	135
8.	Kansas State	133
9.	BYU	116
10.	TCU	90
11.	UCF	83
12.	Arizona State	64
13.	West Virginia	62
14.	Oklahoma State	46
15.	Colorado	37
16.	Utah	30

## PRESEASON PLAYER of the YEAR

Hunter Dickinson • Center • Kansas

## PRESEASON CO-NEWCOMERS of the YEAR

Jeremy Roach • Guard • Baylor  
Coleman Hawkins • Wing • Kansas State

## FRESHMAN of the YEAR

VJ Edgcombe • Guard • Baylor

## PRESEASON ALL-BIG 12 TEAMS

### First Team

Pos.	Player	Cl.	School
F	<b>J'Wan Roberts</b>	Gr.	<b>Houston</b>
G	<b>LJ Cryer</b>	Sr.	<b>Houston</b>
C	Hunter Dickinson	Gr.	Kansas
G	Caleb Love	5th	Arizona
G	Tamin Lipsey	Jr.	Iowa State

### Second Team

Pos.	Player	Cl.	School
F	Norchad Omier	Sr.	Baylor
G	Jeremy Roach	5th	Baylor
G	Keshon Gilbert	Sr.	Iowa State
G	Dajuan Harris	Gr.	Kansas

• With Houston's March 3 win over Kansas, Roberts has posted a 77-4 record inside Fertitta Center during his career.

• In Houston's Nov. 4 win over Jackson State, Roberts broke out of a tie with point guard **Jamal Shead** to become the Fertitta Center's winningest student-athlete.

• Roberts became the first member of the Fertitta Center 50-Win Club against Montana on Nov. 24, 2023.

## UNDER the BOARDS

• When the shot goes up, graduate forward **J'Wan Roberts** is working to get to that rebound.

• This season, Roberts leads Houston and ranks 14th in the Big 12 with 6.3 rebounds per game.

• In 2023-24, the St. Thomas, U.S. Virgin Islands, native led the Cougars and ranked sixth in the Big 12 with 6.8 rebounds per game.

• Roberts was one of only three student-athletes to stand among the Big 12 Top-10 leaders in both offensive **AND** defensive rebounding.

• Roberts was third with 2.64 offensive rebounds per game and finished 10th with 4.17 defensive boards per contest.

• Roberts joined Kansas' Hunter Dickinson (2.58, 5th; 8.36 drpg, 1st) and Cincinnati's Aziz Bandaogo (2.28 orgp, 9th; 5.17 drpg, 6th) in that exclusive group.

## LJ for THREEEEEEE!!!!

• One of the nation's premier 3-pointer shooters, graduate guard **LJ Cryer** started the 2024-25 season on a hot streak with four treys in six attempts during Houston's season-opening win over Jackson State inside Fertitta Center on Nov. 4.

• In 2024-25, Cryer leads the league with a 42.8 (95-for-222) 3-point field goal percentage. The Katy, Texas, native also leads Houston and is second in the Big 12 with 3.0 3-point field goals per game.

• Cryer has drained at least one trey in all but two games with multiple 3-pointers in all but six games in 2024-25.

• He enters Thursday's Phillips 66 Big 12 Championship Quarterfinal having drained 3+ 3-pointers in nine of his last 12 contests.

• Cryer buried a season-high and Houston-career-high-tying six treys in the Cougars' win at Baylor on March 8.

• A year ago, Cryer drained 112-of-289 from behind the arc and led the Cougars and the Big 12 Conference with 3.0 3-pointers per game.

• With 112 treys, Cryer became only the eighth Cougar in school history to drain 100+ treys in a single season.

• He became the first Cougar since All-American guard **Quentin Grimes** buried 100 treys during the 2020-21 season.

• In 2024-25, Cryer looks to become only the third Cougar in Houston history to reach triple-digits 3s in multiple seasons.

• Guard **Corey Davis Jr.** is the most recent Cougars to accomplish that feat with 111 treys in 2018-19 and 103 treys in 2017-18.

• Guard **Robert McKiver** was the first Cougar with 100+ 3-pointers in multiple years, posting 116 treys in 2006-07 and setting a school record with 145 in 2007-08.

## JOJO SAYS NO NO

• Sophomore forward **Joseph Tugler** was a defensive force for the Cougars in their Nov. 26 loss to #9/9 Alabama during the first day of the Players Era Festival inside MGM Grand Garden Arena in Las Vegas.

• The Monroe, La., native swatted eight shots and added

## WELCOME to HOUSTON

• The Cougars signed four newcomers to the team for the 2025-26 season during the early signing period in November 2024.

• Houston's 2025 signing class is ranked nationally at **#1 (on3)**, **#2 (247Sports)**, **#2 (Rivals)** and **#2 (ESPN)**.

• Guard **Isiah Harwell**, guard Bryce Jackson, point guard **Kingston Flemings** and center **Chris Cenac Jr.** will compete as true freshmen in 2025-26, and each will have four years of eligibility remaining.

## CHRIS CENAC JR.

**Forward/Center • 6-10 • 230 • Freshman  
New Orleans, La.**

**Link Academy (Branson, Mo.)**

5-star recruit by *Rivals*, *247Sports*, *on3* and ESPN... Ranked #7 overall and No. 4 power forward nationally by *on3*... Ranked #10 overall and No. 1 center nationally by *247Sports*... Ranked #7 overall and No. 1 center nationally in *ESPN100*... Ranked #6 overall and #3 power forward by *Rivals*... Chose Houston over Alabama, Arkansas, Auburn, Baylor, Kentucky, Louisville, LSU, Michigan State, Tennessee, Texas and UConn... Played for Coach Chad Myers at Link Academy... Named to McDonald's All-American Game Wes Team... Named to Naismith Trophy Watch List for National High School Player of the Year... Following 2023-24 season, named Most Valuable Player at NBPA Top 100 camp... Guided Team USA to gold medal at FIBA Under-17 World Cup in Istanbul... Was named Most Valuable Player of Puma's PRO16 League... Led Isidore Newman High School (New Orleans) to its third straight state championship... Was an All-State Second-Team selection... Averaged 13.9 points, 10.2 rebounds, 1.9 steals, 1.7 assists and 1.3 blocks per game... Recognized as State Championship Most Outstanding Player... Last name is pronounced See-Nack.

## KINGSTON FLEMINGS

**Guard • 6-3 • 170 • Freshman  
San Antonio, Texas**

**William J. Brennan High School**

4-star recruit by *Rivals*, *247Sports*, *on3* and ESPN... Ranked #14 overall and No. 1 shooting guard nationally by *on3*... Ranked #18 overall and No. 3 point guard nationally by *247Sports*... Ranked #21 overall and No. 6 point guard nationally in *ESPN100*... Ranked #22 overall and No. 3 point guard nationally by *Rivals*... Chose Houston over Alabama, Baylor, LSU, TCU, Tennessee, Texas, Texas A&M and Texas Tech... Played for Coach Koty Cowgill at Brennan High

School... Led Team USA to Gold Medal at FIBA U18 3x3 World Cup in Debrecen, Hungary... Competed at USA Basketball U17 National Team training camps and National Basketball Association Players Association Top 100 Camp... Played on Puma's Pro16 Circuit... Named to Naismith Trophy Watch List for National High School Player of the Year... Named San Antonio Express-News Player of the Year for second straight season following his junior season in 2023-24.

## ISIAH HARWELL

**Guard • 6-6 • 200 • Freshman  
Pocatello, Idaho**

**Wasatch Academy (Mount Pleasant, Utah)**

5-star recruit by *Rivals*, *247Sports*, *on3* and ESPN... Ranked #10 overall and No. 3 shooting guard nationally by *on3*... Ranked #12 overall and No. 2 shooting guard nationally by *247Sports*... Ranked #14 overall and No. 3 shooting guard nationally in *ESPN100*... Ranked #9 overall and #3 shooting guard by *Rivals*... Chose Houston over California, Gonzaga and Texas... Played for Coach Paul Peterson at Wasatch Academy and for Coach Tim Davis with Utah Prospects... Named to McDonald's All-American Game East Team... Named to Naismith Trophy Watch List for National High School Player of the Year... Led Utah Prospects to adidas AAU National Championship in South Carolina... Led Team USA to Gold Medal at U16 FIBA Americas Championships in Merida, Mexico... Played for championship team at NBPA Top 100 Camp.

## BRUCE JACKSON

**Guard • 6-6 • 205 • Freshman  
Pearland, Texas**

**Shadow Creek High School**

3-star recruit by ESPN, *On3* and *247Sports*... Played for Coach David President... Overcame leg injuries during his sophomore and junior seasons... Returned to full health in Summer 2024 and impressed coaches at TABC Showcase.

eight rebounds, including six defensive boards against the Crimson Tide.

• Tugler became the first Cougar to block eight shots in a game since center **Emmanuel Adeife** accomplished that feat in the season-opening win over Florida Tech on Nov. 22, 2005.

• With his impressive total, Tugler also became only the sixth Cougar to block eight shots in a game in school history. He joined Adeife (2005-06), **Anwar Ferguson**, (2002-04), **Dwight Jones** (1971-73), **Hakeem Olajuwon** (1981-84) and **Bo Outlaw** (1991-93).

• The Monroe, La., native leads the Cougars, ranks third in the Big 12 and 24th nationally with 2.0 blocks per game (65 in 32 games).

• Tugler has recorded 19 games with multiple blocks in 2024-25.

• He was one of 10 student-athletes from across the nation named Naismith Defensive Player of the Year Semifinalist presented by MOLECULE Watch List in mid-March.

## RETURNING REDSHIRTS

• The Cougars welcome the return of two redshirts in 2023-24.

• Redshirt freshman center **Jacob McFarland** sat out a year ago after competing as a senior at Rancho Verde High School in Moreno Valley, Calif., in 2022-23.

• At 6-foot-11, McFarland is the tallest member of the 2024-25 team.

• Redshirt freshman guard **Kordelius Jefferson** sat out the 2023-24 season following surgery on both wrists during the summer of 2023.

• Jefferson was an award-winning high school star at James Martin High School in Arlington, Texas, in 2022-23.

## HOUSTON in TOYOTA CENTER HISTORY

- With its loss to #11/11 Auburn during the nightcap of the Mattress Firm Battleground 2k24 on Nov. 9, Houston fell to 2-1 in games played inside Toyota Center since that facility opened Oct. 6, 2003.
- This was the second straight season in which the Cougars played in Toyota Center, home of the NBA's Houston Rockets.
- During the 2023-24 season, fourth-ranked Houston enjoyed a 70-66 win over Texas A&M during the nightcap of The Halal Guys Showcase on Dec. 16, 2023.
- In their first game in Toyota Center, the Cougars claimed a 54-52 win over Rice in the Dickies Shootout on Dec. 21, 2013.

## SEASON OPENER HISTORY

- With its 60-47 win over Oklahoma State in Stillwater, Okla., on Dec. 30, 2024, Houston improved to 40-25 during its conference opener history.
- The Cougars have won their last 10 conference openers and 17 of their last 18. Only a 73-54 loss at Memphis on Dec. 31, 2014, prevents a longer Houston winning streak.
- Houston has posted a 2-0 record in conference openers in the **Big 12**, a 9-1 mark in the **American Athletic Conference**, a 7-10 record in **Conference USA**, an 11-10 mark in the **Southwest Conference**, an 8-2 record in the **Missouri Valley Conference**, a 1-0 mark in the **Gulf Coast Conference** and a 2-2 record in the **Lone Star Conference**.
- In **Big 12 Conference**: Houston is 2-0 in Big 12 openers after its 60-47 win at Oklahoma State in Stillwater, Okla., on Dec. 30, 2024.
- The Cougars began their Big 12 Conference tenure with an 89-55 win over West Virginia in Fertitta Center on Jan. 6, 2024.
- In **Conference Home Openers**: With its Jan. 4 win over BYU inside Fertitta Center, Houston is 43-22 in conference home openers during its history.
- This includes a 2-0 mark in the **Big 12 Conference**, a 9-1 mark in the **American Athletic Conference**, a 9-8 record in **Conference USA**, a 15-6 mark in the **Southwest Conference**, a 6-4 record in the **Missouri Valley Conference**, a 1-0 mark in the **Gulf Coast Conference** and a 1-3 record in the **Lone Star Conference**.
- The Cougars have won their last 10 and 14 of their last 15 conference home openers. Only a 79-78 loss in overtime to Tulsa in Hofheinz Pavilion on Jan. 6, 2015, prevents a longer winning streak.
- In its most recent conference home opener, Houston took an 86-55 win over BYU inside Fertitta Center in Houston on Jan. 4.
- In **Conference Road Openers**: With its win at Oklahoma State in Stillwater, Okla., on Dec. 30, 2024, Houston improved to 29-36 in conference road openers during its history.
- This includes a 1-1 mark in the **Big 12 Conference**, an 8-2 mark in the **American Athletic Conference**, a 3-14 record in **Conference USA**, a 10-11 mark in the **Southwest Conference**, a 4-6 record in the **Missouri Valley Conference**, a 1-0 mark in the **Gulf Coast Conference** and a 2-2 record in the **Lone Star Conference**.
- With their Dec. 30, 2024, win at Oklahoma State, the Cougars have won five of their last six conference road openers.

## SEASON OPENER HISTORY

- With its 97-40 win over Jackson State on Nov. 4, inside Fertitta Center, Houston improved to 61-19 in season openers during its history.
- The win against Jackson State was the second-biggest season-opening win in school history, trailing only the 2004-05 team's 131-62 win over Florida Tech inside Hofheinz Pavilion on Nov. 22, 2005.
- The Cougars have won their last 16 and 20 of their last 21 season openers... Only a 65-63 loss to Georgia Southern on the first day of the 2K Sports Classic benefiting Coaches vs. Cancer in Durham, N.C., on Nov. 11, 2008, prevents a longer streak.
- Houston has won handily in recent history, winning its last 16 season openers by an average of 30.4 points per game (487 points in 16 games).
- With its 2024-25 season-opening win, Houston has won nine of its last 10 season openers by 28+ points. Only the

2021-22 season-opening 83-75 overtime win against Hofstra prevents a longer streak.

## KELVIN SAMPSON in SEASON OPENERS

- With Houston's 97-40 win over Jackson State on Nov. 4 inside Fertitta Center, **Head Coach Kelvin Sampson** improved to 33-3 record in season openers during his award-winning career.
- In season openers, Sampson is 11-0 during his Houston tenure... Posted a 2-0 record at Indiana, an 11-1 mark at Oklahoma a 6-1 record at Washington State and a 3-1 mark at Montana Tech.
- With the win over Jackson State, Sampson's teams have won their last 16 season openers and 29 of his last 30... Only a 68-62 loss to Alabama at the AT&T Wireless Classic in New York on Nov. 14, 2002, prevents a longer streak.
- During his career, Sampson's teams have won by an average of 25.6 points per game (846 points in 33 wins).
- In his teams' 33 season-opening wins, only four teams have won by fewer than double digits... His first team at Houston in 2014-15 claimed a 77-74 win at Murray State on Nov. 14, 2014, in his most recent single-digit, season-opening win.

## IN the PRO RANKS

- In addition to the Cougars in the NBA, numerous other Cougars continue to compete in various leagues for teams around the world.
- Guard **Armoni Brooks** (Olimpia Milano) plays in the Lega Basket Serie A.
- Center **Josh Carlton** (Zhejiang Lions) plays in the Chinese Basketball Association.
- Guard **Corey Davis Jr.** (Vanoli Cremona) plays in Lega Basket Serie A.
- Forward **Devin Davis** (Panionios) is playing in the Greek Basketball League.
- Guard **Damyean Dotson** (Aliaga Petkimspor Izmir) is competing in the Turkish Basketball League.
- Guard **Kyler Edwards** (JDA Dijon) plays in the LNB Elite.
- Forward **Justin Gorham** (Derthona Basket) plays in the Lega Basket Serie A.
- Guard **Rob Gray** (Scafati Basket) plays in the Lega Basket Serie A.
- Forward **Brison Gresham** (AEK Larnaca) plays in the Cypriot OPAP Basket League.
- Center **Chris Harris Jr.** (Frayles de Guasave) plays in the Mexican CIBACOPA.
- Guard **Nate Hinton** (Memphis Hustle) plays in the NBA G League.
- Forward **Danrad Knowles** (Azpeitia Juaris Iraurug Saski Baloia) plays in the Spanish Segunda FEB.
- Guard **Wes VanBeck** (Aliaga Petkimspor Izmir) plays in the Turkish BSL.
- Forward **Fabian White Jr.** (Manisa Basket) plays in the Basketbol Super Ligi.



## CONFERENCE TOURNAMENT HISTORY

Tournament Championships	(8) 2022, 2021, 2010, 1992, 1984, 1983, 1981, 1978
Championship Game Appearances	(17) 2024, 2023, 2022, 2021, 2019, 2018, 2010, 2007, 1993, 1992, 1990, 1984, 1983, 1982, 1981, 1978, 1977
Semifinal Appearances	(26) 2025, 2024, 2023, 2022, 2021, 2019, 2018, 2014, 2010, 2009, 2007, 2006, 2002, 1995, 1993, 1992, 1990, 1988, 1987, 1983, 1983, 1982, 1981, 1979, 1978, 1977
Conference Tournament Appearances	(47) 2025, 2024, 2023, 2022, 2021, 2019, 2018, 2017, 2016, 2015, 2014, 2013, 2012, 2011, 2010, 2009, 2008, 2007, 2006, 2005, 2003, 2002, 2001, 2000, 1999, 1998, 1997, 1996, 1995, 1994, 1993, 1992, 1991, 1990, 1989, 1988, 1987, 1986, 1984, 1985, 1983, 1982, 1981, 1980, 1979, 1978, 1977, 1976
Conference Tournament Record	58-39 (.598 overall (3-1 in Big 12; 14-7 in The American; 13-15 in C-USA; 28-16 in SWC)
Conference Tournament Most Outstanding Player	(7) Fabian White Jr. (2022), Quentin Grimes (2021), Kelvin Lewis (2010), Hakeem Olajuwon (1984), Michael Young (1983), Rob Williams (1981), Mike Schultz (1978)
Conference All-Tournament Team Members	34

### BIG 12

#### 2025 (1-0)

##### No. 1 Seed • T-Mobile Center • Kansas City, Mo.

March 13	W	77-68	vs. (16) Colorado
March 14			vs. #17/18 (4) BYU

#### 2024 (2-1) • Finalist

##### No. 1 Seed • T-Mobile Center • Kansas City, Mo.

March 14	W	60-45	vs. (8) TCU
March 15	W	82-59	vs. #25/23 (4) Texas Tech
March 16	L	41-69	vs. #7/8 (2) Iowa State

All-Tournament Team: Jamal Shead, LJ Cryer

### THE AMERICAN

#### 2023 (2-1) • Finalist

##### No. 1 Seed • Dickies Arena • Fort Worth, Texas

March 10	W	60-46	vs. (9) East Carolina
March 11	W	69-48	vs. (4) Cincinnati
March 12	L	65-75	vs. (2) Temple

All-Tournament Team: Jamal Shead, J'Wan Roberts

#### 2022 (3-0) • CHAMPIONS

##### No. 1 Seed • Dickies Arena • Fort Worth, Texas

March 11	W	69-56	vs. (8) Cincinnati
March 12	W	86-66	vs. (5) Tulane
March 13	W	71-53	vs. (3) Memphis

Most Outstanding Player: Fabian White Jr.

All-Tournament Team: Kyler Edwards, Taze Moore

#### 2021 (3-0) • CHAMPIONS

##### No. 2 Seed • Dickies Arena • Fort Worth, Texas

March 12	W	77-52	vs. (10) Tulane
March 13	W	76-74	vs. (3) Memphis
March 14	W	91-54	vs. (5) Cincinnati

Most Outstanding Player: Quentin Grimes

All-Tournament Team: DeJon Jarreau, Justin Gorham

#### 2020 (0-0) • COVID – Was not played

##### No. 2 Seed • Dickies Arena • Fort Worth, Texas

March 13	NA	NA	vs. (7) SMU/(10) Temple
----------	----	----	-------------------------

Canceled due to COVID-19 (coronavirus) pandemic

#### 2019 (2-1) • Finalist

##### No. 1 Seed • FedExForum • Memphis, Tenn.

March 15	W	84-45	vs. (9) UConn
March 16	W	61-58	at (5) Memphis
March 17	L	57-69	vs. #24/23 (2) Cincinnati

All-Tournament Team: Corey Davis Jr., Armoni Brooks

### 2018 (2-1) • Finalist

#### No. 3 Seed • Amway Center • Orlando

March 9	W	84-56	vs. (6) UCF
March 10	W	77-74	vs. #11/14 (2) Wichita State
March 11	L	55-56	vs. #8/8 (1) Cincinnati

All-Tournament Team: Rob Gray, Corey Davis Jr.

### 2017 (0-1)

#### No. 3 Seed • XL Center • Hartford, Conn.

March 10	L	65-74	vs. (3) UConn
----------	---	-------	---------------

### 2016 (0-1)

#### No. 2 Seed • Amway Center • Orlando

March 11	L	69-72	vs. (10) Tulane
----------	---	-------	-----------------

### 2015 (1-1)

#### No. 10 Seed • XL Center • Hartford, Conn.

March 12	W	66-60	vs. (7) Tulane
March 13	L	51-59	vs. (2) Tulsa

### 2014 (1-1) • Semifinalist

#### No. 6 Seed • FedExForum • Memphis, Tenn.

March 13	W	68-64	vs. #25/23 (3) SMU
March 14	L	65-94	vs. #5/5 (2) Louisville

### CONFERENCE USA

#### 2013 (1-1)

#### No. 6 Seed • FedExForum • Memphis, Tenn.

March 13	W	72-67	vs. (11) Rice
March 14	L	69-80	vs. (3) UTEP

### 2012 (0-1)

#### No. 9 Seed • FedExForum • Memphis, Tenn.

March 7	L	62-67 (OT)	vs. (8) UTEP
---------	---	------------	--------------

### 2011 (0-1)

#### No. 11 Seed • Don Haskins Center • El Paso, Texas

March 9	L	87-97	vs. (6) Marshall
---------	---	-------	------------------

### 2010 (4-0) • CHAMPIONS

#### No. 7 Seed • BOK Center • Tulsa, Okla.

March 10	W	93-80	vs. (10) East Carolina
March 11	W	66-65	vs. (2) Memphis
March 12	W	74-66	vs. (6) Southern Miss
March 13	W	81-73	vs. #25/21 (1) UTEP

Most Outstanding Player: Kelvin Lewis

All-Tournament Team: Kelvin Lewis, Aubrey Coleman

### 2009 (2-1) • Semifinalist

#### No. 5 Seed • FedExForum • Memphis, Tenn.

March 11	W	85-76	vs. (12) SMU
March 12	W	89-85 (OT)	vs. (4) UTEP
March 13	L	49-74	at #4/3 (1) Memphis

### 2008 (0-1)

#### No. 3 Seed • FedExForum • Memphis, Tenn.

March 13	L	77-80	vs. (6) UTEP
----------	---	-------	--------------

### 2007 (2-1) • Finalist

#### No. 3 Seed • FedExForum • Memphis, Tenn.

March 8	W	62-59	vs. (6) Southern Miss
March 9	W	77-62	vs. (7) Rice
March 10	L	59-71	at #5/5 (1) Memphis

All-Tournament Team: Robert McKiver, Oliver Lafayette

### 2006 (1-1) • Semifinalist

#### No. 4 Seed • FedExForum • Memphis, Tenn.

March 9	W	71-52	vs. (5) UCF
March 10	L	54-68	at (1) Memphis

### 2005 (0-1)

#### No. 6 Seed • FedExForum • Memphis, Tenn.

March 9	L	64-69	vs. (11) South Florida
---------	---	-------	------------------------

### 2003 (0-1)

#### No. 11 Seed • Freedom Hall • Louisville, Ky.

March 12	L	52-74	vs. (6) Tulane
----------	---	-------	----------------

### 2002 (2-1) • Semifinalist

#### No. 6 Seed • Firststar Center • Cincinnati

March 6	W	58-49	vs. (11) East Carolina
March 7	W	80-74	vs. (3) Memphis
March 8	L	73-85	vs. #13/10 (2) Marquette

All-Tournament Team: Marcus Oliver

### 2001 (0-1)

#### No. 10 Seed • Freedom Hall • Louisville, Ky.

March 7	L	67-78	vs. (7) Saint Louis
---------	---	-------	---------------------

### 2000 (1-1)

#### No. 12 Seed • The Pyramid • Memphis, Tenn.

March 8	W	77-75	vs. (5) Marquette
March 9	L	69-76	vs. (4) Tulane

### 1999 (0-1)

#### No. 12 Seed • Birmingham-Jefferson Civic Center Birmingham, Ala.

March 3	L	51-75	vs. (5) Charlotte
---------	---	-------	-------------------

### 1998 (0-1)

#### No. 11 Seed • Shoemaker Center • Cincinnati

March 4	L	57-73	vs. (6) Southern Miss
---------	---	-------	-----------------------

### 1997 (0-1)

#### No. 10 Seed • Kiel Center • St. Louis

March 5	L	54-66	vs. (7) UAB
---------	---	-------	-------------

### SOUTHWEST CONFERENCE

#### 1996 (0-1)

#### No. 2 Seed • Reunion Arena • Dallas

March 6	L	57-62	(7) SMU
---------	---	-------	---------

### 1995 (1-1) • Semifinalist

#### No. 6 Seed • Reunion Arena • Dallas

March 9	W	80-77	vs. (3) TCU
March 10	L	79-94	vs. (2) Texas Tech

### 1994 (0-1)

#### No. 6 Seed • Reunion Arena • Dallas

March 10	L	86-110	vs. (3) Texas Tech
----------	---	--------	--------------------

### 1993 (2-1) • Finalist

#### No. 3 Seed • Reunion Arena • Dallas

March 12	W	84-68	vs. (6) Texas A&M
March 13	W	58-50	vs. (7) Texas
March 14	L	76-88	vs. (5) Texas Tech

All-Tournament Team: Bo Outlaw, David Diaz

## vs. CONFERENCE TOURNAMENT OPPONENTS

Team	Conference	Record	Pct.	Stk.
Arkansas	SWC	2-3	.400	L1
Baylor	SWC	2-1	.667	L1
Charlotte	C-USA	0-1	.000	L1
Cincinnati	American	3-2	.600	W3
<b>Colorado</b>	<b>Big 12</b>	<b>1-0</b>	<b>1.000</b>	<b>W1</b>
East Carolina	C-USA	3-0	1.000	W3
Iowa State	Big 12	0-1	.000	L1
Louisville	American	0-1	.000	L1
Marquette	C-USA	1-1	.500	L1
Marshall	C-USA	0-1	.000	L1
Memphis	C-USA, American	5-4	.556	L1
Rice	SWC, C-USA	6-0	1.000	W6
Saint Louis	C-USA	0-1	.000	L1
SMU	SWC, C-USA, American	5-4	.556	W2
South Florida	C-USA	0-1	.000	L1
Southern Miss	C-USA	2-1	.667	W1
TCU	Big 12, SWC	6-0	1.000	W6
Texas	SWC	7-3	.700	W3
Texas A&M	SWC	3-1	.750	W1
Texas Tech	Big 12, SWC	3-4	.429	W1
Tulane	American, C-USA	3-3	.500	W2
Tulsa	American	0-1	.000	L1
UAB	C-USA	0-1	.000	L1
UCF	C-USA, American	2-0	1.000	W2
UConn	American	1-1	.500	W1
UTEP	C-USA	2-3	.400	L2
Wichita State	American	1-0	1.000	W1
<b>Big 12 Totals</b>		<b>3-1</b>	<b>.750</b>	<b>W1</b>
<b>The American Totals</b>		<b>14-7</b>	<b>.667</b>	<b>L1</b>
<b>C-USA Totals</b>		<b>13-15</b>	<b>.464</b>	<b>L1</b>
<b>SWC Totals</b>		<b>28-16</b>	<b>.636</b>	<b>L2</b>
<b>Overall Totals</b>		<b>58-39</b>	<b>.598</b>	<b>W1</b>

## 1992 (3-0) • CHAMPIONS

### No. 2 Seed • Reunion Arena • Dallas

March 13	W	73-62	vs. (7) SMU
March 14	W	87-84 (2OT)	vs. (3) TCU
March 15	W	91-72	vs. (1) Texas

All-Tournament Team: Sam Mack, Craig Upchurch

## 1991 (0-1)

### No. 3 Seed • Reunion Arena • Dallas

March 8	L	62-65	vs. (6) SMU
---------	---	-------	-------------

## 1990 (2-1) • Finalist

### No. 2 Seed • Reunion Arena • Dallas

March 9	W	90-81	vs. (7) Rice
March 10	W	89-86	vs. (3) Texas
March 11	L	84-96	vs. #9 (1) Arkansas

All-Tournament Team: Carl Herrera, Craig Upchurch

## 1989 (0-1)

### No. 4 Seed • Reunion Arena • Dallas

March 10	L	70-82	vs. (5) Texas A&M
----------	---	-------	-------------------

## 1988 (1-1) • Semifinalist

### No. 5 Seed • Reunion Arena • Dallas

March 11	W	72-57	vs. (4) Texas
March 12	L	76-98	vs. (1) SMU

All-Tournament Team: Rolando Ferreira

## 1987 (1-1) • Semifinalist

### No. 3 Seed • Reunion Arena • Dallas

March 6	W	59-49	vs. (6) Texas
March 7	L	52-54	vs. (2) Baylor

## 1986 (0-1)

### No. 6 Seed • Reunion Arena • Dallas

March 7	L	62-78	vs. (3) Texas
---------	---	-------	---------------

## 1985 (0-1)

### No. 6 Seed • Reunion Arena • Dallas

March 8	L	72-84	vs. (3) #13 SMU
---------	---	-------	-----------------

## 1984 (2-0) • CHAMPIONS

### No. 1 Seed • The Summit • Houston

March 10	W	53-50	vs. (6) Rice
March 11	W	57-56	vs. (2) Arkansas

Most Valuable Player: Hakeem Olajuwon

All-Tournament Team: Michael Young

## 1983 (2-0) • CHAMPIONS

### No. 1 Seed • Reunion Arena • Dallas

March 11	W	75-59	vs. (4) SMU
March 12	W	62-59	vs. (5) TCU

Most Valuable Player: Michael Young

All-Tournament Team: Michael Young, Clyde Drexler, Hakeem Olajuwon

## 1982 (1-1) • Finalist

### No. 2 Seed • Reunion Arena • Dallas

March 5	W	89-76	vs. (3) Texas A&M
March 6	L	69-84	vs. #14 (1) Arkansas

All-Tournament Team: Rob Williams

## 1981 (2-0) • CHAMPIONS

### No. 2 Seed • HemisFair Arena • San Antonio, Texas

March 6	W	73-53	vs. (8) TCU
March 7	W	84-59	vs. (6) Texas

Most Valuable Player: Rob Williams

All-Tournament Team: Rob Williams, Michael Young

## 1980 (1-1)

### No. 5 Seed • Hofheinz Pavilion • Houston

Feb. 25	W	92-80	vs. (8) Rice
---------	---	-------	--------------

### HemisFair Arena • San Antonio, Texas

Feb. 28	L	47-67	vs. (3) Texas
---------	---	-------	---------------

## 1979 (2-1) • Semifinalist

### No. 6 Seed • Hofheinz Pavilion • Houston

Feb. 24	W	74-67	vs. (7) SMU
---------	---	-------	-------------

### The Summit • Houston

March 1	W	83-82	vs. (4) Baylor
March 2	L	65-70	vs. #14 (2) Texas

All-Tournament Team: Kenneth Williams

## 1978 (4-0) • CHAMPIONS

### No. 3 Seed • Hofheinz Pavilion • Houston

Feb. 25	W	108-67	vs. (8) Rice
---------	---	--------	--------------

### The Summit • Houston

March 2	W	93-82	vs. (4) Texas Tech
March 3	W	70-69	vs. #4 (2) Arkansas
March 4	W	92-90	vs. #12 (1) Texas

Most Valuable Player: Mike Schultz

All-Tournament Team: Kenneth Williams

## 1977 (3-1) • Finalist

### No. 2 Seed • Hofheinz Pavilion • Houston

Feb. 26	W	111-67	vs. (9) TCU
---------	---	--------	-------------

### The Summit • Houston

March 3	W	96-77	vs. (5) Texas A&M
March 4	W	94-83	vs. (3) Texas Tech
March 5	L	70-84	vs. #7 (1) Arkansas

All-Tournament Team: Otis Birdsong

## HOUSTON by SEEDING

Team	Record	Pct.	Stk.	Years
<b>No. 1</b>	14-3	.824	W1	2025, 2024, 2023, 2022, 2019, 1984, 1983
<b>No. 2</b>	13-5	.722	W2	2021, 2020, 2016, 1996, 1992, 1990, 1982, 1981, 1977
<b>No. 3</b>	11-7	.611	L1	2018, 2017, 2008, 2007, 1993, 1991, 1987, 1978
<b>No. 4</b>	1-2	.333	L1	2006, 1989,
<b>No. 5</b>	4-3	.571	L1	2009, 1988, 1980
<b>No. 6</b>	8-10	.444	L2	2014, 2013, 2005, 2002, 1995, 1994, 1986, 1985, 1979, 1976
<b>No. 7</b>	4-0	1.000	W4	2010
<b>No. 8</b>	0-0	.000	---	---
<b>No. 9</b>	0-1	.000	L1	2012
<b>No. 10</b>	1-3	.250	L1	2015, 2001, 1997
<b>No. 11</b>	0-3	.000	L3	2011, 2003, 1998
<b>No. 12</b>	1-2	.333	---	2000, 1999
<b>No. 13</b>	0-0	.000	---	---
<b>No. 14</b>	0-0	.000	---	---
<b>No. 15</b>	0-0	.000	---	---
<b>No. 16</b>	0-0	.000	---	2025
<b>Totals</b>	<b>58-39</b>	<b>.598</b>	<b>W1</b>	<b>47 appearances</b>

## HOUSTON vs. SEEDING

Team	Record	Pct.	Stk.	Years
<b>No. 1</b>	3-8	.273	L1	2018, 2010, 2009, 2007, 2006, 1992, 1990, 1988, 1982, 1978, 1977
<b>No. 2</b>	4-10	.286	L3	2024, 2023, 2019, 2018, 2015, 2014, 2010, 2002, 1995, 1984, 1979, 1978, 1976
<b>No. 3</b>	9-5	.643	W3	2022, 2021, 2013, 2013, 2002, 1995, 1994, 1992, 1990, 1986, 1985, 1982, 1980, 1977
<b>No. 4</b>	7-1	.875	W3	2024, 2023, 2009, 2000, 1988, 1983, 1979, 1978
<b>No. 5</b>	8-3	.727	W5	2022, 2021, 2019, 2006, 2000, 1999, 1993, 1989, 1983, 1977, 1976
<b>No. 6</b>	7-6	.538	W1	2018, 2017, 2011, 2010, 2008, 2007, 2003, 1998, 1993, 1991, 1987, 1984, 1981
<b>No. 7</b>	6-3	.667	W2	2015, 2007, 2001, 1997, 1996, 1993, 1992, 1990, 1979
<b>No. 8</b>	5-1	.833	W2	2024, 2022, 2012, 1981, 1980, 1978
<b>No. 9</b>	3-0	1.000	W3	2023, 2019, 1977
<b>No. 10</b>	2-1	.667	W1	2021, 2016, 2010
<b>No. 11</b>	2-1	.667	W1	2013, 2005, 2002
<b>No. 12</b>	1-0	1.000	W1	2009
<b>No. 13</b>	0-0	.000	---	---
<b>No. 14</b>	0-0	.000	---	---
<b>No. 15</b>	0-0	.000	---	---
<b>No. 16</b>	1-0	1.000	W1	2025
<b>Totals</b>	<b>58-39</b>	<b>.598</b>	<b>W1</b>	<b>97 games</b>

## 1976 (1-1)

### No. 6 Seed • Heart O'Texas Coliseum • Waco, Texas

Feb. 28	W	88-86	at (5) Baylor
---------	---	-------	---------------

### Moody Coliseum • Dallas, Texas

March 4	L	69-80	vs. (2) Texas Tech
---------	---	-------	--------------------

All-Tournament Team: Otis Birdsong

# – indicates national ranking  
( ) – indicates tournament seeding



## CONFERENCE CHAMPIONSHIP RECORDS

### HOUSTON • TEAM

Games Played:	4	2010, 1978, 1977
Minutes Played:	250	vs. TCU (3/14/92)
Margin of Victory:	44 (111-67)	vs. TCU (2/26/77)
Margin of Defeat:	29 (65-94)	vs. #5/5 Louisville (3/14/14)
Points Scored:	111	vs. TCU (2/26/77)
Points Scored – Half (High):	58 (2nd)	vs. Texas (3/15/92)
Points Scored – Half (Low):	18 (2nd)	vs. #7/8 (2) Iowa State (3/16/24)
	18 (2nd)	vs. #8/8 Cincinnati (3/11/18)
Points Scored – Overtime:	15	vs. UTEP (3/12/09)
Field Goals:	40	vs. Texas A&M (3/3/77); TCU (2/26/77)
Field Goal Attempts:	79	vs. Texas Tech (3/14/93)
Field Goal Percentage (High):	63.6 (35-55)	vs. Texas (3/7/81)
Field Goal Percentage (Low):	25.5 (14-55)	at Memphis (3/10/06)
3-Point Field Goals:	13	vs. East Carolina (3/10/10)
3-Point Field Goal Attempts:	34	vs. USF (3/9/05)
3-Point FG Percentage (High):	71.4 (10-14)	vs. Memphis (3/7/02)
	71.4 (5-7)	vs. Marquette (3/8/00)
3-Point FG Percentage (Low):	0.0 (0-8)	vs. Saint Louis (3/7/01)
	0.0 (0-2)	vs. Texas (3/6/87)
Free Throws (High):	28	vs. Texas (3/10/90)
Free Throws (Low):	3	vs. Charlotte (3/3/99); vs. Texas (3/2/79)
Free Throw Attempts (High):	44	vs. Texas (3/10/90)
Free Throw Attempts (Low):	5	vs. Southern Miss (3/4/98)
Free Throw Percentage:	95.0 (19-20)	vs. Memphis (3/10/06)
Rebounds (High):	54	vs. TCU (3/9/95)
Rebounds (Low):	22	vs. Rice (2/25/80)
Assists:	26	done three times; Most recently vs. Texas (3/04/78)
Steals:	17	vs. Texas A&M (3/05/82); vs. Rice (2/25/78)
Blocked Shots:	13	vs. Rice (3/10/84)
Turnovers (High):	24	vs. Baylor (3/7/87)
Turnovers (Low):	4	vs. Texas (3/2/79)
Fouls:	34	vs. Texas Tech (3/10/94)

### HOUSTON • INDIVIDUAL

Minutes Played:	47	Derrick Daniels, vs. TCU (3/14/92)
Points Scored:	38	Otis Birdsong, vs. Texas Tech (3/04/77)
Field Goals:	15	Otis Birdsong, vs. Texas Tech (3/04/77)
Field Goal Attempts:	27	Otis Birdsong, vs. Texas Tech (3/04/77)
Field Goal Percentage:	1.000 (7-7)	Kenny Younger, vs. Marquette (3/8/00)
	1.000 (8-8)	Hakeem Olajuwon, vs. Arkansas (3/11/84)
3-Point Field Goals:	6	LJ Cryer, vs. #25/23 (4) Texas Tech (3/15/24)
	6	Kyler Edwards, vs. Tulane (3/12/22)
	6	Kelvin Lewis, vs. UTEP (3/13/10)
3-Point Field Goal Attempts:	12	Kyler Edwards, vs. Tulane (3/12/22)
	12	Armoni Brooks, vs. Cincinnati (3/17/19)
	12	Oliver Lafayette, vs. UCF (3/9/06)
3-Point Field Goal Percentage:	.714 (5-7)	Marcus Oliver, vs. Memphis (3/7/02)
Free Throws:	14	Rob Williams, vs. Rice (2/25/80)
Free Throw Attempts:	17	Rob Williams, vs. Rice (2/25/80)
Free Throw Percentage:	1.000 (12-12)	Zamal Nixon, vs. Marshall (3/9/11)
	1.000 (10-10)	Oliver Lafayette, vs. Memphis (3/10/06)
	1.000 (11-11)	Rob Williams, vs. Texas (3/7/81)
Rebounds:	20	J'Wan Roberts, vs. Memphis (3/12/23)
Assists:	12	Reid Gettys, vs. Arkansas (3/11/84)
Steals:	7	Clyde Drexler, vs. TCU (3/12/83)
Blocked Shots:	10	Hakeem Olajuwon, vs. Arkansas (3/11/84)
		Hakeem Olajuwon, vs. Rice (3/10/84)

### OPPONENT • TEAM

Points Scored:	111	Texas Tech (3/10/94)
Points Scored – Half (High):	58 (2nd)	Texas Tech (3/10/94)
Points Scored – Half (Low):	17 (2nd)	Texas (3/13/93)
Points Scored – Overtime:	11	UTEP (3/12/09)
Field Goals:	41	SMU (3/12/88)
Field Goal Attempts:	80	UTEP (3/12/09); Texas (3/4/78)
Field Goal Percentage (High):	63.3 (31-49)	Arkansas (3/6/82)
Field Goal Percentage (Low):	23.3 (17-73)	TCU (3/14/24)
3-Point Field Goals:	11	Tulane (3/12/03)
3-Point Field Goal Attempts:	33	Cincinnati (3/14/21)
3-Point FG Percentage (High):	57.1 (8-14)	Marquette (3/2/02)
3-Point FG Percentage (Low):	6.3 (1-16)	SMU (3/13/92)
Free Throws (High):	42	Texas Tech (3/10/94)
Free Throws (Low):	5	done five times; Most recently by Tulane (3/12/15)
Free Throw Attempts:	58	Texas Tech (3/10/94)
Free Throw Attempts (Low):	9	done four times; Most recently by Tulane (3/12/03)
Free Throw Percentage:	91.7 (22-24)	#25/23 (4) Texas Tech (3/15/24)
Rebounds (High):	55	TCU (3/14/24)
Rebounds (Low):	21	Tulane (3/12/22)
	21	TCU (3/6/81)
Assists:	23	SMU (3/12/88)
Steals:	14	SMU (3/7/96); Texas Tech (3/10/94)
Blocked Shots:	10	SMU (3/8/85)
Turnovers (High):	30	TCU (2/26/77)
Turnovers (Low):	6	Louisville (3/14/14); UTEP (3/13/08)
Fouls:	34	TCU (2/26/77)

### OPPONENT • INDIVIDUAL

Minutes Played:	50	Albert Thomas, Michael Strickland, TCU (3/14/92)
Points Scored:	42	Russ Smith, Louisville (3/14/14)
Field Goals:	14	Russ Smith, Louisville (3/14/14)
		Larry Spicer, Baylor (2/28/76)
Field Goal Attempts:	28	Tamir Jackson, Rice (3/13/13)
Field Goal Percentage:	1.000 (5-5)	by John Hill, TCU (2/26/77)
3-Point Field Goals:	5	Boogie Ellis, vs. Memphis (3/13/21)
		Russ Smith, Louisville (3/14/14)
		Cedric Dixon, UAB (3/05/97)
		Patrick Fairs, Texas (3/06/87)
3-Point Field Goal Attempts:	14	Tony Watson, Texas (3/13/93)
3-Point Field Goal Percentage:	1.000 (3-3)	Rodney Carney, at Memphis (3/10/06)
Free Throws:	15	Mark Davis, Texas Tech (3/10/94)
Free Throw Attempts:	19	Mark Davis, Texas Tech (3/10/94)
Free Throw Percentage:	1.000 (10-10)	Terry Teagle, Baylor (3/1/79)
	1.000 (10-10)	Willie Foreman, Texas A&M (3/3/77)
Rebounds:	20	Kurt Thomas, TCU (3/9/95)
Assists:	12	Jacques Streeter, UTEP (3/14/13)
		Todd Alexander, SMU (3/12/88)
Steals:	5	done six times; Most recently by Dylan Osean vs. Tulane (3/9/00)
Blocked Shots:	6	Solomon Jones, vs. South Florida (3/9/05)

## 2024-25 HONORS

*Preseason honors in italics*

### COACH KELVIN SAMPSON

- 2024-25 Big 12 Coach of the Year

### LJ CRYER

- 2024-25 *The Sporting News* All-America Third Team
- 2024-25 Big 12 Men's Basketball Scholar-Athlete of the Year
- 2024-25 All-Big 12 Conference First Team
- 2024-25 1A FAR Academic Excellence Award
- 2024-25 Blue Ribbon College Yearbook *Preseason All-America Fourth Team*
- 2024-25 *Preseason All-Big 12 First Team*
- 2024-25 NABC Player of the Year *Preseason Watch List*
- 2024-25 John R. Wooden Award *Preseason Top 50 Watch List*
- 2024-25 Jersey Mike's Naismith Trophy Player of the Year *Watch List*
- 2024-25 Jerry West Shooting Guard of the Year *Watch List*

### J'WAN ROBERTS

- 2024-25 Big 12 Conference All-Defensive Team
- 2024-25 All-Big 12 Conference First Team
- 2024-25 Blue Ribbon College Yearbook *Preseason All-America Third Team*
- 2024-25 *Preseason All-Big 12 First Team*
- 2024-25 John R. Wooden Award *Preseason Top 50 Watch List*
- 2024-25 Jersey Mike's Naismith Trophy Player of the Year *Watch List*
- 2024-25 Karl Malone Power Forward of the Year *Watch List*

### EMANUEL SHARP

- 2024-25 All-Big 12 Conference Honorable Mention

### JOSEPH TUGLER

- 2024-25 Big 12 Conference Defensive Player of the Year
- 2024-25 Big 12 Conference All-Defensive Team
- 2024-25 All-Big 12 Conference Third Team
- *Naismith Defensive Player of the Year Watch List*

### MILOS UZAN

- 2024-25 All-Big 12 Conference Second Team
- *USBWA Oscar Robertson National Player of the Week (Jan. 27, 2025)*
- *Big 12 Conference Player of the Week (Jan. 27, 2025)*

## GAME-by-GAME STARTERS

Opponent	Date	1	2	3	4	5	Record
<b>JACKSON STATE</b>	<b>11/4/24</b>	<b>Uzan</b>	<b>Cryer</b>	<b>Sharp</b>	<b>Roberts</b>	<b>Tugler</b>	<b>1 (1-0)</b>
vs. #11/11 Auburn	11/9/24	Uzan	Cryer	Sharp	Roberts	Francis	1 (0-1)
<b>LOUISIANA</b>	<b>11/13/24</b>	<b>Uzan</b>	<b>Cryer</b>	<b>Sharp</b>	<b>Roberts</b>	<b>Francis</b>	<b>2 (1-1)</b>
<b>rv/- HOFSTRA</b>	<b>11/22/24</b>	<b>Uzan</b>	<b>Cryer</b>	<b>Sharp</b>	<b>Roberts</b>	<b>Francis</b>	<b>3 (2-1)</b>
vs. #9/9 Alabama	11/26/24	Uzan	Cryer	Sharp	Roberts	Francis	4 (2-2)
vs. Notre Dame	11/27/24	Uzan	Cryer	Sharp	Roberts	Francis	5 (3-2)
vs. San Diego State	11/30/24	Uzan	Cryer	Sharp	Roberts	Francis	6 (3-3)
<b>BUTLER</b>	<b>12/7/24</b>	<b>Uzan</b>	<b>Cryer</b>	<b>Sharp</b>	<b>Roberts</b>	<b>Tugler</b>	<b>2 (2-0)</b>
<b>TROY</b>	<b>12/10/24</b>	<b>Uzan</b>	<b>Cryer</b>	<b>Sharp</b>	<b>Roberts</b>	<b>Tugler</b>	<b>3 (3-0)</b>
<b>TOLEDO</b>	<b>12/18/24</b>	<b>Uzan</b>	<b>Cryer</b>	<b>Sharp</b>	<b>Roberts</b>	<b>Tugler</b>	<b>4 (4-0)</b>
<b>TEXAS A&amp;M-CORPUS CHRISTI</b>	<b>12/21/24</b>	<b>Uzan</b>	<b>Cryer</b>	<b>Sharp</b>	<b>Arceneaux</b>	<b>Tugler</b>	<b>1 (1-0)</b>
* at Oklahoma State	12/30/24	Uzan	Cryer	Sharp	Roberts	Tugler	5 (5-0)
* <b>BYU</b>	<b>1/4/25</b>	<b>Uzan</b>	<b>Cryer</b>	<b>Sharp</b>	<b>Roberts</b>	<b>Tugler</b>	<b>6 (6-0)</b>
* <b>TCU</b>	<b>1/6/25</b>	<b>Uzan</b>	<b>Cryer</b>	<b>Sharp</b>	<b>Roberts</b>	<b>Tugler</b>	<b>7 (7-0)</b>
* at Kansas State	1/11/25	Uzan	Cryer	Sharp	Roberts	Tugler	8 (8-0)
* <b>rv/#25 WEST VIRGINIA</b>	<b>1/15/25</b>	<b>Uzan</b>	<b>Cryer</b>	<b>Sharp</b>	<b>Roberts</b>	<b>Tugler</b>	<b>9 (9-0)</b>
* at UCF	1/18/25	Uzan	Cryer	Sharp	Roberts	Tugler	10 (10-0)
* <b>UTAH</b>	<b>1/21/25</b>	<b>Uzan</b>	<b>Cryer</b>	<b>Arceneaux</b>	<b>Roberts</b>	<b>Tugler</b>	<b>1 (1-0)</b>
* at #12/11 Kansas	1/25/25	Uzan	Cryer	Sharp	Roberts	Tugler	11 (11-0)
* at rv/rv West Virginia	1/29/25	Uzan	Cryer	Sharp	Roberts	Tugler	12 (12-0)
* <b>#22/19 TEXAS TECH</b>	<b>2/1/25</b>	<b>Uzan</b>	<b>Cryer</b>	<b>Sharp</b>	<b>Roberts</b>	<b>Tugler</b>	<b>13 (12-1)</b>
* <b>OKLAHOMA STATE</b>	<b>2/4/25</b>	<b>Uzan</b>	<b>Cryer</b>	<b>Arceneaux</b>	<b>Roberts</b>	<b>Tugler</b>	<b>2 (2-0)</b>
* at Colorado	2/8/25	Uzan	Cryer	Arceneaux	Roberts	Tugler	3 (3-0)
* <b>rv/rv BAYLOR</b>	<b>2/10/25</b>	<b>Uzan</b>	<b>Cryer</b>	<b>Sharp</b>	<b>Roberts</b>	<b>Tugler</b>	<b>14 (13-1)</b>
* at #13/13 Arizona	2/15/25	Uzan	Cryer	Sharp	Roberts	Tugler	15 (14-1)
* at Arizona State	2/18/25	Uzan	Cryer	Sharp	Roberts	Tugler	16 (15-1)
* <b>#8/8 IOWA STATE</b>	<b>2/22/25</b>	<b>Uzan</b>	<b>Cryer</b>	<b>Sharp</b>	<b>Roberts</b>	<b>Tugler</b>	<b>17 (16-1)</b>
* at #10/10 Texas Tech	2/24/25	Uzan	Cryer	Sharp	Roberts	Tugler	18 (17-1)
* <b>CINCINNATI</b>	<b>3/1/25</b>	<b>Uzan</b>	<b>Cryer</b>	<b>Sharp</b>	<b>Roberts</b>	<b>Tugler</b>	<b>19 (18-1)</b>
* <b>KANSAS</b>	<b>3/3/25</b>	<b>Uzan</b>	<b>Cryer</b>	<b>Wilson</b>	<b>Roberts</b>	<b>Francis</b>	<b>1 (1-0)</b>
* at Baylor	3/8/25	Uzan	Cryer	Sharp	Roberts	Tugler	20 (19-1)
vs. (16) Colorado	3/13/25	Uzan	Cryer	Sharp	Roberts	Tugler	21 (20-1)
vs. #17/18 (4) BYU	3/14/25	---	---	---	---	---	---

## TEAM GAME-by-GAME SPECIALTY STATISTICS

Opponent	Date	Points Off Turnovers		2nd Chance Points		Points in the Paint		Fastbreak Points		Bench Points	
		UH	Opp.	UH	Opp.	UH	Opp.	UH	Opp.	UH	Opp.
<b>JACKSON STATE</b>	<b>11/4/24</b>	<b>35</b>	<b>4</b>	<b>13</b>	<b>2</b>	<b>42</b>	<b>14</b>	<b>15</b>	<b>0</b>	<b>47</b>	<b>7</b>
vs. #11/11 Auburn	11/9/24	16	10	16	9	28	36	10	14	17	39
<b>LOUISIANA</b>	<b>11/13/24</b>	<b>27</b>	<b>3</b>	<b>17</b>	<b>5</b>	<b>34</b>	<b>12</b>	<b>15</b>	<b>2</b>	<b>39</b>	<b>21</b>
<b>rv/- HOFSTRA</b>	<b>11/22/24</b>	<b>17</b>	<b>5</b>	<b>13</b>	<b>6</b>	<b>26</b>	<b>14</b>	<b>7</b>	<b>0</b>	<b>44</b>	<b>10</b>
vs. #9/9 Alabama	11/26/24	18	10	13	15	26	22	5	3	18	31
vs. Notre Dame	11/27/24	11	4	13	7	24	22	0	0	19	0
vs. San Diego State	11/30/24	7	12	12	15	18	26	0	7	7	16
<b>BUTLER</b>	<b>12/7/24</b>	<b>14</b>	<b>11</b>	<b>12</b>	<b>11</b>	<b>28</b>	<b>6</b>	<b>6</b>	<b>2</b>	<b>22</b>	<b>15</b>
<b>TROY</b>	<b>12/10/24</b>	<b>16</b>	<b>12</b>	<b>10</b>	<b>14</b>	<b>16</b>	<b>20</b>	<b>5</b>	<b>5</b>	<b>16</b>	<b>12</b>
<b>TOLEDO</b>	<b>12/18/24</b>	<b>8</b>	<b>10</b>	<b>24</b>	<b>3</b>	<b>46</b>	<b>16</b>	<b>14</b>	<b>3</b>	<b>36</b>	<b>17</b>
<b>TEXAS A&amp;M-CORPUS CHRISTI</b>	<b>12/21/24</b>	<b>27</b>	<b>8</b>	<b>15</b>	<b>12</b>	<b>20</b>	<b>20</b>	<b>18</b>	<b>2</b>	<b>22</b>	<b>17</b>
* at Oklahoma State	12/30/24	16	7	7	10	28	20	14	9	4	28
* <b>BYU</b>	<b>1/4/25</b>	<b>24</b>	<b>5</b>	<b>18</b>	<b>7</b>	<b>24</b>	<b>18</b>	<b>13</b>	<b>4</b>	<b>41</b>	<b>24</b>
* <b>TCU</b>	<b>1/6/25</b>	<b>16</b>	<b>9</b>	<b>7</b>	<b>8</b>	<b>26</b>	<b>26</b>	<b>13</b>	<b>5</b>	<b>17</b>	<b>2</b>
* at Kansas State	1/11/25	21	7	20	1	52	18	10	9	30	12
* <b>rv/#25 WEST VIRGINIA</b>	<b>1/15/25</b>	<b>25</b>	<b>9</b>	<b>12</b>	<b>9</b>	<b>24</b>	<b>16</b>	<b>9</b>	<b>4</b>	<b>8</b>	<b>16</b>
* at UCF	1/18/25	10	10	18	15	48	26	5	10	23	9
* <b>UTAH</b>	<b>1/21/25</b>	<b>29</b>	<b>2</b>	<b>11</b>	<b>9</b>	<b>28</b>	<b>14</b>	<b>13</b>	<b>1</b>	<b>18</b>	<b>20</b>
* at #12/11 Kansas	1/25/25	17	8	4	13	36	38	8	8	25	19
* at rv/rv West Virginia	1/29/25	8	13	16	3	32	28	2	9	16	13
* <b>#22/19 TEXAS TECH</b>	<b>2/1/25</b>	<b>14</b>	<b>12</b>	<b>27</b>	<b>16</b>	<b>42</b>	<b>18</b>	<b>4</b>	<b>5</b>	<b>22</b>	<b>15</b>
* <b>OKLAHOMA STATE</b>	<b>2/4/25</b>	<b>16</b>	<b>17</b>	<b>16</b>	<b>0</b>	<b>32</b>	<b>32</b>	<b>0</b>	<b>12</b>	<b>6</b>	<b>14</b>
* at Colorado	2/8/25	12	17	18	7	42	20	9	8	7	18
* <b>rv/rv BAYLOR</b>	<b>2/10/25</b>	<b>28</b>	<b>14</b>	<b>16</b>	<b>7</b>	<b>32</b>	<b>24</b>	<b>7</b>	<b>7</b>	<b>24</b>	<b>1</b>
* at #13/13 Arizona	2/15/25	13	8	4	2	36	26	10	18	11	29
* at Arizona State	2/18/25	20	14	12	9	24	20	17	13	22	11
* <b>#8/8 IOWA STATE</b>	<b>2/22/25</b>	<b>16</b>	<b>16</b>	<b>4</b>	<b>8</b>	<b>20</b>	<b>22</b>	<b>11</b>	<b>3</b>	<b>11</b>	<b>4</b>
* at #10/10 Texas Tech	2/24/25	13	8	10	12	26	16	6	3	8	7
* <b>CINCINNATI</b>	<b>3/1/25</b>	<b>17</b>	<b>9</b>	<b>9</b>	<b>8</b>	<b>40</b>	<b>24</b>	<b>6</b>	<b>13</b>	<b>24</b>	<b>12</b>
* <b>KANSAS</b>	<b>3/3/25</b>	<b>18</b>	<b>8</b>	<b>11</b>	<b>6</b>	<b>18</b>	<b>24</b>	<b>9</b>	<b>4</b>	<b>17</b>	<b>18</b>
* at Baylor	3/8/25	10	15	6	9	20	20	5	10	6	6
vs. (16) Colorado	3/13/25	8	18	13	13	28	26	7	8	18	12
vs. #17/18 (4) BYU	3/14/25	---	---	---	---	---	---	---	---	---	---
<b>Totals</b>		<b>547</b>	<b>315</b>	<b>417</b>	<b>271</b>	<b>966</b>	<b>684</b>	<b>273</b>	<b>201</b>	<b>645</b>	<b>455</b>
<b>Averages</b>		<b>17.1</b>	<b>9.8</b>	<b>13.0</b>	<b>8.5</b>	<b>30.2</b>	<b>21.4</b>	<b>8.5</b>	<b>6.3</b>	<b>20.2</b>	<b>14.2</b>
<b>Big 12 Games Only Totals</b>		<b>335</b>	<b>195</b>	<b>230</b>	<b>156</b>	<b>596</b>	<b>422</b>	<b>179</b>	<b>146</b>	<b>324</b>	<b>265</b>
<b>Big 12 Games Only Averages</b>		<b>16.8</b>	<b>9.8</b>	<b>11.5</b>	<b>7.8</b>	<b>29.8</b>	<b>21.1</b>	<b>9.0</b>	<b>7.3</b>	<b>16.2</b>	<b>13.3</b>



## RECORDS WATCH

### TEAM • MISCELLANEOUS

#### CONSECUTIVE WINNING SEASONS

Rk.	No.	Seasons
1.	20	1959-60 through 1978-79
<b>2.</b>	<b>10</b>	<b>2015-16 – present</b>
3.	7	1986-87 through 1992-93
4.	6	2004-05 through 2009-10
5.	5	1980-81 through 1984-85
t6.	2	1954-55 through 1955-56
	2	1946 through 1946-47

#### CONSECUTIVE NON-LOSING SEASONS

Rk.	No.	Seasons
1.	34	1959-60 through 1992-93
<b>2.</b>	<b>10</b>	<b>2015-16 through present</b>
3.	6	2004-05 through 2009-10
4.	5	1946 through 1949-50
5.	3	2011-12 through 2013-14
6.	2	1954-55 through 1955-56

#### CONSECUTIVE 20-WIN SEASONS

Rk.	No.	Seasons
<b>1.</b>	<b>10</b>	<b>2015-16 through present</b>
t2.	4	1980-81 through 1983-84
	4	1969-70 through 1972-73
4.	3	1965-66 through 1967-68
t5.	2	2007-08 through 2008-09
	2	1991-92 through 1992-93
	2	1976-77 through 1977-78

#### VICTORIES – 4-YEAR PERIOD

Rk.	No.	Seasons
<b>t1.</b>	<b>125</b>	<b>2021-22 through present</b>
t1.	125	2020-21 through 2023-24
t3.	116	2019-20 through 2022-23
	116	2018-19 through 2021-22
5.	111	2017-18 through 2020-21
6.	109	1980-81 through 1983-84
t7.	104	2016-17 through 2019-20
	104	1981-82 through 1984-85
t9.	103	2015-16 through 2018-19
10.	100	1964-65 through 1967-68
11.	99	1966-67 through 1969-70

#### VICTORIES – 3-YEAR PERIOD

Rk.	No.	Seasons
1.	97	2021-22 through 2023-24
<b>t2.</b>	<b>93</b>	<b>2022-23 through present</b>
t2.	93	2020-21 through 2022-23
4.	88	1981-82 through 1983-84
5	84	2018-19 through 2020-21
t6.	83	2019-20 through 2021-22
	83	2017-18 through 2019-20
t8.	81	2016-17 through 2018-19
	81	1965-66 through 1967-68
10.	79	1982-83 through 1984-85
11.	77	1980-81 through 1982-83

#### WINNINGEST 4-YEAR CLASSES

Rk.	Wins	Years (Records)	Four-Year Lettermen in Senior Class
t1.	125	<b>21-22</b> (32-6), <b>22-23</b> (33-4), <b>23-24</b> (32-5), <b>24-25</b> (28-4)	<b>J'Wan Roberts, Ramon Walker Jr.</b>
t1.	125	<b>20-21</b> (28-4), <b>21-22</b> (32-6), <b>22-23</b> (33-4), <b>23-24</b> (32-5)	<b>Ryan Elvin, J'Wan Roberts, Jamal Shead</b>
t3.	116	<b>18-19</b> (33-4), <b>19-20</b> (23-8), <b>20-21</b> (28-4), <b>21-22</b> (32-6)	<b>Fabian White Jr.</b>
	116	<b>19-20</b> (23-8), <b>20-21</b> (28-4), <b>21-22</b> (32-6), <b>22-23</b> (33-4)	<b>Marcus Sasser</b>
5.	111	<b>17-18</b> (27-8), <b>18-19</b> (33-4), <b>19-20</b> (23-8), <b>20-21</b> (28-4)	---
6.	109	<b>80-81</b> (21-9), <b>81-82</b> (25-8), <b>82-83</b> (31-3), <b>83-84</b> (32-5)	<b>Michael Young</b>
t7.	104	<b>16-17</b> (21-11), <b>17-18</b> (27-8), <b>18-19</b> (33-4), <b>19-20</b> (23-8)	---
t7.	104	<b>81-82</b> (25-8), <b>82-83</b> (31-3), <b>83-84</b> (32-5), <b>84-85</b> (16-14)	<b>Eric Dickens, Reid Gettys</b>
9.	103	<b>15-16</b> (22-10), <b>16-17</b> (21-11), <b>17-18</b> (27-8), <b>18-19</b> (33-4)	<b>Galen Robinson Jr.</b>
10.	100	<b>64-65</b> (19-10), <b>65-66</b> (23-6), <b>66-67</b> (27-4), <b>67-68</b> (31-2)	<b>Don Chaney, Elvin Hayes</b>
11.	99	<b>66-67</b> (27-4), <b>67-68</b> (31-2), <b>68-69</b> (16-10), <b>69-70</b> (25-5)	<b>Melvin Bell, Tom Gribben</b>
12.	97	<b>65-66</b> (23-6), <b>66-67</b> (27-4), <b>67-68</b> (31-2), <b>68-69</b> (16-10)	<b>Niemer Hamood, Theodis Lee, Ken Spain</b>
13.	94	<b>67-68</b> (31-2), <b>68-69</b> (16-10), <b>69-70</b> (25-5), <b>70-71</b> (22-7)	---
14.	93	<b>82-83</b> (31-3), <b>83-84</b> (32-5), <b>84-85</b> (16-14), <b>85-86</b> (14-14)	<b>Alvin Franklin, Renaldo Thomas</b>
15.	91	<b>79-80</b> (14-14), <b>80-81</b> (21-9), <b>81-82</b> (25-8), <b>82-83</b> (31-3)	<b>David Bunce, Larry Micheaux</b>
16.	90	<b>69-70</b> (25-5), <b>70-71</b> (22-7), <b>71-72</b> (20-7), <b>72-73</b> (23-4)	<b>Clay Hoster, Steve Newsome, Doug Worrell</b>
17.	89	<b>89-90</b> (25-8), <b>90-91</b> (18-11), <b>91-92</b> (25-6), <b>92-93</b> (21-9)	<b>Darrell Grayson</b>
t18.	87	<b>75-76</b> (17-11), <b>76-77</b> (29-8), <b>77-78</b> (25-8), <b>78-79</b> (16-15)	<b>Ken Ciolli, George Walker</b>
	87	<b>74-75</b> , <b>75-76</b> (17-11), <b>76-77</b> (29-8), <b>77-78</b> (25-8)	<b>Cecil Rose, Charles Thompson</b>
t20.	85	<b>88-89</b> (17-14), <b>89-90</b> (25-8), <b>90-91</b> (18-11), <b>91-92</b> (25-6)	<b>Derrick Daniels, Roger Fernandes, Craig Upchurch</b>
	85	<b>63-64</b> (16-10), <b>64-65</b> (19-10), <b>65-66</b> (23-6), <b>66-67</b> (27-4)	<b>Gary Grider, Leary Lentz</b>

**Bold** – Played 4+ seasons at Houston | (3+ years for those who played before freshmen eligibility)

#### VICTORIES – 2-YEAR PERIOD

Rk.	No.	Seasons
t1.	65	2022-23 through 2023-24
t1.	65	2021-22 through 2022-23
3.	63	1983-83 through 1983-84
4.	61	2020-21 through 2021-22
<b>t5.</b>	<b>60</b>	<b>2023-24 through present</b>
t5.	60	2017-18 through 2018-19
7.	58	1966-67 through 1967-68
t8.	56	2018-19 through 2019-20
	56	1981-82 through 1982-83
10.	54	1976-77 through 1977-78

## RECORDS WATCH

### INDIVIDUAL • CAREER

#### WINS

Rk.	No.	Player	Record	Years
1.	144	<b>J'Wan Roberts</b>	<b>144-23</b>	<b>2019 –</b>
2.	121	Fabian White Jr.	121-28	2017-22
3.	120	Jamal Shead	120-18	2020-24
4.	109	Michael Young	109-25	1980-84
5.	106	<b>Ja'Vier Francis</b>	<b>106-13</b>	<b>2021 –</b>
6.	103	Galen Robinson Jr.	103-33	2015-19
7.	95	Reid Gettys	95-25	1981-85
t8.	90	Reggie Chaney	90-14	2020-23
		Marcus Sasser	90-17	2019-23
		Alvin Franklin	90-35	1982-86
11.	89	Larry Micheaux	89-34	1979-83

#### CONFERENCE WINS

Rk.	No.	Player	Record	Years
1.	79	<b>J'Wan Roberts (American/Big 12)</b>	<b>79-11</b>	<b>2019 –</b>
2.	67	<b>Ja'Vier Francis (American/Big 12)</b>	<b>67-6</b>	<b>2021 –</b>
3.	61	Fabian White Jr. (American)	61-15	2017-22
4.	59	Jamal Shead (American/Big 12)	59-9	2020-24
5.	54	Galen Robinson Jr. (American)	54-18	2015-19
6.	52	Michael Young (SWC)	52-12	1980-84
7.	47	Alvin Franklin (SWC)	47-17	1982-86
t8.	45	Reggie Chaney (AAC)	45-7	2020-23
		Larry Micheaux (SWC)	45-19	1979-83
t10.	44	Marcus Sasser (American)	44-9	2019-23
		Reid Gettys (SWC)	44-16	1981-85

#### FERTITTA CENTER WINS

Rk.	No.	Player	Record	Years
1.	77	<b>J'Wan Roberts</b>	<b>77-4</b>	<b>2019 –</b>
2.	62	Jamal Shead	62-3	2020-24
3.	56	<b>Ja'Vier Francis</b>	<b>56-2</b>	<b>2021 –</b>
t4.	49	Marcus Sasser	49-4	2019-23
	49	Fabian White Jr.	49-4	2017-22
6.	46	<b>Emanuel Sharp</b>	<b>46-1</b>	<b>2021 –</b>
7.	45	Reggie Chaney	45-3	2020-23
8.	43	Brisson Gresham	43-3	2018-21
t9.	40	DeJon Jarreau	40-3	2018-21
		Ryan Elvin	40-0	2020-24
11.	37	<b>Terrance Arceneaux</b>	<b>37-2</b>	<b>2022 –</b>
12.	36	<b>Ramon Walker Jr.</b>	<b>36-2</b>	<b>2021 –</b>
13.	34	Tramon Mark	34-2	2020-23

#### POINTS

Rk.	No.	Player	G	Years
1.	2,884	Elvin Hayes	93	1965-68
2.	2,832	Otis Birdsong	116	1973-77
3.	2,043	Michael Young	134	1980-84
4.	1,880	Craig Upchurch	126	1987-92
5.	1,838	Rob Williams	88	1979-82
6.	1,765	Louis Dunbar	79	1972-75
7.	1,741	Dwight Davis	84	1969-72
8.	1,710	Rob Gray	91	2015-18
9.	1,684	Alvin Franklin	125	1982-86
10.	1,662	Greg Anderson	123	1983-87
11.	1,548	Rickie Winslow	123	1983-87
12.	1,516	Aubrey Coleman	67	2008-10
13.	1,476	Kenneth Williams	126	1976-80
14.	1,465	Kelvin Lewis	100	2007-10
15.	1,458	Marcus Sasser	107	2019-23
16.	1,452	Gary Phillips	79	1958-61
17.	1,435	Robert McKiver	67	2006-08
18.	1,407	Andre Owens	87	2002-05
19.	1,388	TaShawn Thomas	96	2011-14
20.	1,383	Clyde Drexler	96	1980-83
21.	1,381	Charles Thompson	118	1974-78
22.	1,333	Jamal Shead	138	2020 –
23.	1,332	Hakeem Olajuwon	100	1981-84
24.	1,322	Larry Micheaux	123	1979-83
25.	1,298	Tim Moore	70	1993-96
26.	1,250	Lanny Smith	122	2003-08
27.	1,244	Cecil Rose	114	1974-78
28.	1,237	Joe Hamood	84	1963-66
29.	1,234	Fabian White Jr.	149	2017-22
30.	1,231	Ollie Taylor	56	1968-70
31.	<b>1,218</b>	<b>J'Wan Roberts</b>	<b>167</b>	<b>2019 –</b>
32.	1,195	Ted Luckenbill	72	1958-61
33.	1,162	Don Boldebeck	51	1954-56
34.	1,139	Don Scherak	85	1960-64
35.	1,135	Galen Robinson	96	1994-98
36.	1,133	Don Chaney	90	1965-68
37.	1,132	George Williams	90	1999-02
38.	1,131	Kenny Younger	87	1997-00
39.	1,114	Gee Gervin	58	1998-00
40.	1,107	George Walker	129	1975-79
41.	1,088	Steve Newsome	83	1970-73
42.	1,087	Derrick Daniels	124	1988-92
43.	1,086	Corey Davis Jr.	72	2017-19
44.	1,077	Jherrod Stiggers	97	2011-15
45.	1,073	Lyle Harger	76	1960-63
45	<b>1,061</b>	<b>LJ Cryer</b>	<b>69</b>	<b>2023 –</b>
46.	1,057	Richard Hollis	62	1987-89
47.	1,051	Byron Smith	62	1989-91
48.	1,050	David Marrs	102	1972-76
50.	1,041	Damon Jones	81	1994-97
51.	1,026	Lloyd Hendrix	89	1947-51
52.	1,025	Ken Spain	90	1966-69
53.	<b>1,010</b>	<b>Emanuel Sharp</b>	<b>99</b>	<b>2021 –</b>
54.	1,001	Damyean Dotson	64	2015-17

#### 1,000-POINT COLLEGIATE CAREERS

**	<b>1,849</b>	<b>LJ Cryer (career)</b>	<b>139</b>	<b>2020 –</b>
**	<b>1,098</b>	<b>Mylik Wilson (career)</b>	<b>155</b>	<b>2019 –</b>

#### FASTEST to 1,000 Points

Rk.	G	Player	Years
1.	37	Elvin Hayes	1965-68
2.	43	Don Boldebeck	1954-56
t3.	47	Louis Dunbar	1972-75
		Ollie Taylor	1968-70
5.	45	Aubrey Coleman	2008-10
6.	50	Rob Williams	1979-82
7.	51	Gee Gervin	1998-00
t8.	52	Robert McKiver	2006-08
		Otis Birdsong	1973-77
10.	53	Dwight Davis	1969-72
11.	54	Tim Moore	1993-96
t12.	55	Rob Gray	2015-18
		Gary Phillips	1958-61
t14.	59	Byron Smith	1989-91
		Richard Hollis	1987-89
16.	62	Ted Luckenbill	1958-61
17.	64	Damyean Dotson	2015-17
18.	65	Andre Owens	2002-05
19.	<b>66</b>	<b>LJ Cryer</b>	<b>2023 –</b>
20.	68	Craig Upchurch	1987-92
21.	69	Corey Davis Jr.	2017-19
t22.	70	TaShawn Thomas	2011-14
		Kelvin Lewis	2007-10
24.	71	Clyde Drexler	1980-83
t25.	73	Joe Hamood	1963-66
		Lyle Harger	1960-63
t27.	75	George Williams	1999-02
		Kenny Younger	1997-00
		Donnie Schverak	1960-64
30.	76	Steve Newsome	1970-73
31.	* 77	<i>Lloyd Hendrix</i>	<i>1947-51</i>
32.	78	Damon Jones	1994-97
33.	79	Michael Young	1980-84
34.	80	Marcus Sasser	2019-23
t35.	81	Hakeem Olajuwon	1981-84
		Don Chaney	1965-68
37.	83	Rickie Winslow	1983-87
38.	85	Lanny Smith	2003-08
t39.	87	Galen Robinson	1994-98
		Greg Anderson	1983-87
t41.	89	Alvin Franklin	1982-86
		Ken Spain	1966-69
43.	92	Jherrod Stiggers	2013-15
44.	94	Charles Thompson	1974-78
45.	95	Kenneth Williams	1976-80
46.	98	Larry Micheaux	1979-83
t47.	<b>99</b>	<b>Emanuel Sharp</b>	<b>2021 –</b>
		Cecil Rose	1974-78
49.	100	David Marrs	1972-76
t50.	116	Jamal Shead	2020-24
		Derrick Daniels	1988-92
52.	123	George Walker	1975-79
53.	132	Fabian White Jr.	2017-22
54	<b>150</b>	<b>J'Wan Roberts</b>	<b>2019 –</b>

\* – Game-by-game records from 1947-55 are incomplete.  
Hendrix' game total is estimated based on  
scoring average from the 1950-51 season. Exact number is unknown.



## RECORDS WATCH

### REBOUNDS

Rk.	No.	Player	G	Years
1.	1,602	Elvin Hayes	93	1965-68
2.	1,067	Hakeem Olajuwon	100	1981-84
3.	1,045	Greg Anderson	123	1983-87
4.	<b>1,008</b>	<b>J'Wan Roberts</b>	<b>167</b>	<b>2019 –</b>
5.	969	Rickie Winslow	124	1983-87
6.	961	Dwight Davis	84	1969-72
7.	948	Clyde Drexler	96	1980-83
8.	863	Don Boldebuck	51	1954-55
9.	859	Ken Spain	90	1966-69
10.	833	TaShawn Thomas	96	2011-14
11.	797	Craig Upchurch	126	1987-92
12.	795	Michael Young	134	1980-84
13.	787	Larry Micheaux	123	1979-83
14.	777	Charles Thompson	118	1974-78
15.	766	Lyle Harger	76	1960-63
16.	765	Maurice Pressley	79	1972-75
17.	755	Steve Newsome	83	1970-73
18.	739	Dwight Jones	54	1971-73
19.	735	Leary Lentz	89	1964-67
20.	704	Fabian White Jr.	149	2017-22
21.	703	Tim Moore	49	1993-96

### GAMES PLAYED

Rk.	No.	Player	Years
1.	<b>167</b>	<b>J'Wan Roberts</b>	<b>2019 –</b>
2.	149	Fabian White Jr.	2017-22
3.	138	Jamal Shead	2020-24
4.	136	Galen Robinson Jr.	2015-19
5.	134	Michael Young	1980-84
t6.	129	Ken Ciolli	1975-79
		George Walker	1975-79
t8.	126	Danrad Knowles	2013-17
		Craig Upchurch	1987-92
		Kenneth Williams	1976-80
11.	125	Alvin Franklin	1982-86
t12.	124	Derrick Daniels	1988-92
		Rickie Winslow	1983-87
t14.	123	Greg Anderson	1983-87
		Larry Micheaux	1979-83
t16.	122	Zamal Nixon	2007-11
		Lanny Smith	2003-08
18.	120	Reid Gettys	1981-85
19.	119	Marcus Oliver	1999-04
20.	118	Charles Thompson	1974-78

### GAMES STARTED

Rk.	No.	Player	Years
1.	129	Michael Young	1980-84
2.	126	Craig Upchurch	1987-92
3.	124	Derrick Daniels	1988-92
4.	123	Rickie Winslow	1983-87
5.	119	Galen Robinson Jr.	2015-19
6.	113	Lanny Smith	2003-08
7.	112	Alvin Franklin	1982-86
t8.	108	Jamal Shead	2020-24
t8.	107	Larry Micheaux	1979-83
10.	<b>104</b>	<b>J'Wan Roberts</b>	<b>2019 –</b>
11.	96	TaShawn Thomas	2011-14
12.	95	Clyde Drexler	1980-83
13.	94	Greg Anderson	1983-87
14.	93	Marcus Sasser	2019-23
15.	91	Kelvin Lewis	2007-10
t16.	90	Fabian White Jr.	2017-22
17.	88	George Williams	1999-02
18.	87	Kenny Younger	1997-00
t19.	86	Rob Williams	1979-82
20.	85	Andre Owens	2002-05
21.	82	Jack Foster	1953-56

### MINUTES PLAYED

Rk.	No.	Player	G	Years
1.	4,498	Michael Young	134	1980-84
2.	4,087	Rickie Winslow	124	1983-87
3.	4,065	Derrick Daniels	124	1988-92
4.	4,062	Otis Birdsong	116	1973-77
5.	3,916	Craig Upchurch	126	1987-92
6.	3,830	Alvin Franklin	125	1982-86
7.	3,788	Jamal Shead	138	2020-24
8.	3,773	Galen Robinson Jr.	136	2015-19
9.	<b>3,763</b>	<b>J'Wan Roberts</b>	<b>167</b>	<b>2019 –</b>
10.	3,535	Lanny Smith	122	2003-08
11.	3,457	Greg Anderson	123	1983-87
12.	3,418	Larry Micheaux	123	1979-83
13.	3,335	Elvin Hayes	93	1965-68
14.	3,299	Kelvin Lewis	100	2007-10
15.	3,255	Clyde Drexler	96	1980-83
16.	3,161	Fabian White Jr.	149	2017-22
17.	3,132	Marcus Sasser	107	2019-23
18.	3,129	Rob Williams	88	1979-82
19.	3,115	Andre Owens	87	2002-05
20.	3,039	George Williams	90	1999-02
21.	3,036	Dwight Davis	84	1969-72

### 3-POINT FIELD GOALS

Rk.	No.	Player	G	Years
1.	276	Marcus Sasser	107	2019-23
2.	261	Robert McKiver	67	2007-08
3.	251	Kelvin Lewis	65	2007-10
4.	243	Jherrod Stiggers	97	2011-15
5.	229	Armoni Brooks	100	2016-19
6.	227	Andre Owens	87	2002-34
7.	214	Corey Davis Jr.	72	2017-19
8.	<b>207</b>	<b>LJ Cryer</b>	<b>69</b>	<b>2023 –</b>
9.	<b>191</b>	<b>Emanuel Sharp</b>	<b>99</b>	<b>2021 –</b>
10.	183	Lanny Smith	122	2003-08
t10.	182	Damon Jones	81	1994-97
12.	172	Rob Gray	92	2015-18
13.	170	Damyean Dotson	64	2015-17
14.	168	Derrick Daniels	124	1988-92
15.	161	Oliver Lafayette	64	2005-07
16.	145	Jessie Drain	115	1991-95
17.	142	Quentin Grimes	60	2019-21

### 3-POINT FIELD GOALS ATTEMPTS

Rk.	No.	Player	G	Years
1.	748	Marcus Sasser	107	2019-23
2.	719	Robert McKiver	67	2007-08
3.	679	Jherrod Stiggers	97	2011-15
4.	675	Andre Owens	87	2002-05
5.	658	Kelvin Lewis	65	2007-10
6.	577	Armoni Brooks	100	2016-19
7.	536	Corey Davis Jr.	72	2017-19
8.	530	Lanny Smith	122	2003-08
9.	521	Damon Jones	81	1994-97
10.	<b>511</b>	<b>LJ Cryer</b>	<b>69</b>	<b>2023 –</b>
11.	<b>504</b>	<b>Emanuel Sharp</b>	<b>99</b>	<b>2021 –</b>
12.	500	Oliver Lafayette	64	2005-07
13.	475	Rob Gray	91	2015-18
14.	439	Derrick Daniels	124	1988-92
15.	413	Damyean Dotson	64	2015-17
16.	411	Jessie Drain	115	1991-95
17.	377	Quentin Grimes	60	2019-21

### 3-POINT FIELD GOAL PERCENTAGE (min. 85 made)

Rk.	Pct.	Player	FGM-A	Years
1.	.431	Wes VanBeek	103-239	2014-18
2.	.423	Byron Smith	137-324	1989-91
3.	.4116	Damyean Dotson	170-413	2015-17
4.	<b>.4051</b>	<b>LJ Cryer</b>	<b>207-511</b>	<b>2023 –</b>
5.	.4020	Joseph Young	121-301	2010-13
6.	.400	Adam Brown	96-240	2009-11
7.	.3993	Corey Davis Jr.	214-536	2017-19

8.	.3969	Armoni Brooks	229-577	2016-19
9.	.3935	Dominic Smith	85-216	2000-02
10.	.3917	Darian Thibodeaux	94-240	2010-12
11.	.390	Horace Chaney	139-356	1987-89
12.	.3839	Dion Dowell	124-323	2006-08
13.	.3827	Derrick Daniels	168-439	1988-92
14.	.3815	Kelvin Lewis	251-658	2007-10
15.	<b>.3790</b>	<b>Emanuel Sharp</b>	<b>191-504</b>	<b>2021 –</b>
16.	.37864	Gee Gervin	117-309	1998-00
17.	.3767	Quentin Grimes	142-377	2019-21

### 3-POINT FIELD GOALS per GAME (min. 85 made)

Rk.	No.	Player	3FG	G	Years
1.	3.90	Robert McKiver	261	67	2006-08
2.	<b>3.00</b>	<b>LJ Cryer</b>	<b>207</b>	<b>69</b>	<b>2023 –</b>
3.	2.972	Corey Davis Jr.	214	72	2017-19
4.	2.656	Damyean Dotson	170	64	2015-17
5.	2.609	Andre Owens	226	87	2002-05
6.	2.58	Marcus Sasser	276	107	2019-23
7.	2.516	Oliver Lafayette	161	64	2005-07
8.	2.51	Kelvin Lewis	251	100	2007-10
9.	2.505	Jherrod Stiggers	243	91	2011-15
10.	2.37	Quentin Grimes	142	60	2019-21
11.	2.29	Armoni Brooks	229	100	2016-19
12.	2.289	Marcus Sasser	135	59	2019-23
13.	2.279	Horace Chaney	139	61	1987-89
14.	2.247	Damon Jones	182	81	1994-97
15.	2.210	Byron Smith	137	62	1989-91
16.	2.032	Dion Dowell	124	61	2006-08
**	<b>1.929</b>	<b>Emanuel Sharp</b>	<b>191</b>	<b>99</b>	<b>2021 –</b>

### CONSECUTIVE GAMES with 3-POINT FGM

Rk.	No.	Player	Dates
t1.	32	Quentin Grimes	3/5/20 – 4/4/21
		Damyean Dotson	11/11/16 – 3/16/17
3.	29	Corey Davis Jr.	11/25/17 – 3/15/18
4.	28	Robert McKiver	11/26/07 – 3/27/08
t5.	26	Corey Davis Jr.	12/23/18 – 3/30/19
		Jherrod Stiggers	2/5/14 – 1/15/15
		Kelvin Lewis	3/7/09 – 2/6/10
8.	25	Robert McKiver	11/13/06 – 2/19/0
9.	24	Armoni Brooks	3/17/18 – 2/10/19
10.	23	Richard Hollis	1/9 – 11/30/88
**	<b>22</b>	<b>LJ Cryer</b>	<b>12/21/24 – present</b>
**	<b>7</b>	<b>Emanuel Sharp</b>	<b>2/18/25 – present</b>

### BLOCKED SHOTS

Rk.	No.	Player	G	Years
1.	454	Hakeem Olajuwon	100	1980-84
2.	231	Dwight Davis	84	1969-72
3.	227	Greg Anderson	123	1983-87
4.	211	Bo Outlaw	61	1991-93
5.	209	TaShawn Thomas	96	2011-14
6.	160	Anwar Ferguson	55	2002-04
7.	155	Dwight Jones	54	1969-71
8.	137	Danrad Knowles	126	2013-17
9.	<b>136</b>	<b>Ja'Vier Francis</b>	<b>120</b>	<b>2019 –</b>
11.	135	Maurice Pressley	79	1972-75
12.	133	Tim Moore	70	1993-96
13.	132	Larry Micheaux	123	1979-83
t14.	<b>131</b>	<b>J'Wan Roberts</b>	<b>167</b>	<b>2019 –</b>
14.	131	Brisen Gresham	99	2018-21
t16.	130	Fabian White Jr.	149	2017-22
17.	107	George Williams	90	1999-02
18.	102	Rickie Winslow	124	1983-87
19.	100	David Marrs	102	1972-76

## RECORDS WATCH

### INDIVIDUAL • SEASON

#### 3-POINT FIELD GOALS MADE

Rk.	No.	Player	G	Years
1.	145	Robert McKiver	33	2007-08
2.	121	Armoni Brooks	37	2018-19
3.	116	Robert McKiver	33	2006-07
4.	112	<b>LJ Cryer</b>	<b>37</b>	<b>2023-24</b>
5.	111	Corey Davis Jr	37	2018-19
6.	108	Damyean Dotson	32	2016-17
7.	103	Corey Davis Jr.	35	2017-18
8.	102	Kelvin Lewis	35	2009-10
t9.	100	Quentin Grimes	30	2020-21
		Andre Owens	32	2004-05
**	95	<b>LJ Cryer</b>	<b>32</b>	<b>2024-25</b>

#### 3-POINT FIELD GOALS per GAME (min. 70 made)

Rk.	No.	Player	3FG	G	Years
1.	4.3	Robert McKiver	145	34	2007-08
2	3.5	Robert McKiver	116	33	2006-07
3.	3.38	Damyean Dotson	108	32	2016-17
4.	3.33	Quentin Grimes	100	30	2020-21
5.	3.27	Armoni Brooks	121	37	2018-19
6.	3.13	Andre Owens	100	32	2004-05
7.	3.097	Jherrod Stiggers	96	31	2014-15
8	3.06	<b>LJ Cryer</b>	<b>95</b>	<b>31</b>	<b>2024-25</b>
9.	3.03	<b>LJ Cryer</b>	<b>112</b>	<b>37</b>	<b>2023-24</b>
10.	3.0	Corey Davis Jr.	111	37	2018-19
11.	2.94	Corey Davis Jr.	103	35	2017-18
12.	2.91	Kelvin Lewis	102	35	2009-10
13.	2.82	Kelvin Lewis	93	33	2008-09
**	2.21	<b>Emanuel Sharp</b>	<b>62</b>	<b>28</b>	<b>2024-25</b>

#### 100 3-POINT FIELD GOAL SEASONS

2

Corey Davis Jr. 2018-19 (111); 2017-18 (103)  
Robert McKiver 2007-08 (145); 2006-07 (116)

1

**LJ Cryer** 2024-25 (95); 2023-24 (112)  
Quentin Grimes 2020-21 (100)  
Armoni Brooks 2018-19 (121)  
Damyean Dotson 2016-17 (108)  
Kelvin Lewis 2009-10 (102)  
Andre Owens 2004-05 (100)

#### 3-POINT FIELD GOALS ATTEMPTS

Rk.	No.	Player	G	Years
1.	376	Robert McKiver	34	2007-08
2.	343	Robert McKiver	33	2006-07
3.	310	Armoni Brooks	37	2018-19
4.	296	Corey Davis Jr.	37	2018-19
5.	294	Kyler Edwards	37	2021-22
6.	289	<b>LJ Cryer</b>	<b>36</b>	<b>2023-24</b>
t7.	280	Jherrod Stiggers	31	2014-15
		Andre Owens	32	2004-05
9.	270	Oliver Lafayette	31	2005-06
10.	257	Kelvin Lewis	35	2009-10
11.	252	Kelvin Lewis	33	2008-09
12.	250	Marcus Sasser	36	2022-23
13.	248	Quentin Grimes	30	2020-21
14.	244	Damyean Dotson	33	2016-17
15.	240	Corey Davis Jr.	35	2017-19
**	222	<b>LJ Cryer</b>	<b>32</b>	<b>2024-25</b>
**	157	<b>Emanuel Sharp</b>	<b>29</b>	<b>2024-25</b>

### ASSISTS

Rk.	No.	Player	G	Years
1.	309	Reid Gettys	37	1983-84
2.	233	Jamal Shead	37	2023-24
3.	221	Jamal Shead	38	2021-22
4.	209	Reid Gettys	34	1982-83
5.	208	Reid Gettys	30	1984-85
6.	201	Ken Ciolli	37	1976-77
7.	200	Jamal Shead	37	2022-23
8.	196	Derrick Daniels	33	1989-90
9.	190	Joe Hamood	29	1965-66
10.	183	Galen Robinson Jr.	37	2018-19
11.	181	Derrick Daniels	31	1988-89
12.	180	Poo Welch	30	1969-70
13.	179	Derrick Daniels	29	1990-91
14.	173	Ken Ciolli	31	1978-79
15.	170	Anthony Goldwire	30	1992-93
16.	167	Desmond Wade	35	2009-10
17.	164	Anthony Goldwire	27	1993-94
t18.	162	Lanny Smith	30	2005-06
		Randy Brown	29	1987-88
		Donnell Hayes	26	1973-74
21.	160	Ken Ciolli	33	1977-78
22.	158	Gary Grider	31	1966-67
t23.	157	Alvin Franklin	37	1983-84
		George Reynolds	28	1967-68
t25.	155	Galen Robinson Jr.	32	2016-17
		Cecil Rose	33	1977-78
		Derrick Daniels	31	1991-92
28.	154	L.J. Rose	28	2013-14
29.	148	Rob Gray	34	2017-18
t30.	146	Rob Williams	30	1980-81
		Tom Gribben	26	1968-69
32.	145	Otis Birdsong	36	1976-77
t33.	141	Zamal Nixon	30	2010-11
		Alvin Franklin	30	1984-85
35.	138	<b>Milos Uzan</b>	<b>31</b>	<b>2024-25</b>
t36.	134	Lanny Smith	32	2004-05
		Rob Williams	30	1981-82
		Poo Welch	29	1970-71
39.	133	DeJon Jarreau	31	2020-21
t40.	132	Damon Jones	27	1996-97
		Lynden Rose	33	1981-82
t42.	130	Galen Robinson Jr.	35	2017-18
		Tom Gribben	30	1969-70
44.	129	Clyde Drexler	34	1982-83
t45.	127	Brian Latham	31	2005-06
		Alvin Franklin	28	1985-86
		Rob Williams	28	1979-80
t48.	125	Don Chaney	33	1967-68
		Theodis Lee	33	1967-68
t50.	121	Tommy Davis	28	1994-95
		Steve Newsome	27	1972-73
52.	120	Joe Hamood	29	1964-65

### TEAM • SEASON

#### VICTORIES

t1.	33	33-4	2022-23
	33	33-4	2018-19
t3.	32	32-5	2023-24
	32	32-6	2021-22
	32	32-5	1983-84
t6.	31	31-3	1982-83
	31	31-2	1967-68
8.	29	29-8	1976-77
t9.	28	27-4	2024-25
t9.	28	28-4	2020-21
t11.	27	27-8	2017-18
	27	27-4	1966-67

#### 3-POINT FIELD GOALS MADE

1.	375	2007-08
2.	333	2018-19
3.	330	2006-07
4.	298	2021-22
5.	297	2017-18
6.	290	2009-10
t7.	286	2023-24
	286	2005-06
9.	284	2022-23
10.	268	2016-17
**	255	2024-25

#### BLOCKED SHOTS

1.	286	1983-84
2.	269	1982-83
3.	196	2021-22
t4.	182	2022-23
	182	2013-14
6.	178	2023-24
7.	171	1981-82
8.	161	2018-19
9.	157	1992-93
t10.	151	2019-20
	151	2003-04
**	147	2024-25

#### 3-POINT FIELD GOAL PERCENTAGE

1.	.425	150-353	1989-90
2.	<b>.3984</b>	<b>255-640</b>	<b>2024-25</b>
3.	.3950	94-238	1986-87
4.	.3935	268-681	2016-17
5.	.3894	176-452	2010-11
6.	.3867	297-768	2017-18
7.	.383	149-389	2001-02
8.	.383	162-423	1987-88
9.	.372	140-376	1996-97
10.	.367	212-578	2013-14
11.	.364	209-574	1990-91

#### FREE THROW PERCENTAGE

1.	.770	552-717	2007-08
2.	.7464	562-753	2008-09
3.	.7442	582-782	1965-66
4.	<b>.7348</b>	<b>388-528</b>	<b>2024-25</b>
5.	.7327	466-636	2022-23
6.	.7301	449-615	2019-20
7.	.7233	536-741	1957-58
8.	.718	484-674	2017-18
9.	.717	390-544	2016-17
10.	.716	638-891	1969-70
11.	.715	457-639	2006-07



## WELCOME to the HOUSTON COUGARS, JACE ABARCA



• **Jace Abarca** returns for his third season with the University of Houston Men's Basketball program as Head Ball Kid in 2024-25.

• Jace joined the Cougars in a special ceremony inside the Guy V. Lewis Development Facility prior to the 2022-23 season on Oct. 4, 2022.

• Sitting beside his parents, Yaneth and James, and with his two brothers, Jace signed his Cougars Letter of Intent in front of his new teammates, coaches and the University of Houston band and cheer members and media members.

• As part of his signing, Jace serves as the Head Ball Kid at all Houston home Men's Basketball games inside the Fertitta Center.

• Jace joined the Cougars as part of a partnership with Team IMPACT. He lives with lupus and kidney disorders. Lupus is an inflammatory disease in which the body's immune systems attacks its own tissues and organs.

• Jace loves to read and play video games, like Roblox and Fortnite. He also enjoys science, engineering and geography. Jace is a big fan of the TV show Chicago Med and loves to talk about medical things.

• Nine-year-old **Nicholas Hickey** was Houston Men's Basketball's first Team IMPACT signee in October 2017. Nicholas battled epilepsy, apraxia of speech and autism.



### HOUSTON ATHLETICS & TEAM IMPACT

<b>2022</b>	<b>Jace Abarca</b>	<b>Men's Basketball</b>
	Emilia	Swimming and Diving
	Bella	Soccer
<b>2021</b>	<b>Vinny Robins</b>	<b>Football</b>
<b>2017</b>	<b>Nicholas Hickey</b>	<b>Men's Basketball</b>
	Zamya Sumling	Volleyball
<b>2014</b>	<b>Maycie Gonzalez</b>	<b>Track &amp; Field</b>

• Houston Athletics has worked with Team IMPACT for the past 2+ years, matching children across its Men's Basketball, Football, Soccer and Swimming and Diving programs.





The University of Houston Men's and Women's Basketball programs began play in a new game arena during the 2018-19 season when the Fertitta Center officially opened with a 65-61 win over No. 18/21 Oregon on Dec. 1, 2018, in front of a sellout crowd of 7,039.

With the completion of the 2016-17 season, Hofheinz Pavilion underwent a \$60 million renovation. The renovation was made possible through a generous \$20 million donation from University of System Board of Regents Chairman Tilman J. Fertitta and his family in late August 2016.

The facility features a premium club area and a courtside club. The reconfigured bowl moved mid-court seating locations closer to game action with floor-level seating opposite the team benches for UH students. Renovations included a new audio system, sports lighting and video boards as well as new concession stands and expanded restrooms. The facility's exterior also was refreshed.

Prominent to the center's exterior, the renovation will preserve the legacy of the Hofheinz family and its contributions to both UH and the city of Houston.

## QUICK FACTS

<b>Name:</b>	Fertitta Center
<b>Location:</b>	3422 Cullen Blvd. Corner of Cullen Boulevard and Holman Street on the UH campus
<b>Capacity:</b>	7,035
<b>All-Time Record:</b>	109-7 (.940)
<b>All-Time Attendance:</b>	741,927 (6,396 avg.)
<b>First Game:</b>	vs. #18/21 Oregon (Dec. 1, 2018)
<b>First Win:</b>	W, 65-61, vs. #18/21 Oregon (Dec. 1, 2018)
<b>Current Streak:</b>	5 wins (Feb 4, 2025 – present)
<b>Long Winning Streak:</b>	37 games (Dec. 19, 2019 – Feb. 12, 2022)
<b>Long Losing Streak:</b>	1 (Feb. 1, 2025 – Jan. 22, 2023; Dec. 10, 2022; Feb. 12, 2022; Dec. 15, 2019; Nov. 15, 2019; March 2, 2019)
<b>Renovation Cost:</b>	\$60 million
<b>Historic Donation:</b>	\$20 million from UH System Board of Regents Chairman Tilman J. Fertitta and his family
<b>Arena Amenities</b>	Premium club area and courtside club Reconfigured bowl with mid-court seating closer to game action Floor-level seating opposite team benches for UH students New audio system, sports lighting and video boards New concession stands and expanded restrooms
<b>Architects:</b>	PGAL and AECOM
<b>Project Manager:</b>	Turner Construction

In December 2019, a statue of former Harris County Judge Roy Hofheinz was dedicated with members of his family outside the Fertitta Center Club lower entrance off Holman Street. Fans can learn more about Hofheinz and his contributions to the University, city and state at the Roy Hofheinz Wall, located on the concourse near Section 107.

The University of Houston will request that city officials rename a portion of Holman Street in front of the arena after the Hofheinz family. In addition, Roy Hofheinz's records will be permanently archived and publicly accessible as a special collection in the UH library, and the Alumni Center will house an area describing the lives and public service of Roy and Irene Hofheinz.

"This gift is personal. It represents a commitment from my family and me to support the University of Houston in its quest to strengthen our nationally competitive institution both in academics and athletics," Fertitta said. "Upgrading our athletics facilities shows we are serious about competing at the highest levels of collegiate sports for many years to come. I'm proud of where the University of Houston is today and I'm proud to make this investment in my university's future."







*"I am proud and grateful that our administration recognized how important the Guy V. Lewis Development Facility is. We now have a place where our players can practice, work out, shoot, develop chemistry and improve their work ethics 24 hours a day, 365 days a year, with this facility. This is a game-changer."*

**Head Coach Kelvin Sampson**

The University of Houston Men's Basketball program moved into its new home during the 2015-16 season following completion of construction of the Guy V. Lewis Development Facility.

The near-53,000-square-foot facility provides the environment that University of Houston Men's and Women's Basketball student-athletes need to excel throughout the season in all areas.

Named after 592-game winner and Hall of Fame Head Coach Guy V. Lewis, the Development Facility is located adjacent to Hofheinz Pavilion at the corner of Cullen Boulevard and Holman Street on the UH campus.

Construction on the \$25-million facility began in September 2014. Austin Commercial served as the construction manager for the project, which was designed by DLR Group and Page.

The building was officially dedicated during NCAA Final Four Weekend in Houston on

### QUICK FACTS

<b>Location:</b>	Corner of Cullen Boulevard and Holman Street on UH campus
<b>Construction Cost:</b>	\$25 million
<b>Size:</b>	52,923 square feet
<b>Dedicated:</b>	April 3, 2016
<b>Levels:</b>	3
<b>Level 1:</b>	Dedicated practice courts for Men's and Women's Basketball programs with sports performance and sports medicine areas shared by both teams
<b>Level 2:</b>	Team areas, including locker room and academic/film rooms
<b>Level 3:</b>	Office space for Men's and Women's Basketball coaching/support staffs
<b>Architects:</b>	DLR Group and Page
<b>Construction Manager:</b>	Austin Commercial

April 3, 2016, with Cougar and CBS Sports broadcasting great Jim Nantz serving as master of ceremonies

The first level houses a dedicated practice court for each team as well as sports performance and sports medicine areas, which are shared by both programs.

The second level features the teams' areas, which include locker room and academic/film theaters. The team rooms contain spacious, modern lockers, multiple video screens for television and video games and comfortable furniture.

The third level holds office space for both Men's and Women's Basketball coaching and support staffs.

In Summer 2024, the facility underwent \$5 million in extensive renovations to the second-floor teams areas for Men's and Women's Basketball.

These renovations included a graphics refresh throughout the building, including the sneaker wall on Level Two to celebrate the Houston-Jordan Brand partnership.






# THE UNIVERSITY OF HOUSTON



## TIER ONE UNIVERSITY • RANKED ONE OF THE BEST COLLEGES IN THE U.S.



- Founded in 1927, the University of Houston empowers learning, discovery, leadership and engagement among 45,000+ students in one of the country's most diverse universities. UH alumni total more than 276,000 across time and more than 50 percent live in Houston and the Gulf Coast region.

- UH features world-renowned faculty within 15 academic colleges. We offer more than 300 undergraduate and graduate academic programs and award more than 9,000 degrees annually. The University also fulfills the needs of students beyond Houston by offering degree programs at the University of Houston at Sugar Land and University of Houston at Katy.

- UH is located in Houston, Texas, the nation's fourth-largest city, the energy capital of the world and home to the world's largest medical center. Our students regularly test their skills through internships with national and international companies based here, and our faculty routinely partner with businesses and government agencies through research.

- UH has the nation's only space architecture graduate program and the only Spanish-language creative writing program; it also has the first subsea engineering program in the U.S. UH's undergraduate entrepreneurship program consistently ranks among the top in the nation, and intellectual property and health law are among the top 10 law programs.

- Our nationally-ranked programs drive students to discover the multitude of academic resources that are available on-campus and online while our student-run organizations and athletics have something for everyone and connect students in authentic Coog culture. With more than 500 student organizations and 6,000 students living on campus in residence halls, apartments and townhouses, life at UH is active and lively.

- University of Houston faculty are renowned scholars with real-world experience who work closely with each student. The faculty includes 15 members of the National Academy of Engineering, four National Academy of Science members and a Nobel Laureate. From the Tony Award to the Nobel Peace Prize and back to the classroom, UH faculty makes things happen on campus and around the world.

- UH leads five nationally funded centers, comprising numerous collaborations with partner institutions and industry. Sponsored by nearly \$20 million in funding, these centers pioneer groundbreaking research in the areas of energy, materials, psychology, laser mapping and homeland security.

- UH is a home for big ideas. In 2017, UH ranked #1 in the nation among all public universities without medical schools in royalties from technology transfers. With more than \$22 million a year in royalties, UH has seen a 400 percent increase in patent income since 2010.

- The UH Technology Bridge boasts more than 30,000 square feet of incubator space and nearly 200,000 square feet of built-up space ideally suited for large laboratories, pilot scale facilities and light manufacturing. UH's innovation ecosystem allows entrepreneurial faculty, students and alumni to bring new discoveries into the market place or to establish partnerships to launch new companies.


**uh.edu**



## RADIO/TV ROSTER



**KORDELIUS JEFFERSON**  
G • 6-3 • 200 • r-Fr.-RS  
Arlington, Texas  
  korrdel




**CEDRIC LATH**  
C • 6-9 • 260 • r-So.-1L  
Abidjan, Ivory Coast  
 ced\_lath  AguyCedric



**RAMON WALKER Jr.**  
G • 6-5 • 215 • r-Sr.-3L  
Pearland, Texas  
 ramonwalkerjr  ramonwalker04




**LJ CRYER**  
G • 6-1 • 200 • c-Gr.-1L  
Katy, Texas  
 ljcryer




**Ja'VIER FRANCIS**  
F • 6-8 • 235 • Sr.-3L  
New Orleans, La.  
 lahay11  theJayFrancis10



**MILOS UZAN**  
G • 6-4 • 190 • Jr.-TR  
Las Vegas, Nev.  
  lossyuzan



**MYLIK WILSON**  
G • 6-3 • 175 • c-Gr.-1L  
Rayville, La.  
 m.w.13  mylikw



**JOSEPH TUGLER**  
F • 6-8 • 230 • So.-1L  
Houston, Texas  
 joseph\_tugler  joseph\_tugler



**JACOB McFARLAND**  
C • 6-11 • 215 • r-Fr.-RS  
Moreno Valley, Calif.  
  jacobmcfar1and



**J'WAN ROBERTS**  
F • 6-8 • 235 • c-Gr.-4L  
St. Thomas, U.S. Virgin Islands  
 jwann\_13  JwanRoberts13



**EMANUEL SHARP**  
G • 6-3 • 210 • r-Jr.-2L  
Tampa, Fla.  
  emanuelsharp\_



**TERRANCE ARCENEAUX**  
G • 6-6 • 205 • r-So.-2L  
Beaumont, Texas  
 tarceneaux23  TArceneaux21



**CHASE McCARTY**  
F • 6-6 • 220 • Fr.-HS  
Huntsville, Ala.  
 chase\_mccarty  Chasemccarty21



**MERCY MILLER**  
G • 6-4 • 200 • Fr.-HS  
Sherman Oaks, Calif.  
 mercymiller  mercymiller25



**KELVIN SAMPSON**  
Head Coach  
11th Season at Houston  
36th Season Overall

 CoachSampsonUH



**KELLEN SAMPSON**  
Assistant Coach  
11th Season at Houston  
15th Season Overall

 kellenmsampson



**QUANNAS WHITE**  
Assistant Coach  
8th Season at Houston  
11th Season Overall

 quannasbwhite



**K.C. BEARD**  
Assistant Coach  
11th Season at Houston  
14th Season Overall

 CoachKCBeard1



**HOLLIS PRICE**  
Special Assistant  
to Head Coach/Assistant Coach  
11th Season at Houston  
11th season Overall

 HollisHp



**ANTHONY GOLDWIRE**  
Director of Player Development/  
Assistant Coach  
4th Season at Houston  
4th Season Overall





## KELVIN SAMPSON

Head Coach

11th Season at Houston • 36th Season Overall

292-83 Record at Houston • 792-353 Career Record

UNC Pembroke '78; Michigan State '80

X CoachSampsonUH



• Ninth Men's Basketball head coach in University of Houston history

• Previously served as head coach at Indiana (2006-08); Oklahoma (1994-06); Washington State (1987-94) and Montana Tech (1981-85)

• 792-353 (.692) career record in 35+ seasons; 292-83 (.779) record in 10+ seasons at Houston

• 33rd coach (with 10+ years in NCAA Division I) to record 700 wins in career

• One of 16 coaches in NCAA history to lead 2+ different schools to NCAA Final Fours (1 – Oklahoma • 1 – Houston)

• One of 11 coaches in NCAA history to lead 3+ different schools to NCAA Tournament wins (11 – Oklahoma • 1 – Indiana • 3 – Houston)

• One of 15 coaches in NCAA history to lead 4+ different schools to NCAA Tournament (1 – Washington State • 11 – Oklahoma • 1 – Indiana • 2 – Houston)

• Veteran of 26 postseason tournaments (19 NCAA, 4 NIT, 3 NAIA District 12 playoffs) includes 2 NCAA Final Four (2021, 2002) • 2 Elite Eight (2022, 2003) 4 Sweet 16 (2024, 2023, 2019, 1999) 3 Second Round (2018, 2007, 2005) 2 NIT Second Round (2004, 1992)

• Second-winningest coach in Houston history (292)... Ranks as Houston's career leader in winning percentage (.779)

• Only coach in Houston history to lead Cougars to three consecutive 30-win seasons as well as five, six, seven, eight, nine and 10 consecutive 20-win seasons

• Nine (9) conference regular-season championships 2024-25 Big 12 • 2023-24 Big 12 • 2022-23 The American 2021-22 The American • 2019-20 The American 2018-19 The American • 2004-05 Big 12 1984-85 Frontier • 1983-84 Frontier

• Eight (8) conference tournament championships 2022, 2021 The American • 2003, 2002, 2001 Big 12 1985, 1984, 1983 Frontier

• Thirteen (13) National Coach of the Year awards 2025 The Sporting News 2024, 1995 Henry Iba Award (USBWA) • 2024 Field of 68 2022 CBS Sports • 2022 Ben Jobe 2024, 2021 John McLendon Award 2019 Clarence "Big House" Gaines Award 2024, 2002 NABC • 2024, 1995 Associated Press

• Eight (8) District Coach of the Year awards 2024 NABC District 8, 2023 USBWA District VII, 2023, 2022 NABC District 24 • 2019, 2018 NABC District 25 1992, 1991 Kodak District 14

• Eleven (11) Conference Coach of the Year awards from five leagues 2025 Big 12, 2024 Big 12, 2024 Big 12 (AP) 2023, 2022, 2019, 2018 The American 1995 Big Eight • 1991 PAC-10 • 1985, 1983 Frontier

• One (1) Texas College Coach of the Year award 2022 [Dave Campbell's Texas Basketball]

• Worked for six years in the NBA coaching ranks (2011-14 • Houston Rockets 2008-11 • Milwaukee Bucks)

• 15 NBA Draft picks Seven NBA Draft First-Round selections

• He and his wife, Karen, have a daughter, Lauren, who is the Cougars' director of operations; a son, Kellen, who is an assistant coach at Houston; a granddaughter, Maysy Jade; and a grandson, Kylan Ned (children of Tonya and Kellen Sampson)

### KELVIN SAMPSON'S YEAR-BY-YEAR RECORD

Year	[- Overall -]		[- Conference -]		Conf.	Notes	Postseason	
	Record	Pct.	Record	Pct.	Finish Tourn			
<b>Montana Tech (73-45 • 31-29 Frontier Conference • 3 NAIA District 12 [2-3])</b>								
<i>Became acting head coach on Jan. 1, 1981 • Totals not included above and below</i>								
1980-81	2-14	.125	2-11	.154				
<i>Became permanent head coach on March 14, 1981</i>								
1981-82	7-20	.259	0-15	.000				
1982-83	22-9	.710	9-6	.600		Frontier Conference Tournament Champions	NAIA District 12 Playoffs (1-1)	
						Frontier Conference Coach of the Year		
1983-84	22-9	.710	10-5	.667	1st	Frontier Conference Champions	NAIA District 12 Playoffs (1-1)	
						Frontier Conference Tournament Champions		
1984-85	22-7	.759	12-3	.800	1st	Frontier Conference Champions	NAIA District 12 Playoffs (0-1)	
						Frontier Conference Tournament Champions		
						Frontier Conference Coach of the Year		
<b>Washington State (103-103 • 48-78 Pac-10 • 1 NCAA [0-1] • 1 NIT [1-1])</b>								
1987-88	13-16	.448	7-11	.389	6th			
1988-89	10-19	.345	4-14	.222	8th			
1989-90	7-22	.241	1-17	.056	10th			
1990-91	16-12	.571	8-10	.444	6th	PAC-10 Coach of the Year		
						Kodak District 14 Coach of the Year		
1991-92	22-11	.667	9-9	.500	t-5th		NIT Second Round (1-1)	
1992-93	15-12	.556	9-9	.500	t-5th			
1993-94	20-11	.645	10-8	.556	t-4th		NCAA First Round (0-1)	
<b>Oklahoma (281-107 • 129-59 Big Eight/Big 12 • 11 NCAA [11-11] • 1 NIT [1-1])</b>								
1994-95	23-9	.719	9-5	.643	3rd	1-1	AP National Coach of the Year	
							Henry Iba Award	
							Big Eight Coach of the Year	
1995-96	18-12	.600	8-6	.571	3rd	2-1	NCAA First Round (0-1)	
1996-97	20-10	.667	10-6	.625	5th	2-1	NCAA First Round (0-1)	
1997-98	22-11	.667	11-5	.688	t-2nd	0-1	NCAA First Round (0-1)	
1998-99	22-11	.667	11-5	.688	t-2nd	2-1	NCAA Sweet 16 (2-1)	
1999-00	27-7	.794	12-4	.750	t-3rd	2-1	NCAA Second Round (1-1)	
2000-01	26-7	.788	12-4	.750	t-2nd	3-0	NCAA First Round (0-1)	
2001-02	31-5	.861	13-3	.813	2nd	3-0	Big 12 Tournament Champions	
							NABC National Coach of the Year	
2002-03	27-7	.794	12-4	.750	3rd	3-0	Big 12 Tournament Champions	
2003-04	20-11	.645	8-8	.500	7th	1-1	NIT Second Round (1-1)	
2004-05	25-8	.758	12-4	.750	t-1st	1-1	NCAA Second Round (1-1)	
2005-06	20-9	.690	11-5	.688	3rd	0-1	NCAA First Round (0-1)	
<b>Indiana (43-15 • 21-8 Big Ten • 1 NCAA [1-1])</b>								
2006-07	21-11	.656	10-6	.625	3rd	0-1	NCAA Second Round (1-1)	
2007-08	22-4	.846	11-2	.846				
<b>Houston (292-83 • 34-4 Big 12 • 117-44 The American • 6 NCAA [14-6] • 2 NIT [0-2])</b>								
2014-15	13-19	.406	4-14	.222	10th	1-1		
2015-16	22-10	.688	12-6	.667	t-3rd	0-1	NIT First Round (0-1)	
2016-17	21-11	.656	12-6	.667	3rd	0-1	NIT First Round (0-1)	
2017-18	27-8	.771	14-4	.778	t-2nd	2-1	NCAA Second Round (1-1)	
							The American Coach of the Year	
							NABC District 25 Coach of the Year	
2018-19	33-4	.892	16-2	.889	1st	2-1	The American Champions	
							Clarence "Big House" Gaines National Coach of the Year	
							The American Coach of the Year	
							NABC District 25 Coach of the Year	
2019-20	23-8	.742	13-5	.722	t-1st	COVID-19	No Tournament – COVID	
							Coach of the Year (Houston Sports Awards)	
2020-21	28-4	.875	14-3	.824	2nd	3-0	The American Tournament Champions	
							NCAA Final Four (4-1)	
							John McLendon Award	
2021-22	32-6	.842	15-3	.833	1st	3-0	The American Champions	
							Coach of the Year (Houston Sports Awards)	
							The American Tournament Champions	
							CBS Sports National Coach of the Year	
							Ben Jobe Award	
							The American Coach of the Year	
							NABC District 24 Coach of the Year	
							Texas Coach of the Year (Dave Campbell's Texas Basketball)	
2022-23	33-4	.892	17-1	.944	1st	2-1	The American Champions	
							The American Coach of the Year	
							NABC District 24 Coach of the Year	
							USBWA District VII Coach of the Year	
2023-24	32-5	.865	15-3	.833	1st	2-1	Big 12 Champions	
							AP National Coach of the Year	
							NABC National Coach of the Year	
							Henry Iba National Coach of the Year Award (USBWA)	
							John McLendon Award	
							Field of 68 National Coach of the Year	
							Big 12 Coach of the Year	
							Big 12 Coach of the Year (Associated Press)	
							NABC District 8 Coach of the Year	
2024-25	28-4	.875	19-1	.950	1st	---	Big 12 Champions	
							The Sporting News National Coach of the Year	
							Big 12 Coach of the Year	
35+ yrs	792-353	.692	380-222	.631	9 – 1st	37-21	9 Conference Championships	
	5 30-win seasons				14 – Top 2		8 Conference Tournament titles	
	28 20-win seasons				22 – Top 3		12 National Coach of the Year awards	
	22 20-win seasons in last 23 yrs.						10 Conference Coach of the Year awards	
							8 District Coach of the Year awards	
							2 Houston Sports Awards Coach of the Year	

## KELVIN SAMPSON • RECORD vs. OPPONENTS

Team	Overall	Houston	Indiana	Oklahoma	Washington State	Montana Tech
Abilene Christian	1-0	1-0	---	---	---	---
Akron	0-1	0-1	---	---	---	---
<b>Alabama</b>	<b>3-6</b>	<b>0-3</b>	---	<b>2-1</b>	<b>1-2</b>	---
Alabama A&M	1-0	1-0	---	---	---	---
Alabama State	2-0	1-0	---	1-0	---	---
Alaska-Anchorage	2-0	---	---	---	2-0	---
Alberta	1-0	---	---	---	---	1-0
Alcorn State	4-0	2-0	---	1-0	1-0	---
American-Puerto Rico	1-0	---	---	1-0	---	---
Appalachian State	0-1	---	---	---	0-1	---
<b>Arizona</b>	<b>4-15</b>	<b>2-0</b>	---	<b>2-0</b>	<b>0-15</b>	---
<b>Arizona State</b>	<b>9-6</b>	<b>1-0</b>	---	---	<b>8-6</b>	---
Arkansas	4-2	0-1	---	4-1	---	---
Arkansas State	1-0	---	---	1-0	---	---
Arkansas-Pine Bluff	2-1	0-1	---	2-0	---	---
<b>Auburn</b>	<b>1-1</b>	<b>1-1</b>	---	---	---	---
Azusa Pacific	1-0	---	---	---	1-0	---
Ball State	1-0	---	1-0	---	---	---
<b>Baylor</b>	<b>25-1</b>	<b>3-1</b>	---	<b>22-0</b>	---	---
Belmont	1-0	---	---	1-0	---	---
Bethune-Cookman	1-0	---	---	1-0	---	---
Binghamton	1-0	---	---	1-0	---	---
Boise State	1-1	1-1	---	---	---	---
Boston	1-0	---	---	1-0	---	---
Bryant	1-0	1-0	---	---	---	---
<b>Butler</b>	<b>3-2</b>	<b>2-0</b>	<b>0-1</b>	<b>1-1</b>	---	---
<b>BYU</b>	<b>3-2</b>	<b>3-1</b>	---	---	<b>0-1</b>	---
BYU-Hawai'i	2-0	---	---	---	2-0	---
Boston College	0-1	---	---	---	0-1	---
Cal State Northridge	2-0	---	---	1-0	1-0	---
Calgary	0-2	---	---	---	---	0-2
California	9-7	---	---	2-0	7-7	---
Carroll College	9-5	---	---	---	---	8-4
Centenary	1-1	---	---	1-0	0-1	---
Central Connecticut State	2-0	---	---	1-0	1-0	---
Central Michigan	1-0	---	---	1-0	---	---
Chadron State	1-0	---	---	---	---	1-0
Charlotte	2-0	---	1-0	1-0	---	---
Chattanooga	1-0	---	1-0	---	---	---
Chicago State	2-0	---	2-0	---	---	---
<b>Cincinnati</b>	<b>16-11</b>	<b>16-9</b>	---	<b>0-2</b>	---	---
Cleveland State	1-0	1-0	1-0	---	---	---
College of Idaho	3-3	---	---	---	---	3-3
<b>Colorado</b>	<b>16-3</b>	<b>2-0</b>	---	<b>14-3</b>	---	---
Coppin State	11-0	1-0	1-0	8-0	1-0	---
Cornell	1-0	1-0	---	---	---	---
Dayton	1-0	1-0	---	---	---	---
Delaware State	2-0	---	---	1-0	1-0	---
Drexel	1-1	0-1	---	1-0	---	---
Duke	0-3	0-1	0-1	0-1	---	---
East Carolina	12-2	12-2	---	---	---	---
Eastern Kentucky	1-0	---	---	---	1-0	---
Eastern Illinois	2-0	2-0	---	1-0	---	---
Eastern Michigan	1-0	---	---	---	1-0	---
Eastern Oregon State	3-0	---	---	---	---	3-0
Eastern Washington	6-0	---	---	1-0	5-0	---
Fairfield	1-0	1-0	---	---	---	---
Florida	0-1	---	---	0-1	---	---
Florida A&M	3-0	1-0	---	1-0	1-0	---
Florida Atlantic	1-0	---	---	1-0	---	---
Fresno State	1-1	---	---	---	1-1	---
George Mason	1-0	1-0	---	---	---	---
George Washington	1-0	---	---	1-0	---	---
Georgia Southern	1-0	---	---	1-0	---	---
Georgia State	2-0	1-0	---	1-0	---	---
Georgia Tech	2-3	1-1	1-0	0-2	---	---
Gonzaga	1-1	---	1-0	---	0-1	---
Grand Canyon	0-1	0-1	---	---	---	---
Great Falls	7-10	---	---	---	---	6-8
Hartford	1-0	---	---	1-0	---	---
Harvard	0-2	0-2	---	---	---	---
Hawai'i	1-0	---	---	---	1-0	---
Hawai'i-Hilo	1-0	---	---	1-0	---	---
Hawai'i-Pacific	1-0	---	---	---	1-0	---
High Point	2-0	---	---	2-0	---	---
<b>Hofstra</b>	<b>2-0</b>	<b>2-0</b>	---	---	---	---
Houston Christian	2-0	2-0	---	---	---	---
Idaho	3-5	---	---	---	3-5	---
Illinois	4-2	1-0	3-2	---	---	---
Illinois State	1-0	---	1-0	---	---	---

Team	Overall	Houston	Indiana	Oklahoma	Washington State	Montana Tech
Illinois-Chicago	1-0	---	---	1-0	---	---
Indiana	0-4	---	---	0-2	0-2	---
Indiana State	2-1	---	1-0	0-1	1-0	---
Iowa	3-1	---	3-1	---	---	---
<b>Iowa State</b>	<b>11-8</b>	<b>2-2</b>	---	<b>9-6</b>	---	---
IUPUI	1-0	---	1-0	---	---	---
<b>Jackson State</b>	<b>7-0</b>	<b>2-0</b>	---	<b>4-0</b>	<b>1-0</b>	---
Jamestown	1-0	---	---	---	---	1-0
<b>Kansas</b>	<b>9-12</b>	<b>3-1</b>	---	<b>6-11</b>	---	---
<b>Kansas State</b>	<b>13-4</b>	<b>2-0</b>	---	<b>11-4</b>	---	---
Kent State	1-0	1-0	---	---	---	---
Kentucky	1-2	0-1	1-1	---	---	---
La Salle	1-0	---	---	1-0	---	---
Lafayette	1-0	---	1-0	---	---	---
Lake Region College	1-0	---	---	---	---	1-0
Lamar	3-0	2-0	---	1-0	---	---
Lethbridge	5-0	---	---	---	---	5-0
Lewis-Clark State	0-2	---	---	---	---	0-2
Liberty	2-0	2-0	---	---	---	---
Longwood	2-0	1-0	1-0	---	---	---
<b>Louisiana</b>	<b>3-0</b>	<b>2-0</b>	---	---	<b>1-0</b>	---
Louisiana Tech	1-0	---	---	1-0	---	---
LSU	3-2	2-2	---	1-0	---	---
Manhattan	0-1	---	---	0-1	---	---
Marquette	1-0	---	---	---	1-0	---
Mary College	2-1	---	---	---	---	2-1
Maryland	1-1	---	---	1-1	---	---
McNeese	2-0	2-0	---	---	---	---
Memphis	9-10	9-8	---	0-2	---	---
Mesa State	0-1	---	---	---	---	0-1
Miami (Fla.)	0-1	0-1	---	---	---	---
Michigan	2-3	0-1	2-1	0-1	---	---
Michigan State	5-4	---	2-1	2-2	1-1	---
Minnesota	4-0	---	2-0	1-0	1-0	---
Minot State	2-0	---	---	---	---	2-0
Mississippi	1-2	---	---	1-2	---	---
Mississippi State	0-3	---	---	0-3	---	---
Mississippi Valley State	1-0	1-0	---	---	---	---
Missouri	13-9	---	---	13-9	---	---
Missouri State	1-0	---	---	1-0	---	---
Monmouth	1-0	---	---	---	1-0	---
Montana	1-0	1-0	---	---	---	---
Montana State	2-0	---	---	2-0	---	---
Morgan State	2-0	2-0	---	---	---	---
Mount St. Mary's	2-0	---	---	2-0	---	---
Murray State	2-1	2-0	---	0-1	---	---
NC State	0-1	---	---	0-1	---	---
Nebraska	11-5	---	---	11-5	---	---
Nebraska Wesleyan	1-0	---	---	---	---	1-0
New Mexico	0-1	---	---	---	0-1	---
New Mexico Highlands	1-0	---	---	---	---	1-0
New Orleans	1-0	1-0	---	---	---	---
Niagara	1-0	---	---	1-0	---	---
Nicholls	4-0	1-0	---	3-0	---	---
NJIT	1-0	1-0	---	---	---	---
North Carolina A&T	1-0	1-0	---	---	---	---
North Carolina Central	1-0	1-0	---	---	---	---
North Florida	1-0	1-0	---	---	---	---
North Texas	2-0	---	---	2-0	---	---
Norfolk State	1-0	1-0	---	---	---	---
Northern Colorado	2-0	1-0	---	1-0	---	---
Northern Kentucky	1-0	1-0	---	---	---	---
Northern Montana	8-8	---	---	---	---	8-5
Northern State	0-2	---	---	---	---	0-2
Northwest Nazarene	3-3	---	---	---	---	3-3
Northwestern	2-0	---	2-0	---	---	---
Northwestern State	3-0	2-0	---	1-0	---	---
<b>Notre Dame</b>	<b>1-0</b>	<b>1-0</b>	---	---	---	---
Ohio	1-0	---	---	---	1-0	---
Ohio State	2-1	1-0	1-1	---	---	---
Oklahoma	1-0	1-0	---	---	---	---
Oklahoma Baptist	1-0	---	---	---	1-0	---
<b>Oklahoma State</b>	<b>17-15</b>	<b>5-1</b>	---	<b>12-14</b>	---	---
Oral Roberts	8-0	1-0	---	6-0	1-0	---
Oregon	10-9	3-1	---	---	7-8	---
Oregon State	9-8	1-0	---	1-0	7-8	---
Oregon Tech	1-0	---	---	---	---	1-0
Our Lady of the Lake	1-0	1-0	---	---	---	---
Penn	1-0	1-0	---	---	---	---
Penn State	3-0	---	3-0	---	---	---

## KELVIN SAMPSON • RECORD vs. OPPONENTS

Team	Overall	Houston	Indiana	Oklahoma	Washington State	Montana Tech
Pittsburg State	1-0	---	---	---	1-0	---
Portland	2-1	1-0	---	---	1-1	---
Prairie View A&M	6-0	3-0	---	2-0	1-0	---
Princeton	3-0	---	---	2-0	1-0	---
Providence	1-0	1-0	---	---	---	---
Purdue	6-2	---	2-1	4-1	---	---
Regina	1-0	---	---	---	---	1-0
Rhode Island	1-1	1-1	---	---	---	---
Rice	5-0	5-0	---	---	---	---
Rocky Mountain	6-10	---	---	---	---	6-7
<b>Rutgers</b>	<b>1-0</b>	<b>1-0</b>	---	---	---	---
Sacramento State	3-0	---	---	---	3-0	---
Saint Joseph's	1-0	1-0	---	---	---	---
Saint Louis	2-0	2-0	---	---	---	---
Saint Mary's (Calif.)	1-0	1-0	---	---	---	---
Sam Houston State	2-0	---	---	2-0	---	---
Samford	1-0	---	---	1-0	---	---
San Diego	1-0	---	---	1-0	---	---
<b>San Diego State</b>	<b>2-1</b>	<b>1-1</b>	---	---	<b>1-0</b>	---
San Francisco State	1-0	---	---	---	1-0	---
San Jose State	1-1	---	---	---	1-1	---
Seattle	2-0	---	---	---	1-0	1-0
Simon Fraser	1-0	---	---	---	1-0	---
SMU	15-7	11-7	---	4-0	---	---
South Carolina	2-0	2-0	---	---	---	---
South Carolina State	1-1	0-1	---	1-0	---	---
South Dakota	1-0	1-0	---	---	---	---
South Florida	14-2	14-2	---	---	---	---
Southeast Missouri State	1-0	---	---	1-0	---	---
Southern	1-0	---	---	1-0	---	---
Southern Alberta Tech	3-0	---	---	---	---	3-0
Southern Illinois	2-0	---	2-0	---	---	---
Southern Utah	1-0	---	---	---	1-0	---
St. Bonaventure	1-0	---	---	1-0	---	---
Stanford	6-9	---	---	0-1	6-8	---
Stephen F. Austin	0-1	---	---	---	0-1	---
Stetson	1-0	1-0	---	---	---	---
Syracuse	1-1	1-0	---	0-1	---	---
Temple	11-5	11-4	---	0-1	---	---
Tennessee	0-1	---	---	---	0-1	---
<b>TCU</b>	<b>2-1</b>	<b>2-1</b>	---	---	---	---
Tennessee State	1-0	---	1-0	---	---	---
Texas	20-9	2-0	---	18-9	---	---
<b>Texas A&amp;M</b>	<b>21-1</b>	<b>1-0</b>	---	<b>20-1</b>	---	---
<b>Texas A&amp;M-Corpus Christi</b>	<b>2-0</b>	<b>2-0</b>	---	---	---	---
Texas Southern	4-0	1-0	---	2-0	1-0	---
Texas State	5-0	3-0	---	2-0	---	---
<b>Texas Tech</b>	<b>21-8</b>	<b>5-1</b>	---	<b>16-7</b>	---	---
<b>Toledo</b>	<b>1-0</b>	<b>1-0</b>	---	---	---	---
Towson	1-0	1-0	---	---	---	---
Trinity Western	1-0	---	---	---	---	1-0
<b>Troy</b>	<b>1-0</b>	<b>1-0</b>	---	---	---	---
Tulane	18-3	17-3	---	1-0	---	---
Tulsa	15-7	11-6	---	4-1	---	---
UAB	1-0	1-0	---	---	---	---
UALR	1-0	---	---	1-0	---	---
UC Irvine	3-0	---	---	3-0	---	---
UC San Diego	1-0	---	---	---	1-0	---
<b>UCF</b>	<b>16-4</b>	<b>16-4</b>	---	---	---	---
UCLA	2-14	---	0-1	---	2-13	---
UConn	12-5	8-3	1-1	3-1	---	---
UIW	1-0	1-0	---	---	---	---
ULM	4-0	2-0	---	2-0	---	---
UNC Asheville	1-0	---	---	1-0	---	---
UNC Wilmington	1-0	---	1-0	---	---	---
USC	6-9	---	---	---	6-9	---
UT Arlington	2-0	1-0	---	1-0	---	---
UT Rio Grande Valley	6-0	4-0	---	2-0	---	---
<b>Utah</b>	<b>2-1</b>	<b>2-0</b>	---	<b>0-1</b>	---	---
Utah State	1-0	1-0	---	---	---	---
UTEP	1-0	1-0	---	---	---	---
UTSA	1-0	---	---	1-0	---	---
Valley City State	1-0	---	---	---	---	1-0
Vermont	1-0	1-0	---	---	---	---
Villanova	0-2	0-1	---	0-1	---	---
Virginia	2-0	2-0	---	---	---	---
Wake Forest	1-0	1-0	---	---	---	1-0
Warner Pacific	1-0	---	---	---	---	---
Washington	8-8	---	---	0-1	7-7	---
<b>West Virginia</b>	<b>3-1</b>	<b>3-0</b>	---	<b>0-1</b>	---	---

Team	Overall	Houston	Indiana	Oklahoma	Washington State	Montana Tech
Western Carolina	2-0	---	1-0	1-0	---	---
Western Illinois	2-0	---	1-0	1-0	---	---
Western Montana	12-5	---	---	---	---	12-2
Western Michigan	1-0	---	1-0	---	---	---
Western New Mexico	0-1	---	---	---	---	0-1
Whitman College of Walla Walla	0-1	---	---	---	---	0-1
Whitworth	0-2	---	---	---	---	0-1
Wichita State	10-2	10-2	---	---	---	---
Winthrop	1-0	---	---	1-0	---	---
Wisconsin	3-5	0-1	1-2	0-1	2-1	---
Wisconsin-Milwaukee	0-1	---	---	0-1	---	---
Wisconsin-Stout	0-1	---	---	---	---	---
WKU	2-0	---	---	1-0	---	---
Wyoming	1-0	1-0	---	---	---	---
Xavier	2-1	1-0	0-1	1-0	---	---
<b>Totals</b>	<b>792-353</b>	<b>292-83</b>	<b>43-15</b>	<b>281-107</b>	<b>103-103</b>	<b>73-45</b>



## NCAA WINNINGEST COACHES (10+ years at NCAA Division I level)

Red Bold indicates coaches with **Houston** ties • **Bold** indicates active coaches • through March 13, 2025

Rk.	Coach	Wins	Losses	Pct.	School (Years)
1.	Mike Krzyzewski	1,202	368	.766	Duke (1980-22); Army West Point (1975-80)
2.	Jim Boeheim	1,015	441	.697	Syracuse (1976-23)
3.	Bob Huggins	935	414	.693	West Virginia (2007-23); Kansas State (2006-07); Cincinnati (1989-05); Akron (1984-89); Walsh (1980-83)
4.	Jim Calhoun	920	397	.699	St. Joseph's (Conn.) (2018-21); UConn (1986-2012); Northeastern (1972-86)
5.	Roy Williams	903	264	.774	North Carolina (2003-22); Kansas (1988-03)
6.	Bob Knight	902	371	.709	Texas Tech (2001-08); Indiana (1972-00); Army West Point (1965-72)
7.	Dean Smith	879	254	.776	North Carolina (1961-97)
8.	Adolph Rupp	876	190	.822	Kentucky (1930-72)
9.	<b>John Calipari</b>	<b>833</b>	<b>274</b>	<b>.752</b>	<b>Arkansas (2024 – present); Kentucky (2009-24); Memphis (2000-09); UMass (1988-96)</b>
t10.	<b>Rick Barnes</b>	<b>831</b>	<b>421</b>	<b>.664</b>	<b>Tennessee (2015 – present); Texas (1998-15); Clemson (1994-98); Providence (1988-94); George Mason (1987-88)</b>
t10.	Cliff Ellis	831	565	.595	Coastal Carolina (2007-23); Auburn (1994-04); Clemson (1984-94); South Alabama (1975-84)
t11	Jim Phelan	830	524	.613	Mount St. Mary's (1954-2003)
13.	Rollie Massimino	816	462	.638	Keiser (2006-17); Cleveland State (1996-03); UNLV (1992-94); Villanova (1973-92); Stony Brook (1969-71)
14.	<b>Bill Self</b>	<b>816</b>	<b>260</b>	<b>.758</b>	<b>Kansas (2003 – present); Illinois (2000-03); Tulsa (1997-00); Oral Roberts (1993-97)</b>
15.	Eddie Sutton	806	326	.712	San Francisco (2007-08); Oklahoma State (1990-06); Kentucky (1985-89); Arkansas (1974-85); Creighton (1969-74)
16.	Rick Byrd	805	403	.666	Belmont (1986-21); Lincoln Memorial (1983-86); Maryville (Tenn.) (1978-80)
17.	<b>Kelvin Sampson</b>	<b>792</b>	<b>353</b>	<b>.692</b>	<b>Houston (2014 – present); Indiana (2006-08); Oklahoma (1994-06); Washington State (1987-94); Montana Tech (1981-85)</b>
18.	Lefty Driesell	786	394	.666	Maryland (1969-86); James Madison (1988-97); Georgia State (1997-03); Davidson (1960-69)
19.	Lute Olson	781	279	.737	Arizona (1983-07); Iowa (1974-83); Long Beach State (1973-74)
t20.	<b>Dana Altman</b>	<b>779</b>	<b>403</b>	<b>.659</b>	<b>Oregon (2010 – present); Creighton (1994-10); Kansas State (1990-94); Marshall (1989-90)</b>
t20.	Lou Henson	779	412	.654	New Mexico State (1997-2005); Illinois (1975-96); New Mexico State (1966-75); Hardin-Simmons (1962-66)
22.	Bo Ryan	762	241	.760	Wisconsin (2001-16); Milwaukee (1999-01); Wisconsin-Platteville (1984-99)
t23.	<b>Rick Pitino</b>	<b>759</b>	<b>307</b>	<b>.712</b>	<b>St. John's (2023 – present); Iona (2020-23) Louisville (2001-17); Kentucky (1989-97); Providence (1985-87); Boston University (1978-83); Hawai'i (1975-76)</b>
t23.	Ed Diddle	759	302	.715	Western Kentucky (1922-64)
25.	Henry Iba	755	340	.689	Oklahoma State (1934-70); Colorado (1933-34); Northwest Missouri State (1929-33)
t25.	John Beilein	754	425	.640	Michigan (2007-19); West Virginia (2002-07); Richmond (1997-02); Canisius (1992-97); Le Moyne (1983-92); Nazareth (1982-83)
27.	Phog Allen	746	264	.739	Kansas (1907-09, 1919-56); Central Missouri (1912-19); Haskell (1908-09); Baker (1905-08)
28.	Jim Larranaga	744	508	.594	Miami (Fla.) (2011-24); George Mason (1997-11); Bowling Green (1986-97); American International (1977-79)
29.	John Chaney	741	312	.704	Temple (1982-06)
30.	<b>Mark Few</b>	<b>740</b>	<b>151</b>	<b>.831</b>	<b>Gonzaga (2000 – present)</b>
31.	<b>Tom Izzo</b>	<b>733</b>	<b>300</b>	<b>.710</b>	<b>Michigan State (1996 – present)</b>
t32.	Jerry Tarkanian	729	201	.784	Fresno State (1995-02); UNLV (1973-92); Long Beach State (1968-73)
t32.	Norm Stewart	729	373	.662	Missouri (1967-99); Northern Iowa (1961-67)
34.	Ray Meyer	724	354	.672	DePaul (1942-84)
35.	Jerry Slomoc	723	556	.565	Youngtown State (2005-17); Gannon (1996-05); Geneva (1987-96); Nyack (1975-87)
36.	Don Haskins	719	353	.671	UTEP (1961-99)
37.	<b>Greg Kampe</b>	<b>715</b>	<b>555</b>	<b>.563</b>	<b>Oakland (1984 – present)</b>
38.	Larry Hunter	702	453	.608	Western Carolina (2005-18); Ohio (1989-2001); Wittenberg (1976-89)
39.	<b>Steve Alford</b>	<b>700</b>	<b>373</b>	<b>.652</b>	<b>Nevada (2019 – present); UCLA (2014-19); New Mexico (2008-13); Iowa (2000-07); Missouri State (1996-99); Manchester (1992-95)</b>
40.	<b>Bruce Pearl</b>	<b>689</b>	<b>268</b>	<b>.720</b>	<b>Auburn (2015 – present); Tennessee (2006-11); Milwaukee (2002-05); Southern Indiana (1993-01)</b>
41.	Mike Montgomery	677	317	.681	California (2008-14); Stanford (1986-04); Montana (1978-86)
42.	Denny Crum	675	295	.696	Louisville (1971-01)
43.	Lon Kruger	674	432	.609	Oklahoma (2011-21); UNLV (2004-11); Illinois (1996-00); Florida (1990-96); Kansas State (1986-90); UTRGV (1982-86)
44.	Gary Williams	668	380	.637	Maryland (1989-11); Ohio State (1986-89); Boston College (1982-86); American (1978-82)
45.	John Wooden	664	162	.804	UCLA (1948-75); Indiana State (1946-48)
46.	Ralph Miller	657	382	.632	Oregon State (1970-89); Iowa (1964-70); Wichita State (1951-64)
47.	<b>Tom Penders</b>	<b>649</b>	<b>437</b>	<b>.598</b>	<b>Houston (2004-10); George Washington (1998-2001); Texas (1988-98); Rhode Island (1986-88); Fordham (1978-86); Columbia (1974-78); Tufts (1971-74)</b>
48.	Gene Bartow	647	353	.647	UAB (1978-96); UCLA (1975-77); Illinois (1974-75); Memphis (1970-74); Valparaiso (1964-70); Central Missouri (1961-64)
49.	Tubby Smith	642	370	.634	High Point (2018-22); Memphis (2016-18); Texas Tech (2013-16); Minnesota (2007-13); Kentucky (1997-2007); Georgia (1995-97); Tulsa (1991-95)
t50.	Jay Wright	641	281	.695	Villanova (2002-22); Hofstra (1995-01)
t50.	Billy Tubbs	641	340	.653	Lamar (2003-06); TCU (1994-02); Oklahoma (1980-94); Lamar (1976-80); Southwestern (Texas) (1971-73)
t52.	Homer Drew	640	427	.600	Valparaiso (1988-11); Indiana-South Bend (1987-88); Bethel (Ind.) (1976-87);
53.	<b>Leonard Hamilton</b>	<b>639</b>	<b>505</b>	<b>.559</b>	<b>Florida State (2002 – present); Miami (Fla.) (1990-00); Oklahoma State (1986-90)</b>
54.	Marv Harshman	637	444	.589	Washington State (1958-71); Washington (1971-85); Pacific Lutheran (1945-58)
55.	Bob McKillop	634	383	.623	Davidson (1990-22)
56.	Hugh Durham	633	429	.596	Jacksonville (1997-05); Georgia (1978-95); Florida State (1966-78)
57.	<b>Bob Hoffman</b>	<b>632</b>	<b>387</b>	<b>.620</b>	<b>Central Oklahoma (2019 – present); Mercer (2008-19); UT Rio Grande Valley (1999-04); Oklahoma Baptist (1990-99)</b>
58.	<b>Greg McDermott</b>	<b>628</b>	<b>364</b>	<b>.633</b>	<b>Creighton (2010 – present); Iowa State (2006-10); Northern Iowa (2001-06); North Dakota State (2000-01); Wayne State (Neb.) (1994-00)</b>
t59.	<b>Fran Dunphy</b>	<b>625</b>	<b>380</b>	<b>.622</b>	<b>La Salle (2022 – present); Temple (2006-19); Penn (1989-06)</b>
t59.	Norm Sloan	624	393	.614	NC State (1966-80); Florida (1960-89); The Citadel (1956-60); Presbyterian (1951-55)
61.	Stew Morrill	620	294	.678	Utah State (1998-15); Colorado State (1991-98); Montana (1986-91)
62.	Ben Braun	615	517	.543	Rice (2008-14); California (1996-08); Eastern Michigan (1985-96); Siena Heights (1977-85)
63.	Slats Gill	599	393	.604	Oregon State (1928-64)
64.	Tom Davis	598	355	.627	Drake (2003-07); Iowa (1986-99); Stanford (1982-86); Boston College (1977-82); Lafayette (1971-77)
65.	Abe Lemons	597	344	.634	Texas (1976-82); UTRGV (1973-76); Oklahoma City (1955-73)
66.	John Thompson	596	239	.714	Georgetown (1972-99)
67.	<b>Guy V. Lewis</b>	<b>592</b>	<b>279</b>	<b>.680</b>	<b>Houston (1956-86)</b>
t68.	Danny Kaspar	584	302	.659	Texas State (2014-20); Stephen F. Austin (2001-13); UIW (1992-00)
t68.	Tony Shaver	584	389	.600	William & Mary (2004-19); Hampden-Sydney (1987-03)
t70.	Mike Brey	582	332	.637	Notre Dame (2001-23); Delaware (1995-00)




2018-19  
American Athletic  
Conference  
Regular Season



2020-21  
American Athletic  
Conference  
Tournament




2021  
NCAA Tournament  
Final Four  
Midwest Regional  
Championship




2021-22  
American Athletic  
Conference  
Regular Season



2021-22  
American Athletic  
Conference  
Tournament



2022-23  
American Athletic  
Conference  
Regular Season



2023-24  
Big 12  
Regular Season



2024-25  
Big 12  
Regular Season

### COACHES who LED THREE SCHOOLS to NCAA FINAL FOUR (2)

Coach	1st School	2nd School	3rd School
Rick Pitino	Providence	Kentucky	Louisville
John Calipari	UMass	Memphis	Kentucky

### COACHES who LED TWO SCHOOLS to NCAA FINAL FOUR (15)

Coach	1st School	2nd School
<b>Kelvin Sampson</b>	<b>Oklahoma</b>	<b>Houston</b>
Forddy Anderson	Bradley	Michigan State
Gene Bartow	Memphis	UCLA
Larry Brown	UCLA	Kansas
Hugh Durham	Florida State	Georgia
Jack Gardner	Kansas State	Utah
Lou Henson	New Mexico State	Illinois
Bob Huggins	Cincinnati	West Virginia
Lon Kruger	Florida	Oklahoma
Jim Larranaga	George Mason	Miami (Fla.)
Frank McGuire	St. John's	North Carolina
Lute Olson	Iowa	Arizona
Lee Rose	Charlotte	Purdue
Eddie Sutton	Arkansas	Oklahoma State
Roy Williams	Kansas	North Carolina

### COACHES who LED FIVE SCHOOLS to NCAA TOURNAMENT WINS (1)

Coach	1st School	2nd School	3rd School	4th School	5th School
Lon Kruger	Kansas State	Florida	Illinois	UNLV	Oklahoma

### COACHES who LED FOUR SCHOOLS to NCAA TOURNAMENT WINS (3)

Coach	1st School	2nd School	3rd School	4th School
Steve Alford	Missouri State	Iowa	New Mexico	UCLA
Eddie Sutton	Creighton	Arkansas	Kentucky	Oklahoma State
Tubby Smith	Tulsa	Georgia	Kentucky	Minnesota

### COACHES who LED THREE SCHOOLS to NCAA TOURNAMENT WINS (7)

Coach	1st School	2nd School	3rd School
<b>Kelvin Sampson</b>	<b>Oklahoma</b>	<b>Indiana</b>	<b>Houston</b>
Rick Barnes	Clemson	Texas	Tennessee
John Beilein	Richmond	West Virginia	Michigan
Lefty Driesell	Davidson	Maryland	Georgia State
Jim Harrick	Pepperdine	UCLA	Rhode Island
Rick Pitino	Providence	Kentucky	Louisville
Bill Self	Tulsa	Illinois	Kansas



### YEARS BETWEEN FINAL FOUR APPEARANCES

*Italics indicate first two Final Fours of respective head coach's career*

Rk.	Yrs.	Coach	Year – School	Years – School
1.	36	Ray Meyer	1943 – DePaul	1979 – DePaul
2.	22	Lon Kruger	1994 – Florida	2016 – Oklahoma
t3.	19	<b>Kelvin Sampson</b>	<b>2002 – Oklahoma</b>	<b>2021 – Houston</b>
		Lou Henson	1980 – New Mexico State	1989 – Illinois
5.	18	Bob Huggins	1992 – Cincinnati	2010 – West Virginia
t6.	17	Jim Larranaga	2006 – George Mason	2023 – Miami (Fla.)
		Eddie Sutton	1978 – Arkansas	1995 – Oklahoma State
t8.	14	<b>Guy V. Lewis</b>	<b>1968 – Houston</b>	<b>1982 – Houston</b>
		Slats Gill	1949 – Oregon State	1963 – Oregon State
10.	13	Branch McCracken	1940 – Indiana	1953 – Indiana
t11.	12	John Calipari	1996 – UMass	2008 – Memphis
		Phog Allen	1940 – Kansas	1952 – Kansas
13.	11	Hugh Durham	1972 – Florida State	1983 – Georgia
t14.	10	Jim Boeheim	2003 – Syracuse	2013 – Syracuse
		Jerry Tarkanian	1977 – UNLV	1987 – UNLV
		Jack Gardner	1951 – Kansas State	1961 – Utah
t17.	9	Eddie Sutton	1995 – Oklahoma State	2004 – Oklahoma State
		Roy Williams	1993 – Kansas	2002 – Kansas
		Jim Boeheim	1987 – Syracuse	1996 – Syracuse
		Dean Smith	1982 – North Carolina	1991 – North Carolina
t21.	8	Rick Pitino	1997 – Kentucky	2005 – Louisville
		Lute Olson	1980 – Iowa	1988 – Arizona
		Adolph Rupp	1958 – Kentucky	1966 – Kentucky
		Bruce Drake	1938 – Oklahoma	1947 – Oklahoma

### COACHES who LED FIVE SCHOOLS to NCAA TOURNAMENT (3)

Coach	1st School	2nd School	3rd School	4th School	5th School
Lon Kruger	Kansas State	Florida	Illinois	UNLV	Oklahoma
Rick Pitino	Boston Univ.	Providence	Kentucky	Louisville	Iona
Tubby Smith	Tulsa	Georgia	Kentucky	Minnesota	Texas Tech

### COACHES who LED FOUR SCHOOLS to NCAA TOURNAMENT (12)

Coach	1st School	2nd School	3rd School	4th School
<b>Kelvin Sampson</b>	<b>Washington State</b>	<b>Oklahoma</b>	<b>Indiana</b>	<b>Houston</b>
Steve Alford	Missouri State	Iowa	New Mexico	UCLA
Rick Barnes	Providence	Clemson	Texas	Tennessee
John Beilein	Canisius	Richmond	West Virginia	Michigan
Lefty Driesell	Davidson	Maryland	James Madison	Georgia State
Cliff Ellis	South Alabama	Clemson	Auburn	Coastal Carolina
Larry Eustachy	Utah State	Iowa State	Southern Miss	Colorado State
Jim Harrick	Pepperdine	UCLA	Rhode Island	Georgia
Ben Howland	Northern Arizona	Pittsburgh	UCLA	Mississippi State
Fran McCaffery	Lehigh	UNC Greensboro	Siena	Iowa
<b>Tom Penders</b>	<b>Rhode Island</b>	<b>Texas</b>	<b>George Washington</b>	<b>Houston</b>
Eddie Sutton	Creighton	Arkansas	Kentucky	Oklahoma State



### MOST VICTORIES among ACTIVE NCAA DIVISION I COACHES through March 13, 2025

Rk.	Wins	Coach	School(s)	Years
1.	833	John Calipari	Arkansas, UMass, Memphis, Kentucky	1989 –
2.	831	Rick Barnes	George Mason, Providence, Clemson, Texas, Tennessee	1988 –
3.	816	Bill Self	Tulsa, Illinois, Kansas	1999 –
4.	792	<b>Kelvin Sampson</b>	<b>Montana Tech, Washington State, Oklahoma, Indiana, Houston</b>	<b>1982 –</b>
5.	779	Dana Altman	Marshall, Kansas State, Creighton, Oregon	1990 –
6.	759	Rick Pitino	Hawai'i, Boston, Providence, Kentucky, Louisville, Iona, St. John's	1975 –
7.	740	Mark Few	Gonzaga	2000 –
8.	733	Tom Izzo	Michigan State	1996 –
9.	715	Greg Kampe	Oakland	1985 –
10.	700	Steve Alford	Manchester, Missouri State, Iowa New Mexico, UCLA, Nevada	1992 –
11.	689	Bruce Pearl	Southern Indiana, Milwaukee, Tennessee, Auburn	1993 –
12.	639	Leonard Hamilton	Oklahoma State, Miami (Fla.), Florida State	1987 –
13.	628	Greg McDermott	Wayne State (Neb.), UNI, Iowa State, Creighton	1994 –
14.	625	Fran Dunphy	Penn, Temple, La Salle	1990 –
15.	591	Scott Nagy	South Dakota State, Wright State, Southern Illinois	1995 –
16.	573	Herb Sendek	Miami (Ohio), NC State, Arizona State, Santa Clara	1993 –
17.	561	Randy Bennett	Saint Mary's (Calif.)	2001 –
18.	548	Fran McCaffery	Lehigh, UNC Greensboro, Siena, Iowa	1985 –
19.	533	Ron Hunter	IUPUI, Georgia State, Tulane	1994 –



### MOST GAMES among ACTIVE NCAA DIVISION I COACHES through March 13, 2025

Rk.	No.	Coach	School(s)	Years
1.	1,270	Greg Kampe	Oakland	1985 –
2.	1,252	Rick Barnes	George Mason, Providence, Clemson, Tennessee	1988 –
3.	1,182	Dana Altman	Marshall, Kansas State, Creighton, Oregon	1990 –
4.	1,145	<b>Kelvin Sampson</b>	<b>Montana Tech, Washington State, Oklahoma, Indiana, Houston</b>	<b>1982 –</b>
5.	1,144	Leonard Hamilton	Oklahoma State, Miami (Fla.), Florida State	1987 –
6.	1,107	John Calapari	Arkansas, UMass, Memphis, Kentucky	1989 –
7.	1,075	Bill Self	Tulsa, Illinois, Kansas	1999 –
8.	1,073	Steve Alford	Manchester, Missouri State, Iowa New Mexico, UCLA, Nevada	1992 –
9.	1,066	Rick Pitino	Iona, Louisville, Kentucky, Providence, Boston, Hawai'i	1996 –
10.	1,033	Tom Izzo	Michigan State	1996 –
**	1,005	Fran Dunphy	Penn, Temple, La Salle	1990 –

### MOST YEARS among ACTIVE NCAA DIVISION I COACHES includes 2024-25 season

Rk.	Years	Coach	School(s)	Years
1.	41	Greg Kampe	Oakland	1985 –
2.	38	Rick Barnes	George Mason, Providence, Clemson, Texas, Tennessee	1988 –
t3.	37	Rick Pitino	Hawai'i, Boston, Providence, Kentucky, Louisville, Iona	1975 –
t3.	37	Leonard Hamilton	Oklahoma State, Miami (Fla.), Florida State	1987 –
t5.	36	<b>Kelvin Sampson</b>	<b>Montana Tech, Washington State, Oklahoma, Indiana, Houston</b>	<b>1982 –</b>
t5.	36	Dana Altman	Marshall, Kansas State, Creighton, Oregon	1990 –
7.	34	Steve Alford	Manchester, Missouri State, Iowa New Mexico, UCLA, Nevada	1992 –
t8.	33	John Calipari	Arkansas, UMass, Memphis, Kentucky	1989 –
t8.	32	Fran Dunphy	Penn, Temple, La Salle	1990 –

### MOST NCAA DIVISION I 20-WIN SEASONS among ACTIVE COACHES through March 13, 2025 \* – total includes 2024-25 season

Rk.	No.	Coach	School(s)	Years
1.	* 29	John Calipari	Arkansas, UMass, Memphis, Kentucky	1989 –
2.	* 28	Bill Self	Tulsa, Illinois, Kansas	1999 –
t2.	* 27	Dana Altman	Marshall, Kansas State, Creighton, Oregon	1990 –
4.	* 26	Mark Few	Gonzaga	2000 –
t5.	* 25	<b>Kelvin Sampson</b>	<b>Montana Tech, Washington State, Oklahoma, Indiana, Houston</b>	<b>1982 –</b>
t5.	* 25	Rick Pitino	Hawai'i, Boston, Providence, Kentucky, Louisville, Iona, St. John's	1975 –
t5.	* 25	Rick Barnes	George Mason, Providence, Clemson, Texas, Tennessee	1988 –
8.	* 24	Tom Izzo	Michigan State	1996 –
9.	18	Fran Dunphy	Penn, Temple, La Salle	1990 –

### MOST NCAA DIVISION I 30-WIN SEASONS among ACTIVE COACHES through March 10, 2025

Rk.	No.	Coach	School(s)	Years
1.	11	Bill Self	Oral Roberts, Tulsa, Illinois, Kansas	1994 –
2.	10	John Calipari	Arkansas, UMass, Memphis, Kentucky	1989 –
3.	7	Mark Few	Gonzaga	2000 –
t4.	5	<b>Kelvin Sampson</b>	<b>Montana Tech, Washington State, Oklahoma, Indiana, Houston</b>	<b>1982 –</b>
t4.	5	Tom Izzo	Michigan State	1996 –
t4.	5	Sean Miller	Xavier, Arizona, Xavier	2005 –
t4.	5	Rick Pitino	Hawai'i, Boston, Providence, Kentucky, Louisville, Iona, St. John's	1976 –
8.	4	Tony Bennett	Washington State, Virginia	2006 –
9.	3	Rick Barnes	George Mason, Providence, Clemson, Texas, Tennessee	1988 –
t10.	2	Steve Alford	Manchester Missouri State, Iowa, New Mexico, UCLA, Nevada	1992 –
t10.	2	Dana Altman	Marshall, Kansas State, Creighton, Oregon	1990 –
t10.	2	Chris Beard	McMurry, Angelo State, Texas Tech, Texas, Mississippi	2013 –
t10.	2	Jamie Dixon	Pittsburgh, TCU	2004 –
t10.	2	Ben Jacobson	UNI	2006 –
t10.	2	Bruce Pearl	Southern Indiana, Milwaukee, Tennessee, Auburn	1993 –





## #23 TERRANCE ARCEAUX

Guard

6-6 • 205 • r-Sophomore-2L (RS '23-24)

Beaumont, Texas (Beaumont United HS)

Integrated Studies

 **tarceneaux23**  **TArceneaux21**

### CAREER HIGHS

#### Points

16, vs. Toledo (12/18/24)

#### Field Goals Made

7, vs. Toledo (12/18/24)

#### Field Goal Attempts

14, vs. Louisiana (11/13/24)

#### 3-Point Field Goals Made

4, vs. BYU (1/4/25)

#### 3-Point Field Goal Attempts

8, vs. Louisiana (11/13/24)

#### Free Throws Made

4, done four times; Most recently vs. (16) Colorado (3/13/25)

#### Free Throw Attempts

6, vs. Montana (11/24/23)

6, vs. Oral Roberts (11/14/22)

#### Rebounds

10, vs. Jackson State (12/9/23)

#### Offensive Rebounds

6, vs. Jackson State (12/9/23)

#### Defensive Rebounds

7, vs. Toledo (12/18/24)

#### Assists

6, vs. Oklahoma State (2/4/25)

#### Steals

4, vs. Hofstra (11/22/24)

#### Blocked Shots

4, vs. Utah (1/2/25)

#### Minutes Played

35:22, vs. Memphis (3/12/23)

### REDSHIRT SOPHOMORE (2024-25)

Scored 10 points on 4-of-6 shooting and grabbed three rebounds with two assists and two steals in charity exhibition win over #13/15 Texas A&M (10/27)... Made his season debut in season-opening win vs. Jackson State inside Fertitta Center... Finished with seven points and one rebound against the Tigers (11/4)... Led all players with 14 points and grabbed five rebounds with a pair of assists in home win over Louisiana (11/13)... Posted 12 points on 5-of-7 shooting and added three rebounds with a game-high four steals in home win over Hofstra (11/22)... Posted 13 points on 6-of-7 shooting and grabbed three rebounds with two steals against Notre Dame during second day of Players Era Festival inside MGM Grand Garden Arena in Las Vegas (11/27)... Scored 14 points on 5-of-9 shooting from field with 4-of-4 shooting from free throw line vs. Butler in Big 12-Big East Challenge (12/7)... Led all players with 16 points and nine rebounds in home win over Toledo (12/18)... Posted 13 points on 5-of-9

shooting and grabbed five rebounds with three assists and three steals in home win over Texas A&M-Corpus Christi (12/21)... Finished with 15 points and grabbed six rebounds, including three offensive boards, in home win over BYU (1/4)... Did a little of everything in Houston's win over Utah in Fertitta Center... Posted 10 points with six rebounds and added three rebounds, three steals and four blocked shots against the Utes (1/22)... Finished with 10 points, five rebounds and a game-high six assists in home win over Oklahoma State (2/4)... Scored 15 points on 5-of-9 shooting and grabbed five rebounds with three blocked shots in road win at Colorado (2/8)... Posted 11 points on 4-of-6 shooting and grabbed two rebounds with a pair of assists in home win over rv/rv Baylor (2/10)... Drained a pair of free throws to give the Cougars a 61-58 lead with just 34 seconds remaining at #13/13 Arizona... Finished with seven points and two rebounds against the Wildcats (2/15)... Posted 10 points on 5-of-8 shooting in home win over Cincinnati (3/1).

### 2024-25 GAME-by-GAME STATISTICS (28-4 • 19-1 Big 12)

Date	Opponent	GS	Min	FG-A	3FG-FGA	FT-FTA	OR-DR	Tot	PF	A	TO	Blk	Stl	Pts
11/4/24	JACKSON STATE		16:48	3-7	1-1	0-0	0-1	1	1	0	1	0	0	7
11/9/24	vs. #11/11 Auburn		11:33	1-2	1-1	2-4	1-1	2	0	0	0	0	0	5
11/13/24	LOUISIANA		24:06	4-14	2-8	4-4	2-3	5	2	2	1	0	1	14
11/22/24	rv/- HOFSTRA		23:28	5-7	0-0	2-2	1-2	3	1	1	0	0	4	12
11/26/24	vs. #9/9 Alabama		20:52	2-3	0-0	1-2	1-2	3	2	1	1	0	2	5
11/27/24	vs. Notre Dame		22:46	6-7	1-2	0-0	1-2	3	0	2	0	0	1	13
11/30/24	vs. San Diego State		20:39	1-4	0-0	1-2	0-3	3	2	1	0	0	0	3
12/7/24	BUTLER		22:44	5-9	0-1	4-4	1-0	1	1	0	0	0	3	14
12/10/24	TROY		22:16	3-7	0-1	3-4	1-3	4	1	1	4	0	0	9
12/18/24	TOLEDO		27:05	7-12	1-2	1-2	2-7	9	2	1	0	0	1	16
12/21/24	TEXAS A&M-CORPUS CHRISTI *		23:40	5-9	3-6	0-0	2-3	5	1	3	0	0	3	13
12/30/24	* at Oklahoma State		17:28	0-3	0-3	0-0	0-2	2	2	0	3	0	0	0
1/4/25	* BYU		22:59	5-9	4-5	1-2	3-3	6	0	1	0	0	2	15
1/6/25	* TCU		23:05	1-4	0-2	0-0	0-1	1	1	0	1	0	2	2
1/11/25	* at Kansas State		17:13	3-6	2-3	0-0	0-3	3	0	1	0	0	2	8
1/15/25	* rv/#25 WEST VIRGINIA		25:37	2-5	2-4	0-0	1-3	4	2	2	2	1	0	6
1/18/25	* at UCF		10:09	0-3	0-1	0-1	1-0	1	1	0	0	1	0	0
1/21/25	* UTAH	*	33:04	4-10	0-3	2-2	2-4	6	0	3	1	4	3	10
1/25/25	* at #12/11 Kansas		15:07	1-3	1-3	0-0	1-2	3	1	0	0	0	0	3
1/29/25	* at rv/rv West Virginia		22:41	3-5	2-4	0-0	1-1	2	0	0	0	0	0	8
2/1/25	* #22/19 TEXAS TECH		31:04	4-8	1-2	0-0	2-0	2	4	1	0	0	2	9
2/4/25	* OKLAHOMA STATE	*	28:38	4-12	1-5	1-2	2-3	5	1	6	1	0	1	10
2/8/25	* at Colorado	*	30:58	5-9	1-2	4-4	2-3	5	3	0	2	3	1	15
2/10/25	* rv/rv BAYLOR		21:52	4-6	1-3	2-4	1-1	2	0	2	0	0	0	11
2/15/25	* at #13/13 Arizona		27:11	2-4	1-2	2-2	0-2	2	1	0	0	1	0	7
2/18/25	* at Arizona State		19:13	1-2	0-0	0-0	1-1	2	2	0	1	0	1	2
2/22/25	* #8/8 IOWA STATE		13:44	1-2	0-1	0-0	1-2	3	1	0	1	1	0	2
2/24/25	* at #10/10 Texas Tech		14:22	0-2	0-1	0-0	1-0	1	1	0	0	0	0	0
3/1/25	* CINCINNATI		26:03	5-8	0-1	0-0	0-0	0	1	1	0	0	0	10
3/3/25	* KANSAS		18:39	0-7	0-3	0-0	1-1	2	1	0	0	1	0	0
3/8/25	* at Baylor		10:46	0-1	0-0	0-0	1-0	1	0	0	0	0	1	0
3/13/25	vs. (16) Colorado		18:18	2-3	0-1	4-4	1-1	2	5	0	2	0	1	8
3/14/25	vs. #17/18 (4) BYU		---	---	---	---	---	---	---	---	---	---	---	---

### CAREER STATISTICS

Year	W-L	GP-GS	MP	FG-FGA	Pct	3P-A	Pct	FT-FTA	Pct	Off-Def	Reb - Avg	PF-DQ	Ast	TO	Blk	Stl	Pts - Avg
2022-23	30-4	34-1	471	49-133	.368	17-68	.250	10-19	.526	30-54	84 - 2.5	36-0	19	19	5	22	125 - 3.7
2023-24	11-0	11-0	201	22-57	.386	6-21	.286	10-19	.526	23-27	50 - 4.5	13-0	8	4	6	10	60 - 5.5
2024-25	28-4	32-4	684	89-193	.461	25-71	.352	34-45	.756	34-60	94 - 2.9	40-1	29	21	12	31	237 - 7.4
Totals	68-8	77-5	1,357	160-383	.418	48-160	.300	54-83	.651	87-141	228 - 3.0	89-1	56	44	23	63	422 - 5.5

2 NCAA National Championship Game Appearances • 6 NCAA Final Four Appearances • 25 NCAA Tournaments • 21 Conference Championships • 2 NBA Draft No. 1 Overall Picks • 12 NBA Draft First-Round Selections

## ARCENEUX's 2023-24 GAME-BY-GAME (11-0 • 0-0 Big 12)


Opponent	Date	GS	Min	FG-A	3FG-A	FT-A	Off-Def	Tot	PF	A	TO	Blk	Stl	Pts
ULM	11/6/23		19:25	2-6	0-3	1-2	1-3	4	1	1	0	0	3	5
TEXAS A&M-CORPUS CHRISTI	11/11/23		18:32	2-5	0-2	1-2	3-5	8	0	0	0	1	1	5
STETSON	11/13/23		21:35	3-5	1-2	3-3	1-1	2	0	1	0	1	3	10
vs. Towson	11/16/23		17:05	2-5	1-2	2-4	0-1	1	1	0	0	0	0	7
vs. Utah	11/17/23		26:13	3-6	1-3	1-2	2-2	4	2	2	0	1	0	8
vs. Dayton	11/19/23		15:12	2-4	1-1	0-0	3-0	3	1	1	0	0	0	5
MONTANA	11/24/23		19:10	1-8	0-2	2-6	3-6	9	1	1	0	0	1	4
at Xavier	12/1/23		13:21	1-3	0-0	0-0	0-0	0	3	0	0	1	1	2
RICE	12/6/23		23:14	3-9	0-2	0-0	4-5	9	2	1	1	1	0	6
JACKSON STATE	12/9/23		22:00	3-6	2-4	0-0	6-4	10	2	1	3	0	1	8
vs. rv/rv Texas A&M	12/16/23		5:36	0-0	0-0	0-0	0-0	0	0	0	0	1	0	0

Sat out for the remainder of the season with a foot injury

## ARCENEUX's 2022-23 GAME-BY-GAME (30-4 • 15-1 American)

Opponent	Date	GS	Min	FG-A	3FG-A	FT-A	Off-Def	Tot	PF	A	TO	Blk	Stl	Pts
HOFSTRA	11/9/21	DNP – Coach's Decision												
NORTHERN COLORADO	11/7/22		16:56	3-5	1-3	0-0	2-2	4	0	0	1	0	2	7
vs. Saint Joseph's	11/11/22		10:40	1-5	0-3	1-2	0-3	3	2	0	0	0	0	3
ORAL ROBERTS	11/14/22		22:14	4-7	3-6	3-6	1-4	5	0	0	0	1	1	14
TEXAS SOUTHERN	11/16/22		15:18	2-5	1-4	1-1	3-2	5	0	0	0	0	1	6
at rv/rv Oregon	11/20/22		19:10	6-11	3-5	0-1	3-2	5	1	1	0	0	3	15
KENT STATE	11/26/22		17:46	0-2	0-1	0-0	0-6	6	1	1	0	0	0	0
NORFOLK STATE	11/29/22		23:43	3-8	1-4	0-0	0-3	3	2	0	1	1	0	7
vs. –/rv Saint Mary's (Calif.)	12/3/22		12:58	1-2	0-0	0-0	1-3	4	1	0	1	0	0	2
NORTH FLORIDA	12/6/22		22:10	1-6	0-2	0-0	1-5	6	0	1	1	0	1	2
#8/10 ALABAMA	12/10/22		8:11	0-1	0-1	0-0	0-1	1	0	0	1	0	0	0
NORTH CAROLINA A&T	12/13/22		17:52	1-6	1-6	0-0	1-1	2	4	3	4	0	2	3
at #2/2 Virginia	12/17/22	DNP – Coach's Decision												
McNEESE	12/21/22		17:08	3-6	1-3	0-0	1-3	4	1	2	1	0	0	7
* at Tulsa	12/28/22		12:59	4-5	1-2	0-0	0-3	3	0	1	0	0	2	9
* UCF	12/31/22	DNP – Coach's Decision												
* SMU	1/5/23		19:01	4-9	1-3	1-2	3-2	5	1	0	1	1	0	10
* at Cincinnati	1/8/23		13:51	2-2	0-0	0-0	1-0	1	0	1	0	1	1	4
* SOUTH FLORIDA	1/11/23		16:57	0-4	0-2	0-0	3-0	3	2	1	0	0	2	0
* at Tulane	1/17/23		3:44	0-1	0-0	0-0	0-0	0	0	1	0	0	0	0
* TEMPLE	1/22/23		3:27	0-1	0-0	0-0	0-0	0	1	0	0	0	0	0
* at UCF	1/25/23		11:49	1-3	0-1	0-0	0-0	0	0	0	1	0	0	2
* CINCINNATI	1/28/23		11:10	1-2	0-1	0-0	0-2	2	0	0	0	1	2	2
* at Wichita State	2/2/23		11:21	1-3	1-3	0-0	0-0	0	1	0	0	0	0	3
* at Temple	2/5/23		2:09	0-0	0-0	0-0	0-0	0	0	0	1	0	0	0
* TULSA	2/8/23		16:14	2-5	1-3	0-0	1-1	2	2	2	1	0	0	5
* at SMU	2/16/23	DNP – Injury												
* MEMPHIS	2/19/23		8:55	1-3	0-2	0-0	0-1	1	0	0	0	0	2	2
* TULANE	2/22/23		11:51	0-2	0-2	0-0	0-2	2	1	2	0	0	0	0
* at East Carolina	2/25/23		11:09	0-1	0-1	0-0	0-2	2	3	0	0	0	0	0
* WICHITA STATE	3/2/23		14:43	1-3	0-0	0-0	2-1	3	1	2	0	0	2	2
* at Memphis	3/5/23		1:44	1-1	0-0	0-1	0-0	0	2	0	1	0	0	2
vs. (9) East Carolina	3/10/23		14:17	1-5	1-2	0-0	0-1	1	1	0	1	0	0	3
vs. (4) Cincinnati	3/11/23		27:41	1-5	0-2	2-3	2-1	3	2	0	1	0	0	4
vs. (2) Memphis	3/12/23	*	35:22	3-10	1-4	2-3	3-0	3	3	1	2	0	0	9
vs. (16) Northern Kentucky	3/16/23		11:38	1-4	0-2	0-0	1-3	4	2	0	0	0	1	2
vs. (9) Auburn	3/18/23		4:45	0-0	0-0	0-0	1-0	1	1	0	0	0	0	0
vs. #16/15 (5) Miami (Fla.)	3/24/23		2:36	0-0	0-0	0-0	0-0	0	1	0	0	0	0	0





## #4 L.J. CRYER

Guard

6-1 • 200 • Graduate-1L

Katy, Texas (Morton Ranch HS)

'24 UH graduate in Integrated Studies

Post-baccalaureate work in Health

   **ljcryer**

### CAREER HIGHS

#### Points

30, vs. #9/9 Alabama (11/26/24)  
30, vs. rv/#22 Creighton (3/19/23)

#### Field Goals Made

11, vs. #8/8 Iowa State (2/22/25)  
13, vs. rv/#22 Creighton (3/19/23)

#### Field Goal Attempts

26, vs. #9/9 Alabama (11/26/24)  
22, vs. rv/#22 Creighton (3/19/23)

#### 3-Point Field Goals Made

6, done five times; Most recently  
at Baylor (3/8/25)  
8, vs. West Virginia (2/13/23)

#### 3-Point Field Goal Attempts

13, vs. San Diego State (11/30/24)  
12, vs. Norfolk State (11/11/22)

#### Free Throws Made

10, vs. #9/9 Alabama (11/26/24)  
6, vs. #17/17 TCU (1/4/23)

#### Free Throw Attempts

10, vs. #9/9 Alabama (11/26/24)  
7, at Texas Tech (1/17/23)

#### Rebounds

6, at Colorado (2/8/25)  
5, at #10/10 Texas (1/30/23)  
5, vs. Northwestern State (12/20/22)

#### Offensive Rebounds

3, at Colorado (2/8/25)  
3, at #21/19 BYU (1/23/24)  
2, at Oklahoma State (2/27/23)  
2, at #14/16 Kansas State (2/21/23)

#### Defensive Rebounds

4, done five times; Most recently  
vs. #8/8 Iowa State (2/22/25)  
5, vs. Northwestern State (12/20/22)

#### Assists

6, at Arizona State (2/18/25)  
6, at #14/16 Kansas State (2/21/23)  
6, vs. Central Arkansas (11/17/21)

#### Steals

4, at Oklahoma State (12/30/24)  
4, vs. UCF (1/20/24)  
4, vs. Norfolk State (11/11/22)

#### Blocked Shots

1, done six times; Most recently  
at Baylor (3/8/25)  
1, vs. McNeese (1/23/22)  
1, vs. Kansas State (1/25/22)

#### Minutes Played

48:00, at #12/11 Kansas (1/25/25)  
40, at Oklahoma State (1/27/23)

*Accomplished at Baylor*

### HONORS

- 2024-25 *The Sporting News* All-America Third Team
- 2024-25 Big 12 Conference Scholar-Athlete of the Year
- 2024-25 All-Big 12 Conference First Team
- 1A FAR Academic Excellence Award

### GRADUATE (2024-25)

Became 53rd member of Houston's career 1,000-Point Club in Big 12 Conference championship-clinching win vs. Cincinnati... Received 1A FAR Academic Excellence Award in December 2024... Presented to student-athletes who graduate with a cumulative GPA of 3.80 or above and have participated in at least two years of NCAA athletics at an FBS school... Led Houston with 18 points, thanks to six 3-pointers and added three assists with a steal in charity exhibition win vs. #13/15 Texas A&M (10/27)... Led all players with 16 points, thanks to 4-of-6 3-point shooting, and dished out three assists in season-opening win vs. Jackson State inside Fertitta Center (11/4)... Tied for team lead with 13 points and added two assists and a steal against #11/11 Auburn in Mattress Firm Battleground 2k24 inside Toyota Center (11/9)... Led all players with 30 points, thanks to 10-of-10 shooting from the free throw line, and three steals against #9/9 Alabama during first day of Players Era Festival inside MGM Grand Garden Arena in Las Vegas... Scored 21 points and led all players with five 3-pointers against San Diego State during Players Era Festival Third-Place Game (11/30)... Finished with a game-high 20 points and added four 3-pointers with three assists in win over Butler

during Big 12-Big East Challenge (12/7)... Led all players with 22 points, thanks to 6-of-7 shooting from the arc, in home win over Troy (12/10)... Posted 17 points on 5-of-9 shooting from the field, including 5-of-7 from the arc, with three assists in home win over Texas A&M-Corpus Christi (12/21)... Finished with 18 points, thanks to 4-of-8 shooting from the arc, and led all players with four steals in road win at Oklahoma State (12/30)... Totaled 18 points, thanks to 5-of-10 shooting from the arc, and grabbed two rebounds with a pair of assists in home win over rv/#25 West Virginia (1/15)... Scored 13 points, thanks to 3-of-4 shooting from the arc, in home win over Utah (1/22)... Led all players with 17 points on 6-of-12 shooting and grabbed three rebounds with three assists in road win at rv/rv West Virginia (1/29)... Led Houston with 22 points and three 3-pointers against #22/19 Texas Tech (2/1)... Led all players with 18 points and four 3-pointers and grabbed three rebounds in home win over Oklahoma State (2/4)... Posted 15 points and six rebounds with three treys in road win at Colorado (2/8)... Led Houston with 14 points, thanks to four 3-pointers, and dished out three assists in home win over rv/rv Baylor (2/10)... Posted 15 points with three 3-pointers and two assists in road win at #13/13 Arizona... Led Houston with 18 points on 6-of-13 shooting and six assists and tied for team lead with four 3-pointers in road win at Arizona State (2/18)... Led all players with 18 points on 11-of-17 shooting from the field, including 5-of-7 from the arc in home win over #8/8 Iowa State... Added five rebounds with an assist and steal (2/22)... Led all players with 20 points on 7-of-13 shooting in home win over Cincinnati... Drained a pair of free throws with 50 seconds left to join Houston's career 1,000-Point Club (3/1)... Led all players with 22 points on 8-of-15 shooting and added three rebounds and three steals in Senior Day home win over Kansas (3/3)... Led Cougars with 23 points, thanks to 6-of-9 shooting from the arc, and grabbed two rebounds in road win at Baylor (3/8). **Phillips 66 Big 12 Championship:** Finished with 14 points and three rebounds in Quarterfinal win over (16) Colorado (3/13).

### 2024-25 GAME-by-GAME STATISTICS (28-4 • 19-1 Big 12)

Date	Opponent	GS	Min	FG-A	3FG-FGA	FT-FTA	OR-DR	Tot	PF	A	TO	Blk	Stl	Pts
11/4/24	JACKSON STATE	*	18:50	4-8	4-6	4-4	0-1	1	0	3	0	0	0	16
11/9/24	vs. #11/11 Auburn	*	27:37	5-14	1-4	2-3	0-0	0	4	2	1	0	1	13
11/13/24	LOUISIANA	*	16:19	3-6	2-3	0-0	0-2	2	0	1	2	0	1	8
11/22/24	rv/- HOFSTRA	*	26:55	3-10	2-8	0-0	0-3	3	1	3	0	0	3	8
11/26/24	vs. #9/9 Alabama	*	42:16	9-26	2-8	10-10	0-0	0	1	2	1	0	3	30
11/27/24	vs. Notre Dame	*	36:44	2-11	0-6	2-2	0-2	2	1	1	1	0	1	6
11/30/24	vs. San Diego State	*	37:48	7-15	5-13	2-2	0-2	2	3	2	3	1	0	21
12/7/24	BUTLER	*	35:45	7-14	4-7	2-2	0-1	1	1	3	3	0	0	20
12/10/24	TROY	*	32:00	8-11	6-7	0-0	0-2	2	0	0	0	1	2	22
12/18/24	TOLEDO	*	26:45	1-8	0-6	0-0	0-4	4	0	2	0	0	0	2
12/21/24	TEXAS A&M-CORPUS CHRISTI	*	28:43	5-9	5-7	2-2	0-0	0	0	3	1	0	0	17
12/30/24	* at Oklahoma State	*	33:48	6-15	4-8	2-2	0-2	2	1	0	2	0	4	18
1/4/25	* BYU	*	27:11	3-11	3-9	0-0	0-0	0	0	2	1	0	1	9
1/6/25	* TCU	*	25:18	4-9	2-5	0-0	1-1	2	3	3	0	0	1	10
1/11/25	* at Kansas State	*	30:47	3-8	1-3	4-4	0-1	1	0	2	0	0	0	11
1/15/25	* rv/#25 WEST VIRGINIA	*	28:15	5-12	5-10	3-4	1-1	2	2	2	0	0	0	18
1/18/25	* at UCF	*	35:41	2-13	2-7	0-0	1-3	4	1	1	1	0	0	6
1/21/25	* UTAH	*	23:14	4-7	3-4	2-2	0-1	1	0	1	0	0	0	13
1/25/25	* at #12/11 Kansas	*	48:00	2-12	1-8	4-6	0-3	3	4	3	2	0	0	9
1/29/25	* at rv/rv West Virginia	*	35:07	6-12	2-4	3-3	0-3	3	2	3	2	0	1	17
2/1/25	* #22/19 TEXAS TECH	*	44:00	7-14	3-6	5-6	0-4	4	2	2	1	0	0	22
2/4/25	* OKLAHOMA STATE	*	38:36	6-15	4-11	2-2	0-3	3	1	0	2	0	0	18
2/8/25	* at Colorado	*	31:43	6-17	3-9	0-0	3-3	6	3	1	3	0	1	15
2/10/25	* rv/rv BAYLOR	*	30:38	5-11	4-7	0-0	0-1	1	1	3	1	0	0	14
2/15/25	* at #13/13 Arizona	*	35:00	6-12	3-8	0-0	0-1	1	2	2	2	0	0	15
2/18/25	* at Arizona State	*	35:23	6-13	4-10	2-2	0-4	4	1	6	1	0	1	18
2/22/25	* #8/8 IOWA STATE	*	35:36	11-17	5-7	1-1	1-4	5	3	1	2	0	1	28
2/24/25	* at #10/10 Texas Tech	*	31:20	1-5	1-4	2-2	1-2	3	1	3	1	0	1	5
3/1/25	* CINCINNATI	*	34:11	7-13	2-6	4-4	0-1	1	1	1	2	0	0	20
3/3/25	* KANSAS	*	25:32	8-15	4-6	2-2	2-1	3	4	0	1	0	3	22
3/8/25	* at Baylor	*	35:57	6-12	6-9	5-6	1-1	2	1	0	0	1	1	23
3/13/25	vs. (16) Colorado	*	35:12	4-11	2-6	4-4	0-3	3	1	1	2	0	0	14
3/14/25	vs. #17/18 (4) BYU	---	---	---	---	---	---	---	---	---	---	---	---	---

### CAREER STATISTICS

Year	W-L	GP-GS	MP	FG-FGA	Pct	3P-A	Pct	FT-FTA	Pct	Off-Def	Reb - Avg	PF-DQ	Ast	TO	Blk	Stl	Pts - Avg
2020-21 (at BU)	19-1	20-0	197	21-55	.382	16-44	.364	9-14	.643	3-8	11 - 0.6	7-0	15	9	0	10	67 - 3.4
2021-22 (at BU)	16-3	19-3	491	88-185	.476	52-111	.468	28-36	.778	2-27	29 - 1.5	25-0	32	33	1	15	256 - 13.5
2022-23 (at BU)	21-10	31-31	1,000	163-360	.453	80-193	.415	59-66	.894	7-57	64 - 2.1	44-0	63	48	1	15	465 - 15.0
2023-24	32-5	37-37	1,187	200-487	.411	112-289	.388	61-70	.871	24-64	88 - 2.4	63-2	70	35	4	39	573 - 15.5
2024-25	28-4	32-32	1,030	162-386	.420	95-222	.428	69-75	.920	11-60	71 - 2.2	45-0	59	38	3	26	488 - 15.3
UH Totals	60-9	69-69	2,217	362-873	.415	207-511	.405	130-145	.897	35-124	159 - 2.3	108-2	129	73	7	65	1,061 - 15.4
BU Totals	56-14	70-34	1,688	272-600	.453	148-348	.425	96-116	.828	12-92	104 - 1.5	76-0	110	90	2	30	788 - 11.3
Totals	116-23	139-103	3,908	634-1,473	.430	355-859	.413	226-261	.866	47-216	263 - 1.9	184-2	239	164	9	105	1,849 - 13.3

2 NCAA National Championship Game Appearances • 6 NCAA Final Four Appearances • 25 NCAA Tournaments • 21 Conference Championships • 2 NBA Draft No. 1 Overall Picks • 12 NBA Draft First-Round Selections

## CRYER's 2023-24 GAME-BY-GAME (32-5 • 15-3 Big 12)

Opponent	GS	Min	FG-A	3FG-A	FT-A	O-D-T	PF	A	TO	Blk	Stl	Pts
ULM	*	29:53	3-13	1-9	2-2	1-1-2	2	2	1	0	1	9
TEXAS A&M	*	30:03	4-13	2-7	5-5	1-2-3	1	3	1	0	2	15
STETSON	*	32:18	9-15	3-6	0-0	0-1-1	2	2	1	0	2	21
vs. Towson	*	26:11	6-14	3-7	3-3	2-1-3	3	2	0	0	1	18
vs. Utah	*	33:08	5-14	4-9	0-0	0-3-3	2	3	0	0	1	14
vs. Dayton	*	29:34	6-14	4-8	2-2	0-2-2	3	1	1	0	0	18
MONTANA	*	32:09	9-16	5-12	1-1	0-4-4	1	3	0	0	0	24
at Xavier	*	38:08	8-16	5-12	2-2	0-4-4	2	0	1	0	0	23
RICE	*	23:39	5-11	5-10	0-0	0-2-2	2	2	0	0	1	15
JACKSON STATE	*	29:42	6-15	3-8	6-7	2-1-3	1	1	0	0	1	21
vs. rv/rv Texas A&M	*	36:53	5-15	4-10	3-3	1-2-3	0	1	2	0	0	17
TEXAS STATE	*	31:09	4-12	1-5	0-1	1-1-2	0	3	1	0	1	9
PENN	*	30:09	7-13	2-3	0-2	1-1-2	0	4	1	0	1	16
* WEST VIRGINIA	*	30:47	7-12	4-7	2-2	1-2-3	1	1	0	1	2	20
* at rv/rv Iowa State	*	30:32	2-9	1-6	0-0	0-2-2	3	2	3	0	1	5
* at rv/rv TCU	*	36:46	2-14	1-7	0-0	1-4-5	1	1	1	1	2	5
* #25/25 TEXAS TECH	*	34:22	3-8	2-4	0-0	0-2-2	2	2	0	0	1	8
* UCF	*	33:13	6-14	4-10	0-0	0-2-2	2	2	1	0	4	16
* at #21/19 BYU	*	36:31	7-14	5-9	4-4	3-1-4	1	1	0	0	1	23
* rv/rv KANSAS STATE	*	25:18	3-11	1-6	0-0	0-1-1	1	1	1	0	1	7
* at rv/rv Texas	*	39:26	5-17	2-9	2-2	1-1-2	3	3	1	0	1	14
* at #8/9 Kansas	*	38:24	9-20	6-12	0-1	0-1-1	3	3	0	0	1	24
* OKLAHOMA STATE	*	26:40	2-10	0-3	2-2	1-2-3	1	4	1	0	2	6
* at Cincinnati	*	16:50	2-7	0-4	4-5	0-2-2	4	1	1	0	0	8
* rv/- TEXAS	*	32:35	9-13	6-9	2-3	1-0-1	1	0	0	0	0	26
* #6/6 IOWA STATE	*	32:31	2-10	2-9	2-2	0-1-1	5	1	2	0	1	8
* at #11/11 Baylor	*	42:44	3-8	3-7	6-6	1-1-2	1	2	0	0	2	15
* CINCINNATI	*	35:09	7-15	4-10	4-5	1-1-2	1	2	0	0	3	22
* at rv/rv Oklahoma	*	40:00	9-17	5-9	0-0	0-0-0	2	2	1	0	0	23
* at UCF	*	37:32	9-17	5-11	2-2	0-3-3	3	1	2	0	0	25
* #14/15 KANSAS	*	26:33	4-13	3-9	0-0	2-1-3	1	4	2	1	1	11
vs. (8) TCU	*	27:43	3-10	2-7	0-0	0-2-2	0	2	1	0	0	8
vs. #25/23 (4) Texas Tech	*	35:17	6-15	6-11	2-2	0-2-2	1	1	0	0	1	20
vs. #7/8 (2) Iowa State	*	34:51	3-12	1-4	0-0	0-2-2	0	0	3	0	1	7
vs. (16) Longwood	*	22:09	6-11	3-7	2-2	1-2-3	1	2	0	0	2	17
vs. (9) Texas A&M	*	35:01	7-15	3-10	3-4	2-1-3	5	4	2	1	1	20
vs. #13/14 (4) Duke	*	38:54	7-14	1-3	0-0	0-3-3	1	1	4	0	0	15

## CRYER's 2021-22 GAME-BY-GAME (16-3 • 6-3 Big 12 at Baylor)

Opponent	GS	Min	FG-A	3FG-A	FT-A	O-D-T	PF	A	TO	Blk	Stl	Pts
UIW		22	5-10	2-6	1-1	0-2-2	2	3	2	0	0	13
NICHOLLS		24	7-9	5-6	1-1	0-2-2	3	2	0	0	2	20
CENTRAL ARKANSAS		22	9-15	2-5	0-0	0-2-2	0	6	0	0	2	20
STANFORD	*	32	8-12	5-9	0-0	1-3-4	1	1	1	0	1	21
vs. Arizona State		25	6-12	3-5	0-0	0-4-4	4	1	1	0	0	15
vs. VCU		25	1-6	0-3	4-6	0-0-0	1	2	4	0	1	6
vs. rv/rv Michigan State		26	3-7	2-5	0-0	0-1-1	0	0	1	0	0	1
ARKANSAS-PINE BLUFF		24	7-14	4-9	2-4	0-1-1	0	1	2	0	0	20
#6/6 VILLANOVA		23	2-6	2-5	2-2	0-1-1	1	0	1	0	0	8
at Oregon		28	2-8	1-4	0-2	0-1-1	0	4	1	0	2	5
ALCORN STATE	DNP											
NORTHWESTERN STATE	DNP											
* at #8/8 Iowa State		20	5-8	3-5	0-0	0-1-1	1	0	2	0	3	13
* rv/rv OKLAHOMA		16	1-5	1-4	2-2	0-0-0	0	1	3	0	0	5
* at TCU		28	5-10	4-7	1-3	1-2-3	2	2	0	0	0	15
* #19/19 TEXAS TECH		29	4-9	2-4	0-0	0-0-0	1	0	4	0	1	10
* OKLAHOMA STATE		32	5-12	4-9	2-4	0-1-1	1	2	1	0	1	18
* at rv/rv West Virginia		34	8-16	5-9	4-4	0-2-2	4	1	1	0	0	25
* at rv/rv Oklahoma		28	4-9	2-4	4-4	0-2-2	1	0	3	0	0	14
* KANSAS STATE	*	28	4-12	3-8	3-3	0-2-2	1	4	6	1	0	16
at rv/rv Alabama	DNP											
* WEST VIRGINIA	DNP											
* at 10/10 Kansas	DNP											
* at Kansas State	DNP											
* TEXAS	DNP											
* at 11/11 Texas Tech		15	2-5	2-4	0-0	0-0-0	0	1	0	0	0	6

Sat out for the remainder of the season

## CRYER's 2022-23 GAME-BY-GAME (21-10 • 11-6 Big 12 at Baylor)

Opponent	GS	Min	FG-A	3FG-A	FT-A	O-D-T	PF	A	TO	Blk	Stl	Pts
MISSISSIPPI VALLEY ST.	*	20	5-11	3-8	3-3	0-1-1	3	1	2	0	1	16
NORFOLK STATE	*	28	2-13	2-12	1-1	0-1-1	0	4	2	0	4	7
NORTHERN COLORADO	*	32	8-16	4-9	0-0	0-4-4	2	2	1	0	1	20
vs. #16/14 Virginia	*	31	8-12	3-5	0-0	0-0-0	1	4	0	0	0	19
vs. #8/7 UCLA	*	35	10-18	4-8	4-4	0-4-4	4	1	3	0	2	28
McNEESE	*	26	7-13	2-6	0-0	0-3-3	3	2	3	1	0	16
at Marquette	*	35	7-14	3-6	2-2	0-1-1	0	3	3	0	1	19
vs. #14/12 Gonzaga	*	26	3-7	0-1	1-2	0-3-3	1	0	3	0	0	7
TARLETON	DNP											
vs. Washington State	*	30	2-7	2-5	0-0	0-1-1	2	2	1	0	0	6
NORTHWESTERN STATE	*	36	4-13	3-10	0-0	0-5-5	1	3	2	0	0	11
NICHOLLS	DNP											
* at Iowa State	DNP											
* #17/17 TCU	*	34	3-9	1-5	6-6	0-1-1	1	2	3	0	0	13
* KANSAS STATE	*	30	1-5	0-3	2-3	0-1-1	1	3	1	0	1	4
* at West Virginia	*	33	5-8	1-3	2-2	0-2-2	3	2	2	0	0	13
* OKLAHOMA STATE	*	35	6-9	4-5	0-0	0-2-2	0	2	1	0	0	16
* at Texas Tech	*	30	5-7	4-4	4-7	0-4-4	4	1	0	0	0	18
* at Oklahoma	*	31	2-11	0-2	2-2	0-0-0	0	1	1	0	1	6
* #9/9 KANSAS	*	38	8-16	5-11	1-2	1-1-2	2	2	2	0	0	22
* ARKANSAS	*	36	6-13	2-4	6-6	1-1-2	2	1	2	0	0	20
* at #10/10 Texas	*	37	7-17	3-6	2-2	0-5-5	1	2	1	0	1	19
* TEXAS TECH	*	31	2-8	0-4	2-2	0-1-1	2	4	0	0	0	6
* OKLAHOMA	*	15	3-7	1-4	0-0	0-2-2	0	1	0	0	0	7
* at #17/19 TCU	*	36	8-11	4-6	3-3	1-2-3	0	2	1	0	1	23
* WEST VIRGINIA	*	35	8-12	8-11	2-2	0-1-1	2	0	2	0	0	26
* at #5/7 Kansas	*	38	5-14	3-7	2-2	0-2-2	0	0	1	0	0	15
* at #14/16 Kansas State	*	35	6-11	4-7	0-0	2-1-3	1	6	0	0	1	16
* #8/8 TEXAS	*	35	2-7	1-4	4-4	0-3-3	0	4	3	0	1	9
* at Oklahoma State	*	40	5-15	3-10	2-2	2-1-3	3	2	2	0	0	15
* IOWA STATE	*	34	3-11	2-5	5-5	0-1-1	1	2	2	0	0	13
vs. Iowa State	*	36	3-10	3-5	1-1	0-1-1	1	2	3	0	0	10
vs. UC Santa Barbara	*	29	6-13	1-6	2-2	0-0-0	1	1	0	0	0	15
vs. Creighton	*	34	13-22	4-11	0-1	0-2-2	3	1	1	0	0	30

## CRYER's 2020-21 GAME-BY-GAME (19-1 • 8-1 Big 12 at Baylor)

Opponent	GS	Min	FG-A	3FG-A	FT-A	O-D-T	PF	A	TO	Blk	Stl	Pts
vs. Louisiana		15	6-9	5-7	0-0	0-2-2	0	1	0	0	2	17
vs. Washington		10	0-0	0-0	0-0	0-0-0	1	0	0	0	0	0
vs. #5/10 Illinois	DNP											
STEPHEN F. AUSTIN		18	1-3	1-3	3-4	1-1-2	2	3	1	0	1	6
* at Kansas State		19	3-5	2-4	0-0	0-1-1	0	3	1	0	1	8
ARKANSAS-PINE BLUFF		24	4-7	4-6	3-4	0-0-0	2	2	0	0	2	15
CENTRAL ARKANSAS		22	3-8	1-5	0-0	0-0-0	0	2	1	0	1	7
ALCORN STATE		19	0-6	0-5	2-4	0-2-2	1	2	4	0	1	2
* IOWA STATE	DNP											
* OKLAHOMA		9	1-1	1-1	0-0	0-2-2	0	0	0	0	0	3
* at TCU		5	0-0	0-0	0-0	0-0-0	0	0	0	0	0	0
* at #15/15 Texas Tech		2	0-0	0-0	0-0	0-0-0	0	0	0	0	0	0
* #9/9 KANSAS	DNP											
* at rv/rv Oklahoma State		7	1-4	1-4	0-0	0-0-0	0	0	0	0	0	0
* KANSAS STATE		17	1-3	1-2	0-0	0-1-1	0	2	1	0	1	3
AUBURN		6	0-0	0-0	0-0	0-0-0	0	0	0	0	0	0
* at #6/6 Texas	DNP											
* IOWA STATE		10	1-3	0-2	0-0	0-0-0	0	0	1	0	0	2
* at #17/19 Kansas		7	0-0	0-0	0-0	0-0-0	1	0	0	0	1	0
* #6/5 WEST VIRGINIA	DNP											
* #17/17 OKLAHOMA STATE	DNP											
* #18/18 TEXAS TECH		2	0-1	0-0	0-0	0-0-0	0	0	0	0	0	0
vs. Kansas State	DNP											
vs. #12/14 Oklahoma State	DNP											
vs. Hartford		5	0-3	0-3	1-2	1-1-2	0	0	0	0	0	1
vs. rv/- Wisconsin		1	0-0	0-0	0-0	0-0-0	0	0	0	0	0	0
vs. #18/17 Villanova	DNP											
vs. #10/10 Arkansas	DNP											
vs. #6/6 Houston		2	0-1	0-1	0-0	0-0-0	0	0	0	0	0	0
vs. #1/1 Gonzaga		1	0-1	0-1	0-0	0-0-0	0	0	0	0	0	0





## #5 Ja'VIER FRANCIS

Center

6-8 • 235 • Senior-3L

New Orleans, La. (Montverde Academy [Fla.])

Health Promotions

 lahjay11  theJayfrancis10

### CAREER HIGHS

#### Points

23, vs. McNeese (12/21/22)

#### Field Goals Made

9, vs. McNeese (12/21/22)

#### Field Goal Attempts

10, vs. North Carolina A&T (12/13/22)

#### 3-Point Field Goals Made

None

#### 3-Point Field Goal Attempts

None

#### Free Throws Made

6, at Arizona State (2/18/25)

6, at UCF (1/18/25)

#### Free Throw Attempts

10, vs. McNeese (12/21/22)

#### Rebounds

15, vs. North Carolina A&T (12/13/22)

#### Offensive Rebounds

7, at UCF (1/18/25)

7, vs. McNeese (12/21/22)

7, vs. North Carolina A&T (12/13/22)

#### Defensive Rebounds

8, vs. North Carolina A&T (12/13/22)

#### Assists

1, done 21 times; Most recently  
at #10/10 Texas Tech (2/24/25)

#### Steals

3, vs. (16) Longwood (3/22/24)

3, vs. Cincinnati (2/27/24)

3, vs. South Florida (1/11/23)

#### Blocked Shots

5, vs. Texas A&M-Corpus Christi (11/11/23)

#### Minutes Played

27:57, vs. North Carolina A&T (12/13/22)

### SENIOR (2024-25)

Became sixth Cougar to compete in 100+ wins during his career in road victory at #13/13 Arizona... Returned to starting lineup against #11/11 Auburn in Mattress Firm Battleground 2k24 inside Toyota Center... Finished with four points and a rebound against the Tigers (11/9)... Led all player with three blocks and added nine points with four rebounds in home win over Louisiana (11/13)... Blocked four shots in home win over Texas A&M-Corpus Christi (12/21)... Scored nine points with five rebounds, including three offensive boards, and a game-high three blocked shots in home win over BYU (1/4)... Grabbed five rebounds and tied for game-high honors with four offensive boards in home win over TCU (1/6)... Scored 11 points and grabbed nine rebounds, including six offensive boards, in road win at Kansas State (1/11)... Posted his first

double-double of the season with 16 points and 10 rebounds, including seven offensive boards, in road win at UCF... Buried 5-of-6 shots from the field and all six free throw attempts against the Knights (1/18)... Grabbed game-high seven rebounds with two offensive boards in road win at #13/13 Arizona... Joined J'wan Roberts, Fabian White Jr., Jamal Shead, Michael Young and Galen Robinson Jr., as only Cougars to compete in 100+ wins during their careers (2/15)... Scored eight points and drained all six free throw attempts with five rebounds, including a game-high four offensive boards, in road win at Arizona State (2/18)... Tied for game-high honors with six rebounds in home win over #8/8 Iowa State (2/22).

### 2024-25 GAME-by-GAME STATISTICS (26-4 • 18-1 Big 12)

Date	Opponent	GS	Min	FG-A	3FG-FA	FT-FTA	OR-DR	Tot	PF	A	TO	Blk	Stl	Pts
11/4/24	JACKSON STATE	DNP – Injury												
11/9/24	vs. #11/11 Auburn	*	8:53	1-1	0-0	2-2	0-1	1	2	0	1	0	0	4
11/13/24	LOUISIANA	*	12:37	3-5	0-0	3-4	2-2	4	1	0	0	3	0	9
11/22/24	rv/– HOFSTRA	*	14:45	2-5	0-0	0-0	2-1	3	0	0	0	1	1	4
11/26/24	vs. #9/9 Alabama	*	12:18	0-1	0-0	2-3	1-1	2	4	0	2	0	2	2
11/27/24	vs. Notre Dame	*	10:37	2-3	0-0	0-0	0-2	2	3	0	0	1	0	4
11/30/24	vs. San Diego State	*	20:04	2-5	0-0	1-3	3-3	6	2	1	0	1	0	5
12/7/24	BUTLER		13:46	1-2	0-0	0-0	1-3	4	3	0	1	1	0	2
12/10/24	TROY		18:43	1-2	0-1	0-1	1-3	4	0	1	2	1	0	2
12/18/24	TOLEDO		12:46	1-2	0-0	1-2	1-4	5	4	0	3	0	0	3
12/21/24	TEXAS A&M-CORPUS CHRISTI		18:31	3-5	0-0	3-4	0-0	0	3	0	2	4	2	9
12/30/24	* at Oklahoma State		19:25	1-4	0-0	0-0	0-5	5	2	0	2	1	0	2
1/4/25	* BYU		19:01	4-6	0-0	1-2	3-2	5	2	0	1	3	1	9
1/6/25	* TCU		16:28	1-3	0-0	2-2	4-1	5	1	1	0	0	0	4
1/11/25	* at Kansas State		14:29	5-9	0-0	1-3	6-3	9	3	0	0	1	1	11
1/15/25	* rv/#25 WEST VIRGINIA		14:50	1-2	0-0	0-0	2-2	4	2	0	0	0	1	2
1/18/25	* at UCF		24:38	5-6	0-0	6-6	7-3	10	2	0	1	1	0	16
1/21/25	* UTAH		16:56	3-4	0-0	0-0	1-1	2	1	1	1	1	2	6
1/25/25	* at #12/11 Kansas		14:26	2-3	0-0	0-1	1-1	2	2	0	0	0	1	4
1/29/25	* at rv/rv West Virginia		11:28	3-3	0-0	0-0	2-3	5	0	0	1	0	1	6
2/1/25	* #22/19 TEXAS TECH		12:38	2-2	0-0	3-4	2-1	3	4	0	1	1	0	7
2/4/25	* OKLAHOMA STATE	DNP – Injury												
2/8/25	* at Colorado		3:47	0-0	0-0	0-0	1-1	2	4	0	0	0	0	0
2/10/25	* rv/rv BAYLOR		12:37	1-1	0-0	2-2	2-1	3	3	1	1	0	1	4
2/15/25	* at #13/13 Arizona		15:08	1-4	0-0	0-0	2-5	7	3	0	2	1	0	2
2/18/25	* at Arizona State		12:28	1-4	0-0	6-6	4-1	5	4	0	1	0	0	8
2/22/25	* #8/8 IOWA STATE		24:07	1-3	0-0	0-1	1-5	6	0	0	1	2	0	2
2/24/25	* at #10/10 Texas Tech		18:54	1-1	0-0	0-0	1-5	6	1	1	2	1	0	2
3/1/25	* CINCINNATI		18:32	2-2	0-0	2-3	3-3	6	1	0	2	0	0	6
3/3/25	* KANSAS	*	15:11	0-0	0-0	0-3	1-2	3	0	0	0	2	1	0
3/8/25	* at Baylor		10:12	2-2	0-0	0-0	1-3	4	3	0	0	0	0	4
3/13/25	vs. (16) Colorado		11:41	1-2	0-0	4-4	1-2	3	4	0	1	0	0	6
3/14/25	vs (17/18 (4) BYU		---	---	---	---	---	---	---	---	---	---	---	---

### CAREER STATISTICS

Year	W-L	GP-GS	MP	FG-FA	Pct	3P-A	Pct	FT-FTA	Pct	Off-Def	Reb – Avg	PF-DQ	Ast	TO	Blk	Stl	Pts – Avg
2021-22	17-1	18-0	73	9-14	.643	0-0	.000	3-9	.333	5-11	16 – 0.9	5-0	0	6	11	1	21 – 1.2
2022-23	32-3	35-1	362	62-87	.713	0-0	.000	26-44	.591	50-72	122 – 3.5	56-0	6	10	39	12	150 – 4.3
2023-24	32-5	37-37	765	93-144	.646	0-0	.000	37-70	.529	83-109	192 – 5.2	99-5	9	29	59	34	223 – 6.0
2024-25	26-4	30-7	450	53-92	.576	0-1	.000	39-56	.696	56-70	126 – 4.2	64-0	6	28	27	14	145 – 4.8
<b>Totals</b>	<b>107-13</b>	<b>120-45</b>	<b>1,650</b>	<b>217-337</b>	<b>.644</b>	<b>0-1</b>	<b>.000</b>	<b>105-179</b>	<b>.587</b>	<b>194-262</b>	<b>456 – 3.8</b>	<b>224-5</b>	<b>21</b>	<b>73</b>	<b>136</b>	<b>61</b>	<b>539 – 4.5</b>

## FRANCIS' 2023-24 GAME-by-GAME (32-5 • 15-3 Big 12)

Opponent	GS	Min	FG-A	3FG-A	FT-A	O-D-T	PF	A	TO	Blk	Stl	Pts
<b>ULM</b>	<b>*</b>	<b>17:44</b>	<b>3-3</b>	<b>0-0</b>	<b>3-4</b>	<b>2-2-4</b>	<b>3</b>	<b>0</b>	<b>1</b>	<b>1</b>	<b>2</b>	<b>9</b>
<b>TEXAS A&amp;M</b>	<b>*</b>	<b>20:14</b>	<b>5-7</b>	<b>0-0</b>	<b>3-4</b>	<b>1-3-4</b>	<b>1</b>	<b>0</b>	<b>0</b>	<b>5</b>	<b>2</b>	<b>13</b>
<b>STETSON</b>	<b>*</b>	<b>18:27</b>	<b>2-4</b>	<b>0-0</b>	<b>2-4</b>	<b>3-4-7</b>	<b>2</b>	<b>0</b>	<b>0</b>	<b>0</b>	<b>2</b>	<b>6</b>
vs. Towson	*	23:29	5-6	0-0	0-0	1-2-3	3	1	1	0	0	10
vs. Utah	*	14:53	0-0	0-0	1-2	1-2-3	3	0	2	1	1	1
vs. Dayton	*	21:15	1-4	0-0	0-0	5-4-9	3	0	0	1	0	2
<b>MONTANA</b>	<b>*</b>	<b>15:11</b>	<b>0-0</b>	<b>0-0</b>	<b>2-4</b>	<b>1-4-5</b>	<b>1</b>	<b>0</b>	<b>1</b>	<b>1</b>	<b>0</b>	<b>2</b>
at Xavier	*	22:54	0-2	0-0	0-3	2-5-7	4	1	3	3	0	0
<b>RICE</b>	<b>*</b>	<b>18:31</b>	<b>4-8</b>	<b>0-0</b>	<b>2-4</b>	<b>2-0-2</b>	<b>1</b>	<b>0</b>	<b>1</b>	<b>1</b>	<b>2</b>	<b>10</b>
<b>JACKSON STATE</b>	<b>*</b>	<b>13:51</b>	<b>1-1</b>	<b>0-0</b>	<b>2-2</b>	<b>1-4-5</b>	<b>2</b>	<b>0</b>	<b>1</b>	<b>0</b>	<b>0</b>	<b>4</b>
vs. rv/rv Texas A&M	*	16:38	2-5	0-0	1-1	2-3-5	4	0	1	3	0	5
<b>TEXAS STATE</b>	<b>*</b>	<b>22:08</b>	<b>5-5</b>	<b>0-0</b>	<b>3-7</b>	<b>2-3-5</b>	<b>2</b>	<b>0</b>	<b>0</b>	<b>2</b>	<b>1</b>	<b>13</b>
<b>PENN</b>	<b>*</b>	<b>19:44</b>	<b>3-8</b>	<b>0-0</b>	<b>0-0</b>	<b>5-4-9</b>	<b>2</b>	<b>0</b>	<b>2</b>	<b>2</b>	<b>1</b>	<b>6</b>
<b>* WEST VIRGINIA</b>	<b>*</b>	<b>17:14</b>	<b>6-8</b>	<b>0-0</b>	<b>1-1</b>	<b>2-3-5</b>	<b>2</b>	<b>0</b>	<b>1</b>	<b>2</b>	<b>0</b>	<b>13</b>
* at rv/rv Iowa State	*	21:23	1-3	0-0	1-2	2-4-6	3	0	0	1	2	3
* at rv/rv TCU	*	21:06	1-1	0-0	0-0	3-3-6	2	0	0	2	0	2
<b>*#25/25 TEXAS TECH</b>	<b>*</b>	<b>24:52</b>	<b>3-7</b>	<b>0-0</b>	<b>0-0</b>	<b>2-4-6</b>	<b>1</b>	<b>0</b>	<b>0</b>	<b>2</b>	<b>1</b>	<b>6</b>
<b>* UCF</b>	<b>*</b>	<b>22:37</b>	<b>4-4</b>	<b>0-0</b>	<b>2-2</b>	<b>3-3-6</b>	<b>2</b>	<b>0</b>	<b>0</b>	<b>3</b>	<b>0</b>	<b>10</b>
* at #21/19 BYU	*	26:53	3-4	0-0	0-0	1-3-4	0	0	1	1	0	6
<b>*rv/rv KANSAS STATE</b>	<b>*</b>	<b>19:47</b>	<b>0-0</b>	<b>0-0</b>	<b>2-4</b>	<b>3-5-8</b>	<b>2</b>	<b>1</b>	<b>0</b>	<b>1</b>	<b>2</b>	<b>2</b>
* at rv/rv Texas	*	25:38	1-2	0-0	2-2	2-6-8	5	1	0	1	0	4
* at #8/9 Kansas	*	3:55	1-1	0-0	0-0	0-0-0	1	0	0	0	0	2
<b>* OKLAHOMA STATE</b>	<b>*</b>	<b>21:06</b>	<b>4-6</b>	<b>0-0</b>	<b>0-0</b>	<b>2-4-6</b>	<b>4</b>	<b>0</b>	<b>0</b>	<b>0</b>	<b>2</b>	<b>8</b>
* at Cincinnati	*	18:05	2-3	0-0	1-2	4-2-6	4	0	0	1	0	5
<b>*rv/- TEXAS</b>	<b>*</b>	<b>24:55</b>	<b>3-6</b>	<b>0-0</b>	<b>1-2</b>	<b>4-2-6</b>	<b>3</b>	<b>0</b>	<b>2</b>	<b>2</b>	<b>1</b>	<b>7</b>
<b>*#6/6 IOWA STATE</b>	<b>*</b>	<b>26:49</b>	<b>2-3</b>	<b>0-0</b>	<b>0-4</b>	<b>2-5-7</b>	<b>2</b>	<b>1</b>	<b>1</b>	<b>1</b>	<b>1</b>	<b>4</b>
* at #11/11 Baylor	*	21:44	4-5	0-0	0-0	1-1-2	4	0	0	2	1	8
<b>* CINCINNATI</b>	<b>*</b>	<b>25:53</b>	<b>3-3</b>	<b>0-0</b>	<b>0-2</b>	<b>2-3-5</b>	<b>3</b>	<b>0</b>	<b>2</b>	<b>3</b>	<b>3</b>	<b>6</b>
* at rv/rv Oklahoma	*	12:16	0-1	0-0	1-2	0-1-1	5	0	0	1	1	1
* at UCF	*	26:39	4-6	0-0	2-2	6-2-8	2	0	2	2	1	10
<b>*#14/15 KANSAS</b>	<b>*</b>	<b>9:58</b>	<b>4-4</b>	<b>0-0</b>	<b>0-0</b>	<b>0-0-0</b>	<b>5</b>	<b>0</b>	<b>0</b>	<b>0</b>	<b>2</b>	<b>8</b>
vs. (8) TCU	*	23:55	2-4	0-0	0-0	3-6-9	2	1	2	2	0	4
vs. #25/23 (4) Texas Tech	*	29:09	5-6	0-0	2-2	4-5-9	3	0	1	3	2	12
vs. #7/8 (2) Iowa State	*	18:59	3-4	0-0	0-0	3-1-4	5	0	1	1	0	6
vs. (16) Longwood	*	23:58	3-3	0-0	2-4	1-3-4	2	2	0	2	3	8
vs. (9) Texas A&M	*	18:52	0-1	0-0	0-0	0-0-0	5	0	1	4	1	0
vs. (4) Duke	*	34:37	3-6	0-0	1-4	5-3-8	1	1	2	2	0	7

## FRANCIS' 2021-22 GAME-BY-GAME (17-1 • 7-1 American)

Opponent	GS	Min	FG-A	3FG-A	FT-A	O-D-T	PF	A	TO	Blk	Stl	Pts
<b>HOFSTRA</b>	<b>DNP</b>	<b>Coach's Decision</b>										
<b>RICE</b>	<b>10:03</b>	<b>0-1</b>	<b>0-0</b>	<b>0-1</b>	<b>1-2-3</b>	<b>0</b>	<b>0</b>	<b>1</b>	<b>1</b>	<b>0</b>	<b>0</b>	<b>0</b>
<b>rv/#25 VIRGINIA</b>	<b>1:24</b>	<b>0-0</b>	<b>0-0</b>	<b>0-0</b>	<b>0-0-0</b>	<b>0</b>	<b>0</b>	<b>0</b>	<b>0</b>	<b>0</b>	<b>0</b>	<b>0</b>
vs. Butler	3:20	0-1	0-0	0-0	0-0-0	0	0	0	0	0	0	0
vs. Wisconsin	DNP	Coach's Decision										
vs. rv/#23 Oregon	5:44	2-2	0-0	0-0	0-1-1	0	0	0	1	0	4	
<b>NORTHWESTERN STATE</b>	<b>10:03</b>	<b>1-1</b>	<b>0-0</b>	<b>0-0</b>	<b>1-3-4</b>	<b>1</b>	<b>0</b>	<b>1</b>	<b>1</b>	<b>0</b>	<b>2</b>	
<b>BRYANT</b>	<b>DNP</b>	<b>Injury</b>										
<b>ALCORN STATE</b>	<b>5:10</b>	<b>1-1</b>	<b>0-0</b>	<b>0-0</b>	<b>1-0-1</b>	<b>0</b>	<b>0</b>	<b>0</b>	<b>1</b>	<b>0</b>	<b>2</b>	
at #9/9 Alabama	DNP	Coach's Decision										
<b>LOUISIANA</b>	<b>DNP</b>	<b>Coach's Decision</b>										
vs. Oklahoma State	DNP	Coach's Decision										
<b>TEXAS STATE</b>	<b>5:58</b>	<b>2-3</b>	<b>0-0</b>	<b>0-1</b>	<b>0-0-0</b>	<b>0</b>	<b>0</b>	<b>1</b>	<b>1</b>	<b>1</b>	<b>4</b>	
<b>* CINCINNATI</b>	<b>Postponed</b>											
* at Temple	DNP	Coach's Decision										
* at South Florida	00:52	0-0	0-0	0-0	0-0-0	0	0	0	0	0	0	0
<b>* WICHITA STATE</b>	<b>DNP</b>	<b>Coach's Decision</b>										
* at Tulsa	DNP	Coach's Decision										
<b>* SOUTH FLORIDA</b>	<b>3:04</b>	<b>1-1</b>	<b>0-0</b>	<b>0-0</b>	<b>0-1-1</b>	<b>0</b>	<b>0</b>	<b>1</b>	<b>1</b>	<b>0</b>	<b>2</b>	
<b>* EAST CAROLINA</b>	<b>10:31</b>	<b>0-1</b>	<b>0-0</b>	<b>2-5</b>	<b>2-0-2</b>	<b>2</b>	<b>0</b>	<b>1</b>	<b>4</b>	<b>0</b>	<b>2</b>	
* at UCF	DNP	Coach's Decision										
<b>* TULANE</b>	<b>DNP</b>	<b>Coach's Decision</b>										
* at Cincinnati	2:11	0-0	0-0	0-0	0-1-1	0	0	0	0	0	0	0
* at SMU	DNP	Coach's Decision										
<b>* MEMPHIS</b>	<b>DNP</b>	<b>Coach's Decision</b>										
<b>* UCF</b>	<b>DNP</b>	<b>Coach's Decision</b>										
* at Wichita State	DNP	Coach's Decision										
* at Tulane	1:02	2-2	0-0	0-0	0-1-1	0	0	0	0	0	4	
<b>*rv/rv SMU</b>	<b>1:40</b>	<b>0-0</b>	<b>0-0</b>	<b>0-0</b>	<b>0-0-0</b>	<b>1</b>	<b>0</b>	<b>1</b>	<b>0</b>	<b>0</b>	<b>0</b>	<b>0</b>
<b>* CINCINNATI</b>	<b>DNP</b>	<b>Coach's Decision</b>										
<b>* TEMPLE</b>	<b>1:53</b>	<b>0-0</b>	<b>0-0</b>	<b>0-0</b>	<b>0-0-0</b>	<b>1</b>	<b>0</b>	<b>0</b>	<b>1</b>	<b>0</b>	<b>0</b>	<b>0</b>
* at Memphis	4:20	0-1	0-0	0-0	0-1-1	0	0	0	0	0	0	0
vs. Cincinnati	0:40	0-0	0-0	0-0	0-1-1	0	0	0	0	0	0	0
vs. Tulane	4:34	0-0	0-0	1-2	0-0-0	0	0	0	0	0	1	
vs. Memphis	DNP	Coach's Decision										
vs. UAB	0:41	0-0	0-0	0-0	0-0-0	0	0	0	0	0	0	0
vs. #19/16 Illinois	DNP	Coach's Decision										
vs. #2/2 Arizona	DNP	Coach's Decision										
vs. #6/5 Villanova	DNP	Coach's Decision										

## FRANCIS' 2022-23 GAME-BY-GAME (32-3 • 17-1 American)

Opponent	GS	Min	FG-A	3FG-A	FT-A	O-D-T	PF	A	TO	Blk	Stl	Pts
<b>NORTHERN COLORADO</b>	<b>15:28</b>	<b>1-4</b>	<b>0-0</b>	<b>0-0</b>	<b>1-2-3</b>	<b>4</b>	<b>0</b>	<b>0</b>	<b>3</b>	<b>0</b>	<b>2</b>	
vs. Saint Joseph's	5:42	0-0	0-0	0-0	0-0-0	1	0	0	3	0	0	
<b>ORAL ROBERTS</b>	<b>16:32</b>	<b>5-7</b>	<b>0-0</b>	<b>1-4</b>	<b>4-7-11</b>	<b>4</b>	<b>0</b>	<b>0</b>	<b>2</b>	<b>2</b>	<b>11</b>	
<b>TEXAS SOUTHERN</b>	<b>15:06</b>	<b>3-5</b>	<b>0-0</b>	<b>1-2</b>	<b>3-3-6</b>	<b>1</b>	<b>0</b>	<b>1</b>	<b>2</b>	<b>0</b>	<b>7</b>	
at rv/rv Oregon	7:17	0-1	0-0	0-0	0-0-0	1	0	0	0	0	0	0
<b>KENT STATE</b>	<b>7:52</b>	<b>1-1</b>	<b>0-0</b>	<b>1-2</b>	<b>3-1-4</b>	<b>1</b>	<b>0</b>	<b>2</b>	<b>0</b>	<b>0</b>	<b>3</b>	
<b>NORFOLK STATE</b>	<b>16:30</b>	<b>5-5</b>	<b>0-0</b>	<b>1-2</b>	<b>4-4-8</b>	<b>0</b>	<b>0</b>	<b>1</b>	<b>3</b>	<b>2</b>	<b>11</b>	
vs. -/rv Saint Mary's (Calif.)	2:16	0-0	0-0	0-0	0-0-0	1	0	0	1	0	0	0
<b>NORTH FLORIDA</b>	<b>19:08</b>	<b>7-9</b>	<b>0-0</b>	<b>0-0</b>	<b>2-2-4</b>	<b>2</b>	<b>0</b>	<b>2</b>	<b>4</b>	<b>1</b>	<b>14</b>	
<b>#8/10 ALABAMA</b>	<b>1:51</b>	<b>1-2</b>	<b>0-0</b>	<b>0-0</b>	<b>0-0-0</b>	<b>2</b>	<b>0</b>	<b>0</b>	<b>0</b>	<b>0</b>	<b>2</b>	
<b>NORTH CAROLINA A&amp;T</b>	<b>27:57</b>	<b>7-10</b>	<b>0-0</b>	<b>3-4</b>	<b>7-8-15</b>	<b>2</b>	<b>0</b>	<b>0</b>	<b>3</b>	<b>0</b>	<b>17</b>	
at #2/2 Virginia	3:38	1-1	0-0	1-1	0-0-0	1	0	0	0	0	3	
<b>MCNEESE</b>	<b>25:25</b>	<b>9-9</b>	<b>0-0</b>	<b>5-10</b>	<b>7-6-13</b>	<b>1</b>	<b>0</b>	<b>0</b>	<b>1</b>	<b>1</b>	<b>23</b>	
* at Tulsa	14:04	1-1	0-0	2-2	1-3-4	2	1	1	4	0	4	
<b>* UCF</b>	<b>19:38</b>	<b>3-5</b>	<b>0-0</b>	<b>3-4</b>	<b>2-5-7</b>	<b>4</b>	<b>1</b>	<b>1</b>	<b>1</b>	<b>2</b>	<b>9</b>	
<b>* SMU</b>	<b>20:48</b>	<b>4-4</b>	<b>0-0</b>	<b>0-0</b>	<b>4-3-7</b>	<b>2</b>	<b>0</b>	<b>1</b>	<b>2</b>	<b>0</b>	<b>8</b>	
* at Cincinnati	10:33	1-2	0-0	0-0	0-1-1	4	1	0	2	0	2	
<b>* SOUTH FLORIDA</b>	<b>21:26</b>	<b>2-4</b>	<b>0-0</b>	<b>2-2</b>	<b>2-4-6</b>	<b>3</b>	<b>0</b>	<b>0</b>	<b>3</b>	<b>3</b>	<b>6</b>	
* at Tulane	9:08	2-2	0-0	0-1	0-3-3	0	0	0	0	0	4	
<b>* TEMPLE</b>	<b>6:07</b>	<b>1-1</b>	<b>0-0</b>	<b>0-0</b>	<b>0-2-2</b>	<b>0</b>	<b>0</b>	<b>0</b>	<b>0</b>	<b>0</b>	<b>2</b>	
* at UCF	8:52	0-1	0-0	0-0	2-1-3	1	0	0	1	0	0	
<b>* CINCINNATI</b>	<b>6:04</b>	<b>1-1</b>	<b>0-0</b>	<b>0-0</b>	<b>0-1-1</b>	<b>0</b>	<b>0</b>	<b>0</b>	<b>0</b>	<b>0</b>	<b>2</b>	
* at Wichita State	7:48	0-0	0-0	0-0	0-1-1	2	0	0	0	0	0	
* at Temple	5:38	0-2	0-0	0-0	2-1-3	0	0	0	2	1	0	
<b>* TULSA</b>	<b>14:46</b>	<b>3-5</b>	<b>0-0</b>	<b>0-0</b>	<b>3-3-6</b>	<b>1</b>	<b>0</b>	<b>1</b>	<b>0</b>	<b>0</b>	<b>6</b>	
* at SMU	6:43	1-1	0-0	1-2	0-1-1	2	0	0	0	0	3	
<b>* MEMPHIS</b>	<b>3:37</b>	<b>1-1</b>	<b>0-0</b>	<b>2-3</b>	<b>0-0-0</b>	<b>0</b>	<b>0</b>	<b>0</b>	<b>1</b>	<b>0</b>	<b>4</b>	
<b>* TULANE</b>	<b>5:25</b>	<b>0-0</b>	<b>0-0</b>	<b>0-0</b>	<b>0-3-3</b>	<b>1</b>	<b>1</b>	<b>0</b>	<b>0</b>	<b>0</b>	<b>0</b>	
* at East Carolina	12:18	1-2	0-0	1-2	2-4-6	3	1	0	0	0	3	
<b>* WICHITA STATE</b>	<b>5:42</b>	<b>0-0</b>	<b>0-0</b>	<b>2-2</b>	<b>1-0-1</b>	<b>2</b>	<b>1</b>	<b>0</b>	<b>0</b>	<b>0</b>	<b>2</b>	
* at Memphis	1:36	0-0	0-0	0-0	0-0-0	2	0	0	1	0	0	
vs. (9) East Carolina	5:36	0-0	0-0	0-0	0-0-0	3	0	0	0	0	0	
vs. (4) Cincinnati	8:32	1-1	0-0	0-1	0-3-3	1	0	0	0	0	2	
vs. (2) Memphis	DNP – Coach's Decision											
vs. (16) Northern Kentucky	DNP – Coach's Decision											
vs. (9) Auburn	1:10	0-0	0-0	0-0	0-0-0	0	0	0	0	0	0	
vs. #16/15 (5) Miami (Fla.)	1:30	0-0	0-0	0-0	0-0-0	1	0	0	0	0	0	





## #0 KORDELIUS JEFFERSON

Guard

6-3 • 200 • r-Freshman-RS (RS '23-24)

Bogue Chitto, Miss.

James Martin HS [Arlington, Texas]

Undeclared Major

  korrdel

### CAREER HIGHS

#### Points

4, vs. Jackson State (11/4/24)

#### Field Goals Made

2, vs. Jackson State (11/4/24)

#### Field Goal Attempts

3, vs. BYU (1/4/25)

3, vs. Jackson State (11/4/24)

#### 3-Point Field Goals Made

1, vs. BYU (1/4/25)

#### 3-Point Field Goal Attempts

3, vs. BYU (1/4/25)

#### Free Throws Made

None

#### Free Throw Attempts

None

#### Rebounds

2, vs. Jackson State (11/4/24)

#### Offensive Rebounds

None

#### Defensive Rebounds

2, vs. Jackson State (11/4/24)

#### Assists

None

#### Steals

1, vs. Utah (1/22/25)

#### Blocked Shots

1, vs. Hofstra (11/22/24)

#### Minutes Played

7:55, vs. Utah (1/22/25)

### REDSHIRT FRESHMAN (2024-25)

Scored three points with two assists and two rebounds in charity exhibition win vs. #13/15 Texas A&M (10/27)... Made his collegiate regular-season debut in home win vs. Jackson State... Finished with four points and two rebounds against the Tigers (11/4).

### 2024-25 GAME-BY-GAME STATISTICS (13-0 • 5-0 Big 12)

Date	Opponent	GS	Min	FG-A	3FG-FGA	FT-FTA	OR-DR	Tot	PF	A	TO	Blk	Stl	Pts
11/4/24	JACKSON STATE		5:37	2-3	0-1	0-0	0-2	2	2	0	0	0	0	4
11/9/24	vs. #11/11 Auburn	DNP – Coach's Decision												
11/13/24	LOUISIANA		7:26	0-2	0-1	0-0	0-0	0	0	0	0	0	0	0
11/22/24	rv/- HOFSTRA		3:25	0-1	0-1	0-0	0-0	0	0	0	1	1	0	0
11/26/24	vs. #9/9 Alabama	DNP – Coach's Decision												
11/27/24	vs. Notre Dame	DNP – Coach's Decision												
11/30/24	vs. San Diego State	DNP – Coach's Decision												
12/7/24	BUTLER		1:43	1-1	0-0	0-0	0-0	0	0	0	0	0	0	2
12/10/24	TROY		2:20	0-1	0-1	0-0	0-0	2	0	0	0	0	0	0
12/18/24	TOLEDO		3:38	0-0	0-0	0-0	0-0	0	0	0	0	0	0	0
12/21/24	TEXAS A&M-CORPUS CHRISTI		6:21	0-1	0-1	0-0	0-0	0	1	0	0	0	0	0
12/30/24	* at Oklahoma State		1:16	0-0	0-0	0-0	0-0	0	0	0	0	0	0	0
1/4/25	* BYU		4:12	1-3	1-3	0-0	0-0	0	0	0	1	0	0	3
1/6/25	* TCU	DNP – Illness												
1/11/25	* at Kansas State		3:16	1-1	0-0	0-0	0-0	0	1	0	1	0	0	2
1/15/25	* rv/#25 WEST VIRGINIA	DNP – Coach's Decision												
1/18/25	* at UCF	DNP – Coach's Decision												
1/21/25	* UTAH		7:55	0-2	0-2	0-0	0-0	0	1	0	0	0	1	0
1/25/25	* at #12/11 Kansas	DNP – Coach's Decision												
1/29/25	* at rv/rv West Virginia	DNP – Coach's Decision												
2/1/25	* #22/19 TEXAS TECH	DNP – Coach's Decision												
2/4/25	* OKLAHOMA STATE	DNP – Coach's Decision												
2/8/25	* at Colorado	DNP – Coach's Decision												
2/10/25	* rv/rv BAYLOR	DNP – Coach's Decision												
2/15/25	* at #13/13 Arizona	DNP – Coach's Decision												
2/18/25	* at Arizona State		0:42	0-0	0-0	0-0	0-0	0	0	0	0	0	0	0
2/22/25	* #8/8 IOWA STATE	DNP – Coach's Decision												
2/24/25	* at #10/10 Texas Tech	DNP – Coach's Decision												
3/1/25	* CINCINNATI	DNP – Coach's Decision												
3/3/25	* KANSAS	DNP – Coach's Decision												
3/8/25	* at Baylor	DNP – Coach's Decision												
3/13/25	vs. (16) Colorado		0:59	0-0	0-0	0-0	0-0	0	0	0	0	0	0	0

### CAREER STATISTICS

Year	W-L	GP-GS	MP	FG-FGA	Pct	3P-A	Pct	FT-FTA	Pct	Off-Def	Reb – Avg	PF-DQ	Ast	TO	Blk	Stl	Pts – Avg
2023-24	0-0																
2024-25	13-0	12-0	48	5-15	.333	1-10	.100	0-0	.000	0-2	2 – 0.2	7-0	0	3	1	1	11 – 0.8
Totals	13-0	12-0	48	5-15	.333	1-10	.100	0-0	.000	0-2	2 – 0.2	7-0	0	3	1	1	11 – 0.8



## #2 CEDRIC LATH

Center

6-9 • 260 • r-Sophomore-1L (RS' 22-23)

Abidjan, Ivory Coast (Balboa School [San Diego])

Undeclared Major

 ced\_lath  AguyCedric

(12/18)... Snared two rebounds in road win at Kansas State (1/11)...  
Posted five rebounds, including four offensive boards, and blocked two shots in home win over Utah (1/22).

### CAREER HIGHS

#### Points

4, vs. Jackson State (11/4/24)

#### Field Goals Made

2, vs. Jackson State (11/4/24)

#### Field Goal Attempts

3, vs. Hofstra (11/22/24)  
3, vs. Louisiana (11/13/24)  
3, vs. Jackson State (11/4/24)

#### 3-Point Field Goals Made

None

#### 3-Point Field Goal Attempts

None

#### Free Throws Made

1, vs. Utah (1/22/25)  
1, vs. Texas A&M-Corpus Christi (12/21/24)  
1, vs. Penn (12/30/23)

#### Free Throw Attempts

4, vs. Utah (1/22/25)

#### Rebounds

6, vs. #7/8 (2) Iowa State (3/16/24)

#### Offensive Rebounds

4, vs. Utah (1/22/25)

#### Defensive Rebounds

3, vs. #7/8 (2) Iowa State (3/16/24)

#### Assists

1, vs. Louisiana (11/13/24)

#### Steals

1, vs. Jackson State (11/4/24)  
1, vs. #14/15 Kansas (3/9/24)

#### Blocked Shots

3, vs. (16) Longwood (3/24/24)

#### Minutes Played

21:01, vs. #7/8 (2) Iowa State (3/16/24)

### REDSHIRT SOPHOMORE (2024-25)

Blocked a shot in charity exhibition win vs. #13/15 Texas A&M (10/27)...  
Finished with four points on 2-of-3 shooting and added three offensive rebounds with a steal in season-opening win over Jackson State inside Fertitta Center (11/4)... Grabbed five rebounds, including three offensive, and scored two points with an assist in home win over Louisiana (11/13)...  
Scored two points and blocked a shot in home win over Hofstra (11/22)...  
Grabbed a team-high three offensive rebounds in home win over Toledo

### 2024-25 GAME-by-GAME STATISTICS (16-1 • 8-0 Big 12)

Date	Opponent	GS	Min	FG-A	3FG-FGA	FT-FTA	OR-DR	Tot	PF	A	TO	Blk	Stl	Pts
11/4/24	JACKSON STATE		16:12	2-3	0-0	0-0	3-0	3	2	0	0	0	0	4
11/9/24	vs. #11/11 Auburn	DNP	Coach's Decision											
11/13/24	LOUISIANA		10:10	1-3	0-0	0-1	3-2	5	1	1	0	0	0	2
11/22/24	rv/- HOFSTRA		8:27	1-3	0-0	0-0	0-0	0	0	0	0	1	0	2
11/26/24	vs. #9/9 Alabama	DNP	Coach's Decision											
11/27/24	vs. Notre Dame		2:47	0-0	0-0	0-0	0-0	0	1	0	0	0	0	0
11/30/24	vs. San Diego State		0:01	0-0	0-0	0-0	0-0	0	0	0	0	0	0	0
12/7/24	BUTLER		1:43	0-0	0-0	0-0	0-0	0	0	0	0	0	0	0
12/10/24	TROY		2:20	0-0	0-0	0-0	0-0	0	0	0	0	0	0	0
12/18/24	TOLEDO		9:10	1-1	0-0	0-2	3-0	3	4	0	0	0	0	2
12/21/24	TEXAS A&M-CORPUS CHRISTI		12:12	0-0	0-0	1-2	1-1	2	1	0	0	0	0	1
12/30/24	* at Oklahoma State		1:16	0-0	0-0	0-0	0-0	0	1	0	0	0	0	0
1/4/25	* BYU		4:12	0-0	0-0	0-0	0-0	0	2	0	0	1	0	0
1/6/25	* TCU		1:32	0-0	0-0	0-0	0-0	0	0	0	0	0	0	0
1/11/25	* at Kansas State		3:16	0-0	0-0	0-0	1-1	2	1	0	0	0	0	0
1/15/25	* rv/#25 WEST VIRGINIA	DNP	Coach's Decision											
1/18/25	* at UCF	DNP	Coach's Decision											
1/21/25	* UTAH		13:45	0-0	0-0	1-4	4-1	5	2	0	1	2	0	1
1/25/25	* at #12/11 Kansas	DNP	Coach's Decision											
1/29/25	* at rv/rv West Virginia	DNP	Coach's Decision											
2/1/25	* #22/19 TEXAS TECH	DNP	Coach's Decision											
2/4/25	* OKLAHOMA STATE		8:06	0-0	0-0	0-0	1-0	1	2	0	0	0	0	0
2/8/25	* at Colorado		4:52	0-0	0-0	0-0	0-1	1	0	0	0	0	0	0
2/10/25	* rv/rv BAYLOR	DNP	Coach's Decision											
2/15/25	* at #13/13 Arizona	DNP	Coach's Decision											
2/18/25	* at Arizona State		2:30	0-0	0-0	0-0	0-0	0	1	0	0	0	0	0
2/22/25	* #8/8 IOWA STATE	DNP	Coach's Decision											
2/24/25	* at #10/10 Texas Tech	DNP	Coach's Decision											
3/1/25	* CINCINNATI	DNP	Coach's Decision											
3/3/25	* KANSAS	DNP	Coach's Decision											
3/8/25	* at Baylor	DNP	Coach's Decision											
3/13/25	vs. (16) Colorado	DNP	Coach's Decision											
3/14/25	vs. #17/18 (4) BYU	DNP	Coach's Decision											

### CAREER STATISTICS

Year	W-L	GP-GS	MP	FG-FGA	Pct	3P-A	Pct	FT-FTA	Pct	Off-Def	Reb - Avg	PF-DQ	Ast	TO	Blk	Stl	Pts - Avg
2022-23	0-0																
2023-24	23-2	25-0	139	2-7	.286	0-0	.000	1-5	.200	13-7	20 - 0.8	22-0	0	5	8	1	5 - 0.2
2024-25	17-1	17-0	103	5-10	.500	0-0	.000	2-9	.222	16-6	22 - 1.3	18-0	1	2	5	1	12 - 0.7
Totals	39-3	42-0	242	7-17	.412	0-0	.000	3-14	.214	29-13	42 - 1.0	40-0	1	7	13	2	17 - 0.4



**LATH's 2022-23 GAME-BY-GAME (23-2 • 9-0 Big 12)**

Opponent	Date	GS	Min	FG-A	3FG-A	FT-A	Off-Def	Tot	PF	A	TO	Blk	Stl	Pts
<b>ULM</b>	<b>11/6/23</b>		<b>2:58</b>	<b>0-0</b>	<b>0-0</b>	<b>0-0</b>	<b>0-0</b>	<b>0</b>	<b>1</b>	<b>0</b>	<b>0</b>	<b>0</b>	<b>0</b>	<b>0</b>
<b>TEXAS A&amp;M-CORPUS CHRISTI</b>	<b>11/11/23</b>		<b>2:47</b>	<b>0-1</b>	<b>0-0</b>	<b>0-0</b>	<b>1-0</b>	<b>1</b>	<b>0</b>	<b>0</b>	<b>1</b>	<b>0</b>	<b>0</b>	<b>0</b>
<b>STETSON</b>	<b>11/13/23</b>		<b>2:19</b>	<b>0-0</b>	<b>0-0</b>	<b>0-0</b>	<b>0-0</b>	<b>0</b>	<b>0</b>	<b>0</b>	<b>0</b>	<b>0</b>	<b>0</b>	<b>0</b>
vs. Towson	11/16/23		1:37	0-0	0-0	0-0	0-0	0	0	0	0	0	0	0
vs. Utah	11/17/23	DNP – Coach's Decision												
vs. Dayton	11/19/23		1:38	0-0	0-0	0-0	0-0	0	0	0	0	0	0	0
<b>MONTANA</b>	<b>11/24/23</b>		<b>2:47</b>	<b>0-0</b>	<b>0-0</b>	<b>0-0</b>	<b>1-0</b>	<b>1</b>	<b>0</b>	<b>0</b>	<b>0</b>	<b>0</b>	<b>0</b>	<b>0</b>
at Xavier	12/1/23	DNP – Coach's Decision												
<b>RICE</b>	<b>12/6/23</b>		<b>4:43</b>	<b>0-1</b>	<b>0-0</b>	<b>0-0</b>	<b>2-0</b>	<b>2</b>	<b>4</b>	<b>0</b>	<b>1</b>	<b>0</b>	<b>0</b>	<b>0</b>
<b>JACKSON STATE</b>	<b>12/9/23</b>		<b>3:08</b>	<b>0-1</b>	<b>0-0</b>	<b>0-0</b>	<b>0-0</b>	<b>0</b>	<b>1</b>	<b>0</b>	<b>0</b>	<b>0</b>	<b>0</b>	<b>0</b>
vs. rv/rv Texas A&M	12/16/23	DNP – Coach's Decision												
<b>TEXAS STATE</b>	<b>12/21/23</b>		<b>2:52</b>	<b>0-0</b>	<b>0-0</b>	<b>0-0</b>	<b>0-0</b>	<b>0</b>	<b>0</b>	<b>0</b>	<b>0</b>	<b>1</b>	<b>0</b>	<b>0</b>
<b>PENN</b>	<b>12/30/23</b>		<b>3:52</b>	<b>0-0</b>	<b>0-0</b>	<b>1-2</b>	<b>1-0</b>	<b>1</b>	<b>0</b>	<b>0</b>	<b>0</b>	<b>0</b>	<b>0</b>	<b>1</b>
<b>* WEST VIRGINIA</b>	<b>1/6/24</b>		<b>2:34</b>	<b>0-0</b>	<b>0-0</b>	<b>0-0</b>	<b>0-0</b>	<b>0</b>	<b>1</b>	<b>0</b>	<b>0</b>	<b>0</b>	<b>0</b>	<b>0</b>
* at rv/rv Iowa State	1/9/24	DNP – Coach's Decision												
* at rv/rv TCU	1/13/24	DNP – Coach's Decision												
<b>* #25/25 TEXAS TECH</b>	<b>1/17/24</b>		<b>1:16</b>	<b>1-1</b>	<b>0-0</b>	<b>0-0</b>	<b>1-0</b>	<b>1</b>	<b>0</b>	<b>0</b>	<b>0</b>	<b>0</b>	<b>0</b>	<b>0</b>
<b>* UCF</b>	<b>1/20/24</b>		<b>2:41</b>	<b>0-0</b>	<b>0-0</b>	<b>0-0</b>	<b>0-0</b>	<b>0</b>	<b>1</b>	<b>0</b>	<b>0</b>	<b>0</b>	<b>0</b>	<b>0</b>
* at #21/19 BYU	1/23/24	DNP – Coach's Decision												
<b>* rv/rv KANSAS STATE</b>	<b>1/27/24</b>		<b>2:28</b>	<b>0-0</b>	<b>0-0</b>	<b>0-0</b>	<b>0-0</b>	<b>0</b>	<b>1</b>	<b>0</b>	<b>0</b>	<b>0</b>	<b>0</b>	<b>0</b>
* at rv/rv Texas	1/29/24	DNP – Coach's Decision												
* at #8/9 Kansas	2/3/24	DNP – Coach's Decision												
<b>* OKLAHOMA STATE</b>	<b>2/6/24</b>		<b>4:21</b>	<b>0-0</b>	<b>0-0</b>	<b>0-0</b>	<b>1-0</b>	<b>1</b>	<b>1</b>	<b>0</b>	<b>1</b>	<b>0</b>	<b>0</b>	<b>0</b>
* at Cincinnati	2/10/24	DNP – Coach's Decision												
<b>* rv/- TEXAS</b>	<b>2/17/24</b>		<b>1:34</b>	<b>0-0</b>	<b>0-0</b>	<b>0-0</b>	<b>0-0</b>	<b>0</b>	<b>0</b>	<b>0</b>	<b>0</b>	<b>0</b>	<b>0</b>	<b>0</b>
<b>* #6/6 IOWA STATE</b>	<b>2/19/24</b>	DNP – Coach's Decision												
* at #11/11 Baylor	2/24/24	DNP – Coach's Decision												
<b>* CINCINNATI</b>	<b>2/27/24</b>	DNP – Coach's Decision												
* at rv/rv Oklahoma	3/2/24		10:14	0-0	0-0	0-0	0-2	2	0	0	0	1	0	0
* at UCF	3/6/24		4:02	0-0	0-0	0-0	0-0	0	0	0	0	0	0	0
<b>* #14/15 KANSAS</b>	<b>3/9/24</b>		<b>17:57</b>	<b>0-0</b>	<b>0-0</b>	<b>0-0</b>	<b>1-0</b>	<b>1</b>	<b>3</b>	<b>0</b>	<b>1</b>	<b>1</b>	<b>1</b>	<b>0</b>
vs. (8) TCU	3/14/24		8:56	0-1	0-0	0-0	1-1	2	2	0	0	1	0	0
vs. #25/23 (4) Texas Tech	3/15/24		7:26	1-1	0-0	0-1	0-0	0	3	0	0	1	0	2
vs. #7/8 (2) Iowa State	3/16/24		21:01	0-1	0-0	0-0	3-3	6	0	0	0	0	0	0
vs. (16) Longwood	3/22/24		16:02	0-0	0-0	0-2	1-0	1	0	0	1	3	0	0
vs. (9) Texas A&M	3/24/24		8:07	0-0	0-0	0-0	0-1	1	1	0	0	0	0	0
vs. #13/14 (4) Duke	3/29/24		1:56	0-0	0-0	0-0	0-0	2	0	0	0	0	0	0



## #24 CHASE McCARTY

Forward

6-6 • 220 • Freshman-HS

Huntsville, Ala. (IMG Academy [Fla.])

Undeclared Major

chase\_mccarty Chasemccarty21

### CAREER HIGHS

**Points**

None

**Field Goals Made**

None

**Field Goal Attempts**

None

**3-Point Field Goals Made**

None

**3-Point Field Goal Attempts**

None

**Free Throws Made**

None

**Free Throw Attempts**

None

**Rebounds**

None

**Offensive Rebounds**

None

**Defensive Rebounds**

None

**Assists**

None

**Steals**

None

**Blocked Shots**

None

**Minutes Played**

None

**FRESHMAN (2024-25)**

Grabbed a rebound and added a steal in charity exhibition win vs. #13/15 Texas A&M (10/27)... Is expected to sit out as a redshirt this season.

### 2024-25 GAME-by-GAME STATISTICS (0-0 • 0-0 Big 12)

Date	Opponent	GS	Min	FG-A	3FG-FGA	FT-FTA	OR-DR	Tot	PF	A	TO	Blk	Stl	Pts
11/4/24	JACKSON STATE	DNP – Coach's Decision												
11/9/24	vs. #11/11 Auburn	DNP – Coach's Decision												
11/13/24	LOUISIANA	DNP – Coach's Decision												
11/22/24	rv/– HOFSTRA	DNP – Coach's Decision												
11/26/24	vs. #9/9 Alabama	DNP – Coach's Decision												
11/27/24	vs. Notre Dame	DNP – Coach's Decision												
11/30/24	vs. San Diego State	DNP – Coach's Decision												
12/7/24	BUTLER	DNP – Coach's Decision												
12/10/24	TROY	DNP – Coach's Decision												
12/18/24	TOLEDO	DNP – Coach's Decision												
12/21/24	TEXAS A&M-CORPUS CHRISTI	DNP – Coach's Decision												
12/30/24	* at Oklahoma State	DNP – Coach's Decision												
1/4/25	* BYU	DNP – Coach's Decision												
1/6/25	* TCU	DNP – Coach's Decision												
1/11/25	* at Kansas State	DNP – Coach's Decision												
1/15/25	* rv/#25 WEST VIRGINIA	DNP – Coach's Decision												
1/18/25	* at UCF	DNP – Coach's Decision												
1/21/25	* UTAH	DNP – Coach's Decision												
1/25/25	* at #12/11 Kansas	DNP – Coach's Decision												
1/29/25	* at rv/rv West Virginia	DNP – Coach's Decision												
2/1/25	* #22/19 TEXAS TECH	DNP – Coach's Decision												
2/4/25	* OKLAHOMA STATE	DNP – Coach's Decision												
2/8/25	* at Colorado	DNP – Coach's Decision												
2/10/25	* rv/rv BAYLOR	DNP – Coach's Decision												
2/15/25	* at #13/13 Arizona	DNP – Coach's Decision												
2/18/25	* at Arizona State	DNP – Coach's Decision												
2/22/25	* #8/8 IOWA STATE	DNP – Coach's Decision												
2/24/25	* at #10/10 Texas Tech	DNP – Coach's Decision												
3/1/25	* CINCINNATI	DNP – Coach's Decision												
3/3/25	* KANSAS	DNP – Coach's Decision												
3/8/25	* at Baylor	DNP – Coach's Decision												
3/13/25	vs. (16) Colorado	DNP – Coach's Decision												
3/14/25	vs. #17/18 (4) BYU													

### CAREER STATISTICS

Year	W-L	GP-GS	MP	FG-FGA	Pct	3P-A	Pct	FT-FTA	Pct	Off-Def	Reb – Avg	PF-DQ	Ast	TO	Blk	Stl	Pts – Avg
2024-25	0-0																
Totals	0-0	0-0	0	0-0	.000	0-0	.000	0-0	.000	0-0	0 – 0.0	0-0	0	0	0	0	0 – 0.0





# #12 JACOB McFARLAND

Center

6-11 • 215 • r-Freshman-RS (RS' 23-24)

Moreno Valley, Calif. (Rancho Verde HS)

Undeclared Major

📷📧 jacobmcfar1and

## CAREER HIGHS

Points

None

Field Goals Made

None

Field Goal Attempts

None

3-Point Field Goals Made

None

3-Point Field Goal Attempts

None

Free Throws Made

None

Free Throw Attempts

None

Rebounds

None

Offensive Rebounds

None

Defensive Rebounds

None

Assists

None

Steals

None

Blocked Shots

None

Minutes Played

None

## REDSHIRT FRESHMAN (2024-25)

Grabbed a rebound and added a steal in charity exhibition win vs. #13/15 Texas A&M (10/27)... Suffered a broken leg in practice in late October.

## 2024-25 GAME-by-GAME STATISTICS (0-0 • 0-0 Big 12)

Date	Opponent	GS	Min	FG-A	3FG-FGA	FT-FTA	OR-DR	Tot	PF	A	TO	Blk	Stl	Pts
11/4/24	JACKSON STATE	DNP – Injury												
11/9/24	vs. #11/11 Auburn	DNP – Injury												
11/13/24	LOUISIANA	DNP – Injury												
11/22/24	rv/– HOFSTRA	DNP – Injury												
11/26/24	vs. #9/9 Alabama	DNP – Injury												
11/27/24	vs. Notre Dame	DNP – Injury												
11/30/24	vs. San Diego State	DNP – Injury												
12/7/24	BUTLER	DNP – Injury												
12/10/24	TROY	DNP – Injury												
12/18/24	TOLEDO	DNP – Injury												
12/21/24	TEXAS A&M-CORPUS CHRISTI	DNP – Injury												
12/30/24	* at Oklahoma State	DNP – Injury												
1/4/25	* BYU	DNP – Injury												
1/6/25	* TCU	DNP – Injury												
1/11/25	* at Kansas State	DNP – Injury												
1/15/25	* rv/#25 WEST VIRGINIA	DNP – Injury												
1/18/25	* at UCF	DNP – Injury												
1/21/25	* UTAH	DNP – Injury												
1/25/25	* at #12/11 Kansas	DNP – Injury												
1/29/25	* at rv/rv West Virginia	DNP – Injury												
2/1/25	* #22/19 TEXAS TECH	DNP – Injury												
2/4/25	* OKLAHOMA STATE	DNP – Injury												
2/8/25	* at Colorado	DNP – Injury												
2/10/25	* rv/rv BAYLOR	DNP – Injury												
2/15/25	* at #13/13 Arizona	DNP – Injury												
2/18/25	* at Arizona State	DNP – Injury												
2/22/25	* #8/8 IOWA STATE	DNP – Injury												
2/24/25	* at #10/10 Texas Tech	DNP – Injury												
3/1/25	* CINCINNATI	DNP – Injury												
3/3/25	* KANSAS	DNP – Injury												
3/8/25	* at Baylor	DNP – Injury												
3/13/25	vs. (16) Colorado	DNP – Injury												
3/14/25	vs. #17/18 (4) BYU	---	---	---	---	---	---	---	---	---	---	---	---	---

## CAREER STATISTICS

Year	W-L	GP-GS	MP	FG-FGA	Pct	3P-A	Pct	FT-FTA	Pct	Off-Def	Reb – Avg	PF-DQ	Ast	TO	Blk	Stl	Pts – Avg
2023-24	0-0																
2024-25	0-0																
Totals	0-0	0-0	0	0-0	.000	0-0	.000	0-0	.000	0-0	0–0.0	0-0	0	0	0	0	0–0.0



#25 MERCY MILLER

Guard

6-4 • 200 • Freshman-HS

Sherman Oaks, Calif. (Notre Dame HS)

Integrated Studies

 mercymiller  mercymiller25

CAREER HIGHS

Points

12, vs. Louisiana (11/13/24)

Field Goals Made

4, vs. Louisiana (11/13/24)

Field Goal Attempts

9, vs. Louisiana (11/13/24)

3-Point Field Goals Made

1, done five times; Most recently  
vs. Texas A&M-Corpus Christi (12/21/24)

3-Point Field Goal Attempts

5, vs. Texas A&M-Corpus Christi (12/21/24)

Free Throws Made

7, vs. Utah (1/22/25)

Free Throw Attempts

8, vs. Utah (1/22/25)

Rebounds

9, vs. Hofstra (11/22/24)

Offensive Rebounds

2, vs. Utah (1/22/25)

Defensive Rebounds

8, vs. Hofstra (11/22/24)

Assists

2, vs. Hofstra (11/22/24)  
2, vs. Louisiana (11/13/24)

Steals

4, vs. Louisiana (11/13/24)

Blocked Shots

1, vs. BYU (1/4/25)

Minutes Played

21:00, vs. Louisiana (11/13/24)

reobunds, an assist and steal against the Tigers (11/4)... Posted 12 points with a game-high four steals and added two assists in home win over Louisiana (11/13)... Scored four points and led all players with nine rebounds, including eight defensive boards, in home win over Hofstra... Added a pair of assists against the Pride (11/22)... Grabbed five rebounds and scored four points in home win over Texas A&M-Corpus Christi (12/21). **Phillips 66 Big 12 Championship:** Scored two points and grabbed three rebounds with a blocked shot in Quarterfinal win over (16) Colorado.

2024-25 GAME-by-GAME STATISTICS (17-1 • 9-0 Big 12)

Date	Opponent	GS	Min	FG-A	3FG-FGA	FT-FTA	OR-DR	Tot	PF	A	TO	Blk	Stl	Pts
11/4/24	JACKSON STATE		14:03	3-6	1-2	0-0	1-1	2	0	1	1	0	1	7
11/9/24	vs. #11/11 Auburn	DNP – Coach's Decision												
11/13/24	LOUISIANA		21:00	4-9	1-4	3-4	0-0	0	3	2	1	0	4	12
11/22/24	rv/- HOFSTRA		22:45	2-8	0-3	0-2	1-8	9	2	2	0	0	0	4
11/26/24	vs. #9/9 Alabama		8:25	1-1	0-0	2-2	0-0	0	2	0	0	0	0	4
11/27/24	vs. Notre Dame	DNP – Coach's Decision												
11/30/24	vs. San Diego State	DNP – Coach's Decision												
12/7/24	BUTLER		5:20	2-4	0-0	0-0	1-2	3	0	0	0	0	0	4
12/10/24	TROY		6:13	1-2	1-2	0-0	0-2	2	1	0	1	0	0	3
12/18/24	TOLEDO		12:56	2-6	1-2	0-0	1-3	4	2	0	1	0	1	5
12/21/24	TEXAS A&M-CORPUS CHRISTI		17:37	1-6	1-5	1-2	1-4	5	2	1	1	0	0	4
12/30/24	* at Oklahoma State		1:16	0-1	0-0	0-0	0-0	0	0	0	0	0	0	0
1/4/25	* BYU		10:42	0-2	0-1	2-2	1-1	2	2	1	1	1	0	2
1/6/25	* TCU		3:26	0-1	0-0	2-2	0-0	0	0	0	0	1	0	2
1/11/25	* at Kansas State		3:37	0-1	0-1	2-2	0-1	1	2	0	1	0	0	2
1/15/25	* rv/#25 WEST VIRGINIA	DNP – Coach's Decision												
1/18/25	* at UCF	DNP – Coach's Decision												
1/21/25	* UTAH		18:12	0-5	0-3	7-8	2-1	3	0	0	0	0	0	7
1/25/25	* at #12/11 Kansas	DNP – Coach's Decision												
1/29/25	* at rv/rv West Virginia	DNP – Coach's Decision												
2/1/25	* #22/19 TEXAS TECH	DNP – Coach's Decision												
2/4/25	* OKLAHOMA STATE		2:55	0-1	0-0	0-0	0-0	0	0	0	0	0	0	0
2/8/25	* at Colorado		5:02	0-1	0-1	0-0	0-0	0	0	0	0	0	0	0
2/10/25	* rv/rv BAYLOR		3:27	0-0	0-0	0-0	0-1	1	1	0	0	0	0	0
2/15/25	* at #13/13 Arizona	DNP – Coach's Decision												
2/18/25	* at Arizona State		2:30	0-1	0-0	0-0	0-0	0	0	0	0	0	0	0
2/22/25	* #8/8 IOWA STATE	DNP – Coach's Decision												
2/24/25	* at #10/10 Texas Tech	DNP – Coach's Decision												
3/1/25	* CINCINNATI	DNP – Coach's Decision												
3/3/25	* KANSAS	DNP – Coach's Decision												
3/8/25	* at Baylor	DNP – Coach's Decision												
3/13/25	vs. (16) Colorado		8:58	0-0	0-0	2-6	0-3	3	1	0	0	1	0	2
3/14/25	vs. #17/18 (4) BYU		---	---	---	---	---	---	---	---	---	---	---	---

CAREER STATISTICS

Year	W-L	GP-GS	MP	FG-FGA	Pct	3P-A	Pct	FT-FTA	Pct	Off-Def	Reb – Avg	PF-DQ	Ast	TO	Blk	Stl	Pts – Avg
2024-25	17-1	18-0	168	16-55	.291	5-24	.208	21-30	.700	8-27	35 – 1.9	18-0	7	8	2	6	58 – 3.2
Totals	17-1	18-0	168	16-55	.291	5-24	.208	21-30	.700	8-27	35 – 1.9	18-0	7	8	2	6	58 – 3.2



## #13 J'WAN ROBERTS

Forward

6-8 • 235 • r-Graduate-4L (RS '19-20)

St. Thomas, U.S. Virgin Islands

(Shoemaker HS [Killeen, Texas])

'23 UH graduate in Health Promotions

Post-baccalaureate work in Human Development Family Sciences in '24-25

 jwann\_13  JwanRoberts13

### CAREER HIGHS

#### Points

26, vs. Tulane (2/22/23)

#### Field Goals Made

10, done six times; Most recently at #12/11 Kansas (1/25/25)

#### Field Goal Attempts

21, at #12/11 Kansas (1/25/25)

#### 3-Point Field Goals Made

None

#### 3-Point Field Goal Attempts

2, vs. Wisconsin (11/23/21)

#### Free Throws Made

10, at #10/10 Texas Tech (2/24/25)

#### Free Throw Attempts

12, at #10/10 Texas Tech (2/24/25)

#### Rebounds

20, vs. Memphis (3/12/23)

#### Offensive Rebounds

10, vs. Memphis (3/12/23)

#### Defensive Rebounds

10, vs. Towson (11/16/23)

10, vs. Memphis (3/12/23)

#### Assists

7, vs. rv/rv Texas A&M (12/16/23)

#### Steals

6, at #11/11 Baylor (2/24/24)

#### Blocked Shots

5, vs. Auburn (3/18/23)

5, vs. #8/10 Alabama (12/10/22)

#### Minutes Played

46:28, at #12/11 Kansas (1/25/25)

### HONORS

• 2024-25 All-Big 12 Conference First Team

• 2024-25 Big 12 Conference All-Defensive Team

### GRADUATE (2024-25)

Became 52nd Cougar in school history to score 1,000+ points during his career... Winning student-athlete in program history with 143 victories during his Houston career... Set record in Cougars' win over Butler during Big 12-Big East Challenge in Fertitta Center... Scored 10 points with eight rebounds, including five offensive boards, in charity exhibition win vs. #13/15 Texas A&M... Added three assists with four blocks and a steal with no turnovers against the Aggies (10/27)... Posted 14 points on 6-of-8 shooting and grabbed six rebounds with three steals in season-opening win over Jackson State inside Fertitta Center (11/4)... Finished with 12 points and tied for team lead with seven rebounds against #11/11 Auburn in Mattress Firm Battleground 2k24 inside Toyota Center (11/9)... Posted 11 points on 3-of-3 shooting from field and 5-of-5 from the free throw line and led all players with six rebounds in home win over Louisiana (11/13)... Finished with 11 points against #9/9 Alabama during first day of Players Era Festival inside MGM Grand Garden Arena in Las Vegas (11/26)... Tied as winningest-student-athlete in program history after posting nine points with eight rebounds and two assists in win over Notre Dame during second day of Players Era Festival (11/27)... Led all players with 12 rebounds, including seven offensive boards, against San Diego

State during Players Era Festival (11/30)... Topped all players with 12 rebounds, including four offensive boards, and blocked two shots against Butler during Big 12-Big East Challenge (12/7)... Posted six points with a game-high nine rebounds and added four assists with two turnovers, two blocked shots and no turnovers in home win over Troy (12/10)... Led all players with 20 points on 9-of-13 shooting and 11 rebounds in road win at Oklahoma State... Was his and Houston's first double-double of season (12/30)... Posted 12 points with four rebounds, three assists, two blocks and a steal in home win over TCU (1/6)... Finished with 10 points, six rebounds and three assists in road win at Kansas State... Reached 1,000 points in his career with jumper in lane from Mylik Wilson with 11:36 left in game (1/11)... Recorded game-high 22 points on 10-of-13 shooting and grabbed three rebounds in home win over rv/#25 West Virginia (1/15)... Banked game-winning layup with 1.1 seconds remaining to lift Houston to 69-68 road win at UCF... Finished with nine rebounds including six offensive boards, with an assist against the Knights (1/18)... Posted 11 points on 5-of-9 shooting and grabbed four rebounds with an assist, three steals and two blocked shots in home win over Utah (1/22)... Led all players with 24 points and tied for team-high honors with nine rebounds in road win at #12/11 Kansas... Also dished out five assists against the Jayhawks... Drained two free throws with 14 seconds in regulation to force first overtime period (1/25)... Scored 18 points and grabbed seven rebounds with three assists and three steals against #22/19 Texas Tech (2/1)... Posted 14 points on 6-of-10 shooting and grabbed a game-high 10 rebounds, including seven offensive boards, in home win over Oklahoma State (2/4)... Led Cougars with 20 points on 9-of-11 shooting and grabbed four rebounds with three assists in road win at Colorado (2/8)... Scored 10 points with six rebounds and added two assists and two blocks in road win at Arizona State (2/18)... Scored 16 points, thanks to 10-of-12 free throw shooting, and led Cougars with seven rebounds and three assists in road win at #10/10 Texas Tech (2/24)... Posted six points and six rebounds with a game-high four steals in Senior Night win over Kansas (3/3)... Finished with 11 points and a team-high 10 rebounds in road win at Baylor... Sank two free throws to the Cougars a four-point lead with 13 seconds remaining (3/8).

### 2024-25 GAME-BY-GAME STATISTICS (27-4 • 19-1 Big 12)

Date	Opponent	GS	Min	FG-A	3FG-FGA	FT-FTA	OR-DR	Tot	PF	A	TO	Blk	Stl	Pts
11/4/24	JACKSON STATE	*	19:47	6-8	0-0	2-2	2-4	6	2	1	2	1	3	14
11/9/24	vs. #11/11 Auburn	*	38:03	6-14	0-0	0-1	3-4	7	4	1	2	1	1	12
11/13/24	LOUISIANA	*	16:08	3-3	0-0	5-5	3-3	6	2	0	2	0	1	11
11/22/24	rv/- HOFSTRA	*	16:46	1-6	0-0	2-3	1-2	3	1	0	0	1	0	4
11/26/24	vs. #9/9 Alabama	*	37:57	3-4	0-0	5-7	1-0	1	4	0	2	2	0	11
11/27/24	vs. Notre Dame	*	34:09	4-8	0-0	1-3	3-5	8	2	2	1	1	0	9
11/30/24	vs. San Diego State	*	40:56	2-6	0-0	0-1	7-5	12	3	1	3	0	0	4
12/7/24	BUTLER	*	26:13	1-5	0-0	0-0	4-8	12	0	1	3	2	0	2
12/10/24	TROY	*	27:03	3-5	0-0	0-0	3-6	9	3	4	0	2	2	6
12/18/24	TOLEDO	*	9:34	2-2	0-0	0-0	2-1	3	0	0	0	0	1	4
12/21/24	TEXAS A&M-CORPUS CHRISTI	DNP - Injury												
12/30/24	* at Oklahoma State	*	32:21	9-13	0-0	2-2	3-8	11	1	1	2	1	2	20
1/4/25	* BYU	*	24:54	3-4	0-0	0-0	2-4	6	1	2	3	0	2	6
1/6/25	* TCU	*	32:36	6-13	0-0	0-3	1-3	4	2	3	3	2	1	12
1/11/25	* at Kansas State	*	28:43	5-13	0-0	0-1	3-3	6	2	3	0	0	1	10
1/15/25	* rv/#25 WEST VIRGINIA	*	33:35	10-13	0-0	2-4	0-3	3	1	1	3	1	0	22
1/18/25	* at UCF	*	35:30	10-17	0-0	1-2	6-3	9	4	1	2	0	0	21
1/21/25	* UTAH	*	24:43	5-9	0-0	1-2	1-3	4	1	1	1	2	3	11
1/25/25	* at #12/11 Kansas	*	46:28	10-21	0-0	4-9	4-5	9	4	5	1	0	1	24
1/29/25	* at rv/rv West Virginia	*	34:50	2-6	0-0	1-1	4-2	6	0	3	2	1	1	5
2/1/25	* #22/19 TEXAS TECH	*	38:38	6-15	0-0	6-9	3-4	7	1	3	5	0	3	18
2/4/25	* OKLAHOMA STATE	*	37:55	6-10	0-0	2-2	7-3	10	2	1	3	0	1	14
2/8/25	* at Colorado	*	32:05	9-11	0-0	2-4	0-4	4	3	3	0	0	0	20
2/10/25	* rv/rv BAYLOR	*	30:11	4-7	0-0	2-2	0-3	3	4	2	2	0	1	10
2/15/25	* at #13/13 Arizona	*	35:03	3-11	0-0	3-4	0-4	4	1	3	1	0	0	9
2/18/25	* at Arizona State	*	31:53	4-5	0-0	2-4	3-3	6	2	2	2	2	0	10
2/22/25	* #8/8 IOWA STATE	*	33:41	1-6	0-0	2-2	2-4	6	1	2	1	0	1	4
2/24/25	* at #10/10 Texas Tech	*	30:31	3-10	0-0	10-12	1-6	7	3	3	0	1	1	16
3/1/25	* CINCINNATI	*	21:52	4-9	0-0	0-0	0-5	5	2	1	0	1	0	8
3/3/25	* KANSAS	*	36:12	3-11	0-0	0-0	2-4	6	1	1	1	1	4	6
3/8/25	* at Baylor	*	38:02	4-8	0-0	3-5	3-7	10	2	1	5	0	0	11
3/13/25	vs. (16) Colorado	*	18:20	1-4	0-0	0-0	1-2	3	0	0	1	0	1	2
3/14/25	vs. #17/18 (4) BYU	---	---	---	---	---	---	---	---	---	---	---	---	---

### CAREER STATISTICS

Year	W-L	GP-GS	MP	FG-FGA	Pct	3P-A	Pct	FT-FTA	Pct	Off-Def	Reb - Avg	PF-DQ	Ast	TO	Blk	Stl	Pts - Avg
2019-20										Redshirt							
2020-21	21-4	25-1	266	19-34	.559	0-0	.000	10-19	.526	36-59	95 - 3.8	20-0	8	9	14	10	48 - 1.9
2021-22	32-6	38-0	617	49-78	.628	0-4	.000	22-44	.500	78-109	187 - 4.9	52-0	20	22	14	24	120 - 3.2
2022-23	33-4	37-36	976	156-255	.612	0-1	.000	59-86	.686	111-174	285 - 7.7	79-2	44	39	49	26	371 - 10.0
2023-24	31-5	36-36	961	149-250	.596	0-1	.000	45-88	.511	95-150	245 - 6.8	73-2	67	40	32	45	343 - 9.5
2024-25	27-4	31-31	945	139-277	.502	0-0	.000	58-91	.637	75-121	196 - 6.3	59-0	52	53	22	31	336 - 10.8
Totals	144-23	167-104	3,763	512-894	.573	0-6	.000	194-328	.591	395-613	1,008 - 6.0	283-4	191	163	131	136	1,218 - 7.3

2 NCAA National Championship Game Appearances • 6 NCAA Final Four Appearances • 25 NCAA Tournaments • 21 Conference Championships • 2 NBA Draft No. 1 Overall Picks • 12 NBA Draft First-Round Selections



## ROBERTS' 2023-24 GAME-by-GAME (31-5 • 15-3 Big 12)

Opponent	GS	Min	FG-A	3FG-A	FT-A	O-D-T	PF	A	TO	Blk	Stl	Pts
ULM	*	23:01	3-4	0-0	0-0	4-3-7	1	1	1	1	2	6
BYU	*	22:28	6-10	0-0	5-10	4-5-9	1	4	1	0	0	17
STETSON	*	8:13	0-1	0-0	0-0	0-1-1	0	0	0	0	1	0
vs. Towson	*	21:48	2-3	0-0	1-3	1-10-11	1	1	2	1	0	5
vs. Utah	*	26:21	5-6	0-0	3-4	3-9-12	4	1	0	0	1	13
vs. Dayton	*	30:45	5-6	0-0	0-0	3-5-8	0	3	2	1	2	10
MONTANA	*	22:10	5-7	0-0	3-4	3-3-6	1	0	0	1	1	13
at Xavier	*	31:06	3-7	0-0	3-4	5-7-12	3	2	3	2	1	9
RICE	*	19:45	2-4	0-0	0-0	2-4-6	1	2	0	1	1	4
JACKSON STATE	*	18:00	1-2	0-0	1-2	1-0-1	3	0	2	1	3	3
vs. rv/rv Texas A&M	*	36:11	5-8	0-0	0-0	4-7-11	3	7	0	1	0	10
TEXAS STATE	*	8:04	0-2	0-0	0-0	0-1-1	1	1	1	1	2	0
PENN	DNP – Injury											
* WEST VIRGINIA	*	27:58	4-10	0-1	1-2	0-3-3	3	1	0	0	1	9
* at rv/rv Iowa State	*	36:06	3-7	0-0	0-0	5-3-8	1	3	2	2	1	6
* at rv/rv TCU	*	36:02	10-18	0-0	0-1	6-7-13	2	5	0	4	0	20
* #25/25 TEXAS TECH	*	29:16	6-9	0-0	0-0	3-4-7	2	2	1	0	2	12
* UCF	*	18:27	2-8	0-0	0-2	1-4-5	1	1	0	1	1	4
* at #21/19 BYU	*	33:24	2-3	0-0	1-2	2-5-7	1	3	2	0	1	5
* rv/rv KANSAS STATE	*	28:02	5-8	0-0	4-6	5-1-6	2	2	0	0	0	14
* at rv/rv Texas	*	37:35	5-9	0-0	4-7	3-5-8	2	2	2	2	1	14
* at #8/9 Kansas	*	37:58	5-11	0-0	1-3	7-6-13	2	1	0	0	2	11
* OKLAHOMA STATE	*	11:49	2-4	0-0	0-0	0-0-0	5	1	1	0	1	4
* at Cincinnati	*	36:44	10-15	0-0	0-1	4-4-8	2	0	2	1	0	20
* rv/- TEXAS	*	28:19	4-10	0-0	1-3	4-3-7	1	4	1	1	1	9
* #6/6 IOWA STATE	*	26:16	3-5	0-0	0-0	3-3-6	5	2	1	0	1	6
* at #11/11 Baylor	*	40:26	7-9	0-0	3-4	3-5-8	2	4	3	3	6	17
* CINCINNATI	*	27:52	4-6	0-0	7-9	1-4-5	4	0	2	0	1	15
* at rv/rv Oklahoma	*	30:45	10-12	0-0	0-1	1-4-5	1	2	0	1	1	20
* at UCF	*	37:58	6-8	0-0	0-3	3-4-7	3	1	0	1	3	12
* #14/14 KANSAS	*	32:02	4-11	0-0	2-2	2-6-8	3	2	2	2	1	10
vs. (8) TCU	*	34:34	4-5	0-0	0-3	2-8-10	3	0	4	2	3	8
vs. #25/23 (4) Texas Tech	*	7:04	1-2	0-0	0-0	1-1-2	0	3	0	0	0	2
vs. #7/8 (2) Iowa State	*	13:06	1-	0-0	0-0	1-2-3	1	1	2	0	1	2
vs. (16) Longwood	*	19:05	3-3	0-0	1-2	1-4-5	1	2	2	0	0	7
vs. (9) Texas A&M	*	33:24	6-6	0-0	1-2	3-5-8	4	2	0	1	2	13
vs. #13/14 (4) Duke	*	28:34	5-9	0-0	3-8	4-4-8	3	1	1	1	1	13

## ROBERTS' 2021-22 GAME-BY-GAME (32-6 • 15-3 American)

Opponent	GS	Min	FG-A	3FG-A	FT-A	O-D-T	PF	A	TO	Blk	Stl	Pts
HOFSTRA		23:47	4-4	0-0	0-0	6-9-15	2	1	1	1	0	8
RICE		23:52	0-1	0-1	3-4	4-5-9	2	0	0	0	3	3
rv/#25 VIRGINIA		20:34	1-1	0-0	0-0	3-4-7	1	1	0	0	0	2
vs. Butler		19:37	1-3	0-1	3-4	1-5-6	2	1	1	0	1	5
vs. Wisconsin		19:14	1-5	0-2	3-4	3-3-6	0	0	2	1	1	5
vs. rv/#23 Oregon		13:33	2-2	0-0	0-1	1-2-3	3	0	0	0	0	4
NORTHWESTERN STATE		13:59	1-2	0-0	0-0	4-2-6	1	0	0	0	2	2
BRYANT		23:07	3-4	0-0	0-0	3-9-12	0	3	0	1	2	6
ALCORN STATE		13:36	0-0	0-0	1-2	0-4-4	3	0	2	0	0	1
at #9/9 Alabama		21:43	4-4	0-0	1-6	9-4-13	2	1	0	0	0	9
LOUISIANA		12:19	0-0	0-0	0-0	1-3-4	0	0	0	0	0	0
vs. Oklahoma State		4:46	0-1	0-0	0-0	0-1-1	0	0	0	0	0	0
TEXAS STATE		21:01	0-0	0-0	2-2	3-2-5	1	2	0	0	2	2
* CINCINNATI	Postponed											
* at Temple		10:38	1-1	0-0	0-0	2-1-3	2	0	1	0	2	2
* at South Florida		18:18	0-0	0-0	0-0	2-2-4	4	0	0	0	0	0
* WICHITA STATE		14:09	0-1	0-0	2-2	0-2-2	2	1	0	1	0	2
* at Tulsa		18:16	1-2	0-0	1-2	1-1-2	1	1	2	0	0	3
* SOUTH FLORIDA		14:13	0-1	0-0	0-0	2-2-4	0	2	0	0	0	0
* EAST CAROLINA		19:59	1-3	0-0	0-0	2-1-3	0	1	1	0	0	2
* at UCF		13:04	0-1	0-0	0-0	0-2-2	1	0	1	0	0	0
* TULANE		4:09	0-0	0-0	0-0	0-1-1	0	0	0	0	0	0
* at Cincinnati		12:25	0-0	0-0	0-0	1-3-4	1	0	2	0	0	0
* at -/rv SMU		3:14	2-2	0-0	1-1	0-0-0	0	0	0	0	0	5
* MEMPHIS		4:51	0-1	0-0	0-0	0-0-0	1	0	0	0	0	0
* UCF		12:01	3-3	0-0	0-0	0-0-0	2	0	2	0	1	6
* at Wichita State		11:22	1-4	0-0	0-1	0-1-1	1	0	0	0	0	2
* rv/rv SMU		17:52	3-4	0-0	0-0	5-3-8	2	2	1	1	1	6
* CINCINNATI		13:17	0-1	0-0	0-0	1-4-5	2	0	0	0	0	0
* TEMPLE		21:22	1-3	0-0	0-2	1-2-3	3	0	0	1	0	2
* at Memphis		18:16	1-1	0-0	0-0	1-2-3	2	1	2	0	2	2
vs. Cincinnati		16:55	2-3	0-0	3-3	0-1-1	2	1	0	0	0	3
vs. Tulane		33:43	5-6	0-0	0-0	5-8-13	4	1	2	0	1	10
vs. Memphis		15:21	1-2	0-0	0-1	3-2-5	0	1	1	1	1	2
vs. UAB		14:19	3-3	0-0	0-2	1-1-2	1	0	0	1	1	6
vs. #19/16 Illinois		12:22	0-1	0-0	0-0	2-3-5	1	0	0	0	0	0
vs. #2/2 Arizona		14:19	1-1	0-0	2-2	0-2-2	0	0	0	0	0	4
vs. #6/5 Villanova		26:04	2-2	0-0	3-4	4-4-8	2	0	0	2	3	7

## ROBERTS' 2022-23 GAME-by-GAME (33-4 • 17-1 American)

Opponent	GS	Min	FG-A	3FG-A	FT-A	O-D-T	PF	A	TO	Blk	Stl	Pts
NORTHERN COLORADO	*	20:31	6-8	0-0	0-0	2-4-6	0	0	3	1	3	12
vs. Saint Joseph's	*	30:11	8-9	0-0	3-4	5-7-12	1	1	0	2	0	19
ORAL ROBERTS	*	11:12	2-3	0-0	0-0	2-0-2	3	0	1	0	1	4
TEXAS SOUTHERN	*	22:06	4-7	0-0	2-2	1-3-4	0	3	0	1	0	10
at rv/rv Oregon	*	33:53	1-1	0-0	0-0	2-3-5	2	1	2	1	0	2
KENT STATE	*	35:08	5-10	0-0	1-4	5-9-14	1	1	4	4	1	11
NORFOLK STATE	*	16:39	5-5	0-0	0-0	2-3-5	0	3	0	1	1	10
vs. -/rv Saint Mary's (Calif.)	*	35:11	7-11	0-0	1-2	2-6-8	2	1	1	2	1	15
NORTH FLORIDA	*	20:52	3-5	0-0	0-0	2-4-6	0	1	0	0	1	6
#8/10 ALABAMA	*	27:38	4-10	0-0	1-2	5-4-9	3	0	0	5	0	9
NORTH CAROLINA A&T	*	19:45	2-3	0-0	0-0	1-6-7	1	2	1	0	0	4
at #2/2 Virginia	*	21:51	5-7	0-0	0-0	1-5-6	3	1	1	0	0	10
MCNEESE	*	22:47	2-3	0-0	0-0	2-6-8	1	0	1	0	1	4
* at Tulsa	*	26:03	7-7	0-0	1-2	5-4-9	1	1	0	0	2	15
* UCF	*	33:49	5-10	0-0	2-2	4-1-5	2	1	0	1	0	12
* SMU	*	20:53	3-5	0-0	5-6	1-7-8	4	2	2	0	2	11
* at Cincinnati	*	33:38	7-16	0-1	0-0	4-7-11	4	1	0	0	2	14
* SOUTH FLORIDA	*	17:38	0-1	0-0	3-4	1-2-3	4	0	1	0	0	3
* at Tulane	*	31:10	6-9	0-0	3-4	2-4-6	1	2	2	2	1	15
* TEMPLE	*	27:22	3-3	0-0	2-4	2-3-5	5	1	2	2	1	8
* at UCF	*	30:19	5-9	0-0	0-0	3-6-0	2	0	2	1	0	10
* CINCINNATI	*	22:42	7-9	0-0	0-0	2-4-6	3	0	0	1	0	14
* at Wichita State	*	16:56	4-5	0-0	2-3	1-5-6	4	1	0	1	0	10
* at Temple	*	21:04	5-7	0-0	2-3	0-3-3	4	1	1	4	0	12
* TULSA	*	23:41	2-4	0-0	2-3	4-6-10	0	1	0	0	0	6
* at SMU	*	25:41	4-4	0-0	0-0	3-7-10	4	0	2	1	1	8
* MEMPHIS	*	33:50	6-10	0-0	8-9	4-8-12	1	1	4	1	1	20
* TULANE	*	25:29	9-10	0-0	8-9	4-3-7	3	3	1	1	2	26
* at East Carolina	*	28:47	8-14	0-0	1-2	7-5-12	2	1	0	4	0	17
* WICHITA STATE	*	28:56	2-5	0-0	2-2	2-1-3	3	1	0	1	1	6
* at Memphis	*	29:07	0-0	0-0	1-2	3-3-6	2	1	1	2	0	1
vs. (9) East Carolina	*	29:21	0-5	0-0	0-0	3-9-12	1	2	1	3	2	0
vs. (4) Cincinnati	*	25:36	7-12	0-0	2-4	2-6-8	3	0	1	0	1	16
vs. (2) Memphis	*	37:11	5-11	0-0	2-6	10-10-20	2	3	0	1	1	12
vs. (16) North Kentucky	*	34:51	4-6	0-0	3-4	5-7-12	1	4	1	1	0	11
vs. (9) Auburn	*	31:19	2-8	0-0	2-3	4-3-7	5	2	2	5	0	6
vs. #16/15 (5) Miami (Fla.)	*	22:25	1-2	0-0	0-0	2-0-2	1	1	1	0	0	2

## ROBERTS' 2020-21 GAME-by-GAME (21-4 • 13-3 American)

Opponent	GS	Min	FG-A	3FG-A	FT-A	O-D-T	PF	A	TO	Blk	Stl	Pts
LAMAR		17:18	2-4	0-0	1-1	3-3-6	1	0	0	2	2	5
BOISE STATE		21:01	1-5	0-0	0-0	5-9-14	2	0	1	1	2	2
vs. #14/13 Texas Tech		2:36	0-0	0-0	0-0	0-0-0	0	0	0	0	0	0
SOUTH CAROLINA		13:52	2-3	0-0	3-4	1-3-4	3	0	0	2	0	7
SAM HOUSTON STATE	Canceled											
RICE	Canceled											
ALCORN STATE		12:29	1-1	0-0	0-0	2-2-4	0	1	0	0	0	2
* TEMPLE		14:50	1-3	0-0	1-2	4-3-7	1	1	0	3	1	3
* at rv/rv UCF		9:01	0-1	0-0	0-0	2-1-3	1	0	1	0	0	0
* at Tulsa		6:13	0-0	0-0	0-2	0-0-0	1	0	0	2	0	0
* at rv/rv SMU		2:29	0-0	0-0	0-0	0-0-0	0	0	0	0	0	0
* WICHITA STATE		9:07	0-0	0-0	0-0	1-2-3	0	0	0	1	0	0
* TULANE		19:19	0-0	0-0	1-2	1-7-8	0	0	2	0	0	1
* at South Florida		PPD										
* UCF		11:20	2-2	0-0	0-0	1-3-4	2	0	1	0	1	4
* -/rv TULSA		15:58	2-3	0-0	0-0	5-2-7	0	2	0	0	0	4
* at Temple		8:27	0-0	0-0	0-0	0-1-1	0	0	1	0	1	0
* at Tulane		14:34	0-0	0-0	2-2	0-7-7	1	2	0	0	0	2
* SMU		9:43	0-1	0-0	0-0	0-2-2	0	0	1	0	1	0
* at East Carolina		2:48	0-0	0-0	0-0	0-0-0	1	0	0	0	0	0
OUR LADY OF THE LAKE	*	29:18	5-7	0-0	0-2	5-6-11	3	1	0	1	2	10
* at South Florida		11:33	2-2	0-0	0-1	1-0-1	1	0	0	1	0	4
* MEMPHIS	Canceled											
* EAST CAROLINA	Canceled											
* at Wichita State		9:49	1-2	0-0	0-0	2-1-3	1	0	1	0	0	2
* CINCINNATI		10:43	0-0	0-0	2-3	2-4-6	0	0	1	0	0	2
rv/- WKU		1:43	0-0	0-0	0-0	0-0-0	0	0	0	1	0	0
* SOUTH FLORIDA		7:34	0-0	0-0	0-0	0-3-3	0	0	1	0	0	0
* MEMPHIS	DNP – Injury											
vs. Tulane	DNP – Injury											
vs. Memphis	DNP – Injury											
vs. Cincinnati	DNP – Injury											
vs. Cleveland State		2:05	0-0	0-0	0-0	1-0-1	0	0	0	0	0	0
vs. Rutgers	DNP – Coach's decision											
vs. Syracuse	DNP – Coach's decision											
vs. Oregon State	DNP – Coach's decision											
vs. #3/3 Baylor		1:46	0-0	0-0	0-0	0-0-0	0	0	0	0	0	0



## #21 EMANUEL SHARP

Guard

6-3 • 210 • r-Junior-2L (RS '21-22)

Tampa, Fla. (Bishop McLaughlin School)

Integrated Studies

  emanuelsharp\_

### CAREER HIGHS

#### Points

30, vs. (9) Texas A&M (3/24/24)

#### Field Goals Made

8, vs. (9) Texas A&M (3/24/24)

#### Field Goal Attempts

17, vs. rv/rv Texas A&M (12/16/23)

#### 3-Point Field Goals Made

7, vs. (9) Texas A&M (3/24/24)

#### 3-Point Field Goal Attempts

14, vs. (9) Texas A&M (3/24/24)

#### Free Throws Made

11, vs. Texas State (12/21/23)

#### Free Throw Attempts

11, vs. Texas State (12/21/23)

#### Rebounds

10, vs. SMU (1/5/23)

#### Offensive Rebounds

5, vs. Kansas (3/3/25)

5, vs. rv/rv Texas A&M (12/16/23)

#### Defensive Rebounds

8, at rv/rv Texas (1/29/24)

8, vs. SMU (1/5/23)

#### Assists

4, vs. Troy (12/10/24)

4, vs. Notre Dame (11/27/24)

4, at Xavier (12/1/23)

#### Steals

4, done four times; Most recently  
vs. Louisiana (11/13/24)

#### Blocked Shots

1, done five times; Most recently vs.  
vs/ #13/14 (4) Duke (3/29/24)

#### Minutes Played

40:39, at rv/rv Texas (1/29/24)

### HONORS

• 2024-25 All-Big 12 Conference Honorable Mention

### JUNIOR (2023-24)

Scored eight points with two 3-pointers and added two steals with a rebound in charity exhibition win vs. #13/15 Texas A&M (10/27)... Made his regular-season debut in season-opening win over Jackson State inside Fertitta Center... Finished with seven points and grabbed a rebound against the Tigers (11/4)... Posted 13 points with a team-high three 3-pointers against #11/11 Auburn in Mattress Firm Battleground 2k24 inside Toyota Center (11/9)... Posted 11 points with two 3-pointers, five rebounds and a game-high-tying four steals in home win over Louisiana (11/13)... Scored 16 points, thanks to 5-of-5 shooting from behind the arc, and grabbed two rebounds with two assists and a pair of steals in home win over Hofstra (11/22)... Finished with 14 points and six rebounds against #9/9 Alabama during first day of Players Era Festival inside MGM Grand Garden Arena in Las Vegas... Saw his streak of 10 consecutive 3-pointers made end in first half (11/26)... Led Cougars with 17 points

on 6-of-13 shooting and grabbed three rebounds with a pair of assists against Notre Dame during second day of Players Era Festival (11/27)... Led all players with 23, thanks to four 3-pointers and 9-of-9 shooting from the free throw line against San Diego State during Players Era Festival Third-Place Game (11/30)... Posted 16 points on 6-of-10 shooting from field, including 4-of-7 from behind the arc, against Butler during Big 12-Big East Challenge... Added two rebounds and an assist against the Bulldogs (12/7)... Posted 14 points with four rebounds, four assists and three steals in home win over Troy (12/10)... Finished with 13 points and grabbed five rebounds with a pair of steals in home win over Toledo (12/18)... Led all players with 18 points and dished out a pair of assists in home win over Texas A&M-Corpus Christi (12/21)... Led all players with 18 points and led Cougars with four 3-pointers in home win over BYU (1/4)... Buried four 3-pointers on the way to a team-high 14 points and swiped three steals with a pair of rebounds in home win over TCU (1/6)... Led Cougars with 15 points on 5-of-8 shooting, including 3-of-6 from the arc, in road win at Kansas State... Added four rebounds, three assists and a steal against the Wildcats (1/11)... Finished with 14 points, thanks to three 3-pointers and grabbed three rebounds with an assist in home win over rv/#25 West Virginia (1/15)... Returned to Houston lineup with 10 points, thanks to three 3-pointers, in home win over rv/rv Baylor (2/10)... Scored 17 points, thanks to four 3-pointers, and grabbed four rebounds in road win at Arizona State (2/18)... Recorded 12 points and grabbed a game-high five offensive rebounds with a pair of steals in Senior Night home win over Kansas (3/3)... Finished with 11 points, five rebounds and an assist in road win at Baylor (3/8). **Phillips 66 Big 12 Championship:** Led Houston with 19 points, thanks to four 3-pointers, and grabbed five rebounds with three steals in Quarterfinal win over (16) Colorado (3/13).

### 2024-25 GAME-by-GAME STATISTICS (25-4 • 16-1 Big 12)

Date	Opponent	GS	Min	FG-A	3FG-FGA	FT-FTA	OR-DR	Tot	PF	A	TO	Blk	Stl	Pts
11/4/24	JACKSON STATE	*	18:14	3-7	1-2	0-0	1-0	1	2	0	1	0	0	7
11/9/24	vs. #11/11 Auburn	*	35:31	3-9	3-6	4-4	0-2	2	0	0	2	0	1	13
11/13/24	LOUISIANA	*	19:52	3-5	2-2	3-4	1-4	5	1	1	1	0	4	11
11/22/24	rv/- HOFSTRA	*	19:30	5-6	5-5	1-2	1-1	2	4	2	0	0	2	16
11/26/24	vs. #9/9 Alabama	*	29:40	3-11	2-6	6-8	0-6	6	5	1	1	0	1	14
11/27/24	vs. Notre Dame	*	34:08	6-13	3-9	2-2	1-3	4	3	4	1	0	0	17
11/30/24	vs. San Diego State	*	35:31	5-15	4-8	9-9	0-2	2	3	1	1	0	1	23
12/7/24	BUTLER	*	29:06	6-10	4-7	0-0	0-2	2	3	1	0	0	0	16
12/10/24	TROY	*	28:35	4-9	2-5	4-4	0-4	4	3	4	0	0	3	14
12/18/24	TOLEDO	*	20:28	4-10	1-6	4-4	1-4	5	1	0	1	0	2	13
12/21/24	TEXAS A&M-CORPUS CHRISTI	*	18:38	3-6	3-5	9-9	0-0	0	2	2	2	0	0	18
12/30/24	* at Oklahoma State	*	22:10	1-4	0-2	0-0	0-2	2	1	1	0	0	0	2
1/4/25	* BYU	*	20:07	5-9	4-8	4-4	0-3	3	3	1	0	0	1	18
1/6/25	* TCU	*	26:26	5-9	4-7	0-0	0-2	2	2	0	0	0	3	14
1/11/25	* at Kansas State	*	31:20	5-8	3-6	2-2	0-4	4	2	1	0	0	3	15
1/15/25	* rv/#25 WEST VIRGINIA	*	31:59	4-9	3-8	3-3	0-3	3	0	1	1	0	0	14
1/18/25	* at UCF	*	28:27	4-11	1-6	0-0	0-4	4	4	0	2	0	1	9
1/21/25	* UTAH	DNP – Injury												
1/25/25	* at #12/11 Kansas	*	25:37	2-8	2-7	2-2	0-3	3	2	0	0	0	2	8
1/29/25	* at rv/rv West Virginia	*	18:12	1-4	1-4	0-0	0-3	3	2	0	2	0	1	3
2/1/25	* #22/19 TEXAS TECH	*	17:37	1-2	0-1	2-2	0-3	3	3	0	0	0	1	4
2/4/25	* OKLAHOMA STATE	DNP – Injury												
2/8/25	* at Colorado	DNP – Injury												
2/10/25	* rv/rv BAYLOR		25:04	3-7	3-7	1-2	0-0	0	3	1	1	0	1	10
2/15/25	* at #13/13 Arizona	*	21:46	0-6	0-6	0-0	0-2	2	1	1	1	0	3	0
2/18/25	* at Arizona State	*	30:41	4-9	4-7	5-6	0-4	4	1	1	0	0	2	17
2/22/25	* #8/8 IOWA STATE	*	28:43	3-5	2-4	3-4	0-1	1	3	2	3	0	1	11
2/24/25	* at #10/10 Texas Tech	*	35:06	3-6	2-3	2-2	0-5	5	2	1	0	0	1	10
3/1/25	* CINCINNATI	*	30:19	3-7	1-5	2-2	0-2	2	3	0	0	0	2	9
3/3/25	* KANSAS	*	27:06	3-10	1-4	5-5	5-1	6	0	0	1	0	2	12
3/8/25	* at Baylor	*	31:24	3-8	1-4	4-5	1-4	5	3	1	1	0	0	11
3/13/25	vs. (16) Colorado	*	26:23	6-10	4-7	3-5	0-5	5	5	1	1	0	3	19
3/13/25	vs. #17/18 (4) BYU		--	--	--	--	--	--	--	--	--	--	--	--

### CAREER STATISTICS

Year	W-L	GP-GS	MP	FG-FGA	Pct	3P-A	Pct	FT-FTA	Pct	Off-Def	Reb – Avg	PF-DQ	Ast	TO	Blk	Stl	Pts – Avg
2021-22	0-0																
2022-23	30-3	33-0	515	58-159	.365	43-124	.347	37-42	.881	20-54	74 – 2.2	72-1	16	26	2	10	196 – 5.9
2023-24	32-5	37-32	1,043	135-362	.373	82-223	.368	114-134	.851	35-96	131 – 3.5	95-2	34	40	3	55	466 – 12.6
2024-25	25-4	29-28	768	101-233	.433	66-157	.420	80-90	.889	11-79	90 – 3.1	68-2	28	23	0	41	348 – 12.0
Totals	87-12	99-60	2,326	294-754	.390	191-504	.379	231-266	.868	66-229	295 – 3.0	235-5	78	89	5	106	1,010 – 10.2

2 NCAA National Championship Game Appearances • 6 NCAA Final Four Appearances • 25 NCAA Tournaments • 21 Conference Championships • 2 NBA Draft No. 1 Overall Picks • 12 NBA Draft First-Round Selections

## SHARP's 2023-24 GAME-BY-GAME (32-5 • 15-3 Big 12)

Opponent	Date	GS	Min	FG-A	3FG-A	FT-A	Off-Def	Tot	PF	A	TO	Blk	Stl	Pts
ULM	11/6/23	*	20:56	5-9	4-8	6-8	0-0	0	1	0	1	0	0	20
TEXAS A&M-CORPUS CHRISTI	11/11/23	*	21:51	3-8	2-5	3-3	2-1	3	3	2	1	0	0	11
STETSON	11/13/23	*	22:21	1-5	0-4	5-7	2-3	5	1	1	2	1	0	7
vs. Towson	11/16/23		18:12	4-7	3-5	3-3	0-3	3	2	0	1	0	0	14
vs. Utah	11/17/23		27:45	6-13	1-4	2-3	2-4	6	1	0	1	0	3	15
vs. Dayton	11/19/23		20:27	2-10	0-5	0-0	0-2	2	2	1	0	0	1	4
MONTANA	11/24/23		19:18	3-5	2-3	3-4	3-3	6	0	0	1	0	2	11
at Xavier	12/1/23	*	36:20	2-12	1-6	5-6	0-2	2	1	4	0	0	3	10
RICE	12/6/23	*	17:23	4-8	2-6	2-2	1-3	4	1	3	2	0	1	12
JACKSON STATE	12/9/23	*	22:04	6-13	5-9	8-10	1-2	3	2	1	1	0	3	25
vs. rv/rv Texas A&M	12/16/23	*	35:23	7-17	5-13	2-2	5-1	6	2	0	2	0	1	21
TEXAS STATE	12/21/23	*	27:04	2-10	2-9	11-11	1-2	3	2	1	1	0	4	17
PENN	12/30/23	*	27:57	5-10	2-5	0-0	2-2	4	3	1	1	0	1	12
* WEST VIRGINIA	1/6/24	*	20:52	3-4	1-2	1-1	2-5	7	3	0	2	0	3	8
* at rv/rv Iowa State	1/9/24	*	37:04	6-12	5-10	3-4	1-4	5	4	0	1	0	1	20
* at rv/rv TCU	1/13/24	*	28:54	2-7	1-4	3-4	0-0	0	4	1	1	0	3	8
* #25/25 TEXAS TECH	1/17/24	*	20:57	3-8	2-5	0-0	0-3	3	3	0	1	0	0	8
* UCF	1/20/24	*	19:33	0-7	0-3	2-2	0-1	1	5	0	0	0	0	2
* at #21/19 BYU	1/23/24	*	25:17	1-6	0-2	7-9	4-5	9	2	1	2	0	2	9
* rv/rv KANSAS STATE	1/27/24	*	30:57	3-15	2-8	1-2	2-4	6	1	2	1	0	3	9
* at rv/rv Texas	1/29/24	*	40:39	3-8	3-6	4-4	0-8	8	0	2	2	0	1	13
* at #8/9 Kansas	2/3/24	*	31:23	4-14	3-9	0-0	0-1	1	2	1	0	0	0	11
* OKLAHOMA STATE	2/6/24	*	29:00	6-11	3-5	1-2	1-3	4	4	1	2	0	0	16
* at Cincinnati	2/10/24	*	34:01	3-7	1-3	2-2	1-5	6	2	0	1	0	1	9
* rv/rv TEXAS	2/17/24	*	26:29	5-11	1-5	4-4	0-3	3	4	1	0	0	4	15
* #6/6 IOWA STATE	2/19/24	*	29:33	5-13	2-7	8-9	0-1	1	2	0	0	0	4	20
* at #11/11 Baylor	2/24/24	*	32:58	5-12	2-6	6-6	0-2	2	4	1	2	0	2	18
* CINCINNATI	2/27/24	*	35:30	3-12	3-8	2-2	1-3	4	4	0	1	0	2	11
* at rv/rv Oklahoma	3/2/24	*	26:34	4-8	3-5	0-0	1-2	3	4	1	1	0	0	11
* at UCF	3/6/24	*	29:40	1-7	1-4	1-2	1-2	3	4	1	1	0	2	4
* #14/15 KANSAS	3/9/24	*	31:53	3-7	3-7	0-0	1-4	5	3	2	1	0	1	9
vs. (8) TCU	3/14/24	*	33:47	4-12	2-7	4-4	0-4	4	3	1	1	0	0	14
vs. #25/23 (4) Texas Tech	3/15/24	*	37:29	5-12	4-8	3-3	1-3	4	4	2	2	0	0	17
vs. #7/8 (2) Iowa State	3/16/24	*	24:59	2-9	1-5	0-0	0-0	0	4	1	1	0	3	5
vs. (16) Longwood	3/22/24	*	28:31	4-10	3-6	2-4	0-1	1	2	0	2	0	1	13
vs. (9) Texas A&M	3/24/24	*	34:15	8-16	7-14	7-8	0-3	3	5	1	1	1	2	30
vs. #13/14 (4) Duke	3/29/24	*	35:43	2-7	0-2	3-3	0-1	1	1	1	0	1	1	7

## SHARP's 2022-23 GAME-BY-GAME (30-3 • 17-1 American)

Opponent	Date	GS	Min	FG-A	3FG-A	FT-A	Off-Def	Tot	PF	A	TO	Blk	Stl	Pts
NORTHERN COLORADO	11/7/22		7:41	4-7	3-5	0-0	2-0	2	3	1	0	0	1	11
vs. Saint Joseph's	11/11/22		3:14	0-1	0-1	0-0	0-1	1	0	0	1	0	0	0
ORAL ROBERTS	11/14/22		11:47	2-2	0-0	2-2	0-2	2	2	0	3	0	0	6
TEXAS SOUTHERN	11/16/22		6:33	0-1	0-1	0-0	0-0	0	1	1	0	0	0	0
at rv/rv Oregon	11/20/22		DNP – Coach's Decision											
KENT STATE	11/26/22		DNP – Coach's Decision											
NORFOLK STATE	11/29/22		19:01	1-6	1-4	0-0	1-1	2	0	0	1	0	0	3
vs. –/rv Saint Mary's (Calif.)	12/3/22		DNP – Coach's Decision											
NORTH FLORIDA	12/6/22		19:14	3-5	3-5	0-0	0-0	0	0	0	1	0	0	9
#8/10 ALABAMA	12/10/22		DNP – Coach's Decision											
NORTH CAROLINA A&T	12/13/22		25:39	3-5	1-3	3-3	0-3	3	3	2	3	0	0	10
at #2/2 Virginia	12/17/22		9:26	0-2	0-2	0-0	0-1	1	1	0	1	0	0	0
McNEESE	12/21/22		19:11	6-10	6-10	0-0	2-1	3	0	1	1	0	0	18
* at Tulsa	12/28/22		20:17	4-7	3-5	3-3	0-4	4	4	0	4	0	0	14
* UCF	12/31/22		8:25	0-2	0-1	0-0	0-2	2	0	0	0	0	0	0
* SMU	1/5/23		23:31	1-9	1-7	3-3	2-8	10	3	0	0	0	0	6
* at Cincinnati	1/8/23		4:07	0-1	0-1	0-0	0-0	0	0	0	0	0	0	0
* SOUTH FLORIDA	1/11/23		14:51	3-6	2-5	0-0	0-0	0	3	0	1	0	0	8
* at Tulane	1/17/23		13:15	1-2	1-2	3-3	0-1	1	3	1	2	0	2	6
* TEMPLE	1/22/23		11:56	1-2	1-2	0-0	1-0	1	2	0	1	0	0	3
* at UCF	1/25/23		23:38	5-7	4-6	4-4	0-3	3	3	0	0	1	0	18
* CINCINNATI	1/28/23		23:51	1-5	1-5	2-3	0-2	2	1	1	1	0	0	5
* at Wichita State	2/2/23		6:22	0-2	0-2	0-0	0-1	1	2	0	0	0	0	0
* at Temple	2/5/23		19:33	2-4	1-3	1-2	1-2	3	2	0	0	0	0	6
* at SMU	2/16/23		22:33	2-8	2-6	1-2	3-2	5	3	2	1	1	0	7
* MEMPHIS	2/19/23		15:49	1-7	0-4	0-0	0-0	0	3	1	0	0	2	2
* TULANE	2/22/23		17:18	1-8	1-6	2-2	3-2	5	2	2	1	0	1	5
* at East Carolina	2/25/23		17:29	0-2	0-1	0-0	1-1	2	3	1	1	0	1	0
* WICHITA STATE	3/2/23		10:15	1-3	1-3	4-4	1-1	2	3	1	1	0	0	7
* at Memphis	3/5/23		14:16	2-4	1-3	0-0	0-0	0	2	0	1	0	0	5
vs. (9) East Carolina	3/10/23		18:09	1-6	1-4	1-2	0-2	2	4	0	0	0	1	4
vs. (4) Cincinnati	3/11/23		22:42	1-5	0-2	0-0	0-3	3	4	0	0	0	0	2
vs. (2) Memphis	3/12/23		12:37	1-5	1-5	0-0	2-0	2	2	0	0	0	0	3
vs. (16) Northern Kentucky	3/16/23		22:43	3-4	2-3	2-2	0-1	1	3	1	0	0	0	10
vs. (9) Auburn	3/18/23		12:54	1-4	1-3	4-5	0-4	4	2	0	0	0	1	7
vs. #16/15 (5) Miami (Fla.)	3/24/23		17:30	3-8	2-6	0-0	0-2	2	3	0	0	0	0	8

## SHARP's 2021-22 GAME-by-GAME (0-0 • 0-0 American)

Opponent	Date	GS	Min	FG-A	3FG-A	FT-A	Off-Def	Tot	PF	A	TO	Blk	Stl	Pts
Sat out as a redshirt														





## #11 JOSEPH TUGLER

### Forward

**6-8 • 230 • Sophomore-1L**

**Monroe, La. (Cypress Falls HS)**

**Undeclared Major**

 joseph\_tugler  joseph\_tugler

### CAREER HIGHS

#### Points

17, vs. Hofstra (11/22/24)

#### Field Goals Made

6, vs. Hofstra (11/22/24)

#### Field Goal Attempts

9, at rv/rv West Virginia (1/29/25)

9, at Kansas State (1/11/25)

#### 3-Point Field Goals Made

2, vs. Hofstra (11/22/24)

#### 3-Point Field Goal Attempts

2, vs. #9/9 Alabama (11/26/24)

2, vs. Hofstra (11/22/24)

#### Free Throws Made

6, vs. #11/11 Auburn (11/9/24)

#### Free Throw Attempts

8, vs. #11/11 Auburn (11/9/24)

#### Rebounds

10, at Colorado (2/8/25)

10, at Kansas State (1/11/25)

#### Offensive Rebounds

6, at Colorado (2/8/25)

#### Defensive Rebounds

6, vs. Butler (12/7/24)

6, vs. #9/9 Alabama (11/26/24)

#### Assists

4, vs. Hofstra (11/22/24)

#### Steals

4, vs. Utah (1/22/25)

4, vs. Rice (12/6/23)

#### Blocked Shots

8, vs. #9/9 Alabama (11/26/24)

#### Minutes Played

35:37, at #12/11 Kansas (1/25/25)

### HONORS

- 2024-25 Big 12 Conference Defensive Player of the Year
- 2024-25 All-Big 12 Conference Third Team
- 2024-25 Big 12 Conference All-Defensive Team

### SOPHOMORE (2024-25)

Grabbed nine rebounds, including a game-high eight offensive boards, and added two blocks and a pair of steals in charity exhibition win vs. #13/15 Texas A&M (10/27)... Tied for team lead with five points and led Cougars with three blocked shots in season-opening win vs. Jackson State inside Fertitta Center... Added five points against the Tigers (11/4)... Scored 10 points, tied for lead with seven rebounds and blocked two shots against #11/11 Auburn in Mattress Firm Battleground 2k24 inside Toyota Center (11/9)... Led all players with four offensive rebounds in home win over Louisiana (11/13)... Led the Cougars with 17 points on 6-of-6 shooting from the field and grabbed four rebounds with four assists in home win over Hofstra... Also drained a pair of 3-pointers and blocked a shot against the Pride (11/22)... Blocked a game-high eight shots and added eight rebounds with two points and a pair of assists

against #9/9 Alabama during first day of Players Era Festival inside MGM Grand Garden Arena in Las Vegas (11/26)... Became only sixth Cougar in school history to block 8+ shots in a game... Grabbed nine rebounds, including five offensive boards, and added two points and three assists against San Diego State during Players Era Festival Third-Place Game (11/30)... Scored 13 points on 5-of-6 shooting from the field and grabbed three rebounds with three blocks, two steals and an assist in home win over Toledo (12/18)... Grabbed seven rebounds and tied for team lead with four blocks in home win over Texas A&M-Corpus Christi (12/21)... Tied for team lead with six rebounds, including four offensive boards, and added three points with two assists, three blocks and a steal in home win over TCU (1/6)... Posted first double-double of career with 13 points and 10 rebounds in road win at Kansas State... Added two assists and a pair of blocked shots against the Wildcats (1/11)... Led all players with four offensive rebounds and two blocks in home win over rv/#25 West Virginia (1/15)... Led all players with five blocked shots and grabbed seven rebounds in road win at #12/11 Kansas (1/25)... Led all players with seven rebounds and scored 12 points in road win at rv/rv West Virginia (1/29)... Led all players with eight rebounds, including five offensive boards, against #22/19 Texas Tech (2/1)... Scored seven points with nine rebounds, three assists, a steal and two blocked shots in home win over Oklahoma State (2/4)... Led all players with 10 rebounds, including six offensive boards, in road win at Colorado (2/8)... Scored six points and led all players with eight rebounds, including five offensive boards, in home win over rv/rv Baylor (2/10)... Led Cougars with seven rebounds and tied for team lead with two blocks in Senior Night home win over Kansas (3/3). **Phillips 66 Big 12 Championship:** Scored 10 points and grabbed a game-high nine rebounds with three blocked shots in Quarterfinal win over (16) Colorado (3/13).

### 2024-25 GAME-by-GAME STATISTICS (27-4 • 19-1 Big 12)

Date	Opponent	GS	Min	FG-A	3FG-FGA	FT-FTA	OR-DR	Tot	PF	A	TO	Blk	Stl	Pts
11/4/24	JACKSON STATE	*	25:27	2-4	1-1	0-0	3-4	7	2	1	1	3	1	5
11/9/24	vs. #11/11 Auburn		31:07	2-4	0-1	6-8	4-3	7	4	0	0	2	2	10
11/13/24	LOUISIANA		17:13	1-3	0-0	0-4	4-1	5	3	0	1	1	1	2
11/22/24	rv/- HOFSTRA		16:48	6-6	2-2	3-5	3-1	4	1	4	0	1	0	17
11/26/24	vs. #9/9 Alabama		30:58	1-5	0-2	0-1	2-6	8	4	2	2	8	1	2
11/27/24	vs. Notre Dame		10:54	3-5	0-0	0-2	0-3	3	4	1	1	0	1	6
11/30/24	vs. San Diego State		27:50	1-6	0-0	0-0	5-4	9	2	3	2	0	0	2
12/7/24	BUTLER	*	18:59	3-4	0-0	0-0	2-6	8	3	0	2	2	0	6
12/10/24	TROY	*	14:08	1-3	0-0	0-0	4-2	6	4	0	0	3	0	2
12/18/24	TOLEDO	*	16:10	5-6	0-0	3-3	2-1	3	3	1	2	3	2	13
12/21/24	TEXAS A&M-CORPUS CHRISTI	*	23:19	2-5	0-1	1-2	3-4	7	2	0	1	4	2	5
12/30/24	* at Oklahoma State	*	19:19	2-6	0-0	0-0	1-1	2	5	2	1	3	0	4
1/4/25	* BYU	*	18:27	1-1	0-0	3-4	3-2	5	5	0	3	2	0	5
1/6/25	* TCU	*	23:32	1-3	0-0	1-2	4-2	6	2	2	2	3	1	3
1/11/25	* at Kansas State	*	25:31	5-9	0-1	3-6	5-5	10	3	2	1	2	0	13
1/15/25	* rv/#25 WEST VIRGINIA	*	19:56	0-1	0-0	0-0	4-1	5	4	0	0	2	2	0
1/18/25	* at UCF	*	12:23	1-2	0-0	0-0	0-2	2	3	0	1	1	0	2
1/21/25	* UTAH	*	13:20	2-3	0-0	0-0	0-2	2	5	0	0	2	4	4
1/25/25	* at #12/11 Kansas	*	35:37	4-4	0-0	1-2	2-5	7	2	0	1	5	0	9
1/29/25	* at rv/rv West Virginia	*	27:34	5-9	0-1	2-2	3-4	7	4	0	1	1	0	12
2/1/25	* #22/19 TEXAS TECH	*	24:18	2-5	0-0	1-4	5-3	8	4	1	0	1	1	5
2/4/25	* OKLAHOMA STATE	*	24:58	2-6	0-0	3-4	4-5	9	3	3	3	2	1	7
2/8/25	* at Colorado	*	28:24	0-2	0-0	0-0	6-4	10	3	0	0	0	0	0
2/10/25	* rv/rv BAYLOR	*	27:23	3-4	0-0	0-0	5-3	8	1	1	0	1	0	6
2/15/25	* at #13/13 Arizona	*	21:38	4-7	0-0	0-0	1-4	5	4	0	0	1	1	8
2/18/25	* at Arizona State	*	7:41	2-3	0-0	0-0	0-1	1	5	0	2	1	0	4
2/22/25	* #8/8 IOWA STATE	*	19:45	1-3	0-0	0-0	1-1	2	4	0	2	1	2	2
2/24/25	* at #10/10 Texas Tech	*	20:47	4-5	0-0	0-1	0-3	3	5	2	1	1	1	8
3/1/25	* CINCINNATI	*	18:54	2-2	0-0	2-3	1-4	5	1	3	0	2	1	6
3/3/25	* KANSAS	*	27:16	2-5	0-1	1-2	3-4	7	1	0	2	2	2	5
3/8/25	* at Baylor	*	28:25	1-3	0-0	0-0	1-3	4	2	1	0	2	1	2
3/13/25	vs. (16) Colorado	*	28:19	4-6	0-0	2-4	4-5	9	2	1	0	3	1	10
3/13/25	vs. #17/18 (4) BYU		---	---	---	---	---	---	---	---	---	---	---	---

### CAREER STATISTICS

Year	W-L	GP-GS	MP	FG-FGA	Pct	3P-A	Pct	FT-FTA	Pct	Off-Def	Reb - Avg	PF-DQ	Ast	TO	Blk	Stl	Pts - Avg
2023-24	25-3	28-1	448	43-78	.551	0-2	.000	19-41	.463	53-62	115 - 4.1	85-2	8	13	30	26	105 - 3.8
2024-25	28-4	32-25	706	75-140	.536	3-10	.300	32-59	.542	85-99	184 - 5.8	100-5	30	32	65	28	185 - 5.8
Totals	53-7	60-26	1,155	118-218	.541	3-12	.250	51-100	.510	138-161	299 - 5.0	185-7	38	45	95	54	290 - 4.8

2 NCAA National Championship Game Appearances • 6 NCAA Final Four Appearances • 25 NCAA Tournaments • 21 Conference Championships • 2 NBA Draft No. 1 Overall Picks • 12 NBA Draft First-Round Selections

**TUGLER'S 2022-23 GAME-BY-GAME (25-3 • 12-3 Big 12)**

Opponent	Date	GS	Min	FG-A	3FG-A	FT-A	Off-Def	Tot	PF	A	TO	Blk	Stl	Pts
<b>ULM</b>	<b>11/6/23</b>		<b>12:25</b>	<b>1-2</b>	<b>0-0</b>	<b>0-0</b>	<b>4-2</b>	<b>6</b>	<b>3</b>	<b>1</b>	<b>1</b>	<b>1</b>	<b>0</b>	<b>2</b>
<b>TEXAS A&amp;M-CORPUS CHRISTI</b>	<b>11/11/23</b>		<b>20:56</b>	<b>1-3</b>	<b>0-1</b>	<b>0-0</b>	<b>1-2</b>	<b>3</b>	<b>4</b>	<b>1</b>	<b>0</b>	<b>3</b>	<b>0</b>	<b>2</b>
<b>STETSON</b>	<b>11/13/23</b>		<b>15:38</b>	<b>1-2</b>	<b>0-0</b>	<b>0-0</b>	<b>1-3</b>	<b>4</b>	<b>2</b>	<b>1</b>	<b>0</b>	<b>1</b>	<b>2</b>	<b>2</b>
vs. Towson	11/16/23		16:01	0-1	0-0	0-0	2-1	3	4	0	0	0	0	0
vs. Utah	11/17/23		10:01	1-1	0-0	2-6	1-0	1	3	0	0	0	1	4
vs. Dayton	11/19/23		11:11	1-1	0-0	1-2	0-1	1	3	0	0	1	0	3
<b>MONTANA</b>	<b>11/24/23</b>		<b>17:12</b>	<b>1-2</b>	<b>0-0</b>	<b>1-2</b>	<b>0-2</b>	<b>2</b>	<b>2</b>	<b>0</b>	<b>0</b>	<b>2</b>	<b>1</b>	<b>3</b>
at Xavier	12/1/23		12:39	3-4	0-0	0-0	3-3	6	5	0	1	2	1	6
<b>RICE</b>	<b>12/6/23</b>		<b>13:47</b>	<b>3-3</b>	<b>0-0</b>	<b>1-2</b>	<b>2-0</b>	<b>2</b>	<b>3</b>	<b>0</b>	<b>3</b>	<b>1</b>	<b>4</b>	<b>7</b>
<b>JACKSON STATE</b>	<b>12/9/23</b>		<b>23:01</b>	<b>0-0</b>	<b>0-0</b>	<b>1-2</b>	<b>5-4</b>	<b>9</b>	<b>3</b>	<b>0</b>	<b>0</b>	<b>1</b>	<b>3</b>	<b>1</b>
vs. rv/rv Texas A&M	12/16/23		21:25	2-4	0-0	0-0	3-2	5	3	1	0	3	0	4
<b>TEXAS STATE</b>	<b>12/21/23</b>		<b>19:15</b>	<b>2-5</b>	<b>0-0</b>	<b>0-0</b>	<b>3-1</b>	<b>4</b>	<b>2</b>	<b>0</b>	<b>0</b>	<b>2</b>	<b>1</b>	<b>4</b>
<b>PENN</b>	<b>12/30/23</b>	*	<b>21:08</b>	<b>5-7</b>	<b>0-0</b>	<b>3-6</b>	<b>3-4</b>	<b>7</b>	<b>3</b>	<b>1</b>	<b>0</b>	<b>2</b>	<b>2</b>	<b>13</b>
<b>* WEST VIRGINIA</b>	<b>1/6/24</b>		<b>17:47</b>	<b>2-4</b>	<b>0-0</b>	<b>2-2</b>	<b>1-4</b>	<b>5</b>	<b>4</b>	<b>0</b>	<b>1</b>	<b>0</b>	<b>2</b>	<b>6</b>
* at rv/rv Iowa State	1/9/24		17:03	1-1	0-0	1-2	1-4	5	5	0	1	0	0	3
* at rv/rv TCU	1/13/24		11:06	2-3	0-0	0-0	1-2	3	4	0	0	0	0	4
<b>* #25/25 TEXAS TECH</b>	<b>1/17/24</b>		<b>12:40</b>	<b>1-2</b>	<b>0-0</b>	<b>0-0</b>	<b>0-5</b>	<b>5</b>	<b>4</b>	<b>0</b>	<b>1</b>	<b>0</b>	<b>1</b>	<b>2</b>
<b>* UCF</b>	<b>1/20/24</b>		<b>14:42</b>	<b>0-1</b>	<b>0-0</b>	<b>0-1</b>	<b>4-1</b>	<b>5</b>	<b>3</b>	<b>1</b>	<b>0</b>	<b>2</b>	<b>1</b>	<b>0</b>
* at #21/19 BYU	1/23/24		10:58	1-3	0-0	1-4	1-3	4	2	0	1	1	1	3
<b>* rv/rv KANSAS STATE</b>	<b>1/27/24</b>		<b>16:00</b>	<b>2-2</b>	<b>0-0</b>	<b>3-6</b>	<b>0-3</b>	<b>3</b>	<b>4</b>	<b>0</b>	<b>0</b>	<b>1</b>	<b>1</b>	<b>7</b>
* at rv/rv Texas	1/29/24		19:22	2-4	0-0	0-0	4-1	5	3	0	0	2	0	4
* at #8/9 Kansas	2/3/24		33:47	3-7	0-0	2-2	5-3	8	3	0	2	1	2	8
<b>* OKLAHOMA STATE</b>	<b>2/6/24</b>		<b>13:33</b>	<b>1-4</b>	<b>0-0</b>	<b>0-0</b>	<b>3-3</b>	<b>6</b>	<b>4</b>	<b>0</b>	<b>0</b>	<b>1</b>	<b>1</b>	<b>2</b>
* at Cincinnati	2/10/24		19:36	2-3	0-0	1-2	1-2	3	3	2	0	2	0	5
<b>* rv/- TEXAS</b>	<b>2/17/24</b>		<b>13:31</b>	<b>1-1</b>	<b>0-0</b>	<b>0-2</b>	<b>1-2</b>	<b>3</b>	<b>3</b>	<b>0</b>	<b>1</b>	<b>1</b>	<b>1</b>	<b>2</b>
<b>* #6/6 IOWA STATE</b>	<b>2/19/24</b>		<b>11:20</b>	<b>0-3</b>	<b>0-1</b>	<b>0-0</b>	<b>0-2</b>	<b>2</b>	<b>1</b>	<b>0</b>	<b>1</b>	<b>0</b>	<b>1</b>	<b>0</b>
* at #11/11 Baylor	2/24/24		12:39	3-3	0-0	0-0	1-2	3	1	0	0	0	0	6
<b>* CINCINNATI</b>	<b>2/27/24</b>		<b>9:38</b>	<b>1-2</b>	<b>0-0</b>	<b>0-0</b>	<b>2-0</b>	<b>2</b>	<b>1</b>	<b>0</b>	<b>0</b>	<b>0</b>	<b>0</b>	<b>2</b>

Sat out for the remainder of the season with a foot injury



## #7 MIŁOS UZAN

Guard

6-4 • 190 • Junior-TR

Las Vegas, Nev. (Oklahoma/Desert Pines HS)

Integrated Studies

    lossyuzan

### CAREER HIGHS

#### Points

22, at #10/10 Texas Tech (2/24/25)  
20, at #11/11 Kansas State (3/1/23)

#### Field Goals Made

8, at #10/10 Texas Tech (2/24/25)  
8, at #13/13 Arizona (2/15/25)  
8, vs. Providence (12/5/23)

#### Field Goal Attempts

15, at #10/10 Texas Tech (2/24/25)  
16, at #11/11 Kansas State (3/1/23)

#### 3-Point Field Goals Made

3, done four times; Most recently  
at #10/10 Texas Tech (2/24/25)  
3, done four times; Most recently  
vs. Arkansas-Pine Bluff (11/30/23)

#### 3-Point Field Goal Attempts

6, done four times; Most recently  
at Baylor (3/8/25)  
7, at Oklahoma State (2/24/24)  
7, at Kansas State (3/1/23)

#### Free Throws Made

3, done four times; Most recently  
at #10/10 Texas Tech (2/24/25)  
3, vs. Kansas (2/17/24)  
3, vs. TCU (3/4/23)  
3, at Kansas State (3/1/23)

#### Free Throw Attempts

5, at Colorado (2/8/25)  
5, at #12/11 Kansas (1/25/25)  
4, vs. Kansas (2/17/24)  
4, vs. TCU (3/4/23)

#### Rebounds

9, at #12/11 Kansas (1/25/25)  
12, vs. Providence (12/5/23)

#### Offensive Rebounds

2, vs. Providence (12/5/23)  
2, vs. Iowa State (1/4/23)

#### Defensive Rebounds

9, at #12/11 Kansas (1/25/25)  
10, vs. Providence (12/5/23)

#### Assists

10, vs. Jackson State (11/4/24)  
10, at TCU (1/10/24)

#### Steals

4, vs. Jackson State (11/4/24)  
4, vs. Texas (1/23/24)  
4, vs. Providence (12/5/23)

#### Blocked Shots

1, done three times; Most recently  
at UCF (1/18/25)  
2, at Iowa State (2/28/24)  
2, vs. Arkansas-Pine Bluff (11/30/23)  
2, vs. Nebraska (11/24/22)

#### Minutes Played

41:20, at #12/11 Kansas (1/25/25)  
40:21, at Oklahoma State (2/24/24)

*indicates accomplished at Oklahoma*

### HONORS

- 2024-25 All-Big 12 Conference Second Team
- USBWA Oscar Robertson National Player of the Week (Jan. 27, 2025)
- Big 12 Conference Player of the Week (Jan. 27, 2025)

### JUNIOR (2024-25)

Scored five points with four rebounds, two assists and a steal in charity exhibition win vs. #13/15 Texas A&M (10/27)... Flirted with a triple-double in his Houston regular-season debut vs. Jackson State inside Fertitta Center... Led all players with 10 assists and four steals, tied for game-high honors with seven rebounds and added eight points on 3-of-6 shooting against the Tigers (11/4)... Posted 10 points with two rebounds and a game-high four assists against #11/11 Auburn in Mattress Firm Battleground 2k24 inside Toyota Center (11/9)... Totaled 13 points on 5-of-9 shooting and led all players with five assists in home win over Louisiana (11/13)... Topped all players with six assists and added four points and five rebounds in home win over Hofstra (11/22)... Scored 10 points and dished out a game-high nine assists with three rebounds and only one turnover against Notre Dame during second day of Players Era Festival inside MGM Grand Garden Arena in Las Vegas (11/27)... Scored 13 points and added three assists with two rebounds and a pair of steals against Butler during Big 12-Big East Challenge (12/7)... Dished out five assists without a turnover in home win over Troy (12/10)... Posted 10 points with five rebounds and four assists in home win over Toledo

(12/18)... Finished with 12 points on 4-of-5 shooting and dished out six assists in home win over Texas A&M-Corpus Christi (12/21)... Totaled 12 points with six rebounds, four assists and two steals in road win at Oklahoma State (12/30)... Scored seven points and dished out a game-high eight assists with no turnovers in home win over BYU (1/4)... Posted nine points with three rebounds, three assists and three steals in home win over TCU (1/6)... Dished out four assists with no turnovers and led all players with seven rebounds to go with a pair of steals in home win over rv/#25 West Virginia (1/15)... Handed out a game-high five assists with eight points, three rebounds, a block and no turnovers in road win at UCF (1/18)... Led all players with 14 points on 6-of-9 shooting and dished out a team-high five assists in home win over Utah (1/22)... Nearly posted a triple-double in road win at #12/11 Kansas... Finished with 17 points, tied for team-lead with nine rebounds and led Cougars with nine assists against the Jayhawks... Tipped Kansas inbound pass leading to Mylik Wilson game-tying 3-pointer with six seconds remaining in first overtime (1/25)... Honored as Big 12 Conference Player of the Week for Jan. 27 following those games... Posted 17 points on 6-of-10 shooting and dished out five assists with two rebounds and no turnovers in home win over Oklahoma State (2/4)... Finished with 12 points, five rebounds, six assists, a steal and no turnovers in road win at Colorado (2/8)... Led all players with six assists and no turnovers in more than 34 minutes and scored 12 points with two rebounds in home win over rv/rv Baylor (2/10)... Posted a game-high 19 points on 8-of-12 shooting and dished out five turnovers with two steals and no turnovers in more than 38 minutes in road win at #13/13 Arizona (2/15)... Posted 19 points on 7-of-10 shooting and grabbed four rebounds in home win over #8/8 Iowa State (2/22)... Scored career-high 22 points on 8-of-15 shooting with three 3-pointers and grabbed two rebounds with two assists and a pair of steals in road win at #10/10 Texas Tech... Buried a key 3-pointer with the shot clock winding down to give Houston a 6-point lead with 45 seconds left (2/24)... Scored 12 points with two rebounds and a team-high three assists in road win at Baylor (3/8). **Phillips 66 Big 12 Championship:** Finished with 14 points and grabbed two rebounds in Quarterfinal win over (16) Colorado (3/13).

### 2024-25 GAME-by-GAME STATISTICS (28-4 • 19-1 Big 12)

Date	Opponent	GS	Min	FG-A	3FG-FGA	FT-FTA	OR-DR	Tot	PF	A	TO	Blk	Stl	Pts
11/4/24	JACKSON STATE	*	25:38	3-6	2-4	0-0	0-7	7	1	10	2	1	4	8
11/9/24	vs. #11/11 Auburn	*	31:27	5-10	0-1	0-0	1-1	2	5	4	3	0	0	10
11/13/24	LOUISIANA	*	21:12	5-9	2-3	1-1	0-4	4	0	5	0	0	2	13
11/22/24	rv/- HOFSTRA	*	21:32	1-5	0-2	2-2	1-4	5	0	6	2	0	0	4
11/26/24	vs. #9/9 Alabama	*	11:51	2-5	1-1	0-0	1-0	1	5	1	2	0	0	5
11/27/24	vs. Notre Dame	*	37:26	4-11	2-5	0-0	0-3	3	0	9	1	0	1	10
11/30/24	vs. San Diego State	*	36:00	4-9	2-3	0-0	0-2	2	5	3	3	0	0	10
12/7/24	BUTLER	*	24:46	6-11	1-3	0-0	1-1	2	4	3	1	0	2	13
12/10/24	TROY	*	20:57	1-7	0-2	0-1	1-0	1	1	5	0	0	0	2
12/18/24	TOLEDO	*	26:45	3-13	1-7	3-4	0-5	5	1	4	1	1	1	10
12/21/24	TEXAS A&M-CORPUS CHRISTI	*	25:14	4-5	2-2	2-2	0-2	2	0	6	1	0	0	12
12/30/24	* at Oklahoma State	*	35:53	5-10	2-6	0-0	1-5	6	3	4	1	0	2	12
1/4/25	* BYU	*	31:04	2-9	2-6	1-2	0-2	2	0	8	0	0	2	7
1/6/25	* TCU	*	30:04	4-6	1-3	0-0	0-3	3	2	3	2	0	3	9
1/11/25	* at Kansas State	*	28:29	4-6	0-0	0-0	1-2	3	2	2	1	0	0	8
1/15/25	* rv/#25 WEST VIRGINIA	*	34:44	3-8	1-4	1-1	1-6	7	0	4	0	0	2	8
1/18/25	* at UCF	*	35:22	4-11	0-2	0-0	0-3	3	1	5	0	1	1	8
1/21/25	* UTAH	*	24:33	6-9	2-4	0-0	1-0	1	2	5	1	0	1	14
1/25/25	* at #12/11 Kansas	*	41:20	6-11	2-4	3-5	0-9	9	4	9	0	0	1	17
1/29/25	* at rv/rv West Virginia	*	37:33	4-10	2-4	0-0	0-0	0	4	2	2	0	1	10
2/1/25	* #22/19 TEXAS TECH	*	37:29	4-12	1-5	1-2	0-1	1	2	2	4	0	1	10
2/4/25	* OKLAHOMA STATE	*	35:54	6-10	3-4	2-2	0-2	2	3	5	0	0	0	17
2/8/25	* at Colorado	*	37:12	4-10	2-2	2-5	1-4	5	0	3	1	0	1	12
2/10/25	* rv/rv BAYLOR	*	34:10	4-9	1-5	3-4	0-2	2	2	6	0	0	2	12
2/15/25	* at #13/13 Arizona	*	38:06	8-12	1-1	2-2	0-2	2	1	1	1	0	3	19
2/18/25	* at Arizona State	*	34:06	3-9	3-6	0-0	0-3	3	3	5	1	0	0	9
2/22/25	* #8/8 IOWA STATE	*	36:14	7-10	3-5	2-2	0-4	4	2	1	4	0	1	19
2/24/25	* at #10/10 Texas Tech	*	34:57	8-15	3-4	3-4	1-1	2	2	2	3	0	2	22
3/1/25	* CINCINNATI	*	33:31	3-9	0-2	0-0	0-3	3	1	2	4	0	2	6
3/3/25	* KANSAS	*	22:58	4-10	2-4	0-0	0-0	0	3	2	1	0	0	10
3/8/25	* at Baylor	*	31:03	5-13	1-6	1-2	1-1	2	3	3	2	0	0	12
3/13/25	vs. (16) Colorado	*	27:51	5-8	2-3	2-2	0-2	2	2	1	3	0	0	14
3/14/25	vs. #17/18 (4) BYU	---	---	---	---	---	---	---	---	---	---	---	---	---

### CAREER STATISTICS

Year	W-L	GP-GS	MP	FG-FGA	Pct	3P-A	Pct	FT-FTA	Pct	Off-Def	Reb - Avg	PF-DQ	Ast	TO	Blk	Stl	Pts - Avg
2022-23 (OU)	15-17	32-24	909	94-200	.470	29-71	.408	26-34	.765	6-81	87 - 2.7	68-1	96	69	6	24	243 - 7.6
2023-24 (OU)	20-12	32-32	1,015	114-291	.392	34-115	.296	25-37	.676	8-101	109 - 3.4	51-1	139	65	9	38	287 - 9.0
2024-25	28-4	32-32	993	137-298	.460	47-113	.416	31-43	.721	12-84	96 - 3.0	64-3	138	46	3	34	352 - 11.0
UH Totals	28-4	32-32	993	137-298	.460	47-113	.416	31-43	.721	12-84	96 - 3.0	64-3	138	46	3	34	352 - 11.0
OU Totals	35-29	64-56	1,924	208-491	.424	63-186	.339	51-71	.718	14-182	196 - 3.1	119-2	235	134	15	62	530 - 8.3
Totals	63-33	96-88	2,923	345-789	.437	110-299	.368	82-114	.719	26-266	292 - 3.0	183-5	375	180	18	96	882 - 9.2



## UZAN's 2023-24 GAME-BY-GAME at OKLAHOMA (20-12 • 8-10 Big 12)

Opponent	Date	GS	Min	FG-A	3FG-A	FT-A	Off-Def	Tot	PF	A	TO	Blk	Stl	Pts
CENTRAL MICHIGAN	11/6/23	*	30:31	2-6	1-2	1-2	0-2	2	2	4	4	1	0	6
MISSISSIPPI VALLEY STATE	11/10/23	*	26:59	3-10	1-5	0-0	0-3	3	0	3	1	0	1	7
TEXAS STATE	11/14/23	*	24:10	3-6	1-3	1-2	0-4	4	0	5	2	0	1	8
UT RIO GRANDE VALLEY	11/17/23	*	29:03	3-15	0-5	2-2	0-2	2	3	2	4	0	3	8
vs. Iowa	11/23/23	*	32:17	2-7	0-3	0-0	0-5	5	3	9	0	0	0	4
vs. USC	11/24/23	*	30:50	4-11	2-5	0-0	0-4	4	0	4	1	0	1	10
ARKANSAS-PINE BLUFF	11/30/23	*	29:51	3-8	3-7	0-0	0-2	2	2	8	1	2	1	9
PROVIDENCE	12/5/23	*	34:05	8-12	0-0	1-1	2-10	12	1	0	1	1	4	17
vs. Arkansas	12/9/23	*	32:53	4-10	1-4	2-2	0-2	2	2	2	3	0	3	11
GREEN BAY	12/16/23	*	24:23	2-7	0-3	0-0	0-3	3	0	4	3	0	3	4
vs. #11/13 North Carolina	12/20/23	*	32:17	4-8	1-3	1-4	1-4	5	0	2	2	1	0	10
CENTRAL ARKANSAS	12/28/23	*	29:28	1-4	0-1	1-2	0-3	3	1	2	0	0	3	3
MONMOUTH	12/31/23	*	29:28	3-6	2-5	2-2	0-1	1	3	8	1	0	1	10
rv/rv IOWA STATE	1/6/24	*	31:05	5-9	2-5	0-0	0-4	4	1	5	3	0	0	12
* at rv/rv TCU	1/10/24	*	36:10	6-12	1-3	0-0	0-7	7	1	10	1	1	0	13
* at #3/3 Kansas	1/13/24	*	31:52	6-13	2-5	1-1	0-1	1	1	3	1	0	0	15
* WEST VIRGINIA	1/17/24	*	35:43	3-7	1-4	1-2	0-4	4	1	5	2	0	0	8
* at Cincinnati	1/20/24	*	29:10	1-6	0-1	0-0	1-3	4	4	3	2	0	1	2
* rv/rv TEXAS	1/23/24	*	29:45	4-12	1-3	0-0	0-1	1	2	4	1	0	4	9
* #20/21 TEXAS TECH	1/27/24	*	30:14	5-14	2-5	1-2	1-1	2	4	5	0	0	0	13
* at Kansas State	1/30/24	*	35:30	0-4	0-2	2-2	0-4	4	0	8	2	0	2	2
* at UCF	2/3/24	*	30:16	2-8	1-3	0-0	0-2	2	3	2	4	0	0	5
* #21/19 BYU	2/6/24	*	33:36	6-12	2-6	2-2	0-5	5	1	4	1	0	0	16
* OKLAHOMA STATE	2/10/24	*	33:41	3-5	1-2	1-2	0-4	4	0	6	3	0	0	8
* at #12/13 Baylor	2/13/24	*	30:43	4-8	1-4	0-0	0-2	2	3	4	5	0	0	9
* #6/7 KANSAS	2/17/24	*	35:40	3-12	2-4	3-4	0-5	5	1	4	1	0	2	11
* at Oklahoma State	2/24/24	*	40:21	6-15	1-7	1-1	0-2	2	1	2	2	0	1	14
* at #8/6 Iowa State	2/28/24	*	34:39	3-9	2-3	0-0	0-4	4	2	3	5	2	1	8
* #1/1 HOUSTON	3/2/24	*	34:52	3-6	0-1	0-0	1-2	3	1	4	0	1	1	6
* CINCINNATI	3/5/24	*	24:04	1-10	0-2	0-0	1-1	2	5	3	4	0	1	2
* at Texas	3/9/24	*	32:42	5-10	1-5	1-1	1-2	3	1	7	1	0	1	12
vs. TCU	3/13/24	*	37:43	6-9	2-4	1-3	0-2	2	2	4	4	0	3	15

## UZAN's 2022-23 GAME-BY-GAME at OKLAHOMA (15-17 • 5-13 Big 12)

Opponent	Date	GS	Min	FG-A	3FG-A	FT-A	Off-Def	Tot	PF	A	TO	Blk	Stl	Pts
SAM HOUSTON	11/7/22		19:51	1-1	0-0	2-2	0-0	0	3	1	4	1	1	4
ARKANSAS-PINE BLUFF	11/11/22		28:29	4-5	1-1	2-2	0-2	2	2	2	3	0	3	11
UNCW	11/15/22		17:51	1-1	0-0	0-0	0-1	1	3	5	0	0	0	2
SOUTH ALABAMA	11/18/22		15:00	1-1	1-1	0-0	0-0	0	1	0	0	0	0	3
vs. Nebraska	11/24/22		14:23	1-3	0-0	0-0	0-0	0	1	0	0	2	0	2
vs. Seton Hall	11/25/22		21:40	1-4	0-1	2-2	1-0	1	1	5	0	0	2	4
vs. Mississippi	11/27/22		18:20	1-2	0-0	0-0	0-3	3	0	1	1	1	1	2
at Villanova	12/3/22		15:57	0-1	0-1	0-0	0-1	1	1	2	0	0	0	0
KANSAS CITY	12/6/22	*	28:31	5-6	1-2	0-0	0-1	1	0	5	3	0	2	11
vs. #9/8 Arkansas	12/10/22	*	34:11	7-11	1-2	0-1	0-2	2	4	5	1	0	0	15
CENTRAL ARKANSAS	12/17/22	*	25:27	0-4	0-1	0-0	0-4	4	1	9	2	0	0	0
vs. Florida	12/20/22	*	33:18	3-7	0-1	0-0	0-9	9	1	5	3	0	1	6
* #6/6 TEXAS	12/31/22	*	32:14	2-4	1-2	0-0	0-2	2	2	5	3	0	0	5
* #25/25 IOWA STATE	1/4/23	*	31:48	2-6	0-2	0-0	2-2	4	0	4	4	0	2	4
* at --/rv Texas Tech	1/7/23	*	36:32	7-10	2-2	2-2	0-3	3	3	3	4	0	1	18
* at #2/2 Kansas	1/10/23	*	35:05	4-8	1-3	2-2	0-5	5	5	1	1	0	0	11
* WEST VIRGINIA	1/14/23	*	38:02	5-7	1-3	0-2	0-9	9	4	5	4	1	1	11
* at Oklahoma State	1/18/23	*	32:15	4-7	0-0	0-0	0-4	4	2	1	4	0	1	8
* #21/22 BAYLOR	1/21/23	*	27:59	2-5	1-3	0-0	1-1	2	2	4	2	0	1	5
* at #11/11 TCU	1/24/23	*	25:47	1-10	0-3	0-0	0-1	1	2	3	4	0	0	2
* #2/2 ALABAMA	1/28/23	*	34:52	1-1	1-1	2-2	0-2	2	1	3	1	0	0	5
* OKLAHOMA STATE	2/1/23	*	27:36	4-10	1-5	2-2	0-4	4	3	1	1	0	0	11
* at rv -- West Virginia	2/4/23	*	23:36	1-8	0-3	0-0	0-3	3	3	2	3	0	0	2
* at #14/12 Baylor	2/8/23	*	29:33	4-11	3-6	0-1	0-3	3	2	0	3	0	1	11
* #9/8 KANSAS	2/11/23	*	30:43	3-8	0-2	0-0	1-1	2	4	0	5	0	3	6
* #12/14 KANSAS STATE	2/14/23	*	26:57	5-8	3-5	0-0	0-1	1	4	2	1	0	0	13
* at #6/5 Texas	2/18/23	*	39:54	6-11	1-3	2-3	0-2	2	3	4	3	0	2	15
* TEXAS TECH	2/21/23	*	36:06	3-7	2-4	2-2	0-2	2	2	1	2	0	2	10
* at #23/21 Iowa State	2/25/23	*	34:30	2-6	2-3	1-2	0-1	1	1	7	3	0	0	7
* at #11/11 Kansas State	3/1/23	*	33:41	7-16	3-5	3-3	0-3	3	4	5	0	0	0	20
* #22/22 TCU	3/4/23	*	33:04	4-6	1-3	3-4	0-6	6	0	2	2	0	0	12
vs. Oklahoma State	3/8/23	*	32:57	2-5	2-3	1-2	1-3	4	3	3	2	1	0	7



## #3 RAMON WALKER Jr.

Guard

6-5 • 215 • Senior-3L

Pearland, Texas (Shadow Creek HS)

Health

📷ramonwalkerjr X ramonwalker04

### CAREER HIGHS

#### Points

13, at Temple (1/2/22)

#### Field Goals Made

4, done five times; Most recently vs. Jackson State (11/4/24)

#### Field Goal Attempts

10, at Temple (1/2/22)

#### 3-Point Field Goals Made

3, done three times; Most recently vs. Tulane (3/12/22)

#### 3-Point Field Goal Attempts

6, vs. Tulane (2/2/22)  
6, at Temple (1/2/22)

#### Free Throws Made

4, vs. UCF (1/20/24)

#### Free Throw Attempts

6, vs. Jackson State (12/9/23)

#### Rebounds

7, vs. Texas A&M-Corpus Christi (11/11/23)  
7, vs. ULM (11/6/23)  
7, vs. rv/rv SMU (2/27/22)

#### Offensive Rebounds

4, vs. ULM (11/6/23)

#### Defensive Rebounds

6, at Tulsa (1/15/22)

#### Assists

2, done six times; Most recently vs. UCF (1/20/24)

#### Steals

2, vs. Louisiana (11/13/24)  
2, vs. Penn (12/30/23)  
2, vs. Oklahoma State (12/18/21)

#### Blocked Shots

1, vs. Cincinnati (3/1/22)  
1, at Wichita State (2/20/22)

#### Minutes Played

37:01, at Temple (1/2/22)

### SENIOR (2024-25)

Posted seven points with two assists and two steals in charity exhibition win vs. #13/15 Texas A&M (10/27)... Made regular-season debut in win over Jackson State inside Fertitta Center... Finished with 10 points on 4-of-6 shooting and grabbed four rebounds against the Tigers (11/4)... Snared five rebounds and added a pair of steals in home win over Louisiana (11/13)... Underwent right hand surgery in late December following a collision in practice.

### 2024-25 GAME-by-GAME STATISTICS (6-2 • 0-0 Big 12)

Date	Opponent	GS	Min	FG-A	3FG-FGA	FT-FTA	OR-DR	Tot	PF	A	TO	Blk	Stl	Pts
11/4/24	JACKSON STATE		18:34	4-6	1-2	1-1	0-4	4	0	0	0	0	0	10
11/9/24	vs. #11/11 Auburn		1:57	0-0	0-0	0-0	0-0	0	1	0	0	0	0	0
11/13/24	LOUISIANA		16:26	1-2	0-1	0-0	2-3	5	0	0	0	0	2	2
11/22/24	rv/- HOFSTRA		14:35	1-2	1-1	0-0	0-3	3	1	0	1	1	0	3
11/26/24	vs. #9/9 Alabama		7:08	0-0	0-0	0-0	2-1	3	1	0	0	0	0	0
11/27/24	vs. Notre Dame		4:35	0-0	0-0	0-0	0-0	0	0	0	0	0	0	0
11/30/24	vs. San Diego State		DNP	Coach's Decision										
12/7/24	BUTLER		18:12	0-0	0-0	0-0	2-1	3	2	0	0	0	0	2
12/10/24	TROY		10:56	0-2	0-0	1-2	0-1	1	0	0	0	1	0	1
12/18/24	TOLEDO		DNP	Injury										
12/21/24	TEXAS A&M-CORPUS CHRISTI		DNP	Injury										
12/30/24	* at Oklahoma State		DNP	Injury										
1/4/25	* BYU		DNP	Injury										
1/6/25	* TCU		DNP	Injury										
1/11/25	* at Kansas State		DNP	Injury										
1/15/25	* rv/#25 WEST VIRGINIA		DNP	Injury										
1/18/25	* at UCF		DNP	Injury										
1/21/25	* UTAH		DNP	Injury										
1/25/25	* at #12/11 Kansas		DNP	Injury										
1/29/25	* at rv/rv West Virginia		DNP	Injury										
2/1/25	* #22/19 TEXAS TECH		DNP	Injury										
2/4/25	* OKLAHOMA STATE		DNP	Injury										
2/8/25	* at Colorado		DNP	Injury										
2/10/25	* rv/rv BAYLOR		DNP	Injury										
2/15/25	* at #13/13 Arizona		DNP	Injury										
2/18/25	* at Arizona State		DNP	Injury										
2/22/25	* #8/8 IOWA STATE		DNP	Injury										
2/24/25	* at #10/10 Texas Tech		DNP	Injury										
3/1/25	* CINCINNATI		DNP	Injury										
3/3/25	* KANSAS		DNP	Injury										
3/8/25	* at Baylor		DNP	Injury										
3/13/25	vs (16) Colorado		DNP	Injury										
3/14/25	vs. #17/18 (4) BYU		--	--	--	--	--	--	--	--	--	--	--	--

### CAREER STATISTICS

Year	W-L	GP-GS	MP	FG-FGA	Pct	3P-A	Pct	FT-FTA	Pct	Off-Def	Reb - Avg	PF-DQ	Ast	TO	Blk	Stl	Pts - Avg
2021-22	24-4	28-2	517	28-82	.341	17-62	.274	16-19	.842	22-53	75 - 2.7	46-0	14	15	3	10	89 - 3.2
2022-23	9-1	10-0	151	10-28	.357	4-15	.267	5-7	.714	7-18	25 - 2.5	16-1	4	6	0	2	29 - 2.9
2023-24	23-4	27-0	297	14-41	.341	7-23	.304	18-28	.643	29-49	78 - 2.9	30-0	9	8	0	9	53 - 2.0
2024-25	6-2	8-0	92	6-12	.500	2-4	.500	2-3	.667	6-13	19 - 2.4	5-0	0	1	2	2	16 - 2.0
Totals	62-11	73-2	1,057	58-163	.356	30-104	.288	41-57	.719	64-133	197 - 2.7	97-1	27	30	5	23	187 - 2.6

### WALKER Jr.'s 2023-24 GAME-BY-GAME (23-4 • 10-3 American)

Opponent	GS	Min	FG-A	3FG-A	FT-A	O-D-T	PF	A	TO	Blk	Stl	Pts
ULM	16:36	1-3	1-2	2-2	4-3-7	2	2	0	0	0	0	5
TEXAS A&M CORPUS CHRISTI	13:37	3-6	2-3	0-2	2-5-7	2	0	0	0	0	1	8
STETSON	13:48	1-1	0-0	0-0	1-2-3	3	1	1	0	0	0	2
vs. Towson	6:18	0-2	0-0	0-0	2-2-4	2	0	1	0	0	0	0
vs. Utah	DNP – Coach's Decision											
vs. Dayton	1:38	0-0	0-0	2-2	0-0-0	0	0	0	0	0	0	2
MONTANA	17:58	0-2	0-1	1-2	2-2-4	1	1	0	0	0	0	1
at Xavier	1:34	0-0	0-0	0-0	0-0-0	2	0	0	0	0	0	0
RICE	10:08	1-2	0-0	0-1	1-2-3	0	0	0	0	0	0	2
JACKSON STATE	8:51	0-0	0-0	3-6	1-1-2	1	0	1	0	1	3	3
vs. rv/rv Texas A&M	DNP – Coach's Decision											
TEXAS STATE	20:33	2-6	0-3	0-0	2-4-6	4	1	1	0	1	4	4
PENN	24:19	0-2	0-2	0-0	3-3-6	3	1	0	0	2	0	0
* WEST VIRGINIA	14:27	2-2	1-1	0-0	1-4-5	1	0	0	0	1	5	5
* at rv/rv Iowa State	5:28	0-0	0-0	0-0	0-1-1	0	0	1	0	0	0	0
* at rv/rv TCU	5:12	0-1	0-1	0-0	0-1-1	2	0	0	0	0	0	0
* #25/25 TEXAS TECH	10:06	1-4	1-3	0-0	3-1-4	0	0	0	0	0	0	3
* UCF	18:38	1-1	1-1	4-5	1-2-3	1	2	1	0	0	7	7
* at #21/19 BYU	6:36	0-0	0-0	0-0	0-1-1	0	0	0	0	0	0	0
* rv/rv KANSAS STATE	11:58	0-1	0-0	1-2	0-1-1	1	0	0	0	0	1	1
* at rv/rv Texas	4:12	0-0	0-0	0-0	0-1-1	1	0	0	0	0	0	0
* at #8/9 Kansas	3:38	0-1	0-1	0-0	0-0-0	0	0	0	0	0	0	0
* OKLAHOMA STATE	22:05	0-0	0-0	0-0	2-4-6	0	1	0	0	0	0	0
* at Cincinnati	3:57	0-0	0-0	0-0	0-1-1	0	0	0	0	0	0	0
* rv/- TEXAS	11:41	0-1	0-1	2-2	1-3-4	0	0	0	0	0	0	2
* #6/6 IOWA STATE	9:24	0-1	0-1	2-2	0-1-1	0	0	0	1	0	2	2
* at #11/11 Baylor	DNP – Injury											
* CINCINNATI	DNP – Injury											
* at rv/rv Oklahoma	DNP – Injury											
* at UCF	DNP – Injury											
* #14/15 KANSAS	DNP – Injury											
vs. (8) TCU	DNP – Injury											
vs. #25/23 (4) Texas Tech	DNP – Injury											
vs. #7/8 (2) Iowa State	DNP – Injury											
vs. (16) Longwood	14:04	0-1	0-0	1-2	2-0-2	3	0	0	0	2	2	2
vs. (9) Texas A&M	7:06	1-1	0-0	0-0	1-1-2	1	0	0	0	0	2	2
vs. #13/14 (4) Duke	13:16	1-3	1-3	0-0	0-3-3	0	0	1	0	0	3	3

### WALKER Jr.'s 2022-23 GAME-BY-GAME (9-1 • 1-0 American)

Opponent	GS	Min	FG-A	3FG-A	FT-A	O-D-T	PF	A	TO	Blk	Stl	Pts
NORTHERN COLORADO	13:38	1-2	1-2	0-0	0-1-1	3	2	0	0	0	3	3
vs. Saint Joseph's	18:09	3-6	2-4	1-2	2-2-4	5	0	0	0	1	9	9
ORAL ROBERTS	20:20	0-1	0-1	0-0	2-4-6	1	0	2	0	0	0	0
TEXAS SOUTHERN	17:47	3-6	1-3	0-0	1-3-4	2	1	0	0	1	7	7
at rv/rv Oregon	7:18	0-0	0-0	2-3	0-0-0	0	0	0	0	0	2	2
KENT STATE	DNP – Illness											
NORFOLK STATE	DNP – Illness											
vs. -/rv Saint Mary's (Calif.)	DNP – Coach's Decision											
NORTH FLORIDA	21:05	0-4	0-3	2-2	0-3-3	2	0	2	0	0	2	2
#8/10 ALABAMA	16:33	0-2	0-1	0-0	1-3-4	3	0	0	0	0	3	3
NORTH CAROLINA A&T	10:18	3-5	0-0	0-0	0-1-1	0	0	2	0	0	6	6
at #2/2 Virginia	DNP – Coach's Decision											
McNEESE	15:36	0-1	0-0	0-0	1-0-1	0	1	0	0	0	0	0
* at Tulsa	9:52	0-1	0-0	0-0	0-1-1	0	0	0	0	0	0	0

Sat out for the remainder of the season

### WALKER Jr.'s 2021-22 GAME-BY-GAME (24-4 • 15-3 American)

Opponent	GS	Min	FG-A	3FG-A	FT-A	O-D-T	PF	A	TO	Blk	Stl	Pts
HOFSTRA	DNP – Coach's Decision											
RICE	DNP – Injury											
rv/#25 VIRGINIA	DNP – Injury											
vs. Butler	DNP – Injury											
vs. Wisconsin	DNP – Injury											
vs. rv/#23 Oregon	DNP – Injury											
NORTHWESTERN STATE	DNP – Injury											
BRYANT	DNP – Injury											
ALCORN STATE	DNP – Injury											
at #9/9 Alabama	DNP – Injury											
LOUISIANA	7:09	0-3	0-2	0-0	0-0-0	1	0	0	0	0	0	0
vs. Oklahoma State	17:25	0-0	0-0	3-4	0-1-1	1	0	1	0	2	3	3
TEXAS STATE	22:39	2-4	1-3	0-0	1-4-5	1	1	0	0	0	5	5
* CINCINNATI	Postponed											
* at Temple	37:01	4-10	3-6	2-2	1-2-3	0	0	1	0	1	13	13
* at South Florida	19:11	0-4	0-4	0-0	0-1-1	1	1	1	0	0	0	0
* WICHITA STATE	12:20	1-4	1-4	2-2	0-1-1	1	1	0	0	1	5	5
* at Tulsa	30:45	1-5	0-4	0-0	0-6-6	4	1	1	0	0	2	2
* SOUTH FLORIDA	22:27	1-7	0-5	0-0	2-3-5	3	2	0	0	0	2	2
* EAST CAROLINA	17:01	1-2	1-2	0-0	1-5-6	4	0	0	0	0	3	3
* at UCF	9:28	1-1	0-0	0-0	0-0-0	3	0	0	0	1	2	2
* TULANE	25:21	4-9	1-6	2-2	3-1-4	2	0	1	0	0	11	11
* at Cincinnati	20:33	0-2	0-2	0-0	0-1-1	1	1	0	0	0	0	0
* at -/rv SMU	13:08	0-0	0-0	0-0	0-1-1	1	0	1	0	0	0	0
* MEMPHIS	11:04	0-1	0-1	0-0	1-0-1	0	0	0	0	0	0	0
* UCF	13:15	2-2	2-2	2-3	0-1-1	2	0	1	0	1	8	8
* at Wichita State	31:09	4-6	3-5	0-0	2-0-2	2	0	1	1	0	11	11
* at Tulane	20:02	1-4	1-4	0-0	1-4-5	1	2	0	0	0	3	3
* rv/rv SMU	22:10	0-1	0-1	0-1	2-5-7	3	0	0	0	0	0	0
* CINCINNATI	19:07	0-3	0-2	0-0	0-1-1	3	0	2	1	0	0	0
* TEMPLE	13:12	0-0	0-0	3-1-4	0	0	1	0	0	0	0	0
* at Memphis	12:52	0-1	0-1	0-0	1-2-3	2	1	2	0	1	0	0
vs. Cincinnati	13:06	0-0	0-0	3-3	0-1-1	2	1	0	0	0	3	3
vs. Tulane	23:19	4-7	3-4	0-0	1-5-6	1	1	1	0	1	11	11
vs. Memphis	19:40	0-2	0-2	0-0	1-0-1	0	0	1	0	0	0	0
vs. UAB	16:28	0-1	0-1	2-2	2-4-6	3	2	0	0	1	2	2
vs. #19/16 Illinois	11:55	0-0	0-0	0-0	0-0-0	1	0	0	0	0	0	0
vs. #2/2 Arizona	26:30	2-3	1-2	0-0	0-3-3	2	0	0	1	1	5	5
vs. #6/5 Villanova	8:45	0-0	0-0	0-0	0-0-0	1	0	0	0	0	0	0





## #8 MYLIK WILSON

Guard

6-2 • 175 • r-Graduate-1L (RS '22-23)

Rayville, La.-Rayville HS (Texas Tech/Louisiana)

'24 UH graduate in Psychology

Post-baccalaureate work in Health in '24-25

 m.w.13  mylikw13

### CAREER HIGHS

#### Points

18, at #12/11 Kansas (1/25/25)  
30, at Appalachian State (1/6/20)

#### Field Goals Made

8, at #12/11 Kansas (1/25/25)  
10, at Appalachian State (1/6/20)

#### Field Goal Attempts

11, at #12/11 Kansas (1/25/25)  
11, vs. Utah (1/22/25)  
19, at Appalachian State (1/6/20)

#### 3-Point Field Goals Made

2, done three times; Most recently  
at #12/11 Kansas (1/25/25)  
5, at UT Arlington (1/16/21)  
5, vs. South Alabama (1/2/20)

#### 3-Point Field Goal Attempts

3, done five times; Most recently  
at #12/11 Kansas (1/25/25)  
9, vs. South Alabama (1/2/20)

#### Free Throws Made

4, vs. (8) TCU (3/14/24)  
4, vs. Penn (12/30/23)  
7, at ULM (2/13/21)  
7, at Arkansas State (12/18/19)

#### Free Throw Attempts

5, vs. (8) TCU (3/14/24)  
10, at Arkansas State (12/18/19)

#### Rebounds

11, vs. Texas A&M-Corpus Christi (12/21/24)  
16, at UT Arlington (1/16/21)

#### Offensive Rebounds

4, vs. Texas A&M-Corpus Christi (12/21/24)  
6, vs. LSU-Alexandria (12/8/20)

#### Defensive Rebounds

10, vs. #7/8 (2) Iowa State (3/16/24)  
13, at UT Arlington (1/16/21)

#### Assists

6, vs. Kansas (3/3/25)  
8, vs. Coastal Carolina (3/3/20)

#### Steals

5, vs. Utah (1/22/25)  
5, vs. Jackson State (12/9/23)  
5, vs. New Orleans (12/15/20)  
5, vs. Coastal Carolina (3/3/20)

#### Blocked Shots

3, vs. (8) TCU (3/14/24)  
3, vs. Kansas State (2/28/22)  
3, vs. ULM (2/11/21)

#### Minutes Played

31:34, vs. #25/23 (4) Texas Tech (3/15/24)  
40, vs. South Alabama (3/6/21)  
40, at Appalachian State (1/6/20)

Accomplished prior to Houston  
2019-21 – Louisiana | 2021-22 Texas Tech

### GRADUATE (2024-25)

Became 1,000-point scorer in his collegiate career with free throw late in first half at UCF... Led all players with four assists and added five points, three rebounds and a pair of steals in charity exhibition win vs. #13/15 Texas A&M (10/27)... Posted 15 points on 7-of-9 shooting and grabbed three rebounds with three assists and a pair of steals in season-opening win vs. Jackson State inside Fertitta Center (11/4)... Finished with 10 points on 4-of-7 shooting and added five rebounds with four assist, two steals and a blocked shot in home win over Toledo (12/18)... Posted eight points with a team-high 11 rebounds and dished out two assists with a pair of steals in home win over Texas A&M-Corpus Christi (12/21)... Scored

12 points with four rebounds in home win over BYU (1/4)... Finished with nine point and added five rebounds with two assists in home win over TCU (1/6)... Posted seven points with five rebounds, an assist and steal in road win at UCF (1/18)... Scored four points and led the Cougars with seven rebounds and five steals in home win over Utah (1/22/25)... Poured in a Houston-career-high 18 points on 8-of-11 shooting and grabbed six rebounds in road win at #12/11 Kansas... Scooped up a loose ball on Kansas inbounds pass and drained the game-tying 3-pointer with less than two seconds remaining to force second overtime period (1/25)... Led all players with seven rebounds and scored 12 points on 5-of-8 shooting with a pair of steals in road win at Arizona State (2/18)... Finished with 10 points, five rebounds, a team-high six assists and four steals in Senior Night home win over Kansas... Swiped a Jayhawk pass and raced down court for dunk to give Cougars a 5-point lead with less than four minutes remaining (3/3).

### 2024-25 GAME-by-GAME STATISTICS (28-4 • 19-1 Big 12)

Date	Opponent	GS	Min	FG-A	3FG-FGA	FT-FTA	OR-DR	Tot	PF	A	TO	Blk	Stl	Pts
11/4/24	JACKSON STATE		20:50	7-9	1-1	0-0	1-2	3	1	3	0	0	2	15
11/9/24	vs. #11/11 Auburn		13:53	1-4	0-0	0-0	2-2	4	0	0	1	0	0	2
11/13/24	LOUISIANA		17:31	3-7	1-1	0-0	1-3	4	1	1	1	0	1	7
11/22/24	rv/- HOFSTRA		11:04	2-3	2-2	0-0	0-1	1	1	2	0	0	0	6
11/26/24	vs. #9/9 Alabama		23:35	3-9	1-2	0-0	1-4	5	2	1	1	0	1	7
11/27/24	vs. Notre Dame		5:54	0-2	0-1	0-0	1-0	1	2	0	0	0	1	0
11/30/24	vs. San Diego State		6:12	1-2	0-0	0-0	0-0	0	1	0	0	0	0	2
12/7/24	BUTLER		1:43	0-0	0-0	0-0	0-1	1	0	0	1	0	1	0
12/10/24	TROY		14:29	0-2	0-0	1-2	0-1	1	1	1	2	0	1	1
12/18/24	TOLEDO		26:47	4-7	0-1	2-2	2-3	5	1	4	3	1	2	10
12/21/24	TEXAS A&M-CORPUS CHRISTI		25:46	3-7	0-2	2-2	4-7	11	2	2	0	0	2	8
12/30/24	* at Oklahoma State		15:48	0-1	0-1	2-2	0-2	2	0	1	0	0	0	2
1/4/25	* BYU		10:42	0-2	0-1	2-2	1-1	2	2	1	1	1	0	2
1/6/25	* TCU		17:33	4-6	1-2	0-0	1-4	5	1	2	1	0	0	9
1/11/25	* at Kansas State		13:19	3-8	0-0	1-2	0-2	2	0	2	0	0	1	7
1/15/25	* rv/#25 WEST VIRGINIA		11:04	0-1	0-0	0-0	0-2	2	0	1	0	0	1	0
1/18/25	* at UCF		17:50	3-6	0-0	1-2	1-4	5	4	1	1	0	1	7
1/21/25	* UTAH		24:18	2-11	0-2	0-1	3-4	7	1	4	0	0	5	7
1/25/25	* at #12/11 Kansas		23:24	8-11	2-3	0-0	3-3	6	3	0	1	0	0	18
1/29/25	* at rv/rv West Virginia		12:36	1-3	0-1	0-0	1-4	5	1	0	3	0	0	2
2/1/25	* #22/19 TEXAS TECH		19:16	3-6	0-0	0-0	2-3	5	4	2	0	0	1	6
2/4/25	* OKLAHOMA STATE		22:58	2-8	0-1	2-2	2-2	4	0	1	1	1	3	6
2/8/25	* at Colorado		25:57	3-6	0-1	1-2	0-3	3	2	1	2	0	2	7
2/10/25	* rv/rv BAYLOR		14:38	3-8	1-2	2-2	0-1	1	1	1	2	0	1	9
2/15/25	* at #13/13 Arizona		6:08	1-2	0-0	0-0	0-1	1	0	0	0	0	1	2
2/18/25	* at Arizona State		22:53	5-8	0-0	2-2	2-5	7	1	1	0	1	2	12
2/22/25	* #8/8 IOWA STATE		8:10	0-1	0-0	0-0	0-1	1	1	0	0	0	1	0
2/24/25	* at #10/10 Texas Tech		14:02	2-5	0-0	2-2	0-3	3	3	0	2	0	1	6
3/1/25	* CINCINNATI		16:38	4-6	0-0	0-0	0-1	1	3	1	1	1	2	8
3/13/25	* KANSAS	*	27:07	4-10	0-2	2-2	1-4	5	3	6	0	0	4	10
3/8/25	* at Baylor		14:12	1-3	0-0	0-0	0-4	4	1	1	0	0	3	2
3/13/25	vs. (16) Colorado		23:59	1-5	0-1	0-2	1-3	4	0	2	2	0	3	2
3/14/25	vs. #17/18 (4) BYU		--	--	--	--	--	--	--	--	--	--	--	--

### CAREER STATISTICS

Year	W-L	GP-GS	MP	FG-FGA	Pct	3P-A	Pct	FT-FTA	Pct	Off-Def	Reb – Avg	PF-DQ	Ast	TO	Blk	Stl	Pts – Avg
2019-20 (at UL)	14-15	29-24	991	128-270	.474	7-21	.333	48-68	.706	34-132	166 – 5.7	79-0	85	82	18	68	333 – 11.5
2020-21 (at UL)	17-9	26-26	877	132-301	.439	13-53	.245	59-81	.728	32-111	143 – 5.5	66-1	83	56	25	52	336 12.9
2021-22 (at TTU)	24-8	32-5	487	31-71	.437	2-12	.167	17-27	.630	9-45	54 – 1.7	26-0	53	27	17	38	81 – 2.5
2022-23	0-0																
2023-24	31-5	36-0	574	65-147	.442	7-29	.241	22-37	.595	35-92	127 – 3.5	46-0	29	25	14	33	159 – 4.4
2024-25	28-4	32-1	537	79-172	.459	11-28	.393	20-27	.741	30-82	112 – 3.5	41-0	42	25	5	42	189 – 5.9
UH Totals	59-9	68-1	1,111	144-319	.451	18-57	.316	42-64	.656	65-174	239 – 3.5	87-0	71	50	19	75	348 – 5.1
UL Totals	31-24	55-50	1,868	260-571	.455	20-74	.270	107-149	.718	66-243	309 – 5.6	145-1	168	138	43	120	669 – 12.2
TTU Totals	24-8	32-5	487	31-71	.437	2-12	.167	17-27	.630	9-45	54 – 1.7	26-0	53	27	17	38	81 – 2.5
Totals	114-41	155-56	3,463	435-961	.453	62-203	.305	166-240	.692	140-462	602 – 3.9	258-1	292	215	79	233	1,098 – 7.1

## WILSON's 2023-24 GAME-BY-GAME (32-5 • 15-3 Big 12)

Opponent	GS	Min	FG-A	3FG-A	FT-A	O-D-T	PF	A	TO	Blk	Stl	Pts
ULM	16:52	0-5	0-3	2-2	2-4	2	4	1	2	2	2	2
TEXAS A&M-CORPUS CHRISTI	16:52	2-6	0-1	0-2	2-4	1	2	1	0	4	4	4
STETSON	13:20	5-6	1-1	0-0	2-1-3	1	1	1	0	1	11	11
vs. Towson	21:01	1-6	0-0	0-0	0-1-1	1	0	0	1	1	2	2
vs. Utah	3:41	0-1	0-1	0-0	0-1-1	1	0	0	0	0	0	0
vs. Dayton	8:26	0-2	0-0	0-0	0-0-0	0	0	0	0	0	0	0
MONTANA	3:31	0-1	0-0	0-0	0-0-0	2	0	0	0	0	0	0
at Xavier	1:44	0-0	0-0	0-0	0-0-0	1	0	0	0	0	0	0
RICE	15:43	1-3	0-0	0-0	1-4-5	2	1	1	1	1	2	2
JACKSON STATE	17:59	5-9	0-1	0-0	1-4-5	2	5	1	1	5	10	10
vs. rv/rv Texas A&M	DNP	Coach's Decision										
TEXAS STATE	16:58	4-6	0-0	0-0	2-5-7	1	1	0	0	0	8	8
PENN	22:45	2-6	0-0	4-4	1-0-1	0	1	0	1	1	8	8
* WEST VIRGINIA	12:35	2-5	1-1	1-2	0-1-1	1	1	0	0	0	6	6
* at rv/rv Iowa State	4:28	0-0	0-0	0-0	0-1-1	0	0	1	0	0	0	0
* at rv/rv TCU	6:14	0-3	0-1	0-0	0-2-2	2	0	0	0	0	0	0
* #25/25 TEXAS TECH	2:57	1-2	0-0	0-0	0-0-0	2	0	1	0	0	0	0
* UCF	22:31	4-10	0-0	0-0	0-7-7	4	1	2	0	1	8	8
* at #21/19 BYU	10:11	1-4	1-3	0-0	1-2-3	1	0	1	0	0	3	3
* rv/rv KANSAS STATE	12:57	1-2	0-0	2-2	1-1-2	1	0	1	1	0	4	4
* at rv/rv Texas	4:23	1-1	0-0	0-0	0-1-1	1	0	1	0	0	2	2
* at #8/9 Kansas	11:58	1-5	0-3	0-0	0-0-0	0	0	0	0	2	2	2
* OKLAHOMA STATE	20:34	5-10	0-1	2-3	1-3-4	0	0	0	0	2	12	12
* at Cincinnati	21:09	2-5	0-0	0-0	3-4-7	2	2	0	0	3	4	4
* rv/- TEXAS	15:14	1-6	0-2	1-2	3-4-7	1	1	1	0	0	3	3
* #6/6 IOWA STATE	19:31	3-4	1-2	0-2	1-5-6	0	1	1	2	1	7	7
* at #11/11 Baylor	19:11	1-4	0-1	1-2	0-3-3	3	0	1	0	0	3	3
* CINCINNATI	18:29	1-3	0-0	0-2	0-1-1	0	0	1	0	2	2	2
* at rv/rv Oklahoma	24:22	4-4	0-0	2-2	3-2-5	0	1	0	1	1	10	10
* at UCF	18:09	0-1	0-0	0-1	2-0-2	3	0	1	0	0	0	0
* #14/15 KANSAS	19:58	3-4	0-1	0-0	2-4-6	1	1	0	0	1	6	6
* vs. (8) TCU	21:57	2-4	0-0	4-5	2-3-5	2	1	2	3	1	8	8
vs. #25/23 (4) Texas Tech	31:34	4-7	1-3	0-0	2-4-6	2	0	1	0	2	9	9
vs. #7/8 (2) Iowa State	30:53	1-3	0-1	1-2	0-10-10	2	2	2	0	0	3	3
vs. (16) Longwood	22:26	3-4	1-1	0-0	2-4-6	1	0	1	0	2	7	7
vs. (9) Texas A&M	24:14	3-4	1-2	2-4	1-5-6	1	1	1	1	0	9	9
vs. #13/14 (4) Duke	19:21	1-1	0-0	0-0	0-3-3	2	2	1	0	0	2	2

## WILSON's 2021-22 GAME-BY-GAME (24-8 • 12-5 Big 12 at Texas Tech)

Opponent	GS	Min	FG-A	3FG-A	FT-A	O-D-T	PF	A	TO	Blk	Stl	Pts
NORTH FLORIDA	* 28	2-3	0-0	1-2	0-2-2	1	7	7	1	2	5	5
GRAMBLING STATE	* 23	1-4	0-1	2-2	1-3-4	1	3	0	1	1	4	4
PRAIRIE VIEW A&M	* 27	3-7	0-0	1-4	1-1-2	2	5	0	0	3	7	7
vs. UIW	11	0-3	0-1	0-0	0-1-1	0	2	1	0	2	0	0
OMAHA	* 20	4-4	0-0	0-0	0-0-0	0	4	0	0	3	8	8
LAMAR	* 27	2-4	1-2	0-0	0-3-3	1	4	2	3	2	5	5
at Providence	25	1-4	0-2	2-2	1-2-3	2	1	1	0	2	4	4
vs. Tennessee	5	0-0	0-0	0-0	0-0-0	1	0	2	1	0	0	0
ARKANSAS STATE	DNP											
vs. #5 Gonzaga	DNP											
EASTERN WASHINGTON	DNP											
ALABAMA STATE	DNP											
* at #11 Iowa State	DNP											
* KANSAS	24	2-3	1-1	0-0	1-3-4	2	5	2	0	1	5	5
* at Baylor	4	0-0	0-0	0-0	0-2-2	0	0	1	0	0	0	0
* OKLAHOMA STATE	14	2-2	0-0	0-0	0-0-0	0	1	1	1	1	4	4
* at Kansas State	1	0-0	0-0	0-0	0-0-0	0	0	0	0	0	0	0
* IOWA STATE	6	1-1	0-0	0-0	0-0-0	1	0	1	0	0	2	2
* WEST VIRGINIA	10	0-0	0-0	1-2	0-1-1	0	0	1	0	1	1	1
* at Kansas	22	1-4	0-0	3-4	2-2-4	1	1	0	2	1	5	5
* MISSISSIPPI STATE	22	3-4	0-0	6-6	0-2-2	1	1	0	0	1	12	12
* TEXAS	24	2-6	0-2	1-2	0-3-3	1	2	2	0	4	5	5
* at West Virginia	21	1-2	0-0	0-0	0-3-3	1	3	3	1	1	2	2
* at Oklahoma	24	1-3	0-1	0-0	1-3-4	1	1	1	0	2	2	2
* TCU	17	1-2	0-0	0-2	0-1-1	3	2	0	0	1	2	2
* BAYLOR	11	1-1	0-0	0-0	0-1-1	2	1	0	1	1	2	2
* at Texas	20	0-3	0-1	0-1	0-5-5	1	1	1	0	1	0	0
* OKLAHOMA	16	1-1	0-0	0-0	0-3-3	1	0	1	0	2	2	2
* at TCU	9	0-0	0-0	0-0	1-0-1	2	1	2	0	1	0	0
* KANSAS STATE	18	1-4	0-1	0-0	0-2-2	1	2	1	3	1	2	2
* at Oklahoma State	8	0-1	0-0	0-0	0-1-1	0	0	0	0	0	0	0
vs. Iowa State	14	0-0	0-0	0-0	0-1-1	0	1	1	2	1	0	0
vs. Oklahoma	3	0-0	0-0	0-0	0-0-0	0	0	1	1	1	0	0
vs. Kansas	7	0-1	0-0	0-0	1-0-1	0	3	0	0	0	0	0
vs. Montana State	16	1-3	0-0	0-0	0-0-0	0	2	1	0	1	2	2
vs. Notre Dame	10	0-1	0-0	0-0	0-0-0	0	0	0	0	1	0	0
vs. Duke	0+	0-0	0-0	0-0	0-0-0	0	0	0	0	0	0	0

## WILSON's 2022-23 GAME-BY-GAME (0-0 • 0-0 American)

Opponent	GS	Min	FG-A	3FG-A	FT-A	O-D-T	PF	A	TO	Blk	Stl	Pts
Sat out as a redshirt												

## WILSON's 2020-21 GAME-BY-GAME (17-9 • 10-7 SBC at Louisiana)

Opponent	GS	Min	FG-A	3FG-A	FT-A	O-D-T	PF	A	TO	Blk	Stl	Pts
vs. Baylor	* 34	4-12	0-3	0-0	0-3-3	2	2	2	1	2	8	8
at New Orleans	* 36	7-17	1-4	6-7	0-6-6	2	2	2	0	5	21	21
LSU-SHREVEPORT	* 37	6-17	0-3	2-3	2-8-10	3	7	4	2	0	14	14
LSU-ALEXANDRIA	* 29	7-16	1-4	0-0	6-1-7	1	6	2	1	1	15	15
LOUISIANA TECH	* 28	5-10	0-2	1-3	0-3-3	2	2	1	1	3	11	11
NEW ORLEANS	* 31	6-11	0-0	3-4	1-2-3	3	3	5	2	5	15	15
MCNEESE	* 34	5-10	0-1	2-2	1-1-2	2	2	2	2	0	12	12
* TEXAS STATE	* 39	9-14	0-2	3-3	5-6-11	4	2	3	3	4	21	21
* TEXAS STATE	* 37	4-10	1-3	5-5	0-2-2	4	3	2	0	2	14	14
* LITTLE ROCK	* 32	5-9	0-1	0-0	0-1-1	2	2	1	1	3	10	10
* LITTLE ROCK	* 34	3-13	0-1	4-4	1-3-4	4	3	2	0	1	10	10
* at UT Arlington	* 30	5-16	1-3	0-0	0-7-7	1	0	0	1	1	11	11
* at UT Arlington	* 36	8-11	5-5	4-7	3-13-16	2	2	2	1	4	25	25
* ARKANSAS STATE	* 32	5-12	0-3	0-1	2-1-3	4	0	0	0	3	10	10
* ARKANSAS STATE	* 33	5-12	0-1	2-2	0-2-2	0	5	2	0	3	12	12
* at Texas State	* 30	3-9	0-2	2-2	0-8-8	3	1	0	0	0	8	8
* at Texas State	* 19	3-4	0-0	1-2	2-2-4	4	3	1	0	2	7	7
* at Arkansas State	* 35	3-10	0-1	1-2	1-3-4	4	2	3	1	1	7	7
* at Arkansas State	* 36	6-15	0-2	0-0	1-5-6	1	2	3	0	3	12	12
* ULM	* 32	5-13	1-3	2-4	2-3-5	2	3	1	3	0	13	13
* at ULM	* 38	6-10	1-4	7-7	1-5-6	2	7	3	1	2	20	20
* UT ARLINGTON	* 37	2-7	0-0	4-7	1-7-8	2	5	4	2	1	8	8
* at Little Rock	* 36	3-7	0-0	5-7	1-3-4	2	3	4	1	1	11	11
* at Little Rock	* 34	1-7	0-1	4-6	0-2-2	2	4	2	0	0	6	6
vs. South Alabama	* 40	7-13	1-2	1-1	2-8-10	3	6	1	1	3	16	16
vs. Georgia State	* 38	9-16	1-2	0-2	0-6-6	5	6	4	1	2	19	19

## WILSON's 2019-20 GAME-BY-GAME (14-15 • 8-8 SBC at Louisiana)

Opponent	GS	Min	FG-A	3FG-A	FT-A	O-D-T	PF	A	TO	Blk	Stl	Pts
LOYOLA (N.O.)		34	5-10	0-2	1-2	0-4-4	1	4	5	1	4	11
McNEESE	*	40	3-9	0-2	0-0	4-2-6	4	5	2	2	2	6
at TCU	*	35	6-15	2-5	2-3	1-5-6	3	2	5	0	3	16
YOUNGSTOWN STATE	*	34	4-9	0-0	1-2	0-3-3	2	2	3	1	2	9
at Wyoming	*	36	1-6	0-3	0-2	2-7-9	2	0	3	0	2	2
vs. Detroit-Mercy		30	4-6	2-3	0-0	1-2-3	2	3	1	0	1	10
vs. UC Irvine		20	2-4	1-1	1-1	0-0-0	0	0	1	0	0	6
SOUTHEASTERN LOUISIANA		24	3-5	0-1	0-0	2-2-4	1	2	3	0	1	6
at Arizona State	*	35	5-10	3-4	3-5	3-5-8	3	0	6	2	3	16
LOUISIANA TECH	*	29	3-7	0-0	1-3	1-2-3	4	1	1	0	4	7
* at Arkansas State	*	36	2-6	1-1	7-10	2-2-4	4	2	2	0	1	12
* LITTLE ROCK	*	34	3-4	1-1	1-2	0-2-2	3	4	2	0	5	8
UCSANTA BARBARA	*	39	7-11	1-2	0-0	1-2-3	4	4	0	1	3	15
* SOUTH ALABAMA	*	32	6-10	5-9	0-0	1-6-7	2	3	3	1	0	17
* TROY	*	36	7-10	0-2	4-4	3-10-13	3	5	5	1	3	18
* at Appalachian State	*	40	10-19	4-8	6-8	0-9-9	2	3	2	1	5	30
* at Georgia State		DNP										
at Georgia Southern		DNP										
* UT ARLINGTON		DNP										
* TEXAS STATE		DNP										
* ULM	*	26	3-8	0-1	3-3	0-5-5	3	3	2	0	2	9
* at UT Arlington	*	30	3-10	0-4	0-0	0-4-4	2	0	1	1	2	6
* at Texas State	*	36	6-16	1-4	2-2	0-8-8	3	3	4	2	0	15
* GEORGIA STATE	*	39	6-10	1-3	3-3	2-6-8	4	1	4	1	4	16
* GEORGIA SOUTHERN	*	35	3-6	1-1	2-2	2-7-9	4	3	4	0	2	9
* at South Alabama	*	39	3-10	0-2	0-0	1-2-3	2	7	0	0	4	6
* at Troy	*	36	4-10	1-2	2-4	0-7-7	3	3	5	1	1	11
* at ULM	*	35	3-7	1-3	1-2	2-4-6	4	5	3	0	1	8
* ARKANSAS STATE	*	37	4-10	0-4	2-3	1-7-8	2	2	2	1	1	10
* at Little Rock	*	36	8-12	0-2	2-2	0-4-4	4	4	3	0	4	18
* COASTAL CAROLINA	*	36	4-6	0-1	2-3	1-1-2	1	8	2	0	5	10
* ARKANSAS STATE	*	39	6-13	3-5	2-2	2-10-12	4	2	4	1	3	17
* at Georgia Southern	*	33	4-11	1-5	0-0	2-4-6	3	4	4	1	0	

## THE LAST TIME...

### A TEAM...

#### Poll Rankings

##### Was ranked in one national poll

#2 (1,427 pts.), Associated Press (March 10, 2025)  
#2 (729pts.), USA TODAY Sports Coaches (March 10, 2025)

##### Was ranked in both national polls

#2 (1,427 pts.), Associated Press (March 10, 2025)  
#2 (729pts.), USA TODAY Sports Coaches (March 10, 2025)

##### Received points in one national poll

#2 (1,427 pts.), Associated Press (March 10, 2025)  
#2 (729pts.), USA TODAY Sports Coaches (March 10, 2025)

##### Received points in both national polls

#2 (1,427 pts.), Associated Press (March 10, 2025)  
#2 (729pts.), USA TODAY Sports Coaches (March 10, 2025)

##### Received 50+ first-place votes in one national poll

52, Associated Press (March 11, 2024)

##### Received 40+ first-place votes in one national poll

52, Associated Press (March 11, 2024)

##### Received 35+ first-place votes in one national poll

52, Associated Press (March 11, 2024)

##### Received 30+ first-place votes in one national poll

52, Associated Press (March 11, 2024)

##### Received 20+ first-place votes in one national poll

52, Associated Press (March 11, 2024)  
29, USA TODAY Sports Coaches (March 11, 2024)

##### Received 10+ first-place votes in one national poll

52, Associated Press (March 11, 2024)  
29, USA TODAY Sports Coaches (March 11, 2024)

##### Received 10+ first-place votes in both national polls

52, Associated Press (March 11, 2024)  
29, USA TODAY Sports Coaches (March 11, 2024)

##### Received 5+ first-place votes in one national poll

5, Associated Press (March 10, 2025)

##### Received 5+ first-place votes in both national polls

52, Associated Press (March 11, 2024)  
29, USA TODAY Sports Coaches (March 11, 2024)

##### Received a first-place vote in one national poll

5, Associated Press (March 10, 2025)  
2, USA TODAY Sports Coaches (March 10, 2025)

##### Received a first-place vote in both national polls

5, Associated Press (March 10, 2025)  
2, USA TODAY Sports Coaches (March 10, 2025)

#### NET Rankings

##### Was ranked #1 in NET ranking

#1, through March 17, 2024

##### Was ranked in Top Five in NET ranking

#3, through March 9, 2025

##### Was ranked in Top 10 in NET ranking

#3, through March 9, 2025

##### Was ranked in Top 25 in NET ranking

#3, through March 9, 2025

#### vs. Ranked Teams

##### Played a ranked team

W, 69-61, at #10/10 Texas Tech (2/24/25)

##### Beat a ranked team at home

W, 68-59, vs. #8/8 Iowa State (2/2/25)

##### Beat a ranked team on road

W, 69-61, at #10/10 Texas Tech (2/24/25)

##### Beat a ranked team at neutral site

W, 82-59, vs. #25/23 (4) Texas Tech, Phillips 66 Big 12 Championship Semifinals (3/15/24)

##### Lost to a ranked team at home

L, 65-71, vs. #8/10 Alabama (12/10/22)

##### Lost to a ranked team on road

L, 65-78, at #8/9 Kansas (2/3/24)

##### Lost to a ranked team at neutral site

L, 80-85 (OT), vs. #9/9 Alabama, Players Era Festival (11/26/24)

#### Winning Streaks

##### Won 5+ straight games

11 (2/4/25 – present)

##### Won 10+ straight games

10 (2/4/25 – present)

##### Won 15+ straight games

15 (11/10/18 – 1/9/19)

##### Won 20+ straight games

26 (12/17/82 – 4/4/83)

##### Won 25+ straight games

26 (12/17/82 – 4/4/83)

##### Won 30+ straight games

32 (3/25/67 – 3/16/68)

#### Losing Streaks

##### Lost 5+ straight games

6 (2/5/ – 3/1/15)

##### Lost 10+ straight games

11 (1/31 – 3/4/98)

#### Buzzer Beaters

##### Won on buzzer beater

UH: 69-68, 6-foot laup on left side, by J'Wan Roberts, at UCF (1/18/25) (1.1 secs left on clock)

67-65, 18-foot jumper to right of free throw line, by Jamal Shead, at Memphis (3/5/23) (no time left on clock)

Opp: 72-71, jumper by T.J. Haws from right wing, bounced off rim and in, vs. BYU (11/15/19) (no time left on clock)

#### Margin of Victory

##### Won by 20+ Points

UH: (34) 70-36, vs. Utah (1/22/25)

Opp: (28) 41-69, vs. #7/8 (2) Iowa State, Phillips 66 Big 12 Championship Title Game (3/16/24)

##### Won by 25+ Points

UH: (34) 70-36, vs. Utah (1/22/25)

Opp: (28) 41-69, vs. #7/8 (2) Iowa State, Phillips 66 Big 12 Championship Title Game (3/16/24)

##### Won by 30+ Points

UH: (34) 70-36, vs. Utah (1/22/25)

Opp: (37) 43-80, at rv/rv UConn (1/30/14)

##### Won by 35+ Points

UH: (36) 80-44, vs. Hofstra (11/22/24)

Opp: (37) 43-80, at rv/rv UConn (1/30/14)

##### Won by 40+ Points

UH: (46) 91-45, vs. Louisiana (11/13/24)

Opp: (47) 63-110, at Washington (12/24/04)

##### Won by 45+ Points

UH: (46) 91-45, vs. Louisiana (11/13/24)

Opp: (47) 63-110, at Washington (12/24/04)

#### Won by 50+ Points

UH: (57) 97-40, vs. Jackson State (11/4/24)

Opp: Has not happened

#### Won by 55+ Points

UH: (57) 97-40, vs. Jackson State (11/4/24)

Opp: Has not happened

#### Won by 60+ Points

UH: (67) 111-44, vs. Bryant (12/3/21)

Opp: Has not happened

#### Won by 65+ Points

UH: (67) 111-44, vs. Bryant (12/3/21)

Opp: Has not happened

#### Won by 70+ Points

UH: (77) 158-81, vs. Valparaiso (2/24/68)

Opp: Has not happened

#### Won by 75+ Points

UH: (77) 158-81, vs. Valparaiso (2/24/68)

Opp: Has not happened

#### Scored 100 points and lost

L, 101-102 (2OT), at Louisiana (1/13/88)

#### in Overtime

##### Played an overtime game

L, 81-82 (OT), vs. Texas Tech (2/1/25)

##### Played a double-overtime game

W, 92-86 (2OT), at #12/11 Kansas (1/25/25)

##### Played a triple-overtime game

L, 92-101, at Tulsa (2/16/13)

##### Played a quadruple-overtime game

L, 77-78 (4OT), at TCU (2/17/81)

#### Total Points

##### Scored 150+ points

UH: W, 158-81, vs. Valparaiso (2/24/68)

Opp: Has not happened

##### Scored 140+ points

UH: W, 145-78, vs. Texas Lutheran (12/8/81)

Opp: Has not happened

##### Scored 130+ points

UH: W, 131-62, vs. Florida Tech (11/22/05)

Opp: Has not happened

##### Scored 120+ points

UH: W, 131-62, vs. Florida Tech (11/22/05)

Opp: L, 101-121, at Bowling Green (3/1/75)

##### Scored 110+ points

UH: W, 111-44, vs. Bryant (12/3/21)

Opp: L, 99-112, at Nevada (11/21/09)

##### Scored 100+ points

UH: W, 100-95, vs. (9) Texas A&M, NCAA Tournament South Region Round of 32, (3/24/24)

Opp: W, 100-95, vs. (9) Texas A&M, NCAA Tournament South Region Round of 32, (3/24/24)

##### Scored 95+ points

UH: W, 97-40, vs. Jackson State (11/4/24)

Opp: W, 100-95, vs. (9) Texas A&M, NCAA Tournament South Region Round of 32, (3/24/24)

##### Scored 60 or fewer points

UH: L, 51-54, vs. #13/14 (4) Duke, NCAA Tournament Sweet 16 (3/29/24)

Opp: W, 65-69, vs. Kansas (3/3/25)

#### Scored 55 or fewer points

UH: L, 51-54, vs. #13/14 (4) Duke, NCAA Tournament Sweet 16 (3/29/24)  
Opp: W, 63-49, at rv/rv West Virginia (1/29/25)

#### Scored 50 or fewer points

UH: L, 41-69, vs. #7/8 (2) Iowa State, Phillips 66 Big 12 Championship Title Game (3/16/24)

Opp: W, 63-49, at rv/rv West Virginia (1/29/25)

#### Scored 45 or fewer points

UH: L, 41-69, vs. #7/8 (2) Iowa State, Phillips 66 Big 12 Championship Title Game (3/16/24)

Opp: W, 70-36, vs. Utah (1/22/25)

#### Scored 40 or fewer points

UH: L, 39-42, vs. Oklahoma City (12/15/51)

Opp: W, 70-36, vs. Utah (1/22/25)

#### Scored 35 or fewer points

UH: L, 34-43, vs. Louisiana (12/10/47)

Opp: W, 84-31, vs. ULM (11/6/23)

#### Points in a Half

##### Scored 50+ points in a half

UH: 51 (2nd), vs. Butler, Big 12-Big East Battle (12/7/24) (W, 79-51)

Opp: 50 (2nd), at Rice (11/19/19) (W, 97-89)

##### Scored 50+ points in both halves

UH: 52 (1st), 59 (2nd) vs. Bryant (12/3/21) (W, 111-44)

Opp: 50 (1st), 54 (2nd), at UCF (3/7/14) (L, 83-104)

##### Scored 55+ points in a half

UH: 59 (2nd), vs. Bryant (12/3/21) (W, 111-44)

Opp: 57 (1st), at #18/14 Louisville (1/16/14) (L, 52-91)

##### Scored 55+ points in both halves

UH: 56 (1st, 2nd), vs. Houston Baptist (11/26/19) (W, 112-73)

##### Scored 60+ points in a half

UH: 60 (2nd), vs. Northwestern State (11/30/21) (W, 99-58)

Opp: 64, by Marshall, at C-USA Championship (3/9/11)

##### Scored 60+ points in both halves

UH: 69 (1st); 62 (2nd), vs. Florida Tech (11/22/05) (W, 131-62)

Opp: Has not happened

##### Scored 65+ points in a half

UH: 65 (2nd), at Rice (11/19/19) (W, 97-89)

Opp: 66 (2nd), by Purdue (Indianapolis) (12/10/93) (L, 90-114)

##### Scored 65+ points in both halves

UH: 74 (1st); 84 (2nd), vs. Valparaiso (W, 158-81)

Opp: Has not happened

##### Scored 70+ points in a half

UH: 84 (2nd), vs. Valparaiso (2/24/68)

Opp: Has not happened

##### Scored 70+ points in both halves

UH: 74 (1st); 84 (2nd), vs. Valparaiso (W, 158-81) (2/24/68)

Opp: Has not happened

##### Scored 75+ points in a half

UH: 84 (2nd), vs. Valparaiso (2/24/68)

Opp: Has not happened



## THE LAST TIME...

### Scored 80+ points in a half

**UH:** 84 (2nd), vs. Valparaiso (2/24/68 (W, 158-81)  
**Opp:** Has not happened

### Scored 85+ points in a half

**UH:** 85 (1st), vs. Texas Wesleyan (2/22/66)  
(W, 152-108)  
**Opp:** Has not happened

### Scored 25 points or fewer in a half

**UH:** 18 (1st), vs. rv/ Hofstra (11/22/24)  
(W, 80-44)  
**Opp:** 25 (1st), vs. Cincinnati (3/1/25) (W, 73-64)

### Scored 20 points or fewer in a half

**UH:** 18 (1st), vs. rv/ Hofstra (11/22/24)  
(W, 80-44)  
**Opp:** 19 (1st), at rv/rv West Virginia (1/29/25)  
(W, 63-49)

### Scored 15 points or fewer in a half

**UH:** 15, (1st), at Southern Miss (1/13/12)  
(L, 54-73)  
**Opp:** 11 (1st), vs. Troy (12/10/24) (W, 62-42)  
*Houston school record*

### Scored 10 points or fewer in a half

**UH:** 10 (2nd), vs. rv/rv Tulsa (2/5/15) (L, 44-57)  
**Opp:** Has not happened

### Field Goal Percentage

**Shot 70+ percent from field**  
**UH:** 70.0 (35-50), vs. Tennessee State (12/30/01)  
(W, 91-60)  
**Opp:** Has not happened

### Shot 65+ percent from field

**UH:** 66.7 (42-63), vs. East Carolina (2/25/18)  
(W, 109-58)  
**Opp:** 68.9 (31-45), at #8/9 Kansas (2/3/23)  
(L, 67-78)

### Shot 60+ percent from field

**UH:** 62.0 (44-71), vs. Bryant (12/3/21)  
(W, 111-44)  
**Opp:** 68.9 (31-45), at #8/9 Kansas (2/3/23)  
(L, 67-78)

### Shot 55 percent+ from field

**UH:** 53.2 (25-47), vs. #8/8 Iowa State (2/22/25)  
(W, 68-59)  
**Opp:** 57.9 (22-38), vs. rv/rv Baylor (2/10/25)  
(W, 76-65)

### Shot 50 percent+ from field

**UH:** 53.6 (30-56), vs. Cincinnati (3/1/25)  
(W, 73-64)  
**Opp:** 51.0 (25-49), vs. Oklahoma State (2/4/25)  
(W, 72-63)

### Shot 35 percent or less from field

**UH:** 26.8 (15-56), vs. #7/8 (2) Iowa State,  
Phillips 66 Big 12 Championship Title Game  
(3/16/24) (L, 41-69)  
**Opp:** 33.9 (20-59), at Baylor (3/8/25) (W, 65-61)

### Shot 30 percent or less from field

**UH:** 26.8 (15-56), vs. #7/8 (2) Iowa State,  
Phillips 66 Big 12 Championship Title Game  
(3/16/24) (L, 41-69)  
**Opp:** 29.8 (17-57), at #10/10 Texas Tech (2/24/25)  
(W, 69-61)

### Shot 25 percent or less from field

**UH:** 23.8 (15-63), vs. Kent State (11/26/22)  
(W, 49-44)  
**Opp:** 24.0 (12-50), vs. Troy (12/10/24) (W, 62-42)

### Shot 20 percent or less from field

**UH:** TBD  
**Opp:** 15.9 (7-44), vs. UCF (1/20/24) (W, 57-42)

### 3-Point Field Goals Made

**Made 19+ 3-pointers**  
**UH:** 19, vs. Florida Tech (Nov. 22, 2005)  
(W, 131-62)  
**Opp:** Has not happened

### Made 18+ 3-pointers

**UH:** 18, vs. East Carolina (2/25/18) (W, 109-58)  
**Opp:** Has not happened

### Made 17+ 3-pointers

**UH:** 18, vs. Norfolk State (11/29/22) (W, 100-52)  
**Opp:** Has not happened

### Made 16+ 3-pointers

**UH:** 16, vs. BYU (1/4/25) (W, 86-55)  
**Opp:** Has not happened

### Made 15+ 3-pointers

**UH:** 16, vs. BYU (1/4/25) (W, 86-55)  
**Opp:** 15, at #18/14 Louisville (1/16/14) (L, 52-91)

### Made 14+ 3-pointers

**UH:** 16, vs. BYU (1/4/25) (W, 86-55)  
**Opp:** 14, vs. Vermont, Gulf Coast Showcase  
Championship (11/23/16) (W, 72-71)

### Made 13+ 3-pointers

**UH:** 16, vs. BYU (1/4/25) (W, 86-55)  
**Opp:** 13, vs. Lamar (11/25/20)

### Made 12+ 3-pointers

**UH:** 16, vs. BYU (1/4/25) (W, 86-55)  
**Opp:** 12, vs. #22/19 Texas Tech (2/1/25)  
(L, 81-82 OT)

### Made 11+ 3-pointers

**UH:** 11, at Arizona State (2/18/25) (W, 80-65)  
**Opp:** 12, vs. #22/19 Texas Tech (2/1/25)  
(L, 81-82 OT)

### Made 10+ 3-pointers

**UH:** 10, vs. #8/8 Iowa State (2/22/25) (W, 68-59)  
**Opp:** 12, vs. #22/19 Texas Tech (2/1/25)  
(L, 81-82 OT)

### Made 3 or fewer 3-pointers

**UH:** 3, at UCF (1/18/25) (W, 69-68)  
**Opp:** 3, vs. TCU (1/6/25) (W, 65-46)

### Made 2 or fewer 3-pointers

**UH:** 2, vs. #13/14 (4) Duke,  
NCAA Tournament Sweet 16 (3/29/24)  
(L, 51-54)  
**Opp:** 2, vs. (8) TCU, Big 12 Championship  
Quarterfinals (3/15/24) (W, 60-45)

### Made 1 or fewer 3-pointer

**UH:** 1, vs. #6/5 Villanova, NCAA Tournament  
Elite Eight (3/26/22) (L, 44-50)  
**Opp:** 1, vs. Norfolk State (11/29/22) (W, 100-52)

### Did not make a 3-pointer

**UH:** vs. Saint Louis (3/7/01), C-USA Tournament  
(L, 65-78)  
*Current streak of 785 straight games through March 13, 2025*  
**Opp:** vs. Tulsa (1/4/15) (L, 54-72)  
*Current streak of 359 straight games through March 13, 2025*

### 3-Point Field Goal Attempts

#### Attempted 40+ 3-pointers

**UH:** 42, at UCF (2/2/08) (W, 84-81)  
**Opp:** 43, vs. Hofstra (11/9/21) (W, 83-75 OT)

#### Attempted 35+ 3-pointers

**UH:** 35, vs. ULM (11/6/23) (W, 84-31)  
**Opp:** 38, at #21/19 BYU (1/23/24) (W, 75-68)

#### Attempted 30+ 3-pointers

**UH:** 34, vs. BYU (1/4/25) (W, 86-55)  
**Opp:** 30, at #10/10 Texas Tech (2/24/25)  
(W, 69-61)

#### Attempted 25+ 3-pointers

**UH:** 25, at #12/11 Kansas (1/25/25)  
(W, 92-86, 2OT)  
**Opp:** 30, at #10/10 Texas Tech (2/24/25)  
(W, 69-61)

#### Attempted 20+ 3-pointers

**UH:** 20, vs. Kansas (3/3/25) (W, 65-59)  
**Opp:** 20, vs. (16) Colorado, Phillips 66 Big 12  
Championship Quarterfinals (3/13/25)  
(W, 77-68)

#### Attempted 15+ 3-pointers

**UH:** 18, vs. (16) Colorado, Phillips 66 Big 12  
Championship Quarterfinals (3/13/25)  
(W, 77-68)  
**Opp:** 20, vs. (16) Colorado, Phillips 66 Big 12  
Championship Quarterfinals (3/13/25)  
(W, 77-68)

### 3-Point Field Goal Percentage

#### Shot 60 percent or higher from 3-pt line

**UH:** 60.0 (12-20), vs. Jackson State (11/4/24)  
(W, 97-40)  
**Opp:** 60.0 (9-15), vs. rv/rv Baylor (2/10/25)  
(W, 76-65)

#### Shot 50 percent or higher from 3-pt line

**UH:** 50.0 (6-12), at #10/10 Texas Tech (2/24/25)  
(W, 69-61)  
**Opp:** 60.0 (9-15), vs. rv/rv Baylor (2/10/25)  
(W, 76-65)

#### Shot 45 percent or higher from 3-pt line

**UH:** 45.0 (6-12), at #10/10 Texas Tech (2/24/25)  
(W, 69-61)  
**Opp:** 60.0 (9-15), vs. rv/rv Baylor (2/10/25)  
(W, 76-65)

#### Shot 40 percent or higher from 3-pt line

**UH:** 44.4 (8-18), vs. (16) Colorado, Phillips 66  
Big 12 Championship Quarterfinals (3/13/25)  
(W, 77-68)  
**Opp:** 41.7 (5-12), vs. Kansas (3/3/25) (W, 65-59)

#### Shot 30 percent or higher from 3-pt line

**UH:** 42.1 (8-19), at Baylor (3/8/25) (W, 65-61)  
**Opp:** 31.0 (9-21), at Baylor (3/8/25) (W, 65-61)

#### Shot 20 percent or less from 3-pt line

**UH:** 16.7 (4-24), vs. Toledo (12/18/24) (W, 78-49)  
**Opp:** 20.0 (6-30), at #10/10 Texas Tech (2/24/25)  
(W, 69-61)

#### Shot 10 percent or less from 3-pt line

**UH:** 5.0 (1-20), vs. #6/5 Villanova,  
NCAA Tournament Elite Eight (3/26/22) (L, 44-50)  
**Opp:** 10.0 (2-20), vs. (8) TCU, Big 12  
Championship Quarterfinals (3/15/24)  
(W, 60-45)

### Free Throws Made

#### Made 40+ free throws

**UH:** 40, vs. Southwestern (12/12/77)  
**Opp:** 42, vs. Texas Tech, SWC Classic (3/10/94)  
(L, 86-110)

#### Made 35+ free throws

**UH:** 35, vs. Southern Miss (1/23/02)  
**Opp:** 36, vs. Wyoming, Global Sports Classic  
Championship Round (12/22/15)

#### Made 30+ free throws

**UH:** 31, vs. South Carolina (12/5/20) (W, 77-67)  
**Opp:** 30, vs. #9/9 Alabama, Players Era Festival  
(11/26/24) (L, 80-85 OT)

#### Made 25+ free throws

**UH:** 26, vs. #9/9 Alabama, Players Era Festival  
(11/26/24) (L, 80-85 OT)  
**Opp:** 30, vs. #9/9 Alabama, Players Era Festival  
(11/26/24) (L, 80-85 OT)

#### Made 20+ free throws

**UH:** 21, vs. (16) Colorado, Phillips 66 Big 12  
Championship Quarterfinals (3/13/25)  
(W, 77-68)  
**Opp:** 21, at #10/10 Texas Tech (2/24/25)  
(W, 69-61)

#### Made 10 or fewer free throws

**UH:** 10, vs. Cincinnati (3/1/25) (W, 73-64)  
**Opp:** 6, vs. Cincinnati (3/1/25) (W, 73-64)

#### Made 5 or fewer free throws

**UH:** 5, vs. TCU (1/6/25) (W, 65-46)  
**Opp:** 5, at rv/rv West Virginia (1/29/25)  
(W, 63-49)

#### Made 3 or fewer free throws

**UH:** 3, vs. #25/25 Texas Tech (1/17/24) (W, 77-54)  
**Opp:** 3, vs. Stetson (11/13/23) (W, 79-48)

#### Made 2 or fewer free throws

**UH:** 1, at Oklahoma State (12/8/18) (W, 63-53)  
**Opp:** 2, vs. McNeese (12/21/22) (W, 83-44)

#### Made 1 or fewer free throws

**UH:** 1, at Oklahoma State (12/8/18) (W, 63-53)  
**Opp:** 1, vs. Rice (1/9/91) (W, 80-73)

#### Made 0 free throws

**UH:** 0, at TCU (1/19/05) (L, 51-58)  
**Opp:** Has not happened

### Free Throws Attempts

#### Attempted 50+ free throws

**UH:** 53, vs. Southwestern (12/12/77)  
**Opp:** 50, at Tulsa (2/16/13) (L, 92-101, 3OT)

#### Attempted 45+ free throws

**UH:** 45, vs. Texas Southern (12/23/00) (L, 68-71)  
**Opp:** 45, vs. (9) Texas A&M,  
NCAA Tournament South Region Round of 32,  
(3/24/24) (W, 100-95, OT)

#### Attempted 40+ free throws

**UH:** 43, vs. Houston Baptist (12/16/14) (W, 83-76)  
**Opp:** 41, vs. #9/9 Alabama, Players Era Festival  
(11/26/24) (L, 80-85 OT)

#### Attempted 35+ free throws

**UH:** 38, vs. South Carolina (12/5/20) (W, 77-67)  
**Opp:** 41, vs. #9/9 Alabama, Players Era Festival  
(11/26/24) (L, 80-85 OT)

## THE LAST TIME...

### Attempted 30+ free throws

**UH:** 31, vs. (16) Colorado, Phillips 66 Big 12 Championship Quarterfinals (3/13/25) (W, 77-68)  
**Opp:** 34, vs. #22/19 Texas Tech (2/1/25) (L, 81-82 OT)

### Attempted 10 or fewer free throws

**UH:** 10, vs. #8/8 Iowa State (2/22/25) (W, 68-59)  
**Opp:** 8, vs. Cincinnati (3/1/25) (W, 73-64)

### Attempted 5 or fewer free throws

**UH:** 3, vs. #25/25 Texas Tech (1/17/24) (W, 77-54)  
**Opp:** 5, vs. Stetson (11/13/23) (W, 79-48)

### Attempted 3 or fewer free throws

**UH:** 3, vs. #25/25 Texas Tech (1/17/24) (W, 77-54)  
**Opp:** 2, vs. TCU (2/1/85) (L, 80-85)

### Attempted 2 or fewer free throws

**UH:** 2, at Oklahoma State (12/8/18) (W, 63-53)  
**Opp:** 2, vs. TCU (2/1/85) (L, 80-85)

### Attempted 1 or fewer free throws

**UH:** 1, vs. SMU (2/16/11) (L, 51-65)  
**Opp:** Has not happened

### Free Throw Percentage

#### Shot 100 percent from FT line

**UH:** 100.0 (6-6), at rv/rv West Virginia (1/29/25) (W, 63-49)  
**Opp:** 100.0 (15-15), vs. #6/5 Villanova, NCAA Tournament Elite Eight (3/26/22) (L, 44-50)

#### Shot 90 percent or higher from FT line

**UH:** 100.0 (6-6), at rv/rv West Virginia (1/29/25) (W, 63-49)  
**Opp:** 93.8 (15-16), vs. Longwood, NCAA Tournament South Region First Round (3/22/24) (W, 86-46)

#### Shot 80 percent or higher from FT line

**UH:** 83.3 (10-12), vs. Cincinnati (3/1/25) (W, 73-64)  
**Opp:** 85.0 (17-20), vs. (16) Colorado, Phillips 66 Big 12 Championship Quarterfinals (3/13/25) (W, 77-68)

#### Shot 70 percent or higher from FT line

**UH:** 72.2 (13-18), at Baylor (3/8/25) (W, 65-61)  
**Opp:** 85.0 (17-20), vs. (16) Colorado, Phillips 66 Big 12 Championship Quarterfinals (3/13/25) (W, 77-68)

#### Shot 60 percent or higher from FT line

**UH:** 67.7 (21-31), vs. (16) Colorado, Phillips 66 Big 12 Championship Quarterfinals (3/13/25) (W, 77-68)  
**Opp:** 85.0 (17-20), vs. (16) Colorado, Phillips 66 Big 12 Championship Quarterfinals (3/13/25) (W, 77-68)

#### Shot 50 percent or less from FT line

**UH:** 50.0 (9-18), at UCF (3/6/24) (W, 67-59)  
**Opp:** 50.0 (6-12), vs. Oklahoma State (2/4/25) (W, 72-63)

#### Shot 40 percent or less from FT line

**UH:** 36.4 (4-11), at #8/8 Cincinnati (1/31/18) (L, 70-80)  
**Opp:** 35.3 (6-17), vs. ULM (11/6/23) (W, 84-31)

### Rebounds

#### Had 60+ Rebounds

**UH:** 62, vs. Morgan State (11/22/14) (W, 72-57)  
**Opp:** 65, vs. Georgetown (St. Petersburg, Fla.) (12/29/90) (L, 51-63)

#### Had 50+ Rebounds

**UH:** 50, vs. Toledo (12/18/24) (W, 78-49)  
**Opp:** 55, vs. (8) TCU, Big 12 Championship Quarterfinals (3/15/24) (W, 60-45)

#### Had 40+ Rebounds

**UH:** 40, vs. Oklahoma State (2/4/25) (W, 72-63)  
**Opp:** 40, at #10/10 Texas Tech (2/24/25) (W, 69-61)

#### Had 30+ Rebounds

**UH:** 35, vs. (16) Colorado, Phillips 66 Big 12 Championship Quarterfinals (3/13/25) (W, 77-68)  
**Opp:** 30, vs. (16) Colorado, Phillips 66 Big 12 Championship Quarterfinals (3/13/25) (W, 77-68)

#### Had 20 or fewer Rebounds

**UH:** 18, vs. Southeastern Louisiana (12/18/04) (W, 68-61)  
**Opp:** 20, vs. rv/rv Baylor (2/10/25) (W, 76-65)

### Rebounding Margin

#### Had +49 Rebound Margin

**UH:** Has not happened  
**Opp:** +49 (70-21), at #10 Bradley (1/11/58) (L, 80-116)

#### Had +48 Rebound Margin

**UH:** Has not happened  
**Opp:** +49 (70-21), at #10 Bradley (1/11/58) (L, 80-116)

#### Had +47 Rebound Margin

**UH:** Has not happened  
**Opp:** +49 (70-21), at #10 Bradley (1/11/58) (L, 80-116)

#### Had +45 Rebound Margin

**UH:** +45 (72-27), vs. St. Mary's (Texas) (2/15/67) (W, 110-79)  
**Opp:** +47 (74-27), vs. Notre Dame (1/9/65) (L, 80-10)

#### Had +44 Rebound Margin

**UH:** +44 (72-27), at West Texas A&M (2/23/67) (W, 120-76)  
**Opp:** +47 (74-27), vs. Notre Dame (1/9/65) (L, 80-10)

#### Had +43 Rebound Margin

**UH:** +44 (72-27), at West Texas A&M (2/23/67) (W, 120-76)  
**Opp:** +47 (74-27), vs. Notre Dame (1/9/65) (L, 80-10)

#### Had +41 Rebound Margin

**UH:** +42 (68-26), vs. Valparaiso (2/24/68) (W, 158-81)  
**Opp:** +47 (74-27), vs. Notre Dame (1/9/65) (L, 80-10)

#### Had +40 Rebound Margin

**UH:** +42 (68-26), vs. Valparaiso (2/24/68) (W, 158-81)  
**Opp:** +47 (74-27), vs. Notre Dame (1/9/65) (L, 80-10)

#### Had +38 Rebound Margin

**UH:** +38 (65-27), vs. UNLV (1/20/71) (W, 130-73)  
**Opp:** +47 (74-27), vs. Notre Dame (1/9/65) (L, 80-10)

#### Had +37 Rebound Margin

**UH:** +37 (75-38), vs. Trinity (12/11/76) (W, 124-67)  
**Opp:** +47 (74-27), vs. Notre Dame (1/9/65) (L, 80-10)

#### Had +36 Rebound Margin

**UH:** +37 (75-38), vs. Trinity (12/11/76) (W, 124-67)  
**Opp:** +47 (74-27), vs. Notre Dame (1/9/65) (L, 80-10)

#### Had +35 Rebound Margin

**UH:** +35 (65-30), vs. Nevada (12/2/89) (W, 109-68)  
**Opp:** +47 (74-27), vs. Notre Dame (1/9/65) (L, 80-10)

#### Had +32 Rebound Margin

**UH:** +35 (65-30), vs. Nevada (12/2/89) (W, 109-68)  
**Opp:** +32 (26-58), at Arizona (12/17/06) (L, 62-87)

#### Had +30 Rebound Margin

**UH:** +31 (53-22), vs. East Carolina (2/25/18) (W, 109-58)  
**Opp:** +31 (26-57), at Nevada (11/21/09) (L, 99-112)

#### Had +28 Rebound Margin

**UH:** +28 (54-26), vs. SMU (1/5/23) (W, 87-53)  
**Opp:** +31 (26-57), at Nevada (11/21/09) (L, 99-112)

#### Had +25 Rebound Margin

**UH:** +26 (53-27), vs. Tulsa (2/8/23) (W, 80-42)  
**Opp:** +27 (25-52) at UTSA (1/1/10) (L, 82-83)

#### Had +20 Rebound Margin

**UH:** +24 (44-20), at Kansas State (1/11/25) (W, 87-57)  
**Opp:** +22 (23-45), vs. South Florida (12/30/15) (W, 73-67)

#### Had +15 Rebound Margin

**UH:** +16 (40-24), vs. Oklahoma State (2/4/25) (W, 72-63)  
**Opp:** +16 (24-40), at #8/9 Kansas (2/3/24) (L, 65-78)

#### Had +10 Rebound Margin

**UH:** +11 (36-25), at Arizona State (2/18/25) (W, 80-65)  
**Opp:** +14 (35-49), vs. (9) Texas A&M, NCAA Tournament South Region Round of 32 (3/24/24) (W, 100-95 OT)

#### Had +5 Rebound Margin

**UH:** +5 (35-30), vs. (16) Colorado, Phillips 66 Big 12 Championship Quarterfinals (3/13/25) (W, 77-68)  
**Opp:** +5 (33-38), at Baylor (3/8/25) (W, 65-61)

#### Had +3 Rebound Margin

**UH:** +5 (35-30), vs. (16) Colorado, Phillips 66 Big 12 Championship Quarterfinals (3/13/25) (W, 77-68)  
**Opp:** +5 (33-38), at Baylor (3/8/25) (W, 65-61)

#### Had +1 Rebound Margin

**UH:** +5 (35-30), vs. (16) Colorado, Phillips 66 Big 12 Championship Quarterfinals (3/13/25) (W, 77-68)  
**Opp:** +5 (33-38), at Baylor (3/8/25) (W, 65-61)

#### Had Even Rebound Margin

**UH:** (33-33), vs. #11/11 Auburn, Battleground 2k24 (11/13/24) (L, 69-74)

### Assists

#### Recorded 35+ assists

**UH:** 35, vs. SMU (1/8/83) (W, 105-71)  
**Opp:** Has not happened

#### Recorded 30+ assists

**UH:** 31, vs. East Carolina (2/18/25) (W, 109-58)  
**Opp:** 30, at Charlotte (12/28/98) (L, 75-105)

#### Recorded 25+ assists

**UH:** 26, vs. Norfolk State (11/29/22) (W, 100-52)  
**Opp:** 25, at rv/rv SMU (1/21/17) (L, 64-85)

#### Recorded 20+ assists

**UH:** 20, vs. rv/- Hofstra (11/22/24) (W, 80-44)  
**Opp:** 20, at #12/11 Kansas (1/25/25) (W, 92-86, 2OT)

#### Recorded 15+ assists

**UH:** 15, at Arizona State (2/18/25) (W, 80-65)  
**Opp:** 10, vs. rv/rv Baylor (2/10/25) (W, 76-65)

#### Recorded 10+ assists

**UH:** 12, at #10/10 Texas Tech (2/24/25) (W, 69-61)  
**Opp:** 11, vs. (16) Colorado, Phillips 66 Big 12 Championship Quarterfinals (3/13/25) (W, 77-68)

#### Recorded 5 or fewer assists

**UH:** 13, vs. Louisiana (11/13/24) (W, 91-45)  
**Opp:** 4, vs. TCU (1/6/25) (W, 65-46)

#### Recorded 3 or fewer assists

**UH:** 3, vs. Boise State (11/27/20) (W, 68-58)  
**Opp:** 3, vs. Saint Joseph's, Veterans Classic (11/11/22) (W, 81-55)

### Blocked Shots

#### Recorded 15+ blocks

**UH:** 15, vs. #13 Villanova (3/27/83), NCAA Tournament Midwest Regional championship (W, 89-71)  
**Opp:** Has not happened

#### Recorded 10+ blocks

**UH:** 11, vs. Utah (1/22/25) (W, 70-36)  
**Opp:** 10, at Cincinnati (2/1/20) (L, 62-64)

#### Recorded 5+ blocks

**UH:** 6, vs. Kansas (3/3/25) (W, 65-59)  
**Opp:** 5, vs. Kansas (3/3/25) (W, 65-59)

#### Recorded 0 blocks

**UH:** 0, at Tulane (2/23/22) (W, 81-67)  
**Opp:** 0, vs. (16) Colorado, Phillips 66 Big 12 Championship Quarterfinals (3/13/25) (W, 77-68)

### Steals

#### Recorded 20+ steals

**UH:** 22, vs. McNeese (12/31/05) (W, 78-67)  
**Opp:** 21, vs. Texas (1/29/94 L, 78-110)

#### Recorded 15+ steals

**UH:** 16, vs. Kansas (3/3/25) (W, 65-59)  
**Opp:** 18, vs. Arkansas-Pine Bluff, Continental Tire Las Vegas Classic Regional Round (12/17/14) (L, 56-61 OT)

#### Recorded 10+ steals

**UH:** 16, vs. Kansas (3/3/25) (W, 65-59)  
**Opp:** 10, vs. (16) Colorado, Phillips 66 Big 12 Championship Quarterfinals (3/13/25) (W, 77-68)

## THE LAST TIME...

### Recorded 5+ steals

**UH:** 9, vs. (16) Colorado, Phillips 66 Big 12 Championship Quarterfinals (3/13/25) (W, 77-68)

**Opp:** 10, vs. (16) Colorado, Phillips 66 Big 12 Championship Quarterfinals (3/13/25) (W, 77-68)

### Turnovers

#### Recorded 30+ turnovers

**UH:** NA

**Opp:** 30, vs. Louisiana College (11/19/12) (W, 106-59)

#### Recorded 25+ turnovers

**UH:** 26, vs. Nicholls (11/12/10) (W, 63-62 OT)

**Opp:** 26, vs. Utah (1/22/25) (W, 70-36)

#### Recorded 20+ turnovers

**UH:** 23, vs. Kent State (11/26/22) (W, 49-44)

**Opp:** 20, vs. Kansas (3/3/25) (W, 65-59)

#### Recorded 15+ turnovers

**UH:** 17, vs. #8/8 Iowa State (2/22/25) (W, 68-59)

**Opp:** 20, vs. Kansas (3/3/25) (W, 65-59)

#### Recorded 10+ turnovers

**UH:** 12, vs. (16) Colorado, Phillips 66 Big 12 Championship Quarterfinals (3/13/25) (W, 77-68)

**Opp:** 13, vs. (16) Colorado, Phillips 66 Big 12 Championship Quarterfinals (3/13/25) (W, 77-68)

#### Recorded 5 or fewer turnovers

**UH:** 9, at Baylor (3/8/25) (W, 65-61)

**Opp:** 9, at Baylor (3/8/25) (W, 65-61)

#### Recorded 3 or fewer turnovers

**UH:** 3, at #8/9 Kansas (2/3/24) (L, 65-78)

**Opp:** NA

#### Recorded 2 or fewer turnovers

**UH:** 1, vs. UConn (2/1/15) (W, 70-68)

**Opp:** NA

### Fouls

#### Recorded 36+ fouls

**UH:** 36, vs. Tulsa (2/16/13) (L, 92-101)

**Opp:** NA

#### Recorded 35+ fouls

**UH:** 35, vs. Wyoming, Global Sports Classic Third/Championship Rounds (12/22/15) (W, 94-89 2OT)

**Opp:** NA

#### Recorded 30+ fouls

**UH:** 30, vs. #9/9 Alabama, Players Era Festival (11/26/24) (L, 80-85 OT)

**Opp:** 30, vs. UConn (1/23/20) (W, 63-59)

#### Recorded 25+ fouls

**UH:** 30, vs. #9/9 Alabama, Players Era Festival (11/26/24) (L, 80-85 OT)

**Opp:** 25, vs. #9/9 Alabama, Players Era Festival (11/26/24) (L, 80-85 OT)

#### Recorded 20+ fouls

**UH:** 20, vs. (16) Colorado, Phillips 66 Big 12 Championship Quarterfinals (3/13/25) (W, 77-68)

**Opp:** 23, vs. (16) Colorado, Phillips 66 Big 12 Championship Quarterfinals (3/13/25) (W, 77-68)

#### Recorded 15+ fouls

**UH:** 16, at Baylor (3/8/25) (W, 65-61)

**Opp:** 18, at Baylor (3/8/25) (W, 65-61)

### Recorded 12 or fewer fouls

**UH:** 12, vs. Oklahoma State (2/4/25) (W, 72-63)

**Opp:** 11, at #13/13 Arizona (2/15/25) (W, 62-58)

### Recorded 10 or fewer fouls

**UH:** 10, vs. Dayton, Shriners Childrens Charleston Classic Title Game (11/19/23) (W, 69-55)

**Opp:** 10, at Oklahoma State (12/30/24) (W, 60-47)

### Recorded 8 or fewer fouls

**UH:** 4, vs. McNeese (12/21/22) (W, 83-44)

**Opp:** 8, vs. Our Lady of the Lake (2/6/21) (W, 112-46)

### Recorded 7 or fewer fouls

**UH:** 4, vs. McNeese (12/21/22) (W, 83-44)

**Opp:** 6, at UCF (2/15/15) (L, 54-56)

### Recorded 6 or fewer fouls

**UH:** 4, vs. McNeese (12/21/22) (W, 83-44)

**Opp:** 6, at UCF (2/15/15) (L, 54-56)

## A PLAYER...

### Triple-Doubles

#### Recorded a triple-double

**UH:** DeJon Jarreau (15 pts., 10 rebs., 10 asts.), vs. Tulane, American Championship Quarterfinals (3/12/21) (W, 77-52)

**Opp:** Jalen James (12 pts., 13 rebs., 10 asts.), vs. San Jose State (12/7/13) (L, 68-72)

### Double-Doubles

#### Recorded a points-rebounds double-double

**UH:** J'Wan Roberts (11 pts, 10 rebs), at Baylor (3/8/25) (W, 65-61)

**Opp:** Norchad Omier (13 pts, 16 rebs), at Baylor (3/8/25) (W, 65-61)

#### Recorded a points-assists double-double

**UH:** Jamal Shead (21pts, 10 asts), vs. (9) Texas A&M, NCAA Tournament South Region Round of 32, (3/24/24) (W, 100-95, OT)

**Opp:** Davion Mitchell (12 pts, 11 asts), vs. #3/3 Baylor, NCAA Tournament Final Four (4/4/21) (L, 59-78)

#### Had two players record a double-double

**UH:** Josh Carlton (23 pts, 11 rebs), Kyler Edwards (11 pts, 10 rebs), at Wichita State (2/20/22) (W, 76-74 2OT)

**Opp:** Grant Nelson (13 pts, 10 rebs), Mouhamed Dioubate (10 pts., 16 rebs), vs. #9/9 Alabama, Players Era Festival (11/26/24) (L, 80-85 OT)

#### Had three players record a double-double

**UH:** J'Wan Roberts (10 pts, 11 rebs), Kiyron Powell (11 pts, 13 rebs), Jamal Shead (20 pts, 11 asts), vs. Our Lady of the Lake (2/6/21) (W, 112-46)

**Opp:** NA

#### Recorded four straight double-doubles

**UH:** TaShawn Thomas (24 pts, 17 rebs, at George Mason, CBI Quarterfinals; 15 pts., 10 rebs., vs. Texas, CBI First Round, 3/20/13; 15 pts., 11 rebs., vs. UTEP, C-USA Championship Quarterfinals, 3/14/13; 16 pts, 10 rebs., vs. Rice, C-USA Championship First Round, 3/13/13)

### Recorded three straight double-doubles

**UH:** Devonta Pollard (17 pts, 10 rebs), vs. Houston Baptist (12/16/14) (W, 83-76); (22 pts, 10 rebs), vs. Abilene Christian (12/6/14) (W, 71-59); (10 pts., 10 rebs.), vs. UT Rio Grande Valley (12/4/14) (W, 71-59)

### Recorded consecutive double-doubles

**UH:** J'Wan Roberts

(11 pts, 12 rebs), vs. Northern Kentucky, NCAA Tournament First Round (3/16/23) (W, 63-52) (12 pts, 20 rebs.), vs. Memphis, The American Championship Title Game (3/12/23) (L, 65-75)

### Points Scored

#### Scored 60+ points

**UH:** 62, Elvin Hayes, vs. Valparaiso (2/24/68) (W, 158-81)

**Opp:** Has not happened

#### Scored 55+ points

**UH:** 62, Elvin Hayes, vs. Valparaiso (2/24/68) (W, 158-81)

**Opp:** Has not happened

#### Scored 50+ points

**UH:** 52, Robert McKiver, vs. Southern Miss (2/27/08)

**Opp:** 50, Ron Schlieman, North Dakota State (12/7/67)

#### Scored 45+ points

**UH:** 52, Robert McKiver, vs. Southern Miss (2/27/08)

**Opp:** 50, Ron Schlieman, vs. North Dakota State (12/7/67)

#### Scored 40+ points

**UH:** 52, Robert McKiver, vs. Southern Miss (2/27/08)

**Opp:** 42, Russ Smith, #5/5 Louisville, American Championship Semifinals (3/14/14) (L, 65-94)

#### Scored 35+ points

**UH:** 39, Rob Gray, vs. San Diego State, NCAA Tournament First Round, (3/16/18) (W, 67-65)

**Opp:** 42, Russ Smith, #5/5 Louisville, American Championship Semifinals (3/14/14) (L, 65-94)

#### Scored 30+ points

**UH:** 30, LJ Cryer, vs. #9/9 Alabama, Players Era Festival (11/26/24) (L, 80-85 OT)

**Opp:** 34, Wade Taylor IV, vs. rv/rv Texas A&M, The Halal Guys Showcase (12/16/23) (W, 70-66)

#### Scored 25+ points

**UH:** 28, LJ Cryer, vs. #8/8 Iowa State (2/22/25) (W, 68-59)

**Opp:** 25, Andrej Jakimovski, vs. (16) Colorado, Phillips 66 Big 12 Championship Quarterfinals (3/13/25) (W, 77-68)

#### Scored 20+ points

**UH:** 23, LJ Cryer, at Baylor (3/8/25) (W, 65-61)

**Opp:** 25, Andrej Jakimovski, vs. (16) Colorado, Phillips 66 Big 12 Championship Quarterfinals (3/13/25) (W, 77-68)

#### Scored 20+ points in first half

**UH:** 20, Fabian White Jr., vs. Cincinnati (3/1/22) (W, 71-53)

**Opp:** 20, Kendrick Davis, vs. Memphis, The American Championship Title Game (3/12/23) (L, 65-75)

### 30-Point Game Streaks

#### Scored 30+ points in 3+ straight games

**UH:** 3, Aubrey Coleman (37, vs. Marshall, 1/30/10; 32, at Memphis, 1/23/10; 30, vs. UCF, 1/20/10)

#### Scored 30+ points in 2+ straight games

**UH:** 2, Dameyan Dotson, 32, at Tulane (2/8/17) (W, 91-62); 31, vs. UCF (2/1/17) (W, 82-64)

### 20-Point Game Streaks

#### Scored 20+ points in 8+ straight games

**UH:** 11, Aubrey Coleman 29, at WKU (2/9/10) (W, 74-72) 22, vs. Southern Miss (2/6/10) (L, 55-57) 23, at UTEP (2/3/10) (L, 58-65) 37, vs. Marshall (1/30/10) (W, 81-66) 32, at Memphis (1/23/10) (L, 77-92) 30, vs. UCF (1/20/10) (L, 71-78) 25, at East Carolina (1/16/10) (W, 74-55) 22, vs. UTEP (1/13/10) (W, 75-65) 25, vs. Tulsa (1/9/10) (L, 80-86) 22, at Rice (1/6/10) (W, 83-66) 28, at Iowa State (1/3/10) (L, 75-82, 20T)

#### Scored 20+ points in 7+ straight games

**UH:** 11, Aubrey Coleman 29, at WKU (2/9/10) (W, 74-72) 22, vs. Southern Miss (2/6/10) (L, 55-57) 23, at UTEP (2/3/10) (L, 58-65) 37, vs. Marshall (1/30/10) (W, 81-66) 32, at Memphis (1/23/10) (L, 77-92) 30, vs. UCF (1/20/10) (L, 71-78) 25, at East Carolina (1/16/10) (W, 74-55) 22, vs. UTEP (1/13/10) (W, 75-65) 25, vs. Tulsa (1/9/10) (L, 80-86) 22, at Rice (1/6/10) (W, 83-66) 28, at Iowa State (1/3/10) (L, 75-82, 20T)

#### Scored 20+ points in 6+ straight games

**UH:** 6, Marcus Sasser 22, vs. Wichita State (3/2/23) (W, 83-66) 22, at East Carolina (2/25/23) (W, 76-57) 22, vs. Tulane (2/22/23) (W, 89-59) 20, vs. Memphis (2/19/23) (W, 72-64) 20, at SMU (2/16/23) (W, 80-65) 25, vs. Tulsa (2/8/23) (W, 80-42)

#### Scored 20+ points in 5+ straight games

**UH:** 6, Marcus Sasser 22, vs. Wichita State (3/2/23) (W, 83-66) 22, at East Carolina (2/25/23) (W, 76-57) 22, vs. Tulane (2/22/23) (W, 89-59) 20, vs. Memphis (2/19/23) (W, 72-64) 20, at SMU (2/16/23) (W, 80-65) 25, vs. Tulsa (2/8/23) (W, 80-42)

#### Scored 20+ points in 4+ straight games

**UH:** 5, Marcus Sasser 22, at East Carolina (2/25/23) (W, 76-57) 22, vs. Tulane (2/22/23) (W, 89-59) 20, vs. Memphis (2/19/23) (W, 72-64) 20, at SMU (2/16/23) (W, 80-65) 25, vs. Tulsa (2/8/23) (W, 80-42)

#### Scored 20+ points in 3+ straight games

**UH:** 3, LJ Cryer 23, at Baylor (3/8/25) (W, 65-61) 22, vs. Kansas (3/3/25) (W, 65-59) 20, vs. Cincinnati (3/1/25) (W, 73-64)

#### Scored 20+ points in 2+ straight games

**UH:** 3, LJ Cryer 23, at Baylor (3/8/25) (W, 65-61) 22, vs. Kansas (3/3/25) (W, 65-59) 20, vs. Cincinnati (3/1/25) (W, 73-64)



## THE LAST TIME...

### Double-Digit Scorers

#### Had 7+ players score in double digits

**UH:** Lamar Roberson (25), Oliver Lafayette (19), Jahmar Thorpe (15), Ramon Dyer (14), Corey Bloom (13), Sergio de Randamie (11), Tristan Martin (10), vs. Florida Tech (11/22/05) (W, 131-62)

**Opp:** NA

#### Had 6+ players score in double digits

**UH:** Quentin Grimes (18), Tramon Mark (15), Marcus Sasser (14), Fabian White Jr. (12), Justin Gorham (10), Brison Gresham (10), vs. Cleveland State, NCAA Tournament First Round (3/19/21) (W, 87-56)

**Opp:** Julian Washburn (20), Jacques Streeter (13), Konner Tucker (12), McKenzie Moore (11), Cedrick Lang (10), Jalen Ragland, vs. UTEP, C-USA Championship Quarterfinals (3/14/13) (L, 69-80)

#### Had 5+ players score in double digits

**UH:** LJ Cryer (14), Milos Uzan (12), Terrance Arceneaux (11), J'Wan Roberts (10), Emanuel Sharp (10), vs. rv/rv Baylor (2/10/25) (W, 76-65)

**Opp:** Chance McMillian (23), Elijah Hawkins (17), Kerwin Walton (14), Darrien Williams (13), Christian Anderson (10), vs. #22/19 Texas Tech (2/1/25) (L, 81-82 OT)

#### Had 0 players score in double digits

**UH:** NA

**Opp:** at rv/rv West Virginia (1/29/25) (W, 63-49)

### 20-Point Scorers

#### Had 2+ 20-point scorers

**UH:** Emanuel Sharp (23), LJ Cryer (21), vs. San Diego State, Players Era Festival (11/30/24) (L, 70-73 OT)

**Opp:** Tahaad Pettiford (21), Johni Broome (20), vs. #11/11 Auburn, Mattress Firm Battleground 2k24 (11/9/24) (L, 69-74)

#### Had 3+ 20-point scorers

**UH:** Emanuel Sharp (30), LJ Cryer (21), Jamal Shead (20), vs. (9) Texas A&M, NCAA Tournament South Region Round of 32, (3/24/24) (W, 100-95, OT)

**Opp:** Ricky Tarrant (27), Kendall Timmons (22), Josh Davis (21), vs. Tulane (2/9/13) (L, 85-88)

### Field Goals Made

#### Made 15+ field goals

**UH:** 16, Aubrey Coleman, at Marshall (2/18/09) (L, 83-88)

**Opp:** 15, Craig Brackins, at Iowa State (12/28/08) (L, 67-71)

#### Made 10-14 field goals

**UH:** 11, LJ Cryer, vs. #8/8 Iowa State (2/22/25) (W, 68-59)

**Opp:** 10, Johni Broome, vs. #11/11 Auburn, Mattress Firm Battleground 2k24 (11/9/24) (L, 69-74)

### Field Goal Attempts

#### Attempted 30+ field goals

**UH:** 31, Aubrey Coleman, vs. Mississippi State (12/19/09)

**Opp:** NA

#### Attempted 25-29 field goals

**UH:** 26, LJ Cryer, vs. #9/9 Alabama, Players Era Festival (11/26/24) (L, 80-85 OT)

**Opp:** 26, Wade Taylor IV, vs. (9) Texas A&M, NCAA Tournament South Region Round of 32, (3/24/24) (W, 100-95, OT)

#### Attempted 20-24 field goals

**UH:** 21, J'Wan Roberts, at #12/11 Kansas (1/25/25) (W, 92-86, 20T)

**Opp:** 22, Tyrece Radford, vs. (9) Texas A&M, NCAA Tournament South Region Round of 32, (3/24/24) (W, 100-95, OT)

#### Attempted 15-19 field goals

**UH:** 15, LJ Cryer, vs. Kansas (3/3/25) (W, 65-59)

**Opp:** 15, Andrej Jakimovski, vs. (16) Colorado, Phillips 66 Big 12 Championship Quarterfinals (3/13/25) (W, 77-68)

### Rebounds

#### Recorded 30+ rebounds

**UH:** 37, Elvin Hayes, vs. Centenary (2/10/68)

**Opp:** Has not happened

#### Recorded 25+ rebounds

**UH:** 25, Hakeem Olajuwon, vs. Texas Tech (1/12/84)

**Opp:** 26, by Tom Owens, South Carolina (2/22/71)

#### Recorded 20+ rebounds

**UH:** 20, J'Wan Roberts, vs. Memphis, The American Championship Title Game (3/12/23) (L, 65-75)

**Opp:** 20, Adrick McKinney, at TCU (12/4/12) (W, 54-48)

#### Recorded 15+ rebounds

**UH:** 20, J'Wan Roberts, vs. Memphis, The American Championship Title Game (3/12/23) (L, 65-75)

**Opp:** 16, Norchad Omier, at Baylor (3/8/25) (W, 65-61)

#### Recorded 10+ rebounds

**UH:** 10, J'Wan Roberts, at Baylor (3/8/25) (W, 65-61)

**Opp:** 16, Norchad Omier, at Baylor (3/8/25) (W, 65-61)

### Rebounding Streaks

#### Recorded 10+ rebounds in 15+ straight games

**UH:** 15, Hakeem Olajuwon,

**1982-83**

13, vs. Villanova (3/27/83) (W, 89-71)

22, vs. Louisville (4/2/83) (W, 94-81)

18, vs. NC State (4/4/83) (L, 52-54)

**1983-84**

13, vs. NC State (11/19/83) (L, 64-76)

15, Kansas (11/26/83) (W, 91-76)

11, at Mississippi State (11/30/83) (W, 68-62)

18, Biscayne (12/3/83) (W, 69-51)

10, at LSU (12/6/83) (W, 100-91)

13, St. Mary's (Texas) (12/10/83) (W, 71-55)

10, Stetson (12/16/83) (W, 92-71)

17, Princeton (12/17/83) (W, 65-40)

11, Texas Lutheran (12/19/83) (W, 129-65)

13, at UC Santa Barbara (12/21/83) (W, 89-79)

13, vs. Louisville (12/25/83) (W, 76-73)

17, vs. Fresno State (12/26/83) (L, 61-68)

#### Recorded 10+ rebounds in 14+ straight games

**UH:** 15, Hakeem Olajuwon,

**1982-83**

13, vs. Villanova (3/27/83) (W, 89-71)

22, vs. Louisville (4/2/83) (W, 94-81)

18, vs. NC State (4/4/83) (L, 52-54)

**1983-84**

13, vs. NC State (11/19/83) (L, 64-76)

15, Kansas (11/26/83) (W, 91-76)

11, at Mississippi State (11/30/83) (W, 68-62)

18, Biscayne (12/3/83) (W, 69-51)

10, at LSU (12/6/83) (W, 100-91)

13, St. Mary's (Texas) (12/10/83) (W, 71-55)

10, Stetson (12/16/83) (W, 92-71)

17, Princeton (12/17/83) (W, 65-40)

11, Texas Lutheran (12/19/83) (W, 129-65)

13, at UC Santa Barbara (12/21/83) (W, 89-79)

13, vs. Louisville (12/25/83) (W, 76-73)

17, vs. Fresno State (12/26/83) (L, 61-68)

#### Recorded 10+ rebounds in 13+ straight games

**UH:** 15, Hakeem Olajuwon,

**1982-83**

13, vs. Villanova (3/27/83) (W, 89-71)

22, vs. Louisville (4/2/83) (W, 94-81)

18, vs. NC State (4/4/83) (L, 52-54)

**1983-84**

13, vs. NC State (11/19/83) (L, 64-76)

15, Kansas (11/26/83) (W, 91-76)

11, at Mississippi State (11/30/83) (W, 68-62)

18, Biscayne (12/3/83) (W, 69-51)

10, at LSU (12/6/83) (W, 100-91)

13, St. Mary's (Texas) (12/10/83) (W, 71-55)

10, Stetson (12/16/83) (W, 92-71)

17, Princeton (12/17/83) (W, 65-40)

11, Texas Lutheran (12/19/83) (W, 129-65)

13, at UC Santa Barbara (12/21/83) (W, 89-79)

13, vs. Louisville (12/25/83) (W, 76-73)

17, vs. Fresno State (12/26/83) (L, 61-68)

#### Recorded 10+ rebounds in 12+ straight games

**UH:** 15, Hakeem Olajuwon,

**1982-83**

13, vs. Villanova (3/27/83) (W, 89-71)

22, vs. Louisville (4/2/83) (W, 94-81)

18, vs. NC State (4/4/83) (L, 52-54)

**1983-84**

13, vs. NC State (11/19/83) (L, 64-76)

15, Kansas (11/26/83) (W, 91-76)

11, at Mississippi State (11/30/83) (W, 68-62)

18, Biscayne (12/3/83) (W, 69-51)

10, at LSU (12/6/83) (W, 100-91)

13, St. Mary's (Texas) (12/10/83) (W, 71-55)

10, Stetson (12/16/83) (W, 92-71)

17, Princeton (12/17/83) (W, 65-40)

11, Texas Lutheran (12/19/83) (W, 129-65)

13, at UC Santa Barbara (12/21/83) (W, 89-79)

13, vs. Louisville (12/25/83) (W, 76-73)

17, vs. Fresno State (12/26/83) (L, 61-68)

#### Recorded 10+ rebounds in 11+ straight games

**UH:** 15, Hakeem Olajuwon,

**1982-83**

13, vs. Villanova (3/27/83) (W, 89-71)

22, vs. Louisville (4/2/83) (W, 94-81)

18, vs. NC State (4/4/83) (L, 52-54)

**1983-84**

13, vs. NC State (11/19/83) (L, 64-76)

15, Kansas (11/26/83) (W, 91-76)

11, at Mississippi State (11/30/83) (W, 68-62)

18, Biscayne (12/3/83) (W, 69-51)

10, at LSU (12/6/83) (W, 100-91)

13, St. Mary's (Texas) (12/10/83) (W, 71-55)

10, Stetson (12/16/83) (W, 92-71)

17, Princeton (12/17/83) (W, 65-40)

11, Texas Lutheran (12/19/83) (W, 129-65)

13, at UC Santa Barbara (12/21/83) (W, 89-79)

13, vs. Louisville (12/25/83) (W, 76-73)

17, vs. Fresno State (12/26/83) (L, 61-68)

#### Recorded 10+ rebounds in 10+ straight games

**UH:** 15, Hakeem Olajuwon,

**1982-83**

13, vs. Villanova (3/27/83) (W, 89-71)

22, vs. Louisville (4/2/83) (W, 94-81)

18, vs. NC State (4/4/83) (L, 52-54)

**1983-84**

13, vs. NC State (11/19/83) (L, 64-76)

15, Kansas (11/26/83) (W, 91-76)

11, at Mississippi State (11/30/83) (W, 68-62)

18, Biscayne (12/3/83) (W, 69-51)

10, at LSU (12/6/83) (W, 100-91)

13, St. Mary's (Texas) (12/10/83) (W, 71-55)

10, Stetson (12/16/83) (W, 92-71)

17, Princeton (12/17/83) (W, 65-40)

11, Texas Lutheran (12/19/83) (W, 129-65)

13, at UC Santa Barbara (12/21/83) (W, 89-79)

13, vs. Louisville (12/25/83) (W, 76-73)

17, vs. Fresno State (12/26/83) (L, 61-68)

#### Recorded 10+ rebounds in 9+ straight games

**UH:** 9, Justin Gorham,

11, at East Carolina (2/3/21) (L, 73-82)

17, vs. SMU (1/31/21) (W, 70-48)

15, at Tulane (1/28/21) (W, 83-60)

10, at Temple (1/23/21) (W, 68-51)

11, vs. Tulsa (1/17/21) (W, 86-59)

10, vs. UCF (1/17/21) (W, 75-58)

11, vs. Tulane (1/9/21) (W, 71-50)

10, vs. Wichita State (1/6/21) (W, 70-63)

19, at rv/rv SMU (1/3/21) (W, 74-60)

#### Recorded 10+ rebounds in 8+ straight games

**UH:** 9, Justin Gorham,

11, at East Carolina (2/3/21) (L, 73-82)

17, vs. SMU (1/31/21) (W, 70-48)

15, at Tulane (1/28/21) (W, 83-60)

10, at Temple (1/23/21) (W, 68-51)

11, vs. Tulsa (1/17/21) (W, 86-59)

10, vs. UCF (1/17/21) (W, 75-58)

11, vs. Tulane (1/9/21) (W, 71-50)

10, vs. Wichita State (1/6/21) (W, 70-63)

19, at rv/rv SMU (1/3/21) (W, 74-60)

#### Recorded 10+ rebounds in 7+ straight games

**UH:** 9, Justin Gorham,

11, at East Carolina (2/3/21) (L, 73-82)

17, vs. SMU (1/31/21) (W, 70-48)

15, at Tulane (1/28/21) (W, 83-60)</

## THE LAST TIME...

### Recorded 10+ rebounds in 5 straight games

**UH:** 9, Justin Gorham, 11, at East Carolina (2/3/21) (L, 73-82)  
17, vs. SMU (1/31/21) (W, 70-48)  
15, at Tulane (1/28/21) (W, 83-60)  
10, at Temple (1/23/21) (W, 68-51)  
11, vs. Tulsa (1/17/21) (W, 86-59)  
10, vs. UCF (1/17/21) (W, 75-58)  
11, vs. Tulane (1/9/21) (W, 71-50)  
10, vs. Wichita State (1/6/21) (W, 70-63)  
19, at rv/rv SMU (1/3/21) (W, 74-60)

### Recorded 10+ rebounds in 4 straight games

**UH:** 9, Justin Gorham, 11, at East Carolina (2/3/21) (L, 73-82)  
17, vs. SMU (1/31/21) (W, 70-48)  
15, at Tulane (1/28/21) (W, 83-60)  
10, at Temple (1/23/21) (W, 68-51)  
11, vs. Tulsa (1/17/21) (W, 86-59)  
10, vs. UCF (1/17/21) (W, 75-58)  
11, vs. Tulane (1/9/21) (W, 71-50)  
10, vs. Wichita State (1/6/21) (W, 70-63)  
19, at rv/rv SMU (1/3/21) (W, 74-60)

### Recorded 10+ rebounds in 3 straight games

**UH:** 3, J'Wan Roberts 12, vs. Memphis (2/19/23) (W, 72-64)  
10, at SMU (2/16/23) (W, 80-65)  
12, vs. Tulsa (2/8/23) (W, 80-42)

### Recorded 10+ rebounds in 2 straight games

**UH:** 2, J'Wan Roberts 12, vs. Butler, Big 12-Big East Battle (12/7/24) (W, 79-51)  
12, vs. San Diego State, Players Era Festival Third-Place Game (11/30/24) (W, L, 70-73 (OT))

### Had two players record 10+ rebounds in consecutive games

**UH:** Fabian White (12), Devin Davis (10), vs. UIW (11/25/17) (W, 97-58);  
Nura Zanna (11), Devin Davis (10), vs. Wake Forest, Paradise Jam (11/19/17) (W, 78-73)

### Had two players record 10+ rebounds

**UH:** 10, Jarace Walker, Emanuel Sharp, vs. SMU (1/5/23) (W, 83-57)  
**Opp:** 11, Josh Carlton, 10, Jalen Adams, The American Championship Quarterfinals, vs. UConn (3/15/19) (W, 84-45)

### Had three players record 10+ rebounds

**UH:** Devonta Pollard (13), LeRon Barnes (11); Cavan Baker (10), vs. Morgan State (11/22/14) (W, 72-57)  
**Opp:** NA

### Scoring & Rebounding

#### Recorded 30+ pts/10+ rebs.

**UH:** Josh Carlton (30 pts., 11 rebs.), at South Florida (1/5/22) (W, 83-66)  
**Opp:** Steven Pledger (31 pts., 10 rebs.), vs. Oklahoma (12/17/11) (L, 74-79) (played in Little Rock, Ark.)

#### Recorded 20+ pts/20+ rebs.

**UH:** TaShawn Thomas (21 pts., 20 rebs.), vs. Florida A&M (11/9/12)  
**Opp:** Kurt Thomas, TCU (26 pts., 20 rebs.) (3/9/95)

### Recorded 20+ pts/15+ rebs.

**UH:** Nate Hinton (20 pts., 16 rebs.), vs. UCF (1/3/20) (W, 78-63)  
**Opp:** Tyrece Radford (27 pts., 15 rebs.), vs. (9) Texas A&M, NCAA Tournament South Region Round of 32, (3/24/24) (W, 100-95, OT)

### Scoring & Assists

#### Recorded 25+ pts/10+ asts

**UH:** Jamal Shead (29 pts., 10 asts.), vs. #25/25 Texas Tech (1/17/24) (W, 77-54)  
**Opp:** NA

#### Recorded 20+ pts/10+ asts

**UH:** Jamal Shead (21 pts., 10 asts.), vs. (9) Texas A&M, NCAA Tournament South Region Round of 32, (3/24/24) (W, 100-95, OT)  
**Opp:** NA

### 3-Point Field Goals Made

#### Made 10+ 3-pointers

**UH:** 10, Cameron Tyson, vs. Our Lady of the Lake (2/6/21) (W, 112-46)  
**Opp:** 11, by Dennis Scott, Georgia Tech (12/28/88)

#### Made 9+ 3-pointers

**UH:** 9, Cameron Tyson, at Tulane (1/28/21) (W, 83-60)  
**Opp:** 11, by Dennis Scott, Georgia Tech (12/28/88)

#### Made 8+ 3-pointers

**UH:** 8, Quentin Grimes, vs. WKU (2/25/21) (W, 81-57)  
**Opp:** 8, Gabe Madsen, vs. Utah, Shriners Childrens Charleston Classic Semifinals (11/17/23) (W, 76-66)

#### Made 7+ 3-pointers

**UH:** 7, Emanuel Sharp, vs. (9) Texas A&M, NCAA Tournament South Region Round of 32, (3/24/24) (W, 100-95, OT)  
**Opp:** 8, Gabe Madsen, vs. Utah, Shriners Childrens Charleston Classic Semifinals (11/17/23) (W, 76-66)

#### Made 6+ 3-pointers

**UH:** 6, LJ Cryer, at Baylor (3/8/25) (W, 65-61)  
**Opp:** 8, Gabe Madsen, vs. Utah, Shriners Childrens Charleston Classic Semifinals (11/17/23) (W, 76-66)

### 3-Point Field Goals Attempts

#### Attempted 15+ three-pointers

**UH:** 15, Kyler Edwards, at Tulsa (1/15/22) (W, 66-64)  
**Opp:** 15, Gabe Madsen, vs. Utah, Shriners Childrens Charleston Classic Semifinals (11/17/23) (W, 76-66)

#### Attempted 11+ three-pointers

**UH:** 11, LJ Cryer, vs. Oklahoma State (2/4/25) (W, 72-63)  
**Opp:** 11, Kerwin Walton, at #10/10 Texas Tech (2/24/25) (W, 69-61)

#### Attempted 8-10 three-pointers

**UH:** 9, LJ Cryer, at Baylor (3/8/25) (W, 65-61)  
**Opp:** 9, Andrej Jakimovski, vs. (16) Colorado, Phillips 66 Big 12 Championship Quarterfinals (3/13/25) (W, 77-68)

#### Attempted 7 three-pointers

**UH:** 7, Emanuel Sharp, vs. (16) Colorado, Phillips 66 Big 12 Championship Quarterfinals (3/13/25) (W, 77-68)  
**Opp:** 7, Elijah Hawkins, at #10/10 Texas Tech (2/24/25) (W, 69-61)

### Free Throws Made

#### Made 15+ free throws

**UH:** 17, Kelvin Lewis, at UTEP (1/14/09)  
**Opp:** 16, Josh Adams, vs. Wyoming, Global Sports Classic Championship Round (12/22/15) (W, 94-89 2OT)

#### Made 10+ free throws

**UH:** 10, J'Wan Roberts, at #10/10 Texas Tech (2/24/25) (W, 69-61)  
**Opp:** 12, Mark Sears, vs. #9/9 Alabama, Players Era Festival (11/26/24) (L, 80-85 OT)

### Free Throws Attempts

#### Attempted 20+ free throws

**UH:** 20, Alandise Harris, vs. Marshall (2/1/11) (L, 62-63)  
**Opp:** 20, Jerryd Bayless, vs. Arizona (1/12/08) (L, 71-85)

#### Attempted 15+ free throws

**UH:** 15, Quentin Grimes, vs. South Carolina (12/5/20) (W, 77-67)  
**Opp:** 19, Josh Adams, vs. Wyoming, Global Sports Classic Championship Round (12/22/15) (W, 94-89, 2OT)

#### Attempted 10+ free throws

**UH:** 12, J'Wan Roberts, at #10/10 Texas Tech (2/24/25) (W, 69-61)  
**Opp:** 10, VJ Edgecombe, at Baylor (3/8/25) (W, 65-61)

### Assists

#### Recorded 15+ assists

**UH:** 15, Randy Brown, vs. Fordham (3/17/88)  
**Opp:** 17, by Sean Colson, Charlotte (2/8/97)

#### Recorded 10+ assists

**UH:** 10, Milos Uzan, vs. Jackson State (11/4/24) (W, 97-40)  
**Opp:** 12, Dajuan Harris Jr., at #12/11 Kansas (1/25/25) (W, 92-86, 2OT)

#### Recorded 5+ assists

**UH:** 6, Mylik Wilson, vs. Kansas (3/3/25) (W, 65-59)  
**Opp:** 5, Jayden Nunn, at Baylor (3/8/25) (W, 65-61)

### Blocked Shots

#### Recorded 15+ blocks

**UH:** 15, Hakeem Olajuwon, vs. Biscayne (12/3/83)  
**Opp:** Has not happened

#### Recorded 10+ blocks

**UH:** 10, Bo Outlaw, vs. Texas A&M (2/17/93)  
**Opp:** 10, by Gerrick Morris, South Florida (2/21/04)

#### Recorded 8+ blocks

**UH:** 8, Joseph Tugler, vs. #9/9 Alabama, Players Era Festival (11/26/24) (L, 80-85 OT)  
**Opp:** TBA

#### Recorded 5+ blocks

**UH:** 5, Joseph Tugler, at #12/11 Kansas (1/25/25) (W, 92-86, 2OT)  
**Opp:** 5, Magoon Gwath, vs. San Diego State, Players Era Festival (11/30/24) (L, 70-73 OT)

### Steals

#### Recorded 10+ steals

**UH:** 11, Clyde Drexler, vs. Syracuse (12/11/82)  
**Opp:** 10, by B.J. Tyler, Texas (1/29/94)

#### Recorded 5+ steals

**UH:** 5, Mylik Wilson, vs. Utah (1/22/25) (W, 70-36)  
**Opp:** 7, Joshua Jefferson, vs. #8/8 Iowa State (2/22/25) (W, 68-59)

### Turnovers

#### Recorded 11+ turnovers

**UH:** NA  
**Opp:** 12, Dawan Robinson, vs. Rhode Island (12/27/05) (W, 67-41)

#### Recorded 10+ turnovers

**UH:** 10, Andre Owens, at UAB (2/22/03) (L, 52-80)  
**Opp:** 10, Jeremy Wise, vs. Southern Miss (2/27/08) (W, 95-67)

#### Recorded 8+ turnovers

**UH:** 9, Jonathon Simmons, vs. Tulsa (1/4/12) (W, 70-69, OT)  
**Opp:** 8, Rayl Dennis, at #11/11 Baylor (2/24/24) (W, 82-76 OT)

#### Recorded 5+ turnovers

**UH:** 5, J'Wan Roberts, vs. #22/19 Texas Tech (2/1/25) (L, 81-82 OT)  
**Opp:** 7, Hunter Dickinson, vs. Kansas (3/3/25) (W, 65-59)

### Minutes Played

#### Played every minute (regulation)

**UH:** 40:00, LJ Cryer, at rv/rv Oklahoma (3/2/24) (W, 87-85)  
**Opp:** 40:00, Christian Anderson, at #10/10 Texas Tech (2/24/25) (W, 69-61)

#### Two players played every minute (reg.)

**UH:** L.J. Rose, LeRon Barnes, at South Florida (2/17/15) (L, 67-69)  
**Opp:** B.J. Tyson, Shawn Williams, vs. East Carolina (2/25/18) (W, 109-58)

#### Three players played every minute (reg.)

**UH:** 40, Dion Dowell, Richard Young, Robert Lee, vs. Creighton, Outrigger Hotels Rainbow Classic (12/22/06)  
**Opp:** 40, by Brian Graham, Brian Swift, Bradley Mosley, vs. South Florida (2/21/04)

#### Played every minute (OT+)

**UH:** 45, LeRon Barnes, vs. UCF (1/6/15) (L, 78-79, OT)  
**Opp:** 45, Zach Cooks, vs. Hofstra (11/9/21) (W, 83-75 OT)

#### Played every minute (20T+)

**UH:** 50, Rickie Winslow, Alvin Franklin, vs. Texas Tech (2/5/86)  
**Opp:** 50, by Albert Thomas, Michael Strickland, vs. TCU, SWC Tournament (3/14/92)

#### Played every minute (30T+)

**UH:** 60, Clyde Drexler, at TCU (2/17/81)  
**Opp:** 60, by Deckery Johnson, Warren Bridges, Darrell Browder, at TCU (2/17/81)

#### Played every minute (40T+)

**UH:** 60, Clyde Drexler, at TCU (2/17/81)  
**Opp:** 60, by Deckery Johnson, Warren Bridges, Darrell Browder, at TCU (2/17/81)

## THE LAST TIME...

### Technical Fouls

#### Received a technical foul

**UH:** 2, Coach Kelvin Sampson, vs. Oklahoma State (2/6/24) (W, 79-63)

Milos Uzan, at Baylor (3/8/25) (W, 65-61)

**Opp:** 1, Arizona State Coach Bobby Hurley, (2/18/25) (W, 80-65)

Keyshawn Hall, at UCF (1/17/25) (W, 69-68)

### Fouls

#### Fouled out

**UH:** Emanuel Sharp, Terrance Arceneaux, vs. (16) Colorado, Phillips 66 Big 12 Championship Quarterfinals (3/13/25) (W, 77-68)

**Opp:** Trevor Baskin, vs. (16) Colorado, Phillips 66 Big 12 Championship Quarterfinals (3/13/25) (W, 77-68)

#### Two players fouled out

**UH:** Emanuel Sharp, Terrance Arceneaux, vs. (16) Colorado, Phillips 66 Big 12 Championship Quarterfinals (3/13/25) (W, 77-68)

**Opp:** Zeke Cook, Jeremiah Evans, vs. Louisiana (11/13/24) (W, 91-45)

#### Three players fouled out

**UH:** Ja'Vier Francis, Jamal Shead, LJ Cryer, Emanuel Sharp, vs. (9) Texas A&M, NCAA Tournament South Region Round of 32, (3/24/24) (W, 100-95, OT)

**Opp:** Christian Vital, James Bouknight, Sidney Wilson, vs. UConn (1/23/20) (W, 63-59)

#### Four players fouled out

**UH:** Ja'Vier Francis, Jamal Shead, LJ Cryer, Emanuel Sharp, vs. (9) Texas A&M, NCAA Tournament South Region Round of 32, (3/24/24) (W, 100-95, OT)

**Opp:** NA

### Ejections

#### Was ejected

**UH:** Coach Kelvin Sampson, vs. Oklahoma State (2/6/24) (W, 79-63)

Justin Gorham, at Wichita State (2/18/21) (L, 63-68)

**Opp:** 2, Texas Tech Coach Grant McCasland, (2/1/25) (L, 81-82 OT)



# #4/4 HOUSTON vs. #13/15 TEXAS A&M Charity Exhibition Game Sunday, Oct. 27, 2022 • Fertitta Center • Houston



Official Basketball Box Score - Final  
Texas A&M at Houston  
10/27/24 Fertitta Center, Houston, Texas  
2024-25 Men's Basketball

Game Time: 4:02 PM  
Game Duration: 2:04  
Attendance: 5,981



Official Basketball Box Score - Final  
Jackson St. at Houston  
11/04/24 Fertitta Center, Houston, Texas  
2024-25 Houston Men's Basketball

Game Time: 7:02 PM  
Game Duration: 1:58  
Attendance: 7,035

Officials: Bret Smith, Tommy Johnson, Roland Simmons

Record: 0-0												
NO. Name	Min	FG M-A	3P M-A	FT M-A	Rebounds OR DR TOT	Fouls PF FD	TP	AS	TO	ST	Blocks BS BA	+/-
11 Andersson Garcia	F 23:00	2-2	0-0	2-2	2 4 6	4 2 6	2	2	0	0	0 -15	
21 Pharrel Payne	F 25:39	2-6	0-0	0-4	1 2 3	3 4 4	0	1	0	2 4	-7	
0 Jace Carter	G 30:51	1-5	0-2	2-2	2 2 4	0 3 4	1	1	1	0 2	-19	
4 Wade Taylor IV	G 26:07	4-8	2-4	8-8	0 2 2	3 5 18	1	6	3	0 1	-20	
35 Manny Obasoki	G 28:32	4-12	2-7	4-8	0 1 1	0 4 14	1	2	4	0 0	-6	
2 Hayden Hefner	12:51	0-1	0-1	1-2	0 0 0	2 1 1	0	0	0	0 0	-8	
10 C.J. Wilcher	11:13	2-4	0-2	0-0	0 1 1	0 0 4	1	0	0	1 0	-13	
15 Henry Coleman III	19:50	1-1	0-0	0-0	1 3 4	2 0 2	0	2	0	0 0	-7	
14 Chris McDermott	07:52	1-1	0-0	2-2	3 1 4	1 1 4	1	1	1	1 0	0	
3 Rob Dockery	08:54	2-3	1-1	2-3	0 0 0	2 2 7	0	1	0	0 0	7	
24 Jaelyn Lee	05:11	0-2	0-1	0-0	0 1 1	0 0 0	0	0	1	0 1	10	
Team					1 2 3							
Totals		19-45	5-18	21-31	10 19 29	17 22 64	7	16	10	3 9	-15	

Officials: Tony Padia, Brooks Wells, James Ford

Shooting By Period		
1st FG%	9-22	40.9%
3PT%	3-10	30.0%
FT%	7-10	70%
2nd FG%	10-23	43.5%
3PT%	2-8	25.0%
FT%	14-21	66.7%
GM FG%	19-45	42.2%
3PT%	5-18	27.8%
FT%	21-31	67.7%

Dead Ball Rebounds: 5, 0

Record: 0-1												
NO. Name	Min	FG M-A	3P M-A	FT M-A	Rebounds OR DR TOT	Fouls PF FD	TP	AS	TO	ST	Blocks BS BA	+/-
7 Shannon Grant	F 25:43	3-4	0-0	1-2	2 1 3	4 2 7	1	4	0	0 1	-40	
13 Romelle Mansel	F 33:08	3-8	1-3	0-0	2 4 6	1 0 7	1	2	0	1 0	-49	
2 Jalen Tatum	G 30:04	4-11	1-4	5-7	0 2 2	1 5 14	3	4	0	0 0	-32	
5 Keivone Hunt	G 10:41	0-3	0-1	0-0	0 0 0	0 0 1	0	0	1	0 0	-23	
20 Juan Reyna III	G 26:29	1-6	1-6	2-2	1 2 3	2 3 5	2	0	1	0 0	-34	
1 Dorian McMillian	14:04	1-2	1-2	0-0	0 2 2	1 0 3	0	4	0	0 0	-24	
3 Jayme Mitchell Jr.	16:52	0-4	0-4	1-2	0 0 0	1 1 1	0	3	0	1 0	-20	
0 Tamarion Hoover	04:42	0-3	0-2	0-0	0 1 1	0 0 0	0	0	0	0 0	-10	
14 Dylan Canoville	12:49	1-3	0-0	1-2	1 1 2	1 1 4	0	1	1	1 1	-18	
21 Marcus Watson Jr.	25:28	0-3	0-1	0-0	1 3 4	3 0 0	1	1	1	0 2	-35	
Team					1 1 2							
Totals		13-47	4-23	10-15	8 17 25	14 13 40	8	21	3	3 6	-57	

Shooting By Period		
1st FG%	5-22	22.7%
3PT%	2-10	20.0%
FT%	1-2	50%
2nd FG%	8-25	32.0%
3PT%	2-13	15.4%
FT%	9-13	69.2%
GM FG%	13-47	27.7%
3PT%	4-23	17.4%
FT%	10-15	66.7%

Dead Ball Rebounds: 3, 0

Record: 0-0												
NO. Name	Min	FG M-A	3P M-A	FT M-A	Rebounds OR DR TOT	Fouls PF FD	TP	AS	TO	ST	Blocks BS BA	+/-
11 Joseph Tugler	F 23:10	0-5	0-0	0-2	8 1 9	2 5 0	1	2	2	2 1	14	
13 J'Wan Roberts	F 26:24	5-7	0-0	0-0	5 3 8	2 3 10	3	0	1	4 0	23	
4 LJ Cryer	G 23:14	6-14	6-12	0-0	1 1 2	3 1 18	3	1	1	0 0	20	
7 Milos Uzan	G 21:36	2-8	1-3	0-0	0 4 4	2 2 5	2	2	0	1 0	16	
21 Emanuel Sharp	G 16:59	3-7	2-5	0-0	1 1 1	0 8 9	0	1	2	0 1	9	
8 Mylik Wilson	16:12	2-3	0-1	1-2	1 2 3	0 1 5	4	1	2	0 0	12	
12 Jacob McFarland	10:05	0-0	0-0	0-0	1 1 1	3 0 0	0	0	1	0 0	5	
23 Terrance Arceneaux	16:33	4-6	2-3	0-1	2 1 3	1 1 10	2	0	2	0 1	13	
3 Ramon Walker Jr.	13:36	2-3	1-2	2-2	1 0 1	0 2 7	2	2	2	0 0	-8	
25 Mercy Miller	14:28	5-7	1-2	0-3	0 0 0	2 2 11	1	3	2	0 0	-11	
0 Kordellus Jefferson	07:18	1-2	1-2	0-0	0 2 2	0 0 3	2	3	0	1 0	-6	
2 Cedric Lath	06:45	1-1	0-0	0-0	0 0 0	2 0 2	0	0	0	1 0	-4	
24 Chase McCarty	04:30	0-1	0-1	0-0	0 1 1	2 0 0	0	0	1	0 0	-8	
Team					1 4 5							
Totals		31-64	14-31	3-10	19 21 40	22 17 79	20	15	14	9 3	-15	

Technical Fouls: NONE

Shooting By Period		
1st FG%	15-39	38.5%
3PT%	8-17	47.1%
FT%	0-2	0%
2nd FG%	16-25	64.0%
3PT%	6-14	42.9%
FT%	3-8	37.5%
GM FG%	31-64	48.4%
3PT%	14-31	45.2%
FT%	3-10	30.0%

Dead Ball Rebounds: 2, 0

Record: 1-0												
NO. Name	Min	FG M-A	3P M-A	FT M-A	Rebounds OR DR TOT	Fouls PF FD	TP	AS	TO	ST	Blocks BS BA	+/-
11 Joseph Tugler	F 25:27	2-4	1-1	0-0	3 4 7	2 5 5	1	1	1	3 0	47	
13 J'Wan Roberts	F 19:47	6-8	0-0	2-2	4 4 6	2 1 14	1	2	3	1 0	35	
4 LJ Cryer	G 18:50	4-8	4-6	4-4	0 1 1	0 1 6	3	0	0	0 0	14	
7 Milos Uzan	G 25:38	3-6	2-4	0-0	0 7 7	1 2 8	10	2	4	1 1	35	
21 Emanuel Sharp	G 18:14	3-7	1-2	0-0	1 0 1	2 2 7	0	1	0	0 0	30	
23 Terrance Arceneaux	16:48	3-7	1-1	0-0	0 1 1	1 0 7	0	1	0	0 0	22	
3 Ramon Walker Jr.	18:34	4-6	1-2	1-1	0 4 4	0 1 10	0	0	0	0 0	14	
8 Mylik Wilson	20:50	7-9	1-1	0-0	1 2 3	1 1 15	3	0	2	0 0	16	
2 Cedric Lath	16:12	2-3	0-0	0-0	3 3 2	1 4	0	1	1	1 0	18	
25 Mercy Miller	14:03	3-6	1-2	0-0	1 1 2	0 0 7	1	1	1	0 1	19	
0 Kordellus Jefferson	05:37	2-3	0-1	0-0	0 2 2	2 0 4	0	0	0	0 0	9	
Team					0 2 2							
Totals		39-67	12-20	7-7	11 28 39	13 14 97	19	12	6	3 57		

Technical Fouls: NONE

		JSU	HOU
Biggest lead	0 (1st 20:00)	58 (2nd 1:41)	
Best Scoring Run	3 (1st 11:03)	17 (1st 3:36)	
Lead Changes	0		
Times Tied	0		
Time with Lead	00:00	39:10	

		TAMU	HOU
Biggest lead	0 (1st 20:00)	25 (2nd 5:18)	
Best Scoring Run	8 (2nd 3:36)	8 (1st 18:03)	
Lead Changes	0		
Times Tied	0		
Time with Lead	00:00	39:42	

# #4/4 HOUSTON 74, #11/11 AUBURN 69 Mattress Firm Battleground 2k24 Saturday, Nov. 9, 2024 • Toyota Center • Houston



Official Basketball Box Score - Final  
Auburn at Houston  
11/09/24 Toyota Center, Houston, Texas  
2024-25 Men's Basketball

Game Time: 9:35 PM  
Game Duration: 2:23  
Attendance: 6,901



Official Basketball Box Score - Final  
Louisiana at Houston  
11/13/24 Fertitta Center, Houston, Texas  
2024-25 Men's Basketball

Game Time: 7:02 PM  
Game Duration: 2:04  
Attendance: 7,035

Officials: Kipp Kissinger, Brooks Wells, Doug Simmons

Record: 2-0												
NO. Name	Min	FG M-A	3P M-A	FT M-A	Rebounds OR DR TOT	Fouls PF FD	TP	AS	TO	ST	Blocks BS BA	+/-
10 Chad Baker-Mazara	F 18:17	2-3	1-2	2-2	0 2 2	4 1 7	2	2	1	0 0	3	
4 Johni Broome	C 33:15	10-15	0-4	0-4	4 5 9	4 8 20	4	3	2	5 1	4	
44 Dylan Cardwell	C 16:10	1-1	0-0	0-0	0 1 1	1 0 2	0	0	1	0 0	2	
1 JP Pegues	G 14:14	0-2	0-1	2-2	0 0 0	0 1 2	0	0	1	0 1	-6	
2 Denver Jones	G 27:05	1-3	0-2	2-2	1 0 1	0 4 3	1	1	1	0 1	10	
13 Miles Kelly	21:13	2-7	1-5	0-0	1 1 2	4 1 5	0	1	0	0 0	-4	
31 Chaney Johnson	30:35	3-6	0-1	5-7	2 8 10	3 4 11	3	3	0	1 0	2	
0 Tahsead Pettiford	23:37	7-12	5-8	2-2	1 2 3	3 1 21	3	0	0	0 0	19	
5 Chris Moore	15:34	1-2	0-0	0-0	0 0 0	2 0 2	0	0	0	1 0	1	
Team					2 3 5							
Totals		27-51	7-23	13-19	11 22 33	21 20 74	14	12	6	7 3	5	

Technical Fouls: NONE

Shooting By Period		
1st FG%	11-23	47.8%
3PT%	3-13	23.1%
FT%	3-7	42.9%
2nd FG%	16-28	57.1%
FT%	10-12	83.3%
GM FG%	27-51	52.9%
3PT%	7-23	30.4%
FT%	13-19	68.4%

Dead Ball Rebounds: 1, 1

Louisiana - 45		Record: 1-2																
NO.	Name	Min	FG	3P	FT	Rebounds	Fouls	TP	AS	TO	ST	Blocks	+/-					
			M-A	M-A	M-A	OR	DR	TOT	PF	FD		BS	BA					
10	Zeke Cook	F 13:11	1-3	0-0	0-0	1	2	3	5	4	2	1	2	0	0	1	-18	
2	Kentrell Garnett	G 27:28	2-6	1-5	2-2	0	1	1	1	1	7	0	0	0	0	0	-32	
4	Kyndal Davis	G 21:22	3-7	1-3	0-0	1	1	2	1	0	7	0	3	2	0	0	-30	
13	Christian Wright	G 30:01	2-6	0-2	4-4	0	1	1	2	2	8	3	5	0	0	1	-37	
52	Michael Thomas	G 13:50	0-3	0-2	0-0	0	3	3	0	2	0	1	0	1	0	0	-9	
23	Kyran Ratiff	22:29	0-2	0-0	0-0	0	3	3	0	0	1	0	1	1	1	1	-25	
3	Chancellor White	19:32	2-6	2-4	1-1	0	1	1	3	1	7	2	0	1	0	0	-29	
5	Landon Fields	15:09	0-5	0-3	0-0	0-1	1	1	0	0	0	1	3	1	0	0	-29	
8	Mostapha El Moutaouakkil	11:12	2-2	0-0	0-0	1	1	1	0	4	0	3	0	0	0	0	-12	
9	Jeremiah Evans	10:12	0-1	0-0	0-0	1	3	4	5	1	0	0	3	0	1	0	-8	
11	Koron Davis	12:30	2-4	1-1	1-2	0	0	0	2	2	6	0	0	0	0	0	-9	
7	Christian Landry	10:30	1-1	1-1	1-2	0	1	1	0	1	4	0	0	0	0	0	-3	
Team						1			3			4			0			1
Totals			15-46	6-21	9-12	4	24	28	21	14	45	7	23	4	2	4	-46	

**#9/9 ALABAMA 85, #6/7 HOUSTON 80 (OT)**  
**Players Era Festival • First Day**  
**Tuesday, Nov. 26, 204 • MGM Grand Garden Arena • Las Vegas**



Alabama - 85		Record: 5-1																						
NO. NAME	Min	FG	M	A	3P	M	A	FT	M	A	Rebounds	OR	DR	TO	Fouls	PF	TP	AS	T	ST	Blocks	B	+/-	
4 Grant Nelson	F 39:45	4-8	1-3	4-6	4	6	10	4	6	13	0	4	2	0	1	0	1	4						
11 Clifford Olorunji	C 16:52	1-1	0-0	2-4	2	1	3	2	3	4	0	1	0	1	0	1	0	2						
0 Lamaron Philon	A 15:06	0-9	0-3	1-2	2	1	3	1	2	1	2	3	0	1	0	1	0	1						
1 Mark Sears	F 41:05	4-13	4-8	12-14	0	4	4	3	10	24	3	2	1	0	2	2	1							
3 Latrell Wrightsall Jr.	G 28:50	3-6	3-6	3-4	0	0	0	3	2	12	2	1	1	1	0	0	-3							
35 Derrick Reid	17:45	1-4	1-2	1-1	0	1	2	1	6	6	2	1	0	1	1	1	7							
10 Mouchamed Dioubate	27:39	3-8	0-0	0-0	0	0	0	0	4	2	0	0	0	3	3	8								
22 Aiden Sherrill	01:13	0-1	0-0	0-0	0	0	0	0	0	0	0	0	0	0	0	0	0							
2 Aden Howell	26:01	5-8	2-4	2-2	1	2	3	3	1	14	3	1	0	0	0	2	5							
15 Jarrin Stevenson	08:54	0-1	0-1	1-3	2	1	3	2	1	1	0	0	0	0	0	0	1							
Team					3	2	5			0	1													
Totals		22-60	11-30	30-41	20	28	48	25	30	85	14	15	5	6	10	5								
Shooting By Period																								
1st FG% 11-34 32.4%																								
FT% 8-13 61.5%																								
3PT% 6-11 54.5%																								
2nd FG% 9-20 45.0%																								
3PT% 6-11 54.5%																								
3rd FG% 2-6 33.3%																								
4th FG% 1-3 33.3%																								
5th FG% 2-7 28.6%																								
GM FG% 22-60 36.7%																								
OP FG% 11-30 36.7%																								
FT% 30-41 73.2%																								
Dead Ball Rebounds: 6																								

Houston - @		Record: 3-2															
NO.	Name	Min	FG M-A	3P M-A	FT M-A	Rebounds OR DR TOT	Fouls PF FD	TP	AS	TS	TO	ST	Blocks BS BA	+/-	Shooting By Period		
5	Ja'Vier Francis	12:18	0-0	0-0	2-3	1 1 2	4 2	2	0	2	2	0	0	0	1ST	FG% 12.29 41.4%	
13	J'Wan Roberts	37:57	3-4	0-0	5-7	1 0 1	4 4	11	0	2	0	2	0	-7	3PT%	3.9 33.3%	
4	LJ Cryer	42:16	9-26	2-8	10-10	0 0 0	1 5	30	2	1	3	0	2	-8	FT%	9-12 75%	
7	Milos Uzun	11:51	2-5	1-1	0-0	1 0 1	5 0	5	1	2	0	0	0	0	2nd FG%	11-26 42.3%	
21	Emmanuel Sharp	G 29:40	3-11	2-6	6-8	0 6 6	5 6	14	1	1	1	0	1	2	3PT%	3-6 50.0%	
11	Joseph Tugler	30:58	1-5	0-2	0-1	2 6 8	4 4	2	2	2	1	8	1	2	FT%	17-21 81%	
3	Ramon Walker Jr.	07:06	0-0	0-0	0-0	2 1 3	1 0	0	0	0	0	0	0	2	OTFG%	1-10 10.0%	
23	Terrance Arceneaux	20:52	2-3	0-0	1-2	1 2 3	2 3	5	1	1	2	0	0	0	2	3PT%	0-4 0.0%
25	Mercy Miller	08:25	1-1	0-0	2-2	0 0 0	2 1	4	0	0	0	0	0	-10	GM FG%	24-65 36.9%	
8	Mylik Wilson	23:35	3-9	1-2	0-0	1 4 5	2 0	7	1	1	1	0	2	-8	3PT%	6-19 31.6%	
Team						7 3 10		0	0						FT%	26-33 78.8%	
Totals		64:05	24-65	6-19	26-33	16 23 39	30 25	80	8	12	10	0	6	-5	Dead Ball Rebounds: 2 0		
Technical Fouls: NONE																	

	ALA	HOU							
<b>Biggest lead</b>	8 (2 <sup>nd</sup> 8:53)	7 (1 <sup>st</sup> 8:23)	<b>Points from Turnovers</b>	ALA 10	HOU 18	<b>Period by Period Scoring</b>			
<b>Best Scoring Run Lead Changes</b>	8 (1 <sup>st</sup> 6:10)	10 (2 <sup>nd</sup> 4:28)	<b>Paint</b>	22	26	<b>1st</b>	<b>2nd</b>	<b>OT1</b>	<b>TOT</b>
<b>Times Tied</b>		10	<b>Second Chance</b>	15	13	ALA	34	44	7 85
<b>Time with Lead</b>	17:43	20:39	<b>Fast Breaks</b>	3	5	HOU	36	42	2 80
			<b>Bench</b>	31	18				

**SAN DIEGO STATE 73, #6/7 HOUSTON 70 (OT)**  
**Players Era Festival • Third-Place Game**  
**Saturday, Nov. 30, 204 • MGM Grand Garden Arena • Las Vegas**



San Diego St - 73		Record: 4-2															
NO. Name	Min	FG M/A	3P M/A	FT M/A	Rebounds DR OR TOT	Fouls PF FF	TP AS	TS	TO	ST	Blocks BS BA	+/-	Shooting By Period				
0 Magoon Gwath	F 26:55	1-2	0-0	4-6	1 2 3 3	3 3	6	0	1	0	5	0	1st FG	8-27 29.6%			
31 Jared Coleman-Jones	F 35:39	6-9	3-4	1-2	1 4 5 3	1	16	0	1	1	0	0	3PT%	3-9 33.3%			
2 Nick Byrd	G 32:44	4-13	2-7	2-2	1 6 7 5	2 5	12	6	2	1	0	1	FT%	6-11 54.5%			
10 BJ Davis	G 37:31	1-5	1-2	2-2	1 2 3 1	1 3	5	1	0	5	0	0	2nd FG	13-27 48.1%			
21 Miles Byrd	G 36:43	4-12	3-10	7-8	3 3 6 2	3 3	18	3	0	0	1	7	3PT%	6-15 40.0%			
3 Wayne McKinney III	16:03	1-3	0-1	0-0	1 1 2 1	1	2	1	0	1	0	0	OTFG%	2-3 66.7%			
5 Pharoah Compton	21:22	6-11	0-0	1-5	2 1 3 2	4 4	13	1	0	0	0	1	3PT%	0-1 0.0%			
40 Miles Heide	06:44	0-0	0-0	0-0	0 0 0 1	0 0	0	0	1	0	0	0	2	4	66.7%		
24 Ty DeGourville	11:19	0-2	0-1	1-2	0 2 2 0	1 0	1	1	1	0	0	-7	GMFG%	23-57 40.4%			
Team					4 3 7 7	0	0	1					3PT%	9-35 25.0%			
Totals	23:57	25-55	18-27	14-24	38 15 21	73	17	7	8	5	2	3	FT%	18-27 66.7%			
														Point Blk Rebounds			

Houston - 70		Record: 4-3																							
NO. Name		Min	FG		3P		FT		Rebounds		Fouls		TP		AS	TO	ST	Blocks		+/-	Shooting By Period				
			M-A	M-A	M-A	M-A	OR	DR	TR	PF	FO	TS	AP	BS				BA							
5 Ja'Vier Francis	F	20:04	2-5	0-0	1-3	3-3	6-2	2	3	5	1	0	0	0	0	0	0	0	0	0	1st FG	8-26	30.8%		
13 J'Wan Roberts	F	40:56	2-6	0-0	0-1	7	5	12	3	1	4	1	3	0	0	2	0	0	0	0	3PT%	3-10	30.0%		
4 LJ Cryer	G	37:48	7-15	5-12	2-2	0	2	2	3	1	21	2	3	0	0	1	0	0	0	0	FT%	11-11	100%		
7 Miles Uzan	G	35:60	4-9	2-3	0-0	0	2	2	5	1	10	3	3	0	0	0	0	0	0	0	2nd FG	13-30	43.3%		
21 Emanuel Sharp	G	35:31	5-15	4-8	9-9	0	2	2	5	1	5	23	1	1	0	0	0	0	0	0	3PT%	7-10	70.0%		
11 Joseph Tugue		27:50	1-6	0-0	0-0	5	4	9	0	0	2	3	2	0	0	0	0	3	1	0	FT%	2-6	33.3%		
23 Terrance Arceaneux		20:39	1-4	0-0	1-2	0	3	3	2	1	3	1	0	0	0	0	0	0	0	0	3PT%	1-4	25.0%		
8 Marky Wilson		36:12	0-0	0-0	0-0	0	0	0	0	0	0	0	0	0	0	0	0	0	0	0	2nd FG	1-10	10.0%		
2 Cedric Lath		00:01	0-0	0-0	0-0	0	0	0	0	0	0	0	0	0	0	0	0	0	0	0	3PT%	23-62	37.1%		
Team						2	2	4			0	0									GMF%	13-24	45.8%		
Totals			23-62	11-24	13-17	17	23	40	21	15	70	13	12	1	2	5	0	0	0	0	0	FT%	13-17	76.5%	
																						Technical Fouls: 0-0		Dead Ball Rebounds: 2-0	

	SDS	HOU	Points from Turnovers	SDS	HOU	Period by Period Scoring				
<b>Biggest lead</b>	6 (1 <sup>st</sup> 16:51)	11 (2 <sup>nd</sup> 17:46)	Paint	12	7		1st	2nd	OT1	TOT
<b>Best Scoring Run</b>	6 (1 <sup>st</sup> 16:51)	13 (1 <sup>st</sup> 6:17)	Second Chance	15	12	SDS	25	40	8	73
<b>Lead Changes</b>		4	Fast Breaks	7	0					
<b>Times Tied</b>		3	Bench	16	7	HOU	30	35	5	70
<b>Time with Lead</b>	13:44	28:25								

# #17/18 HOUSTON 79, BUTLER 51 Big 12-Big East Battle Saturday, Dec. 7, 2024 • Fertitta Center • Houston

# #15/13 HOUSTON 62, TROY 42 Tuesday, Dec. 10, 2024 • Fertitta Center • Houston

Official Basketball Box Score - Final Butler at Houston 12/07/24 Fertitta Center, Houston, Texas 2024-25 Men's Basketball														
Game Time: 4:31 PM Game Duration: 1:52 Attendance: 7,035														
Record: 7-2														
NO.	Name	Min	FG	3P	FT	Rebounds	Fouls	TP	AS	TO	ST	Blocks	BS	BA
0	Augusto Cassia	F 18:17	3-4	2-3	3-3	1	2	3	2	2	1	1	0	0
11	Jahmyl Telfort	F 29:25	1-5	1-3	1-2	1	1	2	3	1	4	3	5	0
21	Pierre Brooks	F 31:23	2-10	0-8	2-2	0	1	1	2	1	6	1	1	0
22	Patrick McCaffery	F 34:24	4-11	3-7	0-0	1	3	4	0	1	11	1	1	0
13	Finley Bizjack	G 26:23	1-4	1-2	1-2	0	0	0	1	2	4	0	1	1
23	Andre Screen	G 11:48	0-3	0-0	3-4	2	1	3	3	3	1	2	1	1
12	Koby King	F 19:49	0-3	0-2	2-4	1	5	6	0	4	2	2	1	0
14	Landon Moore	F 17:57	1-4	1-1	4-5	1	1	2	0	3	7	1	0	1
33	Bryan Kapke	G 08:52	1-2	1-2	0-0	0	0	0	1	0	3	0	1	0
1	Evan Haywood	G 01:43	0-0	0-0	0-0	0	0	0	0	0	0	0	0	0
Team														
Totals														

Official Basketball Box Score - Final Troy at Houston 12/10/24 Fertitta Center, Houston, Texas 2024-25 Men's Basketball														
Game Time: 7:02 PM Game Duration: 2:00 Attendance: 7,035														
Record: 5-4														
NO.	Name	Min	FG	3P	FT	Rebounds	Fouls	TP	AS	TO	ST	Blocks	BS	BA
1	Thomas Dowd	F 28:43	2-8	0-6	6-7	3	1	4	3	3	10	1	0	0
4	Myles Rigby	F 29:24	1-6	0-0	1-2	0	3	3	4	1	3	0	2	0
15	Jackson Fields	F 18:36	1-6	0-1	3-5	2	1	3	1	4	5	0	0	0
2	Marcus Byrnes Jr.	G 21:29	1-6	1-4	0-0	0	0	0	4	2	3	0	1	0
12	Taylor Conerway	G 28:23	4-9	0-3	1-2	1	7	8	3	2	9	1	2	1
3	Cooper Campbell	G 20:50	1-5	1-2	2-2	0	0	0	0	1	5	1	1	0
10	Jerrell Bellamy	13:35	1-3	0-0	0-0	3	0	3	2	0	2	0	0	0
11	Victor Valdes	14:32	0-4	0-1	0-0	1	2	0	0	0	0	1	1	1
0	Kerrington Kiel	11:28	0-1	0-1	0-0	0	0	0	0	0	0	0	0	0
24	Randarius Jones	11:26	1-2	0-0	3-4	1	0	1	2	5	0	0	1	1
21	Braydon Whitaker	01:34	0-0	0-0	0-0	0	0	0	0	0	0	0	0	0
Team														
Totals														


Official Basketball Box Score - Final Houston 79														
Record: 5-3														
NO.	Name	Min	FG	3P	FT	Rebounds	Fouls	TP	AS	TO	ST	Blocks	BS	BA
11	Joseph Tugler	F 18:59	3-4	0-0	0-0	2	6	8	3	1	6	0	2	2
13	J'Wan Roberts	F 26:13	1-5	0-0	0-0	4	8	12	0	1	2	1	3	0
4	LJ Cryer	G 35:45	7-14	4-7	2-2	0	1	1	1	20	3	3	0	0
7	Milos Uzan	G 24:46	6-11	1-3	0-0	1	1	2	4	0	13	1	2	0
21	Emanuel Sharp	G 29:06	6-10	4-7	0-0	0	2	3	2	16	1	0	0	0
5	Ja'Vier Francis	G 13:46	1-2	0-0	0-0	1	3	4	3	2	2	1	0	1
23	Terrance Arceneaux	22:44	5-9	0-1	4-4	1	0	1	1	3	14	0	0	3
25	Mercy Miller	05:20	2-4	0-0	0-0	1	2	3	0	4	0	0	0	0
3	Ramon Walker Jr.	18:12	0-0	0-0	0-0	2	1	3	2	2	0	0	0	0
0	Kordellus Jefferson	01:43	1-1	0-0	0-0	0	0	0	0	0	0	0	0	0
2	Cedric Lath	01:43	0-0	0-0	0-0	0	0	0	0	0	0	0	0	0
8	Mylik Wilson	01:43	0-0	0-0	0-0	0	0	1	1	0	0	0	1	0
Team														
Totals														

Official Basketball Box Score - Final Houston 62														
Record: 6-3														
NO.	Name	Min	FG	3P	FT	Rebounds	Fouls	TP	AS	TO	ST	Blocks	BS	BA
11	Joseph Tugler	F 14:08	1-3	0-0	0-0	4	2	6	4	3	2	0	0	0
13	J'Wan Roberts	F 27:03	3-5	0-0	0-0	3	6	9	3	2	6	4	0	2
4	LJ Cryer	G 32:00	8-11	6-7	0-0	0	2	2	0	1	22	0	0	2
7	Milos Uzan	G 20:57	1-7	0-2	0-1	1	0	1	1	1	2	5	0	0
21	Emanuel Sharp	G 28:35	4-9	2-5	4-4	0	4	4	3	3	14	4	0	3
5	Ja'Vier Francis	18:43	1-2	0-1	0-1	1	3	4	0	1	2	1	2	0
23	Terrance Arceneaux	22:16	3-7	0-1	3-4	1	3	4	1	3	9	1	4	0
3	Ramon Walker Jr.	10:56	0-2	0-0	1-2	0	1	1	0	2	1	0	0	0
8	Mylik Wilson	14:29	0-2	0-0	1-2	0	1	1	1	1	1	2	1	0
25	Mercy Miller	06:13	1-2	1-2	0-0	2	2	2	1	0	3	0	1	0
0	Kordellus Jefferson	02:20	0-1	0-0	0-0	0	0	0	0	2	0	0	0	0
2	Cedric Lath	02:20	0-0	0-0	0-0	0	0	0	0	0	0	0	0	0
Team														
Totals														

# #15/12 HOUSTON 78, TOLEDO 49 Wednesday, Dec. 18, 2024 • Fertitta Center • Houston

# #15/12 HOUSTON 87, TEXAS A&M-CORPUS CHRISTI 51 Saturday, Dec. 21, 2024 • Fertitta Center • Houston

Official Basketball Box Score - Final Toledo at Houston 12/18/24 Fertitta Center, Houston, Texas 2024-25 Men's Basketball														
Game Time: 7:02 PM Game Duration: 1:57 Attendance: 7,035														
Record: 6-5														
NO.	Name	Min	FG	3P	FT	Rebounds	Fouls	TP	AS	TO	ST	Blocks	BS	BA
1	Javan Simmons	F 27:06	3-5	0-0	3-5	1	2	3	2	6	9	0	3	1
32	Jaylan Owuinga	F 16:37	1-3	0-0	0-0	0	1	1	3	1	2	0	0	0
3	Sonny Wilson	G 32:46	1-8	1-3	0-0	0	4	5	1	0	3	1	2	2
7	Isaiah Adams	G 24:14	2-10	0-3	0-0	0	0	0	2	0	4	3	4	1
11	Sam Lewis	G 28:54	4-11	1-2	5-5	0	3	3	1	3	14	1	2	0
12	Seth Hubbard	22:54	1-9	1-5	3-5	1	2	3	1	3	6	2	1	0
13	Andre Loretsson	20:29	2-4	2-4	0-0	0	0	0	1	0	6	0	0	0
24	Gigort Broic	11:05	1-1	0-0	1-3	1	5	6	2	5	3	0	1	0
2	Bryce Ford	14:07	1-3	0-1	0-0	2	2	2	0	2	0	1	2	0
22	Tyler Ode	01:48	0-0	0-0	0-0	0	0	0	0	0	0	0	0	0
Team														
Totals														



Official Basketball Box Score - Final

A&M-Corpus Christi at Houston

12/21/24 Fertitta Center, Houston, Texas

2024-25 Men's Basketball

Game Time: 1:05 PM

Game Duration: 1:53

Attendance: 7,035

Record: 7-6

Opponent: Antirio Petty, Chancy Waleesen, Shane Staggs

A&M-Corpus Christi - 51															Record: 7-6									
NO.	NAME	Min	FG		3P	FT	Rebounds		Fouls		TP	AS	TO	ST	Blocks		+/-							
			M-A	P-A			OR	DR	FF	PF					BS	BA								
33	Garry Clark	F 28:28	5-11	1-2	6-8	3	6	9	1	5	17	3	0	0	0	0	-26							
32	Stephen Giwa	C 27:35	2-4	0-0	1-2	2	5	7	3	3	5	1	0	0	0	-15								
0	Leo Torbor	G 20:34	1-1	0-0	0-0	1	1	2	0	0	2	1	2	1	0	-24								
2	Jordan Roberts	G 14:13	0-4	0-2	0-0	0	0	0	0	0	0	1	3	0	0	-19								
5	Damarion Dennis	G 28:40	4-12	1-4	1-1	4	1	5	3	3	10	2	0	0	0	-22								
6	Sheldon Williams	13:31	0-4	0-2	0-2	1	1	2	1	1	0	0	3	1	0	-31								
1	Dian Wright-Forde	17:31	2-9	0-2	2-3	0	1	2	6	1	0	1	0	1	0	-14								
21	Jaden Walker	16:11	0-4	0-1	0-0	1	0	1	3	0	0	3	2	0	0	-21								
24	Aaron Potter	19:38	3-5	3-5	0-0	0	0	0	1	2	9	1	0	1	1	-10								
13	Shilo Jackson	10:26	1-2	0-1	0-0	0	1	1	1	0	2	0	2	0	0	-17								
3	Christian Villegas	03:13	0-0	0-0	0-0	0	0	0	1	0	0	0	0	0	0	-7								
Team							4		2		6		0		1									
Totals			18-56		5-19		10-16		17		17		34		17		4							

Shooting By Period

1st FG%	9-26	34.6%
3PT%	2-9	22.2%
FT%	7-11	63.6%

2nd FG%
 9-30 | 30.0% |

3PT%
 3-10 | 30.0% |

FT%
 3-5 | 60% |

GM FG%
 18-56 | 32.1% |

3PT%
 5-19 | 26.3% |

FT%
 10-16 | 62.5% |

Dead Ball Rebounds: 4-0

Technical Fouls:Coach 2nd16:10

Houston - 87															Record: 8-3									
NO.	NAME	Min	FG		3P	FT	Rebounds		Fouls		TP	AS	TO	ST	Blocks		+/-							
			M-A	P-A			OR	DR	FF	PF					BS	BA								
11	Joseph Tugler	F 23:19	2-5	0-1	1-2	3	4	7	2	2	5	17	3	1	0	0	-31							
4	Mil Cryan	G 28:43	5-9	5-7	2-2	0	0	0	0	0	0	17	3	1	0	0	35							
7	Lios Ozer	G 25:14	4-5	2-2	2-2	0	2	2	0	1	12	6	1	0	0	0	-27							
2	Emmanuel Sharg	B 18:38	3-6	3-5	9-9	0	0	0	2	5	18	2	2	0	0	0	26							
23	Terrance Arceneaux	G 23:40	5-9	3-6	0-0	2	3	5	1	1	13	3	0	3	0	1	24							
5	Ja'Vier Francis	18:31	3-5	0-0	3-4	0	0	0	3	3	9	0	2	2	4	0	12							
8	Mylik Wilson	25:46	3-7	0-2	2-2	4	7	11	2	2	8	2	0	2	0	1	17							
25	Mercy Miller	17:37	1-6	1-5	1-2	1	4	5	2	1	4	1	1	0	0	0	6							
2	Cedric Lath	12:12	0-0	0-0	1-2	1	1	2	1	1	0	0	0	0	0	-2								
0	Kordellus Jefferson	06:21	0-1	0-1	0-0	0	0	1	1	0	0	0	0	0	0	-2								
Team							2		4		0		0		0									
Totals			26-53		14-29		21-25		13		23		36		14		87							

Shooting By Period

1st FG%	14-23	60.9%
3PT%	8-13	61.5%
FT%	10-11	90.9%

2nd FG%
 12-30 | 40.0% |

3PT%
 6-16 | 37.5% |

FT%
 11-14 | 78.6% |

GM FG%
 26-53 | 49.1% |

3PT%
 14-29 | 48.3% |

FT%
 21-25 | 84.0% |

Dead Ball Rebounds: 1-0

Technical Fouls:NONE

TAMUCC			HOU			Points from		TAMUCC		HOU		Period by Period Scoring						
Biggest lead			0 (1st 20:00)			42 (2nd 8:27)			Turnovers		8		27					
Best Scoring Run			8 (2nd 4:36)			14 (2nd 11:15)			Paint		20		20					
Lead Changes			0			2			Second Chance		12		15					
Times Tied			0			0			Fast Breaks		2		18					
Time with Lead			00:00			39:30			Bench		17		22					
									TAMUCC		27		24		51			
									HOU		46		41		87			



## #14/14 HOUSTON 60, OKLAHOMA STATE 47

Monday, Dec. 30, 2024 • Gallagher-Iba Arena • Stillwater, Okla.

Official Basketball Box Score - Final  
Houston at Oklahoma St.  
12/30/24 Gallagher-Iba Arena, Stillwater  
2024-25 Men's BasketballGame Time: 7:00 PM  
Game Duration: 1:54  
Attendance: 7,365

Officials: Ray Nalik, Brooks Wells, Gregory Nixon

Houston - 60

Record: 9-3 (1-0)

NO.	Name	Min	FG	3P	FT	Rebounds	Fouls	TP	AS	TO	ST	Blocks	+	-
			M-A	M-A	M-A	OR DR TOT	PF FD					BS BA		
11	Joseph Tugler	19:19	2-6	0-0	0-0	1 1 2	5 2	4	2	1	0	3	0	11
13	J'Wan Roberts	F 32:21	9-13	0-0	2-2	3 8 11	1 4	20	1	2	2	1	0	28
4	LJ Cryer	G 33:48	6-15	4-8	2-2	0 2 2	1 1	18	0	2	4	0	0	10
7	Milos Uzan	G 35:53	5-10	2-6	0-0	1 5 6	3 1	12	4	1	2	0	0	25
21	Emanuel Sharp	G 22:10	1-4	0-2	0-0	0 2 2	1 0	2	1	0	0	0	0	13
5	Ja'Vier Francis	19:25	1-4	0-0	0-0	0 5 5	2 0	2	0	2	0	1	1	7
23	Terrance Arceneaux	17:28	0-3	0-3	0-0	2 2 2	2 0	0	0	3	0	0	0	-10
8	Mylik Wilson	15:48	0-1	0-1	2-2	0 2 2	0 1	2	1	0	0	0	0	-4
0	Kordellus Jefferson	01:16	0-0	0-0	0-0	0 0 0	0 0	0	0	0	0	0	0	-5
2	Cedric Lath	01:16	0-0	0-0	0-0	0 0 0	1 0	0	0	0	0	0	0	-5
25	Mercy Miller	01:16	0-1	0-0	0-0	0 0 0	0 0	0	0	0	0	0	0	-5
Team						0 2 2				0	1			
Totals			24-57	6-20	6-6	5 29 34	16 9	60	9	12	8	5	1	13

Technical Fouls: NONE

Oklahoma St. - 47

Record: 8-4 (0-1)

NO.	Name	Min	FG	3P	FT	Rebounds	Fouls	TP	AS	TO	ST	Blocks	+	-
			M-A	M-A	M-A	OR DR TOT	PF FD					BS BA		
25	Robert Jennings	F 26:12	2-6	0-1	6-6	1 4 5	3 5	10	0	0	2	1	1	-9
33	Abou Ousmane	F 30:13	2-3	0-0	1-2	2 4 6	0 2	5	0	1	2	0	0	-10
1	Bryce Thompson	G 10:58	0-6	0-2	0-0	1 1 0	1 0	0	1	2	0	0	0	3
5	Khalil Brantley	G 28:42	0-4	0-2	0-0	2 6 8	1 1	0	4	3	0	0	1	-7
14	Jamyrus Keller	G 21:46	0-5	0-2	4-4	0 0 0	0 3	4	0	1	0	0	0	-3
0	Marchelus Avery	20:35	2-8	1-4	0-0	0 3 3	2 0	5	1	1	0	0	0	-12
2	Arturo Dean	23:12	3-7	1-2	2-4	0 4 4	1 2	9	1	3	1	0	1	-14
6	Brandon Newman	24:10	4-11	2-5	2-2	1 3 4	1 2	12	0	0	0	2	0	-7
4	Davonte Davis	10:29	0-2	0-1	0-0	0 0 0	1 0	0	0	1	0	0	0	-9
24	Pat Suernick	03:43	1-2	0-0	0-0	1 0 1	1 0	2	1	1	0	1	0	3
Team						4 3 7				0	2			
Totals			14-54	4-19	15-18	11 28 39	10 16	47	7	14	7	1	5	-13

Technical Fouls: Avery 2<sup>nd</sup> 5:14

	HOU	OKST
Biggest lead	22 (2 <sup>nd</sup> 3:28)	6 (1 <sup>st</sup> 10:24)
Best Scoring Run	11 (1 <sup>st</sup> 5:06)	9 (1 <sup>st</sup> 10:24)
Lead Changes	4	
Times Tied	5	
Time with Lead	28:09	04:26
Points from Turnovers	16	7
Paint	28	20
Second Chance	7	10
Fast Breaks	14	9
Bench	4	28
Period by Period Scoring		
1st	28	32
2nd	32	60
TOT	60	47

Shooting By Period	1 <sup>st</sup> FG% 6-27 22.2%
	3PT% 1-8 12.5%
	FT% 5-6 83.3%
	2 <sup>nd</sup> FG% 8-27 29.6%
	3PT% 3-11 27.3%
	FT% 10-12 83.3%
	GM FG% 14-54 25.9%
	3PT% 4-19 21.1%
	FT% 15-18 83.3%
Dead Ball Rebounds: 3, 0	

## #14/14 HOUSTON vs. BYU

Saturday, Jan. 4, 2025 • Fertitta Center • Houston

Official Basketball Box Score - Final  
BYU at Houston  
01/04/25 Fertitta Center, Houston, Texas  
2024-25 Men's BasketballGame Time: 1:01 PM  
Game Duration: 1:56  
Attendance: 7,035

Officials: Jeffery Anderson, Gary Maxwell, De Sella Dean

BYU - 55

Record: 10-3 (1-1)

NO.	Name	Min	FG	3P	FT	Rebounds	Fouls	TP	AS	TO	ST	Blocks	+	-
			M-A	M-A	M-A	OR DR TOT	PF FD					BS BA		
6	Kanon Catchings	F 25:35	2-5	1-3	1-2	2 0 2	2 2	6	1	0	1	1	1	28
13	Keba Keita	C 19:55	3-7	0-0	0-0	1 0 1	3 2	6	0	0	0	1	2	-19
3	Egor Demin	G 25:51	1-6	0-3	1-2	0 3 3	1 1	3	7	3	1	0	0	-31
15	Richie Saunders	G 22:22	3-8	1-5	2-3	0 2 2	1 4	9	1	2	1	0	1	-16
30	Dallin Hall	G 24:19	1-1	1-1	1-1	4 4 0	0 0	2	2	7	0	3	0	-12
25	Dawson Baker	17:57	2-7	0-3	0-0	0 1 1	2 1	4	1	2	1	0	1	-15
45	Fousseyni Traore	19:31	0-3	0-0	1-2	1 5 6	0 1	1	3	3	0	0	1	-18
5	Mihailo Boskovic	12:35	1-2	1-2	2-2	0 2 2	0 2	5	1	0	0	0	0	-6
21	Trevin Kneil	15:53	4-6	4-6	0-0	1 1 1	3 0	12	0	0	0	0	0	-8
0	Mawot Mag	05:46	1-2	0-0	0-0	0 0 0	1 0	2	0	1	1	1	0	-5
4	Brody Kozlowski	04:12	0-1	0-1	0-0	0 0 0	0 0	0	0	0	0	0	0	1
1	Trey Stewart	03:03	0-0	0-0	0-0	0 0 0	0 0	0	0	0	1	0	0	1
2	Elijah Crawford	03:03	0-0	0-0	0-0	0 0 0	0 0	0	0	0	0	0	0	1
Team						3 3 6				0	1			
Totals			18-48	8-24	11-15	7 17 24	15 15	55	14	15	6	2	7	-31

Technical Fouls: NONE

Houston - 86

Record: 9-3 (2-0)

NO.	Name	Min	FG	3P	FT	Rebounds	Fouls	TP	AS	TO	ST	Blocks	+	-
			M-A	M-A	M-A	OR DR TOT	PF FD					BS BA		
11	Joseph Tugler	F 18:27	1-1	0-0	3-4	3 2 5	5 3	5	0	3	0	2	0	19
13	J'Wan Roberts	F 24:54	3-4	0-0	0-0	2 4 6	1 2	6	2	3	2	0	0	32
4	LJ Cryer	G 27:11	3-11	3-9	0-0	0 0 0	0 1	9	2	1	1	0	0	28
7	Milos Uzan	G 31:04	2-9	2-6	1-2	0 2 2	0 1	7	8	0	2	0	1	26
21	Emanuel Sharp	G 20:07	5-9	4-8	4-4	0 3 3	3 4	18	1	0	1	0	0	17
5	Ja'Vier Francis	19:01	4-6	0-0	1-2	3 2 5	2 2	9	0	1	1	3	0	14
23	Terrance Arceneaux	22:59	5-9	4-5	1-2	3 3 6	0 1	15	1	0	2	0	1	14
8	Mylik Wilson	17:11	5-5	2-2	0-0	2 2 4	0 0	10	0	1	0	0	0	3
25	Mercy Miller	10:42	0-2	0-1	2-2	1 1 2	2 1	2	1	1	0	1	0	4
0	Kordellus Jefferson	04:12	1-3	1-3	0-0	0 0 0	0 0	3	0	0	1	0	0	-1
2	Cedric Lath	04:12	0-0	0-0	0-0	0 0 0	2 0	0	0	0	1	0	0	-1
Team						1 3 4				0	0			
Totals			29-59	16-34	12-16	15 22 37	15 15	86	15	11	9	7	2	31

Technical Fouls: NONE

	BYU	HOU
Biggest lead	0 (1 <sup>st</sup> 20:00)	34 (2 <sup>nd</sup> 7:34)
Best Scoring Run	5 (2 <sup>nd</sup> 5:50)	9 (2 <sup>nd</sup> 12:13)
Lead Changes	0	
Times Tied	2	
Time with Lead	00:00	36:57
Points from Turnovers	5	24
Paint	18	24
Second Chance	7	18
Fast Breaks	4	13
Bench	24	41
Period by Period Scoring		
1st	22	33
2nd	33	55
TOT	55	86

## #12/11 HOUSTON 65, TCU 46

Monday, Jan. 6, 2025 • Fertitta Center • Houston

Official Basketball Box Score - Final  
TCU at Houston  
01/06/25 Fertitta Center, Houston, Texas  
2024-25 Men's BasketballGame Time: 8:05 PM  
Game Duration: 1:54  
Attendance: 7,035

Officials: Kipp Kissinger, Doug Simmons, Brent Smith

TCU - 46

Record: 8-6 (1-2)

NO.	Name	Min	FG	3P	FT	Rebounds	Fouls	TP	AS	TO	ST	Blocks	+	-
			M-A	M-A	M-A	OR DR TOT	PF FD					BS BA		
13	Trazarian White	F 24:57	4-9	1-5	0-0	0 1 1	2 1	9	0	1	0	0	1	-16
15	Dave Punch	F 25:21	2-2	0-0	1-2	3 2 5	1 2	5	0	1	0	0	0	-16
8	Ernest Udeh Jr.	C 27:56	0-0	0-0	0-0	2 4 4	3 0	0	1	2	2	0	0	-11
3	Vasean Allette	G 32:41	4-10	2-3	1-2	0 5 5	0 3	11	1	2	0	0	2	-14
21	Noah Reynolds	G 30:47	9-16	0-5	1-3	1 1 2	1 4	19	1	4	0	0	1	-25
0	Brendan Wenzel	15:54	0-3	0-1	0-0	0 2 2	0 2	0	0	0	0	0	1	0
1	Isaiah Manning	10:32	0-4	0-0	0-0	1 1 1	0 1	0	0	0	0	0	0	-6
5	Micah Robinson	15:03	0-1	0-1	0-0	0 2 2	1 0	0	0	2	2	0	0	-3
32	Malick Diallo	12:04	1-2	0-0	0-0	1 1 3	0 2	0	1	1	0	0	1	-8
41	Jace Posey	04:45	0-0	0-0	0-0	0 0 0	0 1	0	1	1	0	0	0	4
Team						3 1 4				0	5			
Totals			20-47	3-18	3-7	9 18 27	11 14	46	4	19	4	2	6	-19

Technical Fouls: NONE

Houston - 65

Record: 11-3 (3-0)

NO.	Name	Min	FG	3P	FT	Rebounds	Fouls	TP	AS	TO	ST	Blocks	BS	BA	+	-	
			M-A	M-A	M-A	OR DR TOT	PF FD					BS BA					
11	Joseph Tugler	F 23:32	1-3	0-0	1-2	4 2 6	2 2	3	2	2	1	3	0	0	18		
13	J'Wan Roberts	F 32:36	6-13	0-0	3-4	2 4 6	12 3	1	2	0	2	0	28				
4	LJ Cryer	G 25:18	4-9	2-5	0-0	1 1 2	3 0	10	3	0	1	0	0	12			
7	Milos Uzan	G 30:04	4-6	1-3	0-0	0 3 3	2 0	9	3	2	3	0	1	21			
21	Emanuel Sharp	G 26:26	5-9	4-7	0-0	0 2 2	2 2	14	0	0	3	0	0	16			
23	Terrance Arceneaux	23:05	1-4	0-0	0 1 1	1 1 1	2 0	1	2	0	1	2	0	0	-1		
5	Ja'Vier Francis	16:28	1-3	0-0	2-2	4 1 5	1 1	4	1	0	0	1	1	1	1		
8	Mylik Wilson	17:33	4-6	1-2	0-0	1 4 5	1 0	9	2	1	0	0	0	6			
25	Mercy Miller	03:26	0-1	0-0	2-2	0 0 0	0 1	2	0	0	0	0	0	-2			
2	Cedric Lath	01:32	0-0	0-0	0-0	0 0 0	0 0	0	0	0	0	0	0	0			
Team							0 2 2					0	1				
Totals			26:54	8-19	5-9	11	19	30	14	11	65	14	10	11	6	2	19

# #10/8 HOUSTON 70, rv/#25 WEST VIRGINIA 54

Wednesday, Jan. 15, 2025 • Fertitta Center • Houston



Official Basketball Box Score - Final  
West Virginia at Houston  
01/15/25 Fertitta Center, Houston, Texas  
2024-25 Men's Basketball

Game Time: 7:01 PM  
Game Duration: 1:56  
Attendance: 7,035

Officials: Gregory Nixon, Brooks Wells, James Duke

West Virginia - 54

Record: 12-4 (3-2)

NO. Name	Min	FG	3P	FT	Rebounds	Fouls	TP	AS	TO	ST	Blocks	+/-
11 Jonathan Powell	F 37:03	2-7	2-6	2-4	0 3 3	2 2	8	1	1	1	0	-10
0 Eduardo Andre	F 19:35	1-2	0-0	0-0	0 3 3	3 0	2	0	2	0	0	-14
5 Toby Okani	G 35:51	3-7	1-2	1-2	2 3 5	2 1	8	1	3	1	0	-11
7 Javon Small	G 37:56	4-11	3-5	2-2	0 1 1	1 5	13	8	1	1	2	-15
10 Sencire Harris	G 22:38	3-3	0-0	1-2	1 2 3	2 2	7	0	0	2	0	-2
13 Amani Hansberry	19:34	6-8	3-5	1-1	0 1 1	4 1	16	0	2	0	0	-2
4 LJ Cryer	19:44	0-4	0-3	0-0	1 1 3	0 0	0	0	1	0	0	-15
3 KJ Tenner	03:41	0-1	0-1	0-0	0 0 0	0 0	0	0	1	0	0	-10
22 Haris Elezovic	01:54	0-0	0-0	0-0	0 0 0	0 0	0	0	0	0	0	-4
8 Jake Auer	02:04	0-0	0-0	0-0	0 0 0	0 0	0	0	0	0	0	-1
Team					3 3 6			0	1			
Totals		19-43	9-22	7-11	6 17 23	17 11	54	10	12	5	2	-16

Technical Fouls:NONE

Houston - 70

Record: 13-3 (5-0)

NO. Name	Min	FG	3P	FT	Rebounds	Fouls	TP	AS	TO	ST	Blocks	+/-
11 Joseph Tugler	F 19:56	0-1	0-0	0-0	4 1 5	4 2	0	0	2	2	0	9
13 J'Wan Roberts	F 33:35	10-13	0-0	2-4	0 3 3	1 4	22	1	3	0	1	7
4 LJ Cryer	G 28:15	5-12	5-10	3-4	1 1 2	2 3	18	2	0	0	0	1
7 Milos Uzan	G 34:44	3-8	1-4	1-1	1 6 7	0 2	8	4	0	2	0	1
21 Emanuel Sharp	G 31:59	4-9	3-8	3-3	0 3 3	0 3	14	1	1	0	0	1
8 Mylik Wilson	11:04	0-1	0-0	0-0	2 2 0	1 0	1	0	1	0	0	5
5 Ja'Vier Francis	14:50	1-2	0-0	0-0	2 2 4	2 1	2	0	0	1	0	7
23 Terrance Arceneaux	25:37	2-5	2-4	0-0	1 3 4	2 1	6	2	2	0	1	25
Team					0 0 0			0	1			
Totals		25-51	11-26	9-12	9 21 30	11 17	70	11	7	6	4	2

Technical Fouls:NONE

Biggest lead	5 (1 <sup>st</sup> 13:10)	18 (2 <sup>nd</sup> 4:58)
Best Scoring Run	8 (2 <sup>nd</sup> 18:13)	14 (2 <sup>nd</sup> 7:08)
Lead Changes	5	
Times Tied	2	
Time with Lead	03:06	34:34

Shooting By Period	
1 <sup>st</sup> FG%	10-22 45.5%
3PT%	4-10 40.0%
FT%	3-4 75%
2 <sup>nd</sup> FG%	9-21 42.9%
3PT%	5-12 41.7%
FT%	4-7 57.1%
GM FG%	19-43 44.2%
3PT%	9-22 40.9%
FT%	7-11 63.6%
Dead Ball Rebounds:	1 0

Dead Ball Rebounds: 1 0

Shooting By Period	
1 <sup>st</sup> FG%	16-26 61.5%
3PT%	6-11 54.5%
FT%	2-3 66.7%
2 <sup>nd</sup> FG%	9-25 36.0%
3PT%	5-15 33.3%
FT%	7-9 77.8%
GM FG%	25-51 49.0%
3PT%	11-26 42.3%
FT%	9-12 75.0%
Dead Ball Rebounds:	3 0

Dead Ball Rebounds: 3 0

# #10/8 HOUSTON 69, UCF 68

Saturday, Jan. 18, 2025 • Addition Financial Arena • Orlando



Official Basketball Box Score - Final  
Houston at UCF  
01/18/25 Addition Financial Arena, Orlando  
2024-25 Men's Basketball

Game Time: 12:00 PM  
Game Duration: 2:11  
Attendance: 9,314

Officials: Kipp Kissinger, Justin Shamion, Randall Anders

Houston - 69

Record: 14-3 (6-0)

NO. Name	Min	FG	3P	FT	Rebounds	Fouls	TP	AS	TO	ST	Blocks	+/-
11 Joseph Tugler	F 12:23	1-2	0-0	0-0	0 2 2	3 0	2	0	1	0	1	5
13 J'Wan Roberts	F 35:30	10-17	0-0	1-2	6 3 9	4 3	21	1	2	0	0	1
4 LJ Cryer	G 35:41	2-13	2-7	0-0	1 3 4	1 1	6	1	1	0	0	2
7 Milos Uzan	G 35:22	4-11	0-2	0-0	0 3 3	1 0	8	5	0	1	0	1
21 Emanuel Sharp	G 28:27	4-11	1-6	0-0	0 4 4	4 1	9	0	2	1	0	0
5 Ja'Vier Francis	24:38	5-6	0-0	6-6	7 3 10	2 5	16	0	1	0	1	0
8 Mylik Wilson	17:50	3-6	0-0	1-2	1 4 5	4 2	7	1	1	1	0	0
23 Terrance Arceneaux	10:09	0-3	0-1	0-1	1 0 1	1 0	0	0	0	1	1	-8
Team					2 4 0			0	0			
Totals		29-69	3-16	8-11	18 24 42	20 13	69	8	8	3	4	5

Shooting By Period	
1 <sup>st</sup> FG%	12-36 33.3%
3PT%	1-8 12.5%
FT%	5-6 83.3%
2 <sup>nd</sup> FG%	17-33 51.5%
3PT%	2-8 25.0%
FT%	3-5 60%
GM FG%	29-69 42.0%
3PT%	3-16 18.8%
FT%	8-11 72.7%
Dead Ball Rebounds:	0 0

Dead Ball Rebounds: 0 0

Technical Fouls:Tugler 1<sup>st</sup> 17:56

UCF - 68

Record: 12-5 (3-3)

NO. Name	Min	FG	3P	FT	Rebounds	Fouls	TP	AS	TO	ST	Blocks	+/-
52 Moustapha Thiam	C 33:32	7-10	1-2	3-4	2 3 5	0 4	18	1	0	0	3	0
0 Jordan Ivy-Curry	G 29:51	4-10	2-7	4-4	0 3 3	1 3	14	0	0	0	1	0
3 Darius Johnson	G 32:05	5-16	3-7	0-0	3 0 3	4 1	13	4	1	0	3	1
4 Keyshawn Hall	G 35:08	2-12	0-3	2-6	4 7 11	4 6	6	3	5	0	0	-1
6 Daltan "Deebo" Coleman	G 28:55	3-6	1-3	1-1	2 3 5	1 4	8	2	3	0	0	-5
5 Benny Williams	08:17	0-1	0-1	1-2	0 1 1	1 1	1	0	0	0	0	5
7 Dior Johnson	06:17	1-2	0-0	0-0	0 2 2	0 0	2	0	0	0	0	0
1 Mikey Williams	11:47	1-3	0-0	0-0	1 3 4	1 0	2	1	0	0	1	5
2 JJ Taylor	11:05	2-2	0-0	0-0	1 0 1	2 0	4	0	1	0	0	0
35 Rokas Jocius	03:03	0-0	0-0	0-0	0 0 0	0 0	0	0	0	0	0	-2
Team					3 3 6			0	0			
Totals		25-62	7-23	11-17	16 25 41	14 19	68	11	13	1	5	-1

Technical Fouls:Hall 1<sup>st</sup> 17:56

Biggest lead	5 (2 <sup>nd</sup> 6:52)	12 (1 <sup>st</sup> 1:13)
Best Scoring Run	13 (2 <sup>nd</sup> 16:20)	7 (1 <sup>st</sup> 8:07)
Lead Changes	11	
Times Tied	2	
Time with Lead	07:48	30:17

# #7/5 HOUSTON vs. UTAH

Wednesday, Jan. 22, 2025 • Fertitta Center • Houston



Official Basketball Box Score - Final  
Utah at Houston  
01/22/25 Fertitta Center, Houston, Texas  
2024-25 Men's Basketball

Game Time: 5:02 PM  
Game Duration: 2:01  
Attendance: 7,035

Officials: Ted Valentine, Tommy Johnson, Darron George

Utah - 36

Record: 11-7 (3-4)

NO. Name	Min	FG	3P	FT	Rebounds	Fouls	TP	AS	TO	ST	Blocks	+/-
2 Ezra Asuar	F 20:49	0-4	0-0	1-2	3 0 3	1 3	1	0	2	0	0	-26
10 Jake Wainin	F 24:28	2-7	0-2	1-2	3 2 5	1 1	5	2	0	0	0	-11
34 Lawson Loving	C 21:19	1-5	0-0	0-1	0 4 4	1 4	2	1	4	0	0	-3
25 Mike Sharavjanitis	G 10:40	0-2	0-1	0-0	0 1 1	1 0	0	0	3	0	1	-18
55 Gabe Madsen	G 22:37	3-10	2-8	0-0	2 2 2	1 0	8	1	4	1	0	-33
1 Mirol Little	22:20	2-3	2-3	0-0	0 2 2	4 1	6	0	5	0	0	-17
0 Hunter Erickson	12:51	0-0	0-0	0-0	1 1 2	0 0	0	0	2	0	0	-13
11 Caleb Lohner	11:25	1-1	0-0	0-0	0 1 1	1 0	2	0	2	0	0	-13
32 Zach Keller	12:13	1-2	0-0	0-1	0 0 0	2 1	2	1	0	0	0	2
8 Keanu Dawes	25:05	2-4	1-1	2-4	3 6 9	3 2	7	1	2	0	0	-15
45 Mason Madsen	16:15	1-5	0-2	1-2	0 0 0	2 1	3	1	0	2	0	1
Team					6 2 8			0	2			
Totals		13-43	5-17	5-12	15 21 36	19 13	36	7	26	3	1	-34

Technical Fouls:NONE

Houston - 70

Record: 15-3 (7-0)

NO. Name	Min	FG	3P	FT	Rebounds	Fouls	TP	AS	TO	ST	Blocks	+/-
11 Joseph Tugler	F 13:20	2-3	0-0	0-0	0 2 2	5 0	4	0	0	4	2	0
13 J'Wan Roberts	F 24:43	5-9	0-0	1-2	1 3 4	1 3	11	1	1	3	2	0
4 LJ Cryer	G 23:14	4-7	3-4	2-2	0 1 1	0 2	13	1	0	0	0	35
7 Milos Uzan	G 24:33	6-9	2-4	0-0	1 0 1	2 2	14	5	1	1	0	27
23 Terrance Arceneaux	G 33:04	4-10	0-3	2-2	2 4 6	0 1	10	3	1	3	4	32
5 Ja'Vier Francis	16:56	3-4	0-0	0-0	1 1 2	1 1	6	1	1	2	0	31
8 Mylik Wilson	24:18	2-11	0-2	0-1	3 4 7	1 2	4	4	0	5	0	1
25 Mercy Miller	18:12	0-5	0-3	7-8	2 1 3	0 4	7	0	0	0	0	-4
2 Cedric Lath	13:45	0-0	0-0	1-4	4 1 5	2 3	1	0	1	0	2	-2
0 Kordelius Jefferson	07:55	0-2	0-2	0-0	0 0 0	1 1	0	0	0	1	0	-2
Team					1 1 2			0	0			
Totals		26-60	5-18	13-19	15 18 33	13 19	70	15	5	19	11	34

Technical Fouls:NONE

Biggest lead	0 (1 <sup>st</sup> 20:00)	37 (2 <sup>nd</sup> 11:30)
Best Scoring Run	4 (1 <sup>st</sup> 8:56)	18 (1 <sup>st</sup> 9:54)
Lead Changes	0	
Times Tied	0	
Time with Lead	00:00	39:44

Shooting By Period	
1 <sup>st</sup> FG%	18-35 51.4%
3PT%	4-10 40.0%
FT%	1-2 50%
2 <sup>nd</sup> FG%	8-25 32.0%
3PT%	1-8 12.5%
FT%	12-17 70.6%
GM FG%	26-60 43.3%
3PT%	5-18 27.8%
FT%	13-19 68.4%
Dead Ball Rebounds:	4 0

Dead Ball Rebounds: 4 0

# #7/5 HOUSTON 92, #12/11 KANSAS 86 (20T)

Saturday, Jan. 25, 2025 • Phog Allen Fieldhouse • Lawrence, Kan.



Official Basketball Box Score - Final  
Houston at Kansas  
01/25/25 Allen Fieldhouse, Lawrence  
2024-25 Men's Basketball

Game Time: 5:35 PM  
Game Duration: 2:42  
Attendance: 15,300

## #6/5 HOUSTON 63, rv/rv WEST VIRGINIA 49

Wednesday, Jan. 29, 2025 • WVU Coliseum • Morgantown, W.Va.

Official Basketball Box Score - Final  
Houston at West Virginia  
01/29/25 WVU Coliseum, Morgantown, W.Va.  
2024-25 Men's BasketballGame Time: 7:00 PM  
Game Duration: 2:00  
Attendance: 12,083

Officials: Don Daly, Brooks Wells, Chance Moore

Houston - 63

Record: 17-3 (9-0)

NO.	Name	Min	FG	3P	FT	Rebounds	Fouls	TP	AS	TO	ST	Blocks	BS	BA	+/
			M-A	M-A	M-A	OR DR TOT	PF	FD							
11	Joseph Tugler	F 27:34	5-9	0-1	2-2	3 4 7	4 2	12	0	1	0	1	0	1	11
13	J'Wan Roberts	F 34:50	2-6	0-0	1-1	4 2 6	0 2	5	3	2	1	1	0	0	9
4	LJ Cryer	G 35:07	6-12	2-4	3-3	0 3 3	2 2	17	3	2	1	0	0	0	16
7	Milos Uzan	G 37:33	4-10	2-4	0-0	0 0 0	4 2	10	2	2	1	0	1	0	18
21	Emanuel Sharp	G 18:12	1-4	1-4	0-0	0 3 3	2 1	3	0	2	1	0	0	0	1
5	Ja'Vier Francis	11:28	3-3	0-0	0-0	2 3 5	0 2	6	0	1	1	0	0	0	3
23	Terrance Arceneaux	22:41	3-5	2-4	0-0	1 1 2	0 0	8	0	0	0	0	0	0	14
8	Mylik Wilson	12:36	1-3	0-1	0-0	1 4 5	1 0	2	0	3	0	0	0	0	0
Team						2 1 3	0	0	0	1					
Totals			25-52	7-18	6-6	13 21 34	13 11	63	8	14	5	2	1	14	

Technical Fouls:NONE

West Virginia - 49

Record: 13-7 (4-5)

NO.	Name	Min	FG	3P	FT	Rebounds	Fouls	TP	AS	TO	ST	Blocks	BS	BA	+/
			M-A	M-A	M-A	OR DR DR TOT	PF	FD							
11	Jonathan Powell	F 38:22	2-9	2-8	0-0	1 0 1	2 0	6	0	0	0	0	0	0	-13
13	Amari Hansberry	F 25:37	3-8	0-3	2-4	1 4 5	1 4	8	0	4	0	0	1	0	-4
5	Toby Okani	G 36:10	4-9	0-0	0-1	0 4 4	0 3	8	5	2	1	1	1	0	-14
7	Javon Small	G 36:40	3-7	2-5	0-0	0 3 3	0 0	8	-3	1	0	0	0	0	-12
10	Senecire Harris	G 19:57	2-2	0-0	2-4	0 2 2	4 6	0	3	2	0	0	0	0	2
1	Joseph Yesulu	23:49	4-6	0-2	1-2	1 1 2	3 2	9	2	0	1	0	0	0	-14
0	Eduardo Andre	14:48	2-2	0-0	0-0	0 0 0	1 0	4	1	1	1	0	0	0	-11
3	KJ Tenner	24:39	0-0	0-0	0-0	0 0 0	0 0	0	0	0	1	0	0	0	-4
Team						2 0 2	0	0	0	1					
Totals			20-43	4-18	5-11	5 14 19	11 13	49	11	12	6	1	2	1	-14

Technical Fouls:NONE

	HOU	WVU
Biggest lead	20 (1 <sup>st</sup> 0:49)	0 (1 <sup>st</sup> 20:00)
Best Scoring Run	9 (1 <sup>st</sup> 10:48)	11 (2 <sup>nd</sup> 16:16)
Lead Changes	0	
Times Tied	0	
Time with Lead	39:43	00:00

Points from Turnovers	HOU	WVU
Paint	32	28
Second Chance	16	3
Fast Breaks	2	9
Bench	16	13

Period by Period Scoring	1st	2nd	TOT
HOU	39	24	63
WVU	19	30	49

Shooting By Period	1 <sup>st</sup>	FG%	2 <sup>nd</sup>	FG%	3 <sup>rd</sup>	FG%	4 <sup>th</sup>	FG%	5 <sup>th</sup>	FG%
1 <sup>st</sup> FG%	6-22	36.4%								
2 <sup>nd</sup> FG%	2-10	20.0%								
3 <sup>rd</sup> FG%	1-2	50%								
4 <sup>th</sup> FG%	12-21	57.1%								
5 <sup>th</sup> FG%	3-9	33.3%								
GM FG%	20-43	46.5%								
3PT%	4-18	22.2%								
FT%	5-11	45.5%								

Dead Ball Rebounds: 3/0

## #22/19 TEXAS TECH 82, #6/5 HOUSTON 81 (OT)

Saturday, Feb. 1, 2025 • Fertitta Center • Houston

Official Basketball Box Score - Final  
Texas Tech at Houston  
02/01/25 Fertitta Center, Houston, Texas  
2024-25 Men's BasketballGame Time: 5:05 PM  
Game Duration: 2:43  
Attendance: 7,324

Officials: Bert Smith, Tyler Kumpf, Justin Shannon

Texas Tech - 82

Record: 17-4 (8-2)

NO.	Name	Min	FG	3P	FT	Rebounds	Fouls	TP	AS	TO	ST	Blocks	BS	BA	+/
			M-A	M-A	M-A	OR DR TOT	PF	FD							
5	Darrion Williams	F 33:50	5-11	1-5	2-4	1 3 4	5 4	13	3	2	3	3	0	0	-3
15	JT Toppin	F 03:50	0-1	0-0	0-0	0 1 1	1 0	0	0	0	0	0	0	1	1
0	Chance McMillan	G 42:38	7-14	2-6	7-7	1 4 5	1 4	23	1	3	2	0	0	0	0
3	Elijah Hawkins	G 41:32	4-12	4-7	5-5	1 5 6	2 4	17	4	4	0	0	0	1	1
24	Kerwin Walton	G 26:11	4-7	4-6	2-3	0 1 1	0 2	14	0	0	0	0	0	0	6
33	Federiko Federiko	21:17	0-0	0-0	1-4	3 3 6	5 3	1	0	1	0	0	0	0	7
4	Christian Anderson	34:10	2-8	1-6	5-7	1 1 2	4 4	10	0	1	0	1	0	0	-2
23	Eemeli Yalaho	21:32	1-1	0-0	2-4	2 2 4	2 2	4	2	2	0	0	0	0	-5
Team						5 3 8	0	1							
Totals			23-54	12-30	24-34	14 23 37	22 23	82	10	13	6	4	2	1	10

Technical Fouls:Coach 1<sup>st</sup>16:10Coach 1<sup>st</sup>16:10

Dead Ball Rebounds: 5/0

Houston - 81

Record: 17-4 (8-1)

NO.	Name	Min	FG	3P	FT	Rebounds	Fouls	TP	AS	TO	ST	Blocks	BS	BA	+/
			M-A	M-A	M-A	OR DR DR TOT	PF	FD							
11	Joseph Tugler	F 24:18	2-5	0-0	1-4	5 3 8	4 3	5	1	0	1	1	1	1	-9
13	J'Wan Roberts	F 38:38	6-15	0-0	6-9	3 4 7	1 7	18	3	5	3	0	0	2	-8
4	LJ Cryer	G 44:00	7-14	3-6	5-6	0 4 4	2 3	22	2	1	0	0	0	1	0
7	Milos Uzan	G 37:29	4-12	1-5	1-2	0 1 1	2 2	10	2	4	1	0	0	0	3
21	Emanuel Sharp	F 17:37	1-2	0-1	2-2	0 3 3	3 2	4	0	0	1	0	0	0	-1
5	Ja'Vier Francis	12:38	2-2	0-0	3-4	2 1 3	4 3	7	0	1	0	1	0	0	0
23	Terrance Arceneaux	31:04	4-8	1-2	0-0	2 0 2	4 0	9	1	0	2	0	0	0	-1
8	Mylik Wilson	19:16	3-6	0-0	0-0	2 3 5	4 0	6	2	0	1	0	0	0	5
Team						2 3 5	0	1							
Totals			29-64	5-14	18-27	16 22 38	24 20	81	11	12	9	2	4	1	-1

Technical Fouls:Roberts 1<sup>st</sup>15:46

Dead Ball Rebounds: 4/0

	TTU	HOU
Biggest lead	7 (1 <sup>st</sup> 4:18)	6 (2 <sup>nd</sup> 3:49)
Best Scoring Run	9 (1 <sup>st</sup> 11:49)	8 (2 <sup>nd</sup> 9:10)
Lead Changes	11	
Times Tied	10	
Time with Lead	24:09	15:05

Points from Turnovers	TTU	HOU
Paint	18	42
Second Chance	16	27
Fast Breaks	5	4
Bench	15	22

Period by Period Scoring	1st	2nd	OT1	TOT
HOU	37	35	9	81

## #5/5 HOUSTON 72, OKLAHOMA STATE 63

Tuesday, Feb. 4, 2025 • Fertitta Center • Houston

Official Basketball Box Score - Final  
Oklahoma St. at Houston  
02/04/25 Fertitta Center, Houston, Texas  
2024-25 Men's BasketballGame Time: 7:01 PM  
Game Duration: 1:57  
Attendance: 7,035

Officials: Marques Pettigrew, Rick Crawford, Antonio Petty

Oklahoma St. - 63

Record: 11-11 (3-8)

NO.	Name	Min	FG	3P	FT	Rebounds	Fouls	TP	AS	TO	ST	Blocks	BS	BA	+/
			M-A	M-A	M-A	OR DR DR TOT	PF	FD							
25	Robert Jennings	F 18:27	1-2	0-0	2-3	0 2 2	0 2	4	0	2	0	1	0	0	-13
33	Abou Ousmane	F 31:54	7-10	1-1	1-2	2 2 4	3 2	16	1	2	0	0	1	0	3
1	Bryce Thompson	G 29:32	5-10	0-2	1-1	0 2 2	1 4	11	4	1	0	0	1	0	-7
2	Arturo Dean	G 28:45	5-8	2-4	1-2	0 0 0	0 3 1	13	4	4	5	0	0	0	0
14	Jamylon Keller	G 25:41	2-5	1-3	0-0	0 2 2	1 0	5	0	0	0	0	0	0	-7
0	Marchelus Avery	22:55	4-8	2-6	0-0	0 3 3	2 2	10	3	1	1	1	0	0	8
5	Khalil Brantley	11:15	0-1	0-0	0-0	0 2 2	0 0	0	0	1	0	0	0	0	-9
6	Brandon Newman	20:11	1-5	1-3	1-2	0 3 3	3 2	4	0	0	0	0	0	0	-6
4	Davonte Davis	04:40	0-0	0-0	0-0	0 1 1	0 0	0	2	0	0	0	0	0	-2
24	Pat Suemnick	06:40	0-0	0-0	0-2	2 0 2	2 1	0	0	0	0	0	0	0	-12
Team						0 3 3	0	0							
Totals			25-49	7-19	6-12	4 20 24	16 12	63	14	11	6	2	3	-9	

Technical Fouls:NONE

Houston - 72

Record: 18-4 (10-1)

NO.	Name	Min	FG	3P	FT	Rebounds	Fouls	TP	AS	TO	ST	Blocks	BS	BA	+/
			M-A	M-A	M-A	OR DR DR TOT	PF	FD							
11	Joseph Tugler	F 24:58	2-6	0-0	3-4	4 5 9	3 6	7	3	3	1	2	1	0	-3
13	J'Wan Roberts	F 37:55	6-10	0-0	2-2	7 3 10	2 2	14	1	3	1	0	0	0	8
4	LJ Cryer	G 38:36	6-15	4-11	2-2	0 3 3	1 1	18	0	2	0	0	0	1	11
7	Milos Uzan	G 35:54	6-10	3-4	2-2	0 2 2	3 2	17	5	0	0	0	0	0	13
23	Terrance Arceneaux	G 28:38	4-12	1-5	1-2	2 3 5	1 2	10	6	1	1	0	0	0	14
8	Mylik Wilson	22:58	2-8	0-1	2-2	2 2 4	0 3	6	1	1	3	1	0	0	-7
2	Cedric Lath	08:06	0-0	0-0	0-0	1 0 1	2 0	0	0	0	0	0	0	0	2
25	Mercy Miller	02:55	0-1	0-0	0-0	0 0 0	0 0	0	0	0	0	0	0	0	7
Team						2 4 6	0	0							
Totals			26-62	8-21	12-14	18 22 40	12 16	72	16	10	6	3	2	9	

Technical Fouls:NONE

		OSU	HOU	Technical Points						
				Points from	OSU	HOU	Period by Period Score			
Biggest lead	9 (1 <sup>st</sup> 11:55)	17 (2 <sup>nd</sup> 14:30)		Turnovers	17	16				
Best Scoring Run	7 (2 <sup>nd</sup> 12:12)	8 (2 <sup>nd</sup> 16:29)		Paint	32	32	OSU	1st	2nd	TOT
Lead Changes	5	2		Second Chance	0	16		33	30	63
Times Tied	1			Fast Breaks	12	0	HOU	39	33	72
Time with Lead	14:31	25:11		Bench	14	6				



## #6/6 HOUSTON 76, rv/rv BAYLOR 65

Monday, Feb. 10, 2025 • Fertitta Center • Houston



Official Basketball Box Score - Final  
Baylor at Houston  
02/10/25 Fertitta Center, Houston, Texas  
2024-25 Men's Basketball

Game Time: 8:07 PM  
Game Duration: 2:04  
Attendance: 7,035

Officials: Doug Simons, Kipp Kissinger, Ted Valentine

Baylor - 65

Record: 15-9 (7-6)

NO. Name	Min	FG	3P	FT	Rebounds	Fouls	TP	AS	TO	ST	Blocks	BS	BA	+/
15 Norchad Omier	F 37:10	8-9	1-1	2-2	2 3 5	4 4	15	0	2	0	0	0	0	-6
1 Robert Wright	G 27:58	2-7	2-3	4-6	0 2 2	1 6	10	3	3	1	0	1	0	-9
3 Jeremy Roach	G 24:28	2-3	2-2	0-0	0 0 0	4 0	6	2	2	1	0	0	0	-6
7 V.J. Edgcombe	G 36:48	5-5	0-0	4-4	1 5 6	1 2	14	3	5	2	0	0	0	-8
13 Langston Love	G 35:36	5-7	4-5	1-2	0 1 1	2 2	15	1	2	0	0	0	0	-11
3 Jayden Nunn	19:37	0-2	0-1	0-0	0 2 2	1 1	0	0	0	0	0	0	0	-11
32 Jalen Celestine	18:23	0-5	0-3	1-2	1 1 0	4 1	1	1	1	1	0	0	0	-4
Team					0 3 3	0	0	0	0	0	0	0	0	
Totals		22-38	9-15	12-16	4 16 20	17 16	65	10	15	5	0	1	0	-11

Technical Fouls: NONE

Shooting By Period	1st	2nd	3rd	4th	FT
1st FG%	11-19	57.9%			
3PT%	4-6	66.7%			
FT%	4-6	66.7%			
2nd FG%	11-19	57.9%			
3PT%	5-9	55.6%			
FT%	8-10	80%			
GM FG%	22-38	57.9%			
3PT%	9-15	60.0%			
FT%	12-16	75.0%			

Dead Ball Rebounds: 3, 0

Houston - 76

Record: 20-4 (12-1)

NO. Name	Min	FG	3P	FT	Rebounds	Fouls	TP	AS	TO	ST	Blocks	BS	BA	+/
11 Joseph Tugler	F 27:23	3-4	0-0	0-0	5 3 8	1 2	6	1	0	0	1	0	0	4
13 J'wan Roberts	F 30:11	4-7	0-0	2-2	0 3 3	4 4	10	2	2	1	0	0	0	-3
4 LJ Cryer	G 30:38	5-11	4-7	0-0	0 1 1	1 0	14	3	1	0	0	0	0	17
7 Milos Uzan	G 34:10	4-9	1-5	3-4	0 2 2	2 4	12	6	0	2	0	0	0	14
21 Emanuel Sharp	G 25:04	3-7	3-7	1-2	0 0 0	3 1	10	1	1	1	0	0	0	15
5 Ja'Vier Francis	12:37	1-1	0-0	2-2	2 1 3	3 2	4	1	1	1	0	0	0	7
23 Terrance Arceneaux	21:52	4-6	1-3	2-4	1 1 2	0 2	11	2	0	0	0	0	0	19
8 Mylik Wilson	14:38	3-8	1-2	2-2	0 1 1	1 2	9	1	2	1	0	0	0	-8
25 Mercy Miller	03:27	0-0	0-0	0-0	0 1 1	1 0	0	0	0	0	0	0	0	-10
Team					1 0 1	0	0	0	0	0	0	0	0	
Totals		27-53	10-24	12-16	9 13 22	16 17	76	17	7	6	1	0	1	11

Technical Fouls: NONE

Shooting By Period	1st	2nd	3rd	4th	FT
1st FG%	15-29	51.7%			
3PT%	5-12	41.7%			
FT%	3-4	75%			
2nd FG%	12-24	50.0%			
3PT%	5-12	41.7%			
FT%	9-12	75%			
GM FG%	27-53	50.9%			
3PT%	10-24	41.7%			
FT%	12-16	75.0%			

Dead Ball Rebounds: 5, 0

	BAY	HOU
Biggest lead	0 (1st 20:00)	25 (2nd 5:43)
Best Scoring Run	11 (2nd 1:22)	11 (2nd 5:43)
Lead Changes	0	
Times Tied	2	
Time with Lead	00:00	37:59

Points from	BAY	HOU
Turnovers	14	28
Paint	24	32
Second Chance	7	16
Fast Breaks	7	7
Bench	1	24

Period by Period Scoring	1st	2nd	TOT
BAY	30	35	65
HOU	38	38	76

## #6/6 HOUSTON 62, #13/13 ARIZONA 58

Saturday, Feb. 15, 2025 • McKale Memorial Center • Tucson, Ariz.



Official Basketball Box Score - Final  
Houston at Arizona  
02/15/25 McKale Center, Tucson, Ariz.  
2024-25 Men's Basketball

Game Time: 12:01 PM  
Game Duration: 2:12  
Attendance: 14,688

Officials: Gregory Nixon, Rick Crawford, Brady McCall

Houston - 62

Record: 21-4 (13-1)

NO. Name	Min	FG	3P	FT	Rebounds	Fouls	TP	AS	TO	ST	Blocks	BS	BA	+/
11 Joseph Tugler	F 21:38	4-7	0-0	0-0	1 4 5	4 1	8	0	0	1	1	0	0	17
13 J'wan Roberts	F 35:03	3-11	0-0	3-5	0 4 4	1 5	9	3	1	0	0	2	0	9
4 LJ Cryer	G 35:00	6-12	3-8	0-0	0 1 1	2 0	15	2	2	0	0	0	1	4
7 Milos Uzan	G 38:06	8-12	1-1	2-2	0 2 2	1 3	19	5	0	2	0	0	0	10
21 Emanuel Sharp	G 21:46	0-6	0-6	0-0	0 2 2	1 1	0	1	1	3	0	0	0	-5
5 Ja'Vier Francis	15:08	1-4	0-0	0-0	2 5 7	3 0	2	0	2	0	1	1	0	-12
8 Mylik Wilson	06:08	1-2	0-0	0-0	0 1 1	0 0	2	0	0	0	1	0	0	-7
23 Terrance Arceneaux	27:11	2-4	1-2	2-2	0 2 2	1 1	7	0	0	0	1	0	0	4
Team					3 3 6	0	0	1	0	0	0	0	0	
Totals		25-58	5-17	7-9	6 24 30	13 11	62	11	7	7	3	4	4	

Technical Fouls: NONE

Shooting By Period	1st	2nd	3rd	4th	FT
1st FG%	10-28	35.7%			
3PT%	3-3	100%			
FT%	3-3	100%			
2nd FG%	15-30	50.0%			
3PT%	3-8	37.5%			
FT%	4-6	66.7%			
GM FG%	25-58	43.1%			
3PT%	5-17	29.4%			
FT%	7-9	77.8%			

Dead Ball Rebounds: 1, 0

Arizona - 58

Record: 17-8 (11-3)

NO. Name	Min	FG	3P	FT	Rebounds	Fouls	TP	AS	TO	ST	Blocks	BS	BA	+/
4 Trey Townsend	F 16:13	1-5	1-2	0-0	0 3 3	0 0	3	1	1	0	0	1	0	1
30 Tobie Awaka	F 14:43	0-0	0-0	0-0	1 3 4	3 0	0	0	0	0	1	0	0	-6
0 Jaden Bradley	G 36:42	1-6	0-2	2-2	0 5 5	3 2	4	4	2	0	0	0	1	-3
1 Caleb Love	G 38:22	6-15	1-8	4-4	0 4 4	1 3	17	7	5	0	0	0	0	-8
3 Anthony Dell'Orso	G 14:07	2-3	1-2	0-0	0 0 0	0 0	5	0	1	1	0	0	0	2
13 Henri Veesaar	25:17	3-5	0-0	1-3	1 2 3	4 3	7	0	1	0	1	0	0	2
5 KJ Lewis	28:11	4-12	0-3	5-6	2 4 6	0 4	13	2	0	2	0	1	0	-6
9 Carter Bryant	26:26	3-8	2-6	1-2	2 4 6	0 1	9	0	0	0	2	0	0	3
Team					5 3 8	0	0	1	0	0	0	0	0	
Totals		20-54	5-23	13-17	11 28 39	11 13	58	14	11	3	4	3	4	-4

Technical Fouls: NONE

	HOU	ARIZ
Biggest lead	7 (2nd 3:11)	9 (1st 7:25)
Best Scoring Run	12 (2nd 5:15)	6 (1st 9:58)
Lead Changes	4	
Times Tied	3	
Time with Lead	07:43	28:57

Points from	HOU	ARIZ
Turnovers	13	6
Paint	36	26
Second Chance	4	2
Fast Breaks	10	18
Bench	11	29

Period by Period Scoring	1st	2nd	TOT
HOU	25	37	62
ARIZ	30	28	58

## #5/5 HOUSTON 80, ARIZONA STATE 65

Tuesday, Feb. 18, 2025 • Desert Financial Arena • Tempe, Ariz.



Official Basketball Box Score - Final  
Houston at Arizona St.  
02/18/25 Desert Financial Arena, Tempe  
2024-25 Men's Basketball

Game Time: 7:00 PM  
Game Duration: 2:11  
Attendance: 8,315

Officials: Tony Padilla, Kelly Self, Paul Seitz

Houston - 80

Record: 22-4 (14-1)

NO. Name	Min	FG	3P	FT	Rebounds	Fouls	TP	AS	TO	ST	Blocks	BS	BA	+/
11 Joseph Tugler	F 07:41	2-3	0-0	0-0	0 1 1	5 2	4	0	2	0	1	1	0	6
13 J'wan Roberts	F 31:53	4-5	0-0	2-4	3 3 6	2 4	10	2	2	0	2	0	0	22
4 LJ Cryer	G 35:23	6-13	4-10	2-2	0 4 4	1 2	18	6	1	1	0	1	0	21
7 Milos Uzan	G 34:06	3-9	3-6	0-0	0 3 3	3 1	9	5	1	0	0	0	0	6
21 Emanuel Sharp	G 30:41	4-9	4-7	5-6	0 4 4	1 3	17	1	0	2	0	1	0	5
5 Ja'Vier Francis	12:28	1-4	0-0	6-6	4 1 5	4 4	8	0	1	0	0	1	0	12
23 Terrance Arceneaux	19:13	1-2	0-0	0-0	1 1 2	2 0	2	0	1	1	0	0	0	13
8 Mylik Wilson	22:53	5-8	0-0	2-2	5 7 7	1 1	12	1	0	2	1	0	0	10
23 Cedric Lath	02:30	0-0	0-0	0-0	0 0 0	1 0	0	0	0	0	0	0	0	-9
25 Mercy Miller	02:30	0-1	0-0	0-0	0 0 0	0 0	0	0	1	0	0	0	0	-9
20 Kordellus Jefferson	00:42	0-0	0-0	0-0	0 0 0	0 0	0	0	0	0	0	0	0	-2
Team					3 1 4	0	0	3	0	0	0	0	0	
Totals		26-54	11-23	17-20	13 23 36	20 17	80	15	12	6	4	4	15	

Technical Fouls: NONE

Shooting By Period	1st	2nd	3rd	4th	FT
1st FG%	4-10	40.0%			
3PT%	4-10	40.0%			
FT%	13-16	81.3%			
2nd FG%	11-26	42.3%			
3PT%	7-13	53.8%			
FT%	4-4	100%			
GM FG%	26-54	48.1%			
3PT%	11-23	47.8%			
FT%	17-20	85.0%			

Dead Ball Rebounds: 1, 0

Arizona St. - 65

Record: 12-14 (3-12)

NO. Name		Min	FG	3P	FT	Rebounds	Fouls	TP	AS	TO	ST	Blocks	BS	BA	+/
21	Jayden Quaintance	F 13:29	0-2	0-0	0-0	1 1 2	2 0	0	2	2	0	0	2	0	-14
9	Shawn Phillips Jr.	C 16:46	1-2	0-0	3-4	0 1 1	3 4	5	0	0	0	3	1	2	2
1	Alston Mason	G 33:31	8-9	4-5	6-7	1 2 3	0 4	26	1	2	0	0	0	0	-11
10	BJ Freeman	G 28:49	5-11	2-7	5-6	2 2 4	2 4	17	2	4					-16
44	Adam Miller	G 33:49	2-7	2-5	0-0	0 1 1	3 2	6	1	3	1	0	0	0	-19
8	Basheer Jihad	31:31	2-5	0-2	2-5	1 0 1	3 4	6	2	0	0	1	0	0	-10
5	Amier All	22:41	1-4	0-2	3-4	0 6 6	3 2	5	4	1	1	0	0	0	2
3	Jonson Sanon	15:25	0-3	0-1	0-0	0 1 1	1 0	0	0	0	0	0	0	0	-4
11	Bobby Hurley	00:48	0-0	0-0	0-0	0 0 0	0 0	0	0	0	0	0	0	0	-1
12	Trevor Best	00:48	0-0	0-0	0-0	0 0 0	0 0	0	0	0	0	0	0	0	-1
14	Chianti Clay	00:48	0-1	0-0	0-0	0 0 0	0 0	0	0	0	0	0	0	0	-1
22	Quentin McCoy	00:48	0-0	0-0	0-0	0 0 0	0 0	0	0	0	0	0	0	0	-1
25	Jordan Williams	00:48	0-0	0-0	0-0	0 0 0	0 0	0	0	0	0	0	0	0	-1
Team						3 3 6	0	0	1						
Totals		19:44	8-22	19-26	18	17 25	18 20	65	12	3	2	4	4	0	-15

# #4/4 HOUSTON 69, #10/10 TEXAS TECH 61

Monday, Feb. 24, 2025 • United Supermarkets Arena • Lubbock, Texas



Official Basketball Box Score - Final  
Houston at Texas Tech  
02/24/25 United Supermarkets Arena, Lubbock  
2024-25 Men's Basketball

Game Time: 8:00 PM  
Game Duration: 2:13  
Attendance: 15,098

Officials: Kipp Kissinger, Doug Shows, Gregory Nixon

Houston - 69		Record: 24-4 (16-1)												
NO.	Name	Min	FG	3P	FT	Rebounds	Fouls	TP	AS	TO	ST	Blocks	BS	BA
11	Joseph Tugler	F 20:47	4-5	0-0	0-1	0 3 3	5 1 8	2	1	1	1	0	15	
13	J'Wan Roberts	F 30:31	3-10	0-0	0-0	1 6 7	3 6 16	3	0	1	1	1	10	
4	LJ Cryer	G 31:20	1-5	1-4	2-2	1 2 3	1 1 5	3	1	1	0	0	2	
7	Milos Uzan	G 34:57	8-15	3-4	3-4	1 1 2	2 3 22	2	3	2	0	2	13	
21	Emanuel Sharp	G 35:06	3-6	2-3	2-2	0 5 5	2 4 10	1	0	1	0	0	3	
5	Ja'Vier Francis	18:54	1-1	0-0	0-0	1 5 6	1 2 2	1	2	0	1	0	-6	
23	Terrance Arceneaux	14:22	0-2	0-1	0-0	1 0 1	1 0 0	0	0	0	0	0	2	
8	Mylik Wilson	14:02	2-5	0-0	2-2	0 3 3	3 1 6	0	2	1	0	0	1	
Team						2 1 3								
Totals			22-49	6-12	19-23	7 26 33	18 18 69	12	9	7	3	3	8	

Technical Fouls: NONE

Texas Tech - 61		Record: 21-7 (12-5)												
NO.	Name	Min	FG	3P	FT	Rebounds	Fouls	TP	AS	TO	ST	Blocks	BS	BA
15	JT Toppin	F 36:24	6-18	0-3	2-4	3 7 10	2 3 14	1	1	1	1	2	-7	
33	Federiko Federiko	C 29:08	2-2	0-0	0-0	5 4 9	4 0 4	2	0	0	1	0	-5	
3	Elijah Hawkins	G 38:17	2-10	2-7	8-9	0 2 2	3 7 14	5	1	3	1	1	-8	
4	Christian Anderson	G 40:00	2-11	0-6	6-7	3 5 8	4 3 10	0	2	1	0	0	-8	
24	Kevin Walton	G 31:19	4-11	4-11	0-0	2 1 3	0 3 0	12	0	3	0	0	-10	
1	Kevin Overton	24:52	1-5	0-3	5-6	2 2 4	2 5 7	2	2	1	0	0	1	
Team						2 2 4								
Totals			17-57	6-30	21-26	17 23 40	18 18 61	10	10	6	3	3	-8	

Technical Fouls: NONE

Biggest lead		HOU	TTU
10 (2 <sup>nd</sup> 3:42)		3 (1 <sup>st</sup> 11:58)	
Best Scoring Run		7 (1 <sup>st</sup> 8:48)	5 (1 <sup>st</sup> 15:05)
Lead Changes		8	
Times Tied		5	
Time with Lead		32:01	05:36

Shooting By Period	
1 <sup>st</sup> FG%	9-27 33.3%
3PT%	5-15 20.0%
FT%	9-9 100%
2 <sup>nd</sup> FG%	6-30 26.7%
3PT%	3-15 20.0%
FT%	12-17 70.6%
GM FG%	17-57 29.8%
3PT%	6-30 20.0%
FT%	21-26 80.8%
Dead Ball Rebounds: 2, 0	

# #4/4 HOUSTON 73, CINCINNATI 64

Saturday, March 1, 2025 • Fertitta Center • Houston



Official Basketball Box Score - Final  
Cincinnati at Houston  
03/01/25 Fertitta Center, Houston, Texas  
2024-25 Men's Basketball

Game Time: 3:40 PM  
Game Duration: 1:57  
Attendance: 7,035

Officials: Marques Pettigrew, Ray Nail, Daron George

Cincinnati - 64		Record: 17-12 (7-11)												
NO.	Name	Min	FG	3P	FT	Rebounds	Fouls	TP	AS	TO	ST	Blocks	BS	BA
23	Dillon Mitchell	F 24:30	2-4	1-2	0-0	1 2 3	2 0 5	1	0	0	0	0	-6	
55	Aziz Bandaogo	C 30:27	3-5	0-0	0-0	2 6 8	1 2 6	0	1	0	1	0	-7	
1	Day Day Thomas	G 19:20	8-12	1-2	2-2	0 3 3	4 2 19	1	1	1	0	1	11	
2	Jizzelle James	G 37:26	8-19	0-2	2-4	2 1 3	1 5 18	5	1	3	0	2	-5	
10	Josh Reed	G 33:18	1-3	0-0	2-2	1 1 2	4 1 4	0	0	2	0	0	-4	
0	Dan Skillings Jr.	18:02	1-4	1-3	0-0	2 4 6	2 2 3	1	3	0	0	0	-15	
41	Simas Lukosius	30:20	3-10	3-10	0-0	0 1 1	2 1 9	1	3	0	0	0	-14	
14	Tyler Betsey	05:06	0-1	0-1	0-0	0 1 1	0 0 0	0	0	1	0	0	-3	
22	Amritan Page	01:31	0-1	0-0	0-0	0 0 0	1 0 0	0	0	0	0	0	-2	
Team						3 2 5								
Totals			26-59	6-20	6-8	11 21 32	17 13 64	9	11	6	2	4	-9	

Technical Fouls: NONE

Houston - 73		Record: 25-4 (17-1)												
NO.	Name	Min	FG	3P	FT	Rebounds	Fouls	TP	AS	TO	ST	Blocks	BS	BA
11	Joseph Tugler	F 18:54	2-2	0-0	2-3	1 4 5	1 5 6	3	0	0	1	2	0	12
13	J'Wan Roberts	F 21:52	4-9	0-0	0-0	0 5 5	2 0 8	1	0	0	1	1	-4	
4	LJ Cryer	G 34:11	7-13	2-6	4-4	0 1 1	1 3 20	1	2	0	0	0	-2	
7	Milos Uzan	G 33:31	3-9	0-2	0-0	0 3 3	1 1 6	2	4	2	0	0	3	
21	Emanuel Sharp	G 30:19	3-7	1-5	2-2	0 2 2	3 4 6	0	2	0	0	0	1	
5	Ja'Vier Francis	18:32	2-2	0-0	2-3	3 3 6	1 2 6	0	2	0	0	0	1	
23	Terrance Arceneaux	26:03	5-8	0-1	0-0	0 0 0	1 2 10	1	0	0	0	0	15	
8	Mylik Wilson	16:38	4-6	0-0	0-0	0 1 1	3 0 8	1	1	2	1	1	19	
Team						2 3 5								
Totals			30-56	3-14	10-12	6 22 28	13 17 73	9	9	7	4	2	9	

Technical Fouls: NONE

Biggest lead		CIN	HOU
8 (1 <sup>st</sup> 13:28)		19 (2 <sup>nd</sup> 6:56)	
Best Scoring Run		10 (1 <sup>st</sup> 13:28)	14 (1 <sup>st</sup> 7:51)
Lead Changes		2	
Times Tied		1	
Time with Lead		06:44	30:50

# #3/3 HOUSTON 65, KANSAS 59

Monday, March 3, 2025 • Fertitta Center • Houston



Official Basketball Box Score - Final  
Kansas at Houston  
03/03/25 Fertitta Center, Houston  
2024-25 Men's Basketball

Game Time: 9:00 PM  
Game Duration: 2:08  
Attendance: 7,231

Officials: Kipp Kissinger, Doug Simons, Ronald Groover

Kansas - 59		Record: 19-11 (10-9)												
NO.	Name	Min	FG	3P	FT	Rebounds	Fouls	TP	AS	TO	ST	Blocks	BS	BA
24	KJ Adams	F 33:05	3-7	0-0	9-10	1 3 4	2 6 15	1	0	0	1	3	-1	
1	Hunter Dickinson	C 31:08	6-13	0-1	5-6	2 10 12	5 4 17	3	7	0	2	2	3	
3	Dajuan Harris Jr.	G 33:58	1-2	0-0	0-0	0 3 3	3 0 2	2	2	2	0	0	-7	
5	Zekai Mayo	G 33:36	3-6	1-3	0-0	1 2 3	0 1 7	1	6	1	0	0	-5	
6	Rylan Griffin	G 11:27	0-4	0-2	0-0	0 1 1	1 0 1	0	1	1	0	0	-10	
2	AJ Storr	05:08	0-1	0-0	2-3	0 0 0	0 1 2	0	2	0	0	0	1	
8	David Coit	28:33	5-8	4-6	0-0	0 4 4	2 0 14	4	1	1	0	0	4	
40	Flory Bidunga	15:32	1-1	0-0	0-0	0 3 3	1 0 2	0	1	0	2	0	-12	
4	Rakease Passmore	07:33	0-0	0-0	0-0	0 0 0	1 0 0	0	0	0	0	0	-2	
Team						1 3 4								
Totals			19-42	5-12	16-19	5 29 34	15 13 59	12	20	4	5	6	-6	

Technical Fouls: NONE

Houston - 65		Record: 26-4 (18-1)												
NO.	Name	Min	FG	3P	FT	Rebounds	Fouls	TP	AS	TO	ST	Blocks	BS	BA
5	Ja'Vier Francis	F 15:11	0-0	0-0	0-3	1 2 3	0 3 0	0	0	1	2	0	-3	
13	J'Wan Roberts	F 36:12	3-11	0-0	0-0	2 4 6	1 1 6	1	0	4	1	2	7	
4	LJ Cryer	G 25:32	8-15	4-6	2-2	1 0 3	4 3 22	0	1	3	0	1	9	
7	Milos Uzan	G 22:58	4-10	2-4	0-0	0 0 3	10 2 1	0	4	0	0	0	3	
9	Mylik Wilson	G 27:07	4-10	0-2	2-2	1 4 5	3 2 10	6	0	4	0	1	12	
11	Joseph Tugler	27:16	2-5	0-1	1-2	3 4 7	1 1 5	0	2	2	0	0	7	
21	Emanuel Sharp	27:06	3-10	1-4	5-5	1 6 0	4 12	0	1	2	0	1	1	
23	Terrance Arceneaux	18:39	0-7	0-3	0-0	1 1 2	1 1 0	0	0	0	1	0	-6	
Team						2 3 5								
Totals			24-68	7-20	10-14	17 20 37	13 15 65	9	6	16	6	5	6	

Technical Fouls: NONE

Biggest lead		KAN	HOU
3 (2 <sup>nd</sup> 14:27)		7 (2 <sup>nd</sup> 18:35)	
Best Scoring Run		7 (1 <sup>st</sup> 2:29)	7 (1 <sup>st</sup> 14:14)
Lead Changes		6	
Times Tied		3	
Time with Lead		04:07	31:56

Shooting By Period	
1 <sup>st</sup> FG%	12-39 30.8%
3PT%	4-11 36.4%
FT%	2-4 50%
2 <sup>nd</sup> FG%	12-29 41.4%
3PT%	3-9 33.3%
FT%	8-10 80%
GM FG%	24-68 35.3%
3PT%	7-20 35.0%
FT%	10-14 71.4%
Dead Ball Rebounds: 2, 0	

# #3/3 HOUSTON 65, BAYLOR 61

Saturday, March 8, 2025 • Foster Pavilion • Waco, Texas



Official Basketball Box Score - Final  
Houston at Baylor  
03/08/25 Foster Pavilion, Waco  
2024-25 Men's Basketball

Game Time: 9:00 PM  
Game Duration: 2:21  
Attendance: 7,500

Officials: Tony Padilla, Gregory Nixon, De Sells Dean

Houston - 65		Record: 27-4 (19-1)			
--------------	--	---------------------	--	--	--

**#2/2 (1) HOUSTON 77, (16) COLORADO 68**  
**Big 12 Championship • Quarterfinals • T-Mobile Center**  
**Thursday, March 13, 2025 • Kansas City, Mo.**



Official Basketball Box Score - Final  
**Colorado at Houston**  
 03/13/25 T-Mobile Center, Kansas City  
 2025 Phillips 66 Big 12 Men's Basketball Tournament - Quarterfinals

Game Time: 2:16 PM  
 Game Duration: 2:08  
 Attendance: 15,366

Officials: Tony Padilla, Gregory Nixon, James Ford

Colorado - 68

Record: 14-20

NO.	Name	Min	FG	3P	FT	Rebounds	Fouls	TP	AS	TO	ST	Blocks	+/
			M-A	M-A	M-A	OR DR TOT	PF FD					BS BA	
6	Trevor Baskin	F 25:09	2-2	0-0	3-3	3 2 5	5 5	7	1	5	0	0	6
8	Bangot Dak	F 21:47	4-10	0-2	2-5	1 3 4	4 3	10	0	2	2	0	1 -3
23	Andrej Jakimovski	F 31:36	8-15	4-9	5-5	2 6 8	2 4	25	0	0	4	0	1 -7
3	Julian Hammond III	G 34:48	2-13	0-4	5-5	1 3 4	0 4	9	3	3	3	0	2 -4
5	RJ Smith	G 30:18	1-7	1-3	2-2	0 1 1	3 1	5	4	0	1	0	0 -12
11	Javon Ruffin	10:58	0-1	0-1	0-0	0 2 2	2 1	0	1	0	0	0	0 -10
35	Assane Diop	08:10	1-2	0-0	0-0	1 1 2	1 0	2	0	1	0	0	0 -4
50	Elijah Malone	17:37	3-4	0-1	0-0	0 1 1	2 1	6	1	1	0	0	0 -14
7	Sebastian Rancic	05:14	1-1	0-0	0-0	1 0 1	1 1	2	0	0	0	0	0 1
15	Felix Kossaras	13:24	1-2	0-0	0-0	0 0 0	3 0	2	1	1	0	0	0 2
31	Harrison Carrington	00:59	0-0	0-0	0-0	0 0 0	0 0	0	0	0	0	0	0 0
Team						1 1 2		0		0			
<b>Totals</b>			23-57	5-20	17-20	10 20 30	23 20	68	11	13	10	0	4 -9

Technical Fouls: NONE

Shooting By Period		
1 <sup>st</sup> FG%	12-28	42.9%
3PT%	4-11	36.4%
FT%	5-5	100%
2 <sup>nd</sup> FG%	11-29	37.9%
3PT%	1-9	11.1%
FT%	12-15	80%
GM FG%	23-57	40.4%
3PT%	5-20	25.0%
FT%	17-20	85.0%

Dead Ball Rebounds: 1, 0

Houston - 77

Record: 28-4

NO.	Name	Min	FG	3P	FT	Rebounds	Fouls	TP	AS	TO	ST	Blocks	+/
			M-A	M-A	M-A	OR DR TOT	PF FD					BS BA	
11	Joseph Tugler	F 28:19	4-6	0-0	2-4	4 5 9	2 3	10	1	0	1	3	0 10
13	J'Wan Roberts	F 18:20	1-4	0-0	0-0	1 2 3	0 3	2	0	1	1	0	0 6
4	LJ Cryer	G 35:12	4-11	2-6	4-4	0 3 3	1 2	14	1	2	0	0	0 8
7	Milos Uzan	G 27:51	5-8	2-3	2-2	0 2 2	2 2	14	1	3	0	0	0 2
21	Emanuel Sharp	G 26:23	6-10	4-7	3-5	0 5 5	5 3	19	1	1	3	0	0 14
23	Terrance Arceneaux	18:18	2-3	0-1	4-4	1 1 2	5 3	8	0	2	1	0	0 10
8	Mylik Wilson	23:59	1-5	0-1	0-2	1 3 4	0 1	2	2	3	0	0	0 -2
5	Ja'Vier Francis	11:41	1-2	0-0	4-4	1 2 3	4 3	6	0	1	0	0	0 -1
25	Mercy Miller	08:58	0-0	0-0	2-6	0 3 3	1 3	2	0	0	0	1	0 -2
0	Kordellus Jefferson	00:59	0-0	0-0	0-0	0 0 0	0 0	0	0	0	0	0	0 0
Team						1 0 1		0		0			
<b>Totals</b>			24-49	8-18	21-31	9 26 35	20 23	77	6	12	9	4	0 9

Technical Fouls: NONE

Shooting By Period		
1 <sup>st</sup> FG%	13-27	48.1%
3PT%	6-12	50.0%
FT%	6-6	100%
2 <sup>nd</sup> FG%	11-22	50.0%
3PT%	2-6	33.3%
FT%	15-25	60%
GM FG%	24-49	49.0%
3PT%	8-18	44.4%
FT%	21-31	67.7%

Dead Ball Rebounds: 6, 0

	COL	HOU	Points from	COL	HOU	Period by Period Scoring			
Biggest lead	2 (1 <sup>st</sup> 19:21)	14 (1 <sup>st</sup> 11:35)	Turnovers	18	8		1st	2nd	TOT
Best Scoring Run	8 (1 <sup>st</sup> 3:44)	12 (1 <sup>st</sup> 11:35)	Paint	26	28	COL	33	35	68
Lead Changes	1		Second Chance	13	13				
Times Tied	0		Fast Breaks	8	7				
Time with Lead	00:29	38:52	Bench	12	18	HOU	38	39	77

**HOUSTON vs. TBA**

**Big 12 Championship • Title Game • T-Mobile Center**  
**Saturday, March 15, 2024 • Kansas City, Mo.**

**HOUSTON vs. TBA**

**NCAA Tournament First Round**  
**Friday, March 22, 2024 • FedExForum • Memphis, Tenn.**





## 2024-25 Houston Men's Basketball Combined Team Statistics All games

Page 1/1  
as of Mar 13, 2025

### Game Records

Record	Overall	Home	Away	Neutral
ALL GAMES	28-4	16-1	10-0	2-3
CONFERENCE	19-1	9-1	10-0	0-0
NON-CONFERENCE	9-3	7-0	0-0	2-3

### Score by Periods

Team	1st	2nd	OT	TOT
Houston	1173	1162	42	2377
Opponents	835	990	45	1870

### Team Box Score

No.	Player				Total		3-Point		F-Throw		Rebounds													
		GP-GS	MIN	AVG	FG-FGA	FG%	3FG-3FGA	3FG%	FT-FTA	FT%	OFF	DEF	TOT	AVG	PF	DQ	A	TO	BLK	STL	PTS	AVG		
4	CRYER, LJ	32-32	1030:10	32.2	162-386	.420	95-222	.428	69-75	.920	11	60	71	2.2	45	0	59	38	3	26	488	15.3		
21	SHARP, Emanuel	29-28	767:40	26.5	101-233	.433	66-157	.420	80-90	.889	11	79	90	3.1	68	2	28	23	0	41	348	12.0		
7	UZAN, Milos	32-32	993:16	31.0	137-298	.460	47-113	.416	31-43	.721	12	84	96	3.0	64	3	138	46	3	34	352	11.0		
13	ROBERTS, J'Wan	31-31	944:40	30.5	139-277	.502	0-0	.000	58-91	.637	75	121	196	6.3	59	0	52	53	22	31	336	10.8		
23	ARCENEUX, Terrance	32-4	684:08	21.4	89-193	.461	25-71	.352	34-45	.756	34	60	94	2.9	40	1	29	21	12	31	237	7.4		
8	WILSON, Mylik	32-1	536:44	16.8	79-172	.459	11-28	.393	20-27	.741	30	82	112	3.5	41	0	42	25	5	42	189	5.9		
11	TUGLER, Joseph	32-25	706:19	22.1	75-140	.536	3-10	.300	32-59	.542	85	99	184	5.8	100	5	30	32	65	28	185	5.8		
5	FRANCIS, Ja'Vier	30-7	449:58	15.0	53-92	.576	0-1	.000	39-56	.696	56	70	126	4.2	64	0	6	28	27	14	145	4.8		
25	MILLER, Mercy	18-0	168:23	9.4	16-55	.291	5-24	.208	21-30	.700	8	27	35	1.9	18	0	7	8	2	6	58	3.2		
3	WALKER JR., Ramon	8-0	92:22	11.5	6-12	.500	2-4	.500	2-3	.667	6	13	19	2.4	5	0	0	1	2	2	16	2.0		
0	JEFFERSON, Kordelius	13-0	48:50	3.8	5-15	.333	1-10	.100	0-0	.000	0	2	2	0.2	7	0	0	3	1	1	11	0.8		
2	LATH, Cedric	17-0	102:31	6.0	5-10	.500	0-0	.000	2-9	.222	16	6	22	1.3	18	0	1	2	5	1	12	0.7		
Team											52	60	112					19						
Total		32	6525		867-1883	.460	255-640	.398	388-528	.735	396	763	1159	36.2	529	11	392	299	147	257	2377	74.3		
Opponents		32	6525		623-1626	.383	221-705	.313	403-573	.703	315	685	1000	31.3	516	7	349	444	80	157	1870	58.4		

### Team Statistics

	UH	OPP
<b>Scoring</b>	<b>2377</b>	<b>1870</b>
Points per game	74.3	58.4
Scoring margin	+15.8	-
<b>Field goals-att</b>	<b>867-1883</b>	<b>623-1626</b>
Field goal pct	.460	.383
<b>3 point fg-att</b>	<b>255-640</b>	<b>221-705</b>
3-point FG pct	.398	.313
3-pt FG made per game	8.0	6.9
<b>Free throws-att</b>	<b>388-528</b>	<b>403-573</b>
Free throw pct	.735	.703
F-Throws made per game	12.1	12.6
<b>Rebounds</b>	<b>1159</b>	<b>1000</b>
Rebounds per game	36.2	31.3
Rebounding margin	+5.0	-
<b>Assists</b>	<b>392</b>	<b>349</b>
Assists per game	12.3	10.9
<b>Turnovers</b>	<b>299</b>	<b>444</b>
Turnovers per game	9.3	13.9
Turnover margin	+4.5	-
Assist/turnover ratio	1.3	0.8
<b>Steals</b>	<b>257</b>	<b>157</b>
Steals per game	8.0	4.9
<b>Blocks</b>	<b>147</b>	<b>80</b>
Blocks per game	4.6	2.5
<b>Winning streak</b>	<b>11</b>	<b>-</b>
Home win streak	5	-
<b>Attendance</b>	<b>120422</b>	<b>105180</b>
Home games-Avg/Game	17-7084	10-10518
Neutral site-Avg/Game	-	5-8226

### Team Results

Date	Opponent		Score	Att.
11/04/2024	Jackson St.	W	97-40	7035
11/09/2024	vs Auburn	L	69-74	6901
11/13/2024	Louisiana	W	91-45	7035
11/22/2024	Hofstra	W	80-44	7035
11/26/2024	vs Alabama	Lot	80-85	7602
11/27/2024	vs Notre Dame	W	65-54	6143
11/30/2024	vs San Diego St.	Lot	70-73	5117
12/07/2024	Butler	W	79-51	7035
12/10/2024	Troy	W	62-42	7035
12/18/2024	Toledo	W	78-49	7035
12/21/2024	A&M-Corpus Christi	W	87-51	7035
12/30/2024	at Oklahoma St.	W	60-47	7365
01/04/2025	BYU	W	86-55	7035
01/06/2025	TCU	W	65-46	7035
01/11/2025	at Kansas St.	W	87-57	8332
01/15/2025	West Virginia	W	70-54	7035
01/18/2025	at UCF	W	69-68	9014
01/22/2025	Utah	W	70-36	7035
01/25/2025	at Kansas	Wot2	92-86	15300
01/29/2025	at West Virginia	W	63-49	12083
02/01/2025	Texas Tech	Lot	81-82	7324
02/04/2025	Oklahoma St.	W	72-63	7035
02/08/2025	at Colorado	W	69-59	7485
02/10/2025	Baylor	W	76-65	7035
02/15/2025	at Arizona	W	62-58	14688
02/18/2025	at Arizona St.	W	80-65	8315
02/22/2025	Iowa St.	W	68-59	7377
02/24/2025	at Texas Tech	W	69-61	15098
03/01/2025	Cincinnati	W	73-64	7035
03/03/2025	Kansas	W	65-59	7231
03/08/2025	at Baylor	W	65-61	7500
03/13/2025	vs Colorado	W	77-68	15366



## 2024-25 Houston Men's Basketball Combined Team Statistics All games

Page 1/1  
as of Mar 09, 2025

### Game Records

Record	Overall	Home	Away	Neutral
ALL GAMES	27-4	16-1	10-0	1-3
CONFERENCE	19-1	9-1	10-0	0-0
NON-CONFERENCE	8-3	7-0	0-0	1-3

### Score by Periods

Team	1st	2nd	OT	TOT
Houston	1135	1123	42	2300
Opponents	802	955	45	1802

### Team Box Score

No.	Player				Total		3-Point		F-Throw		Rebounds												
		GP-GS	MIN	AVG	FG-FGA	FG%	3FG-3FGA	3FG%	FT-FTA	FT%	OFF	DEF	TOT	AVG	PF	DQ	A	TO	BLK	STL	PTS	AVG	
4	CRYER, LJ	31-31	994:58	32.1	158-375	.421	93-216	.431	65-71	.915	11	57	68	2.2	44	0	58	36	3	26	474	15.3	
21	SHARP, Emanuel	28-27	741:17	26.5	95-223	.426	62-150	.413	77-85	.906	11	74	85	3.0	63	1	27	22	0	38	329	11.8	
13	ROBERTS, J'Wan	30-30	926:20	30.9	138-273	.505	0-0	.000	58-91	.637	74	119	193	6.4	59	0	52	52	22	30	334	11.1	
7	UZAN, Milos	31-31	965:25	31.1	132-290	.455	45-110	.409	29-41	.707	12	82	94	3.0	62	3	137	43	3	34	338	10.9	
23	ARCENEAX, Terrance	31-4	665:50	21.5	87-190	.458	25-70	.357	30-41	.732	33	59	92	3.0	35	0	29	19	12	30	229	7.4	
8	WILSON, Mylik	31-1	512:45	16.5	78-167	.467	11-27	.407	20-25	.800	29	79	108	3.5	41	0	40	23	5	39	187	6.0	
11	TUGLER, Joseph	31-24	677:60	21.9	71-134	.530	3-10	.300	30-55	.545	81	94	175	5.6	98	5	29	32	62	27	175	5.6	
5	FRANCIS, Ja'Vier	29-7	438:17	15.1	52-90	.578	0-1	.000	35-52	.673	55	68	123	4.2	60	0	6	27	27	14	139	4.8	
25	MILLER, Mercy	17-0	159:25	9.4	16-55	.291	5-24	.208	19-24	.792	8	24	32	1.9	17	0	7	8	1	6	56	3.3	
3	WALKER JR., Ramon	8-0	92:22	11.5	6-12	.500	2-4	.500	2-3	.667	6	13	19	2.4	5	0	0	1	2	2	16	2.0	
0	JEFFERSON, Kordelius	12-0	47:51	4.0	5-15	.333	1-10	.100	0-0	.000	0	2	2	0.2	7	0	0	3	1	1	11	0.9	
2	LATH, Cedric	17-0	102:31	6.0	5-10	.500	0-0	.000	2-9	.222	16	6	22	1.3	18	0	1	2	5	1	12	0.7	
Team											51	60	111					19					
Total		31	6325		843-1834	.460	247-622	.397	367-497	.738	387	737	1124	36.3	509	9	386	287	143	248	2300	74.2	
Opponents		31	6325		600-1569	.382	216-685	.315	386-553	.698	305	665	970	31.3	493	6	338	431	80	147	1802	58.1	

### Team Statistics

	UH	OPP
<b>Scoring</b>	<b>2300</b>	<b>1802</b>
Points per game	74.2	58.1
Scoring margin	+16.1	-
<b>Field goals-att</b>	<b>843-1834</b>	<b>600-1569</b>
Field goal pct	.460	.382
<b>3 point fg-att</b>	<b>247-622</b>	<b>216-685</b>
3-point FG pct	.397	.315
3-pt FG made per game	8.0	7.0
<b>Free throws-att</b>	<b>367-497</b>	<b>386-553</b>
Free throw pct	.738	.698
F-Throws made per game	11.8	12.5
<b>Rebounds</b>	<b>1124</b>	<b>970</b>
Rebounds per game	36.3	31.3
Rebounding margin	+5.0	-
<b>Assists</b>	<b>386</b>	<b>338</b>
Assists per game	12.5	10.9
<b>Turnovers</b>	<b>287</b>	<b>431</b>
Turnovers per game	9.3	13.9
Turnover margin	+4.6	-
Assist/turnover ratio	1.3	0.8
<b>Steals</b>	<b>248</b>	<b>147</b>
Steals per game	8.0	4.7
<b>Blocks</b>	<b>143</b>	<b>80</b>
Blocks per game	4.6	2.6
<b>Winning streak</b>	<b>10</b>	<b>-</b>
Home win streak	5	-
<b>Attendance</b>	<b>120422</b>	<b>105180</b>
Home games-Avg/Game	17-7084	10-10518
Neutral site-Avg/Game	-	4-6441

### Team Results

Date	Opponent		Score	Att.
11/04/2024	Jackson St.	W	97-40	7035
11/09/2024	vs Auburn	L	69-74	6901
11/13/2024	Louisiana	W	91-45	7035
11/22/2024	Hofstra	W	80-44	7035
11/26/2024	vs Alabama	Lot	80-85	7602
11/27/2024	vs Notre Dame	W	65-54	6143
11/30/2024	vs San Diego St.	Lot	70-73	5117
12/07/2024	Butler	W	79-51	7035
12/10/2024	Troy	W	62-42	7035
12/18/2024	Toledo	W	78-49	7035
12/21/2024	A&M-Corpus Christi	W	87-51	7035
12/30/2024	at Oklahoma St.	W	60-47	7365
01/04/2025	BYU	W	86-55	7035
01/06/2025	TCU	W	65-46	7035
01/11/2025	at Kansas St.	W	87-57	8332
01/15/2025	West Virginia	W	70-54	7035
01/18/2025	at UCF	W	69-68	9014
01/22/2025	Utah	W	70-36	7035
01/25/2025	at Kansas	Wot2	92-86	15300
01/29/2025	at West Virginia	W	63-49	12083
02/01/2025	Texas Tech	Lot	81-82	7324
02/04/2025	Oklahoma St.	W	72-63	7035
02/08/2025	at Colorado	W	69-59	7485
02/10/2025	Baylor	W	76-65	7035
02/15/2025	at Arizona	W	62-58	14688
02/18/2025	at Arizona St.	W	80-65	8315
02/22/2025	Iowa St.	W	68-59	7377
02/24/2025	at Texas Tech	W	69-61	15098
03/01/2025	Cincinnati	W	73-64	7035
03/03/2025	Kansas	W	65-59	7231
03/08/2025	at Baylor	W	65-61	7500



2024-25 Houston Men's Basketball  
Team High/Low Analysis  
All games

as of Mar

Houston - Game Highs

POINTS	97	Jackson St. (11/04/2024)
	92	at Kansas (01/25/2025)
	91	Louisiana (11/13/2024)
	87	at Kansas St. (01/11/2025)
	87	A&M-Corpus Christi (12/21/2024)
FIELD GOALS MADE	39	Jackson St. (11/04/2024)
	35	at Kansas (01/25/2025)
FIELD GOAL ATTEMPTS	73	at Kansas (01/25/2025)
	69	at UCF (01/18/2025)
	69	at Kansas St. (01/11/2025)
FIELD GOAL PERCENTAGE	.582 (39-67)	Jackson St. (11/04/2024)
	.536 (30-56)	Cincinnati (03/01/2025)
3 PT FG MADE	16	BYU (01/04/2025)
	14	A&M-Corpus Christi (12/21/2024)
3 PT FG ATTEMPTS	34	BYU (01/04/2025)
	29	A&M-Corpus Christi (12/21/2024)
3 PT FG PERCENTAGE	.600 (12-20)	Jackson St. (11/04/2024)
	.588 (10-17)	Iowa St. (02/22/2025)
FREE THROWS MADE	26	vs Alabama (N) (11/26/2024)
	21	vs Colorado (N) (03/13/2025)
	21	A&M-Corpus Christi (12/21/2024)
FREE THROW ATTEMPTS	33	vs Alabama (N) (11/26/2024)
	31	vs Colorado (N) (03/13/2025)
FREE THROW PERCENTAGE	1.000 (7-7)	Jackson St. (11/04/2024)
	1.000 (6-6)	at West Virginia (01/29/2025)
	1.000 (6-6)	at Oklahoma St. (12/30/2024)
	1.000 (6-6)	Butler (12/07/2024)
REBOUNDS	50	Toledo (12/18/2024)
	46	Louisiana (11/13/2024)
ASSISTS	20	Hofstra (11/22/2024)
	19	vs Notre Dame (N) (11/27/2024)
	19	Jackson St. (11/04/2024)
STEALS	19	Utah (01/22/2025)
	17	Louisiana (11/13/2024)
BLOCKED SHOTS	11	Utah (01/22/2025)
	10	vs Alabama (N) (11/26/2024)
TURNOVERS	17	Iowa St. (02/22/2025)
	14	at West Virginia (01/29/2025)
FOULS	30	vs Alabama (N) (11/26/2024)
	24	Texas Tech (02/01/2025)



2024-25 Houston Men's Basketball  
Team High/Low Analysis  
All games

as of Mar

Opponent - Game Highs

POINTS	86	at Kansas (01/25/2025)
	85	vs Alabama (N) (11/26/2024)
	82	Texas Tech (02/01/2025)
	74	vs Auburn (N) (11/09/2024)
	73	vs San Diego St. (N) (11/30/2024)
FIELD GOALS MADE	30	at Kansas (01/25/2025)
	27	vs Auburn (N) (11/09/2024)
FIELD GOAL ATTEMPTS	66	at Kansas (01/25/2025)
	62	at UCF (01/18/2025)
FIELD GOAL PERCENTAGE	.579 (22-38)	Baylor (02/10/2025)
	.529 (27-51)	vs Auburn (N) (11/09/2024)
3 PT FG MADE	12	Texas Tech (02/01/2025)
	11	vs Alabama (N) (11/26/2024)
3 PT FG ATTEMPTS	30	at Texas Tech (02/24/2025)
	30	Texas Tech (02/01/2025)
	30	vs Alabama (N) (11/26/2024)
3 PT FG PERCENTAGE	.600 (9-15)	Baylor (02/10/2025)
	.417 (5-12)	Kansas (03/03/2025)
FREE THROWS MADE	30	vs Alabama (N) (11/26/2024)
	24	Texas Tech (02/01/2025)
FREE THROW ATTEMPTS	41	vs Alabama (N) (11/26/2024)
	34	Texas Tech (02/01/2025)
FREE THROW PERCENTAGE	.882 (15-17)	Iowa St. (02/22/2025)
	.850 (17-20)	vs Colorado (N) (03/13/2025)
REBOUNDS	48	vs Alabama (N) (11/26/2024)
	45	at Kansas (01/25/2025)
ASSISTS	20	at Kansas (01/25/2025)
	16	at Kansas St. (01/11/2025)
STEALS	10	vs Colorado (N) (03/13/2025)
	10	Iowa St. (02/22/2025)
BLOCKED SHOTS	7	vs Auburn (N) (11/09/2024)
	6	vs Alabama (N) (11/26/2024)
TURNOVERS	26	Utah (01/22/2025)
	23	Louisiana (11/13/2024)
FOULS	25	vs Alabama (N) (11/26/2024)
	23	vs Colorado (N) (03/13/2025)



2024-25 Houston Men's Basketball  
Team High/Low Analysis  
All games

as of Mar

Houston - Game Lows

POINTS	60	at Oklahoma St. (12/30/2024)
	62	at Arizona (02/15/2025)
	62	Troy (12/10/2024)
	63	at West Virginia (01/29/2025)
	65	at Baylor (03/08/2025)
	65	Kansas (03/03/2025)
	65	TCU (01/06/2025)
	65	vs Notre Dame (N) (11/27/2024)
FIELD GOALS MADE	22	at Baylor (03/08/2025)
	22	at Texas Tech (02/24/2025)
	22	Troy (12/10/2024)
FIELD GOAL ATTEMPTS	47	Iowa St. (02/22/2025)
	49	vs Colorado (N) (03/13/2025)
	49	at Texas Tech (02/24/2025)
FIELD GOAL PERCENTAGE	.353 (24-68)	Kansas (03/03/2025)
	.369 (24-65)	vs Alabama (N) (11/26/2024)
3 PT FG MADE	3	Cincinnati (03/01/2025)
	3	at UCF (01/18/2025)
3 PT FG ATTEMPTS	12	at Texas Tech (02/24/2025)
	13	vs Auburn (N) (11/09/2024)
3 PT FG PERCENTAGE	.167 (4-24)	Toledo (12/18/2024)
	.188 (3-16)	at UCF (01/18/2025)
FREE THROWS MADE	5	TCU (01/06/2025)
	5	vs Notre Dame (N) (11/27/2024)
FREE THROW ATTEMPTS	6	at West Virginia (01/29/2025)
	6	at Oklahoma St. (12/30/2024)
	6	Butler (12/07/2024)
FREE THROW PERCENTAGE	.556 (5-9)	TCU (01/06/2025)
	.556 (5-9)	vs Notre Dame (N) (11/27/2024)
REBOUNDS	22	Baylor (02/10/2025)
	28	Cincinnati (03/01/2025)
ASSISTS	6	vs Colorado (N) (03/13/2025)
	6	Iowa St. (02/22/2025)
STEALS	1	vs San Diego St. (N) (11/30/2024)
	3	at UCF (01/18/2025)
BLOCKED SHOTS	1	Baylor (02/10/2025)
	2	Texas Tech (02/01/2025)
	2	at West Virginia (01/29/2025)
	2	vs San Diego St. (N) (11/30/2024)
	2	vs Notre Dame (N) (11/27/2024)
TURNOVERS	4	Hofstra (11/22/2024)
	5	at Kansas (01/25/2025)
	5	Utah (01/22/2025)
	5	at Kansas St. (01/11/2025)
	5	vs Notre Dame (N) (11/27/2024)
FOULS	11	West Virginia (01/29/2025)



2024-25 Houston Men's Basketball  
Team High/Low Analysis  
All games

as of Mar

Opponent - Game Lows

POINTS	36	Utah (01/22/2025)
	40	Jackson St. (11/04/2024)
	42	Troy (12/10/2024)
	44	Hofstra (11/22/2024)
	45	Louisiana (11/13/2024)
FIELD GOALS MADE	12	Troy (12/10/2024)
	13	Utah (01/22/2025)
	13	Butler (12/07/2024)
	13	Jackson St. (11/04/2024)
FIELD GOAL ATTEMPTS	38	Baylor (02/10/2025)
	42	Kansas (03/03/2025)
FIELD GOAL PERCENTAGE	.240 (12-50)	Troy (12/10/2024)
	.259 (14-54)	at Oklahoma St. (12/30/2024)
3 PT FG MADE	2	Troy (12/10/2024)
	3	TCU (01/06/2025)
3 PT FG ATTEMPTS	12	Kansas (03/03/2025)
	15	Baylor (02/10/2025)
3 PT FG PERCENTAGE	.111 (2-18)	Troy (12/10/2024)
	.167 (3-18)	TCU (01/06/2025)
FREE THROWS MADE	3	TCU (01/06/2025)
	4	Hofstra (11/22/2024)
FREE THROW ATTEMPTS	5	Hofstra (11/22/2024)
	7	TCU (01/06/2025)
FREE THROW PERCENTAGE	.417 (5-12)	Utah (01/22/2025)
	.429 (3-7)	TCU (01/06/2025)
REBOUNDS	19	at West Virginia (01/29/2025)
	20	Baylor (02/10/2025)
	20	at Kansas St. (01/11/2025)
ASSISTS	4	TCU (01/06/2025)
	4	Troy (12/10/2024)
STEALS	1	at UCF (01/18/2025)
	1	vs Notre Dame (N) (11/27/2024)
BLOCKED SHOTS	0	vs Colorado (N) (03/13/2025)
	0	Baylor (02/10/2025)
	0	at Kansas (01/25/2025)
	0	at Kansas St. (01/11/2025)
	0	vs Notre Dame (N) (11/27/2024)
	0	Hofstra (11/22/2024)
TURNOVERS	7	vs San Diego St. (N) (11/30/2024)
	9	at Baylor (03/08/2025)
FOULS	10	at Oklahoma St. (12/30/2024)
	11	at Arizona (02/15/2025)
	11	at West Virginia (01/29/2025)
	11	TCU (01/06/2025)





Season - Individual Game Highs			
<b>STEALS</b>		5	Mylik Wilson vs Utah (01/22/2025)
		4	Mylik Wilson vs Kansas (03/03/2025)
		4	J'Wan Roberts vs Kansas (03/03/2025)
		4	Joseph Tugler vs Utah (01/22/2025)
		4	LJ Cryer at Oklahoma St. (12/30/2024)
		4	Terrance Arceneaux vs Hofstra (11/22/2024)
		4	Emanuel Sharp vs Louisiana (11/13/2024)
		4	Mercy Miller vs Louisiana (11/13/2024)
	4	Milos Uzan vs Jackson St. (11/04/2024)	
<b>BLOCKED SHOTS</b>		8	Joseph Tugler vs Alabama (N) (11/26/2024)
		5	Joseph Tugler at Kansas (01/25/2025)
<b>TURNOVERS</b>		5	J'Wan Roberts at Baylor (03/08/2025)
		5	J'Wan Roberts vs Texas Tech (02/01/2025)
<b>FOULS</b>		5	Emanuel Sharp vs Colorado (N) (03/13/2025)
		5	Terrance Arceneaux vs Colorado (N) (03/13/2025)
		5	Joseph Tugler at Texas Tech (02/24/2025)
		5	Joseph Tugler at Arizona St. (02/18/2025)
		5	Joseph Tugler vs Utah (01/22/2025)
		5	Joseph Tugler vs BYU (01/04/2025)
		5	Joseph Tugler at Oklahoma St. (12/30/2024)
		5	Milos Uzan vs San Diego St. (N) (11/30/2024)
		5	Emanuel Sharp vs Alabama (N) (11/26/2024)
		5	Milos Uzan vs Alabama (N) (11/26/2024)
	5	Milos Uzan vs Auburn (N) (11/09/2024)	



<b>BLOCKED SHOTS</b>	5	Magoon Gwath vs San Diego St. (N) (11/30/2024)
	5	Johni Broome vs Auburn (N) (11/09/2024)
<b>TURNOVERS</b>	7	Hunter Dickinson vs Kansas (03/03/2025)
	6	Zeke Mayo vs Kansas (03/03/2025)
<b>FOULS</b>	5	Trevor Baskin vs Colorado (N) (03/13/2025)
	5	Hunter Dickinson vs Kansas (03/03/2025)
	5	Darriion Williams vs Texas Tech (02/01/2025)
	5	Federiko Federiko vs Texas Tech (02/01/2025)
	5	Flory Bidunga at Kansas (01/25/2025)
	5	Zeke Cook vs Louisiana (11/13/2024)
	5	Jeremiah Evans vs Louisiana (11/13/2024)

## TEAM GAME-by-GAME STATISTICS

Team	Date	W/L	Pts	1st/2nd	FG-A	Pct.	3P-A	Pct.	FT-A	Pct.	Off	Def	Reb	PF	Ast	TO	Bl	St
#4/4 HOUSTON	11/4/24	W	97	52/45	39-67	.582	12-20	.600	7-7	1.000	11	28	39	13	19	9	6	12
vs. Jackson State			40	13/27	13-47	.277	4-23	.174	10-15	.667	8	17	25	14	8	21	3	3
#4/4 HOUSTON	11/9/24	L	69	33/36	24-58	.414	5-13	.385	16-22	.727	15	18	33	20	7	10	3	5
vs. #11/11 Auburn			74	28/46	27-51	.529	7-23	.304	13-19	.684	11	22	33	21	14	12	7	6
#8/10 HOUSTON	11/13/24	W	91	51/40	31-68	.456	10-23	.435	19-27	.704	18	28	46	13	13	10	4	17
vs. Louisiana			45	25/20	15-46	.326	6-21	.286	9-12	.750	4	24	28	21	7	23	2	4
#7/7 HOUSTON	11/22/24	W	80	48/32	29-62	.468	12-24	.500	10-16	.625	10	29	39	12	20	4	6	10
vs. Hofstra			44	18/26	16-52	.308	8-25	.320	4-5	.800	7	25	32	15	7	15	0	3
#6/7 HOUSTON	11/26/24	L	80 (OT)	36/42/2	24-65	.369	6-19	.316	26-33	.788	16	23	39	30	8	12	10	10
vs. #9/9 Alabama			85	34/44/7	22-60	.367	11-30	.367	30-41	.732	20	28	48	25	14	15	6	5
#6/7 HOUSTON	11/27/24	W	65	39/26	27-60	.450	6-23	.261	5-9	.556	8	24	32	16	19	5	2	5
vs. Notre Dame			54	31/23	19-49	.388	7-21	.333	9-14	.643	7	27	34	12	12	12	0	1
#6/7 HOUSTON	11/30/24	L	70 (OT)	30/35/5	23-62	.371	11-24	.458	13-17	.765	17	23	40	21	13	12	2	1
vs. San Diego State			73	25/40/8	23-57	.404	9-25	.360	18-27	.667	14	24	38	15	13	7	5	8
#17/18 HOUSTON	12/7/24	W	79	28/51	32-60	.533	9-18	.500	6-6	1.000	13	28	41	17	8	11	5	6
at Butler			51	18/33	13-46	.283	9-28	.321	16-22	.727	7	15	22	12	10	12	1	5
5/15/13 HOUSTON	12/10/24	W	62	33/29	22-51	.431	9-19	.474	9-14	.643	13	25	38	16	17	10	9	7
vs. Troy			42	11/31	12-50	.240	2-18	.111	16-22	.727	17	19	36	18	4	12	3	5
#15/12 HOUSTON	12/18/24	W	78	39/39	30-67	.448	4-24	.167	14-19	.737	16	34	50	18	12	12	5	10
vs. Toledo			49	22/27	16-54	.296	5-18	.278	12-18	.667	6	23	29	15	7	14	2	6
#15/12 HOUSTON	12/21/24	W	87	46/41	26-53	.491	14-29	.483	21-25	.840	13	23	36	14	17	8	8	9
vs. Texas A&M-Corpus Christi			51	27/24	18-56	.321	5-19	.263	10-16	.625	17	17	34	16	13	13	2	4
#14/14 HOUSTON	12/30/24	W	60	28/32	24-57	.421	6-20	.300	6-6	1.000	5	29	34	16	9	12	5	8
at Oklahoma State			47	18/29	14-54	.259	4-19	.211	15-18	.833	11	28	39	10	7	14	1	7
#14/14 HOUSTON	1/4/25	W	86	39/47	29-59	.482	16-34	.471	12-16	.750	15	22	37	15	15	11	7	9
vs. BYU			55	22/33	18-48	.375	8-24	.333	11-15	.733	7	17	24	15	14	15	2	6
#12/11 HOUSTON	1/6/25	W	65	29/36	26-54	.481	8-19	.421	5-9	.556	11	19	30	14	14	10	6	11
vs. TCU			46	22/24	20-47	.426	3-18	.167	3-7	.429	9	18	27	11	4	19	2	4
#12/11 HOUSTON	1/11/25	W	87	46/41	34-69	.493	6-14	.429	13-20	.650	16	28	44	16	13	5	3	8
at Kansas State			57	24/33	19-47	.404	10-25	.400	9-14	.643	2	18	20	17	16	15	0	3
#10/8 HOUSTON	1/15/25	W	70	40/30	25-51	.490	11-26	.423	9-12	.750	9	21	30	11	11	7	4	6
vs. rv/#25 West Virginia			54	27/27	19-43	.442	9-22	.409	7-11	.636	6	17	23	17	10	12	2	5
#10/8 HOUSTON	1/18/25	W	69	30/39	29-69	.420	3-16	.188	8-11	.727	18	24	42	20	8	8	3	4
at UCF			68	38/30	25-62	.403	7-23	.304	11-17	.647	16	25	41	14	11	13	1	5
#7/5 HOUSTON	1/20/25	W	70	41/29	26-60	.433	5-18	.278	13-19	.684	15	18	33	13	15	5	11	19
vs. Utah			36	17/19	13-43	.302	5-17	.294	5-12	.417	15	21	36	19	7	26	1	3
#7/5 HOUSTON	1/25/25	W	92 (2OT)	31/35/13/13	35-73	.479	8-25	.320	14-25	.560	12	31	43	22	17	5	5	5
at #12/11 Kansas			86	38/28/13/7	30-66	.455	9-25	.360	17-30	.567	11	34	45	17	20	12	0	4
#6/5 HOUSTON	1/29/25	W	63	39/24	25-52	.481	7-18	.389	6-6	1.000	13	21	34	13	8	14	2	5
at rv/rv West Virginia			49	19/30	20-43	.465	4-18	.222	5-11	.455	5	14	19	11	11	12	1	6
#6/5 HOUSTON	2/1/25	L	81	37/35/9	29-64	.453	5-14	.357	18-27	.667	16	22	38	24	11	12	2	9
vs. #22/19 Texas Tech			82	41/31/10	23-54	.426	12-30	.400	24-34	.706	14	23	37	22	10	13	4	6
#5/5 HOUSTON	2/4/25	W	72	39/33	26-62	.419	8-21	.381	12-14	.857	18	22	40	12	16	10	3	6
vs. Oklahoma State			63	33/30	25-49	.510	7-19	.368	6-12	.500	4	20	24	16	14	11	2	6
#5/5 HOUSTON	2/8/25	W	69	31/38	27-56	.482	6-15	.400	9-15	.600	15	23	38	18	8	9	3	5
at Colorado			59	27/32	19-46	.413	9-23	.391	12-16	.750	8	18	26	15	13	12	4	5
#6/6 HOUSTON	2/10/25	W	76	38/38	27-53	.509	10-24	.417	12-16	.750	9	13	22	16	17	7	1	6
vs. rv/rv Baylor			65	30/35	22-38	.579	9-15	.600	12-16	.750	4	16	20	17	10	15	0	5
#6/6 HOUSTON	2/15/25	W	62	25/37	25-58	.431	5-17	.294	7-9	.778	6	24	30	13	11	7	3	7
at #13/13 Arizona			58	37/28	20-54	.370	5-23	.217	13-17	.765	11	28	39	11	14	11	4	3
#5/5 HOUSTON	2/18/25	W	80	47/33	26-54	.481	11-23	.478	17-20	.850	13	23	36	20	15	12	4	6
at Arizona State			65	31/34	19-44	.432	8-22	.364	19-26	.731	8	17	25	18	12	13	4	2
#5/5 HOUSTON	2/22/25	W	68	34/34	25-47	.532	10-17	.588	8-10	.800	6	23	29	15	6	17	4	7
vs. #8/8 Iowa State			59	22/37	18-46	.391	8-20	.400	15-17	.882	6	16	22	14	13	12	4	10
#4/4 HOUSTON	2/24/25	W	69	33/36	22-49	.449	6-12	.500	19-23	.826	7	26	33	18	12	9	3	7
at #10/10 Texas Tech			61	30/31	17-57	.298	6-30	.200	21-26	.808	17	23	40	18	10	10	3	6
#4/4 HOUSTON	3/1/25	W	73	37/36	30-56	.536	3-14	.214	10-12	.833	6	22	28	13	9	9	4	7
vs. Cincinnati			64	25/39	26-59	.441	6-20	.300	6-8	.750	11	21	32	17	9	11	2	6
#3/3 HOUSTON	3/3/25	W	65	30/35	24-68	.353	7-20	.350	10-14	.714	17	20	37	13	9	6	6	16
vs. Kansas			59	27/32	19-42	.452	5-12	.417	16-19	.842	5	29	34	15	12	20	5	4
#3/3 HOUSTON	3/6/25	W	65	26/39	22-50	.440	8-19	.421	13-18	.722	10	23	33	16	7	9	3	6
at Baylor			61	29/32	20-59	.339	9-29	.310	12-16	.750	17	21	38	18	12	9	3	5
#2/2 (1) HOUSTON	3/13/25	W	77	38/39	24-49	.490	8-18	.444	21-31	.677	9	26	35	20	6	12	4	9
vs. (8) Colorado			68	33/35	23-57	.404	5-20	.250	17-20	.850	10	20	30	23	11	13	0	10
#2/2 (1) HOUSTON	3/14/25																	
vs. #17/18 (4) BYU																		