



HOUSTON FOOTBALL

11 CONFERENCE TITLES ♦ 30 BOWL APPEARANCES ♦ 141 ALL-AMERICANS ♦ 2021 PAUL HORNUNG AWARD ♦ 2017 OUTLAND TROPHY ♦ 1989 HEISMAN TROPHY ♦ 1976 LOMBARDI TROPHY

SERIES HISTORY

Overall	LSU leads, 2-1
at Houston	N/A
at Baylor	LSU leads, 2-1
at Neutral Site	N/A
Current Streak	LSU, W1
Last Meeting	LSU 28, Houston 13; Sept. 9, 2000 Baton Rouge, La. • Tiger Stadium

BROADCAST INFORMATION

TV: ESPN

Play-by-play: Tom Hart
Analyst: Jordan Rodgers
Sideline: Cole Cubelic

RADIO: KPRC 950 AM

Play-by-Play: Kevin Eschenfelder
Analyst: Ted Pardee
Sideline: Jeremy Branham
Pregame Host: Matt Thomas
The Varsity Network: "Search Houston"
SiriusXM: 138 or 199, and on the SiriusXM App

SOCIAL MEDIA: #GoCoogs

Twitter: @UHCougarFB
Instagram: @UHCougarFB
Facebook: /HoustonFootball
Hashtags: #GoCoogs

FOOTBALL COMMUNICATIONS

Fletcher Like, Associate AD/Communications
(flike@central.uh.edu) | 503-709-3786 (c)

Dan Hamilton, Director/Communications
(dhamil3@central.uh.edu) | 813-240-6817 (c)

PLAN TO WIN: FIVE KEYS TO VICTORY

1. Take care of the Football

» Win the turnover and takeaway margin

2. Control the Running Game

» Control the clock, control the game

3. Great Special Teams

» Win the kicking game

4. Coogs Don't Beat the Coogs

» Eliminate pre-snap and post-play penalties

5. Finish

» Win the fourth quarter

GAME 13 » KINDER'S TEXAS BOWL

HOUSTON (9-3, 6-3 Big 12) vs. LSU (7-5, 3-5 SEC)

Saturday, Dec. 27, 2025 ■ 8:15 p.m. CT ■ Houston, Texas ■ NRG Stadium (72,220) ■ ESPN



COUGARS

Head Coach: Willie Fritz
Record at UH: 13-11 (2nd Year)
Overall Record: 260-132-1 (33rd Year)
CFP/AP/Coaches Rank: 21/rv/24



TIGERS

Interim Head Coach: Frank Wilson
Record at LSU: 2-2 (1st year)
Overall Record: 28-42 (7th year)
CFP/AP/Coaches Rank: --/--/--

THE OPENING KICKOFF

» Houston enters the Kinder's Texas Bowl ranked #21 in the College Football Playoff rankings with a 9-3 overall record, its best record since 2021, with wins over Top 30 teams Arizona and Arizona State. Houston is bowl eligible for the first time since 2022 and playing inside NRG Stadium for the 14th time.

» Houston is ranked entering a bowl game for the 13th time in school history and the third time since 2015 (2015, '21, '25). The Cougars are looking for their third consecutive bowl win.

» The Cougars were the only team in FBS to go 6-0 on the road this season, the third time in school history they have gone 6-0 on the road. Houston won a ranked road matchup for the first time since 2017 when Houston beat #24 Arizona State in Tempe in late October.

» Houston finished fourth in the Big 12 Conference in their third season in the league, winning the tiebreaker for 4th place by beating both Arizona and Arizona State.

» Away from home, Houston's defense held opponent offenses to 18.3 points per game, the 14th in FBS, while scoring 31.0 points per game on offense, 25th nationally. On defense this season, Houston's defense ranked 19th nationally in Red Zone Defense and 37th in Defensive Efficiency.

» Houston's 90.7 Defense Grade by PFF (23rd nationally) outranks LSU's 88.0 (36th). The Cougars forced 21 fumbles in 2025, the seventh most nationally. Houston's 57 "havoc plays" (sacks, interceptions, fumbles forced) is 30th nationally. LSU ranks 47th (53).

» Multiple Houston Cougars have been awarded postseason honors, headlined by tight end **Tanner Koziol** earning All-America First-Team honors from Pro Football and Sports Network. Koziol was also named an All-Big 12 Conference First-Team Selection with wide receiver **Amare Thomas**. Koziol has been a top 5 tight end nationally yet again this season with 65 receptions leading FBS tight ends and 651 receiving yards ranking third among FBS tight ends. **Thomas** finished second in the Big 12 with 10 receiving touchdowns and 906 receiving yards and posted six touchdowns of 20+ yards, including three 50+ yard scores.

» Five Cougars earned All-Big 12 Second-Team honors – **Carlos Allen Jr.**, **Will James**, **Latrell McCutchin**, **Eddie Walls III** and **Jacob Garza**. Four Cougars earned All-Big 12 Honorable Mention selections – **Dean Connors**, **Jalen Garner**, **Wrook Brown** and **Ethan Sanchez**.

» Interior defensive lineman **Carlos Allen Jr.**, leads FBS interior linemen with 75 tackles while cornerback **Will James** was the first Houston defensive back with 3+ interceptions and 4+ TFLs in the same season since 2015.

» **Walls III** recorded 9.0 tackles for loss, the most by a Cougar defensive lineman in the last two years, while his 56 tackles on the season were the eighth most by a Cougar d-lineman since at least 2005. **McCutchin Sr.**, posted the second-most pass breakups in the league with nine pass breakups while adding two TFLs. **Garza** rounded out the Second-Team selections, recorded his first-career tackle and was a perfect 63-63 on field goal and extra point snaps.

» On offense, the Cougars had one of the nation's best improvements with its Scoring Offense jumping 67 spots up to 65th in 2025 from 132nd in 2024.

2025 SCHEDULE

SFA Aug. 28	at RICE Sept. 6	COLORADO Sept. 12	at OREGON ST. Sept. 26	#11/14 TEXAS TECH Oct. 4	at OKLAHOMA ST. Oct. 11	ARIZONA Oct. 18	at #24/25 ARIZONA ST. Oct. 25	WEST VIRGINIA Nov. 1	at UCF Nov. 7	TCU Nov. 22	at BAYLOR Nov. 29	vs. LSU Dec. 27
W, 27-0	W, 35-9	W, 36-20	W, 27-24 (OT)	L, 35-11	W, 39-17	W, 31-28	W, 24-16	L, 45-35	W, 30-27	L, 17-14	W, 31-24	8:15 p.m. ESPN

TEXAS BOWL HISTORY



The Cougars are looking to win their first bowl game since joining the Big 12 Conference and the first former American Athletic Conference team to win a bowl game since joining the Big 12. Houston makes its return to a bowl game for the first time since 2022 and their first as a Big 12 member. The Cougars are looking to win their third consecutive bowl game for the second time in school history. This is Houston's second Texas Bowl appearance (2007).

TEXAS BOWL: TEAM RECORDS

- Most Points:** 56, LSU (2015 vs. Texas Tech)
- Fewest Points:** 7, Arkansas (2014 vs. Texas)
- Most Combined Points:** 83, 2x, last Baylor vs. Vanderbilt (2018)
- Largest Margin of Victory:** 29, LSU (2015 vs. Texas Tech)
- Most Points in a Half:** 35, LSU (2015, Texas Tech)
- Most Points in a 1H:** 34, LSU (2024, vs. Baylor)
- Most Points in a 2H:** 35, LSU (2015, Texas Tech)
- Most First Downs:** 31, Baylor (2024 vs. LSU)
- Fewest First Downs:** 6, Kansas State (2006 vs. Rutgers)
- Most Combined First Downs:** 54, Ole Miss vs. Texas Tech (2022)
- Most Total Yards:** 668, Baylor (2018 vs. Vanderbilt)
- Fewest Total Yards:** 59, Texas (2014 vs. Arkansas)
- Most Combined Total Yards:** 1,241, Baylor vs. Vanderbilt (2015)
- Most Rushing Yards:** 385, Navy (2009 vs. Missouri)
- Fewest Rushing Yards:** 2, Texas (2014 vs. Arkansas)
- Most Combined Rushing Yards:** 571, Baylor vs. Vanderbilt (2015)
- Most Passing Yards:** 445, Baylor (2024 vs. LSU)
- Fewest Passing Yards:** 57, Texas (2014 vs. Arkansas)
- Most Combined Passing Yards:** 808, Oklahoma St. vs. Texas A&M (2023)
- Most Punt Return Yards:** 83, Syracuse (2013 vs. Minnesota)
- Most Kickoff Return Yards:** 155, LSU (2024 vs. Baylor)
- Most Penalties:** 13, Texas Tech (2012 vs. Minnesota)
- Fewest Penalties:** 0, Missouri (2009 vs. Navy)
- Record of Team Leading at Halftime:** 15-3 (.833)

MEDIA INFORMATION FOR TEXAS BOWL



FLETCHER LIKE
ASSOCIATE AD
Cell: 503-709-3786
flike@central.uh.edu



DAN HAMILTON
ASSISTANT DIRECTOR
Cell: 801-243-8265
dcham13@central.uh.edu

HOUSTON ATHLETICS COMMUNICATIONS

Athletics/Alumni Center Suite 2008

Office: 713-743-9404 • Fax: 713-743-9411

3204 Cullen Blvd. • Houston, TX 77204

UHCougars.com

HOUSTON BOWL SCHEDULE

MONDAY, DECEMBER 22			
Practice	11:30 a.m. - 12:30 p.m.	Houston Practice Facility	Media Access
Press Conference^	12:45 p.m.	Memorial Hermann FOC Rm. 250	Media Access
TUESDAY, DECEMBER 23			
Practice%	10 a.m. - Noon	Houston Practice Facility	Media Access
WEDNESDAY, DECEMBER 24			
Hotel Arrival	4 p.m.	Hilton Americas	Media Access
Lone Star Launch Party	6-9 p.m.	713 Music Hall	Closed
THURSDAY, DECEMBER 25			
Children's Memorial Hermann Hospital	TBD	Memorial Hermann	Closed
FRIDAY, DECEMBER 26			
DePelchin Field Day%^	12:30-1:45 p.m.	NRG Stadium	Media Access
Houston Walk-Through Practice	1:45 p.m.	NRG Stadium	Closed
Cowboy Hat Bar	3:30-5:30 p.m.	Team Hotel	Closed
Barber Shop	3:30-5:30 p.m.	Team Hotel	Closed
SATURDAY, DECEMBER 27			
Karbach Love Street TexFest	4:15 p.m.-6:15 p.m.	NRG Stadium	Media Access
UH Plant the Flag event	TBD	NRG Stadium parking lot	Media Access
Spirit Walk	6 p.m.	NRG Stadium	Media Access
Houston vs. LSU - Texas Bowl	8:15 p.m.	NRG Stadium	Media Access
Postgame Press Conference^%	Postgame	Home Team Media Room (South)	Media Access

^Head Coach Willie Fritz available
%Select Student-Athletes
Schedule is subject to change

TEXAS BOWL: INDIVIDUAL RECORDS

- Most Individual TD Responsible For**
5, Leonard Fournette, LSU (2015 vs. Texas Tech)
- RUSHING**
Yards: 243, Ke'Shawn Vaughn, Vanderbilt (2018 vs. LSU)
Attempts: 35, Ja'Mar Toombs, Texas A&M (2000 vs. Miss. State)
Longest TD Rush: 79, D.J. Clark, LSU (2015 vs. Texas Tech)
Rushing TDs: 4, Leonard Fournette, LSU (2015 vs. Texas Tech)
- PASSING**
Yards: 402, Alan Bowman, Oklahoma St. (2023 vs. Texas A&M)
Completions: 39, Josh Heupel, Oklahoma (1999 vs. Ole Miss)
Attempts: 58, Jerrod Johnson, Texas A&M (2009 vs. Georgia)
Touchdown Passes: 4, Patrick Mahomes, Texas Tech (2015 vs. LSU)
TD Pass Long: 81, Jontre Kirklín to Chris Hilton Jr., LSU (2021 vs. K-State)
- RECEIVING**
Yards: 164, Rashod Owens, Oklahoma St. (2023 vs. Texas A&M)
Receptions: 16, Brennan Presley, Oklahoma St. (2023 vs. Texas A&M)
TD receptions: 3, Jakeem Grant, Texas Tech (2015 vs. LSU)
- KICKING**
Long Field Goal:
51, Randy Bond, Texas A&M (2023 vs. Oklahoma State)
Longest Punt: 65, Chase Turner, Houston (2007 vs. TCU)
- DEFENSE**
Tackles: 17, Micah Awe, Texas Tech (2015 vs. LSU)
Sacks: 2.5, 2x, last Kendall Beckwith, LSU (2015 vs. Texas Tech)
INTs: 2, Michael Carter, Minnesota (2012 vs. Texas Tech)
- RETURNS**
Longest Kickoff return:
99, Jakeem Grant, Texas Tech (2012 vs. Minnesota)
Long Punt Return:
76, Yamon Figurs, Kansas State (2006 vs. Rutgers)
Longest INT return:
62, Wyatt Middleton, Navy (2009 vs. Missouri)
Longest Fumble Return:
46, Travon Bellamy, Illinois (2010 vs. Baylor)

LAST BOWL GAME



HOUSTON 23, LOUISIANA 16

Date: Dec. 23, 2022
Location: Independence Stadium | Shreveport, La.
Leading Passer: Clayton Tune | 18 of 27 | 229 yards | 3 TD
Leading Rusher: Clayton Tune | 11 rushes | 55 yards | 0 TD
Leading Receiver: Kesean Carter | 3 receptions | 104 yards | 1 TD
Houston battled sub freezing temperatures and 15+mph winds in one of the coldest games in school history to defeat Louisiana. Quarterback **Clayton Tune** threw three touchdown passes and 229 yards, twice connecting with **Tank Dell**. Linebacker **Jamal Morris** forced a fumble on the defensive side of the ball and **Jayce Rogers** snared an interception as Houston held Louisiana scoreless in the second half.

COACHING LOCATIONS

ON THE FIELD
Willie Fritz, Head Coach
Austin Armstrong, Defensive Coordinator/Inside Linebackers
Shawn Bell, Quarterbacks/Passing Coordinator
Josh Christian-Young, Defensive Backs (Safeties) [departing for Kentucky after bowl]
PJ Hall, Defensive Backs (Cornerbacks)
Oscar Giles, Defensive Line
Jordy Joseph, Running Backs
Eman Naghavi, Offensive Line
James Ross III, Defensive Ends/Outside Linebackers
Brian Bell, Wide Receivers [promoted Dec. 21 from Offensive Assistant]
Chris Couch, Special Teams Coordinator

IN THE BOOTH
Slade Nagle, Offensive Coordinator/Tight Ends

QUICK FACTS

FOOTBALL HISTORY	
First Year of Football:	1946 (this is 80th season)
All-Time Record:	485-405-15 (.544)
All-Time Conference Record:	236-195-5 (.545)
All-Time Bowl Record:	13-16-1 (.450)
Stadium Name:	TDECU Stadium
Groundbreaking:	Feb. 8, 2013
First Game:	Aug. 29, 2014 vs. UTSA
Largest Win:	70-14 vs. Texas Southern (Sept. 22, 2018)
Capacity:	40,000
Surface:	Synthetic Turf
Record at TDECU Stadium:	47-25 (.653)

UNIVERSITY INFORMATION	
Location:	Houston, Texas
Founded:	1927
Nickname:	Cougars
Enrollment:	47,982
Colors:	Scarlet and White
Chancellor:	Dr. Renu Khator
Vice President for Athletics:	Eddie Nuñez
Board of Regents Chair:	Jack Moore

TEAM NOTES

- » Part of the offensive revival has been Comeback Player of the Year Semifinalist quarterback **Conner Weigman's** 31 total touchdowns – 20 passing touchdowns, 11 rushing touchdowns – the most by a Power 4 quarterback with at least 10 rushing touchdowns.
- » Head Coach **Willie Fritz** is a George Munger Coach of the Year Semifinalist and the Cougars had 11 All-Big 12 selections.
- » The Cougars exceeded their win total from their first two seasons in the Big 12 Conference, ending the regular the season 9-3.
- » Houston won six consecutive road games to begin for the third time in school history (2011 and 2021) after beating Baylor 31-24 in Waco, Texas on Nov. 29. Quarterback **Conner Weigman** eclipsed 30 total touchdowns with a passing touchdown and two rushing touchdown game. Weigman is the only Power 4 QB to surpass 30+ touchdowns with at least 10 rushing touchdown.
- » Houston quarterback, **Conner Weigman**, has thrown for the most yards by a quarterback in Year 1 of **Coach Fritz's** system amassing 2,475 passing yards in his first season playing for Coach Fritz. His 21 passing touchdowns are two from tying the most passing touchdowns by a Year 1 Fritz QB.
- » The Cougars win over #24/25 Arizona State in Week 9 was their first against a ranked team on the road since 2017 when Houston beat #17/14 South Florida 28-24 on Oct. 29, 2017 in Tampa. The Cougars have beaten ranked opponents in back-to-back seasons for the first time since 2017-18. Houston snapped Arizona State's 10-game home winning streak dating to 2023.
- » Senior tight end **Tanner Koziol** leads all FBS tight ends with 65 receptions. Koziol's 651 receiving yards ranks third among FBS tight ends and second among Big 12 tight ends. The Illinois native's five TDs is fourth-most by FBS tight ends. Koziol has recorded multiple receptions in 23 consecutive games. Koziol's 65 catches is 23rd nationally among all pass catchers.
- » **Koziol** has hauled in 17 contested catches in 2025 – the most among tight ends nationally and seven more than the next tight end.
- » The Cougar wideouts have hauled in big catches this season, with junior **Amare Thomas** recording a trio of 50+ yard touchdown receptions and six 20+ yard touchdown catches.
- » Senior long snapper **Jacob Garza** was named to the National Football Foundation's William V. Campbell Trophy semifinalist list on Sept. 24. The awards goes to the most prestigious scholar-athlete in college football.
- » Senior kicker **Ethan Sanchez** is one of 20 kickers nationally with 20+ field goals made and one of 16 kickers in FBS with 20+ field goals made and at least one 50+ yard field goal. Sanchez's 20 made field goals is second most in a season in school history. Sanchez is chasing the school record 22 made field goals in a season set in 1989.
- » The Cougars have been nearly automatic in the red zone, scoring on 37 of 41 (90.2%) trips inside the 20-yard line, excluding the final drive against Arizona State where the Cougars took a knee to run out the clock inside the 20-yard line the Cougars are 37 for 40 (92.5%) in the red zone.
- » On the other side of the ball in the red zone, Houston's defense has kept opponents from scoring in the red zone 23.7% of their trips inside the 20, the 17th best rate in the country.
- » Houston has won 9+ games for the first time since joining the Big 12 Conference. Houston's six Big 12 wins in 2025 are a program record after joining the league in 2023 and winning two and three, games in the first two seasons, respectively. The turnaround has been a product of an offensive resurgence that has seen the Cougars offensive efficiency trend upward from 121st in 2024 to 61st in 2025.
- » The Cougars offensive line has given **Weigman** ample time to throw the football the previous four games – posting a 93.2 offensive line pass block efficiency Week 8-11, second best in the Big 12. The 93.2 o-line pass block efficiency is the best combined rating over a 4+ week span by the Houston o-line since Week 6-10 of 2022 (94.2).
- » **Weigman** threw for four touchdowns and rushed for one touchdown against West Virginia, tying his single-game record for total touchdowns. The five total touchdowns is the most by Weigman against a Power 4 opponent. The quarterback found junior wide receiver **Amare Thomas** three times and senior tight end **Tanner Koziol** for his four touchdown throws.
- » Cougars QB **Conner Weigman** is tied for 11th nationally with 29 touchdowns responsible for. Weigman has thrown for 20 touchdowns and rushed for another nine. Weigman's 29 total TDs is third among Big 12 quarterbacks.
- » **Weigman** became the first Houston quarterback to throw for 200+ yards, rush for 100+ yards, rush for two touchdowns, pass for a touchdown and not throw an interception since **Greg Ward** against Tennessee Tech in 2015 when the Cypress, Texas, native threw for 201 yards, rushed for a career-best 111 yards, threw a touchdown pass and rushed for two touchdowns at Arizona State. **Weigman** is the first UH signal caller to post that kind of stat line against a ranked opponent since at least 1996 (database not complete before 1996).
- » At Arizona State, **Weigman** became the first FBS quarterback to throw for 200+ yards and a TD, rush for 100+ yards and two

TEAM NOTES

TD without an interception and beat a ranked opponent on the road since Kansas State's Adrian Martinez in 2022 at Oklahoma. Weigman is the 16th QB in FBS to accomplish the feat since 1996.

» Senior tight end **Tanner Koziol** recorded his third-career 100-yard receiving game and first as a Cougar at #24/25 Arizona State. **Koziol** hauled in 100 yards and pulled in his 22nd career touchdown reception in the contest. Koziol has recorded 4+ receiving touchdowns in back-to-back seasons and in three of four collegiate seasons.

» **Koziol** was named a John Mackey Award Semifinalist for the second consecutive season. The Bloomingdale, Ill., native leads FBS tight ends in receptions per game (5.27), and is third among FBS tight ends in receiving touchdowns (5), receiving yards (592) and receiving yards per game (53.8).

» **Koziol** and **Thomas** were both on the Biletnikoff Award Watch List. **Koziol**, a preseason add, and **Thomas**, a Nov. 10 add, make up a duo from Houston that is one of 14 schools with 2+ pass catchers on the Biletnikoff Award Watch List. **Koziol**, a tight end, and **Thomas**, a wide receiver, make Houston one of three schools with a wide receiver and a tight end on the Biletnikoff Award Watch List.

» Senior defensive lineman **Eddie Walls III** recorded a career-high 3.0 sacks at Arizona State, tying the Houston program record in Big 12 action. Walls and fellow lineman **Brandon Mack II** sacked Arizona State's Sam Leavitt four times and the Houston defense tallied five tackles for loss. Walls is the third Big 12 player with 3+ sacks in a game this season.

» Senior running back **Dean Connors** rushing touchdown and receiving touchdown at Oklahoma State marked the first time a Cougar rushed for and caught a TD in the same game since Donovan Smith posted a passing, rushing and receiving touchdown against #24/25 Oklahoma State on Nov. 18, 2023. Connors is the 33rd Cougar to complete the feat.

» **Weigman** became the first Cougar quarterback to rush for two touchdowns, 80+ rushing yards and throw for 200+ yards in a game when he did so against Colorado since D'Eriq King threw for 419 yards, and five touchdowns and rushed for 132 yards and two touchdowns against South Florida (Oct. 27, 2018).

» **Weigman** became the first UH signal caller to throw 3+ touchdowns and toss 150+ yards with zero interceptions in a season opening team debut in program history. Weigman was one of nine FBS QBs to accomplish the feat in Week 1 of 2025 when he threw for 159 yards, and three touchdowns against Stephen F. Austin. (more info on Weigman on page 6 and 7).

» Houston has 30 transfers, 28 of which have played at the Division I level. From those 28 transfers, the newest Cougars have accumulated 357 starts and 23,423 snaps played – sixth most in both categories among Power 4 programs. Houston has 52 total newcomers with 22 freshmen signees. Of the 52 newcomers, 45 are scholarship student-athletes.

» Former Blinn JC two-time national champion quarterback Michael Bishop, who won both titles for Coach Willie Fritz, has been added as an Offensive Assistant ahead of Houston's bowl appearance.

» Entering Year 2 of the **Willie Fritz** Era, the coaching staff remained largely intact but welcomes new coordinators on both sides of the ball and a new cornerbacks coach. **Slade Nagle**, who was the offensive coordinator for Fritz at Tulane when the Green Wave won second of two-straight American titles, joins the Cougars staff as the offensive coordinator while **Austin Armstrong**, who coached for two seasons at Florida as the defensive coordinator of the Gators, comes to Houston to serve as Fritz's defensive play caller. **PJ Hall**, a Tulane alum who played 47 games for Fritz from 2016-19 joins the secondary staff as the cornerbacks coach.

» **Coach Fritz** and quarterbacks coach **Shawn Bell** went into the portal and picked up a prized piece in former five-star quarterback **Conner Weigman** from Texas A&M. Weigman spent three seasons with the Aggies where he started 13 of 15 games and threw for 2,694 yards and 19 touchdowns with a 13-0 touchdown-interceptions ratio over his first six collegiate games.

» The cranes in the distance are gone – on Monday, July 28, UH football athletes moved into the \$130 million Memorial Hermann Football Operations Center. The facility is a one-stop-shop for University of Houston Football, featuring amenities including state-of-the-art sports performance centers, an academic support services suite, a leading-edge locker room facility, student-athlete flex space and office space to house the Houston Football coaching and support staff. The FOC will also provide additional premium seating to TDECU Stadium with 14 suites, a 450-seat club section with access to an 11,000-square-foot club and 300-seat roof terrace facing inward to John M. O'Quinn Field.

YEAR 2 OF WILLIE FRITZ

» **Willie Fritz**, the back-to-back American Athletic Conference Coach of the Year who boasts 32 years of collegiate head coaching experience, enters his second year with the Cougars and 33rd overall. Fritz was named the 16th head coach in University of Houston football history on Sunday, Dec. 3, 2023.

» In his second year at the helm of Houston, Fritz was named to the Paul "Bear" Bryant Award Watch List for the third time in four seasons. Fritz won the award in 2023 and has been a finalist 3 of the last four years.

FBS CAREER GAMES PLAYED/STARTED

Student-Athlete	GP/GS	'25	'24	'23	'22	'21	'20	'19
0-Amare Thomas	36/24	12/11	12/9	12/4	--	--	--	--
0-Blake Thompson	31/11	10/0	12/10	6/1	3/0	--	--	--
1-Latrell McCutchin	47/26	12/12	12/12	0/0	14/1	9/1	--	--
1-Conner Weigman	27/25	12/12	6/5	4/4	5/4	--	--	--
2-Zeon Chriss-Gremillion	28/13	5/0	11/7	8/6	4/0	--	--	--
3-JD Rhym	34/1	8/0	12/0	4/0	10/1	--	--	--
3-Harvey Broussard III	38/27	12/8	13/12	13/7	--	--	--	--
4-Brandon Mack	37/19	12/8	12/10	2/0	6/0	0/0	5/1	0/0
4-Mekhi Mews	42/7	12/0	12/6	13/1	4/0	1/0	--	--
5-Carlos Allen	39/34	12/12	12/12	4/4	11/6	0/0	0/0	--
5-Stephon Johnson	38/21	6/6	11/9	12/2	9/4	--	--	--
6-Re'Shaun Sanford II	12/6	--	12/6	--	--	--	--	--
6-Jordan Allen	28/14	12/12	5/2	7/0	4/0	--	--	--
8-Kentrell Webb	38/24	12/12	12/12	11/0	3/0	--	--	--
8-Devan Williams	24/12	3/0	12/3	9/9	0/0	--	--	--
9-Corey Platt Jr.	27/1	11/0	0/0	1/1	13/0	2/0	--	--
9-Tanner Koziol	48/35	12/12	12/8	12/10	12/5	--	--	--
10-Latreveon McCutchin	35/4	12/4	11/0	12/0	--	--	--	--
12-Sione Fotu	37/17	12/11	8/3	12/0	--	--	5/3	--
12-Austin Carlisle	4/0	4/0	--	--	--	--	--	--
13-Jayden York	40/12	4/0	11/11	12/1	13/0	0/0	0/0	--
13-CJ Douglas	33/10	11/0	11/10	11/0	--	--	--	--
14-Marquis Shoulders	19/5	3/0	3/0	5/5	8/0	0/0	--	--
15-Jake Sock	19/0	12/0	7/0	0/0	0/0	--	--	--
15-Will James	24/22	12/12	12/10	0/0	--	--	--	--
16-Jayshon Ridgle	18/0	7/0	11/0	--	--	--	--	--
17-Christian Brathwaite	15/0	9/0	1/0	5/0	--	--	--	--
17-Indiana Wijay	0/0	--	0/0	--	--	--	--	--
18-Koby Young	13/7	12/7	1/0	--	--	--	--	--
18-Khalil Laufau	32/14	11/11	12/3	9/0	--	--	--	--
19-Keany Parks	32/8	8/0	11/8	13/0	--	--	--	--
20-J'Marion Burnette	13/3	5/1	8/2	--	--	--	--	--
21-Stacy Sneed	44/7	9/0	11/3	12/2	12/2	0/0	0/0	--
21-Zelmar Vedder	35/12	12/0	11/10	12/2	0/0	--	--	--
22-Marc Stampley II	50/30	12/7	13/11	12/10	13/2	--	--	--
23-Alvin Williamson	1/0	1/0	0/0	--	--	--	--	--
24-Wrook Brown	49/35	12/5	12/11	12/12	13/7	0/0	--	--
25-DJ Butler	18/0	10/0	8/0	--	--	--	--	--
25-Carmycah Glass	26/14	12/1	13/13	0/0	1/0	--	--	--
26-Jamaal Shaw	17/0	9/0	5/0	3/0	--	--	--	--
28-Kenzy West	--	--	--	--	--	--	--	--
30-Richmond Ugochukwu	12/0	12/0	--	--	--	--	--	--
31-Tristan Jackson	--	--	--	--	--	--	--	--
32-Nehemiah Warmate	--	--	--	--	--	--	--	--
33-Johnsley Barbas	28/0	12/0	12/0	4/0	--	--	--	--
33-Dylan Gayton	0/0	--	0/0	--	--	--	--	--
34-Dylan Caddle	0/0	--	0/0	0/0	0/0	--	--	--
35-Kaleb Thomas	8/0	8/0	0/0	--	--	--	--	--
35-Reshad Sterling	1/0	1/0	--	--	--	--	--	--
36-Jalen Garner	44/12	12/12	12/0	9/0	11/0	0/0	--	--
37-Elijah Young	0/0	--	0/0	--	--	--	--	--
37-Zane Smith	2/0	2/0	--	--	--	--	--	--
38-Aaron Davis	1/0	1/0	0/0	--	--	--	--	--
40-Steve Polk	0/0	--	0/0	0/0	--	--	--	--
41-Zavian Tibbs	19/0	8/0	11/0	--	--	--	--	--
42-Hunter Teichman	0/0	--	0/0	0/0	--	--	--	--
43-Sheldon Rice	2/0	2/0	--	--	--	--	--	--
44-Dean Connors	49/29	12/12	12/12	13/5	12/0	--	--	--
45-Chance Bryant	12/0	12/0	--	--	--	--	--	--
46-Caleb Augustus	--	--	--	--	--	--	--	--
46-Jeffrey Strozger Jr.	--	--	--	--	--	--	--	--
47-DK Mays	2/0	2/0	--	--	--	--	--	--
47-Anthony Saragusa	0/0	--	0/0	--	--	--	--	--
48-Brock Foster	0/0	--	0/0	--	--	--	--	--
48-Grayson Boeker	--	--	--	--	--	--	--	--
49-Jonathan Dimas	0/0	--	0/0	--	--	--	--	--
49-Darius Washington	4/0	4/0	0/0	--	--	--	--	--
50-Zion Taylor	1/0	--	1/0	--	--	--	--	--
51-Derek Joiner	12/0	10/0	2/0	--	--	--	--	--
51-Hunter Jones	0/0	0/0	0/0	--	--	--	--	--
53-Ronnell McClain	2/0	2/0	0/0	--	--	--	--	--
55-Cavan Tuley	29/0	11/0	11/0	7/0	0/0	--	--	--
55-Demetrius Dean II	1/0	1/0	--	--	--	--	--	--
56-Jacob Garza	47/0	12/0	12/0	12/0	7/0	0/0	4/0	--
57-Phillips Ojo	0/0	--	0/0	--	--	--	--	--
62-Jack Baney	0/0	--	0/0	0/0	--	--	--	--
62-Ricardo Cordova	0/0	--	0/0	--	--	--	--	--
65-Cayden Bowie	10/0	8/0	1/0	1/0	--	--	--	--
66-McKenzie Agnello	27/23	12/9	12/12	3/2	--	--	--	--
67-Hingano Hautau	14/0	3/0	11/0	--	--	--	--	--
68-Sean Terrell	--	--	--	--	--	--	--	--
69-Weston Edwards	0/0	--	0/0	--	--	--	--	--
70-Larry Crawford	12/0	12/0	0/0	0/0	--	--	--	--
72-RJ Lee	--	--	--	--	--	--	--	--
73-Jason Brooks Jr.	36/17	11/5	0/0	8/7	10/4	6/1	1/0	--
74-Matthew Wykoff	53/34	12/10	12/3	13/12	12/9	4/0	--	--
75-Dalton Merryman	20/17	11/11	9/6	0/0	--	--	--	--
76-Cedric Melton	33/3	4/0	9/0	4/0	10/0	6/3	0/0	--
77-David Ndukwe	30/10	2/1	11/9	3/0	1/0	6/0	7/0	--
79-Alvin Ebosele	30/26	12/12	7/3	11/11	0/0	--	--	--
80-Jaquis Martin	9/0	9/0	--	--	--	--	--	--
81-Anthony Gangi	4/0	--	4/0	0/0	0/0	--	--	--
82-Zaylen Cormier	--	--	--	--	--	--	--	--
84-Sam Padgett	1/0	--	1/0	0/0	--	--	--	--
85-Traville Frederick	21/0	9/0	12/0	--	--	--	--	--
86-Wyatt Herbel	3/0	3/0	--	--	--	--	--	--
87-Luke McGary	29/15	6/3	12/10	11/2	--	--	--	--
88-Jacory Thurman	--	--	--	--	--	--	--	--
90-Sahfi Reed	--	--	--	--	--	--	--	--
90-Eddie Walls III	44/40	12/12	11/9	11/11	8/8	2/0	--	--
91-Liam Dougherty	24/0	12/0	12/0	--	--	--	--	--
92-Ethan Sanchez	48/0	12/0	12/0	13/0	11/0	--	--	--
92-Travis Buhake	3/0	3/0	--	--	--	--	--	--
93-Xavier Stillman	24/0	12/0	12/0	0/0	0/0	--	--	--
94-Carmello Brooks	--	--	--	--	--	--	--	--
96-Zac Voakam	32/0	12/0	5/0	2/0	13/0	--	--	--
96-Fythan Thompson	--	--	--	--	--	--	--	--
97-Everitt Rogers	48/20	6/0	3/0	12/10	12/10	8/0	7/0	--
98-Myles Parker	33/13	11/1	12/12	10/0	--	--	--	--
99-Quindario Lee	36/9	--	12/0	11/9	11/0	2/0	--	--

GAME CAPTAINS

Game	Opp.	Captains
1.	SFA	Connors, D., Garner, J., McCutchin Sr., Wykoff, M., Garza, J., Thomas, A., Webb, K.
2.	at Rice	Ebosele, A., Johnson, S., Laufau, K. Stillman, X.
3.	Colorado	Brown, W., McGary, L., Mews, M., Sanchez, E., Walls, E.
4.	at Oregon State	Brooks, C., Koziol, Mack II, Webb, K.
5.	Texas Tech	Agnello, M., Sneed, S., Stampley,, M., Thompson, B.
6.	at Oklahoma St.	C. Allen Jr., Hunter, D., Thomas, A., Vedder, Z.
7.	Arizona	Allen, J., Connors, D., Garner, J., Merryman, D.
8.	at Arizona St.	Connors, D., Walls, E., Webb, K., Wykoff, M.
9.	West Virginia	Connors, D., Ebosele, A., Garner, J., McCutchin Sr., L.
10.	at UCF	Garner, J., Garza, J., Sneed, S.
11.	TCU	James, W., Platt, C., Thomas, A., Weigman, C.
12.	at Baylor	

Multiple Honorary Game Captains

4 - Dean Connors, Jalen Garner

3 - Kentrell Webb, Amare Thomas

2 - Matthew Wykoff, Eddie Walls III, Alvin Ebosele, Latrell McCutchin, Jacob Garza

BIG 12 STANDINGS

School	Big 12	Pct.	Overall	Pct.
Texas Tech	8-1	.889	12-1	.923
BYU	8-1	.889	11-2	.846
Utah	7-2	.778	10-2	.833
Houston	6-3	.667	9-3	.750
Arizona	6-3	.667	9-3	.750
Arizona State	6-3	.667	8-4	.667
Iowa State	5-4	.556	8-4	.667
TCU	5-4	.556	8-4	.667
Cincinnati	5-4	.556	7-5	.583
Kansas State	5-4	.556	6-6	.500
Baylor	3-6	.333	5-7	.417
Kansas	3-6	.333	5-7	.417
UCF	2-7	.222	5-7	.417
West Virginia	2-7	.222	4-8	.333
Colorado	1-8	.111	3-9	.250
Oklahoma State	0-9	.000	1-11	.083

BY THE NUMBERS

9

Houston is 9-3, exceeding its combined win total from the first two seasons in the Big 12.

Quarterback Conner Weigman has thrown 21 TD and rushed for 11 more. Weigman is the only P4 QB responsible for 30+ TDs with at least 10 rushing TDs.

32

4

Out-of-state trips for Houston Football during the 2025 season, compared to five in 2024. Houston's trip to UCF was the final of four out-of-state road trips in 2025.

Tight end Tanner Koziol has hauled in 65 receptions this season, the most nationally by a tight end.

65

75

Defensive lineman Carlos Allen Jr., has posted 5+ tackles in eight of 12 games and his 75 tackles are second-most in FBS by a defensive lineman.

Opposing teams score in the red zone 76.3% of the time, the 17th lowest percentage nationally – or a 23.7% deny rate by the Houston defense.

23.7%

TEAM NOTES

» The Shawnee Mission, Kan., native owns eight career 10-plus win seasons and seven conference championships, including the 2022 American Athletic Conference title. The 2023 Paul “Bear” Bryant Coach of the Year Award Watch List honoree is 251-129-1 all-time as a head coach dating to his 1993 beginnings at Blinn College.

» Houston Cougar football coaches are 5-5 all-time coaching in their first bowl game as the head coach of the Cougars. **Coach Fritz** could become the first head coach to win their first bowl game as head coach of the Cougars since Tom Herman (2015 Peach Bowl vs. Florida State).

2 NEW COORDINATORS IN YEAR 2

» Houston will be with a new Offensive and Defensive Coordinator in Coach **Willie Fritz’s** second year at the helm with **Slade Nagle** and **Austin Armstrong** calling plays for the offense and defense respectively. For **Nagle**, the move to Houston marks a reunion with **Fritz** after the two worked for eight years together at Tulane with **Nagle** serving as the Offensive Coordinator in 2023. **Armstrong**, who has quickly risen up the coaching ranks, was the youngest defensive coordinator in the Southeastern Conference (31) in 2023, has tutored 16 All-Conference or All-Freshman selections in his four seasons as defensive coordinator, including 11 honorees during a dominant two-year stretch at Southern Miss (2021-22).

» As offensive coordinator in 2023, **Nagle** guided the Green Wave to 20+ points in 11 of 12 regular season contests and scored 30 points in six games in their 11-win regular season and 8-0 mark in American Athletic Conference play. In 2023, **Nagle** tutored signal caller Michael Pratt, who was named American Athletic Conference Offensive Player of the Year after ranking 15th nationally in passing efficiency (158.9), 22nd in points responsible for per game (14.7) and 23rd in yards per pass attempt (8.50).

» In nine seasons coaching, including eight at the FBS level, **Armstrong** has helped programs to five bowl appearances and three conference championship game appearances, highlighted by a 2019 Sugar Bowl victory and SEC Championship game appearance as Georgia’s defensive quality control coach. That season, the 12-2 Bulldogs led the nation in rushing defense (74.6), scoring defense (12.6) and 4th-down conversion defense (.261).

END OF SEASON STAFF CHANGES

Promotions

Brian Bell: Offensive Assistant » **Wide Receivers Coach**

Adds

Michael Bishop: Offensive Assistant

Departures (* denotes coaching in bowl game)

Josh Christian-Young* (safeties) » Kentucky (defensive backs)

Derrick Sherman (wide receivers) » Iowa State (wide receivers)

TDECU ATTENDANCE RECORDS

Houston sellout crowds inside TDECU Stadium.

Rk.	Attend.	Opponent	Date
1.	42,822	vs. #3/3 Louisville	11/17/16
2.	42,820	vs. #8/8 Texas	10/21/23
3.	42,806	vs. #11/14 Texas Tech	10/4/25
4.	42,159	vs. Memphis	11/14/15
5.	40,873	vs. UConn	9/29/16
6.	40,755	vs. UTSA	8/29/14
7.	40,562	vs. Navy	11/27/15

A VICTORY WOULD ...

» Be Houston’s first 10+ win regular season since 2021 (11 wins).

» Be the Cougars’ third consecutive bowl victory, tied for the longest bowl winning streak in school history.

» Be Houston’s 10th 10-win season in school history.

» Be Houston’s first win against LSU since 1999.

» Be Houston’s first win inside NRG Stadium since beating #3 Oklahoma 33-23 in 2016.

HOUSTON ALL-TIME ON DEC. 27

Year	Opponent	Result
1996	Syracuse	L, 30-17
Overall		0-1

TEAM NOTES

THE 2026 SIGNING CLASS

Houston signed its best class in school history earlier this month, signing the #35 class in the country headlined by the #1 player in the nation, quarterback **Keisean Henderson**, and the Touch-down Club of Houston Offensive Player of the Year, running back John Hebert.

Signing Class Breakdown

18 signees – all high school signees, 16 from Texas, 2 from Louisiana.10 Offense, 8 Defense

1 Quarterback, 1 Running Back, 2 Wide Receivers, 1 Tight End, 1 Athlete, 4 Offensive Linemen, 3 Defensive Linemen, 2 Linebackers, 3 Defensive Backs

2026 Signing Class

OFFENSE

- QB Keisean Henderson - Houston, Texas (5 Star)*
- ATH Paris Melvin Jr. – Spring, Texas (4 Star)*
- RB John Hebert – Houston, Texas (4 Star)
- TE Jaivion Martin – Pflugerville, Texas (3 Star)
- WR Keavon Roberts – Port Arthur, Texas (3 Star)*
- WR Jeremiah Bushnell – Iowa, La. (3 Star)*
- OL Aaron Wolford – Port Neches, Texas (3 Star)
- OL Rhett Gray – Weatherford, Texas (3 Star)*
- OL Troy Pless – Killeen, Texas (3 Star)
- OL Noah Abebe – Friendswood, Texas (3 Star)*

DEFENSE

- DL Kaleb Walker – Lindale, Texas (3 Star)
- DL Isaiah Broughton – Houston, Texas (3 Star)
- LB Bryson Castile – Arlington, Texas (3 Star)*
- DB James Henderson III – Houston, Texas (3 Star)
- DL Xavier Fleming – Lewisville, Texas (3 Star)
- DB Javen Holmes – Baton Rouge, La. (3 Star)*
- DB Mudassir Abdullah – West Columbia, Texas (3 Star)*
- LB Tyler Covar – Magnolia, Texas (3 Star)

**italics = early enrollee for bowl game*

Nine high school signees will early enroll and practice with the Cougars ahead of the Texas Bowl. Those nine are notated above with *italics* and a ***.

INSIDE THE SERIES | VS. LSU



Houston has made three trips to Baton Rouge to face LSU. Saturday's meeting marks the first meeting between the two schools outside of Tiger Stadium and the first in 25 years.

INSIDE THE NUMBERS VS. LSU

- Record: 1-2
- At Houston: 0-0
- At LSU: 1-2
- At Neutral Site: 0-0
- Most points scored by Houston: 34 (1996)
- Most points scored by LSU: 35 (1996)
- Largest margin of victory by Houston: N/A
- Largest margin of victory by LSU: 15 (2000)

100-YARD RUSHING GAMES

Player	Date	Carries	Yards	TDs
Ketric Sanford	11/13/99	27	105	1

300-YARD PASSING GAMES

Player	Date	C-A	Yards	TDs
Jason McKinley	9/9/00	29-53	354	2

SERIES HISTORY VS. BAYLOR

Date	UH/Opp Rank	Site	Result
9/7/96	--/17	A	L, 34-35
11/13/99	--/--	A	W, 20-7
9/9/00	--/--	A	L, 13-28

100-YARD RECEIVING GAMES

Player	Date	Catches	Yards	TDs
Brandon Middleton	9/9/00	8	175	2

TOTALS

- 100-Yard Rushing Games (Players): 1 (1)
- 300-Yard Passing Games (Players): 1 (1)
- 100-Yard Receiving Games (Players): 1 (1)



QB CONNER WEIGMAN

NOTABLES

- » East-West Shrine Bowl 1000 (preseason)
- » Johnny Unitas Award (preseason)
- » Earl Campbell Tyler Rose Award (preseason)
- » Comeback Player of the Year Semifinalist
- » Johnny Unitas Golden Arm Award (preseason)
- » Jason Witten Man of the Year nominee
- » Davey O'Brien Great 8: Week 8
- » Davey O'Brien Great 8: Week 9
- » Big 12 Offensive Player of the Week | Oct. 20
- » Big 12 Offensive Player of the Week | Oct. 27
- » Big 12 Offensive Player of the Week | Dec. 1

PRIOR TO UH

- » Spent three seasons at Texas A&M (2022-24)
- 15 career games played and 13 starts for the Aggies (790 snaps)
- » Career: 219 of 365 (60.0%) for 2,694 passing yards
- » 19-7 career passing TD-interception ratio
- » 13-0 passing TD-interception ratio over first six games
- » Career at home: 151 of 236 (64%) for 1,929 yards with 15-3 TD-INT ratio
- » Career vs. SEC: 109 of 192 (56.5%) for 1,332 yards with 8-2 TD-INT ratio

AS A SOPHOMORE (2024)

- » In 2024: 64 of 114 (56.1%) for 819 yards and three passing TDs
- » 18 of 22 (81.8%) for 276 yards in win over No. 9 Missouri (Oct. 5)
- » One of five QBs with 80%+ completion vs. AP Top 10 team in '24 (min. 20 attempts)
- » 15 of 25 for 217 yards and one score in win at Mississippi State (Oct. 19)

AS A REDSHIRT FRESHMAN (2023)

- » In 2023: 82 of 119 (68.9%) for 979 yards with 8-2 TD-INT ratio
- » In 2023: 19th among Power Five QBs with a 68.9 completion % (min. 100 attempts)
- » 91.9 PFF offensive grade ranked fourth among FBS QBs (min. 100 dropbacks)
- » 18 of 23 with 236 yards and five TD passes in opener vs. New Mexico (Sept. 2)
- » Five TD passes were most in regulation by Aggie QB since Johnny Manziel in 2013
- » One of 10 QBs in '23 with 5+ passing TDs, 0 INTs and a 75% completion in a game (min 20 attempts)
- » 336 passing yards were third most by underclassman QB at Miami since 2000

AS A FRESHMAN (2022)

- » As a true freshman: 64 of 114 (56.1%) with 8 TDs and 0 INTs
- » One of 12 FBS players since 1956 with 8+ passing TDs and 0 INTs in a season

- » One of nine FBS players since 1956 with 100+ attempts and no INTs in a season
- » 63.6 PFF offensive grade led all FBS true freshmen QBs (min. 50 dropbacks)
- » 63.6 grade was fourth among Power Four underclassmen QBs (min. 100 dropbacks)
- » First career start vs. Ole Miss (Oct. 29)
- » Against Ole Miss, set A&M true freshman record with 338 passing yards
- » 28 of 44 and four touchdown passes vs. Ole Miss
- » 11 of 19 for 191 yards and a touchdown in the win over UMass (Nov. 19)
- » 155 passing yards (12 of 18) and two passing TDs in win over No. 6 LSU (Nov. 26)
- » SEC Freshman of the Week for performance vs. LSU

HIGH SCHOOL

- » Prepped at Bridgeland
- » Five-star prospect by 247Sports
- » No. 1 quarterback nationally by rivals and ESPN
- » No. 4 player overall in Texas by 247Sports
- » 2022 Under Armour All-American
- » As a senior, led Bridgeland to the 6A Region II championship game
- » 34 touchdowns and nearly 2,900 total yards as a senior
- » Houston Touchdown Club Offensive Player of the Year
- » As a junior, named District 16-6A Offensive Player of the Year
- » 51 touchdowns (42 passing and nine rushing)
- » Threw for 3,800+ yards while rushing for 581 yards
- » District 16-6A Newcomer of the Year as a sophomore
- » 34 total scores (27 passing and seven rushing)
- » 3,200+ total yards
- » Named to the Elite-11 Finals
- » Multi-sport athlete
- » Rated as one of the top baseball prospects in Texas

PERSONAL

- » Nickname: Wiggy
- » Hobbies: fishing, hunting
- » Dream job outside of football: professional baseball player
- » Something most people don't know about him: drives with no music
- » Father played linebacker at Sam Houston when Houston Head Coach Willie Fritz was a coach there
- » Chose UH because of the coaches and it's in his hometown
- » One word to describe him on the field: competitive
- » If he could eat one food for the rest of his life: steak
- » His motivation for working hard: his girlfriend
- » Favorite childhood memory: playing all the sports
- » Sports hero: his father because he taught him everything he knows

BY THE NUMBERS

CAREER

	COMP	ATT	PCT	YARDS	TD	INT	LNG
2022	73	132	55.3	896	8	0	45
2023	82	119	68.9	979	8	2	44
2024	64	114	56.1	819	3	5	58
2025	204	319	63.9	2,475	21	9	74
TOTAL	423	684	61.8	5169	40	16	74

PASSING GAME-BY-GAME

2022	COMP	ATT	PCT	YARDS	TD	INT	LNG
Sam Houston	--	--	--	--	--	--	--
App State	--	--	--	--	--	--	--
#13 Miami	--	--	--	--	--	--	--
#10 Arkansas	--	--	--	--	--	--	--
at Mississippi St.	--	--	--	--	--	--	--
at #1 Alabama	--	--	--	--	--	--	--
at South Carolina	12	18	53.3	155	2	0	24
#15 Ole Miss	28	44	63.6	338	4	0	36
Florida	--	--	--	--	--	--	--
at Auburn	14	36	38.9	121	1	0	25
UMass	11	19	57.9	191	1	0	45
#6 LSU	12	18	66.7	155	2	0	39
TOTAL	73	132	55.3	896	8	0	45

2023	COMP	ATT	PCT	YARDS	TD	INT	LNG
New Mexico	18	23	78.3	236	5	0	35
vs. Miami	31	53	58.5	336	2	2	44
ULM	25	29	86.2	337	1	0	37
Auburn	8	14	57.1	70	0	0	26
vs. Arkansas	--	--	--	--	--	--	--
#11 Alabama	--	--	--	--	--	--	--
at #19 Tennessee	--	--	--	--	--	--	--
South Carolina	--	--	--	--	--	--	--
at #11 Ole Miss	--	--	--	--	--	--	--
Mississippi State	--	--	--	--	--	--	--
Abilene Christian	--	--	--	--	--	--	--
at #14 LSU	--	--	--	--	--	--	--
vs. #22 Oklahoma St.	--	--	--	--	--	--	--
TOTAL	82	119	68.9	979	8	2	44

2024	COMP	ATT	PCT	YARDS	TD	INT	LNG
#7 Notre Dame	12	30	40.0	100	0	2	18
McNeese	11	14	78.6	125	2	0	20
at Florida	--	--	--	--	--	--	--
Bowling Green	--	--	--	--	--	--	--
vs. Arkansas	--	--	--	--	--	--	--
#9 Missouri	18	22	81.8	276	0	0	40
at Mississippi St.	15	25	60.0	217	1	2	58
#8 LSU	6	18	33.3	64	0	0	15
at South Carolina	--	--	--	--	--	--	--
New Mexico St.	2	5	40.0	37	0	1	23
at Auburn	--	--	--	--	--	--	--
#3 Texas	--	--	--	--	--	--	--
vs. USC	--	--	--	--	--	--	--
TOTAL	64	114	56.1	819	3	5	58

2025	COMP	ATT	PCT	YARDS	TD	INT	LNG
Stephen F. Austin	15	24	62.5	159	3	0	39
at Rice	15	22	68.2	188	1	0	74
Colorado	15	24	62.5	222	0	0	54
at Oregon State	20	36	55.6	270	2	1	50
Texas Tech	5	12	41.7	71	0	1	43
at Oklahoma St.	21	30	70.0	306	2	0	43
Arizona	15	23	65.2	164	3	0	52
at Arizona State	17	22	77.2	201	1	0	32
West Virginia	25	35	71.4	309	4	2	30
at UCF	20	31	64.5	223	2	3	64
TCU	15	29	51.7	161	2	1	29
at Baylor	21	31	67.7	201	1	1	27
TOTAL	204	319	63.9	2,475	21	9	74



Conner Weigman is one of 6 Power 4 QBs with 2,000+ passing yards, 18+ passing touchdowns and 5+ rushing scores. Weigman's nine rushing TDs is the most of the six QBs.

WEIGMAN NOTES

STRONG FIRST(?) IMPRESSIONS

» Through his first six games as a Cougar, quarterback **Conner Weigman** has shown off his fully stocked toolkit throwing and running the ball. In his first game as a Cougar, Weigman recorded three passing touchdowns and threw for 150+ yards with 0 interceptions in his debut with the Cougars. He became the first UH QB to throw 3TD with 0 INT and 150+ passing yards in their UH debut of a season opener in school history.

» Weigman was one of nine FBS quarterbacks to throw 3+ TD with 150+ yards of passing and 0 INTs in their team debut in Week 1. He was one of 25 FBS quarterbacks to toss 3+ touchdowns with 150+ passing yards without an interception in Week 1.

» In Week 2, Weigman passed and rushed for a touchdown in Houston's 35-9 win over Rice, recording just his third-career game with a passing and rushing touchdwn.

» In Week 3 against Colorado, Weigman led the Cougars to a 3-0 start for the first time since 2016 and rushed for two touchdowns and threw for 222 yards, posting his first-career multi-rushing touchdown game.

» In Week 5 at Oregon State, Weigman orchestrated his first-career fourth quarter comeback to erase a 14-point deficit with 6:00 remaining in the game before Houston's overtime field goal to win the game. Weigman threw for a season-high 270 yards with two passing TDs and a rushing TD in the game.

» In Week 7 at Oklahoma State, Weigman posted his best game in over two years, throwing for 306 yards and two passing touchdowns while adding a score on the ground. The signal caller's 300-yard passing game was his first since throwing for 337 yards against ULM at his previous school in Sept. 2023.

» In Week 8 against Arizona, Weigman became the first Cougar since Kevin Kolb in 2003 to throw 3+ touchdown passes, rush for 1+ touchdowns with 95+ rushing yards without allowing an interception.

» In Week 9 at #24/25 Arizona State, Weigman became the first Cougar since Greg Ward in 2015 to throw for 200+ yards, rush for 100+ yards, rush for two touchdowns, pass for a touchdown and not throw an interception.

» In Week 10, Weigman threw a season-high four touchdown passes with 309 passing yards. The junior gunslinger connected with receiver **Amare Thomas** for three of the four touchdown strikes.

BIG TARGETS FOR QB1

» Houston replenished its receiving group with transfers and developed players from within, headlined by the additions of tight ends **Tanner Koziol** and **Luke McGary** along with receiver transfers **Amare Thomas** and **Harvey Broussard**. Koziol and Weigman cracked *The Athletic's* Buzziest Transfers with Koziol ranking #32 and Weigman ranking #78. However, Weigman was picked as Houston's most important transfer by *The Athletic*.

» Weigman has a plethora of receiver options in 2025 with seven pass catchers that have 3+ receiving touchdowns combining for 75 career receiving touchdowns. In total, Weigman has targets that have hauled in 78 receiving touchdowns in their careers.

Rank	Player	Year	Career Touchdown Receptions
1.	Tanner Koziol	Senior	23
2.	Amare Thomas	Senior	21
3.	Stephon Johnson	Senior	9
4.	Dean Connors	Senior	9
5.	Harvey Broussard	Junior	6
6.	Luke McGary	Junior	4
7.	Devan Williams	Junior	3
8.	Stacy Sneed	Senior	2
9.	J'Marion Burnette	Sophomore	1
Total			78

FACING THE NATION'S BEST

» Despite throwing just three touchdowns in six games during 2024, Weigman guided the Aggies to a 5-1 record with two double-digit wins over top 10 teams. Weigman and A&M were 2-1 against top 10 teams in 2024. In three seasons with A&M, Weigman was 3-2 against top 25 teams and went 5-3 against SEC teams.

Date	Opponent	Comp.	Att.	Pct.	Yards	TD/INT	Rushes	Yards	TD	Result
Oct. 22, 2022	at South Carolina	8	15	53.3	91	0/0	1	2	0	L, 30-24
Oct. 29, 2022	#15 Ole Miss	28	44	63.6	338	4/0	3	4	0	L, 31-28
Nov. 12, 2022	at Auburn	14	36	38.9	121	1/0	8	4	0	L, 13-10
Nov. 26, 2022	#5 LSU	12	18	66.7	155	2/0	7	21	0	W, 38-23
Sept. 9, 2023	at rv Miami	31	53	58.5	336	2/2	5	29	1	L, 48-33
Sept. 23, 2023	Auburn	8	14	57.1	70	0/0	1	-6	0	W, 27-10
Aug. 31, 2024	#7 Notre Dame	12	30	40.0	100	0/2	7	26	0	L, 23-13
Oct. 5, 2024	#9 Mizzou	18	22	81.8	276	0/0	5	33	0	W, 41-10
Oct. 19, 2024	at Mississippi State	15	25	60.0	217	1/2	3	14	0	W, 34-24
Oct. 26, 2024	#8 LSU	6	18	33.3	64	0/0	6	-14	0	W, 38-23
Oct. 4, 2025	#11 Texas Tech	5	12	41.7	71	0/1	6	7	0	L, 35-11
Oct. 26	#24 Arizona State	17	22	77.3	201	1/0	21	111	2	W, 24-16
2022-present	12 Games	174	309	56.3	2,040	20/8	73	231	3	6-6

NEED TO KNOW

MISCELLANEOUS STATS

250-YARD PASSING GAMES

'22	'23	'24	'25	CAREER	STREAK
1	2	1	3	7	--

DATE	OPP	COMP	ATT	YDS	TD	INT
10/29/22	#15 Ole Miss	28	44	338	4	0
9/9/23	at Miami	31	53	336	2	2
9/16/23	ULM	25	29	337	1	0
10/5/24	#9 Missouri	18	22	276	0	0
9/27/25	at Oregon St.	20	36	270	2	1
10/11/25	at Oklahoma St.	21	30	306	2	0
11/1/25	West Virginia	25	35	309	4	2

300-YARD PASSING GAMES

'22	'23	'24	'25	CAREER	STREAK
1	2	--	2	5	--

'22	'23	'24	'25	CAREER	STREAK
4	3	2	10	19	7

GAMES WITH A TD PASS

'22	'23	'24	'25	CAREER	STREAK
2	2	1	7	13	--

GAMES WITH MULTIPLE TD PASSES

'22	'23	'24	'25	CAREER	STREAK
1	1	--	3	5	--

GAMES WITH THREE TD PASSES

'22	'23	'24	'25	CAREER	STREAK
--	2	--	7	9	1

GAMES WITH PASSING & RUSHING TD

'22	'23	'24	'25	CAREER	STREAK
--	2	--	8	10	1

GAMES WITH A RUSHING TD


'22	'23	'24	'25	CAREER	STREAK
--	2	--	8	10	1

FRITZ'S STARTING QUARTERBACKS

YEAR 1 UNDER FRITZ

A closer look at NCAA starting quarterbacks in their first season in Coach Fritz's offense at Central Missouri (1997-09), Sam Houston (2010-23), Georgia So. (2014-15), Tulane (2016-23) and UH (2024-present).

PLAYER	SEASON	COMP	ATT	YDS	TD	INT
Paul Kaiser	1997	105	225	1,470	10	11
Ryan Koob	1998	82	146	1,127	9	11
Cable Davis	2000	122	200	1,625	13	9
Dennis Gile	2001	168	297	2,471	18	12
Jimmy Sangster	2003	97	169	1,308	12	5
Toby Korrodi	2005	179	240	2,006	23	2
Eric Czerniewski	2007	148	268	1,741	14	10
Brian Bell	2010	110	205	1,381	7	4
Kevin Ellison	2014	71	128	1,001	5	3
Glen Cuiellette	2016	101	237	1,309	10	8
Jonathan Banks	2017	124	219	1,797	12	5
Justin McMillan	2019	183	314	2,444	17	10
Michael Pratt	2020	140	254	1,806	20	8
Z. Chriss-Gremillion	2024	83	130	824	4	8
C. Weigman	2025	204	319	2,475	21	9
14 Players		1,917	3,351	24,785	195	115



Current UH Football Offensive Assistant **Brian Bell** passed for 1,381 yards under Head Coach **Willie Fritz** in Bell's first season with Fritz in 2010.

BY THE NUMBERS

	Overall	Big 12	Under Fritz	Streak
Record	9-3	6-3	13-11	W1
At Home	3-3	2-3	6-6	L2
On the Road	6-0	4-0	7-5	W6
Neutral	0-0	0-0	0-0	W2
August	1-0	0-0	1-1	W1
September	3-0	1-0	4-3	W3
October	3-1	3-1	5-2	W3
November	2-2	2-2	3-5	W1
December	0-0	0-0	0-0	W2
vs. Unranked Opponents	8-2	5-2	11-8	W1
vs. Ranked Opponents	1-1	1-1	2-3	W1
Record in Games...				
Decided by 7 points or less	4-1	3-1	6-2	W1
Decided by 3 points or less	3-1	2-1	4-1	L1
Day Games	3-2	3-2	4-4	W1
Night Games	6-1	3-1	9-7	W2
Record When Scoring...				
Less than 21 points	0-2	0-2	1-10	L5
21+ points	9-1	6-1	12-1	W2
30+ points	6-1	5-1	8-1	W2
40+ points	0-0	0-0	0-0	W1
50+ points	0-0	0-0	0-0	L1
Record When Allowing...				
Less than 14 points	2-0	0-0	4-0	W22
Less than 24 points	5-1	3-1	9-4	L1
24+ points	4-2	3-2	4-7	W2
Record When...				
Scoring first	4-0	3-0	6-1	W4
Opponents score first	5-3	3-3	7-10	L1
Leading after 1Q	5-0	4-0	7-0	W7
Trailing after 1Q	3-3	2-3	5-9	L1
Leading at halftime	7-0	5-0	9-0	W9
Trailing at halftime	2-2	1-2	3-10	L1
Leading after the 3Q	7-0	5-0	9-0	W10
Trailing after the 3Q	2-2	1-2	4-10	W1
In overtime games	1-0	0-0	1-0	W1
Record With...				
400+ yards of total offense	4-1	4-1	4-1	W2
500+ yards of total offense	0-0	0-0	0-0	W1
Less than 100 yards rushing	1-1	0-1	1-6	L1
100+ yards rushing	8-2	6-2	12-6	W1
200+ yards rushing	5-1	4-1	8-2	W1
250+ yards rushing	0-0	0-0	0-0	W2
Less than 200 yards passing	3-2	1-2	7-7	L1
200+ yards passing	6-1	5-1	6-3	W2
300+ yards passing	1-1	1-1	1-1	L1
400+ yards passing	0-0	0-0	0-0	W1
A 100-yard rusher	4-1	3-1	4-1	W1
A 200-yard rusher	0-0	0-0	0-0	W5
Record When Allowing...				
200+ total yards	8-3	6-3	11-11	W1
300+ total yards	5-3	4-3	7-10	W1
400+ total yards	2-3	2-3	2-4	W1
Less than 100 rush yards	4-0	3-0	8-1	W8
100+ rush yards	5-3	3-3	5-10	W1
200+ rush yards	0-2	0-2	0-4	L8
Less than 200 pass yards	4-1	2-1	5-5	W1
200+ pass yards	5-2	4-2	8-6	W1
300+ pass yards	2-1	2-1	2-1	W2
400+ pass yards	0-0	0-0	0-0	L1
A 100-yard rusher	0-3	0-3	0-7	L11
Record When Having...				
No turnovers	6-0	4-0	8-0	W9
No takeaways	2-2	1-2	2-5	L1
Won turnover battle	6-1	4-1	10-1	W1
Lost turnover battle	2-2	1-2	2-10	W1

OFFENSIVE OVERVIEW

» Houston's offense will take new form during 2025 under the direction of first-year offensive coordinator **Slade Nagle** who rejoins head coach **Willie Fritz** following one season at LSU as the tight ends coach but spent 2023 season at Tulane as the offensive coordinator and his first seven seasons with Coach Fritz as the tight ends coach at Tulane. Nagle plans to call a balanced offense where the Cougars run and pass the ball approximately 50% of the time.

» The Cougars return seven starters on offense including quarterback **Zeon Chriss-Gremillion**, running back **Re'Shaun Sanford**, wide receiver **Boogie Johnson** and center **Demetrius Hunter**. For its share of new faces, Houston's running backs room returns four student-athletes who saw significant time a season ago. In total, 89.2% of Houston's rushing yards from 2024 are back.

QUARTERBACK

» Houston quarterback **Conner Weigman**, who joins the Cougars from Texas A&M and took snaps on the first team in the spring and summer. The signal caller showed flashes of excellence at Texas A&M before battling injuries in his final two seasons in College Station. He leads a room which is joined by junior returner **Zeon Chriss-Gremillion** who led the 2024 Cougars in rushing touchdowns and tied for the team lead in passing touchdowns. Freshman protege **Austin Carlisle** showed glimpses of his star potential during Spring Ball with bursts of speed and highlight plays including hurdling a defender in the Spring Game. Carlisle is EA Sports College Football 26's fastest rated quarterback in the game with a 92 speed. Carlisle saw his first action of his career in the fourth quarter at Oklahoma State – rushing three times for 25 yards.

» **Conner Weigman (Jr.)** – Surpassed his single-season passing total at Oklahoma State with his fourth-career 300-yard passing game ... Tied his single-season passing TD total with two-touchdown passes at Oklahoma State for eight passing TDs through Week 7 ... Joined Houston after three seasons at Texas A&M (2022-24) ... 15 career games played and 13 starts for the Aggies (790 snaps) ... Career: 219 of 365 (60.0%) for 2,694 passing yards ...19-7 career passing TD-interception ratio ... 13-0 passing TD-interception ratio over first six games ... Career vs. SEC: 109 of 192 (56.5%) for 1,332 yards with 8-2 TD-INT ratio ... In 2024: 64 of 114 (56.1%) for 819 yards and three passing TDs ... one of five QBs with 80%+ completion vs. AP Top 10 team in '24 (min. 20 attempts) ... former five-star recruit.

» **Zeon Chriss-Gremillion (Jr.)** – Played in 11 of 12 games including seven starts ... led team with four rushing touchdowns ... tied for team lead with four passing touchdowns... 11 of 11 passing for 103 yards with 75 rushing yards and two total TDs vs. #17/15 Kansas State (Nov. 2) ... Big 12 co-Newcomer of the Week vs. #17/15 Kansas State ... Manning Award Star of the Week and Davey O'Brien Great 8 vs. #17/15 Kansas State ... 23rd FBS quarterback since 1996 to complete all passes in a game (min. 10 attempts) ... 13th underclassmen to accomplish the feat ... first UH QB in program history to complete all passes in a game (min. 10 attempts).

RUNNING BACK

» After entering the season with five healthy running backs, Houston has had to utilize senior transfer **Dean Connors** as the team's workhorse, taking 65% of the running back rushes through Week 7. Connors leads the team with 438 rushing yards.

Houston lost sophomore **Re'Shaun Sanford II** for the season before Week 1 due to a knee injury, Sanford led the running backs room in touchdowns after missing the entire 2023 season due to injury. Sophomore **J'Marion Burnette** hurt his thumb in an off-the-field incident and was sidelined forcing Connors and senior **Stacy Sneed** to carry the bulk of the running back snaps.



Senior **Dean Connors** continues to be the preferred running back for Houston following injuries to two of his fellow backs. Connors' **851 rushing yards** ranks seventh among Big 12 rushers.

OFFENSIVE OVERVIEW

TIGHT END

» One of the most-improved position groups ahead of the 2025 season, the Cougars made major waves during the offseason with the additions of **Tanner Koziol** and **Luke McGary**, arguably the two best tight ends in the transfer portal this winter. Koziol, was rated the second-highest tight end in the EA Sports' College Football 26 video game and named a Phil Steele Preseason All-Big 12 Fourth Team selection. Koziol's 26 contested catches in 2024 led all tight ends.

WIDE RECEIVER

» Opportunities abound for Houston's wide receivers room heading into 2024. The Cougars return 42.8% of receiving yards from a season ago. Senior **Stephon Johnson** is the only returning Cougar that hauled in multiple touchdowns among the Cougars 12 total returners during 2024 but four of the six pass catchers with a receiving touchdown in 2024 return.

» Talented junior **Devan Williams**, who hauled in a touchdown catch at TCU returns along with swiss army knife **Mekhi Mews** who caught a touchdown pass and returned a punt for a touchdown. Star freshman **Koby Young** returns after missing 11 games due to injury. The additions of highly touted transfer receivers **Amare Thomas** (UAB) and **Harvey Broussard** (Louisiana) bolster the air attack.

» Thomas leads Houston receivers with 441 receiving yards and is tied for the most touchdowns (2) while his 19.1 yards per reception ranks fifth in the Big 12.

OFFENSIVE LINE

» Houston Offensive Line Coach **Eman Naghavi** enters year three on the Houston Football coaching staff. Naghavi will be tasked with breaking in a new-look group for the second consecutive season. The Cougars lost three of their five starters from a season ago.

» Houston's 205 games played from it's o-line makes the Cougars one of four schools in Texas with an o-line room that has combined for 200+ games played and one of three teams in the Big 12 with 200+ games played by offensive linemen.

REMEMBERING COACH HESTER



Director of Strength and Performance **Kurt Hester** passed away after a battle with Stage IV melanoma on Oct. 25.

"Kurt showed his unbreakable spirit every day," Houston Football head coach Willie Fritz said. "He had a tremendously positive influence on every single person in our program and on this program as a whole. Kurt was fortunate enough to love what he did for a living and had an unbelievable impact on so many people across so many programs. Kurt had his family, faith and football and that's what he cared about."

Death is undefeated, but Coach Hester took it to multiple overtimes.

Hester is survived by his wife, Seana, and children Sydney, Rieleah and Remy. He was 61.

Hester had been nominated to the 2025 Capital One Orange Bowl-FWAA Cougar Award on Oct. 22.

The 61-year-old was diagnosed with melanoma in February and given four to six weeks to live. Hester had seen improvement with the cancer receding but was hospitalized ahead of Houston's game against Arizona with an infection.

FUTURE OPPONENTS

2026	Oregon State, Southern, at Georgia Southern
2027	vs. LSU (NRG), Prairie View, Georgia Southern
2028	at UNLV, Oklahoma
2029	TBD
2030	at Boise State
2031	Boise State

SINCE 2008

PASSING YARDS		
Rank	Team	Total
1.	Texas Tech	75,570
2.	Oklahoma	68,642
3.	Washington State	67,791
4.	Houston	65,996

PASSING COMPLETIONS		
Rank	Team	Total
1.	Texas Tech	6,529
2.	Washington State	6,212
3.	Houston	5,455

PASSING TOUCHDOWNS		
Rank	Team	Total
1.	Texas Tech	590
2.	Oklahoma	576
3.	Ohio State	565
4.	Alabama	531
5.	USC	529
6.	Oregon	528
7.	Houston	522

POINTS		
Rank	Team	Total
1.	Alabama	9,317
2.	Oregon	9,289
3.	Oklahoma	9,149
4.	Ohio State	8,996
5.	Clemson	8,474
6.	Boise State	8,343
7.	Georgia	8,238
8.	Oklahoma State	8,152
9.	Texas Tech	8,018
10.	Baylor	7,831
11.	Houston	7,750

TOTAL OFFENSE		
Rank	Team	Total
1.	Oklahoma	114,533
2.	Oregon	112,741
3.	Alabama	110,803
4.	Clemson	108,024
5.	Texas Tech	107,862
6.	Ohio State	107,609
7.	Baylor	106,351
8.	Oklahoma State	104,934
9.	Georgia	104,177
10.	Boise State	103,308
11.	Houston	102,045

RECORD WATCH

CHASING HISTORY

» Senior tight end **Tanner Koziol** is chasing many great Houston tight ends with two regular season games, plus a bowl game this postseason to leave his name in the record book.

» Koziol's 65 receptions, 651 receiving yards and five receiving touchdowns are the most by a Cougar tight end since Mark Hafner in 2008.

Rk.	Receptions	Name	Year
1	86	Mark Hafner	2008
2	65	Tanner Koziol	2025
3	45	Riley Odoms	1971
4	40	Mark Hafner	2007

Rk.	Rec. Yards	Name	Year
1	907	Mark Hafner	2008
2	730	Riley Odoms	1971
3	651	Tanner Koziol	2025
4	646	Don Bass	1975
5	580	Riley Odoms	1977

Rk.	Touchdowns	Name	Year
1	11	Mark Hafner	2008
2	8	Riley Odoms	1971
3	5	Tanner Koziol	2025
	5	Carl Hilton	1985
	5	Carl Hilton	1984

» Koziol is chasing down Mark Hafner, Houston's greatest tight end in all three major categories, receptions, yards and touchdowns.

» Koziol needs 28 receptions to tie Hafner's receptions record by a UH tight end.

» Koziol needs 315 receiving yards to tie Hafner's receiving yards record by a UH tight end.

» Koziol needs six touchdowns to tie Hafner's receiving touchdowns record by a UH tight end.

AMAZING AMARE

» Junior wide receiver **Amare Thomas** has been filling up the stats sheet for the Cougars in his first season in the Scarlet and White. Thomas leads Houston in receiving yards and receiving touchdowns.

» Thomas' 809 receiving yards are the most since Samuel Brown in 2023. Thomas is looking to record the 24th 1,000-yard season in program history.

» Thomas is one of 17 Cougars since 1996 with 700+ receiving yards and 7+ receiving touchdowns in the same season and the first since **Tank Dell** in 2022.

Rk.	Rec. Yards	Rec. TD	Name	Year
11	1026	9	Tyron Carrier	2008
12	1019	9	Marquez Stevenson	2018
13	979	8	Vincent Marshall	2006
14	907	9	Marquez Stevenson	2019
15	812	7	Vincent Marshall	2003
16	809	9	Amare Thomas	2025
17	772	8	Orlando Iglesias	1998



TE TANNER KOZIOL

65

Receptions leads FBS tight ends and is 26th nationally among WR and TE

17

Contested catches, leads FBS tight ends and is eight more than the next TE

2

Drops ranks 13th by FBS tight ends with at least 40 targets

651

Receiving yards ranks 3rd nationally among tight ends

AS A SENIOR (2025)

- » All-America First Team, *PFSN*
- » Five receiving touchdowns ranks 3rd in FBS by a tight end
- » 651 receiving yards is third nationally by an FBS tight end
- » Team leader in receptions (65), which leads all FBS tight ends
- » Third-career 100-yard receiving game at Arizona State (100 yards)

PRIOR TO HOUSTON

- » Spent four seasons at Ball State (2021-24) appearing in three for the Cardinals before transferring to Wisconsin for Spring Ball 2025
- » Spent three seasons at Ball State and the Spring of 2025 at Wisconsin
- » 2024 Group of 5 All-American by HERO Sports (first team)
- » 2024 All-America by College Football Network (third team)
- » 2024 All-MAC second team
- » 2024 Preseason All-MAC (third team by Athlon Sports and Phil Steele College Football Preview)
- » 2023 Preseason Group of 5 All-American by HERO Sports (third team)
- » 2023 All-MAC third team
- » 2023 Preseason All-MAC (second team by Athlon Sports, College Football Network and Pro Football Focus)
- » 2022 College Football News Freshman All-American (third team)
- » 2022 All-MAC first team
- » Ranked fourth nationally in 2024 in receptions per game with 7.8
- » Broke the Ball State single-season and career receptions records by a tight end in 2024

High School

- » 1,110 career receiving yards and 22 touchdowns
- » 35 receptions for 389 yards and 13 touchdowns as a senior at Mt. Vernon
- » Broke the Mt. Vernon single-season touchdown record with 13 TDs

MISCELLANEOUS OFFENSIVE STATS (DIVISION I ONLY)

100+ RUSHING YARD GAMES

Dean Connors (7)					
Date	Opponent	Att.	Yards	TD	W/L
10/19/23	Rice at Tulsa	9	120	3	W
11/18/23	Rice vs. Charlotte	19	184	0	W
9/7/24	Rice vs. Texas Southern	9	113	3	W
9/28/24	Rice vs. Charlotte	14	121	0	L
11/2/24	Rice vs. Navy	18	105	2	W
9/6/25	Houston at Rice	13	132	2	W
10/18/25	Houston vs. Arizona	20	100	0	W

Conner Weigman (3)					
Date	Opponent	Att.	Yards	TD	W/L
10/25/25	at Arizona State	21	111	2	W
11/22/25	vs TCU	15	114	0	L
11/29/25	at Baylor	22	121	2	W

Stacy Sneed (2)					
Date	Opponent	Att.	Yards	TD	W/L
10/22/22	at Navy	20	100	0	W
11/12/22	Temple	11	143	2	W

Zeon Chriss-Gremillion (2)					
Date	Opponent	Att.	Yards	TD	W/L
9/16/23	Louisiana at UAB	6	103	2	W
10/21/23	Louisiana vs. Georgia State	17	119	0	L

GAMES WITH A RUSHING TD

Player	'20	'21	'22	'23	'24	'25	Career
Dean Connors				4	6	4	14
Conner Weigman				2		8	10
Zeon Chriss-Gremillion				4	3		7
Stacy Sneed			3	1	1		5
Re'Shaun Sanford					1		1

GAMES WITH MULTIPLE RUSHING TDS

Player	'20	'21	'22	'23	'24	'25	Career
Dean Connors				2	2	1	5
Conner Weigman						3	3
Zeon Chriss-Gremillion				2	1		3
Stacy Sneed			2				2

100+ YARD RECEIVING GAMES

Tanner Koziol (3)						
Date	Opponent	Rec.	Yards	TD	W/L	
9/21/24	Ball State at Central Michigan	9	112	1	L	
10/5/24	Ball State vs. Western Michigan	9	102	0	L	
10/25/25	Houston at Arizona State	7	100	1	W	

Amare Thomas (3)						
Date	Opponent	Rec.	Yards	TD	W/L	
9/27/25	Houston at Oregon State	6	104	0	W	
10/11/25	Houston at Oklahoma State	7	157	0	W	
11/7/25	Houston at UCF	5	103	1	W	

Dean Connors (1)						
Date	Opponent	Rec.	Yards	TD	W/L	
10/12/24	Rice vs. UTSA	5	109	1	W	

Stephon Johnson (1)						
Date	Opponent	Rec.	Yards	TD	W/L	
9/12/25	Houston vs. Colorado	5	117	0	W	

Marquis Shoulders (1)						
Date	Opponent	Rec.	Yards	TD	W/L	
8/31/23	Tulsa vs. Ark.-Pine Bluff	5	132	2	W	

GAMES WITH A RECEIVING TD

Player	'20	'21	'22	'23	'24	'25	Career
Tanner Koziol			6	3	7	5	21
Amare Thomas				3	6	7	16
Stephon Johnson			2	2	2	2	8
Dean Connors			1	2	2	3	8
Harvey Broussard				2	3	1	6
Marquis Shoulders			1	3			4
Devan Williams				2	1		3
Stacy Sneed				1	1		2
Mekhi Mews				1	1		2
Jayden York				1			1
J'Marion Burnette						1	1

CONSECUTIVE GAMES WITH A CATCH

Player	Current Streak	Long
Tanner Koziol	26	26
Dean Connors	25	25
Amare Thomas	12	21
Stephon Johnson	5	16
DJ Butler	3	3
Stacy Sneed	1	14
Harvey Broussard	--	11
Devan Williams	--	9
Luke McGary	--	6
Mekhi Mews	--	4
Koby Young	--	4
Re'Shaun Sanford II	--	3
Marquis Shoulders	--	4
Jaquise Martin	--	3
JayShon Ridgle	--	2
Jayden York	--	2
J'Marion Burnette	--	1
Traville Frederick Jr.	--	1
Zeon Chriss-Gremillion	--	1



WR AMARE THOMAS

3

Touchdown receptions of 50+ yards

Receiving touchdowns is second-most by a Big 12 wide receiver

10

Receiving grade ranks 28th in nationally among WR on plays of 20+ yards (8-13 trgt.)

99.0

906

Yards on 59 receptions, the 3rd-most yards by a Big 12 receiver in 2025

AS A JUNIOR (2025)

- » 10 receiving TDs – 2nd most in Big 12, and 2nd most in Power 4
- » Team leader in receiving yards (906), ranking 2nd in the Big 12, 13th in Power 4
- » Three receiving touchdowns of 50+ yards
- » First-career three receiving touchdown game vs. West Virginia (Nov. 1)
- » Recorded third-career two receiving touchdown game (Oct. 18 vs. Arizona)

PRIOR TO HOUSTON

- » Spent two seasons at UAB (2023-24)
- » Career: 115 receptions for 1,107 receiving yards and 11 receiving TDs
- » 115 receptions rank seventh in UAB school history
- » 11 receiving TDs rank ninth in UAB school history
- » Averaged 46.1 career receiving yards/game and 4.8 catches/game
- » Receptions in 22 of 24 career games played
- » Multiple receptions in 20 games
- » One of five FBS underclassmen with 100 catches, 1,000 receiving yards and 10 TDs between 2023-24 seasons
- » Six games with 8+ receptions between 2023-24 ranked 22nd nationally
- » 20 games with 3+ receptions between 2023-24 ranked 25th nationally
- » 2024 American Athletic Conference Honorable Mention
- » 62 catches ranked fourth in UAB single-season history
- » Eight receiving TDs ranked third in The American during 2024 regular season
- » Multi-touchdown reception games at USF (Oct. 19) and vs. Tulsa (Nov. 2)

High School

- » Prepped at Pinson Valley
- » Led team to 2020 6A State Championship
- » Helped team to 10-4 record in 2021
- » 6A First-Team All-Metro

DEFENSIVE OVERVIEW



The 2025 season is **Austin Armstrong**'s ninth coaching Division I football and fifth as the defensive coordinator. In Armstrong's first season at Florida, the Gators ranked second to last in FBS in "Havoc Plays" (turnovers forced), in 2024 the Gators forced 25 Havoc Plays, 14th in FBS, the largest year-to-year improvement in FBS.

» The Cougars have not skipped a beat under first-year Defensive Coordinator **Austin Armstrong** to maintain one of the best defenses in the country that allowed the ninth-fewest first downs nationally (214) and just 324.8 yards per game a season ago, ranking 25th nationally, and 22.9 points per game, which ranked 40th nationally in 2024.

» Houston has relied on senior returning interior lineman **Carlos Allen Jr.**, to be a bully in the trenches with new-comer **Khalil Laufau**. The two have played 272 combined snaps and posted 27 total tackles and 2.5 tackles for loss. The two have plugged running lanes and allowed linebackers **Jalen Garner** and **Sione Fotu** to post strong tackle numbers at or near the line of scrimmage and hold opposing teams to just 104 rushing yards per game.

» Houston's biggest surprise on defense from the newcomer group has been **Eddie Walls III** whose 4.5 tackles for loss and two sacks leads the team in both categories. Walls has played a team-high 141 snaps at field end and has posted 12 total tackles.

» Through Week 7, Houston's defense grades out as a top 11 defense by PFF (91.9 grade) thanks to holding opponents to 17.5 points per game.

DEFENSIVE LINE

» Following the departures of **Keith Cooper Jr.**, (8.5 TFLs) and **Anthony Holmes Jr.**, (8.5 TFLs), the Cougars will look refreshed up front with veterans supplemented by talented newcomers. Senior **Carlos Allen Jr.** has done everything asked of him and then-some leading the team in tackles (43) and the Big 12 in run-stops per run (9.9%). Allen's 43 tackles ranks second-most nationally among defensive linemen.

» The Cougars big the transfer portal additions of senior **Eddie Walls III** (FIU) and junior **Khalil Laufau** (Washington State) have provided Houston with one of the best defenses and defensive lines in the country allowing the 25th fewest total yards in the country.



Houston defensive back **Wrook Brown**'s 82.8 defense grade by PFF ranks 7th in the Big 12 among defensive backs with at least 400 snaps played. Brown's 90.2 tackling grade is second among Big 12 defensive backs.

SINCE 2008

INTERCEPTIONS

Rank	Team	Total
1.	Iowa	278
2.	Alabama	271
	Clemson	271
	Oregon	271
5.	Boise State	255
6.	Ohio State	251
7.	Florida	249
8.	Louisiana Tech	246
9.	Houston	243
	Oklahoma	243

INTERCEPTION RETURN YARDS

Rank	Team	Total
1.	Alabama	4,279
2.	Iowa	4,002
3.	Houston	3,807
4.	Clemson	3,797

TURNOVERS FORCED

Rank	Team	Total
1.	Oregon	437
2.	Clemson	434
3.	Boise State	424
4.	Alabama	420
5.	Louisiana Tech	418
6.	Oklahoma State	416
7.	Houston	410
	Ohio State	410
9.	Iowa	408
	Utah	408

KICKOFF RETURN TOUCHDOWNS

Rank	Team	Total
1.	Kansas State	27
2.	Houston	20
3.	San Diego State	19

CAREER LEADERS (DIVISION I)

TACKLES

Rank	Player, Class	Tackles
1.	Wrook Brown, Sr.	176
4.	Eddie Walls, Sr.	167
3.	Carlos Allen Jr., Sr.	166
2.	Marc Stampley II, Sr.	152
5.	Kentrell Webb, Jr.	144

TACKLES FOR LOSS

Rank	Player, Class	TFL
1.	Eddie Walls, Sr.	34.0
2.	Carlos Allen Jr., Sr.	23.5
3.	Brandon Mack, Sr.	15.0
4.	Quindario Lee, Sr.	14.0
5.	Myles Parker, Jr.	12.5

SACKS

Rank	Player, Class	Sacks
1.	Eddie Walls, Sr.	17.5
2.	Brandon Mack, Sr.	8.0
3.	Carlos Allen Jr., Sr.	7.0
4.	Khalil Laufau, Jr.	5.0
	Corey Platt Jr., Sr.	5.0

INTERCEPTIONS

Rank	Player, Class	INT
1.	Wrook Brown, Sr.	8
2.	Marc Stampley, Sr.	7
3.	Will James, So.	3

DEFENSIVE OVERVIEW

JACK

» The “JACK” position replaces the “DOG” position in Houston’s defense this season. Commonly known as the “edge rusher,” the starting position will be a battle between five Cougars including two returners. Junior **Brandon Mack II**, who enters his seventh season of college football and reclassified to a junior, is the assumed starter after starting 10 games a season ago. Mack’s 74.6 run defense grade through Week 7 is third-best among edge defenders in the Big 12.

» Fellow junior **Latreveon McCutchin** is back for his fourth season with the program while true freshmen **Chance Bryant**, **Sheldon Rice** and **Caleb Augustus** bring the youth to the group. McCutchin recorded his first-career interception at Oklahoma State.

LINEBACKER

» Houston senior **Jalen Garner** anchors a linebacker unit under the direction of **James Ross III**. Garner’s 42 tackles is second on the team through Week 7.

» The big boost to the squad comes from **Corey Platt Jr.**, who returns after missing 2024 due to injury. Platt’s “addition” is compounded by six newcomers including and Big 12 transfer **Sione Fotu** (Utah). Freshmen additions **Tristan Jackson** and **Richmond Ugochukwu** will bring solid depth to the group.

DEFENSIVE BACK

» The Cougars enter the 2025 season under the direction of first-year Defensive Backs Coach, and 247Sports 30 Under 30 recipient, **PJ Hall** along with second-year DBs Coach **Josh Christian-Young** as Houston looks to continue its stingy no-fly-zone mindset after ranking 28th nationally in passing yards allowed per game (188.8).

» Senior **Latrell McCutchin Sr.**, has posted the sixth-lowest reception percentage among Texas cornerbacks (52.6%), allowing just 10 receptions through six games. The Austin, Texas native’s 77.2 defense grade by Pro Football Focus ranks second among Texas cornerbacks with at least 245 snaps played. McCutchin’s 25 tackles ranks fifth on the team. The cornerback was named a Dave Campbell’s Texas Football Midseason All-Texas Second Team selection ahead of the Houston-Arizona matchup.

» Junior **Kentrell Webb** will stay at strong safety following an impressive first season at Houston. Six new safeties joined the Cougars in the offseason, with **Wrook Brown** coming to Houston with fellow Wyoming Cowboy **Keany Parks** (cornerback). Senior **Zelmar Vedder** brings multiple years of D1 experience at cornerback from Sacramento State.



Will James has quickly shown he is one of the top defenders in FBS with an 86.1 defense grade which ranks 9th in the Big 12 and 3rd among Big 12 cornerbacks.

SPECIAL TEAMS OVERVIEW



Sophomore punter **Liam Dougherty** averages 4.05 seconds of hangtime on his 50 punts averaging 44.3 yards per punt. The left-footed punter has tallied 14 punts of 50+ yards, matching his 2024 total, and placed 18 punts inside the 20-yard line.

Head Coach **Willie Fritz**’s teams have historically prided themselves on success in special teams and the aim will be no different in 2025 under Special Teams Coordinator **Chris Couch**. The Cougars return primary punter **Liam Dougherty** who had 18 punts inside the 20-yard line and 41.9 yards per punt with 10 punts of 50+ yards. At snapper, **Jacob Garza** is back for his sixth season with the program. Two transfer place kickers will battle for the starting role. **Ethan Sanchez** (Old Dominion) and **Zac Yoakam** (Notre Dame).

» Through Week 7, Houston’s special teams unit grades out as the eighth-best unit in FBS and the seventh-best in Power 4 (90.1 grade).

PLACEKICKER

» **Ethan Sanchez (Sr.)** – 47 career games played ... 54 of 70 on field goals for career ... 135 of 140 on extra points for career ... Two-time Big 12 Special Teams Player of the Week ... Ranks third nationally with 19 made field goals ... one of two kickers nationally with multiple 4+ field goal games ... Made a career-high 5 field goals against Colorado, the second-most by a Cougar kicker in school history ... Made four field goals at Oklahoma State ... Joined Houston after three seasons at Old Dominion (2022-24) ... Appeared in 12 games at place kicker in 2024 ... 11 of 12 on field goals ... 11 of 11 on fields goals inside 50 yards.

» **Zac Yoakam (Sr.)** – Joined Houston after three seasons at Notre Dame (2022-24) ... kicked in 20 games for the Fighting Irish, playing in all 13 games as a freshman in 2022 ... Primary kickoff specialist for Houston.

PUNTER

» **Liam Dougherty (So.)** – Phil Steele Preseason All-Big 12 Fourth-Team ... 4.06 average hangtime on his 57 punts ... 16 snaps across first six games as holder ... 3.5 yards per return was lowest in Big 12 (min. 10 punts) ... first career football game played vs. UNLV (Aug. 31) ... 18 punts inside the 20-yard line ... 41.9 yards per punt ... 10 punts of 50+ yards ... forced 22 fair catch signals (ranked third in Big 12).

LONG SNAPPER

» **Jacob Garza (Sr.)** – Primary punt long snapper the past three seasons.

PUNT/KICK RETURNER

» **Mekhi Mews (Sr.)** – A Preseason First-Team Specialist by Athlon Sports ... Appeared in all 12 games in 2024 ... paced team in punt return yards (132) ... one punt return for touchdown ... 75.1 PFF punt return grade ranked fourth in Big 12.

PRESEASON & IN-SEASON HONORS

CARLOS ALLEN JR., SR, DL
» East-West Shrine Bowl 1000
» 2025 Phil Steele Preseason All-Big 12 Fourth Team
» 2025 Athlon Sports All-Big 12 Second Team
» 2025 Pick Six Previews Preseason All-Big 12 Third Team
» Dave Campbell's Texas Football Midseason All-Texas First Team

JORDAN ALLEN, SO., DB
» Dave Campbell's Texas Football Midseason All-Texas Second Team

HARVEY BROUSSARD III, JR, WR
» East-West Shrine Bowl 1000

DEAN CONNORS, SR, RB
» East-West Shrine Bowl 1000
» 2025 Dave Campbell's Texas Football All-Texas First Team
» 2025 Athlon Sports All-Big 12 Fourth Team
» Dave Campbell's Texas Football Midseason All-Texas Second Team

LIAM DOUGHERTY, SO, P
» 2025 Dave Campbell's Texas Football All-Texas First Team
» 2025 Phil Steele Preseason All-Big 12 Fourth Team

SIONE FOTU, JR, LB
» Polynesian Player of the Year watch list
» Big 12 Defensive Player of the Week | Sept. 29

JACOB GARZA, SR, LS
» NFF William V. Campbell Trophy Semifinalist

DEMETRIUS HUNTER, JR, C
» Rimington Award watch list

WILL JAMES, SO, DB
» PFF National Team of the Week | Nov. 24
» Big 12 Defensive Player of the Week | Nov. 24

STEPHON JOHNSON JR., SR, WR
» 2025 Athlon Sports All-Big 12 Fourth Team

TANNER KOZIOL, SR, TE
» East-West Shrine Bowl 1000
» East-West Shrine Bowl invitee
» 2025 Phil Steele Preseason All-Big 12 Fourth Team
» 2025 Athlon Sports All-Big 12 Third Team
» Biletnikoff Award watch list
» John Mackey Award Semifinalist
» Senior Bowl invitee
» John Mackey Tight End of the Week | Sept. 30

KHALIL LAUFAU, JR, DL
» Polynesian Player of the Year Watch List
» Dave Campbell's Texas Football Midseason All-Texas Second Team

LATRELL MCCUTCHIN SR., SR, DB
» 2025 Pick Six Previews Preseason All-Big 12 Third Team
» Dave Campbell's Texas Football Midseason All-Texas First Team

DALTON MERRYMAN, SR, OL
» East-West Shrine Bowl 1000

MEKHI MEWS, SR, KR
» 2025 Athlon Sports All-Big 12 First Team
» Hornung Award watch list

COREY PLATT JR., SO, LB
» Comeback Player of the Year semifinalist

ETHAN SANCHEZ, SR, K
» Big 12 Special Teams Player of the Week | Sept. 12
» Big 12 Special Teams Player of the Week | Oct. 13
» Big 12 Special Teams Player of the Week | Oct. 20
» Lou Groza Star of the Week | Sept. 12
» Dave Campbell's Texas Football Midseason All-Texas First Team

MARC STAMPLEY II, JR, DB
» East-West Shrine Bowl 1000

AMARE THOMAS, JR, WR
» East-West Shrine Bowl 1000
» Biletnikoff Award watch list

EDDIE WALLS III, SR, DL
» Big 12 Defensive Player of the Week | Oct. 27

KENTRELL WEBB, JR, DB
» 2025 Athlon Sports All-Big 12 Fourth Team

CONNER WEIGMAN, JR, QB
» East-West Shrine Bowl 1000
» Johnny Unitas Award watch list
» Earl Campbell Tyler Rose Award watch list
» Comeback Player of the Year semifinalist
» Johnny Unitas Golden Arm Award
» Jason Witten Man of the Year nominee
» Davey O'Brien Great 8: Week 8
» Davey O'Brien Great 8: Week 9
» Big 12 Offensive Player of the Week | Oct. 20
» Big 12 Offensive Player of the Week | Oct. 27

POSTSEASON HONORS

CARLOS ALLEN JR., SR, DL
» All-Big 12 Second Team
» All-Big 12 Second Team, *Associated Press*
» All-Texas Second Team, *Dave Campbell's Texas Football*

WROOK BROWN, SR, DB
» All-Texas Second Team, *Dave Campbell's Texas Football*

DEAN CONNORS, SR, RB
» All-Big 12 Honorable Mention

JACOB GARZA, SR, LS
» All-Big 12 Second Team

WILL JAMES, SO, DB
» All-Big 12 Second Team
» All-Texas Second Team, *Dave Campbell's Texas Football*

TANNER KOZIOL, SR, TE
» All-America Second Team, *PFSN*
» All-Big 12 First Team
» All-Big 12 Second Team, *Associated Press*
» All-Texas Second Team, *Dave Campbell's Texas Football*

LATRELL MCCUTCHIN SR., SR, DB
» All-Big 12 Second Team
» All-Big 12 Second Team, *Associated Press*

ETHAN SANCHEZ, SR, K
» All-Texas First Team, *Dave Campbell's Texas Football*

AMARE THOMAS, JR, WR
» All-Big 12 First Team
» All-Big 12 First Team, *Associated Press*
» All-Texas Second Team, *Dave Campbell's Texas Football*

EDDIE WALLS III, SR, DL
» All-Big 12 Second Team

#NFLCOOGS

Name, Pos.	NFL Team
Kyle Allen, QB	Detroit Lions
Ajani Carter, DB+	Houston Texans
Keith Cooper, DE^	Cleveland Browns
Tank Dell, WR+	Houston Texans
Art Green, CB+	New York Giants
Logan Hall, DL	Tampa Bay Buccaneers
Josh Jones, OT/OG	Seattle Seahawks
Marcus Jones, DB	New England Patriots
Case Keenum, QB	Chicago Bears
Ed Oliver, DT+	Buffalo Bills
Gervarrius Owens, S^	Chicago Bears
Patrick Paul, OL	Miami Dolphins
Elandon Roberts, LB	Las Vegas Raiders
Grant Stuard, LB	Detroit Lions
Clayton Tune, QB^	Green Bay Packers
Payton Turner, DE+	Dallas Cowboys
Demarion Williams, CB^	Tampa Bay Buccaneers

+ Indicates on Reserve or PUP
^ Denotes on Practice Squad

UNIFORM TRACKER

Take a closer look at Houston Football's uniform combinations and success in each fit during the **Willie Fritz** era (2024-present).

Helmet-Jersey-Pants	Record
Red-White-Red	1-2
Red-Red-White	3-0
Red-White-White	1-0
Red-Red-Red	1-2
Red-Black-Black	--
White-Black-Black\$+	1-1
White-White-White+	2-2
White-Red-White+	0-1
White-White-Red	2-0
White-Red-Red+	1-0
White-Black-White	--
White-White-Black\$	1-1
White-Blue-White+	0-2

+ 2-5 with script Houston
^ 0-0 with Cougar script
\$ 1-1 with black UH logo

2025 UNIFORM TRACKER

Stephen F. Austin	Red-Red-White
at Rice	White-White-White
Colorado	Red-Red-Red
at Oregon State	White-White-Red
Texas Tech +	White-Blue-White
at Oklahoma State +	White-White-White
Arizona +	White-Red-Red
at Arizona State	Red-White-Red
West Virginia +	White-Black-Black
at UCF	White-White-Red
TCU	Red-Red-Red
at Baylor	Red-White-White

NUMERICAL ROSTER

ALPHABETICAL ROSTER

NO	NAME	POS	No.	Player	Pos.	Ht.	Wt.	Yr.	Hometown / Previous School
0	Amare Thomas	WR	66	Agnello, McKenzie	OL	6-4	314	Jr.	Copperas Cove, Texas / Copperas Cove HS / New Mexico
0	Blake Thompson	DB	5	Allen Jr., Carlos	DL	6-1	295	Sr.	Atlanta, Ga. / Frederick Douglass HS / Kennesaw State
1	Latrell McCutchin Sr.	DB	6	Allen, Jordan	DB	5-11	200	So.	Lafayette, La. / Lafayette Christian Academy / LSU
1	Conner Weigman	QB	33	Barbas, Johnsley	DB	5-11	185	So.	Atlanta, Ga. / Centennial HS /
2	Zeon Chriss-Gremillion	QB	48	Boeker, Grayson	LB	6-3	220	Fr.	The Woodlands, Texas / The Woodlands Christian /
3	JD Rhym	DB	65	Bowie, Cayden	OL	6-4	325	R-Fr.	Port Arthur, Texas / Port Arthur HS /
3	Harvey Broussard III	WR	17	Brathwaite, Christian	LB	6-2	220	R-Fr.	Cypress, Texas / Cypress Ranch HS / LSU
4	Brandon Mack II	JACK	73	Brooks Jr., Jason	OL	6-4	315	Sr.	Houston, Texas / Dobie HS / Oklahoma State
4	Mekhi Mews	WR	94	Brooks, Carmello	DL	6-3	275	Fr.	Katy, Texas / Paetow HS /
5	Carlos Allen Jr.	DL	3	Broussard III, Harvey	WR	6-3	185	Jr.	St. Martinville, La. / St. Martinville HS / Louisiana
5	Stephon Johnson	WR	24	Brown, Wrook	DB	5-11	190	Sr.	Salado, Texas / Salado HS / Wyoming
6	Re'Shaun Sanford II	RB	45	Bryant, Chance	DL	6-2	255	Fr.	Fulshear, Texas / Fulshear HS /
6	Jordan Allen	DB	92	Buhake, Travis	DL	6-2	265	Fr.	Arlington, Texas / Mansfield Summit HS /
8	Kentrell Webb	DB	20	Burnette, J'Marion	RB	6-2	225	So.	Andalusia, Ala. / Andalusia HS /
8	Devan Williams	WR	25	Butler, DJ	RB	6-0	190	So.	Mobile, Ala. / WP Davidson HS /
9	Corey Platt Jr.	LB	34	Caddle, Dylan	WR	5-10	165	Jr.	Cypress, Texas / Cypress Ranch HS /
9	Tanner Koziol	TE	12	Carlisle, Austin	QB	5-10	190	Fr.	Missouri City, Texas / Ridge Point HS /
10	Latreveon McCutchin	JACK	2	Chriss-Gremillion, Zeon	QB	6-3	210	Jr.	Baton Rouge, La. / Madison Prep Academy / Louisiana
12	Sione Fotu	LB	44	Connors, Dean	RB	6-0	206	Sr.	Kamuela, Hawai'i / Murrieta Valley HS / Rice
12	Austin Carlisle	QB	62	Cordova, Ricardo	OL	6-0	270	R-Fr.	Pasadena, Texas / Pasadena Memorial HS /
13	Jayden York	TE	82	Cormier, Zaylen	WR	5-11	190	Fr.	Houston, Texas / Heights HS /
13	C.J. Douglas	DB	70	Crawford, Larry	OL	6-5	300	So.	Monroe, Ga. / Monroe Area HS / Georgia Military College
14	Marquis Shoulders	WR	38	Davis, Aaron	RB	5-11	180	R-Fr.	Schertz, Texas / Randolph HS /
15	Jake Sock	QB	55	Dean II, Demetris	OL	6-4	300	Fr.	Jasper, Texas / Jasper HS /
15	Will James	DB	49	Dimas, Jonathan	K	5-10	185	R-Fr.	Houston, Texas / Westfield HS /
16	JayShon Ridgle	WR	91	Dougherty, Liam	P	6-2	205	So.	Geelong, Victoria, Australia / St. Joseph's College /
17	Christian Brathwaite	LB	13	Douglas, C.J.	DB	5-11	200	Jr.	Leeds, Ala. / Leeds HS / Samford
17	Indiana Wijay	QB	79	Ebosele, Alvin	OL	6-6	312	Jr.	Coppell, Texas / Coppell HS / Baylor
18	Koby Young	WR	69	Edwards, Weston	LS	6-2	214	R-Fr.	Valdosta, Ga. / Lowndes HS / Florida State
18	Khalil Laufau	DL	48	Foster, Brock	TE	6-5	250	R-Fr.	Friendswood, Texas / Friendswood HS /
19	Keany Parks	DB	12	Fotu, Sione	LB	6-0	226	Jr.	Salt Lake City, Utah / Bingham HS / Utah
20	J'Marion Burnette	RB	85	Frederick Jr., Traville	TE	6-3	240	So.	Jeanerette, La. / Jeanerette HS /
21	Stacy Sneed	RB	81	Gangi Jr., Anthony	WR	5-10	180	Sr.	Long Island, N.Y. / American Heritage HS (Fla.) /
21	Zelmar Vedder	DB	36	Garner, Jalen	LB	6-1	225	Sr.	Norcross, Ga. / Norcross HS /
22	Marc Stampley II	DB	56	Garza, Jacob	LS	6-2	215	Sr.	Corpus Christi, Texas / Veterans Memorial HS /
23	Alvin Williamson Jr.	DB	33	Gayton, Dylan	WR	5-10	150	R-Fr.	Red Oak, Texas / Red Oak HS /
24	Wrook Brown	DB	25	Glass, Carmycal	LB	6-4	230	So.	Monroe, La. / Ouachita Parish HS / Louisiana
25	DJ Butler	RB	67	Hautau, Hingano	OL	6-6	325	Sr.	San Jose, Calif. / Willow Glen HS / Foothill College
25	Carmycal Glass	LB	86	Herbel, Wyatt	TE	6-3	210	Fr.	Cypress, Texas / Cy-Fair HS /
26	Jamaal Shaw	DB	31	Jackson, Tristan	LB	6-0	200	Fr.	Fort Walton Beach, Fla. / Choctawhatchee HS /
28	Kenzy West	DB	15	James, Will	DB	6-0	185	So.	Grand Bay, Ala. / Theodore HS / Southern Miss
30	Richmond Ugochukwu	LB	5	Johnson, Stephon	WR	6-2	190	Sr.	Houston, Texas / DeSoto HS / Oklahoma State
31	Tristan Jackson	LB	51	Joiner, Derek	OL	6-3	305	R-Fr.	Kansas City, Mo. / Grandview HS /
32	Nehemiah Warmate	RB	51	Jones, Hunter	DL	6-2	280	So.	Houston, Texas / Stratford HS /
33	Johnsley Barbas	DB	9	Koziol, Tanner	TE	6-7	250	Sr.	Bloomington, Ill. / Mount Vernon HS / Ball State
33	Dylan Gayton	WR	18	Laufau, Khalil	DL	6-3	300	Jr.	Salt Lake City, Utah / Herriman HS / Washington State
34	Dylan Caddle	WR	99	Lee, Quindario	DL	6-5	285	Sr.	McKenzie, Ala. / McKenzie HS / Central Michigan
35	Kaleb Thomas	TE	72	Lee, RJ	OL	6-8	335	Fr.	Houston, Texas / Second Baptist /
35	Reshad Sterling	DL	4	Mack II, Brandon	JACK	6-4	245	Jr.	Montgomery, Ala. / Jefferson Davis HS / Ole Miss
36	Jalen Garner	LB	80	Martin, Jaquise	WR	5-10	180	Fr.	Bryan, Texas / Rudder HS /
37	Elijah Young	DB	47	Mays, DK	DL	6-4	250	Fr.	Baton Rouge, La. / Central HS /
37	Zane Smith	RB	1	McCutchin Sr., Latrell	DB	6-1	185	Sr.	Austin, Texas / Lyndon Baines Johnson Early College HS / USC / Oklahoma
38	Aaron Davis	RB	10	McCutchin, Latreveon	JACK	6-3	245	Jr.	Austin, Texas / Lyndon Baines Johnson Early College HS /
40	Steve Polk	RB	87	McGary, Luke	TE	6-4	250	Jr.	Plano, Texas / Prestonwood Christian Academy / Tulsa
41	Zavian Tibbs	DL	53	McLain, Ronnell	OL	6-4	310	R-Fr.	DeSoto, Texas / DeSoto HS /
42	Hunter Teichman	WR	76	Melton, Cedric	OL	6-5	290	Sr.	Houston, Texas / Klein Cain HS / Ole Miss
43	Sheldon Rice	JACK	75	Merryman, Dalton	OL	6-9	305	Sr.	Montgomery, Texas / Montgomery HS / Texas Tech
44	Dean Connors	RB	4	Mews, Mekhi	WR	5-8	185	Sr.	Grayson, Ga. / Central Gwinnett HS / Georgia
45	Chance Bryant	DL	77	Ndukwe, David	OL	6-6	325	Sr.	Decatur, Ga. / Arabia Mountain HS / Western Kentucky
46	Jeffrey Strozier Jr.	WR	57	Ojo, Phillips	DL	6-4	240	R-Fr.	Grand Prairie, Texas / Lake Ridge HS /
47	DK Mays	DL	84	Padgitt, Samuel	WR	6-2	195	So.	San Antonio, Texas / East Central HS /
47	Anthony Saragusa	LS	98	Parker, Myles	DL	6-0	335	Jr.	Snellville, Ga. / Brookwood HS / Tennessee Tech
48	Brock Foster	TE	19	Parks, Keany	DB	6-1	180	Jr.	Kenosha, Wis. / Bradford HS / Wyoming
48	Grayson Boeker	LB	9	Platt Jr., Corey	LB	6-2	215	So.	Little Rock, Ark. / Little Rock Christian Academy / Tulane
49	Jonathan Dimas	K	40	Polk, Steve	RB	5-11	210	R-Fr.	Houston, Texas / Manvel HS /
49	Darius Washington	DL	62	Raney, Jack	P	6-3	210	So.	San Jose, Calif. / Bellarmine College Prep / UC Davis
50	Zion Taylor	LB	89	Reed, Sahfi	WR	6-2	195	So.	Philadelphia, Pa. / Lankenau High School /
51	Derek Joiner	OL	3	Rhym, JD	DB	6-2	190	Jr.	Valdosta, Ga. / Valdosta HS / Auburn
51	Hunter Jones	DL	43	Rice, Sheldon	JACK	6-3	250	Fr.	Fulshear, Texas / Fulshear HS /

NUMERICAL ROSTER			ALPHABETICAL ROSTER						
NO	NAME	POS	No.	Player	Pos.	Ht.	Wt.	Yr.	Hometown / Previous School
53	Ronnell McLain	OL	16	Ridgle, JayShon	WR	6-0	197	So.	Athens, Ala. / Athens HS /
55	Cavan Tuley	JACK	97	Rogers, Everitt	DL	6-2	300	Sr.	Killeen, Texas / Ellison HS / Tulsa
55	Demetris Dean II	OL	92	Sanchez, Ethan	K	5-9	192	Sr.	Dallas, Ga. / North Paulding HS / Old Dominion
56	Jacob Garza	LS	6	Sanford II, Re'Shaun	RB	5-9	190	So.	Harker Heights, Texas / Harker Heights HS /
57	Phillips Ojo	DL	47	Saragusa, Anthony	LS	6-2	265	So.	Houston, Texas / Episcopal School / Charlotte
62	Ricardo Cordova	OL	26	Shaw, Jamaal	DB	6-1	200	So.	Orange, Texas / Orange Stark HS /
62	Jack Raney	P	14	Shoulders, Marquis	WR	5-10	170	Jr.	Katy, Texas / Katy Tompkins HS / Tulsa
65	Cayden Bowie	OL	37	Smith, Zane	RB	5-9	235	Fr.	Fulshear, Texas / Fulshear HS /
66	McKenzie Agnello	OL	21	Sneed, Stacy	RB	5-11	185	Sr.	Arlington, Texas / Mansfield Timberview HS /
67	Hingano Hautau	OL	15	Sock, Jake	QB	6-2	190	Jr.	Pearland, Texas / Pearland HS /
68	Sean Terrell	OL	22	Stampley II, Marc	DB	5-11	185	Sr.	Fayetteville, Ga. / Starr's Mill HS / Georgia Southern
69	Weston Edwards	LS	35	Sterling, Reshad	DL	6-3	250	Fr.	Lutcher, La. / Lutcher HS /
70	Larry Crawford	OL	93	Stillman, Xavier	DL	6-3	310	Sr.	St. Joseph, Mo. / Riverside HS / Hutchinson CC
72	RJ Lee	OL	46	Strozier, Jr., Jeffrey	WR	5-7	160	So.	Kansas City, Mo. / Center HS / Baker
73	Jason Brooks Jr.	OL	50	Taylor, Zion	LB	6-2	235	R-Fr.	Missouri City, Texas / Shadow Creek HS /
74	Matthew Wykoff	OL	42	Teichman, Hunter	WR	6-1	175	So.	Houston, Texas / Lutheran South Academy /
75	Dalton Merryman	OL	68	Terrell, Sean	OL	6-5	280	Fr.	Spring, Texas / Klein Oak HS /
76	Cedric Melton	OL	0	Thomas, Amare	WR	6-0	205	Jr.	Birmingham, Ala. / Pinson HS / UAB
77	David Ndukwe	OL	35	Thomas, Kaleb	TE	6-4	250	R-Fr.	Houston, Texas / North Shore HS /
79	Alvin Ebosele	OL	0	Thompson, Blake	DB	6-1	195	Sr.	Missouri City, Texas / Elkins HS / Louisiana Tech
80	Jaquise Martin	WR	96	Thompson, Eythan	DL	6-3	310	Fr.	Waco, Texas / La Vega HS /
81	Anthony Gangi Jr.	WR	88	Thurman, Jacory	TE	6-4	240	Fr.	Houston, Texas / Worthing HS /
82	Zaylen Cormier	WR	41	Tibbs, Zavian	DL	6-1	275	Jr.	Killeen, Texas / Shoemaker HS / Kilgore JC
84	Samuel Padgitt	WR	55	Tuley, Cavan	JACK	6-2	255	Jr.	Tomball, Texas / Tomball HS /
85	Traville Frederick Jr.	TE	30	Ugochukwu, Richmond	LB	6-1	220	Fr.	Richardson, Texas / Berkner HS /
86	Wyatt Herbel	TE	21	Vedder, Zelmar	DB	6-3	195	Sr.	Stockton, Calif. / East Union HS / Sacramento State
87	Luke McGary	TE	90	Walls III, Eddie	DL	6-4	250	Sr.	Fort Myers, Fla. / South Fort Myers HS / FIU
88	Jacory Thurman	TE	32	Warmate, Nehemiah	RB	6-0	190	Fr.	Denton, Texas / Ryan HS /
89	Sahfi Reed	WR	49	Washington, Darius	DL	6-6	265	R-Fr.	Mansfield, Texas / Lake Ridge HS /
90	Eddie Walls III	DL	8	Webb, Kentrell	DB	5-11	185	Jr.	Katy, Texas / Paetow HS / Tulane
91	Liam Dougherty	P	1	Weigman, Conner	QB	6-3	210	Jr.	Cypress, Texas / Bridgeland HS / Texas A&M
92	Ethan Sanchez	K	28	West, Kenzy	DB	6-0	185	Fr.	Flowood, Miss. / Hartfield Academy /
92	Travis Buhake	DL	17	Wijay, Indiana	QB	6-4	200	So.	Porter Ranch, Calif. / Pasadena HS /
93	Xavier Stillman	DL	8	Williams, Devan	WR	6-1	190	Jr.	Temple, Texas / Temple HS / Tulsa
94	Carmello Brooks	DL	23	Williamson Jr., Alvin	DB	6-0	200	R-Fr.	Cibola, Texas / Byron P. Steele HS / Vanderbilt
96	Zac Yoakam	K	74	Wykoff, Matthew	OL	6-6	325	Sr.	Magnolia, Texas / Magnolia HS / Cal
96	Eythan Thompson	DL	96	Yoakam, Zac	K	5-8	195	Sr.	Upper Arlington, Ohio / Upper Arlington / Notre Dame
97	Everitt Rogers	DL	13	York, Jayden	TE	6-4	245	Sr.	Austin, Texas / Bowie HS / Texas Tech
98	Myles Parker	DL	37	Young, Elijah	DB	5-10	175	So.	Houston, Texas / Klein Cain HS / Texas College
99	Quindario Lee	DL	18	Young, Koby	WR	6-0	180	R-Fr.	New Orleans, La. / Holy Cross HS /

PRONUNCIATION GUIDE

McKenzie Agnello.....AG-nell-oh	Sione Fotu.....SEE-oh-nayy FOE-too	Jack RANEY.....rain-ee	Nehemiah WARMATE.....war-mate
Johnsley BARBAS.....bar-bus	Anthony GANGI.....GAN-gee	SAHFI Reed.....SAW-fee	Conner WEIGMAN.....wig-man
Grayson BOEKER.....BO-ker	Carmycah Glass.....car-MICAH	JD RYHM.....rim	Inidana WIJAY.....wee-jay
Cayden BOWIE.....boo-EE	Wyatt HERBEL.....her-bull	RE'SHAUN Sanford II.....RAY-shawn	Matthew WYKOFF.....WHY-cough
Travis BUHAKE.....boo-hah-key	Tanner KOZIOL.....KOE-zee-ull	Anthony SARAGUSA.....sarah-goose-uh	Zac YOAKAM.....YOH-come
J'MARION Burnette.....juh-MARR-ee-uhn	KHALIL LAUFAU.....Kuh-leel LAO-fao	XAVIER Stillman.....X-avier	
WROOK Brown.....rook	QUINDARIO Lee.....quin-DARE-ee-o	Hunter TEICHMAN.....tike-man (like pike)	Slade NAGLE.....nay-gull
Dylan CADDLE.....cattle	JAQUISE Martin.....JUH-keese	Zion Taylor.....ZI-on	
ZEON CHRISS-GRIMMILLION.....zee-on chris-grim-EE-on	LATREVEON McCutchin.....luh-TRAY-vee-on	AMARE Thomas.....uh-MARR-ee	KAMUELA, Hawaii.....KAH-moo-ell-uh
ZAYLEN CORMIER.....ZAY-lin core-ME-ay	MEKHI MEWS.....muh-ki muse	CAVAN TULEY.....cavin TOO-lee	
DEMETRIS Dean II.....duh-ME-tr-iss	David NDUKWE.....en-DOO-kway	Richmond UGOCHUKWU.....oo-go-chew-k-woo	
Alvin EBOSELE.....uh-BOSS-uh-lay	KEANY Parks.....KEY-awn-ee	ZELMAR VEDDER.....zell-marr ved-err	

DEPTH CHART

OFFENSE

Pos.	No.	Name	Ht.	Wt.	Yr.	Hometown
WR	18	KOBY YOUNG	6-0	180	R-Fr.	NEW ORLEANS, LA.
	80	Jaquise Martin	5-10	180	Fr.	Bryan, Texas
WR	3	HARVEY BROUSSARD	6-3	185	JR.	ST. MARTINVILLE, LA.
	82	Zaylen Cormier	WR	5-11	Fr.	Houston, Texas
LT	79	ALVIN EBOSELE	6-6	312	JR.	COPPELL, TEXAS
	53	Ronnell McClain	6-4	310	R-Fr.	DeSoto, Texas
LG	73	JASON BROOKS JR.	6-4	315	SR.	HOUSTON, TEXAS
	70	Larry Crawford	6-5	300	So.	Monroe, Ga.
C	74	MATTHEW WYKOFF	6-6	325	SR.	MAGNOLIA, TEXAS
	51	Derek Joiner	6-3	305	R-Fr.	Kansas City, Mo.
RG	66	MCKENZIE AGNELLO	6-4	314	JR.	COPPERAS, TEXAS
	65	Cayden Bowie	6-3	315	R-Fr.	Port Arthur, Texas
RT	75	DALTON MERRYMAN	6-9	305	SR.	MONTGOMERY, TEXAS
	76	Cedric Melton	6-5	290	So.	Houston, Texas
TE	9	TANNER KOZIOL	6-7	240	SR.	BLOOMINGDALE, ILL.
	85	Traville Frederick	6-3	240	So.	Jeanerette, La.
QB	1	CONNER WEIGMAN	6-3	210	JR.	CYPRESS, TEXAS
	2	Zeon Chriss-Gremillion	6-3	210	Jr.	Baton Rouge, La.
RB	44	DEAN CONNORS	6-0	205	SR.	KAMUELA, HAWAI'I
	25	DJ Butler	6-0	190	So.	Mobile, Ala.
WR	0	AMARE THOMAS	6-0	205	JR.	BIRMINGHAM, ALA.
	4	Mekhi Mews	5-8	185	So.	Grayson, Ga.

DEFENSE

Pos.	No.	Name	Ht.	Wt.	Yr.	Hometown
FIELD	90	EDDIE WALLS III	6-4	250	SR.	FORT MYERS, FLA.
	92	Travis Buhake	6-2	265	Fr.	Arlington, Texas
NG	5	CARLOS ALLEN JR.	6-1	295	SR.	ATLANTA, GA.
-or-	98	Myles Parker	6-0	335	Jr.	Snellville, Ga.
	93	Xavier Stillman	6-3	310	So.	St. Joseph, Mo.
END	18	KHALIL LAUFAU	6-3	300	JR.	SALT LAKE CITY, UTAH
	41	Zavian Tibbs	6-1	275	Jr.	Killeen, Texas
JACK	4	BRANDON MACK II	6-3	245	JR.	MONTGOMERY, ALA.
-OR-	10	LATREVEON MCCUTCHIN	6-3	245	JR.	AUSTIN, TEXAS
SAM	45	CHANCE BRYANT	6-2	255	FR.	FULSHEAR, TEXAS
MIKE	12	SIONE FOTU	6-0	225	JR.	SALT LAKE CITY, UTAH
	25	Carmycah Glass	6-4	240	So.	Monroe, La.
WILL	36	JALEN GARNER	6-1	225	SR.	NORCROSS, GA.
	9	Corey Platt Jr.	6-2	215	So.	Little Rock, Ark.
STAR	24	WROOK BROWN	5-11	190	SR.	SALADO, TEXAS
-OR-	22	MARC STAMPLEY II	5-11	185	SR.	FAYETTEVILLE, GA.
CB	15	WILL JAMES	6-0	185	SO.	GRAND BAY, ALA.
	21	Zelmar Vedder	6-3	195	So.	Stockton, Calif.
FS	8	KENTRELL WEBB	5-11	185	JR.	KATY, TEXAS
	13	C.J. Douglas	5-11	200	Jr.	Leeds, Ala.
WS	6	JORDAN ALLEN	5-11	200	SO.	LAFAYETTE, LA.
	0	Blake Thompson	6-1	195	So.	Missouri City, Texas
CB	1	LATRELL MCCUTCHIN SR.	6-1	180	SR.	AUSTIN, TEXAS
	19	Keaney Parks	6-1	180	Jr.	Kenosha, Wisc.

SPECIALISTS

Pos.	No.	Name	Ht.	Wt.	Yr.	Hometown
K	92	ETHAN SANCHEZ	5-9	192	SR.	DALLAS, GA.
	49	Jonathan Dimas	5-10	185	R-Fr.	Houston, Texas
P	91	LIAM DOUGHERTY	6-2	205	FR.	GEELONG, AUSTRALIA
	62	Jack Raney	6-3	210	So.	San Jose, Calif.
KOS	96	ZAC YOAKAM	5-8	195	SR.	UPPER ARLINGTON, OHIO
	49	Jonathan Dimas	5-10	185	R-Fr.	Houston, Texas

Pos.	No.	Name	Ht.	Wt.	Yr.	Hometown
KR	4	MEKHI MEWS	5-8	185	SR.	GRAYSON, GA.
	80	Jaquise Martin	5-10	180	Fr.	Bryan, Texas
PR	4	MEKHI MEWS	5-8	185	SR.	GRAYSON, GA.
	25	DJ Butler	6-0	190	So.	Mobile, Ala.
LS	56	JACOB GARZA	6-3	225	JR.	CORPUS CHRISTI, TEXAS
	69	Weston Edwards	6-2	215	R-Fr.	Valdosta, Ga.
H	15	JAKE SOCK	6-2	190	JR.	PEARLAND, TEXAS

WILLIE FRITZ FILE

Hometown	Shawnee Mission, Kan.
Wife	Susan
Children	Wesley, Lainie and Brooke
College	Pittsburg State 1983; Sam Houston State 1986

COACHING HISTORY

Year	School	Position
2024-	Houston	Head Coach
2016-23	Tulane	Head Coach
2014-15	Georgia Southern	Head Coach
2010-13	Sam Houston	Head Coach
1997-09	Central Missouri	Head Coach
1993-96	Blinn College	Head Coach
1991-92	Sam Houston	Defensive Backs/ST
1987-90	Coffeyville CC	Defensive Coordinator
1986	Willis (Texas) HS	Assistant
1984-85	Sam Houston	Graduate Assistant
1983	Shawnee Mission Northwest (Kan.) HS	Assistant
1982	Pittsburg State	Special Teams

RECORD AGAINST OPPONENTS

Opponent	W	L	PCT.
Alcorn	1	0	1.000
App State	1	1	.500
Arizona	1	1	.500
Arizona State	1	0	1.000
Army	3	0	1.000
Auburn	0	1	.000
Baylor	1	3	.250
BYU	0	1	.000
Cal Poly	1	0	1.000
Central Arkansas	1	2	.333
Cincinnati	1	4	.200
Colorado	1	0	1.000
East Carolina	5	1	.833
Eastern Washington	2	0	1.000
FIU	1	1	.500
Florida Atlantic	1	0	1.000
Gardner-Webb	1	0	1.000
Georgia	0	1	.000
Georgia State	1	1	.500
Georgia Tech	0	1	.000
Grambling	1	0	1.000
Houston	3	4	.429
Houston Christian	1	0	1.000
Idaho	2	0	1.000
Incarnate Word	2	0	1.000
Iowa State	0	1	.000
Kansas	0	1	.000
Kansas State	2	0	1.000
Lamar	4	0	1.000
Louisiana	2	0	1.000
McNeese	3	1	.750
Memphis	4	4	.500
Missouri State	1	0	1.000
Montana	1	0	1.000
Montana State	2	0	1.000
Morgan State	1	0	1.000
Navy	1	5	.167
NC State	0	1	.000
Nevada	0	1	.000
New Mexico	1	0	1.000
New Mexico State	2	0	1.000
Nicholls	6	0	1.000
North Dakota State	0	2	.000
North Texas	1	0	1.000
Northwestern State	3	1	.750
Ohio State	0	1	.000
Oklahoma	0	3	.000
Oklahoma State	1	0	1.000
Ole Miss	0	2	.000
Oregon State	1	0	1.000
Rice	3	0	1.000
Savannah State	1	0	1.000
SFA	4	1	.800
SMU	1	7	.125
South Alabama	4	0	1.000
South Florida	3	1	.750
Southeastern La.	3	2	.600
Southern	1	0	1.000
Southern Miss	4	0	1.000
Southern Utah	1	0	1.000
Stony Brook	1	0	1.000
TCU	1	1	.500
Temple	1	2	.333
Texas A&M	0	2	.000
Texas Southern	2	0	1.000
Texas State	4	0	1.000
Texas Tech	0	1	.000
The Citadel	1	0	1.000
Troy	2	0	1.000
Tulsa	5	3	.625
UAB	1	2	.333
UCF	2	5	.286
UConn	2	0	1.000
UNLV	0	1	.000
ULM	2	0	1.000
Umass	2	0	1.000
USC	1	0	1.000
Utah	1	0	1.000
UTSA	2	0	1.000
Wake Forest	0	2	.000
West Virginia	0	1	.000
Western Illinois	1	1	.500
Western Michigan	1	0	1.000



HEAD COACH WILLIE FRITZ

SECOND SEASON AT HOUSTON (13-11) | 33RD SEASON OVERALL (260-132-1)

» Willie Fritz was named the 16th head coach in University of Houston football history on Sunday, Dec. 3, 2023. The 2025 season will be his second with the Cougars and 33rd overall.

» In his second year at the helm of Houston, Fritz was named to the Bear Bryant Award Watch List for the third time in four seasons. Fritz won the award in 2023 and has been a finalist 3 of the last four years.

» Fritz, who ranks third nationally among active FBS head coaches with 221 NCAA wins, helped the Cougars win nine games in Year 2. His 260 wins across all college football levels is second nationally among active FBS head coaches.

» In his first season at Houston, Fritz led the Cougars to victories in back-to-back weeks against the Big 12's top two preseason favorites during 2024, defeating Utah and #17/15 Kansas State. Houston's victory over the Wildcats marked its highest ranked win in seven seasons.

» Houston's 63 new players in 2024 matched Colorado for the most nationally that season. Despite the new faces, the Cougars boasted one of the Big 12's top defensive and special teams units, ranking 22nd nationally in first downs defense (214) and sixth in punt return defense (3.50).

» At Tulane, Fritz led the Green Wave to consecutive American Athletic Conference Championship games between 2022-23. The Green Wave's 23 wins between 2022-23 ranked fourth nationally while the program's 15 conference wins were fifth in the country in that timeframe.

» The Shawnee Mission, Kan., native owns eight career 10-plus win seasons and seven conference championships, including the 2022 American Athletic Conference title. The 2023 Paul "Bear" Bryant Coach of the Year Award Watch List honoree led Tulane to consecutive American Athletic Conference Championship games before arriving in Houston.

» Fritz's Tulane teams spent 19 weeks ranked inside the AP Top 25 in 2022-23, including topping out at #9 following a thrilling 46-45 Cotton Bowl victory against #8 USC on Jan. 10, 2023. The Green Wave appeared in the CFP Top 25 rankings in 11 of 12 polls (91.6%) between the 2022-23 seasons. Tulane's 11 weeks in the rankings in that time frame ranked as the 10th most nationally.

» Fritz has spent each of the last 32 seasons as a head coach at

Blinn College (1993-96), Central Missouri (2007-09), Sam Houston (2010-13), Georgia Southern (2014-15) and Tulane (2016-23). During that stretch, he coached 73 players who were either NFL Draft selections or NFL free-agent signees.

» In 2022, Fritz led the Green Wave to complete the biggest turnaround season in FBS history, improving to 12-2 and a No. 9 final AP Poll ranking after finishing just 2-10 the previous season. The No. 9 finish was the highest final ranking since the program's undefeated 1998 season.

» As a result of his leadership during the storied 2022 season, Fritz was awarded both the Dodd Trophy and the George Munger College Coach of the Year Award. The Green Wave's appearance in the 2023 Goodyear Cotton Bowl marked the 16th bowl appearance in the 128-year history of the program.

» In the 2021 regular season, Fritz guided the Green Wave to a 2-10 record after Hurricane Ida forced the team to evacuate for a month. Five of the team's 10 losses came by one score or less.

» In 2019, Fritz led the Green Wave to the best start to a season in over 20 years and came within one spot of cracking the top 25 in both the Associated Press and USA Today Coaches Poll for the first time over 20 years. The Green Wave also established a strong home field advantage under Fritz's direction in 2019, as they posted a 5-1 record inside Yulman Stadium. Tulane's 2019 unit featured an impressive rushing attack, which ranked 13th in the country, averaging 249.8 yards per game.

» In 2018, Fritz guided Tulane to its first bowl trip since 2013, a share of the American Athletic Conference title and just its sixth winning season in the last 37 years while facing the second toughest schedule among teams from the conference.

» The 2017 campaign saw Tulane finish the year with its highest win total since 2013 despite facing one of the nation's toughest schedules, as nine of its opponents earned invitations to bowl games. In addition, four of the Green Wave's losses came by six points or fewer. The 2017 season also served as a milestone season for Fritz as he earned his 200th victory as a head coach and in the process became just the fourth active Football Bowl Subdivision head coach with 200 wins.

» Fritz was twice named the National Coach of the Year, including the American Football Coaches Association FCS Coach of the Year in 2011 and the Liberty Mutual FCS Coach of the Year in 2012. In

his two seasons at Georgia Southern, he led the Eagles to a combined record of 17-7, a 2014 Sun Belt Conference title and the school's first NCAA postseason bowl game with a berth in the 2015 GoDaddy.com Bowl.

» Georgia Southern concluded the 2015 regular season with an 8-4 overall record including a mark of 6-2 in conference play.

» Fritz led the Eagles to a 9-3 overall record and a perfect mark of 8-0 in conference play during his first season at Georgia Southern in 2014, and was named the Sun Belt Conference Coach of the Year. However, the school's waiver claim to allow Georgia Southern to play in a bowl despite being in the second year of the NCAA's transition period was denied. Georgia Southern was the first team in NCAA history to post an undefeated conference season in its first season at the Division I FBS level.

» Fritz served as head coach at Sam Houston from 2010-13, leading the Bearkats to back-to-back Southland Conference titles, NCAA Division I Championship game appearances in 2011 and 2012 and a third straight NCAA playoff berth in 2013. In 2011 and 2012, Sam Houston posted the two highest single-season win totals in program history with marks of 14-1 (2011) and 11-4 (2012) while more than 50 Bearkats student-athletes earned All-Southland Conference honors in his last four years, not including additional Player of the Year, Offensive Player of the Year, Defensive Player of the Year and Newcomer of the Year awards. All-America status from national coaching and media outlets were bestowed on 11 Sam Houston State players during his tenure.

» Fritz revitalized Central Missouri and guided the Mules to 11 winning seasons in 13 years. The NCAA Division II program's ledger included two 10-win seasons with the 2001 Mule squad earning its first postseason trip in more than 30 years. A 97-47 mark in 13 seasons ranked Fritz as the winningest coach in the program's history. He was the only coach to win seven or more games in eight consecutive seasons, and his victory total ranked him 15th among active Division II coaches at the time.

» In addition to his impressive 67.4 winning percentage with the Mules, Fritz coached his student-athletes to achieve their potential on the field and in the classroom. More than 150 Mules were recognized with All-MIAA honors with 41 First-Team selections and 24 All-Americans.

» Under Fritz, Central Missouri recorded a graduation rate of 84 percent with 144 MIAA Commissioner's Academic Honor Roll recipients, 14 Academic All-Region and three Academic All-Americans. For all of his accomplishments guiding Central Missouri, Fritz was honored by the school with induction into its Athletics Hall of Fame on Feb. 11, 2017.

» Prior to his time at Central Missouri and Sam Houston State as a head coach, Fritz spent two different

stints as an assistant coach with the Bearkats. He first served as a graduate assistant during the 1984 and 1985 seasons when he earned a master's degree in kinesiology. During that two-year stretch, Sam Houston State posted a 16-6 record and won the 1985 Gulf Star Conference championship.

» He returned to Sam Houston State a second time in 1991 after spending four years at Coffeyville Community College in Kansas under legendary coach Dick Foster, earning a promotion to defensive coordinator after one year. He stayed another two years to work for Coach Foster's son Skip and the Red Ravens. During the 1990 season, Fritz served as the defensive coordinator where he helped guide the Red Ravens to a national title.

» When Fritz was brought back to Sam Houston State in 1991 under Ron Randleman as secondary and special teams coach, he instilled an attitude of excellence on special teams that would last more than a decade. The Bearkats' "block party" racked up 80 blocked punts, field goals and extra points beginning with Fritz in 1991 and lasting through 2004.

» In Fritz's first year as a full-time assistant coach at Sam Houston State in 1991, the Bearkats won the Southland Conference. That league title and an eight-win season launched Sam Houston State to the program's second appearance in the NCAA Division I Football Championship.

» Fritz departed Huntsville for a second time prior to the 1993 season for an opportunity to be the head coach at Blinn College, where he would turn around a program that had only five wins in its previous three seasons.

» From 1993-96, Fritz and the Buccaneers racked up 39 victories against only five losses with a tie and claimed two national junior college championships. He was inducted into the NJCAA Football Hall of Fame for the environment of success he created at Blinn.

» One of seven children, Fritz is the son of the late Harry Fritz, who coached the Central Missouri football team in 1952 before continuing his career as the Executive Director at the National Association of Intercollegiate Athletics (NAIA) in Kansas City. The elder Fritz also served at several colleges and universities in administration as an athletics director.

» Fritz played on two conference title teams and was a four-year starter at defensive back at Pittsburg State where he earned a bachelor's degree in 1983. While working as a graduate assistant during his first stint with Sam Houston from 1984-85, he earned his Master of Kinesiology in 1986.

» He and his wife Susan have three children, Wes, Lainie and Brooke and two grandsons, Grant and Enzo and granddaughter Mia.

WHAT THEY'RE SAYING

"I'm buying all the Willie Fritz stock."

– Mitch Light, *The Athletic*

"The Cougars can dream of winning the Big 12 and playing for a national championship thanks to Willie. You want hot? Houston gets a coach who turned Tulane from 2-10 to 23-4 the last two seasons – including an AAC title and New Year's Six bowl win."

– Dennis Dodd, *CBS Sports*

"Relationships still matter with high school coaches, and Fritz has seemingly wasted no time in building those connections. So much of recruiting is about effort, and when Fritz talks with a high school coach for 90 minutes at a time, that isn't easily forgotten. Throw in his track record on the field as a proven winner, and things could get fun down in Houston quickly."

– Grace Raynor, *The Athletic*

"Willie Fritz a maximizer. He's been that way at every single stop he's made as a college head coach over the past 30 years, and is well-positioned to do it again now for the University of Houston."

– Brandon Scott, *Chron.com*

"He adapts his program to the talent on the field instead of expecting the talent on the field to fit what he knows. He's gone from running option to running the pistol. When he had the talent to do what he wanted to do, that's what he did."

– Troy Dannen, *Nebraska Athletic Director*

"He's won everywhere and left every job better than when he took it over. That's the mark of a good coach."

– Mike Huesmann, *Mike Farrell Sports*

FRITZ YEAR-BY-YEAR RECORD

Year	School	Overall	Home	Away	Neutral	Conf.	Finish	Bowl
1993	Blinn College	6-3-1	--	--	--	3-2-1	4th	
1994	Blinn College	9-2	--	--	--	5-1	2nd	Mineral Water Bowl
1995	Blinn College	12-0	--	--	--	6-0	1st	NJCAA National Champions
1996	Blinn College	12-0	--	--	--	6-0	1st	NJCAA National Champions
1997	Central Missouri	5-6	3-2	2-4	0-0	4-5	6th	
1998	Central Missouri	8-3	5-2	3-1	0-0	6-3	T-3rd	
1999	Central Missouri	7-4	3-2	4-2	0-0	5-4	4th	
2000	Central Missouri	7-4	5-2	2-2	0-0	5-4	4th	
2001	Central Missouri	10-2	5-1	4-1	1-0	7-2	2nd	Mineral Water Bowl
2002	Central Missouri	10-2	6-0	4-2	0-0	8-1	2nd	NCAA D-II Playoffs
2003	Central Missouri	9-2	5-1	4-1	0-0	7-2	T-1st	
2004	Central Missouri	7-4	3-2	4-2	0-0	5-4	4th	
2005	Central Missouri	7-3	5-0	2-3	0-0	5-3	5th	
2006	Central Missouri	5-6	3-3	2-3	0-0	3-6	T-6th	
2007	Central Missouri	7-4	4-1	3-3	0-0	6-3	T-3rd	
2008	Central Missouri	7-4	4-3	3-1	0-0	5-4	T-4th	
2009	Central Missouri	8-3	6-0	2-3	0-0	6-3	T-2nd	
2010	Sam Houston	6-5	3-1	3-3	0-1	4-3	T-3rd	
2011	Sam Houston	14-1	9-0	4-0	1-1	7-0	1st	NCAA FCS Championship Runner-Up
2012	Sam Houston	11-4	4-0	6-3	1-1	6-1	T-1st	NCAA FCS Championship Runner-Up
2013	Sam Houston	9-5	8-0	0-5	1-0	4-3	3rd	NCAA FCS Playoffs
2014	Georgia Southern	9-3	5-0	4-3	0-0	8-0	1st	
2015	Georgia Southern	9-4	5-1	3-3	1-0	6-2	3rd	GoDaddy.com Bowl
2016	Tulane	4-8	2-4	2-4	0-0	1-7	6th West	
2017	Tulane	5-7	4-2	1-5	0-0	3-5	5th West	
2018	Tulane	7-6	4-2	2-4	1-0	5-3	T-1st West	Cure Bowl
2019	Tulane	7-6	5-1	1-5	1-0	3-5	4th West	Armed Forces Bowl
2020	Tulane	6-6	3-2	3-3	0-1	3-5	T-8th	Idaho Bowl
2021	Tulane	2-10	2-4	0-6	1-7	1-7	T-9th	
2022	Tulane	12-2	6-2	5-0	1-0	7-1	1st	Cotton Bowl Classic
2023	Tulane	11-2	6-2	5-0	0-0	8-0	1st	Military Bowl (did not coach)
2024	Houston	4-8	3-3	1-5	--	3-6	--	
2025	Houston	9-3	3-3	6-0	--	6-3	--	Texas Bowl
TOTAL	33rd season	260-132-1	--	--	--	167-98	7 Conf. Championships	15 Postseasons



TDECU STADIUM

BERT F. WINSTON BAND COMPLEX

A 39,089-square foot building on the east end of TDECU Stadium housing the Spirit of Houston Band Recital Halls and classroom spaces, Coach Bill Yeoman Hall and the UH Athletics Ticket Office.

COACH BILL YEOMAN HALL

A 2,000-square foot tribute area to University of Houston history located on the northeast corner of TDECU Stadium. Serves as a gameday club for ticket holders in section 129 and north side loge boxes.

DORIS NANTZ PRESS BOX

The Doris Nantz Press Box contains seats for 70 working media along with a press dining area and a wired photographer work room.

FIELD SURFACE

The synthetic surface installed at TDECU Stadium is the S5-M manufactured by UBU. S5-M, a Speed Series product, is a slit-film turf blade with a sand/rubber combination for infill. It is the same surface installed at the Houston Football practice facility. The turf is designed to host a multitude of events, including but not limited to, high school football games, band practice, specific UH intramural events, etc.

LEGENDS PLAZA

A plaza area recognizing the proud tradition of Houston Football at the northeast corner of TDECU Stadium.

LOCKER ROOM (HOME)

Located in the newly minted Memorial Hermann Operations Center, Houston's new locker room for the 2025 season features a hype tunnel in addition to the Cougars' everyday locker room and game day locker room.

LOCKER ROOM (VISITOR)

5,000-square foot home locker room located at the southeast corner of TDECU Stadium. Houston's former home locker room, now provides visitors with arguably the nicest visiting locker room in college football.

ORIENTATION OF STADIUM

East-to-west giving fans and television audiences a spectacular view of the downtown Houston skyline while also keeping in line with the University's grid system and creating more efficient parking. Sun and shade studies were also conducted to improve the best level of comfort for Houston fans and not affect student-athletes.

PARTY PATIOS

Four (4) open-air lower bowl party decks with 24 armchairs (20 inches wide). Both the east and west lower bowl end zones contain a party deck with two located on the north lower bowl sideline.

PREMIUM SEATING

Consists of over 6,000 of the 40,000 seats in the TDECU Stadium.

Club Area - The stylish club area is the ultimate Houston Football experience. With 12,400 square feet of multi-purpose club area overlooking the field of play, fans with access to the club area enjoy upscale food and drinks while receiving first-class hospitality on game days. The climate-controlled area also feature high-definition televisions and private restrooms. The area is also available to host special events, meetings and classes.

Suites - Spanning from end zone to end zone on the south side of TDECU Stadium with a view of downtown Houston, 49 premium suites with inside bar stools and entertainment area. Houston fans enjoy comfort and style in these approximately 325-square foot suites with individual upscale service and amenities.

Loge Boxes - 42 loge boxes each containing four seats and high-definition monitors located throughout the stadium.

Club Seats - 766 armchair style padded club seats that are 22 inches wide and located in the lower bowl of TDECU Stadium.

Additional Premium Seating - 2,778 armchair seats that are 20 inches wide and 1,210 benches with backs with the majority located in the lower bowl of TDECU Stadium.

SUITE DECKS

Two (2) open-air party suites located on the suite level positioned at each end (east and west end) of the suites. Each open-air suite contains 60 padded armchairs (21 inches wide).

TICKET OFFICE

The University of Houston Athletics Ticket Office is located on the northeast corner of TDECU Stadium facing Cullen Blvd. The facility has eight exterior ticket-selling windows along with two interior windows in the ticket office lobby in close proximity to the stadium parking garage.

VIDEO BOARD

State-of-the-art HD-video board located on the west end of TDECU Stadium. Measuring 45 feet tall by 160 feet wide, the new video board is nearly triple the size of the previous video board (2,584 square feet) and ranks 11th nationally among all Football Bowl Subdivision (FBS) schools. Installed by Piros with Daktronics handling the commissioning and integration, the new board is capable of generating more than 68 billion colors with a viewing angle of 170 degrees.

QUICK FACTS

First Game	Aug. 29, 2014 vs. UTSA
Playing Surface	Synthetic Turf
Groundbreaking	Feb. 8, 2013
Naming Rights Announcement	July 8, 2014
Capacity	40,000
Suites	47
Loge Boxes	42
Architects	Page and DLR Group
Construction Company	Manhattan
Construction Cost	\$125 million
Record at TDECU Stadium	47-25 (.653)
Largest Win	70-14 vs. Texas Southern (9/22/18)

Address: 3874 HOLMAN » HOUSTON, TX » 77004



MEMORIAL HERMANN FOOTBALL OPERATIONS CENTER

The \$130 million **MEMORIAL HERMANN FOOTBALL OPERATIONS CENTER** features amenities including state-of-the-art sports performance centers, an academic support services suite, a leading-edge locker room facility, student-athlete flex space and office space to house the Houston Football coaching and support staff. The Memorial Hermann Football Operations Center also provides additional premium seating to TDECU Stadium with 14 suites, a 450-seat club section with access to an 11,000-square-foot club and 300-seat roof terrace facing inward to John M. O'Quinn Field. The FOC was completed in August 2025.

YOKUBAITIS HALL

The official entryway into the Memorial Hermann Football Operations Center, Yokubaitis Hall showcases the rich history of Houston Cougar Football and greets guests and spectators visiting the building or attending a game in the Touchdown Club.

TOUCHDOWN CLUB

Located in the west endzone of TDECU Stadium, the 11,000-square foot Touchdown Club puts you up close to the action while offering extra-wide, comfortable seating. This premium area also includes an indoor, air-conditioned club space featuring full-service bars, lounge furniture, and TVs. Amenities include unlimited complimentary buffet, cash bars, private restrooms and TVs featuring Hulu and Live TV.

QUEENIE'S PARTY PATIO

Plaza area on top of the Touchdown Club connecting the north and south 300-level concourses with an awning providing shade. Located in the west endzone of TDECU Stadium, Queenie O'Rourke's Party Patio is part of the Memorial Hermann Football Operations Center and offers expansive views of the field. Guests will enjoy wide chairback seats, with convenient access to concessions and restrooms.

LOCKER ROOM

State of the art locker room features individual lockers with digital board name plates, a relaxation room, a movie theater and much more. A car-wash like shower system to eliminate dirt, grass, turf and sweat to keep the locker room clean and a down-and-back cold plunge pool helps the athletes cool their bodies and speed up the recovery process after competing in the Houston weather.

AUDITORIUM

A 156 seat team room with movie-theater like chairs allows every member of the Houston Football program to meet daily with a floor to ceiling projector wall where details, schemes, and other information can be displayed to ensure the entire team has everything they need to be successful.

MEDICAL CLINIC

Brand new athletic training room that is 2.5x the square footage as the previous athletic training room in the Athletic Center and is a football-only training room. The clinic includes two doctors offices, three staff offices with c-arm, hydrotherapy room, rehabilitation section and a 12 table treatment area.

SPORTS PERFORMANCE CENTER

Located on the second floor and measuring approximately 21,000 square feet, Houston's weight room provides everything for the student-athletes to compete at the highest level including varied step height stair cases and a ramp for exercises.

ACADEMIC SUPPORT SUITE

The academic suite in the Memorial Hermann Football Operations Center features eight learning rooms a computer lab and houses Houston's football-specific academics team of counselors, learning specialists and tutors.

QUICK FACTS

Groundbreaking	Nov. 27, 2023
Naming Rights Announcement	Sept. 15, 2023
Certification of Occupancy	July 28, 2025
Ribbon Cutting Ceremony	Aug. 27, 2025
Total Square Footage	158,943
Weight Room Size	20,798 sq-ft
Suites	14
Touchdown Club and Suites	813 seats
Queenie's Party Patio	319 seats
Architects	DLR Group
Construction Company	Austin Industries
Construction Cost	\$130 million



THE LAST TIME

INDIVIDUAL

- Rushed for 100 yards**
UH: 121, Conner Weigman at Baylor, 11/29/25
Opp.: 103, Jeremy Payne, TCU, 11/22/25
- Rushed for 200 yards**
UH: 210, Charles Sims, vs. North Texas, 10/6/12
Opp.: 210, Ryquell Armstead, Temple, 11/10/18
- Passed for 300 yards**
UH: 309, Conner Weigman vs. West Virginia, 11/1/25
Opp.: 309, Sawyer Robertson, Baylor, 11/29/25
- Passed for 400 yards**
UH: 435, Clayton Tune, at ECU, 11/19/22
Opp.: 486, E.J. Warner, Temple, 11/12/22
- Passed for 500 yards or more**
UH: 527, Clayton Tune, at SMU, 11/5/22
Opp.: 605, Alan Bowman, Texas Tech, 9/15/18
- Had 100 yards receiving**
UH: 103, Amare Thomas at UCF, 11/7/25
Opp.: 159, Malik McClain, Arizona State, 10/25/25
- Had 200 yards receiving**
UH: 211, Marquez Stevenson, vs. SMU, 10/24/19
- Returned a punt for a touchdown**
UH: Mekhi Mews, vs. Rice, 9/14/24 (75 yards)
Opp.: Dez Bryant, Oklahoma State, 9/12/09 (82 yards)
- Returned a kickoff for a touchdown**
UH: Matthew Golden, West Virginia, 10/12/23 (100 yards)
Opp.: Brian Battie, USF, 11/6/21 (100 yards)
- Returned an interception for a touchdown**
UH: Latreveon McCutchin at UCF, 11/7/25 (45 yards)
Opp.: Phillip Dunnam, UCF, 11/7/25 (43 yards)
- Returned a fumble for a touchdown**
UH: Nelson Ceaser, vs. Rice, 9/24/22 (11 yards)
Opp.: Gianni Woodson-Brooks, at Navy, 10/22/22 (5 yards)
- Returned a blocked field goal for a TD**
UH: Alexander Myres, vs. Fresno State, 12/24/17 (94 yards)
Opp.: Alex Lyons, Rice, 9/21/13 (62 yards)
- Returned a missed field goal for a TD**
UH: Brandon Wilson, vs. Oklahoma, 9/3/16 (100 yards)
Opp.: Never
- Returned a blocked punt for a touchdown**
UH: Cole McGowan, vs. Memphis, 11/16/19 (0 yards)
Opp.: Loic Fouonji, Texas Tech, 9/30/23 (7 yards)
- Rushed for three touchdowns**
UH: 3, Parker Jenkins, vs. Sam Houston, 9/23/23
Opp.: 3, Desmond Ridder, Cincinnati, 11/7/20
- Threw three touchdown passes**
UH: 4, Conner Weigman, vs West Virginia, 11/1/25
Opp.: 3, Jalon Daniels, Kansas, 10/19/24
- Caught three touchdown passes**
UH: 3, Amare Thomas vs. West Virginia, 11/1/25
Opp.: 3, Ben Redding, at SMU, 11/5/22
- Kicked three field goals**
UH: 3, Ethan Sanchez at UCF, 11/7/25
Opp.: 3, Connor Hawkins, Baylor, 11/29/25
- Had a 70-yard run from scrimmage**
UH: 71, Zeon Chriss-Gremillion, at TCU, 10/4/24
Opp.: 77, Abu Sama, Iowa State, 9/28/24
- Had a 70-yard pass completion**
UH: 74, Conner Weigman to Stephon Johnson, at Rice, 9/6/25
Opp.: 75, Chevan Cordeiro to Calvin Turner, Hawaii, 12/24/20
- Had 50-yard field goal**
UH: 52, Ethan Sanchez vs Colorado, 9/12/25
Opp: 54, Connor Hawkins, Baylor, 11/29/25

TEAM

- Rushed for 300 yards**
UH: 319, vs. USF, 11/14/20
Opp: 342, Cincinnati, 11/7/20
- Rushed for 400 yards**
UH: 496, vs. Louisville, 9/28/85
Opp: 447, Navy, 11/30/19
- Had two 100-yard rushers**
UH: Ta'Zawn Henry (130) & Alton McCaskill (125), at USF, 11/6/21
Opp: Cam'Ron Valdez (11) & Tahj Brooks(101), at Texas Tech, 9/30/23
- Passed for 300 yards**
UH: 318 vs West Virginia, 11/1/25
Opp: 328, Arizona State, 10/25/25
- Passed for 400 yards**
UH: 435, at ECU, 11/19/22
Opp.: 486, Temple, 11/12/22
- Passed for 500 yards**
UH: 528, at SMU, 11/5/22
Opp: 605, Texas Tech, 9/15/18
- Gained 500 yards of total offense**
UH: 538, vs. Sam Houston, 9/23/23
Opp.: 552, Texas Tech, 10/4/25
- Gained 600 yards of total offense**
UH: 710, at SMU, 11/5/22
Opp.: 642, at SMU, 11/5/22
- Recorded 30 first downs**
UH: 34, at SMU, 11/5/22
Opp.: 35, TCU, 9/16/23
- Scored 50 points**
UH: 63, at SMU, 11/5/22
Opp.: 77, at SMU, 11/5/22
- Scored a safety**
UH: at South Florida, 11/6/21
Opp.: at Oklahoma, 9/7/24
- Posted a shutout**
UH: 27-0 vs. Stephen F. Austin, 8/28/25
Opp.: 20-0, Iowa State, 9/28/24
- Held under 100 yards rushing**
UH: 82, vs West Virginia, 11/1/25
Opp: 98, Arizona State, 10/25/25
- Held under 100 yards passing**
UH: 61, vs. Utah, 10/26/24
Opp: 51, Rice, 9/6/25
- Held under 200 total yards**
UH.: 195, Louisville, 11/16/13
Opp: 144, SFA, 8/28/25
- Blocked a punt**
UH: at Rice, 9/6/25
Opp: Oklahoma State, 10/11/25
- Blocked a field goal**
UH: at Oregon State, 9/26/25
Opp: Tulsa, 11/22/14
- Recovered an onside kick**
UH: Kyle Ramsey + Garrison Vaughn, at SMU, 11/5/22
Opp: Jake Oldroyd + Talmage Gunther, BYU, 10/16/20
- Blocked an extra point attempt**
UH: vs. Kansas State, 11/2/24
Opp.: Temple, 11/13/21
- Had no turnovers**
UH: at Arizona State, 10/25/25
Opp.: West Virginia, 11/1/25



2025-26 Houston Football
Game Results
All games

Page 1/1
as of Dec 06, 2025

Team Results

	Date	Opponent		Score	Overall	Conf	Time	Attend
	08/28/2025	SFA	W	27-0	1-0	0-0	3:12	28150
	09/06/2025	at Rice	W	35-9	2-0	0-0	3:07	30116
*	09/12/2025	Colorado	W	36-20	3-0	1-0	3:41	37899
	09/26/2025	at Oregon St.	Wot1	27-24	4-0	1-0	3:48	29338
*	10/04/2025	Texas Tech	L	11-35	4-1	1-1	3:32	42806
*	10/11/2025	at Oklahoma St.	W	39-17	5-1	2-1	3:19	44941
*	10/18/2025	Arizona	W	31-28	6-1	3-1	3:14	28535
*	10/25/2025	at Arizona St.	W	24-16	7-1	4-1	3:33	54256
*	11/01/2025	West Virginia	L	35-45	7-2	4-2	3:27	25049
*	11/07/2025	at UCF	W	30-27	8-2	5-2	3:34	44206
*	11/22/2025	TCU	L	14-17	8-3	5-3	3:14	30852
*	11/29/2025	at Baylor	W	31-24	9-3	6-3	3:27	34720



2025-26 Houston Football
Overall Team Statistics
All games

Page 1/2
as of Dec 06, 2025

Team Statistics

	UH	OPP
Scoring	340	262
Points per game	28.3	21.8
Points Off Turnovers	28	54
First Downs	255	218
Rushing	104	105
Passing	115	101
Penalty	36	12
Rushing Yardage	2108	1600
Yards gained rushing	2353	1840
Yards lost rushing	245	240
Rushing attempts	503	428
Average per rush	4.2	3.7
Average per game	175.7	133.3
TDs Rushing	16	16
Passing Yardage	2583	2578
Comp-Att-Int	214-340-10	227-377-12
Average per pass	7.6	6.8
Average per catch	12.1	11.4
Average per game	215.3	214.8
TDs Passing	22	13
Total offense	4691	4178
Total plays	843	805
Average per play	5.6	5.2
Average per game	390.9	348.2
Kick returns: #-Yards	21-398	25-604
Punt returns: #-Yards	21-128	15-229
Int returns: #-Yards	12-139	10-246
Kick return average	19.0	24.2
Punt return average	6.1	15.3
Int return average	11.6	24.6
Fumbles-Lost	15-4	21-5
Penalties-Yards	56-492	89-772
Average per game	41.0	64.3
Punts-Yards	51-2217	60-2545
Average per punt	43.5	42.4
Net punt average	36.0	38.3
Kickoffs-Yards	69-4366	58-3568
Average per kick	63.3	61.5
Net kick average	39.0	39.0
Time of possession / game	31:47	28:13
3rd-down conversion	73/180	59/172
3rd-down pct	41%	34%
4th-down conversion	17/29	12/25



2025-26 Houston Football
Overall Team Statistics
All games

Page 2/2
as of Dec 06, 2025

	UH	OPP
4th-down pct	59%	48%
Sacks by-Yards	24-151	19-102
Misc Yards	0	0
Touchdowns scored	40	31
Field goals - attempts	20-25	16-23
On-Side kicks	0-0	0-1
Red-zone scores	(37-41) 90%	(29-38) 76%
Red-zone touchdowns	(26-41) 63%	(17-38) 45%
PAT-attempts	(38-38) 100%	(26-26) 100%
2-point conversion-attempts	(1-2) 50%	(1-5) 20%
Attendance	193291	237577
Games / Avg per game	6/32215	6/39596
Neutral site games	-	0/0

Score by Periods

Team	1st	2nd	3rd	4th	OT	TOT
Houston	61	117	85	74	3	340
Opponents	74	74	19	95	0	262



2025-26 Houston Football Individual Statistics All games

Page 1/4
as of Dec 06, 2025

Rushing

Player	gp	att	gain	loss	net	avg	td	lg	avg/g
Dean Connors	12	184	888	37	851	4.6	5	54	70.9
Conner Weigman	12	158	790	146	644	4.1	11	50	53.7
DJ Butler	10	60	285	5	280	4.7	0	15	28.0
Stacy Sneed	9	35	140	13	127	3.6	0	16	14.1
J'Marion Burnette	5	28	89	7	82	2.9	0	12	16.4
Zeon Chriss-Gremillion	5	12	86	7	79	6.6	0	21	15.8
Austin Carlisle	4	4	38	0	38	9.5	0	13	9.5
Zane Smith	2	2	12	0	12	6.0	0	7	6.0
Amare Thomas	12	4	11	0	11	2.8	0	6	0.9
Koby Young	12	1	8	0	8	8.0	0	8	0.7
Stephon Johnson	6	1	5	0	5	5.0	0	5	0.8
Mekhi Mews	12	4	1	12	-11	-2.8	0	1	-0.9
Team	12	10	0	18	-18	-1.8	0	0	-1.5
Total	12	503	2353	245	2108	4.2	16	54	175.7
Opponents	12	428	1840	240	1600	3.7	16	38	133.3

Passing

Player	gp	effc	comp-att-int	pct	yds	td	lg	avg/g
Conner Weigman	12	145.2	204-319-9	63.9	2475	21	74	206.3
Zeon Chriss-Gremillion	5	97.0	10-21-1	47.6	108	1	64	21.6
Total	12	142.2	214-340-10	62.9	2583	22	74	215.3
Opponents	12	122.7	227-377-12	60.2	2578	13	70	214.8

Receiving

Player	gp	no.	yds	avg	td	lg	avg/g
Tanner Koziol	12	65	651	10.0	5	50	54.3
Amare Thomas	12	59	906	15.4	10	64	75.5
Dean Connors	12	31	242	7.8	3	33	20.2
Stephon Johnson	6	13	275	21.2	2	74	45.8
Koby Young	12	10	159	15.9	0	43	13.3
Harvey Broussard	12	8	114	14.3	1	29	9.5
DJ Butler	10	7	51	7.3	0	12	5.1
Stacy Sneed	9	6	40	6.7	0	14	4.4
Mekhi Mews	12	6	24	4.0	0	16	2.0
Jaquise Martin	9	5	69	13.8	0	26	7.7
Luke McGary	6	3	13	4.3	0	8	2.2
J'Marion Burnette	5	1	39	39.0	1	39	7.8
Total	12	214	2583	12.1	22	74	215.3
Opponents	12	227	2578	11.4	13	70	214.8

Punt Returns

Player	no.	yds	avg	td	lg
Mekhi Mews	20	126	6.3	0	21
Chance Bryant	1	2	2.0	0	2
Total	21	128	6.1	0	21
Opponents	15	229	15.3	0	53

Interceptions

Player	no.	yds	avg	td	lg
Will James	3	37	12.3	1	37
Wrook Brown	2	40	20.0	0	40
Marc Stampley II	2	17	8.5	0	17
Latreveon McCutchin	2	45	22.5	1	45
Blake Thompson	1	0	0.0	0	0
Kentrell Webb	1	0	0.0	0	0
C.J. Douglas	1	0	0.0	0	0
Total	12	139	11.6	2	45
Opponents	10	246	24.6	2	80

Kick Returns

Player	no.	yds	avg	td	lg
Mekhi Mews	17	372	21.9	0	35
Jaquise Martin	2	17	8.5	0	10
Dean Connors	1	1	1.0	0	1
Keany Parks	1	8	8.0	0	8
Total	21	398	19.0	0	35
Opponents	25	604	24.2	0	53

Fumbles Recovered

Player	no.	yds	avg	td	lg
Sione Fotu	2	0	0.0	0	0
Latrell McCutchin Sr.	1	0	0.0	0	0
Jordan Allen	1	0	0.0	0	0
Will James	1	0	0.0	0	0
Total	5	0	0.0	0	0
Opponents	4	0	0.0	0	0



2025-26 Houston Football
Individual Statistics
All games

Page 2/4
as of Dec 06, 2025

Scoring

Player	td	fg	PAT						pts
			kick	rush	rcv	pass	dxp	saf	
Ethan Sanchez	-	20-25	38-38	-	-	-	-	-	98
Conner Weigman	11	-	-	-	-	-	-	-	66
Amare Thomas	10	-	-	-	-	-	-	-	60
Dean Connors	8	-	-	-	-	-	-	-	48
Tanner Koziol	5	-	-	-	-	-	-	-	30
Stephon Johnson	2	-	-	-	1	-	-	-	14
Harvey Broussard	1	-	-	-	-	-	-	-	6
Latreveon McCutchin	1	-	-	-	-	-	-	-	6
Will James	1	-	-	-	-	-	-	-	6
J'Marion Burnette	1	-	-	-	-	-	-	-	6
Total	40	20-25	38-38	0	1	1	0	0	340
Opponents	31	16-23	26-26	1	0	0	0	0	262

Field Goals

Player	fg	pct.	01-19	20-29	30-39	40-49	50-99	lg	blk
Ethan Sanchez	20-25	80.0	0-0	7-7	3-4	9-12	1-2	52	0
Opponents	16-23	69.6	0-0	5-5	6-7	2-6	3-5	54	2

FG Sequence

Team Name	Houston	Opponents
SFA	(40),(43)	
Rice	47	(42)
Colorado	(52),(43),(47),(35),50,(49)	
Oregon St.	(25),(24)	49,(31),46
Texas Tech	(24)	(26),(33),(23),(26),44,(29),53
Oklahoma St.	(46),(48),(30),(29)	53,(37)
Arizona	48,(41)	
Arizona St.	(26),	31,42,(47)
West Virginia		(50)
UCF	(40),(30),(22)	(37),(54)
TCU	49,38	(29)
Baylor	(29)	(54),(34),(30)

Numbers in (parentheses) indicate field goal was made

Total Offense

Player	g	plays	rush	pass	total	avg/g
Conner Weigman	12	477	644	2475	3119	259.9
Dean Connors	12	184	851	0	851	70.9
DJ Butler	10	60	280	0	280	28.0
Zeon Chriss-Gremillion	5	33	79	108	187	37.4
Stacy Sneed	9	35	127	0	127	14.1
J'Marion Burnette	5	28	82	0	82	16.4
Austin Carlisle	4	4	38	0	38	9.5
Zane Smith	2	2	12	0	12	6.0
Amare Thomas	12	4	11	0	11	0.9
Koby Young	12	1	8	0	8	0.7
Stephon Johnson	6	1	5	0	5	0.8
Mekhi Mews	12	4	-11	0	-11	-0.9
Team	12	0	-18	0	-18	-1.5
Total	12	843	2108	2583	4691	390.9
Opponents	12	805	1600	2578	4178	348.2

Punting

Player	no.	yds	avg	lg	tb	fc	i20	50+	blk
Liam Dougherty	50	2217	44.3	60	8	19	18	16	0
Team	1	0	0.0	0	0	0	0	0	1
Total	51	2217	43.5	60	8	19	18	16	1
Opponents	60	2545	42.4	71	5	26	10	9	1

Kickoffs

Player	no.	yds	avg	tb	ob	retn	net	ydln
Zac Yoakam	69	4366	63.3	31	2			
Total	69	4366	63.3	31	2	25	39	25
Opponents	58	3568	61.5	30	3	21	39	25



2025-26 Houston Football
Individual Statistics
All games

Page 3/4
as of Dec 06, 2025

All Purpose

Player	g	rush	rcv	pr	kr	ir	total	avg/g
Dean Connors	12	851	242	0	1	0	1094	91.2
Amare Thomas	12	11	906	0	0	0	917	76.4
Tanner Koziol	12	0	651	0	0	0	651	54.3
Conner Weigman	12	644	0	0	0	0	644	53.7
Mekhi Mews	12	-11	24	126	372	0	511	42.6
DJ Butler	10	280	51	0	0	0	331	33.1
Stephon Johnson	6	5	275	0	0	0	280	46.7
Stacy Sneed	9	127	40	0	0	0	167	18.6
Koby Young	12	8	159	0	0	0	167	13.9
J'Marion Burnette	5	82	39	0	0	0	121	24.2
Harvey Broussard	12	0	114	0	0	0	114	9.5
Jaquise Martin	9	0	69	0	17	0	86	9.6
Zeon Chriss-Gremillion	5	79	0	0	0	0	79	15.8
Latreveon McCutchin	12	0	0	0	0	45	45	3.8
Wrook Brown	12	0	0	0	0	40	40	3.3
Austin Carlisle	4	38	0	0	0	0	38	9.5
Will James	12	0	0	0	0	37	37	3.1
Marc Stampley II	12	0	0	0	0	17	17	1.4
Luke McGary	6	0	13	0	0	0	13	2.2
Zane Smith	2	12	0	0	0	0	12	6.0
Keany Parks	8	0	0	0	8	0	8	1.0
Chance Bryant	12	0	0	2	0	0	2	0.2
Team	12	-18	0	0	0	0	-18	-1.5
Total	12	2108	2583	128	398	139	5356	446.3
Opponents	12	1600	2578	229	604	246	5257	438.1



2025-26 Houston Football
Overall Defense Statistics
All games

Page 1/2
as of Dec 06, 2025

Team Defense

			Tackles				Sacks	Pass defense			Fumbles	blkd		
##	Player	gp	ua	a	tot	tfl/yds	no-yds	int-yds	brup	qbh	fr-yds	ff	kick	saf
5	Carlos Allen	12	32	43	75	7-19	1-5	.	2	.	.	1	.	.
36	Jalen Garner	12	38	37	75	3.5-18	2-17	.	2	9	.	2	.	.
8	Kentrell Webb	12	50	19	69	3-8	.	1-0	3	.	.	1	.	.
90	Eddie Walls III	12	28	28	56	9-37	5.5-30	.	5	9
12	Sione Fotu	12	26	29	55	0.5-4	0.5-4	.	.	2	2-0	.	.	.
1	Latrell McCutchin Sr.	12	34	12	46	2-6	.	.	10	.	1-0	1	1	.
6	Jordan Allen	12	32	13	45	0.5-7	0.5-7	.	2	.	1-0	.	.	.
24	Wrook Brown	12	23	21	44	6-24	2.5-17	2-40	2
9	Corey Platt Jr.	11	20	19	39	5-33	3-26	.	2	2	.	1	.	.
18	Khalil Laufau	11	15	21	36	1-1	1-1	.	1	3	.	1	.	.
10	Latreveon McCutchin	12	18	17	35	2.5-6	1-4	2-45	2	4	.	1	.	.
15	Will James	12	26	6	32	4-9	.	3-37	8	.	1-0	2	1	.
4	Brandon Mack	12	18	14	32	6-27	5-25	.	.	1	.	2	.	.
22	Marc Stampley II	12	14	13	27	2-11	1-8	2-17	3
25	Carmycah Glass	12	13	13	26	1-7	1-7	.	2	3	.	1	.	.
21	Zelmar Vedder	12	13	6	19	.	.	.	7	.	.	1	.	.
0	Blake Thompson	10	16	2	18	.	.	1-0	.	.	.	1	.	.
13	C.J. Douglas	11	6	4	10	.	.	1-0
33	Johnsley Barbas	12	6	3	9
2	Jesus Machado	4	3	4	7
41	Zavian Tibbs	8	5	1	6	.	.	.	1	1
49	Darius Washington	4	1	5	6
98	Myles Parker	11	1	4	5	1-1	1	.
18	Koby Young	12	3	1	4
19	Keany Parks	8	4	.	4
92	Travis Buhake	3	1	3	4
35	Reshad Sterling	1	1	2	3
16	JayShon Ridgle	7	2	1	3
17	Christian Brathwaite	9	2	.	2
26	Jamaal Shaw	9	2	.	2
75	Dalton Merryman	11	2	.	2
45	Chance Bryant	12	1	1	2
93	Xavier Stillman	12	.	2	2
3	Harvey Broussard	12	1	.	1
91	Liam Dougherty	12	1	.	1
0	Amare Thomas	12	1	.	1
96	Zac Yoakam	12	.	1	1
44	Dean Connors	12	1	.	1
5	Stephon Johnson	6	1	.	1
56	Jacob Garza	12	.	1	1
	Totals	12	461	346	807	54-218	24-151	12-139	52	34	5-0	15	3	0



2025-26 Houston Football
Overall Defense Statistics
All games

Page 2/2
as of Dec 06, 2025

			Tackles				Sacks	Pass defense			Fumbles	blkd		
##	Player	gp	ua	a	tot	tfl/yds	no-yds	int-yds	brup	qbh	fr-yds	ff	kick	saf
	Opponents	12	483	362	845	62-214	19-102	10-246	38	33	4-0	3	1	0



2025-26 Houston Football
Team Game-by-Game
All games

Page 1/2
as of Dec 06, 2025

Date	Opponent	Rushing				Receiving				Passing				Kick Returns				Punt Returns				tot off
		no.	yds	td	lg	no.	yds	td	lg	cmp-att-int	yds	td	lg	no.	yds	td	lg	no.	yds	td	lg	
08/28/2025	SFA	46	191	0	27	16	152	3	39	16-27-0	152	3	39	0	0	0	0	3	18	0	21	343
09/06/2025	at Rice	38	204	3	54	15	188	1	74	15-22-0	188	1	74	1	28	0	28	1	2	0	2	392
09/12/2025	Colorado	53	209	3	49	15	222	0	54	15-24-0	222	0	54	1	21	0	21	2	12	0	12	431
09/26/2025	at Oregon St.	30	82	1	14	20	270	2	50	20-36-1	270	2	50	5	116	0	35	3	18	0	10	352
10/04/2025	Texas Tech	30	103	0	21	10	164	1	64	10-25-2	164	1	64	4	78	0	25	0	0	0	0	267
10/11/2025	at Oklahoma St.	45	166	2	19	24	319	2	43	24-34-0	319	2	43	2	20	0	12	3	23	0	9	485
10/18/2025	Arizona	45	232	1	28	15	164	3	52	15-23-0	164	3	52	0	0	0	0	0	0	0	0	396
10/25/2025	at Arizona St.	48	183	2	50	17	201	1	32	17-22-0	201	1	32	2	19	0	18	0	0	0	0	384
11/01/2025	West Virginia	31	82	1	23	26	318	4	30	26-36-2	318	4	30	2	54	0	28	5	36	0	16	400
11/07/2025	at UCF	49	210	0	25	20	223	2	64	20-31-3	223	2	64	0	0	0	0	3	15	0	11	433
11/22/2025	TCU	40	230	0	54	15	161	2	29	15-29-1	161	2	29	2	45	0	26	0	0	0	0	391
11/29/2025	at Baylor	48	216	3	42	21	201	1	27	21-31-1	201	1	27	2	17	0	10	1	4	0	4	417
Houston		503	2108	16	54	214	2583	22	74	214-340-10	2583	22	74	21	398	0	35	21	128	0	21	4691
Opponents		428	1600	16	38	227	2578	13	70	227-377-12	2578	13	70	25	604	0	53	15	229	0	53	4178

Houston Averages

Games	Avg/ rush	Avg/ catch	Pass effic	KR avg	PR avg	All purpose avg/game	Total offense avg/game
12	4.2	12.1	142.2	19.0	6.1	446.3	390.9

Date	Opponent	Tackles				Sacks no-yds	Fumble		Pass Defense			blkd kick	PAT attempts			off		
		ua	a	total	tfl-yds		ff	fr-yds	int-yds	qbh	brup		kick	rush	rcv	saf	t/o	pts
08/28/2025	SFA	29	26	55	5.0-20	2-17	1	0-0	2-17	6	7	0	3-3	0	0	0	0	27
09/06/2025	at Rice	34	58	92	8.0-40	3-24	1	1-0	1-37	0	1	1	5-5	0	0	0	7	35
09/12/2025	Colorado	30	26	56	7.0-25	3-15	1	0-0	2-40	2	2	0	3-3	0	0	0	0	36
09/26/2025	at Oregon St.	38	66	104	2.0-8	1-3	4	0-0	0-0	3	6	2	3-3	0	0	0	0	27
10/04/2025	Texas Tech	62	30	92	2.0-12	2-12	2	1-0	0-0	2	4	0	0-0	0	1	0	0	11
10/11/2025	at Oklahoma St.	25	20	45	3.0-19	2-17	2	0-0	1-0	2	4	0	3-3	0	0	0	0	39
10/18/2025	Arizona	41	20	61	6.0-23	4-20	0	0-0	0-0	1	2	0	4-4	0	0	0	0	31
10/25/2025	at Arizona St.	35	12	47	5.0-19	4-18	1	1-0	0-0	4	10	0	3-3	0	0	0	0	24
11/01/2025	West Virginia	47	26	73	2.0-8	0-0	0	0-0	0-0	4	1	0	5-5	0	0	0	0	35
11/07/2025	at UCF	37	26	63	6.0-18	1-7	1	0-0	2-45	3	3	0	3-3	0	0	0	7	30
11/22/2025	TCU	38	36	74	5.0-18	1-14	1	1-0	3-0	4	2	0	2-2	0	0	0	14	14
11/29/2025	at Baylor	45	0	45	3.0-8	1-4	1	1-0	1-0	3	10	0	4-4	0	0	0	0	31
Houston		461	346	807	54.0-218	24-151	15	5-0	12-139	34	52	3	38-38	0	1	0	28	340
Opponents		483	362	845	62.0-214	19-102	3	4-0	10-246	33	38	1	26-26	1	0	0	54	262

Date	Opponent	Punting										Field Goals			Kickoffs			
		no.	yds	avg	long	blkd	tb	fc	50+	i20	md-att	long	blkd	no.	yds	avg	tb	ob
08/28/2025	SFA	7	324	46.3	58	0	2	1	4	1	2-2	43	0	6	389	64.8	5	0
09/06/2025	at Rice	5	226	45.2	54	0	1	3	2	1	0-1	0	0	6	378	63.0	3	0
09/12/2025	Colorado	1	56	56.0	56	0	0	0	1	1	5-6	52	0	9	571	63.4	1	1
09/26/2025	at Oregon St.	7	321	45.9	60	0	1	2	2	1	2-2	25	0	5	309	61.8	1	0
10/04/2025	Texas Tech	5	212	42.4	50	0	0	4	1	2	1-1	24	0	3	191	63.7	1	0
10/11/2025	at Oklahoma St.	2	28	14.0	28	1	0	0	0	0	4-4	48	0	9	562	62.4	4	0
10/18/2025	Arizona	2	91	45.5	47	0	0	2	0	2	1-2	41	0	5	319	63.8	3	0
10/25/2025	at Arizona St.	5	234	46.8	56	0	1	2	2	4	1-1	26	0	5	325	65.0	3	0
11/01/2025	West Virginia	4	184	46.0	53	0	1	0	1	2	0-0	0	0	6	378	63.0	1	1
11/07/2025	at UCF	3	126	42.0	53	0	0	1	1	1	3-3	40	0	6	377	62.8	3	0
11/22/2025	TCU	7	312	44.6	57	0	2	4	2	2	0-2	0	0	3	187	62.3	2	0
11/29/2025	at Baylor	3	103	34.3	45	0	0	0	0	1	1-1	29	0	6	380	63.3	4	0
Houston		51	2217	43.5	60	1	8	19	16	18	20-25	52	0	69	4366	63.3	31	2



2025-26 Houston Football
Team Game-by-Game
All games

Page 2/2
as of Dec 06, 2025

Date	Opponent	Punting										Field Goals			Kickoffs				
		no.	yds	avg	long	blkd	tb	fc	50+	i20	md-att	long	blkd	no.	yds	avg	tb	ob	
Opponents		60	2545	42.4	71	1	5	26	9	10	16-23	54	2	58	3568	61.5	30	3	



2025-26 Houston Football Opponents Game-by-Game All games

Page 1/2
as of Dec 06, 2025

Date	Opponent	Rushing				Receiving				Passing				Kick Returns				Punt Returns				tot off
		no.	yds	td	lg	no.	yds	td	lg	cmp-att-int	yds	td	lg	no.	yds	td	lg	no.	yds	td	lg	
08/28/2025	SFA	25	39	0	6	17	105	0	40	17-33-2	105	0	40	1	23	0	23	2	27	0	30	144
09/06/2025	at Rice	53	177	1	17	11	51	0	13	11-13-1	51	0	13	2	42	0	23	1	11	0	11	228
09/12/2025	Colorado	23	96	2	38	19	204	1	37	19-35-2	204	1	37	7	173	0	40	0	0	0	0	300
09/26/2025	at Oregon St.	49	189	2	18	20	201	1	30	20-33-0	201	1	30	2	38	0	20	3	19	0	8	390
10/04/2025	Texas Tech	50	207	2	23	28	345	1	69	28-40-0	345	1	69	2	38	0	24	1	30	0	30	552
10/11/2025	at Oklahoma St.	31	45	0	9	9	180	2	63	9-20-1	180	2	63	0	0	0	0	1	0	0	8	225
10/18/2025	Arizona	31	112	2	15	24	269	2	70	24-26-0	269	2	70	2	50	0	27	0	0	0	0	381
10/25/2025	at Arizona St.	21	98	0	23	24	328	2	36	24-46-0	328	2	36	2	48	0	28	2	17	0	11	426
11/01/2025	West Virginia	53	246	4	34	13	157	1	53	13-22-0	157	1	53	1	21	0	21	1	13	0	13	403
11/07/2025	at UCF	30	146	2	19	15	136	0	27	15-30-2	136	0	27	3	62	0	23	2	35	0	30	282
11/22/2025	TCU	36	133	0	28	24	293	2	37	24-33-3	293	2	37	1	20	0	20	1	53	0	53	426
11/29/2025	at Baylor	26	112	1	15	23	309	1	48	23-46-1	309	1	48	2	89	0	53	1	24	0	24	421
Opponents		428	1600	16	38	227	2578	13	70	227-377-12	2578	13	70	25	604	0	53	15	229	0	53	4178
Houston		503	2108	16	54	214	2583	22	74	214-340-10	2583	22	74	21	398	0	35	21	128	0	21	4691

Opponents Averages

Games	Avg/ rush	Avg/ catch	Pass effic	KR avg	PR avg	All purpose avg/game	Total offense avg/game
12	3.7	11.4	122.7	24.2	15.3	438.1	348.2

Date	Opponent	Tackles				Sacks no-yds	Fumble		Pass Defense			blkd kick	PAT attempts			off		
		ua	a total	tfl-yds			ff	fr-yds	int-yds	qbh	brup		kick	rush	rcv	saf	t/o	pts
08/28/2025	SFA	37	46	83	8.0-27	1-5	0	0-0	0-0	3	4	0	0-0	0	0	0	0	0
09/06/2025	at Rice	27	40	67	5.0-11	3-6	0	0-0	0-0	0	6	0	0-0	0	0	0	0	9
09/12/2025	Colorado	48	28	76	4.0-17	2-12	0	0-0	0-0	6	2	0	2-2	0	0	0	0	20
09/26/2025	at Oregon St.	34	34	68	6.0-16	3-11	0	0-0	1-25	6	2	0	3-3	0	0	0	7	24
10/04/2025	Texas Tech	32	16	48	6.0-26	2-17	1	1-0	2-26	7	6	0	2-2	0	0	0	10	35
10/11/2025	at Oklahoma St.	42	40	82	2.0-12	1-11	0	0-0	0-0	0	6	1	2-2	0	0	0	0	17
10/18/2025	Arizona	40	30	70	2.0-5	0-0	0	0-0	0-0	3	4	0	4-4	0	0	0	0	28
10/25/2025	at Arizona St.	46	32	78	8.0-23	1-8	0	0-0	0-0	1	1	0	1-1	0	0	0	0	16
11/01/2025	West Virginia	40	22	62	5.0-26	3-24	2	2-0	2-100	2	2	0	6-6	0	0	0	17	45
11/07/2025	at UCF	46	32	78	6.0-18	2-7	0	1-0	3-81	1	4	0	3-3	0	0	0	17	27
11/22/2025	TCU	42	20	62	4.0-15	0-0	0	0-0	1-0	1	1	0	2-2	0	0	0	0	17
11/29/2025	at Baylor	49	22	71	6.0-18	1-1	0	0-0	1-14	3	0	0	1-1	1	0	0	3	24
Opponents		483	362	845	62.0-214	19-102	3	4-0	10-246	33	38	1	26-26	1	0	0	54	262
Houston		461	346	807	54.0-218	24-151	15	5-0	12-139	34	52	3	38-38	0	1	0	28	340

Date	Opponent	Punting										Field Goals			Kickoffs				
		no.	yds	avg	long	blkd	tb	fc	50+	i20	md-att	long	blkd	no.	yds	avg	tb	ob	
08/28/2025	SFA	8	351	43.9	52	0	0	4	1	1	0-0	0	0	1	65	65.0	1	0	
09/06/2025	at Rice	7	279	39.9	49	1	1	4	0	0	1-1	42	0	3	190	63.3	2	0	
09/12/2025	Colorado	6	250	41.7	47	0	0	2	0	1	0-0	0	0	4	198	49.5	2	1	
09/26/2025	at Oregon St.	7	275	39.3	64	0	1	1	1	2	1-3	31	2	5	312	62.4	0	0	
10/04/2025	Texas Tech	2	86	43.0	52	0	0	1	1	1	5-7	33	0	9	574	63.8	5	0	
10/11/2025	at Oklahoma St.	5	245	49.0	71	0	1	1	2	0	1-2	37	0	4	239	59.8	0	0	
10/18/2025	Arizona	2	98	49.0	57	0	0	1	1	1	0-0	0	0	5	309	61.8	3	1	
10/25/2025	at Arizona St.	4	157	39.3	46	0	0	4	0	1	1-3	47	0	3	167	55.7	0	1	
11/01/2025	West Virginia	6	275	45.8	55	0	1	0	2	0	1-1	50	0	8	514	64.3	6	0	
11/07/2025	at UCF	7	282	40.3	48	0	1	3	0	1	2-2	54	0	6	390	65.0	6	0	
11/22/2025	TCU	4	151	37.8	39	0	0	4	0	1	1-1	29	0	4	253	63.3	2	0	
11/29/2025	at Baylor	2	96	48.0	53	0	0	1	1	1	3-3	54	0	6	357	59.5	3	0	
Opponents		60	2545	42.4	71	1	5	26	9	10	16-23	54	2	58	3568	61.5	30	3	



2025-26 Houston Football
Opponents Game-by-Game
All games

Page 2/2
as of Dec 06, 2025

Date	Opponent	Punting										Field Goals			Kickoffs				
		no.	yds	avg	long	blkd	tb	fc	50+	i20	md-att	long	blkd	no.	yds	avg	tb	ob	
Houston		51	2217	43.5	60	1	8	19	16	18	20-25	52	0	69	4366	63.3	31	2	



2025-26 Houston Football
Team Game Highs
All games

Page 1/1
as of Dec 06, 2025

Houston - Game Highs

RUSHES	53	Colorado (09/12/2025)
YARDS RUSHING	232	Arizona (10/18/2025)
YARDS PER RUSH	5.8	TCU (11/22/2025)
TD RUSHES	3 3 3	at Baylor (11/29/2025) Colorado (09/12/2025) at Rice (09/06/2025)
PASS ATTEMPTS	36 36	West Virginia (11/01/2025) at Oregon St. (09/26/2025)
PASS COMPLETIONS	26	West Virginia (11/01/2025)
YARDS PASSING	319	at Oklahoma St. (10/11/2025)
YARDS PER PASS	9.4	at Oklahoma St. (10/11/2025)
TD PASSES	4	West Virginia (11/01/2025)
TOTAL PLAYS	80	at UCF (11/07/2025)
TOTAL OFFENSE	485	at Oklahoma St. (10/11/2025)
YARDS PER PLAY	6.5	at Rice (09/06/2025)
POINTS	39	at Oklahoma St. (10/11/2025)
SACKS BY	4 4	at Arizona St. (10/25/2025) Arizona (10/18/2025)
FIRST DOWNS	29	at Baylor (11/29/2025)
PENALTIES	8 8 8	at Oklahoma St. (10/11/2025) at Oregon St. (09/26/2025) SFA (08/28/2025)
PENALTY YARDS	69	at Oklahoma St. (10/11/2025)
TURNOVERS	4 4	at UCF (11/07/2025) West Virginia (11/01/2025)
PUNTS	7 7 7	TCU (11/22/2025) at Oregon St. (09/26/2025) SFA (08/28/2025)
PUNTING AVG	56.0	Colorado (09/12/2025)
LONG PUNT	60	at Oregon St. (09/26/2025)
PUNTS INSIDE 20	4	at Arizona St. (10/25/2025)
LONG PUNT RETURN	21	SFA (08/28/2025)



2025-26 Houston Football
Opponent Match Highs
All games

Page 1/1
as of Dec 06, 2025

Opponent - Game Highs

RUSHES	53	West Virginia (11/01/2025)
	53	at Rice (09/06/2025)
YARDS RUSHING	246	West Virginia (11/01/2025)
YARDS PER RUSH	4.9	at UCF (11/07/2025)
TD RUSHES	4	West Virginia (11/01/2025)
PASS ATTEMPTS	46	at Baylor (11/29/2025)
	46	at Arizona St. (10/25/2025)
PASS COMPLETIONS	28	Texas Tech (10/04/2025)
YARDS PASSING	345	Texas Tech (10/04/2025)
YARDS PER PASS	10.3	Arizona (10/18/2025)
TD PASSES	2	TCU (11/22/2025)
	2	at Arizona St. (10/25/2025)
	2	Arizona (10/18/2025)
	2	at Oklahoma St. (10/11/2025)
TOTAL PLAYS	90	Texas Tech (10/04/2025)
TOTAL OFFENSE	552	Texas Tech (10/04/2025)
YARDS PER PLAY	6.7	Arizona (10/18/2025)
POINTS	45	West Virginia (11/01/2025)
SACKS BY	3	West Virginia (11/01/2025)
	3	at Oregon St. (09/26/2025)
	3	at Rice (09/06/2025)
FIRST DOWNS	27	Texas Tech (10/04/2025)
PENALTIES	12	at Arizona St. (10/25/2025)
PENALTY YARDS	90	at Baylor (11/29/2025)
TURNOVERS	4	TCU (11/22/2025)
PUNTS	8	SFA (08/28/2025)
PUNTING AVG	49.0	Arizona (10/18/2025)
	49.0	at Oklahoma St. (10/11/2025)
LONG PUNT	71	at Oklahoma St. (10/11/2025)
PUNTS INSIDE 20	2	at Oregon St. (09/26/2025)
LONG PUNT RETURN	53	TCU (11/22/2025)



2025-26 Houston Football
Team Match Lows
All games

Page 1/1
as of Dec 06, 2025

Houston - Game Lows

RUSHES	30	Texas Tech (10/04/2025)
	30	at Oregon St. (09/26/2025)
YARDS RUSHING	82	West Virginia (11/01/2025)
	82	at Oregon St. (09/26/2025)
YARDS PER RUSH	2.6	West Virginia (11/01/2025)
TD RUSHES	0	TCU (11/22/2025)
	0	at UCF (11/07/2025)
	0	Texas Tech (10/04/2025)
	0	SFA (08/28/2025)
PASS ATTEMPTS	22	at Arizona St. (10/25/2025)
	22	at Rice (09/06/2025)
PASS COMPLETIONS	10	Texas Tech (10/04/2025)
YARDS PASSING	152	SFA (08/28/2025)
YARDS PER PASS	5.6	TCU (11/22/2025)
TD PASSES	0	Colorado (09/12/2025)
TOTAL PLAYS	55	Texas Tech (10/04/2025)
TOTAL OFFENSE	267	Texas Tech (10/04/2025)
YARDS PER PLAY	4.7	SFA (08/28/2025)
POINTS	11	Texas Tech (10/04/2025)
SACKS BY	0	West Virginia (11/01/2025)
FIRST DOWNS	12	Texas Tech (10/04/2025)
PENALTIES	2	at Baylor (11/29/2025)
	2	West Virginia (11/01/2025)
	2	at Rice (09/06/2025)
PENALTY YARDS	15	West Virginia (11/01/2025)
INTERCEPTIONS BY	0	West Virginia (11/01/2025)
	0	at Arizona St. (10/25/2025)
	0	Arizona (10/18/2025)
	0	Texas Tech (10/04/2025)
	0	at Oregon St. (09/26/2025)
PUNTS	1	Colorado (09/12/2025)
PUNTING AVG	14.0	at Oklahoma St. (10/11/2025)
LONG PUNT	28	at Oklahoma St. (10/11/2025)
PUNTS INSIDE 20	0	at Oklahoma St. (10/11/2025)
LONG PUNT RETURN	0	TCU (11/22/2025)
	0	at Arizona St. (10/25/2025)
	0	Arizona (10/18/2025)
	0	Texas Tech (10/04/2025)



2025-26 Houston Football
Opponent Match Lows
All games

Page 1/1
as of Dec 06, 2025

Opponent - Game Lows

RUSHES	21	at Arizona St. (10/25/2025)
YARDS RUSHING	39	SFA (08/28/2025)
YARDS PER RUSH	1.5	at Oklahoma St. (10/11/2025)
TD RUSHES	0 0 0 0	TCU (11/22/2025) at Arizona St. (10/25/2025) at Oklahoma St. (10/11/2025) SFA (08/28/2025)
PASS ATTEMPTS	13	at Rice (09/06/2025)
PASS COMPLETIONS	9	at Oklahoma St. (10/11/2025)
YARDS PASSING	51	at Rice (09/06/2025)
YARDS PER PASS	3.2	SFA (08/28/2025)
TD PASSES	0 0 0	at UCF (11/07/2025) at Rice (09/06/2025) SFA (08/28/2025)
TOTAL PLAYS	51	at Oklahoma St. (10/11/2025)
TOTAL OFFENSE	144	SFA (08/28/2025)
YARDS PER PLAY	2.5	SFA (08/28/2025)
POINTS	0	SFA (08/28/2025)
SACKS BY	0 0	TCU (11/22/2025) Arizona (10/18/2025)
FIRST DOWNS	7	SFA (08/28/2025)
PENALTIES	1	at Rice (09/06/2025)
PENALTY YARDS	10	at Rice (09/06/2025)
INTERCEPTIONS BY	0 0 0 0 0 0	at Arizona St. (10/25/2025) Arizona (10/18/2025) at Oklahoma St. (10/11/2025) Colorado (09/12/2025) at Rice (09/06/2025) SFA (08/28/2025)
PUNTS	2 2 2	at Baylor (11/29/2025) Arizona (10/18/2025) Texas Tech (10/04/2025)
PUNTING AVG	37.8	TCU (11/22/2025)
LONG PUNT	39	TCU (11/22/2025)
PUNTS INSIDE 20	0 0 0	West Virginia (11/01/2025) at Oklahoma St. (10/11/2025) at Rice (09/06/2025)
LONG PUNT RETURN	0 0	Arizona (10/18/2025) Colorado (09/12/2025)



2025-26 Houston Football
Individual Game Highs
All games

Page 1/1
as of Dec 06, 2025

Houston - Individual Game Highs

RUSHES	22	Conner Weigman at Baylor (11/29/2025)
	22	Conner Weigman at UCF (11/07/2025)
	22	Dean Connors vs Colorado (09/12/2025)
YARDS RUSHING	132	Dean Connors at Rice (09/06/2025)
TD RUSHES	2	Conner Weigman at Baylor (11/29/2025)
	2	Conner Weigman at Arizona St. (10/25/2025)
	2	Conner Weigman vs Colorado (09/12/2025)
	2	Dean Connors at Rice (09/06/2025)
LONG RUSH	54	Dean Connors vs TCU (11/22/2025)
	54	Dean Connors at Rice (09/06/2025)
PASS ATTEMPTS	36	Conner Weigman at Oregon St. (09/26/2025)
PASS COMPLETIONS	25	Conner Weigman vs West Virginia (11/01/2025)
YARDS PASSING	309	Conner Weigman vs West Virginia (11/01/2025)
TD PASSES	4	Conner Weigman vs West Virginia (11/01/2025)
LONG PASS	74	Conner Weigman at Rice (09/06/2025)
RECEPTIONS	10	Amare Thomas vs West Virginia (11/01/2025)
YARDS RECEIVING	157	Amare Thomas at Oklahoma St. (10/11/2025)
TD RECEPTIONS	3	Amare Thomas vs West Virginia (11/01/2025)
LONG RECEPTION	74	Stephon Johnson at Rice (09/06/2025)
PUNTS	7	Liam Dougherty vs TCU (11/22/2025)
	7	Liam Dougherty at Oregon St. (09/26/2025)
	7	Liam Dougherty vs SFA (08/28/2025)
PUNTING AVG	56.0	Liam Dougherty vs Colorado (09/12/2025)
LONG PUNT	60	Liam Dougherty at Oregon St. (09/26/2025)
PUNTS INSIDE 20	4	Liam Dougherty at Arizona St. (10/25/2025)
LONG PUNT RETURN	21	Mekhi Mews vs SFA (08/28/2025)
LONG KICKOFF RETURN	35	Mekhi Mews at Oregon St. (09/26/2025)
TACKLES	15	Sione Fotu at Oregon St. (09/26/2025)
SACKS	3	Eddie Walls III at Arizona St. (10/25/2025)
TACKLES FOR LOSS	3.5	Wrook Brown vs Arizona (10/18/2025)



2025-26 Houston Football
Opponent Individual Match Highs
All games

Page 1/1
as of Dec 06, 2025

Opponent - Individual Game Highs

RUSHES	29	Diore Hubbard vs West Virginia (11/01/2025)
YARDS RUSHING	109	J'Koby Williams vs Texas Tech (10/04/2025)
TD RUSHES	2 2	Scotty Fox Jr. vs West Virginia (11/01/2025) J'Koby Williams vs Texas Tech (10/04/2025)
LONG RUSH	38	Simeon Price vs Colorado (09/12/2025)
PASS ATTEMPTS	46	Sawyer Robertson at Baylor (11/29/2025)
PASS COMPLETIONS	28	Behren Morton vs Texas Tech (10/04/2025)
YARDS PASSING	345	Behren Morton vs Texas Tech (10/04/2025)
TD PASSES	2 2	Josh Hoover vs TCU (11/22/2025) Noah Fifita vs Arizona (10/18/2025)
LONG PASS	70	Noah Fifita vs Arizona (10/18/2025)
RECEPTIONS	10	Coy Eakin vs Texas Tech (10/04/2025)
YARDS RECEIVING	159	Malik McClain at Arizona St. (10/25/2025)
TD RECEPTIONS	1 1 1 1 1 1 1 1 1 1 1 1 1 1 1	Josh Cameron at Baylor (11/29/2025) Eric McAlister vs TCU (11/22/2025) Jordan Dwyer vs TCU (11/22/2025) Cam Vaughn vs West Virginia (11/01/2025) Chamon Metayer at Arizona St. (10/25/2025) Cameron Harpole at Arizona St. (10/25/2025) Luke Wysong vs Arizona (10/18/2025) Tre Spivey vs Arizona (10/18/2025) Gavin Freeman at Oklahoma St. (10/11/2025) Rodney Fields Jr. at Oklahoma St. (10/11/2025) Cameron Dickey vs Texas Tech (10/04/2025) Marquis Crosby at Oregon St. (09/26/2025) Joseph Williams vs Colorado (09/12/2025)
LONG RECEPTION	70	Tre Spivey vs Arizona (10/18/2025)
FIELD GOALS	3 3	Connor Hawkins at Baylor (11/29/2025) Stone Harrington vs Texas Tech (10/04/2025)
LONG FIELD GOALS	54 54	Connor Hawkins at Baylor (11/29/2025) Noe Ruelas at UCF (11/07/2025)
PUNTS	8	Lachie Pozzobon vs SFA (08/28/2025)
PUNTING AVG	49.0 49.0	Wes Pahl at Oklahoma St. (10/11/2025) Isaac Lovison vs Arizona (10/18/2025)
LONG PUNT	71	Wes Pahl at Oklahoma St. (10/11/2025)
PUNTS INSIDE 20	1 1 1 1 1 1 1 1 1 1 1	Palmer Williams at Baylor (11/29/2025) Ethan Craw vs TCU (11/22/2025) Anthony Venneri at UCF (11/07/2025) Kanyon Floyd at Arizona St. (10/25/2025) Isaac Lovison vs Arizona (10/18/2025) Jack Burgess vs Texas Tech (10/04/2025) Maalik Murphy at Oregon St. (09/26/2025) AJ Winsor at Oregon St. (09/26/2025) Damon Greaves vs Colorado (09/12/2025) Lachie Pozzobon vs SFA (08/28/2025)
LONG PUNT RETURN	53	Jordan Dwyer vs TCU (11/22/2025)
LONG KICKOFF RETURN	53	Kole Wilson at Baylor (11/29/2025)
TACKLES	15 15	Kaleb Elarms-Orr vs TCU (11/22/2025) Ty Morris at Rice (09/06/2025)
SACKS	2 2	David Bailey vs Texas Tech (10/04/2025) Jacob Schuster at Oregon St. (09/26/2025)
TACKLES FOR LOSS	3	David Bailey vs Texas Tech (10/04/2025)
INTERCEPTIONS	3	Phillip Dunnam at UCF (11/07/2025)



2025-26 Houston Football
Rushing/Receiving Game-by-Game
All games

Page 1/1
as of Dec 06, 2025

Rushing

Player	No-Yds/TD	SFA	Rice	CU	OSU	TTU	OSU	UA	ASU	WVU	UCF	TCU	Baylor
Dean Connors	184-851/5	15-50/0	13-132/2	22-89/1	17-53/0	13-31/0	15-83/1	20-100/0	20-48/0	13-71/0	10-68/0	12-75/0	14-51/1
Conner Weigman	158-644/11	6-39/0	11-20/1	17-83/2	6--1/1	6-7/0	6--3/1	14-98/1	21-111/2	12--27/1	22-82/0	15-114/0	22-121/2
DJ Butler	60-280/0	5-29/0	4-11/0	DNP	3-17/0	DNP	5-17/0	2-7/0	4-19/0	5-25/0	14-69/0	8-33/0	10-53/0
Stacy Sneed	35-127/0	7-30/0	9-36/0	9-35/0	2-12/0	2-7/0	4-10/0	DNP	DNP	DNP	1--4/0	1-1/0	-
J'Marion Burnette	28-82/0	10-40/0	DNP	DNP	DNP	2--1/0	7-16/0	9-27/0	-	DNP	DNP	DNP	DNP
Zeon Chriss-Gremillion	12-79/0	2-7/0	-	DNP	DNP	7-59/0	3-13/0	DNP	DNP	-	DNP	DNP	DNP
Austin Carlisle	4-38/0	DNP	DNP	DNP	DNP	DNP	3-25/0	-	-	1-13/0	DNP	DNP	DNP
Amare Thomas	4-11/0	-	-	-	1-3/0	-	-	-	2-6/0	-	-	1-2/0	-
Mekhi Mews	4--11/0	1--4/0	-	2-1/0	-	-	-	-	-	-	-	-	1--8/0
Zane Smith	2-12/0	DNP	1-5/0	DNP	DNP	DNP	1-7/0	DNP	DNP	DNP	DNP	DNP	DNP
Koby Young	1-8/0	-	-	-	-	-	-	-	-	-	-	1-8/0	-
Stephon Johnson	1-5/0	-	-	1-5/0	-	-	-	DNP	DNP	DNP	DNP	DNP	DNP

Receiving

Player	No-Yds/TD	SFA	Rice	CU	OSU	TTU	OSU	UA	ASU	WVU	UCF	TCU	Baylor
Tanner Koziol	65-651/5	7-63/1	6-52/0	4-33/0	6-86/1	2-10/0	5-66/0	6-40/1	7-100/1	5-54/1	8-66/0	2-22/0	7-59/0
Amare Thomas	59-906/10	3-44/1	2-16/0	3-50/0	6-104/0	2-70/1	7-157/0	4-69/2	3-25/0	10-99/3	5-103/1	5-72/1	9-97/1
Dean Connors	31-242/3	2-1/0	2-3/0	2-22/0	4-33/0	1-9/0	2-7/1	3-38/0	2-17/0	3-27/0	2-16/1	5-47/1	3-22/0
Stephon Johnson	13-275/2	-	1-74/1	5-117/0	2-44/1	2-26/0	3-14/0	DNP	DNP	DNP	DNP	DNP	DNP
Koby Young	10-159/0	-	-	-	-	1-43/0	-	1-6/0	2-27/0	4-56/0	2-27/0	-	-
Harvey Broussard	8-114/1	1-1/0	-	-	-	-	2-43/1	1-11/0	2-12/0	2-47/0	-	-	-
DJ Butler	7-51/0	-	-	DNP	-	DNP	1-9/0	-	-	1-9/0	2-8/0	2-13/0	1-12/0
Stacy Sneed	6-40/0	-	1-14/0	-	1-3/0	2-6/0	1-6/0	DNP	DNP	DNP	-	-	1-11/0
Mekhi Mews	6-24/0	2-4/0	1-16/0	-	1-0/0	-	2-4/0	-	-	-	-	-	-
Jaquise Martin	5-69/0	DNP	DNP	DNP	-	-	1-13/0	-	1-20/0	1-26/0	1-3/0	1-7/0	-
Luke McGary	3-13/0	-	2-13/0	1-0/0	-	-	-	DNP	DNP	DNP	DNP	DNP	DNP
J'Marion Burnette	1-39/1	1-39/1	DNP	DNP	DNP	-	-	-	-	DNP	DNP	DNP	DNP



2025-26 Houston Football
Red-Zone Results
All games

Page 1/1
as of Dec 06, 2025

Houston Inside Opponent Red-Zone

Date	Opponent	Score	Times	Times	Total	Rush	Pass	FGs	Failed to score inside RZ						
			In RZ	Scored	Pts TDs				FGA	Down	Int	Fumb	Half	Game	
08/28/2025	SFA	W 27-0	3	3	17 2	0	2	1	1	0	0	0	0	0	0
09/06/2025	at Rice	W 35-9	1	1	7 1	1	0	0	0	0	0	0	0	0	0
09/12/2025	Colorado	W 36-20	5	4	24 3	3	0	1	1	1	0	0	0	0	0
09/26/2025	at Oregon St.	W 27-24	3	3	13 1	1	0	2	2	0	0	0	0	0	0
10/04/2025	Texas Tech	L 11-35	1	1	3 0	0	0	1	1	0	0	0	0	0	0
10/11/2025	at Oklahoma St.	W 39-17	6	6	33 4	2	2	2	2	0	0	0	0	0	0
10/18/2025	Arizona	W 31-28	3	3	21 3	1	2	0	0	0	0	0	0	0	0
10/25/2025	at Arizona St.	W 24-16	5	4	24 3	2	1	1	1	0	0	0	0	0	1
11/01/2025	West Virginia	L 35-45	4	4	28 4	1	3	0	0	0	0	0	0	0	0
11/07/2025	at UCF	W 30-27	3	3	13 1	0	1	2	2	0	0	0	0	0	0
11/22/2025	TCU	L 14-17	4	2	14 2	0	2	0	1	0	1	0	0	0	0
11/29/2025	at Baylor	W 31-24	3	3	17 2	2	0	1	1	0	0	0	0	0	0
Totals 37 of 41 (90.2%)			41	37	214 26	13	13	11	12	1	1	0	0	1	

Opponents Inside Houston Red-Zone

Date	Opponent	Score	Times	Times	Total	Rush	Pass	FGs	Failed to score inside RZ						
			In RZ	Scored	Pts TDs				FGA	Down	Int	Fumb	Half	Game	
08/28/2025	SFA	W 27-0	0	0	0 0	0	0	0	0	0	0	0	0	0	0
09/06/2025	Rice	W 35-9	2	2	9 1	1	0	1	1	0	0	0	0	0	0
09/12/2025	Colorado	W 36-20	1	1	7 1	1	0	0	0	0	0	0	0	0	0
09/26/2025	Oregon St.	W 27-24	5	4	24 3	2	1	1	1	1	0	0	0	0	0
10/04/2025	Texas Tech	L 11-35	8	7	29 2	2	0	5	5	0	0	0	0	0	1
10/11/2025	Oklahoma St.	W 39-17	1	1	3 0	0	0	1	1	0	0	0	0	0	0
10/18/2025	Arizona	W 31-28	3	3	21 3	2	1	0	0	0	0	0	0	0	0
10/25/2025	Arizona St.	W 24-16	2	1	6 1	0	1	0	1	0	0	0	0	0	0
11/01/2025	West Virginia	L 35-45	3	2	14 2	2	0	0	0	0	0	0	0	0	1
11/07/2025	UCF	W 30-27	3	3	17 2	2	0	1	1	0	0	0	0	0	0
11/22/2025	TCU	L 14-17	4	2	10 1	0	1	1	1	1	1	0	0	0	0
11/29/2025	Baylor	W 31-24	6	3	14 1	1	0	2	2	2	1	0	0	0	0
Totals 29 of 38 (76.3%)			38	29	154 17	13	4	12	13	4	2	0	0	2	



**2025-26 Houston Football
By Quarter Statistics
All games**

Page 1/2
as of Dec 06, 2025

3rd-Down Conversions

Date	Opponent		Score	Overall	1st Qtr	2nd Qtr	3rd Qtr	4th Qtr	Overtime
08/28/2025	SFA	W	27-0	7-17 41.2	2-5 40.0	2-4 50.0	2-4 50.0	1-4 25.0	1-1 100.0
09/06/2025	at Rice	W	35-9	9-16 56.3	1-5 20.0	1-3 33.3	5-6 83.3	2-2 100.0	0-0 0.0
09/12/2025	Colorado	W	36-20	7-18 38.9	3-4 75.0	2-5 40.0	2-5 40.0	0-4 0.0	0-0 0.0
09/26/2025	at Oregon St.	Wot1	27-24	6-15 40.0	1-3 33.3	4-5 80.0	0-3 0.0	0-3 0.0	0-0 0.0
10/04/2025	Texas Tech	L	11-35	1-12 8.3	1-3 33.3	0-3 0.0	0-3 0.0	0-3 0.0	0-0 0.0
10/11/2025	at Oklahoma St.	W	39-17	6-14 42.9	2-4 50.0	0-4 0.0	2-3 66.7	2-3 66.7	0-0 0.0
10/18/2025	Arizona	W	31-28	8-14 57.1	0-2 0.0	4-5 80.0	3-4 75.0	1-3 33.3	0-0 0.0
10/25/2025	at Arizona St.	W	24-16	7-15 46.7	3-4 75.0	1-4 25.0	2-2 100.0	1-5 20.0	0-0 0.0
11/01/2025	West Virginia	L	35-45	5-12 41.7	0-1 0.0	2-4 50.0	2-5 40.0	1-2 50.0	0-0 0.0
11/07/2025	at UCF	W	30-27	8-16 50.0	2-5 40.0	2-4 50.0	2-3 66.7	2-4 50.0	0-0 0.0
11/22/2025	TCU	L	14-17	4-17 23.5	0-4 0.0	2-5 40.0	1-4 25.0	1-4 25.0	0-0 0.0
11/29/2025	at Baylor	W	31-24	5-14 35.7	3-5 60.0	0-2 0.0	0-3 0.0	2-4 50.0	0-0 0.0
Houston				73-180 40.6	18-45 40.0	20-48 41.7	21-45 46.7	13-41 31.7	1-1 100.0
Opponents				59-172 34.3	18-43 41.9	19-48 39.6	5-32 15.6	17-48 35.4	0-1 0.0

4th-Down Conversions

Date	Opponent		Score	Overall	1st Qtr	2nd Qtr	3rd Qtr	4th Qtr	Overtime
08/28/2025	SFA	W	27-0	0-1 0.0	0-0 0.0	0-1 0.0	0-0 0.0	0-0 0.0	0-0 0.0
09/06/2025	at Rice	W	35-9	0-1 0.0	0-1 0.0	0-0 0.0	0-0 0.0	0-0 0.0	0-0 0.0
09/12/2025	Colorado	W	36-20	2-3 66.7	0-0 0.0	0-0 0.0	2-2 100.0	0-1 0.0	0-0 0.0
09/26/2025	at Oregon St.	Wot1	27-24	1-1 100.0	0-0 0.0	0-0 0.0	0-0 0.0	1-1 100.0	0-0 0.0
10/04/2025	Texas Tech	L	11-35	2-5 40.0	0-0 0.0	1-2 50.0	0-0 0.0	1-3 33.3	0-0 0.0
10/11/2025	at Oklahoma St.	W	39-17	2-3 66.7	1-1 100.0	1-2 50.0	0-0 0.0	0-0 0.0	0-0 0.0
10/18/2025	Arizona	W	31-28	2-2 100.0	0-0 0.0	1-1 100.0	1-1 100.0	0-0 0.0	0-0 0.0
10/25/2025	at Arizona St.	W	24-16	0-1 0.0	0-0 0.0	0-0 0.0	0-0 0.0	0-1 0.0	0-0 0.0
11/01/2025	West Virginia	L	35-45	2-2 100.0	0-0 0.0	0-0 0.0	2-2 100.0	0-0 0.0	0-0 0.0
11/07/2025	at UCF	W	30-27	1-3 33.3	0-2 0.0	1-1 100.0	0-0 0.0	0-0 0.0	0-0 0.0
11/22/2025	TCU	L	14-17	1-2 50.0	1-1 100.0	0-1 0.0	0-0 0.0	0-0 0.0	0-0 0.0
11/29/2025	at Baylor	W	31-24	4-5 80.0	1-1 100.0	1-1 100.0	1-1 100.0	1-2 50.0	0-0 0.0
Houston				17-29 58.6	3-6 50.0	5-9 55.6	6-6 100.0	3-8 37.5	0-0 0.0
Opponents				12-25 48.0	2-3 66.7	1-4 25.0	1-2 50.0	8-15 53.3	0-1 0.0

Time of Possession

Date	Opponent		Score	Overall	1st Qtr	2nd Qtr	3rd Qtr	4th Qtr	Overtime
08/28/2025	SFA	W	27-0	34:49	06:22	12:22	09:14	06:51	00:00
09/06/2025	at Rice	W	35-9	27:14	08:38	04:30	10:40	03:26	00:00
09/12/2025	Colorado	W	36-20	36:45	05:32	10:15	12:49	08:09	00:00
09/26/2025	at Oregon St.	Wot1	27-24	24:37	04:34	09:55	04:50	05:18	00:00
10/04/2025	Texas Tech	L	11-35	22:02	04:10	07:14	04:53	05:45	00:00
10/11/2025	at Oklahoma St.	W	39-17	36:19	08:25	08:33	10:10	09:11	00:00
10/18/2025	Arizona	W	31-28	29:32	04:27	07:58	09:04	08:03	00:00
10/25/2025	at Arizona St.	W	24-16	37:02	09:58	08:39	07:57	10:28	00:00
11/01/2025	West Virginia	L	35-45	29:31	05:18	10:05	11:04	03:04	00:00
11/07/2025	at UCF	W	30-27	34:38	10:17	05:15	06:17	12:49	00:00
11/22/2025	TCU	L	14-17	32:28	04:06	12:41	08:46	06:55	00:00



2025-26 Houston Football
By Quarter Statistics
All games

Page 2/2
as of Dec 06, 2025

Date	Opponent		Score	Overall	1st Qtr	2nd Qtr	3rd Qtr	4th Qtr	Overtime
11/29/2025	at Baylor	W	31-24	36:26	08:04	08:59	09:38	09:45	00:00
Houston			Total	381:23	79:51	106:26	105:22	89:44	00:00
			Avg.	31:47	06:39	08:52	08:47	07:29	00:00
Opponents			Total	338:37	81:05	92:38	54:24	110:30	00:00
			Avg.	28:13	06:45	07:43	04:32	09:12	00:00

STARTING LINEUPS

OFFENSE	LT	LG	C	RG	RT	QB	RB	WR/RB	TE	TE/WR	WR
Stephen F. Austin \$	Ebosele	Brooks Jr.	Hunter	Wykoff	Merryman	Weigman	Connors	Johnson	Koziol	McGary	K. Young
at Rice	Ebosele	Wykoff	Hunter	Agnello	Merryman	Weigman	Connors	Johnson	Koziol	A. Thomas	K. Young
Colorado \$	Ndukwe	Wykoff	Hunter	Agnello	Ebosele	Weigman	Connors	Johnson	Koziol	McGary	A. Thomas
at Oregon State	Ebosele	Wykoff	Hunter	Brooks Jr.	Merryman	Weigman	Connors	Johnson	Koziol	Broussard	A. Thomas
Texas Tech \$	Ebosele	Brooks Jr.	Hunter	Wykoff	Merryman	Weigman	Connors	Johnson	Koziol	McGary	A. Thomas
at Oklahoma State	Ebosele	Brooks Jr.	Hunter	Agnello	Merryman	Weigman	Connors	Johnson	Koziol	Broussard	A. Thomas
Arizona *	Ebosele	Brooks Jr.	Hunter	Agnello	Merryman	Weigman	Connors	Burnette	Koziol	Broussard	A. Thomas
at Arizona State	Ebosele	Wykoff	Hunter	Agnello	Merryman	Weigman	Connors	K. Young	Koziol	Broussard	A. Thomas
West Virginia	Ebosele	Wykoff	Hunter	Agnello	Merryman	Weigman	Connors	K. Young	Koziol	Broussard	A. Thomas
at UCF	Ebosele	Wykoff	Hunter	Agnello	Merryman	Weigman	Connors	K. Young	Koziol	Broussard	A. Thomas
TCU	Ebosele	Wykoff	Hunter	Agnello	Merryman	Weigman	Connors	K. Young	Koziol	Broussard	A. Thomas
at Baylor	Ebosele	Wykoff	Hunter	Agnello	Merryman	Weigman	Connors	K. Young	Koziol	Broussard	A. Thomas

* - Started two running backs | ^ - Started four wide receivers | \$ - Started two tight ends | ! - Started five wide receivers

DEFENSE	END	FIELD	NG	JACK	WILL	MIKE	STAR	FS	WS	CB	CB
Stephen F. Austin	Laufau	Walls III	C. Allen Jr.	L. McCutchin	Garner	Fotu	Stampley II	Webb	J. Allen	James	L. McCutchin Sr.
at Rice	Laufau	Walls III	C. Allen Jr.	L. McCutchin	Garner	Glass	Stampley II	Webb	J. Allen	James	L. McCutchin Sr.
Colorado	Laufau	Walls III	C. Allen Jr.	L. McCutchin	Garner	Fotu	Stampley II	Webb	J. Allen	James	L. McCutchin Sr.
at Oregon State	Laufau	Walls III	C. Allen Jr.	L. McCutchin	Garner	Fotu	Stampley II	Webb	J. Allen	James	L. McCutchin Sr.
Texas Tech	Laufau	Walls III	C. Allen Jr.	Mack II	Garner	Fotu	Stampley II	Webb	J. Allen	James	L. McCutchin Sr.
at Oklahoma State	Laufau	Walls III	C. Allen Jr.	Mack II	Garner	Fotu	Stampley II	Webb	J. Allen	James	L. McCutchin Sr.
Arizona	Laufau	Walls III	C. Allen Jr.	Mack II	Garner	Fotu	Stampley II	Webb	J. Allen	James	L. McCutchin Sr.
at Arizona State	Laufau	Walls III	C. Allen Jr.	Mack II	Garner	Fotu	Brown	Webb	J. Allen	James	L. McCutchin Sr.
West Virginia	Laufau	Walls III	C. Allen Jr.	Mack II	Garner	Fotu	Brown	Webb	J. Allen	James	L. McCutchin Sr.
at UCF	Laufau	Walls III	C. Allen Jr.	Mack II	Garner	Fotu	Brown	Webb	J. Allen	James	L. McCutchin Sr.
TCU	Laufau	Walls III	C. Allen Jr.	Mack II	Garner	Fotu	Brown	Webb	J. Allen	James	L. McCutchin Sr.
at Baylor	Parker	Walls III	C. Allen Jr.	Mack II	Garner	Fotu	Brown	Webb	J. Allen	James	L. McCutchin Sr.

* - Started five defensive backs | \$ - Started five defensive lineman | ^ - Started 3 defensive linemen/3 linebackers

Italics - First start at Houston; **Bold Italics** - First collegiate start

HOUSTON GIVEAWAYS/TAKEAWAYS

Game	Giveaways			Takeaways			
	Fum	Int	Tot	Fum	Int	Tot	Dif.
SFA	0	0	0	0	2	2	+2
at Rice	0	0	0	1	1	2	+2
Colorado	0	0	0	0	2	2	+2
at Oregon State	0	1	1	0	0	0	-1
Texas Tech	1	2	3	1	0	1	-2
at Oklahoma State	0	0	0	0	1	1	+1
Arizona	0	0	0	0	0	0	0
at Arizona State	0	0	0	1	0	1	+1
West Virginia	2	2	4	0	0	0	-4
at UCF	1	3	4	0	2	2	-2
TCU	0	1	1	1	3	4	+3
at Baylor	0	1	1	1	1	2	+1

COIN TOSS

Game	Result	Score
SFA	Won, Deferred	W, 27-0
at Rice	Lost, Received	W, 35-9
Colorado	Won, Deferred	W, 36-20
at Oregon State	Won, Deferred	W, 27-24 (OT)
Texas Tech	Won, Deferred	L, 35-11
at Oklahoma State	Won, Deferred	W, 39-17
Arizona	Won, Deferred	W, 31-28
at Arizona State	Lost, Received	W, 24-16
West Virginia	Won, Deferred	L, 45-35
at UCF	Lost, Received	W, 30-27
TCU	Lost, Kicked	L, 17-14
at Baylor	Won, Deferred	W, 31-24

OPENING DRIVES — OFFENSE

Game	1st Half	2nd Half
SFA	Punt	Touchdown
at Rice	Punt	Touchdown
Colorado	Field Goal	Field Goal
at Oregon State	Punt	Punt
Texas Tech	Fumble	Punt
at Oklahoma St.	Touchdown	Field Goal
Arizona	Touchdown	Touchdown
at Arizona State	Field Goal	Touchdown
West Virginia	Punt	Interception
at UCF	Downs	Punt
TCU	Punt	Punt
at Baylor	Touchdown	Punt

OPENING DRIVES — DEFENSE

Game	1st Half	2nd Half
SFA	Punt	Punt
at Rice	Punt	Punt
Colorado	Punt	Punt
at Oregon State	Punt	Punt
Texas Tech	Field Goal	Field Goal
at Oklahoma St.	Touchdown	Punt
Arizona	Touchdown	Touchdown
at Arizona State	Missed FG	Missed FG
West Virginia	Touchdown	Field Goal
at UCF	Punt	Punt
TCU	Touchdown	Punt
at Baylor	Punt	Punt

BIG PLAYS

20-Yard Plus Plays

Yards	Type	Player	Opponent
*74	Pass	S. Johnson from C. Weigman	Rice
*64	Pass	A. Thomas from Z. Chriss-Gremillion	Texas Tech
*64	Pass	A. Thomas from C. Weigman	UCF
*54	Rush	D. Connors	Rice
54	Pass	S. Johnson from C. Weigman	Colorado
54	Rush	D. Connors	TCU
*52	Pass	A. Thomas from C. Weigman	Arizona
*50	Pass	T. Koziol from C. Weigman	Oregon State
50	Rush	C. Weigman	Arizona State
49	Rush	C. Weigman	Colorado
49	KR	M. Mews	Oregon State
*45	IR	Latreve McCutchin	UCF
43	Pass	K. Young from C. Weigman	Texas Tech
43	Pass	A. Thomas from C. Weigman	Oklahoma State
*42	Rush	D. Connors	Rice
42	Rush	C. Weigman	Baylor
40	IR	W. Brown	Colorado
*39	Pass	J. Burnette from C. Weigman	SFA
39	Pass	A. Thomas from C. Weigman	Oklahoma State
38	Rush	C. Weigman	TCU
*37	IR	W. James	Rice
36	Pass	A. Thomas from C. Weigman	Oregon State
35	KR	M. Mews	Oregon State
33	Pass	D. Connors from C. Weigman	Arizona
32	Pass	T. Koziol from C. Weigman	Arizona State
30	Pass	A. Thomas from C. Weigman	Oklahoma State
30	Pass	K. Young from C. Weigman	West Virginia
29	Rush	D. Connors	Oregon State
29	Pass	H. Broussard from C. Weigman	Oklahoma State
29	Pass	T. Koziol from C. Weigman	Oklahoma State
29	Pass	D. Connors from C. Weigman	TCU
28	KR	M. Mews	Rice
28	Pass	S. Johnson from C. Weigman	Colorado
28	Rush	C. Weigman	Arizona
28	Pass	H. Broussard from C. Weigman	West Virginia
28	KR	M. Mews	West Virginia
28	Rush	C. Weigman	TCU
*28	Rush	C. Weigman	Baylor
27	Rush	C. Weigman	SFA
*27	Pass	S. Johnson from C. Weigman	Oregon State
*27	Pass	A. Thomas from C. Weigman	West Virginia
*27	Pass	A. Thomas from C. Weigman	Baylor
26	KR	M. Mews	West Virginia
26	Pass	J. Martin from C. Weigman	West Virginia
26	KR	M. Mews	TCU
25	KR	M. Mews	Texas Tech
25	Pass	T. Koziol from C. Weigman	West Virginia
25	Rush	D. Connors	UCF
24	KR	M. Mews	Baylor
23	Pass	T. Koziol from C. Weigman	SFA
23	Rush	D. Connors	West Virginia
23	Pass	A. Thomas from C. Weigman	TCU
23	Pass	A. Thomas from C. Weigman	TCU
22	Pass	A. Thomas from C. Weigman	Colorado
22	Pass	A. Thomas from C. Weigman	Oklahoma State
22	Rush	D. Connors	West Virginia
21	PR	M. Mews	SFA
21	Pass	T. Koziol from C. Weigman	Rice
21	KR	M. Mews	Colorado
21	Pass	T. Koziol from C. Weigman	Colorado
21	KR	M. Mews	Oregon State
21	Rush	Z. Chriss-Gremillion	Texas Tech
*20	Pass	A. Thomas from C. Weigman	SFA
20	KR	M. Mews	Texas Tech
20	Pass	T. Koziol from C. Weigman	Arizona State
20	Pass	J. Martin from C. Weigman	Arizona State

*Touchdown scored

Long Plays by the Numbers

Long Plays by Yards	Number	TD
100+	0	0
90-99	0	0
80-89	0	0
70-79	1	1
60-69	2	2
50-59	6	3
40-49	8	2
30-39	10	2
20-29	39	5

Long Plays by Type	Number	TD
Rushing	16	3
Passing	35	10
Punt returns	1	0
Kick returns	11	0
Interceptions	3	2
Fumble returns	0	0
Other	0	0
TOTAL	66	15

20-Yard Plus by Player

Player	No.	TD	Rush	Rec.	KR	PR	IR	FR
Amare Thomas	14	6	0	14	0	0	0	0
Mehki Mews	12	0	0	0	11	1	0	0
Tanner Koziol	8	1	0	8	0	0	0	0
Dean Connors	8	2	6	2	0	0	0	0
Conner Weigman	8	1	8	0	0	0	0	0
Stephon Johnson	4	2	0	4	0	0	0	0
Harvey Broussard	2	0	0	2	0	0	0	0
Koby Young	2	0	0	2	0	0	0	0
Jaquise Martin	2	0	0	2	0	0	0	0
Will James	1	1	0	0	0	0	1	0
Wrook Brown	1	0	0	0	0	0	1	0
J'Marion Burnette	1	1	0	1	0	0	0	0
Zeon Chriss-Gremillion	1	0	1	0	0	0	0	0
Latreveon McCutchin	1	1	0	0	0	0	1	0
TOTAL	66	15	15	35	11	1	3	0

Long Plays by Opponent	Number	TD
SFA	5	2
Rice	6	4
Colorado	7	0
Oregon State	7	2
Texas Tech	5	1
Oklahoma State	6	0
Arizona	3	1
Arizona State	4	0
West Virginia	9	1
UCF	3	2
TCU	7	0
Baylor	4	2


SCORING DRIVES

HOUSTON

Qtr.	Opp.	Time	Scoring Play	Conversion	Play-Yards	TOP	Score (HOU-OPP)
1st	SFA	05:12	Koziol, Tanner 11 yd pass from Weigman, Conner	Sanchez, Ethan kick	7-41	2:58	7-0
2nd	SFA	08:24	Sanchez, Ethan 40 yd FG	--	9-33	3:47	10-0
2nd	SFA	03:06	Burnette, J'Marion 39 yd pass from Weigman, Conner	Sanchez, Ethan kick	9-96	3:46	17-0
3rd	SFA	08:36	Thomas, Amare 20 yd pass from Weigman, Conner	Sanchez, Ethan kick	11-75	6:24	24-0
4th	SFA	14:06	Sanchez, Ethan 43 yd FG	--	4-3	0:49	27-0
2nd	Rice	00:40	Connors, Dean 54 yd rush	Sanchez, Ethan kick	5-74	0:35	7-3
3rd	Rice	06:24	Weigman, Conner 9 yd rush	Sanchez, Ethan kick	15-76	6:50	14-3
4th	Rice	14:53	James, Will 37 yd interception return	Sanchez, Ethan kick	--	--	21-3
4th	Rice	08:19	Johnson, Stephon 74 yd pass from Weigman, Conner	Sanchez, Ethan kick	2-75	0:43	28-9
4th	Rice	03:40	Connors, Dean 42 yd rush	Sanchez, Ethan kick	3-49	0:57	35-9
1st	Colorado	06:42	Sanchez, Ethan 52 yd FG	--	10-63	3:57	3-0
1st	Colorado	03:52	Connors, Dean 4 yd rush	Sanchez, Ethan kick	7-79	1:35	10-0
2nd	Colorado	14:13	Sanchez, Ethan 43 yd FG	--	8-44	3:05	13-0
2nd	Colorado	01:45	Sanchez, Ethan 47 yd FG	--	12-46	5:48	16-7
3rd	Colorado	06:25	Sanchez, Ethan 35 yd FG	--	17-57	8:35	19-14
3rd	Colorado	01:21	Weigman, Conner 1 yd rush	Sanchez, Ethan kick	9-76	4:14	26-14
4th	Colorado	11:39	Weigman, Conner 7 yd rush	Sanchez, Ethan kick	3-61	1:22	33-14
4th	Colorado	03:34	Sanchez, Ethan 49 yd FG	--	4-7	0:51	36-20
2nd	Oregon State	05:47	Sanchez, Ethan 25 yd FG	--	17-78	7:47	3-14
2nd	Oregon State	01:24	Weigman, Conner 1 yd rush	Sanchez, Ethan kick	7-55	1:48	10-14
4th	Oregon State	05:59	Johnson, Stephon 27 yd pass from Weigman, Conner	Sanchez, Ethan kick	7-76	2:18	17-24
4th	Oregon State	03:40	Koziol, Tanner 50 yd pass from Weigman, Conner	Sanchez, Ethan kick	4-64	0:51	24-24
OT	Oregon State	--	Sanchez, Ethan 24 yd FG	--	6-19	--	27-24
1st	Texas Tech	02:16	Sanchez, Ethan 24 yd FG	--	8-69	2:14	3-9
2nd	Texas Tech	1:27	Thomas, Amare 64 yd pass from Chriss-Gremillion	Johnson pass from Chriss-Gremillion	2-75	0:26	11-25
1st	Oklahoma State	07:43	Weigman, Conner 3 yd rush	Sanchez, Ethan kick	9-78	4:50	7-7
1st	Oklahoma State	00:45	Sanchez, Ethan 46 yd FG	--	8-16	3:31	10-7
2nd	Oklahoma State	05:34	Connors, Dean 6 yd pass from Weigman, Conner	Sanchez, Ethan kick	4-67	1:47	17-10
2nd	Oklahoma State	03:16	Broussard III, Harvey 14 yd pass from Weigman, Conner	Sanchez, Ethan kick	3-63	1:07	24-10
3rd	Oklahoma State	13:00	Sanchez, Ethan 48 yd FG	--	7-45	2:00	27-10
3rd	Oklahoma State	08:27	Sanchez, Ethan 30 yd FG	--	7-68	3:15	30-10
3rd	Oklahoma State	00:35	Connors, Dean 2 yd rush	Frederick pass from Weigman failed	10-53	4:55	36-10
4th	Oklahoma State	07:42	Sanchez, Ethan 29 yd FG	--	12-51	5:17	39-10
1st	Arizona	12:01	Thomas, Amare 52 yd pass from Weigman, Conner	Sanchez, Ethan kick	4-75	1:42	7-7
2nd	Arizona	05:35	Weigman, Conner 10 yd rush	Sanchez, Ethan kick	13-96	6:38	14-14
2nd	Arizona	00:16	Koziol, Tanner 15 yd pass from Weigman, Conner	Sanchez, Ethan kick	9-69	1:20	21-14
3rd	Arizona	05:56	Thomas, Amare 2 yd pass from Weigman, Conner	Sanchez, Ethan kick	17-75	9:04	28-14
4th	Arizona	00:00	Sanchez, Ethan 41 yd FG	--	13-52	4:48	31-28
1st	Arizona State	10:29	Sanchez, Ethan 26 yd FG	--	10-68	4:31	3-0
1st	Arizona State	00:41	Weigman, Conner 1 yd rush	Sanchez, Ethan kick	10-80	5:27	10-0
3rd	Arizona State	10:10	Koziol, Tanner 7 yd pass from Weigman, Conner	Sanchez, Ethan kick	6-57	3:14	17-0
3rd	Arizona State	01:06	Weigman, Conner 1 yd rush	Sanchez, Ethan kick	10-75	4:43	24-0
1st	West Virginia	00:58	Koziol, Tanner 3 yd pass from Weigman, Conner	Sanchez, Ethan kick	7-75	3:05	7-14
2nd	West Virginia	08:49	Weigman, Conner 1 yd rush	Sanchez, Ethan kick	8-75	4:05	14-21
2nd	West Virginia	03:03	Thomas, Amare 9 yd pass from Weigman, Conner	Sanchez, Ethan kick	5-47	2:01	21-21
3rd	West Virginia	01:16	Thomas, Amare 8 yd pass from Weigman, Conner	Sanchez, Ethan kick	12-75	5:17	28-31
4th	West Virginia	06:24	Thomas, Amare 27 yd pass from Weigman, Conner	Sanchez, Ethan kick	4-68	0:45	35-45
2nd	UCF	07:52	Thomas, Amare 64 yd pass from Weigman, Conner	Sanchez, Ethan kick	4-75	1:47	7-10
2nd	UCF	06:36	McCutchin, Latreveon 45 yd interception return	Sanchez, Ethan kick	-	-	14-10
2nd	UCF	00:00	Sanchez, Ethan 40 yd FG	--	10-53	1:36	17-24
3rd	UCF	07:38	Connors, Dean 9 yd pass from Weigman, Conner	Sanchez, Ethan kick	5-55	2:28	24-24
4th	UCF	11:19	Sanchez, Ethan 30 yd FG	--	11-63	4:47	27-27
4th	UCF	02:31	Sanchez, Ethan 22 yd FG	--	15-62	7:51	30-27
2nd	TCU	08:21	Thomas, Amare 15 yd pass from Weigman, Conner	Sanchez, Ethan kick	11-62	5:36	7-14
3rd	TCU	05:34	Connors, Dean 8 yd pass from Weigman, Conner	Sanchez, Ethan kick	6-71	3:09	14-14
1st	Baylor	07:47	Thomas, Amare 27 yd pass from Weigman, Conner	Sanchez, Ethan kick	12-82	5:18	7-0
2nd	Baylor	14:13	Weigman, Conner 28 yd rush	Sanchez, Ethan kick	6-69	2:15	14-0
2nd	Baylor	01:40	Sanchez, Ethan 29 yd FG	--	12-64	4:42	17-6
3rd	Baylor	04:58	Weigman, Conner 1 yd rush	Sanchez, Ethan kick	5-65	2:36	24-9
4th	Baylor	01:57	Connors, Dean, 1 yd rush	Sanchez, Ethan kick	15-74	6:52	31-24

SCORING DRIVES

OPPONENT							
Qtr.	Opp.	Time	Scoring Play	Conversion	Play-Yards	TOP	Score (HOU-OPP)
2nd	Rice	09:20	Gota, Enock 42 yd FG	--	14-47	6:27	0-3
4th	Rice	09:02	Jenkins, Chase 3 yd rush	Barnett pass from Jenkins failed	12-75	5:51	21-9
2nd	Colorado	07:34	Price, Simeon 38 yd rush	Mata, Alejandro kick	10-93	4:14	13-7
2nd	Colorado	00:26	Atkins, Zach 0 yd rush	Mata, Alejandro kick	6-88	1:13	16-14
4th	Colorado	04:34	Williams, Joseph 37 yd pass from Staub, Ryan	Pass from Staub failed	6-83	2:22	33-20
1st	Oregon State	08:12	Reichle, Jake 1 yd rush	Ojeda, Caleb kick	2-7	0:27	0-7
2nd	Oregon State	13:43	Crosby, Marquis 5 yd pass from Murphy, Maalik	Ojeda, Caleb kick	11-70	6:20	0-14
3rd	Oregon State	5:31	Ojeda, Caleb 31 yd FG	--	7-48	3:39	10-17
4th	Oregon State	12:34	Hatcher Jr.,Cornell 18 yd rush	Smith, Cameron	12-80	6:54	10-24
1st	Texas Tech	10:31	Harrington, Stone 26 yd FG	--	13-68	4:25	0-3
1st	Texas Tech	09:38	Bellenfant, Upton 33 yd FG	--	4-1	0:47	0-6
1st	Texas Tech	04:34	Harrington, Stone 23 yd FG	--	9-43	3:23	0-9
1st	Texas Tech	00:56	Dickey,Cameron 69 yd pass from Morton, Behren	Carter Jr. pass from Morton failed	3-75	1:20	3-15
2nd	Texas Tech	11:11	Williams, J'Koby 5 yd rush	Bellenfant, Upton kick	5-25	1:50	3-22
2nd	Texas Tech	01:53	Harrington, Stone 26 yd FG	--	10-47	4:12	3-25
3rd	Texas Tech	07:44	Bellenfant, Upton 29 yd FG	--	13-73	5:42	11-28
4th	Texas Tech	11:34	Williams, J'Koby 1 yd rush	Bellenfant, Upton kick	7-38	3:22	11-35
1st	Oklahoma State	12:37	Fields Jr., Rodney 63 yd pass from Rigby, Shamar	Ward, Logan kick	5-75	2:23	0-7
2nd	Oklahoma State	11:08	Ward, Logan 37 yd FG	--	4-2	1:44	10-10
4th	Oklahoma State	03:54	Freeman, Gavin 33 yd pass from Walters, Noah	Ward, Logan kick	9-75	3:48	39-17
1st	Arizona	13:42	Spivey, Tre 70 yd pass from Fifita, Noah	Salgado-Media, Michael kick	3-75	1:18	0-7
1st	Arizona	06:18	Wysong, Luke 13 yd pass from Fifita, Noah	Salgado-Media, Michael kick	11-73	5:36	7-14
4th	Arizona	14:55	Spivey, Tre 3 yd rush	Salgado-Media, Michael kick	13-75	6:01	28-21
4th	Arizona	04:48	Reescano, Kedrick 2 yd rush	Salgado-Media, Michael kick	10-70	6:52	28-28
4th	Arizona State	13:56	Harpole, Cameron 3 yd pass from Leavitt, Sam	Leavitt, Sam pass failed	8-75	2:12	24-6
4th	Arizona State	11:26	Gomez, Jesus 47 yd FG	--	8-50	1:09	24-9
4th	Arizona State	05:12	Metayer, Chamon 27 yd pass from Sims, Jeff	Gomez, Jesus kick	7-70	2:03	24-16
1st	West Virginia	10:31	Fox Jr., Scotty 6 yd rush	Hensley, Kade kick	12-75	4:29	0-7
1st	West Virginia	04:03	Bowers, Cyncir 21 yd rush	Hensley, Kade kick	10-89	4:15	0-14
2nd	West Virginia	12:54	Vaughn, Cam 24 yd pass from Fox Jr., Scotty	Hensley, Kade kick	2-27	0:35	7-21
3rd	West Virginia	12:14	Hensley, Kade 50 yd FG	--	6-15	1:59	21-24
3rd	West Virginia	06:33	Scruggs, Jordan 80 yd interception return	Hensley, Kade kick	--	--	21-31
4th	West Virginia	12:54	Fox Jr., Scotty 34 yd rush	Hensley, Kade kick	8-73	3:17	28-38
4th	West Virginia	07:15	Hubbard, Diore 11 yd rush	Hensley, Kade kick	7-71	3:26	28-45
1st	UCF	04:17	Ruelas, Noe 37 yd FG	--	10-36	3:51	0-3
2nd	UCF	09:39	Montgomery, Myles 1 yd rush	Ruelas, Noe kick	4-25	1:32	0-10
2nd	UCF	02:05	Nixon, Jaden 15 yd rush	Ruelas, Noe kick	10-75	4:31	14-17
2nd	UCF	01:36	Dunnam, Phillip 43 yd interception return	Ruelas, Noe kick	--	--	14-24
3rd	UCF	01:06	Ruelas, Noe 54 yd FG	--	5-27	1:38	24-27
1st	TCU	11:20	McAlister, Eric 33 yd pass from Hoover, Josh	McCashland, Nate kick	8-75	3:40	0-7
1st	TCU	01:45	Dwyer, Jordan 17 yd pass from Hoover, Josh	McCashland, Nate kick	10-83	3:46	0-14
4th	TCU	11:21	McCashland, Nate 29 yd FG	--	7-17	3:12	14-17
2nd	Baylor	13:44	Hawkins, Connor 54 yd FG	--	4-0	0:19	14-3
2nd	Baylor	06:22	Hawkins, Connor 34 yd FG	--	12-46	5:35	14-6
2nd	Baylor	00:15	Hawkins, Connor 30 yd FG	--	12-62	1:25	17-9
4th	Baylor	12:19	Dodds, Joseph 1 yd rush	Robertson, Sawyer rush	7-50	2:57	24-17
4th	Baylor	08:53	Cameron, Josh 31 yd pass from Robertson, Sawyer	Hawkins, Connor kick	5-44	1:20	24-24

Aug. 28, 2025 • TDECU Stadium • Houston		
	STEPHEN F. AUSTIN	0
	HOUSTON	27

HOUSTON (AP) – University of Houston quarterback Conner Weigman threw for 159 yards and three touchdowns in his Cougar debut, and the Cougars beat Stephen F Austin 27-0 in the season opener for both teams inside TDECU Stadium on Thursday night.

Weigman, a transfer from Texas A&M, finished 15-of-24 and threw touchdown passes of 11 yards to senior tight end Tanner Koziol and 39 yards to sophomore running J'Marion Burnette in the first half as Houston built a 17-0 halftime lead. Weigman, who also rushed for 39 yards, found junior wideout Amare Thomas for a 20-yard touchdown in the third quarter.

Koziol, a Ball State transfer, finished with 63 yards on seven catches, and Thomas, a UAB transfer, caught three passes for 44 yards.

It was Houston's first shutout since defeating Grambling 45-0 on Sept. 18, 2021, and first shutout in a season opener since beating UNLV 69-0 on Sept. 2, 1989.

Houston outgained the Lumberjacks 343-144.

Sam Vidlak was 13 of 26 passing for 52 yards and an interception, and Gavin Rutherford was 4 of 7 passing for 53 yards and an interception for SFA (0-1). Kylon Harris caught four passes for 20 yards, and Jordan Nabors had 21 yards on three receptions.

THE TAKEAWAY

SFA: The Lumberjacks could get very little going offensively as the Cougars' defense was in the backfield most of the night. The Lumberjacks finished with 39 yards rushing.

Houston: The Cougars looked much improved from last season when they were one of the worst offensive teams in the nation. The Cougars' defense had two sacks, two interceptions and held SFA to 3-of-16 on third downs.

UP NEXT

SFA plays at Abilene Christian on Sept. 6.
Houston plays at crosstown rival Rice on Sept. 6.

Score by Quarters	1	2	3	4	Score	Records
SFA	0	0	0	0	0	0-1
Houston	7	10	7	3	27	1-0

Scoring Summary:

1st 05:12 HOU - #9 T.Koziol 11 yd pass from #1 C. Weigman (#92 E. Sanchez kick) 7-41, 02:58 HOU 7, SFA 0
2nd 08:24 HOU - #92 E. Sanchez 40 yd FG, 9-33, 03:47 HOU 10, SFA 0
2nd 03:06 HOU - #20 J. Burnette 39 yd pass from #1 C. Weigman (#92 E. Sanchez kick) 9-96, 03:46 HOU 17, SFA 0
3rd 08:36 HOU - #0 A. Thomas 20 yd pass from #1 C. Weigman (#92 E. Sanchez kick) 11-75, 06:24 HOU 24, SFA 0
4th 14:06 HOU - #92 E. Sanchez 43 yd FG, 4-3, 00:49

	SFA	UH
FIRST DOWNS	7	14
RUSHES-YARDS (NET)	25-39	46-191
PASSING YDS (NET)	105	152
Passes Comp-Att-Int	17-33-2	16-27-0
TOTAL OFFENSE PLAYS-YARDS	58-144	73-343
Fumble Returns-Yards	0-0	0-0
Punt Returns-Yards	0-0	0-0
Kickoff Returns-Yards	1-23	0-0
Interception Returns-Yards	0-0	2-17
Punts (Number-Avg)	8-43.9	7-46.3
Fumbles-Lost	1-0	1-0
Penalties-Yards	7-60	8-65
Possession Time	25:11	34:49
Third-Down Conversions	3 of 16	7 of 17
Fourth-Down Conversions	0 of 3	0 of 1
Red-Zone Scores-Chances	0-0	3-3
Sacks By: Number-Yards	1-5	2-17

Sept. 6, 2025 • Rice Stadium • Houston		
	HOUSTON	35
	RICE	9

HOUSTON – University of Houston senior running back Dean Connors rushed for 132 yards with a pair of touchdowns to lead the Cougars to a 35-9 win over Rice inside Rice Stadium during the Bayou Bucket Classic on Saturday night.

Connors, who transferred to Houston from Rice in the offseason, collected the Cougars' first 100-yard rushing game of the season on only 13 carries. The Kamuela, Hawai'i, native gave Houston the lead for good with a 54-yard touchdown run late in the first half and capped the scoring with a 42-yard touchdown run during the final four minutes of the game.

He recorded the sixth 100-yard rushing game and the second highest rushing total of his career with his performance. It was Connors' first triple-digit performance since posting 105 yards and two touchdowns with the Owls against Navy on Nov. 2, 2024.

Houston overcame a slow start offensively to rack up 378 yards of total offense, with 188 through the air and 190 on the ground. Junior quarterback Conner Weigman posted 188 passing yards and a touchdown on 15-of-22 attempts and scored the Cougars' second touchdown of the night midway through the third quarter on a 9-yard run.

Meanwhile, the Cougar defense held its second straight opponent under double-digit points to open the season and forced two turnovers while limiting the Owls to only 51 yards on 11-of-13 passing.

Senior defensive back Latrell McCutchin Sr., led Houston with 11 tackles, including six solo stops, while senior defensive lineman Carlos Allen posted nine tackles, including three solo.

With the win, Houston improved to 2-0 while Rice fell to 1-1. The Cougars moved to 2-0 for the first time since 2018. The Cougars also won their second straight against Rice and for the ninth time in the last 10 meetings against the Owls. Only a double-overtime loss in Rice Stadium in 2023 prevents a longer streak.

After both teams played to a scoreless first quarter, Rice took the lead on Enock Gota's 42-yard field goal with 9:20 remaining in the first half.

Forcing a Rice punt late, the Cougars took over on their 26-yard line with just 75 seconds left in the opening half. Facing 2nd-and-15 from the Houston 21, Weigman connected with senior tight end Tanner Koziol on a 21-yard stroke for a first down.

Three plays later, Connors burst through the line and outran all Rice defenders 54 yards to the end zone for a 7-3 Cougar lead.

After forcing Rice to punt on its opening possession of the second half, Weigman led the Cougars on a 15-play, 76-yard drive that took nearly seven minutes of the clock and was capped on his 9-yard touchdown plunge for a 14-3 Houston lead.

Houston's defense put its mark on the scoreboard on the Cougars' next play from scrimmage. Dropping back to pass, Rice quarterback Chase Jenkins' pass was deflected by junior defensive lineman Latreveon McCutchin into the arms of sophomore cornerback Will James, who sprinted down the Houston sideline 37 yards to give the Cougars a 21-3 lead with 14:53 left in the game.

Rice pulled to within 21-9 when Jenkins rushed into the end zone from two yards out with 9:02 left in the game, but the Cougar defense stiffened and halted the Owls' 2-point conversion.

The Cougars quickly struck again to expand their lead as Weigman hit senior wide receiver Stephon Johnson on a 74-yard touchdown pass with 8:20 remaining for a 28-9 advantage.

The score remained that way until Connors burst through the line for his second rushing score of the game with 3:40 left on the clock.

UP NEXT

Houston returns to the friendly confines of TDECU Stadium when it opens Big 12 Conference play against Colorado at 6:30 p.m., Friday.

Score by Quarters	1	2	3	4	Score	Records
Houston	0	7	7	21	35	2-0
Rice	0	3	0	6	9	1-1

Scoring Summary:

2nd 09:20 Rice - #28 E. Gota 42 yd FG, 14-47, 06:27 RICE 3, HOU 0
2nd 00:40 HOU - #44 D. Connors 54 yd rush (#92 E. Sanchez kick), 5-74, 00:35 HOU 7, RICE 3
3rd 06:24 HOU - #1 C. Weigman 9 yd rush (#92 E. Sanchez kick), 15-76, 06:50 HOU 14, RICE 3
4th 14:53 HOU - #15 W. James 37 yd interception return (#92 E. Sanchez kick), 00:51 HOU 21, RICE 3
4th 09:02 Rice - #4 C. Jenkins 3 yd rush (#49 M. Barnett pass from #4 C. Jenkins failed), 12-75, 05:51 HOU 21, RICE 9
4th 08:19 HOU - #5 S. Johnson 74 yd pass from #1 C. Weigman (#92 E. Sanchez kick), 2-75, 00:43, HOU 28, RICE 9
4th 03:40 HOU - #44 D. Connors 42 yd rush (#92 E. Sanchez kick), 3-49, 00:57, HOU 35, RICE 9

	UH	RICE
FIRST DOWNS	14	16
RUSHES-YARDS (NET)	38-204	53-177
PASSING YDS (NET)	188	51
Passes Comp-Att-Int	15-22-0	11-13-1
TOTAL OFFENSE PLAYS-YARDS	60-392	66-228
Fumble Returns-Yards	0-0	0-0
Punt Returns-Yards	1-2	1-11
Kickoff Returns-Yards	1-28	2-42
Interception Returns-Yards	1-37	0-0
Punts (Number-Avg)	5-45.2	7-39.9
Fumbles-Lost	1-0	1-1
Penalties-Yards	2-23	1-10
Possession Time	27:14	32:46
Third-Down Conversions	9 of 16	4 of 15
Fourth-Down Conversions	0 of 1	0 of 2
Red-Zone Scores-Chances	1-1	2-2
Sacks By: Number-Yards	3-24	3-6

Sept. 12, 2025 • TDECU Stadium • Houston		
	COLORADO	20
	HOUSTON	36

HOUSTON (AP) – University of Houston junior quarterback Conner Weigman threw for 222 yards and ran for 83 yards and two touchdowns – both career highs – to lead Houston over Colorado 36-20 inside TDECU Stadium on Friday night.

The Cougars (3-0, 1-0 Big 12) were up by five late in the third quarter when senior running back Dean Connors ran 18 yards to get them to the 1-yard line. Weigman scored on the next play to make it 26-14.

Senior defensive back Blake Thompson intercepted Ryan Staub on the first play of the fourth quarter, but the Cougars couldn't cash in on the mistake after junior kicker Ethan Sanchez missed a 50-yard field goal attempt, his lone miss in six tries on Friday night.

Houston forced a punt, and Weigman made it 33-14 when he scored on a 7-yard run that was set up by a 54-yard pass to senior wide receiver Stephon Johnson a play earlier.

Staub got his first start of the season. He served as the backup to Shedeur Sanders the past two seasons and entered the year as the third-string quarterback behind Kaidon Salter, who started the first two games, and heralded freshman Julian Lewis. Staub earned the start this week after throwing two touchdown passes in a 31-7 win over Delaware a week prior.

Staub was 19 of 35 for 204 yards and a touchdown, but couldn't get much going in the second half as Colorado (1-2, 0-1) managed just six points after halftime, and he was intercepted twice.

Houston led 13-0 early after scoring on its first three possessions. Colorado cut the lead to 13-7 when Simeon Price capped a 10-play, 93-yard drive with a 38-yard touchdown run with about 7 1/2 minutes left in the second quarter.

A field goal by the Cougars made it 16-7 with less than two minutes remaining in the first half. But the Buffaloes added a touchdown just before halftime to get within 16-14. Staub scrambled 19 yards but fumbled before he crossed the goal line and Zach Atkins jumped on the ball in the end zone for the score.

Colorado: Head coach Deion Sanders must decide if Staub is the answer at quarterback or if he should give Lewis or Salter another shot.

Houston: Weigman has looked great in his first three games for the Cougars after a transfer from Texas A&M. He has thrown four touchdown passes without an interception and added three rushing scores. The Cougars are 3-0 to start the season for the first time since 2016.

UP NEXT
Following their first bye weekend of the season, Houston returns to action when it meets Oregon State at 9:30 p.m. (CDT), Friday, Sept. 26, in Corvallis, Ore., in its final non-conference regular-season action.

From there, the Cougars continue their Big 12 schedule when they play host to Texas Tech on Saturday, Oct. 4, inside TDECU Stadium in Houston. Game time and broadcasting network for that game will be announced soon.

Score by Quarters	1	2	3	4	Score	Records
Colorado	0	14	0	6	20	1-2, 0-1
Houston	10	6	10	10	36	3-0, 1-0

Scoring Summary:
1st 06:42 HOU - #92 E. Sanchez 52 yd FG, 10-63, 3:57, HOU 3, COL 0
1st 03:52 HOU - #44 D. Connors 4 yd rush (#92 E. Sanchez kick), 5-79, 1:35, HOU 10, COL 0
2nd 14:13 HOU - #92 E. Sanchez 43 yd FG, 8-44, 3:05, HOU 13, COL 0
2nd 07:34 COL - #26 S. Price 38 yd rush (#16 A. Mata kick), 10-93, 4:14, HOU 13, COL 7
2nd 01:45 HOU - #92 E. Sanchez 47 yd FG, 12-46, 5:48, HOU 16, COL 7
2nd 00:26 COL - #85 Z. Atkins 0 yd rush (#16 A. Mata kick), 6-88, 1:13, HOU 16, COL 14
3rd 06:25 HOU - #92 E. Sanchez 35 yd FG, 17-57, 8:35, HOU 19, COL 14
3rd 01:21 HOU - #1 C. Weigman 1 yd rush (#92 E. Sanchez kick), 9-76, 4:14, HOU 26, COL 14
4th 11:39 HOU - #1 C. Weigman 7 yd rush (#92 E. Sanchez kick), 3-61, 1:22, HOU 33, COL 14
4th 4:34 COL - #8 J. Williams 37 yd pass from #16 R. Staub (pass from #16 R. Staub failed), 6-83, 2:22, HOU 33, COL 20
4th 3:34 HOU - #92 E. Sanchez 49 yd FG, 4-7, 0:51, HOU 36, COL 20

	COL	UH
FIRST DOWNS	15	21
RUSHES-YARDS (NET)	23-96	53-209
PASSING YDS (NET)	204	222
Passes Comp-Att-Int	19-35-2	15-24-0
TOTAL OFFENSE PLAYS-YARDS	58-300	77-431
Fumble Returns-Yards	0-0	0-0
Punt Returns-Yards	0-0	2-12
Kickoff Returns-Yards	7-173	1-21
Interception Returns-Yards	0-0	2-40
Punts (Number-Avg)	6-41.7	1-56.0
Fumbles-Lost	2-0	1-0
Penalties-Yards	6-45	4-35
Possession Time	23:15	36:45
Third-Down Conversions	4 of 14	7 of 18
Fourth-Down Conversions	1 of 2	2 of 3
Red-Zone Scores-Chances	1-1	4-5
Sacks By: Number-Yards	2-12	3-15

Sept. 26, 2025 • Reser Stadium • Corvallis, Ore.		
	HOUSTON	27
	OREGON STATE	24

CORVALLIS, Ore. (AP) – Trailing by 14 points late in the fourth quarter, the Houston Football program rallied to score 17 unanswered points on the way to a 27-24 win in overtime over Oregon State inside Reser Stadium on Friday night.

Oregon State appeared to seize control of the game when running back Cornell Hatcher Jr. rushed up the middle from 18 yards out for a 24-10 Beaver lead with 12:34 left in regulation.

The score remained that way until Houston took over on its 24-yard line with 8:17 remaining and launched a seven-play drive that was capped by senior quarterback Conner Weigman's 27-yard touchdown pass to senior wide receiver Stephon Johnson for a 24-17 Oregon State lead with 5:59 left in regulation.

After the Houston defense forced the Beavers into a three-and-out on the ensuing possession, the Cougar offense worked quickly and tied the game at 24-24 when Weigman connected with senior tight end Tanner Koziol, who erupted through the middle on a 50-yard touchdown pass with 3:40 remaining in the game.

The two teams traded punts, and Oregon State had a chance to win the game on the final play of regulation. However, sophomore defensive back Will James burst through the Oregon State line and blocked Cameron Smith's 46-yard field goal try to send the game into overtime.

It was the Cougars' second field goal block of the night after Latrell McCutchin Sr. stopped Caleb Ojeda's 49-yard field goal late in the first half.

Starting overtime on offense, Oregon State moved the ball and faced third-and-1 from the Houston 16. However, the Cougar defense halted two straight Beaver runs up the middle without another yard gained to force the turnover on downs.

With the Cougars taking over on offense, Weigman hit senior running back Dean Connors on a 12-yard yard pass on third-and-6 to extend the drive. Connors followed with a 5-yard run to the OSU 4 and, after Weigman took a knee to set up the field goal attempt, senior kicker Ethan Sanchez booted the game-winning 24-yard kick to stun the crowd of 29,338.

Sanchez drilled a pair of field goals against the Beavers and has nailed seven of his last eight field goal tries after going 5-of-6 against Colorado inside TDECU Stadium on Sept. 12.

With the win, Houston improved to 4-0 for the first time since 2016. Oregon State fell to 0-5.

Weigman threw for 270 yards and two touchdowns on 20-of-36 passing and added a 1-yard touchdown run. Junior receiver Amare Thomas led the Cougars with six receptions for 104 yards while Connors rushed for a team-high 53 yards.


UP NEXT
Houston continues its Big 12 schedule when it plays host to #12/14 Texas Tech on Saturday, Oct. 4, inside TDECU Stadium in Houston. The Cougars will wear their Houston Blue uniforms for the first time this season.

That game will kick off at 6 p.m., Saturday, and can be seen on ESPN and can be heard on 950 AM KPRC and the Varsity Network app.

Score by Quarters	1	2	3	4	OT	Score	Records
Houston	0	10	0	14	3	27	4-0
Oregon State	7	7	3	7	0	24	0-5

Scoring Summary:
1st 08:12 OSU - #34 J. Reichle 1 yd rush (#28 C. Ojeda kick), 2-7, 0:27, OSU 7, HOU 0
2nd 13:43 OSU - #22 M. Crosby 5 yd pass from #6 M. Murphy (#28 C. Ojeda kick), 11-70, 6:20, OSU 14, HOU 0
2nd 05:47 HOU - #92 E. Sanchez 27 yd FG, 17-78, 7:47, OSU 14, HOU 3
2nd 01:24 HOU - #1 C. Weigman 1 yd rush (#92 E. Sanchez kick), 7-55, 1:48, OSU 14, HOU 10
3rd 05:31 OSU - #28 C. Ojeda 31 yd FG, 7-48, 3:39, OSU 17, HOU 10
4th 12:34 OSU - #21 C. Hatcher Jr. 18 yd rush (#37 C. Smith kick) 12-80, 6:54, OSU 24, HOU 10
4th 05:59 HOU - #5 S. Johnson 27 yd pass from #1 C. Weigman (#92 E. Sanchez kick), 7-76, 2:18, OSU 24, HOU 17
4th 03:40 HOU - #9 T. Koziol 50 yd pass from #1 C. Weigman (#92 E. Sanchez kick), 4-64, 0:51, HOU 24, OSU 24
OT HOU - #92 E. Sanchez 24 yd FG, 6-19, HOU 27, OSU 24

	UH	OSU
FIRST DOWNS	17	22
RUSHES-YARDS (NET)	30-82	49-189
PASSING YDS (NET)	270	201
Passes Comp-Att-Int	20-36-1	20-33-0
TOTAL OFFENSE PLAYS-YARDS	66-352	82-390
Fumble Returns-Yards	0-0	0-0
Punt Returns-Yards	3-18	3-19
Kickoff Returns-Yards	5-116	2-38
Interception Returns-Yards	0-0	1-25
Punts (Number-Avg)	7-45.9	7-39.3
Fumbles-Lost	0-0	4-0
Penalties-Yards	8-60	5-27
Possession Time	24:37	35:23
Third-Down Conversions	6 of 15	7 of 17
Fourth-Down Conversions	1 of 1	0 of 1
Red-Zone Scores-Chances	3-3	4-5
Sacks By: Number-Yards	1-3	3-11

Oct. 4, 2025 • TDECU Stadium • Houston		
	#11/14 TEXAS TECH	35
	HOUSTON	11

HOUSTON (AP) — In a battle of 4-0 teams, #11/14 Texas Tech took advantage of two early Houston turnovers and scored points on each of its first five possessions in the game to win 35-11 over Houston inside TDECU Stadium on Saturday evening.

After holding Texas Tech to field goals on each of its first three possessions, Houston put its first mark on the scoreboard when senior kicker Ethan Sanchez booted a 24-yard field goal for a 9-3 Red Raider lead late in the first quarter.

Texas Tech pushed its lead to 24-3 following a 69-yard touchdown pass to receiver Cameron Dickey from quarterback Behren Morton late in the first quarter, a five-yard touchdown run by J'Koby Williams early in the second quarter and a 26-yard field goal from Stone Harrington late in the first half.

Following an injury to senior quarterback Conner Weigman, quarterback Zeon Chriss-Gremillion hit junior receiver Amare Thomas on a 64-yard touchdown pass to pull the Cougars to within 25-11 with 87 seconds remaining in the first half.

Texas Tech added 10 points in the second half on Upton Bellenfant's field goal and Williams' second touchdown run of the game early in the final period.

UP NEXT

Houston continues its Big 12 schedule when it travels to take on Oklahoma State in Stillwater, Okla., on Oct. 11. The game will kick off at 11 a.m., and air on TNT.


Houston returns to TDECU Stadium when it meets Arizona in its annual Homecoming game on Oct. 18. Kickoff time and broadcasting network for that game will be announced soon.

Score by Quarters	1	2	3	4	Score	Records
Texas Tech	15	10	3	7	35	5-0, 2-0 Big 12
Houston	3	8	0	0	11	4-1, 1-1 Big 12

Scoring Summary:

1st	10:31 TTU - #48 S.Harrington 26 yd FG, 13-68, 04:25, TTU 3, HOU 0
1st	09:38 TTU - #27 U.Bellenfant 33 yd FG, 4-1, 00:47, TTU 6, HOU 0
1st	04:34 TTU - #48 S.Harrington 23 yd FG, 9-43, 03:23TTU 9, HOU 0
1st	02:16 HOU - #92 E.Sanchez 24 yd FG, 8-69, 02:14 TTU 9, HOU 3
1st	00:56 TTU - #8 C.Dickey 69 yd pass from #2 B.Morton (2 pt conversion failed), 3-75, 01:20, TTU 15, HOU 3
2nd	11:11 TTU - #20 J.Williams 5 yd rush (#27 U.Bellenfant kick), 5-25, 01:50, TTU 22, HOU 3
2nd	01:53 TTU - #48 S.Harrington 26 yd FG, 10-47, 04:12, TTU 25, HOU 3
2nd	01:27 HOU - #0 A.Thomas 64 yd pass from #2 Z.Chriss (#5 S.Johnson pass from #2 Z.Chriss), 2-75, 00:26, TTU 25, HOU 11
3rd	07:44 TTU - #27 U.Bellenfant 29 yd FG, 13-73, 05:42, TTU 28, HOU 11
4th	11:34 TTU - #20 J.Williams 1 yd rush (#27 U.Bellenfant kick), 7-38, 03:22, TTU 35, HOU 11

	TTU	UH
FIRST DOWNS	27	12
RUSHES-YARDS (NET)	50-207	30-103
PASSING YDS (NET)	345	164
Passes Comp-Att-Int	28-40-0	10-25-2
TOTAL OFFENSE PLAYS-YARDS	90-552	55-267
Fumble Returns-Yards	0-0	0-0
Punt Returns-Yards	1-30	0-0
Kickoff Returns-Yards	2-38	4-78
Interception Returns-Yards	2-26	0-0
Punts (Number-Avg)	2-43.0	5-42.4
Fumbles-Lost	2-1	2-1
Penalties-Yards	8-65	5-55
Possession Time	37:58	22:02
Third-Down Conversions	9 of 18	1 of 12
Fourth-Down Conversions	1 of 1	2 of 5
Red-Zone Scores-Chances	7-8	1-1
Sacks By: Number-Yards	2-17	2-12

Oct. 11, 2025 • Boone Pickens Stadium • Stillwater, Okla.		
	HOUSTON	39
	OKLAHOMA STATE	17

STILLWATER, Okla. — University of Houston junior quarterback Conner Weigman threw for 306 yards and two touchdowns and rushed for another score to lead the Cougars to a 39-17 win over Oklahoma State inside Boone Pickens Stadium on Saturday afternoon.

In one of their most complete performances of the season to date, the Cougars rolled to 485 yards of total offense, including 319 passing yards, and limited the Cowboys to only 225 yards of offense, including 45 rushing yards on 31 carries.

Tied 10-10 with less than six minutes remaining in the first half, Houston scored 26 unanswered points to record its first win in Stillwater since the Cougars took a 45-35 win over the #5/6 Cowboys on Sept. 12, 2009.

Senior running back Dean Connors rushed for 83 yards and a touchdown on 15 carries and added two catches for seven yards, including an amazing, one-handed 6-yard touchdown reception to give the Cougars the lead for good midway through the second quarter.

With that Connors became the 33rd Cougar in school history to record rushing and receiving touchdowns in the same game. He became the first Cougar to accomplish that feat since quarterback Donovan Smith threw, rushed and caught touchdowns against #24/25 Oklahoma State on Nov. 18, 2023.

Junior wide receiver Amare Thomas led all players with seven receptions for 157 yards while senior tight end Tanner Koziol hauled in five catches for 66 yards. Defensively, senior linebacker Jalen Garner led the Cougars with seven tackles, including four solo with two for solo stops, and forced a pair of fumbles with a pass breakup. Defensive lineman Carlos Allen added six tackles with three solo stops and broke up a pass.

On the special teams side, senior kicker Ethan Sanchez booted four field goals with a long of 48 yards on Saturday.

After Oklahoma State scored on its opening possession, the Cougars responded with a touchdown of their own on their initial drive of the game. Weigman finished 3-for-3 with 56 passing yards and knotted the game at 7-7 with a 3-yard touchdown plunge with 7:43 remaining in the first quarter.

After turnover over Oklahoma State on downs on the next possession, the Cougars took over and grabbed a 10-3 lead when senior kicker Ethan Sanchez booted a 46-yard field goal with 45 seconds left in the opening period.

The Cowboys took advantage of a botched Houston punt and tied the game on Logan Ward's 37-yard field goal with 11:08 left in the first half.

Houston regained the lead after forcing the Cowboys to punt. Senior running back Dean Connors highlighted the drive, rushing twice for 22 yards and snagging an amazing, one-handed, 6-yard touchdown pass from Weigman with 5:39 remaining in the first half.

The Cougars pushed their advantage to 24-10 when Weigman connected on another one-handed touchdown reception — this one to Broussard from 14 yards out — with 3:16 left in the first half.

Houston opened the second half with field goals from Sanchez on its first two possessions of 48 and 30 yards and grabbed a 36-10 lead on Connors' 2-yard touchdown run with only 35 seconds left in the third quarter.

UP NEXT

Houston returns to TDECU Stadium when it meets Arizona in its annual Homecoming game at 11 a.m., Oct. 18.

Score by Quarters	1	2	3	4	Score	Records
Houston	10	14	12	3	39	5-1, 2-1 Big 12
Oklahoma State	7	3	0	7	17	1-5, 0-3 Big 12

Scoring Summary:

1st	12:37 OSU - #20 R.Fields Jr. 63 yd pass from #7 S.Rigby (#19 L.Ward kick), 5-75, 02:23 HOU 0, OSU 7
1st	07:43 HOU - #1 C.Weigman 3 yd rush (#92 E.Sanchez kick), 9-78, 04:50 HOU 7, OSU 7
1st	00:45 HOU - #92 E.Sanchez 46 yd FG, 8-16, 03:31 HOU 10, OSU 7
2nd	11:08 OSU - #19 L.Ward 37 yd FG, 4-2, 01:44 HOU 10, OSU 10
2nd	05:34 HOU - #44 D.Connors 6 yd pass from #1 C.Weigman (#92 E.Sanchez kick), 4-67, 01:47 HOU 17, OSU 10
2nd	03:16 HOU - #3 H.Broussard 14 yd pass from #1 C.Weigman (#92 E.Sanchez kick), 3-63, 01:07 HOU 24, OSU 10
3rd	13:00 HOU - #92 E.Sanchez 48 yd FG, 7-45, 02:00 HOU 27, OSU 10
3rd	08:27 HOU - #92 E.Sanchez 30 yd FG, 7-68, 03:15 HOU 30, OSU 10
3rd	00:35 HOU - #44 D.Connors 2 yd rush (#8 T.Frederick Jr. pass from #1 C.Weigman failed), 10-53, 04:55 HOU 36, OSU 10
4th	07:42 HOU - #92 E.Sanchez 29 yd FG, 12-51, 05:17 HOU 39, OSU 10
4th	03:54 OSU - #17 G.Freeman 33 yd pass from #12 N.Walters (#19 L.Ward kick), 9-75, 03:48 HOU 39, OSU 17

	UH	OSU
FIRST DOWNS	27	10
RUSHES-YARDS (NET)	45-166	31-45
PASSING YDS (NET)	319	180
Passes Comp-Att-Int	24-34-0	9-20-1
TOTAL OFFENSE PLAYS-YARDS	79-485	51-225
Fumble Returns-Yards	0-0	0-0
Punt Returns-Yards	3-23	1-8
Kickoff Returns-Yards	2-20	0-0
Interception Returns-Yards	1-0	0-0
Punts (Number-Avg)	2-28	5-49.0
Fumbles-Lost	2-0	5-0
Penalties-Yards	8-69	11-89
Possession Time	36:28	23:32
Third-Down Conversions	6 of 15	5 of 14
Fourth-Down Conversions	2 of 3	1 of 2
Red-Zone Scores-Chances	6-6	1-1
Sacks By: Number-Yards	2-17	1-11

Oct. 18, 2025 • TDECU Stadium • Houston		
	ARIZONA	28
	HOUSTON	31

HOUSTON (AP) — University of Houston senior kicker Ethan Sanchez drilled a 41-yard field as time expired to lead Houston to a 31-28 win over Arizona inside TDECU Stadium on Saturday.

Sanchez capped a 13-play, 52-yard drive with the field goal. Houston (6-1, 3-1 Big 12) became bowl-eligible for the first time since 2022 with the win.

Junior quarterback Conner Weigman went 15-of-23 passing for 164 yards and three touchdowns. He also rushed for 98 yards and a touchdown. Weigman threw touchdown passes of 52 and 15 yards and rushed for a 10-yard score in the first half as Houston took a 21-14 halftime lead.

Senior running back Dean Connors rushed for 100 yards on 20 carries for the Cougars, which outgained Arizona 396-381 yards, including 232-112 rushing.

Weigman threw a 2-yard touchdown pass to junior wide receiver Amare Thomas with six minutes left in the third quarter to put the Cougars up 14.

Arizona (4-3, 1-3) cut the lead to seven on a 3-yard touchdown run by Tre Spivey to start the fourth quarter, and tied it at 28 on a 2-yard touchdown run by Kedrick Reescano with 4:48 left.

Noah Fifita finished 24-of-26 for 269 yards and two touchdowns. Fifita threw touchdown passes of 70 yards to Spivey and 13 yards to Luke Wysong in the first half.

NOTES
Arizona: The Wildcats had issues stopping Houston on the ground but also getting the Cougars off the field. The Wildcats have lost three of their last four games.

Houston: The Cougars had issues slowing Fifita, but they did get four sacks and six tackles for loss. Houston finished 10 of 16 on third and fourth downs combined.

UP NEXT
Houston returns to action when it faces Arizona State at 7 p.m. (CDT), Saturday, Oct. 25, inside Mountain America Stadium in Tempe, Ariz. Broadcasting network for that game will be announced soon.

Houston returns to TDECU Stadium to play host to West Virginia on Saturday, Nov. 1. Game time and broadcasting network for that game will be announced soon.

All Houston Football games can be heard on 950 AM KPRC and the Varsity Network app.

Score by Quarters	1	2	3	4	Score	Records
Arizona	14	0	0	14	28	4-3, 1-3
Houston	7	14	7	3	31	6-1, 3-1

Scoring Summary:
1st 13:42 ARI - #12 T.Spivey 70 yd pass from #1 N.Fifita (#19 M.Salgado-Medina kick), 3-75, 01:18, ARI 7, HOU 0
1st 12:00 HOU - #0 A.Thomas 52 yd pass from #1 C.Weigman (#92 E.Sanchez kick), 4-75, 01:42 HOU 7, ARI 7
1st 06:18 ARI - #15 L.Wysong 13 yd pass from #1 N.Fifita (#19 M.Salgado-Medina kick), 11-73, 05:36 ARI 14, HOU 7
2nd 05:51 HOU - #1 C.Weigman 10 yd rush (#92 E.Sanchez kick), 13-96, 06:38 HOU 14, ARI 14
2nd 00:16 HOU - #9 T.Kozio1 15 yd pass from #1 C.Weigman (#92 E.Sanchez kick), 9-69, 01:20 HOU 21, ARI 14
3rd 05:56 HOU - #0 A.Thomas 2 yd pass from #1 C.Weigman (#92 E.Sanchez kick), 17-75, 09:04 HOU 28, ARI 14
4th 14:55 ARI - #12 T.Spivey 3 yd rush (#19 M.Salgado-Medina kick), 13-75, 06:01 HOU 28, ARI 21
4th 04:48 ARI - #3 K.Reescano 2 yd rush (#19 M.Salgado-Medina kick), 10-70, 06:52 HOU 28, ARI 28
4th 00:00 HOU - #92 E.Sanchez 41 yd FG, 13-52, 04:48 HOU 31, ARI 28

	ARI	UH
FIRST DOWNS	21	25
RUSHES-YARDS (NET)	31-112	45-232
PASSING YDS (NET)	269	164
Passes Comp-Att-Int	24-26-0	15-23-0
TOTAL OFFENSE PLAYS-YARDS	57-381	68-396
Fumble Returns-Yards	0-0	0-0
Punt Returns-Yards	0-0	0-0
Kickoff Returns-Yards	2-50	0-0
Interception Returns-Yards	0-0	0-0
Punts (Number-Avg)	2-49.0	2-45.5
Fumbles-Lost	0-0	0-0
Penalties-Yards	7-80	4-39
Possession Time	30:28	29:32
Third-Down Conversions	4 of 9	8 of 14
Fourth-Down Conversions	2 of 3	2 of 2
Red-Zone Scores-Chances	3-3	3-3
Sacks By: Number-Yards	0-0	4-20

Oct. 25, 2025 • Mountain America Stadium • Tempe, Ariz.		
	HOUSTON	24
	#24/25 ARIZONA STATE	16

TEMPE, Ariz. — University of Houston junior quarterback Conner Weigman threw for 201 yards and a touchdown and rushed for 111 yards and two more scores to lead the Cougars to a 24-16 win over #24/25 Arizona State inside Mountain America Stadium on Saturday night.

For the third straight game and the fourth time in the last five outings, Weigman was responsible for at least three touchdowns.

Houston jumped out to a 24-0 lead and never looked back in the first meeting against Arizona State since Dec. 1, 1990. Although the Sun Devils rallied to within one score, the Cougar defense held and turned the Sun Devils over on downs late and deep in ASU territory to ice the win.

Senior tight end Tanner Kozio1 was Weigman's leading target through the air, hauling in seven catches for 100 yards and a 7-yard touchdown catch midway through the third period that gave the Cougars a 17-0 lead.

Posting seven solo tackles and two pass breakups, senior defensive back Latrell McCutchin Sr. led a Houston defense which limited Arizona to 98 rushing yards. Senior defensive lineman Eddie Walls III posted five tackles, including three for a loss and added a pass breakup and quarterback hurry.

With the win, rv/rv Houston won its third straight game to improve to 7-1 overall and 4-1 in Big 12 play. #24/25 Arizona State fell to 5-2 overall and 3-1 in league action.

Taking the opening kickoff, the Cougars marched 68 yards down the field and grabbed a 3-0 lead when senior kicker Ethan Sanchez booted a 26-yard field goal with 10:29 remaining in the opening period. It was the sixth straight game in which Sanchez drilled at least one field goal.

After Arizona State missed a field goal on its first possession of the game, the Cougars took over and grabbed a 10-0 lead when Weigman plunged into the end zone from one yard out. Senior running back Dean Connors converted a key third down with a 12-yard run, and the Cougars took advantage of a pair of Sun Devil penalties on third-and-goal at the 1-yard line to set up Weigman's score.

Forcing Arizona State into a three-and out on its first possession of the second half, the Cougars used six-play, 57-yard drive and grabbed a 17-0 advantage when Weigman connected with Kozio1 on a 7-yard touchdown strike in the back of the end zone.

The Sun Devils missed their second field goal of the night on their next possession. From there, the Cougars embarked on a 10-play, 75-yard drive that took nearly five minutes off the clock and was capped when Weigman drove into the end zone from one yard out for a 24-0 Houston lead with 1:06 in the third quarter.

Arizona State put its first mark on the scoreboard when quarterback Sam Leavitt connected with Cameron Harpole on a 3-yard touchdown pass to bring the Sun Devils to within 24-6 with 13:56 left in the fourth quarter.

After a field goal, the Sun Devils closed to within 24-16 when quarterback Jeff Sims hit Chamon Metayer on a 27-yard touchdown pass with 5:12 left.

The Cougars were forced to punt on their ensuing possession but pinned the Sun Devils at their 5-yard line. On fourth-and-4, Kentrell Webb broke up a Jeff Sims pass to Derek Eusebio to seal the Houston win.


The Cougars earned their first road win over a ranked opponent since taking a 28-24 win at #17/14 South Florida on Oct. 29, 2017.

UP NEXT
Houston returns to TDECU Stadium to play host to West Virginia on Saturday, Nov. 1. Game time and broadcasting network for that game will be announced soon. All Houston Football games can be heard on 950 AM KPRC and the Varsity Network app.

Score by Quarters	1	2	3	4	Score	Records
Houston	10	0	14	0	24	7-1, 4-1
Arizona State	0	0	0	16	16	5-3, 3-2

Scoring Summary:
1st 10:29 UH - #92 E.Sanchez 26 yd FG, 10-68, 04:31, HOU 3, ASU 0
1st 00:41 UH - #1 C.Weigman 1 yd rush (#92 E.Sanchez kick), 10-80, 05:27, HOU 10, ASU 0
3rd 10:10 UH - #9 T.Kozio1 7 yd pass from #1 C.Weigman (#92 E.Sanchez kick), 6-57, 03:14, HOU 17, ASU 0
3rd 01:06 UH - #1 C.Weigman 1 yd rush (#92 E.Sanchez kick), 10-75, 04:43 HOU 24, ASU 0
4th 13:56 ASU - #9 C.Harpole 3 yd pass from #10 S.Leavitt (#10 S.Leavitt pass failed), 8-75, 02:12, HOU 24, ASU 6
4th 11:24 ASU - #35 J.Gomez 47 yd FG, 8-50, 01:09, HOU 24, ASU 9
4th 05:12 ASU - #7 C.Metayer 27 yd pass from #2 J.Sims (#35 J.Gomez kick), 7-70, 02:03, HOU 24, ASU 16

	UH	ASU
FIRST DOWNS	22	19
RUSHES-YARDS (NET)	48-183	21-98
PASSING YDS (NET)	201	328
Passes Comp-Att-Int	17-22-0	24-46-0
TOTAL OFFENSE PLAYS-YARDS	70-384	67-426
Fumble Returns-Yards	1-0	0-0
Punt Returns-Yards	0-0	2-17
Kickoff Returns-Yards	2-19	2-48
Interception Returns-Yards	0-0	0-0
Punts (Number-Avg)	5-46.8	4-157
Fumbles-Lost	0-0	3-1
Penalties-Yards	7-50	12-76
Possession Time	37:02	22:58
Third-Down Conversions	7 of 15	5 of 15
Fourth-Down Conversions	0 of 1	2 of 3
Red-Zone Scores-Chances	4-5	1-2
Sacks By: Number-Yards	4-18	1-8

Nov. 1, 2025 • TDECU Stadium • Houston		
	WEST VIRGINIA	45
	#22/22 HOUSTON	35

HOUSTON — West Virginia jumped out to a 14-0 lead and took advantage of four turnovers to take a 45-35 win over the #22/22 University of Houston Football team inside TDECU Stadium on Saturday afternoon.

The Mountaineers grabbed a 21-7 lead early in the second quarter on quarterback Scotty Fox Jr.'s 24-yard touchdown pass to Cam Vaughn with 12:54 left.

However, the Cougars rallied and used a 1-yard touchdown score from Weigman and the quarterback's 9-yard touchdown strike to Thomas to tie the game at 21-21 with just over three minutes remaining in the first half.

Unfortunately, the Mountaineers outscored Houston 24-14 in the second half to take the win.

Junior quarterback Conner Weigman threw for 309 yards and four touchdowns and rushed for another score but was picked off twice.

Junior wide receiver Amare Thomas was Weigman's leading target through the air, hauling in 10 catches for 99 yards and three touchdowns. Senior running back Dean Connors accounted for 71 rushing yards on 13 carries.

Following a Houston turnover on its first possession of the second half, West Virginia took over in Cougar territory. However, the Mountaineers could only move 15 yards before Kade Hensley's 50-yard field goal gave them a 24-21 lead with 12:19 left in the third quarter.

Jordan Scruggs gave West Virginia a 31-21 lead after intercepting a Houston pass and running 80 yards into the end zone with 6:45 left in the third quarter.

The Cougars rallied and used a 12-play, 75-yard drive that was capped by Weigman's 8-yard touchdown strike to Thomas for their second scoring connection of the game to move within 31-28 with 1:16 left in the third quarter.

Fox's 34-yard touchdown up the middle pushed West Virginia's lead back to double digits early in the third quarter, and Diore Hubbard's 11-yard touchdown midway through the final period gave the Mountaineers a 45-28 lead.

The Cougars closed to within 45-35 when Weigman and Thomas connected through the air for the third tie, but that would be as close as Houston would get the rest of the way.

Hubbard rushed for 108 yards and a touchdown on 29 carries to lead the Mountaineers.

UP NEXT

Houston faces a short week before meeting UCF at 7 p.m. CT on Friday, Nov. 7, inside Acrisure Bounce House in Orlando, Fla. The game will air on FS1.

From there, the Cougars will take their final bye weekend before closing their home schedule against TCU inside TDECU Stadium on Saturday, Nov. 22. Game time and broadcasting network for that game will be announced soon.


All Houston Football games can be heard on 950 AM KPRC and the Varsity Network app.

Score by Quarters	1	2	3	4	Score	Records
West Virginia	14	7	10	14	45	3-6, 1-5
Houston	7	14	7	7	35	7-2, 4-2

Scoring Summary:

1st	10:31 WVU - #15 S.Fox Jr. 6 yd rush (#25 K.Hensley kick), 12-75, 04:29, WVU 7, HOU 0
1st	04:03 WVU - #23 C.Bowers 21 yd rush (#25 K.Hensley kick), 10-89, 04:15, WVU 14, HOU 0
1st	00:58 HOU - #9 T.Koziol 3 yd pass from #1 C.Weigman (#92 E.Sanchez kick), 7-75, 03:05 WVU 14, HOU 7
2nd	12:54 WVU - #4 C.Vaughn 24 yd pass from #15 S.Fox Jr. (#25 K.Hensley kick), 2-27, 00:35 WVU 21, HOU 7
2nd	08:49 HOU - #1 C.Weigman 1 yd rush (#92 E.Sanchez kick), 8-75, 04:05 WVU 21, HOU 14
2nd	03:03 HOU - #0 A.Thomas 9 yd pass from #1 C.Weigman (#92 E.Sanchez kick), 5-47, 02:01 HOU 21, WVU 21
3rd	12:14 WVU - #25 K.Hensley 50 yd FG, 6-15, 01:59 WVU 24, HOU 21
3rd	06:33 WVU - #6 J.Scruggs 80 yd interception return (#25 K.Hensley kick), 02:35 WVU 31, HOU 21
3rd	01:16 HOU - #0 A.Thomas 8 yd pass from #1 C.Weigman (#92 E.Sanchez kick), 12-75, 05:17 WVU 31, HOU 28
4th	12:54 WVU - #15 S.Fox Jr. 34 yd rush (#25 K.Hensley kick), 8-73, 03:17 WVU 38, HOU 28
4th	07:15 WVU - #20 D.Hubbard 11 yd rush (#25 K.Hensley kick), 7-71, 03:26 WVU 45, HOU 28
4th	06:24 HOU - #0 A.Thomas 27 yd pass from #1 C.Weigman (#92 E.Sanchez kick), 4-68, 00:45 WVU 45, HOU 35

	WVU	HOU
FIRST DOWNS	20	27
RUSHES-YARDS (NET)	53-246	31-82
PASSING YDS (NET)	157	318
Passes Comp-Att-Int	13-22-0	26-36-2
TOTAL OFFENSE PLAYS-YARDS	75-403	67-400
Fumble Returns-Yards	0-0	0-0
Punt Returns-Yards	1-13	5-36
Kickoff Returns-Yards	1-21	2-54
Interception Returns-Yards	2-100	0-0
Punts (Number-Avg)	6-45.8	4-46.0
Fumbles-Lost	0-0	5-2
Penalties-Yards	8-85	2-15
Possession Time	30:29	29:31
Third-Down Conversions	5 of 17	5 of 12
Fourth-Down Conversions	4 of 4	2 of 2
Red-Zone Scores-Chances	2-3	4-4
Sacks By: Number-Yards	3-24	0-0

Nov. 7, 2025 • Acrisure Bounce House • Orlando, Fla.		
	HOUSTON	30
	UCF	27

ORLANDO, Fla. — University of Houston senior kicker Ethan Sanchez drilled a tie-breaking 22-yard field goal with less than three minutes remaining, and junior defensive back Kentrell Webb's first career interception in the end zone halted the final drive as the Cougars rallied to take a 30-27 win over UCF inside Acrisure Bounce House on Friday night. The win marked UCF's first-ever loss in their Space Game, fittingly against the Cougars from Space City.

Following Sanchez' field goal and a Cougar penalty enforced on the kickoff, UCF took over near midfield, and reserve quarterback Davi Belfort led the Knights to the Houston 27. With the Knights facing third-and-long and 18 seconds left, Webb stepped in front of a Belfort pass intended for Duane Thomas Jr. in the end zone and went down for a touchdown to seal the win for the Cougars.

Houston found itself down 10 points less than six minutes into the game and again late in the first half before rallying to snap a four-game losing streak to UCF and claim its first road win over the Knights since Oct. 24, 2015.

The Cougars outscored UCF 13-3 and limited the Knights to only 104 total yards in the second half.

Sophomore linebacker Corey Platt Jr. led the Houston defense with five tackles, including two for a loss of seven yards, while junior defensive back Latreveon McCutchin added a 45-yard interception return for a touchdown.

Junior wide receiver Amare Thomas hauled in five catches for 103 yards and a touchdown for the Cougars' first points of the game midway through the second quarter. It was his third 100-yard receiving game of the season.

Junior quarterback Conner Weigman threw for 223 yards and a pair of touchdowns with a team-high 82 rushing yards on 22 carries.

With the win, Houston improved to 8-2 overall and 5-2 in Big 12 play. The Cougars matched their win total from the 2024 season with three regular-season games remaining and improved to 5-0 on the road in 2025.

The Knights took a 3-0 lead on Noe Ruelas' 37-yard field goal with 4:17 left in the first quarter.

Following a Houston turnover on a punt return, UCF took over on the Cougars' 25-yard line and pushed its lead to 10-0 on Myles Montgomery's 1-touchdown plunge with 9:39 remaining in the first half.

The Cougars took over on the ensuing drive and moved to within 10-7 when Weigman connected with Thomas down the right sideline for a 64-yard touchdown with 7:52 left.

Houston claimed its first lead when McCutchin stepped in front of a Tayven Jackson pass and outraced UCF defenders to the end zone for a 14-10 Cougar lead with 6:36 to go in the first half.

The Knights regained the lead at 17-14 on Jaden Nixon's 15-yard touchdown run with 2:05 left in the second quarter and pushed its advantage back to double digits on Phillip Dunnam's 43-yard interception for a touchdown with 1:36 left in the first half.

The two schools traded punts back and forth to start the second half until Weigman hit senior running back Dean Connors on a 9-yard touchdown pass midway through the third quarter to tie the game at 24-24.

On the ensuing possession, Weigman led the Cougars on an 11-play, 63-yard drive that was capped by Sanchez' 30-yard field goal with 11:19 left in the game. It was the Dallas, Ga., native's fifth game this season with multiple field goals.


After forcing UCF into a 3-and-out on the next possession, Houston used a 15-play drive that consumed nearly eight minutes and was capped when Sanchez drilled a 22-yard field goal with just 2:31 remaining.

Score by Quarters	1	2	3	4	Score	Records
Houston	0	17	7	6	30	8-2, 5-2 Big 12
UCF	3	21	3	0	27	1-5, 0-3 Big 12

Scoring Summary:

1st	04:17 UCF - #16 N.Ruelas 37 yd FG, 10-36, 03:51 UCF 3, HOU 0
2nd	09:39 UCF - #22 M.Montgomery 1 yd rush (#16 N.Ruelas kick), 4-25, 01:32 UCF 10, HOU 0
2nd	07:52 HOU - #0 A.Thomas 64 yd pass from #1 C.Weigman (#92 E.Sanchez kick), 4-75, 01:47 UCF 10, HOU 7
2nd	06:36 HOU - #10 L.McCutchin 45 yd interception return (#92 E.Sanchez kick), 01:16 HOU 14, UCF 10
2nd	02:05 UCF - #5 J.Nixon 15 yd rush (#16 N.Ruelas kick), 10-75, 04:31 UCF 17, HOU 14
2nd	01:36 UCF - #2 P.Dunnam 43 yd interception return (#16 N.Ruelas kick), 00:29 UCF 24, HOU 14
2nd	00:00 HOU - #92 E.Sanchez 40 yd FG, 10-53, 01:36 UCF 24, HOU 17
3rd	07:38 HOU - #44 D.Connors 9 yd pass from #1 C.Weigman (#92 E.Sanchez kick), 5-55, 02:28 HOU 24, UCF 24
3rd	01:06 UCF - #16 N.Ruelas 54 yd FG, 5-27, 01:38 UCF 27, HOU 24
4th	11:19 HOU - #92 E.Sanchez 30 yd FG, 11-63, 04:47 HOU 27, UCF 27
4th	02:31 HOU - #92 E.Sanchez 22 yd FG, 15-62, 07:51 HOU 30, UCF 27

	UH	UCF
FIRST DOWNS	26	14
RUSHES-YARDS (NET)	49-210	30-146
PASSING YDS (NET)	233	156
Passes Comp-Att-Int	20-31-3	15-30-2
TOTAL OFFENSE PLAYS-YARDS	80-433	60-282
Fumble Returns-Yards	0-0	0-0
Punt Returns-Yards	3-15	2-35
Kickoff Returns-Yards	0-0	3-62
Interception Returns-Yards	2-45	3-81
Punts (Number-Avg)	3-42.0	7-40.3
Fumbles-Lost	3-1	1-0
Penalties-Yards	3-25	9-75
Possession Time	34:38	25:22
Third-Down Conversions	8 of 16	5 of 15
Fourth-Down Conversions	1 of 3	0 of 0
Red-Zone Scores-Chances	3-3	3-3
Sacks By: Number-Yards	1-7	2-7

Nov. 7, 2025 • Acrisure Bounce House • Orlando, Fla.		
	TCU	17
	HOUSTON	14

HOUSTON (AP) — Despite forcing five TCU turnovers with three on consecutive possessions in the first half, No. 23 Houston fell short 17-14 following a missed late game-tying field goal attempt at TDECU Stadium on Saturday.

After stopping the Horned Frogs (7-4, 4-4 Big 12) on the 5-yard line with just under two minutes remaining, the Cougars (8-3, 5-3) drove the ball all the down to the opposing 20-yard line for a chance to level the score before senior kicker Ethan Sanchez's 38-yard attempt with 46 seconds remaining went wide left.

TCU's Nate McCashland hit a 29-yard field goal early in the fourth quarter to give the Horned Frogs a three-point lead.

Trailing 14-7 at the half, Houston overcome consecutive three-and-out possession after sophomore corner back Will James grabbed his second interception of the game and third forced turnover of the day to give the Cougars the ball midway through the third.

Houston drove 71 yards down the field in six plays, stringing together three design plays at the end of the possession. Junior quarterback Conner Weigman capped off the drive with a short pass right to senior running back Dean Connors for an 8-yard score to level the score at 14-14.

Down 14-0 at the end of the first following two touchdown throws from TCU's Josh Hoover, the Cougars sparked momentum following James' first interception of the game early in the second quarter. Houston capitalized on the ensuing drive, marching down the field to end a 13-play, 62-yard drive with a 13-yard strike from Weigman to junior wide receiver Amare Thomas for the Cougars' first score of the day.

Weigman was 15 of 29 for 161 yards and two touchdowns and rushed for 114 yards. Connors ran for 75 yards and caught five passes for 47 yards and a touchdown while Thomas had five receptions for 72 yards and a score.

Defensively, James notched his first multi-turnover outing with three on day including a punch-out in the third quarter recovered by sophomore safety Jordan Allen.

UP NEXT

Houston returns to action and closes its regular season when it faces Baylor on Saturday, Nov. 29, at McLane Stadium in Waco, Texas.

Score by Quarters	1	2	3	4	Score	Records
TCU	14	0	0	3	17	7-4, 4-4 Big 12
Houston	0	7	7	0	14	8-3, 5-3 Big 12

Scoring Summary:

1st	11:20 TCU - #1 E.McAlister 33 yd pass from #10 J.Hoover (#99 N.McCashland kick), 8-75, 03:40, TCU 7, HOU 0
1st	01:45 TCU - #7 J.Dwyer 17 yd pass from #10 J.Hoover (#99 N.McCashland kick), 10-83, 03:46, TCU 14, HOU 0
2nd	08:21 HOU - #0 A.Thomas 15 yd pass from #1 C.Weigman (#92 E.Sanchez kick), 11-62, 05:36, TCU 14, HOU 7
3rd	05:34 HOU - #44 D.Connors 8 yd pass from #1 C.Weigman (#92 E.Sanchez kick), 6-71, 03:09 HOU 14, TCU 14
4th	11:21 TCU - #99 N.McCashland 29 yd FG, 7-17, 03:12 TCU 17, HOU 14

	TCU	HOU
FIRST DOWNS	22	17
RUSHES-YARDS (NET)	36-133	40-230
PASSING YDS (NET)	293	161
Passes Comp-Att-Int	24-33-3	15-29-1
TOTAL OFFENSE PLAYS-YARDS	69-426	69-391
Fumble Returns-Yards	0-0	0-0
Punt Returns-Yards	1-53	0-0
Kickoff Returns-Yards	1-20	2-45
Interception Returns-Yards	1-0	3-0
Punts (Number-Avg)	4-37.8	7-44.6
Fumbles-Lost	1-1	0-0
Penalties-Yards	7-70	3-32
Possession Time	27:32	32:28
Third-Down Conversions	5 of 11	4 of 17
Fourth-Down Conversions	0 of 1	1 of 2
Red-Zone Scores-Chances	2-4	2-4
Sacks By: Number-Yards	0-0	1-14

Nov. 29, 2025 • McLane Stadium • Waco, Texas		
	HOUSTON	31
	BAYLOR	24

WACO, Texas — University of Houston junior quarterback Conner Weigman threw for 201 yards and a touchdown and rushed for 121 yards and two more scores to lead the —/rv Cougars to a 31-24 win over Baylor inside McLane Stadium on Saturday afternoon.

Houston held a 24-9 lead early in the fourth quarter before Baylor rallied with 15 points in the final period to tie the game at 24-24 on Josh Cameron's 31-yard touchdown pass from Sawyer Robertson with 8:53 left in the game.

Taking over on Houston's 26-yard line, Weigman led the Cougars on a 15-play, 74-yard drive that consumed nearly seven minutes on the clock. Weigman and the Cougars converted on a third down at midfield and a fourth-and-7 from the Baylor 41 to extend the drive.

Facing third-and-3 on the Baylor 13, Houston took advantage of a defensive pass interference call on third down and seized the lead for good on senior running back Dean Connors' 1-yard touchdown plunge two plays later with 1:57 remaining.

Baylor took the ensuing kickoff and moved to the Houston 13 with under a minute remaining. However, the Cougar defense held and turned the ball over on downs on Bears quarterback Sawyer Robertson's incomplete pass on fourth down.

Junior wide receiver Amare Thomas hauled in nine catches for 97 yards and gave the Cougars the first points of the game with a 27-yard touchdown catch midway through the first quarter.

The Houston defense forced two Baylor turnovers and was led by junior defensive back Kentrell Webb, who posted 10 solo tackles. Junior linebacker Sione Fotu added four solo stops with a quarterback hurry and a fumble recovery.

With the win, —/rv, Houston improved to 9-3 overall and 6-3 in the Big 12. The Cougars recorded their first nine-win season or better since the 2021 team finished 12-2. It also stands as the program's second-highest win total in the last 10 years.

Houston improved to 6-0 on the road with the win, becoming the only FBS team with a 6-0 record on the road this season. The 6-0 road record is Houston's third in program history. Baylor fell to 5-7 overall and 3-6 in Big 12 play.

Robertson led Baylor with 309 yards and a touchdown on 23-of-46 passing. Running back Joseph Dodds led the team with 61 rushing yards and a touchdown on 12 carries while Kole Wilson posted seven receptions for 69 yards.

After forcing Baylor to punt on its opening possession, the Cougars took over on their 18-yard line and marched 82 yards on 12 plays and took the lead when Weigman connected with Thomas on a 27-yard touchdown strike with 7:47 left in the first quarter.

Taking over on their own 31-yard line following a Robertson fumble, the Cougars pushed their lead to 14-0 when Weigman weaved his way through the Bear defense on a 28-yard scamper into the end zone with 14:13 left in the second quarter.

Baylor took advantage of field goals of 54 and 34 yards from kicker Connor Hawkins to move to within 14-6 midway through the second quarter, but Houston senior kicker Ethan Sanchez pushed Houston's lead to 17-6 with a field goal with only 1:40 remaining in the first half.

Hawkins' third field goal of the first half moved Baylor to within 17-9 at the break. The score remained that way until Weigman burst into the end zone from one yard out to give the Cougars a 24-9 lead with 4:58 left in the third quarter.

Baylor closed to within 24-17 on Dodds' 1-yard touchdown plunge and the ensuing 2-point PAT with 12:19 remaining in the game.

Score by Quarters	1	2	3	4	Score	Records
Houston	7	10	7	7	31	9-3, 6-3
Baylor	0	9	0	15	24	5-7, 3-6

Scoring Summary:

1st	07:47 HOU - #0 A. Thomas 27 yd pass from #1 C. Weigman (#92 E. Sanchez kick), 12-82, 5:18, HOU 7, BU 0
2nd	14:13 HOU - #1 C. Weigman 28 yd rush (#92 E. Sanchez kick), 6-69, 2:15, HOU 14, BU 0
2nd	13:44 BU - #96 C. Hawkins 54 yd FG, 4-0, 0:19, HOU 14, BU 3
2nd	06:22 BU - #96 C. Hawkins 34 yd FG, 12-46, 5:35, HOU 14, BU 6
2nd	01:40 HOU - #92 E. Sanchez 29 yd FG, 12-64, 4:42, HOU 17, BU 6
2nd	00:15 BU - #96 C. Hawkins 30 yd FG, 12-62, 1:25, HOU 17, BU 9
3rd	04:58 HOU - #1 C. Weigman 1 yd rush (#92 E. Sanchez kick), 5-65, 2:36, HOU 24, BU 9
4th	12:19 BU - #27 J. Dodds 1 yd rush (#13 S. Robertson rush), 7-50, 2:57, HOU 24, BU 17
4th	08:53 BU - #34 J. Cameron 31 yd pass from #13 S. Robertson (#96 C. Hawkins kick), 5-44, 1:20, HOU 24, BU 24
4th	01:57 BU - #44 D. Connors 1 yd rush (#92 E. Sanchez kick), 15-74, 6:52, HOU 31, BU 24

	HOU	BU
FIRST DOWNS	29	25
RUSHES-YARDS (NET)	48-216	26-112
PASSING YDS (NET)	201	309
Passes Comp-Att-Int	21-31-1	23-46-1
TOTAL OFFENSE PLAYS-YARDS	79-417	72-421
Fumble Returns-Yards	0-0	0-0
Punt Returns-Yards	1-4	1-24
Kickoff Returns-Yards	2-17	2-89
Interception Returns-Yards	1-0	1-14
Punts (Number-Avg)	3-34.3	2-48.0
Fumbles-Lost	0-0	1-1
Penalties-Yards	2-24	8-90
Possession Time	36:26	23:34
Third-Down Conversions	5 of 14	3 of 11
Fourth-Down Conversions	4 of 5	1 of 3
Red-Zone Scores-Chances	3-3	3-6
Sacks By: Number-Yards	1-4	1-1

CAREER HIGHS

#5 CARLOS ALLEN

DL/SR

Career	Category	Season
13 at Oregon State (9/26/25)	Tackles	13 at Oregon State (9/26/25)
2, 3x, last at Chattanooga (9/9/23)*	Tackles for Loss	1.5 vs. Colorado (9/12/25)
1.5, at Arizona (11/15/24)	Sacks	1.0, vs. Arizona (10/18/25)
1, 2x, last at Oregon State (9/26/25)	Forced Fumbles	1 at Oregon State (9/26/25)
1, 4x, last at BYU (11/30/24)	Fumbles Recovered	
1, 2x, last at Oklahoma State (10/11/25)	PBU	1, 2x, last at Oklahoma State (10/11/25)
1, vs Central Arkansas (10/15/22)*	Rushing Attempts	
31, vs Central Arkansas (10/15/22)*	Rushing Yards	
31, vs Central Arkansas (10/15/22)*	Long Rush	

* at Kennesaw State

#6 JORDAN ALLEN

DB/SO

Career	Category	Season
8 vs. Arizona (10/18/25)	Tackles	8 vs. Arizona (10/18/25)
1, Southern (9/10/22)*	Tackles for Loss	0.5 vs. TCU (11/22/25)
0.5 vs. TCU (11/22/25)	Sacks	0.5 vs. TCU (11/22/25)
1 vs. TCU (11/22/25)	Fumble Recoveries	1 vs. TCU (11/22/25)
1, 3x, last at Arizona State (10/25/25)	PBU	1, 2x, last at Arizona State (10/25/25)

* at LSU

#33 JOHNSLEY BARBAS

DB/R-FR

Career	Category	Season
2, 3x, last vs. Colorado (9/12/25)	Tackles	2, 2x, last vs. Colorado (9/12/25)

#17 CHRISTIAN BRATHWAITE

LB/R-FR

Career	Category	Season
2, 2x, last SFA (8/28/25)	Tackles	2, SFA (8/28/25)

#73 JASON BROOKS JR.

OL/SR

Career	Category	Season
1, at Kansas State (10/29/22)*	Tackles	

* at Oklahoma State

#3 HARVEY BROUSSARD III

WR/JR

Career	Category	Season
6, vs South Alabama (11/16/24)*	Receptions	2, 3x, last at West Virginia (11/1/25)
84, vs South Alabama (11/16/24)*	Receiving Yards	47 vs West Virginia (11/1/25)
51, vs Southern Miss. (11/9/23)*	Long Reception	29 at Oklahoma State (10/11/25)
1, 6x, last at Oklahoma State (10/11/25)	Receiving Touchdowns	1 at Oklahoma State (10/11/25)
1 vs Texas Tech (10/4/25)	Tackles	1, vs Texas Tech (10/4/25)

* at Louisiana

#24 WROOK BROWN

DB/SR

Career	Category	Season
10, at New Mexico (10/8/22)*	Tackles	9 vs. Arizona (10/18/25)
3.5 vs. Arizona (10/18/25)	Tackles for Loss	3.5 vs. Arizona (10/18/25)
1.5 vs. Arizona (10/18/25)	Sacks	1.5 vs. Arizona (10/18/25)
1, 8x, last vs. TCU (11/22/25)	Interceptions	1, 2x, last vs. TCU (11/22/25)
40 vs. Colorado (9/12/25)	Long Interception Return	40 vs. Colorado (9/12/25)
1, at New Mexico (11/2/24)*	INT Return Touchdown	
2, vs BYU (9/14/24)*	PBU	1, 2x, last vs. TCU (11/22/25)
1, vs Appalachian State (9/23/23)*	Fumble Recoveries	

* at Wyoming

#45 CHANCE BRYANT

DL/FR

Career	Category	Season
1, 2x, last at Oregon State (9/26/25)	Tackles	1, 2x, last at Oregon State (9/26/25)
1 vs West Virginia (11/1/25)	Punt Returns	1 vs West Virginia (11/1/25)
2 vs West Virginia (11/1/25)	Punt Return Yards	2 vs West Virginia (11/1/25)
2 vs West Virginia (11/1/25)	Long Punt Return	2 vs West Virginia (11/1/25)

#92 TRAVIS BUHAKE

DL/FR

Career	Category	Season
4 at Rice (9/6/25)	Tackles	4 at Rice (9/6/25)

#20 J'MARION BURNETTE

RB/SO

Career	Category	Season
12, at TCU (10/4/24)	Rushing Attempts	10, SFA (8/28/25)
81, vs Utah (10/26/24)	Rushing Yards	40, SFA (8/28/25)
54, vs Utah (10/26/24)	Long Rush	12, SFA (8/28/25)
1, 2x, last SFA (8/28/25)	Receptions	1, SFA (8/28/25)
39, SFA (8/28/25)	Receiving Yards	39, SFA (8/28/25)
39, SFA (8/28/25)	Long Reception	39, SFA (8/28/25)
1, SFA (8/28/25)	Receiving Touchdowns	1, SFA (8/28/25)

#25 DJ BUTLER

RB/SO

Career	Category	Season
14, at UCF (11/7/25)	Rushing Attempts	14, at UCF (11/7/25)
69 at UCF (11/7/25)	Rushing Yards	69 at UCF (11/7/25)
28, vs Kansas State (11/2/24)	Long Rush	15, 2x, last vs West Virginia (11/1/25)
2, 2x, last vs. TCU (11/22/25)	Receptions	2, 2x, last vs. TCU (11/22/25)
27, vs Kansas (10/19/24)	Receiving Yards	13 vs TCU (11/22/25)
27, vs Kansas (10/19/24)	Long Reception	12 at Baylor (11/29/25)
29, at BYU (11/30/24)	Kickoff Return Yards	
16, at BYU (11/30/24)	Kickoff Return Long	

#34 DYLAN CADDLE

WR/JR

Career	Category	Season
	No collegiate statistics	

#12 AUSTIN CARLISLE

QB/FR

Career	Category	Season
3 at Oklahoma State (10/11/25)	Rushing Attempts	3 at Oklahoma State (10/11/25)
25 at Oklahoma State (10/11/25)	Rushing Yards	25 at Oklahoma State (10/11/25)
13 vs West Virginia (11/1/25)	Long Rush	13 vs West Virginia (11/1/25)

#2 ZEON CHRISS-GREMILLION

QB/JR

Career	Category	Season
29, vs Buffalo (9/23/23)*	Passing Attempts	13 vs Texas Tech (10/4/25)
22, vs Buffalo (9/23/23)*	Passing Completions	5 vs Texas Tech (10/4/25)
249, vs Buffalo (9/23/23)*	Passing Yards	93 vs Texas Tech (10/4/25)
87, at Arkansas State (11/4/23)*	Long Pass	64 vs Texas Tech (10/4/25)
3, vs Texas State (10/7/23)*	Passing Touchdowns	1 vs Texas Tech (10/4/25)
22, vs Kansas State (11/2/24)	Rushing Attempts	7 vs Texas Tech (10/4/25)
119, vs Georgia State (10/21/23)*	Rushing Yards	59 vs Texas Tech (10/4/25)
80, at UAB (9/16/23)*	Long Rush	21 vs Texas Tech (10/4/25)
2, 3x, last at BYU (11/30/24)	Rushing Touchdowns	
1, 2x, last Baylor (11/23/24)	Receptions	
21, Baylor (11/23/24)	Receiving Yards	
21, Baylor (11/23/24)	Long Reception	
1, vs Utah (10/26/24)	Tackles	

* at Louisiana

#44 DEAN CONNORS

RB/SR

Career	Category	Season
22 vs. Colorado (9/12/25)	Rushing Attempts	22 vs. Colorado (9/12/25)
184, at Charlotte (11/18/23)*	Rushing Yards	132 at Rice (9/6/25)
71, vs Texas Southern (9/7/24)*	Long Rush	54, 2x, last vs. TCU (11/22/25)
3, 2x, last vs Texas Southern (9/7/24)*	Rushing Touchdowns	2 at Rice (9/6/25)
9, vs Sam Houston (8/31/24)*	Receptions	5 vs. TCU (11/22/25)
109, vs UTSA (10/12/24)*	Receiving Yards	47 vs. TCU (11/22/25)
80, at South Fla. (9/23/23)*	Long Reception	33 vs. Arizona (10/18/25)
2, at South Fla. (9/23/23)*	Receiving Touchdowns	1, 3x, last vs. TCU (11/22/25)
4 vs UTSA (11/19/22)*	Kickoff Returns	1 at Arizona State (10/25/25)
68, vs UTSA (11/19/22)*	Kickoff Return Yards	1 at Arizona State (10/25/25)
28, 2x, last vs UTEP (11/3/22)*	Long Kickoff Return	1 at Arizona State (10/25/25)
1, 3x, last at Baylor (11/29/25)	Tackles	1 at Baylor (11/29/25)

* at Rice

CAREER HIGHS

#38 AARON DAVIS

Career	Category	RB/SO Season
	No collegiate stats	

#49 JONATHAN DIMAS

Career	Category	K/R-FR Season
	No collegiate statistics	

#91 LIAM DOUGHERTY

Career	Category	P/SO Season
7, 5x, last vs. TCU (11/22/25)	Punts	7, 3x, last vs. TCU (11/22/25)
324, SFA (8/28/25)	Punt Yardage	324, SFA (8/28/25)
48.0, at BYU (11/30/24)	Punt Average	56.0 vs. Colorado (9/12/25)
65, Kansas State (11/2/24)	Long Punt	60 at Oregon State (9/26/25)
5, Kansas State (11/2/24)	Inside 20	4, at Arizona State (10/25/25)
1, at Oklahoma (9/7/24)	Kickoffs (Safety Punt)	
55, at Oklahoma (9/7/24)	Kickoff Yards	
1 vs Texas Tech (10/4/25)	Tackles	1 vs Texas Tech (10/4/25)

#13 CJ DOUGLAS

Career	Category	DB/JR Season
10, 3x, last at The Citadel (10/26/24)*	Tackles	4 vs. Arizona (10/18/25)
1, 3x, last at ETSU (10/12/24)*	Tackles for Loss	
1, 2x, last SFA (8/28/25)	Interceptions	1, SFA (8/28/25)
3, vs Mercer (10/19/24)*	PBU	
2, vs UT Martin (11/18/23)*	Forced Fumbles	

*at Samford

#48 BROCK FOSTER

Career	Category	TE/R-FR Season
	No collegiate statistics	

#12 SIONE FOTU

Career	Category	LB/JR Season
15 at Oregon State (9/26/25)	Tackles	15 at Oregon State (9/26/25)
0.5 at Rice (9/6/25)	Tackles for Loss	0.5 at Rice (9/6/25)
0.5 at Rice (9/6/25)	Sacks	0.5 at Rice (9/6/25)
1, 4x, last at Oklahoma State (9/21/24)*	PBU	
1, 2x, last at Baylor (11/29/25)	Fumble Recoveries	1, 2x, last at Baylor (11/29/25)

*at Utah

#85 TRAVILLE FREDERICK JR.

Career	Category	TE/SO Season
1, 2x, last Baylor (11/23/24)	Receptions	
18, Baylor (11/23/24)	Receiving Yards	
18, Baylor (11/23/24)	Long Reception	

#25 ANTHONY GANGI

Career	Category	WR/JR Season
	No collegiate statistics	

#36 JALEN GARNER

Career	Category	LB/SR Season
9 vs. TCU (11/22/25)	Tackles	9 vs. TCU (11/22/25)
2.0 at Oklahoma State (10/11/25)	Tackles for Loss	2.0 at Oklahoma State (10/11/25)
2.0 at Oklahoma State (10/11/25)	Sacks	2.0 at Oklahoma State (10/11/25)
1, Rice (9/14/24)	Interceptions	
2 at Oklahoma State (10/11/25)	Forced Fumbles	2 at Oklahoma State (10/11/25)
1, 2x, last at Baylor (11/29/25)	PBU	1, 2x, last at Baylor (11/29/25)

#56 JACOB GARZA

Career	Category	LS/SR Season
1, at BYU (11/30/24)	Fumbles Recovered	
1 at UCF (11/7/25)	Tackles	1 at UCF (11/7/25)

#33 DYLAN GAYTON

Career	Category	WR/R-FR Season
	No collegiate statistics	

#25 CARMYCAH GLASS

Career	Category	LB/SO Season
8, 2x, last at Texas State (10/29/24)*	Tackles	6 vs West Virginia (11/1/25)
2.0, vs Grambling (8/31/24)*	Tackles for Loss	1.0 at UCF (11/7/25)
1.0 at UCF (11/7/25)	Sacks	1.0 at UCF (11/7/25)
1 at UCF (11/7/25)	Forced Fumbles	1 at UCF (11/7/25)
1, 3x, last at Baylor (11/29/25)	PBU	1, 3x, last at Baylor (11/29/25)

*at Louisiana

#86 WYATT HERBEL

Career	Category	TE/FR Season
	No collegiate statistics	

#15 WILL JAMES

Career	Category	DB/SO Season
6, 2x, last at Troy (11/30/24)*	Tackles	5 vs. TCU (11/22/25)
2.0, SFA (8/28/25)	Tackles for Loss	2.0, SFA (8/28/25)
3 at Baylor (11/29/25)	PBU	3 at Baylor (11/29/25)
2 vs. TCU (11/22/25)	Interceptions	2 vs. TCU (11/22/25)
1 at Rice (9/6/25)	INT Return Touchdowns	1 at Rice (9/6/25)
37 at Rice (9/6/25)	INT Return Yards	37 at Rice (9/6/25)
37 at Rice (9/6/25)	Long INT Return	37 at Rice (9/6/25)
1, 2x, last vs. TCU (11/22/25)	Forced Fumbles	1, 2x, last vs. TCU (11/22/25)
1 at Arizona State (10/25/25)	Fumble Recoveries	1 at Arizona State (10/25/25)
1 at Oregon State (9/26/25)	Blocked Kicks	1 at Oregon State (9/26/25)
17, vs Arkansas State (10/19/24)*	Kickoff Return Yards	
17, vs Arkansas State (10/19/24)*	Long Kickoff Return	

*at Southern Miss.

#12 STEPHON JOHNSON

Career	Category	WR/SR Season
6, 2x, last at UCF (11/25/23)	Receptions	5 vs. Colorado (9/12/25)
117 vs. Colorado (9/12/25)	Receiving Yards	117 vs. Colorado (9/12/25)
84, vs. Wisconsin (12/27/22)*	Long Reception	74 at Rice (9/6/25)
2, West Virginia (10/12/23)	Receiving Touchdowns	1, 2x, last at Oregon State (9/26/25)
2, at BYU (11/30/24)	Rushing Attempts	1 vs. Colorado (9/12/25)
14, at BYU (11/30/24)	Rushing Yards	5 vs. Colorado (9/12/25)
13, at UCF (11/25/23)	Long Rush	5 vs. Colorado (9/12/25)
1, 3x, last vs Texas Tech (10/4/25)	Tackles	1 vs Texas Tech (10/4/25)

*at Oklahoma State

#51 HUNTER JONES

Career	Category	DL/SO Season
	No collegiate statistics	

#9 TANNER KOZIOL

Career	Category	TE/SR Season
11, at Buffalo (11/12/24)*	Receptions	8 at UCF (11/7/25)
112, at Central Michigan (9/21/24)*	Receiving Yards	100 at Arizona State (10/25/25)
50 at Oregon State (9/26/25)	Long Reception	50 at Oregon State (9/26/25)
2, 2x, last vs NIU (10/26/24)*	Receiving Touchdowns	1, 5x, last vs West Virginia (11/1/25)
1, at Buffalo (11/12/24)*	Rushing Attempts	
6, at Buffalo (11/12/24)*	Rushing Yards	
6, at Buffalo (11/12/24)*	Long Rush	
1, 4x, last at Ohio (11/29/24)*	Tackles	

*at Ball State

CAREER HIGHS

#18 KHALIL LAUFAU

Career	Category	Season
7 at Oregon State (9/26/25)	Tackles	7 at Oregon State (9/26/25)
2.0, vs Wyoming (11/30/24)*	Sacks	1.0 vs. Colorado (9/12/25)
3.0, vs Wyoming (11/30/24)*	Tackles For Loss	1.0 vs. Colorado (9/12/25)
1, 2x, last SFA (8/28/25)	PBU	1, SFA (8/28/25)
1 at Rice (9/6/25)	Forced Fumbles	1 at Rice (9/6/25)

* at Washington State

#99 QUINDARIO LEE

Career	Category	Season
5, 2x, last at Ball State (10/21/23)*	Tackles	
2.0, at Eastern Michigan (11/25/22)*	Tackles For Loss	
1.0, 4x, last vs Toledo (11/24/23)*	Sacks	
1, vs Northern Illinois (10/31/23)*	Fumble Recoveries	

* at Central Michigan

#4 BRANDON MACK

Career	Category	Season
7 at Oregon State (9/26/25)	Tackles	7 at Oregon State (9/26/25)
1.0, 7x, last at Baylor (11/29/25)	Sacks	1.0, 4x, last at Baylor (11/29/25)
2.0, at BYU (11/30/24)	Tackles For Loss	1.0, 5x, last at Baylor (11/29/25)
1, 3x, last at Baylor (11/29/25)	Forced Fumbles	1, 2x, last at Baylor (11/29/25)

#80 JAQUISE MARTIN

Career	Category	Season
1, 5x, last vs TCU (11/22/25)	Receptions	1, 5x, last vs TCU (11/22/25)
26 vs West Virginia (11/1/25)	Receiving Yards	26 vs West Virginia (11/1/25)
26 vs West Virginia (11/1/25)	Long Reception	26 vs West Virginia (11/1/25)
2 at Baylor (11/29/25)	Kick Returns	2 at Baylor (11/29/25)
17 at Baylor (11/29/25)	Kick Return Yards	17 at Baylor (11/29/25)
10 at Baylor (11/29/25)	Long Kick Return	10 at Baylor (11/29/25)

#47 DK MAYS

Career	Category	Season
	No collegiate statistics	

#1 LATRELL MCCUTCHIN SR.

Career	Category	Season
11 at Rice (9/6/25)	Tackles	11 at Rice (9/6/25)
1.0, 4x, last vs. Colorado (9/12/25)	Tackles For Loss	1.0, 2x, last vs. Colorado (9/12/25)
1, Rice (9/3/22)*	Sacks	
1, 5x, last at Arizona State (10/25/25)	Fumbles Forced	1 at Arizona State (10/25/25)
1, 2x, last at Rice (9/6/25)	Fumbles Recovered	1 at Rice (9/6/25)
3 at Baylor (11/29/25)	PBU	3 at Baylor (11/29/25)
1, 2x, last at Oregon State (9/26/25)	Blocked Kick	1 at Oregon State (9/26/25)

* at USC

#10 LATREVEON MCCUTCHIN

Career	Category	Season
6, 2x, last vs. TCU (11/22/25)	Tackles	6, 2x, last vs. TCU (11/22/25)
1.0, 3x, last vs Texas Tech (10/4/25)	Sacks	1.0 vs Texas Tech (10/4/25)
1.0, 5x, last vs Texas Tech (10/4/25)	Tackles For Loss	1.5 vs. TCU (11/22/25)
1, 3x, last vs Texas Tech (10/4/25)	Forced Fumbles	1 vs Texas Tech (10/4/25)
1, 2x, last at UCF (11/7/25)	Interceptions	1, 2x, last at UCF (11/7/25)
1 at UCF (11/7/25)	INT Return Touchdowns	1 at UCF (11/7/25)
45 at UCF (11/7/25)	Long INT Return	45 at UCF (11/7/25)
1, 3x, last at Rice (9/6/25)	PBU	1, 2x, last at Rice (9/6/25)

#87 LUKE MCGARY

Career	Category	Season
4, vs East Carolina (11/14/24)*	Receptions	2 at Rice (9/6/25)
48, 2x, last vs East Carolina (11/14/24)*	Receiving Yards	13 at Rice (9/6/25)
32, 2x, last vs East Carolina (11/14/24)*	Long Reception	8 at Rice (9/6/25)
1, 4x, last vs Florida Atlantic (11/30/24)*	Receiving Touchdowns	
1, at North Texas (9/28/24)*	Kickoff Returns	
6, at North Texas (9/28/24)*	Kickoff Return Yards	
6, at North Texas (9/28/24)*	Long Kickoff Return	
1, 4x, last at South Fla. (11/23/24)*	Tackles	

* at Tulsa

#75 DALTON MERRYMAN

Career	Category	Season
1, 2x, last at UCF (11/7/25)	Tackles	1, 2x, last at UCF (11/7/25)

#83 MEKHI MEWS

Career	Category	Season
6, at Kansas (10/19/24)	Receptions	2, 2x, last at Oklahoma State (10/11/25)
99, at Kansas (10/19/24)	Receiving Yards	16 at Rice (9/6/25)
1, 2x, last at Kansas (10/19/24)	Receiving Touchdowns	
57, UNLV (8/31/24)	Long Reception	16 at Rice (9/6/25)
2 vs. Colorado (9/12/25)	Rushes	2 vs. Colorado (9/12/25)
16, vs Iowa State (9/28/24)	Rushing Yards	1 vs. Colorado (9/12/25)
16, vs Iowa State (9/28/24)	Long Rush	1 vs. Colorado (9/12/25)
4, 3x, last vs West Virginia (11/1/25)	Punt Returns	4 vs West Virginia (11/1/25)
111, vs Ball State (9/9/23)*	Punt Return Yards	34 vs West Virginia (11/1/25)
1, 2x, last Rice (9/14/24)	Punt Return Touchdowns	
75, Rice (9/14/24)	Long Punt Return	21, SFA (8/28/25)
5 at Oregon State (9/26/25)	Kickoff Returns	5 at Oregon State (9/26/25)
116 at Oregon State (9/26/25)	Kickoff Return Yards	116 at Oregon State (9/26/25)
47, vs Ball State (9/9/23)*	Long Kickoff Return	35 at Oregon State (9/26/25)

* at Georgia

#77 DAVID NDUKWE

Career	Category	Season
1, 2x, last vs Marshall (11/27/21)*	Tackles	

* at Western Kentucky

#57 PHILLIPS OJO

Career	Category	Season
	No collegiate statistics	

#84 SAMUEL PADGITT

Career	Category	Season
	No collegiate statistics	

#98 MYLES PARKER

Career	Category	Season
5, at Gardner-Webb (9/28/24)*	Tackles	1, 5x, last at Baylor (11/29/25)
1, 3x, last vs Eastern Illinois (11/23/24)*	Sacks	
2.5, vs Eastern Illinois (11/23/24)*	Tackles For Loss	1.0 at Baylor (11/29/25)
1, vs Eastern Illinois (11/23/24)*	Forced Fumbles	
1, 2x, last at Western Illinois (10/19/24)*	Fumble Recoveries	
1 at Rice (9/6/25)	Blocked Kicks	1 at Rice (9/6/25)

* at Tennessee Tech

#19 KEANY PARKS

Career	Category	Season
7, 2x, last at Colorado State (11/15/24)*	Tackles	2 at Oklahoma State (10/11/25)
0.5, vs. Idaho (9/7/24)*	Tackles For Loss	
1, at San Jose State (10/19/24)*	Fumble Recoveries	
2, vs Utah State (10/26/24)*	PBU	
2, at New Mexico (11/2/24)*	Kickoff Returns	1 at Oklahoma State (10/11/25)
75, at New Mexico (11/2/24)*	Kickoff Return Yards	8 at Oklahoma State (10/11/25)
54, at New Mexico (11/2/24)*	Long Kickoff Return	8 at Oklahoma State (10/11/25)

* at Wyoming

CAREER HIGHS

#9 COREY PLATT JR.

LB/SO

Career	Category	Season
15, vs South Alabama (9/2/23)*	Tackles	6 at Oklahoma State (10/11/25)
2.0 at UCF (11/7/25)	Tackles For Loss	2.0 at UCF (11/7/25)
1.0, 4x, last vs. Colorado (9/12/25)	Sacks	1.0, 2x, last vs. Colorado (9/12/25)
1 at Oregon State (9/26/25)	Forced Fumbles	1 at Oregon State (9/26/25)
1, vs SMU (11/17/22)*	Fumble Recoveries	
1, vs UMass (9/3/22)*	Interceptions	
1, 2x, last at Baylor (11/29/25)	PBU	1, 2x, last at Baylor (11/29/25)

* at Tulane

#40 STEVE POLK

RB/R-FR

Career	Category	Season
	No collegiate statistics	

#62 JACK RANEY

P/SO

Career	Category	Season
	No collegiate statistics	

#3 JD RHYM

DB/JR

Career	Category	Season
3, at LSU (10/14/23)*	Tackles	
1, vs Samford (9/16/23)*	Interceptions	
1, vs Samford (9/16/23)*	PBU	

* at Auburn

#43 SHELDON RICE

JACK/FR

Career	Category	Season
	No collegiate statistics	

#16 JAYSHON RIDGLE

WR/SO

Career	Category	Season
1, at Kansas (10/19/24)	Receptions	
6, at Kansas (10/19/24)	Receiving Yards	
6, at Kansas (10/19/24)	Long Reception	
1, at Kansas (10/19/24)	Rushing Attempts	
3, at Kansas (10/19/24)	Rushing Yards	
3, at Kansas (10/19/24)	Long Rush	
1, 3x, last vs Arizona (10/18/25)	Tackles	1, 3x, last vs Arizona (10/18/25)

#97 EVERITT ROGERS

DL/SR

Career	Category	Season
5, vs South Florida (11/18/22)*	Tackles	
1.0, vs North Texas (11/18/23)*	Tackles for Loss	

* at Tulsa

#92 ETHAN SANCHEZ

K/SR

Career	Category	Season
7, at Arkansas State (11/30/24)*	Kickoffs	
443, at Arkansas State (11/30/24)*	Kickoff Yards	
5, 2x, last at Arkansas State (11/30/24)*	Touchbacks	
6 vs. Colorado (9/12/25)	Field Goal Attempts	6 vs. Colorado (9/12/25)
5 vs. Colorado (9/12/25)	Field Goals Made	5 vs. Colorado (9/12/25)
53, at Bowling Green (9/28/24)*	Long FG	52 vs. Colorado (9/12/25)
7, at Coastal Carolina (10/15/22)*	PATs	5, 2x, last vs West Virginia (11/1/25)
7, at Coastal Carolina (10/15/22)*	Made PATs	5, 2x, last vs West Virginia (11/1/25)

* at Old Dominion

#26 RE'SHAUN SANFORD II

RB/SO

Career	Category	Season
16, Utah (10/26/24)	Rushing Attempts	
76, at Arizona (11/15/24)	Rushing Yards	
38, at Arizona (11/15/24)	Long Rush	
1, at TCU (10/4/24)	Rushing Touchdowns	
5, at Arizona (11/15/24)	Receptions	
48, at Oklahoma (9/7/24)	Receiving Yards	
19, at Oklahoma (9/7/24)	Long Reception	
1, 2x, last vs Baylor (11/23/24)	Tackles	

#37 JAMAAL SHAW

DB/SO

Career	Category	Season
1, 4x, last at UCF (11/7/25)	Tackles	1, 2x, last at UCF (11/7/25)

#14 MARQUIS SHOULDERS

WR/JR

Career	Category	Season
5, 2x, last vs Temple (9/28/23)*	Receptions	
132, vs Pine-Bluff (8/31/23)*	Receiving Yards	
2, 2x, last vs Temple (9/28/23)*	Receiving Touchdowns	
80, vs Pine Bluff (8/31/23)*	Long Reception	
2, at Houston (11/26/22)*	Kickoff Returns	
52, at Houston (11/26/22)*	Kickoff Return Yards	
29, at Houston (11/26/22)*	Long Return	
1, UNLV (8/31/24)	Rushing Attempts	
5, UNLV (8/31/24)	Rushing Yards	
5, UNLV (8/31/24)	Long Rush	
1, 3x, last at Northern Illinois (9/23/23)*	Tackles	

* at Tulsa

#37 ZANE SMITH

RB/FR

Career	Category	Season
1, 2x, last at Oklahoma State (10/11/25)	Rushing Attempts	1, 2x, last at Oklahoma State (10/11/25)
7 at Oklahoma State (10/11/25)	Rushing Yards	7 at Oklahoma State (10/11/25)
7 at Oklahoma State (10/11/25)	Long Rush	7 at Oklahoma State (10/11/25)

#21 STACY SNEED

RB/SR

Career	Category	Season
20, at Navy (10/22/22)	Rushing Attempts	9, 2x, last vs. Colorado (9/12/25)
143, Temple (11/12/22)	Rushing Yards	36 at Rice (9/6/25)
65, Rice (9/14/24)	Long Rush	16, SFA (8/28/25)
2, 2x, last Temple (11/12/22)	Rushing Touchdowns	
5, at BYU (11/30/24)	Receptions	2 vs Texas Tech (10/4/25)
65, Sam Houston (9/23/23)	Receiving Yards	14 at Rice (9/6/25)
1, 2x, last at Kansas (10/19/24)	Receiving Touchdowns	
58, Sam Houston (9/23/23)	Long Reception	14 at Rice (9/6/25)
3, vs Oklahoma State (11/18/23)	Kickoff Returns	
46, West Virginia (10/12/23)	Kickoff Return Yards	
28, West Virginia (10/12/23)	Long Kickoff Return	

#15 JAKE SOCK

QB/JR

Career	Category	Season
	No collegiate statistics	

#22 MARC STAMPLEY II

DB/SR

Career	Category	Season
12, at Texas State (11/4/23)*	Tackles	8 vs Texas Tech (10/4/25)
1, 3x, last at Old Dominion (10/24/24)*	Sacks	1.0 vs Texas Tech (10/4/25)
2.5, at Ball State (9/23/23)*	Tackles for Loss	1.0, 2x, last vs Texas Tech (10/4/25)
1, 7x, last at Baylor (11/29/25)	Interceptions	1, 2x, last at Baylor (11/29/25)
17, SFA (8/28/25)	INT Return Yards	17, SFA (8/28/25)
2, 3x, last vs James Madison (10/19/24)*	PBU	1, 3x, last at Arizona State (10/25/25)
1, at Old Dominion (10/24/24)*	Forced Fumbles	
1, at Georgia State (10/8/22)*	Rushing Attempts	
3, at Georgia State (10/8/22)*	Rushing Yards	
3, at Georgia State (10/8/22)*	Long Rush	

* at Georgia Southern

CAREER HIGHS

#35 RESHAD STERLING

DL/FR

Career	Category	Season
3, SFA (8/28/25)	Tackles	3, SFA (8/28/25)

#93 XAVIER STILLMAN

DL/SR

Career	Category	Season
4, 2x, Garden City CC (10/21/23)*	Tackles	1, 2x, last at Oklahoma State (10/11/25)
3.0, at Butler CC (9/30/23)*	Tackles for Loss	
3.0, at Butler CC (9/30/23)*	Sacks	

*at Hutchinson Community College

#46 JEFFREY STROZIER JR

WR/SO

Career	Category	Season
3, vs Clarke (9/9/23)*	Receptions	
16, vs Clarke (9/9/23)*	Receiving Yards	
11, vs Clarke (9/9/23)*	Long Reception	

*at Baker

#50 ZION TAYLOR

LB/R-FR

Career	Category	Season
	No collegiate statistics	

#42 HUNTER TEICHMAN

WR/SO

Career	Category	Season
	No collegiate statistics	

#0 AMARE THOMAS

WR/JR

Career	Category	Season
10 vs West Virginia (11/1/25)	Receptions	10 vs West Virginia (11/1/25)
157 at Oklahoma State (10/11/25)	Receiving Yards	157 at Oklahoma State (10/11/25)
73, vs Tulane (10/5/24)*	Long Reception	64, 2x, last at UCF (11/7/25)
3 vs West Virginia (11/1/25)	Receiving Touchdowns	3 vs West Virginia (11/1/25)
1, 9x, last at Oregon State (9/26/25)	Rushing Attempts	2 at Arizona State (10/25/25)
33, vs South Florida (10/7/23)*	Rushing Yards	6 at Arizona State (10/25/25)
33, vs South Florida (10/7/23)*	Long Rush	6 at Arizona State (10/25/25)
1, 2x, last at South Florida (10/19/24)*	Tackles	1 vs West Virginia (11/1/25)

*at UAB

#35 KALEB THOMAS

TE/R-FR

Career	Category	Season
	No collegiate statistics	

#0 BLAKE THOMPSON

DB/SR

Career	Category	Season
12, vs Tulsa (9/21/24)*	Tackles	4 at Oregon State (9/26/25)
1.5, vs Tulsa (9/21/24)*	Tackles for Loss	
2, vs Trinity Valley CC (10/16/21)^	PBU	
1 vs. Colorado (9/12/25)	Interceptions	1 vs. Colorado (9/12/25)
1, 3x, last at Oregon State (9/26/25)	Forced Fumbles	1 at Oregon State (9/26/25)
1, at Navarro (10/9/21)^	Punt Returns	
35, at Navarro (10/9/21)^	Punt Return Yards	
35, at Navarro (10/9/21)^	Punt Return Long	

*at Louisiana Tech

^ at Blinn

#41 ZAVIAN TIBBS

DL/SO

Career	Category	Season
9, at Blinn (11/4/23)*	Tackles	2 at Baylor (11/29/25)
2.5, at Blinn (11/4/23)*	Tackles for Loss	
2.0, at Blinn (11/4/23)*	Sacks	
1 at Baylor (11/29/25)	PBU	1 at Baylor (11/29/25)

*at Kilgore

#55 CAVAN TULEY

JACK/JR

Career	Category	Season
2, at Kansas State (10/28/23)	Tackles	
1.0, 2x, last at Kansas State (10/28/23)	Tackls for Loss	

#30 RICHMOND UGOCHUKWU

LB/FR

Career	Category	Season
	No collegiate statistics	

#21 ZELMAR VEDDER

DB/SR

Career	Category	Season
7, vs Weber State (10/19/24)*	Tackles	4 at Arizona State (10/25/25)
1.0, vs Weber State (10/19/24)*	Sacks	
2.0, vs Weber State (10/19/24)*	Tackles for Loss	
2, at Butte (9/25/21)^	Interceptions	
97, at Butte (9/25/21)^	Interception Return Yards	
1, at Butte (9/25/21)^	Interception Return TDs	
97, at Butte (9/25/21)^	Long Interception Return	
3 vs Texas Tech (10/4/25)	PBU	3 vs Texas Tech (10/4/25)
1, 2x, last vs Texas Tech (10/4/25)	Forced Fumbles	1 vs Texas Tech (10/4/25)
1, at Northern Arizona (9/28/24)*	Fumbles Recovered	

*at Sacramento State

^ at Modesto JC

#90 EDDIE WALLS III

DL/SR

Career	Category	Season
10 vs West Virginia (11/1/25)	Tackles	10 vs West Virginia (11/1/25)
3.0 at Arizona State (10/25/25)	Sacks	3.0 at Arizona State (10/25/25)
3.0, 3x, last at Arizona State (10/25/25)	Tackles for Loss	3.0, 2x, last at Arizona State (10/25/25)
1, 6x, last at Arizona State (10/25/25)	PBU	1, 5x, last at Arizona State (10/25/25)
1, 2x, last vs Monmouth (9/21/24)*	Forced Fumbles	
1, at Alcorn (11/12/22)^	Fumble Recoveries	
32, at Alcorn (11/12/22)^	Fumble Return Yards	
32, at Alcorn (11/12/22)^	Long Fumble Return	
1, 2x, last at FAU (9/14/24)*	Blocked Kicks	

*at FIU

^ at Bethune-Cookman

#49 DARIUS WASHINGTON

DL/R-FR

Career	Category	Season
4 vs Texas Tech (10/4/25)	Tackles	4 vs Texas Tech (10/4/25)

#8 KENTRELL WEBB

DB/JR

Career	Category	Season
10, 2x, last at Baylor (11/29/25)	Tackles	10, 2x, last at Baylor (11/29/25)
1.0, 2x, last at Baylor (11/29/25)	Tackles for Loss	1.0, 2x, last at Baylor (11/29/25)
2 at Arizona State (10/25/25)	PBU	2 at Arizona State (10/25/25)
1 vs. Colorado (9/12/25)	Forced Fumbles	1 vs. Colorado (9/12/25)

#1 CONNER WEIGMAN

QB/JR

Career	Category	Season
53, at Miami (FL) (9/9/23)*	Passing Attempts	36 at Oregon State (9/26/25)
31, at Miami (FL) (9/9/23)*	Passing Completions	25 vs West Virginia (11/1/25)
338, vs Ole Miss (10/29/22)*	Passing Yards	309 vs West Virginia (11/1/25)
74 at Rice (9/6/25)	Long Pass	74 at Rice (9/6/25)
5, vs New Mexico (9/2/23)*	Passing Touchdowns	4 vs West Virginia (11/1/25)
22, 2x, last at Baylor (11/29/25)	Rushing Attempts	22, 2x, at Baylor (11/29/25)
121 at Baylor (11/29/25)	Rushing Yards	121 at Baylor (11/29/25)
50 at Arizona State (10/25/25)	Long Rush	50 at Arizona State (10/25/25)
2, 3x, last at Baylor (11/29/25)	Rushing Touchdowns	2, 3x, last at Baylor (11/29/25)

*at Texas A&M

#17 INDIANA WIJAY

QB/SO

Career	Category	Season
	No collegiate statistics	

CAREER HIGHS

#8 DEVAN WILLIAMS	WR/JR
Career	Season
6, vs Oklahoma (9/16/23)*	Receptions
75, vs Temple (9/28/23)*	Receiving Yards
1, 3x, last at TCU (10/4/24)	Receiving Touchdowns
42, vs Temple (9/28/23)*	Long Reception
1, 2x, last at Arizona	Rushing Attempts
1, vs Oklahoma (9/16/23)*	Tackles

*at Tulsa

#23 ALVIN WILLIAMSON JR.	R-FR/DB
Career	Season
No collegiate statistics	

#74 MATTHEW WYKOFF	OL/SR
Career	Season
1, at Stanford (11/18/23)*	Tackles

*at Cal

#96 ZAC YOAKAM	K/SR
Career	Season
9, 4x, last at Oklahoma State (10/11/25)	Kickoffs 9, 2x, last at Oklahoma State (10/11/25)
571 vs. Colorado (9/12/25)	Kickoff Yards 571 vs. Colorado (9/12/25)
7, vs UNLV (10/22/22)*	Touchbacks 5, SFA (8/28/25)
2, 2x, last vs Navy (10/26/24)*	Field Goal Attempts
1, 2x, last vs Navy (10/26/24)*	Field Goals Made
42, vs Georgia Tech (10/19/24)*	Long Field Goal
6, vs Navy (10/26/24)*	PATs
6, vs Navy (10/26/24)*	PAT Attempts
1, 2x, last vs Colorado (9/12/25)	Tackles 1 vs Colorado (9/12/25)

*at Notre Dame

#13 JAYDEN YORK	TE/SR
Career	Season
2, 2x, last Iowa State (9/28/24)	Receptions
22, at Wyoming (9/2/23)*	Receiving Yards
1, at Wyoming (9/2/23)*	Receiving Touchdowns
19, at Wyoming (9/2/23)*	Long Reception

*at Texas Tech

#35 ELIJAH YOUNG	DB/SO
Career	Season
7, at UT Permian Basin (9/2/23)*	Tackles

*at Texas College

#18 KOBY YOUNG	WR/R-FR
Career	Season
4 vs West Virginia (11/1/25)	Receptions 4 vs West Virginia (11/1/25)
56 vs West Virginia (11/1/25)	Receiving Yards 56 vs West Virginia (11/1/25)
43 vs Texas Tech (10/4/25)	Long Reception 43 vs Texas Tech (10/4/25)
1 vs TCU (11/22/25)	Rushing Attempts 1 vs TCU (11/22/25)
8 vs TCU (11/22/25)	Rushing Yards 8 vs TCU (11/22/25)
8 vs TCU (11/22/25)	Long Rush 8 vs TCU (11/22/25)
2 at UCF (11/7/25)	Tackles 2 at UCF (11/7/25)

SINGLE-GAME BEST // BIG 12 GAMES ONLY

TEAM

POINTS

1. 41	vs. West Virginia	10/12/23
2. 39	at Oklahoma State	10/11/25
3. 36	vs. Colorado	9/12/25
4. 35	vs. West Virginia	11/1/25
5. 31	vs. Arizona	10/18/25
31	at Baylor	11/29/25

TOTAL OFFENSE

1. 489	at Texas Tech	9/30/23
2. 485	at Oklahoma State	10/11/25
3. 433	at UCF	11/7/25
4. 431	vs. Colorado	9/12/25
5. 417	at Baylor	11/29/25

RUSHING YARDS

1. 232	vs. Arizona	10/18/25
2. 230	vs. TCU	11/22/25
3. 228	vs. Utah	10/16/24
4. 216	at Baylor	11/29/25
5. 210	at UCF	11/7/25

PASSING YARDS

1. 378	vs. Texas	10/21/23
2. 336	at Texas Tech	9/30/23
3. 319	at Oklahoma State	10/11/25
4. 318	vs. West Virginia	11/1/25
5. 263	vs. Oklahoma State	11/18/23

PASSING TOUCHDOWNS

1. 4	vs. West Virginia	10/12/23
4	at Texas Tech	9/30/23
4	vs. West Virginia	11/1/25
4. 3	vs. Texas	10/21/23
3	vs. Arizona	10/18/25

RUSHING TOUCHDOWNS

1. 3	vs. Colorado	9/12/25
3	at Baylor	11/29/25
3. 2	at TCU	10/4/24
2	vs. Kansas State	11/2/24
2	at Oklahoma State	10/11/25
2	at Arizona State	10/25/25

PASSING COMPLETIONS

1. 32	vs. Texas	10/21/23
2. 30	at Texas Tech	9/30/23
3. 26	vs. West Virginia	11/1/25
4. 24	at Oklahoma State	10/11/25
5. 21	vs. West Virginia	10/12/23
21	at Kansas	10/19/24
21	at Baylor	11/4/23
21	at Baylor	11/29/25

THIRD-DOWN PERCENTAGE

1. 62.5 (10-16)	at Texas Tech	9/30/23
2. 57.1 (8-14)	vs. Arizona	10/18/25
3. 50.0 (8-16)	at UCF	11/7/25
4. 46.7 (7-15)	at Arizona State	10/25/25
5. 46.2 (6-13)	vs. Cincinnati	11/11/23

FIRST DOWNS

1. 29	at Baylor	11/29/25
2. 27	at Oklahoma State	10/11/25
27	vs. West Virginia	11/1/25
4. 26	at Texas Tech	9/30/23
26	at UCF	11/7/25

FEWEST POINTS ALLOWED

1. 14	vs. Utah	10/26/24
2. 16	at Arizona State	10/25/25
3. 17	at Oklahoma State	10/11/25
17	vs. TCU	11/22/25
5. 19	at TCU	10/4/24
19	vs. Kansas State	11/2/24

FEWEST YARDS ALLOWED

1. 225	at Oklahoma State	10/11/25
2. 282	at UCF	11/7/25
3. 299	at TCU	10/4/24
4. 300	vs. Colorado	9/12/25
5. 306	vs. Utah	10/26/24

FEWEST RUSHING YARDS ALLOWED

1. 45	at Oklahoma State	10/11/25
2. 66	at TCU	10/4/24
3. 90	vs. Utah	10/26/24
4. 96	vs. Colorado	9/12/25
5. 98	at Arizona State	10/25/25

FEWEST PASSING YARDS ALLOWED

1. 136	at UCF	11/7/25
2. 153	vs. Iowa State	9/28/24
3. 157	vs. West Virginia	11/1/25
4. 161	at Texas Tech	9/30/23
5. 164	vs. Cincinnati	11/11/23

TURNOVERS FORCED

1. 4	at TCU	10/4/24
4	vs. TCU	11/22/25
3. 3	vs. Baylor	11/23/24
4. 2	vs. TCU	9/30/23
2	vs. Utah	10/26/24
2	vs. Kansas State	11/2/24
2	vs. Colorado	9/12/25
2	at UCF	11/7/25
2	at Baylor	11/29/25

SACKS

1. 5.0	at Arizona	11/15/24
5.0	vs. Cincinnati	11/11/23
3. 4.0	at Baylor	11/4/23
4.0	vs. Arizona	10/18/25
4.0	at Arizona State	10/25/25

TACKLES for LOSS

1. 9.0	vs. Cincinnati	11/11/23
2. 8.0	vs. Kansas State	11/2/24
3. 7.0	at Arizona	11/15/24
7.0	at UCF	11/25/23
7.0	vs. Colorado	9/12/25

FEWEST OPPONENT FIRST DOWNS

1. 10	at Oklahoma State	10/11/25
2. 12	vs. Utah	10/26/24
3. 14	at UCF	11/7/25
4. 15	vs. Colorado	9/12/25
5. 18	vs. Iowa State	9/28/24

INDIVIDUAL

PASSING YARDS

1. 378	Donovan Smith vs. Texas	10/21/23
2. 336	Donovan Smith at Texas Tech	9/30/23
3. 309	Conner Weigman vs. West Virginia	11/1/25
4. 306	Conner Weigman at Oklahoma State	10/11/25
5. 253	Donovan Smith vs. West Virginia	10/12/23

RUSHING YARDS

1. 121	Conner Weigman at Baylor	11/29/25
2. 114	Conner Weigman vs. TCU	11/22/25
3. 111	Conner Weigman at Arizona State	10/25/25
4. 100	Dean Connors vs. Arizona	10/18/25
5. 98	Conner Weigman vs. Arizona	10/18/25

RECEIVING YARDS

1. 157	Amare Thomas at Oklahoma State	10/11/25
2. 117	Stephon Johnson vs. Colorado	9/12/25
3. 113	Samuel Brown at Texas Tech	9/30/23
4. 103	Amare Thomas at UCF	11/7/25
5. 100	Tanner Koziol at Arizona State	10/25/25

RECEPTIONS

1. 10	Samuel Brown at Texas Tech	9/30/23
10	Amare Thomas vs. West Virginia	11/1/25
3. 9	Samuel Brown at Baylor	11/4/23
9	Amare Thomas at Baylor	11/29/25
5. 8	Tanner Koziol at UCF	11/7/25

LONGEST PASS

1. 64	Chriss-A. Thomas vs. Texas Tech	10/4/25
64	Weigman-A. Thomas at UCF	11/7/25
3. 60	Smith-Wilson vs. Oklahoma St.	11/18/23
4. 57	Chriss-Manjack IV at Arizona	11/15/24
5. 54	Weigman-Johnson vs. Colorado	9/12/25

LONGEST RUSH

1. 71	Zeon Chriss-Gremillion at TCU	10/4/24
2. 58	Stacy Sneed vs. West Virginia	10/12/23
3. 54	J'Marion Burnette vs. Utah	10/26/24
54	Dean Connors vs. TCU	11/22/25
5. 50	Conner Weigman at Arizona State	10/25/25

SACKS

1. 3.0	Nelson Ceaser at Baylor	11/4/23
3.0	Eddie Walls III at Arizona State	10/25/25
3. 2.0	Jalen Garner at Oklahoma State	10/11/25
4. 1.5	Anthony Holmes Jr. vs. Cincinnati	11/11/23
1.5	Jamaree Caldwell vs. Cincinnati	11/11/23
1.5	Carlos Allen at Arizona	11/15/24
1.5	Wrook Brown vs. Arizona	10/18/25

LONGEST PUNT

1. 65	Liam Dougherty vs. Kansas State	11/2/24
2. 61	Laine Wilkins vs. Cincinnati	11/11/23
3. 57	Liam Dougherty vs. Baylor	11/23/24
57	Liam Dougherty vs. TCU	11/22/25
5. 56	Laine Wilkins at Texas Tech	9/30/23
56	Liam Dougherty vs. Colorado	9/12/25
56	Liam Dougherty at Arizona State	10/25/25

LONGEST FIELD GOAL

1. 52	Ethan Sanchez vs. Colorado	9/12/25
2. 49	Jack Martin at Arizona	11/15/24
49	Ethan Sanchez vs. Colorado	9/12/25
4. 48	Ethan Sanchez at Oklahoma State	10/11/25
5. 47	Ethan Sanchez vs. Colorado	9/12/25

Home games inside TDECU Stadium listed in **bold**