

# UNIVERSITY OF HOUSTON BASKETBALL

ATHLETICS COMMUNICATIONS: 3204 Cullen Blvd. • Suite 2008 • Houston, TX • 77204 • Contact: Jeff Conrad (jaconrad@central.uh.edu) C: (713) 557-3841 • UHCougars.com

## #12/11 HOUSTON COUGARS (11-3 • 3-0 Big 12)

Charity Exhibition

Oct. 27 #13/15 TEXAS A&amp;M ESPN+ W, 79-64

Nov. 4 JACKSON STATE ESPN+ W, 97-40

Mattress Firm Battleground 2k24 (Toyota Center • Houston)

Nov. 9 vs. #11/11 Auburn ESPN+ L, 69-74

Nov. 13 LOUISIANA ESPN+ W, 91-45

Nov. 22 HOFSTRA ESPN+ W, 80-44

Players Era Tournament (MGM Grand Garden Arena • Las Vegas)

Nov. 26 vs. #9/9 Alabama TBS/Max L, 80-85 (OT)

Nov. 27 vs. Notre Dame TBS/Max W, 65-54

Nov. 30 vs. San Diego State TNT/Max L, 70-73 (OT)

## Big 12-BIG EAST Battle

Dec. 7 BUTLER ESPN2 W, 79-51

Dec. 10 TROY ESPN+ W, 62-42

Dec. 18 TOLEDO ESPN+ W, 78-49

Dec. 21 TEXAS A&amp;M-CORPUS CHRISTI CBSN W, 87-51

Dec. 30 \* at Oklahoma State ESPN+ W, 60-47

Jan. 4 \* BYU ESPN+ W, 86-55

Jan. 6 \* TCU ESPN2 W, 65-46

Jan. 11 \* at Kansas State ESPN+ 5 p.m.

Jan. 15 \* #21/23 WEST VIRGINIA ESPN+ 7 p.m.

Jan. 18 \* at UCF CBSN 11 a.m.

Jan. 21 \* UTAH ESPN+ 7 p.m.

Jan. 25 \* at #11/12 Kansas ESPN/ESPN2 5:30 p.m.

Jan. 29 \* at #21/23 West Virginia ESPN+ 6 p.m.

Feb. 1 \* rv/rv TEXAS TECH ESPN/ESPN2 5 p.m.

Feb. 4 \* OKLAHOMA STATE ESPN+ 7 p.m.

Feb. 8 \* at Colorado ESPN+ 3 p.m.

Feb. 10 \* rv/rv BAYLOR ESPN 8 p.m.

Feb. 15 \* at rv/rv Arizona ESPN/ESPN2 1 p.m.

Feb. 18 \* at rv - Arizona State ESPN/ESPN2 8 p.m.

Feb. 22 \* #3/3 IOWA STATE ESPN/ESPN2 1 p.m.

Feb. 24 \* at rv/rv Texas Tech ESPN 8 p.m.

March 1 \* rv/rv CINCINNATI CBS 3:30 p.m.

Senior Night

March 3 \* #11/12 KANSAS ESPN 8 p.m.

March 6 \* at rv/rv Baylor ESPN2 8 p.m.

Phillips 66 Big 12 Championship (T-Mobile Center • Kansas City, Mo.)

March 11-15 vs. TBA TBA

NCAA Tournament First Four (UD Arena • Dayton, Ohio)

March 18-19 vs. TBA TBA

NCAA Tournament First/Second Rounds (Sites TBA)

March 20-23 vs. TBA TBA

NCAA Tournament Regionals (Sites TBA)

March 27-30 vs. TBA TBA

NCAA Tournament Final Four (Alamodome • San Antonio, Texas)

April 5 vs. TBA TBA

NCAA Tournament National Championship (Alamodome • San Antonio, Texas)

April 7 vs. TBA TBA

Home Games played in Fertitta Center and listed in **BOLD CAPS**

All times are Central and subject to change

Rankings listed as Associated Press/USA TODAY Sports Coaches'

All games can be heard on **950 AM KPRC & Varsity Network app**

## #12/11 HOUSTON COUGARS (11-3 • 3-0 Big 12) at KANSAS STATE WILDCATS (7-7 • 1-2 Big 12)

5 p.m. • Saturday, Jan. 11, 2025

Bramlage Coliseum (11,654) • Manhattan, Kan.

ESPN+

950 AM KPRC • Varsity Network app

## #12/11 HOUSTON RETURNS to MANHATTAN for FIRST TIME since 1971

- Winners of its last seven games, #12/11 Houston returns to Manhattan for the first time since 1971 when it faces Kansas State at 5 p.m., Saturday, inside Bramlage Coliseum.

- The Cougars enter Saturday's game holding each of their last seven opponents to 55 or fewer points. It's the first time Houston has accomplished that feat since the last game of the 1947-48 season and the first nine games of the 1948-49 campaign.

- With those defensive efforts, Houston now leads the nation in scoring defense (54.0), scoring margin (+22.4) and field goal percentage defense (.343).

- In its most recent action, Houston took a 65-46 win over Big 12 rival TCU inside Fertitta Center on Monday evening. Junior guard **Emanuel Sharp** drained four 3-pointers on the way to a team-high 14 points while graduate forward **J'Wan Roberts** totaled 12 points with four rebounds and three assists. Battling a stomach bug, graduate guard **LJ Cryer** finished with 10 points, including two treys of his own and three assists.

## HEADLINES and STORYLINES

- Junior point guard **Milos Uzan** continues to be an offensive leader in his first season with the Cougars in 2024-25. The Las Vegas native leads Houston and ranks fifth in the Big 12 with 5.1 assists per game. He stands third in the league and ranks 10th nationally with a 3.7 assist-turnover ratio. Uzan has recorded one or fewer turnovers in eight games this season and has dished out 33 assists with only six giveaways during Houston's current seven-game winning streak.

- The Cougars have two student-athletes closing in on milestones. Graduate forward **J'Wan Roberts** needs only three points to become the 52nd Cougar in school history to reach 1,000 points in his career. Roberts also will set a school record by competing in the 150th game of his career against Kansas State on Saturday. Graduate guard **Mylik Wilson** needs only 10 points to reach quadruple digits in his complete collegiate career.

- Houston enjoys one of the nation's leading 3-point shooting backcourts. Graduate guard **LJ Cryer** (2.9, 41.2%) and junior guard **Emanuel Sharp** (2.7, 48.7%) rank among the Big 12's Top-Six leaders in both 3-point field goals per game and 3-point field goal percentage with Sharp standing fifth nationally with his 48.7 percentage. Houston is the only school in the Big 12 with multiple Top-Six leaders in both categories.

- With Houston's Dec. 7 win over Butler, graduate forward **J'Wan Roberts** set a school record and became the winningest student-athlete in program history. Entering Saturday's game at Kansas State, Roberts owns a 127-22 record during his Houston career and broke out of a tie with former forward **Fabian White Jr.** for the top spot.

- With the Jan. 6 rankings, Houston continues to stand among the Top 25 in both national polls. This marked the 95th consecutive week in which the Cougars ranked among the AP Top 25, the nation's longest active streak and a school record.

- Since 2017-18, Houston ranks as the nation's second-winningest team with a 219-42 record. Only Gonzaga with a 224-34 record stands higher. Houston is the nation's winningest team over the four (108) and five years (136) and is the second-winningest team over the last six (159), seven (192) and eight (219) seasons.

## SETTING the SCENE

Television: ESPN+

Mark Neely (PXP)

Jess Settles (analyst)

Radio:

KPRC 950 AM /

Varsity Network app /

Sirius Ch. 119 or Ch. 198

Jeremy Branham (PXP)

Pregame show begins at 4:45 p.m.

Series vs. KSU: KSU leads 5-4

Second straight season schools will play

Lone regular-season meeting

in 2024-25

Houston won last, two of last three

Houston won last, 74-52

Fertitta Center • Houston (Jan. 27, 2024)

Series tied 1-1 in Manhattan, Kan.

Houston won last

Houston won last in Manhattan, 73-71

Ahearn Field House (Jan. 23, 1971)

Houston Head Coach: **Kelvin Sampson**

(UNC Pembroke '78)

Career Record: 775-352 (36th year)

Houston Record: 275-82 (11th year)

vs. KSU: 12-4

(1-0 with Houston; 11-4 with Oklahoma)

vs. Jerome Tang: 1-0

(1-0 with Houston)

KSU Head Coach: **Jerome Tang**

(Kansas State '07)

Career Record: 54-32 (4th yr.)

KSU Record: 52-32 (3rd yr.)

vs. Houston: 0-1

(0-1 with KSU)

vs. Kelvin Sampson: 0-1

(0-1 with KSU)

Up Next:

vs. West Virginia

7 p.m. • Wednesday, Jan. 15

Fertitta Center • Houston

ESPN+

950 AM KPRC | Varsity Network app

X f @UHCougarMBK

#ForTheCity

#GoCoogs

## THE KELVIN SAMPSON RADIO SHOW

J Bar M Barbecue • 2201 Leeland St.  
7 p.m. • Throughout Big 12 seasonHead Coach **Kelvin Sampson** holds his weekly radio show inside J Bar M Barbecue (2201 Leeland St., Houston, 77003).Hosted by **Jeremy Branham**, the show airs from 7 to 8 p.m., during the Big 12 Conference season.

Each week, Coach Sampson and Jeremy discuss the latest news about Houston Basketball, the Big 12 Conference, the NCAA and more. Student-athlete and coaching and support staff guests

also

join Coach and Jeremy on shows.

Fans can tune in to 950 AM

KPRC or listen via the Varsity

Network app.

Fans can participate by

tweeting questions to @UHCougarMBK.

Thur., Jan. 2

Tue., Feb. 11

Wed., Jan. 8

Wed., Feb. 19

Mon., Jan. 13

Tue., Feb. 25

Wed., Jan. 22

Wed., March 5

Thur., Jan. 30

March 10 or 11

Wed., Feb. 5

March 17 or 18

## HOUSTON COUGARS at a GLANCE (starters based on last game)

PROBABLE STARTERS	Pos.	Ht.	Wt.	Cl.-Exp.	Hometown	G-GS	PPG	RPG	Other
7 Milos Uzan	G	6-4	190	Jr.-TR	Las Vegas, Nev.	14-14	8.9	3.2	3.7 Ast-TO
4 L.J. Cryer	G	6-1	200	Gr.-1L	Katy, Texas	14-14	14.3	1.5	2.9 3FG/gm
21 Emanuel Sharp	G	6-3	210	r-Jr.-2L	Tampa, Fla.	14-14	14.0	2.9	48.7 3FG%
13 J'Wan Roberts	F	6-8	235	r-Gr.-4L	St. Thomas, V.I.	13-13	8.8	6.8	2.7 orpg
11 Joseph Tugler	F	6-8	230	So.-1L	Monroe, La.	14-8	5.9	5.7	2.5 bpg

RESERVES	Pos.	Ht.	Wt.	Cl.-Exp.	Hometown	G-GS	PPG	RPG	Other
23 Terrance Arceneaux	G	6-6	205	r-So.-2L	Beaumont, Texas	14-0	9.1	3.4	1.4 spg
8 Mylik Wilson	G	6-3	175	r-Gr.-1L	Rayville, La.	14-0	5.8	3.3	1.4 apg
5 Ja'Vier Francis	F	6-8	235	Sr.-3L	New Orleans, La.	13-6	4.5	3.5	1.2 bpg
25 Mercy Miller	G	6-4	200	Fr.-HS	Sherman Oaks, Calif.	11-0	4.3	2.5	0.6 apg
2 Cedric Lath	C	6-9	260	r-So.-1L	Abidjan, Ivory Coast	11-0	0.9	1.1	0.8 orpg
0 Kordellus Jefferson	G	6-3	200	r-Fr.-RS	Arlington, Texas	9-0	1.0	0.2	4.0 mpg
3 Ramon Walker Jr.	G	6-5	215	Sr.-3L	Pearland, Texas	8-0	2.0	2.4	50.0 FG%
12 Jacob McFarland	C	6-11	215	r-Fr.-RS	Moreno Valley, Calif.	Sitting out due to injury			
24 Chase McCarty	F	6-6	220	Fr.-HS	Huntsville, Ala.	Has not played - Expected to redshirt			

## QUICK FACTS

## GENERAL INFORMATION

Location:	Houston, Texas
Founded:	1927
Enrollment:	47,981
Nickname:	Cougars
Colors:	Scarlet (PMS 186) and White
Arena (capacity):	Fertitta Center (7,035)
Court Name:	Penick Court
Affiliation:	NCAA Division I
Conference:	Big 12
President/Chancellor:	Dr. Renu Khator
Vice President for Athletics:	Eddie Nuñez
NCAA Faculty Representative:	Dr. Jason Porter
Athletics Ticket Office Phone:	(713) 60-COUGS (462-6647)

## COACHING STAFF

Head Coach:	Kelvin Sampson (UNC Pembroke '78)
Record at Houston:	275-82 (11th yr.)
Career Record:	775-352 (36th yr.)
Assistant Coaches:	Kellen Sampson, Quannas White, K.C. Beard
Special Assistant to the Head Coach/Assistant Coach:	Hollis Price
Director of Player Development/Assistant Coach:	Anthony Goldwire

## SUPPORT STAFF

Director of Operations & Basketball Strategy:	Bobby Champagne
Director of Operations:	Lauren Sampson
Video Coordinator:	Matthew McDonald
Associate AD for Sports Medicine:	John Houston
Director of Sports Performance:	Alan Bishop
Director of Program Strategy & Player Relations:	Bilal Batley
Associate Director of Operations:	Will Finch
Assistant Sports Performance Coach:	Bryan Clarke
Internal Operations:	Jonathan Lored, Ryan Elvin, Justin Whatley
Graduate Assistant Athletics Trainer:	Shantelle Willingham
Student Managers:	Matthew Criswell, Carson Calhoun, Ben Still, Ciarra Merchant, Cameron Simmons, Daniela Perdomo, Trey Hill, Henry Kolassa, Kendal White, Andrew Gonzalez, Brady Wilkes, Andre Bonfiglio, Taelyn Harris

## TEAM INFORMATION

2023-24 Record:	32-5
2023-24 Big 12 Finish:	15-3 (Champions)
2023-24 Big 12 Championship Finish:	2-1 (Finalist)
Starters Returning/Lost:	4/1
Lettermen Returning/Lost:	9/2
Newcomers:	3
Returning Scoring:	73.1% (1,987 of 2,720 pts.)
Returning Rebounding:	83.7% (1,150 of 1,374 rebs.)
Returning Assists:	48.3% (234 of 484 asts.)

## FERTITTA CENTER

Capacity:	7,035
Record:	102-6 (.944)
Current Streak:	Win, 31 games (since Jan. 28, 2023)
First Game:	W, 65-61, vs. #18/21 Oregon (Dec. 1, 2018)
Attendance:	684,820 (6,341 avg.)
Renovation Cost:	\$60 million
Architects:	PG&I and AECOM
Project Manager:	Turner Construction

## HISTORY

First Season:	1946
All-Time Record:	1,446-885 (.620)
NCAA Tournament Appearances / Last:	24 / 2024
Postseason Record:	45-43 (.511)
National Championship Appearances:	2 (1984, 1983)
Final Four Appearances:	6 (2021, 1984, 1983, 1982, 1968, 1967)
Elite Eight Appearances:	7 (2022, 2021, 1984, 1983, 1982, 1968, 1967)
Sweet 16 Appearances:	16 (2024, 2023, 2022, 2021, 2019, 1983, 1983, 1982, 1971, 1970, 1968, 1967, 1966, 1965, 1961, 1956)
Last NCAA Appearance:	2024 NCAA Tournament (lost to #13/14 (4) Duke, Sweet 16, 51-54 (March 29, 2024))
Conference Regular-Season Championships / Last:	12 (2023-24)
Conference Tournament Championships / Last:	8 (2022)
NIT Appearances:	11 (2017, 2016, 2006, 2005, 2002, 1993, 1991, 1988, 1985, 1977, 1962)
Last NIT Appearance:	2017 (lost to Akron, First Round)

## ATHLETICS COMMUNICATIONS

Assistant AD / Primary Basketball Contact:	Jeff Conrad
Office / Cell Phone:	(713) 743-9410 / (713) 557-3841
Email:	jaconrad@central.uh.edu

## 2024-25 HOUSTON COUGARS

No.	Name	Pos.	Ht.	Wt.	Cl.-Exp.	Hometown-High School (Last School)
0	Kordelius Jefferson	G	6-3	200	r-Fr.-RS	Bogue Chitto, Miss.-James Martin [Arlington, Texas]
2	Cedric Lath	C	6-9	260	r-So.-1L	Abidjan, Ivory Coast-Balboa School [San Diego, Calif.]
3	Ramon Walker Jr.	G	6-5	215	Sr.-3L	Pearland, Texas-Shadow Creek
4	L.J. Cryer	G	6-1	200	Gr.-1L	Katy, Texas-Morton Ranch (Baylor)
5	Ja'Vier Francis	F	6-8	235	Sr.-3L	New Orleans, La.-Montverde Academy [Fla.]
7	Milos Uzan	G	6-4	190	Jr.-TR	Las Vegas, Nev.-Desert Pines (Oklahoma)
8	Mylik Wilson	G	6-3	175	r-Gr.-1L	Rayville, La.-Rayville (Texas Tech/Louisiana)
11	Joseph Tugler	F	6-8	230	r-So.-1L	Monroe, La.-Cypress Falls [Houston]
12	Jacob McFarland	C	6-11	215	r-Fr.-RS	Moreno Valley, Calif.-Rancho Verde
13	J'Wan Roberts	F	6-8	235	r-Gr.-4L	St. Thomas, U.S. Virgin Islands-Shoemaker [Killeen, Texas]
21	Emanuel Sharp	G	6-3	210	r-Jr.-2L	Tampa, Fla.-Bishop McLaughlin Catholic School
23	Terrance Arceneaux	G	6-6	205	So.-2L	Beaumont, Texas-Beaumont United
24	Chase McCarty	F	6-6	220	Fr.-HS	Huntsville, Ala.-IMG Academy [Bradenton, Fla.]
25	Mercy Miller	G	6-4	200	Fr.-HS	Sherman Oaks, Calif.-Notre Dame

## COACHING STAFF

Head Coach:	Kelvin Sampson (UNC Pembroke '78), 11th season
Assistant Coach:	Kellen Sampson (Oklahoma '07), 11th season
Associate Head Coach:	Quannas White (Oklahoma '06), 7th season
Assistant Coach:	K.C. Beard (Boise State '08), 11th season overall
Special Assistant to the Head Coach/Assistant Coach:	Hollis Price (Oklahoma '11), 11th season
Director of Player Development/Assistant Coach:	Anthony Goldwire (Houston '20), 5th season

## SUPPORT STAFF

Director of Operations & Basketball Strategy:	Bobby Champagne (South Alabama '90)
Director of Operations:	Lauren Sampson (Oklahoma '04)
Video Coordinator:	Matthew McDonald (Houston '19)
Associate AD for Sports Medicine:	John Houston (Texas Tech '91)
Director of Sports Performance:	Alan Bishop (Utah State '09)
Director of Program Strategy & Player Relations:	Bilal Batley (Oklahoma '07)
Associate Director of Operations:	Will Finch (Indiana '07)
Assistant Director of Sports Performance:	Bryan Clarke (Texas Southern '19)
Internal Operations:	Jonathan Lored (Houston '24), Ryan Elvin (Houston '23), Justin Whatley (North Carolina Central '21)
Graduate Assistant Athletics Trainer:	Shantelle Willingham (North Carolina Central '23)
Student Managers:	Matthew Criswell, Carson Calhoun, Ben Still, Ciarra Merchant, Cameron Simmons, Daniela Perdomo, Trey Hill, Henry Kolassa, Kendal White, Andrew Gonzalez, Brady Wilkes, Andre Bonfiglio, Taelyn Harris

## PRONUNCIATION GUIDE

Names	
TERRANCE ARCEAUX	Tair-Ents Ar-Suh-No
Bobby CHAMPAGNE	Sham-Pain
L.J. CRYER	Cry-Er
Ja'VIER Francis	Jay-Vee-Ur
KORDELIUS Jefferson	Kor-Dell-E-Us
CEDRIC LATH	Said-Rick Lot
Jacob MCFARLAND	Mick-Far-Land
J'WAN Roberts	Juh-Wahn
EMANUEL Sharp	E-Man-Yule
Joseph TUGLER	Tug-Lur
MILOS UZAN	My-Los (rhymes with dose) You-Zan
QUANNAS White	Kwah-Nus
MYLIK Wilson	Muh-Leek

Hometowns	
ABIDJAN, Ivory Coast	Ah-Buh-Jahn
BEAUMONT, Texas	Bo-Mont
BOGUE CHITTO, Miss.	Bo-Guh Chit-O
MORENO Valley, Calif.	More-A-No
PEARLAND, Texas	Pair-Land



## HOUSTON x JORDAN BRAND

- In April 2018, the Cougars became the seventh school to be selected to join the Jordan Brand family.
- Houston is one of 12 schools to wear the Jumpman logo, joining North Carolina, Michigan, Oklahoma, Florida, Georgetown, Marquette, San Diego State, UCLA, Morehouse, Howard and Cincinnati.
- In December 2020, Houston Women's Basketball joined the Jumpman roster.

## UP NEXT

- Following Saturday's game, Houston returns to Fertitta Center to face #21/23 West Virginia at 7 p.m., Wednesday, Jan. 15.
- That game will air on ESPN+.
- From there, the Cougars will face UCF at 11 a.m. (CST), Saturday, Jan. 18, inside Addition Financial Arena in Orlando.
- That game can be seen on CBS Sports Network.
- Houston returns to Fertitta Center to meet Utah at 7 p.m., Tuesday, Jan. 21.
- That game will air on ESPN+.
- All Houston Men's Basketball games can be heard on 950 AM KPRC and the Varsity Network app.

## TEAM COMPARISON

Category	UH	K-State
Associated Press (as Jan. 6)	#12	Not ranked
USA TODAY Sports Coaches (as Jan. 6)	#11	Not ranked
NET ranking (thru Jan. 8, 2025)	#4	#120
Ken Pom (thru Jan. 8, 2025)	3rd (+33.20)	91st (+7.78)
Offensive Efficiency	16th (119.9)	111th (109.6)
Defensive Efficiency	2nd (86.7)	99th (101.8)
ESPN BPI (thru Jan. 8, 2025)	1st (23.6)	80th (6.6)
Overall Record	11-3	7-7
Conference	Big 12	Big 12
Conference Record	3-0 (t-1st)	1-2 (t-10th)
Points	76.4	75.5
Opp. Points	54.0	70.7
Scoring Margin	+22.4	+4.8
Rebounds	38.1	35.6
Opp. Rebounds	32.1	33.8
Rebounding Margin	+6.0	+1.8
Field Goal Pct.	45.8	45.8
Opp. Field Goal Pct.	34.3	43.6
3-Point Pct.	41.4	34.0
Opp. 3-Point Pct.	28.1	35.7
3-Point FG per game	9.1	8.4
Free Throw Pct.	74.8	67.3
Opp. Free Throw Pct.	70.1	75.8
Free Throws Made per Game	12.1	11.9
Personal Fouls	16.9	15.1
Assists	13.6	16.6
Turnovers	9.7	12.8
Turnovers Forced	14.6	13.1
Turnover Margin	+4.9	+0.4
Assist/Turnover Ratio	1.4	1.3
Blocked Shots	5.6	3.9
Steals	8.6	7.9

## HOUSTON JOINS BIG 12

- The University of Houston Athletics Department officially entered a new era when it joined the Big 12 Conference on July 1, 2023.
- Cougars joined with BYU, Cincinnati and UCF to become part of the league prior to the 2023-24 season.
- The University of Houston accepted an invitation to join the league on Sept. 9, 2021.
- In 2024-25, the league welcomed Arizona, Arizona State, Colorado and Utah to the 16-team Big 12.
- For the first time in school history, Houston will play a 20-game conference schedule in 2024-25.



## COUNTDOWN

**Winningest student-athlete in program history**

**J'Wan Roberts**

**127**

J'Wan Roberts became the winningest student-athlete in Houston Men's Basketball history with the Cougars' 79-51 win over Butler on Dec. 7.

**52nd in UH history**

**J'Wan Roberts**

**3**

With three more points in 2024-25, graduate forward J'Wan Roberts will reach the 1,000-point milestone in his Houston career. He currently has 997 points.

**Fourth in UH history**

**J'Wan Roberts**

**100**

With 100 more rebounds in 2024-25, graduate forward J'Wan Roberts will reach the 1,000-rebound milestone in his Houston career. He currently has 900 rebounds.

**Mylik Wilson**

**10**

With 10 more points in 2024-25, graduate guard Mylik Wilson will reach the 1,000-point milestone in his collegiate career. He currently has 990 career points (241 with Houston [2023 – present]; 81 with Texas Tech [2021-22] and 669 with Louisiana [2019-21]).

## NET NOTES

- Houston stood at #4 in the NCAA NET rankings while Kansas State came in at #120 in games through Jan. 8.
- Ranking system relies on game results, strength of schedule, game location, scoring margin, net offensive and defensive efficiency and qualities of wins and losses.
- Using the quadrant system, the quality of wins and losses will be organized based on game location and the opponent's NET ranking.
  - Quadrant 1: Home 1-30 | Neutral 1-50 | Away 1-75
  - Quadrant 2: Home 31-75 | Neutral 51-100 | Away 76-135
  - Quadrant 3: Home 76-160 | Neutral 101-200 | Away 135-240
  - Quadrant 4: Home 161-353 | Neutral 201-353 | Away 241-353
- Replaced RPI as primary sorting tool for evaluating teams.
- Approved in July 2019 after consultation with Division I Men's Basketball Committee, National Association of Basketball Coaches, top basketball analytics and Google Cloud Professional Services.

## MILESTONES ALERT

- Graduate forward J'Wan Roberts needs only three points against Kansas State to reach 1,000 points during his career. Roberts now has 997 points. He would become the 52nd 1,000-Point scorer in Houston history and the first since consensus First-Team All-American point guard Jamal Sheard during the 2023-24 season.
- When he steps onto the court for Saturday's game at Kansas State, graduate forward J'Wan Roberts will set the Houston career record by competing in the 150th game of his Houston career. He will break out of a tie with forward Fabian White Jr., who competed in 149 games from 2017-22.
- Graduate guard Mylik Wilson needs only 10 points against Kansas State to reach 1,000 points during his complete college career. Wilson now has 990 points after compiling 240 points with Houston (2022 – present); 81 points with Texas Tech (2021-22) and 669 points with Louisiana (2019-21).

## WITH A WIN...

- Houston improves to 12-3 overall and 4-0 in Big 12 Conference play in 2024-25.
- The Cougars win their eighth straight game and for the ninth time in their last 10 contests.
- Houston improves to 4-0 in Big 12 Conference play in 2024-25. It would be the eighth time in school history and the third time under Head Coach Kelvin Sampson in which the Cougars started 4-0 in league play.
- Houston improves to 1,447-885 in its history.
- Graduate forward J'Wan Roberts extends his school record and collects the 128th victory of his collegiate career at Houston.
- The Cougars move to 365-82 when competing as a ranked team.
- Houston improves to 19-7 when playing as the #12 (AP) team in its history.
- The Cougars win their fifth straight game and for the 16th time in their last 17 contests when playing as the #12 (AP) team in its history.
- The Cougars move to 5-5 against Kansas State during the series history. The Cougars also win their second straight game against the Wildcats, which would be a first in the series history.

- Houston improves to 2-1 against Kansas State in Manhattan, Kan.. It would be the Cougars' first road win against the Wildcats since Jan. 23, 1971.
- Head Coach Kelvin Sampson improves to 776-352 in his career and 276-82 during his Houston tenure.
- Sampson improves to 13-4 against Kansas State during his career. Sampson moves to 2-0 against Kansas State as Houston's head coach.
- Sampson moves to 2-0 against Kansas State Head Coach Jerome Tang during their careers.

## BOUNCING BACK

- Under Head Coach Kelvin Sampson's leadership, the Cougars have posted a 30-2 record, including 23 straight wins at one point, in games following a regular-season loss since Feb. 1, 2017.
- The Cougars have won handily in those games, winning by an average of 19.0 points per game (607 points in 32 games).
- In their most recent game following a regular-season loss, the Cougars enjoyed a 79-51 win over Butler during the Big 12-Big East Battle inside Fertitta Center on Dec. 7. That victory came after a 73-70 loss in overtime to San Diego during the Third-Place Game of Players Era Festival inside MGM Grand Garden Arena in Las Vegas on Nov. 30.
- Houston has lost consecutive games only twice since Feb. 1, 2017.
- In the most recent losing streak during the 2023-24 season, the Cougars fell 57-53 at Iowa State (Jan. 9, 2024) and lost at TCU, 68-67 (Jan. 13, 2024).
- Houston went on to win 14 of its next 15 Big 12 Conference games to capture the regular-season championship in its first year in the league.

## HOUSTON'S RECORD ...

Category	2024-25 Record	Pct.	Sampson Era Record	Pct.
All Games	11-3	.786	275-82	.770
Conference Games	3-0	1.000	135-47	.742
Big 12 Games	3-0	1.000	18-3	.857
American Games	---	---	117-44	.727
Non-Conference Games	8-3	.727	140-35	.800
Postseason Games	0-0	.000	28-15	.651
Home Games	9-0	1.000	159-22	.878
Away Games	1-0	1.000	66-41	.617
Neutral-Site Games	1-3	.250	48-19	.716
vs. Ranked Opponents	0-2	.000	21-22	.488
vs. Unranked Opponents	11-1	.917	254-60	.809
Winning Opening Tip	9-1	.900	176-35	.834
Opp. Wins Opening Tip	2-2	.500	99-47	.678
Scoring First	11-2	.846	188-31	.858
Opp. Scores First	0-1	.000	87-52	.626
Leading at Halftime	11-3	.786	239-31	.885
Trailing at Halftime	0-0	.000	34-48	.415
Tied at Halftime	0-0	.000	2-3	.400
Leading With 5:00 Remaining	11-1	.917	259-17	.938
Trailing With 5:00 Remaining	0-1	.000	11-60	.155
Tied With 5:00 Remaining	0-1	.000	5-4	.556
in Overtime	0-2	.000	8-7	.533
Shooting 40+ Percent	11-1	.917	232-34	.872
Shooting 35-39.99 Percent	0-2	.000	32-31	.508
Shooting <35 Percent	0-0	.000	11-17	.393
Opp. Shoots 40+ Percent	1-2	.333	85-72	.541
Opp. Shoots 35-39.99 Percent	2-1	.667	82-6	.932
Opp. Shoots <35 Percent	8-0	1.000	108-4	.964
More 3-Pointers than Opp.	8-1	.889	183-37	.832
Fewer 3-Pointers than Opp.	2-2	.500	66-38	.635
Equal 3-Pointers as Opp.	1-0	1.000	26-7	.788
More Free Throws than Opp.	6-1	.857	139-17	.891
Fewer Free Throws than Opp.	5-2	.714	123-64	.658
Equal Free Throws as Opp.	0-0	.000	13-1	.929
More Rebounds than Opp.	8-1	.889	219-34	.866
Fewer Rebounds than Opp.	3-1	.750	50-43	.538
Equal Rebounds as Opp.	0-1	.000	6-5	.545
More Assists than Opp.	10-0	1.000	213-22	.906
Fewer Assists than Opp.	1-2	.333	48-53	.475
Equal Assists than Opp.	0-1	.000	14-7	.667
More Turnovers than Opp.	0-1	.000	67-34	.663
Fewer Turnovers than Opp.	11-2	.846	193-44	.814
Equal Turnovers than Opp.	0-0	.000	15-4	.789
Scoring 100+ Pts.	0-0	.000	11-0	1.000
Scoring 90-99 Pts.	2-0	1.000	22-0	1.000
Scoring 80-89 Pts.	3-1	.750	71-5	.934
Scoring 70-79 Pts.	2-1	.667	104-15	.874
Scoring 60-69 Pts.	4-1	.800	62-33	.653
Scoring <60 Pts.	0-0	.000	5-29	.147
Allowing 100+ Pts.	0-0	.000	0-0	.000
Allowing 90-99 Pts.	0-0	.000	4-1	.800
Allowing 80-89 Pts.	0-1	.000	4-16	.200
Allowing 70-79 Pts.	0-2	.000	27-29	.482
Allowing 60-69 Pts.	0-0	.000	82-27	.752
Allowing <60 Pts.	11-0	1.000	158-8	.952
Games Decided By 1-3 Pts.	0-1	.000	18-26	.409
Games Decided By 4-6 Pts.	0-2	.000	31-17	.646
Games Decided By 7-10 Pts.	0-0	.000	37-15	.712
Games Decided By 11+ Pts.	11-0	1.000	189-24	.887
November	4-3	.571	51-9	.850
December	5-0	1.000	67-13	.838
January	2-0	1.000	57-23	.713
February	0-0	.000	53-18	.746
March	0-0	.000	47-18	.723
April	0-0	.000	0-1	.000
in White Houston Uniforms	7-1	.875	131-28	.824
in White Cougars Uniforms	2-2	.500	24-5	.828
in White Throwback Uniforms	0-0	.000	13-2	.867
in Red Houston Uniforms	0-0	.000	46-33	.583
in Red Script Uniforms	0-0	.000	3-2	.600
in Black Houston Uniforms	2-0	1.000	28-8	.778
in Black Cougars Uniforms	0-0	.000	15-3	.833
in Grey Uniforms	0-0	.000	15-1	.929



## 2024-25 STANDINGS through games of Jan. 8, 2025

TEAM	BIG 12 GAMES			ALL GAMES		
	W	L	Pct.	W	L	Pct.
<b>Houston</b>	<b>3</b>	<b>0</b>	<b>1.000</b>	<b>11</b>	<b>3</b>	<b>.786</b>
Iowa State	3	0	1.000	13	1	.929
Arizona	3	0	1.000	9	5	.643
Kansas	2	1	.667	11	3	.786
Texas Tech	2	1	.667	11	3	.786
West Virginia	2	1	.667	11	3	.786
Baylor	2	1	.667	10	4	.714
UCF	2	1	.667	11	3	.786
Arizona State	1	2	.333	10	4	.714
BYU	1	2	.333	10	4	.714
Oklahoma State	1	2	.333	9	5	.643
TCU	1	2	.333	8	6	.571
Kansas State	1	2	.333	7	7	.500
Cincinnati	0	3	.000	10	4	.714
Colorado	0	3	.000	9	5	.643
Utah	0	3	.000	8	6	.571

### UPCOMING GAMES

<b>Sat., Jan. 11</b>	<b>*Houston at Kansas State</b>	<b>5 p.m.</b>	<b>ESPN+</b>
	*BYU at TCU	1 p.m.	ESPN/2
	*Iowa State at Texas Tech	1 p.m.	ESPN/2
	*Kansas at Cincinnati	1 p.m.	ESPN+
	*Oklahoma State at Utah	6 p.m.	ESPN+
	*Baylor at Arizona State	8:30 p.m.	ESPN+
	*UCF at Arizona	9 p.m.	ESPN
<b>Sun., Jan. 12</b>	*West Virginia at Colorado	2 p.m.	ESPN+
<b>Tue., Jan. 14</b>	*Oklahoma State at BYU	2 p.m.	ESPN+
	*Texas Tech at Kansas State	8 p.m.	CBSSN
	*Baylor at Arizona	10 p.m.	ESPN
	*UCF at Arizona State	10 p.m.	ESPNU
<b>Wed., Jan. 15</b>	<b>*West Virginia at Houston</b>	<b>7 p.m.</b>	<b>ESPN+</b>
	*Utah at TCU	7 p.m.	ESPN+
	*Kansas at Iowa State	7 p.m.	ESPN2
	*Cincinnati at Colorado	8 p.m.	ESPN+
<b>Sat., Jan. 18</b>	<b>*Houston at UCF</b>	<b>11 a.m.</b>	<b>CBSSN</b>
	*Kansas State at Kansas	Noon	CBS
	*Arizona State at Cincinnati	1 p.m.	CBSSN
	*Colorado at Oklahoma State	2 p.m.	ESPN+
	*Iowa State at West Virginia	4 p.m.	ESPN+
	*BYU at Utah	8 p.m.	ESPN+
	*Arizona at Texas Tech	TBD	ESPN/2/U
<b>Sun., Jan. 19</b>	*TCU at Baylor	TBD	ESPN/2/U
<b>Tue., Jan. 21</b>	<b>*Utah at Houston</b>	<b>7 p.m.</b>	<b>ESPN+</b>
	*UCF at Iowa State	7 p.m.	ESPN+
	*Arizona at Oklahoma State	8 p.m.	ESPNU
	*Arizona State at West Virginia	8 p.m.	CBSSN
	*BYU at Colorado	10 p.m.	ESPNU

### RECENT GAMES

<b>Wed., Jan. 8</b>	*at UCF 75, Colorado 74
	*at Kansas 74, Arizona State 55
<b>Tue., Jan. 7</b>	*Arizona 75, at West Virginia 56
	*at Iowa State 82, Utah 59
	*at Oklahoma State 79, Kansas State 66
	*at Baylor 68, Cincinnati 48
	*Texas Tech 72, at BYU 67
<b>Mon., Jan. 6</b>	<b>*at Houston 65, TCU 46</b>
<b>Sun., Jan. 5</b>	*Kansas 99, at UCF 48
<b>Sat., Jan. 4</b>	<b>*at Houston 86, BYU 55</b>
	*at West Virginia 69, Oklahoma State 50
	*at Iowa State 74, Baylor 55
	*Arizona 72, at Cincinnati 67
	*at TCU 63, Kansas State 62
	*at Arizona State 81, Colorado 61
	*Texas Tech 93, at Utah 65
<b>Tue., Dec. 31</b>	*at Baylor 81, Utah 56
	*UCF 87, at Texas Tech 83
	*at BYU 76, Arizona State 56
	*West Virginia 62, at Kansas 61
<b>Mon., Dec. 30</b>	<b>*Houston 60, at Oklahoma State 47</b>
	*at Kansas State 70, Cincinnati 67
	*at Arizona 90, TCU 81
	*Iowa State 79, at Colorado 69
<b>Fri., Dec. 27</b>	at Baylor 107, Arlington Baptist 53
<b>Sun., Dec. 22</b>	at Iowa State 99, Morgan State 72
	at TCU 82, Montana State 48
	at Cincinnati 84, Grambling State 49
	at West Virginia 67, Mercyhurst 46
	at Oklahoma State 86, Oral Roberts 74
	at Kansas 87, Brown 53

### HOUSTON in NATIONAL POLLS

• Houston stood at #12 in the Associated Press (768 pts.) and at #11 in the *USA TODAY Sports Coaches* (454 pts.) polls, as of Jan. 6.

• With the Jan. 6 rankings, Houston was ranked in the AP Top 25 for the 240th week in program history.

• With the Jan. 6 rankings, Houston owns the nation's longest active streak of being ranked at 95 consecutive weeks. Gonzaga previously held the honor at 143 straight weeks before falling out of the Jan. 15 poll.

**Record when Ranked:** With its Jan. 6 win over TCU in Fertitta Center, Houston is 364-82 when playing as a ranked team in program history.

**Top 10 Streaks:** With the Dec. 2 rankings, the Cougars moved out of the AP Top 10 for the first time since the final AP poll of the 2021-22 season on March 14, 2022.

• That snapped Houston's school-record streak of 44 consecutive weeks in the Top 10. The previous record was 33 straight weeks in the AP Top 10 from Nov. 27, 1967 through Dec. 2, 1969.

**as #12:** Houston is 18-7 when competing as the #12 (AP) team during its history.

• This marked the first time since the 2021-22 campaign in which Houston competed as the #12 (AP) team during the season.

• With Monday's win over TCU in Fertitta Center, the Cougars have won their last five and 15 of their last 16 games when playing as the #12 (AP) team during their history. Only a 65-63 loss to Wisconsin during the Maui Jim Maui Invitational in Las Vegas on Nov. 23, 2021, prevents a longer streak.

**Weekly Streaks:** With the Jan. 6 rankings, the Cougars extended their school record with their 95th consecutive week ranked among the AP Top 25. The previous mark was 35 straight weeks in the poll from 1967 to 1969.

• The Cougars have appeared in every AP Top 25 poll since Jan. 20, 2020 and own the nation's longest active streak.

• Houston has appeared in the Coaches poll for 80 consecutive weeks, dating back to March 2, 2020.

• The Jan. 13, 2020, polls were the last time Houston did not appear in either the AP or Coaches Top 25 polls.

**Season Streaks:** This is the eighth straight season in which Houston was ranked for at least one week.

• The Cougars have been ranked in both final national polls in each of the last six seasons, a first in program history.

**Preseason:** This was the fifth straight season in which the Cougars were ranked in both national preseason polls.

• That is the longest streak since the Cougars were ranked in the AP preseason poll for eight consecutive seasons from 1966 to 1974.

### ABOUT KANSAS STATE

• Kansas State brings a 7-7 overall record and 1-2 mark in Big 12 Conference play into Saturday's game in Manhattan, Kan.

• The Wildcats are tied for 10th in the latest Big 12 standings.

• Kansas State 5-2 in home games inside Bramlage Coliseum during the 2024-25 season.

• Kansas State has lost five of its last six games. Only a 70-67 home win over Cincinnati on Dec. 30, 2024, prevents a longer streak.

• In its most recent action, Kansas State dropped a 79-66 decision at Oklahoma State on Tuesday night.

• Against Oklahoma State, senior forward Coleman Hawkins posted 18 points on 7-of-13 shooting and grabbed five rebounds with two assists, two blocks and three steals to lead the Wildcats. Graduate wing David N'Guessan added 12 points with a game-high 12 rebounds while senior guard Max Jones totaled 10 points with two rebounds and three assists in the loss.

• This season, N'Guessan leads Kansas State with 13.2 points and 7.9 rebounds per game while junior guard Brendan Hausen stands second among the Wildcats with 12.0 points per contest. Hawkins ranks third in scoring (10.7 ppg) and second in rebounding (7.1 rpg) and assists (3.9 apg) but leads Kansas State with 1.4 blocks per game. Junior guard Dug McDaniel is tops on the team with 4.2 assists per contest.

**Head Coach:** Jerome Tang is in his third season at Kansas State and his fourth season as a collegiate head coach.

• Tang has built a 54-32 record during his career and is 52-32 in his career at Kansas State.

• He previously compiled a 2-0 record as interim head coach at Baylor during the 2012-13 season.

• Tang has posted an 0-1 record against Houston during his career with the lone previous meeting coming in his Kansas State tenure.

• Tang has posted an 0-1 record against Houston **Head Coach Kelvin Sampson** during their careers with the lone previous meeting coming during Tang's Kansas State and Sampson's Houston tenures.

• 2007 graduate of Kansas State.

### NATIONAL POLLS as of Jan. 6, 2025

2024-25 opponents in bold

#### Associated Press

Rk.	Team	Record	Pts.
1.	Tennessee (45)	14-0	1,484
2.	<b>Auburn (15)</b>	<b>13-1</b>	<b>1,453</b>
3.	<b>Iowa State</b>	<b>12-1</b>	<b>1,369</b>
4.	Duke	12-2	1,309
5.	<b>Alabama</b>	<b>12-2</b>	<b>1,260</b>
6.	Kentucky	12-2	1,154
7.	Marquette	13-2	1,134
8.	Florida	13-1	1,045
9.	UConn	12-3	964
10.	Texas A&M	12-2	924
11.	<b>Kansas</b>	<b>10-3</b>	<b>809</b>
12.	<b>Houston</b>	<b>10-3</b>	<b>768</b>
13.	Illinois	11-3	693
14.	Mississippi State	13-1	690
15.	Oregon	13-2	624
16.	Michigan State	12-2	616
17.	Oklahoma	13-1	553
18.	Gonzaga	12-4	469
19.	Memphis	12-3	384
20.	Purdue	11-4	374
21.	<b>West Virginia</b>	<b>11-2</b>	<b>277</b>
22.	UCLA	11-3	234
23.	Mississippi	12-2	219
24.	Michigan	11-3	160
25.	Utah State	14-1	119

**Others receiving votes:** Pittsburgh 91, Arkansas 62, Nebraska 62, **Baylor** 32, Wisconsin 31, St. John's 27, **San Diego State** 26, Cincinnati 22, Clemson 19, Maryland 7, Georgia 6, St. Bonaventure 6, **Texas Tech** 6, Indiana 6, Missouri 5, **Arizona** 3, Dayton 1, Georgetown 1, Vanderbilt 1, Xavier 1.

#### USA TODAY Sports Coaches'

Rk.	Team	Record	Pts.
1.	Tennessee (21)	14-0	765
2.	<b>Auburn (10)</b>	<b>13-1</b>	<b>749</b>
3.	<b>Iowa State</b>	<b>12-1</b>	<b>711</b>
4.	Duke	12-2	670
5.	<b>Alabama</b>	<b>12-2</b>	<b>651</b>
6.	Marquette	13-2	581
7.	Kentucky	12-2	560
8.	Florida	13-1	529
9.	Texas A&M	12-2	488
10.	UConn	12-3	461
11.	<b>Houston</b>	<b>10-3</b>	<b>454</b>
12.	<b>Kansas</b>	<b>10-3</b>	<b>438</b>
13.	Mississippi State	13-1	372
14.	Michigan State	12-2	350
15.	Illinois	11-3	300
16.	Oklahoma	13-1	287
17.	Oregon	13-2	284
18.	Gonzaga	12-4	246
19.	Purdue	11-4	228
20.	Memphis	12-3	192
21.	UCLA	11-3	147
22.	Mississippi	12-2	119
23.	<b>West Virginia</b>	<b>11-2</b>	<b>110</b>
24.	Michigan	11-3	98
25.	Utah State	14-1	73

**Others receiving votes:** Baylor 49; Cincinnati 38; Pittsburgh 32; **San Diego State** 25; St. John's 24; Clemson 10; Maryland 9; Georgia 5; Nebraska 4; **Arizona** 4; Wisconsin 3; Vanderbilt 3; Indiana 3; UC San Diego 1; **Texas Tech** 1; Arkansas 1.

### WEEK-by-WEEK

Date	AP	Coaches
<b>Preseason</b>	#4 (4) [1,343]	#4 (4) [698]
<b>Week 1 (Nov. 11)</b>	#8 (1,070)	#10 [488]
<b>Week 2 (Nov. 18)</b>	#7 (1,091)	#7 [470]
<b>Week 3 (Nov. 25)</b>	#6 (1,125)	#7 [559]
<b>Week 4 (Dec. 2)</b>	#17 [402]	#18 [221]
<b>Week 5 (Dec. 9)</b>	#15 [513]	#13 [304]
<b>Week 6 (Dec. 16)</b>	#15 [582]	#12 [363]
<b>Week 7 (Dec. 23)</b>	#15 [615]	#12 [406]
<b>Week 8 (Dec. 30)</b>	#14 [626]	#14 [386]
<b>Week 9 (Jan. 6)</b>	#12 [768]	#11 [454]
<b>Week 10 (Jan. 13)</b>	---	---
<b>Week 11 (Jan. 20)</b>	---	---
<b>Week 12 (Jan. 27)</b>	---	---
<b>Week 13 (Feb. 3)</b>	---	---
<b>Week 14 (Feb. 10)</b>	---	---
<b>Week 15 (Feb. 17)</b>	---	---
<b>Week 16 (Feb. 24)</b>	---	---
<b>Week 17 (March 3)</b>	---	---
<b>Week 18 (March 10)</b>	---	---
<b>Week 19 (March 17)</b>	---	---
<b>Final (April 8)</b>	---	---

() — First-place votes | [] Poll points



### WINNINGEST NCAA DIVISION I TEAMS since 2017-18 through Jan. 7, 2025 | 2024-25 opponents in bold

Rk.	School	Last 8 Yrs	Last 7 Yrs (Rk.)	Last 6 Yrs (Rk.)	Last 5 Yrs (Rk.)	Last 4 Yrs (Rk.)	Last 3 Yrs (Rk.)	2024-25	2023-24	2022-23	2021-22	2020-21	2019-20	2018-19	2017-18
1.	Gonzaga	224-34	193-29 (1)	160-25 (1)	129-23 (2)	98-22 (5)	70-18 (4)	12-4	27-8	31-6	28-4	31-1	31-2	33-4	32-5
2.	<b>Houston</b>	<b>219-42</b>	<b>192-34 (2)</b>	<b>159-30 (2)</b>	<b>136-22 (1)</b>	<b>108-18 (1)</b>	<b>76-12 (2)</b>	<b>11-3</b>	<b>32-5</b>	<b>33-4</b>	<b>32-6</b>	<b>28-4</b>	<b>23-8</b>	<b>33-4</b>	<b>27-8</b>
3.	Kansas	201-58	170-50 (3)	144-40 (3)	116-37 (6)	95-28 (6)	61-22 (10)	10-3	23-11	28-8	34-6	21-9	28-3	26-10	31-8
4.	Duke	198-58	169-50 (4)	137-44 (t7)	112-38 (t8)	99-27 (4)	67-20 (t5)	13-2	27-9	27-9	32-7	13-11	25-6	32-6	29-8
5.	Purdue	193-65	163-58 (6)	137-48 (t7)	121-33 (3)	103-23 (2)	74-15 (3)	11-4	34-5	29-6	29-8	18-10	16-15	26-10	30-7
6.	<b>San Diego State</b>	<b>186-61</b>	<b>164-50 (5)</b>	<b>143-37 (4)</b>	<b>113-35 (7)</b>	<b>90-30 (t9)</b>	<b>67-21 (t5)</b>	<b>9-3</b>	<b>26-11</b>	<b>32-7</b>	<b>23-9</b>	<b>23-5</b>	<b>30-2</b>	<b>21-13</b>	<b>22-11</b>
7.	Tennessee	185-67	159-58 (9)	128-52	111-38 (10)	93-29 (7)	66-21 (8)	14-1	27-9	25-11	27-8	18-9	17-14	31-6	26-9
t8.	Virginia	184-59	153-56	118-53	95-46	77-39	56-25	8-6	23-11	25-8	21-14	18-7	23-7	35-3	31-3
t8.	<b>Auburn</b>	<b>184-66</b>	<b>158-58 (t10)</b>	<b>128-48</b>	<b>103-42</b>	<b>90-28 (t9)</b>	<b>62-22 (9)</b>	<b>14-1</b>	<b>27-8</b>	<b>21-13</b>	<b>28-6</b>	<b>13-14</b>	<b>25-6</b>	<b>30-10</b>	<b>26-</b>
t8.	Liberty	184-68	162-53 (t7)	133-46 (10)	103-42	80-36	58-25	13-2	18-14	27-9	22-11	23-6	30-4	29-7	22-15
t11.	Belmont	179-63	155-54 (t9)	128-48	102-41	76-37	51-29	10-5	20-13	21-11	25-8	26-4	26-7	27-6	24-9
t11.	Drake	179-74	162-57 (t7)	138-47 (t5)	118-33 (4)	92-28 (8)	67-17 (t5)	12-2	28-7	27-8	25-11	26-5	20-14	24-10	17-17
t11.	Villanova	179-75	142-70	117-60	93-53	75-46	45-38	10-5	18-16	17-17	30-8	18-7	24-7	26-10	36-5
t14.	Vermont	177-59	150-51	123-44	97-37	87-32 (10)	59-26 (t9)	8-8	28-7	23-11	28-6	10-5	26-7	27-7	27-8
t14.	<b>Baylor</b>	<b>177-68</b>	<b>158-53 (t10)</b>	<b>138-39 (t5)</b>	<b>112-35 (t8)</b>	<b>84-33</b>	<b>57-26</b>	<b>10-4</b>	<b>24-11</b>	<b>23-11</b>	<b>27-7</b>	<b>28-2</b>	<b>26-4</b>	<b>20-14</b>	<b>19-15</b>
t16.	Michigan State	175-77	145-72	113-65	91-56	76-43	53-30	12-2	20-15	21-13	23-13	15-13	22-9	32-7	30-5
t16.	North Carolina	175-85	149-74	120-67	105-46	88-36	59-27	10-6	29-8	20-13	29-10	18-11	14-19	29-7	26-11
t18.	Kentucky	173-73	147-62	117-55	92-49	83-33	57-25	12-3	23-10	22-12	26-8	9-16	25-6	30-7	26-11
t19.	South Dakota State	171-70	143-63	119-54	97-44	79-36	51-32	10-6	22-13	19-13	30-5	16-7	22-10	24-9	28-7
t19.	<b>Texas Tech</b>	<b>171-81</b>	<b>144-71</b>	<b>113-64</b>	<b>95-51</b>	<b>77-42</b>	<b>50-30</b>	<b>11-3</b>	<b>23-11</b>	<b>16-16</b>	<b>27-10</b>	<b>18-11</b>	<b>18-13</b>	<b>31-7</b>	<b>27-10</b>
t19.	Oregon	171-84	148-71	123-58	99-51	78-44	58-29	13-2	24-12	21-15	20-15	21-7	24-7	25-13	23-13

#### SERIES HISTORY vs. KANSAS STATE

- Kansas State owns a 5-4 lead against Houston in the series, which began during the 1955-56 season.
- Monday's game will be the lone regular-season meeting against Kansas State during the 2024-25 season.
- Houston has won two of the last three meetings against Kansas State. Only a 91-90 loss in Hofheinz Pavilion in Houston on Dec. 21, 1974, prevents a longer streak.
- In the most recent meeting, Houston took a 74-52 win inside Fertitta Center in Houston on Jan. 27, 2024.
- In the first meeting against Kansas State, Houston claimed an 86-79 victory in Houston on Dec. 21, 1955.
- on Road:** The series is tied at 1-1 in road games played in Manhattan, Kan.
- Houston can boast of the most recent road success after taking a 73-71 win inside Ahearn Field House on Jan. 23, 1971.
- In the first road meeting, Houston dropped a 97-78 decision in Manhattan, Kan., on Dec. 1, 1956.

#### KELVIN SAMPSON vs. KANSAS STATE

- Houston **Head Coach Kelvin Sampson** has posted a 12-4 record against Kansas State during his career.
- That includes a 1-0 mark with Houston and an 11-4 record against the Wildcats with Oklahoma.
- Sampson's teams have won the last nine and 10 of the last 11 meetings against Kansas State. Only a 66-51 loss in Manhattan, Kan., with his 1998-99 Oklahoma team prevents a longer streak.
- In his most recent meeting against Kansas State, Sampson's 2023-24 Houston squad took a 74-52 win inside Fertitta Center on Jan. 27, 2024.
- In his first meeting against Kansas State, Sampson's 1994-95 Oklahoma team dropped an 87-77 decision in Manhattan, Kan., on Jan. 25, 1995.
- on Road:** Sampson has posted a 4-3 record in Manhattan, Kan., against Kansas State during his career.
- All seven previous meetings came during his Oklahoma tenure. Saturday's game will be the first time he has faced the Wildcats on the road as Houston's head coach.

#### LONGEST ACTIVE HOME WINNING STREAKS (through Jan. 8, 2025)

Rk.	No.	School
1.	31	<b>Houston</b>
2.	28	UConn
3.	27	Iowa State
t4.	26	Samford
t4.	26	Dayton
6.	25	Purdue
7.	20	Nebraska
8.	18	UC Irvine
9.	16	Florida
t10.	15	Pittsburgh
t10.	15	UMass-Lowell
t10.	15	Monmouth
13.	14	Kentucky
t14.	13	Indiana
t14.	13	Ohio
t14.	13	Sam Houston
t17.	12	Georgia
t17.	12	Missouri
t19.	10	Gonzaga
t19.	10	St. Thomas (Minn.)
t19.	11	Montana
t19.	11	South Dakota State
t19.	11	South Dakota
t24.	10	Marquette
t24.	10	George Washington
t24.	10	St. John's
t24.	10	UTEP
t24.	10	San Francisco
t24.	10	Arkansas State
t24.	10	Baylor
t24.	10	Purdue Fort Wayne
t24.	10	Milwaukee

#### HOME SWEET HOME

Since 2015-16, the Cougars have posted a 148-14 (.914) record while competing in three different home venues, including a 121-6 (.953) mark in the last 7+ seasons.

Houston is 102-6 (.944) in the Fertitta Center during the facility's history

Season	Record	Venue (Record)
2024-25	9-0	Fertitta Center
2023-24	17-0	Fertitta Center
2022-23	16-2	Fertitta Center
2021-22	16-1	Fertitta Center
2020-21	15-0	Fertitta Center
2019-20	14-2	Fertitta Center
2018-19	19-1	Fertitta Center (15-1) / H&PE Arena (4-0)
2017-18	15-0	H&PE Arena
2016-17	12-5	Hofheinz Pavilion (12-4) / H&PE Arena (0-1)
2015-16	15-3	Hofheinz Pavilion
<b>Totals</b>	<b>148-14</b>	<b>Fertitta Center (102-6); H&amp;PE Arena (19-1); Hofheinz Pavilion (27-7)</b>

- Sampson's teams have won the last three road meetings against Kansas State.
- His last road loss at Kansas State was a 66-51 setback on Jan. 23, 1999.

- In his most recent road encounter at Kansas State, Sampson's 2004-05 Oklahoma team took a 69-68 win on Feb. 19, 2005.
- In his first road encounter at Kansas State, Sampson's 1994-95 Oklahoma team dropped an 87-77 decision on Jan. 25, 1995.

#### KELVIN SAMPSON vs. JEROME TANG

- Houston **Head Coach Kelvin Sampson** has posted a 1-0 record against Kansas State Head Coach Jerome Tang during their careers.
- The lone previous meeting came during Sampson's Houston and Tang's Kansas State tenures.
- In the lone previous meeting, Sampson's 2023-24 Houston team took a 74-52 win over Kansas State inside Fertitta Center in Houston on Jan. 27, 2024.
- on Road:** Saturday's game will be the first time that Sampson has faced Tang on the road during their careers.

#### LAST TIME vs. KANSAS STATE

#4/4 Houston 74, rv/rv Kansas State 52 • Fertitta Center • Houston • Saturday, Jan. 27, 2024

by Associated Press

- Point guard **Jamal Shead** scored 17 points, forward **J'Wan Roberts** added 14 points and six rebounds, and #4/4 Houston beat Kansas State 74-52 inside Fertitta Center.
- Roberts and guard **Emanuel Sharp** each scored nine points in the first half as Houston built a 41-21 halftime lead. Houston shot 40% and was 7-of-21 on 3-pointers.
- Guard **Damian Dunn** had 13 points for the Cougars, who won their 18th straight home game. Houston forced 18 turnovers and converted them into 25 points and owned a 28-18 advantage in points in the paint.
- Cam Carter scored 16 points and Arthur Kaluma and Dai Dai Ames each added 11 points for Kansas State, which lost its second straight. The Wildcats also shot 40% and were 7-of-21 on 3-pointers.
- The Cougars jumped out to an 11-0 lead in the first 5½ minutes on a jumper by guard **LJ Cryer**, but the Wildcats cut the lead to 13-7 on a 3-pointer by Tylor Perry with 12:45 left in the first half.
- Houston responded by outscoring Kansas State 16-5 to open up a 29-12 lead on a 3-pointer by Cryer with 6½ minutes left in the half. The Wildcats closed within 32-21 with 2:45 remaining on a 3-pointer by Kaluma, but the Cougars finished the half with a 9-0 run to take a 20-point into halftime on a free throw by Shead.

#### WINNINGEST TEXAS NCAA DIVISION I TEAMS since 2015-16 (through Jan. 7, 2025)

Rk.	School	W-L	Pct.
1.	<b>Houston</b>	<b>262-63</b>	<b>.806</b>
2.	<b>Baylor</b>	<b>226-88</b>	<b>.720</b>
3.	<b>Texas Tech</b>	<b>208-108</b>	<b>.658</b>
4.	Stephen F. Austin	198-98	.669
5.	Texas	192-124	.608
6.	Sam Houston	191-120	.614
7.	<b>Texas A&amp;M</b>	<b>189-119</b>	<b>.614</b>
8.	North Texas	184-126	.594
9.	SMU	182-108	.628
10.	<b>TCU</b>	<b>180-137</b>	<b>.568</b>
11.	Texas State	177-128	.580
12.	Tarleton State	176-114	.607
13.	Abilene Christian	175-127	.579

# **LAST TIME vs. KANSAS STATE in MANHATTAN** Houston 73, Kansas State 71 • Ahearn Field House • Manhattan, Kan. • Saturday, Jan. 23, 1971

by Associated Press

• Forward **Steve Newsome** snared an offensive rebound off a **Poo Welch** miss and laid it up and in with one second remaining to lift Houston to a 73-71 win over Kansas State inside Ahearn Field House in Manhattan, Kan.

• Trailing 69-64, the Cougars outscored the Wildcats 9-2 over the final 93 seconds to take the win.

• Forward **Dwight Davis** drained a pair of free throws to pull Houston to within 69-68 with less than a minute remaining and then converted an old-fashioned 3-point play from a **Larry Brown** assist to give Houston a 71-69 lead with 34 seconds left.

• With 12 seconds remaining, Kansas State's Steve Mitchell hit a 12-foot bank shot to tie the game at 71 before Newsome's heroics.

• Playing all 40 minutes, Davis scored 22 points and grabbed 13 rebounds to lead the Cougars. Welch finished with 18 points, six rebounds and five assists while forwards **Jerry Bonney** added 11 points and six rebounds.

• Kansas State's Ernie Kusnyer led all players with 33 points on 14-of-24 shooting and added seven rebounds. Mitchell and David Hall finished with 14 points apiece with Mitchell leading the Wildcats with 13 rebounds and Hall snaring 12 boards.

## **LAST TIME OUT**

**#12/11 Houston 65, TCU 46 • Fertitta Center • Houston • Monday, Jan. 6, 2025**

by Associated Press

Junior guard **Emanuel Sharp** scored 14 points, graduate forward **J'Wan Roberts** added 12 and #12/11 Houston beat TCU 65-46 on Monday night inside Fertitta Center for its seventh straight win.

• Monday's win marked the seventh straight game in which Houston held an opponent to 55 points or fewer. That is the longest streak to accomplish that feat since the late 1940s.

• Houston closed the 1947-48 season with a 52-40 win over Stephen F. Austin on March 3, 1948, and opened the 1948-49 season with nine straight games allowing 55 points or fewer.

• Graduate guard **LJ Cryer** had 10 points for Houston, which shot 48% and went 8-of-19 on 3-pointers. The Cougars won their 31st consecutive home game to extend the nation's longest active streak.

• Roberts scored 12 points and now needs only three more points to become the 52nd student-athlete in program history to score 1,000 points.

• Roberts also competed in the 149th game of his collegiate career, tying the Houston record set by forward Fabian White Jr. (2017-22).

• Graduate guard **Mylik Wilson** added nine points with five rebounds and now needs only 10 more points to become a 1,000-point scorer in his career with stops at Houston (2022-), Texas Tech (2021-22) and Louisiana (2019-21).

• Noah Reynolds scored 19 points and Vasean Allette added 11 for TCU (8-6, 1-2). The Horned Frogs shot 43% but struggled from deep, finishing 3-of-18 on 3s.

## **STREAKING at the LINE**

• Graduate guard **LJ Cryer** stands as one of the Cougars, the Big 12's and the nation's premier free throw shooters.

• Cryer has drained each of his last 20 free

## **KENPOM.COM TOP 20 in BOTH OFFENSIVE & DEFENSIVE EFFICIENCIES through Jan. 8, 2025**

School	OFF.	Rk.	DEF.	Rk.
<b>Houston</b>	<b>119.9</b>	<b>16th</b>	<b>86.7</b>	<b>2nd</b>
Iowa State	123.3	6th	92.5	9th
Duke	122.8	8th	86.1	1st
Marquette	119.3	18th	93.8	14th
Auburn	131.1	1st	94.4	18th
Illinois	119.3	19th	92.0	6th
Florida	124.2	4th	94.4	16th
Michigan	120.2	14th	94.4	17th

## **STREAKING BEHIND the ARC**

• Junior guard **Emanuel Sharp** has emerged as a national leader in 3-point field goal shooting.

• Sharp has buried 38-of-78 long-range tries and is second in the league and fifth in the country with his 48.7 percentage.

• The Tampa, Fla., native drained 10 consecutive 3-pointers earlier this season (final two vs. Auburn [Nov. 9]; both vs. Louisiana [Nov. 13]; all five vs. Hofstra [Nov. 22] and first vs. #11/11 Auburn [Nov. 26]).

## **INJURY BUG**

• Redshirt freshman center **Jacob McFarland** was lost after suffering a broken leg in practice on Oct. 29.

• McFarland underwent successful surgery that night and has begun the rehabilitation process.

• No timeline has been announced for his return.

• Senior guard **Ramon Walker Jr.** has missed the last four games after undergoing surgery on his right hand to repair a tendon following a collision in practice in mid-December.

• Walker is expected to miss 4-5 weeks.

## **LOOKING for SEVEN STRAIGHT**

• Houston will be looking to extend its school record-setting NCAA Tournament streak in 2024-25.

• Entering the 2024-25 season, the Cougars have competed in six consecutive NCAA Tournaments (2024 Sweet 16, 2023 Sweet 16, 2022 Elite Eight, 2021 Final Four, 2019 Sweet 16, 2018 Second Round) (The 2020 Tournament was not held due to the COVID-19 pandemic).

• In a program history which features 25 NCAA Tournament berths and six NCAA Final Four appearances, Houston has never competed in seven straight NCAA Tournaments.

• The Cougars competed in 4+ straight NCAA Tournaments five times during the program's history: 2018 to present; 1981 to 1984; 1970 to 1973 and 1965 to 1968).

## **HOME SWEET HOME**

• The Cougars have made Fertitta Center one of the top homecourt advantages in college basketball.

• With its Jan. 6 win over Big 12-rival BYU, Houston currently owns a 31-game home winning streak, the nation's longest active streak.

• The Cougars posted a perfect 17-0 home record inside Fertitta Center in 2023-24. It was the 11th undefeated home season in school history and the third under **Head Coach Kelvin Sampson**.

• Houston's last home loss in Fertitta Center was a 56-55 setback against then-American Athletic Conference rival Temple on Jan. 22, 2023.

• With the Jan. 6 win against TCU, the Cougars have posted a 102-6 record inside Fertitta Center since the \$60 million facility opened on Dec. 1, 2018.

## **COUGARS AMONG STATISTICAL LEADERS**

*National rankings (through Jan. 8, 2025)  
Big 12 rankings (through Jan. 8, 2025)  
Big 12 leader in bold red*

### **TEAM**

Category	Mark	Big 12 Rank	National Rank
AP (as of Jan. 6, 2025)	#12	3rd	#12
USA Today Sports Coaches (as of Jan. 6, 2025)	#11	2nd	#11
<b>NET</b> (thru Jan. 8, 2025)	<b>#4</b>	<b>1st</b>	<b>#4</b>
<b>KenPom</b> (thru Jan. 8, 2025)	<b>+33.20</b>	<b>1st</b>	<b>3rd</b>
Offensive Efficiency	119.9	5th	16th
Defensive Efficiency	<b>86.7</b>	<b>1st</b>	<b>2nd</b>
<b>ESPN BPI</b> (thru Jan. 8, 2025)	<b>23.6</b>	<b>1st</b>	<b>2nd</b>
W-L Percentage	.786	t-4th	45th
<b>Big 12 W-L Percentage</b>	<b>1.000</b>	<b>t-1st</b>	---
Scoring Offense	76.4	9th	150th
Scoring Defense	<b>54.0</b>	<b>1st</b>	<b>1st</b>
Scoring Margin	<b>+22.4</b>	<b>1st</b>	<b>1st</b>
FG Pct.	45.8	t-10th	146th
Opp. FG Pct.	<b>34.3</b>	<b>1st</b>	<b>1st</b>
<b>3-Pt. Pct.</b>	<b>41.4</b>	<b>1st</b>	<b>2nd</b>
3-Pt. FGs per Game	9.1	6th	75th
Opp. 3-Pt. Pct.	28.1	2nd	18th
FT Pct.	74.8	8th	83rd
Opp. FT Pct.	70.1	12th	---
Total Rebounds	38.1	5th	85th
Total Rebounds Allowed	32.1	t-7th	---
Rebounding Margin	<b>+6.0</b>	<b>7th</b>	<b>51st</b>
Offensive Rebounds	12.9	3rd	52nd
Offensive Rebound Pct.	37.3	5th	---
Defensive Rebounds	25.2	10th	194th
Defensive Rebound Pct.	70.9	10th	---
Assists	13.6	13th	203rd
Steals	8.6	4th	57th
<b>Blocked Shots</b>	<b>5.6</b>	<b>t-1st</b>	<b>11th</b>
Turnovers	9.7	2nd	18th
Turnover Margin	<b>+4.9</b>	<b>2nd</b>	<b>19th</b>
Turnovers Forced	14.6	5th	57th
Assist/Turnover Ratio	1.40	9th	68th

### **INDIVIDUAL**

Category	Mark	Big 12 Rank	National Rank
<b>SCORING</b>			
LJ Cryer	14.3	14th	327th
Emanuel Sharp	14.0	15th	349th

<b>REBOUNDS</b>			
J'Wan Roberts	6.8	11th	197th
Joseph Tugler	5.7	t-19th	---

<b>FIELD-GOAL PERCENTAGE</b>			
None			

<b>ASSISTS</b>			
Milos Uzan	5.1	5th	54th

<b>FREE THROW PERCENTAGE</b>			
Emanuel Sharp	92.0	2nd	13th

<b>STEALS</b>			
None			

<b>3-POINT FIELD GOAL PERCENTAGE</b>			
Emanuel Sharp	48.7	2nd	5th
LJ Cryer	41.2	6th	63rd

<b>3-POINT FIELD GOALS MADE</b>			
LJ Cryer	2.9	3rd	65th
Emanuel Sharp	2.7	t-5th	84th

<b>BLOCKED SHOTS</b>			
Joseph Tugler	2.5	3rd	12th
Ja'Vier Francis	1.2	9th	137th
J'Wan Roberts	1.0	t-14th	248th

<b>ASSIST/TURNOVER RATIO</b>			
Milos Uzan	3.74	3rd	10th

<b>OFFENSIVE REBOUNDS</b>			
Joseph Tugler	2.86	t-7th	74th
J'Wan Roberts	2.69	11th	99th

<b>DEFENSIVE REBOUNDS</b>			
J'Wan Roberts	4.08	15th	---

<b>MINUTES PLAYED</b>			
LJ Cryer	29:43	15th	---

<b>DOUBLE-DOUBLES</b>			
J'Wan Roberts	1	t-17th	---

### **30-POINT GAMES**

Player	2024-25	Career
Mylik Wilson	0	1 [1-0]
LJ Cryer	1	2 [0-2]
Emanuel Sharp	0	1 [1-0]

### **20-POINT GAMES**

Player	2024-25	Career
LJ Cryer	4 [2-2]	29 [25-4]
Emanuel Sharp	1 [0-1]	7 [5-2]
J'Wan Roberts	1 [1-0]	6 [5-1]
Mylik Wilson	0 [0-0]	5 [5-0]
Ja'Vier Francis	0 [0-0]	1 [1-0]
Milos Uzan	0 [0-0]	1 [0-1]

### **DOUBLE-FIGURE SCORING GAMES**

Player	2024-25	Career
LJ Cryer	9 [1] [7-2]	73 [57-16]
J'Wan Roberts	6 [1] [4-2]	48 [43-5]
Emanuel Sharp	12 [2] [9-3]	43 [37-5]
Mylik Wilson	3 [3-0]	42 [29-13]
Milos Uzan	8 [6-2]	35 [19-16]
Ja'Vier Francis	0 [0-0]	13 [13-0]
Terrance Arceneaux	7 [7-0]	11 [10-0]
Ramon Walker Jr.	1 [1-0]	5 [5-0]
Joseph Tugler	3 [2-1]	4 [3-1]
Mercy Miller	1 [1-0]	1 [1-0]

### **DOUBLE-DOUBLES**

Player	2024-25	Career
J'Wan Roberts	1 [1-0]	14 [12-2]
Ja'Vier Francis	0 [0-0]	3 [3-0]
Milos Uzan	0	1 [1-0]

### **20-REBOUND GAMES**

Player	2024-25	Career
J'Wan Roberts	0 [0-0]	1 [1-0]

### **DOUBLE-FIGURE REBOUNDING GAMES**

Player	2024-25	Career
J'Wan Roberts	3 [2-1]	25 [21-4]
Mylik Wilson	1 [1-0]	8 [7-1]
Ja'Vier Francis	0 [0-0]	3 [3-0]
Terrance Arceneaux	0 [0-0]	1 [1-0]
Milos Uzan	0	1 [1-0]

### **DOUBLE-FIGURE ASSIST GAMES**

Player	2024-25	Career
Milos Uzan	1 [1-0]	2 [1-0/1-0]

**Bold** – Totals | **( )** – current streak | **[ ]** records



## CONSECUTIVE GAMES/STARTS STREAKS

Player	Consecutive Games	Consecutive Starts	Career Starts
J'Wan Roberts	88 (3)	34 (3)	86
Milos Uzan	78/14 / (78/14)	64/14 / (64/14)	70
Emanuel Sharp	77 (77)	23 (20)	48
LJ Cryer	72 (72)	72 (72)	85
Ja'Vier Francis	39 (13)	37	44
Mylik Wilson	39 (39)	0	0
Ramon Walker Jr.	33	2	2
Joseph Tugler	28 (14)	7 (7)	9
Terrance Arceneaux	22 (14)	3	4
Cedric Lath	10 (9)	0	0
Mercy Miller	7 (7)	0	0
Kordelius Jefferson	6 (6)	0	0
Jacob McFarland	0	0	0
Chase McCarty	0	0	0

Career highs in **bold** | ( ) indicates current streak  
[ ] career total, including previous schools

## CAPS and GOWNS

- Three Cougars on the 2024-25 roster have already received their bachelor's degrees from the University of Houston.
- Graduate guard **LJ Cryer** received his bachelor's degree in integrated studies in May 2024.
- Graduate guard **Mylik Wilson** earned his bachelor's degree in psychology in May 2024.
- Graduate forward **J'Wan Roberts** received his bachelor's degree in May 2023.
- All three Cougars will do post-baccalaureate work at Houston during the 2024-25 season. Cryer and Wilson will study health while Roberts will study human developmental family sciences.

## STAFF ADDITIONS

- As the Cougars prepare for the 2024-25 season, the Cougars welcome three staff members to the program.
- Will Finch** joined as associate director of operations and will assist Director of Operations and Program Strategy **Bobby Champagne**.
- Finch replaced **Daniel Hixon**, who left to accept a position with the San Antonio Spurs.
- After wearing #20 as a student-athlete for four years, **Ryan Elvin** will move into an internal operations role on the Cougars' bench in 2024-25.
- North Carolina Central graduates **Justin Whatley** and **Shantelle Willingham** joined the program as internal operations staff and graduate assistant athletics trainer, respectively.

## JERSEY NUMBER CHANGES

- Two Cougars will wear different jersey numbers during the 2024-25.
- After wearing #25, sophomore forward **Joseph Tugler**

will don #11 this season.

• Redshirt freshman guard **Kordelius Jefferson** sat out the entire 2023-24 season as a redshirt but was listed at #15 on the roster. Jefferson will wear #0 in 2024-25.

• With his debut with the Cougars, junior guard **Milos Uzan** will become the first Houston Men's Basketball student-athlete to wear #7, according to the best Houston records.

• In June 2023, the NCAA made a rule change allowing for student-athletes to wear any number between 0 and 99.

## QUADRUPLE-DIGIT POINTS

- Several Cougars are working toward the 1,000-Point milestone during their career.
- Graduate forward **J'Wan Roberts** has 997 points during his career and needs only three more points to become the newest member of the club.
- Graduate guard **Mylik Wilson** is close to quadruple digits with 990 points and needs only 10 points to reach 1,000 during his collegiate career.
- Wilson has scored 240 points at Houston (2023 – present) with 81 points at Texas Tech (2021-22) and 669 points at Louisiana (2019-21).
- While he already is a 1,000-Point scorer in his collegiate career, graduate guard **LJ Cryer** could become a member of the Cougars' 1,000-Point Club as well.
- Cryer reached 1,000 points in his collegiate career with a 3-pointer at the 14:15 mark of the first half in the Dec. 30, 2023, win against Penn.
- Cryer, who scored 788 points at Baylor from 2020-2023, scored 573 with the Cougars in 2023-24 for a total of 764 in Houston.
- Cryer now has 1,561 points in his collegiate career.
- All-American point guard **Jamal Shead** was the last Cougar to reach 1,000 points, achieving that total during the 2023-24 season.

## BIG 12 PRESEASON POLL

- For the sixth straight season, Houston was picked among the Top-Two leaders in its conference preseason poll.

• The Cougars received a five first-place votes and 211 points to finish a close second in the Big 12 Coaches Preseason Poll.

• Houston was tabbed as preseason favorite for its last four years in the American Athletic Conference (2019-23).

• Graduate guard **L.J. Cryer** and graduate forward **J'Wan Roberts** were named to the Preseason All-Big 12 First Team. Houston was the only school with two student-athletes on the First Team.

## RIISING in the COACHING RANKS

- Head Coach Kelvin Sampson** has compiled a 775-352 career record, includ-

## WELCOME to HOUSTON

• The Cougars signed four newcomers to the team for the 2025-26 season during the early signing period in November 2024.

• Houston's 2025 signing class is ranked nationally at **#1 (on3)**, **#2 (247Sports)**, **#2 (Rivals)** and **#2 (ESPN)**.

• Guard **Isiah Harwell**, guard Bryce Jackson, point guard **Kingston Flemings** and center **Chris Cenac Jr.** will compete as true freshmen in 2025-26, and each will have four years of eligibility remaining.

## CHRIS CENAC JR.

**Forward/Center • 6-10 • 230 • Freshman**  
**New Orleans, La.**

**Link Academy [Branson, Mo.]**

5-star recruit by *Rivals*, *247Sports*, *on3* and *ESPN*... Ranked #7 overall and No. 4 power forward nationally by *on3*... Ranked #10 overall and No. 1 center nationally by *247Sports*... Ranked #7 overall and No. 1 center nationally in *ESPN100*... Ranked #6 overall and #3 power forward by *Rivals*... Chose Houston over Alabama, Arkansas, Auburn, Baylor, Kentucky, Louisville, LSU, Michigan State, Tennessee, Texas and UConn... Played for Coach Chad Myers at Link Academy... Named to Naismith Trophy Watch List for National High School Player of the Year... Following 2023-24 season, named Most Valuable Player at NBPA Top 100 camp... Guided Team USA to gold medal at FIBA Under-17 World Cup in Istanbul... Was named Most Valuable Player of Puma's PRO16 League... Led Isidore Newman High School (New Orleans) to its third straight state championship... Was an All-State Second-Team selection... Averaged 13.9 points, 10.2 rebounds, 1.9 steals, 1.7 assists and 1.3 blocks per game... Recognized as State Championship Most Outstanding Player... Last name is pronounced See-Nack.

## KINGSTON FLEMINGS

**Guard • 6-3 • 170 • Freshman**  
**San Antonio, Texas**

**William J. Brennan High School**

4-star recruit by *Rivals*, *247Sports*, *on3* and *ESPN*... Ranked #14 overall and No. 1 shooting guard nationally by *on3*... Ranked #18 overall and No. 3 point guard nationally by *247Sports*... Ranked #21 overall and No. 6 point guard nationally in *ESPN100*... Ranked #22 overall and No. 3 point guard nationally by *Rivals*... Chose Houston over Alabama, Baylor, LSU, TCU, Tennessee, Texas, Texas A&M and Texas Tech... Played for Coach Koty Cowgill at Brennan High

School... Led Team USA to Gold Medal at FIBA U18 3x3 World Cup in Debrecen, Hungary... Competed at USA Basketball U17 National Team training camps and National Basketball Association Players Association Top 100 Camp... Played on Puma's Pro16 Circuit... Named to Naismith Trophy Watch List for National High School Player of the Year... Named San Antonio Express-News Player of the Year for second straight season following his junior season in 2023-24.

## ISIAH HARWELL

**Guard • 6-6 • 200 • Freshman**  
**Pocatello, Idaho**

**Wasatch Academy [Mount Pleasant, Utah]**

5-star recruit by *Rivals*, *247Sports*, *on3* and *ESPN*... Ranked #10 overall and No. 3 shooting guard nationally by *on3*... Ranked #12 overall and No. 2 shooting guard nationally by *247Sports*... Ranked #14 overall and No. 3 shooting guard nationally in *ESPN100*... Ranked #9 overall and #3 shooting guard by *Rivals*... Chose Houston over California, Gonzaga and Texas... Played for Coach Paul Peterson at Wasatch Academy and for Coach Tim Davis with Utah Prospects... Named to Naismith Trophy Watch List for National High School Player of the Year... Led Utah Prospects to Adidas AAU National Championship in South Carolina... Led Team USA to Gold Medal at U16 FIBA Americas Championships in Merida, Mexico... Played for championship team at NBPA Top 100 Camp.

## BRYCE JACKSON

**Guard • 6-6 • 205 • Freshman**  
**Pearland, Texas**

**Shadow Creek High School**

3-star recruit by *ESPN*, *on3* and *247Sports*... Played for Coach David President... Overcame leg injuries during his sophomore and junior seasons... Returned to full health in Summer 2024 and impressed coaches at TABC Showcase.

ing a 275-82 mark with the Cougars.

• Sampson stands 20th in NCAA history (among coaches with 10+ years of Division I experience) with 775 victories.

• Sampson broke out of the tie in the NCAA records book with Bo Ryan, who collected 762 wins at Wisconsin, Milwaukee and Wisconsin-Platteville from 1984 to 2016.

• Up next in the NCAA records book is Lou Henson, who recorded 779 wins with Hardin-Simmons, New Mexico State and Illinois from 1962 to 2005.

## IN THE NBA RANKS

• Five Cougars started the 2024-25 season on NBA rosters.

• That group includes **Quentin Grimes** (Dallas Mavericks), **Marcus Sasser** (Detroit Pistons), **Jarace Walker** (Indiana Pacers), guard **Taze Moore** (Portland Trail Blazers) and guard **Jamal Shead** (Toronto Raptors).

• Grimes is in his first season with the Dallas Mavericks after being taken with the No. 25 overall pick in the First Round of the 2021 NBA Draft by the New York Knicks. He became the first Cougar to be taken in the First Round since **Greg Anderson** was taken in 1987 by the San Antonio Spurs.

• Sasser is in his second season with the Pistons after being taken with the No. 25 pick of the 2023 NBA Draft.

• Walker is in his second season with the Pacers after being taken with the No. 8 pick of the 2023 NBA Draft. He was the highest Cougar taken in the Draft since Hall of Fame center **Hakeem Olajuwon** was taken at No. 1 by the Houston Rockets in 1984.

• Shead is in his rookie season with the Raptors after being taken in the Second Round with the No. 45 overall pick.

• Moore is in his second season with the Trail Blazers. He competed in four games during the 2023-24 season after signing a two-way contract in September 2024.

## COUGARS in the PROS

Player	Years at UH	Current Team
Quentin Grimes	2019-21	Dallas Mavericks
Taze Moore	2021-22	Portland Trail Blazers
Marcus Sasser	2019-23	Detroit Pistons
Jarace Walker	2022-23	Indiana Pacers

## OTHER LEAGUES

Player	Years at UH	Team	League
Armoni Brooks	2016-19	Olimpia Milano	Lega Basket Serie A
Josh Carlton	2021-22	Zhejiang Lions	Chinese Basketball Association
Corey Davis Jr.	2017-19	Vanoli Cremona	Lega Basket Serie A
Devin Davis	2016-18	Panionios	Greek Basket League
Damyean Dotson	2015-17	Aliaga Petkimspor Izmir	Turkish Basketball League
Kyler Edwards	2021-22	JDA Dijon	LNB Elite
Justin Gorham	2018-21	Derthona Basket	Lega Basket Serie A
Rob Gray	2015-18	Scafati Basket	Lega Basket Serie A
Brisson Gresham	2018-21	AEK Larnaca	Cypriot OPAP Basket League
Chris Harris Jr.	2017-20	Frayles de Guasave	Mexican CIBACOPA
Danrad Knowles	2013-17	Azpetitia Juarist Iruargi Saski Baloia	Spanish Segunda FEB
Wes VanBeek	2014-18	Aliaga Petkimspor Izmir	Turkish BSL
Fabian White Jr.	2017-22	Manisa Basket	Basketbol Super Ligi

### RECENT NATIONAL STATISTICS RANKINGS through Jan. 7, 2025

National Leader in **Red**  
Top 10 rankings in **Bold**

#### WINNING PERCENTAGE

2024-25	78.6	46th
2023-24	<b>86.5</b>	<b>5th</b>
2022-23	<b>89.2</b>	<b>2nd</b>
2021-22	<b>84.2</b>	<b>6th</b>
2020-21	<b>87.5</b>	<b>4th</b>
2019-20	74.2	33rd
2018-19	<b>89.2</b>	<b>2nd</b>
2017-18	77.1	20th
2016-17	65.6	68th

#### FIELD GOAL PERCENTAGE DEFENSE

2024-25	<b>34.3</b>	<b>1st</b>
2023-24	<b>37.9</b>	<b>1st</b>
2022-23	<b>36.6</b>	<b>1st</b>
2021-22	<b>37.1</b>	<b>1st</b>
2020-21	<b>37.8</b>	<b>1st</b>
2019-20	<b>38.3</b>	<b>7th</b>
2018-19	<b>36.8</b>	<b>1st</b>
2017-18	<b>39.4</b>	<b>8th</b>
2016-17	40.8	34th

#### SCORING DEFENSE

2024-25	<b>54.0</b>	<b>1st</b>
2023-24	<b>57.6</b>	<b>1st</b>
2022-23	<b>54.0</b>	<b>2nd</b>
2021-22	<b>58.8</b>	<b>3rd</b>
2020-21	<b>58.2</b>	<b>2nd</b>
2019-20	61.1	11th
2018-19	<b>61.0</b>	<b>7th</b>
2017-18	64.9	18th
2016-17	64.9	30th

#### SCORING MARGIN

2024-25	<b>+22.4</b>	<b>1st</b>
2023-24	<b>+15.9</b>	<b>3rd</b>
2022-23	<b>+17.4</b>	<b>1st</b>
2021-22	<b>+16.1</b>	<b>2nd</b>
2020-21	<b>+17.8</b>	<b>2nd</b>
2019-20	+10.2	26th
2018-19	<b>+14.3</b>	<b>6th</b>
2017-18	+11.8	13th
2016-17	+8.8	35th

#### 3-POINT FIELD GOAL PERCENTAGE DEFENSE

2024-25	28.1	16th
2023-24	30.1	16th
2022-23	<b>27.9</b>	<b>2nd</b>
2021-22	<b>28.8</b>	<b>9th</b>
2020-21	<b>29.0</b>	<b>9th</b>
2019-20	<b>28.6</b>	<b>8th</b>
2018-19	<b>27.9</b>	<b>1st</b>
2017-18	32.3	35th
2016-17	32.9	68th

#### OFFENSIVE REBOUNDS PER GAME

2024-25	12.9	51st
2023-24	13.4	11th
2022-23	12.8	17th
2021-22	<b>13.3</b>	<b>7th</b>
2020-21	<b>14.5</b>	<b>3rd</b>
2019-20	<b>14.4</b>	<b>3rd</b>
2018-19	12.3	34th
2017-18	11.7	68th
2016-17	11.3	109th

#### 1,000 CLUB... TWICE

- Graduate forward **J'Wan Roberts** has the potential to join a pair of 1,000 Clubs in school history during the 2024-25 season.
- With 997 points, Roberts needs only three more points to join the Cougars' 1,000-Point Club. Only 51 student-athletes have reached 1,000 points during their Houston careers.
- With 900 rebounds, Roberts needs only 100 more rebounds to join Houston's 1,000-Rebound Club. Only four student-athletes have snared 1,000 rebounds during their Houston career.
- If he reaches 1,000 points **AND** 1,000 rebounds in 2024-25, Roberts will become only the fourth Cougar in school history to reach quadruple digits in both categories.
- He would join legendary centers **Elvin Hayes** (2,884 pts., 1,602 rebs., 1965-68), **Hakeem Olajuwon** (1,332 pts., 1,067 rebs., 1981-84) and **Greg Anderson** (1,662 pts., 1,045 rebs., 1983-87) as the only student-athletes to accomplish that feat.

#### MAKING HISTORY

- Now in his sixth year at Houston, graduate forward **J'Wan Roberts** has etched his name atop the Cougars' winningest student-athletes.
- During his award-winning career, Roberts has compiled a 127-22 record at Houston, entering Saturday's Big 12 contest at Kansas State.
- With Houston's win over Butler during the Big 12-Big East Challenge inside Fertitta Center on Dec. 7, Roberts broke out of a tie with Forward **Fabian White Jr.** to become the winningest student-athlete in program history.
- White posted a 121-28 record during his Houston career from 2017 to 2022.

#### FINE IN FERTITTA CENTER

- With the Cougars' 97-40 win over Jackson State inside Fertitta Center on Nov. 4, graduate forward **J'Wan Roberts** etched his name in the Houston records book.
- Through Jan. 6, Roberts has posted a 70-3 record inside Fertitta Center during his career.
- With Houston's Nov. 4 win over Jackson State, Roberts broke out of a tie with point guard **Jamal Shead** and became the Fertitta Center's winningest student-athlete.
- Roberts became the first member of the Fertitta Center 50-Win Club against Montana on Nov. 24, 2023.

#### UNDER the BOARDS

- When the shot goes up, graduate forward **J'Wan Roberts** is working to get to that rebound.
- This season, Roberts leads Houston and ranks 11th in the Big 12 with 6.8 rebounds per game.
- In 2023-24, the St. Thomas, U.S. Virgin Islands, native led the Cougars and ranked sixth in the Big 12 with 6.8 rebounds per game.
- Roberts was one of only three student-athletes to stand among the Big 12 Top-10 leaders in both offensive **AND** defensive rebounding.
- Roberts was third with 2.64 offensive rebounds per game and finished 10th with 4.17 defensive boards per contest.
- Roberts joined Kansas' Hunter Dickinson (2.58, 5th; 8.36 drpg, 1st) and Cincinnati's Aziz Bandaogo (2.28 drpg, 9th; 5.17 drpg, 6th) in that exclusive group.

#### LJ for THREEEEEEEEE!!!!

- One of the nation's premier 3-pointer shooters, graduate guard **LJ Cryer** started the 2024-25 season on a hot streak with four treys in six attempts during Houston's season-opening win over Jackson State inside Fertitta Center on Nov. 4.
- In 2024-25, Cryer leads the Cougars and ranks fourth in the Big 12 with 2.9 3-point field goals per game. The Katy, Texas, native also ranks sixth in the league with a 41.2 3-point field goal percentage.
- Cryer has drained at least one trey in all but two games with multiple 3-pointers in all but three games in 2024-25.
- A year ago, Cryer drained 112-of-289 from behind the arc and led the Cougars and the Big 12 Conference with 3.0 3-pointers per game.
- With 112 treys, Cryer became only the eighth Cougar in school history to drain 100+ treys in a single season.
- He became the first Cougar since All-American guard **Quentin Grimes** buried 100 treys during the 2020-21 season.
- In 2024-25, Cryer looks to become only the third Cougar in Houston history to reach triple-digits 3s in multiple seasons.
- Guard **Corey Davis Jr.** is the most recent Cougars to accomplish that feat with 111 treys in 2018-19 and 103 treys in 2017-18.
- Guard **Robert McKiver** was the first Cougar with 100+ 3-pointers in multiple years, posting 116 treys in 2006-07 and setting a school record with 145 in 2007-08.

#### JOJO SAYS NO NO

- Sophomore forward **Joseph Tugler** was a defensive force for the Cougars in their Nov. 26 loss to #9/9 Alabama during the first day of the Players Era Festival inside MGM Grand Garden Arena in Las Vegas.
- The Monroe, La., native swatted eight shots Tide and added eight rebounds, including six defensive boards against the Crimson Tide.
- Tugler became the first Cougar to block eight shots in a game since center **Emmanuel Adeife** accomplished that feat in the season-opening win over Florida Tech on Nov. 22, 2005.
- With his impressive total, Tugler also became only the seventh Cougar to block eight shots in a game in school history. He joined Adeife (2005-06), **Anwar Ferguson**, (2002-04), **Dwight Jones** (1971-73), **Hakeem Olajuwon** (1981-84) and **Bo Outlaw** (1991-93).
- The Monroe, La., native leads the Cougars and ranks third in the Big 12 and 10th nationally with 2.5 blocks per game.
- Tugler has recorded seven games with multiple blocks, including each of the last six, entering Saturday's game at Kansas State.

### RECENT NATIONAL STATISTICS RANKINGS through Jan. 7, 2025

National Leader in **Red**  
Top 10 rankings in **Bold**

#### TURNOVER MARGIN

2024-25	+4.9	19th
2023-24	<b>+6.9</b>	<b>1st</b>
2022-23	+3.7	16th
2021-22	+3.1	25th
2020-21	+3.5	19th
2019-20	+0.3	165th
2018-19	+1.2	110th
2017-18	+1.1	99th
2016-17	+3.8	12th
2015-16	+2.0	52nd

#### TURNOVERS PER GAME

2024-25	9.7	17th
2023-24	<b>8.9</b>	<b>7th</b>
2022-23	10.0	14th
2021-22	11.1	49th
2020-21	10.7	16th
2019-20	11.9	70th
2018-19	11.1	34th
2017-18	11.9	92nd
2016-17	<b>9.8</b>	<b>4th</b>
2015-16	10.4	21st

#### KENPOM EFFICIENCY

2024-25	<b>+33.13</b>	<b>3rd</b>
2023-24	<b>+31.17</b>	<b>2nd</b>
2022-23	<b>+27.72</b>	<b>2nd</b>
2021-22	<b>+27.70</b>	<b>2nd</b>
2020-21	<b>+28.75</b>	<b>5th</b>
2019-20	+20.39	14th
2018-19	+24.13	12th
2017-18	+20.24	18th
2016-17	+13.61	52nd

#### KENPOM OFFENSIVE EFFICIENCY

2024-25	129.8	16th
2023-24	118.9	19th
2022-23	118.1	11th
2021-22	<b>116.8</b>	<b>10th</b>
2020-21	<b>118.3</b>	<b>7th</b>
2019-20	112.7	22nd
2018-19	115.3	19th
2017-18	114.6	38th
2016-17	113.5	39th

#### KENPOM DEFENSIVE EFFICIENCY

2024-25	<b>86.6</b>	<b>2nd</b>
2023-24	<b>87.7</b>	<b>2nd</b>
2022-23	<b>90.4</b>	<b>5th</b>
2021-22	<b>89.1</b>	<b>8th</b>
2020-21	<b>89.6</b>	<b>9th</b>
2019-20	92.3	21st
2018-19	91.2	11th
2017-18	94.4	13th
2016-17	99.9	79th



## RETURNING REDSHIRTS

- The Cougars welcome the return of two redshirts in 2023-24.
- Redshirt freshman center **Jacob McFarland** sat out a year ago after competing as a senior at Rancho Verde High School in Moreno Valley, Calif., in 2022-23.
- At 6-foot-11, McFarland is the tallest member of the 2024-25 team.
- Redshirt freshman guard **Kordelius Jefferson** sat out the 2023-23 season following surgery on both wrists during the summer of 2023.
- Jefferson was an award-winning high school star at James Martin High School in Arlington, Texas, in 2022-23.

## HOUSTON in TOYOTA CENTER HISTORY

- With its loss to #11/11 Auburn during the nightcap of the Mattress Firm Battleground 2k24 on Nov. 9, Houston fell to 2-1 in games played inside Toyota Center since that facility opened Oct. 6, 2003.
- This was the second straight season in which the Cougars played in Toyota Center, home of the NBA's Houston Rockets.
- During the 2023-24 season, fourth-ranked Houston enjoyed a 70-66 win over Texas A&M during the nightcap of The Halal Guys Showcase on Dec. 16, 2023.
- In their first game in Toyota Center, the Cougars claimed a 54-52 win over Rice in the Dickies Shootout on Dec. 21, 2013.

## CONFERENCE OPENERS

- With its 60-47 win over Oklahoma State in Stillwater, Okla., on Dec. 30, 2024, Houston improved to 40-25 during its conference opener history.
- The Cougars have won their last 10 conference openers and 17 of their last 18. Only a 73-54 loss at Memphis on Dec. 31, 2014, prevents a longer Houston winning streak.
- Houston has posted a 2-0 record in conference openers in the **Big 12**, a 9-1 mark in the **American Athletic Conference**, a 7-10 record in **Conference USA**, an 11-10 mark in the **Southwest Conference**, an 8-2 record in the **Missouri Valley Conference**, a 1-0 mark in the **Gulf Coast Conference** and a 2-2 record in the **Lone Star Conference**.
- **in Big 12 Conference:** Houston is 2-0 in Big 12 openers after its 60-47 win at Oklahoma State in Stillwater, Okla., on Dec. 30, 2024.
- The Cougars began their Big 12 Conference tenure with an 89-55 win over West Virginia in Fertitta Center on Jan. 6, 2024.
- **in Conference Home Openers:** With its Jan. 4 win over BYU inside Fertitta Center, Houston is 43-22 in conference home openers during its history.
- This includes a 2-0 mark in the **Big 12 Conference**, a 9-1 mark in the **American Athletic Conference**, a 9-8 record in **Conference USA**, a 15-6 mark in the **Southwest Conference**, a 6-4 record in the **Missouri Valley Conference**, a 1-0 mark in the **Gulf Coast Conference** and a 1-3 record in the **Lone Star Conference**.

## MOVING UP

- With Houston's 77-67 win over South Carolina on Dec. 5, 2020, inside the Fertitta Center, **Head Coach Kelvin Sampson** became the second-winningest coach in Houston history.
- Sampson moved past **Pat Foster**, who recorded 142 victories from 1986 to 1993.
- Sampson ranks as Houston's career leader in winning percentage at .770 (275-82 record).

Rk.	Coach	Record	Pct.	Years
1.	Guy V. Lewis	592-279	.680	1956-86
2.	<b>Kelvin Sampson</b>	<b>275-82</b>	<b>.770</b>	<b>2014 -</b>
3.	Pat Foster	142-73	.660	1986-93
4.	Alden Pasche	135-116	.538	1946-56
5.	Tom Penders	121-77	.611	2004-10

- The Cougars have won their last 10 and 14 of their last 15 conference home openers. Only a 79-78 loss in overtime to Tulsa in Hofheinz Pavilion on Jan. 6, 2015, prevents a longer winning streak.
- In its most recent conference home opener, Houston took an 86-55 win over BYU inside Fertitta Center in Houston on Jan. 4.
- **in Conference Road Openers:** With its win at Oklahoma State in Stillwater, Okla., on Dec. 30, 2024, Houston improved to 29-36 in conference road openers during its history.
- This includes a 1-1 mark in the **Big 12 Conference**, an 8-2 mark in the **American Athletic Conference**, a 3-14 record in **Conference USA**, a 10-11 mark in the **Southwest Conference**, a 4-6 record in the **Missouri Valley Conference**, a 1-0 mark in the **Gulf Coast Conference** and a 2-2 record in the **Lone Star Conference**.
- With their Dec. 30, 2024, win at Oklahoma State, the Cougars have won five of their last six conference road openers.

## SEASON OPENER HISTORY

- With its 97-40 win over Jackson State on Nov. 4, inside Fertitta Center, Houston improved to 61-19 in season openers during its history.
- The win against Jackson State was the second-biggest season-opening win in school history, trailing only the 2004-05 team's 131-62 win over Florida Tech inside Hofheinz Pavilion on Nov. 22, 2005.
- The Cougars have won their last 16 and 20 of their last 21 season openers... Only a 65-63 loss to Georgia Southern on the first day of the 2K Sports Classic benefiting Coaches vs. Cancer in Durham, N.C., on Nov. 11, 2008, prevents a longer streak.
- Houston has won handily in recent history, winning its last 16 season openers by an average of 30.4 points per game (487 points in 16 games).
- With its 2024-25 season-opening win, Houston has won nine of its last 10 season openers by 28+ points. Only the 2021-22 season-opening 83-75 overtime win against Hofstra prevents a longer streak.

## KELVIN SAMPSON in SEASON OPENERS

- With Houston's 97-40 win over Jackson State on Nov. 4 inside Fertitta Center, **Head Coach Kelvin Sampson** improved to 33-3 record in season openers during his award-winning career.
- In season openers, Sampson is 11-0 during his Houston tenure... Posted a 2-0 record at Indiana, an 11-1 mark at Oklahoma a 6-1 record at Washington State and a 3-1 mark at Montana Tech.
- With the win over Jackson State, Sampson's teams have won their last 16 season openers and 29 of his last 30... Only a 68-62 loss to Alabama at the AT&T Wireless Classic in New York on Nov. 14, 2002, prevents a longer streak.
- During his career, Sampson's teams have won by an average of 25.6 points per game (846 points in 33 wins).

- In his teams' 33 season-opening wins, only four teams have won by fewer than double digits... His first team at Houston in 2014-15 claimed a 77-74 win at Murray State on Nov. 14, 2014, in his most recent single-digit, season-opening win.

## IN the PRO RANKS

- In addition to the Cougars in the NBA, numerous other Cougars continue to compete in various leagues for teams around the world.
- Guard **Armoni Brooks** (Olimpia Milano) plays in the Lega Basket Serie A.
- Center **Josh Carlton** (Zhejiang Lions) plays in the Chinese Basketball Association.
- Guard **Corey Davis Jr.** (Vanoli Cremona) plays in Lega Basket Serie A.
- Forward **Devin Davis** (Panionios) is playing in the Greek Basketball League.
- Guard **Damyean Dotson** (Aliaga Petkimspor Izmir) is competing in the Turkish Basketball League.
- Guard **Kyler Edwards** (JDA Dijon) plays in the LNB Elite.
- Forward **Justin Gorham** (Derthona Basket) plays in the Lega Basket Serie A.
- Guard **Rob Gray** (Scafati Basket) plays in the Lega Basket Serie A.
- Forward **Brisson Gresham** (AEK Larnaca) plays in the Cypriot OPAP Basket League.
- Center **Chris Harris Jr.** (Frayles de Guasave) plays in the Mexican CIBACOPA.
- Forward **Danrad Knowles** (Azpeitia Juaris Iraurug Saski Baloia) plays in the Spanish Segunda FEB.
- Guard **Wes VanBeek** (Aliaga Petkimspor Izmir) plays in the Turkish BSL.
- Forward **Fabian White Jr.** (Manisa Basket) plays in the Basketbol Super Ligi.

## HOUSTON'S MOST PLAYED OPPONENTS through Jan. 7, 2025

Rk.	G	Opponent	W-L	Pct.	Current Strk	First Game	Last Game
1.	92	SMU	58-34	.630	W3	1955-56	2022-23
2.	87	Texas A&M	55-32	.632	W2	1946-47	2023-24
3.	84	Rice	66-18	.786	W7	1971-72	2023-24
4.	76	<b>TCU</b>	<b>50-26</b>	<b>.658</b>	<b>W2</b>	<b>1955-56</b>	<b>2024-25</b>
5.	66	Texas	34-32	.515	W3	1949-50	2023-24
6.	61	Tulsa	32-29	.525	W4	1950-51	2022-23
7.	59	Memphis	23-36	.390	L1	1956-57	2022-23
8.	58	<b>Texas Tech</b>	<b>31-27</b>	<b>.534</b>	<b>W4</b>	<b>1960-61</b>	<b>2023-24</b>
9.	55	<b>Baylor</b>	<b>39-16</b>	<b>.709</b>	<b>W2</b>	<b>1952-53</b>	<b>2023-24</b>
10.	50	Tulane	32-18	.640	W11	1946-47	2022-23
11.	49	<b>Cincinnati</b>	<b>16-33</b>	<b>.327</b>	<b>W11</b>	<b>1957-58</b>	<b>2023-24</b>

2024-25 opponents in bold

## 2024-25 HONORS

### LJ CRYER

- 1A FAR Academic Excellence Award
- 2024-25 Blue Ribbon College Yearbook Preseason All-America Fourth Team
- 2024-25 Preseason All-Big 12 First Team
- 2024-25 NABC Player of the Year Preseason Watch List
- 2024-25 John R. Wooden Award Preseason Top 50 Watch List
- 2024-25 Jersey Mike's Naismith Trophy Player of the Year Watch List
- 2024-25 Jerry West Shooting Guard of the Year Watch List

### J'WAN ROBERTS

- 2024-25 Blue Ribbon College Yearbook Preseason All-America Third Team
- 2024-25 Preseason All-Big 12 First Team
- 2024-25 John R. Wooden Award Preseason Top 50 Watch List
- 2024-25 Jersey Mike's Naismith Trophy Player of the Year Watch List
- 2024-25 Karl Malone Power Forward of the Year Watch List

## 2024-25 PRESEASON BIG 12 CONFERENCE COACHES POLL

Rk.	School (First-place votes)	Pts.
1.	Kansas (9)	215
2.	Houston (5)	211
3.	Iowa State (1)	194
4.	Baylor	185
5.	Arizona (1)	179
6.	Cincinnati	140
7.	Texas Tech	135
8.	Kansas State	133
9.	BYU	116
10.	TCU	90
11.	UCF	83
12.	Arizona State	64
13.	West Virginia	62
14.	Oklahoma State	46
15.	Colorado	37
16.	Utah	30

### PRESEASON PLAYER of the YEAR

Hunter Dickinson • Center • Kansas

### PRESEASON CO-NEWCOMERS of the YEAR

Jeremy Roach • Guard • Baylor  
Coleman Hawkins • Wing • Kansas State

### FRESHMAN of the YEAR

VJ Edgcombe • Guard • Baylor

### PRESEASON ALL-BIG 12 TEAMS

#### First Team

Pos.	Player	Cl.	School
F	J'Wan Roberts	Gr.	Houston
G	LJ Cryer	Sr.	Houston
C	Hunter Dickinson	Gr.	Kansas
G	Caleb Love	5th	Arizona
G	Tamin Lipsey	Jr.	Iowa State

#### Second Team

Pos.	Player	Cl.	School
F	Norchad Omier	Sr.	Baylor
G	Jeremy Roach	5th	Baylor
G	Keshon Gilbert	Sr.	Iowa State
G	Dajuan Harris	Gr.	Kansas
F	Coleman Hawkins	Sr.	Kansas State

## GAME-by-GAME STARTERS

Opponent	Date	1	2	3	4	5	Record
JACKSON STATE	11/4/24	Uzan	Cryer	Sharp	Roberts	Tugler	1 (1-0)
vs. #11/11 Auburn	11/9/24	Uzan	Cryer	Sharp	Roberts	Francis	1 (0-1)
LOUISIANA	11/13/24	Uzan	Cryer	Sharp	Roberts	Francis	2 (1-1)
rv/- HOFSTRA	11/22/24	Uzan	Cryer	Sharp	Roberts	Francis	3 (2-1)
vs. #9/9 Alabama	11/26/24	Uzan	Cryer	Sharp	Roberts	Francis	4 (2-2)
vs. Notre Dame	11/27/24	Uzan	Cryer	Sharp	Roberts	Francis	5 (3-2)
vs. San Diego State	11/30/24	Uzan	Cryer	Sharp	Roberts	Francis	6 (3-3)
BUTLER	12/7/24	Uzan	Cryer	Sharp	Roberts	Tugler	2 (2-0)
TROY	12/10/24	Uzan	Cryer	Sharp	Roberts	Tugler	3 (3-0)
TOLEDO	12/18/24	Uzan	Cryer	Sharp	Roberts	Tugler	4 (4-0)
TEXAS A&M-CORPUS CHRISTI	12/21/24	Uzan	Cryer	Sharp	Arceneaux	Tugler	1 (1-0)
* at Oklahoma State	12/30/24	Uzan	Cryer	Sharp	Roberts	Tugler	5 (5-0)
* BYU	1/4/25	Uzan	Cryer	Sharp	Roberts	Tugler	6 (6-0)
* TCU	1/6/25	Uzan	Cryer	Sharp	Roberts	Tugler	7 (7-0)
* at Kansas State	1/11/25	---	---	---	---	---	---
* WEST VIRGINIA	1/15/25	---	---	---	---	---	---
* at UCF	1/18/25	---	---	---	---	---	---
* UTAH	1/21/25	---	---	---	---	---	---
* at Kansas	1/25/25	---	---	---	---	---	---
* at West Virginia	1/29/25	---	---	---	---	---	---
* TEXAS TECH	2/1/25	---	---	---	---	---	---
* OKLAHOMA STATE	2/4/25	---	---	---	---	---	---
* at Colorado	2/8/25	---	---	---	---	---	---
* BAYLOR	2/10/25	---	---	---	---	---	---
* at Arizona	2/15/25	---	---	---	---	---	---
* at Arizona State	2/18/25	---	---	---	---	---	---
* IOWA STATE	2/22/25	---	---	---	---	---	---
* at Texas Tech	2/24/25	---	---	---	---	---	---
* CINCINNATI	3/1/25	---	---	---	---	---	---
* KANSAS	3/3/25	---	---	---	---	---	---
* at Baylor	3/8/25	---	---	---	---	---	---
vs. TBA	TBA	---	---	---	---	---	---

## TEAM GAME-by-GAME SPECIALTY STATISTICS

Opponent	Date	Points Off Turnovers		2nd Chance Points		Points in the Paint		Fastbreak Points		Bench Points	
		UH	Opp.	UH	Opp.	UH	Opp.	UH	Opp.	UH	Opp.
JACKSON STATE	11/4/24	35	4	13	2	42	14	15	0	47	7
vs. #11/11 Auburn	11/9/24	16	10	16	9	28	36	10	14	17	39
LOUISIANA	11/13/24	27	3	17	5	34	12	15	2	39	21
rv/- HOFSTRA	11/22/24	17	5	13	6	26	14	7	0	44	10
vs. #9/9 Alabama	11/26/24	18	10	13	15	26	22	5	3	18	31
vs. Notre Dame	11/27/24	11	4	13	7	24	22	0	0	19	0
vs. San Diego State	11/30/24	7	12	12	15	18	26	0	7	7	16
BUTLER	12/7/24	14	11	12	11	28	6	6	2	22	15
TROY	12/10/24	16	12	10	14	16	20	5	5	16	12
TOLEDO	12/18/24	8	10	24	3	46	16	14	3	36	17
TEXAS A&M-CORPUS CHRISTI	12/21/24	27	8	15	12	20	20	18	2	22	17
* at Oklahoma State	12/30/24	16	7	7	10	28	20	14	9	4	28
* BYU	1/4/25	24	5	18	7	24	18	13	4	41	24
* TCU	1/6/25	16	9	7	8	26	26	13	5	17	2
* at Kansas State	1/11/25	---	---	---	---	---	---	---	---	---	---
* WEST VIRGINIA	1/15/25	---	---	---	---	---	---	---	---	---	---
* at UCF	1/18/25	---	---	---	---	---	---	---	---	---	---
* UTAH	1/21/25	---	---	---	---	---	---	---	---	---	---
* at Kansas	1/25/25	---	---	---	---	---	---	---	---	---	---
* at West Virginia	1/29/25	---	---	---	---	---	---	---	---	---	---
* TEXAS TECH	2/1/25	---	---	---	---	---	---	---	---	---	---
* OKLAHOMA STATE	2/4/25	---	---	---	---	---	---	---	---	---	---
* at Colorado	2/8/25	---	---	---	---	---	---	---	---	---	---
* BAYLOR	2/10/25	---	---	---	---	---	---	---	---	---	---
* at Arizona	2/15/25	---	---	---	---	---	---	---	---	---	---
* at Arizona State	2/18/25	---	---	---	---	---	---	---	---	---	---
* IOWA STATE	2/22/25	---	---	---	---	---	---	---	---	---	---
* at Texas Tech	2/24/25	---	---	---	---	---	---	---	---	---	---
* CINCINNATI	3/1/25	---	---	---	---	---	---	---	---	---	---
* KANSAS	3/3/25	---	---	---	---	---	---	---	---	---	---
* at Baylor	3/8/25	---	---	---	---	---	---	---	---	---	---
vs. TBA	TBA	---	---	---	---	---	---	---	---	---	---
Totals		252	110	190	124	386	272	135	56	349	239
Averages		18.0	7.9	13.6	8.9	27.6	19.4	9.6	4.0	24.9	17.1
Big 12 Games Only Totals		56	21	32	25	78	64	40	18	62	54
Big 12 Games Only Averages		18.7	7.0	10.7	8.3	26.0	21.3	13.3	6.0	20.7	18.0



## RECORDS WATCH

### TEAM • MISCELLANEOUS

#### CONSECUTIVE WINNING SEASONS

Rk.	No.	Seasons
1.	20	1959-60 through 1978-79
2.	9	2015-16 – present
3.	7	1986-87 through 1992-93
4.	6	2004-05 through 2009-10
5.	5	1980-81 through 1984-85
t6.	2	1954-55 through 1955-56
	2	1946 through 1946-47

#### CONSECUTIVE NON-LOSING SEASONS

Rk.	No.	Seasons
1.	34	1959-60 through 1992-93
2.	9	2015-16 through present
3.	6	2004-05 through 2009-10
4.	5	1946 through 1949-50
5.	3	2011-12 through 2013-14
6.	2	1954-55 through 1955-56

#### CONSECUTIVE 20-WIN SEASONS

Rk.	No.	Seasons
1.	9	2015-16 through present
t2.	4	1980-81 through 1983-84
	4	1969-70 through 1972-73
4.	3	1965-66 through 1967-68
t5.	2	2007-08 through 2008-09
	2	1991-92 through 1992-93
	2	1976-77 through 1977-78

#### VICTORIES – 4-YEAR PERIOD

Rk.	No.	Seasons
1.	125	2020-21 through 2023-24
2.	116	2019-20 through 2022-23
	116	2018-19 through 2021-22
4.	111	2017-18 through 2020-21
5.	109	1980-81 through 1983-84
6	108	2021-22 through present
t7.	104	2016-17 through 2019-20
	104	1981-82 through 1984-85
t9.	103	2015-16 through 2018-19
10.	100	1964-65 through 1967-68
11.	99	1966-67 through 1969-70

#### VICTORIES – 3-YEAR PERIOD

Rk.	No.	Seasons
1.	97	2021-22 through 2023-24
2.	93	2020-21 through 2022-23
3.	88	1981-82 through 1983-84
4	84	2018-19 through 2020-21
t5.	83	2019-20 through 2021-22
	83	2017-18 through 2019-20
t7.	81	2016-17 through 2018-19
	81	1965-66 through 1967-68
9.	79	1982-83 through 1984-85
10.	77	1980-81 through 1982-83
*	76	2022-23 through present

#### WINNINGEST 4-YEAR CLASSES

Rk.	Wins	Years (Records)	Four-Year Lettermen in Senior Class
1.	125	20-21 (28-4), 21-22 (32-6), 22-23 (33-4), 23-24 (32-5)	Ryan Elvin, J'Wan Roberts, Jamal Shead
t2.	116	18-19 (33-4), 19-20 (23-8), 20-21 (28-4), 21-22 (32-6)	Fabian White Jr.
	116	19-20 (23-8), 20-21 (28-4), 21-22 (32-6), 22-23 (33-4)	Marcus Sasser
4.	111	17-18 (27-8), 18-19 (33-4), 19-20 (23-8), 20-21 (28-4)	---
5.	109	80-81 (21-9), 81-82 (25-8), 82-83 (31-3), 83-84 (32-5)	Michael Young
6.	108	21-22 (32-6), 22-23 (33-4), 23-24 (32-5), 24-25 (11-3)	J'Wan Roberts, Ramon Walker Jr.
t7.	104	16-17 (21-11), 17-18 (27-8), 18-19 (33-4), 19-20 (23-8)	---
t7.	104	81-82 (25-8), 82-83 (31-3), 83-84 (32-5), 84-85 (16-14)	Eric Dickens, Reid Gettys
9.	103	15-16 (22-10), 16-17 (21-11), 17-18 (27-8), 18-19 (33-4)	Galen Robinson Jr.
10.	100	64-65 (19-10), 65-66 (23-6), 66-67 (27-4), 67-68 (31-2)	Don Chaney, Elvin Hayes
11.	99	66-67 (27-4), 67-68 (31-2), 68-69 (16-10), 69-70 (25-5)	Melvin Bell, Tom Gribben
12.	97	65-66 (23-6), 66-67 (27-4), 67-68 (31-2), 68-69 (16-10)	Niemer Hamood, Theodis Lee, Ken Spain
13.	94	67-68 (31-2), 68-69 (16-10), 69-70 (25-5), 70-71 (22-7)	---
14.	93	82-83 (31-3), 83-84 (32-5), 84-85 (16-14), 85-86 (14-14)	Alvin Franklin, Renaldo Thomas
15.	91	79-80 (14-14), 80-81 (21-9), 81-82 (25-8), 82-83 (31-3)	David Bunce, Larry Micheaux
16.	90	69-70 (25-5), 70-71 (22-7), 71-72 (20-7), 72-73 (23-4)	Clay Hoster, Steve Newsome, Doug Worrell
17.	89	89-90 (25-8), 90-91 (18-11), 91-92 (25-6), 92-93 (21-9)	Darrell Grayson
t18.	87	75-76 (17-11), 76-77 (29-8), 77-78 (25-8), 78-79 (16-15)	Ken Ciolli, George Walker
	87	74-75, 75-76 (17-11), 76-77 (29-8), 77-78 (25-8)	Cecil Rose, Charles Thompson
t20.	85	88-89 (17-14), 89-90 (25-8), 90-91 (18-11), 91-92 (25-6)	Derrick Daniels, Roger Fernandes, Craig Upchurch
	85	63-64 (16-10), 64-65 (19-10), 65-66 (23-6), 66-67 (27-4)	Gary Grider, Leary Lentz

**Bold** – Played 4+ seasons at Houston | (3+ years for those who played before freshmen eligibility)

#### VICTORIES – 2-YEAR PERIOD

Rk.	No.	Seasons
t1.	65	2022-23 through 2023-24
t1.	65	2021-22 through 2022-23
3.	63	1983-83 through 1983-84
4.	61	2020-21 through 2021-22
t4.	60	2017-18 through 2018-19
6.	58	1966-67 through 1967-68
7.	56	2018-19 through 2019-20
	56	1981-82 through 1982-83
9.	54	1976-77 through 1977-78
10.	51	2019-20 through 2020-21
	43	2023-24 through present

## RECORDS WATCH

### INDIVIDUAL • CAREER

#### WINS

Rk.	No.	Player	Record	Years
1.	127	<b>J'Wan Roberts</b>	<b>127-22</b>	<b>2019 –</b>
2.	121	Fabian White Jr.	121-28	2017-22
3.	120	Jamal Shead	120-18	2020-24
4.	109	Michael Young	109-25	1980-84
5.	103	Galen Robinson Jr.	103-33	2015-19
6.	95	Reid Gettys	95-25	1981-85
t7.	90	Reggie Chaney	90-14	2020-23
		Marcus Sasser	90-17	2019-23
		Alvin Franklin	90-35	1982-86
10.	89	Larry Micheaux	89-34	1979-83

#### CONFERENCE WINS

Rk.	No.	Player	Record	Years
1.	63	<b>J'Wan Roberts (American/Big 12)</b>	<b>63-10</b>	<b>2019 –</b>
2.	61	Fabian White Jr. (American)	61-15	2017-22
3.	59	Jamal Shead (American/Big 12)	59-9	2020-24
4.	54	Galen Robinson Jr. (American)	54-18	2015-19
5.	52	Michael Young (SWC)	52-12	1980-84
6.	47	Alvin Franklin (SWC)	47-17	1982-86
t7.	45	Reggie Chaney (AAC)	45-7	2020-23
		Larry Micheaux (SWC)	45-19	1979-83
t9.	44	Marcus Sasser (American)	44-9	2019-23
		Reid Gettys (SWC)	44-16	1981-85

#### FERTITTA CENTER WINS

Rk.	No.	Player	Record	Years
1.	70	<b>J'Wan Roberts</b>	<b>70-3</b>	<b>2019 –</b>
2.	62	Jamal Shead	62-3	2020-24
3.	50	<b>Ja'Vier Francis</b>	<b>50-2</b>	<b>2021 –</b>
t4.	49	Marcus Sasser	49-4	2019-23
		Fabian White Jr.	49-4	2017-22
6.	45	Reggie Chaney	45-3	2020-23
7.	43	Brisen Gresham	43-3	2018-21
8.	41	<b>Emanuel Sharp</b>	<b>41-1</b>	<b>2021 –</b>
t9.	40	DeJon Jarreau	40-3	2018-21
		Ryan Elvin	40-0	2020-24
11.	36	<b>Ramon Walker Jr.</b>	<b>36-2</b>	<b>2021 –</b>
12.	34	Tramon Mark	34-2	2020-23
**	30	<b>Terrance Arceneaux</b>	<b>30-2</b>	<b>2022 –</b>

#### POINTS

Rk.	No.	Player	G	Years
1.	2,884	Elvin Hayes	93	1965-68
2.	2,832	Otis Birdsong	116	1973-77
3.	2,043	Michael Young	134	1980-84
4.	1,880	Craig Upchurch	126	1987-92
5.	1,838	Rob Williams	88	1979-82
6.	1,765	Louis Dunbar	79	1972-75
7.	1,741	Dwight Davis	84	1969-72
8.	1,710	Rob Gray	91	2015-18
9.	1,684	Alvin Franklin	125	1982-86
10.	1,662	Greg Anderson	123	1983-87
11.	1,548	Rickie Winslow	123	1983-87
12.	1,516	Aubrey Coleman	67	2008-10
13.	1,476	Kenneth Williams	126	1976-80
14.	1,465	Kelvin Lewis	100	2007-10
15.	1,458	Marcus Sasser	107	2019-23
16.	1,452	Gary Phillips	79	1958-61
17.	1,435	Robert McKiver	67	2006-08
18.	1,407	Andre Owens	87	2002-05
19.	1,388	TaShawn Thomas	96	2011-14
20.	1,383	Clyde Drexler	96	1980-83
21.	1,381	Charles Thompson	118	1974-78
22.	1,333	Jamal Shead	138	2020 –
23.	1,332	Hakeem Olajuwon	100	1981-84
24.	1,322	Larry Micheaux	123	1979-83
25.	1,298	Tim Moore	70	1993-96
26.	1,250	Lanny Smith	122	2003-08
27.	1,244	Cecil Rose	114	1974-78
28.	1,237	Joe Hamood	84	1963-66
29.	1,234	Fabian White Jr.	149	2017-22
30.	1,231	Ollie Taylor	56	1968-70
31.	1,195	Ted Luckenbill	72	1958-61
32.	1,162	Don Boldebuck	51	1954-56
33.	1,139	Don Schverak	85	1960-64
34.	1,135	Galen Robinson	96	1994-98
35.	1,133	Don Chaney	90	1965-68
36.	1,132	George Williams	90	1999-02
37.	1,131	Kenny Younger	87	1997-00
38.	1,114	Gee Gervin	58	1998-00
39.	1,107	George Walker	129	1975-79
40.	1,088	Steve Newsome	83	1970-73
41.	1,087	Derrick Daniels	124	1988-92
42.	1,086	Corey Davis Jr.	72	2017-19
43.	1,077	Jherrod Stiggers	97	2011-15
44.	1,073	Lyle Harger	76	1960-63
45.	1,057	Richard Hollis	62	1987-89
46.	1,051	Byron Smith	62	1989-91
47.	1,050	David Marrs	102	1972-76
48.	1,041	Damon Jones	81	1994-97
49.	1,026	Lloyd Hendrix	89	1947-51
50.	1,025	Ken Spain	90	1966-69
51.	1,001	Damyean Dotson	64	2015-17
**	997	<b>J'Wan Roberts</b>	<b>149</b>	<b>2020 –</b>

#### 1,000-POINT COLLEGIATE CAREERS

**	1,561	<b>LJ Cryer (career)</b>	121	2020 –
**	990	<b>Mylik Wilson (career)</b>	137	2019 –
**	773	<b>LJ Cryer (at Houston)</b>	52	2023 –

#### FASTEST to 1,000 Points

Rk.	G	Player	Years
1.	37	Elvin Hayes	1965-68
2.	43	Don Boldebuck	1954-56
t3.	47	Louis Dunbar	1972-75
		Ollie Taylor	1968-70
5.	45	Aubrey Coleman	2008-10
6.	50	Rob Williams	1979-82
7.	51	Gee Gervin	1998-00
t8.	52	Robert McKiver	2006-08
		Otis Birdsong	1973-77
10.	53	Dwight Davis	1969-72
11.	54	Tim Moore	1993-96
t12.	55	Rob Gray	2015-18
		Gary Phillips	1958-61
t14.	59	Byron Smith	1989-91
		Richard Hollis	1987-89
16.	62	Ted Luckenbill	1958-61
17.	64	Damyean Dotson	2015-17
18.	65	Andre Owens	2002-05
19.	68	Craig Upchurch	1987-92
20.	69	Corey Davis Jr.	2017-19
t21.	70	TaShawn Thomas	2011-14
		Kelvin Lewis	2007-10
23.	71	Clyde Drexler	1980-83
t24.	73	Joe Hamood	1963-66
		Lyle Harger	1960-63
t26.	75	George Williams	1999-02
		Kenny Younger	1997-00
		Donnie Schverak	1960-64
29.	76	Steve Newsome	1970-73
30.	* 77	<i>Lloyd Hendrix</i>	<i>1947-51</i>
31.	78	Damon Jones	1994-97
32.	79	Michael Young	1980-84
33.	80	Marcus Sasser	2019-23
t34.	81	Hakeem Olajuwon	1981-84
		Don Chaney	1965-68
36.	83	Rickie Winslow	1983-87
37.	85	Lanny Smith	2003-08
t38.	87	Galen Robinson	1994-98
		Greg Anderson	1983-87
t40.	89	Alvin Franklin	1982-86
		Ken Spain	1966-69
42.	92	Jherrod Stiggers	2013-15
43.	94	Charles Thompson	1974-78
44.	95	Kenneth Williams	1976-80
45.	98	Larry Micheaux	1979-83
46.	99	Cecil Rose	1974-78
47.	100	David Marrs	1972-76
t48.	116	Jamal Shead	2020-24
		Derrick Daniels	1988-92
50.	123	George Walker	1975-79
51.	132	Fabian White Jr.	2017-22

\* – Game-by-game records from 1947-55 are incomplete.

*Hendrix' game total is estimated based on scoring average from the 1950-51 season. Exact number is unknown.*



## RECORDS WATCH

### REBOUNDS

Rk.	No.	Player	G	Years
1.	1,602	Elvin Hayes	93	1965-68
2.	1,067	Hakeem Olajuwon	100	1981-84
3.	1,045	Greg Anderson	123	1983-87
4.	969	Rickie Winslow	124	1983-87
5.	961	Dwight Davis	84	1969-72
6.	948	Clyde Drexler	96	1980-83
7.	900	J'Wan Roberts	149	2019 –
8.	863	Don Boldebuck	51	1954-55
9.	859	Ken Spain	90	1966-69
10.	833	TaShawn Thomas	96	2011-14
11.	797	Craig Upchurch	126	1987-92
12.	795	Michael Young	134	1980-84
13.	787	Larry Michaux	123	1979-83
14.	777	Charles Thompson	118	1974-78
15.	766	Lyle Harger	76	1960-63
16.	765	Maurice Presley	79	1972-75
17.	755	Steve Newsome	83	1970-73
18.	739	Dwight Jones	54	1971-73
19.	735	Leary Lentz	89	1964-67
20.	704	Fabian White Jr.	149	2017-22
21.	703	Tim Moore	49	1993-96

### GAMES PLAYED

Rk.	No.	Player	Years
t1.	149	J'Wan Roberts	2019 –
t1.	149	Fabian White Jr.	2017-22
3.	138	Jamal Shead	2020-24
4.	136	Galen Robinson Jr.	2015-19
5.	134	Michael Young	1980-84
t6.	129	Ken Ciolli	1975-79
		George Walker	1975-79
t8.	126	Danrad Knowles	2013-17
		Craig Upchurch	1987-92
		Kenneth Williams	1976-80
11.	125	Alvin Franklin	1982-86
t12.	124	Derrick Daniels	1988-92
		Rickie Winslow	1983-87
t14.	123	Greg Anderson	1983-87
		Larry Michaux	1979-83
t16.	122	Zamal Nixon	2007-11
		Lanny Smith	2003-08
18.	120	Reid Gettys	1981-85
19.	119	Marcus Oliver	1999-04
20.	118	Charles Thompson	1974-78

### GAMES STARTED

Rk.	No.	Player	Years
1.	129	Michael Young	1980-84
2.	126	Craig Upchurch	1987-92
3.	124	Derrick Daniels	1988-92
4.	123	Rickie Winslow	1983-87
5.	119	Galen Robinson Jr.	2015-19
6.	113	Lanny Smith	2003-08
7.	112	Alvin Franklin	1982-86
t8.	108	Jamal Shead	2020-24
t8.	107	Larry Michaux	1979-83
10.	96	TaShawn Thomas	2011-14
11.	95	Clyde Drexler	1980-83
12.	94	Greg Anderson	1983-87
13.	93	Marcus Sasser	2019-23
14.	91	Kelvin Lewis	2007-10
15.	90	Fabian White Jr.	2017-22
16.	88	George Williams	1999-02
17.	87	Kenny Younger	1997-00
t18.	86	J'Wan Roberts	2019 –
t18.	86	Rob Williams	1979-82
20.	85	Andre Owens	2002-05
21.	82	Jack Foster	1953-56

### MINUTES PLAYED

Rk.	No.	Player	G	Years
1.	4,498	Michael Young	134	1980-84
2.	4,087	Rickie Winslow	124	1983-87
3.	4,065	Derrick Daniels	124	1988-92
4.	4,062	Otis Birdsong	116	1973-77
5.	3,916	Craig Upchurch	126	1987-92
6.	3,830	Alvin Franklin	125	1982-86
7.	3,788	Jamal Shead	138	2020-24
8.	3,773	Galen Robinson Jr.	136	2015-19
9.	3,535	Lanny Smith	122	2003-08
10.	3,457	Greg Anderson	123	1983-87
11.	3,418	Larry Michaux	123	1979-83
12.	3,335	Elvin Hayes	93	1965-68
13.	3,299	Kelvin Lewis	100	2007-10
14.	3,255	Clyde Drexler	96	1980-83
15.	3,175	J'Wan Roberts	149	2019 –
16.	3,161	Fabian White Jr.	149	2017-22
17.	3,132	Marcus Sasser	107	2019-23
18.	3,129	Rob Williams	88	1979-82
19.	3,115	Andre Owens	87	2002-05
20.	3,039	George Williams	90	1999-02
21.	3,036	Dwight Davis	84	1969-72

### 3-POINT FIELD GOALS

Rk.	No.	Player	G	Years
1.	276	Marcus Sasser	107	2019-23
2.	261	Robert McKiver	67	2007-08
3.	251	Kelvin Lewis	65	2007-10
4.	243	Jherrod Stiggers	97	2011-15
5.	229	Armoni Brooks	100	2016-19
6.	227	Andre Owens	87	2002-04
7.	214	Corey Davis Jr.	72	2017-19
8.	183	Lanny Smith	122	2003-08
9.	182	Damon Jones	81	1994-97
10.	172	Rob Gray	92	2015-18
11.	170	Damyeon Dotson	64	2015-17
12.	168	Derrick Daniels	124	1988-92
13.	163	Emanuel Sharp	84	2021 –
14.	161	Oliver Lafayette	64	2005-07
15.	152	LJ Cryer	51	2023 –
16.	145	Jessie Drain	115	1991-95
17.	142	Quentin Grimes	60	2019-21

### 3-POINT FIELD GOALS ATTEMPTS

Rk.	No.	Player	G	Years
1.	748	Marcus Sasser	107	2019-23
2.	719	Robert McKiver	67	2007-08
3.	679	Jherrod Stiggers	97	2011-15
4.	675	Andre Owens	87	2002-05
5.	658	Kelvin Lewis	65	2007-10
6.	577	Armoni Brooks	100	2016-19
7.	536	Corey Davis Jr.	72	2017-19
8.	530	Lanny Smith	122	2003-08
9.	521	Damon Jones	81	1994-97
10.	500	Oliver Lafayette	64	2005-07
11.	475	Rob Gray	91	2015-18
12.	439	Derrick Daniels	124	1988-92
13.	425	Emanuel Sharp	84	2021 –
14.	413	Damyeon Dotson	64	2015-17
15.	411	Jessie Drain	115	1991-95
16.	386	LJ Cryer	51	2023 –
17.	377	Quentin Grimes	60	2019-21

### 3-POINT FIELD GOAL PERCENTAGE (min. 85 made)

Rk.	Pct.	Player	FGM-A	Years
1.	.431	Wes VanBeek	103-239	2014-18
2.	.423	Byron Smith	137-324	1989-91
3.	.412	Damyeon Dotson	170-413	2015-17
4.	.402	Joseph Young	121-301	2010-13
5.	.400	Adam Brown	96-240	2009-11
6.	.399	Corey Davis Jr.	214-356	2017-19
7.	.397	Armoni Brooks	229-577	2016-19

8.	.3937	LJ Cryer	152-386	2023 –
9.	.3935	Dominic Smith	85-216	2000-02
10.	.3917	Darian Thibodeaux	94-240	2010-12
11.	.390	Horace Chaney	139-356	1987-89
12.	.3839	Dion Dowell	124-323	2006-08
13.	.3835	Emanuel Sharp	163-425	2021 –
14.	.3827	Derrick Daniels	168-439	1988-92
15.	.381	Kelvin Lewis	251-658	2007-10
16.	.3786	Gee Gervin	117-309	1998-00
17.	.3767	Quentin Grimes	142-377	2019-21

### 3-POINT FIELD GOALS per GAME (min. 85 made)

Rk.	No.	Player	3FG	G	Years
1.	3.896	Robert McKiver	261	67	2006-08
2.	2.980	LJ Cryer	152	51	2023 –
3.	2.972	Corey Davis Jr.	214	72	2017-19
4.	2.656	Damyeon Dotson	170	64	2015-17
5.	2.609	Andre Owens	226	87	2002-05
6.	2.58	Marcus Sasser	276	107	2019-23
7.	2.516	Oliver Lafayette	161	64	2005-07
8.	2.51	Kelvin Lewis	251	100	2007-10
9.	2.505	Jherrod Stiggers	243	91	2011-15
10.	2.37	Quentin Grimes	142	60	2019-21
11.	2.29	Armoni Brooks	229	100	2016-19
12.	2.289	Marcus Sasser	135	59	2019-23
13.	2.279	Horace Chaney	139	61	1987-89
14.	2.247	Damon Jones	182	81	1994-97
15.	2.210	Byron Smith	137	62	1989-91
16.	2.032	Dion Dowell	124	61	2006-08
**	1.940	Emanuel Sharp	163	84	2021 –

### CONSECUTIVE GAMES with 3-POINT FGM

Rk.	No.	Player	Dates
t1.	32	Quentin Grimes	3/5/20 – 4/4/21
		Damyeon Dotson	11/11/16 – 3/16/17
3.	29	Corey Davis Jr.	11/25/17 – 3/15/18
4.	28	Robert McKiver	11/26/07 – 3/27/08
t5.	26	Corey Davis Jr.	12/23/18 – 3/30/19
		Jherrod Stiggers	2/5/14 – 1/15/15
		Kelvin Lewis	3/7/09 – 2/6/10
8.	25	Robert McKiver	11/13/06 – 2/19/0
9.	24	Armoni Brooks	3/17/18 – 2/10/19
10.	23	Richard Hollis	1/9 – 11/30/88
**	4	LJ Cryer	12/21/24 – present
**	2	Emanuel Sharp	1/4/25 – present

### BLOCKED SHOTS

Rk.	No.	Player	G	Years
1.	454	Hakeem Olajuwon	100	1980-84
2.	231	Dwight Davis	84	1969-72
3.	227	Greg Anderson	123	1983-87
4.	211	Bo Outlaw	61	1991-93
5.	209	TaShawn Thomas	96	2011-14
6.	160	Anwar Ferguson	55	2002-04
7.	155	Dwight Jones	54	1969-71
8.	137	Danrad Knowles	126	2013-17
9.	135	Maurice Pressley	79	1972-75
10.	133	Tim Moore	70	1993-96
11.	132	Larry Michaux	123	1979-83
12.	131	Brisson Gresham	99	2018-21
13.	130	Fabian White Jr.	149	2017-22
14.	122	J'Wan Roberts	149	2019 –
15.	107	George Williams	90	1999-02
16.	102	Rickie Winslow	124	1983-87
17.	100	David Marrs	102	1972-76

## RECORDS WATCH

### INDIVIDUAL • SEASON

#### 3-POINT FIELD GOALS MADE

Rk.	No.	Player	G	Years
1.	145	Robert McKiver	33	2007-08
2.	121	Armoni Brooks	37	2018-19
3.	116	Robert McKiver	33	2006-07
4.	112	<b>LJ Cryer</b>	37	2023-24
5.	111	Corey Davis Jr	37	2018-19
6.	108	Damyean Dotson	32	2016-17
7.	103	Corey Davis Jr.	35	2017-18
8.	102	Kelvin Lewis	35	2009-10
9.	100	Quentin Grimes	30	2020-21
		Andre Owens	32	2004-05

#### 3-POINT FIELD GOALS per GAME (min. 70 made)

Rk.	No.	Player	3FG	G	Years
1.	4.3	Robert McKiver	145	34	2007-08
2.	3.5	Robert McKiver	116	33	2006-07
3.	3.38	Damyean Dotson	108	32	2016-17
4.	3.33	Quentin Grimes	100	30	2020-21
5.	3.27	Armoni Brooks	121	37	2018-19
6.	3.13	Andre Owens	100	32	2004-05
7.	3.097	Jherrod Stiggers	96	31	2014-15
8.	3.03	<b>LJ Cryer</b>	112	37	2023-24
9.	3.0	Corey Davis Jr.	111	37	2018-19
10.	2.94	Corey Davis Jr.	103	35	2017-18
11.	2.91	Kelvin Lewis	102	35	2009-10
12.	2.82	Kelvin Lewis	93	33	2008-09

#### 100 3-POINT FIELD GOAL SEASONS

2

Robert McKiver	2007-08 (145); 2006-07 (116)
Corey Davis Jr.	2018-19 (111); 2017-18 (103)

1

<b>LJ Cryer</b>	2024-25 (40); 2023-24 (112)
Quentin Grimes	2020-21 (100)
Armoni Brooks	2018-19 (121)
Damyean Dotson	2016-17 (108)
Kelvin Lewis	2009-10 (102)
Andre Owens	2004-05 (100)

#### 3-POINT FIELD GOALS ATTEMPTS

Rk.	No.	Player	G	Years
1.	376	Robert McKiver	34	2007-08
2.	343	Robert McKiver	33	2006-07
3.	310	Armoni Brooks	37	2018-19
4.	296	Corey Davis Jr.	37	2018-19
5.	294	Kyler Edwards	37	2021-22
6.	289	<b>LJ Cryer</b>	36	2023-24
7.	280	Jherrod Stiggers	31	2014-15
		Andre Owens	32	2004-05
9.	270	Oliver Lafayette	31	2005-06
10.	257	Kelvin Lewis	35	2009-10
11.	252	Kelvin Lewis	33	2008-09
12.	250	Marcus Sasser	36	2022-23
13.	248	Quentin Grimes	30	2020-21
14.	244	Damyean Dotson	33	2016-17
15.	240	Corey Davis Jr.	35	2017-19

### TEAM • SEASON

#### 3-POINT FIELD GOAL PERCENTAGE

1.	.425	150-353	1989-90
2.	<b>.414</b>	<b>128-309</b>	<b>2024-25</b>
3.	.395	94-238	1986-87
4.	.394	268-281	2016-17
5.	.389	176-452	2010-11
6.	.387	297-768	2017-18
7.	.383	149-389	2001-02
8.	.383	162-423	1987-88
9.	.372	140-376	1996-97
10.	.367	212-578	2013-14
11.	.364	209-574	1990-91

#### FREE THROW PERCENTAGE

1.	.770	552-717	2007-08
2.	<b>.74779</b>	<b>169-226</b>	<b>2024-25</b>
3.	.74635	562-753	2008-09
4.	.744	582-782	1965-66
5.	.733	466-636	2022-23
6.	.730	449-615	2019-20
7.	.723	536-741	1957-58
8.	.718	484-674	2017-18
9.	.717	390-544	2016-17
10.	.716	638-891	1969-70
11.	.715	457-639	2006-07



## WELCOME to the HOUSTON COUGARS, JACE ABARCA



• **Jace Abarca** returns for his third season with the University of Houston Men's Basketball program as Head Ball Kid in 2024-25.

• Jace joined the Cougars in a special ceremony inside the Guy V. Lewis Development Facility prior to the 2022-23 season on Oct. 4, 2022.

• Sitting beside his parents, Yaneth and James, and with his two brothers, Jace signed his Cougars Letter of Intent in front of his new teammates, coaches and the University of Houston band and cheer members and media members.

• As part of his signing, Jace serves as the Head Ball Kid at all Houston home Men's Basketball games inside the Fertitta Center.

• Jace joined the Cougars as part of a partnership with Team IMPACT. He lives with lupus and kidney disorders. Lupus is an inflammatory disease in which the body's immune systems attacks its own tissues and organs.

• Jace loves to read and play video games, like Roblox and Fortnite. He also enjoys science, engineering and geography. Jace is a big fan of the TV show Chicago Med and loves to talk about medical things.

• Nine-year-old **Nicholas Hickey** was Houston Men's Basketball's first Team IMPACT signee in October 2017. Nicholas battled epilepsy, apraxia of speech and autism.



• Houston Athletics has worked with Team IMPACT for the past 2+ years, matching children across its Men's Basketball, Football, Soccer and Swimming and Diving programs.

### HOUSTON ATHLETICS & TEAM IMPACT

<b>2022</b>	<b>Jace Abarca</b>	<b>Men's Basketball</b>
	Emilia	Swimming and Diving
	Bella	Soccer
<b>2021</b>	<b>Vinny Robins</b>	<b>Football</b>
<b>2017</b>	<b>Nicholas Hickey</b>	<b>Men's Basketball</b>
	Zamya Sumling	Volleyball
<b>2014</b>	<b>Maycie Gonzalez</b>	<b>Track &amp; Field</b>





The University of Houston Men's and Women's Basketball programs began play in a new game arena during the 2018-19 season when the Fertitta Center officially opened with a 65-61 win over No. 18/21 Oregon on Dec. 1, 2018, in front of a sellout crowd of 7,039.

With the completion of the 2016-17 season, Hofheinz Pavilion underwent a \$60 million renovation. The renovation was made possible through a generous \$20 million donation from University of System Board of Regents Chairman Tilman J. Fertitta and his family in late August 2016.

The facility features a premium club area and a courtside club. The reconfigured bowl moved mid-court seating locations closer to game action with floor-level seating opposite the team benches for UH students. Renovations included a new audio system, sports lighting and video boards as well as new concession stands and expanded restrooms. The facility's exterior also was refreshed.

Prominent to the center's exterior, the renovation will preserve the legacy of the Hofheinz family and its contributions to both UH and the city of Houston.


## QUICK FACTS

<b>Name:</b>	Fertitta Center
<b>Location:</b>	3422 Cullen Blvd. Corner of Cullen Boulevard and Holman Street on the UH campus
<b>Capacity:</b>	7,035
<b>All-Time Record:</b>	102-6 (.944)
<b>All-Time Attendance:</b>	684,820 (6,341 avg.)
<b>First Game:</b>	vs. #18/21 Oregon (Dec. 1, 2018)
<b>First Win:</b>	W, 65-61, vs. #18/21 Oregon (Dec. 1, 2018)
<b>Current Streak:</b>	31 wins (Jan. 28, 2023 – present)
<b>Long Winning Streak:</b>	37 games (Dec. 19, 2019 – Feb. 12, 2022)
<b>Long Losing Streak:</b>	1 (Jan. 22, 2023; Dec. 10, 2022; Feb. 12, 2022; Dec. 15, 2019; Nov. 15, 2019; March 2, 2019)
<b>Renovation Cost:</b>	\$60 million
<b>Historic Donation:</b>	\$20 million from UH System Board of Regents Chairman Tilman J. Fertitta and his family
<b>Arena Amenities</b>	Premium club area and courtside club Reconfigured bowl with mid-court seating closer to game action Floor-level seating opposite team benches for UH students New audio system, sports lighting and video boards New concession stands and expanded restrooms
<b>Architects:</b>	PGAL and AECOM
<b>Project Manager:</b>	Turner Construction

In December 2019, a statue of former Harris County Judge Roy Hofheinz was dedicated with members of his family outside the Fertitta Center Club lower entrance off Holman Street. Fans can learn more about Hofheinz and his contributions to the University, city and state at the Roy Hofheinz Wall, located on the concourse near Section 107.

The University of Houston will request that city officials rename a portion of Holman Street in front of the arena after the Hofheinz family. In addition, Roy Hofheinz's records will be permanently archived and publicly accessible as a special collection in the UH library, and the Alumni Center will house an area describing the lives and public service of Roy and Irene Hofheinz.

"This gift is personal. It represents a commitment from my family and me to support the University of Houston in its quest to strengthen our nationally competitive institution both in academics and athletics," Fertitta said. "Upgrading our athletics facilities shows we are serious about competing at the highest levels of collegiate sports for many years to come. I'm proud of where the University of Houston is today and I'm proud to make this investment in my university's future."







*"I am proud and grateful that our administration recognized how important the Guy V. Lewis Development Facility is. We now have a place where our players can practice, work out, shoot, develop chemistry and improve their work ethics 24 hours a day, 365 days a year, with this facility. This is a game-changer."*

**Head Coach Kelvin Sampson**

The University of Houston Men's Basketball program moved into its new home during the 2015-16 season following completion of construction of the Guy V. Lewis Development Facility.

The near-53,000-square-foot facility provides the environment that University of Houston Men's and Women's Basketball student-athletes need to excel throughout the season in all areas.

Named after 592-game winner and Hall of Fame Head Coach Guy V. Lewis, the Development Facility is located adjacent to Hofheinz Pavilion at the corner of Cullen Boulevard and Holman Street on the UH campus.

Construction on the \$25-million facility began in September 2014. Austin Commercial served as the construction manager for the project, which was designed by DLR Group and Page.

The building was officially dedicated during NCAA Final Four Weekend in Houston on

### QUICK FACTS

<b>Location:</b>	Corner of Cullen Boulevard and Holman Street on UH campus
<b>Construction Cost:</b>	\$25 million
<b>Size:</b>	52,923 square feet
<b>Dedicated:</b>	April 3, 2016
<b>Levels:</b>	3
<b>Level 1:</b>	Dedicated practice courts for Men's and Women's Basketball programs with sports performance and sports medicine areas shared by both teams
<b>Level 2:</b>	Team areas, including locker room and academic/film rooms
<b>Level 3:</b>	Office space for Men's and Women's Basketball coaching/support staffs
<b>Architects:</b>	DLR Group and Page
<b>Construction Manager:</b>	Austin Commercial

April 3, 2016, with Cougar and CBS Sports broadcasting great Jim Nantz serving as master of ceremonies

The first level houses a dedicated practice court for each team as well as sports performance and sports medicine areas, which are shared by both programs.

The second level features the teams' areas, which include locker room and academic/film theaters. The team rooms contain spacious, modern lockers, multiple video screens for television and video games and comfortable furniture.

The third level holds office space for both Men's and Women's Basketball coaching and support staffs.

In Summer 2024, the facility underwent \$5 million in extensive renovations to the second-floor teams areas for Men's and Women's Basketball.

These renovations included a graphics refresh throughout the building, including the sneaker wall on Level Two to celebrate the Houston-Jordan Brand partnership.






# THE UNIVERSITY OF HOUSTON



## TIER ONE UNIVERSITY • RANKED ONE OF THE BEST COLLEGES IN THE U.S.



- Founded in 1927, the University of Houston empowers learning, discovery, leadership and engagement among 45,000+ students in one of the country's most diverse universities. UH alumni total more than 276,000 across time and more than 50 percent live in Houston and the Gulf Coast region.

- UH features world-renowned faculty within 15 academic colleges. We offer more than 300 undergraduate and graduate academic programs and award more than 9,000 degrees annually. The University also fulfills the needs of students beyond Houston by offering degree programs at the University of Houston at Sugar Land and University of Houston at Katy.

- UH is located in Houston, Texas, the nation's fourth-largest city, the energy capital of the world and home to the world's largest medical center. Our students regularly test their skills through internships with national and international companies based here, and our faculty routinely partner with businesses and government agencies through research.

- UH has the nation's only space architecture graduate program and the only Spanish-language creative writing program; it also has the first subsea engineering program in the U.S. UH's undergraduate entrepreneurship program consistently ranks among the top in the nation, and intellectual property and health law are among the top 10 law programs.

- Our nationally-ranked programs drive students to discover the multitude of academic resources that are available on-campus and online while our student-run organizations and athletics have something for everyone and connect students in authentic Coog culture. With more than 500 student organizations and 6,000 students living on campus in residence halls, apartments and townhouses, life at UH is active and lively.

- University of Houston faculty are renowned scholars with real-world experience who work closely with each student. The faculty includes 15 members of the National Academy of Engineering, four National Academy of Science members and a Nobel Laureate. From the Tony Award to the Nobel Peace Prize and back to the classroom, UH faculty makes things happen on campus and around the world.

- UH leads five nationally funded centers, comprising numerous collaborations with partner institutions and industry. Sponsored by nearly \$20 million in funding, these centers pioneer groundbreaking research in the areas of energy, materials, psychology, laser mapping and homeland security.

- UH is a home for big ideas. In 2017, UH ranked #1 in the nation among all public universities without medical schools in royalties from technology transfers. With more than \$22 million a year in royalties, UH has seen a 400 percent increase in patent income since 2010.

- The UH Technology Bridge boasts more than 30,000 square feet of incubator space and nearly 200,000 square feet of built-up space ideally suited for large laboratories, pilot scale facilities and light manufacturing. UH's innovation ecosystem allows entrepreneurial faculty, students and alumni to bring new discoveries into the market place or to establish partnerships to launch new companies.


**uh.edu**




## RADIO/TV ROSTER



**KORDELIUS JEFFERSON**  
G • 6-3 • 200 • r-Fr.-RS  
Arlington, Texas  
@ korrdel



**CEDRIC LATH**  
C • 6-9 • 260 • r-So.-1L  
Abidjan, Ivory Coast  
@ ced\_lath X AguyCedric



**RAMON WALKER Jr.**  
G • 6-5 • 215 • r-Sr.-3L  
Pearland, Texas  
@ ramonwalkerjr X ramonwalker04




**LJ CRYER**  
G • 6-1 • 200 • c-Gr.-1L  
Katy, Texas  
@ ljcryer



**Ja'VIER FRANCIS**  
F • 6-8 • 235 • Sr.-3L  
New Orleans, La.  
@ lahjay11 X theJayFrancis10



**MILOS UZAN**  
G • 6-4 • 190 • Jr.-TR  
Las Vegas, Nev.  
@ lossyuzan



**MYLIK WILSON**  
G • 6-3 • 175 • c-Gr.-1L  
Rayville, La.  
@ m.w.13 X mylikw



**JOSEPH TUGLER**  
F • 6-8 • 230 • So.-1L  
Houston, Texas  
@ josephTugler X joseph\_tugler



**JACOB McFARLAND**  
C • 6-11 • 215 • r-Fr.-RS  
Moreno Valley, Calif.  
@ jacobmcfar1and



**J'WAN ROBERTS**  
F • 6-8 • 235 • c-Gr.-4L  
St. Thomas, U.S. Virgin Islands  
@ jwann\_13 X JwanRoberts13



**EMANUEL SHARP**  
G • 6-3 • 210 • r-Jr.-2L  
Tampa, Fla.  
@ emanuelsharp\_



**TERRANCE ARCENEAUX**  
G • 6-6 • 205 • r-So.-2L  
Beaumont, Texas  
@ tarceneaux23 X TArceneaux21



**CHASE McCARTY**  
F • 6-6 • 220 • Fr.-HS  
Huntsville, Ala.  
@ chase\_mccarty X Chasemccarty21



**MERCY MILLER**  
G • 6-4 • 200 • Fr.-HS  
Sherman Oaks, Calif.  
@ mercymiller X mercymiller25



**KELVIN SAMPSON**  
Head Coach  
11th Season at Houston  
36th Season Overall

X CoachSampsonUH



**KELLEN SAMPSON**  
Assistant Coach  
11th Season at Houston  
15th Season Overall

X kellenmsampson



**QUANNAS WHITE**  
Assistant Coach  
8th Season at Houston  
11th Season Overall

X quannasbwhite



**K.C. BEARD**  
Assistant Coach  
11th Season at Houston  
14th Season Overall

X CoachKCBeard1



**HOLLIS PRICE**  
Special Assistant  
to Head Coach/Assistant Coach  
11th Season at Houston  
11th season Overall

X HollisHp



**ANTHONY GOLDWIRE**  
Director of Player Development/  
Assistant Coach  
4th Season at Houston  
4th Season Overall



## KELVIN SAMPSON

Head Coach

11th Season at Houston • 36th Season Overall

275-82 Record at Houston • 775-352 Career Record

UNC Pembroke '78; Michigan State '80

X CoachSampsonUH



• Ninth Men's Basketball head coach in University of Houston history

• Previously served as head coach at Indiana (2006-08); Oklahoma (1994-06); Washington State (1987-94) and Montana Tech (1981-85)

• 775-352 (.688) career record in 35+ seasons; 275-82 (.770) record in 10+ seasons at Houston

• 33rd coach (with 10+ years in NCAA Division I) to record 700 wins in career

• One of 16 coaches in NCAA history to lead 2+ different schools to NCAA Final Fours (1 – Oklahoma • 1 – Houston)

• One of 11 coaches in NCAA history to lead 3+ different schools to NCAA Tournament wins (11 – Oklahoma • 1 – Indiana • 3 – Houston)

• One of 15 coaches in NCAA history to lead 4+ different schools to NCAA Tournament (1 – Washington State • 11 – Oklahoma • 1 – Indiana • 2 – Houston)

• Veteran of 26 postseason tournaments (19 NCAA, 4 NIT, 3 NAIA District 12 playoffs) includes 2 NCAA Final Four (2021, 2002) • 2 Elite Eight (2022, 2003) 4 Sweet 16 (2024, 2023, 2019, 1999) 3 Second Round (2018, 2007, 2005) • 2 NIT Second Round (2004, 1992)

• Second-winningest coach in Houston history (275)... Ranks as Houston's career leader in winning percentage (.770)

• Only coach in Houston history to lead Cougars to three consecutive 30-win season as well as five, six, seven, eight and nine consecutive 20-win seasons

• Eight conference regular-season championships (2023-24 Big 12 • 2022-23 The American 2021-22 The American • 2019-20 The American 2018-19 The American • 2004-05 Big 12 1984-85 Frontier • 1983-84 Frontier)

• Eight conference tournament championships (2022, 2021 The American • 2003, 2002, 2001 Big 12 1985, 1984, 1983 Frontier)

• Twelve National Coach of the Year awards (2024, 1995 Henry Iba Award (USBWA) • 2024 Field of 68 2022 CBS Sports • 2022 Ben Jobe 2024, 2021 John McLendon Award 2019 Clarence "Big House" Gaines Award 2024, 2002 NABC • 2024, 1995 Associated Press)

• Eight District Coach of the Year awards (2024 NABC District 8, 2023 USBWA District VII, 2023, 2022 NABC District 24 • 2019, 2018 NABC District 25 1992, 1991 Kodak District 14)

• Ten Conference Coach of the Year awards from five leagues (2024 Big 12, 2024 Big 12 (AP) 2023, 2022, 2019, 2018 The American 1995 Big Eight • 1991 PAC-10 • 1985, 1983 Frontier)

• One Texas College Coach of the Year award (2022 [Dave Campbell's Texas Basketball])

• Worked for six years in the NBA coaching ranks (2011-14 • Houston Rockets 2008-11 • Milwaukee Bucks)

• 15 NBA Draft picks Seven NBA Draft First-Round selections

• He and his wife, Karen, have a daughter, Lauren, who is the Cougars' director of operations; a son, Kellen, who is an assistant coach at Houston; a granddaughter, Maisy Jade; and a grandson, Kylan Ned (children of Tonya and Kellen Sampson)

### KELVIN SAMPSON'S YEAR-by-YEAR RECORD

Year	[- Overall -]		[- Conference -]		Conf.	Notes	Postseason
	Record	Pct.	Record	Pct.	Finish		
<b>Montana Tech (73-45 • 31-29 Frontier Conference • 3 NAIA District 12 [2-3])</b>							
<i>Became acting head coach on Jan. 1, 1981 • Totals not included above and below</i>							
1980-81	2-14	.125	2-11	.154			
<i>Became permanent head coach on March 14, 1981</i>							
1981-82	7-20	.259	0-15	.000		Frontier Conference Tournament Champions	NAIA District 12 Playoffs (1-1)
1982-83	22-9	.710	9-6	.600		Frontier Conference Coach of the Year	
1983-84	22-9	.710	10-5	.667	1st	Frontier Conference Champions	NAIA District 12 Playoffs (1-1)
Frontier Conference Tournament Champions							
1984-85	22-7	.759	12-3	.800	1st	Frontier Conference Champions	NAIA District 12 Playoffs (0-1)
Frontier Conference Tournament Champions							
Frontier Conference Coach of the Year							
<b>Washington State (103-103 • 48-78 Pac-10 • 1 NCAA [0-1] • 1 NIT [1-1])</b>							
1987-88	13-16	.448	7-11	.389	6th	1-1	
1988-89	10-19	.345	4-14	.222	8th	1-1	
1989-90	7-22	.241	1-17	.056	10th	0-1	
1990-91	16-12	.571	8-10	.444	6th		
PAC-10 Coach of the Year							
Kodak District 14 Coach of the Year							
1991-92	22-11	.667	9-9	.500	t-5th		NIT Second Round (1-1)
1992-93	15-12	.556	9-9	.500	t-5th		
1993-94	20-11	.645	10-8	.556	t-4th		NCAA First Round (0-1)
<b>Oklahoma (281-107 • 129-59 Big Eight/Big 12 • 11 NCAA [11-11] • 1 NIT [1-1])</b>							
1994-95	23-9	.719	9-5	.643	3rd	1-1	AP National Coach of the Year
Henry Iba Award							
Big Eight Coach of the Year							
1995-96	18-12	.600	8-6	.571	3rd	2-1	NCAA First Round (0-1)
1996-97	20-10	.667	10-6	.625	5th	2-1	NCAA First Round (0-1)
1997-98	22-11	.667	11-5	.688	t-2nd	0-1	NCAA First Round (0-1)
1998-99	22-11	.667	11-5	.688	t-2nd	2-1	NCAA Sweet 16 (2-1)
1999-00	27-7	.794	12-4	.750	t-3rd	2-1	NCAA Second Round (1-1)
2000-01	26-7	.788	12-4	.750	t-2nd	3-0	NCAA First Round (0-1)
2001-02	31-5	.861	13-3	.813	2nd	3-0	NCAA Final Four (4-1)
NABC National Coach of the Year							
2002-03	27-7	.794	12-4	.750	3rd	3-0	NCAA Elite Eight (3-1)
2003-04	20-11	.645	8-8	.500	7th	1-1	NIT Second Round (1-1)
2004-05	25-8	.758	12-4	.750	t-1st	1-1	NCAA Second Round (1-1)
2005-06	20-9	.690	11-5	.688	3rd	0-1	NCAA First Round (0-1)
Big 12 Tournament Champions							
Big 12 Champions							
<b>Indiana (43-15 • 21-8 Big Ten • 1 NCAA [1-1])</b>							
2006-07	21-11	.656	10-6	.625	3rd	0-1	NCAA Second Round (1-1)
2007-08	22-4	.846	11-2	.846			
<b>Houston (275-82 • 18-3 Big 12 • 117-44 The American • 6 NCAA [14-6] • 2 NIT [0-2])</b>							
2014-15	13-19	.406	4-14	.222	10th	1-1	NIT First Round (0-1)
2015-16	22-10	.688	12-6	.667	t-3rd	0-1	NIT First Round (0-1)
2016-17	21-11	.656	12-6	.667	3rd	0-1	NCAA Second Round (1-1)
2017-18	27-8	.771	14-4	.778	t-2nd	2-1	
The American Coach of the Year							
NABC District 25 Coach of the Year							
2018-19	33-4	.892	16-2	.889	1st	2-1	NCAA Sweet 16 (2-1)
Clarence "Big House" Gaines National Coach of the Year							
The American Coach of the Year							
NABC District 25 Coach of the Year							
2019-20	23-8	.742	13-5	.722	t-1st	COVID-19	No Tournament – COVID
Coach of the Year (Houston Sports Awards)							
2020-21	28-4	.875	14-3	.824	2nd	3-0	NCAA Final Four (4-1)
The American Tournament Champions							
John McLendon Award							
Coach of the Year (Houston Sports Awards)							
2021-22	32-6	.842	15-3	.833	1st	3-0	NCAA Elite Eight (3-1)
The American Champions							
The American Tournament Champions							
CBS Sports National Coach of the Year							
Ben Jobe Award							
The American Coach of the Year							
NABC District 24 Coach of the Year							
Texas Coach of the Year (Dave Campbell's Texas Basketball)							
2022-23	33-4	.892	17-1	.944	1st	2-1	NCAA Sweet 16 (2-1)
The American Champions							
The American Coach of the Year							
NABC District 24 Coach of the Year							
USBWA District VII Coach of the Year							
2023-24	32-5	.865	15-3	.833	1st	2-1	NCAA Sweet 16 (2-1)
Big 12 Champions							
AP National Coach of the Year							
NABC National Coach of the Year							
Henry Iba National Coach of the Year Award (USBWA)							
John McLendon Award							
Field of 68 National Coach of the Year							
Big 12 Coach of the Year							
Big 12 Coach of the Year (Associated Press)							
NABC District 8 Coach of the Year							
2024-25	11-3	.786	3-0	1.000	---	---	
35+ yrs	775-352	.688	364-221	.622	8 – 1st	37-21	8 Conference Championships
5 30-win seasons							19 NCAAAs (26-19)
27 20-win seasons							4 NITs (2-4)
21 20-win seasons in last 22 yrs.							12 National Coach of the Year awards
							3 NAIA District 12 (2-3)
							10 Conference Coach of the Year awards
							8 District Coach of the Year awards
							2 Houston Sports Awards Coach of the Year



# KELVIN SAMPSON • RECORD vs. OPPONENTS

Team	Overall	Houston	Indiana	Oklahoma	Washington State	Montana Tech
Abilene Christian	1-0	1-0	---	---	---	---
Akron	0-1	0-1	---	---	---	---
<b>Alabama</b>	<b>3-6</b>	<b>0-3</b>	---	<b>2-1</b>	<b>1-2</b>	---
Alabama A&M	1-0	1-0	---	---	---	---
Alabama State	2-0	1-0	---	1-0	---	---
Alaska-Anchorage	2-0	---	---	---	2-0	---
Alberta	1-0	---	---	---	---	1-0
Alcorn State	4-0	2-0	---	1-0	1-0	---
American-Puerto Rico	1-0	---	---	1-0	---	---
Appalachian State	0-1	---	---	---	0-1	---
<b>Arizona</b>	<b>3-15</b>	<b>1-0</b>	---	<b>2-0</b>	<b>0-15</b>	---
<b>Arizona State</b>	<b>8-6</b>	---	---	---	<b>8-6</b>	---
Arkansas	4-2	0-1	---	4-1	---	---
Arkansas State	1-0	---	---	1-0	---	---
Arkansas-Pine Bluff	2-1	0-1	---	2-0	---	---
<b>Auburn</b>	<b>1-1</b>	<b>1-1</b>	---	---	---	---
Azusa Pacific	1-0	---	---	---	1-0	---
Ball State	1-0	---	1-0	---	---	---
<b>Baylor</b>	<b>23-1</b>	<b>1-1</b>	---	<b>22-0</b>	---	---
Belmont	1-0	---	---	1-0	---	---
Bethune-Cookman	1-0	---	---	1-0	---	---
Binghamton	1-0	---	---	1-0	---	---
Boise State	1-1	1-1	---	---	---	---
Boston	1-0	---	---	1-0	---	---
Bryant	1-0	1-0	---	---	---	---
<b>Butler</b>	<b>3-2</b>	<b>2-0</b>	<b>0-1</b>	<b>1-1</b>	---	---
<b>BYU</b>	<b>3-2</b>	<b>3-1</b>	---	---	<b>0-1</b>	---
BYU-Hawai'i	2-0	---	---	---	2-0	---
Boston College	0-1	---	---	---	0-1	---
Cal State Northridge	2-0	---	---	1-0	1-0	---
Calgary	0-2	---	---	---	---	0-2
California	9-7	---	---	2-0	7-7	---
Carroll College	9-5	---	---	---	---	8-4
Centenary	1-1	---	---	1-0	0-1	---
Central Connecticut State	2-0	---	---	1-0	1-0	---
Central Michigan	1-0	---	---	1-0	---	---
Chadron State	1-0	---	---	---	---	1-0
Charlotte	2-0	---	1-0	1-0	---	---
Chattanooga	1-0	---	1-0	---	---	---
Chicago State	2-0	---	2-0	---	---	---
<b>Cincinnati</b>	<b>15-11</b>	<b>15-9</b>	---	<b>0-2</b>	---	---
Cleveland State	1-0	1-0	1-0	---	---	---
College of Idaho	3-3	---	---	---	---	3-3
<b>Colorado</b>	<b>4-3</b>	---	---	<b>14-3</b>	---	---
Coppin State	11-0	1-0	1-0	8-0	1-0	---
Cornell	1-0	1-0	---	---	---	---
Dayton	1-0	1-0	---	---	---	---
Delaware State	2-0	---	---	1-0	1-0	---
Drexel	1-1	0-1	---	1-0	---	---
Duke	0-3	0-1	0-1	0-1	---	---
East Carolina	12-2	12-2	---	---	---	---
Eastern Kentucky	1-0	---	---	---	1-0	---
Eastern Illinois	2-0	2-0	---	1-0	---	---
Eastern Michigan	1-0	---	---	---	1-0	---
Eastern Oregon State	3-0	---	---	---	---	3-0
Eastern Washington	6-0	---	---	1-0	5-0	---
Fairfield	1-0	1-0	---	---	---	---
Florida	0-1	---	---	0-1	---	---
Florida A&M	3-0	1-0	---	1-0	1-0	---
Florida Atlantic	1-0	---	---	1-0	---	---
Fresno State	1-1	---	---	---	1-1	---
George Mason	1-0	1-0	---	---	---	---
George Washington	1-0	---	---	1-0	---	---
Georgia Southern	1-0	---	---	1-0	---	---
Georgia State	2-0	1-0	---	1-0	---	---
Georgia Tech	2-3	1-1	1-0	0-2	---	---
Gonzaga	1-1	---	1-0	---	0-1	---
Grand Canyon	0-1	0-1	---	---	---	---
Great Falls	7-10	---	---	---	---	6-8
Hartford	1-0	---	---	1-0	---	---
Harvard	0-2	0-2	---	---	---	---
Hawai'i	1-0	---	---	---	1-0	---
Hawai'i-Hilo	1-0	---	---	1-0	---	---
Hawai'i-Pacific	1-0	---	---	---	1-0	---
High Point	2-0	---	---	2-0	---	---
<b>Hofstra</b>	<b>2-0</b>	<b>2-0</b>	---	---	---	---
Houston Christian	2-0	2-0	---	---	---	---
Idaho	3-5	---	---	---	3-5	---
Illinois	4-2	1-0	3-2	---	---	---
Illinois State	1-0	---	1-0	---	---	---

Team	Overall	Houston	Indiana	Oklahoma	Washington State	Montana Tech
Illinois-Chicago	1-0	---	---	1-0	---	---
Indiana	0-4	---	---	0-2	0-2	---
Indiana State	2-1	---	1-0	0-1	1-0	---
Iowa	3-1	---	3-1	---	---	---
<b>Iowa State</b>	<b>10-8</b>	<b>1-2</b>	---	<b>9-6</b>	---	---
IUPUI	1-0	---	1-0	---	---	---
<b>Jackson State</b>	<b>7-0</b>	<b>2-0</b>	---	<b>4-0</b>	<b>1-0</b>	---
Jamestown	1-0	---	---	---	---	1-0
<b>Kansas</b>	<b>7-12</b>	<b>1-1</b>	---	<b>6-11</b>	---	---
<b>Kansas State</b>	<b>12-4</b>	<b>1-0</b>	---	<b>11-4</b>	---	---
Kent State	1-0	1-0	---	---	---	---
Kentucky	1-2	0-1	1-1	---	---	---
La Salle	1-0	---	---	1-0	---	---
Lafayette	1-0	---	1-0	---	---	---
Lake Region College	1-0	---	---	---	---	1-0
Lamar	3-0	2-0	---	1-0	---	---
Lethbridge	5-0	---	---	---	---	5-0
Lewis-Clark State	0-2	---	---	---	---	0-2
Liberty	2-0	2-0	---	---	---	---
Longwood	2-0	1-0	1-0	---	---	---
<b>Louisiana</b>	<b>3-0</b>	<b>2-0</b>	---	---	<b>1-0</b>	---
Louisiana Tech	1-0	---	---	1-0	---	---
LSU	3-2	2-2	---	1-0	---	---
Manhattan	0-1	---	---	0-1	---	---
Marquette	1-0	---	---	---	1-0	---
Mary College	2-1	---	---	---	---	2-1
Maryland	1-1	---	---	1-1	---	---
McNeese	2-0	2-0	---	---	---	---
Memphis	9-10	9-8	---	0-2	---	---
Mesa State	0-1	---	---	---	---	0-1
Miami (Fla.)	0-1	0-1	---	---	---	---
Michigan	2-3	0-1	2-1	0-1	---	---
Michigan State	5-4	---	2-1	2-2	1-1	---
Minnesota	4-0	---	2-0	1-0	1-0	---
Minot State	2-0	---	---	---	---	2-0
Mississippi	1-2	---	---	1-2	---	---
Mississippi State	0-3	---	---	0-3	---	---
Mississippi Valley State	1-0	1-0	---	---	---	---
Missouri	13-9	---	---	13-9	---	---
Missouri State	1-0	---	---	1-0	---	---
Monmouth	1-0	---	---	---	1-0	---
Montana	1-0	1-0	---	---	---	---
Montana State	2-0	---	---	2-0	---	---
Morgan State	2-0	2-0	---	---	---	---
Mount St. Mary's	2-0	---	---	2-0	---	---
Murray State	2-1	2-0	---	0-1	---	---
NC State	0-1	---	---	0-1	---	---
Nebraska	11-5	---	---	11-5	---	---
Nebraska Wesleyan	1-0	---	---	---	---	1-0
New Mexico	0-1	---	---	---	0-1	---
New Mexico Highlands	1-0	---	---	---	---	1-0
New Orleans	1-0	1-0	---	---	---	---
Niagara	1-0	---	---	1-0	---	---
Nicholls	4-0	1-0	---	3-0	---	---
NJIT	1-0	1-0	---	---	---	---
North Carolina A&T	1-0	1-0	---	---	---	---
North Carolina Central	1-0	1-0	---	---	---	---
North Florida	1-0	1-0	---	---	---	---
North Texas	2-0	---	---	2-0	---	---
Norfolk State	1-0	1-0	---	---	---	---
Northern Colorado	2-0	1-0	---	1-0	---	---
Northern Kentucky	1-0	1-0	---	---	---	---
Northern Montana	8-8	---	---	---	---	8-5
Northern State	0-2	---	---	---	---	0-2
Northwest Nazarene	3-3	---	---	---	---	3-3
Northwestern	2-0	---	2-0	---	---	---
Northwestern State	3-0	2-0	---	1-0	---	---
<b>Notre Dame</b>	<b>1-0</b>	<b>1-0</b>	---	---	---	---
Ohio	1-0	---	---	---	1-0	---
Ohio State	2-1	1-0	1-1	---	---	---
Oklahoma	1-0	1-0	---	---	---	---
Oklahoma Baptist	1-0	---	---	---	1-0	---
<b>Oklahoma State</b>	<b>16-15</b>	<b>4-1</b>	---	<b>12-14</b>	---	---
Oral Roberts	8-0	1-0	---	6-0	1-0	---
Oregon	10-9	3-1	---	---	7-8	---
Oregon State	9-8	1-0	---	1-0	7-8	---
Oregon Tech	1-0	---	---	---	---	1-0
Our Lady of the Lake	1-0	1-0	---	---	---	---
Penn	1-0	1-0	---	---	---	---
Penn State	3-0	---	3-0	---	---	---



## KELVIN SAMPSON • RECORD vs. OPPONENTS


Team	Overall	Houston	Indiana	Oklahoma	Washington State	Montana Tech
Pittsburg State	1-0	---	---	---	1-0	---
Portland	2-1	1-0	---	---	1-1	---
Prairie View A&M	6-0	3-0	---	2-0	1-0	---
Princeton	3-0	---	---	2-0	1-0	---
Providence	1-0	1-0	---	---	---	---
Purdue	6-2	---	2-1	4-1	---	---
Regina	1-0	---	---	---	---	1-0
Rhode Island	1-1	1-1	---	---	---	---
Rice	5-0	5-0	---	---	---	---
Rocky Mountain	6-10	---	---	---	---	6-7
<b>Rutgers</b>	<b>1-0</b>	<b>1-0</b>	---	---	---	---
Sacramento State	3-0	---	---	---	3-0	---
Saint Joseph's	1-0	1-0	---	---	---	---
Saint Louis	2-0	2-0	---	---	---	---
Saint Mary's (Calif.)	1-0	1-0	---	---	---	---
Sam Houston State	2-0	---	---	2-0	---	---
Samford	1-0	---	---	1-0	---	---
San Diego	1-0	---	---	1-0	---	---
<b>San Diego State</b>	<b>2-1</b>	<b>1-1</b>	---	---	<b>1-0</b>	---
San Francisco State	1-0	---	---	---	1-0	---
San Jose State	1-1	---	---	---	1-1	---
Seattle	2-0	---	---	---	1-0	1-0
Simon Fraser	1-0	---	---	---	1-0	---
SMU	15-7	11-7	---	4-0	---	---
South Carolina	2-0	2-0	---	---	---	---
South Carolina State	1-1	0-1	---	1-0	---	---
South Dakota	1-0	1-0	---	---	---	---
South Florida	14-2	14-2	---	---	---	---
Southeast Missouri State	1-0	---	---	1-0	---	---
Southern	1-0	---	---	1-0	---	---
Southern Alberta Tech	3-0	---	---	---	---	3-0
Southern Illinois	2-0	---	2-0	---	---	---
Southern Utah	1-0	---	---	---	1-0	---
St. Bonaventure	1-0	---	---	1-0	---	---
Stanford	6-9	---	---	0-1	6-8	---
Stephen F. Austin	0-1	---	---	---	0-1	---
Stetson	1-0	1-0	---	---	---	---
Syracuse	1-1	1-0	---	0-1	---	---
Temple	11-5	11-4	---	0-1	---	---
Tennessee	0-1	---	---	---	0-1	---
<b>TCU</b>	<b>2-1</b>	<b>2-1</b>	---	---	---	---
Tennessee State	1-0	---	1-0	---	---	---
Texas	20-9	2-0	---	18-9	---	---
<b>Texas A&amp;M</b>	<b>21-1</b>	<b>1-0</b>	---	<b>20-1</b>	---	---
<b>Texas A&amp;M-Corpus Christi</b>	<b>2-0</b>	<b>2-0</b>	---	---	---	---
Texas Southern	4-0	1-0	---	2-0	1-0	---
Texas State	5-0	3-0	---	2-0	---	---
<b>Texas Tech</b>	<b>20-7</b>	<b>4-0</b>	---	<b>16-7</b>	---	---
<b>Toledo</b>	<b>1-0</b>	<b>1-0</b>	---	---	---	---
Towson	1-0	1-0	---	---	---	---
Trinity Western	1-0	---	---	---	---	1-0
<b>Troy</b>	<b>1-0</b>	<b>1-0</b>	---	---	---	---
Tulane	18-3	17-3	---	1-0	---	---
Tulsa	15-7	11-6	---	4-1	---	---
UAB	1-0	1-0	---	---	---	---
UALR	1-0	---	---	1-0	---	---
UC Irvine	3-0	---	---	3-0	---	---
UC San Diego	1-0	---	---	---	1-0	---
<b>UCF</b>	<b>15-4</b>	<b>15-4</b>	---	---	---	---
UCLA	2-14	---	0-1	---	2-13	---
UConn	12-5	8-3	1-1	3-1	---	---
UIW	1-0	1-0	---	---	---	---
ULM	4-0	2-0	---	2-0	---	---
UNC Asheville	1-0	---	---	1-0	---	---
UNC Wilmington	1-0	---	1-0	---	---	---
USC	6-9	---	---	---	6-9	---
UT Arlington	2-0	1-0	---	1-0	---	---
UT Rio Grande Valley	6-0	4-0	---	2-0	---	---
<b>Utah</b>	<b>1-1</b>	<b>1-0</b>	---	<b>0-1</b>	---	---
Utah State	1-0	1-0	---	---	---	---
UTEP	1-0	1-0	---	---	---	---
UTSA	1-0	---	---	1-0	---	---
Valley City State	1-0	---	---	---	---	1-0
Vermont	1-0	1-0	---	---	---	---
Villanova	0-2	0-1	---	0-1	---	---
Virginia	2-0	2-0	---	---	---	---
Wake Forest	1-0	1-0	---	---	---	1-0
Warner Pacific	1-0	---	---	---	---	---
Washington	8-8	---	---	0-1	7-7	---
<b>West Virginia</b>	<b>1-1</b>	<b>1-0</b>	---	<b>0-1</b>	---	---

Team	Overall	Houston	Indiana	Oklahoma	Washington State	Montana Tech
Western Carolina	2-0	---	1-0	1-0	---	---
Western Illinois	2-0	---	1-0	1-0	---	---
Western Montana	12-5	---	---	---	---	12-2
Western Michigan	1-0	---	1-0	---	---	---
Western New Mexico	0-1	---	---	---	---	0-1
Whitman College of Walla Walla	0-1	---	---	---	---	0-1
Whitworth	0-2	---	---	---	---	0-1
Wichita State	10-2	10-2	---	---	---	---
Winthrop	1-0	---	---	1-0	---	---
Wisconsin	3-5	0-1	1-2	0-1	2-1	---
Wisconsin-Milwaukee	0-1	---	---	0-1	---	---
Wisconsin-Stout	0-1	---	---	---	---	---
WKU	2-0	---	---	1-0	---	---
Wyoming	1-0	1-0	---	---	---	---
Xavier	2-1	1-0	0-1	1-0	---	---
<b>Totals</b>	<b>775-352</b>	<b>275-82</b>	<b>43-15</b>	<b>281-107</b>	<b>103-103</b>	<b>73-45</b>

## NCAA WINNINGEST COACHES (10+ years at NCAA Division I level)

Red Bold indicates coaches with **Houston** ties • Bold indicates active coaches • through Jan. 7, 2025

Rk.	Coach	Wins	Losses	Pct.	School (Years)
1.	Mike Krzyzewski	1,202	368	.766	Duke (1980-22); Army West Point (1975-80)
2.	Jim Boeheim	1,015	441	.697	Syracuse (1976-23)
3.	Bob Huggins	935	414	.693	West Virginia (2007-23); Kansas State (2006-07); Cincinnati (1989-05); Akron (1984-89); Walsh (1980-83)
4.	Jim Calhoun	920	397	.699	St. Joseph's (Conn.) (2018-21); UConn (1986-2012); Northeastern (1972-86)
5.	Roy Williams	903	264	.774	North Carolina (2003-22); Kansas (1988-03)
6.	Bob Knight	902	371	.709	Texas Tech (2001-08); Indiana (1972-00); Army West Point (1965-72)
7.	Dean Smith	879	254	.776	North Carolina (1961-97)
8.	Adolph Rupp	876	190	.822	Kentucky (1930-72)
9.	Cliff Ellis	831	565	.595	Coastal Carolina (2007-23); Auburn (1994-04); Clemson (1984-94); South Alabama (1975-84)
10.	Jim Phelan	830	524	.613	Mount St. Mary's (1954-2003)
11.	<b>John Calipari</b>	<b>824</b>	<b>264</b>	<b>.757</b>	<b>Arkansas (2024 – present); Kentucky (2009-24); Memphis (2000-09); UMass (1988-96)</b>
12.	<b>Rick Barnes</b>	<b>820</b>	<b>416</b>	<b>.663</b>	<b>Tennessee (2015 – present); Texas (1998-15); Clemson (1994-98); Providence (1988-94); George Mason (1987-88)</b>
13.	Rollie Massimino	816	462	.638	Keiser (2006-17); Cleveland State (1996-03); UNLV (1992-94); Villanova (1973-92); Stony Brook (1969-71)
14.	Eddie Sutton	806	326	.712	San Francisco (2007-08); Oklahoma State (1990-06); Kentucky (1985-89); Arkansas (1974-85); Creighton (1969-74)
t15.	<b>Bill Self</b>	<b>805</b>	<b>251</b>	<b>.762</b>	<b>Kansas (2003– present); Illinois (2000-03); Tulsa (1997-00); Oral Roberts (1993-97)</b>
t15.	Rick Byrd	805	403	.666	Belmont (1986-21); Lincoln Memorial (1983-86); Maryville (Tenn.) (1978-80)
17.	Lefty Driesell	786	394	.666	Maryland (1969-86); James Madison (1988-97); Georgia State (1997-03); Davidson (1960-69)
18.	Lute Olson	781	279	.737	Arizona (1983-07); Iowa (1974-83); Long Beach State (1973-74)
19.	Lou Henson	779	412	.654	New Mexico State (1997-2005); Illinois (1975-96); New Mexico State (1966-75); Hardin-Simmons (1962-66)
20.	<b>Kelvin Sampson</b>	<b>775</b>	<b>352</b>	<b>.688</b>	<b>Houston (2014 – present); Indiana (2006-08); Oklahoma (1994-06); Washington State (1987-94); Montana Tech (1981-85)</b>
21.	<b>Dana Altman</b>	<b>768</b>	<b>397</b>	<b>.659</b>	<b>Oregon (2010 – present); Creighton (1994-10); Kansas State (1990-94); Marshall (1989-90)</b>
22.	Bo Ryan	762	241	.760	Wisconsin (2001-16); Milwaukee (1999-01); Wisconsin-Platteville (1984-99)
23.	Ed Diddle	759	302	.715	Western Kentucky (1922-64)
24.	Henry Iba	755	340	.689	Oklahoma State (1934-70); Colorado (1933-34); Northwest Missouri State (1929-33)
25.	John Beilein	754	425	.640	Michigan (2007-19); West Virginia (2002-07); Richmond (1997-02); Canisius (1992-97); Le Moyne (1983-92); Nazareth (1982-83)
26.	Phog Allen	746	264	.739	Kansas (1907-09, 1919-56); Central Missouri (1912-19); Haskell (1908-09); Baker (1905-08)
t27.	<b>Rick Pitino</b>	<b>744</b>	<b>306</b>	<b>.709</b>	<b>St. John's (2023 – present); Iona (2020-23) Louisville (2001-17); Kentucky (1989-97); Providence (1985-87); Boston University (1978-83); Hawai'i (1975-76)</b>
t27.	Jim Larranaga	744	508	.594	Miami (Fla.) (2011-24); George Mason (1997-11); Bowling Green (1986-97); American International (1977-79)
29.	John Chaney	741	312	.704	Temple (1982-06)
t30.	Jerry Tarkanian	729	201	.784	Fresno State (1995-02); UNLV (1973-92); Long Beach State (1968-73)
t30.	Norm Stewart	729	373	.662	Missouri (1967-99); Northern Iowa (1961-67)
32.	<b>Mark Few</b>	<b>727</b>	<b>147</b>	<b>.832</b>	<b>Gonzaga (2000 – present)</b>
33.	Ray Meyer	724	354	.672	DePaul (1942-84)
34.	Jerry Sloucum	723	556	.565	Youngtown State (2005-17); Gannon (1996-05); Geneva (1987-96); Nyack (1975-87)
35.	Don Haskins	719	353	.671	UTEP (1961-99)
36.	<b>Tom Izzo</b>	<b>719</b>	<b>297</b>	<b>.708</b>	<b>Michigan State (1996 – present)</b>
37.	<b>Greg Kampe</b>	<b>704</b>	<b>548</b>	<b>.562</b>	<b>Oakland (1984 – present)</b>
38.	Larry Hunter	702	453	.608	Western Carolina (2005-18); Ohio (1989-2001); Wittenberg (1976-89)
39.	<b>Steve Alford</b>	<b>691</b>	<b>364</b>	<b>.655</b>	<b>Nevada (2019 – present); UCLA (2014-19); New Mexico (2008-13); Iowa (2000-07); Missouri State (1996-99); Manchester (1992-95)</b>
40.	Mike Montgomery	677	317	.681	California (2008-14); Stanford (1986-04); Montana (1978-86)
41.	<b>Bruce Pearl</b>	<b>676</b>	<b>265</b>	<b>.718</b>	<b>Auburn (2015 – present); Tennessee (2006-11); Milwaukee (2002-05); Southern Indiana (1993-01)</b>
42.	Denny Crum	675	295	.696	Louisville (1971-01)
43.	Lon Kruger	674	432	.609	Oklahoma (2011-21); UNLV (2004-11); Illinois (1996-00); Florida (1990-96); Kansas State (1986-90); UTRGV (1982-86)
44.	Gary Williams	668	380	.637	Maryland (1989-11); Ohio State (1986-89); Boston College (1982-86); American (1978-82)
45.	John Wooden	664	162	.804	UCLA (1948-75); Indiana State (1946-48)
46.	Ralph Miller	657	382	.632	Oregon State (1970-89); Iowa (1964-70); Wichita State (1951-64)
47.	<b>Tom Penders</b>	<b>649</b>	<b>437</b>	<b>.598</b>	<b>Houston (2004-10); George Washington (1998-2001); Texas (1988-98); Rhode Island (1986-88); Fordham (1978-86); Columbia (1974-78); Tufts (1971-74)</b>
48.	Gene Bartow	647	353	.647	UAB (1978-96); UCLA (1975-77); Illinois (1974-75); Memphis (1970-74); Valparaiso (1964-70); Central Missouri (1961-64)
49.	Tubby Smith	642	370	.634	High Point (2018-22); Memphis (2016-18); Texas Tech (2013-16); Minnesota (2007-13); Kentucky (1997-2007); Georgia (1995-97); Tulsa (1991-95)
t50.	Jay Wright	641	281	.695	Villanova (2002-22); Hofstra (1995-01)
t50.	Billy Tubbs	641	340	.653	Lamar (2003-06); TCU (1994-02); Oklahoma (1980-94); Lamar (1976-80); Southwestern (Texas) (1971-73)
t52.	Homer Drew	640	427	.600	Valparaiso (1988-11); Indiana-South Bend (1987-88); Bethel (Ind.) (1976-87);
53.	Marv Harshman	637	444	.589	Washington State (1958-71); Washington (1971-85); Pacific Lutheran (1945-58)
54.	Bob McKillop	634	383	.623	Davidson (1990-22)
55.	Hugh Durham	633	429	.596	Jacksonville (1997-05); Georgia (1978-95); Florida State (1966-78)
56.	<b>Leonard Hamilton</b>	<b>632</b>	<b>494</b>	<b>.561</b>	<b>Florida State (2002 – present); Miami (Fla.) (1990-00); Oklahoma State (1986-90)</b>
57.	Norm Sloan	624	393	.614	NC State (1966-80); Florida (1960-89); The Citadel (1956-60); Presbyterian (1951-55)
58.	Stew Morrill	620	294	.678	Utah State (1998-15); Colorado State (1991-98); Montana (1986-91)
59.	<b>Bob Hoffman</b>	<b>621</b>	<b>379</b>	<b>.621</b>	<b>Central Oklahoma (2019 – present); Mercer (2008-19); UT Rio Grande Valley (1999-04); Oklahoma Baptist (1990-99)</b>
60.	<b>Fran Dunphy</b>	<b>619</b>	<b>367</b>	<b>.628</b>	<b>La Salle (2022 – present); Temple (2006-19); Penn (1989-06)</b>
61.	Ben Braun	615	517	.543	Rice (2008-14); California (1996-08); Eastern Michigan (1985-96); Siena Heights (1977-85)
62.	<b>Greg McDermott</b>	<b>614</b>	<b>361</b>	<b>.630</b>	<b>Creighton (2010 – present); Iowa State (2006-10); Northern Iowa (2001-06); North Dakota State (2000-01); Wayne State (Neb.) (1994-00)</b>
63.	Slats Gill	599	393	.604	Oregon State (1928-64)
64.	Tom Davis	598	355	.627	Drake (2003-07); Iowa (1986-99); Stanford (1982-86); Boston College (1977-82); Lafayette (1971-77)
65.	Abe Lemons	597	344	.634	Texas (1976-82); UTRGV (1973-76); Oklahoma City (1955-73)
66.	John Thompson	596	239	.714	Georgetown (1972-99)
67.	<b>Guy V. Lewis</b>	<b>592</b>	<b>279</b>	<b>.680</b>	<b>Houston (1956-86)</b>
t68.	Danny Kaspar	584	302	.659	Texas State (2014-20); Stephen F. Austin (2001-13); UIW (1992-00)
t68.	Tony Shaver	584	389	.600	William & Mary (2004-19); Hampden-Sydney (1987-03)
t70.	Mike Brey	582	332	.637	Notre Dame (2001-23); Delaware (1995-00)




2018-19  
American Athletic  
Conference  
Regular Season



2020-21  
American Athletic  
Conference  
Tournament



2021  
NCAA Tournament  
Final Four  
Midwest Regional  
Championship



2021-22  
American Athletic  
Conference  
Regular Season



2021-22  
American Athletic  
Conference  
Tournament



2022-23  
American Athletic  
Conference  
Regular Season



2023-24  
Big 12 Regular Season

### COACHES who LED THREE SCHOOLS to NCAA FINAL FOUR (2)

Coach	1st School	2nd School	3rd School
Rick Pitino	Providence	Kentucky	Louisville
John Calipari	UMass	Memphis	Kentucky

### COACHES who LED TWO SCHOOLS to NCAA FINAL FOUR (15)

Coach	1st School	2nd School
<b>Kelvin Sampson</b>	<b>Oklahoma</b>	<b>Houston</b>
Forddy Anderson	Bradley	Michigan State
Gene Bartow	Memphis	UCLA
Larry Brown	UCLA	Kansas
Hugh Durham	Florida State	Georgia
Jack Gardner	Kansas State	Utah
Lou Henson	New Mexico State	Illinois
Bob Huggins	Cincinnati	West Virginia
Lon Kruger	Florida	Oklahoma
Jim Larranaga	George Mason	Miami (Fla.)
Frank McGuire	St. John's	North Carolina
Lute Olson	Iowa	Arizona
Lee Rose	Charlotte	Purdue
Eddie Sutton	Arkansas	Oklahoma State
Roy Williams	Kansas	North Carolina



### COACHES who LED FIVE SCHOOLS to NCAA TOURNAMENT (3)

Coach	1st School	2nd School	3rd School	4th School	5th School
Lon Kruger	Kansas State	Florida	Illinois	UNLV	Oklahoma
Rick Pitino	Boston Univ.	Providence	Kentucky	Louisville	Iona
Tubby Smith	Tulsa	Georgia	Kentucky	Minnesota	Texas Tech

### COACHES who LED FOUR SCHOOLS to NCAA TOURNAMENT (12)

Coach	1st School	2nd School	3rd School	4th School
<b>Kelvin Sampson</b>	<b>Washington State</b>	<b>Oklahoma</b>	<b>Indiana</b>	<b>Houston</b>
Steve Alford	Missouri State	Iowa	New Mexico	UCLA
Rick Barnes	Providence	Clemson	Texas	Tennessee
John Beilein	Canisius	Richmond	West Virginia	Michigan
Lefty Driesell	Davidson	Maryland	James Madison	Georgia State
Cliff Ellis	South Alabama	Clemson	Auburn	Coastal Carolina
Larry Eustachy	Utah State	Iowa State	Southern Miss	Colorado State
Jim Harrick	Pepperdine	UCLA	Rhode Island	Georgia
Ben Howland	Northern Arizona	Pittsburgh	UCLA	Mississippi State
Fran McCaffery	Lehigh	UNC Greensboro	Siena	Iowa
<b>Tom Penders</b>	<b>Rhode Island</b>	<b>Texas</b>	<b>George Washington</b>	<b>Houston</b>
Eddie Sutton	Creighton	Arkansas	Kentucky	Oklahoma State

### COACHES who LED FIVE SCHOOLS to NCAA TOURNAMENT WINS (1)

Coach	1st School	2nd School	3rd School	4th School	5th School
Lon Kruger	Kansas State	Florida	Illinois	UNLV	Oklahoma

### COACHES who LED FOUR SCHOOLS to NCAA TOURNAMENT WINS (3)

Coach	1st School	2nd School	3rd School	4th School
Steve Alford	Missouri State	Iowa	New Mexico	UCLA
Eddie Sutton	Creighton	Arkansas	Kentucky	Oklahoma State
Tubby Smith	Tulsa	Georgia	Kentucky	Minnesota

### COACHES who LED THREE SCHOOLS to NCAA TOURNAMENT WINS (7)

Coach	1st School	2nd School	3rd School
<b>Kelvin Sampson</b>	<b>Oklahoma</b>	<b>Indiana</b>	<b>Houston</b>
Rick Barnes	Clemson	Texas	Tennessee
John Beilein	Richmond	West Virginia	Michigan
Lefty Driesell	Davidson	Maryland	Georgia State
Jim Harrick	Pepperdine	UCLA	Rhode Island
Rick Pitino	Providence	Kentucky	Louisville
Bill Self	Tulsa	Illinois	Kansas

### YEARS BETWEEN FINAL FOUR APPEARANCES

*Italics indicate first two Final Fours of respective head coach's career*

Rk.	Yrs.	Coach	Year – School	Years – School
1.	36	Ray Meyer	1943 – DePaul	1979 – DePaul
2.	22	Lon Kruger	1994 – Florida	2016 – Oklahoma
<b>t3.</b>	<b>19</b>	<b>Kelvin Sampson</b>	<b>2002 – Oklahoma</b>	<b>2021 – Houston</b>
		Lou Henson	1980 – New Mexico State	1989 – Illinois
5.	18	Bob Huggins	1992 – Cincinnati	2010 – West Virginia
t6.	17	Jim Larranaga	2006 – George Mason	2023 – Miami (Fla.)
		Eddie Sutton	1978 – Arkansas	1995 – Oklahoma State
<b>t8.</b>	<b>14</b>	<b>Guy V. Lewis</b>	<b>1968 – Houston</b>	<b>1982 – Houston</b>
		Slats Gill	1949 – Oregon State	1963 – Oregon State
10.	13	Branch McCracken	1940 – Indiana	1953 – Indiana
t11.	12	John Calipari	1996 – UMass	2008 – Memphis
		Phog Allen	1940 – Kansas	1952 – Kansas
13.	11	Hugh Durham	1972 – Florida State	1983 – Georgia
t14.	10	Jim Boeheim	2003 – Syracuse	2013 – Syracuse
		Jerry Tarkanian	1977 – UNLV	1987 – UNLV
		Jack Gardner	1951 – Kansas State	1961 – Utah
t17.	9	Eddie Sutton	1995 – Oklahoma State	2004 – Oklahoma State
		Roy Williams	1993 – Kansas	2002 – Kansas
		Jim Boeheim	1987 – Syracuse	1996 – Syracuse
		Dean Smith	1982 – North Carolina	1991 – North Carolina
t21.	8	Rick Pitino	1997 – Kentucky	2005 – Louisville
		Lute Olson	1980 – Iowa	1988 – Arizona
		Adolph Rupp	1958 – Kentucky	1966 – Kentucky
		Bruce Drake	1938 – Oklahoma	1947 – Oklahoma



### MOST VICTORIES among ACTIVE NCAA DIVISION I COACHES through Jan. 7, 2025

Rk.	Wins	Coach	School(s)	Years
1.	824	John Calipari	Arkansas, UMass, Memphis, Kentucky	1989 –
2.	820	Rick Barnes	George Mason, Providence, Clemson, Texas, Tennessee	1988 –
3.	805	Bill Self	Tulsa, Illinois, Kansas	1999 –
4.	775	<b>Kelvin Sampson</b>	<b>Montana Tech, Washington State, Oklahoma, Indiana, Houston</b>	<b>1982 –</b>
5.	768	Dana Altman	Marshall, Kansas State, Creighton, Oregon	1990 –
6.	744	Rick Pitino	Hawai'i, Boston, Providence, Kentucky, Louisville, Iona, St. John's	1975 –
7.	727	Mark Few	Gonzaga	2000 –
8.	719	Tom Izzo	Michigan State	1996 –
9.	704	Greg Kampe	Oakland	1985 –
10.	691	Steve Alford	Manchester, Missouri State, Iowa New Mexico, UCLA, Nevada	1992 –
11.	676	Bruce Pearl	Southern Indiana, Milwaukee, Tennessee, Auburn	1993 –
12.	632	Leonard Hamilton	Oklahoma State, Miami (Fla.), Florida State	1987 –
13.	619	Fran Dunphy	Penn, Temple, La Salle	1990 –
14.	614	Greg McDermott	Wayne State (Neb.), UNI, Iowa State, Creighton	1994 –
15.	582	Scott Nagy	South Dakota State, Wright State, Southern Illinois	1995 –
16.	563	Herb Sendek	Miami (Ohio), NC State, Arizona State, Santa Clara	1993 –
17.	547	Randy Bennett	Saint Mary's (Calif.)	2001 –
18.	542	Fran McCaffery	Lehigh, UNC Greensboro, Siena, Iowa	1985 –
19.	517	Ron Hunter	IUPUI, Georgia State, Tulane	1994 –



### MOST GAMES among ACTIVE NCAA DIVISION I COACHES through Jan. 7, 2025

Rk.	No.	Coach	School(s)	Years
1.	1,252	Greg Kampe	Oakland	1985 –
2.	1,236	Rick Barnes	George Mason, Providence, Clemson, Tennessee	1988 –
3.	1,165	Dana Altman	Marshall, Kansas State, Creighton, Oregon	1990 –
4.	1,127	<b>Kelvin Sampson</b>	<b>Montana Tech, Washington State, Oklahoma, Indiana, Houston</b>	<b>1982 –</b>
5.	1,126	Leonard Hamilton	Oklahoma State, Miami (Fla.), Florida State	1987 –
6.	1,088	John Calapari	Arkansas, UMass, Memphis, Kentucky	1989 –
7.	1,056	Bill Self	Tulsa, Illinois, Kansas	1999 –
8.	1,055	Steve Alford	Manchester, Missouri State, Iowa New Mexico, UCLA, Nevada	1992 –
9.	1,050	Rick Pitino	Iona, Louisville, Kentucky, Providence, Boston, Hawai'i	1996 –
10.	1,016	Tom Izzo	Michigan State	1996 –
**	990	Fran Dunphy	Penn, Temple, La Salle	1990 –

### MOST YEARS among ACTIVE NCAA DIVISION I COACHES includes 2024-25 season

Rk.	Years	Coach	School(s)	Years
1.	41	Greg Kampe	Oakland	1985 –
2.	38	Rick Barnes	George Mason, Providence, Clemson, Texas, Tennessee	1988 –
t3.	37	Rick Pitino	Hawai'i, Boston, Providence, Kentucky, Louisville, Iona	1975 –
t3.	37	Leonard Hamilton	Oklahoma State, Miami (Fla.), Florida State	1987 –
t5.	36	<b>Kelvin Sampson</b>	<b>Montana Tech, Washington State, Oklahoma, Indiana, Houston</b>	<b>1982 –</b>
t5.	36	Dana Altman	Marshall, Kansas State, Creighton, Oregon	1990 –
7.	34	Steve Alford	Manchester, Missouri State, Iowa New Mexico, UCLA, Nevada	1992 –
t8.	33	John Calipari	Arkansas, UMass, Memphis, Kentucky	1989 –
t8.	32	Fran Dunphy	Penn, Temple, La Salle	1990 –

### MOST NCAA DIVISION I 20-WIN SEASONS among ACTIVE COACHES through Jan. 7, 2025

Rk.	No.	Coach	School(s)	Years
1.	28	John Calipari	Arkansas, UMass, Memphis, Kentucky	1989 –
2.	27	Bill Self	Tulsa, Illinois, Kansas	1999 –
3.	26	Dana Altman	Marshall, Kansas State, Creighton, Oregon	1990 –
4.	25	Mark Few	Gonzaga	2000 –
t5.	24	<b>Kelvin Sampson</b>	<b>Montana Tech, Washington State, Oklahoma, Indiana, Houston</b>	<b>1982 –</b>
t5.	24	Rick Barnes	George Mason, Providence, Clemson, Texas, Tennessee	1988 –
t5.	24	Rick Pitino	Hawai'i, Boston, Providence, Kentucky, Louisville, Iona, St. John's	1975 –
8.	23	Tom Izzo	Michigan State	1996 –
9.	18	Fran Dunphy	Penn, Temple, La Salle	1990 –

### MOST NCAA DIVISION I 30-WIN SEASONS among ACTIVE COACHES through Jan. 7, 2025

Rk.	No.	Coach	School(s)	Years
1.	11	Bill Self	Oral Roberts, Tulsa, Illinois, Kansas	1994 –
2.	10	John Calipari	Arkansas, UMass, Memphis, Kentucky	1989 –
3.	7	Mark Few	Gonzaga	2000 –
t4.	5	<b>Kelvin Sampson</b>	<b>Montana Tech, Washington State, Oklahoma, Indiana, Houston</b>	<b>1982 –</b>
t4.	5	Tom Izzo	Michigan State	1996 –
t4.	5	Sean Miller	Xavier, Arizona, Xavier	2005 –
t4.	5	Rick Pitino	Hawai'i, Boston, Providence, Kentucky, Louisville, Iona, St. John's	1976 –
8.	4	Tony Bennett	Washington State, Virginia	2006 –
9.	3	Rick Barnes	George Mason, Providence, Clemson, Texas, Tennessee	1988 –
t10.	2	Steve Alford	Manchester Missouri State, Iowa, New Mexico, UCLA, Nevada	1992 –
t10.	2	Dana Altman	Marshall, Kansas State, Creighton, Oregon	1990 –
t10.	2	Chris Beard	McMurry, Angelo State, Texas Tech, Texas, Mississippi	2013 –
t10.	2	Jamie Dixon	Pittsburgh, TCU	2004 –
t10.	2	Ben Jacobson	UNI	2006 –
t10.	2	Bruce Pearl	Southern Indiana, Milwaukee, Tennessee, Auburn	1993 –



## #23 TERRANCE ARCEAUX

Guard

6-6 • 205 • r-Sophomore-2L (RS '23-24)

Beaumont, Texas (Beaumont United HS)

Integrated Studies

📷 **tarceneaux23** X **TArceneaux21**

### CAREER HIGHS

#### Points

16, vs. Toledo (12/18/24)

#### Field Goals Made

7, vs. Toledo (12/18/24)

#### Field Goal Attempts

14, vs. Louisiana (11/13/24)

#### 3-Point Field Goals Made

4, vs. BYU (1/4/25)

#### 3-Point Field Goal Attempts

8, vs. Louisiana (11/13/24)

#### Free Throws Made

4, vs. Butler (12/7/24)

4, vs. Louisiana (11/13/24)

#### Free Throw Attempts

6, vs. Montana (11/24/23)

6, vs. Oral Roberts (11/14/22)

#### Rebounds

10, vs. Jackson State (12/9/23)

#### Offensive Rebounds

6, vs. Jackson State (12/9/23)

#### Defensive Rebounds

7, vs. Toledo (12/18/24)

#### Assists

3, vs. Texas A&M-Corpus Christi (12/21/24)

3, vs. North Carolina A&T (12/13/22)

#### Steals

4, vs. Hofstra (11/22/24)

#### Blocked Shots

1, done 11 times; Most recently vs. Rice (12/6/23)

#### Minutes Played

35:22, vs. Memphis (3/12/23)

### REDSHIRT SOPHOMORE (2024-25)

Scored 10 points on 4-of-6 shooting and grabbed three rebounds with two assists and two steals in charity exhibition win over #13/15 Texas A&M (10/27)... Made his season debut in season-opening win vs. Jackson State inside Fertitta Center... Finished with seven points and one rebound against the Tigers (11/4)... Led all players with 14 points and grabbed five rebounds with a pair of assists in home win over Louisiana (11/13)... Posted 12 points on 5-of-7 shooting and added three rebounds with a game-high four steals in home win over Hofstra (11/22)... Posted 13 points on 6-of-7 shooting and grabbed three rebounds with two steals against Notre Dame during second day of Players Era Festival inside MGM Grand Garden Arena in Las Vegas (11/27)... Scored 14 points on 5-of-9 shooting from field with 4-of-4 shooting from free throw line vs. Butler in Big 12-Big East Challenge (12/7)... Led all players with 16 points and nine

rebounds in home win over Toledo (12/18)... Posted 13 points on 5-of-9 shooting and grabbed five rebounds with three assists and three steals in home win over Texas A&M-Corpus Christi (12/21)... Finished with 15 points and grabbed six rebounds, including three offensive boards, in home win over BYU (1/4).

### 2024-25 GAME-by-GAME STATISTICS (11-3 • 3-0 Big 12)

Date	Opponent	GS	Min	FG-A	3FG-FGA	FT-FTA	OR-DR	Tot	PF	A	TO	Blk	Stl	Pts
11/4/24	JACKSON STATE		16:48	3-7	1-1	0-0	0-1	1	1	0	1	0	0	7
11/9/24	vs. #11/11Auburn		11:33	1-2	1-1	2-4	1-1	2	0	0	0	0	0	5
11/13/24	LOUISIANA		24:06	4-14	2-8	4-4	2-3	5	2	2	1	0	1	14
11/22/24	rv/- HOFSTRA		23:28	5-7	0-0	2-2	1-2	3	1	1	0	0	4	12
11/26/24	vs. #9/9 Alabama		20:52	2-3	0-0	1-2	1-2	3	2	1	1	0	2	5
11/27/24	vs. Notre Dame		22:46	6-7	1-2	0-0	1-2	3	0	2	0	0	1	13
11/30/24	vs. San Diego State		20:39	1-4	0-0	1-2	0-3	3	2	1	0	0	0	3
12/7/24	BUTLER		22:44	5-9	0-1	4-4	1-0	1	1	0	0	0	3	14
12/10/24	TROY		22:16	3-7	0-1	3-4	1-3	4	1	1	4	0	0	9
12/18/24	TOLEDO		27:05	7-12	1-2	1-2	2-7	9	2	1	0	0	1	16
12/21/24	TEXAS A&M-CORPUS CHRISTI *		23:40	5-9	3-6	0-0	2-3	5	1	3	0	0	3	13
12/30/24	* at Oklahoma State		17:28	0-3	0-3	0-0	0-2	2	2	0	3	0	0	0
1/4/25	* BYU		22:59	5-9	4-5	1-2	3-3	6	0	1	0	0	2	15
1/6/25	* TCU		23:05	1-4	0-2	0-0	0-1	1	1	0	1	0	2	2
1/11/25	* at Kansas State		---	---	---	---	---	---	---	---	---	---	---	---
1/15/25	* WEST VIRGINIA		---	---	---	---	---	---	---	---	---	---	---	---
1/18/25	* at UCF		---	---	---	---	---	---	---	---	---	---	---	---
1/21/25	* UTAH		---	---	---	---	---	---	---	---	---	---	---	---
1/25/25	* at Kansas		---	---	---	---	---	---	---	---	---	---	---	---
1/29/25	* at West Virginia		---	---	---	---	---	---	---	---	---	---	---	---
2/1/25	* TEXAS TECH		---	---	---	---	---	---	---	---	---	---	---	---
2/4/25	* OKLAHOMA STATE		---	---	---	---	---	---	---	---	---	---	---	---
2/8/25	* at Colorado		---	---	---	---	---	---	---	---	---	---	---	---
2/10/25	* BAYLOR		---	---	---	---	---	---	---	---	---	---	---	---
2/15/25	* at Arizona		---	---	---	---	---	---	---	---	---	---	---	---
2/18/25	* at Arizona State		---	---	---	---	---	---	---	---	---	---	---	---
2/22/25	* IOWA STATE		---	---	---	---	---	---	---	---	---	---	---	---
2/24/25	* at Texas Tech		---	---	---	---	---	---	---	---	---	---	---	---
3/1/25	* CINCINNATI		---	---	---	---	---	---	---	---	---	---	---	---
3/13/25	* KANSAS		---	---	---	---	---	---	---	---	---	---	---	---
3/8/25	* at Baylor		---	---	---	---	---	---	---	---	---	---	---	---
TBA	TBA		---	---	---	---	---	---	---	---	---	---	---	---

### CAREER STATISTICS

Year	W-L	GP-GS	MP	FG-FGA	Pct	3P-A	Pct	FT-FTA	Pct	Off-Def	Reb - Avg	PF-DQ	Ast	TO	Blk	Stl	Pts - Avg
2022-23	30-4	34-1	471	49-133	.368	17-68	.250	10-19	.526	30-54	84 - 2.5	36-0	19	19	5	22	125 - 3.7
2023-24	11-0	10-0	196	22-57	.386	6-21	.286	10-19	.526	23-27	50 - 5.0	13-0	8	4	5	10	60 - 6.0
2024-25	11-3	14-1	299	48-97	.495	13-32	.406	19-26	.731	15-33	48 - 3.4	16-0	13	11	0	19	128 - 9.1
Totals	51-7	59-2	972	119-287	.415	36-121	.298	39-64	.609	68-114	182 - 3.1	65-0	40	34	11	51	313 - 5.3




## ARCENEUX's 2023-24 GAME-BY-GAME (11-0 • 0-0 Big 12)

Opponent	Date	GS	Min	FG-A	3FG-A	FT-A	Off-Def	Tot	PF	A	TO	Blk	Stl	Pts
ULM	11/6/23		19:25	2-6	0-3	1-2	1-3	4	1	1	0	0	3	5
TEXAS A&M-CORPUS CHRISTI	11/11/23		18:32	2-5	0-2	1-2	3-5	8	0	0	0	1	1	5
STETSON	11/13/23		21:35	3-5	1-2	3-3	1-1	2	0	1	0	1	3	10
vs. Towson	11/16/23		17:05	2-5	1-2	2-4	0-1	1	1	0	0	0	0	7
vs. Utah	11/17/23		26:13	3-6	1-3	1-2	2-2	4	2	2	0	1	0	8
vs. Dayton	11/19/23		15:12	2-4	1-1	0-0	3-0	3	1	1	0	0	0	5
MONTANA	11/24/23		19:10	1-8	0-2	2-6	3-6	9	1	1	0	0	1	4
at Xavier	12/1/23		13:21	1-3	0-0	0-0	0-0	0	3	0	0	1	1	2
RICE	12/6/23		23:14	3-9	0-2	0-0	4-5	9	2	1	1	1	0	6
JACKSON STATE	12/9/23		22:00	3-6	2-4	0-0	6-4	10	2	1	3	0	1	8
vs. rv/rv Texas A&M	12/16/23		5:36	0-0	0-0	0-0	0-0	0	0	0	0	1	0	0

Sat out for the remainder of the season with a foot injury

## ARCENEUX's 2022-23 GAME-BY-GAME (30-4 • 15-1 American)

Opponent	Date	GS	Min	FG-A	3FG-A	FT-A	Off-Def	Tot	PF	A	TO	Blk	Stl	Pts
HOFSTRA	11/9/21	DNP – Coach's Decision												
NORTHERN COLORADO	11/7/22		16:56	3-5	1-3	0-0	2-2	4	0	0	1	0	2	7
vs. Saint Joseph's	11/11/22		10:40	1-5	0-3	1-2	0-3	3	2	0	0	0	0	3
ORAL ROBERTS	11/14/22		22:14	4-7	3-6	3-6	1-4	5	0	0	0	1	1	14
TEXAS SOUTHERN	11/16/22		15:18	2-5	1-4	1-1	3-2	5	0	0	0	0	1	6
at rv/rv Oregon	11/20/22		19:10	6-11	3-5	0-1	3-2	5	1	1	0	0	3	15
KENT STATE	11/26/22		17:46	0-2	0-1	0-0	0-6	6	1	1	0	0	0	0
NORFOLK STATE	11/29/22		23:43	3-8	1-4	0-0	0-3	3	2	0	1	1	0	7
vs. –/rv Saint Mary's (Calif.)	12/3/22		12:58	1-2	0-0	0-0	1-3	4	1	0	1	0	0	2
NORTH FLORIDA	12/6/22		22:10	1-6	0-2	0-0	1-5	6	0	1	1	0	1	2
#8/10 ALABAMA	12/10/22		8:11	0-1	0-1	0-0	0-1	1	0	0	1	0	0	0
NORTH CAROLINA A&T	12/13/22		17:52	1-6	1-6	0-0	1-1	2	4	3	4	0	2	3
at #2/2 Virginia	12/17/22	DNP – Coach's Decision												
McNEESE	12/21/22		17:08	3-6	1-3	0-0	1-3	4	1	2	1	0	0	7
* at Tulsa	12/28/22		12:59	4-5	1-2	0-0	0-3	3	0	1	0	0	2	9
* UCF	12/31/22	DNP – Coach's Decision												
* SMU	1/5/23		19:01	4-9	1-3	1-2	3-2	5	1	0	1	1	0	10
* at Cincinnati	1/8/23		13:51	2-2	0-0	0-0	1-0	1	0	1	0	1	1	4
* SOUTH FLORIDA	1/11/23		16:57	0-4	0-2	0-0	3-0	3	2	1	0	0	2	0
* at Tulane	1/17/23		3:44	0-1	0-0	0-0	0-0	0	0	1	0	0	0	0
* TEMPLE	1/22/23		3:27	0-1	0-0	0-0	0-0	0	1	0	0	0	0	0
* at UCF	1/25/23		11:49	1-3	0-1	0-0	0-0	0	0	0	1	0	0	2
* CINCINNATI	1/28/23		11:10	1-2	0-1	0-0	0-2	2	0	0	0	1	2	2
* at Wichita State	2/2/23		11:21	1-3	1-3	0-0	0-0	0	1	0	0	0	0	3
* at Temple	2/5/23		2:09	0-0	0-0	0-0	0-0	0	0	0	1	0	0	0
* TULSA	2/8/23		16:14	2-5	1-3	0-0	1-1	2	2	2	1	0	0	5
* at SMU	2/16/23	DNP – Injury												
* MEMPHIS	2/19/23		8:55	1-3	0-2	0-0	0-1	1	0	0	0	0	2	2
* TULANE	2/22/23		11:51	0-2	0-2	0-0	0-2	2	1	2	0	0	0	0
* at East Carolina	2/25/23		11:09	0-1	0-1	0-0	0-2	2	3	0	0	0	0	0
* WICHITA STATE	3/2/23		14:43	1-3	0-0	0-0	2-1	3	1	2	0	0	2	2
* at Memphis	3/5/23		1:44	1-1	0-0	0-1	0-0	0	2	0	1	0	0	2
vs. (9) East Carolina	3/10/23		14:17	1-5	1-2	0-0	0-1	1	1	0	1	0	0	3
vs. (4) Cincinnati	3/11/23		27:41	1-5	0-2	2-3	2-1	3	2	0	1	0	0	4
vs. (2) Memphis	3/12/23	*	35:22	3-10	1-4	2-3	3-0	3	3	1	2	0	0	9
vs. (16) Northern Kentucky	3/16/23		11:38	1-4	0-2	0-0	1-3	4	2	0	0	0	1	2
vs. (9) Auburn	3/18/23		4:45	0-0	0-0	0-0	1-0	1	1	0	0	0	0	0
vs. #16/15 (5) Miami (Fla.)	3/24/23		2:36	0-0	0-0	0-0	0-0	0	1	0	0	0	0	0



## #4 L.J. CRYER

**Guard**

**6-1 • 200 • Graduate-1L**

**Katy, Texas (Morton Ranch HS)**

**'24 UH graduate in Integrated Studies**

**Post-baccalaureate work in Health**

**ljcryer**

### CAREER HIGHS

#### Points

30, vs. #9/9 Alabama (11/26/24)  
30, vs. rv/#22 Creighton (3/19/23)

#### Field Goals Made

9, done seven times; Most recently  
vs. #9/9 Alabama (11/26/24)  
13, vs. rv/#22 Creighton (3/19/23)

#### Field Goal Attempts

26, vs. #9/9 Alabama (11/26/24)  
22, vs. rv/#22 Creighton (3/19/23)

#### 3-Point Field Goals Made

6, done four times; Most recently  
vs. Troy (12/10/24)  
8, vs. West Virginia (2/13/23)

#### 3-Point Field Goal Attempts

13, vs. San Diego State (11/30/24)  
12, vs. Norfolk State (11/11/22)

#### Free Throws Made

10, vs. #9/9 Alabama (11/26/24)  
6, vs. #17/17 TCU (1/4/23)

#### Free Throw Attempts

10, vs. #9/9 Alabama (11/26/24)  
7, at Texas Tech (1/17/23)

#### Rebounds

5, at rv/rv TCU (1/13/24)  
5, at #10/10 Texas (1/30/23)  
5, vs. Northwestern State (12/20/22)

#### Offensive Rebounds

3, at #21/19 BYU (1/23/24)  
2, at Oklahoma State (2/27/23)  
2, at #14/16 Kansas State (2/21/23)

#### Defensive Rebounds

4, done four times; Most recently  
at rv/rv TCU (1/13/24)  
5, vs. Northwestern State (12/20/22)

#### Assists

4, done five times; Most recently  
vs. (9) Texas A&M (3/24/24)  
6, at #14/16 Kansas State (2/21/23)  
6, vs. Central Arkansas (11/17/21)

#### Steals

4, at Oklahoma State (12/30/24)  
4, vs. UCF (1/20/24)  
4, vs. Norfolk State (11/11/22)

#### Blocked Shots

1, done five times; Most recently  
vs. San Diego State (11/30/24)  
1, vs. McNeese (1/23/22)  
1, vs. Kansas State (1/25/22)

#### Minutes Played

42:44, at #11/11 Baylor (2/24/24)  
40, at Oklahoma State (1/27/23)

*Accomplished at Baylor*

### HONORS

• **1A FAR Academic Excellence Award**

### PRESEASON HONORS

• **2024-25 Blue Ribbon Yearbook Preseason**

**All-America Fourth Team**

• **2024-25 Jersey Mike's Naismith Trophy**

**Player of the Year Watch List**

• **2024-25 NABC Player of the Year Watch List**

• **2024-25 Preseason All-Big 12 First Team**

### GRADUATE (2024-25)

Received 1A FAR Academic Excellence Award in December 2024...

Presented to student-athletes who graduate with a cumulative GPA of 3.80 or above and have participated in at least two years of NCAA athletics at an FBS school... Led Houston with 18 points, thanks to six

3-pointers and added three assists with a steal in charity exhibition win vs. #13/15 Texas A&M (10/27)... Led all players with 16 points, thanks to 4-of-6 3-point shooting, and dished out three assists in season-opening win vs. Jackson State inside Fertitta Center (11/4)... Tied for team lead with 13 points and added two assists and a steal against #11/11 Auburn in Mattress Firm Battleground 2k24 inside Toyota Center (11/9)... Led all players with 30 points, thanks to 10-of-10 shooting from the free throw line, and three steals against #9/9 Alabama during first day of Players Era Festival inside MGM Grand Garden Arena in Las Vegas... Scored 21 points and led all players with five 3-pointers against San Diego State during Players Era Festival Third-Place Game (11/30)... Finished with a game-high 20 points and added four 3-pointers with three assists in win over Butler during Big 12-Big East Challenge (12/7)... Led all players with 22 points, thanks to 6-of-7 shooting from the arc, in home win over Troy (12/10)... Posted 17 points on 5-of-9 shooting from the field, including 5-of-7 from the arc, with three assists in home win over Texas A&M-Corpus Christi (12/21)... Finished with 18 points, thanks to 4-of-8 shooting from the arc, and led all players with four steals in road win at Oklahoma State (12/30).

### 2024-25 GAME-by-GAME STATISTICS (11-3 • 3-0 Big 12)

Date	Opponent	GS	Min	FG-A	3FG-FGA	FT-FTA	OR-DR	Tot	PF	A	TO	Blk	Stl	Pts
11/4/24	JACKSON STATE	*	18:50	4-8	4-6	4-4	0-1	1	0	3	0	0	0	16
11/9/24	vs. #11/11 Auburn	*	27:37	5-14	1-4	2-3	0-0	0	4	2	1	0	1	13
11/13/24	LOUISIANA	*	16:19	3-6	2-3	0-0	0-2	2	0	1	2	0	1	8
11/22/24	rv/- HOFSTRA	*	26:55	3-10	2-8	0-0	0-3	3	1	3	0	0	3	8
11/26/24	vs. #9/9 Alabama	*	42:16	9-26	2-8	10-10	0-0	0	1	2	1	0	3	30
11/27/24	vs. Notre Dame	*	36:44	2-11	0-6	2-2	0-2	2	1	1	1	0	1	6
11/30/24	vs. San Diego State	*	37:48	7-15	5-13	2-2	0-2	2	3	2	3	1	0	21
12/7/24	BUTLER	*	35:45	7-14	4-7	2-2	0-1	1	1	3	3	0	0	20
12/10/24	TROY	*	32:00	8-11	6-7	0-0	0-2	2	0	0	0	1	2	22
12/18/24	TOLEDO	*	26:45	1-8	0-6	0-0	0-4	4	0	2	0	0	0	2
12/21/24	TEXAS A&M-CORPUS CHRISTI	*	28:43	5-9	5-7	2-2	0-0	0	0	3	1	0	0	17
12/30/24	* at Oklahoma State	*	33:48	6-15	4-8	2-2	0-2	2	1	0	2	0	4	18
1/4/25	* BYU	*	27:11	3-11	3-9	0-0	0-0	0	0	2	1	0	1	9
1/6/25	* TCU	*	25:18	4-9	2-5	0-0	1-1	2	3	3	0	0	1	10
1/11/25	* at Kansas State		--	--	--	--	--	--	--	--	--	--	--	--
1/15/25	* WEST VIRGINIA		--	--	--	--	--	--	--	--	--	--	--	--
1/18/25	* at UCF		--	--	--	--	--	--	--	--	--	--	--	--
1/21/25	* UTAH		--	--	--	--	--	--	--	--	--	--	--	--
1/25/25	* at Kansas		--	--	--	--	--	--	--	--	--	--	--	--
1/29/25	* at West Virginia		--	--	--	--	--	--	--	--	--	--	--	--
2/1/25	* TEXAS TECH		--	--	--	--	--	--	--	--	--	--	--	--
2/4/25	* OKLAHOMA STATE		--	--	--	--	--	--	--	--	--	--	--	--
2/8/25	* at Colorado		--	--	--	--	--	--	--	--	--	--	--	--
2/10/25	* BAYLOR		--	--	--	--	--	--	--	--	--	--	--	--
2/15/25	* at Arizona		--	--	--	--	--	--	--	--	--	--	--	--
2/18/25	* at Arizona State		--	--	--	--	--	--	--	--	--	--	--	--
2/22/25	* IOWA STATE		--	--	--	--	--	--	--	--	--	--	--	--
2/24/25	* at Texas Tech		--	--	--	--	--	--	--	--	--	--	--	--
3/1/25	* CINCINNATI		--	--	--	--	--	--	--	--	--	--	--	--
3/13/25	* KANSAS		--	--	--	--	--	--	--	--	--	--	--	--
3/8/25	* at Baylor		--	--	--	--	--	--	--	--	--	--	--	--
TBA	TBA		--	--	--	--	--	--	--	--	--	--	--	--

### CAREER STATISTICS

Year	W-L	GP-GS	MP	FG-FGA	Pct	3P-A	Pct	FT-FTA	Pct	Off-Def	Reb - Avg	PF-DQ	Ast	TO	Blk	Stl	Pts - Avg
2020-21 (at BU)	19-1	20-0	197	21-55	.382	16-44	.364	9-14	.643	3-8	11 - 0.6	7-0	15	9	0	10	67 - 3.4
2021-22 (at BU)	16-3	19-3	491	88-185	.476	52-111	.468	28-36	.778	2-27	29 - 1.5	25-0	32	33	1	15	256 - 13.5
2022-23 (at BU)	21-10	31-31	1,000	163-360	.453	80-193	.415	59-66	.894	7-57	64 - 2.1	44-0	63	48	1	15	465 - 15.0
2023-24	32-5	37-37	1,187	200-487	.411	112-289	.388	61-70	.871	24-64	88 - 2.4	63-2	70	35	4	39	573 - 15.5
2024-25	11-3	14-14	416	67-167	.401	40-97	.412	26-27	.963	1-20	21 - 1.5	15-0	27	15	2	17	200 - 14.3
<b>UH Totals</b>	<b>43-8</b>	<b>51-51</b>	<b>1,603</b>	<b>267-654</b>	<b>.408</b>	<b>152-386</b>	<b>.394</b>	<b>87-97</b>	<b>.897</b>	<b>25-84</b>	<b>109 - 2.1</b>	<b>78-2</b>	<b>97</b>	<b>50</b>	<b>6</b>	<b>56</b>	<b>773 - 15.2</b>
<b>BU Totals</b>	<b>56-14</b>	<b>70-34</b>	<b>1,688</b>	<b>272-600</b>	<b>.453</b>	<b>148-348</b>	<b>.425</b>	<b>96-116</b>	<b>.828</b>	<b>12-92</b>	<b>104 - 1.5</b>	<b>76-0</b>	<b>110</b>	<b>90</b>	<b>2</b>	<b>30</b>	<b>788 - 11.3</b>
<b>Totals</b>	<b>99-22</b>	<b>121-85</b>	<b>3,293</b>	<b>539-1,254</b>	<b>.430</b>	<b>300-734</b>	<b>.409</b>	<b>183-213</b>	<b>.859</b>	<b>37-176</b>	<b>213 - 1.8</b>	<b>154-2</b>	<b>207</b>	<b>141</b>	<b>8</b>	<b>96</b>	<b>1,561 - 12.9</b>

2 NCAA National Championship Game Appearances • 6 NCAA Final Four Appearances • 25 NCAA Tournaments • 20 Conference Championships • 2 NBA Draft No. 1 Overall Picks • 12 NBA Draft First-Round Selections



**CRYER'S 2022-23 GAME-BY-GAME (21-10 • 11-6 Big 12 at Baylor)**

Opponent	GS	Min	FG-A	3FG-A	FT-A	O-D-T	PF	A	TO	Blk	Stl	Pts
MISSISSIPPI VALLEY ST.	*	20	5-11	3-8	3-3	0-1-1	3	1	2	0	1	16
NORFOLK STATE	*	28	2-13	2-12	1-1	0-1-1	0	4	2	0	4	7
NORTHERN COLORADO	*	32	8-16	4-9	0-0	0-4-4	2	2	1	0	1	20
vs. #16/14 Virginia	*	31	8-12	3-5	0-0	0-0-0	1	4	0	0	0	19
vs. #8/7 UCLA	*	35	10-18	4-8	4-4	0-4-4	4	1	3	0	2	28
McNEESE	*	26	7-13	2-6	0-0	0-3-3	3	2	3	1	0	16
at Marquette	*	35	7-14	3-6	2-2	0-1-1	0	3	3	0	1	19
vs. #14/12 Gonzaga	*	26	3-7	0-1	1-2	0-3-3	1	0	3	0	0	7
TARLETON	DNP											
vs. Washington State	*	30	2-7	2-5	0-0	0-1-1	2	2	1	0	0	6
NORTHWESTERN STATE	*	36	4-13	3-10	0-0	0-5-5	1	3	2	0	0	11
NICHOLLS	DNP											
* at Iowa State	DNP											
#17/17 TCU	*	34	3-9	1-5	6-6	0-1-1	1	2	3	0	0	13
* KANSAS STATE	*	30	1-5	0-3	2-3	0-1-1	1	3	1	0	1	4
* at West Virginia	*	33	5-8	1-3	2-2	0-2-2	3	2	2	0	0	13
OKLAHOMA STATE	*	35	6-9	4-5	0-0	0-2-2	0	2	1	0	0	16
* at Texas Tech	*	30	5-7	4-4	4-7	0-4-4	4	1	0	0	0	18
* at Oklahoma	*	31	2-11	0-2	2-2	0-0-0	0	1	1	0	1	6
* #9/9 KANSAS	*	38	8-16	5-11	1-2	1-1-2	2	2	2	0	0	22
* ARKANSAS	*	36	6-13	2-4	6-6	1-1-2	2	1	2	0	0	20
* at #10/10 Texas	*	37	7-17	3-6	2-2	0-5-5	1	2	1	0	1	19
* TEXAS TECH	*	31	2-8	0-4	2-2	0-1-1	2	4	0	0	0	6
* OKLAHOMA	*	15	3-7	1-4	0-0	0-2-2	0	1	0	0	0	7
* at #17/19 TCU	*	36	8-11	4-6	3-3	1-2-3	0	2	1	0	1	23
* WEST VIRGINIA	*	35	8-12	8-11	2-2	0-1-1	2	0	2	0	0	26
* at #5/7 Kansas	*	38	5-14	3-7	2-2	0-2-2	0	0	1	0	0	15
* at #14/16 Kansas State	*	35	6-11	4-7	0-0	2-1-3	1	6	0	0	1	16
#8/8 TEXAS	*	35	2-7	1-4	4-4	0-3-3	0	4	3	0	1	9
* at Oklahoma State	*	40	5-15	3-10	2-2	2-1-3	3	2	2	0	0	15
* IOWA STATE	*	34	3-11	2-5	5-5	0-1-1	1	2	2	0	0	13
vs. Iowa State	*	36	3-10	3-5	1-1	0-1-1	1	2	3	0	0	10
vs. UC Santa Barbara	*	29	6-13	1-6	2-2	0-0-0	1	1	0	0	0	15
vs. Creighton	*	34	13-22	4-11	0-1	0-2-2	3	1	1	0	0	30

**CRYER's 2020-21 GAME-BY-GAME (19-1 • 8-1 Big 12 at Baylor)**

Opponent	GS	Min	FG-A	3FG-A	FT-A	O-D-T	PF	A	TO	Bk	Stl	Pts
vs. Louisiana		15	6-9	5-7	0-0	0-2-2	0	1	0	0	2	17
vs. Washington		10	0-0	0-0	0-0	0-0-0	1	0	0	0	0	0
vs. #5/10 Illinois	DNP											
<b>STEPHEN F. AUSTIN</b>	<b>18</b>	<b>1-3</b>	<b>1-3</b>	<b>3-4</b>	<b>1-1-2</b>	<b>2</b>	<b>3</b>	<b>1</b>	<b>0</b>	<b>1</b>	<b>6</b>	
* at Kansas State	19	3-5	2-4	0-0	0-1-1	0	3	1	0	1	8	
<b>ARKANSAS-PINE BLUFF</b>	<b>24</b>	<b>4-7</b>	<b>4-6</b>	<b>3-4</b>	<b>0-0-0</b>	<b>2</b>	<b>2</b>	<b>0</b>	<b>0</b>	<b>2</b>	<b>15</b>	
<b>CENTRAL ARKANSAS</b>	<b>22</b>	<b>3-8</b>	<b>1-5</b>	<b>0-0</b>	<b>0-0-0</b>	<b>0</b>	<b>2</b>	<b>1</b>	<b>0</b>	<b>1</b>	<b>7</b>	
<b>ALCORN STATE</b>	<b>19</b>	<b>0-6</b>	<b>0-5</b>	<b>2-4</b>	<b>0-2-2</b>	<b>1</b>	<b>2</b>	<b>4</b>	<b>0</b>	<b>1</b>	<b>2</b>	
* <b>IOWA STATE</b>	DNP											
* <b>OKLAHOMA</b>	<b>9</b>	<b>1-1</b>	<b>1-1</b>	<b>0-0</b>	<b>0-2-2</b>	<b>0</b>	<b>0</b>	<b>0</b>	<b>0</b>	<b>0</b>	<b>3</b>	
* at TCU	5	0-0	0-0	0-0	0-0-0	0	0	0	0	0	0	
* at #15/15 Texas Tech	2	0-0	0-0	0-0	0-0-0	0	0	0	0	0	0	
* <b>#9/9 KANSAS</b>	DNP											
* at rv/rv Oklahoma State	7	1-4	1-4	0-0	0-0-0	0	0	0	0	0	0	
<b>KANSAS STATE</b>	<b>17</b>	<b>1-3</b>	<b>1-2</b>	<b>0-0</b>	<b>0-1-1</b>	<b>0</b>	<b>2</b>	<b>1</b>	<b>0</b>	<b>1</b>	<b>3</b>	
<b>AUBURN</b>	<b>6</b>	<b>0-0</b>	<b>0-0</b>	<b>0-0</b>	<b>0-0-0</b>	<b>0</b>	<b>0</b>	<b>0</b>	<b>0</b>	<b>0</b>	<b>0</b>	
* at #6/6 Texas	DNP											
* <b>IOWA STATE</b>	<b>10</b>	<b>1-3</b>	<b>0-2</b>	<b>0-0</b>	<b>0-0-0</b>	<b>0</b>	<b>0</b>	<b>1</b>	<b>0</b>	<b>0</b>	<b>2</b>	
* at #17/19 Kansas	7	0-0	0-0	0-0	0-0-0	1	0	0	0	1	0	
* <b>#6/5 WEST VIRGINIA</b>	DNP											
* <b>#17/17 OKLAHOMA STATE</b>	DNP											
* <b>#18/18 TEXAS TECH</b>	<b>2</b>	<b>0-1</b>	<b>0-0</b>	<b>0-0</b>	<b>0-0-0</b>	<b>0</b>	<b>0</b>	<b>0</b>	<b>0</b>	<b>0</b>	<b>0</b>	
vs. Kansas State	DNP											
vs. #12/14 Oklahoma State	DNP											
vs. Hartford	5	0-3	0-3	1-2	1-1-2	0	0	0	0	0	0	1
vs. rv/- Wisconsin	1	0-0	0-0	0-0	0-0-0	0	0	0	0	0	0	0
vs. #18/17 Villanova	DNP											
vs. #10/10 Arkansas	DNP											
vs. #6/6 Houston	2	0-1	0-1	0-0	0-0-0	0	0	0	0	0	0	0
vs. #1/1 Gonzaga	1	0-1	0-1	0-0	0-0-0	0	0	0	0	0	0	0



## #5 Ja'VIER FRANCIS

Center

6-8 • 235 • Senior-3L

New Orleans, La. (Montverde Academy [Fla.])

Health Promotions

@lahjay11 X theJayfrancis10

### CAREER HIGHS

#### Points

23, vs. McNeese (12/21/22)

#### Field Goals Made

9, vs. McNeese (12/21/22)

#### Field Goal Attempts

10, vs. North Carolina A&T (12/13/22)

#### 3-Point Field Goals Made

None

#### 3-Point Field Goal Attempts

None

#### Free Throws Made

5, vs. McNeese (12/21/22)

#### Free Throw Attempts

10, vs. McNeese (12/21/22)

#### Rebounds

15, vs. North Carolina A&T (12/13/22)

#### Offensive Rebounds

7, vs. McNeese (12/21/22)

7, vs. North Carolina A&T (12/13/22)

#### Defensive Rebounds

8, vs. North Carolina A&T (12/13/22)

#### Assists

1, done 17 times; Most recently  
vs. Troy (12/10/24)

#### Steals

3, vs. (16) Longwood (3/22/24)

3, vs. Cincinnati (2/27/24)

3, vs. South Florida (1/11/23)

#### Blocked Shots

5, vs. Texas A&M-Corpus Christi (11/11/23)

#### Minutes Played

27:57, vs. North Carolina A&T (12/13/22)

### SENIOR (2024-25)

Returned to starting lineup against #11/11 Auburn in Mattress Firm Battleground 2k24 inside Toyota Center... Finished with four points and a rebound against the Tigers (11/9)... Led all player with three blocks and added nine points with four rebounds in home win over Louisiana (11/13)... Blocked four shots in home win over Texas A&M-Corpus Christi (12/21)... Scored nine points with five rebounds, including three offensive boards, and a game-high three blocked shots in home win over BYU (1/4)... Grabbed five rebounds and tied for game-high honors with four offensive boards in home win over TCU (1/6).

### 2024-25 GAME-by-GAME STATISTICS (10-3 • 2-0 Big 12)

Date	Opponent	GS	Min	FG-A	3FG-FGA	FT-FTA	OR-DR	Tot	PF	A	TO	Blk	Stl	Pts
11/4/24	JACKSON STATE	DNP – Injury												
11/9/24	vs. #11/11 Auburn	*	8:53	1-1	0-0	2-2	0-1	1	2	0	1	0	0	4
11/13/24	LOUISIANA	*	12:37	3-5	0-0	3-4	2-2	4	1	0	0	3	0	9
11/22/24	rv/– HOFSTRA	*	14:45	2-5	0-0	0-0	2-1	3	0	0	0	1	1	4
11/26/24	vs. #9/9 Alabama	*	12:18	0-1	0-0	2-3	1-1	2	4	0	2	0	2	2
11/27/24	vs. Notre Dame	*	10:37	2-3	0-0	0-0	0-2	2	3	0	0	1	0	4
11/30/24	vs. San Diego State	*	20:04	2-5	0-0	1-3	3-3	6	2	1	0	1	0	5
12/7/24	BUTLER		13:46	1-2	0-0	0-0	1-3	4	3	0	1	1	0	2
12/10/24	TROY		18:43	1-2	0-1	0-1	1-3	4	0	1	2	1	0	2
12/18/24	TOLEDO		12:46	1-2	0-0	1-2	1-4	5	4	0	3	0	0	3
12/21/24	TEXAS A&M-CORPUS CHRISTI		18:31	3-5	0-0	3-4	0-0	0	3	0	2	4	2	9
12/30/24	* at Oklahoma State		19:25	1-4	0-0	0-0	0-5	5	2	0	2	1	0	2
1/4/25	* BYU		19:01	4-6	0-0	1-2	3-2	5	2	0	1	3	1	9
1/6/25	* TCU		16:28	1-3	0-0	2-2	4-1	5	1	1	0	0	0	4
1/11/25	* at Kansas State		---	---	---	---	---	---	---	---	---	---	---	---
1/15/25	* WEST VIRGINIA		---	---	---	---	---	---	---	---	---	---	---	---
1/18/25	* at UCF		---	---	---	---	---	---	---	---	---	---	---	---
1/21/25	* UTAH		---	---	---	---	---	---	---	---	---	---	---	---
1/25/25	* at Kansas		---	---	---	---	---	---	---	---	---	---	---	---
1/29/25	* at West Virginia		---	---	---	---	---	---	---	---	---	---	---	---
2/1/25	* TEXAS TECH		---	---	---	---	---	---	---	---	---	---	---	---
2/4/25	* OKLAHOMA STATE		---	---	---	---	---	---	---	---	---	---	---	---
2/8/25	* at Colorado		---	---	---	---	---	---	---	---	---	---	---	---
2/10/25	* BAYLOR		---	---	---	---	---	---	---	---	---	---	---	---
2/15/25	* at Arizona		---	---	---	---	---	---	---	---	---	---	---	---
2/18/25	* at Arizona State		---	---	---	---	---	---	---	---	---	---	---	---
2/22/25	* IOWA STATE		---	---	---	---	---	---	---	---	---	---	---	---
2/24/25	* at Texas Tech		---	---	---	---	---	---	---	---	---	---	---	---
3/1/25	* CINCINNATI		---	---	---	---	---	---	---	---	---	---	---	---
3/13/25	* KANSAS		---	---	---	---	---	---	---	---	---	---	---	---
3/8/25	* at Baylor		---	---	---	---	---	---	---	---	---	---	---	---
TBA	TBA		---	---	---	---	---	---	---	---	---	---	---	---

### CAREER STATISTICS

Year	W-L	GP-GS	MP	FG-FGA	Pct	3P-A	Pct	FT-FTA	Pct	Off-Def	Reb – Avg	PF-DQ	Ast	TO	Blk	Stl	Pts – Avg
2021-22	17-1	18-0	73	9-14	.643	0-0	.000	3-9	.333	5-11	16 – 0.9	5-0	0	6	11	1	21 – 1.2
2022-23	32-3	35-1	362	62-87	.713	0-0	.000	26-44	.591	50-72	122 – 3.5	56-0	6	10	39	12	150 – 4.3
2023-24	32-5	37-37	765	93-144	.646	0-0	.000	37-70	.529	83-109	192 – 5.2	99-5	9	29	59	34	223 – 6.0
2024-25	10-3	13-6	198	22-44	.500	0-1	.000	15-23	.652	18-28	46 – 3.5	27-0	3	14	16	6	59 – 4.5
Totals	91-12	103-44	1,398	186-289	.644	0-1	.000	81-146	.555	156-220	376 – 3.7	187-5	18	59	125	53	453 – 4.4



## FRANCIS' 2023-24 GAME-by-GAME (32-5 • 15-3 Big 12)

Opponent	GS	Min	FG-A	3FG-A	FT-A	O-D-T	PF	A	TO	Blk	Stl	Pts
<b>ULM</b>	*	17:44	3-3	0-0	3-4	2-2-4	3	0	1	1	2	9
<b>TEXAS MICHIGAN</b>	*	20:14	5-7	0-0	3-4	1-3-4	1	0	0	5	2	13
<b>STETSON</b>	*	18:27	2-4	0-0	2-4	3-4-7	2	0	0	0	2	6
vs. Towson	*	23:29	5-6	0-0	0-0	1-2-3	3	1	1	0	0	10
vs. Utah	*	14:53	0-0	0-0	1-2	1-2-3	3	0	2	1	1	1
vs. Dayton	*	21:15	1-4	0-0	0-0	5-4-9	3	0	0	1	0	2
<b>MONTANA</b>	*	15:11	0-0	0-0	2-4	1-4-5	1	0	1	1	0	2
at Xavier	*	22:54	0-2	0-0	0-3	2-5-7	4	1	3	3	0	0
<b>RICE</b>	*	18:31	4-8	0-0	2-4	2-0-2	1	0	1	1	2	10
<b>JACKSON STATE</b>	*	13:51	1-1	0-0	2-2	1-4-5	2	0	1	0	0	4
vs. rv/rv Texas A&M	*	16:38	2-5	0-0	1-1	2-3-5	4	0	1	3	0	5
<b>TEXAS STATE</b>	*	22:08	5-5	0-0	3-7	2-3-5	2	0	0	2	1	13
<b>PENN</b>	*	19:44	3-8	0-0	0-0	5-4-9	2	0	2	2	1	6
<b>WEST VIRGINIA</b>	*	17:14	6-8	0-0	1-1	2-3-5	2	0	1	2	0	13
* at rv/rv Iowa State	*	21:23	1-3	0-0	1-2	2-4-6	3	0	0	1	2	3
* at rv/rv TCU	*	21:06	1-1	0-0	0-0	3-3-6	2	0	0	2	0	2
<b>#25/25 TEXAS TECH</b>	*	24:52	3-7	0-0	0-0	2-4-6	1	0	0	2	1	6
<b>UCF</b>	*	22:37	4-4	0-0	2-2	3-3-6	2	0	0	3	0	10
* at #21/19 BYU	*	26:53	3-4	0-0	0-0	1-3-4	0	0	1	1	0	6
<b>rv/rv KANSAS STATE</b>	*	19:47	0-0	0-0	2-4	3-5-8	2	1	0	1	2	2
* at rv/rv Texas	*	25:38	1-2	0-0	2-2	2-6-8	5	1	0	1	0	4
* at #8/9 Kansas	*	3:55	1-1	0-0	0-0	0-0-0	1	0	0	0	0	2
<b>OKLAHOMA STATE</b>	*	21:06	4-6	0-0	0-0	2-4-6	4	0	0	0	2	8
* at Cincinnati	*	18:05	2-3	0-0	1-2	4-2-6	4	0	0	1	0	5
<b>rv/- TEXAS</b>	*	24:55	3-6	0-0	1-2	4-2-6	3	0	2	2	1	7
<b>#6/6 IOWA STATE</b>	*	26:49	2-3	0-0	0-4	2-5-7	2	1	1	1	1	4
* at #11/11 Baylor	*	21:44	4-5	0-0	0-0	1-1-2	4	0	0	2	1	8
<b>CINCINNATI</b>	*	25:53	3-3	0-0	0-2	2-3-5	3	0	2	3	3	6
* at rv/rv Oklahoma	*	12:16	0-1	0-0	1-2	0-1-1	5	0	0	1	1	1
* at UCF	*	26:39	4-6	0-0	2-2	6-2-8	2	0	2	2	1	10
<b>#14/15 KANSAS</b>	*	9:58	4-4	0-0	0-0	0-0-0	5	0	0	0	2	8
vs. (8) TCU	*	23:55	2-4	0-0	0-0	3-6-9	2	1	2	2	0	4
vs. #25/23 (4) Texas Tech	*	29:09	5-6	0-0	2-2	4-5-9	3	0	1	3	2	12
vs. #7/8 (2) Iowa State	*	18:59	3-4	0-0	0-0	3-1-4	5	0	1	1	0	6
vs. (16) Longwood	*	23:58	3-3	0-0	2-4	1-3-4	2	2	0	2	3	8
vs. (9) Texas A&M	*	18:52	0-1	0-0	0-0	0-0-0	5	0	1	4	1	0
vs. (4) Duke	*	34:37	3-6	0-0	1-4	5-3-8	1	1	2	2	0	7

## FRANCIS' 2021-22 GAME-BY-GAME (17-1 • 7-1 American)

Opponent	GS	Min	FG-A	3FG-A	FT-A	O-D-T	PF	A	TO	Blk	Stl	Pts
<b>HOFSTRA</b>	DNP – Coach's Decision											
<b>RICE</b>	10:03	0-1	0-0	0-1	1-2-3	0	0	1	1	0	0	0
<b>rv/#25 VIRGINIA</b>	1:24	0-0	0-0	0-0	0-0-0	0	0	0	0	0	0	0
vs. Butler	3:20	0-1	0-0	0-0	0-0-0	0	0	0	0	0	0	0
vs. Wisconsin	DNP – Coach's Decision											
vs. rv/#23 Oregon	5:44	2-2	0-0	0-0	0-1-1	0	0	0	1	0	4	4
<b>NORTHWESTERN STATE</b>	10:03	1-1	0-0	0-0	1-3-4	1	0	1	1	0	2	2
<b>BRYANT</b>	DNP – Injury											
<b>ALCORN STATE</b>	5:10	1-1	0-0	0-0	1-0-1	0	0	0	1	0	2	2
at #9/9 Alabama	DNP – Coach's Decision											
<b>LOUISIANA</b>	DNP – Coach's Decision											
vs. Oklahoma State	DNP – Coach's Decision											
<b>TEXAS STATE</b>	5:58	2-3	0-0	0-1	0-0-0	0	0	1	1	1	4	4
<b>CINCINNATI</b>	Postponed											
* at Temple	DNP – Coach's Decision											
* at South Florida	00:52	0-0	0-0	0-0	0-0-0	0	0	0	0	0	0	0
<b>WICHITA STATE</b>	DNP – Coach's Decision											
* at Tulsa	DNP – Coach's Decision											
<b>SOUTH FLORIDA</b>	3:04	1-1	0-0	0-0	0-1-1	0	0	1	1	0	2	2
<b>EAST CAROLINA</b>	10:31	0-1	0-0	2-5	2-0-2	2	0	1	4	0	2	2
* at UCF	DNP – Coach's Decision											
<b>TULANE</b>	DNP – Coach's Decision											
* at Cincinnati	2:11	0-0	0-0	0-0	0-1-1	0	0	0	0	0	0	0
* at SMU	DNP – Coach's Decision											
<b>MEMPHIS</b>	DNP – Coach's Decision											
<b>UCF</b>	DNP – Coach's Decision											
* at Wichita State	DNP – Coach's Decision											
* at Tulane	1:02	2-2	0-0	0-0	0-1-1	0	0	0	0	0	4	4
<b>rv/rv SMU</b>	1:40	0-0	0-0	0-0	0-0-0	1	0	1	0	0	0	0
<b>CINCINNATI</b>	DNP – Coach's Decision											
<b>TEMPLE</b>	1:53	0-0	0-0	0-0	0-0-0	1	0	0	1	0	0	0
* at Memphis	4:20	0-1	0-0	0-0	0-1-1	0	0	0	0	0	0	0
vs. Cincinnati	0:40	0-0	0-0	0-0	0-1-1	0	0	0	0	0	0	0
vs. Tulane	4:34	0-0	0-0	1-2	0-0-0	0	0	0	0	0	1	1
vs. Memphis	DNP – Coach's Decision											
vs. UAB	0:41	0-0	0-0	0-0	0-0-0	0	0	0	0	0	0	0
vs. #19/16 Illinois	DNP – Coach's Decision											
vs. #2/2 Arizona	DNP – Coach's Decision											
vs. #6/5 Villanova	DNP – Coach's Decision											

## FRANCIS' 2022-23 GAME-BY-GAME (32-3 • 17-1 American)

Opponent	GS	Min	FG-A	3FG-A	FT-A	O-D-T	PF	A	TO	Blk	Stl	Pts
<b>NORTHERN COLORADO</b>	15:28	1-4	0-0	0-0	1-2-3	4	0	0	3	0	2	2
vs. Saint Joseph's	5:42	0-0	0-0	0-0	0-0-0	1	0	0	3	0	0	0
<b>ORAL ROBERTS</b>	16:32	5-7	0-0	1-4	4-7-11	4	0	0	2	2	11	11
<b>TEXAS SOUTHERN</b>	15:06	3-5	0-0	1-2	3-3-6	1	0	1	2	0	7	7
at rv/rv Oregon	7:17	0-1	0-0	0-0	0-0-0	1	0	0	0	0	0	0
<b>KENT STATE</b>	7:52	1-1	0-0	1-2	3-1-4	1	0	2	0	0	3	3
<b>NORFOLK STATE</b>	16:30	5-5	0-0	1-2	4-4-8	0	0	1	3	2	11	11
vs. -/rv Saint Mary's (Calif.)	2:16	0-0	0-0	0-0	0-0-0	1	0	0	1	0	0	0
<b>NORTH FLORIDA</b>	19:08	7-9	0-0	0-0	2-2-4	2	0	2	4	1	14	14
<b>#8/10 ALABAMA</b>	1:51	1-2	0-0	0-0	0-0-0	2	0	0	0	0	2	2
<b>NORTH CAROLINA A&amp;T</b>	27:57	7-10	0-0	3-4	7-8-15	2	0	0	3	0	17	17
at #2/2 Virginia	3:38	1-1	0-0	1-1	0-0-0	1	0	0	0	0	3	3
<b>MCNEESE</b>	25:25	9-9	0-0	5-10	7-6-13	1	0	0	1	1	23	23
* at Tulsa	14:04	1-1	0-0	2-2	1-3-4	2	1	1	4	0	4	4
<b>UCF</b>	19:38	3-5	0-0	3-4	2-5-7	4	1	1	1	2	9	9
<b>SMU</b>	20:48	4-4	0-0	0-0	4-3-7	2	0	1	2	0	8	8
* at Cincinnati	10:33	1-2	0-0	0-0	0-1-1	4	1	0	2	0	2	2
<b>SOUTH FLORIDA</b>	21:26	2-4	0-0	2-2	2-4-6	3	0	0	3	3	6	6
* at Tulane	9:08	2-2	0-0	0-1	0-3-3	0	0	0	0	0	4	4
<b>TEMPLE</b>	6:07	1-1	0-0	0-0	0-2-2	0	0	0	0	0	2	2
* at UCF	8:52	0-1	0-0	0-0	2-1-3	1	0	0	1	0	0	0
<b>CINCINNATI</b>	6:04	1-1	0-0	0-0	0-1-1	0	0	0	0	0	2	2
* at Wichita State	7:48	0-0	0-0	0-0	0-1-1	2	0	0	0	0	0	0
* at Temple	5:38	0-2	0-0	0-0	2-1-3	0	0	0	2	1	0	0
<b>TULSA</b>	14:46	3-5	0-0	0-0	3-3-6	1	0	1	0	0	6	6
* at SMU	6:43	1-1	0-0	1-2	0-1-1	2	0	0	0	0	3	3
<b>MEMPHIS</b>	3:37	1-1	0-0	2-3	0-0-0	0	0	0	1	0	4	4
<b>TULANE</b>	5:25	0-0	0-0	0-0	0-3-3	1	1	0	0	0	0	0
* at East Carolina	12:18	1-2	0-0	1-2	2-4-6	3	1	0	0	0	3	3
<b>WICHITA STATE</b>	5:42	0-0	0-0	2-2	1-0-1	2	1	0	0	0	2	2
* at Memphis	1:36	0-0	0-0	0-0	0-0-0	2	0	0	1	0	0	0
vs. (9) East Carolina	5:36	0-0	0-0	0-0	0-0-0	3	0	0	0	0	0	0
vs. (4) Cincinnati	8:32	1-1	0-0	0-1	0-3-3	1	0	0	0	0	2	2
vs. (2) Memphis	DNP – Coach's Decision											
vs. (16) Northern Kentucky	DNP – Coach's Decision											
vs. (9) Auburn	1:10	0-0	0-0	0-0	0-0-2	0	0	0	0	0	0	0
vs. #16/15 (5) Miami (Fla.)	1:30	0-0	0-0	0-0	0-0-0	1	0	0	0	0	0	0



# #0 KORDELIUS JEFFERSON

Guard

6-3 • 200 • r-Freshman-RS (RS '23-24)

Bogue Chitto, Miss.

James Martin HS [Arlington, Texas]

Undeclared Major

korrdel

## CAREER HIGHS

### Points

4, vs. Jackson State (11/4/24)

### Field Goals Made

2, vs. Jackson State (11/4/24)

### Field Goal Attempts

3, vs. BYU (1/4/25)  
3, vs. Jackson State (11/4/24)

### 3-Point Field Goals Made

1, vs. BYU (1/4/25)

### 3-Point Field Goal Attempts

3, vs. BYU (1/4/25)

### Free Throws Made

None

### Free Throw Attempts

None

### Rebounds

2, vs. Jackson State (11/4/24)

### Offensive Rebounds

None

### Defensive Rebounds

2, vs. Jackson State (11/4/24)

### Assists

None

### Steals

None

### Blocked Shots

1, vs. Hofstra (11/22/24)

### Minutes Played

7:26, vs. Louisiana (11/13/24)

## REDSHIRT FRESHMAN (2024-25)

Scored three points with two assists and two rebounds in charity exhibition win vs. #13/15 Texas A&M (10/27)... Made his collegiate regular-season debut in home win vs. Jackson State... Finished with four points and two rebounds against the Tigers (11/4).

## 2024-25 GAME-by-GAME STATISTICS (9-0 • 2-0 Big 12)

Date	Opponent	GS	Min	FG-A	3FG-FGA	FT-FTA	OR-DR	Tot	PF	A	TO	Blk	Stl	Pts
11/4/24	JACKSON STATE		5:37	2-3	0-1	0-0	0-2	2	2	0	0	0	0	4
11/9/24	vs. #11/11 Auburn	DNP	Coach's Decision											
11/13/24	LOUISIANA		7:26	0-2	0-1	0-0	0-0	0	0	0	0	0	0	0
11/22/24	rv/- HOFSTRA		3:25	0-1	0-1	0-0	0-0	0	0	0	1	1	0	0
11/26/24	vs. #9/9 Alabama	DNP	Coach's Decision											
11/27/24	vs. Notre Dame	DNP	Coach's Decision											
11/30/24	vs. San Diego State	DNP	Coach's Decision											
12/7/24	BUTLER		1:43	1-1	0-0	0-0	0-0	0	0	0	0	0	0	2
12/10/24	TROY		2:20	0-1	0-1	0-0	0-0	2	0	0	0	0	0	0
12/18/24	TOLEDO		3:38	0-0	0-0	0-0	0-0	0	0	0	0	0	0	0
12/21/24	TEXAS A&M-CORPUS CHRISTI		6:21	0-1	0-1	0-0	0-0	0	1	0	0	0	0	0
12/30/24	* at Oklahoma State		1:16	0-0	0-0	0-0	0-0	0	0	0	0	0	0	0
1/4/25	* BYU		4:12	1-3	1-3	0-0	0-0	0	0	0	1	0	0	3
1/6/25	* TCU	DNP	Illness											
1/11/25	* at Kansas State		---	---	---	---	---	---	---	---	---	---	---	---
1/15/25	* WEST VIRGINIA		---	---	---	---	---	---	---	---	---	---	---	---
1/18/25	* at UCF		---	---	---	---	---	---	---	---	---	---	---	---
1/21/25	* UTAH		---	---	---	---	---	---	---	---	---	---	---	---
1/25/25	* at Kansas		---	---	---	---	---	---	---	---	---	---	---	---
1/29/25	* at West Virginia		---	---	---	---	---	---	---	---	---	---	---	---
2/1/25	* TEXAS TECH		---	---	---	---	---	---	---	---	---	---	---	---
2/4/25	* OKLAHOMA STATE		---	---	---	---	---	---	---	---	---	---	---	---
2/8/25	* at Colorado		---	---	---	---	---	---	---	---	---	---	---	---
2/10/25	* BAYLOR		---	---	---	---	---	---	---	---	---	---	---	---
2/15/25	* at Arizona		---	---	---	---	---	---	---	---	---	---	---	---
2/18/25	* at Arizona State		---	---	---	---	---	---	---	---	---	---	---	---
2/22/25	* IOWA STATE		---	---	---	---	---	---	---	---	---	---	---	---
2/24/25	* at Texas Tech		---	---	---	---	---	---	---	---	---	---	---	---
3/1/25	* CINCINNATI		---	---	---	---	---	---	---	---	---	---	---	---
3/13/25	* KANSAS		---	---	---	---	---	---	---	---	---	---	---	---
3/8/25	* at Baylor		---	---	---	---	---	---	---	---	---	---	---	---
TBA	TBA		---	---	---	---	---	---	---	---	---	---	---	---

## CAREER STATISTICS

Year	W-L	GP-GS	MP	FG-FGA	Pct	3P-A	Pct	FT-FTA	Pct	Off-Def	Reb - Avg	PF-DQ	Ast	TO	Blk	Stl	Pts - Avg
2023-24	0-0																
2024-25	9-0	9-0	36	4-12	.333	1-8	.125	0-0	.000	0-2	2 - 0.2	5-0	0	2	1	0	9 - 1.0
Totals	9-0	9-0	36	4-12	.333	1-8	.125	0-0	.000	0-2	2 - 0.2	5-0	0	2	1	0	9 - 1.0





## #2 CEDRIC LATH

Center

6-9 • 260 • r-Sophomore-1L (RS' 22-23)

Abidjan, Ivory Coast (Balboa School [San Diego])

Undeclared Major

ced\_lath X AguyCedric

over Toledo (12/18).

### CAREER HIGHS

#### Points

4, vs. Jackson State (11/4/24)

#### Field Goals Made

2, vs. Jackson State (11/4/24)

#### Field Goal Attempts

3, vs. Hofstra (11/22/24)

3, vs. Louisiana (11/13/24)

3, vs. Jackson State (11/4/24)

#### 3-Point Field Goals Made

None

#### 3-Point Field Goal Attempts

None

#### Free Throws Made

1, vs. Texas A&M-Corpus Christi (12/21/24)

1, vs. Penn (12/30/23)

#### Free Throw Attempts

2, done four times; Most recently

vs. Texas A&M-Corpus Christi (12/21/24)

#### Rebounds

6, vs. #7/8 (2) Iowa State (3/16/24)

#### Offensive Rebounds

3, done four times; Most recently

vs. Toledo (12/18/24)

#### Defensive Rebounds

3, vs. #7/8 (2) Iowa State (3/16/24)

#### Assists

1, vs. Louisiana (11/13/24)

#### Steals

1, vs. Jackson State (11/4/24)

1, vs. #14/15 Kansas (3/9/24)

#### Blocked Shots

3, vs. (16) Longwood (3/24/24)

#### Minutes Played

21:01, vs. #7/8 (2) Iowa State (3/16/24)

### REDSHIRT SOPHOMORE (2024-25)

Blocked a shot in charity exhibition win vs. #13/15 Texas A&M (10/27)...

Finished with four points on 2-of-3 shooting and added three offensive

rebounds with a steal in season-opening win over Jackson State inside

Fertitta Center (11/4)... Grabbed five rebounds, including three offensive,

and scored two points with an assist in home win over Louisiana

(11/13)... Scored two points and blocked a shot in home win over Hofstra

(11/22)... Grabbed a team-high three offensive rebounds in home win

### 2024-25 GAME-by-GAME STATISTICS (11-1 • 3-0 Big 12)

Date	Opponent	GS	Min	FG-A	3FG-FGA	FT-FTA	OR-DR	Tot	PF	A	TO	Blk	Stl	Pts
11/4/24	JACKSON STATE		16:12	2-3	0-0	0-0	3-0	3	2	0	0	0	0	4
11/9/24	vs. #11/11 Auburn	DNP	Coach's Decision											
11/13/24	LOUISIANA		10:10	1-3	0-0	0-1	3-2	5	1	1	0	0	0	2
11/22/24	rv/- HOFSTRA		8:27	1-3	0-0	0-0	0-0	0	0	0	0	1	0	2
11/26/24	vs. #9/9 Alabama	DNP	Coach's Decision											
11/27/24	vs. Notre Dame		2:47	0-0	0-0	0-0	0-0	0	1	0	0	0	0	0
11/30/24	vs. San Diego State		0:01	0-0	0-0	0-0	0-0	0	0	0	0	0	0	0
12/7/24	BUTLER		1:43	0-0	0-0	0-0	0-0	0	0	0	0	0	0	0
12/10/24	TROY		2:20	0-0	0-0	0-0	0-0	0	0	0	0	0	0	0
12/18/24	TOLEDO		9:10	1-1	0-0	0-2	3-0	3	4	0	0	0	0	2
12/21/24	TEXAS A&M-CORPUS CHRISTI		12:12	0-0	0-0	1-2	1-1	2	1	0	0	0	0	1
12/30/24	* at Oklahoma State		1:16	0-0	0-0	0-0	0-0	0	1	0	0	0	0	0
1/4/25	* BYU		4:12	0-0	0-0	0-0	0-0	0	2	0	0	1	0	0
1/6/25	* TCU		1:32	0-0	0-0	0-0	0-0	0	0	0	0	0	0	0
1/11/25	* at Kansas State		--	--	--	--	--	--	--	--	--	--	--	--
1/15/25	* WEST VIRGINIA		--	--	--	--	--	--	--	--	--	--	--	--
1/18/25	* at UCF		--	--	--	--	--	--	--	--	--	--	--	--
1/21/25	* UTAH		--	--	--	--	--	--	--	--	--	--	--	--
1/25/25	* at Kansas		--	--	--	--	--	--	--	--	--	--	--	--
1/29/25	* at West Virginia		--	--	--	--	--	--	--	--	--	--	--	--
2/1/25	* TEXAS TECH		--	--	--	--	--	--	--	--	--	--	--	--
2/4/25	* OKLAHOMA STATE		--	--	--	--	--	--	--	--	--	--	--	--
2/8/25	* at Colorado		--	--	--	--	--	--	--	--	--	--	--	--
2/10/25	* BAYLOR		--	--	--	--	--	--	--	--	--	--	--	--
2/15/25	* at Arizona		--	--	--	--	--	--	--	--	--	--	--	--
2/18/25	* at Arizona State		--	--	--	--	--	--	--	--	--	--	--	--
2/22/25	* IOWA STATE		--	--	--	--	--	--	--	--	--	--	--	--
2/24/25	* at Texas Tech		--	--	--	--	--	--	--	--	--	--	--	--
3/1/25	* CINCINNATI		--	--	--	--	--	--	--	--	--	--	--	--
3/13/25	* KANSAS		--	--	--	--	--	--	--	--	--	--	--	--
3/8/25	* at Baylor		--	--	--	--	--	--	--	--	--	--	--	--
TBA	TBA		--	--	--	--	--	--	--	--	--	--	--	--

### CAREER STATISTICS

Year	W-L	GP-GS	MP	FG-FGA	Pct	3P-A	Pct	FT-FTA	Pct	Off-Def	Reb - Avg	PF-DQ	Ast	TO	Blk	Stl	Pts - Avg
2022-23	0-0																
2023-24	23-2	25-0	139	2-7	.286	0-0	.000	1-5	.200	13-7	20 - 0.8	22-0	0	5	8	1	5 - 0.2
2024-25	11-1	12-0	70	5-10	.500	0-0	.000	1-5	.200	10-3	13 - 1.1	12-0	1	1	3	1	11 - 0.9
<b>Totals</b>	<b>34-3</b>	<b>37-0</b>	<b>209</b>	<b>7-17</b>	<b>.412</b>	<b>0-0</b>	<b>.000</b>	<b>2-10</b>	<b>.200</b>	<b>23-10</b>	<b>33 - 0.9</b>	<b>34-0</b>	<b>1</b>	<b>6</b>	<b>11</b>	<b>2</b>	<b>16 - 0.4</b>

**LATH's 2022-23 GAME-BY-GAME (23-2 • 9-0 Big 12)**

Opponent	Date	GS	Min	FG-A	3FG-A	FT-A	Off-Def	Tot	PF	A	TO	Blk	Stl	Pts
ULM	11/6/23		2:58	0-0	0-0	0-0	0-0	0	1	0	0	0	0	0
TEXAS A&M-CORPUS CHRISTI	11/11/23		2:47	0-1	0-0	0-0	1-0	1	0	0	1	0	0	0
STETSON	11/13/23		2:19	0-0	0-0	0-0	0-0	0	0	0	0	0	0	0
vs. Towson	11/16/23		1:37	0-0	0-0	0-0	0-0	0	0	0	0	0	0	0
vs. Utah	11/17/23	DNP – Coach's Decision												
vs. Dayton	11/19/23		1:38	0-0	0-0	0-0	0-0	0	0	0	0	0	0	0
MONTANA	11/24/23		2:47	0-0	0-0	0-0	1-0	1	0	0	0	0	0	0
at Xavier	12/1/23	DNP – Coach's Decision												
RICE	12/6/23		4:43	0-1	0-0	0-0	2-0	2	4	0	1	0	0	0
JACKSON STATE	12/9/23		3:08	0-1	0-0	0-0	0-0	0	1	0	0	0	0	0
vs. rv/rv Texas A&M	12/16/23	DNP – Coach's Decision												
TEXAS STATE	12/21/23		2:52	0-0	0-0	0-0	0-0	0	0	0	0	1	0	0
PENN	12/30/23		3:52	0-0	0-0	1-2	1-0	1	0	0	0	0	0	1
* WEST VIRGINIA	1/6/24		2:34	0-0	0-0	0-0	0-0	0	1	0	0	0	0	0
* at rv/rv Iowa State	1/9/24	DNP – Coach's Decision												
* at rv/rv TCU	1/13/24	DNP – Coach's Decision												
* #25/25 TEXAS TECH	1/17/24		1:16	1-1	0-0	0-0	1-0	1	0	0	0	0	0	0
* UCF	1/20/24		2:41	0-0	0-0	0-0	0-0	0	1	0	0	0	0	0
* at #21/19 BYU	1/23/24	DNP – Coach's Decision												
* rv/rv KANSAS STATE	1/27/24		2:28	0-0	0-0	0-0	0-0	0	1	0	0	0	0	0
* at rv/rv Texas	1/29/24	DNP – Coach's Decision												
* at #8/9 Kansas	2/3/24	DNP – Coach's Decision												
* OKLAHOMA STATE	2/6/24		4:21	0-0	0-0	0-0	1-0	1	1	0	1	0	0	0
* at Cincinnati	2/10/24	DNP – Coach's Decision												
* rv/- TEXAS	2/17/24		1:34	0-0	0-0	0-0	0-0	0	0	0	0	0	0	0
* #6/6 IOWA STATE	2/19/24	DNP – Coach's Decision												
* at #11/11 Baylor	2/24/24	DNP – Coach's Decision												
* CINCINNATI	2/27/24	DNP – Coach's Decision												
* at rv/rv Oklahoma	3/2/24		10:14	0-0	0-0	0-0	0-2	2	0	0	0	1	0	0
* at UCF	3/6/24		4:02	0-0	0-0	0-0	0-0	0	0	0	0	0	0	0
* #14/15 KANSAS	3/9/24		17:57	0-0	0-0	0-0	1-0	1	3	0	1	1	1	0
vs. (8) TCU	3/14/24		8:56	0-1	0-0	0-0	1-1	2	2	0	0	1	0	0
vs. #25/23 (4) Texas Tech	3/15/24		7:26	1-1	0-0	0-1	0-0	0	3	0	0	1	0	2
vs. #7/8 (2) Iowa State	3/16/24		21:01	0-1	0-0	0-0	3-3	6	0	0	0	0	0	0
vs. (16) Longwood	3/22/24		16:02	0-0	0-0	0-2	1-0	1	0	0	1	3	0	0
vs. (9) Texas A&M	3/24/24		8:07	0-0	0-0	0-0	0-1	1	1	0	0	0	0	0
vs. #13/14 (4) Duke	3/29/24		1:56	0-0	0-0	0-0	0-0	2	0	0	0	0	0	0





## #24 CHASE McCARTY

Forward

6-6 • 220 • Freshman-HS

Huntsville, Ala. (IMG Academy [Fla.])

Undeclared Major

chase\_mccarty Chasemccarty21

### CAREER HIGHS

**Points**

None

**Field Goals Made**

None

**Field Goal Attempts**

None

**3-Point Field Goals Made**

None

**3-Point Field Goal Attempts**

None

**Free Throws Made**

None

**Free Throw Attempts**

None

**Rebounds**

None

**Offensive Rebounds**

None

**Defensive Rebounds**

None

**Assists**

None

**Steals**

None

**Blocked Shots**

None

**Minutes Played**

None

**FRESHMAN (2024-25)**

Grabbed a rebound and added a steal in charity exhibition win vs. #13/15 Texas A&M (10/27)... Is expected to sit out as a redshirt this season.

### 2024-25 GAME-by-GAME STATISTICS (0-0 • 0-0 Big 12)

Date	Opponent	GS	Min	FG-A	3FG-FGA	FT-FTA	OR-DR	Tot	PF	A	TO	Blk	Stl	Pts
11/4/24	JACKSON STATE	DNP – Coach's Decision												
11/9/24	vs. #11/11 Auburn	DNP – Coach's Decision												
11/13/24	LOUISIANA	DNP – Coach's Decision												
11/22/24	rv/- HOFSTRA	DNP – Coach's Decision												
11/26/24	vs. #9/9 Alabama	DNP – Coach's Decision												
11/27/24	vs. Notre Dame	DNP – Coach's Decision												
11/30/24	vs. San Diego State	DNP – Coach's Decision												
12/7/24	BUTLER	DNP – Coach's Decision												
12/10/24	TROY	DNP – Coach's Decision												
12/18/24	TOLEDO	DNP – Coach's Decision												
12/21/24	TEXAS&M-CORPUS CHRISTI	DNP – Coach's Decision												
12/30/24	* at Oklahoma State	DNP – Coach's Decision												
1/4/25	* BYU	DNP – Coach's Decision												
1/6/25	* TCU	DNP – Coach's Decision												
1/11/25	* at Kansas State		--	--	--	--	--	--	--	--	--	--	--	--
1/15/25	* WEST VIRGINIA		--	--	--	--	--	--	--	--	--	--	--	--
1/18/25	* at UCF		--	--	--	--	--	--	--	--	--	--	--	--
1/21/25	* UTAH		--	--	--	--	--	--	--	--	--	--	--	--
1/25/25	* at Kansas		--	--	--	--	--	--	--	--	--	--	--	--
1/29/25	* at West Virginia		--	--	--	--	--	--	--	--	--	--	--	--
2/1/25	* TEXAS TECH		--	--	--	--	--	--	--	--	--	--	--	--
2/4/25	* OKLAHOMA STATE		--	--	--	--	--	--	--	--	--	--	--	--
2/8/25	* at Colorado		--	--	--	--	--	--	--	--	--	--	--	--
2/10/25	* BAYLOR		--	--	--	--	--	--	--	--	--	--	--	--
2/15/25	* at Arizona		--	--	--	--	--	--	--	--	--	--	--	--
2/18/25	* at Arizona State		--	--	--	--	--	--	--	--	--	--	--	--
2/22/25	* IOWA STATE		--	--	--	--	--	--	--	--	--	--	--	--
2/24/25	* at Texas Tech		--	--	--	--	--	--	--	--	--	--	--	--
3/1/25	* CINCINNATI		--	--	--	--	--	--	--	--	--	--	--	--
3/13/25	* KANSAS		--	--	--	--	--	--	--	--	--	--	--	--
3/8/25	* at Baylor		--	--	--	--	--	--	--	--	--	--	--	--
TBA	TBA		--	--	--	--	--	--	--	--	--	--	--	--

### CAREER STATISTICS

Year	W-L	GP-GS	MP	FG-FGA	Pct	3P-A	Pct	FT-FTA	Pct	Off-Def	Reb – Avg	PF-DQ	Ast	TO	Blk	Stl	Pts – Avg
2024-25	0-0																
Totals	0-0	0-0	0	0-0	.000	0-0	.000	0-0	.000	0-0	0 – 0.0	0-0	0	0	0	0	0 – 0.0



## #12 JACOB McFARLAND

Center

6-11 • 215 • r-Freshman-RS (RS' 23-24)

Moreno Valley, Calif. (Rancho Verde HS)

Undeclared Major

📷 X jacobmcfar1and

### CAREER HIGHS

#### Points

None

#### Field Goals Made

None

#### Field Goal Attempts

None

#### 3-Point Field Goals Made

None

#### 3-Point Field Goal Attempts

None

#### Free Throws Made

None

#### Free Throw Attempts

None

#### Rebounds

None

#### Offensive Rebounds

None

#### Defensive Rebounds

None

#### Assists

None

#### Steals

None

#### Blocked Shots

None

#### Minutes Played

None

### REDSHIRT FRESHMAN (2024-25)

Grabbed a rebound and added a steal in charity exhibition win vs. #13/15 Texas A&M (10/27)... Suffered a broken leg in practice in late October and missed the start of the season.

### 2024-25 GAME-by-GAME STATISTICS (0-0 • 0-0 Big 12)

Date	Opponent	GS	Min	FG-A	3FG-FGA	FT-FTA	OR-DR	Tot	PF	A	TO	Blk	Stl	Pts
11/4/24	JACKSON STATE	DNP – Injury												
11/9/24	vs. #11/11 Auburn	DNP – Injury												
11/13/24	LOUISIANA	DNP – Injury												
11/22/24	rv/– HOFSTRA	DNP – Injury												
11/26/24	vs. #9/9 Alabama	DNP – Injury												
11/27/24	vs. Notre Dame	DNP – Injury												
11/30/24	vs. San Diego State	DNP – Injury												
12/7/24	BUTLER	DNP – Injury												
12/10/24	TROY	DNP – Injury												
12/18/24	TOLEDO	DNP – Injury												
12/21/24	TEXAS A&M-CORPUS CHRISTI	DNP – Injury												
12/30/24	* at Oklahoma State	DNP – Injury												
1/4/25	* BYU	DNP – Injury												
1/6/25	* TCU	DNP – Injury												
1/11/25	* at Kansas State													
1/15/25	* WEST VIRGINIA													
1/18/25	* at UCF													
1/21/25	* UTAH													
1/25/25	* at Kansas													
1/29/25	* at West Virginia													
2/1/25	* TEXAS TECH													
2/4/25	* OKLAHOMA STATE													
2/8/25	* at Colorado													
2/10/25	* BAYLOR													
2/15/25	* at Arizona													
2/18/25	* at Arizona State													
2/22/25	* IOWA STATE													
2/24/25	* at Texas Tech													
3/1/25	* CINCINNATI													
3/13/25	* KANSAS													
3/8/25	* at Baylor													
TBA	TBA													

### CAREER STATISTICS

Year	W-L	GP-GS	MP	FG-FGA	Pct	3P-A	Pct	FT-FTA	Pct	Off-Def	Reb – Avg	PF-DQ	Ast	TO	Blk	Stl	Pts – Avg
2023-24	0-0																
2024-25	0-0																
Totals	0-0	0-0	0	0-0	.000	0-0	.000	0-0	.000	0-0	0-0.0	0-0	0	0	0	0	0-0.0





## #25 MERCY MILLER

Guard

6-4 • 200 • Freshman-HS

Sherman Oaks, Calif. (Notre Dame HS)

Integrated Studies

@mercymiller X mercymiller25

reobunds, an assist and steal against the Tigers (11/4)... Posted 12 points with a game-high four steals and added two assists in home win over Louisiana (11/13)... Scored four points and led all players with nine rebounds, including eight defensive boards, in home win over Hofstra... Added a pair of assists against the Pride (11/22)... Grabbed five rebounds and scored four points in home win over Texas A&M-Corpus Christi (12/21).

### CAREER HIGHS

#### Points

12, vs. Louisiana (11/13/24)

#### Field Goals Made

4, vs. Louisiana (11/13/24)

#### Field Goal Attempts

9, vs. Louisiana (11/13/24)

#### 3-Point Field Goals Made

1, done five times; Most recently vs. Texas A&M-Corpus Christi (12/21/24)

#### 3-Point Field Goal Attempts

5, vs. Texas A&M-Corpus Christi (12/21/24)

#### Free Throws Made

3, vs. Louisiana (11/13/24)

#### Free Throw Attempts

4, vs. Louisiana (11/13/24)

#### Rebounds

9, vs. Hofstra (11/22/24)

#### Offensive Rebounds

1, done six times; Most recently vs. BYU (1/4/25)

#### Defensive Rebounds

8, vs. Hofstra (11/22/24)

#### Assists

2, vs. Hofstra (11/22/24)  
2, vs. Louisiana (11/13/24)

#### Steals

4, vs. Louisiana (11/13/24)

#### Blocked Shots

1, vs. BYU (1/4/25)

#### Minutes Played

21:00, vs. Louisiana (11/13/24)

### FRESHMAN (2024-25)

Scored 11 points on 5-of-7 shooting and added an assist in charity exhibition win vs. #13/15 Texas A&M (10/27)... Made his collegiate regular-season debut in home win over Jackson State inside Fertitta Center... Finished with seven points on 3-of-6 shooting and added two

### 2024-25 GAME-by-GAME STATISTICS (10-1 • 3-0 Big 12)

Date	Opponent	GS	Min	FG-A	3FG-FGA	FT-FTA	OR-DR	Tot	PF	A	TO	Blk	Stl	Pts
11/4/24	JACKSON STATE		14:03	3-6	1-2	0-0	1-1	2	0	1	1	0	1	7
11/9/24	vs. #11/11 Auburn		DNP – Coach's Decision											
11/13/24	LOUISIANA		21:00	4-9	1-4	3-4	0-0	0	3	2	1	0	4	12
11/22/24	rv/- HOFSTRA		22:45	2-8	0-3	0-2	1-8	9	2	2	0	0	0	4
11/26/24	vs. #9/9 Alabama		8:25	1-1	0-0	2-2	0-0	0	2	0	0	0	0	4
11/27/24	vs. Notre Dame		DNP – Coach's Decision											
11/30/24	vs. San Diego State		DNP – Coach's Decision											
12/7/24	BUTLER		5:20	2-4	0-0	0-0	1-2	3	0	0	0	0	0	4
12/10/24	TROY		6:13	1-2	1-2	0-0	0-2	2	1	0	1	0	0	3
12/18/24	TOLEDO		12:56	2-6	1-2	0-0	1-3	4	2	0	1	0	1	5
12/21/24	TEXAS A&M-CORPUS CHRISTI		17:37	1-6	1-5	1-2	1-4	5	2	1	1	0	0	4
12/30/24	* at Oklahoma State		1:16	0-1	0-0	0-0	0-0	0	0	0	0	0	0	0
1/4/25	* BYU		10:42	0-2	0-1	2-2	1-1	2	2	1	1	1	0	2
1/6/25	* TCU		3:26	0-1	0-0	2-2	0-0	0	0	0	0	1	0	2
1/11/25	* at Kansas State		---	---	---	---	---	---	---	---	---	---	---	---
1/15/25	* WEST VIRGINIA		---	---	---	---	---	---	---	---	---	---	---	---
1/18/25	* at UCF		---	---	---	---	---	---	---	---	---	---	---	---
1/21/25	* UTAH		---	---	---	---	---	---	---	---	---	---	---	---
1/25/25	* at Kansas		---	---	---	---	---	---	---	---	---	---	---	---
1/29/25	* at West Virginia		---	---	---	---	---	---	---	---	---	---	---	---
2/1/25	* TEXAS TECH		---	---	---	---	---	---	---	---	---	---	---	---
2/4/25	* OKLAHOMA STATE		---	---	---	---	---	---	---	---	---	---	---	---
2/8/25	* at Colorado		---	---	---	---	---	---	---	---	---	---	---	---
2/10/25	* BAYLOR		---	---	---	---	---	---	---	---	---	---	---	---
2/15/25	* at Arizona		---	---	---	---	---	---	---	---	---	---	---	---
2/18/25	* at Arizona State		---	---	---	---	---	---	---	---	---	---	---	---
2/22/25	* IOWA STATE		---	---	---	---	---	---	---	---	---	---	---	---
2/24/25	* at Texas Tech		---	---	---	---	---	---	---	---	---	---	---	---
3/1/25	* CINCINNATI		---	---	---	---	---	---	---	---	---	---	---	---
3/13/25	* KANSAS		---	---	---	---	---	---	---	---	---	---	---	---
3/8/25	* at Baylor		---	---	---	---	---	---	---	---	---	---	---	---
TBA	TBA		---	---	---	---	---	---	---	---	---	---	---	---

### CAREER STATISTICS

Year	W-L	GP-GS	MP	FG-FGA	Pct	3P-A	Pct	FT-FTA	Pct	Off-Def	Reb – Avg	PF-DQ	Ast	TO	Blk	Stl	Pts – Avg
2024-25	10-1	11-0	124	16-46	.348	5-19	.263	10-14	.714	6-21	27 – 2.5	14-0	7	6	2	6	47 – 4.3
Totals	10-1	11-0	124	16-46	.348	5-19	.263	10-14	.714	6-21	27 – 2.5	14-0	7	6	2	6	47 – 4.3



## #13 J'WAN ROBERTS

Forward

6-8 • 235 • r-Graduate-4L (RS '19-20)

St. Thomas, U.S. Virgin Islands  
(Shoemaker HS [Killeen, Texas])

'23 UH graduate in Health Promotions  
Post-baccalaureate work in Human  
Development Family Sciences in '24-25

Instagram: jwann\_13 X: JwanRoberts13

### CAREER HIGHS

#### Points

26, vs. Tulane (2/22/23)

#### Field Goals Made

10, at rv/rv Oklahoma (3/2/24)

10, at Cincinnati (2/10/24)

10, at rv/rv TCU (1/13/24)

#### Field Goal Attempts

18, at rv/rv TCU (1/13/24)

#### 3-Point Field Goals Made

None

#### 3-Point Field Goal Attempts

2, vs. Wisconsin (11/23/21)

#### Free Throws Made

8, vs. Tulane (2/22/23)

8, vs. Memphis (2/19/23)

#### Free Throw Attempts

10, vs. Texas A&M-Corpus Christi (11/11/23)

#### Rebounds

20, vs. Memphis (3/12/23)

#### Offensive Rebounds

10, vs. Memphis (3/12/23)

#### Defensive Rebounds

10, vs. Towson (11/16/23)

10, vs. Memphis (3/12/23)

#### Assists

7, vs. rv/rv Texas A&M (12/16/23)

#### Steals

6, at #11/11 Baylor (2/24/24)

#### Blocked Shots

5, vs. Auburn (3/18/23)

5, vs. #8/10 Alabama (12/10/22)

#### Minutes Played

40:26, at #11/11 Baylor (2/24/24)

### PRESEASON HONORS

• 2024-25 Blue Ribbon Yearbook Preseason

All-America Third Team

• 2024-25 Jersey Mike's Naismith Trophy

Player of the Year Watch List

• 2024-25 Preseason All-Big 12 First Team

### GRADUATE (2024-25)

Winning student-athlete in program history with 127 victories during his Houston career... Set record in Cougars' win over Butler during Big 12-Big East Challenge in Fertitta Center... Scored 10 points with eight rebounds, including five offensive boards, in charity exhibition win vs. #13/15 Texas A&M... Added three assists with four blocks and a steal with no turnovers against the Aggies (10/27)... Posted 14 points on 6-of-8 shooting and grabbed six rebounds with three steals in season-opening win over

Jackson State inside Fertitta Center (11/4)... Finished with 12 points and tied for team lead with seven rebounds against #11/11 Auburn in Mattress Firm Battleground 2k24 inside Toyota Center (11/9)... Posted 11 points on 3-of-3 shooting from field and 5-of-5 from the free throw line and led all players with six rebounds in home win over Louisiana (11/13)... Finished with 11 points against #9/9 Alabama during first day of Players Era Festival inside MGM Grand Garden Arena in Las Vegas (11/26)... Tied as winningest-student-athlete in program history after posting nine points with eight rebounds and two assists in win over Notre Dame during second day of Players Era Festival (11/27)... Led all players with 12 rebounds, including seven offensive boards, against San Diego State during Players Era Festival (11/30)... Topped all players with 12 rebounds, including four offensive boards, and blocked two shots against Butler during Big 12-Big East Challenge (12/7)... Posted six points with a game-high nine rebounds and added four assists with two turnovers, two blocked shots and no turnovers in home win over Troy (12/10)... Led all players with 20 points on 9-of-13 shooting and 11 rebounds in road win at Oklahoma State... Was his and Houston's first double-double of season (12/30)... Posted 12 points with four rebounds, three assists, two blocks and a steal in home win over TCU (1/6).

### 2024-25 GAME-by-GAME STATISTICS (10-3 • 3-0 Big 12)

Date	Opponent	GS	Min	FG-A	3FG-FGA	FT-FTA	OR-DR	Tot	PF	A	TO	Blk	Stl	Pts
11/4/24	JACKSON STATE	*	19:47	6-8	0-0	2-2	2-4	6	2	1	2	1	3	14
11/9/24	vs. #11/11 Auburn	*	38:03	6-14	0-0	0-1	3-4	7	4	1	2	1	1	12
11/13/24	LOUISIANA	*	16:08	3-3	0-0	5-5	3-3	6	2	0	2	0	1	11
11/22/24	rv/- HOFSTRA	*	16:46	1-6	0-0	2-3	1-2	3	1	0	0	1	0	4
11/26/24	vs. #9/9 Alabama	*	37:57	3-4	0-0	5-7	1-0	1	4	0	2	2	0	11
11/27/24	vs. Notre Dame	*	34:09	4-8	0-0	1-3	3-5	8	2	2	1	1	0	9
11/30/24	vs. San Diego State	*	40:56	2-6	0-0	0-1	7-5	12	3	1	3	0	0	4
12/7/24	BUTLER	*	26:13	1-5	0-0	0-0	4-8	12	0	1	3	2	0	2
12/10/24	TROY	*	27:03	3-5	0-0	0-0	3-6	9	3	4	0	2	2	6
12/18/24	TOLEDO	*	9:34	2-2	0-0	0-0	2-1	3	0	0	0	0	1	4
12/21/24	TEXAS A&M-CORPUS CHRISTI	DNP – Injury												
12/30/24	* at Oklahoma State	*	32:21	9-13	0-0	2-2	3-8	11	1	1	2	1	2	20
1/4/25	* BYU	*	24:54	3-4	0-0	0-0	2-4	6	1	2	3	0	2	6
1/6/25	* TCU	*	32:36	6-13	0-0	0-3	1-3	4	2	3	3	2	1	12
1/11/25	* at Kansas State													
1/15/25	* WEST VIRGINIA													
1/18/25	* at UCF													
1/21/25	* UTAH													
1/25/25	* at Kansas													
1/29/25	* at West Virginia													
2/1/25	* TEXAS TECH													
2/4/25	* OKLAHOMA STATE													
2/8/25	* at Colorado													
2/10/25	* BAYLOR													
2/15/25	* at Arizona													
2/18/25	* at Arizona State													
2/22/25	* IOWA STATE													
2/24/25	* at Texas Tech													
3/1/25	* CINCINNATI													
3/13/25	* KANSAS													
3/8/25	* at Baylor													
TBA	TBA													

### CAREER STATISTICS

Year	W-L	GP-GS	MP	FG-FGA	Pct	3P-A	Pct	FT-FTA	Pct	Off-Def	Reb – Avg	PF-DQ	Ast	TO	Blk	Stl	Pts – Avg
2019-20										Redshirt							
2020-21	21-4	25-1	266	19-34	.559	0-0	.000	10-19	.526	36-59	95 – 3.8	20-0	8	9	14	10	48 – 1.9
2021-22	32-6	38-0	617	49-78	.628	0-4	.000	22-44	.500	78-109	187 – 4.9	52-0	20	22	14	24	120 – 3.2
2022-23	33-4	37-36	976	156-255	.612	0-1	.000	59-86	.686	111-174	285 – 7.7	79-2	44	39	49	26	371 – 10.0
2023-24	31-5	36-36	961	149-250	.596	0-1	.000	45-88	.511	95-150	245 – 6.8	73-2	67	40	32	45	343 – 9.5
2024-25	10-3	13-13	356	49-91	.538	0-0	.000	17-27	.630	35-53	88 – 6.8	25-0	16	23	13	13	115 – 8.8
Totals	127-22	149-86	3,175	422-708	.596	0-6	.000	153-264	.580	355-545	900 – 6.0	249-4	155	133	122	118	997 – 6.7

2 NCAA National Championship Game Appearances • 6 NCAA Final Four Appearances • 25 NCAA Tournaments • 20 Conference Championships • 2 NBA Draft No. 1 Overall Picks • 12 NBA Draft First-Round Selections



## ROBERTS' 2023-24 GAME-by-GAME (31-5 • 15-3 Big 12)

Opponent	GS	Min	FG-A	3FG-A	FT-A	O-D-T	PF	A	TO	Blk	Stl	Pts
ULM	*	23:01	3-4	0-0	0-0	4-3-7	1	1	1	1	2	6
vs. #18/19 HOUSTON	*	22:28	6-10	0-0	5-10	4-5-9	1	4	1	0	0	17
STETSON	*	8:13	0-1	0-0	0-0	0-1-1	0	0	0	0	1	0
vs. Towson	*	21:48	2-3	0-0	1-3	1-10-11	1	1	2	1	0	5
vs. Utah	*	26:21	5-6	0-0	3-4	3-9-12	4	1	0	0	1	13
vs. Dayton	*	30:45	5-6	0-0	0-0	3-5-8	0	3	2	1	2	10
MONTANA	*	22:10	5-7	0-0	3-4	3-3-6	1	0	0	1	1	13
at Xavier	*	31:06	3-7	0-0	3-4	5-7-12	3	2	3	2	1	9
RICE	*	19:45	2-4	0-0	0-0	2-4-6	1	2	0	1	1	4
JACKSON STATE	*	18:00	1-2	0-0	1-2	1-0-1	3	0	2	1	3	3
vs. rv/rv Texas A&M	*	36:11	5-8	0-0	0-0	4-7-11	3	7	0	1	0	10
TEXAS STATE	*	8:04	0-2	0-0	0-0	0-1-1	1	1	1	1	2	0
PENN	DNP – Injury											
* WEST VIRGINIA	*	27:58	4-10	0-1	1-2	0-3-3	3	1	0	0	1	9
* at rv/rv Iowa State	*	36:06	3-7	0-0	0-0	5-3-8	1	3	2	2	1	6
* at rv/rv TCU	*	36:02	10-18	0-0	0-1	6-7-13	2	5	0	4	0	20
* #25/25 TEXAS TECH	*	29:16	6-9	0-0	0-0	3-4-7	2	2	1	0	2	12
* UCF	*	18:27	2-8	0-0	0-2	1-4-5	1	1	0	1	1	4
* at #21/19 BYU	*	33:24	2-3	0-0	1-2	2-5-7	1	3	2	0	1	5
* rv/rv KANSAS STATE	*	28:02	5-8	0-0	4-6	5-1-6	2	2	0	0	0	14
* at rv/rv Texas	*	37:35	5-9	0-0	4-7	3-5-8	2	2	2	2	1	14
* at #8/9 Kansas	*	37:58	5-11	0-0	1-3	7-6-13	2	1	0	0	2	11
* OKLAHOMA STATE	*	11:49	2-4	0-0	0-0	0-0-0	5	1	1	0	1	4
* at Cincinnati	*	36:44	10-15	0-0	0-1	4-4-8	2	0	2	1	0	20
* rv/- TEXAS	*	28:19	4-10	0-0	1-3	4-3-7	1	4	1	1	1	9
* #6/6 IOWA STATE	*	26:16	3-5	0-0	0-0	3-3-6	5	2	1	0	1	6
* at #11/11 Baylor	*	40:26	7-9	0-0	3-4	3-5-8	2	4	3	3	6	17
* CINCINNATI	*	27:52	4-6	0-0	7-9	1-4-5	4	0	2	0	1	15
* at rv/rv Oklahoma	*	30:45	10-12	0-0	0-1	1-4-5	1	2	0	1	1	20
* at UCF	*	37:58	6-8	0-0	0-3	3-4-7	3	1	0	1	3	12
* #14/14 KANSAS	*	32:02	4-11	0-0	2-2	2-6-8	3	2	2	2	1	10
vs. (8) TCU	*	34:34	4-5	0-0	0-3	2-8-10	3	0	4	2	3	8
vs. #25/23 (4) Texas Tech	*	7:04	1-2	0-0	0-0	1-1-2	0	3	0	0	0	2
vs. #7/8 (2) Iowa State	*	13:06	1-	0-0	0-0	1-2-3	1	1	2	0	1	2
vs. (16) Longwood	*	19:05	3-3	0-0	1-2	1-4-5	1	2	2	0	0	7
vs. (9) Texas A&M	*	33:24	6-6	0-0	1-2	3-5-8	4	2	0	1	2	13
vs. #13/14 (4) Duke	*	28:34	5-9	0-0	3-8	4-4-8	3	1	1	1	1	13

## ROBERTS' 2021-22 GAME-BY-GAME (32-6 • 15-3 American)

Opponent	GS	Min	FG-A	3FG-A	FT-A	O-D-T	PF	A	TO	Blk	Stl	Pts
HOFSTRA		23:47	4-4	0-0	0-0	6-9-15	2	1	1	1	0	8
RICE		23:52	0-1	0-1	3-4	4-5-9	2	0	0	0	3	3
rv/#25 VIRGINIA		20:34	1-1	0-0	0-0	3-4-7	1	1	0	0	0	2
vs. Butler		19:37	1-3	0-1	3-4	1-5-6	2	1	1	0	1	5
vs. Wisconsin		19:14	1-5	0-2	3-4	3-3-6	0	0	2	1	1	5
vs. rv/#23 Oregon		13:33	2-2	0-0	0-1	1-2-3	3	0	0	0	0	4
NORTHWESTERN STATE		13:59	1-2	0-0	0-0	4-2-6	1	0	0	0	2	2
BRYANT		23:07	3-4	0-0	0-0	3-9-12	0	3	0	1	2	6
ALCORN STATE		13:36	0-0	0-0	1-2	0-4-4	3	0	2	0	0	1
at #9/9 Alabama		21:43	4-4	0-0	1-6	9-4-13	2	1	0	0	0	9
LOUISIANA		12:19	0-0	0-0	0-0	1-3-4	0	0	0	0	0	0
vs. Oklahoma State		4:46	0-1	0-0	0-0	0-1-1	0	0	0	0	0	0
TEXAS STATE		21:01	0-0	0-0	2-2	3-2-5	1	2	0	0	2	2
* CINCINNATI	Postponed											
* at Temple		10:38	1-1	0-0	0-0	2-1-3	2	0	1	0	2	2
* at South Florida		18:18	0-0	0-0	0-0	2-2-4	4	0	0	0	0	0
* WICHITA STATE		14:09	0-1	0-0	2-2	0-2-2	2	1	0	1	0	2
* at Tulsa		18:16	1-2	0-0	1-2	1-1-2	1	1	2	0	0	3
* SOUTH FLORIDA		14:13	0-1	0-0	0-0	2-2-4	0	2	0	0	0	0
* EAST CAROLINA		19:59	1-3	0-0	0-0	2-1-3	0	1	1	0	0	2
* at UCF		13:04	0-1	0-0	0-0	0-2-2	1	0	1	0	0	0
* TULANE		4:09	0-0	0-0	0-0	0-1-1	0	0	0	0	0	0
* at Cincinnati		12:25	0-0	0-0	0-0	1-3-4	1	0	2	0	0	0
* at -rv SMU		3:14	2-2	0-0	1-1	0-0-0	0	0	0	0	0	5
* MEMPHIS		4:51	0-1	0-0	0-0	0-0-0	1	0	0	0	0	0
* UCF		12:01	3-3	0-0	0-0	0-0-0	2	0	2	0	1	6
* at Wichita State		11:22	1-4	0-0	0-1	0-1-1	1	0	0	0	0	2
* rv/rv SMU		17:52	3-4	0-0	0-0	5-3-8	2	2	1	1	1	6
* CINCINNATI		13:17	0-1	0-0	0-0	1-4-5	2	0	0	0	0	0
* TEMPLE		21:22	1-3	0-0	0-2	1-2-3	3	0	0	1	0	2
* at Memphis		18:16	1-1	0-0	0-0	1-2-3	2	1	2	0	2	2
vs. Cincinnati		16:55	2-3	0-0	3-3	0-1-1	2	1	0	0	0	3
vs. Tulane		33:43	5-6	0-0	0-0	5-8-13	4	1	2	0	1	10
vs. Memphis		15:21	1-2	0-0	0-1	3-2-5	0	1	1	1	1	2
vs. UAB		14:19	3-3	0-0	0-2	1-1-2	1	0	0	1	1	6
vs. #19/16 Illinois		12:22	0-1	0-0	0-0	2-3-5	1	0	0	0	0	0
vs. #2/2 Arizona		14:19	1-1	0-0	2-2	0-2-2	0	0	0	0	0	4
vs. #6/5 Villanova		26:04	2-2	0-0	3-4	4-4-8	2	0	0	2	3	7

## ROBERTS' 2022-23 GAME-by-GAME (33-4 • 17-1 American)

Opponent	GS	Min	FG-A	3FG-A	FT-A	O-D-T	PF	A	TO	Blk	Stl	Pts
NORTHERN COLORADO	*	20:31	6-8	0-0	0-0	2-4-6	0	0	3	1	3	12
vs. Saint Joseph's	*	30:11	8-9	0-0	3-4	5-7-12	1	1	0	2	0	19
ORAL ROBERTS	*	11:12	2-3	0-0	0-0	2-0-2	3	0	1	0	1	4
TEXAS SOUTHERN	*	22:06	4-7	0-0	2-2	1-3-4	0	3	0	1	0	10
at rv/rv Oregon	*	33:53	1-1	0-0	0-0	2-3-5	2	1	2	1	0	2
KENT STATE	*	35:08	5-10	0-0	1-4	5-9-14	1	1	4	4	1	11
NORFOLK STATE	*	16:39	5-5	0-0	0-0	2-3-5	0	3	0	1	1	10
vs. -rv Saint Mary's (Calif)	*	35:11	7-11	0-0	1-2	2-6-8	2	1	1	2	1	15
NORTH FLORIDA	*	20:52	3-5	0-0	0-0	2-4-6	0	1	0	0	1	6
#8/10 ALABAMA	*	27:38	4-10	0-0	1-2	5-4-9	3	0	0	5	0	9
NORTH CAROLINA A&T	*	19:45	2-3	0-0	0-0	1-6-7	1	2	1	0	0	4
at #2/2 Virginia	*	21:51	5-7	0-0	0-0	1-5-6	3	1	1	0	0	10
MCNEESE	*	22:47	2-3	0-0	0-0	2-6-8	1	0	1	0	1	4
* at Tulsa	*	26:03	7-7	0-0	1-2	5-4-9	2	1	0	0	2	15
* UCF	*	33:49	5-10	0-0	2-2	4-1-5	2	1	0	1	0	12
* SMU	*	20:53	3-5	0-0	5-6	1-7-8	4	2	2	0	2	11
* at Cincinnati	*	33:38	7-16	0-1	0-0	4-7-11	4	1	0	0	2	14
* SOUTH FLORIDA	*	17:38	0-1	0-0	3-4	1-2-3	4	0	1	0	0	3
* at Tulane	*	31:10	6-9	0-0	3-4	2-4-6	1	2	2	2	1	15
* TEMPLE	*	27:22	3-3	0-0	2-4	2-3-5	5	1	2	2	1	8
* at UCF	*	30:19	5-9	0-0	0-0	3-6-0	2	0	2	1	0	10
* CINCINNATI	*	22:42	7-9	0-0	0-0	2-4-6	3	0	0	1	0	14
* at Wichita State	*	16:56	4-5	0-0	2-3	1-5-6	4	1	0	1	0	10
* at Temple	*	21:04	5-7	0-0	2-3	0-3-3	4	1	1	4	0	12
* TULSA	*	23:41	2-4	0-0	2-3	4-6-10	0	1	0	0	0	6
* at SMU	*	25:41	4-4	0-0	0-0	3-7-10	4	0	2	1	1	8
* MEMPHIS	*	33:50	6-10	0-0	8-9	4-8-12	1	1	4	1	1	20
* TULANE	*	25:29	9-10	0-0	8-9	4-3-7	3	3	1	1	2	26
* at East Carolina	*	28:47	8-14	0-0	1-2	7-5-12	2	1	0	4	0	17
* WICHITA STATE	*	28:56	2-5	0-0	2-2	2-1-3	3	1	0	1	1	6
* at Memphis	*	29:07	0-0	0-0	1-2	3-3-6	2	1	1	2	0	1
vs. (9) East Carolina	*	29:21	0-5	0-0	0-0	3-9-12	1	2	1	3	2	0
vs. (4) Cincinnati	*	25:36	7-12	0-0	2-4	2-6-8	3	0	1	0	1	16
vs. (2) Memphis	*	37:11	5-11	0-0	2-6	10-10-20	2	3	0	1	1	12
vs. (16) North Kentucky	*	34:51	4-6	0-0	3-4	5-7-12	1	4	1	1	0	11
vs. (9) Auburn	*	31:19	2-8	0-0	2-3	4-3-7	5	2	2	5	0	6
vs. #16/15 (5) Miami (Fla)	*	22:25	1-2	0-0	0-0	2-0-2	1	1	1	0	0	2

## ROBERTS' 2020-21 GAME-by-GAME (21-4 • 13-3 American)

Opponent	GS	Min	FG-A	3FG-A	FT-A	O-D-T	PF	A	TO	Blk	Stl	Pts
LAMAR		17:18	2-4	0-0	1-1	3-3-6	1	0	0	2	2	5
BOISE STATE		21:01	1-5	0-0	0-0	5-9-14	2	0	1	1	2	2



#21 EMANUEL SHARP

Guard

6-3 • 210 • r-Junior-2L (RS '21-22)

Tampa, Fla. (Bishop McLaughlin School)

Integrated Studies

emanuelsharp\_

CAREER HIGHS

Points

30, vs. (9) Texas A&M (3/24/24)

Field Goals Made

8, vs. (9) Texas A&M (3/24/24)

Field Goal Attempts

17, vs. rv/rv Texas A&M (12/16/23)

3-Point Field Goals Made

7, vs. (9) Texas A&M (3/24/24)

3-Point Field Goal Attempts

14, vs. (9) Texas A&M (3/24/24)

Free Throws Made

11, vs. Texas State (12/21/23)

Free Throw Attempts

11, vs. Texas State (12/21/23)

Rebounds

10, vs. SMU (1/5/23)

Offensive Rebounds

5, vs. rv/rv Texas A&M (12/16/23)

Defensive Rebounds

8, at rv/rv Texas (1/29/24)

8, vs. SMU (1/5/23)

Assists

4, vs. Troy (12/10/24)

4, vs. Notre Dame (11/27/24)

4, at Xavier (12/1/23)

Steals

4, done four times; Most recently vs. Louisiana (11/13/24)

Blocked Shots

1, done five times; Most recently vs. #13/14 (4) Duke (3/29/24)

Minutes Played

40:39, at rv/rv Texas (1/29/24)

JUNIOR (2023-24)

Scored eight points with two 3-pointers and added two steals with a rebound in charity exhibition win vs. #13/15 Texas A&M (10/27)... Made his regular-season debut in season-opening win over Jackson State inside Fertitta Center... Finished with seven points and grabbed a rebound against the Tigers (11/4)... Posted 13 points with a team-high three 3-pointers against #11/11 Auburn in Mattress Firm Battleground 2k24 inside Toyota Center (11/9)... Posted 11 points with two 3-pointers, five rebounds and a game-high-tying four steals in home win over Louisiana (11/13)... Scored 16 points, thanks to 5-of-5 shooting from behind the arc, and grabbed two rebounds with two assists and a pair of steals in home win over Hofstra (11/22)... Finished with 14 points and six rebounds against #9/9 Alabama during first day of Players Era Festival inside MGM Grand Garden Arena in Las Vegas... Saw his streak of 10 consecutive 3-pointers made end in first half (11/26)... Led Cougars with 17 points on 6-of-13 shooting and grabbed three rebounds with a pair

of assists against Notre Dame during second day of Players Era Festival (11/27)... Led all players with 23, thanks to four 3-pointers and 9-of-9 shooting from the free throw line against San Diego State during Players Era Festival Third-Place Game (11/30)... Posted 16 points on 6-of-10 shooting from field, including 4-of-7 from behind the arc, against Butler during Big 12-Big East Challenge... Added two rebounds and an assist against the Bulldogs (12/7)... Posted 14 points with four rebounds, four assists and three steals in home win over Troy (12/10)... Finished with 13 points and grabbed five rebounds with a pair of steals in home win over Toledo (12/18)... Led all players with 18 points and dished out a pair of assists in home win over Texas A&M-Corpus Christi (12/21)... Led all players with 18 points and led Cougars with four 3-pointers in home win over BYU (1/4)... Buried four 3-pointers on the way to a team-high 14 points and swiped three steals with a pair of rebounds in home win over TCU (1/6).

2024-25 GAME-BY-GAME STATISTICS (11-3 • 3-0 Big 12)

Date	Opponent	GS	Min	FG-A	3FG-FGA	FT-FTA	OR-DR	Tot	PF	A	TO	Blk	Stl	Pts
11/4/24	JACKSON STATE	*	18:14	3-7	1-2	0-0	1-0	1	2	0	1	0	0	7
11/9/24	vs. #11/11 Auburn	*	35:31	3-9	3-6	4-4	0-2	2	0	0	2	0	1	13
11/13/24	LOUISIANA	*	19:52	3-5	2-2	3-4	1-4	5	1	1	1	0	4	11
11/22/24	rv/- HOFSTRA	*	19:30	5-6	5-5	1-2	1-1	2	4	2	0	0	2	16
11/26/24	vs. #9/9 Alabama	*	29:40	3-11	2-6	6-8	0-6	6	5	1	1	0	1	14
11/27/24	vs. Notre Dame	*	34:08	6-13	3-9	2-2	1-3	4	3	4	1	0	0	17
11/30/24	vs. San Diego State	*	35:31	5-15	4-8	9-9	0-2	2	3	1	1	0	1	23
12/7/24	BUTLER	*	29:06	6-10	4-7	0-0	0-2	2	3	1	0	0	0	16
12/10/24	TROY	*	28:35	4-9	2-5	4-4	0-4	4	3	4	0	0	3	14
12/18/24	TOLEDO	*	20:28	4-10	1-6	4-4	1-4	5	1	0	1	0	2	13
12/21/24	TEXAS A&M-CORPUS CHRISTI	*	18:38	3-6	3-5	9-9	0-0	0	2	2	2	0	0	18
12/30/24	* at Oklahoma State	*	22:10	1-4	0-2	0-0	0-2	2	1	1	0	0	0	2
1/4/25	* BYU	*	20:07	5-9	4-8	4-4	0-3	3	3	1	0	0	1	18
1/6/25	* TCU	*	26:26	5-9	4-7	0-0	0-2	2	2	0	0	0	3	14
1/11/25	* at Kansas State	---	---	---	---	---	---	---	---	---	---	---	---	---
1/15/25	* WEST VIRGINIA	---	---	---	---	---	---	---	---	---	---	---	---	---
1/18/25	* at UCF	---	---	---	---	---	---	---	---	---	---	---	---	---
1/21/25	* UTAH	---	---	---	---	---	---	---	---	---	---	---	---	---
1/25/25	* at Kansas	---	---	---	---	---	---	---	---	---	---	---	---	---
1/29/25	* at West Virginia	---	---	---	---	---	---	---	---	---	---	---	---	---
2/1/25	* TEXAS TECH	---	---	---	---	---	---	---	---	---	---	---	---	---
2/4/25	* OKLAHOMA STATE	---	---	---	---	---	---	---	---	---	---	---	---	---
2/8/25	* at Colorado	---	---	---	---	---	---	---	---	---	---	---	---	---
2/10/25	* BAYLOR	---	---	---	---	---	---	---	---	---	---	---	---	---
2/15/25	* at Arizona	---	---	---	---	---	---	---	---	---	---	---	---	---
2/18/25	* at Arizona State	---	---	---	---	---	---	---	---	---	---	---	---	---
2/22/25	* IOWA STATE	---	---	---	---	---	---	---	---	---	---	---	---	---
2/24/25	* at Texas Tech	---	---	---	---	---	---	---	---	---	---	---	---	---
3/1/25	* CINCINNATI	---	---	---	---	---	---	---	---	---	---	---	---	---
3/13/25	* KANSAS	---	---	---	---	---	---	---	---	---	---	---	---	---
3/8/25	* at Baylor	---	---	---	---	---	---	---	---	---	---	---	---	---
TBA	TBA	---	---	---	---	---	---	---	---	---	---	---	---	---

CAREER STATISTICS

Year	W-L	GP-GS	MP	FG-FGA	Pct	3P-A	Pct	FT-FTA	Pct	Off-Def	Reb - Avg	PF-DQ	Ast	TO	Blk	Stl	Pts - Avg
2021-22	0-0																
2022-23	30-3	33-0	515	58-159	.365	43-124	.347	37-42	.881	20-54	74 - 2.2	72-1	16	26	2	10	196 - 5.9
2023-24	32-5	37-32	1,043	135-362	.373	82-223	.368	114-134	.851	35-96	131 - 3.5	95-2	34	40	3	55	466 - 12.6
2024-25	11-3	14-14	358	56-123	.455	38-78	.487	46-50	.920	5-35	40 - 2.9	33-1	18	10	0	18	196 - 14.0
Totals	73-11	84-46	1,916	249-644	.387	163-425	.384	197-226	.872	60-185	245 - 2.9	200-4	68	76	5	83	858 - 10.2

## SHARP's 2023-24 GAME-BY-GAME (32-5 • 15-3 Big 12)

Opponent	Date	GS	Min	FG-A	3FG-A	FT-A	Off-Def	Tot	PF	A	TO	Blk	Stl	Pts
ULM	11/6/23	*	20:56	5-9	4-8	6-8	0-0	0	1	0	1	0	0	20
TEXAS A&M-CORPUS CHRISTI	11/11/23	*	21:51	3-8	2-5	3-3	2-1	3	3	2	1	0	0	11
STETSON	11/13/23	*	22:21	1-5	0-4	5-7	2-3	5	1	1	2	1	0	7
vs. Towson	11/16/23		18:12	4-7	3-5	3-3	0-3	3	2	0	1	0	0	14
vs. Utah	11/17/23		27:45	6-13	1-4	2-3	2-4	6	1	0	1	0	3	15
vs. Dayton	11/19/23		20:27	2-10	0-5	0-0	0-2	2	2	1	0	0	1	4
MONTANA	11/24/23		19:18	3-5	2-3	3-4	3-3	6	0	0	1	0	2	11
at Xavier	12/1/23	*	36:20	2-12	1-6	5-6	0-2	2	1	4	0	0	3	10
RICE	12/6/23	*	17:23	4-8	2-6	2-2	1-3	4	1	3	2	0	1	12
JACKSON STATE	12/9/23	*	22:04	6-13	5-9	8-10	1-2	3	2	1	1	0	3	25
vs. rv/rv Texas A&M	12/16/23	*	35:23	7-17	5-13	2-2	5-1	6	2	0	2	0	1	21
TEXAS STATE	12/21/23	*	27:04	2-10	2-9	11-11	1-2	3	2	1	1	0	4	17
PENN	12/30/23	*	27:57	5-10	2-5	0-0	2-2	4	3	1	1	0	1	12
* WEST VIRGINIA	1/6/24	*	20:52	3-4	1-2	1-1	2-5	7	3	0	2	0	3	8
* at rv/rv Iowa State	1/9/24	*	37:04	6-12	5-10	3-4	1-4	5	4	0	1	0	1	20
* at rv/rv TCU	1/13/24	*	28:54	2-7	1-4	3-4	0-0	0	4	1	1	0	3	8
* #25/25 TEXAS TECH	1/17/24	*	20:57	3-8	2-5	0-0	0-3	3	3	0	1	0	0	8
* UCF	1/20/24	*	19:33	0-7	0-3	2-2	0-1	1	5	0	0	0	0	2
* at #21/19 BYU	1/23/24	*	25:17	1-6	0-2	7-9	4-5	9	2	1	2	0	2	9
* rv/rv KANSAS STATE	1/27/24	*	30:57	3-15	2-8	1-2	2-4	6	1	2	1	0	3	9
* at rv/rv Texas	1/29/24	*	40:39	3-8	3-6	4-4	0-8	8	0	2	2	0	1	13
* at #8/9 Kansas	2/3/24	*	31:23	4-14	3-9	0-0	0-1	1	2	1	0	0	0	11
* OKLAHOMA STATE	2/6/24	*	29:00	6-11	3-5	1-2	1-3	4	4	1	2	0	0	16
* at Cincinnati	2/10/24	*	34:01	3-7	1-3	2-2	1-5	6	2	0	1	0	1	9
* rv/rv TEXAS	2/17/24	*	26:29	5-11	1-5	4-4	0-3	3	4	1	0	0	4	15
* #6/6 IOWA STATE	2/19/24	*	29:33	5-13	2-7	8-9	0-1	1	2	0	0	0	4	20
* at #11/11 Baylor	2/24/24	*	32:58	5-12	2-6	6-6	0-2	2	4	1	2	0	2	18
* CINCINNATI	2/27/24	*	35:30	3-12	3-8	2-2	1-3	4	4	0	1	0	2	11
* at rv/rv Oklahoma	3/2/24	*	26:34	4-8	3-5	0-0	1-2	3	4	1	1	0	0	11
* at UCF	3/6/24	*	29:40	1-7	1-4	1-2	1-2	3	4	1	1	0	2	4
* #14/15 KANSAS	3/9/24	*	31:53	3-7	3-7	0-0	1-4	5	3	2	1	0	1	9
vs. (8) TCU	3/14/24	*	33:47	4-12	2-7	4-4	0-4	4	3	1	1	0	0	14
vs. #25/23 (4) Texas Tech	3/15/24	*	37:29	5-12	4-8	3-3	1-3	4	4	2	2	0	0	17
vs. #7/8 (2) Iowa State	3/16/24	*	24:59	2-9	1-5	0-0	0-0	0	4	1	1	0	3	5
vs. (16) Longwood	3/22/24	*	28:31	4-10	3-6	2-4	0-1	1	2	0	2	0	1	13
vs. (9) Texas A&M	3/24/24	*	34:15	8-16	7-14	7-8	0-3	3	5	1	1	1	2	30
vs. #13/14 (4) Duke	3/29/24	*	35:43	2-7	0-2	3-3	0-1	1	1	1	0	1	1	7

## SHARP's 2022-23 GAME-BY-GAME (30-3 • 17-1 American)

Opponent	Date	GS	Min	FG-A	3FG-A	FT-A	Off-Def	Tot	PF	A	TO	Blk	Stl	Pts
NORTHERN COLORADO	11/7/22		7:41	4-7	3-5	0-0	2-0	2	3	1	0	0	1	11
vs. Saint Joseph's	11/11/22		3:14	0-1	0-1	0-0	0-1	1	0	0	1	0	0	0
ORAL ROBERTS	11/14/22		11:47	2-2	0-0	2-2	0-2	2	2	0	3	0	0	6
TEXAS SOUTHERN	11/16/22		6:33	0-1	0-1	0-0	0-0	0	1	1	0	0	0	0
at rv/rv Oregon	11/20/22		DNP – Coach's Decision											
KENT STATE	11/26/22		DNP – Coach's Decision											
NORFOLK STATE	11/29/22		19:01	1-6	1-4	0-0	1-1	2	0	0	1	0	0	3
vs. –/rv Saint Mary's (Calif.)	12/3/22		DNP – Coach's Decision											
NORTH FLORIDA	12/6/22		19:14	3-5	3-5	0-0	0-0	0	0	0	1	0	0	9
#8/10 ALABAMA	12/10/22		DNP – Coach's Decision											
NORTH CAROLINA A&T	12/13/22		25:39	3-5	1-3	3-3	0-3	3	3	2	3	0	0	10
at #2/2 Virginia	12/17/22		9:26	0-2	0-2	0-0	0-1	1	1	0	1	0	0	0
McNEESE	12/21/22		19:11	6-10	6-10	0-0	2-1	3	0	1	1	0	0	18
* at Tulsa	12/28/22		20:17	4-7	3-5	3-3	0-4	4	4	0	4	0	0	14
* UCF	12/31/22		8:25	0-2	0-1	0-0	0-2	2	0	0	0	0	0	0
* SMU	1/5/23		23:31	1-9	1-7	3-3	2-8	10	3	0	0	0	0	6
* at Cincinnati	1/8/23		4:07	0-1	0-1	0-0	0-0	0	0	0	0	0	0	0
* SOUTH FLORIDA	1/11/23		14:51	3-6	2-5	0-0	0-0	0	3	0	1	0	0	8
* at Tulane	1/17/23		13:15	1-2	1-2	3-3	0-1	1	3	1	2	0	2	6
* TEMPLE	1/22/23		11:56	1-2	1-2	0-0	1-0	1	2	0	1	0	0	3
* at UCF	1/25/23		23:38	5-7	4-6	4-4	0-3	3	3	0	0	1	0	18
* CINCINNATI	1/28/23		23:51	1-5	1-5	2-3	0-2	2	1	1	1	0	0	5
* at Wichita State	2/2/23		6:22	0-2	0-2	0-0	0-1	1	2	0	0	0	0	0
* at Temple	2/5/23		19:33	2-4	1-3	1-2	1-2	3	2	0	0	0	0	6
* at SMU	2/16/23		22:33	2-8	2-6	1-2	3-2	5	3	2	1	1	0	7
* MEMPHIS	2/19/23		15:49	1-7	0-4	0-0	0-0	0	3	1	0	0	2	2
* TULANE	2/22/23		17:18	1-8	1-6	2-2	3-2	5	2	2	1	0	1	5
* at East Carolina	2/25/23		17:29	0-2	0-1	0-0	1-1	2	3	1	1	0	1	0
* WICHITA STATE	3/2/23		10:15	1-3	1-3	4-4	1-1	2	3	1	1	0	0	7
* at Memphis	3/5/23		14:16	2-4	1-3	0-0	0-0	0	2	0	1	0	0	5
vs. (9) East Carolina	3/10/23		18:09	1-6	1-4	1-2	0-2	2	4	0	0	0	1	4
vs. (4) Cincinnati	3/11/23		22:42	1-5	0-2	0-0	0-3	3	4	0	0	0	0	2
vs. (2) Memphis	3/12/23		12:37	1-5	1-5	0-0	2-0	2	2	0	0	0	0	3
vs. (16) Northern Kentucky	3/16/23		22:43	3-4	2-3	2-2	0-1	1	3	1	0	0	0	10
vs. (9) Auburn	3/18/23		12:54	1-4	1-3	4-5	0-4	4	2	0	0	0	1	7
vs. #16/15 (5) Miami (Fla.)	3/24/23		17:30	3-8	2-6	0-0	0-2	2	3	0	0	0	0	8

## SHARP's 2021-22 GAME-by-GAME (0-0 • 0-0 American)

Opponent	Date	GS	Min	FG-A	3FG-A	FT-A	Off-Def	Tot	PF	A	TO	Blk	Stl	Pts
Sat out as a redshirt														





## #11 JOSEPH TUGLER

### Forward

**6-8 • 230 • Sophomore-1L**

**Monroe, La. (Cypress Falls HS)**

**Undeclared Major**

**@josephugler X joseph\_tugler**

### CAREER HIGHS

#### Points

17, vs. Hofstra (11/22/24)

#### Field Goals Made

6, vs. Hofstra (11/22/24)

#### Field Goal Attempts

7, at #8/9 Kansas (2/3/24)  
7, vs. Penn (12/30/23)

#### 3-Point Field Goals Made

2, vs. Hofstra (11/22/24)

#### 3-Point Field Goal Attempts

2, vs. #9/9 Alabama (11/26/24)  
2, vs. Hofstra (11/22/24)

#### Free Throws Made

6, vs. #11/11 Auburn (11/9/24)

#### Free Throw Attempts

8, vs. #11/11 Auburn (11/9/24)

#### Rebounds

9, vs. San Diego State (11/30/24)  
9, vs. Jackson State (12/9/23)

#### Offensive Rebounds

5, vs. San Diego State (11/30/24)  
5, at #8/9 Kansas (2/3/24)  
5, vs. Jackson State (12/9/23)

#### Defensive Rebounds

6, vs. Butler (12/7/24)  
6, vs. #9/9 Alabama (11/26/24)

#### Assists

4, vs. Hofstra (11/22/24)

#### Steals

4, vs. Rice (12/6/23)

#### Blocked Shots

8, vs. #9/9 Alabama (11/26/24)

#### Minutes Played

30:58, vs. #9/9 Alabama (11/26/24)

### SOPHOMORE (2024-25)

Grabbed nine rebounds, including a game-high eight offensive boards, and added two blocks and a pair of steals in charity exhibition win vs. #13/15 Texas A&M (10/27)... Tied for team lead with five points and led Cougars with three blocked shots in season-opening win vs. Jackson State inside Fertitta Center... Added five points against the Tigers (11/4)... Scored 10 points, tied for lead with seven rebounds and blocked two shots against #11/11 Auburn in Mattress Firm Battleground 2k24 inside Toyota Center (11/9)... Led all players with four offensive rebounds in home win over Louisiana (11/13)... Led the Cougars with 17 points on 6-of-6 shooting from the field and grabbed four rebounds with four

assists in home win over Hofstra... Also drained a pair of 3-pointers and blocked a shot against the Pride (11/22)... Blocked a game-high eight shots and added eight rebounds with two points and a pair of assists against #9/9 Alabama during first day of Players Era Festival inside MGM Grand Garden Arena in Las Vegas (11/26)... Became only sixth Cougar in school history to block 8+ shots in a game... Grabbed nine rebounds, including five offensive boards, and added two points and three assists against San Diego State during Players Era Festival Third-Place Game (11/30)... Scored 13 points on 5-of-6 shooting from the field and grabbed three rebounds with three blocks, two steals and an assist in home win over Toledo (12/18)... Grabbed seven rebounds and tied for team lead with four blocks in home win over Texas A&M-Corpus Christi (12/21)... Tied for team lead with six rebounds, including four offensive boards, and added three points with two assists, three blocks and a steal in home win over TCU (1/6).

### 2024-25 GAME-by-GAME STATISTICS (11-3 • 3-0 Big 12)

Date	Opponent	GS	Min	FG-A	3FG-FGA	FT-FTA	OR-DR	Tot	PF	A	TO	Blk	Stl	Pts
11/4/24	JACKSON STATE	*	25:27	2-4	1-1	0-0	3-4	7	2	1	1	3	1	5
11/9/24	vs. #11/11 Auburn		31:07	2-4	0-1	6-8	4-3	7	4	0	0	2	2	10
11/13/24	LOUISIANA		17:13	1-3	0-0	0-4	4-1	5	3	0	1	1	1	2
11/22/24	rv/- HOFSTRA		16:48	6-6	2-2	3-5	3-1	4	1	4	0	1	0	17
11/26/24	vs. #9/9 Alabama		30:58	1-5	0-2	0-1	2-6	8	4	2	2	8	1	2
11/27/24	vs. Notre Dame		10:54	3-5	0-0	0-2	00-3	3	4	1	1	0	1	6
11/30/24	vs. San Diego State		27:50	1-6	0-0	0-0	5-4	9	2	3	2	0	0	2
12/7/24	BUTLER	*	18:59	3-4	0-0	0-0	2-6	8	3	0	2	2	0	6
12/10/24	TROY	*	14:08	1-3	0-0	0-0	4-2	6	4	0	0	3	0	2
12/18/24	TOLEDO	*	16:10	5-6	0-0	3-3	2-1	3	3	1	2	3	2	13
12/21/24	TEXAS A&M-CORPUS CHRISTI	*	23:19	2-5	0-1	1-2	3-4	7	2	0	1	4	2	5
12/30/24	* at Oklahoma State	*	19:19	2-6	0-0	0-0	1-1	2	5	2	1	3	0	4
1/4/25	* BYU	*	18:27	1-1	0-0	3-4	3-2	5	5	0	3	2	0	5
1/6/25	* TCU	*	23:32	1-3	0-0	1-2	4-2	6	2	2	2	3	1	3
1/11/25	* at Kansas State		--	--	--	--	--	--	--	--	--	--	--	--
1/15/25	* WEST VIRGINIA		--	--	--	--	--	--	--	--	--	--	--	--
1/18/25	* at UCF		--	--	--	--	--	--	--	--	--	--	--	--
1/21/25	* UTAH		--	--	--	--	--	--	--	--	--	--	--	--
1/25/25	* at Kansas		--	--	--	--	--	--	--	--	--	--	--	--
1/29/25	* at West Virginia		--	--	--	--	--	--	--	--	--	--	--	--
2/1/25	* TEXAS TECH		--	--	--	--	--	--	--	--	--	--	--	--
2/4/25	* OKLAHOMA STATE		--	--	--	--	--	--	--	--	--	--	--	--
2/8/25	* at Colorado		--	--	--	--	--	--	--	--	--	--	--	--
2/10/25	* BAYLOR		--	--	--	--	--	--	--	--	--	--	--	--
2/15/25	* at Arizona		--	--	--	--	--	--	--	--	--	--	--	--
2/18/25	* at Arizona State		--	--	--	--	--	--	--	--	--	--	--	--
2/22/25	* IOWA STATE		--	--	--	--	--	--	--	--	--	--	--	--
2/24/25	* at Texas Tech		--	--	--	--	--	--	--	--	--	--	--	--
3/1/25	* CINCINNATI		--	--	--	--	--	--	--	--	--	--	--	--
3/13/25	* KANSAS		--	--	--	--	--	--	--	--	--	--	--	--
3/8/25	* at Baylor		--	--	--	--	--	--	--	--	--	--	--	--
TBA	TBA		--	--	--	--	--	--	--	--	--	--	--	--

### CAREER STATISTICS

Year	W-L	GP-GS	MP	FG-FGA	Pct	3P-A	Pct	FT-FTA	Pct	Off-Def	Reb - Avg	PF-DQ	Ast	TO	Blk	Stl	Pts - Avg
2023-24	25-3	28-1	448	43-78	.551	0-2	.000	19-41	.463	53-62	115 - 4.1	85-2	8	13	30	26	105 - 3.8
2024-25	11-3	14-8	294	31-61	.508	3-7	.429	17-31	.548	40-40	80 - 5.7	44-2	16	18	35	11	82 - 5.9
<b>Totals</b>	<b>36-6</b>	<b>42-9</b>	<b>743</b>	<b>74-139</b>	<b>.532</b>	<b>3-9</b>	<b>.333</b>	<b>36-72</b>	<b>.500</b>	<b>93-102</b>	<b>195 - 4.6</b>	<b>129-4</b>	<b>24</b>	<b>31</b>	<b>65</b>	<b>37</b>	<b>187 - 4.5</b>

**TUGLER'S 2022-23 GAME-BY-GAME (25-3 • 12-3 Big 12)**

Opponent	Date	GS	Min	FG-A	3FG-A	FT-A	Off-Def	Tot	PF	A	TO	Blk	Stl	Pts
<b>ULM</b>	<b>11/6/23</b>		<b>12:25</b>	<b>1-2</b>	<b>0-0</b>	<b>0-0</b>	<b>4-2</b>	<b>6</b>	<b>3</b>	<b>1</b>	<b>1</b>	<b>1</b>	<b>0</b>	<b>2</b>
<b>TEXAS A&amp;M-CORPUS CHRISTI</b>	<b>11/11/23</b>		<b>20:56</b>	<b>1-3</b>	<b>0-1</b>	<b>0-0</b>	<b>1-2</b>	<b>3</b>	<b>4</b>	<b>1</b>	<b>0</b>	<b>3</b>	<b>0</b>	<b>2</b>
<b>STETSON</b>	<b>11/13/23</b>		<b>15:38</b>	<b>1-2</b>	<b>0-0</b>	<b>0-0</b>	<b>1-3</b>	<b>4</b>	<b>2</b>	<b>1</b>	<b>0</b>	<b>1</b>	<b>2</b>	<b>2</b>
vs. Towson	11/16/23		16:01	0-1	0-0	0-0	2-1	3	4	0	0	0	0	0
vs. Utah	11/17/23		10:01	1-1	0-0	2-6	1-0	1	3	0	0	0	1	4
vs. Dayton	11/19/23		11:11	1-1	0-0	1-2	0-1	1	3	0	0	1	0	3
<b>MONTANA</b>	<b>11/24/23</b>		<b>17:12</b>	<b>1-2</b>	<b>0-0</b>	<b>1-2</b>	<b>0-2</b>	<b>2</b>	<b>2</b>	<b>0</b>	<b>0</b>	<b>2</b>	<b>1</b>	<b>3</b>
at Xavier	12/1/23		12:39	3-4	0-0	0-0	3-3	6	5	0	1	2	1	6
<b>RICE</b>	<b>12/6/23</b>		<b>13:47</b>	<b>3-3</b>	<b>0-0</b>	<b>1-2</b>	<b>2-0</b>	<b>2</b>	<b>3</b>	<b>0</b>	<b>3</b>	<b>1</b>	<b>4</b>	<b>7</b>
<b>JACKSON STATE</b>	<b>12/9/23</b>		<b>23:01</b>	<b>0-0</b>	<b>0-0</b>	<b>1-2</b>	<b>5-4</b>	<b>9</b>	<b>3</b>	<b>0</b>	<b>0</b>	<b>1</b>	<b>3</b>	<b>1</b>
vs. rv/rv Texas A&M	12/16/23		21:25	2-4	0-0	0-0	3-2	5	3	1	0	3	0	4
<b>TEXAS STATE</b>	<b>12/21/23</b>		<b>19:15</b>	<b>2-5</b>	<b>0-0</b>	<b>0-0</b>	<b>3-1</b>	<b>4</b>	<b>2</b>	<b>0</b>	<b>0</b>	<b>2</b>	<b>1</b>	<b>4</b>
<b>PENN</b>	<b>12/30/23</b>	*	<b>21:08</b>	<b>5-7</b>	<b>0-0</b>	<b>3-6</b>	<b>3-4</b>	<b>7</b>	<b>3</b>	<b>1</b>	<b>0</b>	<b>2</b>	<b>2</b>	<b>13</b>
<b>* WEST VIRGINIA</b>	<b>1/6/24</b>		<b>17:47</b>	<b>2-4</b>	<b>0-0</b>	<b>2-2</b>	<b>1-4</b>	<b>5</b>	<b>4</b>	<b>0</b>	<b>1</b>	<b>0</b>	<b>2</b>	<b>6</b>
* at rv/rv Iowa State	1/9/24		17:03	1-1	0-0	1-2	1-4	5	5	0	1	0	0	3
* at rv/rv TCU	1/13/24		11:06	2-3	0-0	0-0	1-2	3	4	0	0	0	0	4
<b>* #25/25 TEXAS TECH</b>	<b>1/17/24</b>		<b>12:40</b>	<b>1-2</b>	<b>0-0</b>	<b>0-0</b>	<b>0-5</b>	<b>5</b>	<b>4</b>	<b>0</b>	<b>1</b>	<b>0</b>	<b>1</b>	<b>2</b>
<b>* UCF</b>	<b>1/20/24</b>		<b>14:42</b>	<b>0-1</b>	<b>0-0</b>	<b>0-1</b>	<b>4-1</b>	<b>5</b>	<b>3</b>	<b>1</b>	<b>0</b>	<b>2</b>	<b>1</b>	<b>0</b>
* at #21/19 BYU	1/23/24		10:58	1-3	0-0	1-4	1-3	4	2	0	1	1	1	3
<b>* rv/rv KANSAS STATE</b>	<b>1/27/24</b>		<b>16:00</b>	<b>2-2</b>	<b>0-0</b>	<b>3-6</b>	<b>0-3</b>	<b>3</b>	<b>4</b>	<b>0</b>	<b>0</b>	<b>1</b>	<b>1</b>	<b>7</b>
* at rv/rv Texas	1/29/24		19:22	2-4	0-0	0-0	4-1	5	3	0	0	2	0	4
* at #8/9 Kansas	2/3/24		33:47	3-7	0-0	2-2	5-3	8	3	0	2	1	2	8
<b>* OKLAHOMA STATE</b>	<b>2/6/24</b>		<b>13:33</b>	<b>1-4</b>	<b>0-0</b>	<b>0-0</b>	<b>3-3</b>	<b>6</b>	<b>4</b>	<b>0</b>	<b>0</b>	<b>1</b>	<b>1</b>	<b>2</b>
* at Cincinnati	2/10/24		19:36	2-3	0-0	1-2	1-2	3	3	2	0	2	0	5
<b>* rv/- TEXAS</b>	<b>2/17/24</b>		<b>13:31</b>	<b>1-1</b>	<b>0-0</b>	<b>0-2</b>	<b>1-2</b>	<b>3</b>	<b>3</b>	<b>0</b>	<b>1</b>	<b>1</b>	<b>1</b>	<b>2</b>
<b>* #6/6 IOWA STATE</b>	<b>2/19/24</b>		<b>11:20</b>	<b>0-3</b>	<b>0-1</b>	<b>0-0</b>	<b>0-2</b>	<b>2</b>	<b>1</b>	<b>0</b>	<b>1</b>	<b>0</b>	<b>1</b>	<b>0</b>
* at #11/11 Baylor	2/24/24		12:39	3-3	0-0	0-0	1-2	3	1	0	0	0	0	6
<b>* CINCINNATI</b>	<b>2/27/24</b>		<b>9:38</b>	<b>1-2</b>	<b>0-0</b>	<b>0-0</b>	<b>2-0</b>	<b>2</b>	<b>1</b>	<b>0</b>	<b>0</b>	<b>0</b>	<b>0</b>	<b>2</b>

Sat out for the remainder of the season with a foot injury



## #7 MIŁOS UZAN

Guard

6-4 • 190 • Junior-TR

Las Vegas, Nev. (Oklahoma/Desert Pines HS)

Integrated Studies

X lossyuzan

## CAREER HIGHS

## Points

13, vs. Butler (12/7/24)  
13, vs. Louisiana (11/13/24)  
20, at #11/11 Kansas State (3/1/23)

## Field Goals Made

6, vs. Butler (12/7/24)  
8, vs. Providence (12/5/23)

## Field Goal Attempts

11, vs. Butler (12/7/24)  
11, vs. Notre Dame (11/27/24)  
16, at #11/11 Kansas State (3/1/23)

## 3-Point Field Goals Made

2, done seven times; Most recently  
vs. BYU (1/4/25)  
3, done four times; Most recently  
vs. Arkansas-Pine Bluff (11/30/23)

## 3-Point Field Goal Attempts

6, vs. BYU (1/4/25)  
6, at Oklahoma State (12/30/24)  
7, at Oklahoma State (2/24/24)  
7, at Kansas State (3/1/23)

## Free Throws Made

3, vs. Toledo (12/18/24)  
3, vs. Kansas (2/17/24)  
3, vs. TCU (3/4/23)  
3, at Kansas State (3/1/23)

## Free Throw Attempts

4, vs. Toledo (12/18/24)  
4, vs. Kansas (2/17/24)  
4, vs. TCU (3/4/23)

## Rebounds

7, vs. Jackson State (11/4/24)  
12, vs. Providence (12/5/23)

## Offensive Rebounds

2, vs. Providence (12/5/23)  
2, vs. Iowa State (1/4/23)

## Defensive Rebounds

7, vs. Jackson State (11/4/24)  
10, vs. Providence (12/5/23)

## Assists

10, vs. Jackson State (11/4/24)  
10, at TCU (1/10/24)

## Steals

4, vs. Jackson State (11/4/24)  
4, vs. Texas (1/23/24)  
4, vs. Providence (12/5/23)

## Blocked Shots

1, vs. Toledo (12/18/24)  
1, vs. Jackson State (11/4/24)  
2, at Iowa State (2/28/24)  
11, vs. Arkansas-Pine Bluff (11/30/23)  
2, vs. Nebraska (11/24/22)

## Minutes Played

37:26, vs. Notre Dame (11/27/24)  
40:21, at Oklahoma State (2/24/24)

indicates accomplished at Oklahoma

and only one turnover against Notre Dame during second day of Players Era Festival inside MGM Grand Garden Arena in Las Vegas (11/27)... Scored 13 points and added three assists with two rebounds and a pair of steals against Butler during Big 12-Big East Challenge (12/7)... Dished out five assists without a turnover in home win over Troy (12/10)... Posted 10 points with five rebounds and four assists in home win over Toledo (12/18)... Finished with 12 points on 4-of-5 shooting and dished out six assists in home win over Texas A&M-Corpus Christi (12/21)... Totaled 12 points with six rebounds, four assists and two steals in road win at Oklahoma State (12/30)... Scored seven points and dished out a game-high eight assists with no turnovers in home win over BYU (1/4)... Posted nine points with three rebounds, three assists and three steals in home win over TCU (1/6).

## 2024-25 GAME-BY-GAME STATISTICS (11-3 • 3-0 Big 12)

Date	Opponent	GS	Min	FG-A	3FG-FGA	FT-FTA	OR-DR	Tot	PF	A	TO	Blk	Stl	Pts
11/4/24	JACKSON STATE	*	25:38	3-6	2-4	0-0	0-7	7	1	10	2	1	4	8
11/9/24	vs. #11/11 Auburn	*	31:27	5-10	0-1	0-0	1-1	2	5	4	3	0	0	10
11/13/24	LOUISIANA	*	21:12	5-9	2-3	1-1	0-4	4	0	5	0	0	2	13
11/22/24	rv/- HOFSTRA	*	21:32	1-5	0-2	2-2	1-4	5	0	6	2	0	0	4
11/26/24	vs. #9/9 Alabama	*	11:51	2-5	1-1	0-0	1-0	1	5	1	2	0	0	5
11/27/24	vs. Notre Dame	*	37:26	4-11	2-5	0-0	0-3	3	0	9	1	0	1	10
11/30/24	vs. San Diego State	*	36:00	4-9	2-3	0-0	0-2	2	5	3	3	0	0	10
12/7/24	BUTLER	*	24:46	6-11	1-3	0-0	1-1	2	4	3	1	0	2	13
12/10/24	TROY	*	20:57	1-7	0-2	0-1	1-0	1	1	5	0	0	0	2
12/18/24	TOLEDO	*	26:45	3-13	1-7	3-4	0-5	5	1	4	1	1	1	10
12/21/24	TEXAS A&M-CORPUS CHRISTI	*	25:14	4-5	2-2	2-2	0-2	2	0	6	1	0	0	12
12/30/24	* at Oklahoma State	*	35:53	5-10	2-6	0-0	1-5	6	3	4	1	0	2	12
1/4/25	* BYU	*	31:04	2-9	2-6	1-2	0-2	2	0	8	0	0	2	7
1/6/25	* TCU	*	30:04	4-6	1-3	0-0	0-3	3	2	3	2	0	3	9
1/11/25	* at Kansas State	---	---	---	---	---	---	---	---	---	---	---	---	---
1/15/25	* WEST VIRGINIA	---	---	---	---	---	---	---	---	---	---	---	---	---
1/18/25	* at UCF	---	---	---	---	---	---	---	---	---	---	---	---	---
1/21/25	* UTAH	---	---	---	---	---	---	---	---	---	---	---	---	---
1/25/25	* at Kansas	---	---	---	---	---	---	---	---	---	---	---	---	---
1/29/25	* at West Virginia	---	---	---	---	---	---	---	---	---	---	---	---	---
2/1/25	* TEXAS TECH	---	---	---	---	---	---	---	---	---	---	---	---	---
2/4/25	* OKLAHOMA STATE	---	---	---	---	---	---	---	---	---	---	---	---	---
2/8/25	* at Colorado	---	---	---	---	---	---	---	---	---	---	---	---	---
2/10/25	* BAYLOR	---	---	---	---	---	---	---	---	---	---	---	---	---
2/15/25	* at Arizona	---	---	---	---	---	---	---	---	---	---	---	---	---
2/18/25	* at Arizona State	---	---	---	---	---	---	---	---	---	---	---	---	---
2/22/25	* IOWA STATE	---	---	---	---	---	---	---	---	---	---	---	---	---
2/24/25	* at Texas Tech	---	---	---	---	---	---	---	---	---	---	---	---	---
3/1/25	* CINCINNATI	---	---	---	---	---	---	---	---	---	---	---	---	---
3/13/25	* KANSAS	---	---	---	---	---	---	---	---	---	---	---	---	---
3/8/25	* at Baylor	---	---	---	---	---	---	---	---	---	---	---	---	---
TBA	TBA	---	---	---	---	---	---	---	---	---	---	---	---	---

## CAREER STATISTICS

Year	W-L	GP-GS	MP	FG-FGA	Pct	3P-A	Pct	FT-FTA	Pct	Off-Def	Reb - Avg	PF-DQ	Ast	TO	Blk	Stl	Pts - Avg
2022-23 (OU)	15-17	32-24	909	94-200	.470	29-71	.408	26-34	.765	6-81	87 - 2.7	68-1	96	69	6	24	243 - 7.6
2023-24 (OU)	20-12	32-32	1,015	114-291	.392	34-115	.296	25-37	.676	8-101	109 - 3.4	51-1	139	65	9	38	287 - 9.0
2024-25	11-3	14-14	388	49-116	.422	18-48	.375	9-12	.750	6-39	45 - 3.2	27-3	71	19	2	17	125 - 8.9
UH Totals	11-3	14-14	388	49-116	.422	18-48	.375	9-12	.750	6-39	45 - 3.2	27-3	71	19	2	17	125 - 8.9
OU Totals	35-29	64-56	1,924	208-491	.424	63-186	.339	51-71	.718	14-182	196 - 3.1	119-2	235	134	15	62	530 - 8.3
Totals	46-32	78-70	2,318	257-607	.423	81-234	.346	60-83	.723	20-221	241 - 3.1	146-5	308	153	17	79	655 - 8.4



### UZAN's 2023-24 GAME-BY-GAME at OKLAHOMA (20-12 • 8-10 Big 12)

Opponent	Date	GS	Min	FG-A	3FG-A	FT-A	Off-Def	Tot	PF	A	TO	Blk	Stl	Pts
CENTRAL MICHIGAN	11/6/23	*	30:31	2-6	1-2	1-2	0-2	2	2	4	4	1	0	6
MISSISSIPPI VALLEY STATE	11/10/23	*	26:59	3-10	1-5	0-0	0-3	3	0	3	1	0	1	7
TEXAS STATE	11/14/23	*	24:10	3-6	1-3	1-2	0-4	4	0	5	2	0	1	8
UT RIO GRANDE VALLEY	11/17/23	*	29:03	3-15	0-5	2-2	0-2	2	3	2	4	0	3	8
vs. Iowa	11/23/23	*	32:17	2-7	0-3	0-0	0-5	5	3	9	0	0	0	4
vs. USC	11/24/23	*	30:50	4-11	2-5	0-0	0-4	4	0	4	1	0	1	10
ARKANSAS-PINE BLUFF	11/30/23	*	29:51	3-8	3-7	0-0	0-2	2	2	8	1	2	1	9
PROVIDENCE	12/5/23	*	34:05	8-12	0-0	1-1	2-10	12	1	0	1	1	4	17
vs. Arkansas	12/9/23	*	32:53	4-10	1-4	2-2	0-2	2	2	2	3	0	3	11
GREEN BAY	12/16/23	*	24:23	2-7	0-3	0-0	0-3	3	0	4	3	0	3	4
vs. #11/13 North Carolina	12/20/23	*	32:17	4-8	1-3	1-4	1-4	5	0	2	2	1	0	10
CENTRAL ARKANSAS	12/28/23	*	29:28	1-4	0-1	1-2	0-3	3	1	2	0	0	3	3
MONMOUTH	12/31/23	*	29:28	3-6	2-5	2-2	0-1	1	3	8	1	0	1	10
rv/rv IOWA STATE	1/6/24	*	31:05	5-9	2-5	0-0	0-4	4	1	5	3	0	0	12
* at rv/rv TCU	1/10/24	*	36:10	6-12	1-3	0-0	0-7	7	1	10	1	1	0	13
* at #3/3 Kansas	1/13/24	*	31:52	6-13	2-5	1-1	0-1	1	1	3	1	0	0	15
* WEST VIRGINIA	1/17/24	*	35:43	3-7	1-4	1-2	0-4	4	1	5	2	0	0	8
* at Cincinnati	1/20/24	*	29:10	1-6	0-1	0-0	1-3	4	4	3	2	0	1	2
* rv/rv TEXAS	1/23/24	*	29:45	4-12	1-3	0-0	0-1	1	2	4	1	0	4	9
* #20/21 TEXAS TECH	1/27/24	*	30:14	5-14	2-5	1-2	1-1	2	4	5	0	0	0	13
* at Kansas State	1/30/24	*	35:30	0-4	0-2	2-2	0-4	4	0	8	2	0	2	2
* at UCF	2/3/24	*	30:16	2-8	1-3	0-0	0-2	2	3	2	4	0	0	5
* #21/19 BYU	2/6/24	*	33:36	6-12	2-6	2-2	0-5	5	1	4	1	0	0	16
* OKLAHOMA STATE	2/10/24	*	33:41	3-5	1-2	1-2	0-4	4	0	6	3	0	0	8
* at #12/13 Baylor	2/13/24	*	30:43	4-8	1-4	0-0	0-2	2	3	4	5	0	0	9
* #6/7 KANSAS	2/17/24	*	35:40	3-12	2-4	3-4	0-5	5	1	4	1	0	2	11
* at Oklahoma State	2/24/24	*	40:21	6-15	1-7	1-1	0-2	2	1	2	2	0	1	14
* at #8/6 Iowa State	2/28/24	*	34:39	3-9	2-3	0-0	0-4	4	2	3	5	2	1	8
* #1/1 HOUSTON	3/2/24	*	34:52	3-6	0-1	0-0	1-2	3	1	4	0	1	1	6
* CINCINNATI	3/5/24	*	24:04	1-10	0-2	0-0	1-1	2	5	3	4	0	1	2
* at Texas	3/9/24	*	32:42	5-10	1-5	1-1	1-2	3	1	7	1	0	1	12
vs. TCU	3/13/24	*	37:43	6-9	2-4	1-3	0-2	2	2	4	4	0	3	15

### UZAN's 2022-23 GAME-BY-GAME at OKLAHOMA (15-17 • 5-13 Big 12)

Opponent	Date	GS	Min	FG-A	3FG-A	FT-A	Off-Def	Tot	PF	A	TO	Blk	Stl	Pts
SAM HOUSTON	11/7/22		19:51	1-1	0-0	2-2	0-0	0	3	1	4	1	1	4
ARKANSAS-PINE BLUFF	11/11/22		28:29	4-5	1-1	2-2	0-2	2	2	2	3	0	3	11
UNCW	11/15/22		17:51	1-1	0-0	0-0	0-1	1	3	5	0	0	0	2
SOUTH ALABAMA	11/18/22		15:00	1-1	1-1	0-0	0-0	0	1	0	0	0	0	3
vs. Nebraska	11/24/22		14:23	1-3	0-0	0-0	0-0	0	1	0	0	2	0	2
vs. Seton Hall	11/25/22		21:40	1-4	0-1	2-2	1-0	1	1	5	0	0	2	4
vs. Mississippi	11/27/22		18:20	1-2	0-0	0-0	0-3	3	0	1	1	1	1	2
at Villanova	12/3/22		15:57	0-1	0-1	0-0	0-1	1	1	2	0	0	0	0
KANSAS CITY	12/6/22	*	28:31	5-6	1-2	0-0	0-1	1	0	5	3	0	2	11
vs. #9/8 Arkansas	12/10/22	*	34:11	7-11	1-2	0-1	0-2	2	4	5	1	0	0	15
CENTRAL ARKANSAS	12/17/22	*	25:27	0-4	0-1	0-0	0-4	4	1	9	2	0	0	0
vs. Florida	12/20/22	*	33:18	3-7	0-1	0-0	0-9	9	1	5	3	0	1	6
* #6/6 TEXAS	12/31/22	*	32:14	2-4	1-2	0-0	0-2	2	2	5	3	0	0	5
* #25/25 IOWA STATE	1/4/23	*	31:48	2-6	0-2	0-0	2-2	4	0	4	4	0	2	4
* at --/rv Texas Tech	1/7/23	*	36:32	7-10	2-2	2-2	0-3	3	3	3	4	0	1	18
* at #2/2 Kansas	1/10/23	*	35:05	4-8	1-3	2-2	0-5	5	5	1	1	0	0	11
* WEST VIRGINIA	1/14/23	*	38:02	5-7	1-3	0-2	0-9	9	4	5	4	1	1	11
* at Oklahoma State	1/18/23	*	32:15	4-7	0-0	0-0	0-4	4	2	1	4	0	1	8
* #21/22 BAYLOR	1/21/23	*	27:59	2-5	1-3	0-0	1-1	2	2	4	2	0	1	5
* at #11/11 TCU	1/24/23	*	25:47	1-10	0-3	0-0	0-1	1	2	3	4	0	0	2
* #2/2 ALABAMA	1/28/23	*	34:52	1-1	1-1	2-2	0-2	2	1	3	1	0	0	5
* OKLAHOMA STATE	2/1/23	*	27:36	4-10	1-5	2-2	0-4	4	3	1	1	0	0	11
* at rv -- West Virginia	2/4/23	*	23:36	1-8	0-3	0-0	0-3	3	3	2	3	0	0	2
* at #14/12 Baylor	2/8/23	*	29:33	4-11	3-6	0-1	0-3	3	2	0	3	0	1	11
* #9/8 KANSAS	2/11/23	*	30:43	3-8	0-2	0-0	1-1	2	4	0	5	0	3	6
* #12/14 KANSAS STATE	2/14/23	*	26:57	5-8	3-5	0-0	0-1	1	4	2	1	0	0	13
* at #6/5 Texas	2/18/23	*	39:54	6-11	1-3	2-3	0-2	2	3	4	3	0	2	15
* TEXAS TECH	2/21/23	*	36:06	3-7	2-4	2-2	0-2	2	2	1	2	0	2	10
* at #23/21 Iowa State	2/25/23	*	34:30	2-6	2-3	1-2	0-1	1	1	7	3	0	0	7
* at #11/11 Kansas State	3/1/23	*	33:41	7-16	3-5	3-3	0-3	3	4	5	0	0	0	20
* #22/22 TCU	3/4/23	*	33:04	4-6	1-3	3-4	0-6	6	0	2	2	0	0	12
vs. Oklahoma State	3/8/23	*	32:57	2-5	2-3	1-2	1-3	4	3	3	2	1	0	7



## #3 RAMON WALKER Jr.

Guard

6-5 • 215 • Senior-3L

Pearland, Texas (Shadow Creek HS)

Health

@ramonwalkerjr X ramonwalker04

### CAREER HIGHS

#### Points

13, at Temple (1/2/22)

#### Field Goals Made

4, done five times; Most recently vs. Jackson State (11/4/24)

#### Field Goal Attempts

10, at Temple (1/2/22)

#### 3-Point Field Goals Made

3, done three times; Most recently vs. Tulane (3/12/22)

#### 3-Point Field Goal Attempts

6, vs. Tulane (2/2/22)  
6, at Temple (1/2/22)

#### Free Throws Made

4, vs. UCF (1/20/24)

#### Free Throw Attempts

6, vs. Jackson State (12/9/23)

#### Rebounds

7, vs. Texas A&M-Corpus Christi (11/11/23)  
7, vs. ULM (11/6/23)  
7, vs. rv/rv SMU (2/27/22)

#### Offensive Rebounds

4, vs. ULM (11/6/23)

#### Defensive Rebounds

6, at Tulsa (1/15/22)

#### Assists

2, done six times; Most recently vs. UCF (1/20/24)

#### Steals

2, vs. Louisiana (11/13/24)  
2, vs. Penn (12/30/23)  
2, vs. Oklahoma State (12/18/21)

#### Blocked Shots

1, vs. Cincinnati (3/1/22)  
1, at Wichita State (2/20/22)

#### Minutes Played

37:01, at Temple (1/2/22)

### SENIOR (2024-25)

Posted seven points with two assists and two steals in charity exhibition win vs. #13/15 Texas A&M (10/27)... Made regular-season debut in win over Jackson State inside Fertitta Center... Finished with 10 points on 4-of-6 shooting and grabbed four rebounds against the Tigers (11/4)... Snared five rebounds and added a pair of steals in home win over Louisiana (11/13)... Underwent right hand surgery in late December following a collision in practice.

### 2024-25 GAME-by-GAME STATISTICS (6-2 • 0-0 Big 12)

Date	Opponent	GS	Min	FG-A	3FG-FGA	FT-FTA	OR-DR	Tot	PF	A	TO	Blk	Stl	Pts
11/4/24	JACKSON STATE		18:34	4-6	1-2	1-1	0-4	4	0	0	0	0	0	10
11/9/24	vs. #11/11 Auburn		1:57	0-0	0-0	0-0	0-0	0	1	0	0	0	0	0
11/13/24	LOUISIANA		16:26	1-2	0-1	0-0	2-3	5	0	0	0	0	2	2
11/22/24	rv/- HOFSTRA		14:35	1-2	1-1	0-0	0-3	3	1	0	1	1	0	3
11/26/24	vs. #9/9 Alabama		7:08	0-0	0-0	0-0	2-1	3	1	0	0	0	0	0
11/27/24	vs. Notre Dame		4:35	0-0	0-0	0-0	0-0	0	0	0	0	0	0	0
11/30/24	vs. San Diego State		DNP – Coach's Decision											
12/7/24	BUTLER		18:12	0-0	0-0	0-0	2-1	3	2	0	0	0	0	2
12/10/24	TROY		10:56	0-2	0-0	1-2	0-1	1	0	0	0	1	0	1
12/18/24	TOLEDO		DNP – Injury											
12/21/24	TEXAS A&M-CORPUS CHRISTI		DNP – Injury											
12/30/24	* at Oklahoma State		DNP – Injury											
1/4/25	* BYU		DNP – Injury											
1/6/25	* TCU		DNP – Injury											
1/11/25	* at Kansas State		---	---	---	---	---	---	---	---	---	---	---	---
1/15/25	* WEST VIRGINIA		---	---	---	---	---	---	---	---	---	---	---	---
1/18/25	* at UCF		---	---	---	---	---	---	---	---	---	---	---	---
1/21/25	* UTAH		---	---	---	---	---	---	---	---	---	---	---	---
1/25/25	* at Kansas		---	---	---	---	---	---	---	---	---	---	---	---
1/29/25	* at West Virginia		---	---	---	---	---	---	---	---	---	---	---	---
2/1/25	* TEXAS TECH		---	---	---	---	---	---	---	---	---	---	---	---
2/4/25	* OKLAHOMA STATE		---	---	---	---	---	---	---	---	---	---	---	---
2/8/25	* at Colorado		---	---	---	---	---	---	---	---	---	---	---	---
2/10/25	* BAYLOR		---	---	---	---	---	---	---	---	---	---	---	---
2/15/25	* at Arizona		---	---	---	---	---	---	---	---	---	---	---	---
2/18/25	* at Arizona State		---	---	---	---	---	---	---	---	---	---	---	---
2/22/25	* IOWA STATE		---	---	---	---	---	---	---	---	---	---	---	---
2/24/25	* at Texas Tech		---	---	---	---	---	---	---	---	---	---	---	---
3/1/25	* CINCINNATI		---	---	---	---	---	---	---	---	---	---	---	---
3/13/25	* KANSAS		---	---	---	---	---	---	---	---	---	---	---	---
3/8/25	* at Baylor		---	---	---	---	---	---	---	---	---	---	---	---
TBA	TBA		---	---	---	---	---	---	---	---	---	---	---	---

### CAREER STATISTICS

Year	W-L	GP-GS	MP	FG-FGA	Pct	3P-A	Pct	FT-FTA	Pct	Off-Def	Reb – Avg	PF-DQ	Ast	TO	Blk	Stl	Pts – Avg
2021-22	24-4	28-2	517	28-82	.341	17-62	.274	16-19	.842	22-53	75 – 2.7	46-0	14	15	3	10	89 – 3.2
2022-23	9-1	10-0	151	10-28	.357	4-15	.267	5-7	.714	7-18	25 – 2.5	16-1	4	6	0	2	29 – 2.9
2023-24	23-4	27-0	297	14-41	.341	7-23	.304	18-28	.643	29-49	78 – 2.9	30-0	9	8	0	9	53 – 2.0
2024-25	6-2	8-0	92	6-12	.500	2-4	.500	2-3	.667	6-13	19 – 2.4	5-0	0	1	2	2	16 – 2.0
Totals	62-11	73-2	1,057	58-163	.356	30-104	.288	41-57	.719	64-133	197 – 2.7	97-1	27	30	5	23	187 – 2.6

### WALKER Jr.'s 2023-24 GAME-BY-GAME (23-4 • 10-3 American)

Opponent	GS	Min	FG-A	3FG-A	FT-A	O-D-T	PF	A	TO	Blk	Stl	Pts
ULM		16:36	1-3	1-2	2-2	4-3-7	2	2	0	0	0	5
TEXAS A&M CORPUS CHRISTI		13:37	3-6	2-3	0-2	2-5-7	2	0	0	0	1	8
STETSON		13:48	1-1	0-0	0-0	1-2-3	3	1	1	0	0	2
vs. Towson		6:18	0-2	0-0	0-0	2-2-4	2	0	1	0	0	0
vs. Utah	DNP – Coach's Decision											
vs. Dayton		1:38	0-0	0-0	2-2	0-0-0	0	0	0	0	0	2
MONTANA		17:58	0-2	0-1	1-2	2-2-4	1	1	0	0	0	1
at Xavier		1:34	0-0	0-0	0-0	0-0-0	2	0	0	0	0	0
RICE		10:08	1-2	0-0	0-1	1-2-3	0	0	0	0	0	2
JACKSON STATE		8:51	0-0	0-0	3-6	1-1-2	1	0	1	0	1	3
vs. rv/rv Texas A&M	DNP – Coach's Decision											
TEXAS STATE		20:33	2-6	0-3	0-0	2-4-6	4	1	1	0	1	4
PENN		24:19	0-2	0-2	0-0	3-3-6	3	1	0	0	2	0
* WEST VIRGINIA		14:27	2-2	1-1	0-0	1-4-5	1	0	0	0	1	5
* at rv/rv Iowa State		5:28	0-0	0-0	0-0	0-1-1	0	0	1	0	0	0
* at rv/rv TCU		5:12	0-1	0-1	0-0	0-1-1	2	0	0	0	0	0
* #25/25 TEXAS TECH		10:06	1-4	1-3	0-0	3-1-4	0	0	0	0	0	3
* UCF		18:38	1-1	1-1	4-5	1-2-3	1	2	1	0	0	7
* at #21/19 BYU		6:36	0-0	0-0	0-0	0-1-1	0	0	0	0	0	0
* rv/rv KANSAS STATE		11:58	0-1	0-0	1-2	0-1-1	1	0	0	0	0	1
* at rv/rv Texas		4:12	0-0	0-0	0-0	0-1-1	1	0	0	0	0	0
* at #8/9 Kansas		3:38	0-1	0-1	0-0	0-0-0	0	0	0	0	0	0
* OKLAHOMA STATE		22:05	0-0	0-0	0-0	2-4-6	0	1	0	0	0	0
* at Cincinnati		3:57	0-0	0-0	0-0	0-1-1	0	0	0	0	0	0
* rv/- TEXAS		11:41	0-1	0-1	2-2	1-3-4	0	0	0	0	0	2
* #6/6 IOWA STATE		9:24	0-1	0-1	2-2	0-1-1	0	0	0	1	0	2
* at #11/11 Baylor	DNP – Injury											
* CINCINNATI	DNP – Injury											
* at rv/rv Oklahoma	DNP – Injury											
* at UCF	DNP – Injury											
* #14/15 KANSAS	DNP – Injury											
vs. (8) TCU	DNP – Injury											
vs. #25/23 (4) Texas Tech	DNP – Injury											
vs. #7/8 (2) Iowa State	DNP – Injury											
vs. (16) Longwood		14:04	0-1	0-0	1-2	2-0-2	3	0	0	0	2	2
vs. (9) Texas A&M		7:06	1-1	0-0	0-0	1-1-2	1	0	0	0	0	2
vs. #13/14 (4) Duke		13:16	1-3	1-3	0-0	0-3-3	0	0	1	0	0	3

### WALKER Jr.'s 2022-23 GAME-BY-GAME (9-1 • 1-0 American)

Opponent	GS	Min	FG-A	3FG-A	FT-A	O-D-T	PF	A	TO	Blk	Stl	Pts
NORTHERN COLORADO		13:38	1-2	1-2	0-0	0-1-1	3	2	0	0	0	3
vs. Saint Joseph's		18:09	3-6	2-4	1-2	2-2-4	5	0	0	0	1	9
ORAL ROBERTS		20:20	0-1	0-1	0-0	2-4-6	1	0	2	0	0	0
TEXAS SOUTHERN		17:47	3-6	1-3	0-0	1-3-4	2	1	0	0	1	7
at rv/rv Oregon		7:18	0-0	0-0	2-3	0-0-0	0	0	0	0	0	2
KENT STATE	DNP – Illness											
NORFOLK STATE	DNP – Illness											
vs. -/rv Saint Mary's (Calif.)	DNP – Coach's Decision											
NORTH FLORIDA		21:05	0-4	0-3	2-2	0-3-3	2	0	2	0	0	2
#8/10 ALABAMA		16:33	0-2	0-1	0-0	1-3-4	3	0	0	0	0	3
NORTH CAROLINA A&T		10:18	3-5	0-0	0-0	0-1-1	0	0	2	0	0	6
at #2/2 Virginia	DNP – Coach's Decision											
McNEESE		15:36	0-1	0-0	0-0	1-0-1	0	1	0	0	0	0
* at Tulsa		9:52	0-1	0-1	0-0	0-1-1	0	0	0	0	0	0

Sat out for the remainder of the season

### WALKER Jr.'s 2021-22 GAME-BY-GAME (24-4 • 15-3 American)

Opponent	GS	Min	FG-A	3FG-A	FT-A	O-D-T	PF	A	TO	Blk	Stl	Pts
HOFSTRA	DNP – Coach's Decision											
RICE	DNP – Injury											
rv/#25 VIRGINIA	DNP – Injury											
vs. Butler	DNP – Injury											
vs. Wisconsin	DNP – Injury											
vs. rv/#23 Oregon	DNP – Injury											
NORTHWESTERN STATE	DNP – Injury											
BRYANT	DNP – Injury											
ALCORN STATE	DNP – Injury											
at #9/9 Alabama	DNP – Injury											
LOUISIANA		7:09	0-3	0-2	0-0	0-0-0	1	0	0	0	0	0
vs. Oklahoma State		17:25	0-0	0-0	3-4	0-1-1	1	0	1	0	2	3
TEXAS STATE		22:39	2-4	1-3	0-0	1-4-5	1	1	0	0	0	5
* CINCINNATI	Postponed											
* at Temple		37:01	4-10	3-6	2-2	1-2-3	0	0	1	0	1	13
* at South Florida		19:11	0-4	0-4	0-0	0-1-1	1	1	1	0	0	0
* WICHITA STATE		12:20	1-4	1-4	2-2	0-1-1	1	1	0	0	1	5
* at Tulsa		30:45	1-5	0-4	0-0	0-6-6	4	1	1	0	0	2
* SOUTH FLORIDA		22:27	1-7	0-5	0-0	2-3-5	3	2	0	0	0	2
* EAST CAROLINA		17:01	1-2	1-2	0-0	1-5-6	4	0	0	0	0	3
* at UCF		9:28	1-1	0-0	0-0	0-0-0	3	0	0	0	1	2
* TULANE		25:21	4-9	1-6	2-2	3-1-4	2	0	1	0	0	11
* at Cincinnati		20:33	0-2	0-2	0-0	0-1-1	1	1	0	0	0	0
* at -/rv SMU		13:08	0-0	0-0	0-0	0-1-1	1	0	1	0	0	0
* MEMPHIS		11:04	0-1	0-1	0-0	1-0-1	0	0	0	0	0	0
* UCF		13:15	2-2	2-2	2-3	0-1-1	2	0	1	0	1	8
* at Wichita State		31:09	4-6	3-5	0-0	2-0-2	2	0	1	1	0	11
* at Tulane		20:02	1-4	1-4	0-0	1-4-5	1	2	0	0	0	3
* rv/rv SMU		22:10	0-1	0-1	0-1	2-5-7	3	0	0	0	0	0
* CINCINNATI		19:07	0-3	0-2	0-0	0-1-1	3	0	2	1	0	0
* TEMPLE		13:12	0-0	0-0	0-0	3-1-4	0	0	1	0	0	0
* at Memphis		12:52	0-1	0-1	0-0	1-2-3	2	1	2	0	1	0
vs. Cincinnati		13:06	0-0	0-0	3-3	0-1-1	2	1	0	0	0	3
vs. Tulane		23:19	4-7	3-4	0-0	1-5-6	1	1	1	0	1	11
vs. Memphis		19:40	0-2	0-2	0-0	1-0-1	0	0	1	0	0	0
vs. UAB		16:28	0-1	0-1	2-2	2-4-6	3	2	0	0	1	2
vs. #19/16 Illinois		11:55	0-0	0-0	0-0	0-0-0	1	0	0	0	0	0
vs. #2/2 Arizona		26:30	2-3	1-2	0-0	0-3-3	2	0	0	1	1	5
vs. #6/5 Villanova		8:45	0-0	0-0	0-0	0-0-0	1	0	0	0	0	0





## #8 MYLIK WILSON

Guard

6-2 • 175 • r-Graduate-1L (RS '22-23)

Rayville, La.-Rayville HS (Texas Tech/Louisiana)

'24 UH graduate in Psychology

Post-baccalaureate work in Health in '24-25

Instagram: m.w.13    X: mylikw13

### CAREER HIGHS

#### Points

15, vs. Jackson State (11/4/24)  
30, at Appalachian State (1/6/20)

#### Field Goals Made

7, vs. Jackson State (11/4/24)  
10, at Appalachian State (1/6/20)

#### Field Goal Attempts

10, vs. Oklahoma State (2/6/24)  
10, vs. UCF (1/20/24)  
19, at Appalachian State (1/6/20)

#### 3-Point Field Goals Made

2, vs. BYU (1/4/25)  
2, vs. Hofstra (11/22/24)  
5, at UT Arlington (1/16/21)  
5, vs. South Alabama (1/2/20)

#### 3-Point Field Goal Attempts

3, done four times; Most recently  
vs. #25/23 (4) Texas Tech (3/15/24)  
9, vs. South Alabama (1/2/20)

#### Free Throws Made

4, vs. (8) TCU (3/14/24)  
4, vs. Penn (12/30/23)  
7, at ULM (2/13/21)  
7, at Arkansas State (12/18/19)

#### Free Throw Attempts

5, vs. (8) TCU (3/14/24)  
10, at Arkansas State (12/18/19)

#### Rebounds

11, vs. Texas A&M-Corpus Christi (12/21/24)  
16, at UT Arlington (1/16/21)

#### Offensive Rebounds

4, vs. Texas A&M-Corpus Christi (12/21/24)  
6, vs. LSU-Alexandria (12/8/20)

#### Defensive Rebounds

10, vs. #7/8 (2) Iowa State (3/16/24)  
13, at UT Arlington (1/16/21)

#### Assists

5, vs. Jackson State (12/9/23)  
8, vs. Coastal Carolina (3/3/20)

#### Steals

5, vs. Jackson State (12/9/23)  
5, vs. New Orleans (12/15/20)  
5, vs. Coastal Carolina (3/3/20)

#### Blocked Shots

3, vs. (8) TCU (3/14/24)  
3, vs. Kansas State (2/28/22)  
3, vs. ULM (2/11/21)

#### Minutes Played

31:34, vs. #25/23 (4) Texas Tech (3/15/24)  
40, vs. South Alabama (3/6/21)  
40, at Appalachian State (1/6/20)

Accomplished prior to Houston  
2019-21 – Louisiana | 2021-22 Texas Tech

### GRADUATE (2024-25)

Led all players with four assists and added five points, three rebounds and a pair of steals in charity exhibition win vs. #13/15 Texas A&M (10/27)... Posted 15 points on 7-of-9 shooting and grabbed three rebounds with three assists and a pair of steals in season-opening win vs. Jackson State inside Fertitta Center (11/4)... Finished with 10 points on 4-of-7 shooting and added five rebounds with four assist, two steals and a blocked shot in home win over Toledo (12/18)... Posted eight points with a team-high 11 rebounds and dished out two assists with a pair of steals in home win over Texas A&M-Corpus Christi (12/21)... Scored 12 points with four rebounds in home win over BYU (1/4)... Finished with nine point and added five rebounds with two assists in home win over TCU (1/6).

### 2024-25 GAME-by-GAME STATISTICS (11-3 • 3-0 Big 12)

Date	Opponent	GS	Min	FG-A	3FG-FGA	FT-FTA	OR-DR	Tot	PF	A	TO	Blk	Stl	Pts
11/4/24	JACKSON STATE		20:50	7-9	1-1	0-0	1-2	3	1	3	0	0	2	15
11/9/24	vs. #11/11 Auburn		13:53	1-4	0-0	0-0	2-2	4	0	0	1	0	0	2
11/13/24	LOUISIANA		17:31	3-7	1-1	0-0	1-3	4	1	1	1	0	1	7
11/22/24	rv/- HOFSTRA		11:04	2-3	2-2	0-0	0-1	1	1	2	0	0	0	6
11/26/24	vs. #9/9 Alabama		23:35	3-9	1-2	0-0	1-4	5	2	1	1	0	1	7
11/27/24	vs. Notre Dame		5:54	0-2	0-1	0-0	1-0	1	2	0	0	0	1	0
11/30/24	vs. San Diego State		6:12	1-2	0-0	0-0	0-0	0	1	0	0	0	0	2
12/7/24	BUTLER		1:43	0-0	0-0	0-0	0-1	1	0	0	1	0	1	0
12/10/24	TROY		14:29	0-2	0-0	1-2	0-1	1	1	1	2	0	1	1
12/18/24	TOLEDO		26:47	4-7	0-1	2-2	2-3	5	1	4	3	1	2	10
12/21/24	TEXAS A&M-CORPUS CHRISTI		25:46	3-7	0-2	2-2	4-7	11	2	2	0	0	2	8
12/30/24	* at Oklahoma State		15:48	0-1	0-1	2-2	0-2	2	0	1	0	0	0	2
1/4/25	* BYU		10:42	0-2	0-1	2-2	1-1	2	2	1	1	1	0	2
1/6/25	* TCU		17:33	4-6	1-2	0-0	1-4	5	1	2	1	0	0	9
1/11/25	* at Kansas State		---	---	---	---	---	---	---	---	---	---	---	---
1/15/25	* WEST VIRGINIA		---	---	---	---	---	---	---	---	---	---	---	---
1/18/25	* at UCF		---	---	---	---	---	---	---	---	---	---	---	---
1/21/25	* UTAH		---	---	---	---	---	---	---	---	---	---	---	---
1/25/25	* at Kansas		---	---	---	---	---	---	---	---	---	---	---	---
1/29/25	* at West Virginia		---	---	---	---	---	---	---	---	---	---	---	---
2/1/25	* TEXAS TECH		---	---	---	---	---	---	---	---	---	---	---	---
2/4/25	* OKLAHOMA STATE		---	---	---	---	---	---	---	---	---	---	---	---
2/8/25	* at Colorado		---	---	---	---	---	---	---	---	---	---	---	---
2/10/25	* BAYLOR		---	---	---	---	---	---	---	---	---	---	---	---
2/15/25	* at Arizona		---	---	---	---	---	---	---	---	---	---	---	---
2/18/25	* at Arizona State		---	---	---	---	---	---	---	---	---	---	---	---
2/22/25	* IOWA STATE		---	---	---	---	---	---	---	---	---	---	---	---
2/24/25	* at Texas Tech		---	---	---	---	---	---	---	---	---	---	---	---
3/1/25	* CINCINNATI		---	---	---	---	---	---	---	---	---	---	---	---
3/13/25	* KANSAS		---	---	---	---	---	---	---	---	---	---	---	---
3/8/25	* at Baylor		---	---	---	---	---	---	---	---	---	---	---	---
TBA	TBA		---	---	---	---	---	---	---	---	---	---	---	---

### CAREER STATISTICS

Year	W-L	GP-GS	MP	FG-FGA	Pct	3P-A	Pct	FT-FTA	Pct	Off-Def	Reb - Avg	PF-DQ	Ast	TO	Blk	Stl	Pts - Avg
2019-20 (at UL)	14-15	29-24	991	128-270	.474	7-21	.333	48-68	.706	34-132	166 - 5.7	79-0	85	82	18	68	333 - 11.5
2020-21 (at UL)	17-9	26-26	877	132-301	.439	13-53	.245	59-81	.728	32-111	143 - 5.5	66-1	83	56	25	52	336 - 12.9
2021-22 (at TTU)	24-8	32-5	487	31-71	.437	2-12	.167	17-27	.630	9-45	54 - 1.7	26-0	53	27	17	38	81 - 2.5
2022-23	0-0																
2023-24	31-5	36-0	574	65-147	.442	7-29	.241	22-37	.595	35-92	127 - 3.5	46-0	29	25	14	33	159 - 4.4
2024-25	11-3	14-0	218	33-64	.516	8-15	.533	7-8	.875	14-32	46 - 3.3	13-0	19	10	2	10	81 - 5.8
UH Totals	42-8	50-0	792	98-211	.464	15-44	.341	29-45	.644	49-124	173 - 3.5	59-0	48	35	16	43	240 - 4.8
UL Totals	31-24	55-50	1,868	260-571	.455	20-74	.270	107-149	.718	66-243	309 - 5.6	145-1	168	138	43	120	669 - 12.2
TTU Totals	24-8	32-5	487	31-71	.437	2-12	.167	17-27	.630	9-45	54 - 1.7	26-0	53	27	17	38	81 - 2.5
Totals	97-40	137-55	3,144	389-853	.456	59-190	.311	153-221	.692	124-412	536 - 3.9	230-1	269	200	76	201	990 - 7.2

2 NCAA National Championship Game Appearances • 6 NCAA Final Four Appearances • 25 NCAA Tournaments • 20 Conference Championships • 2 NBA Draft No. 1 Overall Picks • 12 NBA Draft First-Round Selections

## WILSON's 2023-24 GAME-BY-GAME (32-5 • 15-3 Big 12)

Opponent	GS	Min	FG-A	3FG-A	FT-A	O-D-T	PF	A	TO	Blk	Stl	Pts
ULM	16:52	0-5	0-3	2-2	2-4	2	4	1	2	2	2	2
TEXAS A&M-CORPUS CHRISTI	16:52	2-6	0-1	0-2	2-4	1	2	1	0	4	4	4
STETSON	13:20	5-6	1-1	0-0	2-1-3	1	1	1	0	1	11	11
vs. Towson	21:01	1-6	0-0	0-0	0-1-1	1	0	0	1	1	2	2
vs. Utah	3:41	0-1	0-1	0-0	0-1-1	1	0	0	0	0	0	0
vs. Dayton	8:26	0-2	0-0	0-0	0-0-0	0	0	0	0	0	0	0
MONTANA	3:31	0-1	0-0	0-0	0-0-0	2	0	0	0	0	0	0
at Xavier	1:44	0-0	0-0	0-0	0-0-0	1	0	0	0	0	0	0
RICE	15:43	1-3	0-0	0-0	1-4-5	2	1	1	1	1	2	2
JACKSON STATE	17:59	5-9	0-1	0-0	1-4-5	2	5	1	1	5	10	10
vs. rv/rv Texas A&M	DNP	—	Coach's Decision									
TEXAS STATE	16:58	4-6	0-0	0-0	2-5-7	1	1	0	0	0	8	8
PENN	22:45	2-6	0-0	4-4	1-0-1	0	1	0	1	1	8	8
* WEST VIRGINIA	12:35	2-5	1-1	1-2	0-1-1	1	1	0	0	0	6	6
* at rv/rv Iowa State	4:28	0-0	0-0	0-0	0-1-1	0	0	1	0	0	0	0
* at rv/rv TCU	6:14	0-3	0-1	0-0	0-2-2	2	0	0	0	0	0	0
* #25/25 TEXAS TECH	2:57	1-2	0-0	0-0	0-0-0	2	0	1	0	0	0	0
* UCF	22:31	4-10	0-0	0-0	0-7-7	4	1	2	0	1	8	8
* at #21/19 BYU	10:11	1-4	1-3	0-0	1-2-3	1	0	1	0	0	3	3
* rv/rv KANSAS STATE	12:57	1-2	0-0	2-2	1-1-2	1	0	1	1	0	4	4
* at rv/rv Texas	4:23	1-1	0-0	0-0	0-1-1	1	0	1	0	0	2	2
* at #8/9 Kansas	11:58	1-5	0-3	0-0	0-0-0	0	0	0	0	2	2	2
* OKLAHOMA STATE	20:34	5-10	0-1	2-3	1-3-4	0	0	0	0	2	12	12
* at Cincinnati	21:09	2-5	0-0	0-0	3-4-7	2	2	0	0	3	4	4
* rv/- TEXAS	15:14	1-6	0-2	1-2	3-4-7	1	1	1	0	0	3	3
* #6/6 IOWA STATE	19:31	3-4	1-2	0-2	1-5-6	0	1	1	2	1	7	7
* at #11/11 Baylor	19:11	1-4	0-1	1-2	0-3-3	3	0	1	0	0	3	3
* CINCINNATI	18:29	1-3	0-0	0-2	0-1-1	0	0	1	0	2	2	2
* at rv/rv Oklahoma	24:22	4-4	0-0	2-2	3-2-5	0	1	0	1	1	10	10
* at UCF	18:09	0-1	0-0	0-1	2-0-2	3	0	1	0	0	0	0
* #14/15 KANSAS	19:58	3-4	0-1	0-0	2-4-6	1	1	0	0	1	6	6
* vs. (8) TCU	21:57	2-4	0-0	4-5	2-3-5	2	1	2	3	1	8	8
vs. #25/23 (4) Texas Tech	31:34	4-7	1-3	0-0	2-4-6	2	0	1	0	2	9	9
vs. #7/8 (2) Iowa State	30:53	1-3	0-1	1-2	0-10-10	2	2	2	0	0	3	3
vs. (16) Longwood	22:26	3-4	1-1	0-0	2-4-6	1	0	1	0	2	7	7
vs. (9) Texas A&M	24:14	3-4	1-2	2-4	1-5-6	1	1	1	1	0	9	9
vs. #13/14 (4) Duke	19:21	1-1	0-0	0-0	0-3-3	2	2	1	0	0	2	2

## WILSON's 2021-22 GAME-BY-GAME (24-8 • 12-5 Big 12 at Texas Tech)

Opponent	GS	Min	FG-A	3FG-A	FT-A	O-D-T	PF	A	TO	Blk	Stl	Pts
NORTH FLORIDA	* 28	2-3	0-0	1-2	0-2-2	1	7	7	1	2	5	5
GRAMBLING STATE	* 23	1-4	0-1	2-2	1-3-4	1	3	0	1	1	4	4
PRAIRIE VIEW A&M	* 27	3-7	0-0	1-4	1-1-2	2	5	0	0	3	7	7
vs. UIW	11	0-3	0-1	0-0	0-1-1	0	2	1	0	2	0	0
OMAHA	* 20	4-4	0-0	0-0	0-0-0	0	4	0	0	3	8	8
LAMAR	* 27	2-4	1-2	0-0	0-3-3	1	4	2	3	2	5	5
at Providence	25	1-4	0-2	2-2	1-2-3	2	1	1	0	2	4	4
vs. Tennessee	5	0-0	0-0	0-0	0-0-0	1	0	2	1	0	0	0
ARKANSAS STATE	DNP											
vs. #5 Gonzaga	DNP											
EASTERN WASHINGTON	DNP											
ALABAMA STATE	DNP											
* at #11 Iowa State	DNP											
* KANSAS	24	2-3	1-1	0-0	1-3-4	2	5	2	0	1	5	5
* at Baylor	4	0-0	0-0	0-0	0-2-2	0	0	1	0	0	0	0
* OKLAHOMA STATE	14	2-2	0-0	0-0	0-0-0	0	1	1	1	1	4	4
* at Kansas State	1	0-0	0-0	0-0	0-0-0	0	0	0	0	0	0	0
* IOWA STATE	6	1-1	0-0	0-0	0-0-0	1	0	1	0	0	2	2
* WEST VIRGINIA	10	0-0	0-0	1-2	0-1-1	0	0	1	0	1	1	1
* at Kansas	22	1-4	0-0	3-4	2-2-4	1	1	0	2	1	5	5
* MISSISSIPPI STATE	22	3-4	0-0	6-6	0-2-2	1	1	0	0	1	12	12
* TEXAS	24	2-6	0-2	1-2	0-3-3	1	2	2	0	4	5	5
* at West Virginia	21	1-2	0-0	0-0	0-3-3	1	3	3	1	1	2	2
* at Oklahoma	24	1-3	0-1	0-0	1-3-4	1	1	1	0	2	2	2
* TCU	17	1-2	0-0	0-2	0-1-1	3	2	0	0	1	2	2
* BAYLOR	11	1-1	0-0	0-0	0-1-1	2	1	0	1	1	2	2
* at Texas	20	0-3	0-1	0-1	0-5-5	1	1	1	0	1	0	0
* OKLAHOMA	16	1-1	0-0	0-0	0-3-3	1	0	1	0	2	2	2
* at TCU	9	0-0	0-0	0-0	1-0-1	2	1	2	0	1	0	0
* KANSAS STATE	18	1-4	0-1	0-0	0-2-2	1	2	1	3	1	2	2
* at Oklahoma State	8	0-1	0-0	0-0	0-1-1	0	0	0	0	0	0	0
vs. Iowa State	14	0-0	0-0	0-0	0-1-1	0	1	1	2	1	0	0
vs. Oklahoma	3	0-0	0-0	0-0	0-0-0	0	0	1	1	1	0	0
vs. Kansas	7	0-1	0-0	0-0	1-0-1	0	3	0	0	0	0	0
vs. Montana State	16	1-3	0-0	0-0	0-0-0	0	2	1	0	1	2	2
vs. Notre Dame	10	0-1	0-0	0-0	0-0-0	0	0	0	0	1	0	0
vs. Duke	0+	0-0	0-0	0-0	0-0-0	0	0	0	0	0	0	0

## WILSON's 2022-23 GAME-BY-GAME (0-0 • 0-0 American)

Opponent	GS	Min	FG-A	3FG-A	FT-A	O-D-T	PF	A	TO	Blk	Stl	Pts
Sat out as a redshirt												

## WILSON's 2020-21 GAME-BY-GAME (17-9 • 10-7 SBC at Louisiana)

Opponent	GS	Min	FG-A	3FG-A	FT-A	O-D-T	PF	A	TO	Blk	Stl	Pts
vs. Baylor	* 34	4-12	0-3	0-0	0-3-3	2	2	2	1	2	8	8
at New Orleans	* 36	7-17	1-4	6-7	0-6-6	2	2	2	0	5	21	21
LSU-SHREVEPORT	* 37	6-17	0-3	2-3	2-8-10	3	7	4	2	0	14	14
LSU-ALEXANDRIA	* 29	7-16	1-4	0-0	6-1-7	1	6	2	1	1	15	15
LOUISIANA TECH	* 28	5-10	0-2	1-3	0-3-3	2	2	1	1	3	11	11
NEW ORLEANS	* 31	6-11	0-0	3-4	1-2-3	3	3	5	2	5	15	15
MCNEESE	* 34	5-10	0-1	2-2	1-1-2	2	2	2	2	0	12	12
* TEXAS STATE	* 39	9-14	0-2	3-3	5-6-11	4	2	3	3	4	21	21
* TEXAS STATE	* 37	4-10	1-3	5-5	0-2-2	4	3	2	0	2	14	14
* LITTLE ROCK	* 32	5-9	0-1	0-0	0-1-1	2	2	1	1	3	10	10
* LITTLE ROCK	* 34	3-13	0-1	4-4	1-3-4	4	3	2	0	1	10	10
* at UT Arlington	* 30	5-16	1-3	0-0	0-7-7	1	0	0	1	1	11	11
* at UT Arlington	* 36	8-11	5-5	4-7	3-13-16	2	2	2	1	4	25	25
* ARKANSAS STATE	* 32	5-12	0-3	0-1	2-1-3	4	0	0	0	3	10	10
* ARKANSAS STATE	* 33	5-12	0-1	2-2	0-2-2	0	5	2	0	3	12	12
* at Texas State	* 30	3-9	0-2	2-2	0-8-8	3	1	0	0	0	8	8
* at Texas State	* 19	3-4	0-0	1-2	2-2-4	4	3	1	0	2	7	7
* at Arkansas State	* 35	3-10	0-1	1-2	1-3-4	4	2	3	1	1	7	7
* at Arkansas State	* 36	6-15	0-2	0-0	1-5-6	1	2	3	0	3	12	12
* ULM	* 32	5-13	1-3	2-4	2-3-5	2	3	1	3	0	13	13
* at ULM	* 38	6-10	1-4	7-7	1-5-6	2	7	3	1	2	20	20
* UT ARLINGTON	* 37	2-7	0-0	4-7	1-7-8	2	5	4	2	1	8	8
* at Little Rock	* 36	3-7	0-0	5-7	1-3-4	2	3	4	1	1	11	11
* at Little Rock	* 34	1-7	0-1	4-6	0-2-2	2	4	2	0	0	6	6
vs. South Alabama	* 40	7-13	1-2	1-1	2-8-10	3	6	1	1	3	16	16
vs. Georgia State	* 38	9-16	1-2	0-2	0-6-6	5	6	4	1	2	19	19

## WILSON's 2019-20 GAME-BY-GAME (14-15 • 8-8 SBC at Louisiana)

Opponent	GS	Min	FG-A	3FG-A	FT-A	O-D-T	PF	A	TO	Blk	Stl	Pts
LOYOLA (N.O.)		34	5-10	0-2	1-2	0-4-4	1	4	5	1	4	11
McNEESE	*	40	3-9	0-2	0-0	4-2-6	4	5	2	2	2	6
at TCU	*	35	6-15	2-5	2-3	1-5-6	3	2	5	0	3	16
YOUNGSTOWN STATE	*	34	4-9	0-0	1-2	0-3-3	2	2	3	1	2	9
at Wyoming	*	36	1-6	0-3	0-2	2-7-9	2	0	3	0	2	2
vs. Detroit-Mercy		30	4-6	2-3	0-0	1-2-3	2	3	1	0	1	10
vs. UC Irvine		20	2-4	1-1	1-1	0-0-0	0	0	1	0	0	6
SOUTHEASTERN LOUISIANA		24	3-5	0-1	0-0	2-2-4	1	2	3	0	1	6
at Arizona State	*	35	5-10	3-4	3-5	3-5-8	3	0	6	2	3	16
LOUISIANA TECH	*	29	3-7	0-0	1-3	1-2-3	4	1	1	0	4	7
* at Arkansas State	*	36	2-6	1-1	7-10	2-2-4	4	2	2	0	1	12
* LITTLE ROCK	*	34	3-4	1-1	1-2	0-2-2	3	4	2	0	5	8
UCSANTA BARBARA	*	39	7-11	1-2	0-0	1-2-3	4	4	0	1	3	15
* SOUTH ALABAMA	*	32	6-10	5-9	0-0	1-6-7	2	3	3	1	0	17
* TROY	*	36	7-10	0-2	4-4	3-10-13	3	5	5	1	3	18
* at Appalachian State	*	40	10-19	4-8	6-8	0-9-9	2	3	2	1	5	30
* at Georgia State	DNP											
at Georgia Southern	DNP											
* UT ARLINGTON	DNP											
* TEXAS STATE	DNP											
* ULM	*	26	3-8	0-1	3-3	0-5-5	3	3	2	0	2	9
* at UT Arlington	*	30	3-10	0-4	0-0	0-4-4	2	0	1	1	2	6
* at Texas State	*	36	6-16	1-4	2-2	0-8-8	3	3	4	2	0	15
* GEORGIA STATE	*	39	6-10	1-3	3-3	2-6-8	4	1	4	1	4	16
* GEORGIA SOUTHERN	*	35	3-6	1-1	2-2	2-7-9	4	3	4	0	2	9
* at South Alabama	*	39	3-10	0-2	0-0	1-2-3	2	7	0	0	4	6
* at Troy	*	36	4-10	1-2	2-4	0-7-7	3	3	5	1	1	11
* at ULM	*	35	3-7	1-3	1-2	2-4-6	4	5	3	0	1	8
* ARKANSAS STATE	*	37	4-10	0-4	2-3	1-7-8	2	2	2	1	1	10
* at Little Rock	*	36	8-12	0-2	2-2	0-4-4	4	4	3	0	4	18
* COASTAL CAROLINA		36	4-6	0-1	2-3	1-1-2	1	8	2	0	5	10
* ARKANSAS STATE	*	39	6-13	3-5	2-2	2-10-12	4	2	4	1	3	17
* at Georgia Southern	*	33	4-11	1-5	0-0	2-4-6	3	4	4	1	0	

## THE LAST TIME...

### A TEAM...

#### Poll Rankings

##### Was ranked in one national poll

#12 (768 pts.), Associated Press (Jan. 6, 2025)  
 #11 (454 pts.), USA TODAY Sports Coaches (Jan. 6, 2025)  
**Was ranked in both national polls**  
 #12 (768 pts.), Associated Press (Jan. 6, 2025)  
 #11 (454 pts.), USA TODAY Sports Coaches (Jan. 6, 2025)

##### Received points in one national poll

#12 (768 pts.), Associated Press (Jan. 6, 2025)  
 #11 (454 pts.), USA TODAY Sports Coaches (Jan. 6, 2025)  
**Received points in both national polls**  
 #12 (768 pts.), Associated Press (Jan. 6, 2025)  
 #11 (454 pts.), USA TODAY Sports Coaches (Jan. 6, 2025)

##### Received 50+ first-place votes in one national poll

52, Associated Press (March 11, 2024)

##### Received 40+ first-place votes in one national poll

52, Associated Press (March 11, 2024)

##### Received 35+ first-place votes in one national poll

52, Associated Press (March 11, 2024)

##### Received 30+ first-place votes in one national poll

52, Associated Press (March 11, 2024)

##### Received 20+ first-place votes in one national poll

52, Associated Press (March 11, 2024)  
 29, USA TODAY Sports Coaches (March 11, 2024)

##### Received 10+ first-place votes in one national poll

52, Associated Press (March 11, 2024)  
 29, USA TODAY Sports Coaches (March 11, 2024)

##### Received 10+ first-place votes in both national polls

52, Associated Press (March 11, 2024)  
 29, USA TODAY Sports Coaches (March 11, 2024)

##### Received 5+ first-place votes in one national poll

52, Associated Press (March 11, 2024)  
 29, USA TODAY Sports Coaches (March 11, 2024)

##### Received 5+ first-place votes in both national polls

52, Associated Press (March 11, 2024)  
 29, USA TODAY Sports Coaches (March 11, 2024)

##### Received a first-place vote in one national poll

4, Associated Press (Preseason, Oct. 14, 2024)  
 4, USA TODAY Sports Coaches (Oct. 23, 2024)

##### Received a first-place vote in both national polls

4, Associated Press (Preseason, Oct. 14, 2024)  
 4, USA TODAY Sports Coaches (Oct. 23, 2024)

#### NET Rankings

##### Was ranked #1 in NET ranking

#1, through March 17, 2024

##### Was ranked in Top Five in NET ranking

#4, through Jan. 6, 2025

##### Was ranked in Top 10 in NET ranking

#4, through Jan. 6, 2025

##### Was ranked in Top 25 in NET ranking

#4, through Jan. 6, 2025

#### vs. Ranked Teams

##### Played a ranked team

L, 80-85 (OT), vs. #9/9 Alabama, Players Era Festival (11/26/24)

##### Beat a ranked team at home

W, 76-46, vs. #14/15 Kansas (3/9/24)

##### Beat a ranked team on road

W, 82-76 (OT), at 11/11 Baylor (2/24/24)

##### Beat a ranked team at neutral site

L, 80-85 (OT), vs. #9/9 Alabama, Players Era Festival (11/26/24)

##### Lost to a ranked team at home

L, 65-71, vs. #8/10 Alabama (12/10/22)

##### Lost to a ranked team on road

L, 65-78, at #8/9 Kansas (2/3/24)

##### Lost to a ranked team at neutral site

L, 80-85 (OT), vs. #9/9 Alabama, Players Era Festival (11/26/24)

#### Winning Streaks

##### Won 5+ straight games

7 (12/7/24 – present)

##### Won 10+ straight games

11 (2/6 – 3/16/24)

##### Won 15+ straight games

15 (11/10/18 – 1/9/19)

##### Won 20+ straight games

26 (12/17/82 – 4/4/83)

##### Won 25+ straight games

26 (12/17/82 – 4/4/83)

##### Won 30+ straight games

32 (3/25/67 – 3/16/68)

#### Losing Streaks

##### Lost 5+ straight games

6 (2/51 – 3/1/15)

##### Lost 10+ straight games

11 (1/31 – 3/4/98)

#### Buzzer Beaters

##### Won on buzzer beater

UH: 87-85, 8-foot baseline jumper on right side, by Jamal Shead, at rv/rv Oklahoma (3/2/24) (0.4 secs left on clock)

67-65, 18-foot jumper to right of free throw line, by Jamal Shead, at Memphis (3/5/23) (no time left on clock)

Opp: 72-71, jumper by T.J. Haws from right wing, bounced off rim and in, vs. BYU (11/15/19) (no time left on clock)

#### Margin of Victory

##### Won by 20+ Points

UH: (31) 86-55, vs. BYU (1/4/25)

Opp: (28) 41-69, vs. #7/8 (2) Iowa State, Phillips 66 Big 12 Championship Title Game (3/16/24)

##### Won by 25+ Points

UH: (31) 86-55, vs. BYU (1/4/25)

Opp: (28) 41-69, vs. #7/8 (2) Iowa State, Phillips 66 Big 12 Championship Title Game (3/16/24)

##### Won by 30+ Points

UH: (31) 86-55, vs. BYU (1/4/25)

Opp: (37) 43-80, at rv/rv UConn (1/30/14)

##### Won by 35+ Points

UH: (36) 80-44, vs. Hofstra (11/22/24)

Opp: (37) 43-80, at rv/rv UConn (1/30/14)

##### Won by 40+ Points

UH: (46) 91-45, vs. Louisiana (11/13/24)

Opp: (47) 63-110, at Washington (12/24/04)

##### Won by 45+ Points

UH: (46) 91-45, vs. Louisiana (11/13/24)

Opp: (47) 63-110, at Washington (12/24/04)

#### Won by 50+ Points

UH: (57) 97-40, vs. Jackson State (11/4/24)

Opp: Has not happened

#### Won by 55+ Points

UH: (57) 97-40, vs. Jackson State (11/4/24)

Opp: Has not happened

#### Won by 60+ Points

UH: (67) 111-44, vs. Bryant (12/3/21)

Opp: Has not happened

#### Won by 65+ Points

UH: (67) 111-44, vs. Bryant (12/3/21)

Opp: Has not happened

#### Won by 70+ Points

UH: (77) 158-81, vs. Valparaiso (2/24/68)

Opp: Has not happened

#### Won by 75+ Points

UH: (77) 158-81, vs. Valparaiso (2/24/68)

Opp: Has not happened

#### Scored 100 points and lost

L, 101-102 (2OT), at Louisiana (1/13/88)

#### in Overtime

##### Played an overtime game

L, 70-73 (OT), vs. San Diego State, Players Era Festival (11/30/24)

##### Played a double-overtime game

W, 76-74 (2OT), at Wichita State (2/20/22)

##### Played a triple-overtime game

L, 92-101, at Tulsa (2/16/13)

##### Played a quadruple-overtime game

L, 77-78 (4OT), at TCU (2/17/81)

#### Total Points

##### Scored 150+ points

UH: W, 158-81, vs. Valparaiso (2/24/68)

Opp: Has not happened

##### Scored 140+ points

UH: W, 145-78, vs. Texas Lutheran (12/8/81)

Opp: Has not happened

##### Scored 130+ points

UH: W, 131-62, vs. Florida Tech (11/22/05)

Opp: Has not happened

##### Scored 120+ points

UH: W, 131-62, vs. Florida Tech (11/22/05)

Opp: L, 101-121, at Bowling Green (3/1/75)

##### Scored 110+ points

UH: W, 111-44, vs. Bryant (12/3/21)

Opp: L, 99-112, at Nevada (11/21/09)

##### Scored 100+ points

UH: W, 100-95, vs. (9) Texas A&M, NCAA Tournament South Region Round of 32, (3/24/24)

Opp: W, 100-95, vs. (9) Texas A&M, NCAA Tournament South Region Round of 32, (3/24/24)

##### Scored 95+ points

UH: W, 97-40, vs. Jackson State (11/4/24)

Opp: W, 100-95, vs. (9) Texas A&M, NCAA Tournament South Region Round of 32, (3/24/24)

##### Scored 60 or fewer points

UH: L, 51-54, vs. #13/14 (4) Duke, NCAA Tournament Sweet 16 (3/29/24)

Opp: W, 65-46, vs. TCU (1/6/25)

#### Scored 55 or fewer points

UH: L, 51-54, vs. #13/14 (4) Duke, NCAA Tournament Sweet 16 (3/29/24)

Opp: W, 65-46, vs. TCU (1/6/25)

#### Scored 50 or fewer points

UH: L, 41-69, vs. #7/8 (2) Iowa State, Phillips 66 Big 12 Championship Title Game (3/16/24)

Opp: W, 65-46, vs. TCU (1/6/25)

#### Scored 45 or fewer points

UH: L, 41-69, vs. #7/8 (2) Iowa State, Phillips 66 Big 12 Championship Title Game (3/16/24)

Opp: W, 62-42, vs. Troy (12/10/24)

#### Scored 40 or fewer points

UH: L, 39-42, vs. Oklahoma City (12/15/51)

Opp: W, 72-37, vs. Texas State (12/21/23)

#### Scored 35 or fewer points

UH: L, 34-43, vs. Louisiana (12/10/47)

Opp: W, 84-31, vs. ULM (11/6/23)

#### Points in a Half

##### Scored 50+ points in a half

UH: 51 (2nd), vs. Butler, Big 12-Big East Battle (12/7/24) (W, 79-51)

Opp: 50 (2nd), at Rice (11/19/19) (W, 97-89)

##### Scored 50+ points in both halves

UH: 52 (1st), 59 (2nd) vs. Bryant (12/3/21)

(W, 111-44)

Opp: 50 (1st), 54 (2nd), at UCF (3/7/14)

(L, 83-104)

##### Scored 55+ points in a half

UH: 59 (2nd), vs. Bryant (12/3/21) (W, 111-44)

Opp: 57 (1st), at #18/14 Louisville (1/16/14)

(L, 52-91)

##### Scored 55+ points in both halves

UH: 56 (1st, 2nd), vs. Houston Baptist (11/26/19)

(W, 112-73)

##### Scored 60+ points in a half

UH: 60 (2nd), vs. Northwestern State (11/30/21)

(W, 99-58)

Opp: 64, by Marshall, at C-USA Championship

(3/9/11)

##### Scored 60+ points in both halves

UH: 69 (1st); 62 (2nd), vs. Florida Tech (11/22/05)

(W, 131-62)

Opp: Has not happened

##### Scored 65+ points in a half

UH: 65 (2nd), at Rice (11/19/19) (W, 97-89)

Opp: 66 (2nd), by Purdue (Indianapolis)

(12/10/93) (L, 90-114)

##### Scored 65+ points in both halves

UH: 74 (1st); 84 (2nd), vs. Valparaiso (W, 158-81)

Opp: Has not happened

##### Scored 70+ points in a half

UH: 84 (2nd), vs. Valparaiso (2/24/68)

(W, 158-81)

Opp: Has not happened

##### Scored 70+ points in both halves

UH: 74 (1st); 84 (2nd), vs. Valparaiso (W, 158-81)

(2/24/68)

Opp: Has not happened

##### Scored 75+ points in a half

UH: 84 (2nd), vs. Valparaiso (2/24/68)

(W, 158-81)

Opp: Has not happened



## THE LAST TIME...

### Scored 80+ points in a half

UH: 84 (2nd), vs. Valparaiso (2/24/68 (W, 158-81)  
Opp: Has not happened

### Scored 85+ points in a half

UH: 85 (1st), vs. Texas Wesleyan (2/22/66)  
(W, 152-108)  
Opp: Has not happened

### Scored 25 points or fewer in a half

UH: 18 (1st), vs. rv/— Hofstra (11/22/24)  
(W, 80-44)  
Opp: 22 (1st), 24 (2nd), vs. TCU (1/6/25)  
(W, 65-46)

### Scored 20 points or fewer in a half

UH: 18 (1st), vs. rv/— Hofstra (11/22/24)  
(W, 80-44)  
Opp: 18 (1st), at Oklahoma State (12/30/24)  
(W, 60-47)

### Scored 15 points or fewer in a half

UH: 15, (1st), at Southern Miss (1/13/12)  
(L, 54-73)  
Opp: 11 (1st), vs. Troy (12/10/24) (W, 62-42)  
*Houston school record*

### Scored 10 points or fewer in a half

UH: 10 (2nd), vs. rv/rv Tulsa (2/5/15) (L, 44-57)  
Opp: Has not happened

### Field Goal Percentage

#### Shot 70+ percent from field

UH: 70.0 (35-50), vs. Tennessee State (12/30/01)  
(W, 91-60)  
Opp: Has not happened

#### Shot 65+ percent from field

UH: 66.7 (42-63), vs. ECU (2/25/18) (W, 109-58)  
Opp: 68.9 (31-45), at #8/9 Kansas (2/3/23)  
(L, 67-78)

#### Shot 60+ percent from field

UH: 62.0 (44-71), vs. Bryant (12/3/21)  
(W, 111-44)  
Opp: 68.9 (31-45), at #8/9 Kansas (2/3/23)  
(L, 67-78)

#### Shot 55 percent+ from field

UH: 58.2 (39-67), vs. Jackson State (11/4/24)  
(W, 97-40)  
Opp: 68.9 (31-45), at #8/9 Kansas (2/3/23)  
(L, 67-78)

#### Shot 50 percent+ from field

UH: 53.3 (32-60), vs. Butler, Big 12-Big East Battle  
(12/7/24) (W, 79-51)  
Opp: 52.9 (27-58), vs. #11/11 Auburn,  
Mattress Firm Battleground 2k24 (11/9/24)  
(L, 69-74)

#### Shot 35 percent or less from field

UH: 26.8 (15-56), vs. #7/8 (2) Iowa State,  
Phillips 66 Big 12 Championship Title Game  
(3/16/24) (L, 41-69)  
Opp: 25.9 (14-54), at Oklahoma State (12/30/24)  
(W, 60-47)

#### Shot 30 percent or less from field

UH: 26.8 (15-56), vs. #7/8 (2) Iowa State,  
Phillips 66 Big 12 Championship Title Game  
(3/16/24) (L, 41-69)  
Opp: 25.9 (14-54), at Oklahoma State (12/30/24)  
(W, 60-47)

#### Shot 25 percent or less from field

UH: 23.8 (15-63), vs. Kent State (11/26/22)  
(W, 49-44)  
Opp: 24.0 (12-50), vs. Troy (12/10/24) (W, 62-42)

### Shot 20 percent or less from field

UH: TBD  
Opp: 15.9 (7-44), vs. UCF (1/20/24) (W, 57-42)

### 3-Point Field Goals Made

Made 19+ 3-pointers  
UH: 19, vs. Florida Tech (Nov. 22, 2005)  
(W, 131-62)  
Opp: Has not happened

### Made 18+ 3-pointers

UH: 18, vs. East Carolina (2/25/18) (W, 109-58)  
Opp: Has not happened

### Made 17+ 3-pointers

UH: 18, vs. Norfolk State (11/29/22) (W, 100-52)  
Opp: Has not happened

### Made 16+ 3-pointers

UH: 16, vs. BYU (1/4/25) (W, 86-55)  
Opp: Has not happened

### Made 15+ 3-pointers

UH: 16, vs. BYU (1/4/25) (W, 86-55)  
Opp: 15, at #18/14 Louisville (1/16/14) (L, 52-91)

### Made 14+ 3-pointers

UH: 16, vs. BYU (1/4/25) (W, 86-55)  
Opp: 14, vs. Vermont, Gulf Coast Showcase  
Championship (11/23/16) (W, 72-71)

### Made 13+ 3-pointers

UH: 16, vs. BYU (1/4/25) (W, 86-55)  
Opp: 13, vs. Lamar (11/25/20)

### Made 12+ 3-pointers

UH: 16, vs. BYU (1/4/25) (W, 86-55)  
Opp: 12, at rv/rv Oklahoma (3/2/24) (W, 87-85)

### Made 11+ 3-pointers

UH: 16, vs. BYU (1/4/25) (W, 86-55)  
Opp: 11, vs. #9/9 Alabama, Players Era Festival  
(11/26/24) (L, 80-85 OT)

### Made 10+ 3-pointers

UH: 16, vs. BYU (1/4/25) (W, 86-55)  
Opp: 11, vs. #9/9 Alabama, Players Era Festival  
(11/26/24) (L, 80-85 OT)

### Made 3 or fewer 3-pointers

UH: 3, vs. #14/15 Kansas (3/10/24) (W, 76-46)  
Opp: 3, vs. TCU (1/6/25) (W, 65-46)

### Made 2 or fewer 3-pointers

UH: 2, vs. #13/14 (4) Duke,  
NCAA Tournament Sweet 16 (3/29/24)  
(L, 51-54)  
Opp: 2, vs. (8) TCU, Big 12 Championship  
Quarterfinals (3/15/24) (W, 60-45)

### Made 1 or fewer 3-pointers

UH: 1, vs. #6/5 Villanova, NCAA Tournament  
Elite Eight (3/26/22) (L, 44-50)  
Opp: 1, vs. Norfolk State (11/29/22) (W, 100-52)

### Did not make a 3-pointer

UH: vs. Saint Louis (3/7/01), C-USA Tournament  
(L, 65-78)  
*Current streak of 767 straight games through Jan. 10, 2025*  
Opp: at Tulsa (1/4/15) (L, 54-72)  
*Current streak of 341 straight games through Jan. 10, 2025*

### 3-Point Field Goal Attempts

#### Attempted 40+ 3-pointers

UH: 42, at UCF (2/2/08) (W, 84-81)  
Opp: 43, vs. Hofstra (11/9/21) (W, 83-75 OT)

#### Attempted 35+ 3-pointers

UH: 35, vs. ULM (11/6/23) (W, 84-31)  
Opp: 38, at #21/19 BYU (1/23/24) (W, 75-68)

#### Attempted 30+ 3-pointers

UH: 34, vs. BYU (1/4/25) (W, 86-55)  
Opp: 30, vs. #9/9 Alabama, Players Era Festival  
(11/26/24) (L, 80-85 OT)

#### Attempted 25+ 3-pointers

UH: 34, vs. BYU (1/4/25) (W, 86-55)  
Opp: 28, vs. Butler, Big 12-Big East Battle  
(12/7/24) (W, 79-51)

#### Attempted 20+ 3-pointers

UH: 34, vs. BYU (1/4/25) (W, 86-55)  
Opp: 24, vs. BYU (1/4/25) (W, 86-55)

#### Attempted 15+ 3-pointers

UH: 19, vs. TCU (1/6/25) (W, 65-46)  
Opp: 18, vs. TCU (1/6/25) (W, 65-46)

### 3-Point Field Goal Percentage

#### Shot 60 percent or higher from 3-pt line

UH: 60.0 (12-20), vs. Jackson State (11/4/24)  
(W, 97-40)  
Opp: 53.6 (15-28), at #18/14 Louisville (1/16/14)  
(L, 52-91)

#### Shot 50 percent or higher from 3-pt line

UH: 50.0 (9-18), vs. Butler, Big 12-Big East Battle  
(12/7/24) (W, 79-51)  
Opp: 52.7 (29-55), at rv/rv Oklahoma (3/2/24)  
(W, 87-85)

#### Shot 45 percent or higher from 3-pt line

UH: 47.1 (16-34), vs. BYU (1/4/25) (W, 86-55)  
Opp: 52.7 (29-55), at rv/rv Oklahoma (3/2/24)  
(W, 87-85)

#### Shot 40 percent or higher from 3-pt line

UH: 42.1 (8-19), vs. TCU (1/6/25) (W, 65-46)  
Opp: 40.9 (9-22), vs. #7/8 (2) Iowa State,  
Phillips 66 Big 12 Championship Title Game  
(3/16/24)

#### Shot 30 percent or higher from 3-pt line

UH: 42.1 (8-19), vs. TCU (1/6/25) (W, 65-46)  
Opp: 33.3 (8-24), vs. BYU (1/4/25) (W, 86-55)

#### Shot 20 percent or less from 3-pt line

UH: 16.7 (4-24), vs. Toledo (12/18/24) (W, 78-49)  
Opp: 16.7 (3-18), vs. TCU (1/6/25) (W, 65-46)

#### Shot 10 percent or less from 3-pt line

UH: 5.0 (1-20), vs. #6/5 Villanova,  
NCAA Tournament Elite Eight (3/26/22) (L, 44-50)  
Opp: 10.0 (2-20), vs. (8) TCU, Big 12  
Championship Quarterfinals (3/15/24)  
(W, 60-45)

### Free Throws Made

#### Made 40+ free throws

UH: 40, vs. Southwestern (12/12/77)  
Opp: 42, vs. Texas Tech, SWC Classic (3/10/94)  
(L, 86-110)

#### Made 35+ free throws

UH: 35, vs. Southern Miss (1/23/02)  
Opp: 36, vs. Wyoming, Global Sports Classic  
Championship Round (12/22/15)

### Made 30+ free throws

UH: 31, vs. South Carolina (12/5/20) (W, 77-67)  
Opp: 30, vs. #9/9 Alabama, Players Era Festival  
(11/26/24) (L, 80-85 OT)

### Made 25+ free throws

UH: 26, vs. #9/9 Alabama, Players Era Festival  
(11/26/24) (L, 80-85 OT)  
Opp: 30, vs. #9/9 Alabama, Players Era Festival  
(11/26/24) (L, 80-85 OT)

### Made 20+ free throws

UH: 21, vs. Texas A&M-Corpus Christi  
(12/21/24) (W, 87-51)  
Opp: 30, vs. #9/9 Alabama, Players Era Festival  
(11/26/24) (L, 80-85 OT)

### Made 10 or fewer free throws

UH: 5, vs. TCU (1/6/25) (W, 65-46)  
Opp: 9, vs. TCU (1/6/25) (W, 65-46)

### Made 5 or fewer free throws

UH: 5, vs. TCU (1/6/25) (W, 65-46)  
Opp: 4, vs. rv/— Hofstra (11/22/24) (W, 80-44)

### Made 3 or fewer free throws

UH: 3, vs. #25/25 Texas Tech (1/17/24) (W, 77-54)  
Opp: 3, vs. Stetson (11/13/23) (W, 79-48)

### Made 2 or fewer free throws

UH: 1, at Oklahoma State (12/8/18) (W, 63-53)  
Opp: 2, vs. McNeese (12/21/22) (W, 83-44)

### Made 1 or fewer free throws

UH: 1, at Oklahoma State (12/8/18) (W, 63-53)  
Opp: 1, vs. Rice (1/9/91) (W, 80-73)

### Made 0 free throws

UH: 0, at TCU (1/19/05) (L, 51-58)  
Opp: Has not happened

### Free Throws Attempts

#### Attempted 50+ free throws

UH: 53, vs. Southwestern (12/12/77)  
Opp: 50, at Tulsa (2/16/13) (L, 92-101, 30T)

#### Attempted 45+ free throws

UH: 45, vs. Texas Southern (12/23/00) (L, 68-71)  
Opp: 45, vs. (9) Texas A&M,  
NCAA Tournament South Region Round of 32,  
(3/24/24) (W, 100-95, OT)

#### Attempted 40+ free throws

UH: 43, vs. Houston Baptist (12/16/14) (W, 83-76)  
Opp: 41, vs. #9/9 Alabama, Players Era Festival  
(11/26/24) (L, 80-85 OT)

#### Attempted 35+ free throws

UH: 38, vs. South Carolina (12/5/20) (W, 77-67)  
Opp: 41, vs. #9/9 Alabama, Players Era Festival  
(11/26/24) (L, 80-85 OT)

#### Attempted 30+ free throws

UH: 33, vs. #9/9 Alabama, Players Era Festival  
(11/26/24) (L, 80-85 OT)  
Opp: 41, vs. #9/9 Alabama, Players Era Festival  
(11/26/24) (L, 80-85 OT)

#### Attempted 10 or fewer free throws

UH: 9, vs. TCU (1/6/25) (W, 65-46)  
Opp: 7, vs. TCU (1/6/25) (W, 65-46)

#### Attempted 5 or fewer free throws

UH: 3, vs. #25/25 Texas Tech (1/17/24) (W, 77-54)  
Opp: 5, vs. Stetson (11/13/23) (W, 79-48)

#### Attempted 3 or fewer free throws

UH: 3, vs. #25/25 Texas Tech (1/17/24) (W, 77-54)  
Opp: 2, vs. TCU (2/1/85) (L, 80-85)

## THE LAST TIME...

### Attempted 2 or fewer free throws

UH: 2, at Oklahoma State (12/8/18) (W, 63-53)  
Opp: 2, vs. TCU (2/1/85) (L, 80-85)

### Attempted 1 or fewer free throws

UH: 1, vs. SMU (2/16/11) (L, 51-65)  
Opp: Has not happened

### Free Throw Percentage

#### Shot 100 percent from FT line

UH: 100.0 (6-6), at Oklahoma State (12/30/24) (W, 60-47)

Opp: 100.0 (15-15), vs. #6/5 Villanova, NCAA Tournament Elite Eight (3/26/22) (L, 44-50)

#### Shot 90 percent or higher from FT line

UH: 100.0 (6-6), at Oklahoma State (12/30/24) (W, 60-47)

Opp: 93.8 (15-16), vs. Longwood, NCAA Tournament South Region First Round (3/22/24) (W, 86-46)

#### Shot 80 percent or higher from FT line

UH: 100.0 (6-6), at Oklahoma State (12/30/24) (W, 60-47)

Opp: 83.3 (15-18), at Oklahoma State (12/30/24) (W, 60-47)

#### Shot 70 percent or higher from FT line

UH: 75.0 (12-16), vs. BYU (1/4/25) (W, 86-55)

Opp: 73.3 (11-15), vs. BYU (1/4/25) (W, 86-55))

#### Shot 60 percent or higher from FT line

UH: 75.0 (12-16), vs. BYU (1/4/25) (W, 86-55)

Opp: 73.3 (11-15), vs. BYU (1/4/25) (W, 86-55)

#### Shot 50 percent or less from FT line

UH: 50.0 (9-18), at UCF (3/6/24) (W, 67-59)

Opp: 42.9 (3-7), vs. TCU (1/6/25) (W, 65-46)

#### Shot 40 percent or less from FT line

UH: 36.4 (4-11), at #8/8 Cincinnati (1/31/18) (L, 70-80)

Opp: 35.3 (6-17), vs. ULM (11/6/23) (W, 84-31)

### Rebounds

#### Had 60+ Rebounds

UH: 62, vs. Morgan State (11/22/14) (W, 72-57)  
Opp: 65, vs. Georgetown (St. Petersburg, Fla.) (12/29/90) (L, 51-63)

#### Had 50+ Rebounds

UH: 50, vs. Toledo (12/18/24) (W, 78-49)  
Opp: 55, vs. (8) TCU, Big 12 Championship Quarterfinals (3/15/24) (W, 60-45)

#### Had 40+ Rebounds

UH: 50, vs. Toledo (12/18/24) (W, 78-49)  
Opp: 48, vs. #9/9 Alabama, Players Era Festival (11/26/24) (L, 80-85 OT)

#### Had 30+ Rebounds

UH: 30, vs. TCU (1/6/25) (W, 65-46)  
Opp: 34, at Oklahoma State (12/30/24) (W, 60-47)

#### Had 20 or fewer Rebounds

UH: 18, vs. Southeastern Louisiana (12/18/04) (W, 68-61)  
Opp: 19, at East Carolina (2/27/19) (W, 99-65)

### Rebounding Margin

#### Had +49 Rebound Margin

UH: Has not happened  
Opp: +49 (70-21), at #10 Bradley (1/11/58) (L, 80-116)

#### Had +48 Rebound Margin

UH: Has not happened  
Opp: +49 (70-21), at #10 Bradley (1/11/58) (L, 80-116)

#### Had +47 Rebound Margin

UH: Has not happened  
Opp: +49 (70-21), at #10 Bradley (1/11/58) (L, 80-116)

#### Had +45 Rebound Margin

UH: +45 (72-27), vs. St. Mary's (Texas) (2/15/67) (W, 110-79)  
Opp: +47 (74-27), vs. Notre Dame (1/9/65) (L, 80-10)

#### Had +44 Rebound Margin

UH: +44 (72-27), at West Texas A&M (2/23/67) (W, 120-76)  
Opp: +47 (74-27), vs. Notre Dame (1/9/65) (L, 80-10)

#### Had +43 Rebound Margin

UH: +44 (72-27), at West Texas A&M (2/23/67) (W, 120-76)  
Opp: +47 (74-27), vs. Notre Dame (1/9/65) (L, 80-10)

#### Had +41 Rebound Margin

UH: +42 (68-26), vs. Valparaiso (2/24/68) (W, 158-81)  
Opp: +47 (74-27), vs. Notre Dame (1/9/65) (L, 80-10)

#### Had +40 Rebound Margin

UH: +42 (68-26), vs. Valparaiso (2/24/68) (W, 158-81)  
Opp: +47 (74-27), vs. Notre Dame (1/9/65) (L, 80-10)

#### Had +38 Rebound Margin

UH: +38 (65-27), vs. UNLV (1/20/71) (W, 130-73)  
Opp: +47 (74-27), vs. Notre Dame (1/9/65) (L, 80-10)

#### Had +37 Rebound Margin

UH: +37 (75-38), vs. Trinity (12/11/76) (W, 124-67)  
Opp: +47 (74-27), vs. Notre Dame (1/9/65) (L, 80-10)

#### Had +36 Rebound Margin

UH: +37 (75-38), vs. Trinity (12/11/76) (W, 124-67)  
Opp: +47 (74-27), vs. Notre Dame (1/9/65) (L, 80-10)

#### Had +35 Rebound Margin

UH: +35 (65-30), vs. Nevada (12/2/89) (W, 109-68)  
Opp: +47 (74-27), vs. Notre Dame (1/9/65) (L, 80-10)

#### Had +32 Rebound Margin

UH: +35 (65-30), vs. Nevada (12/2/89) (W, 109-68)  
Opp: +32 (26-58), at Arizona (12/17/06) (L, 62-87)

#### Had +30 Rebound Margin

UH: +31 (53-22), vs. East Carolina (2/25/18) (W, 109-58)  
Opp: +31 (26-57), at Nevada (11/21/09) (L, 99-112)

#### Had +28 Rebound Margin

UH: +28 (54-26), vs. SMU (1/5/23) (W, 87-53)

Opp: +31 (26-57), at Nevada (11/21/09) (L, 99-112)

#### Had +25 Rebound Margin

UH: +26 (53-27), vs. Tulsa (2/8/23) (W, 80-42)  
Opp: +27 (25-52) at UTSA (1/1/10) (L, 82-83)

#### Had +20 Rebound Margin

UH: +21 (50-29), vs. Toledo (12/18/24) (W, 78-49)  
Opp: +22 (23-45), vs. South Florida (12/30/15)) (W, 73-67)

#### Had +15 Rebound Margin

UH: +21 (50-29), vs. Toledo (12/18/24) (W, 78-49)  
Opp: +16 (24-40), at #8/9 Kansas (2/3/24) (L, 65-78)

#### Had +10 Rebound Margin

UH: +13 (37-24), vs. BYU (1/4/25) (W, 86-55)  
Opp: +14 (35-49), vs. (9) Texas A&M, NCAA Tournament South Region Round of 32 (3/24/24) (W, 100-95 OT)

#### Had +5 Rebound Margin

UH: +13 (37-24), vs. BYU (1/4/25) (W, 86-55)  
Opp: +5 (34-49), at Oklahoma State (12/30/24) (W, 60-47)

#### Had +3 Rebound Margin

UH: +3 (30-27), vs. TCU (1/6/25) (W, 65-46)  
Opp: +5 (34-39), at Oklahoma State (12/30/24) (W, 60-47)

#### Had +1 Rebound Margin

UH: +3 (30-27), vs. TCU (1/6/25) (W, 65-46)  
Opp: +5 (34-39), at Oklahoma State (12/30/24) (W, 60-47)

#### Had Even Rebound Margin

UH: (33-33), vs. #11/11 Auburn, Battleground 2k24 (11/13/24) (L, 69-74)

### Assists

#### Recorded 35+ assists

UH: 35, vs. SMU (1/8/83) (W, 105-71)  
Opp: Has not happened

#### Recorded 30+ assists

UH: 31, vs. East Carolina (2/25/18) (W, 109-58)  
Opp: 30, at Charlotte (12/28/98) (L, 75-105)

#### Recorded 25+ assists

UH: 26, vs. Norfolk State (11/29/22) (W, 100-52)  
Opp: 25, at rv/rv SMU (1/21/17) (L, 64-85)

#### Recorded 20+ assists

UH: 20, vs. rv/— Hofstra (11/22/24) (W, 80-44)  
Opp: 20, at #8/9 Kansas (2/3/24) (L, 65-78)

#### Recorded 15+ assists

UH: 15, vs. BYU (1/4/25) (W, 86-55)  
Opp: 17, vs. #7/8 (2) Iowa State, Phillips 66 Big 12 Championship Title Game (3/16/24) (L, 41-69)

#### Recorded 10+ assists

UH: 14, vs. TCU (1/6/25) (W, 65-46)  
Opp: 14, vs. BYU (1/4/25) (W, 86-55)

#### Recorded 5 or fewer assists

UH: 13, vs. Louisiana (11/13/24) (W, 91-45)  
Opp: 4, vs. TCU (1/6/25) (W, 65-46)

#### Recorded 3 or fewer assists

UH: 3, vs. Boise State (11/27/20) (W, 68-58)  
Opp: 3, vs. Saint Joseph's, Veterans Classic (11/11/22) (W, 81-55)

### Blocked Shots

#### Recorded 15+ blocks

UH: 15, vs. #13 Villanova (3/27/83), NCAA Tournament Midwest Regional championship (W, 89-71)  
Opp: Has not happened

#### Recorded 10+ blocks

UH: 10, vs. #9/9 Alabama, Players Era Festival (11/26/24) (L, 80-85 OT)  
Opp: 10, at Cincinnati (2/1/20) (L, 62-64)

#### Recorded 5+ blocks

UH: 6, vs. TCU (1/6/25) (W, 65-46)  
Opp: 5, vs. San Diego State, Players Era Festival (11/30/24) (L, 70-73 OT)

#### Recorded 0 blocks

UH: 0, at Tulane (2/23/22) (W, 81-67)  
Opp: 0, vs. Notre Dame, Players Era Festival (11/27/24) (W, 65-54)

### Steals

#### Recorded 20+ steals

UH: 22, vs. McNeese (12/31/05) (W, 78-67)  
Opp: 21, vs. Texas (1/29/94 L, 78-110)

#### Recorded 15+ steals

UH: 17, vs. Louisiana (11/13/24) (W, 91-45)  
Opp: 18, vs. Arkansas-Pine Bluff, Continental Tire Las Vegas Classic Regional Round (12/17/14) (L, 56-61 OT)

#### Recorded 10+ steals

UH: 11, vs. TCU (1/6/25) (W, 65-46)  
Opp: 10, vs. (8) TCU, Big 12 Championship Quarterfinals (3/15/24) (W, 60-45)

#### Recorded 5+ steals

UH: 2, vs. TCU (1/6/25) (W, 65-46)  
Opp: 6, vs. BYU (1/4/25) (W, 86-55)

### Turnovers

#### Recorded 30+ turnovers

UH: NA  
Opp: 30, vs. Louisiana College (11/19/12) (W, 106-59)

#### Recorded 25+ turnovers

UH: 26, vs. Nicholls (11/12/10) (W, 63-62 OT)  
Opp: 27, vs. Texas State (12/21/23) (W, 72-37)

#### Recorded 20+ turnovers

UH: 23, vs. Kent State (11/26/22) (W, 49-44)  
Opp: 23, vs. Louisiana (11/13/24) (W, 91-45)

#### Recorded 15+ turnovers

UH: 16, at rv/rv Iowa State (1/9/24) (L, 53-57)  
Opp: 19, vs. TCU (1/6/25) (W, 65-46)

#### Recorded 10+ turnovers

UH: 10, vs. TCU (1/6/25) (W, 65-46)  
Opp: 19, vs. TCU (1/6/25) (W, 65-46)

#### Recorded 5 or fewer turnovers

UH: 5, vs. Notre Dame, Players Era Festival (11/27/24) (W, 65-54)  
Opp: 5, vs. (8) TCU, Big 12 Championship Quarterfinals (3/15/24) (W, 60-45)

#### Recorded 3 or fewer turnovers

UH: 3, at #8/9 Kansas (2/3/24) (L, 65-78)  
Opp: NA

#### Recorded 2 or fewer turnovers

UH: 1, vs. UConn (2/1/15) (W, 70-68)  
Opp: NA

## THE LAST TIME...

### Fouls

#### Recorded 36+ fouls

**UH:** 36, vs. Tulsa (2/16/13) (L, 92-101)  
**Opp:** NA

#### Recorded 35+ fouls

**UH:** 35, vs. Wyoming, Global Sports Classic Third/Championship Rounds (12/22/15) (W, 94-89 2OT)  
**Opp:** NA

#### Recorded 30+ fouls

**UH:** 30, vs. #9/9 Alabama, Players Era Festival (11/26/24) (L, 80-85 OT)  
**Opp:** 30, vs. UConn (1/23/20) (W, 63-59)

#### Recorded 25+ fouls

**UH:** 30, vs. #9/9 Alabama, Players Era Festival (11/26/24) (L, 80-85 OT)  
**Opp:** 25, vs. #9/9 Alabama, Players Era Festival (11/26/24) (L, 80-85 OT)

#### Recorded 20+ fouls

**UH:** 21, vs. San Diego State, Players Era Festival (11/30/24) (L, 70-73 OT)  
**Opp:** 25, vs. #9/9 Alabama, Players Era Festival (11/26/24) (L, 80-85 OT)

#### Recorded 15+ fouls

**UH:** 15, vs. BYU (1/4/25) (W, 86-55)  
**Opp:** 15, vs. BYU (1/4/25) (W, 86-55)

#### Recorded 12 or fewer fouls

**UH:** 12, vs. rv/Hofstra (11/22/24) (W, 80-44)  
**Opp:** 11, vs. TCU (1/6/25) (W, 65-46)

#### Recorded 10 or fewer fouls

**UH:** 10, vs. Dayton, Shriners Childrens Charleston Classic Title Game (11/19/23) (W, 69-55)  
**Opp:** 10, at Oklahoma State (12/30/24) (W, 60-47)

#### Recorded 8 or fewer fouls

**UH:** 4, vs. McNeese (12/21/22) (W, 83-44)  
**Opp:** 8, vs. Our Lady of the Lake (2/6/21) (W, 112-46)

#### Recorded 7 or fewer fouls

**UH:** 4, vs. McNeese (12/21/22) (W, 83-44)  
**Opp:** 6, at UCF (2/15/15) (L, 54-56)

#### Recorded 6 or fewer fouls

**UH:** 4, vs. McNeese (12/21/22) (W, 83-44)  
**Opp:** 6, at UCF (2/15/15) (L, 54-56)

### A PLAYER...

#### Triple-Doubles

##### Recorded a triple-double

**UH:** DeJon Jarreau (15 pts., 10 rebs., 10 asts.), vs. Tulane, American Championship Quarterfinals (3/12/21) (W, 77-52)  
**Opp:** Jalen James (12 pts., 13 rebs., 10 asts.), vs. San Jose State (12/7/13) (L, 68-72)

#### Double-Doubles

##### Recorded a points-rebounds double-double

**UH:** J'Wan Roberts (20 pts, 11 rebs), at Oklahoma State (12/30/24) (W, 60-47)  
**Opp:** Grant Nelson (13 pts, 10 rebs), Mouhamed Dioubate (10 pts., 16 rebs), vs. #9/9 Alabama, Players Era Festival (11/26/24) (L, 80-85 OT)

##### Recorded a points-assists double-double

**UH:** Jamal Shead (21pts, 10 asts), vs. (9) Texas A&M, NCAA Tournament South Region Round of 32, (3/24/24) (W, 100-95, OT)  
**Opp:** Davion Mitchell (12 pts, 11 asts), vs. #3/3 Baylor, NCAA Tournament Final Four (4/4/21) (L, 59-78)

##### Had two players record a double-double

**UH:** Josh Carlton (23 pts, 11 rebs), Kyler Edwards (11 pts, 10 rebs), at Wichita State (2/20/22) (W, 76-74 2OT)  
**Opp:** Grant Nelson (13 pts, 10 rebs), Mouhamed Dioubate (10 pts., 16 rebs), vs. #9/9 Alabama, Players Era Festival (11/26/24) (L, 80-85 OT)

##### Had three players record a double-double

**UH:** J'Wan Roberts (10 pts, 11 rebs), Kiyron Powell (11 pts, 13 rebs), Jamal Shead (20 pts, 11 asts), vs. Our Lady of the Lake (2/6/21) (W, 112-46)  
**Opp:** NA

##### Recorded four straight double-doubles

**UH:** TaShawn Thomas (24 pts, 17 rebs, at George Mason, CBI Quarterfinals; 15 pts., 10 rebs., vs. Texas, CBI First Round, 3/20/13; 15 pts., 11 rebs., vs. UTEP, C-USA Championship Quarterfinals, 3/14/13; 16 pts, 10 rebs., vs. Rice, C-USA Championship First Round, 3/13/13)

##### Recorded three straight double-doubles

**UH:** Devonta Pollard (17 pts, 10 rebs), vs. Houston Baptist (12/16/14) (W, 83-76); (22 pts, 10 rebs), vs. Abilene Christian (12/6/14) (W, 71-59); (10 pts., 10 rebs.), vs. UT Rio Grande Valley (12/4/14) (W, 71-59)

##### Recorded consecutive double-doubles

**UH:** J'Wan Roberts (11 pts, 12 rebs), vs. Northern Kentucky, NCAA Tournament First Round (3/16/23) (W, 63-52) (12 pts, 20 rebs.), vs. Memphis, The American Championship Title Game (3/12/23) (L, 65-75)

### Points Scored

#### Scored 60+ points

**UH:** 62, Elvin Hayes, vs. Valparaiso (2/24/68) (W, 158-81)  
**Opp:** Has not happened

#### Scored 55+ points

**UH:** 62, Elvin Hayes, vs. Valparaiso (2/24/68) (W, 158-81)  
**Opp:** Has not happened

#### Scored 50+ points

**UH:** 52, Robert McKiver, vs. Southern Miss (2/27/08)  
**Opp:** 50, Ron Schlieman, North Dakota State (12/7/67)

#### Scored 45+ points

**UH:** 52, Robert McKiver, vs. Southern Miss (2/27/08)  
**Opp:** 50, Ron Schlieman, vs. North Dakota State (12/7/67)

#### Scored 40+ points

**UH:** 52, Robert McKiver, vs. Southern Miss (2/27/08)  
**Opp:** 42, Russ Smith, #5/5 Louisville, American Championship Semifinals (3/14/14) (L, 65-94)

#### Scored 35+ points

**UH:** 39, Rob Gray, vs. San Diego State, NCAA Tournament First Round, (3/16/18) (W, 67-65)  
**Opp:** 42, Russ Smith, #5/5 Louisville, American Championship Semifinals (3/14/14) (L, 65-94)

#### Scored 30+ points

**UH:** 30, LJ Cryer, vs. #9/9 Alabama, Players Era Festival (11/26/24) (L, 80-85 OT)  
**Opp:** 34, Wade Taylor IV, vs. rv/rv Texas A&M, The Halal Guys Showcase (12/16/23) (W, 70-66)

#### Scored 25+ points

**UH:** 30, LJ Cryer, vs. #9/9 Alabama, Players Era Festival (11/26/24) (L, 80-85 OT)  
**Opp:** 27, Tyrece Radford, vs. (9) Texas A&M, NCAA Tournament South Region Round of 32, (3/24/24) (W, 100-95, OT)

#### Scored 20+ points

**UH:** 20, J'Wan Roberts, at Oklahoma State (12/30/24) (W, 60-47)  
**Opp:** 22, Tae Davis, vs. Notre Dame, Players Era Festival (11/27/24) (W, 65-54)

#### Scored 20+ points in first half

**UH:** 20, Fabian White Jr., vs. Cincinnati (3/1/22) (W, 71-53)  
**Opp:** 20, Kendrick Davis, vs. Memphis, The American Championship Title Game (3/12/23) (L, 65-75)

### 30-Point Game Streaks

#### Scored 30+ points in 3+ straight games

**UH:** 3, Aubrey Coleman (37, vs. Marshall, 1/30/10; 32, at Memphis, 1/23/10; 30, vs. UCF, 1/20/10)

#### Scored 30+ points in 2+ straight games

**UH:** 2, Damyeon Dotson, 32, at Tulane (2/8/17) (W, 91-62); 31, vs. UCF (2/1/17) (W, 82-64)

### 20-Point Game Streaks

#### Scored 20+ points in 8+ straight games

**UH:** 11, Aubrey Coleman 29, at WKU (2/9/10) (W, 74-72) 22, vs. Southern Miss (2/6/10) (L, 55-57) 23, at UTEP (2/3/10) (L, 58-65) 37, vs. Marshall (1/30/10) (W, 81-66) 32, at Memphis (1/23/10) (L, 77-92) 30, vs. UCF (1/20/10) (L, 71-78) 25, at East Carolina (1/16/10) (W, 74-55) 22, vs. UTEP (1/13/10) (W, 75-65) 25, vs. Tulsa (1/9/10) (L, 80-86) 22, at Rice (1/6/10) (W, 83-66) 28, at Iowa State (1/3/10) (L, 75-82, 20T)

#### Scored 20+ points in 7+ straight games

**UH:** 11, Aubrey Coleman 29, at WKU (2/9/10) (W, 74-72) 22, vs. Southern Miss (2/6/10) (L, 55-57) 23, at UTEP (2/3/10) (L, 58-65) 37, vs. Marshall (1/30/10) (L, 80-66) 32, at Memphis (1/23/10) (L, 77-92) 30, vs. UCF (1/20/10) (L, 71-78) 25, at East Carolina (1/16/10) (W, 74-55) 22, vs. UTEP (1/13/10) (W, 75-65) 25, vs. Tulsa (1/9/10) (L, 80-86) 22, at Rice (1/6/10) (W, 83-66) 28, at Iowa State (1/3/10) (L, 75-82, 20T)

#### Scored 20+ points in 6+ straight games

**UH:** 6, Marcus Sasser 22, vs. Wichita State (3/2/23) (W, 83-66) 22, at East Carolina (2/25/23) (W, 76-57) 22, vs. Tulane (2/22/23) (W, 89-59) 20, vs. Memphis (2/19/23) (W, 72-64) 20, at SMU (2/16/23) (W, 80-65) 25, vs. Tulsa (2/8/23) (W, 80-42)

#### Scored 20+ points in 5+ straight games

**UH:** 6, Marcus Sasser 22, vs. Wichita State (3/2/23) (W, 83-66) 22, at East Carolina (2/25/23) (W, 76-57) 22, vs. Tulane (2/22/23) (W, 89-59) 20, vs. Memphis (2/19/23) (W, 72-64) 20, at SMU (2/16/23) (W, 80-65) 25, vs. Tulsa (2/8/23) (W, 80-42)

#### Scored 20+ points in 4+ straight games

**UH:** 5, Marcus Sasser 22, at East Carolina (2/25/23) (W, 76-57) 22, vs. Tulane (2/22/23) (W, 89-59) 20, vs. Memphis (2/19/23) (W, 72-64) 20, at SMU (2/16/23) (W, 80-65) 25, vs. Tulsa (2/8/23) (W, 80-42)

#### Scored 20+ points in 3+ straight games

**UH:** 3, LJ Cryer 20, vs. Troy (12/10/24) (W, 62-42) 20, vs. Butler, Big 12-Big East Battle (12/7/24) (W, 79-51) 21, vs. San Diego State, Players Era Festival (11/30/24) (L, 70-73 OT)

#### Scored 20+ points in 2+ straight games

**UH:** 3, LJ Cryer 20, vs. Troy (12/10/24) (W, 62-42) 20, vs. Butler, Big 12-Big East Battle (12/7/24) (W, 79-51) 21, vs. San Diego State, Players Era Festival (11/30/24) (L, 70-73 OT)



## THE LAST TIME...

### Double-Digit Scorers

#### Had 7+ players score in double digits

**UH:** Lamar Roberson (25), Oliver Lafayette (19), Jahmar Thorpe (15), Ramon Dyer (14), Corey Bloom (13), Sergio de Randamie (11), Tristan Martin (10), vs. Florida Tech (11/22/05) (W, 131-62)

**Opp:** NA

#### Had 6+ players score in double digits

**UH:** Quentin Grimes (18), Tramon Mark (15), Marcus Sasser (14), Fabian White Jr. (12), Justin Gorham (10), Brison Gresham (10), vs. Cleveland State, NCAA Tournament First Round (3/19/21) (W, 87-56)

**Opp:** Julian Washburn (20), Jacques Streeter (13), Konner Tucker (12), McKenzie Moore (11), Cedrick Lang (10), Jalen Ragland, vs. UTEP, C-USA Championship Quarterfinals (3/14/13) (L, 69-80)

#### Had 5+ players score in double digits

**UH:** Terrance Arceneaux (16), Joseph Tugler (13), Emanuel Sharp (13), Milos Uzan (10), Mylik Wilson (10), vs. Toledo (12/18/24) (W, 78-49)

**Opp:** Mark Sears (24), Aden Holloway (14), Grant Nelson (13), Latrell Wrightsell Jr. (12), Mouhamed Dioubate (10), vs. #9/9 Alabama, Players Era Festival (11/26/24) (L, 80-85 OT)

#### Had 0 players score in double digits

**UH:** NA  
**Opp:** vs. Louisiana (11/13/24) (W, 91-45)

### 20-Point Scorers

#### Had 2+ 20-point scorers

**UH:** Emanuel Sharp (23), LJ Cryer (21), vs. San Diego State, Players Era Festival (11/30/24) (L, 70-73 OT)

**Opp:** Tahaad Pettiford (21), Johni Broome (20), vs. #11/11 Auburn, Mattress Firm Battleground 2k24 (11/9/24) (L, 69-74)

#### Had 3+ 20-point scorers

**UH:** Emanuel Sharp (30), LJ Cryer (21), Jamal Shead (20), vs. (9) Texas A&M, NCAA Tournament South Region Round of 32, (3/24/24) (W, 100-95, OT)

**Opp:** Ricky Tarrant (27), Kendall Timmons (22), Josh Davis (21), vs. Tulane (2/9/13) (L, 85-88)

### Field Goals Made

#### Made 15+ field goals

**UH:** 16, Aubrey Coleman, at Marshall (2/18/09) (L, 83-88)

**Opp:** 15, Craig Brackins, at Iowa State (12/28/08) (L, 67-71)

#### Made 10-14 field goals

**UH:** 10, J'Wan Roberts, at rv/rv Oklahoma (3/2/24) (W, 87-85)

**Opp:** 10, Johni Broome, vs. #11/11 Auburn, Mattress Firm Battleground 2k24 (11/9/24) (L, 69-74)

### Field Goal Attempts

#### Attempted 30+ field goals

**UH:** 31, Aubrey Coleman, vs. Mississippi State (12/19/09)

**Opp:** NA

#### Attempted 25-29 field goals

**UH:** 26, LJ Cryer, vs. #9/9 Alabama, Players Era Festival (11/26/24) (L, 80-85 OT)

**Opp:** 26, Wade Taylor IV, vs. (9) Texas A&M, NCAA Tournament South Region Round of 32, (3/24/24) (W, 100-95, OT)

#### Attempted 20-24 field goals

**UH:** 20, LJ Cryer, at #8/9 Kansas (2/3/24) (L, 65-78)

**Opp:** 22, Tyrece Radford, vs. (9) Texas A&M, NCAA Tournament South Region Round of 32, (3/24/24) (W, 100-95, OT)

#### Attempted 15-19 field goals

**UH:** 15, LJ Cryer, at Oklahoma State (12/30/24) (W, 60-47)

**Opp:** 16, Noah Reynolds, vs. TCU (1/6/25) (W, 65-46)

### Rebounds

#### Recorded 30+ rebounds

**UH:** 37, Elvin Hayes, vs. Centenary (2/10/68)

**Opp:** Has not happened

#### Recorded 25+ rebounds

**UH:** 25, Hakeem Olajuwon, vs. Texas Tech (1/12/84)

**Opp:** 26, by Tom Owens, South Carolina (2/22/71)

#### Recorded 20+ rebounds

**UH:** 20, J'Wan Roberts, vs. Memphis, The American Championship Title Game (3/12/23) (L, 65-75)

**Opp:** 20, Adrick McKinney, at TCU (12/4/12) (W, 54-48)

#### Recorded 15+ rebounds

**UH:** 20, J'Wan Roberts, vs. Memphis, The American Championship Title Game (3/12/23) (L, 65-75)

**Opp:** 16, Mouhamed Dioubate, vs. #9/9 Alabama, Players Era Festival (11/26/24) (L, 80-85 OT)

#### Recorded 10+ rebounds

**UH:** 11, J'Wan Roberts, at Oklahoma State (12/30/24) (W, 60-47)

**Opp:** 16, Mouhamed Dioubate; 10, Grant Nelson, vs. #9/9 Alabama, Players Era Festival (11/26/24) (L, 80-85 OT)

### Rebounding Streaks

#### Recorded 10+ rebounds in 15+ straight games

**UH:** 15, Hakeem Olajuwon,

**1982-83**

13, vs. Villanova (3/27/83) (W, 89-71)

22, vs. Louisville (4/2/83) (W, 94-81)

18, vs. NC State (4/4/83) (L, 52-54)

**1983-84**

13, vs. NC State (11/19/83) (L, 64-76)

15, Kansas (11/26/83) (W, 91-76)

11, at Mississippi State (11/30/83) (W, 68-62)

18, Biscayne (12/3/83) (W, 69-51)

10, at LSU (12/6/83) (W, 100-91)

13, St. Mary's (Texas) (12/10/83) (W, 71-55)

10, Stetson (12/16/83) (W, 92-71)

17, Princeton (12/17/83) (W, 65-40)

11, Texas Lutheran (12/19/83) (W, 129-65)

13, at UC Santa Barbara (12/21/83) (W, 89-79)

13, vs. Louisville (12/25/83) (W, 76-73)

17, vs. Fresno State (12/26/83) (L, 61-68)

**Recorded 10+ rebounds in 14+ straight games**

**UH:** 15, Hakeem Olajuwon,

**1982-83**

13, vs. Villanova (3/27/83) (W, 89-71)

22, vs. Louisville (4/2/83) (W, 94-81)

18, vs. NC State (4/4/83) (L, 52-54)

**1983-84**

13, vs. NC State (11/19/83) (L, 64-76)

15, Kansas (11/26/83) (W, 91-76)

11, at Mississippi State (11/30/83) (W, 68-62)

18, Biscayne (12/3/83) (W, 69-51)

10, at LSU (12/6/83) (W, 100-91)

13, St. Mary's (Texas) (12/10/83) (W, 71-55)

10, Stetson (12/16/83) (W, 92-71)

17, Princeton (12/17/83) (W, 65-40)

11, Texas Lutheran (12/19/83) (W, 129-65)

13, at UC Santa Barbara (12/21/83) (W, 89-79)

13, vs. Louisville (12/25/83) (W, 76-73)

17, vs. Fresno State (12/26/83) (L, 61-68)

#### Recorded 10+ rebounds in 13+ straight games

**UH:** 15, Hakeem Olajuwon,

**1982-83**

13, vs. Villanova (3/27/83) (W, 89-71)

22, vs. Louisville (4/2/83) (W, 94-81)

18, vs. NC State (4/4/83) (L, 52-54)

**1983-84**

13, vs. NC State (11/19/83) (L, 64-76)

15, Kansas (11/26/83) (W, 91-76)

11, at Mississippi State (11/30/83) (W, 68-62)

18, Biscayne (12/3/83) (W, 69-51)

10, at LSU (12/6/83) (W, 100-91)

13, St. Mary's (Texas) (12/10/83) (W, 71-55)

10, Stetson (12/16/83) (W, 92-71)

17, Princeton (12/17/83) (W, 65-40)

11, Texas Lutheran (12/19/83) (W, 129-65)

13, at UC Santa Barbara (12/21/83) (W, 89-79)

13, vs. Louisville (12/25/83) (W, 76-73)

17, vs. Fresno State (12/26/83) (L, 61-68)

#### Recorded 10+ rebounds in 12+ straight games

**UH:** 15, Hakeem Olajuwon,

**1982-83**

13, vs. Villanova (3/27/83) (W, 89-71)

22, vs. Louisville (4/2/83) (W, 94-81)

18, vs. NC State (4/4/83) (L, 52-54)

**1983-84**

13, vs. NC State (11/19/83) (L, 64-76)

15, Kansas (11/26/83) (W, 91-76)

11, at Mississippi State (11/30/83) (W, 68-62)

18, Biscayne (12/3/83) (W, 69-51)

10, at LSU (12/6/83) (W, 100-91)

13, St. Mary's (Texas) (12/10/83) (W, 71-55)

10, Stetson (12/16/83) (W, 92-71)

17, Princeton (12/17/83) (W, 65-40)

11, Texas Lutheran (12/19/83) (W, 129-65)

13, at UC Santa Barbara (12/21/83) (W, 89-79)

13, vs. Louisville (12/25/83) (W, 76-73)

17, vs. Fresno State (12/26/83) (L, 61-68)

#### Recorded 10+ rebounds in 11+ straight games

**UH:** 15, Hakeem Olajuwon,

**1982-83**

13, vs. Villanova (3/27/83) (W, 89-71)

22, vs. Louisville (4/2/83) (W, 94-81)

18, vs. NC State (4/4/83) (L, 52-54)

**1983-84**

13, vs. NC State (11/19/83) (L, 64-76)

15, Kansas (11/26/83) (W, 91-76)

11, at Mississippi State (11/30/83) (W, 68-62)

18, Biscayne (12/3/83) (W, 69-51)

10, at LSU (12/6/83) (W, 100-91)

13, St. Mary's (Texas) (12/10/83) (W, 71-55)

10, Stetson (12/16/83) (W, 92-71)

17, Princeton (12/17/83) (W, 65-40)

11, Texas Lutheran (12/19/83) (W, 129-65)

13, at UC Santa Barbara (12/21/83) (W, 89-79)

13, vs. Louisville (12/25/83) (W, 76-73)

17, vs. Fresno State (12/26/83) (L, 61-68)

#### Recorded 10+ rebounds in 10+ straight games

**UH:** 15, Hakeem Olajuwon,

**1982-83**

13, vs. Villanova (3/27/83) (W, 89-71)

22, vs. Louisville (4/2/83) (W, 94-81)

18, vs. NC State (4/4/83) (L, 52-54)

**1983-84**

13, vs. NC State (11/19/83) (L, 64-76)

15, Kansas (11/26/83) (W, 91-76)

11, at Mississippi State (11/30/83) (W, 68-62)

18, Biscayne (12/3/83) (W, 69-51)

10, at LSU (12/6/83) (W, 100-91)

13, St. Mary's (Texas) (12/10/83) (W, 71-55)

10, Stetson (12/16/83) (W, 92-71)

17, Princeton (12/17/83) (W, 65-40)

11, Texas Lutheran (12/19/83) (W, 129-65)

13, at UC Santa Barbara (12/21/83) (W, 89-79)

13, vs. Louisville (12/25/83) (W, 76-73)

17, vs. Fresno State (12/26/83) (L, 61-68)

#### Recorded 10+ rebounds in 9+ straight games

**UH:** 9, Justin Gorham,

11, at ECU (2/3/21) (L, 73-82)

17, vs. SMU (1/31/21) (W, 70-48)

15, at Tulane (1/28/21) (W, 83-60)

10, at Temple (1/23/21) (W, 68-51)

11, vs. Tulsa (1/17/21) (W, 86-59)

10, vs. UCF (1/17/21) (W, 75-58)

11, vs. Tulane (1/9/21) (W, 71-50)

10, vs. Wichita State (1/6/21) (W, 70-63)

19, at rv/rv SMU (1/3/21) (W, 74-60)

#### Recorded 10+ rebounds in 8+ straight games

**UH:** 9, Justin Gorham,

11, at ECU (2/3/21) (L, 73-82)

17, vs. SMU (1/31/21) (W, 70-48)

15, at Tulane (1/28/21) (W, 83-60)

10, at Temple (1/23/21) (W, 68-51)

11, vs. Tulsa (1/17/21) (W, 86-59)

10, vs. UCF (1/17/21) (W, 75-58)

11, vs. Tulane (1/9/21) (W, 71-50)

10, vs. Wichita State (1/6/21) (W, 70-63)

19, at rv/rv SMU (1/3/21) (W, 74-60)

#### Recorded 10+ rebounds in 7+ straight games

**UH:** 9, Justin Gorham,

11, at ECU (2/3/21) (L, 73-82)

17, vs. SMU (1/31/21) (W, 70-48)

15, at Tulane (1/28/21) (W, 83-60)

10, at Temple (1/23

## THE LAST TIME...

### Recorded 10+ rebounds in 5 straight games

**UH:** 9, Justin Gorham, 11, at ECU (2/3/21) (L, 73-82)  
17, vs. SMU (1/31/21) (W, 70-48)  
15, at Tulane (1/28/21) (W, 83-60)  
10, at Temple (1/23/21) (W, 68-51)  
11, vs. Tulsa (1/17/21) (W, 86-59)  
10, vs. UCF (1/17/21) (W, 75-58)  
11, vs. Tulane (1/9/21) (W, 71-50)  
10, vs. Wichita State (1/6/21) (W, 70-63)  
19, at rv/rv SMU (1/3/21) (W, 74-60)

### Recorded 10+ rebounds in 4 straight games

**UH:** 9, Justin Gorham, 11, at ECU (2/3/21) (L, 73-82)  
17, vs. SMU (1/31/21) (W, 70-48)  
15, at Tulane (1/28/21) (W, 83-60)  
10, at Temple (1/23/21) (W, 68-51)  
11, vs. Tulsa (1/17/21) (W, 86-59)  
10, vs. UCF (1/17/21) (W, 75-58)  
11, vs. Tulane (1/9/21) (W, 71-50)  
10, vs. Wichita State (1/6/21) (W, 70-63)  
19, at rv/rv SMU (1/3/21) (W, 74-60)

### Recorded 10+ rebounds in 3 straight games

**UH:** 3, J'Wan Roberts 12, vs. Memphis (2/19/23) (W, 72-64)  
10, at SMU (2/16/23) (W, 80-65)  
12, vs. Tulsa (2/8/23) (W, 80-42)

### Recorded 10+ rebounds in 2 straight games

**UH:** 2, J'Wan Roberts 12, vs. Butler, Big 12-Big East Battle (12/7/24) (W, 79-51)  
12, vs. San Diego State, Players Era Festival Third-Place Game (11/30/24) (W, L, 70-73 (OT))

### Had two players record 10+ rebounds in consecutive games

**UH:** Fabian White (12), Devin Davis (10), vs. UIW (11/25/17) (W, 97-58);  
Nura Zanna (11), Devin Davis (10), vs. Wake Forest, Paradise Jam (11/19/17) (W, 78-73)

### Had two players record 10+ rebounds

**UH:** 10, Jarace Walker, Emanuel Sharp, vs. SMU (1/5/23) (W, 83-57)  
**Opp:** 11, Josh Carlton, 10, Jalen Adams, The American Championship Quarterfinals, vs. UConn (3/15/19) (W, 84-45)

### Had three players record 10+ rebounds

**UH:** Devonta Pollard (13), LeRon Barnes (11);  
Cavon Baker (10), vs. Morgan State (11/22/14) (W, 72-57)  
**Opp:** NA

### Scoring & Rebounding

#### Recorded 30+ pts/10+ rebs.

**UH:** Josh Carlton (30 pts., 11 rebs.), at South Florida (1/5/22) (W, 83-66)  
**Opp:** Steven Pledger (31 pts., 10 rebs.), vs. Oklahoma (12/17/11) (L, 74-79) (played in Little Rock, Ark.)

#### Recorded 20+ pts/20+ rebs.

**UH:** TaShawn Thomas (21 pts., 20 rebs.), vs. Florida A&M (11/9/12)  
**Opp:** Kurt Thomas, TCU (26 pts., 20 rebs.) (3/9/95)

### Recorded 20+ pts/15+ rebs.

**UH:** Nate Hinton (20 pts., 16 rebs.), vs. UCF (1/3/20) (W, 78-63)  
**Opp:** Tyrece Radford (27 pts., 15 rebs.), vs. (9) Texas A&M, NCAA Tournament South Region Round of 32, (3/24/24) (W, 100-95, OT)

### Scoring & Assists

#### Recorded 25+ pts/10+ asts

**UH:** Jamal Shead (29 pts., 10 asts.), vs. #25/25 Texas Tech (1/17/24) (W, 77-54)  
**Opp:** NA

#### Recorded 20+ pts/10+ asts

**UH:** Jamal Shead (21 pts., 10 asts.), vs. (9) Texas A&M, NCAA Tournament South Region Round of 32, (3/24/24) (W, 100-95, OT)  
**Opp:** NA

### 3-Point Field Goals Made

#### Made 10+ 3-pointers

**UH:** 10, Cameron Tyson, vs. Our Lady of the Lake (2/6/21) (W, 112-46)  
**Opp:** 11, by Dennis Scott, Georgia Tech (12/28/88)

#### Made 9+ 3-pointers

**UH:** 9, Cameron Tyson, at Tulane (1/28/21) (W, 83-60)  
**Opp:** 11, by Dennis Scott, Georgia Tech (12/28/88)

#### Made 8+ 3-pointers

**UH:** 8, Quentin Grimes, vs. WKU (2/25/21) (W, 81-57)  
**Opp:** 8, Gabe Madsen, vs. Utah, Shriners Childrens Charleston Classic Semifinals (11/17/23) (W, 76-66)

#### Made 7+ 3-pointers

**UH:** 7, Emanuel Sharp, vs. (9) Texas A&M, NCAA Tournament South Region Round of 32, (3/24/24) (W, 100-95, OT)  
**Opp:** 8, Gabe Madsen, vs. Utah, Shriners Childrens Charleston Classic Semifinals (11/17/23) (W, 76-66)

#### Made 6+ 3-pointers

**UH:** 7, LJ Cryer, vs. Troy (12/10/24) (W, 62-42)  
**Opp:** 8, Gabe Madsen, vs. Utah, Shriners Childrens Charleston Classic Semifinals (11/17/23) (W, 76-66)

### 3-Point Field Goals Attempts

#### Attempted 15+ three-pointers

**UH:** 15, Kyler Edwards, at Tulsa (1/15/22) (W, 66-64)  
**Opp:** 15, Gabe Madsen, vs. Utah, Shriners Childrens Charleston Classic Semifinals (11/17/23) (W, 76-66)

#### Attempted 11+ three-pointers

**UH:** 13, LJ Cryer, vs. San Diego State, Players Era Festival (11/30/24) (L, 70-73 OT)  
**Opp:** 13, Braeden Shrewsbury, vs. Notre Dame, Players Era Festival (11/27/24) (W, 65-54)

#### Attempted 8-10 three-pointers

**UH:** 9, LJ Cryer, Emanuel Sharp, vs. BYU (1/4/25) (W, 86-55)  
**Opp:** 8, Pierre Brooks, vs. Butler, Big 12-Big East Battle (12/7/24) (W, 79-51)

#### Attempted 7 three-pointers

**UH:** 7, Emanuel Sharp, vs. TCU (1/6/25) (W, 65-46)  
**Opp:** 7, Patrick McCaffery, vs. Butler, Big 12-Big East Battle (12/7/24) (W, 79-51)

### Free Throws Made

#### Made 15+ free throws

**UH:** 17, Kelvin Lewis, at UTEP (1/14/09)  
**Opp:** 16, Josh Adams, vs. Wyoming, Global Sports Classic Championship Round (12/22/15) (W, 94-89 2OT)

#### Made 10+ free throws

**UH:** 10, LJ Cryer, vs. #9/9 Alabama, Players Era Festival (11/26/24) (L, 80-85 OT)  
**Opp:** 12, Mark Sears, vs. #9/9 Alabama, Players Era Festival (11/26/24) (L, 80-85 OT)

### Free Throws Attempts

#### Attempted 20+ free throws

**UH:** 20, Alandise Harris, vs. Marshall (2/1/11) (L, 62-63)  
**Opp:** 20, Jerryd Bayless, vs. Arizona (1/12/08) (L, 71-85)

#### Attempted 15+ free throws

**UH:** 15, Quentin Grimes, vs. South Carolina (12/5/20) (W, 77-67)  
**Opp:** 19, Josh Adams, vs. Wyoming, Global Sports Classic Championship Round (12/22/15) (W, 94-89, 2OT)

#### Attempted 10+ free throws

**UH:** 10, LJ Cryer, vs. #9/9 Alabama, Players Era Festival (11/26/24) (L, 80-85 OT)  
**Opp:** 14, Mark Sears, vs. #9/9 Alabama, Players Era Festival (11/26/24) (L, 80-85 OT)

### Assists

#### Recorded 15+ assists

**UH:** 15, Randy Brown, vs. Fordham (3/17/88)  
**Opp:** 17, by Sean Colson, Charlotte (2/8/97)

#### Recorded 10+ assists

**UH:** 10, Milos Uzan, vs. BYU (1/4/24) (W, 97-40)  
**Opp:** 8, Jahvon Quinerly, at #9/9 Alabama (12/11/21) (L, 82-83)

#### Recorded 5+ assists

**UH:** 8, Milos Uzan, vs. BYU (1/4/25) (W, 86-55)  
**Opp:** 6, Nick Boyd, vs. San Diego State, Players Era Festival (11/30/24) (L, 70-73 OT)

### Blocked Shots

#### Recorded 15+ blocks

**UH:** 15, Hakeem Olajuwon, vs. Biscayne (12/3/83)  
**Opp:** Has not happened

#### Recorded 10+ blocks

**UH:** 10, Bo Outlaw, vs. Texas A&M (2/17/93)  
**Opp:** 10, by Gerrick Morris, South Florida (2/21/04)

#### Recorded 8+ blocks

**UH:** 8, Joseph Tugler, vs. #9/9 Alabama, Players Era Festival (11/26/24) (L, 80-85 OT)  
**Opp:** TBA

#### Recorded 5+ blocks

**UH:** 8, Joseph Tugler, vs. #9/9 Alabama, Players Era Festival (11/26/24) (L, 80-85 OT)  
**Opp:** 5, Magoon Gwath, vs. San Diego State, Players Era Festival (11/30/24) (L, 70-73 OT)

### Steals

#### Recorded 10+ steals

**UH:** 11, Clyde Drexler, vs. Syracuse (12/11/82)  
**Opp:** 10, by B.J. Tyler, Texas (1/29/94)

#### Recorded 5+ steals

**UH:** 5, Jamal Shead, vs. (8) TCU, Big 12 Championship Quarterfinals (3/15/24) (W, 60-45)  
**Opp:** 5, BJ Davis, vs. San Diego State, Players Era Festival (11/30/24) (L, 70-73 OT)

### Turnovers

#### Recorded 11+ turnovers

**UH:** NA  
**Opp:** 12, Dawan Robinson, vs. Rhode Island (12/27/05) (W, 67-41)

#### Recorded 10+ turnovers

**UH:** 10, Andre Owens, at UAB (2/22/03) (L, 52-80)  
**Opp:** 10, Jeremy Wise, vs. Southern Miss (2/27/08) (W, 95-67)

#### Recorded 8+ turnovers

**UH:** 9, Jonathon Simmons, vs. Tulsa (1/4/12) (W, 70-69, OT)  
**Opp:** 8, RayJ Dennis, at #11/11 Baylor (2/24/24) (W, 82-76 OT)

#### Recorded 5+ turnovers

**UH:** 5, Jamal Shead, vs. (9) Texas A&M, NCAA Tournament South Region Round of 32, (3/24/24) (W, 100-95, OT)  
**Opp:** 5, Jahmyl Telfort, vs. Butler, Big 12-Big East Battle (12/7/24) (W, 79-51)

### Minutes Played

#### Played every minute (regulation)

**UH:** 40:00, LJ Cryer, at rv/rv Oklahoma (3/2/24) (W, 87-85)  
**Opp:** 40:00, Jared McCain, vs. #13/14 (4) Duke, NCAA Tournament South Region Sweet 16, (3/29/24) (W, 100-95, OT)

#### Two players played every minute (reg.)

**UH:** L.J. Rose, LeRon Barnes, at South Florida (2/17/15) (L, 67-69)  
**Opp:** B.J. Tyson, Shawn Williams, vs. East Carolina (2/25/18) (W, 109-58)

#### Three players played every minute (reg.)

**UH:** 40, Dion Dowell, Richard Young, Robert Lee, vs. Creighton, Outrigger Hotels Rainbow Classic (12/22/06)  
**Opp:** 40, by Brian Graham, Brian Swift, Bradley Mosley, vs. South Florida (2/21/04)

#### Played every minute (OT+)

**UH:** 45, LeRon Barnes, vs. UCF (1/6/15) (L, 78-79, OT)  
**Opp:** 45, Zach Cooks, vs. Hofstra (11/9/21) (W, 83-75 OT)

#### Played every minute (20T+)

**UH:** 50, Rickie Winslow, Alvin Franklin, vs. Texas Tech (2/5/86)  
**Opp:** 50, by Albert Thomas, Michael Strickland, vs. TCU, SWC Tournament (3/14/92)

#### Played every minute (30T+)

**UH:** 60, Clyde Drexler, at TCU (2/17/81)  
**Opp:** 60, by Deckery Johnson, Warren Bridges, Darrell Browder, at TCU (2/17/81)

#### Played every minute (40T+)

**UH:** 60, Clyde Drexler, at TCU (2/17/81)  
**Opp:** 60, by Deckery Johnson, Warren Bridges, Darrell Browder, at TCU (2/17/81)

## THE LAST TIME...

### Technical Fouls

#### Received a technical foul

**UH:** 2, Coach Kelvin Sampson, vs. Oklahoma State (2/6/24) (W, 79-63)

Damian Dunn, at UCF (3/6/24) (W, 67-59)

**Opp:** Texas A&M-Corpus Christi Coach Jim Shaw, vs. Texas A&M-Corpus Christi (12/21/24) (W, 87-51)

Marchelus Avery, at Oklahoma State (12/30/24) (W, 60-47)

### Fouls

#### Fouled out

**UH:** Joseph Tugler, vs. BYU (1/4/25) (W, 86-55)

**Opp:** Zeke Cook, Jeremiah Evans, vs. Louisiana (11/13/24) (W, 91-45)

#### Two players fouled out

**UH:** Milos Uzan, Emanuel Sharp, vs. #9/9 Alabama, Players Era Festival (11/26/24) (L, 80-85 OT)

**Opp:** Zeke Cook, Jeremiah Evans, vs. Louisiana (11/13/24) (W, 91-45)

#### Three players fouled out

**UH:** Ja'Vier Francis, Jamal Shead, LJ Cryer, Emanuel Sharp, vs. (9) Texas A&M, NCAA Tournament South Region Round of 32, (3/24/24) (W, 100-95, OT)

**Opp:** Christian Vital, James Bouknight, Sidney Wilson, vs. UConn (1/23/20) (W, 63-59)

#### Four players fouled out

**UH:** Ja'Vier Francis, Jamal Shead, LJ Cryer, Emanuel Sharp, vs. (9) Texas A&M, NCAA Tournament South Region Round of 32, (3/24/24) (W, 100-95, OT)

**Opp:** NA

### Ejections

#### Was ejected

**UH:** Coach Kelvin Sampson, vs. Oklahoma State (2/6/24) (W, 79-63)

Justin Gorham, at Wichita State (2/18/21) (L, 63-68)

**Opp:** Ken Evans, vs. Jackson State (12/9/23) (W, 89-55)



# #4/4 HOUSTON vs. #13/15 TEXAS A&M Charity Exhibition Game Sunday, Oct. 27, 2022 • Fertitta Center • Houston

# #4/4 HOUSTON 90, JACKSON STATE 47 Monday, Nov. 4, 2024 • Fertitta Center • Houston



Official Basketball Box Score - Final  
Texas A&M at Houston  
10/27/24 Fertitta Center, Houston, Texas  
2024-25 Men's Basketball

Official Basketball Box Score - Final  
Jackson St. at Houston  
11/04/24 Fertitta Center, Houston, Texas  
2024-25 Houston Men's Basketball

Game Time: 7:02 PM  
Game Duration: 1:58  
Attendance: 7,035

Officials: Tony Padia, Brooks Wells, James Ford

Officials: Bret Smith, Tommy Johnson, Roland Simmons

Texas A&M - 64			Record: 0-0														
NO.	Name	Min	FG M-A	3P M-A	FT M-A	Rebounds OR DR TOT	Fouls PF FD	TP	AS	TO	ST	Blocks BS BA	+/-	Shooting By Period			
11	Andersson Garcia	F 23:00	2-2	0-0	2-2	2 4 6	4 2 6	2	2	2	0	0	0	-15	1st	FG% 9-22	40.9%
21	Pharrel Payne	F 25:39	2-6	0-0	0-4	1 2 3	3 4 4	0	1	0	0	2	4	-7	3PT% 3-10	30.0%	
0	Jace Carter	G 30:51	1-5	0-2	2-2	2 2 4	0 3 4	1	1	1	0	2	-19	FT% 7-10	70.0%		
4	Wade Taylor IV	G 26:07	4-8	2-4	8-8	0 2 2	3 5 18	1	6	3	0	1	-20	2nd	FG% 10-23	43.5%	
35	Manny Obaseki	G 28:32	4-12	2-7	4-8	0 1 1	0 4 1	14	1	2	4	0	0	-6	3PT% 2-8	25.0%	
2	Hayden Hefner	12:51	0-1	0-1	1-2	0 0 0	2 1 1	1	0	0	0	0	0	-8	FT% 14-21	66.7%	
10	C.J. Wilcher	11:13	2-4	0-2	0-0	0 1 1	0 0 4	1	0	0	0	1	0	-13	GM	FG% 19-45	42.2%
15	Henry Coleman III	19:50	1-1	0-0	0-0	1 3 4	2 0 2	0	2	0	0	0	0	-7	FT% 5-8	27.8%	
14	Chris McDermott	07:52	1-1	0-0	2-2	3 1 4	1 1 4	1	1	1	1	0	0	0	FT%	21-31	67.7%
3	Rob Dockery	08:54	2-3	1-1	2-3	0 0 0	2 2 7	0	1	0	0	0	0	7	Dead Ball Rebounds: 5		
24	Jaelyn Lee	05:11	0-2	0-1	0-0	0 1 1	0 0 0	0	0	0	1	0	1	10			
Team						1 2 3				0							
Totals			19-45	5-18	21-31	10 19 29	17 22 64	7	16	10	3	9	-15				

Technical Fouls: NONE

Houston - 79		Record: 0-0														
NO.	Name	Min	FG	3P	FT	Rebounds	Fouls	TP	AS	TO	ST	Blocks	BS	BA	+/	
			M-A	M-A	M-A	OR DR TOT	PF FD									
11	Joseph Tugler	F 23:10	0-5	0-0	0-2	8 1 9	2 5 0	1	2	2	2	1	14			
13	J'Wan Roberts	F 26:24	5-7	0-0	0-0	5 3 8	2 3 10	3	0	1	4	0	23			
4	LJ Cryer	G 23:14	6-14	6-12	0-0	1 1 2	3 1 18	3	1	1	0	0	20			
7	Milos Uzan	G 21:36	2-8	1-3	0-0	0 4 4	2 2 5	2	2	0	0	1	16			
21	Emanuel Sharp	G 16:59	3-7	2-5	0-0	0 1 1	1 0 8	0	1	2	0	1	9			
8	Mylik Wilson	16:12	2-3	0-1	1-2	1 2 3	0 1 5	4	1	2	0	0	12			
12	Jacob McFarland	10:05	0-0	0-0	0-0	0 1 1	3 0 0	0	0	0	1	0	5			
23	Terrance Arceneaux	16:33	4-6	2-3	0-1	2 1 3	1 1 10	2	0	2	0	1	13			
3	Ramon Walker Jr.	13:36	2-3	1-2	2-2	1 0 1	0 2 7	2	2	2	2	0	0	-11		
25	Mercy Miller	14:28	5-7	1-2	0-3	0 0 0	2 2 11	1	3	2	0	0	0	-11		
0	Kordellus Jefferson	07:18	1-2	1-2	0-0	0 2 2	0 0 3	2	3	0	1	0	-6			
2	Cedric Lath	06:45	1-1	0-0	0-0	0 0 0	2 0 2	0	0	0	0	1	-4			
24	Chase McCarty	04:30	0-1	0-1	0-0	0 1 1	2 0 0	0	0	0	1	0	-8			
Team						1 4 5		0	0							
Totals			31-64	14-31	3-10	19 21 40	22 17 79	20	15	14	9	3	15			

Technical Fouls: NONE

TAMU		HOU		Points from		TAMU		HOU		Period by Period Scoring			
Biggest lead	0 (1 <sup>st</sup> 20:00)	25 (2 <sup>nd</sup> 5:18)		Turnovers	13	22		1st	2nd	TOT			
Best Scoring Run	8 (2 <sup>nd</sup> 3:36)	8 (1 <sup>st</sup> 18:03)		Paint	22	24		TAMU	28	36	64		
Lead Changes	0			Second Chance	17	10		HOU	38	41	79		
Times Tied	0			Fast Breaks	5	16							
Time with Lead	00:00	39:42		Bench	18	38							

Jackson St. - 40		Record: 0-1														
NO.	Name	Min	FG	3P	FT	Rebounds	Fouls	TP	AS	TO	ST	Blocks	BS	BA	+/	
			M-A	M-A	M-A	OR DR TOT	PF FD									
7	Shannon Grant	F 25:43	3-4	0-0	1-2	2 1 3	4 2 7	1	4	0	0	1	-40			
13	Romelle Mansel	F 33:08	3-8	1-3	0-0	2 4 6	1 0 7	1	2	0	0	0	-49			
2	Jalen Tatum	G 30:04	4-11	1-4	5-7	0 2 2	1 5 14	3	4	0	0	0	-32			
5	Keivone Hunt	G 10:41	0-3	0-1	0-0	0 0 0	0 0 1	0	0	1	0	0	-23			
20	Juan Reyna III	G 26:29	1-6	1-6	2-2	1 2 3	2 3 5	2	0	1	0	0	-34			
1	Dorian McMillian	14:04	1-2	1-2	0-0	0 0 2	1 0 3	0	4	0	0	0	-24			
3	Jayme Mitchell Jr.	16:52	0-4	0-4	1-2	0 0 0	1 1 1	0	3	0	1	0	-20			
0	Tamirion Hoover	04:42	0-3	0-2	0-0	0 1 1	0 0 0	0	0	0	0	0	-10			
14	Dylan Canoville	12:49	1-3	0-0	1-2	1 1 2	1 1 1	0	1	1	1	1	-18			
21	Marcus Watson Jr.	25:28	0-3	0-1	0-0	1 3 4	3 0 0	1	1	1	0	2	-35			
Team						1 1 2		0	1							
Totals			13-47	4-23	10-15	8 17 25	14 13 40	8	21	3	3	6	-57			

Technical Fouls: Coach 1<sup>st</sup> 13:30

Houston - 97		Record: 1-0														
NO.	Name	Min	FG	3P	FT	Rebounds	Fouls	TP	AS	TO	ST	Blocks	BS	BA	+/	
			M-A	M-A	M-A	OR DR TOT	PF FD									
11	Joseph Tugler	F 25:27	2-4	1-1	0-0	3 4 7	2 5 5	1	1	1	3	0	47			
13	J'Wan Roberts	F 19:47	6-8	0-0	2-2	4 4 6	2 1 14	1	2	3	1	0	35			
4	LJ Cryer	G 18:50	4-8	4-6	4-4	0 1 1	0 1 6	3	0	0	0	0	1	35		
7	Milos Uzan	G 25:38	3-6	2-4	0-0	0 7 7	1 2 8	10	2	4	1	1	35			
21	Emanuel Sharp	G 18:14	3-7	1-2	0-0	1 0 1	2 2 7	0	1	0	0	0	30			
23	Terrance Arceneaux	16:48	3-7	1-1	0-0	0 1 1	0 1 7	0	1	0	0	0	22			
3	Ramon Walker Jr.	18:34	4-6	1-2	1-1	0 4 4	0 1 10	0	0	0	0	0	14			
8	Mylik Wilson	20:50	7-9	1-1	0-0	1 2 3	1 1 15	3	0	2	0	0	16			
2	Cedric Lath	16:12	2-3	0-0	0-0	0 3 3	2 1 4	0	1	1	1	0	18			
25	Mercy Miller	14:03	3-6	1-2	0-0	1 1 2	0 0 7	1	1	1	0	1	19			
0	Kordellus Jefferson	05:37	2-3	0-1	0-0	0 2 2	2 0 4	0	0	0	0	0	9			
Team						0 2 2		0	0							
Totals			39-67	12-20	7-7	11 28 39	13 14 97	19	12	6	3	57				

Technical Fouls: NONE

JSU		HOU		Points from		JSU		HOU		Period by Period Scoring			
Biggest lead	0 (1 <sup>st</sup> 20:00)	58 (2 <sup>nd</sup> 1:41)		Turnovers	4	35		1st	2nd	TOT			
Best Scoring Run	3 (1 <sup>st</sup> 11:03)	17 (1 <sup>st</sup> 3:36)		Paint	14	42		JSU	13	27	40		
Lead Changes	0			Second Chance	2	13		HOU	52	45	97		
Times Tied	0			Fast Breaks	0	15							
Time with Lead	00:00	39:10		Bench	7	47							

# #4/4 HOUSTON 74, #11/11 AUBURN 69 Mattress Firm Battleground 2k24 Saturday, Nov. 9, 2024 • Toyota Center • Houston

# #8/10 HOUSTON 91, LOUISIANA 45 Wednesday, Nov. 13, 2024 • Fertitta Center • Houston



Official Basketball Box Score - Final  
Auburn at Houston  
11/09/24 Toyota Center, Houston, Texas  
2024-25 Men's Basketball

Official Basketball Box Score - Final  
Louisiana at Houston  
11/13/24 Fertitta Center, Houston, Texas  
2024-25 Men's Basketball


Game Time: 7:02 PM  
Game Duration: 2:04  
Attendance: 7,035

Officials: Terry Oglesby, Greg Nixon, Michael Greenstein

Officials: Kipp Kissinger, Brooks Wells, Doug Simmons

Auburn - 74		Record: 2-0														
NO.	Name	Min	FG M-A	3P M-A	FT M-A	Rebounds OR DR TOT	Fouls PF FD	TP	AS	TO	ST	Blocks BS BA	+/	Shooting By Period		
10	Chad Baker-Mazara	F 18:17	2-3	1-2	2-2	0 2 2	4 1	7	2	2	1	0 0 3	1st FG% 11-23	47.8%		
4	Johni Broome	C 33:15	10-15	0-4	0-4	4 5 9	4 8	20	3	4	2	5 1 4	3PT% 3-13	23.1%		
44	Dylan Cardwell	C 16:10	1-1	0-0	0-0	0 1 1	1 0	2	0	0	1	0 0 2	FT% 3-7	42.9%		
1	JP Pegues	G 14:14	0-2	0-1	2-2	0 0 0	0 1	2	0	0	1	0 1 -6	2nd FG% 16-28	57.1%		
2	Denver Jones	G 27:05	1-3	0-2	2-2	1 0 1	0 4	4	3	1	1	0 1 10	3PT% 4-10	40.0%		
13	Miles Kelly	21:13	2-7	1-5	0-0	1 1 2	4 1	5	0	1	0	0 0 -4	FT% 10-12	83.3%		
31	Chanev Johnson	30:35	3-6	0-1	5-7	2 8 10	3 4	11	3	3	0	1 0 2	GM FG% 27-51	52.9%		
0	Tahadd Pettiford	23:37	7-12	5-8	2-2	1 2 3	3 1	21	3	0	0	0 0 13	3PT% 7-23	30.4%		
5	Chris Moore	15:34	1-2	0-0	0-0	0 0 0	2 0	2	0	0	0	1 0 1	FT% 13-19	68.4%		
						2 3 5		0	1				Defeat Ball Rebounds: 1, 1			
Totals			27-51	7-23	13-19	11 22 33	21 20	74	14	12	6	7 3 5				

# #7/7 HOUSTON 80, rv/- HOFSTRA 44 Friday, Nov. 22, 2024 • Fertitta Center • Houston



Official Basketball Box Score - Final

Hofstra at Houston

11/22/24 Fertitta Center, Houston, Texas

2024-25 Men's Basketball

Game Time: 7:02 PM

Game Duration: 1:42

Attendance: 7,035

Hofstra - 44

Record: 4-2

Shooting By Period

1st FG: 7-23 30.4%

3PT: 4-13 30.8%

FT: 0-0 0%

2nd FG: 9-29 31.0%

3PT: 4-12 33.3%

FT: 4-5 80%

GM FG: 16-52 30.8%

3PT: 8-25 32.0%

FT: 4-5 80.0%

Dead Ball Rebounds: 1:0

NO.	Name	Min	FG	3P	FT	Rebounds	Fouls	TP	AS	TO	ST	Blocks	BS	BA	+/-		
			M.A.	M.A.	M.A.	OR	DR	FF	PF								
12	Michael Graham	C 15:24	2-3	0-0	0-0	1	3	4	3	0	4	0	0	0	0	-4	
1	TJ Gadsden	C 27:36	1-3	1-2	1-2	0	4	4	0	1	4	0	1	0	0	-29	
2	Jaqun Sanders	C 21:55	3-9	2-6	0-0	1	1	1	4	1	8	0	2	0	0	-19	
5	Cruz Davis	G 33:22	6-12	3-6	3-3	0	1	1	2	4	18	4	3	0	1	-35	
7	Jean Aranguren	G 24:52	0-5	0-3	0-0	0	3	3	1	1	0	1	4	2	0	-24	
33	Silas Sunday	20:13	0-2	0-0	0-0	2	3	5	3	2	0	0	3	0	1	-39	
0	KJ'An Robinson	25:10	3-10	1-3	0-0	0	3	3	0	1	7	1	1	0	0	-31	
25	Gurman Plotnikov	12:24	0-2	0-0	0-0	0	2	2	2	1	0	1	0	0	0	-7	
4	Joshua DeCady	04:23	0-1	0-0	0-0	0	1	1	0	0	0	0	0	0	0	1	
3	Khalil Farmer	11:16	1-4	1-3	0-0	0	1	1	0	0	3	0	0	0	1	-5	
24	Eric Parnell	03:25	0-1	0-0	0-0	1	1	2	0	1	0	0	0	1	0	6	
Team						3		2		5		0		1			
Totals			16-52	8-25	4-5	7	25	32	15	12	44	7	15	3	0	6	-36

Technical Fouls: NONE

Houston - 80			Record: 3-1													
NO.	Name	Min	FG	3P	FT	Rebounds	Fouls	TP	AS	TO	ST	Blocks	BS	BA	+/	
			MA	MA	MA	OR	DR	FF	FD				BS	BA		
5	Ja'Vier Francis	F 14:45	2-5	0-0	0-0	2	1	3	0	4	0	0	1	1	7	
13	J'Wan Roberts	F 16:46	1-6	0-0	2-3	1	2	3	1	3	4	0	0	1	12	
4	LJ Cryer	G 26:55	3-10	2-8	0-0	0	3	3	1	2	8	3	0	3	27	
7	Milos Uzan	G 21:32	1-5	0-2	2-2	1	4	5	0	1	4	6	2	0	17	
21	Emanuel Sharp	G 19:30	5-6	5-5	1-2	1	1	4	1	16	2	0	2	0	15	
11	Joseph Tugler	16:48	6-6	2-2	3-5	3	1	4	1	3	17	4	0	0	31	
23	Terrance Arceneaux	23:26	5-7	0-0	2-2	1	2	3	1	2	12	1	0	4	37	
25	Mercy Miller	22:45	2-8	0-3	0-2	1	8	9	2	3	4	2	0	0	29	
3	Ramon Walker Jr.	14:35	1-2	1-1	0-0	0	3	3	1	0	3	0	1	1	10	
8	Mylik Wilson	11:04	2-3	2-2	0-0	0	1	1	0	6	2	0	0	0	3	
2	Cedric Lath	08:27	1-3	0-0	0-0	0	0	0	0	2	0	0	0	1	-2	
0	Kordellus Jefferson	03:25	0-1	0-1	0-0	0	0	0	0	0	0	1	0	1	-6	
Team						0		3		0		0				
Totals			29-62	12-24	10-16	10	29	39	12	15	80	20	4	10	6	36
<div><div>Shooting By Period</div><div><div>1st FG%: 18-35 51.4%</div><div>3PT%: 6-13 46.2%</div><div>FT%: 6-7 85.7%</div><div>2nd FG%: 11-27 40.7%</div><div>3PT%: 6-11 54.5%</div><div>FT%: 4-9 44.4%</div><div>3rd FG%: 29-62 46.8%</div><div>3PT%: 12-24 50.0%</div><div>FT%: 10-16 62.5%</div></div></div> <div>Dead Ball Rebounds: 4.0</div>																


Technical Fouls: NONE

	HOF	HOU
Biggest lead	0 (1 <sup>st</sup> 20:00)	44 (2 <sup>nd</sup> 4:20)
Best Scoring Run	8 (2 <sup>nd</sup> 0:17)	19 (1 <sup>st</sup> 0:32)
Lead Changes	0	0
Times Tied	0	0
Time with Lead	00:00	39:43

Points from Turnovers	HOF	HOU
Paint	14	26
Second Chance	6	13
Fast Breaks	0	7
Bench	10	44

Period by Period Scoring	1st	2nd	TOT
HOF	18	26	44
HOU	48	32	80

# #9/9 ALABAMA 85, #6/7 HOUSTON 80 (OT) Players Era Festival • First Day Tuesday, Nov. 26, 204 • MGM Grand Garden Arena • Las Vegas



Official Basketball Box Score - Final

Alabama at Houston

11/26/24 MGM Grand Garden Arena, Las Vegas

2024-25 Men's Basketball

Game Time: 5:00 PM

Game Duration: 2:44

Attendance: 7,602

Alabama - 85

Record: 5-1

1<sup>st</sup> FG%

11-34 32.4%

2<sup>nd</sup> FG%

9-20 45.0%

3<sup>rd</sup> FG%

11-34 32.4%

OT FG%

2-6 33.3%

FT%

24-30 80%

GM FG%

22-60 36.7%

3PT%

11-30 36.7%

FT

30-41 73.2%

Dead Ball Rebounds: 6, 2

Officials: Brian O'Connell, Pat Adams, Chuck La...

Technical Fouls: NONE

Houston - 80															Record: 3-2															Team Totals														
NO.	Name	Min	FG		3P	FT	Rebounds		Fouls		TP	AS	TO	ST	Blocks		BS	BA	+/-	Shooting By Period																								
			M	A			M	A	OR	DR					FF	FD				SS	BS	1st	FG	3P	FT																			
5	Ja'Vier Francis	F 12:18	0-1	0-0	2-3	1	1	2	4	2	0	2	2	2	0	0	0	0	0	1st FG	12-29	41.4%																						
13	J'Wan Roberts	F 37:57	3-4	0-0	5-7	1	0	1	4	4	11	0	2	0	2	0	-7	0	3PT%	3-9	33.3%																							
4	LJ Cryer	G 42:16	9-26	2-8	10-10	0	0	0	1	5	30	2	1	3	0	2	-8	0	FT%	9-12	75%																							
7	Milos Uzan	G 11:51	2-5	1-1	0-0	1	0	1	5	0	5	1	2	0	0	0	4	0	2nd FG	11-26	42.3%																							
21	Emanuel Sharp	G 29:40	3-11	2-6	6-8	0	6	6	5	6	14	1	1	1	0	1	2	0	3PT%	3-6	50.0%																							
11	Joseph Tugler	30:58	1-5	0-2	0-1	2	6	8	4	4	2	2	2	0	8	1	2	0	FT%	17-21	81%																							
3	Ramon Walker Jr.	07:08	0-0	0-0	0-0	2	1	3	1	0	0	0	0	0	0	0	0	0	OTFG	1-10	10%																							
23	Terrance Arceneaux	20:52	2-3	0-0	1-2	1	2	3	2	3	5	1	2	0	0	0	-2	0	FT%	0-4	0%																							
25	Mercy Miller	08:25	1-1	0-0	2-2	0	0	0	2	1	4	0	0	0	0	0	-10	0	GM FG	24-65	36.9%																							
8	Mylik Wilson	23:35	3-9	1-2	0-0	1	4	5	2	0	7	1	1	0	2	-8	0	FT%	6-19	31.6%																								
Team						7			3			10			0			FT%			26-33	78.8%																						
Totals			24-65			6-19			26-33			16			23			39			30			25			80			8			12			10			6			-5		
Dead Ball Rebounds: 2																																												


Technical Fouls: NONE

	ALA	HOU
Biggest lead	8 (2 <sup>nd</sup> 8:53)	7 (1 <sup>st</sup> 9:23)
Best Scoring Run	8 (1 <sup>st</sup> 6:10)	10 (2 <sup>nd</sup> 4:28)
Lead Changes	13	13
Times Tied	10	10
Time with Lead	17:43	20:39

Points from Turnovers	ALA	HOU
Paint	10	18
Second Chance	15	13
Fast Breaks	3	5
Bench	31	18

Period by Period Scoring	1st	2nd	OT1	TOT
ALA	34	44	7	85
HOU	36	42	2	80

# #6/7 HOUSTON 65, NOTRE DAME 54 Players Era Festival • Second Day Wednesday, Nov. 27, 204 • MGM Grand Garden Arena • Las Vegas



Official Basketball Box Score - Final

Houston at Notre Dame

11/27/24 MGM Grand Garden Arena, Las Vegas

2024-25 Men's Basketball

Game Time: 9:30 PM

Game Duration: 1:51

Houston - 65

Record: 4-2

Officials: James Breeding, Brian O'Connell, Lucas Santos

NO.	Name	Min	FG	3P	FT	Rebounds	Fouls	TP	AS	TO	ST	Blocks	BS	BA	+/-	
			M-A	M-A	M-A	OR	DR					PF				FB
5	Ja'Vier Francis	F 10:37	2-3	0-0	0-0	2 2 2	3	0	4	0	0	0	1	0	-5	
13	J'Wan Roberts	F 34:09	4-8	0-0	1-3	3 5 8	2	4	9	2	1	0	1	0	10	
4	LJ Cryer	G 36:44	2-11	0-6	2-2	0 2 2	1	2	6	1	1	1	0	0	7	
7	Milos Uzan	G 37:26	4-11	2-5	0-0	0 3 3	0	1	10	9	1	1	0	0	10	
21	Emanuel Sharp	G 34:08	6-13	3-9	2-2	1 3 4	3	3	17	4	1	0	0	0	8	
11	Joseph Tugler	10:54	3-5	0-0	0-2	0 3 3	4	2	6	1	1	1	0	0	7	
23	Terrance Arceneaux	22:46	6-7	1-2	0-0	1 2 3	0	0	13	2	0	1	0	0	18	
3	Ramon Walker Jr.	04:35	0-0	0-0	0-0	0 0 0	0	0	0	0	0	0	0	0	2	
8	Mylik Wilson	05:54	0-2	0-1	0-0	1 0 1	2	0	0	0	1	0	0	0	0	
2	Cedric Lath	02:47	0-0	0-0	0-0	0 0 0	1	0	0	0	0	0	0	0	-2	
Team						2 4 6		0		0						
Totals			27-60	6-23	5-9	8 24 32	16 12 65	19	5	5	2	0	11			

Shooting By Period

1<sup>st</sup> FG%

17-29 49.6%

3PT%

4-9 44.4%

FT%

1-2 50%

2<sup>nd</sup> FG%

10-31 32.3%

3PT%

2-14 14.3%

FT%

4-7 57.1%

GM FG%

27-60 45.0%

3PT%

6-23 26.1%

FT%

5-9 55.6%

Dead Ball Rebounds: 2-0

Technical Review

Technical Fouls: NONE

Notre Dame - 54															
Record: 4-3															
NO.	Name	Min	FG	3P	FT	Rebounds	Fouls	TP	AS	TO	ST	Blocks	BS	BA	
7	Tae Davis	F 37:15	9-15	1-2	3-5	2 6 8	2	4	22	4	4	0	0	0	
14	Kebba Nije	F 34:32	1-4	0-0	3-4	3 3 6	3	3	5	0	0	0	0	1	
2	Logan Innes	G 28:40	1-2	0-1	1-2	0 5 5	2	2	3	2	1	0	0	0	
11	Braden Shrewsbury	G 35:40	6-18	4-13	0-0	0 1 1	0	2	16	2	0	0	0	0	
41	Matt Allocco	G 38:20	2-7	2-5	2-2	0 5 5	1	4	8	4	1	0	0	0	
1	Julian Roper II	14:45	0-1	0-0	0-0	1 2 3	1	0	0	1	1	0	0	1	
20	Joel Konarsky	05:42	0-0	0-0	0-0	0 0 0	0	0	0	0	0	0	0	0	
21	Burke Chubbaur	03:57	0-0	0-0	0-0	1 1 1	2	0	0	1	0	0	0	0	
25	Nikita Konstantynovsky	01:07	0-0	0-0	0-0	0 0 0	1	1	0	0	1	0	0	0	
						1	3	4	0	2					
Team						19	49	7-21	9-14	7	24	12	16	54	12
Totals						19	49	7-21	9-14	7	24	12	16	54	12

Shooting By Period

1<sup>st</sup> FG

10-20

50.0%

3PT%

4-9

44.4%

FT%

7-10

70.0%

2<sup>nd</sup> FG

9-29

31.0%

3PT%

1-12

8.3%

FT%

2-4

50.0%

GM FG%

19-49

38.8%

3PT%

7-21

33.3%

FT%

9-14

64.3%

Dead Ball Rebounds: 4

#17/18 HOUSTON 79, BUTLER 51  
Big 12-Big East Battle  
Saturday, Dec. 7, 2024 • Fertitta Center • HoustonOfficial Basketball Box Score - Final  
Butler at Houston  
12/07/24 Fertitta Center, Houston, Texas  
2024-25 Men's BasketballGame Time: 4:31 PM  
Game Duration: 1:52  
Attendance: 7,035

Officials: Lamar Simpson, Ray Nall, Marques Pettigrew

Butler - 51

Record: 7-2

NO.	Name	Min	FG	3P	FT	Rebounds	Fouls	TP	AS	TO	ST	Blocks	BS	BA	+/-
			M-A	M-A	M-A	OR DR TOT	PF FD								
0	Augusto Cassia	18:17	3-4	2-3	3-3	1 2 3	2 2	11	1	0	0	0	0	-10	
11	Jahmyl Telfort	F 29:25	1-5	1-3	1-2	1 1 2	3 1	4	3	5	0	0	0	-28	
21	Pierre Brooks	F 31:23	2-10	0-8	2-2	0 1 1	2 1	6	1	1	1	0	0	-22	
22	Patrick McCaffery	F 34:24	4-11	3-7	0-0	1 3 4	0 1	11	1	1	0	0	0	-22	
13	Finley Bizjack	G 26:23	1-4	1-2	1-2	0 0 0	1 2	4	0	1	1	0	0	-15	
23	Andre Screen	11:48	0-3	0-0	3-4	2 1 3	3 3	3	1	2	1	1	3	-10	
12	Koby King	19:49	0-3	0-2	2-4	1 5 6	0 4	2	2	1	0	0	0	-15	
14	Landon Moore	17:57	1-4	1-1	4-5	1 1 2	0 3	7	1	0	1	0	0	-10	
33	Bryan Kapke	08:52	1-2	1-2	0-0	0 0 0	1 0	3	0	1	0	0	0	-7	
1	Evan Haywood	01:43	0-0	0-0	0-0	0 0 0	0 0	0	0	0	1	0	0	-1	
Team						0 1 1	0	0	0	0	0	0	0	0	
Totals			13-46	9-28	16-22	7 15 22	12 17	51	10	12	5	1	5	-28	

Technical Fouls: NONE

Shooting By Period		
1st FG%	5-25	20.0%
3PT%	4-15	26.7%
FT%	4-6	66.7%
2nd FG%	8-21	38.1%
3PT%	5-13	38.5%
FT%	12-16	75%
GM FG%	13-46	28.3%
3PT%	9-28	32.1%
FT%	16-22	72.7%
Dead Ball Rebounds: 3, 0		

Houston - 79

Record: 5-3

NO.	Name	Min	FG	3P	FT	Rebounds	Fouls	TP	AS	TO	ST	Blocks	BS	BA	+/-
			M-A	M-A	M-A	OR DR TOT	PF FD								
11	Joseph Tugler	F 18:59	3-4	0-0	0-0	2 6 8	3 1	6	0	2	0	2	1	11	
13	J'Wan Roberts	F 26:13	1-5	0-0	0-0	4 8 12	0 1	2	1	3	0	2	0	11	
4	LJ Cryer	G 35:45	7-14	4-7	2-2	0 1 1	1 1	20	3	3	0	0	0	26	
7	Milos Uzan	G 24:46	6-11	1-3	0-0	1 1 2	4 0	13	3	1	2	0	0	13	
21	Emanuel Sharp	G 29:06	6-10	4-7	0-0	0 2 2	3 2	16	1	0	0	0	0	17	
5	Ja'Vier Francis	13:46	1-2	0-0	0-0	1 3 4	3 2	2	0	1	0	1	0	14	
23	Terrance Arceneaux	22:44	5-9	0-1	4-4	1 0 1	1 3	14	0	0	0	3	0	24	
25	Mercy Miller	05:20	2-4	0-0	0-0	1 2 3	0 4	4	0	0	0	0	0	4	
3	Ramon Walker Jr.	18:12	0-0	0-0	0-0	2 1 3	2 2	0	0	0	0	0	0	17	
0	Kordellus Jefferson	01:43	1-1	0-0	0-0	0 0 0	0 0	2	0	0	0	0	0	1	
2	Cedric Lath	01:43	0-0	0-0	0-0	0 0 0	0 0	0	0	0	0	0	0	1	
8	Mylik Wilson	01:43	0-0	0-0	0-0	0 1 1	0 0	0	0	1	1	0	0	1	
Team						1 3 4	0	0	0	0	0	0	0	0	
Totals			32-60	9-18	6-6	13 28 41	17 12	79	8	11	6	5	1	28	

Technical Fouls: NONE

Shooting By Period		
1st FG%	12-30	40.0%
3PT%	2-7	28.6%
FT%	2-2	100%
2nd FG%	20-30	66.7%
3PT%	7-11	63.6%
FT%	4-4	100%
GM FG%	32-60	53.3%
3PT%	9-18	50.0%
FT%	6-6	100.0%
Dead Ball Rebounds: 1, 1		

	BUT	HOU
Biggest lead	0 (1st 20:00)	31 (2nd 0:36)
Best Scoring Run	6 (1st 5:29)	8 (2nd 5:11)
Lead Changes	0	0
Times Tied	0	0
Time with Lead	00:00	39:07

Points from	BUT	HOU
Turnovers	11	14
Paint	6	28
Second Chance	11	12
Fast Breaks	2	6
Bench	15	22

Period by Period Scoring			
	1st	2nd	TOT
BUT	18	33	51
HOU	28	51	79

#15/13 HOUSTON 62, TROY 42  
Tuesday, Dec. 10, 2024 • Fertitta Center • HoustonOfficial Basketball Box Score - Final  
Troy at Houston  
12/10/24 Fertitta Center, Houston, Texas  
2024-25 Men's BasketballGame Time: 7:02 PM  
Game Duration: 2:00  
Attendance: 7,035

Officials: Kipp Kissinger, Doug Simons, Brett Smith

Troy - 42

Record: 5-4

NO.	Name	Min	FG	3P	FT	Rebounds	Fouls	TP	AS	TO	ST	Blocks	BS	BA	+/-
			M-A	M-A	M-A	OR DR TOT	PF FD								
1	Thomas Dowd	F 28:43	2-8	0-6	6-7	3 1 4	3 3	10	1	0	0	0	1	-9	
4	Myles Rigby	F 29:24	1-6	0-0	1-2	0 3 3	4 1	3	0	2	0	0	1	-30	
15	Jackson Fields	F 18:36	1-6	0-1	3-5	2 1 3	1 4	5	0	0	0	0	1	-21	
2	Marcus Byrnes Jr.	G 21:29	1-6	1-4	0-0	0 0 0	4 2	3	0	3	1	0	1	-19	
12	Taylor Conerway	G 28:23	4-9	0-3	1-2	1 7 8	3 2	9	1	2	1	0	0	-5	
3	Cooper Campbell	20:50	1-5	1-2	2-2	0 0 0	0 1	5	1	1	0	0	1	-7	
10	Jerrell Bellamy	13:35	1-3	0-0	0-0	3 0 3	2 0	2	0	0	0	0	0	-15	
11	Victor Valdes	14:32	0-4	0-1	0-0	1 2 0	0 0	0	1	1	1	1	2	-13	
0	Kerrington Kiel	11:28	0-1	0-1	0-0	0 0 0	0 0	0	0	0	0	0	0	7	
24	Randarius Jones	11:26	1-2	0-0	3-4	1 0 1	1 2	5	0	0	1	1	1	7	
21	Braydon Whitaker	01:34	0-0	0-0	0-0	0 0 0	0 0	0	0	0	0	0	0	5	
Team						6 6 12	0	3	0	3	0	0	0	0	
Totals			12-50	2-18	16-22	17 19 36	18 15	42	4	12	5	3	9	-20	

Technical Fouls: Rigby Jr. 2nd 16:15

Houston - 62

Record: 6-3

NO.	Name	Min	FG	3P	FT	Rebounds	Fouls	TP	AS	TO	ST	Blocks	BS	BA	+/-
			M-A	M-A	M-A	OR DR TOT	PF FD								
11	Joseph Tugler	F 14:08	1-3	0-0	0-0	4 2 6	4 3	2	0	0	0	3	0	13	
13	J'Wan Roberts	F 27:03	3-5	0-0	0-0	3 6 9	3 2	6	4	0	2	2	0	31	
4	LJ Cryer	G 32:00	8-11	6-7	0-0	0 2 2	0 1	22	0	0	2	1	0	24	
7	Milos Uzan	G 20:57	1-7	0-2	0-1	1 0 1	1 1	2	5	0	0	0	0	17	
21	Emanuel Sharp	G 28:35	4-9	2-5	4-4	0 4 4	3 3	14	4	0	3	0	2	23	
5	Ja'Vier Francis	18:43	1-2	0-1	0-1	1 3 4	0 1	2	1	2	0	1	0	6	
23	Terrance Arceneaux	22:16	3-7	0-1	3-4	1 3 4	1 3	9	1	4	0	0	0	1	
3	Ramon Walker Jr.	10:56	0-2	0-0	1-2	0 1 1	0 2	1	0	0	0	1	0	0	
8	Mylik Wilson	14:29	0-2	0-0	1-2	0 1 1	1 1	1	2	1	0	1	0	2	
25	Mercy Miller	06:13	1-2	1-2	0-0	0 2 2	1 0	3	0	1	0	0	0	-5	
0	Kordellus Jefferson	02:20	0-1	0-1	0-0	0 0 0	2 0	0	0	0	0	0	0	-8	
2	Cedric Lath	02:20	0-0	0-0	0-0	0 0 0	0 0	0	0	0	0	0	0	-8	
Team						3 1 4	0	2	0	2	0	0	0	0	
Totals			22-51	9-19	9-14	13 25 38	16 17	62	17	10	7	9	3	20	

Technical Fouls: Tugler 2nd 16:15

	TROY	HOU
Biggest lead	0 (1st 20:00)	31 (2nd 2:41)
Best Scoring Run	11 (2nd 0:18)	10 (1st 1:16)
Lead Changes	0	0
Times Tied	0	0
Time with Lead	00:00	39:18

Points from	TROY	HOU
Turnovers	12	16
Paint	20	16
Second Chance	14	10
Fast Breaks	5	5
Bench	12	16

Period by Period Scoring			
	1st	2nd	TOT
TROY	11	31	42
HOU	33	29	62

#15/12 HOUSTON 78, TOLEDO 49  
Wednesday, Dec. 18, 2024 • Fertitta Center • HoustonOfficial Basketball Box Score - Final  
Toledo at Houston  
12/18/24 Fertitta Center, Houston, Texas  
2024-25 Men's BasketballGame Time: 7:02 PM  
Game Duration: 1:57  
Attendance: 7,035

Officials: Kipp Kissinger, Brooks Wells, Michael Greenstein

Toledo - 49

Record: 6-5

NO.	Name	Min	FG	3P	FT	Rebounds	Fouls	TP	AS	TO	ST	Blocks	BS	BA	+/-
			M-A	M-A	M-A	OR DR TOT	PF FD								
1	Javan Simmons	F 27:06	3-5	0-0	3-5	1 2 3	2 6	9	0	3	1	0	1	-32	
32	Jaylan Owuinga	F 16:37	1-3	0-0	0-0	0 1 1	3 1	2	0	0	0	0	0	-11	
3	Sonny Wilson	G 32:46	1-8	1-3	0-0	1 4 5	1 0	3	1	2	2	0	2	-33	
7	Isaiah Adams	G 24:14	2-10	0-3	0-0	0 0 0	2 0 4	3	4	1	1	0	0	-21	
11	Sam Lewis	G 28:54	4-11	1-2	5-5	0 3 3	1 3	14	1	2	0	0	1	-12	
12	Seth Hubbard	22:54	1-9	1-5	3-5	1 2 3	1 3	6	2	1	0	1	0	-22	
13	Andre Loretsson	20:29	2-4	2-4	0-0	0 0 0	1 0	6	0	0	0	0	0	-18	
24	Gigort Broic	11:05	1-1	0-0	1-3	1 5 6	2 5	3	0	1	0	0	0	4	
2	Bryce Ford	14:07	1-3	0-1	0-0	2 2 2	0 2	0	1	2	0	0	0	-7	
22	Tyler Ode	01:48	0-0	0-0	0-0	0 0 0	0 0	0	0	0	0	0	0	7	
Team						2 4 6	0	0	0	0	0	0	0	0	
Totals			16-54	5-18	12-18	6 23 29	15 18	49	7	14	6	2	5	-29	

Technical Fouls: NONE

Shooting By Period		
1st FG%	7-26	26.9%
3PT%	2-9	22.2%
FT%	6-10	60%
2nd FG%	9-28	32.1%
3PT%	3-9	33.3%
FT%	6-8	75%
GM FG%	16-54	29.6%
3PT%	5-18	27



## #14/14 HOUSTON 60, OKLAHOMA STATE 47

Monday, Dec. 30, 2024 • Gallagher-Iba Arena • Stillwater, Okla.

Official Basketball Box Score - Final  
Houston at Oklahoma St.  
12/30/24 Gallagher-Iba Arena, Stillwater  
2024-25 Men's BasketballGame Time: 7:00 PM  
Game Duration: 1:54  
Attendance: 7,365

Officials: Ray Nalik, Brooks Wells, Gregory Nixon

Houston - 60

Record: 9-3 (1-0)

NO.	Name	Min	FG	3P	FT	Rebounds	Fouls	TP	AS	TO	ST	Blocks	+	-
			M-A	M-A	M-A	OR DR TOT	PF FD					BS BA		
11	Joseph Tugler	19:19	2-6	0-0	0-0	1 1 2	5 2	4	2	1	0	3	0	11
13	J'Wan Roberts	32:21	9-13	0-0	2-2	3 8 11	1 4	20	1	2	2	1	0	28
4	LJ Cryer	33:48	6-15	4-8	2-2	0 2 2	1 1	18	0	2	4	0	0	10
7	Milos Uzan	35:53	5-10	2-6	0-0	1 5 6	3 1	12	4	1	2	0	0	25
21	Emanuel Sharp	22:10	1-4	0-2	0-0	0 2 2	1 0	2	2	1	0	0	0	13
5	Ja'Vier Francis	19:25	1-4	0-0	0-0	0 5 5	2 0	2	0	2	0	1	1	7
23	Terrance Arceneaux	17:28	0-3	0-3	0-0	0 2 2	2 0	0	0	3	0	0	0	-10
8	Mylik Wilson	15:48	0-1	0-1	2-2	0 2 2	0 0	1	2	1	0	0	0	-4
9	Kordellus Jefferson	01:16	0-0	0-0	0-0	0 0 0	0 0	0	0	0	0	0	0	-5
2	Cedric Lath	01:16	0-0	0-0	0-0	0 0 0	1 0	0	0	0	0	0	0	-5
25	Mercy Miller	01:16	0-1	0-0	0-0	0 0 0	0 0	0	0	0	0	0	0	-5
Team						0 2 2				0	1			
Totals			24-57	6-20	6-6	5 29 34	16 9	60	9	12	8	5	1	13

Technical Fouls: NONE

Oklahoma St. - 47

Record: 8-4 (0-1)

NO.	Name	Min	FG	3P	FT	Rebounds	Fouls	TP	AS	TO	ST	Blocks	+	-
			M-A	M-A	M-A	OR DR TOT	PF FD					BS BA		
25	Robert Jennings	26:12	2-6	0-1	6-6	1 4 5	3 5	10	0	0	2	1	1	-9
33	Abou Ousmane	30:13	2-3	0-0	1-2	2 4 6	0 2	5	0	2	1	0	0	-10
1	Bryce Thompson	10:58	0-6	0-2	0-0	0 1 1	0 1	0	1	1	2	0	0	3
5	Khalil Brantley	28:42	0-4	0-2	0-0	2 6 8	1 1	0	4	3	0	0	1	-7
14	Jamylon Keller	21:46	0-5	0-2	4-4	0 0 0	0 3	4	0	0	1	0	0	-3
0	Marchelus Avery	20:28	2-8	1-4	0-0	0 3 3	2 0	5	1	0	0	0	0	-12
2	Arturo Dean	23:12	3-7	1-2	2-4	0 4 4	1 2	9	1	3	1	1	0	-14
6	Brandon Newman	24:10	4-11	2-5	2-2	1 3 4	1 2	12	0	0	2	0	1	-7
4	Davonte Davis	10:29	0-2	0-1	0-0	0 0 0	1 0	0	0	1	0	0	0	-9
24	Pat Suernick	03:43	1-2	0-0	0-0	1 0 1	1 0	2	0	1	0	0	1	3
Team						4 3 7				0	2			
Totals			14-54	4-19	15-18	11 28 39	10 16	47	7	14	7	1	5	-13

Technical Fouls: Avery 2<sup>nd</sup> 5:14

	HOU	OKST
Biggest lead	22 (2 <sup>nd</sup> 3:28)	6 (1 <sup>st</sup> 10:24)
Best Scoring Run	11 (1 <sup>st</sup> 5:06)	9 (1 <sup>st</sup> 10:24)
Lead Changes	4	
Times Tied	5	
Time with Lead	28:09	04:26
Points from Turnovers	16	7
Paint	28	20
Second Chance	7	10
Fast Breaks	14	9
Bench	4	28
Period by Period Scoring		
1st	28	32
2nd	32	60
TOT	60	47

Official Basketball Box Score - Final  
BYU at Houston  
01/04/25 Fertitta Center, Houston, Texas  
2024-25 Men's BasketballGame Time: 1:01 PM  
Game Duration: 1:56  
Attendance: 7,035

Officials: Jeffery Anderson, Gary Maxwell, De Salle Dean

BYU - 55

Record: 10-3 (1-1)

NO.	Name	Min	FG	3P	FT	Rebounds	Fouls	TP	AS	TO	ST	Blocks	+	-
			M-A	M-A	M-A	OR DR TOT	PF FD					BS BA		
6	Kanon Catchings	25:35	2-5	1-3	1-2	2 0 2	2 2	6	1	0	1	1	1	28
13	Keba Keita	19:55	3-7	0-0	0-0	1 0 1	3 2	6	0	0	0	1	2	-19
3	Egor Demin	25:51	1-6	0-3	1-2	0 3 3	1 1	3	7	3	1	0	0	-31
15	Richie Saunders	22:22	3-8	1-5	2-3	0 2 2	1 4	9	1	2	1	0	1	-16
30	Dallin Hall	24:19	1-1	1-1	4-4	0 0 0	2 2	7	0	3	0	0	0	-12
25	Dawson Baker	17:57	2-7	0-3	0-0	0 1 1	2 1	4	1	2	1	0	1	-15
45	Foussayni Traore	19:31	0-3	0-0	1-2	1 5 6	0 1	1	3	3	0	0	1	-18
5	Mihailo Boskovic	12:35	1-2	1-2	2-2	0 2 2	0 2	5	1	0	0	0	0	-6
21	Trevin Kneil	15:53	4-6	4-6	0-0	1 1 1	3 0	12	0	0	0	0	0	-8
0	Mawot Mag	05:46	1-2	0-0	0-0	0 0 0	1 0	2	0	1	1	0	1	-5
4	Brody Kozlowski	04:12	0-1	0-1	0-0	0 0 0	0 0	0	0	0	0	0	0	1
1	Trey Stewart	03:03	0-0	0-0	0-0	0 0 0	0 0	0	0	0	1	0	0	1
2	Elijah Crawford	03:03	0-0	0-0	0-0	0 0 0	0 0	0	0	0	0	0	0	1
Team						3 3 6				0	1			
Totals			18-48	8-24	11-15	7 17 24	15 15	55	14	15	6	2	7	-31

Technical Fouls: NONE

Houston - 86

Record: 10-3 (2-0)

NO.	Name	Min	FG	3P	FT	Rebounds	Fouls	TP	AS	TO	ST	Blocks	+	-
			M-A	M-A	M-A	OR DR TOT	PF FD					BS BA		
11	Joseph Tugler	18:27	1-1	0-0	3-4	3 2 5	5 3	5	0	3	0	2	0	19
13	J'Wan Roberts	24:54	3-4	0-0	0-0	2 4 6	1 2	6	2	3	2	0	0	32
4	LJ Cryer	27:11	3-11	3-9	0-0	0 0 0	0 1	9	2	1	1	0	0	28
7	Milos Uzan	31:04	2-9	2-6	1-2	0 2 2	0 1	7	8	0	2	0	1	26
21	Emanuel Sharp	20:07	5-9	4-8	4-4	0 3 3	3 4	18	1	0	1	0	0	17
5	Ja'Vier Francis	19:01	4-6	0-0	1-2	3 2 5	2 2	9	0	1	1	3	0	14
23	Terrance Arceneaux	22:59	5-9	4-5	1-2	3 3 6	0 1	15	1	0	2	0	1	14
8	Mylik Wilson	17:11	5-5	2-2	0-0	2 4 0	0 0	12	0	1	0	0	0	3
25	Mercy Miller	10:42	0-2	0-1	2-2	1 1 2	2 1	2	1	1	0	1	0	0
0	Kordellus Jefferson	04:12	1-3	1-3	0-0	0 0 0	0 0	3	0	0	1	0	0	-1
2	Cedric Lath	04:12	0-0	0-0	0-0	0 0 0	2 0	0	0	0	0	1	0	-1
Team						1 3 4				0	0			
Totals			29-59	16-34	12-16	15 22 37	15 15	86	15	11	9	7	2	31

Technical Fouls: NONE

	BYU	HOU
Biggest lead	0 (1 <sup>st</sup> 20:00)	34 (2 <sup>nd</sup> 7:34)
Best Scoring Run	5 (2 <sup>nd</sup> 5:50)	9 (2 <sup>nd</sup> 12:13)
Lead Changes	0	
Times Tied	2	
Time with Lead	00:00	36:57
Points from Turnovers	5	24
Paint	18	24
Second Chance	7	18
Fast Breaks	4	13
Bench	24	41
Period by Period Scoring		
1st	22	33
2nd	33	55
TOT	55	86

## #12/11 HOUSTON 65, TCU 46

Monday, Jan. 6, 2025 • Fertitta Center • Houston

Official Basketball Box Score - Final  
TCU at Houston  
01/06/25 Fertitta Center, Houston, Texas  
2024-25 Men's BasketballGame Time: 8:05 PM  
Game Duration: 1:54  
Attendance: 7,035

Officials: Kipp Kassing, Doug Simmons, Bert Smith

TCU - 46

Record: 8-6 (1-2)

NO.	Name	Min	FG	3P	FT	Rebounds	Fouls	TP	AS	TO	ST	Blocks	+	-
			M-A	M-A	M-A	OR DR TOT	PF FD					BS BA		
13	Trazzeren White	24:57	4-9	1-5	0-0	0 1 1	2 1	9	0	1	0	0	1	-16
15	David Punch	25:21	2-2	0-0	1-2	3 2 5	1 2	5	0	1	0	0	0	-16
8	Ernest Udeh Jr.	27:56	0-0	0-0	0-0	2 2 4	3 0	0	1	2	2	0	0	-11
3	Vasean Allette	32:41	4-10	2-3	1-2	0 5 5	0 3	11	1	2	0	0	2	-14
21	Noah Reynolds	30:47	9-16	0-5	1-3	1 1 2	1 4	19	1	4	0	0	1	-25
0	Brendan Wenzel	15:54	0-3	0-1	0-0	0 2 2	0 2	0	0	0	0	0	1	0
1	Isaiah Manning	10:32	0-4	0-3	0-0	0 1 1	0 1	0	0	0	0	0	0	-6
5	Micah Robinson	15:03	0-1	0-1	0-0	0 2 2	1 0	0	0	2	2	0	0	-3
32	Malick Diallo	12:04	1-2	0-0	0-0	0 1 1	3 0	2	0	1	0	0	1	-8
41	Jace Posey	04:45	0-0	0-0	0-0	0 0 0	0 1	0	1	1	0	0	0	4
Team						3 1 4				0	5			
Totals			20-47	3-18	3-7	9 18 27	11 14	46	4	19	4	2	6	-19

Technical Fouls: NONE

Houston - 65

Record: 11-3 (3-0)

NO.	Name	Min	FG M-A	3P M-A	FT M-A	Rebounds OR DR TOT	Fouls PF FT	TP	AS	TO	ST	Blocks BS BA	+/-
11	Joseph Tugler	F 23:32	1-3	0-0	1-2	4 2 6	2 2 3	2	2	1	3	0	18
13	J'Wan Roberts	F 32:36	6-13	0-0	0-3	1 3 4	2 4 12	3	3	1	2	0	24
4	LJ Cryer	G 25:18	4-9	2-5	0-0	1 1 2	3 0 10	3	0	1	0	0	12
7	Milos Uzan	G 30:04	4-6	1-3	0-0	0 3 3	2 0 9	3	2	3	0	1	21
21	Emanuel Sharp	G 26:26	5-9	4-7	0-0	0 2 2	2 2 14	0	0	3	0	0	16
23	Terrance Arceneaux	F 23:05	1-4	0-2	0-0	0 1 1	1 1 2	0	1	2	0	0	-1
5	Ja'Vier Francis	16:28	1-3	0-0	2-2	4 1 5	1 1 4	1	0	0	1	1	1
8	Mylik Wilson	17:33	4-6	1-2	0-0	1 4 5	1 0 9	2	1	0	0	0	6
25	Mercy Miller	03:26	0-1	0-0	2-2	0 0 0	0 0 1	2	0	0	0	0	-2
2	Cedric Lath	01:32	0-0	0-0	0-0	0 0 0	0 0 0	0	0	0	0	0	0
Team						0 2 2			0	1			
Totals			26-54	8-19	5-9	11 19 30	14 11 65	14	10	11	6	2	19



## 2024-25 Houston Men's Basketball Combined Team Statistics All games

Page 1/1  
as of Jan 07, 2025

### Game Records

Record	Overall	Home	Away	Neutral
ALL GAMES	11-3	9-0	1-0	1-3
CONFERENCE	3-0	2-0	1-0	0-0
NON-CONFERENCE	8-3	7-0	0-0	1-3

### Score by Periods

Team	1st	2nd	OT	TOT
Houston	531	531	7	1069
Opponents	314	427	15	756

### Team Box Score

No.	Player				Total		3-Point		F-Throw		Rebounds											
		GP-GS	MIN	AVG	FG-FGA	FG%	3FG-3FGA	3FG%	FT-FTA	FT%	OFF	DEF	TOT	AVG	PF	DQ	A	TO	BLK	STL	PTS	AVG
4	CRYER, LJ	14-14	415:59	29.7	67-167	.401	40-97	.412	26-27	.963	1	20	21	1.5	15	0	27	15	2	17	200	14.3
21	SHARP, Emanuel	14-14	357:57	25.6	56-123	.455	38-78	.487	46-50	.920	5	35	40	2.9	33	1	18	10	0	18	196	14.0
23	ARCENEUX, Terrance	14-1	299:29	21.4	48-97	.495	13-32	.406	19-26	.731	15	33	48	3.4	16	0	13	11	0	19	128	9.1
7	UZAN, Milos	14-14	387:44	27.7	49-116	.422	18-48	.375	9-12	.750	6	39	45	3.2	27	3	71	19	2	17	125	8.9
13	ROBERTS, J'Wan	13-13	356:28	27.4	49-91	.538	0-0	.000	17-27	.630	35	53	88	6.8	25	0	16	23	13	13	115	8.8
11	TUGLER, Joseph	14-8	294:11	21.0	31-61	.508	3-7	.429	17-31	.548	40	40	80	5.7	44	2	16	18	35	11	82	5.9
8	WILSON, Mylik	14-0	218:15	15.6	33-64	.516	8-15	.533	7-8	.875	14	32	46	3.3	13	0	19	10	2	10	81	5.8
5	FRANCIS, Ja'Vier	13-6	197:54	15.2	22-44	.500	0-1	.000	15-23	.652	18	28	46	3.5	27	0	3	14	16	6	59	4.5
25	MILLER, Mercy	11-0	123:42	11.2	16-46	.348	5-19	.263	10-14	.714	6	21	27	2.5	14	0	7	6	2	6	47	4.3
3	WALKER JR., Ramon	8-0	92:22	11.5	6-12	.500	2-4	.500	2-3	.667	6	13	19	2.4	5	0	0	1	2	2	16	2.0
0	JEFFERSON, Kordelius	9-0	35:58	4.0	4-12	.333	1-8	.125	0-0	.000	0	2	2	0.2	5	0	0	2	1	0	9	1.0
2	LATH, Cedric	12-0	70:02	5.8	5-10	.500	0-0	.000	1-5	.200	10	3	13	1.1	12	0	1	1	3	1	11	0.9
Team											25	34	59					6				
Total		14	2850		386-843	.458	128-309	.414	169-226	.748	181	353	534	38.1	236	6	191	136	78	120	1069	76.4
Opponents		14	2850		246-718	.343	88-313	.281	176-251	.701	146	304	450	32.1	220	2	134	204	36	67	756	54.0

### Team Statistics

	UH	OPP
<b>Scoring</b>	<b>1069</b>	<b>756</b>
Points per game	76.4	54.0
Scoring margin	+22.4	-
<b>Field goals-att</b>	<b>386-843</b>	<b>246-718</b>
Field goal pct	.458	.343
<b>3 point fg-att</b>	<b>128-309</b>	<b>88-313</b>
3-point FG pct	.414	.281
3-pt FG made per game	9.1	6.3
<b>Free throws-att</b>	<b>169-226</b>	<b>176-251</b>
Free throw pct	.748	.701
F-Throws made per game	12.1	12.6
<b>Rebounds</b>	<b>534</b>	<b>450</b>
Rebounds per game	38.1	32.1
Rebounding margin	+6.0	-
<b>Assists</b>	<b>191</b>	<b>134</b>
Assists per game	13.6	9.6
<b>Turnovers</b>	<b>136</b>	<b>204</b>
Turnovers per game	9.7	14.6
Turnover margin	+4.9	-
Assist/turnover ratio	1.4	0.7
<b>Steals</b>	<b>120</b>	<b>67</b>
Steals per game	8.6	4.8
<b>Blocks</b>	<b>78</b>	<b>36</b>
Blocks per game	5.6	2.6
<b>Winning streak</b>	<b>7</b>	<b>-</b>
Home win streak	9	-
<b>Attendance</b>	<b>63315</b>	<b>7365</b>
Home games-Avg/Game	9-7035	1-7365
Neutral site-Avg/Game	-	4-6441

### Team Results

Date	Opponent		Score	Att.
11/04/2024	Jackson St.	W	97-40	7035
11/09/2024	vs Auburn	L	69-74	6901
11/13/2024	Louisiana	W	91-45	7035
11/22/2024	Hofstra	W	80-44	7035
11/26/2024	vs Alabama	Lot	80-85	7602
11/27/2024	vs Notre Dame	W	65-54	6143
11/30/2024	vs San Diego St.	Lot	70-73	5117
12/07/2024	Butler	W	79-51	7035
12/10/2024	Troy	W	62-42	7035
12/18/2024	Toledo	W	78-49	7035
12/21/2024	A&M-Corpus Christi	W	87-51	7035
12/30/2024	at Oklahoma St.	W	60-47	7365
01/04/2025	BYU	W	86-55	7035
01/06/2025	TCU	W	65-46	7035



## 2024-25 Houston Men's Basketball Combined Team Statistics In Conference games

Page 1/1  
as of Jan 07, 2025

### Game Records

Record	Overall	Home	Away	Neutral
ALL GAMES	3-0	2-0	1-0	0-0
CONFERENCE	3-0	2-0	1-0	0-0
NON-CONFERENCE	0-0	0-0	0-0	0-0

### Score by Periods

Team	1st	2nd	OT	TOT
Houston	96	115	0	211
Opponents	62	86	0	148

### Team Box Score

No.	Player				Total		3-Point		F-Throw		Rebounds											
		GP-GS	MIN	AVG	FG-FGA	FG%	3FG-3FGA	3FG%	FT-FTA	FT%	OFF	DEF	TOT	AVG	PF	DQ	A	TO	BLK	STL	PTS	AVG
13	ROBERTS, J'Wan	3-3	89:51	30.0	18-30	.600	0-0	.000	2-5	.400	6	15	21	7.0	4	0	6	8	3	5	38	12.7
4	CRYER, LJ	3-3	86:17	28.8	13-35	.371	9-22	.409	2-2	1.000	1	3	4	1.3	4	0	5	3	0	6	37	12.3
21	SHARP, Emanuel	3-3	68:43	22.9	11-22	.500	8-17	.471	4-4	1.000	0	7	7	2.3	6	0	2	0	0	4	34	11.3
7	UZAN, Milos	3-3	97:01	32.3	11-25	.440	5-15	.333	1-2	.500	1	10	11	3.7	5	0	15	3	0	7	28	9.3
8	WILSON, Mylik	3-0	50:32	16.8	9-12	.750	3-5	.600	2-2	1.000	3	8	11	3.7	1	0	3	2	0	0	23	7.7
23	ARCENEUX, Terrance	3-0	63:32	21.2	6-16	.375	4-10	.400	1-2	.500	3	6	9	3.0	3	0	1	4	0	4	17	5.7
5	FRANCIS, Ja'Vier	3-0	54:54	18.3	6-13	.462	0-0	.000	3-4	.750	7	8	15	5.0	5	0	1	3	4	1	15	5.0
11	TUGLER, Joseph	3-3	61:18	20.4	4-10	.400	0-0	.000	4-6	.667	8	5	13	4.3	12	2	4	6	8	1	12	4.0
0	JEFFERSON, Kordelius	2-0	05:28	2.7	1-3	.333	1-3	.333	0-0	.000	0	0	0	0.0	0	0	0	1	0	0	3	1.5
25	MILLER, Mercy	3-0	15:24	5.1	0-4	.000	0-1	.000	4-4	1.000	1	1	2	0.7	2	0	1	1	2	0	4	1.3
2	LATH, Cedric	3-0	07:00	2.3	0-0	.000	0-0	.000	0-0	.000	0	0	0	0.0	3	0	0	0	1	0	0	0.0
Team											1	7	8					2				
Total		3	600		79-170	.465	30-73	.411	23-31	.742	31	70	101	33.7	45	2	38	33	18	28	211	70.3
Opponents		3	600		52-149	.349	15-61	.246	29-40	.725	27	63	90	30.0	36	0	25	48	5	17	148	49.3

### Team Statistics

	UH	OPP
<b>Scoring</b>	<b>211</b>	<b>148</b>
Points per game	70.3	49.3
Scoring margin	+21.0	-
<b>Field goals-att</b>	<b>79-170</b>	<b>52-149</b>
Field goal pct	.465	.349
<b>3 point fg-att</b>	<b>30-73</b>	<b>15-61</b>
3-point FG pct	.411	.246
3-pt FG made per game	10.0	5.0
<b>Free throws-att</b>	<b>23-31</b>	<b>29-40</b>
Free throw pct	.742	.725
F-Throws made per game	7.7	9.7
<b>Rebounds</b>	<b>101</b>	<b>90</b>
Rebounds per game	33.7	30.0
Rebounding margin	+3.7	-
<b>Assists</b>	<b>38</b>	<b>25</b>
Assists per game	12.7	8.3
<b>Turnovers</b>	<b>33</b>	<b>48</b>
Turnovers per game	11.0	16.0
Turnover margin	+5.0	-
Assist/turnover ratio	1.2	0.5
<b>Steals</b>	<b>28</b>	<b>17</b>
Steals per game	9.3	5.7
<b>Blocks</b>	<b>18</b>	<b>5</b>
Blocks per game	6.0	1.7
<b>Winning streak</b>	<b>3</b>	<b>-</b>
Home win streak	2	-
<b>Attendance</b>	<b>14070</b>	<b>7365</b>
Home games-Avg/Game	2-7035	1-7365
Neutral site-Avg/Game	-	0-0

### Team Results

Date	Opponent		Score	Att.
12/30/2024	at Oklahoma St.	W	60-47	7365
01/04/2025	BYU	W	86-55	7035
01/06/2025	TCU	W	65-46	7035





2024-25 Houston Men's Basketball  
Team High/Low Analysis  
All games

## Houston - Game Highs

POINTS	97	Jackson St. (11/04/2024)
	91	Louisiana (11/13/2024)
	87	A&M-Corpus Christi (12/21/2024)
	86	BYU (01/04/2025)
	80	vs Alabama (N) (11/26/2024)
	80	Hofstra (11/22/2024)
FIELD GOALS MADE	39	Jackson St. (11/04/2024)
	32	Butler (12/07/2024)
FIELD GOAL ATTEMPTS	68	Louisiana (11/13/2024)
	67	Toledo (12/18/2024)
	67	Jackson St. (11/04/2024)
FIELD GOAL PERCENTAGE	.582 (39-67)	Jackson St. (11/04/2024)
	.533 (32-60)	Butler (12/07/2024)
3 PT FG MADE	16	BYU (01/04/2025)
	14	A&M-Corpus Christi (12/21/2024)
3 PT FG ATTEMPTS	34	BYU (01/04/2025)
	29	A&M-Corpus Christi (12/21/2024)
3 PT FG PERCENTAGE	.600 (12-20)	Jackson St. (11/04/2024)
	.500 (12-24)	Hofstra (11/22/2024)
	.500 (9-18)	Butler (12/07/2024)
FREE THROWS MADE	26	vs Alabama (N) (11/26/2024)
	21	A&M-Corpus Christi (12/21/2024)
FREE THROW ATTEMPTS	33	vs Alabama (N) (11/26/2024)
	27	Louisiana (11/13/2024)
FREE THROW PERCENTAGE	1.000 (7-7)	Jackson St. (11/04/2024)
	1.000 (6-6)	at Oklahoma St. (12/30/2024)
	1.000 (6-6)	Butler (12/07/2024)
REBOUNDS	50	Toledo (12/18/2024)
	46	Louisiana (11/13/2024)
ASSISTS	20	Hofstra (11/22/2024)
	19	vs Notre Dame (N) (11/27/2024)
	19	Jackson St. (11/04/2024)
STEALS	17	Louisiana (11/13/2024)
	12	Jackson St. (11/04/2024)
BLOCKED SHOTS	10	vs Alabama (N) (11/26/2024)
	9	Troy (12/10/2024)
TURNOVERS	12	at Oklahoma St. (12/30/2024)
	12	Toledo (12/18/2024)
	12	vs San Diego St. (N) (11/30/2024)
	12	vs Alabama (N) (11/26/2024)
FOULS	30	vs Alabama (N) (11/26/2024)



2024-25 Houston Men's Basketball  
Team High/Low Analysis  
All games

## Opponent - Game Highs

POINTS	85	vs Alabama (N) (11/26/2024)
	74	vs Auburn (N) (11/09/2024)
	73	vs San Diego St. (N) (11/30/2024)
	55	BYU (01/04/2025)
	54	vs Notre Dame (N) (11/27/2024)
FIELD GOALS MADE	27	vs Auburn (N) (11/09/2024)
	23	vs San Diego St. (N) (11/30/2024)
FIELD GOAL ATTEMPTS	61	vs Alabama (N) (11/26/2024)
	57	vs San Diego St. (N) (11/30/2024)
FIELD GOAL PERCENTAGE	.529 (27-51)	vs Auburn (N) (11/09/2024)
	.426 (20-47)	TCU (01/06/2025)
3 PT FG MADE	11	vs Alabama (N) (11/26/2024)
	9	Butler (12/07/2024)
	9	vs San Diego St. (N) (11/30/2024)
3 PT FG ATTEMPTS	31	vs Alabama (N) (11/26/2024)
	28	Butler (12/07/2024)
3 PT FG PERCENTAGE	.360 (9-25)	vs San Diego St. (N) (11/30/2024)
	.355 (11-31)	vs Alabama (N) (11/26/2024)
FREE THROWS MADE	30	vs Alabama (N) (11/26/2024)
	18	vs San Diego St. (N) (11/30/2024)
FREE THROW ATTEMPTS	41	vs Alabama (N) (11/26/2024)
	27	vs San Diego St. (N) (11/30/2024)
FREE THROW PERCENTAGE	.833 (15-18)	at Oklahoma St. (12/30/2024)
	.800 (4-5)	Hofstra (11/22/2024)
REBOUNDS	49	vs Alabama (N) (11/26/2024)
	39	at Oklahoma St. (12/30/2024)
ASSISTS	14	BYU (01/04/2025)
	14	vs Alabama (N) (11/26/2024)
	14	vs Auburn (N) (11/09/2024)
STEALS	8	vs San Diego St. (N) (11/30/2024)
	7	at Oklahoma St. (12/30/2024)
BLOCKED SHOTS	7	vs Auburn (N) (11/09/2024)
	6	vs Alabama (N) (11/26/2024)
TURNOVERS	23	Louisiana (11/13/2024)
	21	Jackson St. (11/04/2024)
FOULS	25	vs Alabama (N) (11/26/2024)
	21	Louisiana (11/13/2024)
	21	vs Auburn (N) (11/09/2024)



2024-25 Houston Men's Basketball  
Team High/Low Analysis  
All games

## Houston - Game Lows

POINTS	60	at Oklahoma St. (12/30/2024)
	62	Troy (12/10/2024)
	65	TCU (01/06/2025)
	65	vs Notre Dame (N) (11/27/2024)
	69	vs Auburn (N) (11/09/2024)
FIELD GOALS MADE	22	Troy (12/10/2024)
	23	vs San Diego St. (N) (11/30/2024)
FIELD GOAL ATTEMPTS	51	Troy (12/10/2024)
	53	A&M-Corpus Christi (12/21/2024)
FIELD GOAL PERCENTAGE	.369 (24-65)	vs Alabama (N) (11/26/2024)
	.371 (23-62)	vs San Diego St. (N) (11/30/2024)
3 PT FG MADE	4	Toledo (12/18/2024)
	5	vs Auburn (N) (11/09/2024)
3 PT FG ATTEMPTS	13	vs Auburn (N) (11/09/2024)
	18	Butler (12/07/2024)
3 PT FG PERCENTAGE	.167 (4-24)	Toledo (12/18/2024)
	.261 (6-23)	vs Notre Dame (N) (11/27/2024)
FREE THROWS MADE	5	TCU (01/06/2025)
	5	vs Notre Dame (N) (11/27/2024)
FREE THROW ATTEMPTS	6	at Oklahoma St. (12/30/2024)
	6	Butler (12/07/2024)
FREE THROW PERCENTAGE	.556 (5-9)	TCU (01/06/2025)
	.556 (5-9)	vs Notre Dame (N) (11/27/2024)
REBOUNDS	30	TCU (01/06/2025)
	32	vs Notre Dame (N) (11/27/2024)
ASSISTS	7	vs Auburn (N) (11/09/2024)
	8	Butler (12/07/2024)
	8	vs Alabama (N) (11/26/2024)
STEALS	1	vs San Diego St. (N) (11/30/2024)
	5	vs Notre Dame (N) (11/27/2024)
	5	vs Auburn (N) (11/09/2024)
BLOCKED SHOTS	2	vs San Diego St. (N) (11/30/2024)
	2	vs Notre Dame (N) (11/27/2024)
TURNOVERS	4	Hofstra (11/22/2024)
	5	vs Notre Dame (N) (11/27/2024)
FOULS	12	Hofstra (11/22/2024)
	13	Jackson St. (11/04/2024)



2024-25 Houston Men's Basketball  
Team High/Low Analysis  
All games

## Opponent - Game Lows

POINTS	40	Jackson St. (11/04/2024)
	42	Troy (12/10/2024)
	44	Hofstra (11/22/2024)
	45	Louisiana (11/13/2024)
	46	TCU (01/06/2025)
FIELD GOALS MADE	12	Troy (12/10/2024)
	13	Butler (12/07/2024)
	13	Jackson St. (11/04/2024)
FIELD GOAL ATTEMPTS	46	Butler (12/07/2024)
	46	Louisiana (11/13/2024)
FIELD GOAL PERCENTAGE	.240 (12-50)	Troy (12/10/2024)
	.259 (14-54)	at Oklahoma St. (12/30/2024)
3 PT FG MADE	2	Troy (12/10/2024)
	3	TCU (01/06/2025)
3 PT FG ATTEMPTS	18	TCU (01/06/2025)
	18	Toledo (12/18/2024)
	18	Troy (12/10/2024)
3 PT FG PERCENTAGE	.111 (2-18)	Troy (12/10/2024)
	.167 (3-18)	TCU (01/06/2025)
FREE THROWS MADE	3	TCU (01/06/2025)
	4	Hofstra (11/22/2024)
FREE THROW ATTEMPTS	5	Hofstra (11/22/2024)
	7	TCU (01/06/2025)
FREE THROW PERCENTAGE	.429 (3-7)	TCU (01/06/2025)
	.625 (10-16)	A&M-Corpus Christi (12/21/2024)
REBOUNDS	22	Butler (12/07/2024)
	24	BYU (01/04/2025)
ASSISTS	4	TCU (01/06/2025)
	4	Troy (12/10/2024)
STEALS	1	vs Notre Dame (N) (11/27/2024)
	3	Hofstra (11/22/2024)
	3	Jackson St. (11/04/2024)
BLOCKED SHOTS	0	vs Notre Dame (N) (11/27/2024)
	0	Hofstra (11/22/2024)
TURNOVERS	7	vs San Diego St. (N) (11/30/2024)
	12	Troy (12/10/2024)
	12	Butler (12/07/2024)
	12	vs Notre Dame (N) (11/27/2024)
	12	vs Auburn (N) (11/09/2024)
FOULS	10	at Oklahoma St. (12/30/2024)
	11	TCU (01/06/2025)



2024-25 Houston Men's Basketball  
Player Highs Analysis  
All games

Page 1/4  
as of Jan 07, 2025

Houston - Individual Game Highs		
POINTS	30	LJ Cryer vs Alabama (N) (11/26/2024)
	23	Emanuel Sharp vs San Diego St. (N) (11/30/2024)
	22	LJ Cryer vs Troy (12/10/2024)
	21	LJ Cryer vs San Diego St. (N) (11/30/2024)
	20	J'Wan Roberts at Oklahoma St. (12/30/2024)
	20	LJ Cryer vs Butler (12/07/2024)
FIELD GOALS MADE	9	J'Wan Roberts at Oklahoma St. (12/30/2024)
	9	LJ Cryer vs Alabama (N) (11/26/2024)
FIELD GOAL ATTEMPTS	26	LJ Cryer vs Alabama (N) (11/26/2024)
	15	LJ Cryer at Oklahoma St. (12/30/2024)
	15	LJ Cryer vs San Diego St. (N) (11/30/2024)
	15	Emanuel Sharp vs San Diego St. (N) (11/30/2024)
FIELD GOAL PERCENTAGE (min 5 made)	1.000 (6-6)	Joseph Tugler vs Hofstra (11/22/2024)
	1.000 (5-5)	Mylik Wilson vs BYU (01/04/2025)
3 PT FG MADE	6	LJ Cryer vs Troy (12/10/2024)
	5	LJ Cryer vs A&M-Corpus Christi (12/21/2024)
	5	LJ Cryer vs San Diego St. (N) (11/30/2024)
	5	Emanuel Sharp vs Hofstra (11/22/2024)
3 PT FG ATTEMPTS	13	LJ Cryer vs San Diego St. (N) (11/30/2024)
	9	LJ Cryer vs BYU (01/04/2025)
	9	Emanuel Sharp vs Notre Dame (N) (11/27/2024)
3 PT FG PERCENTAGE (min 2 made)	1.000 (5-5)	Emanuel Sharp vs Hofstra (11/22/2024)
	1.000 (2-2)	Mylik Wilson vs BYU (01/04/2025)
	1.000 (2-2)	Milos Uzan vs A&M-Corpus Christi (12/21/2024)
	1.000 (2-2)	Mylik Wilson vs Hofstra (11/22/2024)
	1.000 (2-2)	Joseph Tugler vs Hofstra (11/22/2024)
	1.000 (2-2)	Emanuel Sharp vs Louisiana (11/13/2024)
FREE THROWS MADE	10	LJ Cryer vs Alabama (N) (11/26/2024)
	9	Emanuel Sharp vs A&M-Corpus Christi (12/21/2024)
	9	Emanuel Sharp vs San Diego St. (N) (11/30/2024)
FREE THROW ATTEMPTS	10	LJ Cryer vs Alabama (N) (11/26/2024)
	9	Emanuel Sharp vs A&M-Corpus Christi (12/21/2024)
	9	Emanuel Sharp vs San Diego St. (N) (11/30/2024)
FREE THROW PERCENTAGE (min 3 made)	1.000 (10-10)	LJ Cryer vs Alabama (N) (11/26/2024)
	1.000 (9-9)	Emanuel Sharp vs A&M-Corpus Christi (12/21/2024)
	1.000 (9-9)	Emanuel Sharp vs San Diego St. (N) (11/30/2024)
	1.000 (5-5)	J'Wan Roberts vs Louisiana (11/13/2024)
	1.000 (4-4)	Emanuel Sharp vs BYU (01/04/2025)
	1.000 (4-4)	Emanuel Sharp vs Toledo (12/18/2024)
	1.000 (4-4)	Emanuel Sharp vs Troy (12/10/2024)
	1.000 (4-4)	Terrance Arceneaux vs Butler (12/07/2024)
	1.000 (4-4)	Terrance Arceneaux vs Louisiana (11/13/2024)
	1.000 (4-4)	Emanuel Sharp vs Auburn (N) (11/09/2024)
	1.000 (4-4)	LJ Cryer vs Jackson St. (11/04/2024)
	1.000 (3-3)	Joseph Tugler vs Toledo (12/18/2024)
REBOUNDS	12	J'Wan Roberts vs Butler (12/07/2024)
	12	J'Wan Roberts vs San Diego St. (N) (11/30/2024)
ASSISTS	10	Milos Uzan vs Jackson St. (11/04/2024)
	9	Milos Uzan vs Notre Dame (N) (11/27/2024)
STEALS	4	LJ Cryer at Oklahoma St. (12/30/2024)
	4	Terrance Arceneaux vs Hofstra (11/22/2024)
	4	Emanuel Sharp vs Louisiana (11/13/2024)
	4	Mercy Miller vs Louisiana (11/13/2024)
	4	Milos Uzan vs Jackson St. (11/04/2024)



2024-25 Houston Men's Basketball  
Player Highs Analysis  
All games

Page  
as of Jan 07, 2

Houston - Individual Game Highs		
BLOCKED SHOTS	8	Joseph Tugler vs Alabama (N) (11/26/2024)
	4	Ja'Vier Francis vs A&M-Corpus Christi (12/21/2024)
	4	Joseph Tugler vs A&M-Corpus Christi (12/21/2024)
TURNOVERS	4	Terrance Arceneaux vs Troy (12/10/2024)
	3	J'Wan Roberts vs TCU (01/06/2025)
	3	J'Wan Roberts vs BYU (01/04/2025)
	3	Joseph Tugler vs BYU (01/04/2025)
	3	Terrance Arceneaux at Oklahoma St. (12/30/2024)
	3	Mylik Wilson vs Toledo (12/18/2024)
	3	Ja'Vier Francis vs Toledo (12/18/2024)
	3	J'Wan Roberts vs Butler (12/07/2024)
	3	LJ Cryer vs Butler (12/07/2024)
	3	J'Wan Roberts vs San Diego St. (N) (11/30/2024)
	3	LJ Cryer vs San Diego St. (N) (11/30/2024)
	3	Milos Uzan vs San Diego St. (N) (11/30/2024)
	3	Milos Uzan vs Auburn (N) (11/09/2024)
FOULS	5	Joseph Tugler vs BYU (01/04/2025)
	5	Joseph Tugler at Oklahoma St. (12/30/2024)
	5	Milos Uzan vs San Diego St. (N) (11/30/2024)
	5	Emanuel Sharp vs Alabama (N) (11/26/2024)
	5	Milos Uzan vs Alabama (N) (11/26/2024)
	5	Milos Uzan vs Auburn (N) (11/09/2024)



2024-25 Houston Men's Basketball  
Player Highs Analysis  
All games

Page 3/4  
as of Jan 07, 2025

Opponent - Individual Game Highs		
POINTS	24	Mark Sears vs Alabama (N) (11/26/2024)
	22	Tae Davis vs Notre Dame (N) (11/27/2024)
	21	Tahaad Pettiford vs Auburn (N) (11/09/2024)
	20	Johni Broome vs Auburn (N) (11/09/2024)
	19	Noah Reynolds vs TCU (01/06/2025)
FIELD GOALS MADE	10	Johni Broome vs Auburn (N) (11/09/2024)
	9	Noah Reynolds vs TCU (01/06/2025)
	9	Tae Davis vs Notre Dame (N) (11/27/2024)
FIELD GOAL ATTEMPTS	18	Braeden Shrewsberry vs Notre Dame (N) (11/27/2024)
	16	Noah Reynolds vs TCU (01/06/2025)
FIELD GOAL PERCENTAGE (min 5 made)	.667 (10-15)	Johni Broome vs Auburn (N) (11/09/2024)
	.667 (6-9)	Jared Coleman-Jones vs San Diego St. (N) (11/30/2024)
	.667 (6-9)	Tahaad Pettiford vs Auburn (N) (11/09/2024)
3 PT FG MADE	5	Trevin Knell vs BYU (01/04/2025)
	4	Braeden Shrewsberry vs Notre Dame (N) (11/27/2024)
	4	Mark Sears vs Alabama (N) (11/26/2024)
3 PT FG ATTEMPTS	13	Braeden Shrewsberry vs Notre Dame (N) (11/27/2024)
	10	Miles Byrd vs San Diego St. (N) (11/30/2024)
3 PT FG PERCENTAGE (min 2 made)	.750 (3-4)	Jared Coleman-Jones vs San Diego St. (N) (11/30/2024)
	.667 (4-6)	Trevin Knell vs BYU (01/04/2025)
	.667 (2-3)	Vasean Allette vs TCU (01/06/2025)
	.667 (2-3)	Augusto Cassia vs Butler (12/07/2024)
FREE THROWS MADE	12	Mark Sears vs Alabama (N) (11/26/2024)
	7	Miles Byrd vs San Diego St. (N) (11/30/2024)
FREE THROW ATTEMPTS	14	Mark Sears vs Alabama (N) (11/26/2024)
	8	Garry Clark vs A&M-Corpus Christi (12/21/2024)
	8	Miles Byrd vs San Diego St. (N) (11/30/2024)
FREE THROW PERCENTAGE (min 3 made)	1.000 (6-6)	Robert Jennings at Oklahoma St. (12/30/2024)
	1.000 (5-5)	Sam Lewis vs Toledo (12/18/2024)
	1.000 (4-4)	Dallin Hall vs BYU (01/04/2025)
	1.000 (4-4)	Jamyrn Keller at Oklahoma St. (12/30/2024)
	1.000 (4-4)	Mouhamed Dioubate vs Alabama (N) (11/26/2024)
	1.000 (4-4)	Christian Wright vs Louisiana (11/13/2024)
	1.000 (3-3)	Augusto Cassia vs Butler (12/07/2024)
	1.000 (3-3)	Crux Davis vs Hofstra (11/22/2024)
REBOUNDS	16	Mouhamed Dioubate vs Alabama (N) (11/26/2024)
	10	Grant Nelson vs Alabama (N) (11/26/2024)
	10	Charney Johnson vs Auburn (N) (11/09/2024)
ASSISTS	7	Egor Demin vs BYU (01/04/2025)
	6	Nick Boyd vs San Diego St. (N) (11/30/2024)
STEALS	5	Bj Davis vs San Diego St. (N) (11/30/2024)
	2	Ernest Udeh Jr. vs TCU (01/06/2025)
	2	Micah Robinson vs TCU (01/06/2025)
	2	Brandon Newman at Oklahoma St. (12/30/2024)
	2	Robert Jennings at Oklahoma St. (12/30/2024)
	2	Bryce Ford vs Toledo (12/18/2024)
	2	Sonny Wilson vs Toledo (12/18/2024)
	2	Tayton Conerway vs Troy (12/10/2024)
	2	Grant Nelson vs Alabama (N) (11/26/2024)
	2	Jean Aranguren vs Hofstra (11/22/2024)
	2	Kyndall Davis vs Louisiana (11/13/2024)
	2	Johni Broome vs Auburn (N) (11/09/2024)
BLOCKED SHOTS	5	Magoon Gwath vs San Diego St. (N) (11/30/2024)
	5	Johni Broome vs Auburn (N) (11/09/2024)



2024-25 Houston Men's Basketball  
Player Highs Analysis  
All games

P  
as of Jan 07

Opponent - Individual Game Highs		
TURNOVERS	5	Jahmyl Telfort vs Butler (12/07/2024)
	5	Christian Wright vs Louisiana (11/13/2024)
FOULS	5	Zeke Cook vs Louisiana (11/13/2024)
	5	Jeremiah Evans vs Louisiana (11/13/2024)