

# UNIVERSITY OF HOUSTON BASKETBALL

ATHLETICS COMMUNICATIONS: 3204 Cullen Blvd. • Suite 2008 • Houston, TX • 77204 • Contact: Jeff Conrad (jacnrad@central.uh.edu) C: (713) 557-3841 • UHCougars.com

### #7/5 HOUSTON COUGARS (14-3 • 6-0 Big 12)

Charity Exhibition

Oct. 27	#13/15 TEXAS A&M	ESPN+	W, 79-64
Nov. 4	JACKSON STATE	ESPN+	W, 97-40
Mattress Firm Battleground 2k24 (Toyota Center • Houston)			
Nov. 9	vs. #11/11 Auburn	ESPN	L, 69-74
Nov. 13	LOUISIANA	ESPN+	W, 91-45
Nov. 22	HOFSTRA	ESPN+	W, 80-44
Players Era Tournament (MGM Grand Garden Arena • Las Vegas)			
Nov. 26	vs. #9/9 Alabama	TBS/Max	L, 80-85 (OT)
Nov. 27	vs. Notre Dame	TBS/Max	W, 65-54
Nov. 30	vs. San Diego State	TNT/Max	L, 70-73 (OT)
Big 12-BIG EAST BATTLE			
Dec. 7	BUTLER	ESPN2	W, 79-51
Dec. 10	TROY	ESPN+	W, 62-42
Dec. 18	TOLEDO	ESPN+	W, 78-49
Dec. 21	TEXAS A&M-CORPUS CHRISTI	CBSN	W, 87-51
Dec. 30	* at Oklahoma State	ESPN+	W, 60-47
Jan. 4	* BYU	ESPN+	W, 86-55
Jan. 6	* TCU	ESPN2	W, 65-46
Jan. 11	* at Kansas State	ESPN+	W, 87-57
Jan. 15	* rv/#25 WEST VIRGINIA	ESPN+	W, 70-54
Jan. 18	* at UCF	CBSN	W, 69-68
Jan. 21	* UTAH	ESPN+	5 p.m.
Jan. 25	* at #12/11 Kansas	ESPN	5:30 p.m.
Jan. 29	* at #23/23 West Virginia	ESPN+	6 p.m.
Feb. 1	* rv/#25 TEXAS TECH	ESPN/ESPN2	5 p.m.
Feb. 4	* OKLAHOMA STATE	ESPN+	7 p.m.
Feb. 8	* at Colorado	ESPN+	3 p.m.
Feb. 10	* rv/rv BAYLOR	ESPN	8 p.m.
Feb. 15	* at rv/rv Arizona	ESPN/ESPN2	1 p.m.
Feb. 18	* at Arizona State	ESPN/ESPN2	8 p.m.
Feb. 22	* #3/4 IOWA STATE	ESPN	1 p.m.
Feb. 24	* at rv/#25 Texas Tech	ESPN	8 p.m.
March 1	* CINCINNATI	CBS	3:30 p.m.
Senior Night			
March 3	* #12/11 KANSAS	ESPN	8 p.m.
March 6	* at #rv/rv Baylor	ESPN2	8 p.m.
Phillips 66 Big 12 Championship (T-Mobile Center • Kansas City, Mo.)			
March 11-15	vs. TBA	TBA	TBA
NCAA Tournament First Four (UD Arena • Dayton, Ohio)			
March 18-19	vs. TBA	TBA	TBA
NCAA Tournament First/Second Rounds (Sites TBA)			
March 20-23	vs. TBA	TBA	TBA
NCAA Tournament Regionals (Sites TBA)			
March 27-30	vs. TBA	TBA	TBA
NCAA Tournament Final Four (Alamodome • San Antonio, Texas)			
April 5	vs. TBA	TBA	TBA
NCAA Tournament National Championship (Alamodome • San Antonio, Texas)			
April 7	vs. TBA	TBA	TBA

Home Games played in Fertitta Center and listed in **BOLD CAPS**  
 All times are Central and subject to change  
 Rankings listed as Associated Press/USA TODAY Sports Coaches'  
 All games can be heard on **950 AM KPRC & Varsity Network app**

### #7/5 HOUSTON COUGARS (14-3 • 6-0 Big 12)

### vs. UTAH UTES (11-6 • 3-3 Big 12)

5 p.m. • Wednesday, Jan. 22, 2025  
 Fertitta Center (7,035) • Houston  
 ESPN+

950 AM KPRC • Varsity Network app

#### #7/5 COUGARS MEET UTAH in HOUSTON for FIRST TIME in SCHOOL HISTORY

- Fresh off a thrilling, come-from-behind win, #7/5 Houston returns to Fertitta Center to play host to Big 12 Conference-rival Utah at 7 p.m., Wednesday.
- Due to the threat of severe winter weather expected to hit the greater Houston area, the game was pushed back to Wednesday from earlier published schedules.
- The Cougars enter Wednesday's game following a 69-68 road win at UCF on Saturday afternoon. With Houston trailing by one and only three seconds left, graduate forward **J'Wan Roberts** caught the inbound pass, spun and banked in a layup with 1.1 seconds remaining to give the Cougars the win.
- Roberts finished with 21 points and nine rebounds for his second straight 20-win game while graduate forward **Ja'Vier Francis** came off the bench to pour in 16 points with a game-high 10 assists for his first double-double of the season.

#### HEADLINES and STORYLINES

- Houston has won its last 32 games inside Fertitta Center. That stands as the nation's longest active home winning streak. In addition, the Cougars have won their last 17 conference home games and 24 of the last 25.
- The Cougars enter Tuesday's game against Utah as winners of its last 10 games. That ties with Auburn as the nation's third-longest overall streak and trails only Duke (12) and Michigan State (11).
- Houston enjoys one of the nation's leading 3-point shooting backcourts. Graduate guard **LJ Cryer** (2.8, 41.0%) and junior guard **Emanuel Sharp** (2.7, 45.9%) rank among the Big 12's Top-Five leaders in both 3-point field goals per game and 3-point field goal percentage with Sharp eighth in the nation with his 45.9 percentage. Houston is the only school in the Big 12 with multiple Top-Five leaders in both categories.
- Graduate forward **J'Wan Roberts** reached two career milestones in Houston's Jan. 11 win at Kansas State. With his jumper in the lane midway through the second half, Roberts became the 52nd Cougar to score 1,000+ points during his career. He also set a school record against the Wildcats by competing in his 150th game as a Cougar.
- With seven points in Saturday's win at UCF, graduate guard **Mylik Wilson** move past the 1,000-point mark during his complete collegiate career.
- With Houston's Dec. 7 win over Butler, graduate forward **J'Wan Roberts** set a school record and became the winningest student-athlete in program history. Entering Tuesday's game against Utah, Roberts owns a 130-22 record during his Houston career.
- Junior point guard **Milos Uzan** continues to be an offensive leader in his first season with the Cougars in 2024-25. The Las Vegas native leads Houston and ranks fifth in the Big 12 with 4.8 assists per game. Uzan leads the league and ranks third nationally with a 4.10 assist-turnover ratio. He has recorded one or fewer turnovers in 11 games this season and has dished out 44 assists with only seven giveaways during Houston's current 10-game winning streak, including 11 assists with only one turnover in the last three games.
- Since 2017-18, Houston ranks as the nation's second-winningest team with a 222-42 record. Only Gonzaga with a 227-36 record stands higher. Houston is the nation's winningest team over the four (111) and five years (139) and is tied as the winningest team over the last six (162) and seven (195).

### SETTING the SCENE

**Television:** ESPN+  
 Matt Pedersen (PXP)  
 Reid Gettys (analyst)  
 Austyn Iven (reporter)

**Radio:** KPRC 950 AM / Varsity Network app / Sirius Ch. 160 or Ch. 198  
 Jeremy Branham (PXP)  
 Elvin Hayes (analyst)  
 Pregame show begins at 6:45 p.m.

**Series vs. Utah:** Houston leads 2-0  
 Lone regular-season meeting in 2024-25  
 Second straight season schools will play;  
 First as Big 12 Conference members  
 Houston won last, 76-66  
 Shriners Children's Charleston Classic Semifinals  
 TD Arena • Charleston, S.C  
 Nov. 17, 2023  
 First meeting in Houston  
 First meeting in Fertitta Center

**Houston Head Coach: Kelvin Sampson**  
 (UNC Pembroke '78)  
**Career Record:** 778-352 (36th yr)  
**Houston Record:** 278-82 (11th yr)  
 vs. Utah: 1-1  
 (1-0 with Houston; 0-1 with Oklahoma)  
 vs. Craig Smith: 3-0  
 (3-0 with Houston)

**Utah Head Coach: Craig Smith**  
 (North Dakota '96)  
**Career Record:** 286-164 (14th yr.)  
**Utah Record:** 61-56 (4th yr.)  
 vs. Houston: 0-3  
 (0-1 with Utah; 0-1 with Utah State; 0-1 with South Dakota)  
 vs. Kelvin Sampson: 0-3  
 (0-1 with Utah; 0-1 with Utah State; 0-1 with South Dakota)

**Up Next:** \* at #9/10 Kansas  
 5:30 p.m. • Saturday, Jan. 25  
 Phog Allen Fieldhouse • Lawrence, Kan.  
 ESPN  
 950 AM KPRC | Varsity Network app

X f @UHCougarMBK  
**#ForTheCity #GoCoogs**

### THE KELVIN SAMPSON RADIO SHOW

**J Bar M Barbecue • 2201 Leeland St.**  
**7 p.m. • Throughout Big 12 season**

Head Coach **Kelvin Sampson** holds his weekly radio show inside J Bar M Barbecue (2201 Leeland St., Houston, 77003).

Hosted by **Jeremy Branham**, the show airs from 7 to 8 p.m., during the Big 12 Conference season.

Each week, Coach Sampson and Jeremy discuss the latest news about Houston Basketball, the Big 12 Conference, the NCAA and more. Student-athlete and coaching and support staff guests

1 5 0

Join Coach and Jeremy on shows.  
 Fans can tune in to 950 AM KPRC or listen via the Varsity Network app.

Fans can participate by tweeting questions to @UHCougarMBK.

Thur., Jan. 2	Wed., Feb. 19
Wed., Jan. 8	Tue., Feb. 25
Mon., Jan. 13	Wed., March 5
Wed., Jan. 30	March 10 or 11
Wed., Feb. 5	March 17 or 18
Tue., Feb. 11	

### HOUSTON COUGARS at a GLANCE (starters based on last game)

PROBABLE STARTERS	Pos.	Ht.	Wt.	Cl.-Exp.	Hometown	G-GS	PPG	RPG	Other
7 Milos Uzan	G	6-4	190	Jr.-TR	Las Vegas, Nev.	17-17	8.8	3.4	4.1 Ast-TO
4 L.J. Cryer	G	6-1	200	Gr.-1L	Katy, Texas	17-17	13.8	1.6	2.8 3FG/gm
21 Emanuel Sharp	G	6-3	210	r-Jr.-2L	Tampa, Fla.	17-17	13.8	3.0	45.9 3FG%
13 J'Wan Roberts	F	6-8	235	r-Gr.-4L	St. Thomas, V.I.	16-16	10.5	6.6	2.9 orgp
11 Joseph Tugler	F	6-8	230	So.-1L	Monroe, La.	17-11	5.7	5.7	2.4 bpg
RESERVES	Pos.	Ht.	Wt.	Cl.-Exp.	Hometown	G-GS	PPG	RPG	Other
23 Terrance Arceneaux	G	6-6	205	r-So.-2L	Beaumont, Texas	17-0	8.4	3.3	1.2 spg
8 Mylik Wilson	G	6-3	175	r-Gr.-1L	Rayville, La.	17-0	5.6	3.2	1.4 apg
5 Ja'Vier Francis	F	6-8	235	Sr.-3L	New Orleans, La.	16-6	5.5	4.3	1.2 bpg
25 Mercy Miller	G	6-4	200	Fr.-HS	Sherman Oaks, Calif.	12-0	4.1	2.3	0.6 apg
2 Cedric Lath	C	6-9	260	r-So.-1L	Abidjan, Ivory Coast	12-0	0.8	1.2	0.8 orgp
0 Kordelius Jefferson	G	6-3	200	r-Fr.-RS	Arlington, Texas	10-0	1.1	0.2	3.9 mpg
3 Ramon Walker Jr.	G	6-5	215	Sr.-3L	Pearland, Texas	8-0	2.0	2.4	50.0 FG%
12 Jacob McFarland	C	6-11	215	r-Fr.-RS	Moreno Valley, Calif.	Sitting out due to injury			
24 Chase McCarty	F	6-6	220	Fr.-HS	Huntsville, Ala.	Has not played – Expected to redshirt			

**QUICK FACTS**

**GENERAL INFORMATION**

**Location:** Houston, Texas  
**Founded:** 1927  
**Enrollment:** 47,981  
**Nickname:** Cougars  
**Colors:** Scarlet (PMS 186) and White  
**Arena (capacity):** Fertitta Center (7,035)  
**Court Name:** Penick Court  
**Affiliation:** NCAA Division I  
**Conference:** Big 12  
**President/Chancellor:** Dr. Renu Khator  
**Vice President for Athletics:** Eddie Nuñez  
**NCAA Faculty Representative:** Dr. Jason Porter  
**Athletics Ticket Office Phone:** (713) 60-COOGS (462-6647)

**COACHING STAFF**

**Head Coach:** Kelvin Sampson (UNC Pembroke '78)  
**Record at Houston:** 278-82 (11th yr.)  
**Career Record:** 778-352 (36th yr.)  
**Assistant Coaches:** Kellen Sampson, Quannas White, K.C. Beard  
**Special Assistant to the Head Coach/Assistant Coach:** Hollis Price  
**Director of Player Development/Assistant Coach:** Anthony Goldwire

**SUPPORT STAFF**

**Director of Operations & Basketball Strategy:** Bobby Champagne  
**Director of Operations:** Lauren Sampson  
**Video Coordinator:** Matthew McDonald  
**Associate AD for Sports Medicine:** John Houston  
**Director of Sports Performance:** Alan Bishop  
**Director of Program Strategy & Player Relations:** Bilal Batley  
**Associate Director of Operations:** Will Finch  
**Assistant Sports Performance Coach:** Bryan Clarke  
**Internal Operations:** Jonathan Loredo, Ryan Elvin, Justin Whatley  
**Graduate Assistant Athletics Trainer:** Shantelle Willingham  
**Student Managers:** Matthew Criswell, Carson Calhoun, Ben Still, Ciarra Merchant, Cameron Simmons, Daniela Perdomo, Trey Hill, Henry Kolassa, Kendal White, Andrew Gonzalez, Brady Wilkes, Andre Bonfiglio, Taelyn Harris

**TEAM INFORMATION**

**2023-24 Record:** 32-5  
**2023-24 Big 12 Finish:** 15-3 (Champions)  
**2023-24 Big 12 Championship Finish:** 2-1 (Finalist)  
**Starters Returning/Lost:** 4/1  
**Lettermen Returning/Lost:** 9/2  
**Newcomers:** 3  
**Returning Scoring:** 73.1% (1,987 of 2,720 pts.)  
**Returning Rebounding:** 83.7% (1,150 of 1,374 rebs.)  
**Returning Assists:** 48.3% (234 of 484 asts.)

**FERTITTA CENTER**

**Capacity:** 7,035  
**Record:** 103-6 (.945)  
**Current Streak:** Win, 32 games (since Jan. 28, 2023)  
**First Game:** W, 65-61, vs. #18/21 Oregon (Dec. 1, 2018)  
**Attendance:** 691,855 (6,348 avg.)  
**Renovation Cost:** \$60 million  
**Architects:** PG&A and AECOM  
**Project Manager:** Turner Construction

**HISTORY**

**First Season:** 1946  
**All-Time Record:** 1,449-885 (.621)  
**NCAA Tournament Appearances / Last:** 24 / 2024  
**Postseason Record:** 45-43 (.511)  
**National Championship Appearances:** 2 (1984, 1983)  
**Final Four Appearances:** 6 (2021, 1984, 1983, 1982, 1968, 1967)  
**Elite Eight Appearances:** 7 (2022, 2021, 1984, 1983, 1982, 1968, 1967)  
**Sweet 16 Appearances:** 16 (2024, 2023, 2022, 2021, 2019, 1983, 1983, 1982, 1971, 1970, 1968, 1967, 1966, 1965, 1961, 1956)  
**Last NCAA Appearance:** 2024 NCAA Tournament (lost to #13/14 (4) Duke, Sweet 16, 51-54 (March 29, 2024))  
**Conference Regular-Season Championships / Last:** 12 (2023-24)  
**Conference Tournament Championships / Last:** 8 (2022)  
**NIT Appearances:** 11 (2017, 2016, 2006, 2005, 2002, 1993, 1991, 1988, 1985, 1977, 1962)  
**Last NIT Appearance:** 2017 (lost to Akron, First Round)

**ATHLETICS COMMUNICATIONS**

**Assistant AD / Primary Basketball Contact:** Jeff Conrad  
**Office / Cell Phone:** (713) 743-9410 / (713) 557-3841  
**Email:** jaconrad@central.uh.edu

**2024-25 HOUSTON COUGARS**

No.	Name	Pos.	Ht.	Wt.	Cl.-Exp.	Hometown-High School (Last School)
0	Kordelius Jefferson	G	6-3	200	r-Fr.-RS	Bogue Chitto, Miss.-James Martin [Arlington, Texas]
2	Cedric Lath	C	6-9	260	r-So.-1L	Abidjan, Ivory Coast-Balboa School [San Diego, Calif.]
3	Ramon Walker Jr.	G	6-5	215	Sr.-3L	Pearland, Texas-Shadow Creek
4	L.J. Cryer	G	6-1	200	Gr.-1L	Katy, Texas-Morton Ranch (Baylor)
5	Ja'Vier Francis	F	6-8	235	Sr.-3L	New Orleans, La.-Montverde Academy [Fla.]
7	Milos Uzan	G	6-4	190	Jr.-TR	Las Vegas, Nev.-Desert Pines (Oklahoma)
8	Mylik Wilson	G	6-3	175	r-Gr.-1L	Rayville, La.-Rayville (Texas Tech/Louisiana)
11	Joseph Tugler	F	6-8	230	r-So.-1L	Monroe, La.-Cypress Falls [Houston]
12	Jacob McFarland	C	6-11	215	r-Fr.-RS	Moreno Valley, Calif.-Rancho Verde
13	J'Wan Roberts	F	6-8	235	r-Gr.-4L	St. Thomas, U.S. Virgin Islands-Shoemaker [Killeen, Texas]
21	Emanuel Sharp	G	6-3	210	r-Jr.-2L	Tampa, Fla.-Bishop McLaughlin Catholic School
23	Terrance Arceneaux	G	6-6	205	So.-2L	Beaumont, Texas-Beaumont United
24	Chase McCarty	F	6-6	220	Fr.-HS	Huntsville, Ala.-IMG Academy [Bradenton, Fla.]
25	Mercy Miller	G	6-4	200	Fr.-HS	Sherman Oaks, Calif.-Notre Dame

**COACHING STAFF**

**Head Coach:** Kelvin Sampson (UNC Pembroke '78), 11th season  
**Assistant Coach:** Kellen Sampson (Oklahoma '07), 11th season  
**Associate Head Coach:** Quannas White (Oklahoma '06), 7th season  
**Assistant Coach:** K.C. Beard (Boise State '08), 11th season overall  
**Special Assistant to the Head Coach/Assistant Coach:** Hollis Price (Oklahoma '11), 11th season  
**Director of Player Development/Assistant Coach:** Anthony Goldwire (Houston '20), 5th season

**SUPPORT STAFF**

**Director of Operations & Basketball Strategy:** Bobby Champagne (South Alabama '90)  
**Director of Operations:** Lauren Sampson (Oklahoma '04)  
**Video Coordinator:** Matthew McDonald (Houston '19)  
**Associate AD for Sports Medicine:** John Houston (Texas Tech '91)  
**Director of Sports Performance:** Alan Bishop (Utah State '09)  
**Director of Program Strategy & Player Relations:** Bilal Batley (Oklahoma '07)  
**Associate Director of Operations:** Will Finch (Indiana '07)  
**Assistant Director of Sports Performance:** Bryan Clarke (Texas Southern '19)  
**Internal Operations:** Jonathan Loredo (Houston '24), Ryan Elvin (Houston '23), Justin Whatley (North Carolina Central '21)  
**Graduate Assistant Athletics Trainer:** Shantelle Willingham (North Carolina Central '23)  
**Student Managers:** Matthew Criswell, Carson Calhoun, Ben Still, Ciarra Merchant, Cameron Simmons, Daniela Perdomo, Trey Hill, Henry Kolassa, Kendal White, Andrew Gonzalez, Brady Wilkes, Andre Bonfiglio, Taelyn Harris

**PRONUNCIATION GUIDE**

Names	
TERRANCE ARCEAUX	Tair-Ents Ar-Suh-No
Bobby CHAMPAGNE	Sham-Pain
L.J. CRYER	Cry-Er
Ja'VIER Francis	Jay-Vee-Ur
KORDELIUS Jefferson	Kor-Dell-E-Uss
CEDRIC LATH	Said-Rick Lot
Jacob MCFARLAND	Mick-Far-Land
J'WAN Roberts	Juh-Wahn
EMANUEL Sharp	E-Man-Yule
Joseph TUGLER	Tug-Lur
MILOS UZAN	My-Los (rhymes with dose) You-Zan
QUANNAS White	Kwah-Nus
MYLIK Wilson	Muh-Leek
Hometowns	
ABIDJAN, Ivory Coast	Ah-Buh-Jahn
BEAUMONT, Texas	Bo-Mont
BOGUE CHITTO, Miss.	Bo-Guh Chit-O
MORENO Valley, Calif.	More-A-No
PEARLAND, Texas	Pair-Land



**HOUSTON x JORDAN BRAND**

- In April 2018, the Cougars became the seventh school to be selected to join the Jordan Brand family.
- Houston is one of 12 schools to wear the Jumpman logo, joining North Carolina, Michigan, Oklahoma, Florida, Georgetown, Marquette, San Diego State, UCLA, Morehouse, Howard and Cincinnati.
- In December 2020, Houston Women's Basketball joined the Jumpman roster.

**UP NEXT**

- Following Wednesday's game, Houston hits the road to meet Kansas inside Phog Allen Fieldhouse in Lawrence, Kan., at 5:30 p.m., Saturday, Jan. 25.
- That game can be seen on ESPN.
- Houston closes the month of January when it faces West Virginia for the second time this season, this time at 6 p.m. (CST), Wednesday, Jan. 29, inside WVU Coliseum in Morgantown, W.Va.
- That game will air on ESPN+.
- From there, the Cougars open the month of February when they play host to Texas Tech at 5 p.m., Saturday, Feb. 1.
- That game will air on ESPN or ESPN2.
- All Houston Men's Basketball games can be heard on 950 AM KPRC and the Varsity Network app.



**HOUSTON JOINS BIG 12**

- The University of Houston Athletics Department officially entered a new era when it joined the Big 12 Conference on July 1, 2023.
- Cougars joined with BYU, Cincinnati and UCF to become part of the league prior to the 2023-24 season.
- The University of Houston accepted an invitation to join the league on Sept. 9, 2021.
- In 2024-25, the league welcomed Arizona, Arizona State, Colorado and Utah to the 16-team Big 12.
- For the first time in school history, Houston will play a 20-game conference schedule in 2024-25.

**TEAM COMPARISON**

Category	UH	Utah
<b>Associated Press</b> (as Jan. 20)	#7	Not ranked
<b>USA TODAY Sports Coaches</b> (as of Jan. 20)	#5	Not Ranked
<b>NET ranking</b> (thru Jan. 19, 2025)	#3	#70
<b>KenPom</b> (thru Jan. 19, 2025)	3rd (+33.75)	50th (+15.39)
<b>Offensive Efficiency</b>	13th (121.5)	36th (116.8)
<b>Defensive Efficiency</b>	1st (87.7)	80th (101.4)
<b>ESPN BPI</b> (thru Jan. 19, 2025)	2nd (23.9)	55th (10.5)
<b>Overall Record</b>	14-3	11-6
<b>Conference</b>	Big 12	Big 12
<b>Conference Record</b>	6-0 (t-1st)	3-3 (t-8th)
<b>Points</b>	76.2	80.2
<b>Opp. Points</b>	55.0	70.0
<b>Scoring Margin</b>	+21.2	+10.2
<b>Rebounds</b>	38.2	40.6
<b>Opp. Rebounds</b>	31.4	35.6
<b>Rebounding Margin</b>	+6.9	+5.0
<b>Field Goal Pct.</b>	45.9	46.8
<b>Opp. Field Goal Pct.</b>	35.6	39.8
<b>3-Point Pct.</b>	40.5	34.5
<b>Opp. 3-Point Pct.</b>	29.8	31.8
<b>3-Point FG per game</b>	8.7	9.3
<b>Free Throw Pct.</b>	74.0	63.1
<b>Opp. Free Throw Pct.</b>	69.3	68.7
<b>Free Throws Made per Game</b>	11.7	14.1
<b>Personal Fouls</b>	16.6	17.8
<b>Assists</b>	13.1	19.9
<b>Turnovers</b>	9.2	11.7
<b>Turnovers Forced</b>	14.4	11.8
<b>Turnover Margin</b>	+5.2	+0.1
<b>Assist/Turnover Ratio</b>	1.4	1.7
<b>Blocked Shots</b>	5.2	4.4
<b>Steals</b>	8.1	6.7

<p><b>Winningest student-athlete in program history</b> <b>J'Wan Roberts</b></p> <p><b>130</b></p> <p>Graduate forward <b>J'Wan Roberts</b> became the winningest student-athlete in Houston Men's Basketball history with the Cougars' 79-51 win over Butler on Dec. 7.</p>	<p><b>52nd in UH history</b> <b>J'Wan Roberts</b></p> <p><b>1,050</b></p> <p>With 10 points at Kansas State on Jan. 11, graduate forward <b>J'Wan Roberts</b> became the 52nd member of Houston's career 1,000-Point Club. He currently has 1,050 points to tie with <b>David Marrs</b> for 47th in Houston career history.</p>	<p><b>School-record holder</b> <b>J'Wan Roberts</b></p> <p><b>152</b></p> <p>Graduate forward <b>J'Wan Roberts</b> set a Houston career record by playing in the 150th game of his career at Kansas State on Jan. 11. He has now played in 152 games as a Cougar.</p>	<p><b>Fourth in UH history</b> <b>J'Wan Roberts</b></p> <p><b>82</b></p> <p>With 82 more rebounds in 2024-25, graduate forward <b>J'Wan Roberts</b> will reach the 1,000-rebound milestone in his Houston career. He currently has 918 rebounds.</p>	<p><b>1,000-point scorer</b> <b>Mylik Wilson</b></p> <p><b>3</b></p> <p>With seven points at UCF on Jan. 18, graduate guard <b>Mylik Wilson</b> reached the 1,000-point milestone in his collegiate career. He currently has 1,004 career points (255 with Houston [2023 – present; 81 with Texas Tech [2021-22] and 669 with Louisiana [2019-21]).</p>
--	---	---	--	---

**NET NOTES**

- Houston stood at #3 in the NCAA NET rankings while UCF came in at #70 in games through Jan. 19.
- Ranking system relies on game results, strength of schedule, game location, scoring margin, net offensive and defensive efficiency and qualities of wins and losses.
- Using the quadrant system, the quality of wins and losses will be organized based on game location and the opponent's NET ranking.
  - **Quadrant 1: Home** 1-30 | **Neutral** 1-50 | **Away** 1-75
  - **Quadrant 2: Home** 31-75 | **Neutral** 51-100 | **Away** 76-135
  - **Quadrant 3: Home** 76-160 | **Neutral** 101-200 | **Away** 135-240
  - **Quadrant 4: Home** 161-353 | **Neutral** 201-353 | **Away** 241-353
- Replaced RPI as primary sorting tool for evaluating teams.
- Approved in July 2019 after consultation with Division I Men's Basketball Committee, National Association of Basketball Coaches, top basketball analytics and Google Cloud Professional Services.

**MILESTONES ALERT**

- ✓ Graduate forward **J'Wan Roberts** became the 52nd member of Houston's career 1,000 Point Club in its Jan. 11 win at Kansas State. Roberts now has 1,050 points to tie with forward David Marrs (1972-76) for 47th in school history and needs only seven more points to move past guard **Byron Smith** (1,051 pts., 1989-91) and forward Richard Hollis (1,057 pts., 1987-89) into 45th in school history.
- ✓ Graduate forward **J'Wan Roberts** set the Houston career record by competing in his 150th game at Kansas State on Jan. 11. He broke out of a tie with forward **Fabian White Jr.**, who competed in 149 games from 2017-22. Roberts has now competed in 152 games during his career.
- ✓ With a free throw late in the first half in Houston's Jan. 18 win at UCF, graduate guard **Mylik Wilson** moved past 1,000 points during his complete college career. Wilson now has 1,004 points after compiling 254 points with Houston (2022 – present); 81 points with Texas Tech (2021-22) and 669 points with Louisiana (2019-21).
  - Graduate forward **J'Wan Roberts** needs only 82 rebounds to reach 1,000 rebounds during his career. He would become the fourth Cougar to reach that milestone.
  - With 82 more rebounds, graduate forward **J'Wan Roberts** would become the fourth Cougar in school history to post 1,000 points AND 1,000 rebounds in his career. He would join legendary centers **Elvin Hayes** (1965-68), **Hakeem Olajuwon** (1981-84) and **Greg Anderson** (1983-87).

**KELVIN SAMPSON vs. UTAH (1-1)**

**Houston 1-0 • Oklahoma 0-1**  
**0-0 Home • 0-0 Road • 1-1 Neutral**

---

**with Houston (1-0)**  
**0-0 Home • 0-0 Road • 1-0 Neutral**  
*Shriners Children's Charleston Classic Semifinals*  
Nov. 17, 2023 W 76-66 Charleston, S.C.

---

**with Oklahoma (0-1)**  
**0-0 Home • 0-0 Road • 0-1 Neutral**  
*NCAA Tournament Second Round*  
March 18, 2004 L 58-67 Tucson, Ariz.

---

**KELVIN SAMPSON vs. CRAIG SMITH (3-0)**

**Houston 3-0**  
**1-0 Home • 0-0 Road • 2-0 Neutral**

---

**Sampson (Houston) v. Smith (Utah) (1-0)**  
**0-0 Home • 0-0 Road • 1-0 Neutral**  
*Shriners Children's Charleston Classic Semifinals*  
Nov. 17, 2023 W 76-66 Charleston, S.C.

---

**Sampson (Houston) v. Smith (Utah State) (1-0)**  
**1-0 Home • 0-0 Road • 0-0 Neutral**  
Dec. 20, 2018 W 60-50 Fertitta Center

---

**Sampson (Houston) v. Smith (South Dakota) (1-0)**  
**0-0 Home • 0-0 Road • 1-0 Neutral**  
*Gulf Coast Showcase*  
Nov. 22, 2016 W 85-58 Estero, Fla.

**WITH A WIN...**

- Houston improves to 15-3 overall and 7-0 in Big 12 Conference play in 2024-25.
- The Cougars win their 11th straight game and for the 12th time in their last 13 contests.
- Houston improves to 7-0 in Big 12 Conference play in 2024-25. It would be the fourth time in school history and the second time under **Head Coach Kelvin Sampson** in which the Cougars started 7-0 in league play.
  - Houston improves to 1,450-885 in its history.
  - Graduate forward **J'Wan Roberts** extends his school record and collects the 131st victory of his collegiate career at Houston.
- The Cougars move to 368-82 when competing as a ranked team.
- Houston improves to 30-5 when playing as the #7 (AP) team in its history.
- The Cougars win their 14th straight game when playing as the #7 (AP) team in its history.
- The Cougars move to 3-0 against Utah during the series history.
- Houston improves to 1-0 against Utah in Houston and inside Fertitta Center during the series history.
  - **Head Coach Kelvin Sampson** improves to 779-352 in his career and 279-82 during his Houston tenure.
  - Sampson ties Lou Henson (1962-05) as the 19th winningest coach in NCAA history among coaches with 10+ years at NCAA Division I level.
  - Sampson improves to 2-1 against Utah during his career.
  - Sampson moves to 4-0 against Utah Head Coach Craig Smith during their careers.

**HOUSTON'S RECORD ...**

Category	2024-25 Record	Pct.	Sampson Era Record	Pct.
All Games	14-3	.824	278-82	.775
Conference Games	6-0	1.000	138-47	.746
Big 12 Games	6-0	1.000	21-3	.875
American Games	---	---	117-44	.727
Non-Conference Games	8-3	.727	140-35	.800
Postseason Games	0-0	.000	28-15	.651
Home Games	10-0	1.000	160-22	.879
Away Games	3-0	1.000	68-41	.624
Neutral-Site Games	1-3	.250	48-19	.716
vs. Ranked Opponents	1-2	.333	22-22	.500
vs. Unranked Opponents	13-1	.929	256-60	.810
Winning Opening Tip	9-1	.900	176-35	.834
Opp. Wins Opening Tip	5-2	.714	102-47	.685
Scoring First	11-2	.846	188-31	.858
Opp. Scores First	3-1	.750	90-52	.634
Leading at Halftime	13-3	.813	241-31	.886
Trailing at Halftime	0-1	.000	35-49	.417
Tied at Halftime	0-0	.000	2-3	.400
Leading With 5:00 Remaining	14-1	.933	262-17	.939
Trailing With 5:00 Remaining	0-1	.000	11-60	.155
Tied With 5:00 Remaining	0-1	.000	5-4	.556
in Overtime	0-2	.000	8-7	.533
Shooting 40+ Percent	14-1	.933	235-34	.874
Shooting 35-39.99 Percent	0-2	.000	32-31	.508
Shooting <35 Percent	0-0	.000	11-17	.393
Opp. Shoots 40+ Percent	4-2	.667	88-72	.550
Opp. Shoots 35-39.99 Percent	2-1	.667	82-6	.932
Opp. Shoots <35 Percent	8-0	1.000	108-4	.964
More 3-Pointers than Opp.	9-1	.900	184-37	.833
Fewer 3-Pointers than Opp.	4-2	.667	68-38	.642
Equal 3-Pointers as Opp.	1-0	1.000	26-7	.788
More Free Throws than Opp.	8-1	.889	141-17	.892
Fewer Free Throws than Opp.	6-2	.750	124-64	.660
Equal Free Throws as Opp.	0-0	.000	13-1	.929
More Rebounds than Opp.	11-1	.917	222-34	.867
Fewer Rebounds than Opp.	3-1	.750	50-43	.538
Equal Rebounds as Opp.	0-1	.000	6-5	.545
More Assists than Opp.	11-0	1.000	214-22	.907
Fewer Assists than Opp.	3-2	.600	50-53	.485
Equal Assists than Opp.	0-1	.000	14-7	.667
More Turnovers than Opp.	0-1	.000	67-34	.663
Fewer Turnovers than Opp.	14-2	.875	196-44	.817
Equal Turnovers than Opp.	0-0	.000	15-4	.789
Scoring 100+ Pts.	0-0	.000	11-0	1.000
Scoring 90-99 Pts.	2-0	1.000	22-0	1.000
Scoring 80-89 Pts.	4-1	.800	72-5	.935
Scoring 70-79 Pts.	3-1	.750	105-15	.875
Scoring 60-69 Pts.	5-1	.833	63-33	.656
Scoring <60 Pts.	0-0	.000	5-29	.147
Allowing 100+ Pts.	0-0	.000	0-0	.000
Allowing 90-99 Pts.	0-0	.000	4-1	.800
Allowing 80-89 Pts.	0-1	.000	4-16	.200
Allowing 70-79 Pts.	0-2	.000	27-29	.482
Allowing 60-69 Pts.	1-0	1.000	83-27	.755
Allowing <60 Pts.	13-0	1.000	160-8	.952
Games Decided By 1-3 Pts.	1-1	.500	19-26	.422
Games Decided By 4-6 Pts.	0-2	.000	31-17	.646
Games Decided By 7-10 Pts.	0-0	.000	37-15	.712
Games Decided By 11+ Pts.	13-0	1.000	191-24	.888
November	4-3	.571	51-9	.850
December	5-0	1.000	67-13	.838
January	5-0	1.000	60-23	.723
February	0-0	.000	53-18	.746
March	0-0	.000	47-18	.723
April	0-0	.000	0-1	.000
in White Houston Uniforms	7-1	.875	131-28	.824
in White Cougars Uniforms	2-2	.500	24-5	.828
in White Throwback Uniforms	0-0	.000	13-2	.867
in Red Houston Uniforms	0-0	.000	46-33	.583
in Red Script Uniforms	0-0	.000	3-2	.600
in Black Houston Uniforms	5-0	1.000	31-8	.795
in Black Cougars Uniforms	0-0	.000	15-3	.833
in Grey Uniforms	0-0	.000	15-1	.929



**2024-25 STANDINGS**  
through games of Jan. 20, 2025

TEAM	BIG 12 GAMES			ALL GAMES		
	W	L	Pct.	W	L	Pct.
Houston	6	0	1.000	14	3	.824
Iowa State	5	1	.833	15	2	.882
Arizona	5	1	.833	11	6	.647
Kansas	4	2	.667	13	4	.765
West Virginia	4	2	.667	13	4	.765
Texas Tech	4	2	.667	13	4	.765
UCF	3	3	.500	12	5	.706
Baylor	3	3	.500	11	6	.647
Utah	3	3	.500	11	6	.647
TCU	3	3	.500	10	7	.588
Cincinnati	2	4	.333	12	5	.706
BYU	2	4	.333	11	6	.647
Oklahoma State	2	4	.333	10	7	.588
Arizona State	1	5	.167	10	7	.588
Kansas State	1	5	.167	7	10	.412
Colorado	0	6	.000	9	8	.529

**UPCOMING GAMES**

<b>Tue., Jan. 21</b>	* <b>Utah at Houston</b>	7 p.m.	ESPN+
	* UCF at Iowa State	7 p.m.	ESPN+
	* Arizona at Oklahoma State	8 p.m.	ESPNU
	* Arizona State at West Virginia	8 p.m.	CBSSN
	* BYU at Colorado	10 p.m.	ESPNU
<b>Wed., Jan. 22</b>	* Kansas at TCU	6 p.m.	ESPN2
	* Kansas State at Baylor	8 p.m.	ESPN2/ESPN
<b>Sat., Jan. 25</b>	* <b>Houston at Kansas</b>	5:30 p.m.	ESPN
	* Colorado at Arizona	2 p.m.	ESPN+
	* TCU at UCF	3 p.m.	ESPN+
	* Baylor at Utah	3:30 p.m.	ESPN2
	* Cincinnati at BYU	9 p.m.	ESPN2
<b>Sun., Jan. 26</b>	* Oklahoma State at Texas Tech	2 p.m.	ESPN+
	* West Virginia at Kansas State	5 p.m.	CBSSN
<b>Mon., Jan. 27</b>	* Iowa State at Arizona	9:30 p.m.	ESPN
<b>Tue., Jan. 28</b>	* UCF at Kansas	7 p.m.	ESPN+
	* Arizona State at Colorado	8 p.m.	ESPN+
	* Baylor at BYU	8 p.m.	ESPN2
	* Cincinnati at Utah	9 p.m.	CBSSN
<b>Wed., Jan. 29</b>	* <b>Houston at West Virginia</b>	6 p.m.	ESPN+
	* TCU at Texas Tech	6 p.m.	ESPN2/ESPN
	* Oklahoma State at Kansas State	8 p.m.	CBSSN
<b>Sat., Feb. 1</b>	* <b>Texas Tech at Houston</b>	5 p.m.	ESPN/2
	* Arizona at Arizona State	Noon	CBS
	* Kansas State at Iowa State	1 p.m.	ESPN/2
	* Utah at Oklahoma State	2 p.m.	ESPN+
	* BYU at UCF	3 p.m.	ESPN+
	* Kansas at Baylor	3 p.m.	ESPN

**RECENT GAMES**

<b>Sun., Jan. 19</b>	* TCU 74, at Baylor 71
<b>Sat., Jan. 18</b>	* <b>Houston 69, at UCF 68</b>
	* at Kansas 84, Kansas State 54
	* at Texas Tech 70, Arizona 54
	* at Cincinnati 67, Arizona State 60
	* at Oklahoma State 83, Colorado 73
	* at West Virginia 64, Iowa State 57
	* at Utah 73, BYU 72
<b>Wed., Jan. 15</b>	* <b>at Houston 70, West Virginia 54</b>
	* Utah 73, at TCU 65
	* at Iowa State 74, Kansas 57
	* Cincinnati 68, at Colorado 62
<b>Tue., Jan. 14</b>	* at BYU 85, Oklahoma State 69
	* Texas Tech 61, at Kansas State 57
	* at Arizona 81, Baylor 70
	* UCF 95, at Arizona State 89
<b>Sun., Jan. 12</b>	* West Virginia 78, at Colorado 70
<b>Sat., Jan. 11</b>	* <b>Houston 87, at Kansas State 57</b>
	* TCU 71, BYU 67
	* Iowa State 85, at Texas Tech 84 (OT)
	* Kansas 54, at Cincinnati 40
	* at Utah 83, Oklahoma State 62
	* Baylor 72, at Arizona State 66 (OT)
	* at Arizona 88, UCF 80
<b>Wed., Jan. 8</b>	* at UCF 75, Colorado 74
	* at Kansas 74, Arizona State 55
<b>Tue., Jan. 7</b>	* Arizona 75, at West Virginia 56
	* at Iowa State 82, Utah 59
	* at Oklahoma State 79, Kansas State 66
	* at Baylor 68, Cincinnati 48
	* Texas Tech 72, at BYU 67

**HOUSTON in NATIONAL POLLS**

• Houston stood at #7 in the Associated Press (1,151 pts.) and at #5 in the USA TODAY Sports Coaches (623 pts.) polls, as of Jan. 20.

• With the Jan. 20 rankings, Houston was ranked in the AP Top 25 for the 242nd week in program history.

• With the Jan. 20 rankings, Houston owns the nation's longest active streak of being ranked at 97 consecutive weeks. Gonzaga previously held the honor at 143 straight weeks before falling out of the Jan. 15 poll.

**Record when Ranked:** With its Jan. 18 win at UCF in Orlando, Fla., Houston is 367-82 when playing as a ranked team in program history.

**Top 10 Streaks:** With the Dec. 2 rankings, the Cougars moved out of the AP Top 10 for the first time since the final AP poll of the 2021-22 season on March 14, 2022.

• That snapped Houston's school-record streak of 44 consecutive weeks in the Top 10. The previous record was 33 straight weeks in the AP Top 10 from Nov. 27, 1967 through Dec. 2, 1969.

**as #7:** Houston is 29-5 when competing as the #7 (AP) team during its history.

• This marks the third week in which the Cougars will compete as the #7 (AP) team during the 2024-25 season. Houston stood at #7 in the Nov. 18 AP and USA TODAY Sports Coaches polls and was ranked #7 in the Nov. 25 Coaches poll.

• This also marks the sixth week in which the Cougars will compete as Top-10 team during the 2024-25 season.

• Wednesday's game will be the first time Houston has competed as the #7 (AP) team since an 80-44 win over Hofstra inside Fertitta Center in Houston on Nov. 22, 2024.

• Houston's last loss as the #7 (AP) team was a 102-89 loss to #14 Louisiana during the NCAA Tournament Midwest Region First Round in Wichita, Kan., on March 10, 1973 (That loss was later credited as a forfeit win for the Cougars by the NCAA).

**Weekly Streaks:** With the Jan. 20 rankings, the Cougars extended their school record with their 97th consecutive week ranked among the AP Top 25. The previous mark was 35 straight weeks in the poll from 1967 to 1969.

• The Cougars have appeared in every AP Top 25 poll since Jan. 20, 2020 and own the nation's longest active streak.

• Houston has appeared in the Coaches poll for 82 consecutive weeks, dating back to March 2, 2020.

• The Jan. 13, 2020, polls were the last time Houston did not appear in either the AP or Coaches Top 25 polls.

**Season Streaks:** This is the eighth straight season in which Houston was ranked for at least one week.

• The Cougars have been ranked in both final national polls in each of the last six seasons, a first in program history.

**Preseason:** This was the fifth straight season in which the Cougars were ranked in both national preseason polls.

• That is the longest streak since the Cougars were ranked in the AP preseason poll for eight consecutive seasons from 1966 to 1974.

**ABOUT UTAH**

• Utah brings an 11-6 overall record and 3-3 mark in Big 12 Conference play into Tuesday's game in Fertitta Center.

• The Utes are tied with UCF for eighth in the latest Big 12 standings.

• Utah is 1-2 in road games and 1-4 in non-home games during the 2024-25 season.

• The Utes have won their last three games. Those wins snapped a four-game losing streak.

• In its most recent action, Utah took a 73-72 win in overtime in Salt Lake City on Saturday night. Fifth-year guard Hunter Erickson hit a pair of free throws with 13.2 seconds remaining to lift the Utes to the win.

• Against BYU, junior forward Ezra Ausar scored 26 points on 11-of-15 shooting and grabbed six rebounds with two assists and a pair of steals. Senior center Lawson Lovering added 13 points with seven rebounds, four assists and three blocks while sophomore forward Jake Wahlin led Utah with nine rebounds.

• This season, Gabe Madsen leads the Utes with 15.8 points per game while Ausar stands second with 11.2 points per contest. Lovering is third with 10.6 points per game but leads the team with 5.3 rebounds per contest. Sophomore guard Miro Little is tops with 4.1 assists per game.

**Head Coach:** Craig Smith is in his fourth season at Utah and his 14th season as a collegiate head coach.

• Smith has built a 286-164 record during his career and is 61-56 during his career at Utah.

• He previously compiled a 74-24 record at Utah State (2018-21), a 79-55 mark at South Dakota (2014-18) and a 72-29 mark at Mayville State (2004-07).

• Smith has an 0-3 record against Houston during his career with an 0-1 mark with Utah.

• Smith has an 0-3 record against Houston **Head Coach Kelvin Sampson** during their careers with all single previous meetings coming his Utah, Utah State and South Dakota stings and Sampson's Houston tenure.

• 1996 graduate of North Dakota.

**NATIONAL POLLS**  
as of Jan. 20, 2025

2024-25 opponents in bold

**Associated Press**

Rk.	Team	Record	Pts.
1.	<b>Auburn (62)</b>	17-1	1,550
2.	Duke	16-2	1,485
3.	<b>Iowa State</b>	15-2	1,397
4.	Alabama	15-3	1,338
5.	Florida	16-2	1,262
6.	Tennessee	16-2	1,170
7.	<b>Houston</b>	14-3	1,151
8.	Michigan State	16-2	1,109
9.	Kentucky	14-4	1,057
10.	Marquette	15-3	950
11.	Purdue	15-4	906
12.	<b>Kansas</b>	13-4	902
13.	Texas A&M	14-4	794
14.	Mississippi State	15-3	731
15.	Oregon	15-3	638
16.	Mississippi	15-3	564
17.	Illinois	13-5	526
18.	Wisconsin	15-3	437
19.	UConn	13-5	365
20.	St. John's	16-4	320
21.	Michigan	14-4	305
22.	Missouri	15-3	275
23.	<b>West Virginia</b>	13-4	240
24.	Memphis	14-4	232
25.	Louisville	14-5	125

Others receiving votes: Texas Tech 104, Utah State 38, Vanderbilt 35, Gonzaga 34, Georgia 30, Clemson 30, **Arizona 21**, Saint Mary's (Calif.) 12, **Cincinnati 4**, Baylor 4, UC Irvine 3, Wake Forest 2, Creighton 2, Bradley 1, Maryland 1.

**USA TODAY Sports Coaches'**

Rk.	Team	Record	Pts.
1.	<b>Auburn (30)</b>	17-1	774
2.	Duke	16-2	739
3.	<b>Alabama</b>	15-3	672
4.	<b>Iowa State</b>	15-2	668
5.	<b>Houston</b>	14-3	623
6.	Florida	16-2	615
7.	Tennessee	16-2	584
8.	Michigan State	16-2	558
9.	Kentucky	14-4	478
10.	Marquette	15-3	473
11.	<b>Kansas</b>	13-4	467
12.	Purdue	15-4	452
13.	Texas A&M	14-4	383
14.	Mississippi State	15-3	341
15.	Oregon	15-3	309
16.	Mississippi	15-3	272
17.	Illinois	13-5	266
18.	UConn	13-5	230
19.	Wisconsin	15-3	194
20.	Michigan	14-4	180
21.	St. John's	16-3	167
22.	Memphis	14-4	130
23.	<b>West Virginia</b>	13-4	107
24.	Missouri	15-3	77
25.	<b>Texas Tech</b>	13-4	53

Others receiving votes: Louisville 43; Gonzaga 43; Georgia 39; Clemson 28; Utah State 26; Saint Mary's (Calif.) 25; Vanderbilt 16; Oklahoma 16; Maryland 8; Creighton 7; **Arizona 6**; UCLA 2; UC Irvine 2; Baylor 2.

**WEEK-by-WEEK**

Date	AP	Coaches
Preseason	#4 (4) [1,343]	#4 (4) [698]
Week 1 (Nov. 11)	#8 [1,070]	#10 [488]
Week 2 (Nov. 18)	#7 [1,091]	#7 [470]
Week 3 (Nov. 25)	#6 [1,125]	#7 [559]
Week 4 (Dec. 2)	#17 [402]	#18 [221]
Week 5 (Dec. 9)	#15 [513]	#13 [304]
Week 6 (Dec. 16)	#15 [582]	#12 [363]
Week 7 (Dec. 23)	#15 [615]	#12 [406]
Week 8 (Dec. 30)	#14 [626]	#14 [386]
Week 9 (Jan. 6)	#12 [768]	#11 [454]
Week 10 (Jan. 13)	#10 [935]	#8 [522]
Week 11 (Jan. 20)	#7 [1,151]	#5 [623]
Week 12 (Jan. 27)	---	---
Week 13 (Feb. 3)	---	---
Week 14 (Feb. 10)	---	---
Week 15 (Feb. 17)	---	---
Week 16 (Feb. 24)	---	---
Week 17 (March 3)	---	---
Week 18 (March 10)	---	---
Week 19 (March 17)	---	---
Final (April 8)	---	---

( ) — First-place votes | [ ] Poll points

**WINNINGEST NCAA DIVISION I TEAMS since 2017-18**  
through Jan. 19, 2025 | 2024-25 opponents in bold

Rk.	School	Last 8 Yrs	Last 7 Yrs (Rk.)	Last 6 Yrs (Rk.)	Last 5 Yrs (Rk.)	Last 4 Yrs (Rk.)	Last 3 Yrs (Rk.)	2024-25	2023-24	2022-23	2021-22	2020-21	2019-20	2018-19	2017-18
1.	Gonzaga	227-36	195-31 (t1)	162-27 (t1)	131-25 (2)	100-24 (5)	72-20 (4)	14-6	27-8	31-6	28-4	31-1	31-2	33-4	32-5
2.	<b>Houston</b>	<b>222-42</b>	<b>195-34 (t1)</b>	<b>162-30 (t1)</b>	<b>119-22 (1)</b>	<b>111-18 (1)</b>	<b>79-12 (2)</b>	<b>14-3</b>	<b>32-5</b>	<b>33-4</b>	<b>32-6</b>	<b>28-4</b>	<b>23-8</b>	<b>33-4</b>	<b>27-8</b>
3.	Kansas	204-59	173-51 (3)	147-41 (3)	119-38 (5)	98-29 (6)	64-23 (10)	13-4	23-11	28-8	34-6	21-9	28-3	26-10	31-8
4.	Duke	201-58	172-50 (4)	140-44 (7)	115-38 (t7)	102-27 (4)	70-20 (6)	16-2	27-9	27-9	32-7	13-11	25-6	32-6	29-8
5.	Purdue	197-65	167-58 (5)	141-48 (6)	125-33 (3)	107-23 (2)	78-15 (3)	15-4	34-5	29-6	29-8	18-10	16-15	26-10	30-7
6.	<b>San Diego State</b>	<b>188-63</b>	<b>166-52 (t6)</b>	<b>145-39 (4)</b>	<b>115-37 (t7)</b>	<b>92-32 (10)</b>	<b>69-23 (7)</b>	<b>11-5</b>	<b>26-11</b>	<b>32-7</b>	<b>23-9</b>	<b>23-5</b>	<b>30-2</b>	<b>21-13</b>	<b>22-11</b>
t7.	<b>Auburn</b>	<b>187-66</b>	<b>161-58 (t9)</b>	<b>131-48</b>	<b>106-42</b>	<b>93-28 (9)</b>	<b>65-22 (9)</b>	<b>17-1</b>	<b>27-8</b>	<b>21-13</b>	<b>28-6</b>	<b>13-14</b>	<b>25-6</b>	<b>30-10</b>	<b>26-</b>
t7.	Tennessee	187-68	161-59 (9)	130-53	113-39 (t9)	95-30 (8)	68-22 (8)	16-2	27-9	25-11	27-8	18-9	17-14	31-6	26-9
9.	Liberty	186-70	164-55 (8)	135-48 (10)	105-44	82-38	60-27	15-4	18-14	27-9	22-11	23-6	30-4	29-7	22-15
10.	Virginia	184-63	153-60	118-57	95-50	77-43	56-29	8-10	23-11	25-8	21-14	18-7	23-7	35-3	31-3
t11.	Belmont	183-63	159-54	132-48	106-41	80-37	55-29	14-5	20-13	21-11	25-8	26-4	26-7	27-6	24-9
t11.	Drake	183-74	166-57 (t6)	142-47 (5)	122-33 (4)	96-28 (7)	71-17 (5)	16-2	28-7	27-8	25-11	26-5	20-14	24-10	17-17
13.	Villanova	181-77	144-72	119-62	95-55	77-48	47-40	12-7	18-16	17-17	30-8	18-7	24-7	26-10	36-5
t14.	Vermont	179-60	152-52	125-45	99-38	89-33 (10)	61-27 (t9)	10-9	28-7	23-11	28-6	10-5	26-7	27-7	27-8
t14.	Michigan State	179-77	149-72	117-65	95-56	80-43	57-30	16-2	20-15	21-13	23-13	15-13	22-9	32-7	30-5
16.	<b>Baylor</b>	<b>178-70</b>	<b>159-55</b>	<b>139-41 (8)</b>	<b>113-37 (t9)</b>	<b>85-35</b>	<b>58-28</b>	<b>11-6</b>	<b>24-11</b>	<b>23-11</b>	<b>27-7</b>	<b>28-2</b>	<b>26-4</b>	<b>20-14</b>	<b>19-15</b>
17.	North Carolina	177-86	151-75	122-68	107-47	90-37	61-28	12-7	29-8	20-13	29-10	18-11	14-19	29-7	26-11
18.	Kentucky	175-74	149-63	119-56	94-50	85-34	59-26	14-4	23-10	22-12	26-8	9-16	25-6	30-7	26-11
t19.	<b>Texas Tech</b>	<b>173-82</b>	<b>146-72</b>	<b>115-65</b>	<b>97-52</b>	<b>79-43</b>	<b>52-31</b>	<b>13-4</b>	<b>23-11</b>	<b>16-16</b>	<b>27-10</b>	<b>18-11</b>	<b>18-13</b>	<b>31-7</b>	<b>27-10</b>
t19.	Oregon	173-85	150-72	125-59	101-52	80-45	60-30	15-3	24-12	21-15	20-15	21-7	24-7	25-13	23-13
t20.	South Dakota State	173-72	145-65	121-56	99-46	83-39	53-34	12-8	22-13	19-13	30-5	16-7	22-10	24-9	28-7

**SERIES HISTORY vs. UTAH**

- Houston owns a 2-0 lead against Utah in the series, which began during the 1982-83 season.
- Tuesday's game marks the second straight season in which the two schools will meet but the first as Big 12 Conference rivals.
- In the most recent meeting, Houston took a 76-66 win during the Shriners Children's Charleston Classic Semifinals inside TD Arena in Charleston, S.C., on Nov. 17, 2023.
- In the first meeting against Utah, the Cougars enjoyed an 82-57 win in the Suntory Classic in Tokyo on Dec. 17, 1982.
- at Home / in Fertitta Center:** Tuesday's game will be the first time the Cougars have faced Utah on their home court / in Fertitta Center.

**KELVIN SAMPSON vs. UTAH**

- Houston **Head Coach Kelvin Sampson** has posted a 1-1 record against Utah during his career.
- That includes a 1-0 mark with Houston and an 0-1 mark with Oklahoma.
- In his most recent meeting against Utah, Sampson's 2023-24 Houston team claimed a 76-66 win over Utah during the Shriners Children's Charleston Classic Semifinals inside TD Arena in Charleston, S.C., on Nov. 17, 2023.
- In his first meeting against Utah, Sampson's 2003-04 Oklahoma squad dropped a 67-58 decision in Tucson, Ariz., during the NCAA Tournament Second Round on March 18, 2004.
- at Home:** Tuesday's game will be the first time Sampson has faced Utah in his home game during his career.

**KELVIN SAMPSON vs. CRAIG SMITH**

- Houston **Head Coach Kelvin Sampson** posted a 3-0 record against Utah Head Coach Craig Smith during their careers.
- All three previous meetings have come during Sampson's Houston tenure. Utah is the third school at which Smith has faced Sampson and the Cougars, joining South Dakota and Utah State.
- In his most recent meeting against Smith, Sampson's 2023-24 Houston took a 76-66 win during the Shriners Children's Charleston Classic Semifinals inside TD Arena in Charleston, S.C., on Nov. 17, 2023.
- In his first meeting against Smith, Sampson's 2016-17 Houston squad claimed an 85-58 victory over Smith's South Dakota team during the Gulf Coast Showcase in Estero, Fla. on Nov. 22, 2016.
- at Home:** Sampson has posted a 1-0 home record against Smith during their careers.
- Tuesday's game will be the first time Sampson has faced Smith in the former's home game during Smith's Utah's tenure.
- In the lone previous meeting, Sampson's 2018-19 Houston team enjoyed a 60-50 win over Smith's Utah squad inside Fertitta Center on Dec. 2018.

**HOME SWEET HOME**

Since 2015-16, the Cougars have posted a 149-14 (.914) record while competing in three different home venues, including a 122-6 (.953) mark in the last 7+ seasons.

Houston is 103-6 (.945) in the Fertitta Center during the facility's history

Season	Record	Venue (Record)
2024-25	10-0	Fertitta Center
2023-24	17-0	Fertitta Center
2022-23	16-2	Fertitta Center
2021-22	16-1	Fertitta Center
2020-21	15-0	Fertitta Center
2019-20	14-2	Fertitta Center
2018-19	19-1	Fertitta Center (15-1) / H&PE Arena (4-0)
2017-18	15-0	H&PE Arena
2016-17	12-5	Hofheinz Pavilion (12-4) / H&PE Arena (0-1)
2015-16	15-3	Hofheinz Pavilion
<b>Totals</b>	<b>149-14</b>	<b>Fertitta Center (103-6); H&amp;PE Arena (19-1); Hofheinz Pavilion (27-7)</b>

- in Fertitta Center:** Sampson has posted a 1-0 record inside Fertitta Center against Smith during their careers.
- In the lone previous meeting, Sampson's 2018-19 Houston team enjoyed a 60-50 win over Smith's Utah squad inside Fertitta Center on Dec. 2018.

**LAST TIME vs. UTAH**

**#6/6 Houston 76, Utah 66 • Shriners Children's Charleston Classic Semifinals • TD Arena • Charleston, S.C. • Friday, Nov. 17, 2023**  
by Associated Press

- Guard **LJ Cryer** scored 14 points, including a pair of 3-pointers after Utah had wiped out the sixth-ranked Cougars' 14-point lead, and Houston beat the Utes 76-66 inside TD Arena.
- The Cougars shot 33% on 3s (8-of-24) and made only half of their 24 free throws. Still, they used the late rally to improve to 5-0 for the second straight season and reach the title game against Dayton.
- The Utes trailed 50-36 in the second half before Gabe Madsen hit three of his eight 3-pointers during a 20-6 run to tie it at 56-all with seven minutes left.
- Guard **Terrance Arceneaux** broke the tie with a bucket before Cryer hit two from beyond the arc to put the Cougars ahead 64-58. Utah would not rally again.
- Madsen posted a career-high 29 points for Utah, and Branden Carlson scored 17.
- Guard **Emanuel Sharp** led the Cougars with 15 points, and point guard **Jamal Shead** had 14 points with six rebounds, five assists and three steals. Forward **J'Wan Roberts** had his first double-double of the season with 13 points and 12 rebounds.
- The Utes were ahead 16-15 on Carlson's

basket with 12:14 to go. Houston responded with a 24-14 run the rest of the half to lead 39-30 at the break.

**LAST TIME OUT**

**#10/8 Houston 69, UCF 68 • Addition Financial Arena • Orlando, Fla. • Saturday, Jan. 18, 2025**  
by Associated Press

- Graduate forward **J'Wan Roberts** made a go-ahead layup with 1.1 seconds left to lift #10/8 Houston to a thrilling 69-68 win over UCF inside Addition Financial Arena on Saturday.
- Roberts powered his way to the basket off an inbounds pass, beating UCF's shot blockers to the rim. The Knights were unable to get off a final shot attempt after sophomore forward **Joseph Tugler** deflected the inbounds pass.
- Roberts scored 17 of his 21 points in the second half. He went 10-for-17 from the field for the game, and also grabbed nine rebounds to lead the Cougars to their 10th straight win.
- The St. Thomas, V.I. native recorded his second straight 20-point game, his third of the 2024-25 season and the eighth of his collegiate career. The Cougars improved to 7-1 when Roberts scored 20+ points.
- Senior forward **Ja'Vier Francis** added 16 points and 10 boards for Houston, which trailed 38-30 at halftime, its first halftime deficit of the season.
- UCF's Moustapha Thiam had 18 points, five rebounds and three blocks. Jordan Ivy-Curry scored 14 points for the Knights, and Darius Johnson finished with 13.
- UCF took the lead with nine seconds left when Keyshawn Hall took the ball to the basket and finished over two defenders. Hall, who scored 40 points in the Knights' win over Arizona State on Tuesday night, had six points on 2-for-12 shooting.
- Houston opened the second half on a 7-0 run and took a 41-40 lead with 14:39 left. That gave the Cougars momentum and confidence on the road that helped them secure the win.
- Houston struggled with Thiam at times. But that did not stop the Cougars from attacking the offensive glass. Houston finished with 18 offensive rebounds and outscored UCF 48-26 in the paint.

**WINNINGEST TEXAS NCAA DIVISION I TEAMS since 2015-16**  
(through Jan. 19, 2025)

Rk.	School	W-L	Pct.
1.	<b>Houston</b>	<b>265-63</b>	<b>.810</b>
2.	Baylor	227-90	.716
3.	Texas Tech	210-109	.658
4.	Stephen F. Austin	199-100	.666
5.	Texas	193-126	.605
6.	Sam Houston	192-123	.610
7.	Texas A&M	191-121	.612
8.	North Texas	187-126	.597
9.	SMU	185-108	.631
10.	TCU	182-138	.569
11.	Texas State	180-129	.583
12.	Tarleton State	178-116	.605
13.	Abilene Christian	175-130	.574

**BOUNCING BACK**

• Under **Head Coach Kelvin Sampson's** leadership, the Cougars have posted a 30-2 record, including 23 straight wins at one point, in games following a regular-season loss since Feb. 1, 2017.

• The Cougars have won handily in those games, winning by an average of 19.0 points per game (607 points in 32 games).

• In their most recent game following a regular-season loss, the Cougars enjoyed a 79-51 win over Butler during the Big 12-Big East Battle inside Fertitta Center on Dec. 7. That victory came after a 73-70 loss in overtime to San Diego during the Third-Place Game of Players Era Festival inside MGM Grand Garden Arena in Las Vegas on Nov. 30.

• Houston has lost consecutive games only twice since Feb. 1, 2017.

• In the most recent losing streak during the 2023-24 season, the Cougars fell 57-53 at Iowa State (Jan. 9, 2024) and lost at TCU, 68-67 (Jan. 13, 2024).

• Houston went on to win 14 of its next 15 Big 12 Conference games to capture the regular-season championship in its first year in the league.

**STREAKING at the LINE**

• Graduate guard **LJ Cryer** stands as one of the Cougars, the Big 12's and the nation's premier free throw shooters.

• The Katy, Texas, native saw his streak of 26 consecutive made free throws end on his third attempt in the Cougars' win over rv/#25 West Virginia inside Fertitta Center on Jan. 15.

• That was only Cryer's second miss of the season. He had drained 33-of-35 free throw tries for a 94.3 percentage.

• Cryer's streak of 26 straight included all 10 vs. #9/9 Alabama (Nov. 26), two tries against Notre Dame (Nov. 27), two tries against San Diego State (Nov. 30), two tries against Butler (Dec. 7), two tries against Texas A&M-Corpus Christi (Dec. 21) and two tries against at Oklahoma State (Dec. 30), four attempts at Kansas State (Jan. 11) and his first two tries against rv/#25 West Virginia (Jan. 15).

• Cryer leads Houston and would lead the Big 12 and rank among the nation's Top-10 leaders with his percentage but falls short of qualifying with the minimums.

**STREAKING BEHIND the ARC**

• Junior guard **Emanuel Sharp** has established himself as a national leader in 3-point field goal shooting.

• Sharp has buried 45-of-98 long-range tries for a 45.9 percentage. He ranks second in the Big 12 Conference and eighth nationally with that total.

• The Tampa, Fla., native drained 10 consecutive 3-pointers earlier this season (final two vs. Auburn [Nov. 9]; both vs. Louisiana [Nov. 13]; all five vs. Hofstra [Nov. 22] and first vs. #11/11 Auburn [Nov. 26]).

**INJURY BUG**

• Redshirt freshman center **Jacob McFarland** was lost after suffering a broken leg in practice on Oct. 29.

• McFarland underwent successful surgery that night and has begun the rehabilitation process.

• No timeline has been announced for his return.

• Senior guard **Ramon Walker Jr.** has missed the last eight games after undergoing surgery on his right hand to repair a tendon following a collision in practice in mid-December.

• Walker is expected to miss 4-5 weeks.

**KENPOM.COM TOP 20 in BOTH OFFENSIVE & DEFENSIVE EFFICIENCIES through Jan. 19, 2025**

School	OFF.	Rk.	DEF.	Rk.
<b>Houston</b>	<b>121.5</b>	<b>13th</b>	<b>87.7</b>	<b>1st</b>
Iowa State	121.8	11th	91.2	6th
Duke	124.8	3rd	88.0	2nd
Auburn	130.9	1st	94.7	18th
Florida	124.4	5th	94.0	15th
Illinois	119.4	19th	92.5	10th
Arizona	119.1	20th	95.4	20th

**KENPOM.COM TOP 15 in BOTH OFFENSIVE & DEFENSIVE EFFICIENCIES through Jan. 19, 2025**

School	OFF.	Rk.	DEF.	Rk.
<b>Houston</b>	<b>121.5</b>	<b>13th</b>	<b>87.7</b>	<b>1st</b>
Iowa State	121.8	11th	91.2	6th
Duke	124.8	3rd	88.0	2nd
Florida	124.4	5th	94.0	15th

**LOOKING for SEVEN STRAIGHT**

• Houston will be looking to extend its school record-setting NCAA Tournament streak in 2024-25.

• Entering the 2024-25 season, the Cougars have competed in six consecutive NCAA Tournaments (2024 Sweet 16, 2023 Sweet 16, 2022 Elite Eight, 2021 Final Four, 2019 Sweet 16, 2018 Second Round) (The 2020 Tournament was not held due to the COVID-19 pandemic).

• In a program history which features 25 NCAA Tournament berths and six NCAA Final Four appearances, Houston has never competed in seven straight NCAA Tournaments.

• The Cougars competed in 4+ straight NCAA Tournaments five times during the program's history: 2018 to present; 1981 to 1984; 1970 to 1973 and 1965 to 1968).

**HOME SWEET HOME**

• The Cougars have made Fertitta Center one of the top homecourt advantages in college basketball.

• With its Jan. 15 win over Big 12-rival rv/#25 West Virginia, Houston currently owns a 32-game home winning streak, the nation's longest active streak.

• The Cougars posted a perfect 17-0 home record inside Fertitta Center in 2023-24. It was the 11th undefeated home season in school history and the third under **Head Coach Kelvin Sampson**.

• Houston's last home loss in Fertitta Center was a 56-55 setback against then-American Athletic Conference rival Temple on Jan. 22, 2023.

• With the Jan. 15 win against rv/#25 West Virginia, the Cougars have posted a 103-6 (.945) record inside Fertitta Center since the \$60 million facility opened on Dec. 1, 2018.

**COUGARS AMONG STATISTICAL LEADERS**

*National rankings (through Jan. 19, 2025)  
Big 12 rankings (through Jan. 20, 2025)  
Big 12 leader in bold red*

Category	Mark	Big 12 Rank	National Rank
AP (as of Jan. 20, 2025)	#12	3rd	#12
USATODAY Sports Coaches (as of Jan. 20, 2025)	#11	2nd	#11
<b>NET</b> (thru Jan. 19, 2025)	<b>#3</b>	<b>1st</b>	<b>#3</b>
<b>KenPom</b> (thru Jan. 19, 2025)	<b>+33.75</b>	<b>1st</b>	<b>3rd</b>
<b>Offensive Efficiency</b>	121.5	3rd	13th
<b>Defensive Efficiency</b>	<b>87.7</b>	<b>1st</b>	<b>1st</b>
<b>ESPN BPI</b> (thru Jan. 19, 2025)	<b>23.9</b>	<b>1st</b>	<b>2nd</b>
<b>W-L Percentage</b>	.824	t-4th	21st
<b>Big 12 W-L Percentage</b>	<b>1.000</b>	<b>t-1st</b>	---
<b>Scoring Offense</b>	76.2	9th	152nd
<b>Scoring Defense</b>	<b>55.0</b>	<b>1st</b>	<b>1st</b>
<b>Scoring Margin</b>	<b>+21.2</b>	<b>1st</b>	<b>2nd</b>
<b>FG Pct.</b>	45.9	9th	128th
<b>Opp. FG Pct.</b>	<b>35.6</b>	<b>1st</b>	<b>1st</b>
<b>3-Pt. Pct.</b>	<b>40.5</b>	<b>1st</b>	<b>4th</b>
<b>3-Pt. FGs per Game</b>	9.7	7th	98th
<b>Opp. 3-Pt. Pct.</b>	29.8	5th	37th
<b>FT Pct.</b>	74.0	7th	102nd
<b>Opp. FT Pct.</b>	69.3	12th	---
<b>Total Rebounds</b>	38.2	5th	74th
<b>Total Rebounds Allowed</b>	31.4	3rd	---
<b>Rebounding Margin</b>	+6.9	4th	32nd
<b>Offensive Rebounds</b>	13.2	2nd	40th
<b>Offensive Rebound Pct.</b>	<b>38.1</b>	<b>1st</b>	---
<b>Defensive Rebounds</b>	25.1	11th	181st
<b>Defensive Rebound Pct.</b>	71.6	6th	---
<b>Assists</b>	13.1	15th	237th
<b>Steals</b>	8.1	5th	80th
<b>Blocked Shots</b>	<b>5.2</b>	<b>t-1st</b>	<b>19th</b>
<b>Turnovers</b>	<b>9.2</b>	<b>1st</b>	<b>4th</b>
<b>Turnover Margin</b>	<b>+5.2</b>	<b>1st</b>	<b>7th</b>
<b>Turnovers Forced</b>	14.4	4th	51st
<b>Assist/Turnover Ratio</b>	1.43	7th	55th

**INDIVIDUAL**

Category	Mark	Big 12 Rank	National Rank
<b>SCORING</b>			
LJ Cryer	13.82	16th	382nd
Emanuel Sharp	13.76	17th	392nd
J'Wan Roberts	10.5	---	922nd

Category	Mark	Big 12 Rank	National Rank
<b>REBOUNDS</b>			
J'Wan Roberts	6.6	14th	345th
Joseph Tugler	5.7	18th	---

Category	Mark	Big 12 Rank	National Rank
<b>FIELD-GOAL PERCENTAGE</b>			
None			

Category	Mark	Big 12 Rank	National Rank
<b>ASSISTS</b>			
Milos Uzan	4.8	5th	63rd

Category	Mark	Big 12 Rank	National Rank
<b>FREE THROW PERCENTAGE</b>			
Emanuel Sharp	92.7	2nd	8th

Category	Mark	Big 12 Rank	National Rank
<b>STEALS</b>			
None			

Category	Mark	Big 12 Rank	National Rank
<b>3-POINT FIELD GOAL PERCENTAGE</b>			
Emanuel Sharp	45.9	2nd	8th
LJ Cryer	41.0	4th	54th

Category	Mark	Big 12 Rank	National Rank
<b>3-POINT FIELD GOALS MADE</b>			
LJ Cryer	2.8	3rd	65th
Emanuel Sharp	2.7	5th	95th

Category	Mark	Big 12 Rank	National Rank
<b>BLOCKED SHOTS</b>			
Joseph Tugler	2.4	3rd	14th
Ja'Vier Francis	1.2	12th	166th
J'Wan Roberts	0.9	---	320th

Category	Mark	Big 12 Rank	National Rank
<b>ASSIST/TURNOVER RATIO</b>			
<b>Milos Uzan</b>	<b>4.10</b>	<b>1st</b>	<b>3rd</b>

Category	Mark	Big 12 Rank	National Rank
<b>OFFENSIVE REBOUNDS</b>			
Joseph Tugler	2.88	t-8th	72nd
J'Wan Roberts	2.75	12th	89th
Ja'Vier Francis	2.06	---	276th

Category	Mark	Big 12 Rank	National Rank
<b>DEFENSIVE REBOUNDS</b>			
None			

Category	Mark	Big 12 Rank	National Rank
<b>MINUTES PLAYED</b>			
None			

Category	Mark	Big 12 Rank	National Rank
<b>DOUBLE-DOUBLES</b>			
J'Wan Roberts	1	t-17th	---
Joseph Tugler	1	t-17th	---
Ja'Vier Francis	1	t-17th	---

Player	2024-25	Career
Mylik Wilson	0	1 [1-0]
LJ Cryer	1	2 [0-2]
Emanuel Sharp	0	1 [1-0]

Player	2024-25	Career
LJ Cryer	4 [2-2]	29 [25-4]
J'Wan Roberts	3 (2) [32-0]	8 [7-1]
Emanuel Sharp	1 [0-1]	7 [5-2]
Mylik Wilson	0 [0-0]	5 [5-0]
Ja'Vier Francis	0 [0-0]	1 [1-0]
Milos Uzan	0 [0-0]	1 [0-1]

Player	2024-25	Career
LJ Cryer	11 [9-2]	75 [59-16]
J'Wan Roberts	9 (4) [7-2]	51 [46-5]
Emanuel Sharp	14 [11-3]	45 [40-5]
Mylik Wilson	3 [3-0]	42 [29-13]
Milos Uzan	8 [6-2]	35 [19-16]
Ja'Vier Francis	1 [1-0]	14 [14-0]
Terrance Arceneaux	7 [7-0]	11 [10-0]
Ramon Walker Jr.	1 [1-0]	5 [5-0]
Joseph Tugler	4 [3-1]	5 [4-1]
Mercy Miller	1 [1-0]	1 [1-0]

Player	2024-25	Career
J'Wan Roberts	1 [1-0]	14 [12-2]
Ja'Vier Francis	1 (1) [1-0]	4 [4-0]
Joseph Tugler	1 [1-0]	1 [1-0]
Milos Uzan	0	1 [1-0]

Player	2024-25	Career
J'Wan Roberts	0 [0-0]	1 [1-0]

Player	2024-25	Career
J'Wan Roberts	3 [2-1]	25 [21-4]
Mylik Wilson	1 [1-0]	8 [7-1]
Ja'Vier Francis	0 [0-0]	3 [3-0]
Terrance Arceneaux	0 [0-0]	1 [1-0]
Joseph Tugler	1 [1-0]	1 [1-0]
Milos Uzan	0	1 [1-0]

Player	2024-25	Career
Milos Uzan	1 [1-0]	2 [1-0/1-0]

**Bold** – Totals | ( ) – current streak | [ ] records

**CAPS and GOWNS**

• Three Cougars on the 2024-25 roster have already received their bachelor's degrees from the University of Houston.

• Graduate guard **LJ Cryer** received his bachelor's degree in integrated studies in May 2024.

• Graduate guard **Mylik Wilson** earned his bachelor's degree in psychology in May 2024.

• Graduate forward **J'Wan Roberts** received his bachelor's degree in May 2023.

• All three Cougars will do post-baccalaureate work at Houston during the 2024-25 season. Cryer and Wilson will study health while Roberts will study human developmental family sciences.

**STAFF ADDITIONS**

• As the Cougars prepare for the 2024-25 season, the Cougars welcome three staff members to the program.

• **Will Finch** joined as associate director of operations and will assist Director of Operations and Program Strategy **Bobby Champagne**.

• Finch replaced **Daniel Hixon**, who left to accept a position with the San Antonio Spurs.

• After wearing #20 as a student-athlete for four years, **Ryan Elvin** will move into an internal operations role on the Cougars' bench in 2024-25.

• North Carolina Central graduates **Justin Whatley** and **Shantelle Willingham** joined the program as internal operations staff and graduate assistant athletics trainer, respectively.

**CONSECUTIVE GAMES/STARTS STREAKS**

Player	Consecutive Games	Consecutive Starts	Career Starts
J'Wan Roberts	88 (6)	34 (6)	89
Milos Uzan	<b>81/17</b> / (81/17)	<b>67/17</b> / (67/17)	73
Emanuel Sharp	80 (80)	23 (23)	51
LJ Cryer	75 (75)	75 (75)	88
Mylik Wilson	42 (42)	0	0
Ja'Vier Francis	39 (16)	37	44
Ramon Walker Jr.	33	2	2
Joseph Tugler	28 (17)	10 (10)	12
Terrance Arceneaux	22 (16)	3	4
Cedric Lath	10	0	0
Mercy Miller	8	0	0
Kordelius Jefferson	7	0	0
Jacob McFarland	0	0	0
Chase McCarty	0	0	0

Career highs in **bold** | ( ) indicates current streak  
 [ ] career total, including previous schools

**JERSEY NUMBER CHANGES**

- Two Cougars will wear different jersey numbers during the 2024-25.
- After wearing #25, sophomore forward **Joseph Tugler** will don #11 this season.
- Redshirt freshman guard **Kordelius Jefferson** sat out the entire 2023-24 season as a redshirt but was listed at #15 on the roster. Jefferson will wear #0 in 2024-25.
- With his debut with the Cougars, junior guard **Milos Uzan** will become the first Houston Men's Basketball student-athlete to wear #7, according to the best Houston records.
- In June 2023, the NCAA made a rule change allowing for student-athletes to wear any number between 0 and 99.

**QUADRUPLE-DIGIT POINTS**

- With his jumper in the lane midway through the second half at Kansas State on Jan. 11, graduate forward **J'Wan Roberts** became the newest member of Houston's 1,000-Point Club.
- Roberts took a pass from graduate guard **Mylik Wilson** and drained the basket with 11:36 left in the game to reach the milestone.
- Roberts now has 1,029 points to rank 49th in Houston career history.
- With his free throw at the 5:43 mark in the first half at UCF on Jan. 18, Wilson hit 1,000 points during his complete collegiate career.
- Wilson has scored 254 points at Houston (2022 – present) with 81 points at Texas Tech (2021-22) and 669 points at Louisiana (2019-21).
- While he already is a 1,000-Point scorer in his collegiate career, graduate guard **LJ Cryer** could become a member of the Cougars' 1,000-Point Club as well.

• Cryer reached 1,000 points in his collegiate career with a 3-pointer at the 14:15 mark of the first half in the Dec. 30, 2023, win against Penn.

• Cryer, who scored 788 points at Baylor from 2020-2023, scored 573 with the Cougars in 2023-24 for a total of 808 in Houston.

• Cryer now has 1,596 points in his collegiate career.

• Prior to Roberts, All-American point guard **Jamal Shead** was the last student-athlete to reach 1,000 points as a Cougar, achieving that total during the 2023-24 season.

**BIG 12 PRESEASON POLL**

- For the sixth straight season, Houston was picked among the Top-Two leaders in its conference preseason poll.
- The Cougars received a five first-place votes and 211 points to finish a close second in the Big 12 Coaches Preseason Poll.
- Houston was tabbed as pre-season favorite for its last four years in the American Athletic Conference (2019-23).
- Graduate guard **L.J. Cryer** and graduate forward **J'Wan Roberts** were named to the Preseason All-Big 12 First Team. Houston was the only school with two student-athletes on the First Team.

**RISING in the COACHING RANKS**

- **Head Coach Kelvin Sampson** has compiled a 778-352 career record, including a 278-82 mark with the Cougars.
- Sampson stands 20th in NCAA history (among coaches with 10+ years of Division I experience) with 778 victories.
- Sampson broke out of the tie in the NCAA records book with Bo Ryan, who collected 762 wins at Wisconsin, Milwaukee and Wisconsin-Platteville from 1984 to 2016.
- With his next win in 2024-25, Sampson will tie Lou Henson, who recorded 779 wins with Hardin-Simmons, New Mexico State and Illinois from 1962 to 2005.
- Up next in the NCAA records book is Lute Olson, who won 781 games with Long Beach State, Iowa and Arizona from 1973 to 2007.

**WELCOME to HOUSTON**

- The Cougars signed four newcomers to the team for the 2025-26 season during the early signing period in November 2024.
- Houston's 2025 signing class is ranked nationally at **#1 (on3)**, **#2 (247Sports)**, **#2 (Rivals)** and **#2 (ESPN)**.
- Guard **Isiah Harwell**, guard Bryce Jackson, point guard **Kingston Flemings** and center **Chris Cenac Jr.** will compete as true freshmen in 2025-26, and each will have four years of eligibility remaining.

**CHRIS CENAC JR.**

**Forward/Center • 6-10 • 230 • Freshman  
 New Orleans, La.**

**Link Academy (Branson, Mo.)**  
 5-star recruit by *Rivals*, *247Sports*, *on3* and *ESPN*... Ranked #7 overall and No. 4 power forward nationally by *on3*... Ranked #10 overall and No. 1 center nationally by *247Sports*... Ranked #7 overall and No.1 center nationally in *ESPN100*... Ranked #6 overall and #3 power forward by *Rivals*... Chose Houston over Alabama, Arkansas, Auburn, Baylor, Kentucky, Louisville, LSU, Michigan State, Tennessee, Texas and UConn... Played for Coach Chad Myers at Link Academy... Named to Naismith Trophy Watch List for National High School Player of the Year... Following 2023-24 season, named Most Valuable Player at NBPA Top 100 camp... Guided Team USA to gold medal at FIBA Under-17 World Cup in Istanbul... Was named Most Valuable Player of Puma's PRO16 League... Led Isidore Newman High School (New Orleans) to its third straight state championship... Was an All-State Second-Team selection... Averaged 13.9 points, 10.2 rebounds, 1.9 steals, 1.7 assists and 1.3 blocks per game... Recognized as State Championship Most Outstanding Player... Last name is pronounced See-Nack.

**KINGSTON FLEMINGS**

**Guard • 6-3 • 170 • Freshman  
 San Antonio, Texas**

**William J. Brennan High School**  
 4-star recruit by *Rivals*, *247Sports*, *on3* and *ESPN*... Ranked #14 overall and No. 1 shooting guard nationally by *on3*... Ranked #18 overall and No. 3 point guard nationally by *247Sports*... Ranked #21 overall and No. 6 point guard nationally in *ESPN100*... Ranked #22 overall and No. 3 point guard nationally by *Rivals*... Chose Houston over Alabama, Baylor, LSU, TCU, Tennessee, Texas, Texas A&M and Texas Tech... Played for Coach Koty Cowgill at Brennan High

School... Led Team USA to Gold Medal at FIBA U18 3x3 World Cup in Debrecen, Hungary... Competed at USA Basketball U17 National Team training camps and National Basketball Association Players Association Top 100 Camp... Played on Puma's Pro16 Circuit... Named to Naismith Trophy Watch List for National High School Player of the Year... Named San Antonio Express-News Player of the Year for second straight season following his junior season in 2023-24.

**ISIAH HARWELL**

**Guard • 6-6 • 200 • Freshman  
 Pocatello, Idaho**

**Wasatch Academy (Mount Pleasant, Utah)**  
 5-star recruit by *Rivals*, *247Sports*, *on3* and *ESPN*... Ranked #10 overall and No. 3 shooting guard nationally by *on3*... Ranked #12 overall and No. 2 shooting guard nationally by *247Sports*... Ranked #14 overall and No. 3 shooting guard nationally in *ESPN100*... Ranked #9 overall and #3 shooting guard by *Rivals*... Chose Houston over California, Gonzaga and Texas... Played for Coach Paul Peterson at Wasatch Academy and for Coach Tim Davis with Utah Prospects... Named to Naismith Trophy Watch List for National High School Player of the Year... Led Utah Prospects to adidas AAU National Championship in South Carolina... Led Team USA to Gold Medal at U16 FIBA Americas Championships in Merida, Mexico... Played for championship team at NBPA Top 100 Camp.

**BRYCE JACKSON**

**Guard • 6-6 • 205 • Freshman  
 Pearland, Texas**

**Shadow Creek High School**  
 3-star recruit by *Rivals*, *on3* and *247Sports*... Played for Coach David President... Overcame leg injuries during his sophomore and junior seasons... Returned to full health in Summer 2024 and impressed coaches at TABC Showcase.

taken in the First Round since **Greg Anderson** was taken in 1987 by the San Antonio Spurs.

- Sasser is in his second season with the Pistons after being taken with the No. 25 pick of the 2023 NBA Draft.
- Walker is in his second season with the Pacers after being taken with the No. 8 pick of the 2023 NBA Draft. He was the highest Cougar taken in the Draft since Hall of Fame center **Hakeem Olajuwon** was taken at No. 1 by the Houston Rockets in 1984.
- Shead is in his rookie season with the Raptors after being taken in the Second Round with the No. 45 overall pick.
- Moore is in his second season with the Trail Blazers. He competed in four games during the 2023-24 season after signing a two-way contract in September 2024.

**1,000 CLUB... TWICE**

- Graduate forward **J'Wan Roberts** has the potential to join a pair of 1,000 Clubs in school history during the 2024-25 season.
- With 1,050 points to date, Roberts became the 52nd member of Houston's 1,000-Point Club.
- With 918 rebounds, Roberts needs only 82 more rebounds to join Houston's 1,000-Rebound Club. Only four student-athletes have snared 1,000 rebounds during their Houston career.
- If he reaches 1,000 points **AND** 1,000 rebounds in 2024-25, Roberts will become only the fourth Cougar in school history to reach quadruple digits in both categories.
- He would join legendary centers **Elvin Hayes** (2,884 pts., 1,602 rebs., 1965-68), **Hakeem Olajuwon** (1,332 pts., 1,067 rebs., 1981-84) and **Greg Anderson** (1,662 pts., 1,045 rebs., 1983-87) as the only student-athletes to accomplish that feat.

**COUGARS in the PROS**

Player	Years at UH	Current Team
Quentin Grimes	2019-21	Dallas Mavericks
Taze Moore	2021-22	Portland Trail Blazers
Marcus Sasser	2019-23	Detroit Pistons
Jarace Walker	2022-23	Indiana Pacers

**OTHER LEAGUES**

Player	Years at UH	Team	League
Armoni Brooks	2016-19	Olimpia Milano	Lega Basket Serie A
Josh Carlton	2021-22	Zhejiang Lions	Chinese Basketball Association
Corey Davis Jr.	2017-19	Vanoli Cremona	Lega Basket Serie A
Devin Davis	2016-18	Panionios	Greek Basket League
Damyean Dotson	2015-17	Aliaga Petkimspor Izmir	Turkish Basketball League
Kyler Edwards	2021-22	JDA Dijon	LNB Elite
Justin Gorham	2018-21	Derthona Basket	Lega Basket Serie A
Rob Gray	2015-18	Scafati Basket	Lega Basket Serie A
Brison Gresham	2018-21	AEK Larnaca	Cypriot OPAP Basket League
Chris Harris Jr.	2017-20	Frayles de Guasave	Mexican CIBACOPA
Nate Hinton	2018-20	Memphis Hustle	NBA G League
Danrad Knowles	2013-17	Azpetitia Juarist Iraurgi Saski Baloia	Spanish Segunda FEB
Wes VanBeek	2014-18	Aliaga Petkimspor Izmir	Turkish BSL
Fabian White Jr.	2017-22	Manisa Basket	Basketbol Super Ligi

**IN THE NBA RANKS**

- Five Cougars started the 2024-25 season on NBA rosters.
- That group includes **Quentin Grimes** (Dallas Mavericks), **Marcus Sasser** (Detroit Pistons), **Jarace Walker** (Indiana Pacers), guard **Taze Moore** (Portland Trail Blazers) and guard **Jamal Shead** (Toronto Raptors).
- Grimes is in his first season with the Dallas Mavericks after being taken with the No. 25 overall pick in the First Round of the 2021 NBA Draft by the New York Knicks. He became the first Cougar to be

**RECENT NATIONAL STATISTICS RANKINGS**  
through Jan. 19, 2025

National Leader in **Red**  
Top 10 rankings in **Bold**

**WINNING PERCENTAGE**

2024-25	82.4	21st
2023-24	<b>86.5</b>	<b>5th</b>
2022-23	<b>89.2</b>	<b>2nd</b>
2021-22	<b>84.2</b>	<b>6th</b>
2020-21	<b>87.5</b>	<b>4th</b>
2019-20	74.2	33rd
2018-19	<b>89.2</b>	<b>2nd</b>
2017-18	77.1	20th
2016-17	65.6	68th

**FIELD GOAL PERCENTAGE DEFENSE**

2024-25	<b>35.6</b>	<b>1st</b>
2023-24	<b>37.9</b>	<b>1st</b>
2022-23	<b>36.6</b>	<b>1st</b>
2021-22	<b>37.1</b>	<b>1st</b>
2020-21	<b>37.8</b>	<b>1st</b>
2019-20	<b>38.3</b>	<b>7th</b>
2018-19	<b>36.8</b>	<b>1st</b>
2017-18	<b>39.4</b>	<b>8th</b>
2016-17	40.8	34th

**SCORING DEFENSE**

2024-25	<b>55.0</b>	<b>1st</b>
2023-24	<b>57.6</b>	<b>1st</b>
2022-23	<b>54.0</b>	<b>2nd</b>
2021-22	<b>58.8</b>	<b>3rd</b>
2020-21	<b>58.2</b>	<b>2nd</b>
2019-20	61.1	11th
2018-19	<b>61.0</b>	<b>7th</b>
2017-18	64.9	18th
2016-17	64.9	30th

**SCORING MARGIN**

2024-25	<b>+21.2</b>	<b>2nd</b>
2023-24	<b>+15.9</b>	<b>3rd</b>
2022-23	<b>+17.4</b>	<b>1st</b>
2021-22	<b>+16.1</b>	<b>2nd</b>
2020-21	<b>+17.8</b>	<b>2nd</b>
2019-20	+10.2	26th
2018-19	<b>+14.3</b>	<b>6th</b>
2017-18	+11.8	13th
2016-17	+8.8	35th

**3-POINT FIELD GOAL PERCENTAGE DEFENSE**

2024-25	29.8	37th
2023-24	30.1	16th
2022-23	<b>27.9</b>	<b>2nd</b>
2021-22	<b>28.8</b>	<b>9th</b>
2020-21	<b>29.0</b>	<b>9th</b>
2019-20	<b>28.6</b>	<b>8th</b>
2018-19	<b>27.9</b>	<b>1st</b>
2017-18	32.3	35th
2016-17	32.9	68th

**OFFENSIVE REBOUNDS PER GAME**

2024-25	13.2	40th
2023-24	13.4	11th
2022-23	12.8	17th
2021-22	<b>13.3</b>	<b>7th</b>
2020-21	<b>14.5</b>	<b>3rd</b>
2019-20	<b>14.4</b>	<b>3rd</b>
2018-19	12.3	34th
2017-18	11.7	68th
2016-17	11.3	109th

**152... AND COUNTING**

- When he stepped on the court and the ball was tipped at Kansas State on Jan. 11, graduate forward **J'Wan Roberts** added another Houston career record to his resume.
- In that win against Kansas State, Roberts competed in the 150th game of his Houston career to set the school mark.
- Roberts broke out of a tie with forward **Fabian White Jr.** (2017-22), who competed in 149 games during his award-winning career.
- Entering Wednesday's game against Utah, Roberts has competed in 152 games in his Houston career.

**MAKING HISTORY**

- Now in his sixth year at Houston, graduate forward **J'Wan Roberts** has etched his name atop the Cougars' winningest student-athletes.
- During his award-winning career, Roberts has compiled a 130-22 record at Houston, entering Tuesday's Big 12 contest against Utah inside Fertitta Center..
- With Houston's win over Butler during the Big 12-Big East Challenge inside Fertitta Center on Dec. 7, Roberts broke out of a tie with Forward **Fabian White Jr.** to become the winningest student-athlete in program history.
- White posted a 121-28 record during his Houston career from 2017 to 2022.

**FINE in FERTITTA CENTER**

- With the Cougars' 97-40 win over Jackson State inside Fertitta Center on Nov. 4, graduate forward **J'Wan Roberts** etched his name in the Houston records book.
- With Houston's Jan. 15 win over rv/#West Virginia, Roberts has posted a 71-3 record inside Fertitta Center during his career.
- In Houston's Nov. 4 win over Jackson State, Roberts broke out of a tie with point guard **Jamal Shead** and become the Fertitta Center's winningest student-athlete.
- Roberts became the first member of the Fertitta Center 50-Win Club against Montana on Nov. 24, 2023.

**UNDER the BOARDS**

- When the shot goes up, graduate forward **J'Wan Roberts** is working to get to that rebound.
- This season, Roberts leads Houston and ranks 14th in the Big 12 with 6.5 rebounds per game.
- In 2023-24, the St. Thomas, U.S. Virgin Islands, native led the Cougars and ranked sixth in the Big 12 with 6.8 rebounds per game.
- Roberts was one of only three student-athletes to stand among the Big 12 Top-10 leaders in both of offensive **AND** defensive rebounding.
- Roberts was third with 2.64 offensive rebounds per game and finished 10th with 4.17 defensive boards per contest.
- Roberts joined Kansas' Hunter Dickinson (2.58, 5th; 8.36 drpg, 1st) and Cincinnati's Aziz Bandaogo (2.28 orgp, 9th; 5.17 drpg, 6th) in that exclusive group.

**LJ for THREEEEEEEEE!!!**

- One of the nation's premier 3-pointer shooters, graduate guard **LJ Cryer** started the 2024-25 season on a hot streak with four treys in six attempts during Houston's season-opening win over Jackson State inside Fertitta Center on Nov. 4.
- In 2024-25, Cryer leads Houston and is third in the Big 12 with 2.8 3-point field goals per game. The Katy, Texas, native also ranks fourth in the league with a 41.0 (48-for-117) 3-point field goal percentage.
- Cryer has drained at least one trey in all but two games with multiple 3-pointers in all but four games in 2024-25.
- A year ago, Cryer drained 112-of-289 from behind the arc and led the Cougars and the Big 12 Conference with 3.0 3-pointers per game.
- With 112 treys, Cryer became only the eighth Cougar in school history to drain 100+ treys in a single season.
- He became the first Cougar since All-American guard **Quentin Grimes** buried 100 treys during the 2020-21 season.
- In 2024-25, Cryer looks to become only the third Cougar in Houston history to reach triple-digits 3s in multiple seasons.
- Guard **Corey Davis Jr.** is the most recent Cougars to accomplish that feat with 111 treys in 2018-19 and 103 treys in 2017-18.
- Guard **Robert McKiver** was the first Cougar with 100+ 3-pointers in multiple years, posting 116 treys in 2006-07 and setting a school record with 145 in 2007-08.

**JOJO SAYS NO NO**

- Sophomore forward **Joseph Tugler** was a defensive force for the Cougars in their Nov. 26 loss to #9/9 Alabama during the first day of the Players Era Festival inside MGM Grand Garden Arena in Las Vegas.
- The Monroe, La., native swatted eight shots Tide and added eight rebounds, including six defensive boards against the Crimson Tide.
- Tugler became the first Cougar to block eight shots in a game since center **Emmanuel Adeife** accomplished that feat in the season-opening win over Florida Tech on Nov. 22, 2005.
- With his impressive total, Tugler also became only the seventh Cougar to block eight shots in a game in school history. He joined Adeife (2005-06), **Anwar Ferguson**, (2002-04), **Dwight Jones** (1971-73), **Hakeem Olajuwon** (1981-84) and **Bo Outlaw** (1991-93).
- The Monroe, La., native leads the Cougars and ranks third in the Big 12 and 14th nationally with 2.4 blocks per game (40 in 17 games).
- Tugler has recorded nine games with multiple blocks, including nine of the last 10, entering Wednesday's game against Utah.

**RETURNING REDSHIRTS**

**RECENT NATIONAL STATISTICS RANKINGS**  
through Jan. 19, 2025

National Leader in **Red**  
Top 10 rankings in **Bold**

**TURNOVER MARGIN**

2024-25	<b>+5.2</b>	<b>7th</b>
2023-24	<b>+6.9</b>	<b>1st</b>
2022-23	+3.7	16th
2021-22	+3.1	25th
2020-21	+3.5	19th
2019-20	+0.3	165th
2018-19	+1.2	110th
2017-18	+1.1	99th
2016-17	+3.8	12th
2015-16	+2.0	52nd

**TURNOVERS PER GAME**

2024-25	<b>9.2</b>	<b>4th</b>
2023-24	<b>8.9</b>	<b>7th</b>
2022-23	10.0	14th
2021-22	11.1	49th
2020-21	10.7	16th
2019-20	11.9	70th
2018-19	11.1	34th
2017-18	11.9	92nd
2016-17	<b>9.8</b>	<b>4th</b>
2015-16	10.4	21st

**KENPOM EFFICIENCY**

2024-25	<b>+33.75</b>	<b>3rd</b>
2023-24	<b>+31.17</b>	<b>2nd</b>
2022-23	<b>+27.72</b>	<b>2nd</b>
2021-22	<b>+27.70</b>	<b>2nd</b>
2020-21	<b>+28.75</b>	<b>5th</b>
2019-20	+20.39	14th
2018-19	+24.13	12th
2017-18	+20.24	18th
2016-17	+13.61	52nd

**KENPOM OFFENSIVE EFFICIENCY**

2024-25	121.5	13th
2023-24	118.9	19th
2022-23	118.1	11th
2021-22	<b>116.8</b>	<b>10th</b>
2020-21	<b>118.3</b>	<b>7th</b>
2019-20	112.7	22nd
2018-19	115.3	19th
2017-18	114.6	38th
2016-17	113.5	39th

**KENPOM DEFFENSIVE EFFICIENCY**

2024-25	<b>87.1</b>	<b>1st</b>
2023-24	<b>87.7</b>	<b>2nd</b>
2022-23	<b>90.4</b>	<b>5th</b>
2021-22	<b>89.1</b>	<b>8th</b>
2020-21	<b>89.6</b>	<b>9th</b>
2019-20	92.3	21st
2018-19	91.2	11th
2017-18	94.4	13th
2016-17	99.9	79th

- The Cougars welcome the return of two redshirts in 2023-24.
- Redshirt freshman center **Jacob McFarland** sat out a year ago after competing as a senior at Rancho Verde High School in Moreno Valley, Calif., in 2022-23.
- At 6-foot-11, McFarland is the tallest member of the 2024-25 team.
- Redshirt freshman guard **Kordelius Jefferson** sat out the 2023-24 season following surgery on both • During the 2023-24 season, fourth-ranked Houston enjoyed a 70-66 win over Texas A&M during the nightcap of The Halal Guys Show-over on Dec. 16, 2023.
- In their first game in Toyota Center, the Cougars claimed a 54-52 win over Rice in the Dickies Shootout on Dec. 21, 2013.

**CONFERENCE OPENERS**

- With its 60-47 win over Oklahoma State in Stillwater, Okla., on Dec. 30, 2024, Houston improved to 40-25 during its conference opener history.
- The Cougars have won their last 10 conference openers and 17 of their last 18. Only a 73-54 loss at Memphis on Dec. 31, 2014, prevents a longer Houston winning streak.
- Houston has posted a 2-0 record in conference openers in the **Big 12**, a 9-1 mark in the **American Athletic Conference**, a 7-10 record in **Conference USA**, an 11-10 mark in the **Southwest Conference**, an 8-2 record in the **Missouri Valley Conference**, a 1-0 mark in the **Gulf Coast Conference** and a 2-2 record in the **Lone Star Conference**.
- **in Big 12 Conference:** Houston is 2-0 in Big 12 openers after its 60-47 win at Oklahoma State in Stillwater, Okla., on Dec. 30, 2024.
- The Cougars began their Big 12 Conference tenure with an 89-55 win over West Virginia in Fertitta Center on Jan. 6, 2024.
- **in Conference Home Openers:** With its Jan. 4 win over BYU inside Fertitta Center, Houston is 43-22 in conference home openers during its history.
- This includes a 2-0 mark in the **Big 12 Conference**, a 9-1 mark in the **American Athletic Conference**, a 9-8 record in Conference USA, a 15-6 mark in the **Southwest Conference**, a 6-4 record in the **Missouri Valley Conference**, a 1-0 mark in the **Gulf Coast Conference** and a 1-3 record in the **Lone Star Conference**.
- The Cougars have won their last 10 and 14 of their last 15 conference home openers. Only a 79-78 loss in overtime to Tulsa in Hofheinz Pavilion on Jan. 6, 2015, prevents a longer winning streak.
- In its most recent conference home opener, Houston took an 86-55 win over BYU inside Fertitta Center in Houston on Jan. 4.
- **in Conference Road Openers:** With its win at Oklahoma State in Stillwater, Okla., on Dec. 30, 2024, Houston improved to 29-36 in conference road openers during its history.
- This includes a 1-1 mark in the **Big 12 Conference**, an 8-2 mark in the **American Athletic Conference**, a 3-14 record in Conference USA, a 10-11 mark in the **Southwest Conference**, a 4-6 record in the **Missouri Valley Conference**, a 1-0 mark in the **Gulf Coast Conference** and a 2-2 record in the **Lone Star Conference**.
- With their Dec. 30, 2024, win at Oklahoma State, the Cougars have won five of their last six conference road openers.

**MOVING UP**

- With Houston's 77-67 win over South Carolina on Dec. 5, 2020, inside the Fertitta Center, **Head Coach Kelvin Sampson** became the second-winningest coach in Houston history.
- Sampson moved past **Pat Foster**, who recorded 142 victories from 1986 to 1993.
- Sampson ranks as Houston's career leader in winning percentage at .772 (278-82 record).

Rk.	Coach	Record	Pct.	Years
1.	Guy V. Lewis	592-279	.680	1956-86
2.	<b>Kelvin Sampson</b>	<b>278-82</b>	<b>.772</b>	<b>2014-</b>
3.	Pat Foster	142-73	.660	1986-93
4.	Alden Pasche	135-116	.538	1946-56
5.	Tom Penders	121-77	.611	2004-10

**SEASON OPENER HISTORY**

- With its 97-40 win over Jackson State on Nov. 4, inside Fertitta Center, Houston improved to 61-19 in season openers during its history.
- The win against Jackson State was the second-biggest season-opening win in school history, trailing only the 2004-05 team's 131-62 win over Florida Tech inside Hofheinz Pavilion on Nov. 22, 2005.
- The Cougars have won their last 16 and 20 of their last 21 season openers... Only a 65-63 loss to Georgia Southern on the first day of the 2K Sports Classic benefiting Coaches vs. Cancer in Durham, N.C., on Nov. 11, 2008, prevents a longer streak.
- Houston has won handily in recent history, winning its last 16 season openers by an average of 30.4 points per game (487 points in 16 games).
- With its 2024-25 season-opening win, Houston has won nine of its last 10 season openers by 28+ points. Only the 2021-22 season-opening 83-75 overtime win against Hofstra prevents a longer streak.

**KELVIN SAMPSON in SEASON OPENERS**

- With Houston's 97-40 win over Jackson State on Nov. 4 inside Fertitta Center, **Head Coach Kelvin Sampson** improved to 33-3 record in season openers during his award-winning career.
- In season openers, Sampson is 11-0 during his Houston tenure... Posted a 2-0 record at Indiana, an 11-1 mark at Oklahoma a 6-1 record at Washington State and a 3-1 mark at Montana Tech.
- With the win over Jackson State, Sampson's teams have won their last 16 season openers and 29 of his last 30... Only a 68-62 loss to Alabama at the AT&T Wireless Classic in New York on Nov. 14, 2002, prevents a longer streak.
- During his career, Sampson's teams have won by an average of 25.6 points per game (846 points in 33 wins).
- In his teams' 33 season-opening wins, only four teams have won by fewer than double digits... His first team at Houston in 2014-15 claimed a 77-74 win at Murray State on Nov. 14, 2014, in his most recent single-digit, season-opening win.

**IN the PRO RANKS**

- In addition to the Cougars in the NBA, numerous other Cougars continue to compete in various leagues for teams around the world.
- Guard **Armoni Brooks** (Olimpia Milano) plays in the Lega Basket Serie A.
- Center **Josh Carlton** (Zhejiang Lions) plays in the Chinese Basketball Association.
- Guard **Corey Davis Jr.** (Vanoli Cremona) plays in Lega Basket Serie A.
- Forward **Devin Davis** (Panionios) is playing in the Greek Basketball League.
- Guard **Damyean Dotson** (Aliaga Petkimspor Izmir) is competing in the Turkish Basketball League.
- Guard **Kyler Edwards** (JDA Dijon) plays in the LNB Elite.
- Forward **Justin Gorham** (Derthona Basket) plays in the Lega Basket Serie A.
- Guard **Rob Gray** (Scafati Basket) plays in the Lega Basket Serie A.

- Forward **Brison Gresham** (AEK Larnaca) plays in the Cypriot OPAP Basket League.
- Center **Chris Harris Jr.** (Frayles de Guasave) plays in the Mexican CIBACOPA.
- Guard **Nate Hinton** (Memphis Hustle) plays in the NBA G League.
- Forward **Danrad Knowles** (Azpeitia Juaris Irarug Saski Baloia) plays in the Spanish Segunda FEB.
- Guard **Wes VanBeck** (Aliaga Petkimspor Izmir) plays in the Turkish BSL.
- Forward **Fabian White Jr.** (Manisa Basket) plays in the Basketbol Super Ligi.

**HOUSTON'S MOST PLAYED OPPONENTS through Jan. 20, 2025**

Rk.	G	Opponent	W-L	Pct.	Current Strk	First Game	Last Game
1.	92	SMU	58-34	.630	W3	1955-56	2022-23
2.	87	Texas A&M	55-32	.632	W2	1946-47	2023-24
3.	84	Rice	66-18	.786	W7	1971-72	2023-24
4.	<b>76</b>	<b>TCU</b>	<b>50-26</b>	<b>.658</b>	<b>W2</b>	<b>1955-56</b>	<b>2024-25</b>
5.	66	Texas	34-32	.515	W3	1949-50	2023-24
6.	61	Tulsa	32-29	.525	W4	1950-51	2022-23
7.	59	Memphis	23-36	.390	L1	1956-57	2022-23
8.	<b>58</b>	<b>Texas Tech</b>	<b>31-27</b>	<b>.534</b>	<b>W4</b>	<b>1960-61</b>	<b>2023-24</b>
9.	<b>55</b>	<b>Baylor</b>	<b>39-16</b>	<b>.709</b>	<b>W2</b>	<b>1952-53</b>	<b>2023-24</b>
10.	50	Tulane	32-18	.640	W11	1946-47	2022-23
11.	<b>49</b>	<b>Cincinnati</b>	<b>16-33</b>	<b>.327</b>	<b>W11</b>	<b>1957-58</b>	<b>2023-24</b>

2024-25 opponents in bold

2024-25 HONORS

LJ CRYER

- 1A FAR Academic Excellence Award
- 2024-25 *Blue Ribbon College Yearbook* Preseason All-America Fourth Team
- 2024-25 Preseason All-Big 12 First Team
- 2024-25 NABC Player of the Year Preseason Watch List
- 2024-25 John R. Wooden Award Preseason Top 50 Watch List
- 2024-25 Jersey Mike's Naismith Trophy Player of the Year Watch List
- 2024-25 Jerry West Shooting Guard of the Year Watch List

J'WAN ROBERTS

- 2024-25 *Blue Ribbon College Yearbook* Preseason All-America Third Team
- 2024-25 Preseason All-Big 12 First Team
- 2024-25 John R. Wooden Award Preseason Top 50 Watch List
- 2024-25 Jersey Mike's Naismith Trophy Player of the Year Watch List
- 2024-25 Karl Malone Power Forward of the Year Watch List

2024-25 PRESEASON BIG 12 CONFERENCE COACHES POLL

Rk.	School (First-place votes)	Pts.
1.	Kansas (9)	215
2.	<b>Houston (5)</b>	<b>211</b>
3.	Iowa State (1)	194
4.	Baylor	185
5.	Arizona (1)	179
6.	Cincinnati	140
7.	Texas Tech	135
8.	Kansas State	133
9.	BYU	116
10.	TCU	90
11.	UCF	83
12.	Arizona State	64
13.	West Virginia	62
14.	Oklahoma State	46
15.	Colorado	37
16.	Utah	30

PRESEASON PLAYER of the YEAR

Hunter Dickinson • Center • Kansas

PRESEASON CO-NEWCOMERS of the YEAR

Jeremy Roach • Guard • Baylor  
Coleman Hawkins • Wing • Kansas State

FRESHMAN of the YEAR

VJ Edgcombe • Guard • Baylor

PRESEASON ALL-BIG 12 TEAMS

First Team

Pos.	Player	Cl.	School
F	J'Wan Roberts	Gr.	Houston
G	LJ Cryer	Sr.	Houston
C	Hunter Dickinson	Gr.	Kansas
G	Caleb Love	5th	Arizona
G	Tamin Lipsey	Jr.	Iowa State

Second Team

Pos.	Player	Cl.	School
F	Norchad Omier	Sr.	Baylor
G	Jeremy Roach	5th	Baylor
G	Keshon Gilbert	Sr.	Iowa State
G	Dajuan Harris	Gr.	Kansas
F	Coleman Hawkins	Sr.	Kansas State

GAME-by-GAME STARTERS

Opponent	Date	1	2	3	4	5	Record
JACKSON STATE	11/4/24	Uzan	Cryer	Sharp	Roberts	Tugler	1 (1-0)
vs. #11/11 Auburn	11/9/24	Uzan	Cryer	Sharp	Roberts	Francis	1 (0-1)
LOUISIANA	11/13/24	Uzan	Cryer	Sharp	Roberts	Francis	2 (1-1)
rv/- HOFSTRA	11/22/24	Uzan	Cryer	Sharp	Roberts	Francis	3 (2-1)
vs. #9/9 Alabama	11/26/24	Uzan	Cryer	Sharp	Roberts	Francis	4 (2-2)
vs. Notre Dame	11/27/24	Uzan	Cryer	Sharp	Roberts	Francis	5 (3-2)
vs. San Diego State	11/30/24	Uzan	Cryer	Sharp	Roberts	Francis	6 (3-3)
BUTLER	12/7/24	Uzan	Cryer	Sharp	Roberts	Tugler	2 (2-0)
TROY	12/10/24	Uzan	Cryer	Sharp	Roberts	Tugler	3 (3-0)
TOLEDO	12/18/24	Uzan	Cryer	Sharp	Roberts	Tugler	4 (4-0)
TEXAS A&M-CORPUS CHRISTI	12/21/24	Uzan	Cryer	Sharp	Arceneaux	Tugler	1 (1-0)
* at Oklahoma State	12/30/24	Uzan	Cryer	Sharp	Roberts	Tugler	5 (5-0)
* BYU	1/4/25	Uzan	Cryer	Sharp	Roberts	Tugler	6 (6-0)
* TCU	1/6/25	Uzan	Cryer	Sharp	Roberts	Tugler	7 (7-0)
* at Kansas State	1/11/25	Uzan	Cryer	Sharp	Roberts	Tugler	8 (8-0)
* rv/#25 WEST VIRGINIA	1/15/25	Uzan	Cryer	Sharp	Roberts	Tugler	9 (9-0)
* at UCF	1/18/25	Uzan	Cryer	Sharp	Roberts	Tugler	10 (10-0)
* UTAH	1/21/25	---	---	---	---	---	---
* at Kansas	1/25/25	---	---	---	---	---	---
* at West Virginia	1/29/25	---	---	---	---	---	---
* TEXAS TECH	2/1/25	---	---	---	---	---	---
* OKLAHOMA STATE	2/4/25	---	---	---	---	---	---
* at Colorado	2/8/25	---	---	---	---	---	---
* BAYLOR	2/10/25	---	---	---	---	---	---
* at Arizona	2/15/25	---	---	---	---	---	---
* at Arizona State	2/18/25	---	---	---	---	---	---
* IOWA STATE	2/22/25	---	---	---	---	---	---
* at Texas Tech	2/24/25	---	---	---	---	---	---
* CINCINNATI	3/1/25	---	---	---	---	---	---
* KANSAS	3/3/25	---	---	---	---	---	---
* at Baylor	3/8/25	---	---	---	---	---	---
vs. TBA	TBA	---	---	---	---	---	---

TEAM GAME-by-GAME SPECIALTY STATISTICS

Opponent	Date	Points Off Turnovers		2nd Chance Points		Points in the Paint		Fastbreak Points		Bench Points	
		UH	Opp.	UH	Opp.	UH	Opp.	UH	Opp.	UH	Opp.
JACKSON STATE	11/4/24	35	4	13	2	42	14	15	0	47	7
vs. #11/11 Auburn	11/9/24	16	10	16	9	28	36	10	14	17	39
LOUISIANA	11/13/24	27	3	17	5	34	12	15	2	39	21
rv/- HOFSTRA	11/22/24	17	5	13	6	26	14	7	0	44	10
vs. #9/9 Alabama	11/26/24	18	10	13	15	26	22	5	3	18	31
vs. Notre Dame	11/27/24	11	4	13	7	24	22	0	0	19	0
vs. San Diego State	11/30/24	7	12	12	15	18	26	0	7	7	16
BUTLER	12/7/24	14	11	12	11	28	6	6	2	22	15
TROY	12/10/24	16	12	10	14	16	20	5	5	16	12
TOLEDO	12/18/24	8	10	24	3	46	16	14	3	36	17
TEXAS A&M-CORPUS CHRISTI	12/21/24	27	8	15	12	20	20	18	2	22	17
* at Oklahoma State	12/30/24	16	7	7	10	28	20	14	9	4	28
* BYU	1/4/25	24	5	18	7	24	18	13	4	41	24
* TCU	1/6/25	16	9	7	8	26	26	13	5	17	2
* at Kansas State	1/11/25	21	7	20	1	52	18	10	9	30	12
* rv/#25 WEST VIRGINIA	1/15/25	25	9	12	9	24	16	9	4	8	16
* at UCF	1/18/25	10	10	18	15	48	26	5	10	23	9
* UTAH	1/21/25	---	---	---	---	---	---	---	---	---	---
* at Kansas	1/25/25	---	---	---	---	---	---	---	---	---	---
* at West Virginia	1/29/25	---	---	---	---	---	---	---	---	---	---
* TEXAS TECH	2/1/25	---	---	---	---	---	---	---	---	---	---
* OKLAHOMA STATE	2/4/25	---	---	---	---	---	---	---	---	---	---
* at Colorado	2/8/25	---	---	---	---	---	---	---	---	---	---
* BAYLOR	2/10/25	---	---	---	---	---	---	---	---	---	---
* at Arizona	2/15/25	---	---	---	---	---	---	---	---	---	---
* at Arizona State	2/18/25	---	---	---	---	---	---	---	---	---	---
* IOWA STATE	2/22/25	---	---	---	---	---	---	---	---	---	---
* at Texas Tech	2/24/25	---	---	---	---	---	---	---	---	---	---
* CINCINNATI	3/1/25	---	---	---	---	---	---	---	---	---	---
* KANSAS	3/3/25	---	---	---	---	---	---	---	---	---	---
* at Baylor	3/8/25	---	---	---	---	---	---	---	---	---	---
vs. TBA	TBA	---	---	---	---	---	---	---	---	---	---
<b>Totals</b>		<b>308</b>	<b>136</b>	<b>240</b>	<b>149</b>	<b>510</b>	<b>332</b>	<b>159</b>	<b>79</b>	<b>410</b>	<b>276</b>
<b>Averages</b>		<b>18.1</b>	<b>8.0</b>	<b>14.1</b>	<b>8.8</b>	<b>30.0</b>	<b>19.5</b>	<b>9.4</b>	<b>4.6</b>	<b>24.1</b>	<b>16.2</b>
<b>Big 12 Games Only Totals</b>		<b>112</b>	<b>47</b>	<b>82</b>	<b>50</b>	<b>202</b>	<b>124</b>	<b>64</b>	<b>41</b>	<b>123</b>	<b>91</b>
<b>Big 12 Games Only Averages</b>		<b>18.7</b>	<b>7.8</b>	<b>13.7</b>	<b>8.3</b>	<b>33.7</b>	<b>20.7</b>	<b>10.7</b>	<b>6.8</b>	<b>20.5</b>	<b>15.2</b>

## RECORDS WATCH

### TEAM • MISCELLANEOUS

#### CONSECUTIVE WINNING SEASONS

Rk.	No.	Seasons
1.	20	1959-60 through 1978-79
<b>2.</b>	<b>9</b>	<b>2015-16 – present</b>
3.	7	1986-87 through 1992-93
4.	6	2004-05 through 2009-10
5.	5	1980-81 through 1984-85
t6.	2	1954-55 through 1955-56
	2	1946 through 1946-47

#### CONSECUTIVE NON-LOSING SEASONS

Rk.	No.	Seasons
1.	34	1959-60 through 1992-93
<b>2.</b>	<b>9</b>	<b>2015-16 through present</b>
3.	6	2004-05 through 2009-10
4.	5	1946 through 1949-50
5.	3	2011-12 through 2013-14
6.	2	1954-55 through 1955-56

#### CONSECUTIVE 20-WIN SEASONS

Rk.	No.	Seasons
<b>1.</b>	<b>9</b>	<b>2015-16 through present</b>
t2.	4	1980-81 through 1983-84
	4	1969-70 through 1972-73
4.	3	1965-66 through 1967-68
t5.	2	2007-08 through 2008-09
	2	1991-92 through 1992-93
	2	1976-77 through 1977-78

#### VICTORIES – 4-YEAR PERIOD

Rk.	No.	Seasons
1.	125	2020-21 through 2023-24
2.	116	2019-20 through 2022-23
	116	2018-19 through 2021-22
<b>t4</b>	<b>111</b>	<b>2021-22 through present</b>
t4.	111	2017-18 through 2020-21
6.	109	1980-81 through 1983-84
t7.	104	2016-17 through 2019-20
	104	1981-82 through 1984-85
t9.	103	2015-16 through 2018-19
10.	100	1964-65 through 1967-68
11.	99	1966-67 through 1969-70

#### VICTORIES – 3-YEAR PERIOD

Rk.	No.	Seasons
1.	97	2021-22 through 2023-24
2.	93	2020-21 through 2022-23
3.	88	1981-82 through 1983-84
4.	84	2018-19 through 2020-21
t5.	83	2019-20 through 2021-22
	83	2017-18 through 2019-20
t7.	81	2016-17 through 2018-19
	81	1965-66 through 1967-68
<b>t9.</b>	<b>79</b>	<b>2022-23 through present</b>
t9.	79	1982-83 through 1984-85
11.	77	1980-81 through 1982-83

#### WINNINGEST 4-YEAR CLASSES

Rk.	Wins	Years (Records)	Four-Year Lettermen in Senior Class
1.	125	<b>20-21</b> (28-4), <b>21-22</b> (32-6), <b>22-23</b> (33-4), <b>23-24</b> (32-5)	<b>Ryan Elvin, J'Wan Roberts, Jamal Shead</b>
t2.	116	<b>18-19</b> (33-4), <b>19-20</b> (23-8), <b>20-21</b> (28-4), <b>21-22</b> (32-6)	<b>Fabian White Jr.</b>
	116	<b>19-20</b> (23-8), <b>20-21</b> (28-4), <b>21-22</b> (32-6), <b>22-23</b> (33-4)	<b>Marcus Sasser</b>
t4.	111	<b>21-22</b> (32-6), <b>22-23</b> (33-4), <b>23-24</b> (32-5), <b>24-25</b> (14-3)	<b>J'Wan Roberts, Ramon Walker Jr.</b>
t4.	111	<b>17-18</b> (27-8), <b>18-19</b> (33-4), <b>19-20</b> (23-8), <b>20-21</b> (28-4)	---
6.	109	<b>80-81</b> (21-9), <b>81-82</b> (25-8), <b>82-83</b> (31-3), <b>83-84</b> (32-5)	<b>Michael Young</b>
t7.	104	<b>16-17</b> (21-11), <b>17-18</b> (27-8), <b>18-19</b> (33-4), <b>19-20</b> (23-8)	---
t7.	104	<b>81-82</b> (25-8), <b>82-83</b> (31-3), <b>83-84</b> (32-5), <b>84-85</b> (16-14)	<b>Eric Dickens, Reid Gettys</b>
9.	103	<b>15-16</b> (22-10), <b>16-17</b> (21-11), <b>17-18</b> (27-8), <b>18-19</b> (33-4)	<b>Galen Robinson Jr.</b>
10.	100	<b>64-65</b> (19-10), <b>65-66</b> (23-6), <b>66-67</b> (27-4), <b>67-68</b> (31-2)	<b>Don Chaney, Elvin Hayes</b>
11.	99	<b>66-67</b> (27-4), <b>67-68</b> (31-2), <b>68-69</b> (16-10), <b>69-70</b> (25-5)	<b>Melvin Bell, Tom Gribben</b>
12.	97	<b>65-66</b> (23-6), <b>66-67</b> (27-4), <b>67-68</b> (31-2), <b>68-69</b> (16-10)	<b>Niemer Hamood, Theodis Lee, Ken Spain</b>
13.	94	<b>67-68</b> (31-2), <b>68-69</b> (16-10), <b>69-70</b> (25-5), <b>70-71</b> (22-7)	---
14.	93	<b>82-83</b> (31-3), <b>83-84</b> (32-5), <b>84-85</b> (16-14), <b>85-86</b> (14-14)	<b>Alvin Franklin, Renaldo Thomas</b>
15.	91	<b>79-80</b> (14-14), <b>80-81</b> (21-9), <b>81-82</b> (25-8), <b>82-83</b> (31-3)	<b>David Bunce, Larry Micheaux</b>
16.	90	<b>69-70</b> (25-5), <b>70-71</b> (22-7), <b>71-72</b> (20-7), <b>72-73</b> (23-4)	<b>Clay Hoster, Steve Newsome, Doug Worrell</b>
17.	89	<b>89-90</b> (25-8), <b>90-91</b> (18-11), <b>91-92</b> (25-6), <b>92-93</b> (21-9)	<b>Darrell Grayson</b>
t18.	87	<b>75-76</b> (17-11), <b>76-77</b> (29-8), <b>77-78</b> (25-8), <b>78-79</b> (16-15)	<b>Ken Ciolli, George Walker</b>
	87	<b>74-75</b> , <b>75-76</b> (17-11), <b>76-77</b> (29-8), <b>77-78</b> (25-8)	<b>Cecil Rose, Charles Thompson</b>
t20.	85	<b>88-89</b> (17-14), <b>89-90</b> (25-8), <b>90-91</b> (18-11), <b>91-92</b> (25-6)	<b>Derrick Daniels, Roger Fernandes, Craig Upchurch</b>
	85	<b>63-64</b> (16-10), <b>64-65</b> (19-10), <b>65-66</b> (23-6), <b>66-67</b> (27-4)	<b>Gary Grider, Leary Lentz</b>

**Bold** – Played 4+ seasons at Houston | (3+ years for those who played before freshmen eligibility)

#### VICTORIES – 2-YEAR PERIOD

Rk.	No.	Seasons
t1.	65	2022-23 through 2023-24
t1.	65	2021-22 through 2022-23
3.	63	1983-83 through 1983-84
4.	61	2020-21 through 2021-22
t4.	60	2017-18 through 2018-19
6.	58	1966-67 through 1967-68
7.	56	2018-19 through 2019-20
	56	1981-82 through 1982-83
9.	54	1976-77 through 1977-78
10.	51	2019-20 through 2020-21
<b>*</b>	<b>46</b>	<b>2023-24 through present</b>

## RECORDS WATCH

### INDIVIDUAL • CAREER

#### WINS

Rk.	No.	Player	Record	Years
1.	130	<b>J'Wan Roberts</b>	<b>130-22</b>	<b>2019 –</b>
2.	121	Fabian White Jr.	121-28	2017-22
3.	120	Jamal Shead	120-18	2020-24
4.	109	Michael Young	109-25	1980-84
5.	103	Galen Robinson Jr.	103-33	2015-19
6.	95	Reid Gettys	95-25	1981-85
7.	93	<b>Ja'Vier Francis</b>	<b>93-12</b>	<b>2021 –</b>
t8.	90	Reggie Chaney	90-14	2020-23
		Marcus Sasser	90-17	2019-23
		Alvin Franklin	90-35	1982-86
11.	89	Larry Micheaux	89-34	1979-83

#### CONFERENCE WINS

Rk.	No.	Player	Record	Years
1.	66	<b>J'Wan Roberts (American/Big 12)</b>	<b>66-10</b>	<b>2019 –</b>
2.	61	Fabian White Jr. (American)	61-15	2017-22
3.	59	Jamal Shead (American/Big 12)	59-9	2020-24
4.	54	Galen Robinson Jr. (American)	54-18	2015-19
5.	52	Michael Young (SWC)	52-12	1980-84
6.	47	Alvin Franklin (SWC)	47-17	1982-86
t7.	45	Reggie Chaney (AAC)	45-7	2020-23
		Larry Micheaux (SWC)	45-19	1979-83
t9.	44	Marcus Sasser (American)	44-9	2019-23
		Reid Gettys (SWC)	44-16	1981-85

#### FERTITTA CENTER WINS

Rk.	No.	Player	Record	Years
1.	71	<b>J'Wan Roberts</b>	<b>71-3</b>	<b>2019 –</b>
2.	62	Jamal Shead	62-3	2020-24
3.	51	<b>Ja'Vier Francis</b>	<b>51-2</b>	<b>2021 –</b>
t4.	49	Marcus Sasser	49-4	2019-23
	49	Fabian White Jr.	49-4	2017-22
6.	45	Reggie Chaney	45-3	2020-23
7.	43	Brison Gresham	43-3	2018-21
8.	42	<b>Emanuel Sharp</b>	<b>42-1</b>	<b>2021 –</b>
t9.	40	DeJon Jarreau	40-3	2018-21
		Ryan Elvin	40-0	2020-24
11.	36	<b>Ramon Walker Jr.</b>	<b>36-2</b>	<b>2021 –</b>
12.	34	Tramon Mark	34-2	2020-23
**	31	<b>Terrance Arceneaux</b>	<b>31-2</b>	<b>2022 –</b>

### POINTS

Rk.	No.	Player	G	Years
1.	2,884	Elvin Hayes	93	1965-68
2.	2,832	Otis Birdsong	116	1973-77
3.	2,043	Michael Young	134	1980-84
4.	1,880	Craig Upchurch	126	1987-92
5.	1,838	Rob Williams	88	1979-82
6.	1,765	Louis Dunbar	79	1972-75
7.	1,741	Dwight Davis	84	1969-72
8.	1,710	Rob Gray	91	2015-18
9.	1,684	Alvin Franklin	125	1982-86
10.	1,662	Greg Anderson	123	1983-87
11.	1,548	Rickie Winslow	123	1983-87
12.	1,516	Aubrey Coleman	67	2008-10
13.	1,476	Kenneth Williams	126	1976-80
14.	1,465	Kelvin Lewis	100	2007-10
15.	1,458	Marcus Sasser	107	2019-23
16.	1,452	Gary Phillips	79	1958-61
17.	1,435	Robert McKiver	67	2006-08
18.	1,407	Andre Owens	87	2002-05
19.	1,388	TaShawn Thomas	96	2011-14
20.	1,383	Clyde Drexler	96	1980-83
21.	1,381	Charles Thompson	118	1974-78
22.	1,333	Jamal Shead	138	2020 –
23.	1,332	Hakeem Olajuwon	100	1981-84
24.	1,322	Larry Micheaux	123	1979-83
25.	1,298	Tim Moore	70	1993-96
26.	1,250	Lanny Smith	122	2003-08
27.	1,244	Cecil Rose	114	1974-78
28.	1,237	Joe Hamood	84	1963-66
29.	1,234	Fabian White Jr.	149	2017-22
30.	1,231	Ollie Taylor	56	1968-70
31.	1,195	Ted Luckenbill	72	1958-61
32.	1,162	Don Boldebuck	51	1954-56
33.	1,139	Don Schverak	85	1960-64
34.	1,135	Galen Robinson	96	1994-98
35.	1,133	Don Chaney	90	1965-68
36.	1,132	George Williams	90	1999-02
37.	1,131	Kenny Younger	87	1997-00
38.	1,114	Gee Gervin	58	1998-00
39.	1,107	George Walker	129	1975-79
40.	1,088	Steve Newsome	83	1970-73
41.	1,087	Derrick Daniels	124	1988-92
42.	1,086	Corey Davis Jr.	72	2017-19
43.	1,077	Jherrod Stiggers	97	2011-15
44.	1,073	Lyle Harger	76	1960-63
45.	1,057	Richard Hollis	62	1987-89
46.	1,051	Byron Smith	62	1989-91
t47.	1,050	<b>J'Wan Roberts</b>	<b>152</b>	<b>2019 –</b>
t47.	1,050	David Marrs	102	1972-76
49.	1,041	Damon Jones	81	1994-97
50.	1,026	Lloyd Hendrix	89	1947-51
51.	1,025	Ken Spain	90	1966-69
52.	1,001	Damyean Dotson	64	2015-17

### 1,000-POINT COLLEGIATE CAREERS

**	1,596	<b>LJ Cryer (career)</b>	124	2020 –
**	1,004	<b>Mylik Wilson (career)</b>	140	2019 –
**	808	<b>LJ Cryer (at Houston)</b>	55	2023 –

### FASTEST to 1,000 Points

Rk.	G	Player	Years
1.	37	Elvin Hayes	1965-68
2.	43	Don Boldebuck	1954-56
t3.	47	Louis Dunbar	1972-75
		Ollie Taylor	1968-70
5.	45	Aubrey Coleman	2008-10
6.	50	Rob Williams	1979-82
7.	51	Gee Gervin	1998-00
t8.	52	Robert McKiver	2006-08
		Otis Birdsong	1973-77
10.	53	Dwight Davis	1969-72
11.	54	Tim Moore	1993-96
t12.	55	Rob Gray	2015-18
		Gary Phillips	1958-61
t14.	59	Byron Smith	1989-91
		Richard Hollis	1987-89
16.	62	Ted Luckenbill	1958-61
17.	64	Damyean Dotson	2015-17
18.	65	Andre Owens	2002-05
19.	68	Craig Upchurch	1987-92
20.	69	Corey Davis Jr.	2017-19
t21.	70	TaShawn Thomas	2011-14
		Kelvin Lewis	2007-10
23.	71	Clyde Drexler	1980-83
t24.	73	Joe Hamood	1963-66
		Lyle Harger	1960-63
t26.	75	George Williams	1999-02
		Kenny Younger	1997-00
		Donnie Schverak	1960-64
29.	76	Steve Newsome	1970-73
30.	* 77	<i>Lloyd Hendrix</i>	<i>1947-51</i>
31.	78	Damon Jones	1994-97
32.	79	Michael Young	1980-84
33.	80	Marcus Sasser	2019-23
t34.	81	Hakeem Olajuwon	1981-84
		Don Chaney	1965-68
36.	83	Rickie Winslow	1983-87
37.	85	Lanny Smith	2003-08
t38.	87	Galen Robinson	1994-98
		Greg Anderson	1983-87
t40.	89	Alvin Franklin	1982-86
		Ken Spain	1966-69
42.	92	Jherrod Stiggers	2013-15
43.	94	Charles Thompson	1974-78
44.	95	Kenneth Williams	1976-80
45.	98	Larry Micheaux	1979-83
46.	99	Cecil Rose	1974-78
47.	100	David Marrs	1972-76
t48.	116	Jamal Shead	2020-24
		Derrick Daniels	1988-92
50.	123	George Walker	1975-79
51.	132	Fabian White Jr.	2017-22
52.	150	<b>J'Wan Roberts</b>	<b>2019 –</b>

\* – Game-by-game records from 1947-55 are incomplete.

*Hendrix' game total is estimated based on scoring average from the 1950-51 season. Exact number is unknown.*

## RECORDS WATCH

### REBOUNDS

Rk.	No.	Player	G	Years
1.	1,602	Elvin Hayes	93	1965-68
2.	1,067	Hakeem Olajuwon	100	1981-84
3.	1,045	Greg Anderson	123	1983-87
4.	969	Rickie Winslow	124	1983-87
5.	961	Dwight Davis	84	1969-72
6.	948	Clyde Drexler	96	1980-83
<b>7.</b>	<b>918</b>	<b>J'Wan Roberts</b>	<b>152</b>	<b>2019 –</b>
8.	863	Don Boldebuck	51	1954-55
9.	859	Ken Spain	90	1966-69
10.	833	TaShawn Thomas	96	2011-14
11.	797	Craig Upchurch	126	1987-92
12.	795	Michael Young	134	1980-84
13.	787	Larry Michaux	123	1979-83
14.	777	Charles Thompson	118	1974-78
15.	766	Lyle Harger	76	1960-63
16.	765	Maurice Pressley	79	1972-75
17.	755	Steve Newsome	83	1970-73
18.	739	Dwight Jones	54	1971-73
19.	735	Leary Lentz	89	1964-67
20.	704	Fabian White Jr.	149	2017-22
21.	703	Tim Moore	49	1993-96

### GAMES PLAYED

Rk.	No.	Player	Years
<b>1.</b>	<b>152</b>	<b>J'Wan Roberts</b>	<b>2019 –</b>
2.	149	Fabian White Jr.	2017-22
3.	138	Jamal Shead	2020-24
4.	136	Galen Robinson Jr.	2015-19
5.	134	Michael Young	1980-84
t6.	129	Ken Ciolli	1975-79
		George Walker	1975-79
t8.	126	Danrad Knowles	2013-17
		Craig Upchurch	1987-92
		Kenneth Williams	1976-80
11.	125	Alvin Franklin	1982-86
t12.	124	Derrick Daniels	1988-92
		Rickie Winslow	1983-87
t14.	123	Greg Anderson	1983-87
		Larry Micheaux	1979-83
t16.	122	Zamal Nixon	2007-11
		Lanny Smith	2003-08
18.	120	Reid Gettys	1981-85
19.	119	Marcus Oliver	1999-04
20.	118	Charles Thompson	1974-78

### GAMES STARTED

Rk.	No.	Player	Years
1.	129	Michael Young	1980-84
2.	126	Craig Upchurch	1987-92
3.	124	Derrick Daniels	1988-92
4.	123	Rickie Winslow	1983-87
5.	119	Galen Robinson Jr.	2015-19
6.	113	Lanny Smith	2003-08
7.	112	Alvin Franklin	1982-86
t8.	108	Jamal Shead	2020-24
t8.	107	Larry Micheaux	1979-83
10.	96	TaShawn Thomas	2011-14
11.	95	Clyde Drexler	1980-83
12.	94	Greg Anderson	1983-87
13.	93	Marcus Sasser	2019-23
14.	91	Kelvin Lewis	2007-10
15.	90	Fabian White Jr.	2017-22
<b>16.</b>	<b>89</b>	<b>J'Wan Roberts</b>	<b>2019 –</b>
17.	88	George Williams	1999-02
18.	87	Kenny Younger	1997-00
t19.	86	Rob Williams	1979-82
20.	85	Andre Owens	2002-05
21.	82	Jack Foster	1953-56

### MINUTES PLAYED

Rk.	No.	Player	G	Years
1.	4,498	Michael Young	134	1980-84
2.	4,087	Rickie Winslow	124	1983-87
3.	4,065	Derrick Daniels	124	1988-92
4.	4,062	Otis Birdsong	116	1973-77
5.	3,916	Craig Upchurch	126	1987-92
6.	3,830	Alvin Franklin	125	1982-86
7.	3,788	Jamal Shead	138	2020-24
8.	3,773	Galen Robinson Jr.	136	2015-19
9.	3,535	Lanny Smith	122	2003-08
10.	3,457	Greg Anderson	123	1983-87
11.	3,418	Larry Micheaux	123	1979-83
12.	3,335	Elvin Hayes	93	1965-68
13.	3,299	Kelvin Lewis	100	2007-10
<b>14.</b>	<b>3,273</b>	<b>J'Wan Roberts</b>	<b>152</b>	<b>2019 –</b>
15.	3,255	Clyde Drexler	96	1980-83
16.	3,161	Fabian White Jr.	149	2017-22
17.	3,132	Marcus Sasser	107	2019-23
18.	3,129	Rob Williams	88	1979-82
19.	3,115	Andre Owens	87	2002-05
20.	3,039	George Williams	90	1999-02
21.	3,036	Dwight Davis	84	1969-72

### 3-POINT FIELD GOALS

Rk.	No.	Player	G	Years
1.	276	Marcus Sasser	107	2019-23
2.	261	Robert McKiver	67	2007-08
3.	251	Kelvin Lewis	65	2007-10
4.	243	Jherrod Stiggers	97	2011-15
5.	229	Armoni Brooks	100	2016-19
6.	227	Andre Owens	87	2002-04
7.	214	Corey Davis Jr.	72	2017-19
8.	183	Lanny Smith	122	2003-08
9.	182	Damon Jones	81	1994-97
10.	172	Rob Gray	92	2015-18
<b>t11.</b>	<b>170</b>	<b>Emanuel Sharp</b>	<b>87</b>	<b>2021 –</b>
t11.	170	Damyean Dotson	64	2015-17
13.	168	Derrick Daniels	124	1988-92
14.	161	Oliver Lafayette	64	2005-07
<b>15.</b>	<b>160</b>	<b>LJ Cryer</b>	<b>54</b>	<b>2023 –</b>
16.	145	Jessie Drain	115	1991-95
17.	142	Quentin Grimes	60	2019-21

### 3-POINT FIELD GOALS ATTEMPTS

Rk.	No.	Player	G	Years
1.	748	Marcus Sasser	107	2019-23
2.	719	Robert McKiver	67	2007-08
3.	679	Jherrod Stiggers	97	2011-15
4.	675	Andre Owens	87	2002-05
5.	658	Kelvin Lewis	65	2007-10
6.	577	Armoni Brooks	100	2016-19
7.	536	Corey Davis Jr.	72	2017-19
8.	530	Lanny Smith	122	2003-08
9.	521	Damon Jones	81	1994-97
10.	500	Oliver Lafayette	64	2005-07
11.	475	Rob Gray	91	2015-18
<b>t12.</b>	<b>445</b>	<b>Emanuel Sharp</b>	<b>87</b>	<b>2021 –</b>
t12.	439	Derrick Daniels	124	1988-92
14.	413	Damyean Dotson	64	2015-17
15.	411	Jessie Drain	115	1991-95
<b>16.</b>	<b>406</b>	<b>LJ Cryer</b>	<b>54</b>	<b>2023 –</b>
17.	377	Quentin Grimes	60	2019-21

### 3-POINT FIELD GOAL PERCENTAGE (min. 85 made)

Rk.	Pct.	Player	FGM-A	Years
1.	.431	Wes VanBeck	103-239	2014-18
2.	.423	Byron Smith	137-324	1989-91
3.	.412	Damyean Dotson	170-413	2015-17
4.	.402	Joseph Young	121-301	2010-13
5.	.400	Adam Brown	96-240	2009-11
6.	.399	Corey Davis Jr.	214-356	2017-19
7.	.397	Armoni Brooks	229-577	2016-19

<b>8.</b>	<b>.3941</b>	<b>LJ Cryer</b>	<b>160-406</b>	<b>2023 –</b>
9.	.3935	Dominic Smith	85-216	2000-02
10.	.3917	Darian Thibodeaux	94-240	2010-12
11.	.390	Horace Chaney	139-356	1987-89
12.	.3839	Dion Dowell	124-323	2006-08
13.	.3827	Derrick Daniels	168-439	1988-92
14.	.3815	Kelvin Lewis	251-658	2007-10
<b>15.</b>	<b>.3812</b>	<b>Emanuel Sharp</b>	<b>170-446</b>	<b>2021 –</b>
16.	.3786	Geer Gervin	117-309	1998-00
17.	.3767	Quentin Grimes	142-377	2019-21

### 3-POINT FIELD GOALS per GAME (min. 85 made)

Rk.	No.	Player	3FG	G	Years
1.	3.896	Robert McKiver	261	67	2006-08
2.	2.981	Corey Davis Jr.	214	72	2017-19
<b>3.</b>	<b>2.963</b>	<b>LJ Cryer</b>	<b>160</b>	<b>54</b>	<b>2023 –</b>
4.	2.656	Damyean Dotson	170	64	2015-17
5.	2.609	Andre Owens	226	87	2002-05
6.	2.58	Marcus Sasser	276	107	2019-23
7.	2.516	Oliver Lafayette	161	64	2005-07
8.	2.51	Kelvin Lewis	251	100	2007-10
9.	2.505	Jherrod Stiggers	243	91	2011-15
10.	2.37	Quentin Grimes	142	60	2019-21
11.	2.29	Armoni Brooks	229	100	2016-19
12.	2.289	Marcus Sasser	135	59	2019-23
13.	2.279	Horace Chaney	139	61	1987-89
14.	2.247	Damon Jones	182	81	1994-97
15.	2.210	Byron Smith	137	62	1989-91
16.	2.032	Dion Dowell	124	61	2006-08
**	<b>1.954</b>	<b>Emanuel Sharp</b>	<b>170</b>	<b>87</b>	<b>2021 –</b>

### CONSECUTIVE GAMES with 3-POINT FGM

Rk.	No.	Player	Dates
t1.	32	Quentin Grimes	3/5/20 – 4/4/21
		Damyean Dotson	11/11/16 – 3/16/17
3.	29	Corey Davis Jr.	11/25/17 – 3/15/18
4.	28	Robert McKiver	11/26/07 – 3/27/08
t5.	26	Corey Davis Jr.	12/23/18 – 3/30/19
		Jherrod Stiggers	2/5/14 – 1/15/15
		Kelvin Lewis	3/7/09 – 2/6/10
8.	25	Robert McKiver	11/13/06 – 2/19/07
9.	24	Armoni Brooks	3/17/18 – 2/10/19
10.	23	Richard Hollis	1/9 – 11/30/88
**	<b>7</b>	<b>LJ Cryer</b>	<b>12/21/24 – present</b>
**	<b>5</b>	<b>Emanuel Sharp</b>	<b>1/4/25 – present</b>

### BLOCKED SHOTS

Rk.	No.	Player	G	Years
1.	454	Hakeem Olajuwon	100	1980-84
2.	231	Dwight Davis	84	1969-72
3.	227	Greg Anderson	123	1983-87
4.	211	Bo Outlaw	61	1991-93
5.	209	TaShawn Thomas	96	2011-14
6.	160	Anwar Ferguson	55	2002-04
7.	155	Dwight Jones	54	1969-71
8.	137	Danrad Knowles	126	2013-17
9.	135	Maurice Pressley	79	1972-75
10.	133	Tim Moore	70	1993-96
11.	132	Larry Micheaux	123	1979-83
12.	131	Brison Gresham	99	2018-21
13.	130	Fabian White Jr.	149	2017-22
<b>14.</b>	<b>123</b>	<b>J'Wan Roberts</b>	<b>152</b>	<b>2019 –</b>
15.	107	George Williams	90	1999-02
16.	102	Rickie Winslow	124	1983-87
17.	100	David Marrs	102	1972-76

## RECORDS WATCH

### INDIVIDUAL • SEASON

#### 3-POINT FIELD GOALS MADE

Rk.	No.	Player	G	Years
1.	145	Robert McKiver	33	2007-08
2.	121	Armoni Brooks	37	2018-19
3.	116	Robert McKiver	33	2006-07
<b>4.</b>	<b>112</b>	<b>LJ Cryer</b>	<b>37</b>	<b>2023-24</b>
5.	111	Corey Davis Jr	37	2018-19
6.	108	Damyean Dotson	32	2016-17
7.	103	Corey Davis Jr.	35	2017-18
8.	102	Kelvin Lewis	35	2009-10
t9.	100	Quentin Grimes	30	2020-21
		Andre Owens	32	2004-05

#### 3-POINT FIELD GOALS per GAME (min. 70 made)

Rk.	No.	Player	3FG	G	Years
1.	4.3	Robert McKiver	145	34	2007-08
2.	3.5	Robert McKiver	116	33	2006-07
3.	3.38	Damyean Dotson	108	32	2016-17
4.	3.33	Quentin Grimes	100	30	2020-21
5.	3.27	Armoni Brooks	121	37	2018-19
6.	3.13	Andre Owens	100	32	2004-05
7.	3.097	Jherrod Stiggers	96	31	2014-15
<b>8.</b>	<b>3.03</b>	<b>LJ Cryer</b>	<b>112</b>	<b>37</b>	<b>2023-24</b>
9.	3.0	Corey Davis Jr.	111	37	2018-19
10.	2.94	Corey Davis Jr.	103	35	2017-18
11.	2.91	Kelvin Lewis	102	35	2009-10
12.	2.82	Kelvin Lewis	93	33	2008-09
**	<b>2.88</b>	<b>LJ Cryer</b>	<b>46</b>	<b>16</b>	<b>2024-25</b>
**	<b>2.75</b>	<b>Emanuel Sharp</b>	<b>44</b>	<b>16</b>	<b>2024-25</b>

#### 100 3-POINT FIELD GOAL SEASONS

**2**

Robert McKiver **2007-08** (145); **2006-07** (116)  
 Corey Davis Jr. **2018-19** (111); **2017-18** (103)

**1**

**LJ Cryer** **2024-25** (48); **2023-24** (112)  
 Quentin Grimes **2020-21** (100)  
 Armoni Brooks **2018-19** (121)  
 Damyean Dotson **2016-17** (108)  
 Kelvin Lewis **2009-10** (102)  
 Andre Owens **2004-05** (100)

#### 3-POINT FIELD GOALS ATTEMPTS

Rk.	No.	Player	G	Years
1.	376	Robert McKiver	34	2007-08
2.	343	Robert McKiver	33	2006-07
3.	310	Armoni Brooks	37	2018-19
4.	296	Corey Davis Jr.	37	2018-19
5.	294	Kyler Edwards	37	2021-22
<b>6.</b>	<b>289</b>	<b>LJ Cryer</b>	<b>36</b>	<b>2023-24</b>
t7.	280	Jherrod Stiggers	31	2014-15
		Andre Owens	32	2004-05
9.	270	Oliver Lafayette	31	2005-06
10.	257	Kelvin Lewis	35	2009-10
11.	252	Kelvin Lewis	33	2008-09
12.	250	Marcus Sasser	36	2022-23
13.	248	Quentin Grimes	30	2020-21
14.	244	Damyean Dotson	33	2016-17
15.	240	Corey Davis Jr.	35	2017-19

### TEAM • SEASON

#### 3-POINT FIELD GOAL PERCENTAGE

1.	.425	150-353	1989-90
<b>2.</b>	<b>.405</b>	<b>148-365</b>	<b>2024-25</b>
3.	.395	94-238	1986-87
4.	.394	268-281	2016-17
5.	.389	176-452	2010-11
6.	.387	297-768	2017-18
7.	.383	149-389	2001-02
8.	.383	162-423	1987-88
9.	.372	140-376	1996-97
10.	.367	212-578	2013-14
11.	.364	209-574	1990-91

#### FREE THROW PERCENTAGE

1.	.770	552-717	2007-08
2.	.7464	562-753	2008-09
3.	.744	582-782	1965-66
<b>4.</b>	<b>.740</b>	<b>199-269</b>	<b>2024-25</b>
5.	.733	466-636	2022-23
6.	.730	449-615	2019-20
7.	.723	536-741	1957-58
8.	.718	484-674	2017-18
9.	.717	390-544	2016-17
10.	.716	638-891	1969-70
11.	.715	457-639	2006-07

## WELCOME to the HOUSTON COUGARS, JACE ABARCA



• **Jace Abarca** returns for his third season with the University of Houston Men’s Basketball program as Head Ball Kid in 2024-25.

• Jace joined the Cougars in a special ceremony inside the Guy V. Lewis Development Facility prior to the 2022-23 season on Oct. 4, 2022.

• Sitting beside his parents, Yaneth and James, and with his two brothers, Jace signed his Cougars Letter of Intent in front of his new teammates, coaches and the University of Houston band and cheer members and media members.

• As part of his signing, Jace serves as the Head Ball Kid at all Houston home Men’s Basketball games inside the Fertitta Center.

• Jace joined the Cougars as part of a partnership with Team IMPACT. He lives with lupus and kidney disorders. Lupus is an inflammatory disease in which the body’s immune systems attacks its own tissues and organs.

• Jace loves to read and play video games, like Roblox and Fortnite. He also enjoys science, engineering and geography. Jace is a big fan of the TV show Chicago Med and loves to talk about medical things.

• Nine-year-old **Nicholas Hickey** was Houston Men’s Basketball’s first Team IMPACT signee in October 2017. Nicholas battled epilepsy, apraxia of speech and autism.



### HOUSTON ATHLETICS & TEAM IMPACT

2022	<b>Jace Abarca</b> Emilia Bella	<b>Men’s Basketball</b> Swimming and Diving Soccer
2021	Vinny Robins	Football
2017	<b>Nicholas Hickey</b> Zamya Sumling	<b>Men’s Basketball</b> Volleyball
2014	Maycie Gonzalez	Track & Field

• Houston Athletics has worked with Team IMPACT for the past 2+ years, matching children across its Men’s Basketball, Football, Soccer and Swimming and Diving programs.



The University of Houston Men's and Women's Basketball programs began play in a new game arena during the 2018-19 season when the Fertitta Center officially opened with a 65-61 win over No. 18/21 Oregon on Dec. 1, 2018, in front of a sellout crowd of 7,039.

With the completion of the 2016-17 season, Hofheinz Pavilion underwent a \$60 million renovation. The renovation was made possible through a generous \$20 million donation from University of System Board of Regents Chairman Tilman J. Fertitta and his family in late August 2016.

The facility features a premium club area and a courtside club. The reconfigured bowl moved mid-court seating locations closer to game action with floor-level seating opposite the team benches for UH students. Renovations included a new audio system, sports lighting and video boards as well as new concession stands and expanded restrooms. The facility's exterior also was refreshed.

Prominent to the center's exterior, the renovation will preserve the legacy of the Hofheinz family and its contributions to both UH and the city of Houston.


### QUICK FACTS

<b>Name:</b>	Fertitta Center
<b>Location:</b>	3422 Cullen Blvd. Corner of Cullen Boulevard and Holman Street on the UH campus
<b>Capacity:</b>	7,035
<b>All-Time Record:</b>	103-6 (.945)
<b>All-Time Attendance:</b>	691,855 (6,348 avg.)
<b>First Game:</b>	vs. #18/21 Oregon (Dec. 1, 2018)
<b>First Win:</b>	W, 65-61, vs. #18/21 Oregon (Dec. 1, 2018)
<b>Current Streak:</b>	32 wins (Jan. 28, 2023 – present)
<b>Long Winning Streak:</b>	37 games (Dec. 19, 2019 – Feb. 12, 2022)
<b>Long Losing Streak:</b>	1 (Jan. 22, 2023; Dec. 10, 2022; Feb. 12, 2022; Dec. 15, 2019; Nov. 15, 2019; March 2, 2019)
<b>Renovation Cost:</b>	\$60 million
<b>Historic Donation:</b>	\$20 million from UH System Board of Regents Chairman Tilman J. Fertitta and his family
<b>Arena Amenities</b>	Premium club area and courtside club Reconfigured bowl with mid-court seating closer to game action Floor-level seating opposite team benches for UH students New audio system, sports lighting and video boards New concession stands and expanded restrooms
<b>Architects:</b>	PGAL and AECOM
<b>Project Manager:</b>	Turner Construction

In December 2019, a statue of former Harris County Judge Roy Hofheinz was dedicated with members of his family outside the Fertitta Center Club lower entrance off Holman Street. Fans can learn more about Hofheinz and his contributions to the University, city and state at the Roy Hofheinz Wall, located on the concourse near Section 107.

The University of Houston will request that city officials rename a portion of Holman Street in front of the arena after the Hofheinz family. In addition, Roy Hofheinz's records will be permanently archived and publicly accessible as a special collection in the UH library, and the Alumni Center will house an area describing the lives and public service of Roy and Irene Hofheinz.

"This gift is personal. It represents a commitment from my family and me to support the University of Houston in its quest to strengthen our nationally competitive institution both in academics and athletics," Fertitta said. "Upgrading our athletics facilities shows we are serious about competing at the highest levels of collegiate sports for many years to come. I'm proud of where the University of Houston is today and I'm proud to make this investment in my university's future."



## FERTITTA CENTER TEAM RECORDS

### SELLOUTS

85 total (26 straight • 47 of last 48)

Rk.	Att.	Opponent	Result	Date
1.	7,933	#14/15 Kansas	W, 76-66	3/9/24
2.	7,904	rv/— Texas	W, 82-61	2/17/24
3.	7,895	#6/6 Iowa State	W, 73-65	2/19/24
4.	7,879	Wichita State	W, 83-66	3/2/23
5.	7,763	Tulane	W, 89-59	2/22/23
6.	7,730	Memphis	W, 72-64	2/19/23
7.	7,718	#8/10 Alabama	L, 65-71	12/10/22
8.	7,603	rv/rv SMU	W, 75-61	2/2/22
9.	7,598	Cincinnati	W, 71-53	3/1/22
10.	7,586	#25/25 Texas Tech	W, 77-54	1/17/24
11.	7,562	Temple	W, 84-46	3/3/22
12.	7,488	Texas State	W, 80-47	12/22/21
13.	7,484	Temple	L, 55-56	1/22/23
14.	7,478	SMU	W, 87-53	1/5/23
15.	7,477	Cincinnati	W, 75-69	1/28/23
16.	7,473	South Florida	W, 83-77	1/11/23
17.	7,457	UCF	W, 71-65	12/31/22
18.	7,418	McNeese	W, 83-44	12/21/22
19.	7,451	Montana	W, 79-44	11/24/23
20.	7,450	Memphis	L, 59-69	2/12/22
21.	7,387	West Virginia	W, 89-55	1/6/24
22.	7,378	Kent State	W, 49-44	11/26/22
23.	7,369	Tulsa	W, 80-42	2/8/23
24.	7,352	Cincinnati	W, 67-59	2/27/24
25.	7,322	Texas Southern	W, 83-48	11/16/22
26.	7,312	Tulane	W, 73-62	2/2/22
27.	7,308	Norfolk State	W, 100-52	11/29/22
28.	7,287	East Carolina	W, 79-36	1/22/22
29.	7,283	North Florida	W, 76-42	12/6/22
30.	7,268	North Carolina A&T	W, 74-46	12/13/22
31.	7,260	Kansas State	W, 74-52	1/27/24
32.	7,246	Oral Roberts	W, 83-45	11/14/22
33.	7,231	Texas State	W, 72-37	12/21/23
34.	7,216	Penn	W, 81-42	12/30/23
35.	7,205	Oklahoma State	W, 79-63	2/6/24
36.	7,184	UCF	W, 57-42	1/20/24
37.	7,159	Rice	W, 75-39	12/6/3
38.	7,145	Texas A&M-Corpus Christi	W, 82-50	11/11/23
39.	7,135	rv/rv Wichita State	W, 76-43	2/9/20
40.	7,129	Memphis	W, 64-57	3/8/20
41.	7,122	Jackson State	W, 89-55	12/9/23
42.	7,104	Stetson	W, 79-48	11/13/23
43.	7,069	Cincinnati	W, 68-55	3/1/20
44.	7,051	Wichita State	W, 76-66	1/8/22
	7,051	Bryant	W, 111-44	12/3/21
	7,051	rv/#25 Virginia	W, 67-47	11/16/21
47.	7,042	Northern Colorado	W, 83-36	11/7/22
48.	7,039	SMU	W, 90-79	3/7/19
		UCF	L, 64-69	3/2/19
		South Florida	W, 94-50	2/23/19
		#25/23 Cincinnati	W, 65-58	2/10/19
		Temple	W, 73-66	1/31/19
		Wichita State	W, 79-70	1/12/19
		Memphis	W, 80-77	1/6/19
		LSU	W, 82-76	12/12/18
56.	7,035	rv/#25 West Virginia	W, 70-54	1/15/25
		TCU	W, 64-46	1/6/25
		BYU	W, 86-55	1/4/25
		Texas A&M-Corpus Christi	W, 87-51	12/21/24
		Toledo	W, 78-49	12/18/24
		Troy	W, 62-42	12/10/24
		Butler	W, 79-51	12/7/24
		rv/— Hofstra	W, 80-44	11/22/24
		Louisiana	W, 91-45	11/13/24
		Jackson State	W, 97-40	11/4/24
		UConn	W, 63-59	1/23/20
		UCF	W, 78-63	1/3/20
		Oklahoma State	L, 55-61	12/15/19
		BYU	L, 71-72	11/15/19
		#18/21 Oregon	W, 65-61	12/1/18

All 15 home games in 2020-21 were limited to 1,859 capacity due to COVID-19 protocols and sold out

### MINUTES PLAYED

Game: 45, vs. Hofstra (11/9/21)

### MARGIN OF VICTORY

UH (High): 67 (111-44), vs. Bryant (12/3/21)

Opp (Low): 10 (59-69), vs. Memphis (2/12/22)

### POINTS SCORED – GAME

UH (High): 112, vs. Our Lady of the Lake (2/6/21)

112, vs. Houston Baptist (11/26/19)

Opp (High): 79, vs. SMU (3/7/19)

UH (Low): 49, vs. Kent State (11/26/22)

Opp (Low): 31, vs. ULM (11/6/23)

### POINTS SCORED – HALF

UH (High): 60 (1st), vs. Northwestern State (11/30/21)

60 (1st), vs. Our Lady of the Lake (2/6/21)

Opp (High): 45 (1st), vs. LSU (12/12/18)

UH (Low): 19 (1st), vs. Oklahoma State (12/15/19)

Opp (Low): 11 (1st), vs. Troy (12/11/24)

### FIELD GOALS

UH (High): 46, vs. Our Lady of the Lake (2/6/21)

Opp (High): 29, vs. Hofstra (11/9/21)

UH (Low): 16, vs. Kent State (11/26/22)

Opp (Low): 7, vs. UCF (1/20/24)

### FIELD GOAL ATTEMPTS

UH (High): 83, vs. Our Lady of the Lake (2/6/21)

Opp (High): 74, vs. Hofstra (11/9/21)

UH (Low): 47, vs. UConn (1/23/20)

Opp (Low): 39, vs. ULM (11/6/23)

39, vs. Northern Colorado (11/7/22)

### FIELD GOAL PERCENTAGE

UH (High): 62.0 (44-71), vs. Bryant (12/3/21)

Opp (High): 64.9 (24-37), vs. Wichita State (3/2/23)

UH (Low): 31.1 (19-61), vs. Oklahoma State (12/15/19)

Opp (Low): 15.9 (7-44), vs. UCF (1/20/24)

### 3-POINT FIELD GOALS

UH (High): 17, vs. Norfolk State (11/29/22)

Opp (High): 12, vs. Hofstra (11/9/21)

UH (Low): 2, vs. Kent State (11/26/22)

2, vs. Louisiana (12/14/21)

1, vs. Norfolk State (11/29/22)

1, vs. East Carolina (1/22/22)

1, vs. Boise State (11/27/20)

1, vs. Lamar (11/25/20)

### 3-POINT FIELD GOAL ATTEMPTS

UH (High): 36, vs. Tulane (1/9/21)

Opp (High): 43, vs. Hofstra (11/9/21)

UH (Low): 12, vs. UConn (1/23/20)

Opp (Low): 13, vs. Lamar (11/25/20)

### 3-POINT FIELD GOAL PERCENTAGE (min. 10 att.)

UH (High): 66.7 (16-24), vs. East Carolina (1/23/19)

Opp (High): 52.9 (9-17), vs. #6/6 Iowa State (2/19/24)

UH (Low): 9.5 (2-21), vs. Louisiana (12/14/21)

Opp (Low): 5.3 (1-19), vs. East Carolina (1/22/22)

### FREE THROWS

UH (High): 31, vs. South Carolina (12/5/20)

Opp (High): 29, vs. LSU (12/12/18)

UH (Low): 2, vs. Tulane (1/9/21)

Opp (Low): 3, vs. TCU (1/6/25)

3, vs. Stetson (11/13/23)

3, vs. Texas State (12/22/21)

### YEAR-BY-YEAR in FERTITTA CENTER

School	G	W	L	Pct.	Total Attend.	Average Attend.
2018-19	16	15	1	.938	105,609	6,601
2019-20	16	14	2	.875	107,490	6,719
2020-21	15	15	0	<b>1.000</b>	27,885	* 1,859
2021-22	17	16	1	.941	121,462	7,145
2022-23	<b>18</b>	16	2	.889	<b>134,093</b>	<b>7,450</b>
2023-24	17	<b>17</b>	0	<b>1.000</b>	124,966	7,351
2024-25	10	10	0	<b>1.000</b>	70,350	7,035
<b>Totals</b>	<b>109</b>	<b>103</b>	<b>6</b>	<b>.945</b>	<b>691,855</b>	<b>6,348</b>

\* – Fertitta Center capacity limited to 1,859 due to COVID-19 pandemic  
Fertitta Center single-season records in **bold**

### FREE THROW ATTEMPTS

UH (High): 38, vs. South Carolina (12/5/20)

38, vs. UCF (1/3/20)

38, vs. LSU (12/12/18)

Opp (High): 38, vs. LSU (12/12/18)

UH (Low): 4, vs. Tulane (1/9/21)

Opp (Low): 4, vs. Texas State (12/22/21)

### FREE THROW PERCENTAGE (min. 10 att.)

UH (High): 90.9 (20-22), vs. Wichita State (3/2/23)

90.9 (10-11), vs. WKU (2/25/21)

Opp (High): 94.7 (18-19), vs. Memphis (2/12/22)

UH (Low): 42.9 (6-14), vs. Temple (3/3/22)

Opp (Low): 31.3 (5-16), vs. Cincinnati (3/1/22)

### REBOUNDS

UH (High): 56, vs. Kent State (11/26/22)

Opp (High): 44, vs. #8/10 Alabama (12/10/22)

UH (Low): 26, vs. Wichita State (3/2/23)

Opp (Low): 21, vs. Stetson (11/13/23)

### ASSISTS

UH (High): 27, vs. Northwestern State (11/30/21)

27, vs. South Florida (2/28/21)

Opp (High): 16, vs. #6/6 Iowa State (2/19/24)

16, vs. Memphis (2/12/22)

16, vs. BYU (11/15/19)

UH (Low): 3, vs. Boise State (11/27/20)

Opp (Low): 3, vs. East Carolina (1/22/22)

### STEALS

UH (High): 18, vs. Jackson State (12/9/23)

Opp (High): 14, vs. Kent State (11/26/22)

UH (Low): 1, vs. UT Arlington (12/11/19)

Opp (Low): 2, vs. Temple (1/22/23)

2, vs. Tulsa (1/2/19)

### BLOCKED SHOTS

UH (High): 11, vs. UTEP (12/19/19)

11, vs. Houston Baptist (11/26/19)

Opp (High): 5, vs. Kent State (11/26/22)

UH (Low): 0, vs. UCF (1/17/21)

Opp (Low): 0, done 15 times; Most recently vs. Hofstra (11/22/24)

### TURNOVERS

UH (High): 23, vs. Kent State (11/26/22)

Opp (High): 27, vs. Texas State (12/21/23)

UH (Low): 4, vs. Hofstra (11/22/24)

4, vs. Montana (11/24/23)

Opp (Low): 5, vs. UT Arlington (12/11/19)

### FOULS

UH (High): 28, vs. South Florida (2/23/19)

Opp (High): 30, vs. UConn (1/23/20)

30, vs. Houston Christian (11/26/19)

UH (Low): 4, vs. McNeese (12/21/22)

Opp (Low): 8, vs. Our Lady of the Lake (2/6/21)

## FERTITTA CENTER INDIVIDUAL RECORDS

vs. OPPONENTS					
School	W	L	Pct.	Stk.	Last Meeting
Alabama	0	1	.000	L1	12/10/22
Alabama State	1	0	1.000	W1	11/12/19
Alcorn State	2	0	1.000	W2	12/6/21
<b>Baylor</b>	<b>0</b>	<b>0</b>	<b>.000</b>	---	---
Boise State	1	0	1.000	W1	11/27/20
Bryant	1	0	1.000	W1	12/3/21
<b>Butler</b>	<b>1</b>	<b>0</b>	<b>1.000</b>	<b>W1</b>	<b>12/7/24</b>
<b>BYU</b>	<b>1</b>	<b>1</b>	<b>.500</b>	<b>W1</b>	<b>1/4/25</b>
<b>Cincinnati</b>	<b>6</b>	<b>0</b>	<b>1.000</b>	<b>W6</b>	<b>2/27/24</b>
Coppin State	1	0	1.000	W1	12/23/18
East Carolina	2	0	1.000	W2	1/22/22
<b>Hofstra</b>	<b>2</b>	<b>0</b>	<b>1.000</b>	<b>W2</b>	<b>11/22/24</b>
Houston Baptist	1	0	1.000	W1	11/26/19
<b>Iowa State</b>	<b>1</b>	<b>0</b>	<b>1.000</b>	<b>W1</b>	<b>2/19/24</b>
<b>Jackson State</b>	<b>2</b>	<b>0</b>	<b>1.000</b>	<b>W2</b>	<b>11/4/24</b>
<b>Kansas</b>	<b>1</b>	<b>0</b>	<b>1.000</b>	<b>W1</b>	<b>3/9/24</b>
Kansas State	1	0	1.000	W1	1/27/24
Kent State	1	0	1.000	W1	11/26/22
Lamar	2	0	1.000	W2	11/25/20
<b>Louisiana</b>	<b>2</b>	<b>0</b>	<b>1.000</b>	<b>W2</b>	<b>11/13/24</b>
LSU	1	0	1.000	W1	12/12/18
McNeese	1	0	1.000	W1	12/21/22
Memphis	4	1	.800	W1	2/19/23
Montana	1	0	1.000	W1	11/24/23
NJIT	1	0	1.000	W1	12/29/18
Norfolk State	1	0	1.000	W1	11/29/22
North Carolina A&T	1	0	1.000	W1	12/6/22
North Florida	1	0	1.000	W1	12/6/22
Northern Colorado	1	0	1.000	W1	11/7/22
Northwestern State	1	0	1.000	W1	11/30/21
<b>Oklahoma State</b>	<b>1</b>	<b>1</b>	<b>.500</b>	<b>W1</b>	<b>2/6/24</b>
Oral Roberts	1	0	1.000	W1	11/14/22
Oregon	1	0	1.000	W1	12/1/18
Our Lady of the Lake	1	0	1.000	W1	2/6/21
Penn	1	0	1.000	W1	12/30/23
Rice	2	0	1.000	W2	12/6/23
Saint Louis	1	0	1.000	W1	12/16/18
SMU	5	0	1.000	W5	2/27/22
South Carolina	1	0	1.000	W1	12/5/20
South Florida	5	0	1.000	W4	1/11/23
Stetson	1	0	1.000	W1	11/13/23
<b>TCU</b>	<b>1</b>	<b>0</b>	<b>1.000</b>	<b>W1</b>	<b>1/6/25</b>
Temple	3	1	.750	L1	1/22/23
Texas	1	0	1.000	W1	2/17/24
<b>Texas A&amp;M-Corpus Christi</b>	<b>2</b>	<b>0</b>	<b>.000</b>	<b>W2</b>	<b>12/21/24</b>
Texas Southern	1	0	1.000	W1	11/16/22
Texas State	3	0	1.000	W2	12/21/23
<b>Texas Tech</b>	<b>1</b>	<b>0</b>	<b>1.000</b>	<b>W1</b>	<b>1/17/24</b>
<b>Toledo</b>	<b>1</b>	<b>0</b>	<b>1.000</b>	<b>W1</b>	<b>12/18/24</b>
<b>Troy</b>	<b>1</b>	<b>0</b>	<b>1.000</b>	<b>W1</b>	<b>12/10/24</b>
Tulane	4	0	1.000	W4	2/23/22
Tulsa	4	0	1.000	W4	2/8/23
UCF	5	1	.833	W5	1/20/24
UConn	1	0	1.000	W1	1/23/20
ULM	1	0	1.000	W1	11/6/23
UT Arlington	1	0	1.000	W1	12/11/19
<b>Utah</b>	<b>0</b>	<b>0</b>	<b>.000</b>	---	---
Utah State	1	0	1.000	W1	12/20/18
UTEP	1	0	1.000	W1	12/19/19
Virginia	1	0	1.000	W1	11/16/21
<b>West Virginia</b>	<b>2</b>	<b>0</b>	<b>1.000</b>	<b>W2</b>	<b>1/15/25</b>
Wichita State	5	0	1.000	W5	3/2/23
WKU	1	0	1.000	W1	2/25/21
<b>Totals</b>	<b>103</b>	<b>6</b>	<b>.945</b>	<b>W32</b>	<b>1/15/25</b>

### GAMES PLAYED

**UH (Career): 74, J'Wan Roberts (2019 - )**

**UH (Season): 18 (16-2), Ja'Vier Francis, J'Wan Roberts, Tramon Mark, Marcus Sasser, Jamal Shead (2022-23)**

### WINS

**UH (Career): 71, J'Wan Roberts (2019 - )**

**UH (Season): 17, LJ Cryer, Ja'Vier Francis, Emanuel Sharp, Jamal Shead, Damian Dunn (2023-24)**

### WINNING PERCENTAGE (Career min. 20 games)

**UH (Career): 1.000 (27-0), LJ Cryer (2023 - )**

**1.000 (27-0), Mylik Wilson (2023 - );**

**1.000 (26-0), Joseph Tugler (2023 - );**

**1.000 (24-0), Cedric Lath (2022 - );**

1.000 (40-0), Ryan Elvin (2020-24)

**.977 (42-1), Emanuel Sharp (2021 - );**

**UH (Season): 1.000 (17-0), LJ Cryer, Ja'Vier Francis, Emanuel Sharp, Mylik Wilson**

Damian Dunn, Jamal Shead, (2023-24)

1.000 (15-0), Tramon Mark, Reggie Chaney (2020-21)

**1.000 (14-0), J'Wan Roberts, Quentin Grimes,**

DeJon Jarreau, Brison Gresham (2020-21)

### MINUTES PLAYED

**UH:** 41:09 (OT), Marcus Sasser, vs. Hofstra (11/9/21)

40:00, Tyler Edwards, vs. Tulane (2/2/22)

**Opp:** 45:00 (OT), Zach Cooks, vs. Hofstra (11/9/21)

40:00, Jaron Pierre Jr., vs. Wichita State (3/2/23)

40:00, Isiaha Mike, vs. SMU (3/7/19)

### POINTS SCORED

**UH:** 33, Quentin Grimes, vs. WKU (2/25/21)

**Opp:** 31, Tyler Harris, vs. South Florida (1/11/23)

### FIELD GOALS

**UH:** 12, Jamal Shead, vs. #25/25 Texas Tech (1/17/24)

**Opp:** 10, Kam Woods, North Carolina A&T (12/13/22)

10, Kareem Brewton, vs. Memphis (1/6/19)

### FIELD GOAL ATTEMPTS

**UH:** 21, Fabian White Jr., vs. Cincinnati (3/1/22)

21, Quentin Grimes, vs. rv/- WKU (2/25/21)

**Opp:** 25, Jarron Cumberland, vs. #25/23 Cincinnati (2/10/19)

### FIELD GOAL PERCENTAGE (min. 10 att.)

**UH:** 90.0 (9-10), J'Wan Roberts, vs. Tulane (2/22/23)

**Opp:** 76.9 (10-13), Kareem Brewton, vs. Memphis (1/6/19)

### 3-POINT FIELD GOALS

**UH:** 10, Cameron Tyson, vs. Our Lady of the Lake (2/6/21)

**Opp:** 6, Kerwin Walton, vs. #25/25 Texas Tech (1/17/24)

6, Landers Nolley II, vs. Cincinnati (1/28/23)

6, Tyler Harris, vs. South Florida (1/11/23)

6, Tobi Enwuosho, vs. Alabama State (11/12/19)

### 3-POINT FIELD GOAL ATTEMPTS

**UH:** 18, Cameron Tyson, vs. Our Lady of the Lake (2/6/21)

**Opp:** 15, Omar Silverio, vs. Hofstra (11/9/21)

### 3-POINT FIELD GOAL PERCENTAGE (min. 5 made)

**UH:** 1.000 (5-5), Emanuel Sharp, vs. rv/- Hofstra (11/22/24)

83.3 (5-6), Tyler Edwards, vs. rv/#25 Virginia (11/16/21)

**Opp:** 83.3 (5-6), Jahmal McMurray, vs. SMU (3/7/19)

### FREE THROWS

**UH:** 14, Quentin Grimes, vs. South Carolina (12/5/20)

**Opp:** 12, vs. Oklahoma State (1/6/24)

### FREE THROW ATTEMPTS

**UH:** 15, Quentin Grimes, vs. South Carolina (12/5/20)

15, DeJon Jarreau, vs. UConn (1/23/20)

**Opp:** 14, Javon Small, vs. Oklahoma State (2/6/24)

14, Troymain Crosby, vs. Alcorn State (12/20/20)

### WINNINGEST PLAYERS

by Career Victories

Rk.	W-L	Player	Gms	Years
1.	71-3	J'Wan Roberts	74	2019 -
2.	62-3	Jamal Shead	65	2020-24
3.	51-2	Ja'Vier Francis	53	2021 -
4.	49-4	Marcus Sasser	53	2019-23
	49-4	Fabian White Jr.	53	2017-22
6.	45-3	Reggie Chaney	48	2020-23
7.	43-3	Brison Gresham	46	2018-21
8.	42-1	Emanuel Sharp	43	2021 -
t9.	40-3	DeJon Jarreau	43	2018-21
	40-0	Ryan Elvin	39	2020-24
11.	36-2	Ramon Walker Jr.	38	2021 -

### WINNINGEST PLAYERS

by Career Percentage (min. 20 games)

Rk.	W-L	Pct.	Player	Years
t1.	27-0	1.000	LJ Cryer	2023 -
	27-0	1.000	Mylik Wilson	2023 -
	26-0	1.000	Joseph Tugler	2023 -
	24-0	1.000	Cedric Lath	2022 -
	40-0	1.000	Ryan Elvin	2020-24
6.	42-1	.976	Emanuel Sharp	2021 -
7.	51-2	.962	Ja'Vier Francis	2021 -
8.	71-3	.959	J'Wan Roberts	2020 -
9	62-3	.954	Jamal Shead	2020-24
10.	36-2	.947	Ramon Walker Jr.	2021 -
11.	34-2	.944	Tramon Mark	2020-23
13.	31-2	.939	Terrance Arceneaux	2022 -
14.	45-3	.938	Reggie Chaney	2020-23
14.	43-3	.935	Brison Gresham	2018-21
t15.	28-2	.933	Justin Gorham	2018-21
	28-2	.933	Quentin Grimes	2019-21

### FREE THROW PERCENTAGE (min. 10 att.)

**UH:** 100.0 (11-11), Emanuel Sharp, vs. Texas State (12/21/23)

100.0 (10-10), Nate Hinton, vs. Tulsa (2/19/20)

**Opp:** 85.7 (12-14), Javon Small, vs. Oklahoma State (2/6/24)

### REBOUNDS

**UH:** 17, Justin Gorham, vs. SMU (1/31/20)

**Opp:** 13, Tacko Fall, vs. UCF (3/2/19)

### ASSISTS

**UH:** 13, Jamal Shead, vs. Temple (3/3/22)

**Opp:** 9, David DeJulius, vs. Cincinnati (1/28/23)

### STEALS

**UH:** 8, Jamal Shead, vs. Our Lady of the Lake (2/6/21)

**Opp:** 8, Sincere Carry, vs. Kent State (11/26/22)

### BLOCKED SHOTS

**UH:** 6, Brison Gresham, vs. UTEP (12/19/19)

6, Chris Harris Jr., vs. Texas State (12/4/19)

**Opp:** 3, Viktor Lakhin, vs. Cincinnati (1/28/23)

3, Darius Johnson, vs. UCF (2/17/22)

3, Kadin Shedrick, vs. rv/#25 Virginia (11/16/21)

3, Jamille Reynolds, vs. UCF (1/17/21)

3, Bol Bol, vs. #18/21 Oregon (12/1/18)

### TURNOVERS

**UH:** 7, DeJon Jarreau, vs. UConn (1/23/20)

**Opp:** 9, Stephan Swenson, vs. Stetson (11/13/23)



*“I am proud and grateful that our administration recognized how important the Guy V. Lewis Development Facility is. We now have a place where our players can practice, work out, shoot, develop chemistry and improve their work ethics 24 hours a day, 365 days a year, with this facility. This is a game-changer.”*

**Head Coach Kelvin Sampson**

The University of Houston Men’s Basketball program moved into its new home during the 2015-16 season following completion of construction of the Guy V. Lewis Development Facility.

The near-53,000-square-foot facility provides the environment that University of Houston Men’s and Women’s Basketball student-athletes need to excel throughout the season in all areas.

Named after 592-game winner and Hall of Fame Head Coach Guy V. Lewis, the Development Facility is located adjacent to Hofheinz Pavilion at the corner of Cullen Boulevard and Holman Street on the UH campus.

Construction on the \$25-million facility began in September 2014. Austin Commercial served as the construction manager for the project, which was designed by DLR Group and Page.

The building was officially dedicated during NCAA Final Four Weekend in Houston on

**QUICK FACTS**

<b>Location:</b>	Corner of Cullen Boulevard and Holman Street on UH campus
<b>Construction Cost:</b>	\$25 million
<b>Size:</b>	52,923 square feet
<b>Dedicated:</b>	April 3, 2016
<b>Levels:</b>	3
<b>Level 1:</b>	Dedicated practice courts for Men’s and Women’s Basketball programs with sports performance and sports medicine areas shared by both teams
<b>Level 2:</b>	Team areas, including locker room and academic/film rooms
<b>Level 3:</b>	Office space for Men’s and Women’s Basketball coaching/support staffs
<b>Architects:</b>	DLR Group and Page
<b>Construction Manager:</b>	Austin Commercial

April 3, 2016, with Cougar and CBS Sports broadcasting great Jim Nantz serving as master of ceremonies

The first level houses a dedicated practice court for each team as well as sports performance and sports medicine areas, which are shared by both programs.

The second level features the teams’ areas, which include locker room and academic/film theaters. The team rooms contain spacious, modern lockers, multiple video screens for television and video games and comfortable furniture.

The third level holds office space for both Men’s and Women’s Basketball coaching and support staffs.

In Summer 2024, the facility underwent \$5 million in extensive renovations to the second-floor teams areas for Men’s and Women’s Basketball.


These renovations included a graphics refresh throughout the building, including the sneaker wall on Level Two to celebrate the Houston-Jordan Brand partnership.



# THE UNIVERSITY OF HOUSTON



**TIER ONE UNIVERSITY • RANKED ONE OF THE BEST COLLEGES IN THE U.S.**



- Founded in 1927, the University of Houston empowers learning, discovery, leadership and engagement among 45,000+ students in one of the country's most diverse universities. UH alumni total more than 276,000 across time and more than 50 percent live in Houston and the Gulf Coast region.

- UH features world-renowned faculty within 15 academic colleges. We offer more than 300 undergraduate and graduate academic programs and award more than 9,000 degrees annually. The University also fulfills the needs of students beyond Houston by offering degree programs at the University of Houston at Sugar Land and University of Houston at Katy.

- UH is located in Houston, Texas, the nation's fourth-largest city, the energy capital of the world and home to the world's largest medical center. Our students regularly test their skills through internships with national and international companies based here, and our faculty routinely partner with businesses and government agencies through research.

- UH has the nation's only space architecture graduate program and the only Spanish-language creative writing program; it also has the first subsea engineering program in the U.S. UH's undergraduate entrepreneurship program consistently ranks among the top in the nation, and intellectual property and health law are among the top 10 law programs.

- Our nationally-ranked programs drive students to discover the multitude of academic resources that are available on-campus and online while our student-run organizations and athletics have something for everyone and connect students in authentic Coog culture. With more than 500 student organizations and 6,000 students living on campus in residence halls, apartments and townhouses, life at UH is active and lively.

- University of Houston faculty are renowned scholars with real-world experience who work closely with each student. The faculty includes 15 members of the National Academy of Engineering, four National Academy of Science members and a Nobel Laureate. From the Tony Award to the Nobel Peace Prize and back to the classroom, UH faculty makes things happen on campus and around the world.

- UH leads five nationally funded centers, comprising numerous collaborations with partner institutions and industry. Sponsored by nearly \$20 million in funding, these centers pioneer groundbreaking research in the areas of energy, materials, psychology, laser mapping and homeland security.

- UH is a home for big ideas. In 2017, UH ranked #1 in the nation among all public universities without medical schools in royalties from technology transfers. With more than \$22 million a year in royalties, UH has seen a 400 percent increase in patent income since 2010.


- The UH Technology Bridge boasts more than 30,000 square feet of incubator space and nearly 200,000 square feet of built-up space ideally suited for large laboratories, pilot scale facilities and light manufacturing. UH's innovation ecosystem allows entrepreneurial faculty, students and alumni to bring new discoveries into the market place or to establish partnerships to launch new companies.

**uh.edu**

**RADIO/TV ROSTER**



**#0**  
**KORDELIUS JEFFERSON**  
G • 6-3 • 200 • r-Fr.-RS  
Arlington, Texas  
@ korrdel




**#2**  
**CEDRIC LATH**  
C • 6-9 • 260 • r-So.-1L  
Abidjan, Ivory Coast  
@ ced\_lath X AguyCedric



**#3**  
**RAMON WALKER Jr.**  
G • 6-5 • 215 • r-Sr.-3L  
Pearland, Texas  
@ ramonwalkerjr X ramonwalker04




**#4**  
**LJ CRYER**  
G • 6-1 • 200 • c-Gr.-1L  
Katy, Texas  
@ ljcryer



**#5**  
**Ja'VIER FRANCIS**  
F • 6-8 • 235 • Sr.-3L  
New Orleans, La.  
@ lahjay11 X theJayFrancis10



**#7**  
**MILOS UZAN**  
G • 6-4 • 190 • Jr.-TR  
Las Vegas, Nev.  
@ lossyuzan



**#8**  
**MYLIK WILSON**  
G • 6-3 • 175 • c-Gr.-1L  
Rayville, La.  
@ m.w.13 X mylikw



**#11**  
**JOSEPH TUGLER**  
F • 6-8 • 230 • So.-1L  
Houston, Texas  
@ josephugler X joseph\_tugler



**#12**  
**JACOB McFARLAND**  
C • 6-11 • 215 • r-Fr.-RS  
Moreno Valley, Calif.  
@ jacobmcfar1and



**#13**  
**J'WAN ROBERTS**  
F • 6-8 • 235 • c-Gr.-4L  
St. Thomas, U.S. Virgin Islands  
@ jwann\_13 X JwanRoberts13



**#21**  
**EMANUEL SHARP**  
G • 6-3 • 210 • r-Jr.-2L  
Tampa, Fla.  
@ emanuelsharp\_



**#23**  
**TERRANCE ARCENEAUX**  
G • 6-6 • 205 • r-So.-2L  
Beaumont, Texas  
@ tarceneaux23 X TArceneaux21



**#24**  
**CHASE McCARTY**  
F • 6-6 • 220 • Fr.-HS  
Huntsville, Ala.  
@ chase\_mccarty X Chasemccarty21



**#25**  
**MERCY MILLER**  
G • 6-4 • 200 • Fr.-HS  
Sherman Oaks, Calif.  
@ mercymiller X mercymiller25



**KELVIN SAMPSON**  
Head Coach  
11th Season at Houston  
36th Season Overall

X CoachSampsonUH



**KELLEN SAMPSON**  
Assistant Coach  
11th Season at Houston  
15th Season Overall

X kellenmsampson



**QUANNAS WHITE**  
Assistant Coach  
8th Season at Houston  
11th Season Overall

X quannasbwhite



**K.C. BEARD**  
Assistant Coach  
11th Season at Houston  
14th Season Overall

X CoachKCBeard1



**HOLLIS PRICE**  
Special Assistant  
to Head Coach/Assistant Coach  
11th Season at Houston  
11th season Overall

X HollisHp



**ANTHONY GOLDWIRE**  
Director of Player Development/  
Assistant Coach  
4th Season at Houston  
4th Season Overall



# KELVIN SAMPSON

Head Coach

11th Season at Houston • 36th Season Overall

278-82 Record at Houston • 778-352 Career Record

UNC Pembroke '78; Michigan State '80

CoachSampsonUH



## KELVIN SAMPSON'S YEAR-BY-YEAR RECORD

Year	[- Overall -]		[- Conference -]		Conf.	Notes	Postseason
	Record	Pct.	Record	Pct.	Finish	Tourn	
<b>Montana Tech (73-45 • 31-29 Frontier Conference • 3 NAIA District 12 [2-3])</b>							
<i>Became acting head coach on Jan. 1, 1981 • Totals not included above and below</i>							
1980-81	2-14	.125	2-11	.154			
<i>Became permanent head coach on March 14, 1981</i>							
1981-82	7-20	.259	0-15	.000			
1982-83	22-9	.710	9-6	.600			Frontier Conference Tournament Champions NAIA District 12 Playoffs (1-1) Frontier Conference Coach of the Year
1983-84	22-9	.710	10-5	.667	1st		Frontier Conference Champions NAIA District 12 Playoffs (1-1) Frontier Conference Tournament Champions
1984-85	22-7	.759	12-3	.800	1st		Frontier Conference Champions NAIA District 12 Playoffs (0-1) Frontier Conference Tournament Champions Frontier Conference Coach of the Year
<b>Washington State (103-103 • 48-78 Pac-10 • 1 NCAA [0-1] • 1 NIT [1-1])</b>							
1987-88	13-16	.448	7-11	.389	6th	1-1	
1988-89	10-19	.345	4-14	.222	8th	1-1	
1989-90	7-22	.241	1-17	.056	10th	0-1	
1990-91	16-12	.571	8-10	.444	6th		PAC-10 Coach of the Year Kodak District 14 Coach of the Year
1991-92	22-11	.667	9-9	.500	t-5th		NIT Second Round (1-1)
1992-93	15-12	.556	9-9	.500	t-5th		
1993-94	20-11	.645	10-8	.556	t-4th		NCAA First Round (0-1)
<b>Oklahoma (281-107 • 129-59 Big Eight/Big 12 • 11 NCAA [11-11] • 1 NIT [1-1])</b>							
1994-95	23-9	.719	9-5	.643	3rd	1-1	AP National Coach of the Year Henry Iba Award Big Eight Coach of the Year
1995-96	18-12	.600	8-6	.571	3rd	2-1	NCAA First Round (0-1)
1996-97	20-10	.667	10-6	.625	5th	2-1	NCAA First Round (0-1)
1997-98	22-11	.667	11-5	.688	t-2nd	0-1	NCAA First Round (0-1)
1998-99	22-11	.667	11-5	.688	t-2nd	2-1	NCAA Sweet 16 (2-1)
1999-00	27-7	.794	12-4	.750	t-3rd	2-1	NCAA Second Round (1-1)
2000-01	26-7	.788	12-4	.750	t-2nd	3-0	NCAA First Round (0-1)
2001-02	31-5	.861	13-3	.813	2nd	3-0	NCAA Final Four (4-1)
2002-03	27-7	.794	12-4	.750	3rd	3-0	NABC National Coach of the Year Big 12 Tournament Champions
2003-04	20-11	.645	8-8	.500	7th	1-1	NCAA Elite Eight (3-1)
2004-05	25-8	.758	12-4	.750	t-1st	1-1	NIT Second Round (1-1)
2005-06	20-9	.690	11-5	.688	3rd	0-1	NCAA Second Round (1-1) NCAA First Round (0-1)
<b>Indiana (43-15 • 21-8 Big Ten • 1 NCAA [1-1])</b>							
2006-07	21-11	.656	10-6	.625	3rd	0-1	NCAA Second Round (1-1)
2007-08	22-4	.846	11-2	.846			
<b>Houston (278-82 • 21-3 Big 12 • 117-44 The American • 6 NCAA [14-6] • 2 NIT [0-2])</b>							
2014-15	13-19	.406	4-14	.222	10th	1-1	NIT First Round (0-1)
2015-16	22-10	.688	12-6	.667	t-3rd	0-1	NIT First Round (0-1)
2016-17	21-11	.656	12-6	.667	3rd	0-1	NCAA Second Round (1-1)
2017-18	27-8	.771	14-4	.778	t-2nd	2-1	The American Coach of the Year NABC District 25 Coach of the Year
2018-19	33-4	.892	16-2	.889	1st	2-1	The American Champions Clarence "Big House" Gaines National Coach of the Year The American Coach of the Year NABC District 25 Coach of the Year
2019-20	23-8	.742	13-5	.722	t-1st	COVID-19	No Tournament – COVID
2020-21	28-4	.875	14-3	.824	2nd	3-0	The American Tournament Champions John McLendon Award Coach of the Year (Houston Sports Awards)
2021-22	32-6	.842	15-3	.833	1st	3-0	The American Champions The American Tournament Champions CBS Sports National Coach of the Year Ben Jobe Award
2022-23	33-4	.892	17-1	.944	1st	2-1	The American Champions The American Coach of the Year NABC District 24 Coach of the Year Texas Coach of the Year (Dave Campbell's Texas Basketball)
2023-24	32-5	.865	15-3	.833	1st	2-1	The American Champions The American Coach of the Year NABC District 24 Coach of the Year USBWA District VII Coach of the Year
2024-25	14-3	.824	6-0	1.000	---	---	AP National Coach of the Year NABC National Coach of the Year Henry Iba National Coach of the Year Award (USBWA) John McLendon Award Field of 68 National Coach of the Year Big 12 Coach of the Year Big 12 Coach of the Year (Associated Press) NABC District 8 Coach of the Year
35+ yrs	778-352	.688	367-221	.624	8 – 1st	37-21	8 Conference Championships 8 Conference Tournament titles 12 National Coach of the Year awards 10 Conference Coach of the Year awards 8 District Coach of the Year awards 2 Houston Sports Awards Coach of the Year
5 30-win seasons					14 – Top 2		19 NAAs (26-19) 4 NITs (2-4)
27 20-win seasons					22 – Top 3		3 NAIA District 12 (2-3)
21 20-win seasons in last 22 yrs.							

- Ninth Men's Basketball head coach in University of Houston history
- Previously served as head coach at Indiana (2006-08); Oklahoma (1994-06); Washington State (1987-94) and Montana Tech (1981-85)
- 778-352 (.688) career record in 35+ seasons; 278-82 (.772) record in 10+ seasons at Houston
- 33rd coach (with 10+ years in NCAA Division I) to record 700 wins in career
- One of 16 coaches in NCAA history to lead 2+ different schools to NCAA Final Fours (1 – Oklahoma • 1 – Houston)
- One of 11 coaches in NCAA history to lead 3+ different schools to NCAA Tournament wins (11 – Oklahoma • 1 – Indiana • 3 – Houston)
- One of 15 coaches in NCAA history to lead 4+ different schools to NCAA Tournament (1 – Washington State • 11 – Oklahoma • 1 – Indiana • 2 – Houston)
- Veteran of 26 postseason tournaments (19 NCAA, 4 NIT, 3 NAIA District 12 playoffs) includes 2 NCAA Final Four (2021, 2002) • 2 Elite Eight (2022, 2003) 4 Sweet 16 (2024, 2023, 2019, 1999) 3 Second Round (2018, 2007, 2005) • 2 NIT Second Round (2004, 1992)
- Second-winningest coach in Houston history (278)... Ranks as Houston's career leader in winning percentage (.772)
- Only coach in Houston history to lead Cougars to three consecutive 30-win season as well as five, six, seven, eight and nine consecutive 20-win seasons
- Eight conference regular-season championships (2023-24 Big 12 • 2022-23 The American 2021-22 The American • 2019-20 The American 2018-19 The American • 2004-05 Big 12 1984-85 Frontier • 1983-84 Frontier)
- Eight conference tournament championships (2022, 2021 The American • 2003, 2002, 2001 Big 12 1985, 1984, 1983 Frontier)
- Twelve National Coach of the Year awards (2024, 1995 Henry Iba Award (USBWA) • 2024 Field of 68 2022 CBS Sports • 2022 Ben Jobe 2024, 2021 John McLendon Award 2019 Clarence "Big House" Gaines Award 2024, 2002 NABC • 2024, 1995 Associated Press)
- Eight District Coach of the Year awards (2024 NABC District 8, 2023 USBWA District VII, 2023, 2022 NABC District 24 • 2019, 2018 NABC District 25 1992, 1991 Kodak District 14)
- Ten Conference Coach of the Year awards from five leagues (2024 Big 12, 2024 Big 12 (AP) 2023, 2022, 2019, 2018 The American 1995 Big Eight • 1991 PAC-10 • 1985, 1983 Frontier)
- One Texas College Coach of the Year award (2022 [Dave Campbell's Texas Basketball])
- Worked for six years in the NBA coaching ranks (2011-14 • Houston Rockets 2008-11 • Milwaukee Bucks)
  - 15 NBA Draft picks
  - Seven NBA Draft First-Round selections
- He and his wife, Karen, have a daughter, Lauren, who is the Cougars' director of operations; a son, Kellen, who is an assistant coach at Houston; a granddaughter, Maisy Jade; and a grandson, Kylan Ned (children of Tonya and Kellen Sampson)

## KELVIN SAMPSON • RECORD vs. OPPONENTS

Team	Overall	Houston	Indiana	Oklahoma	Washington State	Montana Tech
Abilene Christian	1-0	1-0	---	---	---	---
Akron	0-1	0-1	---	---	---	---
<b>Alabama</b>	<b>3-6</b>	<b>0-3</b>	---	<b>2-1</b>	<b>1-2</b>	---
Alabama A&M	1-0	1-0	---	---	---	---
Alabama State	2-0	1-0	---	1-0	---	---
Alaska-Anchorage	2-0	---	---	---	2-0	---
Alberta	1-0	---	---	---	---	1-0
Alcorn State	4-0	2-0	---	1-0	1-0	---
American-Puerto Rico	1-0	---	---	1-0	---	---
Appalachian State	0-1	---	---	---	0-1	---
<b>Arizona</b>	<b>3-15</b>	<b>1-0</b>	---	<b>2-0</b>	<b>0-15</b>	---
<b>Arizona State</b>	<b>8-6</b>	---	---	---	<b>8-6</b>	---
Arkansas	4-2	0-1	---	4-1	---	---
Arkansas State	1-0	---	---	1-0	---	---
Arkansas-Pine Bluff	2-1	0-1	---	2-0	---	---
<b>Auburn</b>	<b>1-1</b>	<b>1-1</b>	---	---	---	---
Azusa Pacific	1-0	---	---	---	1-0	---
Ball State	1-0	---	1-0	---	---	---
<b>Baylor</b>	<b>23-1</b>	<b>1-1</b>	---	<b>22-0</b>	---	---
Belmont	1-0	---	---	1-0	---	---
Bethune-Cookman	1-0	---	---	1-0	---	---
Binghamton	1-0	---	---	1-0	---	---
Boise State	1-1	1-1	---	---	---	---
Boston	1-0	---	---	1-0	---	---
Bryant	1-0	1-0	---	---	---	---
<b>Butler</b>	<b>3-2</b>	<b>2-0</b>	<b>0-1</b>	<b>1-1</b>	---	---
<b>BYU</b>	<b>3-2</b>	<b>3-1</b>	---	---	<b>0-1</b>	---
BYU-Hawai'i	2-0	---	---	---	2-0	---
Boston College	0-1	---	---	---	0-1	---
Cal State Northridge	2-0	---	---	1-0	1-0	---
Calgary	0-2	---	---	---	---	0-2
California	9-7	---	---	2-0	7-7	---
Carroll College	9-5	---	---	---	---	8-4
Centenary	1-1	---	---	1-0	0-1	---
Central Connecticut State	2-0	---	---	1-0	1-0	---
Central Michigan	1-0	---	---	1-0	---	---
Chadron State	1-0	---	---	---	---	1-0
Charlotte	2-0	---	1-0	1-0	---	---
Chattanooga	1-0	---	1-0	---	---	---
Chicago State	2-0	---	2-0	---	---	---
<b>Cincinnati</b>	<b>15-11</b>	<b>15-9</b>	---	<b>0-2</b>	---	---
Cleveland State	1-0	1-0	1-0	---	---	---
College of Idaho	3-3	---	---	---	---	3-3
<b>Colorado</b>	<b>4-3</b>	---	---	<b>14-3</b>	---	---
Coppin State	11-0	1-0	1-0	8-0	1-0	---
Cornell	1-0	1-0	---	---	---	---
Dayton	1-0	1-0	---	---	---	---
Delaware State	2-0	---	---	1-0	1-0	---
Drexel	1-1	0-1	---	1-0	---	---
Duke	0-3	0-1	0-1	0-1	---	---
East Carolina	12-2	12-2	---	---	---	---
Eastern Kentucky	1-0	---	---	---	1-0	---
Eastern Illinois	2-0	2-0	---	1-0	---	---
Eastern Michigan	1-0	---	---	---	1-0	---
Eastern Oregon State	3-0	---	---	---	---	3-0
Eastern Washington	6-0	---	---	1-0	5-0	---
Fairfield	1-0	1-0	---	---	---	---
Florida	0-1	---	---	0-1	---	---
Florida A&M	3-0	1-0	---	1-0	1-0	---
Florida Atlantic	1-0	---	---	1-0	---	---
Fresno State	1-1	---	---	---	1-1	---
George Mason	1-0	1-0	---	---	---	---
George Washington	1-0	---	---	1-0	---	---
Georgia Southern	1-0	---	---	1-0	---	---
Georgia State	2-0	1-0	---	1-0	---	---
Georgia Tech	2-3	1-1	1-0	0-2	---	---
Gonzaga	1-1	---	1-0	---	0-1	---
Grand Canyon	0-1	0-1	---	---	---	---
Great Falls	7-10	---	---	---	---	6-8
Hartford	1-0	---	---	1-0	---	---
Harvard	0-2	0-2	---	---	---	---
Hawai'i	1-0	---	---	---	1-0	---
Hawai'i-Hilo	1-0	---	---	1-0	---	---
Hawai'i-Pacific	1-0	---	---	---	1-0	---
High Point	2-0	---	---	2-0	---	---
<b>Hofstra</b>	<b>2-0</b>	<b>2-0</b>	---	---	---	---
Houston Christian	2-0	2-0	---	---	---	---
Idaho	3-5	---	---	---	3-5	---
Illinois	4-2	1-0	3-2	---	---	---
Illinois State	1-0	---	1-0	---	---	---

Team	Overall	Houston	Indiana	Oklahoma	Washington State	Montana Tech
Illinois-Chicago	1-0	---	---	1-0	---	---
Indiana	0-4	---	---	0-2	0-2	---
Indiana State	2-1	---	1-0	0-1	1-0	---
Iowa	3-1	---	3-1	---	---	---
<b>Iowa State</b>	<b>10-8</b>	<b>1-2</b>	---	<b>9-6</b>	---	---
IUPUI	1-0	---	1-0	---	---	---
<b>Jackson State</b>	<b>7-0</b>	<b>2-0</b>	---	<b>4-0</b>	<b>1-0</b>	---
Jamestown	1-0	---	---	---	---	1-0
<b>Kansas</b>	<b>7-12</b>	<b>1-1</b>	---	<b>6-11</b>	---	---
<b>Kansas State</b>	<b>13-4</b>	<b>2-0</b>	---	<b>11-4</b>	---	---
Kent State	1-0	1-0	---	---	---	---
Kentucky	1-2	0-1	1-1	---	---	---
La Salle	1-0	---	---	1-0	---	---
Lafayette	1-0	---	1-0	---	---	---
Lake Region College	1-0	---	---	---	---	1-0
Lamar	3-0	2-0	---	1-0	---	---
Lethbridge	5-0	---	---	---	---	5-0
Lewis-Clark State	0-2	---	---	---	---	0-2
Liberty	2-0	2-0	---	---	---	---
Longwood	2-0	1-0	1-0	---	---	---
<b>Louisiana</b>	<b>3-0</b>	<b>2-0</b>	---	---	<b>1-0</b>	---
Louisiana Tech	1-0	---	---	1-0	---	---
LSU	3-2	2-2	---	1-0	---	---
Manhattan	0-1	---	---	0-1	---	---
Marquette	1-0	---	---	---	1-0	---
Mary College	2-1	---	---	---	---	2-1
Maryland	1-1	---	---	1-1	---	---
McNeese	2-0	2-0	---	---	---	---
Memphis	9-10	9-8	---	0-2	---	---
Mesa State	0-1	---	---	---	---	0-1
Miami (Fla.)	0-1	0-1	---	---	---	---
Michigan	2-3	0-1	2-1	0-1	---	---
Michigan State	5-4	---	2-1	2-2	1-1	---
Minnesota	4-0	---	2-0	1-0	1-0	---
Minot State	2-0	---	---	---	---	2-0
Mississippi	1-2	---	---	1-2	---	---
Mississippi State	0-3	---	---	0-3	---	---
Mississippi Valley State	1-0	1-0	---	---	---	---
Missouri	13-9	---	---	13-9	---	---
Missouri State	1-0	---	---	1-0	---	---
Monmouth	1-0	---	---	---	1-0	---
Montana	1-0	1-0	---	---	---	---
Montana State	2-0	---	---	2-0	---	---
Morgan State	2-0	2-0	---	---	---	---
Mount St. Mary's	2-0	---	---	2-0	---	---
Murray State	2-1	2-0	---	0-1	---	---
NC State	0-1	---	---	0-1	---	---
Nebraska	11-5	---	---	11-5	---	---
Nebraska Wesleyan	1-0	---	---	---	---	1-0
New Mexico	0-1	---	---	---	0-1	---
New Mexico Highlands	1-0	---	---	---	---	1-0
New Orleans	1-0	1-0	---	---	---	---
Niagara	1-0	---	---	1-0	---	---
Nicholls	4-0	1-0	---	3-0	---	---
NJIT	1-0	1-0	---	---	---	---
North Carolina A&T	1-0	1-0	---	---	---	---
North Carolina Central	1-0	1-0	---	---	---	---
North Florida	1-0	1-0	---	---	---	---
North Texas	2-0	---	---	2-0	---	---
Norfolk State	1-0	1-0	---	---	---	---
Northern Colorado	2-0	1-0	---	1-0	---	---
Northern Kentucky	1-0	1-0	---	---	---	---
Northern Montana	8-8	---	---	---	---	8-5
Northern State	0-2	---	---	---	---	0-2
Northwest Nazarene	3-3	---	---	---	---	3-3
Northwestern	2-0	---	2-0	---	---	---
Northwestern State	3-0	2-0	---	1-0	---	---
<b>Notre Dame</b>	<b>1-0</b>	<b>1-0</b>	---	---	---	---
Ohio	1-0	---	---	---	1-0	---
Ohio State	2-1	1-0	1-1	---	---	---
Oklahoma	1-0	1-0	---	---	---	---
Oklahoma Baptist	1-0	---	---	---	1-0	---
<b>Oklahoma State</b>	<b>16-15</b>	<b>4-1</b>	---	<b>12-14</b>	---	---
Oral Roberts	8-0	1-0	---	6-0	1-0	---
Oregon	10-9	3-1	---	---	7-8	---
Oregon State	9-8	1-0	---	1-0	7-8	---
Oregon Tech	1-0	---	---	---	---	1-0
Our Lady of the Lake	1-0	1-0	---	---	---	---
Penn	1-0	1-0	---	---	---	---
Penn State	3-0	---	3-0	---	---	---

## KELVIN SAMPSON • RECORD vs. OPPONENTS

Team	Overall	Houston	Indiana	Oklahoma	Washington State	Montana Tech
Pittsburg State	1-0	---	---	---	1-0	---
Portland	2-1	1-0	---	---	1-1	---
Prairie View A&M	6-0	3-0	---	2-0	1-0	---
Princeton	3-0	---	---	2-0	1-0	---
Providence	1-0	1-0	---	---	---	---
Purdue	6-2	---	2-1	4-1	---	---
Regina	1-0	---	---	---	---	1-0
Rhode Island	1-1	1-1	---	---	---	---
Rice	5-0	5-0	---	---	---	---
Rocky Mountain	6-10	---	---	---	---	6-7
<b>Rutgers</b>	<b>1-0</b>	<b>1-0</b>	---	---	---	---
Sacramento State	3-0	---	---	---	3-0	---
Saint Joseph's	1-0	1-0	---	---	---	---
Saint Louis	2-0	2-0	---	---	---	---
Saint Mary's (Calif.)	1-0	1-0	---	---	---	---
Sam Houston State	2-0	---	---	2-0	---	---
Samford	1-0	---	---	1-0	---	---
San Diego	1-0	---	---	1-0	---	---
<b>San Diego State</b>	<b>2-1</b>	<b>1-1</b>	---	---	<b>1-0</b>	---
San Francisco State	1-0	---	---	---	1-0	---
San Jose State	1-1	---	---	---	1-1	---
Seattle	2-0	---	---	---	1-0	1-0
Simon Fraser	1-0	---	---	---	1-0	---
SMU	15-7	11-7	---	4-0	---	---
South Carolina	2-0	2-0	---	---	---	---
South Carolina State	1-1	0-1	---	1-0	---	---
South Dakota	1-0	1-0	---	---	---	---
South Florida	14-2	14-2	---	---	---	---
Southeast Missouri State	1-0	---	---	1-0	---	---
Southern	1-0	---	---	1-0	---	---
Southern Alberta Tech	3-0	---	---	---	---	3-0
Southern Illinois	2-0	---	2-0	---	---	---
Southern Utah	1-0	---	---	---	1-0	---
St. Bonaventure	1-0	---	---	1-0	---	---
Stanford	6-9	---	---	0-1	6-8	---
Stephen F. Austin	0-1	---	---	---	0-1	---
Stetson	1-0	1-0	---	---	---	---
Syracuse	1-1	1-0	---	0-1	---	---
Temple	11-5	11-4	---	0-1	---	---
Tennessee	0-1	---	---	---	0-1	---
<b>TCU</b>	<b>2-1</b>	<b>2-1</b>	---	---	---	---
Tennessee State	1-0	---	1-0	---	---	---
Texas	20-9	2-0	---	18-9	---	---
<b>Texas A&amp;M</b>	<b>21-1</b>	<b>1-0</b>	---	<b>20-1</b>	---	---
<b>Texas A&amp;M-Corpus Christi</b>	<b>2-0</b>	<b>2-0</b>	---	---	---	---
Texas Southern	4-0	1-0	---	2-0	1-0	---
Texas State	5-0	3-0	---	2-0	---	---
<b>Texas Tech</b>	<b>20-7</b>	<b>4-0</b>	---	<b>16-7</b>	---	---
<b>Toledo</b>	<b>1-0</b>	<b>1-0</b>	---	---	---	---
Towson	1-0	1-0	---	---	---	---
Trinity Western	1-0	---	---	---	---	1-0
<b>Troy</b>	<b>1-0</b>	<b>1-0</b>	---	---	---	---
Tulane	18-3	17-3	---	1-0	---	---
Tulsa	15-7	11-6	---	4-1	---	---
UAB	1-0	1-0	---	---	---	---
UALR	1-0	---	---	1-0	---	---
UC Irvine	3-0	---	---	3-0	---	---
UC San Diego	1-0	---	---	---	1-0	---
<b>UCF</b>	<b>16-4</b>	<b>16-4</b>	---	---	---	---
UCLA	2-14	---	0-1	---	2-13	---
UConn	12-5	8-3	1-1	3-1	---	---
UIW	1-0	1-0	---	---	---	---
ULM	4-0	2-0	---	2-0	---	---
UNC Asheville	1-0	---	---	1-0	---	---
UNC Wilmington	1-0	---	1-0	---	---	---
USC	6-9	---	---	---	6-9	---
UT Arlington	2-0	1-0	---	1-0	---	---
UT Rio Grande Valley	6-0	4-0	---	2-0	---	---
<b>Utah</b>	<b>1-1</b>	<b>1-0</b>	---	<b>0-1</b>	---	---
Utah State	1-0	1-0	---	---	---	---
UTEP	1-0	1-0	---	---	---	---
UTSA	1-0	---	---	1-0	---	---
Valley City State	1-0	---	---	---	---	1-0
Vermont	1-0	1-0	---	---	---	---
Villanova	0-2	0-1	---	0-1	---	---
Virginia	2-0	2-0	---	---	---	---
Wake Forest	1-0	1-0	---	---	---	---
Warner Pacific	1-0	---	---	---	---	1-0
Washington	8-8	---	---	0-1	7-7	---
<b>West Virginia</b>	<b>2-1</b>	<b>2-0</b>	---	<b>0-1</b>	---	---

Team	Overall	Houston	Indiana	Oklahoma	Washington State	Montana Tech
Western Carolina	2-0	---	1-0	1-0	---	---
Western Illinois	2-0	---	1-0	1-0	---	---
Western Montana	12-5	---	---	---	---	12-2
Western Michigan	1-0	---	1-0	---	---	---
Western New Mexico	0-1	---	---	---	---	0-1
Whitman College of Walla Walla	0-1	---	---	---	---	0-1
Whitworth	0-2	---	---	---	---	0-1
Wichita State	10-2	10-2	---	---	---	---
Winthrop	1-0	---	---	1-0	---	---
Wisconsin	3-5	0-1	1-2	0-1	2-1	---
Wisconsin-Milwaukee	0-1	---	---	0-1	---	---
Wisconsin-Stout	0-1	---	---	---	---	---
WKU	2-0	---	---	1-0	---	---
Wyoming	1-0	1-0	---	---	---	---
Xavier	2-1	1-0	0-1	1-0	---	---
<b>Totals</b>	<b>778-352</b>	<b>278-82</b>	<b>43-15</b>	<b>281-107</b>	<b>103-103</b>	<b>73-45</b>

**NCAA WINNINGEST COACHES (10+ years at NCAA Division I level)**  
 Red Bold indicates coaches with **Houston** ties • **Bold** indicates active coaches • through Jan. 19, 2025

Rk.	Coach	Wins	Losses	Pct.	School (Years)
1.	Mike Krzyzewski	1,202	368	.766	Duke (1980-22); Army West Point (1975-80)
2.	Jim Boeheim	1,015	441	.697	Syracuse (1976-23)
3.	Bob Huggins	935	414	.693	West Virginia (2007-23); Kansas State (2006-07); Cincinnati (1989-05); Akron (1984-89); Walsh (1980-83)
4.	Jim Calhoun	920	397	.699	St. Joseph's (Conn.) (2018-21); UConn (1986-2012); Northeastern (1972-86)
5.	Roy Williams	903	264	.774	North Carolina (2003-22); Kansas (1988-03)
6.	Bob Knight	902	371	.709	Texas Tech (2001-08); Indiana (1972-00); Army West Point (1965-72)
7.	Dean Smith	879	254	.776	North Carolina (1961-97)
8.	Adolph Rupp	876	190	.822	Kentucky (1930-72)
9.	Cliff Ellis	831	565	.595	Coastal Carolina (2007-23); Auburn (1994-04); Clemson (1984-94); South Alabama (1975-84)
10.	Jim Phelan	830	524	.613	Mount St. Mary's (1954-2003)
11.	<b>John Calipari</b>	<b>824</b>	<b>268</b>	<b>.755</b>	<b>Arkansas (2024 – present); Kentucky (2009-24); Memphis (2000-09); UMass (1988-96)</b>
12.	<b>Rick Barnes</b>	<b>822</b>	<b>417</b>	<b>.663</b>	<b>Tennessee (2015 – present); Texas (1998-15); Clemson (1994-98); Providence (1988-94); George Mason (1987-88)</b>
13.	Rollie Massimino	816	462	.638	Keiser (2006-17); Cleveland State (1996-03); UNLV (1992-94); Villanova (1973-92); Stony Brook (1969-71)
14.	<b>Bill Self</b>	<b>808</b>	<b>252</b>	<b>.762</b>	<b>Kansas (2003 – present); Illinois (2000-03); Tulsa (1997-00); Oral Roberts (1993-97)</b>
15.	Eddie Sutton	806	326	.712	San Francisco (2007-08); Oklahoma State (1990-06); Kentucky (1985-89); Arkansas (1974-85); Creighton (1969-74)
16.	Rick Byrd	805	403	.666	Belmont (1986-21); Lincoln Memorial (1983-86); Maryville (Tenn.) (1978-80)
17.	Lefty Driesell	786	394	.666	Maryland (1969-86); James Madison (1988-97); Georgia State (1997-03); Davidson (1960-69)
18.	Lute Olson	781	279	.737	Arizona (1983-07); Iowa (1974-83); Long Beach State (1973-74)
19.	Lou Henson	779	412	.654	New Mexico State (1997-2005); Illinois (1975-96); New Mexico State (1966-75); Hardin-Simmons (1962-66)
20.	<b>Kelvin Sampson</b>	<b>778</b>	<b>352</b>	<b>.688</b>	<b>Houston (2014 – present); Indiana (2006-08); Oklahoma (1994-06); Washington State (1987-94); Montana Tech (1981-85)</b>
21.	<b>Dana Altman</b>	<b>770</b>	<b>398</b>	<b>.659</b>	<b>Oregon (2010 – present); Creighton (1994-10); Kansas State (1990-94); Marshall (1989-90)</b>
22.	Bo Ryan	762	241	.760	Wisconsin (2001-16); Milwaukee (1999-01); Wisconsin-Platteville (1984-99)
23.	Ed Diddle	759	302	.715	Western Kentucky (1922-64)
24.	Henry Iba	755	340	.689	Oklahoma State (1934-70); Colorado (1933-34); Northwest Missouri State (1929-33)
25.	John Beilein	754	425	.640	Michigan (2007-19); West Virginia (2002-07); Richmond (1997-02); Canisius (1992-97); Le Moyne (1983-92); Nazareth (1982-83)
26.	<b>Rick Pitino</b>	<b>747</b>	<b>306</b>	<b>.709</b>	<b>St. John's (2023 – present); Iona (2020-23) Louisville (2001-17); Kentucky (1989-97); Providence (1985-87); Boston University (1978-83); Hawaii (1975-76)</b>
27.	Phog Allen	746	264	.739	Kansas (1907-09, 1919-56); Central Missouri (1912-19); Haskell (1908-09); Baker (1905-08)
28.	Jim Larranaga	744	508	.594	Miami (Fla.) (2011-24); George Mason (1997-11); Bowling Green (1986-97); American International (1977-79)
29.	John Chaney	741	312	.704	Temple (1982-06)
t30.	<b>Mark Few</b>	<b>729</b>	<b>149</b>	<b>.830</b>	<b>Gonzaga (2000 – present)</b>
t30.	Jerry Tarkanian	729	201	.784	Fresno State (1995-02); UNLV (1973-92); Long Beach State (1968-73)
t30.	Norm Stewart	729	373	.662	Missouri (1967-99); Northern Iowa (1961-67)
33.	Ray Meyer	724	354	.672	DePaul (1942-84)
t34.	<b>Tom Izzo</b>	<b>723</b>	<b>297</b>	<b>.709</b>	<b>Michigan State (1996 – present)</b>
t34.	Jerry Slocum	723	556	.565	Youngtown State (2005-17); Gannon (1996-05); Geneva (1987-96); Nyack (1975-87)
36.	Don Haskins	719	353	.671	UTEP (1961-99)
37.	<b>Greg Kampe</b>	<b>707</b>	<b>549</b>	<b>.563</b>	<b>Oakland (1984 – present)</b>
38.	Larry Hunter	702	453	.608	Western Carolina (2005-18); Ohio (1989-2001); Wittenberg (1976-89)
39.	<b>Steve Alford</b>	<b>694</b>	<b>364</b>	<b>.656</b>	<b>Nevada (2019 – present); UCLA (2014-19); New Mexico (2008-13); Iowa (2000-07); Missouri State (1996-99); Manchester (1992-95)</b>
40.	<b>Bruce Pearl</b>	<b>679</b>	<b>265</b>	<b>.719</b>	<b>Auburn (2015 – present); Tennessee (2006-11); Milwaukee (2002-05); Southern Indiana (1993-01)</b>
41.	Mike Montgomery	677	317	.681	California (2008-14); Stanford (1986-04); Montana (1978-86)
42.	Denny Crum	675	295	.696	Louisville (1971-01)
43.	Lon Kruger	674	432	.609	Oklahoma (2011-21); UNLV (2004-11); Illinois (1996-00); Florida (1990-96); Kansas State (1986-90); UTRGV (1982-86)
44.	Gary Williams	668	380	.637	Maryland (1989-11); Ohio State (1986-89); Boston College (1982-86); American (1978-82)
45.	John Wooden	664	162	.804	UCLA (1948-75); Indiana State (1946-48)
46.	Ralph Miller	657	382	.632	Oregon State (1970-89); Iowa (1964-70); Wichita State (1951-64)
47.	<b>Tom Penders</b>	<b>649</b>	<b>437</b>	<b>.598</b>	<b>Houston (2004-10); George Washington (1998-2001); Texas (1988-98); Rhode Island (1986-88); Fordham (1978-86); Columbia (1974-78); Tufts (1971-74)</b>
48.	Gene Bartow	647	353	.647	UAB (1978-96); UCLA (1975-77); Illinois (1974-75); Memphis (1970-74); Valparaiso (1964-70); Central Missouri (1961-64)
49.	Tubby Smith	642	370	.634	High Point (2018-22); Memphis (2016-18); Texas Tech (2013-16); Minnesota (2007-13); Kentucky (1997-2007); Georgia (1995-97); Tulsa (1991-95)
t50.	Jay Wright	641	281	.695	Villanova (2002-22); Hofstra (1995-01)
t50.	Billy Tubbs	641	340	.653	Lamar (2003-06); TCU (1994-02); Oklahoma (1980-94); Lamar (1976-80); Southwestern (Texas) (1971-73)
t52.	Homer Drew	640	427	.600	Valparaiso (1988-11); Indiana-South Bend (1987-88); Bethel (Ind.) (1976-87);
53.	Marv Harshman	637	444	.589	Washington State (1958-71); Washington (1971-85); Pacific Lutheran (1945-58)
54.	<b>Leonard Hamilton</b>	<b>635</b>	<b>495</b>	<b>.562</b>	<b>Florida State (2002 – present); Miami (Fla.) (1990-00); Oklahoma State (1986-90)</b>
55.	Bob McKillop	634	383	.623	Davidson (1990-22)
56.	Hugh Durham	633	429	.596	Jacksonville (1997-05); Georgia (1978-95); Florida State (1966-78)
57.	Norm Sloan	624	393	.614	NC State (1966-80); Florida (1960-89); The Citadel (1956-60); Presbyterian (1951-55)
58.	<b>Bob Hoffman</b>	<b>622</b>	<b>382</b>	<b>.620</b>	<b>Central Oklahoma (2019 – present); Mercer (2008-19); UT Rio Grande Valley (1999-04); Oklahoma Baptist (1990-99)</b>
59.	<b>Fran Dunphy</b>	<b>621</b>	<b>369</b>	<b>.627</b>	<b>La Salle (2022 – present); Temple (2006-19); Penn (1989-06)</b>
60.	Stew Morrill	620	294	.678	Utah State (1998-15); Colorado State (1991-98); Montana (1986-91)
61.	<b>Greg McDermott</b>	<b>617</b>	<b>361</b>	<b>.631</b>	<b>Creighton (2010 – present); Iowa State (2006-10); Northern Iowa (2001-06); North Dakota State (2000-01); Wayne State (Neb.) (1994-00)</b>
62.	Ben Braun	615	517	.543	Rice (2008-14); California (1996-08); Eastern Michigan (1985-96); Siena Heights (1977-85)
63.	Slats Gill	599	393	.604	Oregon State (1928-64)
64.	Tom Davis	598	355	.627	Drake (2003-07); Iowa (1986-99); Stanford (1982-86); Boston College (1977-82); Lafayette (1971-77)
65.	Abe Lemons	597	344	.634	Texas (1976-82); UTRGV (1973-76); Oklahoma City (1955-73)
66.	John Thompson	596	239	.714	Georgetown (1972-99)
67.	<b>Guy V. Lewis</b>	<b>592</b>	<b>279</b>	<b>.680</b>	<b>Houston (1956-86)</b>
t68.	Danny Kaspar	584	302	.659	Texas State (2014-20); Stephen F. Austin (2001-13); UIW (1992-00)
t68.	Tony Shaver	584	389	.600	William & Mary (2004-19); Hampden-Sydney (1987-03)
t70.	Mike Brey	582	332	.637	Notre Dame (2001-23); Delaware (1995-00)



2018-19  
American Athletic  
Conference  
Regular Season



2020-21  
American Athletic  
Conference  
Tournament



2021  
NCAA Tournament  
Final Four  
Midwest Regional  
Championship




2021-22  
American Athletic  
Conference  
Regular Season



2021-22  
American Athletic  
Conference  
Tournament



2022-23  
American Athletic  
Conference  
Regular Season



2023-24  
Big 12 Regular Season

**COACHES who LED THREE SCHOOLS to NCAA FINAL FOUR (2)**

Coach	1st School	2nd School	3rd School
Rick Pitino	Providence	Kentucky	Louisville
John Calipari	UMass	Memphis	Kentucky

**COACHES who LED TWO SCHOOLS to NCAA FINAL FOUR (15)**

Coach	1st School	2nd School
<b>Kelvin Sampson</b>	<b>Oklahoma</b>	<b>Houston</b>
Forddy Anderson	Michigan State	Michigan State
Gene Bartow	Memphis	UCLA
Larry Brown	UCLA	Kansas
Hugh Durham	Florida State	Georgia
Jack Gardner	Kansas State	Utah
Lou Henson	New Mexico State	Illinois
Bob Huggins	Cincinnati	West Virginia
Lon Kruger	Florida	Oklahoma
Jim Larranaga	George Mason	Miami (Fla.)
Frank McGuire	St. John's	North Carolina
Lute Olson	Iowa	Arizona
Lee Rose	Charlotte	Purdue
Eddie Sutton	Arkansas	Oklahoma State
Roy Williams	Kansas	North Carolina

**COACHES who LED FIVE SCHOOLS to NCAA TOURNAMENT WINS (1)**

Coach	1st School	2nd School	3rd School	4th School	5th School
Lon Kruger	Kansas State	Florida	Illinois	UNLV	Oklahoma

**COACHES who LED FOUR SCHOOLS to NCAA TOURNAMENT WINS (3)**

Coach	1st School	2nd School	3rd School	4th School
Steve Alford	Missouri State	Iowa	New Mexico	UCLA
Eddie Sutton	Creighton	Arkansas	Kentucky	Oklahoma State
Tubby Smith	Tulsa	Georgia	Kentucky	Minnesota

**COACHES who LED THREE SCHOOLS to NCAA TOURNAMENT WINS (7)**

Coach	1st School	2nd School	3rd School
<b>Kelvin Sampson</b>	<b>Oklahoma</b>	<b>Indiana</b>	<b>Houston</b>
Rick Barnes	Clemson	Texas	Tennessee
John Beilein	Richmond	West Virginia	Michigan
Lefty Driesell	Davidson	Maryland	Georgia State
Jim Harrick	Pepperdine	UCLA	Rhode Island
Rick Pitino	Providence	Kentucky	Louisville
Bill Self	Tulsa	Illinois	Kansas



**YEARS BETWEEN FINAL FOUR APPEARANCES**

*Italics indicate first two Final Fours of respective head coach's career*

Rk.	Yrs.	Coach	Year – School	Years – School
1.	36	Ray Meyer	1943 – DePaul	1979 – DePaul
2.	22	Lon Kruger	1994 – Florida	2016 – Oklahoma
<b>t3.</b>	<b>19</b>	<b>Kelvin Sampson</b>	<b>2002 – Oklahoma</b>	<b>2021 – Houston</b>
		Lou Henson	1980 – New Mexico State	1989 – Illinois
5.	18	Bob Huggins	1992 – Cincinnati	2010 – West Virginia
t6.	17	Jim Larranaga	2006 – George Mason	2023 – Miami (Fla.)
		Eddie Sutton	1978 – Arkansas	1995 – Oklahoma State
<b>t8.</b>	<b>14</b>	<b>Guy V. Lewis</b>	<b>1968 – Houston</b>	<b>1982 – Houston</b>
		Slats Gill	1949 – Oregon State	1963 – Oregon State
10.	13	Branch McCracken	1940 – Indiana	1953 – Indiana
t11.	12	John Calipari	1996 – UMass	2008 – Memphis
		Phog Allen	1940 – Kansas	1952 – Kansas
13.	11	Hugh Durham	1972 – Florida State	1983 – Georgia
t14.	10	Jim Boeheim	2003 – Syracuse	2013 – Syracuse
		Jerry Tarkanian	1977 – UNLV	1987 – UNLV
		Jack Gardner	1951 – Kansas State	1961 – Utah
t17.	9	Eddie Sutton	1995 – Oklahoma State	2004 – Oklahoma State
		Roy Williams	1993 – Kansas	2002 – Kansas
		Jim Boeheim	1980 – Syracuse	1996 – Syracuse
		Dean Smith	1982 – North Carolina	1991 – North Carolina
t21.	8	Rick Pitino	1997 – Kentucky	2005 – Louisville
		Lute Olson	1980 – Iowa	1988 – Arizona
		Adolph Rupp	1958 – Kentucky	1966 – Kentucky
		Bruce Drake	1938 – Oklahoma	1947 – Oklahoma

**COACHES who LED FIVE SCHOOLS to NCAA TOURNAMENT (3)**

Coach	1st School	2nd School	3rd School	4th School	5th School
Lon Kruger	Kansas State	Florida	Illinois	UNLV	Oklahoma
Rick Pitino	Boston Univ.	Providence	Kentucky	Louisville	Iona
Tubby Smith	Tulsa	Georgia	Kentucky	Minnesota	Texas Tech

**COACHES who LED FOUR SCHOOLS to NCAA TOURNAMENT (12)**

Coach	1st School	2nd School	3rd School	4th School
<b>Kelvin Sampson</b>	<b>Washington State</b>	<b>Oklahoma</b>	<b>Indiana</b>	<b>Houston</b>
Steve Alford	Missouri State	Iowa	New Mexico	UCLA
Rick Barnes	Providence	Clemson	Texas	Tennessee
John Beilein	Canisius	Richmond	West Virginia	Michigan
Lefty Driesell	Davidson	Maryland	James Madison	Georgia State
Cliff Ellis	South Alabama	Clemson	Auburn	Coastal Carolina
Larry Eustachy	Utah State	Iowa State	Southern Miss	Colorado State
Jim Harrick	Pepperdine	UCLA	Rhode Island	Georgia
Ben Howland	Northern Arizona	Pittsburgh	UCLA	Mississippi State
Fran McCaffery	Lehigh	UNC Greensboro	Siena	Iowa
<b>Tom Penders</b>	<b>Rhode Island</b>	<b>Texas</b>	<b>George Washington</b>	<b>Houston</b>
Eddie Sutton	Creighton	Arkansas	Kentucky	Oklahoma State

**MOST VICTORIES**  
among ACTIVE NCAA DIVISION I COACHES  
through Jan. 19, 2025

Rk.	Wins	Coach	School(s)	Years
1.	824	John Calipari	Arkansas,UMass,Memphis,Kentucky	1989 –
2.	822	Rick Barnes	George Mason, Providence, Clemson, Texas, Tennessee	1988 –
3.	808	Bill Self	Tulsa, Illinois, Kansas	1999 –
4.	778	<b>Kelvin Sampson</b>	<b>Montana Tech, Washington State, Oklahoma, Indiana, Houston</b>	<b>1982 –</b>
5.	770	Dana Altman	Marshall, Kansas State, Creighton, Oregon	1990 –
6.	747	Rick Pitino	Hawai'i, Boston, Providence, Kentucky, Louisville, Iona, St. John's	1975 –
7.	729	Mark Few	Gonzaga	2000 –
8.	723	Tom Izzo	Michigan State	1996 –
9.	707	Greg Kampe	Oakland	1985 –
10.	694	Steve Alford	Manchester, Missouri State, Iowa New Mexico, UCLA, Nevada	1992 –
11.	679	Bruce Pearl	Southern Indiana, Milwaukee, Tennessee, Auburn	1993 –
12.	635	Leonard Hamilton	Oklahoma State, Miami (Fla.), Florida State	1987 –
13.	621	Fran Dunphy	Penn, Temple, La Salle	1990 –
14.	617	Greg McDermott	Wayne State (Neb.), UNI, Iowa State, Creighton	1994 –
15.	585	Scott Nagy	South Dakota State, Wright State, Southern Illinois	1995 –
16.	566	Herb Sendek	Miami (Ohio), NC State, Arizona State, Santa Clara	1993 –
17.	549	Randy Bennett	Saint Mary's (Calif.)	2001 –
18.	543	Fran McCaffery	Lehigh, UNC Greensboro, Siena, Iowa	1985 –
19.	525	Ron Hunter	IUPUI, Georgia State, Tulane	1994 –



**MOST GAMES**  
among ACTIVE NCAA DIVISION I COACHES  
through Jan. 19, 2025

Rk.	No.	Coach	School(s)	Years
1.	1,256	Greg Kampe	Oakland	1985 –
2.	1,239	Rick Barnes	George Mason, Providence, Clemson, Tennessee	1988 –
3.	1,168	Dana Altman	Marshall, Kansas State, Creighton, Oregon	1990 –
t4.	1,130	<b>Kelvin Sampson</b>	<b>Montana Tech, Washington State, Oklahoma, Indiana, Houston</b>	<b>1982 –</b>
t4.	1,130	Leonard Hamilton	Oklahoma State, Miami (Fla.), Florida State	1987 –
6.	1,092	John Calapari	Arkansas,UMass,Memphis,Kentucky	1989 –
7.	1,060	Bill Self	Tulsa, Illinois, Kansas	1999 –
8.	1,058	Steve Alford	Manchester, Missouri State, Iowa New Mexico, UCLA, Nevada	1992 –
9.	1,053	Rick Pitino	Iona, Louisville, Kentucky, Providence, Boston, Hawai'i	1975 –
10.	1,020	Tom Izzo	Michigan State	1996 –
**	990	Fran Dunphy	Penn, Temple, La Salle	1990 –

**MOST YEARS**  
among ACTIVE NCAA DIVISION I COACHES  
includes 2024-25 season

Rk.	Years	Coach	School(s)	Years
1.	41	Greg Kampe	Oakland	1985 –
2.	38	Rick Barnes	George Mason, Providence, Clemson, Texas, Tennessee	1988 –
t3.	37	Rick Pitino	Hawai'i, Boston, Providence, Kentucky, Louisville, Iona	1975 –
t3.	37	Leonard Hamilton	Oklahoma State, Miami (Fla.), Florida State	1987 –
t5.	36	<b>Kelvin Sampson</b>	<b>Montana Tech, Washington State, Oklahoma, Indiana, Houston</b>	<b>1982 –</b>
t5.	36	Dana Altman	Marshall, Kansas State, Creighton, Oregon	1990 –
7.	34	Steve Alford	Manchester, Missouri State, Iowa New Mexico, UCLA, Nevada	1992 –
t8.	33	John Calipari	Arkansas,UMass,Memphis,Kentucky	1989 –
t8.	32	Fran Dunphy	Penn, Temple, La Salle	1990 –

**MOST NCAA DIVISION I 20-WIN SEASONS**  
among ACTIVE COACHES  
through Jan. 19, 2025

Rk.	No.	Coach	School(s)	Years
1.	28	John Calipari	Arkansas,UMass,Memphis,Kentucky	1989 –
2.	27	Bill Self	Tulsa, Illinois, Kansas	1999 –
3.	26	Dana Altman	Marshall, Kansas State, Creighton, Oregon	1990 –
4.	25	Mark Few	Gonzaga	2000 –
t5.	24	<b>Kelvin Sampson</b>	<b>Montana Tech, Washington State, Oklahoma, Indiana, Houston</b>	<b>1982 –</b>
t5.	24	Rick Barnes	George Mason, Providence, Clemson, Texas, Tennessee	1988 –
t5.	24	Rick Pitino	Hawai'i, Boston, Providence, Kentucky, Louisville, Iona, St. John's	1975 –
8.	23	Tom Izzo	Michigan State	1996 –
9.	18	Fran Dunphy	Penn, Temple, La Salle	1990 –

**MOST NCAA DIVISION I 30-WIN SEASONS**  
among ACTIVE COACHES  
through Jan. 19, 2025

Rk.	No.	Coach	School(s)	Years
1.	11	Bill Self	Oral Roberts, Tulsa, Illinois, Kansas	1994 –
2.	10	John Calipari	Arkansas,UMass,Memphis,Kentucky	1989 –
3.	7	Mark Few	Gonzaga	2000 –
t4.	5	<b>Kelvin Sampson</b>	<b>Montana Tech, Washington State Oklahoma, Indiana, Houston</b>	<b>1982 –</b>
t4.	5	Tom Izzo	Michigan State	1996 –
t4.	5	Sean Miller	Xavier, Arizona, Xavier	2005 –
t4.	5	Rick Pitino	Hawai'i, Boston, Providence, Kentucky, Louisville, Iona, St. John's	1976 –
8.	4	Tony Bennett	Washington State, Virginia	2006 –
9.	3	Rick Barnes	George Mason, Providence, Clemson, Texas, Tennessee	1988 –
t10.	2	Steve Alford	Manchester Missouri State, Iowa, New Mexico, UCLA, Nevada	1992 –
t10.	2	Dana Altman	Marshall, Kansas State, Creighton, Oregon	1990 –
t10.	2	Chris Beard	McMurry, Angelo State, Texas Tech, Texas, Mississippi	2013 –
t10.	2	Jamie Dixon	Pittsburgh, TCU	2004 –
t10.	2	Ben Jacobson	UNI	2006 –
t10.	2	Bruce Pearl	Southern Indiana, Milwaukee, Tennessee, Auburn	1993 –



## #23 TERRANCE ARCEAUX

Guard

6-6 • 205 • r-Sophomore-2L (RS '23-24)

Beaumont, Texas (Beaumont United HS)

Integrated Studies

📷 [tarceneaux23](#) ✂️ [Tarceneaux21](#)

rebounds in home win over Toledo (12/18)... Posted 13 points on 5-of-9 shooting and grabbed five rebounds with three assists and three steals in home win over Texas A&M-Corpus Christi (12/21)... Finished with 15 points and grabbed six rebounds, including three offensive boards, in home win over BYU (1/4).

### CAREER HIGHS

#### Points

16, vs. Toledo (12/18/24)

#### Field Goals Made

7, vs. Toledo (12/18/24)

#### Field Goal Attempts

14, vs. Louisiana (11/13/24)

#### 3-Point Field Goals Made

4, vs. BYU (1/4/25)

#### 3-Point Field Goal Attempts

8, vs. Louisiana (11/13/24)

#### Free Throws Made

4, vs. Butler (12/7/24)

4, vs. Louisiana (11/13/24)

#### Free Throw Attempts

6, vs. Montana (11/24/23)

6, vs. Oral Roberts (11/14/22)

#### Rebounds

10, vs. Jackson State (12/9/23)

#### Offensive Rebounds

6, vs. Jackson State (12/9/23)

#### Defensive Rebounds

7, vs. Toledo (12/18/24)

#### Assists

3, vs. Texas A&M-Corpus Christi (12/21/24)

3, vs. North Carolina A&T (12/13/22)

#### Steals

4, vs. Hofstra (11/22/24)

#### Blocked Shots

1, done 11 times; Most recently vs. Rice (12/6/23)

#### Minutes Played

35:22, vs. Memphis (3/12/23)

### REDSHIRT SOPHOMORE (2024-25)

Scored 10 points on 4-of-6 shooting and grabbed three rebounds with two assists and two steals in charity exhibition win over #13/15 Texas A&M (10/27)... Made his season debut in season-opening win vs. Jackson State inside Fertitta Center... Finished with seven points and one rebound against the Tigers (11/4)... Led all players with 14 points and grabbed five rebounds with a pair of assists in home win over Louisiana (11/13)... Posted 12 points on 5-of-7 shooting and added three rebounds with a game-high four steals in home win over Hofstra (11/22)... Posted 13 points on 6-of-7 shooting and grabbed three rebounds with two steals against Notre Dame during second day of Players Era Festival inside MGM Grand Garden Arena in Las Vegas (11/27)... Scored 14 points on 5-of-9 shooting from field with 4-of-4 shooting from free throw line vs. Butler in Big 12-Big East Challenge (12/7)... Led all players with 16 points and nine

### 2024-25 GAME-BY-GAME STATISTICS (14-3 • 6-0 Big 12)

Date	Opponent	GS	Min	FG-A	3FG-FGA	FT-FTA	OR-DR	Tot	PF	A	TO	Blk	Stl	Pts
11/4/24	JACKSON STATE		16:48	3-7	1-1	0-0	0-1	1	1	0	1	0	0	7
11/9/24	vs. #11/11Auburn		11:33	1-2	1-1	2-4	1-1	2	0	0	0	0	0	5
11/13/24	LOUISIANA		24:06	4-14	2-8	4-4	2-3	5	2	2	1	0	1	14
11/22/24	rv/- HOFSTRA		23:28	5-7	0-0	2-2	1-2	3	1	1	0	0	4	12
11/26/24	vs. #9/9 Alabama		20:52	2-3	0-0	1-2	1-2	3	2	1	1	0	2	5
11/27/24	vs. Notre Dame		22:46	6-7	1-2	0-0	1-2	3	0	2	0	0	1	13
11/30/24	vs. San Diego State		20:39	1-4	0-0	1-2	0-3	3	2	1	0	0	0	3
12/7/24	BUTLER		22:44	5-9	0-1	4-4	1-0	1	1	0	0	0	3	14
12/10/24	TROY		22:16	3-7	0-1	3-4	1-3	4	1	1	4	0	0	9
12/18/24	TOLEDO		27:05	7-12	1-2	1-2	2-7	9	2	1	0	0	1	16
12/21/24	TEXAS A&M-CORPUS CHRISTI *		23:40	5-9	3-6	0-0	2-3	5	1	3	0	0	3	13
12/30/24	* at Oklahoma State		17:28	0-3	0-3	0-0	0-2	2	2	0	3	0	0	0
1/4/25	* BYU		22:59	5-9	4-5	1-2	3-3	6	0	1	0	0	2	15
1/6/25	* TCU		23:05	1-4	0-2	0-0	0-1	1	1	0	1	0	2	2
1/11/25	* at Kansas State		17:13	3-6	2-3	0-0	0-3	3	0	1	0	0	2	8
1/15/25	* rv/#25 WEST VIRGINIA		25:37	2-5	2-4	0-0	1-3	4	2	2	2	1	0	6
1/18/25	* at UCF		10:09	0-3	0-1	0-1	1-0	1	1	0	0	1	0	0
1/21/25	* UTAH		---	---	---	---	---	---	---	---	---	---	---	---
1/25/25	* at Kansas		---	---	---	---	---	---	---	---	---	---	---	---
1/29/25	* at West Virginia		---	---	---	---	---	---	---	---	---	---	---	---
2/1/25	* TEXAS TECH		---	---	---	---	---	---	---	---	---	---	---	---
2/4/25	* OKLAHOMA STATE		---	---	---	---	---	---	---	---	---	---	---	---
2/8/25	* at Colorado		---	---	---	---	---	---	---	---	---	---	---	---
2/10/25	* BAYLOR		---	---	---	---	---	---	---	---	---	---	---	---
2/15/25	* at Arizona		---	---	---	---	---	---	---	---	---	---	---	---
2/18/25	* at Arizona State		---	---	---	---	---	---	---	---	---	---	---	---
2/22/25	* IOWA STATE		---	---	---	---	---	---	---	---	---	---	---	---
2/24/25	* at Texas Tech		---	---	---	---	---	---	---	---	---	---	---	---
3/1/25	* CINCINNATI		---	---	---	---	---	---	---	---	---	---	---	---
3/13/25	* KANSAS		---	---	---	---	---	---	---	---	---	---	---	---
3/8/25	* at Baylor		---	---	---	---	---	---	---	---	---	---	---	---
TBA	TBA		---	---	---	---	---	---	---	---	---	---	---	---

### CAREER STATISTICS

Year	W-L	GP-GS	MP	FG-FGA	Pct	3P-A	Pct	FT-FTA	Pct	Off-Def	Reb - Avg	PF-DQ	Ast	TO	Blk	Stl	Pts - Avg
2022-23	30-4	34-1	471	49-133	.368	17-68	.250	10-19	.526	30-54	84 - 2.5	36-0	19	19	5	22	125 - 3.7
2023-24	11-0	10-0	196	22-57	.386	6-21	.286	10-19	.526	23-27	50 - 5.0	13-0	8	4	5	10	60 - 6.0
2024-25	14-3	17-1	352	53-111	.477	17-40	.425	19-27	.704	17-39	56 - 3.3	19-0	16	13	2	21	142 - 8.4
<b>Totals</b>	<b>54-7</b>	<b>62-2</b>	<b>1,025</b>	<b>124-301</b>	<b>.412</b>	<b>40-129</b>	<b>.310</b>	<b>39-65</b>	<b>.600</b>	<b>70-120</b>	<b>190 - 3.1</b>	<b>68-0</b>	<b>43</b>	<b>36</b>	<b>13</b>	<b>53</b>	<b>327 - 5.3</b>

**ARCENEUX's 2023-24 GAME-BY-GAME (11-0 • 0-0 Big 12)**

Opponent	Date	GS	Min	FG-A	3FG-A	FT-A	Off-Def	Tot	PF	A	TO	Blk	Stl	Pts
<b>ULM</b>	<b>11/6/23</b>		<b>19:25</b>	<b>2-6</b>	<b>0-3</b>	<b>1-2</b>	<b>1-3</b>	<b>4</b>	<b>1</b>	<b>1</b>	<b>0</b>	<b>0</b>	<b>3</b>	<b>5</b>
<b>TEXAS A&amp;M-CORPUS CHRISTI</b>	<b>11/11/23</b>		<b>18:32</b>	<b>2-5</b>	<b>0-2</b>	<b>1-2</b>	<b>3-5</b>	<b>8</b>	<b>0</b>	<b>0</b>	<b>0</b>	<b>1</b>	<b>1</b>	<b>5</b>
<b>STETSON</b>	<b>11/13/23</b>		<b>21:35</b>	<b>3-5</b>	<b>1-2</b>	<b>3-3</b>	<b>1-1</b>	<b>2</b>	<b>0</b>	<b>1</b>	<b>0</b>	<b>1</b>	<b>3</b>	<b>10</b>
vs. Towson	11/16/23		17:05	2-5	1-2	2-4	0-1	1	1	0	0	0	0	7
vs. Utah	11/17/23		26:13	3-6	1-3	1-2	2-2	4	2	2	0	1	0	8
vs. Dayton	11/19/23		15:12	2-4	1-1	0-0	3-0	3	1	1	0	0	0	5
<b>MONTANA</b>	<b>11/24/23</b>		<b>19:10</b>	<b>1-8</b>	<b>0-2</b>	<b>2-6</b>	<b>3-6</b>	<b>9</b>	<b>1</b>	<b>1</b>	<b>0</b>	<b>0</b>	<b>1</b>	<b>4</b>
at Xavier	12/1/23		13:21	1-3	0-0	0-0	0-0	0	3	0	0	1	1	2
<b>RICE</b>	<b>12/6/23</b>		<b>23:14</b>	<b>3-9</b>	<b>0-2</b>	<b>0-0</b>	<b>4-5</b>	<b>9</b>	<b>2</b>	<b>1</b>	<b>1</b>	<b>1</b>	<b>0</b>	<b>6</b>
<b>JACKSON STATE</b>	<b>12/9/23</b>		<b>22:00</b>	<b>3-6</b>	<b>2-4</b>	<b>0-0</b>	<b>6-4</b>	<b>10</b>	<b>2</b>	<b>1</b>	<b>3</b>	<b>0</b>	<b>1</b>	<b>8</b>
vs. rv/rv Texas A&M	12/16/23		5:36	0-0	0-0	0-0	0-0	0	0	0	0	1	0	0

Sat out for the remainder of the season with a foot injury

**ARCENEUX's 2022-23 GAME-BY-GAME (30-4 • 15-1 American)**

Opponent	Date	GS	Min	FG-A	3FG-A	FT-A	Off-Def	Tot	PF	A	TO	Blk	Stl	Pts
<b>HOFSTRA</b>	<b>11/9/21</b>		<b>DNP – Coach's Decision</b>											
<b>NORTHERN COLORADO</b>	<b>11/7/22</b>		<b>16:56</b>	<b>3-5</b>	<b>1-3</b>	<b>0-0</b>	<b>2-2</b>	<b>4</b>	<b>0</b>	<b>0</b>	<b>1</b>	<b>0</b>	<b>2</b>	<b>7</b>
vs. Saint Joseph's	11/11/22		10:40	1-5	0-3	1-2	0-3	3	2	0	0	0	0	3
<b>ORAL ROBERTS</b>	<b>11/14/22</b>		<b>22:14</b>	<b>4-7</b>	<b>3-6</b>	<b>3-6</b>	<b>1-4</b>	<b>5</b>	<b>0</b>	<b>0</b>	<b>0</b>	<b>1</b>	<b>1</b>	<b>14</b>
<b>TEXAS SOUTHERN</b>	<b>11/16/22</b>		<b>15:18</b>	<b>2-5</b>	<b>1-4</b>	<b>1-1</b>	<b>3-2</b>	<b>5</b>	<b>0</b>	<b>0</b>	<b>0</b>	<b>0</b>	<b>1</b>	<b>6</b>
at rv/rv Oregon	11/20/22		19:10	6-11	3-5	0-1	3-2	5	1	1	0	0	3	15
<b>KENT STATE</b>	<b>11/26/22</b>		<b>17:46</b>	<b>0-2</b>	<b>0-1</b>	<b>0-0</b>	<b>0-6</b>	<b>6</b>	<b>1</b>	<b>1</b>	<b>0</b>	<b>0</b>	<b>0</b>	<b>0</b>
<b>NORFOLK STATE</b>	<b>11/29/22</b>		<b>23:43</b>	<b>3-8</b>	<b>1-4</b>	<b>0-0</b>	<b>0-3</b>	<b>3</b>	<b>2</b>	<b>0</b>	<b>1</b>	<b>1</b>	<b>0</b>	<b>7</b>
vs. –/rv Saint Mary's (Calif.)	12/3/22		12:58	1-2	0-0	0-0	1-3	4	1	0	1	0	0	2
<b>NORTH FLORIDA</b>	<b>12/6/22</b>		<b>22:10</b>	<b>1-6</b>	<b>0-2</b>	<b>0-0</b>	<b>1-5</b>	<b>6</b>	<b>0</b>	<b>1</b>	<b>1</b>	<b>0</b>	<b>1</b>	<b>2</b>
<b>#8/10 ALABAMA</b>	<b>12/10/22</b>		<b>8:11</b>	<b>0-1</b>	<b>0-1</b>	<b>0-0</b>	<b>0-1</b>	<b>1</b>	<b>0</b>	<b>0</b>	<b>1</b>	<b>0</b>	<b>0</b>	<b>0</b>
<b>NORTH CAROLINA A&amp;T</b>	<b>12/13/22</b>		<b>17:52</b>	<b>1-6</b>	<b>1-6</b>	<b>0-0</b>	<b>1-1</b>	<b>2</b>	<b>4</b>	<b>3</b>	<b>4</b>	<b>0</b>	<b>2</b>	<b>3</b>
at #2/2 Virginia	12/17/22		<b>DNP – Coach's Decision</b>											
<b>MCNEESE</b>	<b>12/21/22</b>		<b>17:08</b>	<b>3-6</b>	<b>1-3</b>	<b>0-0</b>	<b>1-3</b>	<b>4</b>	<b>1</b>	<b>2</b>	<b>1</b>	<b>0</b>	<b>0</b>	<b>7</b>
* at Tulsa	12/28/22		12:59	4-5	1-2	0-0	0-3	3	0	1	0	0	2	9
<b>* UCF</b>	<b>12/31/22</b>		<b>DNP – Coach's Decision</b>											
<b>* SMU</b>	<b>1/5/23</b>		<b>19:01</b>	<b>4-9</b>	<b>1-3</b>	<b>1-2</b>	<b>3-2</b>	<b>5</b>	<b>1</b>	<b>0</b>	<b>1</b>	<b>1</b>	<b>0</b>	<b>10</b>
* at Cincinnati	1/8/23		13:51	2-2	0-0	0-0	1-0	1	0	1	0	1	1	4
<b>* SOUTH FLORIDA</b>	<b>1/11/23</b>		<b>16:57</b>	<b>0-4</b>	<b>0-2</b>	<b>0-0</b>	<b>3-0</b>	<b>3</b>	<b>2</b>	<b>1</b>	<b>0</b>	<b>0</b>	<b>2</b>	<b>0</b>
* at Tulane	1/17/23		3:44	0-1	0-0	0-0	0-0	0	0	1	0	0	0	0
<b>* TEMPLE</b>	<b>1/22/23</b>		<b>3:27</b>	<b>0-1</b>	<b>0-0</b>	<b>0-0</b>	<b>0-0</b>	<b>0</b>	<b>1</b>	<b>0</b>	<b>0</b>	<b>0</b>	<b>0</b>	<b>0</b>
* at UCF	1/25/23		11:49	1-3	0-1	0-0	0-0	0	0	0	1	0	0	2
<b>* CINCINNATI</b>	<b>1/28/23</b>		<b>11:10</b>	<b>1-2</b>	<b>0-1</b>	<b>0-0</b>	<b>0-2</b>	<b>2</b>	<b>0</b>	<b>0</b>	<b>0</b>	<b>1</b>	<b>2</b>	<b>2</b>
* at Wichita State	2/2/23		11:21	1-3	1-3	0-0	0-0	0	1	0	0	0	0	3
* at Temple	2/5/23		2:09	0-0	0-0	0-0	0-0	0	0	0	1	0	0	0
<b>* TULSA</b>	<b>2/8/23</b>		<b>16:14</b>	<b>2-5</b>	<b>1-3</b>	<b>0-0</b>	<b>1-1</b>	<b>2</b>	<b>2</b>	<b>2</b>	<b>1</b>	<b>0</b>	<b>0</b>	<b>5</b>
* at SMU	2/16/23		<b>DNP – Injury</b>											
<b>* MEMPHIS</b>	<b>2/19/23</b>		<b>8:55</b>	<b>1-3</b>	<b>0-2</b>	<b>0-0</b>	<b>0-1</b>	<b>1</b>	<b>0</b>	<b>0</b>	<b>0</b>	<b>0</b>	<b>2</b>	<b>2</b>
<b>* TULANE</b>	<b>2/22/23</b>		<b>11:51</b>	<b>0-2</b>	<b>0-2</b>	<b>0-0</b>	<b>0-2</b>	<b>2</b>	<b>1</b>	<b>2</b>	<b>0</b>	<b>0</b>	<b>0</b>	<b>0</b>
* at East Carolina	2/25/23		11:09	0-1	0-1	0-0	0-2	2	3	0	0	0	0	0
<b>* WICHITA STATE</b>	<b>3/2/23</b>		<b>14:43</b>	<b>1-3</b>	<b>0-0</b>	<b>0-0</b>	<b>2-1</b>	<b>3</b>	<b>1</b>	<b>2</b>	<b>0</b>	<b>0</b>	<b>2</b>	<b>2</b>
* at Memphis	3/5/23		1:44	1-1	0-0	0-1	0-0	0	2	0	1	0	0	2
vs. (9) East Carolina	3/10/23		14:17	1-5	1-2	0-0	0-1	1	1	0	1	0	0	3
vs. (4) Cincinnati	3/11/23		27:41	1-5	0-2	2-3	2-1	3	2	0	1	0	0	4
vs. (2) Memphis	3/12/23	*	35:22	3-10	1-4	2-3	3-0	3	3	1	2	0	0	9
vs. (16) Northern Kentucky	3/16/23		11:38	1-4	0-2	0-0	1-3	4	2	0	0	0	1	2
vs. (9) Auburn	3/18/23		4:45	0-0	0-0	0-0	1-0	1	1	0	0	0	0	0
vs. #16/15 (5) Miami (Fla.)	3/24/23		2:36	0-0	0-0	0-0	0-0	0	1	0	0	0	0	0



## #4 L.J. CRYER

Guard

6-1 • 200 • Graduate-1L

Katy, Texas (Morton Ranch HS)

'24 UH graduate in Integrated Studies  
Post-baccalaureate work in Health

Instagram: [@ljcryer](#)

### CAREER HIGHS

- Points**  
30, vs. #9/9 Alabama (11/26/24)  
30, vs. rv/#22 Creighton (3/19/23)
- Field Goals Made**  
9, done seven times; Most recently vs. #9/9 Alabama (11/26/24)  
13, vs. rv/#22 Creighton (3/19/23)
- Field Goal Attempts**  
26, vs. #9/9 Alabama (11/26/24)  
22, vs. rv/#22 Creighton (3/19/23)
- 3-Point Field Goals Made**  
6, done four times; Most recently vs. Troy (12/10/24)  
8, vs. West Virginia (2/13/23)
- 3-Point Field Goal Attempts**  
13, vs. San Diego State (11/30/24)  
12, vs. Norfolk State (11/11/22)
- Free Throws Made**  
10, vs. #9/9 Alabama (11/26/24)  
6, vs. #17/17 TCU (1/4/23)
- Free Throw Attempts**  
10, vs. #9/9 Alabama (11/26/24)  
7, at Texas Tech (1/17/23)
- Rebounds**  
5, at rv/rv TCU (1/13/24)  
5, at #10/10 Texas (1/30/23)  
5, vs. Northwestern State (12/20/22)
- Offensive Rebounds**  
3, at #21/19 BYU (1/23/24)  
2, at Oklahoma State (2/27/23)  
2, at #14/16 Kansas State (2/21/23)
- Defensive Rebounds**  
4, done four times; Most recently at rv/rv TCU (1/13/24)  
5, vs. Northwestern State (12/20/22)
- Assists**  
4, done five times; Most recently vs. (9) Texas A&M (3/24/24)  
6, at #14/16 Kansas State (2/21/23)  
6, vs. Central Arkansas (11/17/21)
- Steals**  
4, at Oklahoma State (12/30/24)  
4, vs. UCF (1/20/24)  
4, vs. Norfolk State (11/11/22)
- Blocked Shots**  
1, done five times; Most recently vs. San Diego State (11/30/24)  
1, vs. McNeese (1/12/22)  
1, vs. Kansas State (1/25/22)
- Minutes Played**  
42:44, at #11/11 Baylor (2/24/24)  
40, at Oklahoma State (1/27/23)

### HONORS

- 1A FAR Academic Excellence Award
- PRESEASON HONORS**
- 2024-25 *Blue Ribbon Yearbook* Preseason All-America Fourth Team
- 2024-25 Jersey Mike's Naismith Trophy Player of the Year Watch List
- 2024-25 NABC Player of the Year Watch List
- 2024-25 Preseason All-Big 12 First Team

### GRADUATE (2024-25)

Received 1A FAR Academic Excellence Award in December 2024... Presented to student-athletes who graduate with a cumulative GPA of 3.80 or above and have participated in at least two years of NCAA athletics at an FBS school... Led Houston with 18 points, thanks to six

3-pointers and added three assists with a steal in charity exhibition win vs. #13/15 Texas A&M (10/27)... Led all players with 16 points, thanks to 4-of-6 3-point shooting, and dished out three assists in season-opening win vs. Jackson State inside Fertitta Center (11/4)... Tied for team lead with 13 points and added two assists and a steal against #11/11 Auburn in Mattress Firm Battleground 2k24 inside Toyota Center (11/9)... Led all players with 30 points, thanks to 10-of-10 shooting from the free throw line, and three steals against #9/9 Alabama during first day of Players Era Festival inside MGM Grand Garden Arena in Las Vegas... Scored 21 points and led all players with five 3-pointers against San Diego State during Players Era Festival Third-Place Game (11/30)... Finished with a game-high 20 points and added four 3-pointers with three assists in win over Butler during Big 12-Big East Challenge (12/7)... Led all players with 22 points, thanks to 6-of-7 shooting from the arc, in home win over Troy (12/10)... Posted 17 points on 5-of-9 shooting from the field, including 5-of-7 from the arc, with three assists in home win over Texas A&M-Corpus Christ (12/21)... Finished with 18 points, thanks to 4-of-8 shooting from the arc, and led all players with four steals in road win at Oklahoma State (12/30)... Totaled 18 points, thanks to 5-of-10 shooting from the arc, and grabbed two rebounds with a pair of assists in home win over rv/#25 West Virginia (1/15).

### 2024-25 GAME-by-GAME STATISTICS (14-3 • 6-0 Big 12)

Date	Opponent	GS	Min	FG-A	3FG-FGA	FT-FTA	OR-DR	Tot	PF	A	TO	Blk	Stl	Pts
11/4/24	JACKSON STATE	*	18:50	4-8	4-6	4-4	0-1	1	0	3	0	0	0	16
11/9/24	vs. #11/11 Auburn	*	27:37	5-14	1-4	2-3	0-0	0	4	2	1	0	1	13
11/13/24	LOUISIANA	*	16:19	3-6	2-3	0-0	0-2	2	0	1	2	0	1	8
11/22/24	rv/- HOFSTRA	*	26:55	3-10	2-8	0-0	0-3	3	1	3	0	0	3	8
11/26/24	vs. #9/9 Alabama	*	42:16	9-26	2-8	10-10	0-0	0	1	2	1	0	3	30
11/27/24	vs. Notre Dame	*	36:44	2-11	0-6	2-2	0-2	2	1	1	1	0	1	6
11/30/24	vs. San Diego State	*	37:48	7-15	5-13	2-2	0-2	2	3	2	3	1	0	21
12/7/24	BUTLER	*	35:45	7-14	4-7	2-2	0-1	1	1	3	3	0	0	20
12/10/24	TROY	*	32:00	8-11	6-7	0-0	0-2	2	0	0	0	1	2	22
12/18/24	TOLEDO	*	26:45	1-8	0-6	0-0	0-4	4	0	2	0	0	0	2
12/21/24	TEXAS A&M-CORPUS CHRISTI	*	28:43	5-9	5-7	2-2	0-0	0	0	3	1	0	0	17
12/30/24	* at Oklahoma State	*	33:48	6-15	4-8	2-2	0-2	2	1	0	2	0	4	18
1/4/25	* BYU	*	27:11	3-11	3-9	0-0	0-0	0	0	2	1	0	1	9
1/6/25	* TCU	*	25:18	4-9	2-5	0-0	1-1	2	3	3	0	0	1	10
1/11/25	* at Kansas State	*	30:47	3-8	1-3	4-4	0-1	1	0	2	0	0	0	11
1/15/25	* rv/#25 WEST VIRGINIA	*	28:15	5-12	5-10	3-4	1-1	2	2	2	0	0	0	18
1/18/25	* at UCF	*	35:41	2-13	2-7	0-0	1-3	4	1	1	1	0	0	6
1/21/25	* UTAH	---	---	---	---	---	---	---	---	---	---	---	---	---
1/25/25	* at Kansas	---	---	---	---	---	---	---	---	---	---	---	---	---
1/29/25	* at West Virginia	---	---	---	---	---	---	---	---	---	---	---	---	---
2/1/25	* TEXAS TECH	---	---	---	---	---	---	---	---	---	---	---	---	---
2/4/25	* OKLAHOMA STATE	---	---	---	---	---	---	---	---	---	---	---	---	---
2/8/25	* at Colorado	---	---	---	---	---	---	---	---	---	---	---	---	---
2/10/25	* BAYLOR	---	---	---	---	---	---	---	---	---	---	---	---	---
2/15/25	* at Arizona	---	---	---	---	---	---	---	---	---	---	---	---	---
2/18/25	* at Arizona State	---	---	---	---	---	---	---	---	---	---	---	---	---
2/22/25	* IOWA STATE	---	---	---	---	---	---	---	---	---	---	---	---	---
2/24/25	* at Texas Tech	---	---	---	---	---	---	---	---	---	---	---	---	---
3/1/25	* CINCINNATI	---	---	---	---	---	---	---	---	---	---	---	---	---
3/13/25	* KANSAS	---	---	---	---	---	---	---	---	---	---	---	---	---
3/8/25	* at Baylor	---	---	---	---	---	---	---	---	---	---	---	---	---
TBA	TBA	---	---	---	---	---	---	---	---	---	---	---	---	---

### CAREER STATISTICS

Year	W-L	GP-GS	MP	FG-FGA	Pct	3P-A	Pct	FT-FTA	Pct	Off-Def	Reb - Avg	PF-DQ	Ast	TO	Blk	Stl	Pts - Avg
2020-21 (at BU)	19-1	20-0	197	21-55	.382	16-44	.364	9-14	.643	3-8	11-0.6	7-0	15	9	0	10	67-3.4
2021-22 (at BU)	16-3	19-3	491	88-185	.476	52-111	.468	28-36	.778	2-27	29-1.5	25-0	32	33	1	15	256-13.5
2022-23 (at BU)	21-10	31-31	1,000	163-360	.453	80-193	.415	59-66	.894	7-57	64-2.1	44-0	63	48	1	15	465-15.0
2023-24	32-5	37-37	1,187	200-487	.411	112-289	.388	61-70	.871	24-64	88-2.4	63-2	70	35	4	39	573-15.5
2024-25	14-3	17-17	511	77-200	.385	48-117	.410	33-35	.943	3-25	28-1.6	18-0	32	16	2	17	235-13.8
<b>UH Totals</b>	<b>46-8</b>	<b>54-54</b>	<b>1,698</b>	<b>277-687</b>	<b>.403</b>	<b>160-406</b>	<b>.394</b>	<b>94-105</b>	<b>.895</b>	<b>27-89</b>	<b>116-2.1</b>	<b>81-2</b>	<b>102</b>	<b>51</b>	<b>6</b>	<b>56</b>	<b>808-15.0</b>
<b>BU Totals</b>	<b>56-14</b>	<b>70-34</b>	<b>1,688</b>	<b>272-600</b>	<b>.453</b>	<b>148-348</b>	<b>.425</b>	<b>96-116</b>	<b>.828</b>	<b>12-92</b>	<b>104-1.5</b>	<b>76-0</b>	<b>110</b>	<b>90</b>	<b>2</b>	<b>30</b>	<b>788-11.3</b>
<b>Totals</b>	<b>102-22</b>	<b>124-88</b>	<b>3,388</b>	<b>549-1,287</b>	<b>.427</b>	<b>308-754</b>	<b>.408</b>	<b>190-221</b>	<b>.860</b>	<b>39-181</b>	<b>220-1.8</b>	<b>157-2</b>	<b>212</b>	<b>142</b>	<b>8</b>	<b>96</b>	<b>1,596-12.9</b>

**CRYER'S 2023-24 GAME-BY-GAME (32-5 • 15-3 Big 12)**

Opponent	GS	Min	FG-A	3FG-A	FT-A	O-D-T	PF	A	TO	Blk	Stl	Pts
<b>ULM</b>	*	29:53	3-13	1-9	2-2	1-1-2	2	2	1	0	1	9
<b>TEBORG/MCPIPER/HSN</b>	*	30:03	4-13	2-7	5-5	1-2-3	1	3	1	0	2	15
<b>STETSON</b>	*	32:18	9-15	3-6	0-0	0-1-1	2	2	1	0	2	21
vs. Towson	*	26:11	6-14	3-7	3-3	2-1-3	3	2	0	0	1	18
vs. Utah	*	33:08	5-14	4-9	0-0	0-3-3	2	3	0	0	1	14
vs. Dayton	*	29:34	6-14	4-8	2-2	0-2-2	3	1	1	0	0	18
<b>MONTANA</b>	*	32:09	9-16	5-12	1-1	0-4-4	1	3	0	0	0	24
at Xavier	*	38:08	8-16	5-12	2-2	0-4-4	2	0	1	0	0	23
<b>RICE</b>	*	23:39	5-11	5-10	0-0	0-2-2	2	2	0	0	1	15
<b>JACKSON STATE</b>	*	29:42	6-15	3-8	6-7	2-1-3	1	1	0	0	1	21
vs. rv/rv Texas A&M	*	36:53	5-15	4-10	3-3	1-2-3	0	1	2	0	0	17
<b>TEXAS STATE</b>	*	31:09	4-12	1-5	0-1	1-1-2	0	3	1	0	1	9
<b>PENN</b>	*	30:09	7-13	2-3	0-2	1-1-2	0	4	1	0	1	16
<b>* WEST VIRGINIA</b>	*	30:47	7-12	4-7	2-2	1-2-3	1	1	0	1	2	20
* at rv/rv Iowa State	*	30:32	2-9	1-6	0-0	0-2-2	3	2	3	0	1	5
* at rv/rv TCU	*	36:46	2-14	1-7	0-0	1-4-5	1	1	1	1	2	5
<b>*#25/25 TEXAS TECH</b>	*	34:22	3-8	2-4	0-0	0-2-2	2	2	0	0	1	8
<b>* UCF</b>	*	33:13	6-14	4-10	0-0	0-2-2	2	2	1	0	4	16
* at #21/19 BYU	*	36:31	7-14	5-9	4-4	3-1-4	1	1	0	0	1	23
<b>*rv/rv KANSAS STATE</b>	*	25:18	3-11	1-6	0-0	0-1-1	1	1	1	0	1	7
* at rv/rv Texas	*	39:26	5-17	2-9	2-2	1-1-2	3	3	1	0	1	14
* at #8/9 Kansas	*	38:24	9-20	6-12	0-1	0-1-1	3	3	0	0	1	24
<b>* OKLAHOMA STATE</b>	*	26:40	2-10	0-3	2-2	1-2-3	1	4	1	0	2	6
* at Cincinnati	*	16:50	2-7	0-4	4-5	0-2-2	4	1	1	0	0	8
<b>*rv/- TEXAS</b>	*	32:35	9-13	6-9	2-3	1-0-1	1	0	0	0	0	26
<b>*#6/6 IOWA STATE</b>	*	32:31	2-10	2-9	2-2	0-1-1	5	1	2	0	1	8
* at #11/11 Baylor	*	42:44	3-8	3-7	6-6	1-1-2	1	2	0	0	2	15
<b>* CINCINNATI</b>	*	35:09	7-15	4-10	4-5	1-1-2	1	2	0	0	3	22
* at rv/rv Oklahoma	*	40:00	9-17	5-9	0-0	0-0-0	2	2	1	0	0	23
* at UCF	*	37:32	9-17	5-11	2-2	0-3-3	3	1	2	0	0	25
<b>*#14/15 KANSAS</b>	*	26:33	4-13	3-9	0-0	2-1-3	1	4	2	1	1	11
vs. (8) TCU	*	27:43	3-10	2-7	0-0	0-2-2	0	2	1	0	0	8
vs. #25/23 (4) Texas Tech	*	35:17	6-15	6-11	2-2	0-2-2	1	1	0	0	1	20
vs. #7/8 (2) Iowa State	*	34:51	3-12	1-4	0-0	0-2-2	0	0	3	0	1	7
vs. (16) Longwood	*	22:09	6-11	3-7	2-2	1-2-3	1	2	0	0	2	17
vs. (9) Texas A&M	*	35:01	7-15	3-10	3-4	2-1-3	5	4	2	1	1	20
vs. #13/14 (4) Duke	*	38:54	7-14	1-3	0-0	0-3-3	1	1	4	0	0	15

**CRYER'S 2021-22 GAME-BY-GAME (16-3 • 6-3 Big 12 at Baylor)**

Opponent	GS	Min	FG-A	3FG-A	FT-A	O-D-T	PF	A	TO	Blk	Stl	Pts
<b>UIW</b>		22	5-10	2-6	1-1	0-2-2	2	3	2	0	0	13
<b>NICHOLLS</b>		24	7-9	5-6	1-1	0-2-2	3	2	0	0	2	20
<b>CENTRAL ARKANSAS</b>		22	9-15	2-5	0-0	0-2-2	0	6	0	0	2	20
<b>STANFORD</b>	*	32	8-12	5-9	0-0	1-3-4	1	1	1	0	1	21
vs. Arizona State		25	6-12	3-5	0-0	0-4-4	4	1	1	0	0	15
vs. VCU		25	1-6	0-3	4-6	0-0-0	1	2	4	0	1	6
vs. rv/rv Michigan State		26	3-7	2-5	0-0	0-1-1	0	0	1	0	0	1
<b>ARKANSAS-PINE BLUFF</b>		24	7-14	4-9	2-4	0-1-1	0	1	2	0	0	20
<b>#6/6 VILLANOVA</b>		23	2-6	2-5	2-2	0-1-1	1	0	1	0	0	8
at Oregon		28	2-8	1-4	0-2	0-1-1	0	4	1	0	2	5
<b>ALCORN STATE</b>	DNP											
<b>NORTHWESTERN STATE</b>	DNP											
* at #8/8 Iowa State		20	5-8	3-5	0-0	0-1-1	1	0	2	0	3	13
<b>*rv/rv OKLAHOMA</b>		16	1-5	1-4	2-2	0-0-0	0	1	3	0	0	5
* at TCU		28	5-10	4-7	1-3	1-2-3	2	2	0	0	0	15
<b>*#19/19 TEXAS TECH</b>		29	4-9	2-4	0-0	0-0-0	1	0	4	0	1	10
<b>* OKLAHOMA STATE</b>		32	5-12	4-9	2-4	0-1-1	1	2	1	0	1	18
* at rv/rv West Virginia	*	34	8-16	5-9	4-4	0-2-2	4	1	1	0	0	25
* at rv/rv Oklahoma		28	4-9	2-4	4-4	0-2-2	1	0	3	0	0	14
<b>* KANSAS STATE</b>	*	28	4-12	3-8	3-3	0-2-2	1	4	6	1	0	16
at rv/rv Alabama	DNP											
<b>* WEST VIRGINIA</b>	DNP											
* at 10/10 Kansas	DNP											
* at Kansas State	DNP											
<b>* TEXAS</b>	DNP											
* at 11/11 Texas Tech		15	2-5	2-4	0-0	0-0-0	0	1	0	0	0	6

Sat out for the remainder of the season

**CRYER'S 2022-23 GAME-BY-GAME (21-10 • 11-6 Big 12 at Baylor)**

Opponent	GS	Min	FG-A	3FG-A	FT-A	O-D-T	PF	A	TO	Blk	Stl	Pts
<b>MISSISSIPPI VALLEY ST.</b>	*	20	5-11	3-8	3-3	0-1-1	3	1	2	0	1	16
<b>NORFOLK STATE</b>	*	28	2-13	2-12	1-1	0-1-1	0	4	2	0	4	7
<b>NORTHERN COLORADO</b>	*	32	8-16	4-9	0-0	0-4-4	2	2	1	0	1	20
vs. #16/14 Virginia	*	31	8-12	3-5	0-0	0-0-0	1	4	0	0	0	19
vs. #8/7 UCLA	*	35	10-18	4-8	4-4	0-4-4	4	1	3	0	2	28
<b>MCNEESE</b>	*	26	7-13	2-6	0-0	0-3-3	3	2	3	1	0	16
at Marquette	*	35	7-14	3-6	2-2	0-1-1	0	3	3	0	1	19
vs. #14/12 Gonzaga	*	26	3-7	0-1	1-2	0-3-3	1	0	3	0	0	7
<b>TARLETON</b>	DNP											
vs. Washington State	*	30	2-7	2-5	0-0	0-1-1	2	2	1	0	0	6
<b>NORTHWESTERN STATE</b>	*	36	4-13	3-10	0-0	0-5-5	1	3	2	0	0	11
<b>NICHOLLS</b>	DNP											
* at Iowa State	DNP											
<b>#17/17 TCU</b>	*	34	3-9	1-5	6-6	0-1-1	1	2	3	0	0	13
<b>* KANSAS STATE</b>	*	30	1-5	0-3	2-3	0-1-1	1	3	1	0	1	4
* at West Virginia	*	33	5-8	1-3	2-2	0-2-2	3	2	2	0	0	13
<b>* OKLAHOMA STATE</b>	*	35	6-9	4-5	0-0	0-2-2	0	2	1	0	0	16
* at Texas Tech	*	30	5-7	4-4	4-7	0-4-4	4	1	0	0	0	18
* at Oklahoma	*	31	2-11	0-2	2-2	0-0-0	0	1	1	0	1	6
<b>*#9/9 KANSAS</b>	*	38	8-16	5-11	1-2	1-1-2	2	2	2	0	0	22
<b>* ARKANSAS</b>	*	36	6-13	2-4	6-6	1-1-2	2	1	2	0	0	20
* at #10/10 Texas	*	37	7-17	3-6	2-2	0-5-5	1	2	1	0	1	19
<b>* TEXAS TECH</b>	*	31	2-8	0-4	2-2	0-1-1	2	4	0	0	0	6
<b>* OKLAHOMA</b>	*	15	3-7	1-4	0-0	0-2-2	0	1	0	0	0	7
* at #17/19 TCU	*	36	8-11	4-6	3-3	1-2-3	0	2	1	0	1	23
<b>* WEST VIRGINIA</b>	*	35	8-12	8-11	2-2	0-1-1	2	0	2	0	0	26
* at Oklahoma	*	38	5-14	3-7	2-2	0-2-2	0	0	1	0	0	15
* at #14/16 Kansas State	*	35	6-11	4-7	0-0	2-1-3	1	6	0	0	1	16
<b>#8/8 TEXAS</b>	*	35	2-7	1-4	4-4	0-3-3	0	4	3	0	1	9
* at Oklahoma State	*	40	5-15	3-10	2-2	2-1-3	3	2	2	0	0	15
<b>* IOWA STATE</b>	*	34	3-11	2-5	5-5	0-1-1	1	2	2	0	0	13
vs. Iowa State	*	36	3-10	3-5	1-1	0-1-1	1	2	3	0	0	10
vs. UC Santa Barbara	*	29	6-13	1-6	2-2	0-0-0	1	1	0	0	0	15
vs. Creighton	*	34	13-22	4-11	0-1	0-2-2	3	1	1	0	0	30

**CRYER'S 2020-21 GAME-BY-GAME (19-1 • 8-1 Big 12 at Baylor)**

Opponent	GS	Min	FG-A	3FG-A	FT-A	O-D-T	PF	A	TO	Blk	Stl	Pts
vs. Louisiana		15	6-9	5-7	0-0	0-2-2	0	1	0	0	2	17
vs. Washington		10	0-0	0-0	0-0	0-0-0	1	0	0	0	0	0
vs. #5/10 Illinois	DNP											
<b>STEPHEN F. AUSTIN</b>		18	1-3	1-3	3-4	1-1-2						



## #5 Ja'VIER FRANCIS

Center

6-8 • 235 • Senior-3L

New Orleans, La. (Montverde Academy [Fla.])

Health Promotions

@lahjay11 X theJayfrancis10

16 points and 10 rebounds, including seven offensive boards, in road win at UCF... Buried 5-of-6 shots from the field and all six free throw attempts against the Knights (1/18).

### CAREER HIGHS

#### Points

23, vs. McNeese (12/21/22)

#### Field Goals Made

9, vs. McNeese (12/21/22)

#### Field Goal Attempts

10, vs. North Carolina A&T (12/13/22)

#### 3-Point Field Goals Made

None

#### 3-Point Field Goal Attempts

None

#### Free Throws Made

6, at UCF (1/18/25)

#### Free Throw Attempts

10, vs. McNeese (12/21/22)

#### Rebounds

15, vs. North Carolina A&T (12/13/22)

#### Offensive Rebounds

7, at UCF (1/18/25)

7, vs. McNeese (12/21/22)

7, vs. North Carolina A&T (12/13/22)

#### Defensive Rebounds

8, vs. North Carolina A&T (12/13/22)

#### Assists

1, done 17 times; Most recently vs. Troy (12/10/24)

#### Steals

3, vs. (16) Longwood (3/22/24)

3, vs. Cincinnati (2/27/24)

3, vs. South Florida (1/11/23)

#### Blocked Shots

5, vs. Texas A&M-Corpus Christi (11/11/23)

#### Minutes Played

27:57, vs. North Carolina A&T (12/13/22)

### SENIOR (2024-25)

Returned to starting lineup against #11/11 Auburn in Mattress Firm Battleground 2k24 inside Toyota Center... Finished with four points and a rebound against the Tigers (11/9)... Led all player with three blocks and added nine points with four rebounds in home win over Louisiana (11/13)... Blocked four shots in home win over Texas A&M-Corpus Christi (12/21)... Scored nine points with five rebounds, including three offensive boards, and a game-high three blocked shots in home win over BYU (1/4)... Grabbed five rebounds and tied for game-high honors with four offensive boards in home win over TCU (1/6)... Scored 11 points and grabbed nine rebounds, including six offensive boards, in road win at Kansas State (1/11)... Posted his first double-double of the season with

### 2024-25 GAME-by-GAME STATISTICS (13-3 • 6-0 Big 12)

Date	Opponent	GS	Min	FG-A	3FG-FGA	FT-FTA	OR-DR	Tot	PF	A	TO	Blk	Stl	Pts	
11/4/24	JACKSON STATE	DNP – Injury													
11/9/24	vs. #11/11 Auburn	*	8:53	1-1	0-0	2-2	0-1	1	2	0	1	0	0	4	
11/13/24	LOUISIANA	*	12:37	3-5	0-0	3-4	2-2	4	1	0	0	3	0	9	
11/22/24	rv/– HOFSTRA	*	14:45	2-5	0-0	0-0	2-1	3	0	0	0	1	1	4	
11/26/24	vs. #9/9 Alabama	*	12:18	0-1	0-0	2-3	1-1	2	4	0	2	0	2	2	
11/27/24	vs. Notre Dame	*	10:37	2-3	0-0	0-0	0-2	2	3	0	0	1	0	4	
11/30/24	vs. San Diego State	*	20:04	2-5	0-0	1-3	3-3	6	2	1	0	1	0	5	
12/7/24	BUTLER		13:46	1-2	0-0	0-0	1-3	4	3	0	1	1	0	2	
12/10/24	TROY		18:43	1-2	0-1	0-1	1-3	4	0	1	2	1	0	2	
12/18/24	TOLEDO		12:46	1-2	0-0	1-2	1-4	5	4	0	3	0	0	3	
12/21/24	TEXAS A&M-CORPUS CHRISTI		18:31	3-5	0-0	3-4	0-0	0	3	0	2	4	2	9	
12/30/24	* at Oklahoma State		19:25	1-4	0-0	0-0	0-5	5	2	0	2	1	0	2	
1/4/25	* BYU		19:01	4-6	0-0	1-2	3-2	5	2	0	1	3	1	9	
1/6/25	* TCU		16:28	1-3	0-0	2-2	4-1	5	1	1	0	0	0	4	
1/11/25	* at Kansas State		14:29	5-9	0-0	1-3	6-3	9	3	0	0	1	1	11	
1/15/25	* rv/#25 WEST VIRGINIA		14:50	1-2	0-0	0-0	2-2	4	2	0	0	0	1	2	
1/18/25	* at UCF		24:38	5-6	0-0	6-6	7-3	10	2	0	1	1	0	16	
1/21/25	* UTAH		---	---	---	---	---	---	---	---	---	---	---	---	
1/25/25	* at Kansas		---	---	---	---	---	---	---	---	---	---	---	---	
1/29/25	* at West Virginia		---	---	---	---	---	---	---	---	---	---	---	---	
2/1/25	* TEXAS TECH		---	---	---	---	---	---	---	---	---	---	---	---	
2/4/25	* OKLAHOMA STATE		---	---	---	---	---	---	---	---	---	---	---	---	
2/8/25	* at Colorado		---	---	---	---	---	---	---	---	---	---	---	---	
2/10/25	* BAYLOR		---	---	---	---	---	---	---	---	---	---	---	---	
2/15/25	* at Arizona		---	---	---	---	---	---	---	---	---	---	---	---	
2/18/25	* at Arizona State		---	---	---	---	---	---	---	---	---	---	---	---	
2/22/25	* IOWA STATE		---	---	---	---	---	---	---	---	---	---	---	---	
2/24/25	* at Texas Tech		---	---	---	---	---	---	---	---	---	---	---	---	
3/1/25	* CINCINNATI		---	---	---	---	---	---	---	---	---	---	---	---	
3/13/25	* KANSAS		---	---	---	---	---	---	---	---	---	---	---	---	
3/8/25	* at Baylor		---	---	---	---	---	---	---	---	---	---	---	---	
TBA	TBA		---	---	---	---	---	---	---	---	---	---	---	---	

### CAREER STATISTICS

Year	W-L	GP-GS	MP	FG-FGA	Pct	3P-A	Pct	FT-FTA	Pct	Off-Def	Reb – Avg	PF-DQ	Ast	TO	Blk	Stl	Pts – Avg
2021-22	17-1	18-0	73	9-14	.643	0-0	.000	3-9	.333	5-11	16 – 0.9	5-0	0	6	11	1	21 – 1.2
2022-23	32-3	35-1	362	62-87	.713	0-0	.000	26-44	.591	50-72	122 – 3.5	56-0	6	10	39	12	150 – 4.3
2023-24	32-5	37-37	765	93-144	.646	0-0	.000	37-70	.529	83-109	192 – 5.2	99-5	9	29	59	34	223 – 6.0
2024-25	13-3	16-6	252	33-61	.541	0-1	.000	22-32	.688	33-36	69 – 4.3	34-0	3	15	19	8	88 – 5.5
<b>Totals</b>	<b>94-12</b>	<b>106-44</b>	<b>1,452</b>	<b>197-306</b>	<b>.644</b>	<b>0-1</b>	<b>.000</b>	<b>88-155</b>	<b>.568</b>	<b>171-228</b>	<b>399 – 3.8</b>	<b>194-5</b>	<b>18</b>	<b>60</b>	<b>128</b>	<b>55</b>	<b>482 – 4.5</b>

**FRANCIS' 2023-24 GAME-BY-GAME (32-5 • 15-3 Big 12)**

Opponent	GS	Min	FG-A	3FG-A	FT-A	O-D-T	PF	A	TO	Blk	Stl	Pts
ULM	*	17:44	3-3	0-0	3-4	2-2-4	3	0	1	1	2	9
TEBES/KANOR/FUSCHINI	*	20:14	5-7	0-0	3-4	1-3-4	1	0	0	5	2	13
STETSON	*	18:27	2-4	0-0	2-4	3-4-7	2	0	0	0	2	6
vs. Towson	*	23:29	5-6	0-0	0-0	1-2-3	3	1	1	0	0	10
vs. Utah	*	14:53	0-0	0-0	1-2	1-2-3	3	0	2	1	1	1
vs. Dayton	*	21:15	1-4	0-0	0-0	5-4-9	3	0	0	1	0	2
MONTANA	*	15:11	0-0	0-0	2-4	1-4-5	1	0	1	1	0	2
at Xavier	*	22:54	0-2	0-0	0-3	2-5-7	4	1	3	3	0	0
RICE	*	18:31	4-8	0-0	2-4	2-0-2	1	0	1	1	2	10
JACKSON STATE	*	13:51	1-1	0-0	2-2	1-4-5	2	0	1	0	0	4
vs. rv/rv Texas A&M	*	16:38	2-5	0-0	1-1	2-3-5	4	0	1	3	0	5
TEXAS STATE	*	22:08	5-5	0-0	3-7	2-3-5	2	0	0	2	1	13
PENN	*	19:44	3-8	0-0	0-0	5-4-9	2	0	2	2	1	6
* WEST VIRGINIA	*	17:14	6-8	0-0	1-1	2-3-5	2	0	1	2	0	13
* at rv/rv Iowa State	*	21:23	1-3	0-0	1-2	2-4-6	3	0	0	1	2	3
* at rv/rv TCU	*	21:06	1-1	0-0	0-0	3-3-6	2	0	0	2	0	2
* #25/25 TEXAS TECH	*	24:52	3-7	0-0	0-0	2-4-6	1	0	0	2	1	6
* UCF	*	22:37	4-4	0-0	2-2	3-3-6	2	0	0	3	0	10
* at #21/19 BYU	*	26:53	3-4	0-0	0-0	1-3-4	0	0	1	1	0	6
* rv/rv KANSAS STATE	*	19:47	0-0	0-0	2-4	3-5-8	2	1	0	1	2	2
* at rv/rv Texas	*	25:38	1-2	0-0	2-2	2-6-8	5	1	0	1	0	4
* at #8/9 Kansas	*	3:55	1-1	0-0	0-0	0-0-0	1	0	0	0	0	2
* OKLAHOMA STATE	*	21:06	4-6	0-0	0-0	2-4-6	4	0	0	0	2	8
* at Cincinnati	*	18:05	2-3	0-0	1-2	4-2-6	4	0	0	1	0	5
* rv/- TEXAS	*	24:55	3-6	0-0	1-2	4-2-6	3	0	2	2	1	7
* #6/6 IOWA STATE	*	26:49	2-3	0-0	0-4	2-5-7	2	1	1	1	1	4
* at #11/11 Baylor	*	21:44	4-5	0-0	0-0	1-1-2	4	0	0	2	1	8
* CINCINNATI	*	25:53	3-3	0-0	0-2	2-3-5	3	0	2	3	3	6
* at rv/rv Oklahoma	*	12:16	0-1	0-0	1-2	0-1-1	5	0	0	1	1	1
* at UCF	*	26:39	4-6	0-0	2-2	6-2-8	2	0	2	2	1	10
* #14/15 KANSAS	*	9:58	4-4	0-0	0-0	0-0-0	5	0	0	0	2	8
vs. (8) TCU	*	23:55	2-4	0-0	0-0	3-6-9	2	1	2	2	0	4
vs. #25/23 (4) Texas Tech	*	29:09	5-6	0-0	2-2	4-5-9	3	0	1	3	2	12
vs. #7/8 (2) Iowa State	*	18:59	3-4	0-0	0-0	3-1-4	5	0	1	1	0	6
vs. (16) Longwood	*	23:58	3-3	0-0	2-4	1-3-4	2	2	0	2	3	8
vs. (9) Texas A&M	*	18:52	0-1	0-0	0-0	0-0-0	5	0	1	4	1	0
vs. (4) Duke	*	34:37	3-6	0-0	1-4	5-3-8	1	1	2	2	0	7

**FRANCIS' 2021-22 GAME-BY-GAME (17-1 • 7-1 American)**

Opponent	GS	Min	FG-A	3FG-A	FT-A	O-D-T	PF	A	TO	Blk	Stl	Pts
HOFSTRA	DNP – Coach's Decision											
RICE		10:03	0-1	0-0	0-1	1-2-3	0	0	1	1	0	0
rv/#25 VIRGINIA		1:24	0-0	0-0	0-0	0-0-0	0	0	0	0	0	0
vs. Butler		3:20	0-1	0-0	0-0	0-0-0	0	0	0	0	0	0
vs. Wisconsin	DNP – Coach's Decision											
vs. rv/#23 Oregon		5:44	2-2	0-0	0-0	0-1-1	0	0	0	1	0	4
NORTHWESTERN STATE		10:03	1-1	0-0	0-0	1-3-4	1	0	1	1	0	2
BRYANT	DNP – Injury											
ALCORN STATE		5:10	1-1	0-0	0-0	1-0-1	0	0	0	1	0	2
at #9/9 Alabama	DNP – Coach's Decision											
LOUISIANA	DNP – Coach's Decision											
vs. Oklahoma State	DNP – Coach's Decision											
TEXAS STATE		5:58	2-3	0-0	0-1	0-0-0	0	0	1	1	1	4
* CINCINNATI	Postponed											
* at Temple	DNP – Coach's Decision											
* at South Florida		00:52	0-0	0-0	0-0	0-0-0	0	0	0	0	0	0
* WICHITA STATE	DNP – Coach's Decision											
* at Tulsa	DNP – Coach's Decision											
* SOUTH FLORIDA		3:04	1-1	0-0	0-0	0-1-1	0	0	1	1	0	2
* EAST CAROLINA		10:31	0-1	0-0	2-5	2-0-2	2	0	1	4	0	2
* at UCF	DNP – Coach's Decision											
* TULANE	DNP – Coach's Decision											
* at Cincinnati		2:11	0-0	0-0	0-0	0-1-1	0	0	0	0	0	0
* at SMU	DNP – Coach's Decision											
* MEMPHIS	DNP – Coach's Decision											
* UCF	DNP – Coach's Decision											
* at Wichita State	DNP – Coach's Decision											
* at Tulane		1:02	2-2	0-0	0-0	0-1-1	0	0	0	0	0	4
* rv/rv SMU		1:40	0-0	0-0	0-0	0-0-0	1	0	1	0	0	0
* CINCINNATI	DNP – Coach's Decision											
* TEMPLE		1:53	0-0	0-0	0-0	0-0-0	1	0	0	1	0	0
* at Memphis		4:20	0-1	0-0	0-0	0-1-1	0	0	0	0	0	0
vs. Cincinnati		0:40	0-0	0-0	0-0	0-1-1	0	0	0	0	0	0
vs. Tulane		4:34	0-0	0-0	1-2	0-0-0	0	0	0	0	0	1
vs. Memphis	DNP – Coach's Decision											
vs. UAB		0:41	0-0	0-0	0-0	0-0-0	0	0	0	0	0	0
vs. #19/16 Illinois	DNP – Coach's Decision											
vs. #2/2 Arizona	DNP – Coach's Decision											
vs. #6/5 Villanova	DNP – Coach's Decision											

**FRANCIS' 2022-23 GAME-BY-GAME (32-3 • 17-1 American)**

Opponent	GS	Min	FG-A	3FG-A	FT-A	O-D-T	PF	A	TO	Blk	Stl	Pts
NORTHERN COLORADO		15:28	1-4	0-0	0-0	1-2-3	4	0	0	3	0	2
vs. Saint Joseph's		5:42	0-0	0-0	0-0	0-0-0	1	0	0	3	0	0
ORAL ROBERTS		16:32	5-7	0-0	1-4	4-7-11	4	0	0	2	2	11
TEXAS SOUTHERN		15:06	3-5	0-0	1-2	3-3-6	1	0	1	2	0	7
at rv/rv Oregon		7:17	0-1	0-0	0-0	0-0-0	1	0	0	0	0	0
KENT STATE		7:52	1-1	0-0	1-2	3-1-4	1	0	2	0	0	3
NORFOLK STATE		16:30	5-5	0-0	1-2	4-4-8	0	0	1	3	2	11
vs. -/rv Saint Mary's (Calif.)		2:16	0-0	0-0	0-0	0-0-0	1	0	0	1	0	0
NORTH FLORIDA		19:08	7-9	0-0	0-0	2-2-4	2	0	2	4	1	14
#8/10 ALABAMA		1:51	1-2	0-0	0-0	0-0-0	2	0	0	0	0	2
NORTH CAROLINA A&T		27:57	7-10	0-0	3-4	7-8-15	2	0	0	3	0	17
at #2/2 Virginia		3:38	1-1	0-0	1-1	0-0-0	1	0	0	0	0	3
MCNEESE		25:25	9-9	0-0	5-10	7-6-13	1	0	0	1	1	23
* at Tulsa		14:04	1-1	0-0	2-2	1-3-4	2	1	1	4	0	4
* UCF		19:38	3-5	0-0	3-4	2-5-7	4	1	1	1	2	9
* SMU		20:48	4-4	0-0	0-0	4-3-7	2	0	1	2	0	8
* at Cincinnati		10:33	1-2	0-0	0-0	0-1-1	4	1	0	2	0	2
* SOUTH FLORIDA	*	21:26	2-4	0-0	2-2	2-4-6	3	0	0	3	3	6
* at Tulane		9:08	2-2	0-0	0-1	0-3-3	0	0	0	0	0	4
* TEMPLE		6:07	1-1	0-0	0-0	0-2-2	0	0	0	0	0	2
* at UCF		8:52	0-1	0-0	0-0	2-1-3	1	0	0	1	0	0
* CINCINNATI		6:04	1-1	0-0	0-0	0-1-1	0	0	0	0	0	2
* at Wichita State		7:48	0-0	0-0	0-0	0-1-1	2	0	0	0	0	0
* at Temple		5:38	0-2	0-0	0-0	2-1-3	0	0	0	2	1	0
* TULSA		14:46	3-5	0-0	0-0	3-3-6	1	0	1	0	0	6
* at SMU		6:43	1-1	0-0	1-2	0-1-1	2	0	0	0	0	3
* MEMPHIS		3:37	1-1	0-0	2-3	0-0-0	0	0	0	1	0	4
* TULANE		5:25	0-0	0-0	0-0	0-3-3	1	1	0	0	0	0
* at East Carolina		12:18	1-2	0-0	1-2	2-4-6	3	1	0	0	0	3
* WICHITA STATE		5:42	0-0	0-0	2-2	1-0-1	2	1	0	0	0	2
* at Memphis		1:36	0-0	0-0	0-0	0-0-0	2	0	0	1	0	0
vs. (9) East Carolina		5:36	0-0	0-0	0-0	0-0-0	3	0	0	0	0	0
vs. (4) Cincinnati		8:32	1-1	0-0	0-1	0-3-3	1	0	0	0	0	2
vs. (2) Memphis	DNP – Coach's Decision											
vs. (16) Northern Kentucky	DNP – Coach's Decision											
vs. (9) Auburn		1:10	0-0	0-0	0-0	0-0-2	0	0	0	0	0	0
vs. #16/15 (5) Miami (Fla.)		1:30	0-0	0-0	0-0	0-0-0	1	0	0	0	0	0



# #0 KORDELIUS JEFFERSON

**Guard**

**6-3 • 200 • r-Freshman-RS (RS '23-24)**

**Bogue Chitto, Miss.**

**James Martin HS [Arlington, Texas]**

**Undeclared Major**

**korrdel**

## CAREER HIGHS

### Points

4, vs. Jackson State (11/4/24)

### Field Goals Made

2, vs. Jackson State (11/4/24)

### Field Goal Attempts

3, vs. BYU (1/4/25)

3, vs. Jackson State (11/4/24)

### 3-Point Field Goals Made

1, vs. BYU (1/4/25)

### 3-Point Field Goal Attempts

3, vs. BYU (1/4/25)

### Free Throws Made

None

### Free Throw Attempts

None

### Rebounds

2, vs. Jackson State (11/4/24)

### Offensive Rebounds

None

### Defensive Rebounds

2, vs. Jackson State (11/4/24)

### Assists

None

### Steals

None

### Blocked Shots

1, vs. Hofstra (11/22/24)

### Minutes Played

7:26, vs. Louisiana (11/13/24)

## REDSHIRT FRESHMAN (2024-25)

Scored three points with two assists and two rebounds in charity exhibition win vs. #13/15 Texas A&M (10/27)... Made his collegiate regular-season debut in home win vs. Jackson State... Finished with four points and two rebounds against the Tigers (11/4).

## 2024-25 GAME-by-GAME STATISTICS (10-0 • 3-0 Big 12)

Date	Opponent	GS	Min	FG-A	3FG-FGA	FT-FTA	OR-DR	Tot	PF	A	TO	Blk	Stl	Pts
11/4/24	<b>JACKSON STATE</b>		5:37	2-3	0-1	0-0	0-2	2	2	0	0	0	0	4
11/9/24	vs. #11/11 Auburn	DNP – Coach's Decision												
11/13/24	<b>LOUISIANA</b>		7:26	0-2	0-1	0-0	0-0	0	0	0	0	0	0	0
11/22/24	<b>rv/- HOFSTRA</b>		3:25	0-1	0-1	0-0	0-0	0	0	0	1	1	0	0
11/26/24	vs. #9/9 Alabama	DNP – Coach's Decision												
11/27/24	vs. Notre Dame	DNP – Coach's Decision												
11/30/24	vs. San Diego State	DNP – Coach's Decision												
12/7/24	<b>BUTLER</b>		1:43	1-1	0-0	0-0	0-0	0	0	0	0	0	0	2
12/10/24	<b>TROY</b>		2:20	0-1	0-1	0-0	0-0	2	0	0	0	0	0	0
12/18/24	<b>TOLEDO</b>		3:38	0-0	0-0	0-0	0-0	0	0	0	0	0	0	0
12/21/24	<b>TEXAS A&amp;M-CORPUS CHRISTI</b>		6:21	0-1	0-1	0-0	0-0	0	1	0	0	0	0	0
12/30/24	* at Oklahoma State		1:16	0-0	0-0	0-0	0-0	0	0	0	0	0	0	0
1/4/25	* <b>BYU</b>		4:12	1-3	1-3	0-0	0-0	0	0	0	1	0	0	3
1/6/25	* <b>TCU</b>	DNP – Illness												
1/11/25	* at Kansas State		3:16	1-1	0-0	0-0	0-0	0	1	0	1	0	0	2
1/15/25	* <b>rv/#25 WEST VIRGINIA</b>	DNP – Coach's Decision												
1/18/25	* at UCF	DNP – Coach's Decision												
1/21/25	* <b>UTAH</b>		---	---	---	---	---	---	---	---	---	---	---	---
1/25/25	* at Kansas		---	---	---	---	---	---	---	---	---	---	---	---
1/29/25	* at West Virginia		---	---	---	---	---	---	---	---	---	---	---	---
2/1/25	* <b>TEXAS TECH</b>		---	---	---	---	---	---	---	---	---	---	---	---
2/4/25	* <b>OKLAHOMA STATE</b>		---	---	---	---	---	---	---	---	---	---	---	---
2/8/25	* at Colorado		---	---	---	---	---	---	---	---	---	---	---	---
2/10/25	* <b>BAYLOR</b>		---	---	---	---	---	---	---	---	---	---	---	---
2/15/25	* at Arizona		---	---	---	---	---	---	---	---	---	---	---	---
2/18/25	* at Arizona State		---	---	---	---	---	---	---	---	---	---	---	---
2/22/25	* <b>IOWA STATE</b>		---	---	---	---	---	---	---	---	---	---	---	---
2/24/25	* at Texas Tech		---	---	---	---	---	---	---	---	---	---	---	---
3/1/25	* <b>CINCINNATI</b>		---	---	---	---	---	---	---	---	---	---	---	---
3/13/25	* <b>KANSAS</b>		---	---	---	---	---	---	---	---	---	---	---	---
3/8/25	* at Baylor		---	---	---	---	---	---	---	---	---	---	---	---
TBA	TBA		---	---	---	---	---	---	---	---	---	---	---	---

## CAREER STATISTICS

Year	W-L	GP-GS	MP	FG-FGA	Pct	3P-A	Pct	FT-FTA	Pct	Off-Def	Reb – Avg	PF-DQ	Ast	TO	Blk	Stl	Pts – Avg
2023-24	0-0																
2024-25	10-0	10-0	39	5-13	.385	1-8	.125	0-0	.000	0-2	2 – 0.2	6-0	0	3	1	0	11 – 1.1
<b>Totals</b>	<b>10-0</b>	<b>10-0</b>	<b>39</b>	<b>5-13</b>	<b>.385</b>	<b>1-8</b>	<b>.125</b>	<b>0-0</b>	<b>.000</b>	<b>0-2</b>	<b>2 – 0.2</b>	<b>6-0</b>	<b>0</b>	<b>3</b>	<b>1</b>	<b>0</b>	<b>11 – 1.1</b>



## #2 CEDRIC LATH

Center

6-9 • 260 • r-Sophomore-1L (RS' 22-23)

Abidjan, Ivory Coast (Balboa School [San Diego])

Undeclared Major

ced\_lath X AguyCedric

(12/18)... Snared two rebounds in road win at Kansas State (1/11).

### CAREER HIGHS

#### Points

4, vs. Jackson State (11/4/24)

#### Field Goals Made

2, vs. Jackson State (11/4/24)

#### Field Goal Attempts

3, vs. Hofstra (11/22/24)

3, vs. Louisiana (11/13/24)

3, vs. Jackson State (11/4/24)

#### 3-Point Field Goals Made

None

#### 3-Point Field Goal Attempts

None

#### Free Throws Made

1, vs. Texas A&M-Corpus Christi (12/21/24)

1, vs. Penn (12/30/23)

#### Free Throw Attempts

2, done four times; Most recently

vs. Texas A&M-Corpus Christi (12/21/24)

#### Rebounds

6, vs. #7/8 (2) Iowa State (3/16/24)

#### Offensive Rebounds

3, done four times; Most recently

vs. Toledo (12/18/24)

#### Defensive Rebounds

3, vs. #7/8 (2) Iowa State (3/16/24)

#### Assists

1, vs. Louisiana (11/13/24)

#### Steals

1, vs. Jackson State (11/4/24)

1, vs. #14/15 Kansas (3/9/24)

#### Blocked Shots

3, vs. (16) Longwood (3/24/24)

#### Minutes Played

21:01, vs. #7/8 (2) Iowa State (3/16/24)

### REDSHIRT SOPHOMORE (2024-25)

Blocked a shot in charity exhibition win vs. #13/15 Texas A&M (10/27)...

Finished with four points on 2-of-3 shooting and added three offensive

rebounds with a steal in season-opening win over Jackson State inside

Fertitta Center (11/4)... Grabbed five rebounds, including three offensive,

and scored two points with an assist in home win over Louisiana (11/13)...

Scored two points and blocked a shot in home win over Hofstra (11/22)...

Grabbed a team-high three offensive rebounds in home win over Toledo

### 2024-25 GAME-by-GAME STATISTICS (12-1 • 4-0 Big 12)

Date	Opponent	GS	Min	FG-A	3FG-FGA	FT-FTA	OR-DR	Tot	PF	A	TO	Blk	Stl	Pts
11/4/24	JACKSON STATE		16:12	2-3	0-0	0-0	3-0	3	2	0	0	0	0	4
11/9/24	vs. #11/11 Auburn	DNP	Coach's Decision											
11/13/24	LOUISIANA		10:10	1-3	0-0	0-1	3-2	5	1	1	0	0	0	2
11/22/24	rv/- HOFSTRA		8:27	1-3	0-0	0-0	0-0	0	0	0	0	1	0	2
11/26/24	vs. #9/9 Alabama	DNP	Coach's Decision											
11/27/24	vs. Notre Dame		2:47	0-0	0-0	0-0	0-0	0	1	0	0	0	0	0
11/30/24	vs. San Diego State		0:01	0-0	0-0	0-0	0-0	0	0	0	0	0	0	0
12/7/24	BUTLER		1:43	0-0	0-0	0-0	0-0	0	0	0	0	0	0	0
12/10/24	TROY		2:20	0-0	0-0	0-0	0-0	0	0	0	0	0	0	0
12/18/24	TOLEDO		9:10	1-1	0-0	0-2	3-0	3	4	0	0	0	0	2
12/21/24	TEXAS A&M-CORPUS CHRISTI		12:12	0-0	0-0	1-2	1-1	2	1	0	0	0	0	1
12/30/24	* at Oklahoma State		1:16	0-0	0-0	0-0	0-0	0	1	0	0	0	0	0
1/4/25	* BYU		4:12	0-0	0-0	0-0	0-0	0	2	0	0	1	0	0
1/6/25	* TCU		1:32	0-0	0-0	0-0	0-0	0	0	0	0	0	0	0
1/11/25	* at Kansas State		3:16	0-0	0-0	0-0	1-1	2	1	0	0	0	0	0
1/15/25	* rv/#25 WEST VIRGINIA	DNP	Coach's Decision											
1/18/25	* at UCF	DNP	Coach's Decision											
1/21/25	* UTAH		--	--	--	--	--	--	--	--	--	--	--	--
1/25/25	* at Kansas		--	--	--	--	--	--	--	--	--	--	--	--
1/29/25	* at West Virginia		--	--	--	--	--	--	--	--	--	--	--	--
2/1/25	* TEXAS TECH		--	--	--	--	--	--	--	--	--	--	--	--
2/4/25	* OKLAHOMA STATE		--	--	--	--	--	--	--	--	--	--	--	--
2/8/25	* at Colorado		--	--	--	--	--	--	--	--	--	--	--	--
2/10/25	* BAYLOR		--	--	--	--	--	--	--	--	--	--	--	--
2/15/25	* at Arizona		--	--	--	--	--	--	--	--	--	--	--	--
2/18/25	* at Arizona State		--	--	--	--	--	--	--	--	--	--	--	--
2/22/25	* IOWA STATE		--	--	--	--	--	--	--	--	--	--	--	--
2/24/25	* at Texas Tech		--	--	--	--	--	--	--	--	--	--	--	--
3/1/25	* CINCINNATI		--	--	--	--	--	--	--	--	--	--	--	--
3/13/25	* KANSAS		--	--	--	--	--	--	--	--	--	--	--	--
3/8/25	* at Baylor		--	--	--	--	--	--	--	--	--	--	--	--
TBA	TBA		--	--	--	--	--	--	--	--	--	--	--	--

### CAREER STATISTICS

Year	W-L	GP-GS	MP	FG-FGA	Pct	3P-A	Pct	FT-FTA	Pct	Off-Def	Reb - Avg	PF-DQ	Ast	TO	Blk	Stl	Pts - Avg
2022-23	0-0																
2023-24	23-2	25-0	139	2-7	.286	0-0	.000	1-5	.200	13-7	20-0.8	22-0	0	5	8	1	5-0.2
2024-25	12-1	13-0	73	5-10	.500	0-0	.000	1-5	.200	11-4	15-1.2	13-0	1	1	3	1	11-0.8
<b>Totals</b>	<b>35-3</b>	<b>38-0</b>	<b>213</b>	<b>7-17</b>	<b>.412</b>	<b>0-0</b>	<b>.000</b>	<b>2-10</b>	<b>.200</b>	<b>24-11</b>	<b>35-0.9</b>	<b>35-0</b>	<b>1</b>	<b>6</b>	<b>11</b>	<b>2</b>	<b>16-0.4</b>

**LATH'S 2022-23 GAME-BY-GAME (23-2 • 9-0 Big 12)**

Opponent	Date	GS	Min	FG-A	3FG-A	FT-A	Off-Def	Tot	PF	A	TO	Blk	Stl	Pts	
<b>ULM</b>	<b>11/6/23</b>		<b>2:58</b>	<b>0-0</b>	<b>0-0</b>	<b>0-0</b>	<b>0-0</b>	<b>0</b>	<b>1</b>	<b>0</b>	<b>0</b>	<b>0</b>	<b>0</b>	<b>0</b>	
<b>TEXAS A&amp;M-CORPUS CHRISTI</b>	<b>11/11/23</b>		<b>2:47</b>	<b>0-1</b>	<b>0-0</b>	<b>0-0</b>	<b>1-0</b>	<b>1</b>	<b>0</b>	<b>0</b>	<b>1</b>	<b>0</b>	<b>0</b>	<b>0</b>	
<b>STETSON</b>	<b>11/13/23</b>		<b>2:19</b>	<b>0-0</b>	<b>0-0</b>	<b>0-0</b>	<b>0-0</b>	<b>0</b>	<b>0</b>	<b>0</b>	<b>0</b>	<b>0</b>	<b>0</b>	<b>0</b>	
vs. Towson	11/16/23		1:37	0-0	0-0	0-0	0-0	0	0	0	0	0	0	0	
vs. Utah	11/17/23	DNP – Coach's Decision													
vs. Dayton	11/19/23		1:38	0-0	0-0	0-0	0-0	0	0	0	0	0	0	0	
<b>MONTANA</b>	<b>11/24/23</b>		<b>2:47</b>	<b>0-0</b>	<b>0-0</b>	<b>0-0</b>	<b>1-0</b>	<b>1</b>	<b>0</b>	<b>0</b>	<b>0</b>	<b>0</b>	<b>0</b>	<b>0</b>	
at Xavier	12/1/23	DNP – Coach's Decision													
<b>RICE</b>	<b>12/6/23</b>		<b>4:43</b>	<b>0-1</b>	<b>0-0</b>	<b>0-0</b>	<b>2-0</b>	<b>2</b>	<b>4</b>	<b>0</b>	<b>1</b>	<b>0</b>	<b>0</b>	<b>0</b>	
<b>JACKSON STATE</b>	<b>12/9/23</b>		<b>3:08</b>	<b>0-1</b>	<b>0-0</b>	<b>0-0</b>	<b>0-0</b>	<b>0</b>	<b>1</b>	<b>0</b>	<b>0</b>	<b>0</b>	<b>0</b>	<b>0</b>	
vs. rv/rv Texas A&M	12/16/23	DNP – Coach's Decision													
<b>TEXAS STATE</b>	<b>12/21/23</b>		<b>2:52</b>	<b>0-0</b>	<b>0-0</b>	<b>0-0</b>	<b>0-0</b>	<b>0</b>	<b>0</b>	<b>0</b>	<b>0</b>	<b>1</b>	<b>0</b>	<b>0</b>	
<b>PENN</b>	<b>12/30/23</b>		<b>3:52</b>	<b>0-0</b>	<b>0-0</b>	<b>1-2</b>	<b>1-0</b>	<b>1</b>	<b>0</b>	<b>0</b>	<b>0</b>	<b>0</b>	<b>0</b>	<b>1</b>	
<b>* WEST VIRGINIA</b>	<b>1/6/24</b>		<b>2:34</b>	<b>0-0</b>	<b>0-0</b>	<b>0-0</b>	<b>0-0</b>	<b>2</b>	<b>1</b>	<b>0</b>	<b>0</b>	<b>0</b>	<b>0</b>	<b>0</b>	
* at rv/rv Iowa State	1/9/24	DNP – Coach's Decision													
* at rv/rv TCU	1/13/24	DNP – Coach's Decision													
<b>* #25/25 TEXAS TECH</b>	<b>1/17/24</b>		<b>1:16</b>	<b>1-1</b>	<b>0-0</b>	<b>0-0</b>	<b>1-0</b>	<b>1</b>	<b>0</b>	<b>0</b>	<b>0</b>	<b>0</b>	<b>0</b>	<b>0</b>	
<b>* UCF</b>	<b>1/20/24</b>		<b>2:41</b>	<b>0-0</b>	<b>0-0</b>	<b>0-0</b>	<b>0-0</b>	<b>0</b>	<b>1</b>	<b>0</b>	<b>0</b>	<b>0</b>	<b>0</b>	<b>0</b>	
* at #21/19 BYU	1/23/24	DNP – Coach's Decision													
<b>* rv/rv KANSAS STATE</b>	<b>1/27/24</b>		<b>2:28</b>	<b>0-0</b>	<b>0-0</b>	<b>0-0</b>	<b>0-0</b>	<b>0</b>	<b>1</b>	<b>0</b>	<b>0</b>	<b>0</b>	<b>0</b>	<b>0</b>	
* at rv/rv Texas	1/29/24	DNP – Coach's Decision													
* at #8/9 Kansas	2/3/24	DNP – Coach's Decision													
<b>* OKLAHOMA STATE</b>	<b>2/6/24</b>		<b>4:21</b>	<b>0-0</b>	<b>0-0</b>	<b>0-0</b>	<b>1-0</b>	<b>1</b>	<b>1</b>	<b>0</b>	<b>1</b>	<b>0</b>	<b>0</b>	<b>0</b>	
* at Cincinnati	2/10/24	DNP – Coach's Decision													
<b>* rv/– TEXAS</b>	<b>2/17/24</b>		<b>1:34</b>	<b>0-0</b>	<b>0-0</b>	<b>0-0</b>	<b>0-0</b>	<b>0</b>	<b>0</b>	<b>0</b>	<b>0</b>	<b>0</b>	<b>0</b>	<b>0</b>	
<b>* #6/6 IOWA STATE</b>	<b>2/19/24</b>	DNP – Coach's Decision													
* at #11/11 Baylor	2/24/24	DNP – Coach's Decision													
<b>* CINCINNATI</b>	<b>2/27/24</b>	DNP – Coach's Decision													
* at rv/rv Oklahoma	3/2/24		10:14	0-0	0-0	0-0	0-2	2	0	0	0	1	0	0	
* at UCF	3/6/24		4:02	0-0	0-0	0-0	0-0	0	0	0	0	0	0	0	
<b>* #14/15 KANSAS</b>	<b>3/9/24</b>		<b>17:57</b>	<b>0-0</b>	<b>0-0</b>	<b>0-0</b>	<b>1-0</b>	<b>1</b>	<b>3</b>	<b>0</b>	<b>1</b>	<b>1</b>	<b>1</b>	<b>0</b>	
vs. (8) TCU	3/14/24		8:56	0-1	0-0	0-0	1-1	2	2	0	0	1	0	0	
vs. #25/23 (4) Texas Tech	3/15/24		7:26	1-1	0-0	0-1	0-0	0	3	0	0	1	0	2	
vs. #7/8 (2) Iowa State	3/16/24		21:01	0-1	0-0	0-0	3-3	6	0	0	0	0	0	0	
vs. (16) Longwood	3/22/24		16:02	0-0	0-0	0-2	1-0	1	0	0	1	3	0	0	
vs. (9) Texas A&M	3/24/24		8:07	0-0	0-0	0-0	0-1	1	1	0	0	0	0	0	
vs. #13/14 (4) Duke	3/29/24		1:56	0-0	0-0	0-0	0-0	2	0	0	0	0	0	0	



## #24 CHASE McCARTY

Forward

6-6 • 220 • Freshman-HS

Huntsville, Ala. (IMG Academy [Fla.])

Undeclared Major

[@chase\\_mccarty](#) [Chasemccarty21](#)

### CAREER HIGHS

**Points**  
None

**Field Goals Made**  
None

**Field Goal Attempts**  
None

**3-Point Field Goals Made**  
None

**3-Point Field Goal Attempts**  
None

**Free Throws Made**  
None

**Free Throw Attempts**  
None

**Rebounds**  
None

**Offensive Rebounds**  
None

**Defensive Rebounds**  
None

**Assists**  
None

**Steals**  
None

**Blocked Shots**  
None

**Minutes Played**  
None

### FRESHMAN (2024-25)

Grabbed a rebound and added a steal in charity exhibition win vs. #13/15 Texas A&M (10/27)... Is expected to sit out as a redshirt this season.

### 2024-25 GAME-by-GAME STATISTICS (0-0 • 0-0 Big 12)

Date	Opponent	GS	Min	FG-A	3FG-FGA	FT-FTA	OR-DR	Tot	PF	A	TO	Blk	Stl	Pts	
11/4/24	JACKSON STATE	DNP – Coach's Decision													
11/9/24	vs. #11/11 Auburn	DNP – Coach's Decision													
11/13/24	LOUISIANA	DNP – Coach's Decision													
11/22/24	rv/- HOFSTRA	DNP – Coach's Decision													
11/26/24	vs. #9/9 Alabama	DNP – Coach's Decision													
11/27/24	vs. Notre Dame	DNP – Coach's Decision													
11/30/24	vs. San Diego State	DNP – Coach's Decision													
12/7/24	BUTLER	DNP – Coach's Decision													
12/10/24	TROY	DNP – Coach's Decision													
12/18/24	TOLEDO	DNP – Coach's Decision													
12/21/24	TEXAS&M-CORPUS CHRISTI	DNP – Coach's Decision													
12/30/24	* at Oklahoma State	DNP – Coach's Decision													
1/4/25	* BYU	DNP – Coach's Decision													
1/6/25	* TCU	DNP – Coach's Decision													
1/11/25	* at Kansas State	DNP – Coach's Decision													
1/15/25	* rv/#25 WEST VIRGINIA	DNP – Coach's Decision													
1/18/25	* at UCF	DNP – Coach's Decision													
1/21/25	* UTAH	--	--	--	--	--	--	--	--	--	--	--	--	--	
1/25/25	* at Kansas	--	--	--	--	--	--	--	--	--	--	--	--	--	
1/29/25	* at West Virginia	--	--	--	--	--	--	--	--	--	--	--	--	--	
2/1/25	* TEXAS TECH	--	--	--	--	--	--	--	--	--	--	--	--	--	
2/4/25	* OKLAHOMA STATE	--	--	--	--	--	--	--	--	--	--	--	--	--	
2/8/25	* at Colorado	--	--	--	--	--	--	--	--	--	--	--	--	--	
2/10/25	* BAYLOR	--	--	--	--	--	--	--	--	--	--	--	--	--	
2/15/25	* at Arizona	--	--	--	--	--	--	--	--	--	--	--	--	--	
2/18/25	* at Arizona State	--	--	--	--	--	--	--	--	--	--	--	--	--	
2/22/25	* IOWA STATE	--	--	--	--	--	--	--	--	--	--	--	--	--	
2/24/25	* at Texas Tech	--	--	--	--	--	--	--	--	--	--	--	--	--	
3/1/25	* CINCINNATI	--	--	--	--	--	--	--	--	--	--	--	--	--	
3/13/25	* KANSAS	--	--	--	--	--	--	--	--	--	--	--	--	--	
3/8/25	* at Baylor	--	--	--	--	--	--	--	--	--	--	--	--	--	
TBA	TBA	--	--	--	--	--	--	--	--	--	--	--	--	--	

### CAREER STATISTICS

Year	W-L	GP-GS	MP	FG-FGA	Pct	3P-A	Pct	FT-FTA	Pct	Off-Def	Reb – Avg	PF-DQ	Ast	TO	Blk	Stl	Pts – Avg
2024-25	0-0																
Totals	0-0	0-0	0	0-0	.000	0-0	.000	0-0	.000	0-0	0-0.0	0-0	0	0	0	0	0-0.0



# #12 JACOB McFARLAND

Center

6-11 • 215 • r-Freshman-RS (RS' 23-24)

Moreno Valley, Calif. (Rancho Verde HS)

Undeclared Major

[jacobmcfar1and](#)

## CAREER HIGHS

**Points**

None

**Field Goals Made**

None

**Field Goal Attempts**

None

**3-Point Field Goals Made**

None

**3-Point Field Goal Attempts**

None

**Free Throws Made**

None

**Free Throw Attempts**

None

**Rebounds**

None

**Offensive Rebounds**

None

**Defensive Rebounds**

None

**Assists**

None

**Steals**

None

**Blocked Shots**

None

**Minutes Played**

None

**REDSHIRT FRESHMAN (2024-25)**

Grabbed a rebound and added a steal in charity exhibition win vs. #13/15 Texas A&M (10/27)... Suffered a broken leg in practice in late October and missed the start of the season.

### 2024-25 GAME-by-GAME STATISTICS (0-0 • 0-0 Big 12)

Date	Opponent	GS	Min	FG-A	3FG-FGA	FT-FTA	OR-DR	Tot	PF	A	TO	Blk	Stl	Pts	
11/4/24	<b>JACKSON STATE</b>	DNP – Injury													
11/9/24	vs. #11/11 Auburn	DNP – Injury													
11/13/24	<b>LOUISIANA</b>	DNP – Injury													
11/22/24	<b>rv/- HOFSTRA</b>	DNP – Injury													
11/26/24	vs. #9/9 Alabama	DNP – Injury													
11/27/24	vs. Notre Dame	DNP – Injury													
11/30/24	vs. San Diego State	DNP – Injury													
12/7/24	<b>BUTLER</b>	DNP – Injury													
12/10/24	<b>TROY</b>	DNP – Injury													
12/18/24	<b>TOLEDO</b>	DNP – Injury													
12/21/24	<b>TEXAS A&amp;M-CORPUS CHRISTI</b>	DNP – Injury													
12/30/24	* at Oklahoma State	DNP – Injury													
1/4/25	* <b>BYU</b>	DNP – Injury													
1/6/25	* <b>TCU</b>	DNP – Injury													
1/11/25	* at Kansas State	DNP – Injury													
1/15/25	* <b>rv/#25 WEST VIRGINIA</b>	DNP – Injury													
1/18/25	* at UCF	DNP – Injury													
1/21/25	* <b>UTAH</b>	--	--	--	--	--	--	--	--	--	--	--	--	--	
1/25/25	* at Kansas	--	--	--	--	--	--	--	--	--	--	--	--	--	
1/29/25	* at West Virginia	--	--	--	--	--	--	--	--	--	--	--	--	--	
2/1/25	* <b>TEXAS TECH</b>	--	--	--	--	--	--	--	--	--	--	--	--	--	
2/4/25	* <b>OKLAHOMA STATE</b>	--	--	--	--	--	--	--	--	--	--	--	--	--	
2/8/25	* at Colorado	--	--	--	--	--	--	--	--	--	--	--	--	--	
2/10/25	* <b>BAYLOR</b>	--	--	--	--	--	--	--	--	--	--	--	--	--	
2/15/25	* at Arizona	--	--	--	--	--	--	--	--	--	--	--	--	--	
2/18/25	* at Arizona State	--	--	--	--	--	--	--	--	--	--	--	--	--	
2/22/25	* <b>IOWA STATE</b>	--	--	--	--	--	--	--	--	--	--	--	--	--	
2/24/25	* at Texas Tech	--	--	--	--	--	--	--	--	--	--	--	--	--	
3/1/25	* <b>CINCINNATI</b>	--	--	--	--	--	--	--	--	--	--	--	--	--	
3/13/25	* <b>KANSAS</b>	--	--	--	--	--	--	--	--	--	--	--	--	--	
3/8/25	* at Baylor	--	--	--	--	--	--	--	--	--	--	--	--	--	
TBA	TBA	--	--	--	--	--	--	--	--	--	--	--	--	--	

### CAREER STATISTICS

Year	W-L	GP-GS	MP	FG-FGA	Pct	3P-A	Pct	FT-FTA	Pct	Off-Def	Reb – Avg	PF-DQ	Ast	TO	Blk	Stl	Pts – Avg
2023-24	0-0																
2024-25	0-0																
Totals	0-0	0-0	0	0-0	.000	0-0	.000	0-0	.000	0-0	0-0.0	0-0	0	0	0	0	0-0.0



## #25 MERCY MILLER

Guard

6-4 • 200 • Freshman-HS

Sherman Oaks, Calif. (Notre Dame HS)

Integrated Studies

mercymiller mercymiller25

rebounds, an assist and steal against the Tigers (11/4)... Posted 12 points with a game-high four steals and added two assists in home win over Louisiana (11/13)... Scored four points and led all players with nine rebounds, including eight defensive boards, in home win over Hofstra... Added a pair of assists against the Pride (11/22)... Grabbed five rebounds and scored four points in home win over Texas A&M-Corpus Christi (12/21).

### CAREER HIGHS

#### Points

12, vs. Louisiana (11/13/24)

#### Field Goals Made

4, vs. Louisiana (11/13/24)

#### Field Goal Attempts

9, vs. Louisiana (11/13/24)

#### 3-Point Field Goals Made

1, done five times; Most recently vs. Texas A&M-Corpus Christi (12/21/24)

#### 3-Point Field Goal Attempts

5, vs. Texas A&M-Corpus Christi (12/21/24)

#### Free Throws Made

3, vs. Louisiana (11/13/24)

#### Free Throw Attempts

4, vs. Louisiana (11/13/24)

#### Rebounds

9, vs. Hofstra (11/22/24)

#### Offensive Rebounds

1, done six times; Most recently vs. BYU (1/4/25)

#### Defensive Rebounds

8, vs. Hofstra (11/22/24)

#### Assists

2, vs. Hofstra (11/22/24)  
2, vs. Louisiana (11/13/24)

#### Steals

4, vs. Louisiana (11/13/24)

#### Blocked Shots

1, vs. BYU (1/4/25)

#### Minutes Played

21:00, vs. Louisiana (11/13/24)

### FRESHMAN (2024-25)

Scored 11 points on 5-of-7 shooting and added an assist in charity exhibition win vs. #13/15 Texas A&M (10/27)... Made his collegiate regular-season debut in home win over Jackson State inside Fertitta Center... Finished with seven points on 3-of-6 shooting and added two

### 2024-25 GAME-BY-GAME STATISTICS (11-1 - 4-0 Big 12)

Date	Opponent	GS	Min	FG-A	3FG-FGA	FT-FTA	OR-DR	Tot	PF	A	TO	Blk	Stl	Pts
11/4/24	JACKSON STATE		14:03	3-6	1-2	0-0	1-1	2	0	1	1	0	1	7
11/9/24	vs. #11/11 Auburn		DNP – Coach's Decision											
11/13/24	LOUISIANA		21:00	4-9	1-4	3-4	0-0	0	3	2	1	0	4	12
11/22/24	rv/- HOFSTRA		22:45	2-8	0-3	0-2	1-8	9	2	2	0	0	0	4
11/26/24	vs. #9/9 Alabama		8:25	1-1	0-0	2-2	0-0	0	2	0	0	0	0	4
11/27/24	vs. Notre Dame		DNP – Coach's Decision											
11/30/24	vs. San Diego State		DNP – Coach's Decision											
12/7/24	BUTLER		5:20	2-4	0-0	0-0	1-2	3	0	0	0	0	0	4
12/10/24	TROY		6:13	1-2	1-2	0-0	0-2	2	1	0	1	0	0	3
12/18/24	TOLEDO		12:56	2-6	1-2	0-0	1-3	4	2	0	1	0	1	5
12/21/24	TEXAS A&M-CORPUS CHRISTI		17:37	1-6	1-5	1-2	1-4	5	2	1	1	0	0	4
12/30/24	* at Oklahoma State		1:16	0-1	0-0	0-0	0-0	0	0	0	0	0	0	0
1/4/25	* BYU		10:42	0-2	0-1	2-2	1-1	2	2	1	1	1	0	2
1/6/25	* TCU		3:26	0-1	0-0	2-2	0-0	0	0	0	0	1	0	2
1/11/25	* at Kansas State		3:37	0-1	0-1	2-2	0-1	1	2	0	1	0	0	2
1/15/25	* rv/#25 WEST VIRGINIA		DNP – Coach's Decision											
1/18/25	* at UCF		DNP – Coach's Decision											
1/21/25	* UTAH		---	---	---	---	---	---	---	---	---	---	---	---
1/25/25	* at Kansas		---	---	---	---	---	---	---	---	---	---	---	---
1/29/25	* at West Virginia		---	---	---	---	---	---	---	---	---	---	---	---
2/1/25	* TEXAS TECH		---	---	---	---	---	---	---	---	---	---	---	---
2/4/25	* OKLAHOMA STATE		---	---	---	---	---	---	---	---	---	---	---	---
2/8/25	* at Colorado		---	---	---	---	---	---	---	---	---	---	---	---
2/10/25	* BAYLOR		---	---	---	---	---	---	---	---	---	---	---	---
2/15/25	* at Arizona		---	---	---	---	---	---	---	---	---	---	---	---
2/18/25	* at Arizona State		---	---	---	---	---	---	---	---	---	---	---	---
2/22/25	* IOWA STATE		---	---	---	---	---	---	---	---	---	---	---	---
2/24/25	* at Texas Tech		---	---	---	---	---	---	---	---	---	---	---	---
3/1/25	* CINCINNATI		---	---	---	---	---	---	---	---	---	---	---	---
3/13/25	* KANSAS		---	---	---	---	---	---	---	---	---	---	---	---
3/8/25	* at Baylor		---	---	---	---	---	---	---	---	---	---	---	---
TBA	TBA		---	---	---	---	---	---	---	---	---	---	---	---

### CAREER STATISTICS

Year	W-L	GP-GS	MP	FG-FGA	Pct	3P-A	Pct	FT-FTA	Pct	Off-Def	Reb - Avg	PF-DQ	Ast	TO	Blk	Stl	Pts - Avg
2024-25	11-1	12-0	127	16-47	.340	5-20	.250	12-16	.750	6-22	28 - 2.3	16-0	7	7	1	6	49 - 4.1
Totals	11-1	12-0	127	16-47	.340	5-20	.250	12-16	.750	6-22	28 - 2.3	16-0	7	7	1	6	49 - 4.1



**#13 J'WAN ROBERTS**  
**Forward**  
**6-8 • 235 • r-Graduate-4L (RS '19-20)**  
**St. Thomas, U.S. Virgin Islands**  
**(Shoemaker HS [Killeen, Texas])**  
**'23 UH graduate in Health Promotions**  
**Post-baccalaureate work in Human**  
**Development Family Sciences in '24-25**  
 @jwann\_13 X JwanRoberts13

points and tied for team lead with seven rebounds against #11/11 Auburn in Mattress Firm Battleground 2k24 inside Toyota Center (11/9)... Posted 11 points on 3-of-3 shooting from field and 5-of-5 from the free throw line and led all players with six rebounds in home win over Louisiana (11/13)... Finished with 11 points against #9/9 Alabama during first day of Players Era Festival inside MGM Grand Garden Arena in Las Vegas (11/26)... Tied as winningest-student-athlete in program history after posting nine points with eight rebounds and two assists in win over Notre Dame during second day of Players Era Festival (11/27)... Led all players with 12 rebounds, including seven offensive boards, against San Diego State during Players Era Festival (11/30)... Topped all players with 12 rebounds, including four offensive boards, and blocked two shots against Butler during Big 12-Big East Challenge (12/7)... Posted six points with a game-high nine rebounds and added four assists with two turnovers, two blocked shots and no turnovers in home win over Troy (12/10)... Led all players with 20 points on 9-of-13 shooting and 11 rebounds in road win at Oklahoma State... Was his and Houston's first double-double of season (12.30)... Posted 12 points with four rebounds, three assists, two blocks and a steal in home win over TCU (1/6)... Finished with 10 points, six rebounds and three assists in road win at Kansas State... Reached 1,000 points in his career with jumper in lane from Mylik Wilson with 11:36 left in game (1/11)... Recorded game-high 22 points on 10-of-13 shooting and grabbed three rebounds in home win over rv/#25 West Virginia (1/15)... Banked game-winning layup with 1.1 seconds remaining to lift Houston to 69-68 road win at UCF... Finished with nine rebounds including six offensive boards, with an assist against the Knights (1/18).

**CAREER HIGHS**

- Points**  
26, vs. Tulane (2/22/23)
- Field Goals Made**  
10, done five times; Most recently at UCF (1/18/25)
- Field Goal Attempts**  
18, at rv/rv TCU (1/13/24)
- 3-Point Field Goals Made**  
None
- 3-Point Field Goal Attempts**  
2, vs. Wisconsin (11/23/21)

- Free Throws Made**  
8, vs. Tulane (2/22/23)  
8, vs. Memphis (2/19/23)

- Free Throw Attempts**  
10, vs. Texas A&M-Corpus Christi (11/11/23)

- Rebounds**  
20, vs. Memphis (3/12/23)

- Offensive Rebounds**  
10, vs. Memphis (3/12/23)

- Defensive Rebounds**  
10, vs. Towson (11/16/23)  
10, vs. Memphis (3/12/23)

- Assists**  
7, vs. rv/rv Texas A&M (12/16/23)

- Steals**  
6, at #11/11 Baylor (2/24/24)

- Blocked Shots**  
5, vs. Auburn (3/18/23)  
5, vs. #8/10 Alabama (12/10/22)

- Minutes Played**  
40:26, at #11/11 Baylor (2/24/24)

- PRESEASON HONORS**
- 2024-25 *Blue Ribbon Yearbook* Preseason All-America Third Team
- 2024-25 *Jersey Mike's* Naismith Trophy Player of the Year Watch List
- 2024-25 Preseason All-Big 12 First Team

**GRADUATE (2024-25)**  
 Became 52nd Cougar in school history to score 1,000+ points during his career... Winning student-athlete in program history with 130 victories during his Houston career... Set record in Cougars' win over Butler during Big 12-Big East Challenge in Fertitta Center... Scored 10 points with eight rebounds, including five offensive boards, in charity exhibition win vs. #13/15 Texas A&M... Added three assists with four blocks and a steal with no turnovers against the Aggies (10/27)... Posted 14 points on 6-of-8 shooting and grabbed six rebounds with three steals in season-opening win over Jackson State inside Fertitta Center (11/4)... Finished with 12

**2024-25 GAME-by-GAME STATISTICS (13-3 • 6-0 Big 12)**

Date	Opponent	GS	Min	FG-A	3FG-FGA	FT-FTA	OR-DR	Tot	PF	A	TO	Blk	Stl	Pts	
11/4/24	JACKSON STATE	*	19:47	6-8	0-0	2-2	2-4	6	2	1	2	1	3	14	
11/9/24	vs. #11/11 Auburn	*	38:03	6-14	0-0	0-1	3-4	7	4	1	2	1	1	12	
11/13/24	LOUISIANA	*	16:08	3-3	0-0	5-5	3-3	6	2	0	2	0	1	11	
11/22/24	rv/- HOFSTRA	*	16:46	1-6	0-0	2-3	1-2	3	1	0	0	1	0	4	
11/26/24	vs. #9/9 Alabama	*	37:57	3-4	0-0	5-7	1-0	1	4	0	2	2	0	11	
11/27/24	vs. Notre Dame	*	34:09	4-8	0-0	1-3	3-5	8	2	2	1	1	0	9	
11/30/24	vs. San Diego State	*	40:56	2-6	0-0	0-1	7-5	12	3	1	3	0	0	4	
12/7/24	BUTLER	*	26:13	1-5	0-0	0-0	4-8	12	0	1	3	2	0	2	
12/10/24	TROY	*	27:03	3-5	0-0	0-0	3-6	9	3	4	0	2	2	6	
12/18/24	TOLEDO	*	9:34	2-2	0-0	0-0	2-1	3	0	0	0	0	1	4	
12/21/24	TEXAS A&M-CORPUS CHRISTI	DNP - Injury													
12/30/24	* at Oklahoma State	*	32:21	9-13	0-0	2-2	3-8	11	1	1	2	1	2	20	
1/4/25	* BYU	*	24:54	3-4	0-0	0-0	2-4	6	1	2	3	0	2	6	
1/6/25	* TCU	*	32:36	6-13	0-0	0-3	1-3	4	2	3	3	2	1	12	
1/11/25	* at Kansas State	*	28:43	5-13	0-0	0-1	3-3	6	2	3	0	0	1	10	
1/15/25	* rv/#25 WEST VIRGINIA	*	33:35	10-13	0-0	2-4	0-3	3	1	1	3	1	0	22	
1/18/25	* at UCF	*	35:30	10-17	0-0	1-2	6-3	9	4	1	2	0	0	21	
1/21/25	* UTAH		---	---	---	---	---	---	---	---	---	---	---	---	
1/25/25	* at Kansas		---	---	---	---	---	---	---	---	---	---	---	---	
1/29/25	* at West Virginia		---	---	---	---	---	---	---	---	---	---	---	---	
2/1/25	* TEXAS TECH		---	---	---	---	---	---	---	---	---	---	---	---	
2/4/25	* OKLAHOMA STATE		---	---	---	---	---	---	---	---	---	---	---	---	
2/8/25	* at Colorado		---	---	---	---	---	---	---	---	---	---	---	---	
2/10/25	* BAYLOR		---	---	---	---	---	---	---	---	---	---	---	---	
2/15/25	* at Arizona		---	---	---	---	---	---	---	---	---	---	---	---	
2/18/25	* at Arizona State		---	---	---	---	---	---	---	---	---	---	---	---	
2/22/25	* IOWA STATE		---	---	---	---	---	---	---	---	---	---	---	---	
2/24/25	* at Texas Tech		---	---	---	---	---	---	---	---	---	---	---	---	
3/1/25	* CINCINNATI		---	---	---	---	---	---	---	---	---	---	---	---	
3/13/25	* KANSAS		---	---	---	---	---	---	---	---	---	---	---	---	
3/8/25	* at Baylor		---	---	---	---	---	---	---	---	---	---	---	---	
TBA	TBA		---	---	---	---	---	---	---	---	---	---	---	---	

**CAREER STATISTICS**

Year	W-L	GP-GS	MP	FG-FGA	Pct	3P-A	Pct	FT-FTA	Pct	Off-Def	Reb - Avg	PF-DQ	Ast	TO	Blk	Stl	Pts - Avg
2019-20										Redshirt							
2020-21	21-4	25-1	266	19-34	.559	0-0	.000	10-19	.526	36-59	95 - 3.8	20-0	8	9	14	10	48 - 1.9
2021-22	32-6	38-0	617	49-78	.628	0-4	.000	22-44	.500	78-109	187 - 4.9	52-0	20	22	14	24	120 - 3.2
2022-23	33-4	37-36	976	156-255	.612	0-1	.000	59-86	.686	111-174	285 - 7.7	79-2	44	39	49	26	371 - 10.0
2023-24	31-5	36-36	961	149-250	.596	0-1	.000	45-88	.511	95-150	245 - 6.8	73-2	67	40	32	45	343 - 9.5
2024-25	13-3	16-16	454	74-134	.552	0-0	.000	20-34	.588	44-62	106 - 6.6	32-0	21	28	14	14	168 - 10.5
<b>Totals</b>	<b>130-22</b>	<b>152-89</b>	<b>3,273</b>	<b>447-751</b>	<b>.595</b>	<b>0-6</b>	<b>.000</b>	<b>156-271</b>	<b>.576</b>	<b>364-554</b>	<b>918 - 6.0</b>	<b>256-4</b>	<b>160</b>	<b>138</b>	<b>123</b>	<b>119</b>	<b>1,050 - 6.9</b>

**ROBERTS' 2023-24 GAME-by-GAME (31-5 • 15-3 Big 12)**

Opponent	GS	Min	FG-A	3FG-A	FT-A	O-D-T	PF	A	TO	Blk	Stl	Pts	
<b>ULM</b>	*	23:01	3-4	0-0	0-0	4-3-7	1	1	1	1	2	6	
<b>BYU</b>	*	22:28	6-10	0-0	5-10	4-5-9	1	4	1	0	0	17	
<b>STETSON</b>	*	8:13	0-1	0-0	0-0	0-1-1	0	0	0	0	1	0	
vs. Towson	*	21:48	2-3	0-0	1-3	1-10-11	1	1	2	1	0	5	
vs. Utah	*	26:21	5-6	0-0	3-4	3-9-12	4	1	0	0	1	13	
vs. Dayton	*	30:45	5-6	0-0	0-0	3-5-8	0	3	2	1	2	10	
<b>MONTANA</b>	*	22:10	5-7	0-0	3-4	3-3-6	1	0	0	1	1	13	
at Xavier	*	31:06	3-7	0-0	3-4	5-7-12	3	2	3	2	1	9	
<b>RICE</b>	*	19:45	2-4	0-0	0-0	2-4-6	1	2	0	1	1	4	
<b>JACKSON STATE</b>	*	18:00	1-2	0-0	1-2	1-0-1	3	0	2	1	3	3	
vs. rv/rv Texas A&M	*	36:11	5-8	0-0	0-0	4-7-11	3	7	0	1	0	10	
<b>TEXAS STATE</b>	*	8:04	0-2	0-0	0-0	0-1-1	1	1	1	1	2	0	
<b>PENN</b>	DNP – Injury												
<b>* WEST VIRGINIA</b>	*	27:58	4-10	0-1	1-2	0-3-3	3	1	0	0	1	9	
* at rv/rv Iowa State	*	36:06	3-7	0-0	0-0	5-3-8	1	3	2	2	1	6	
* at rv/rv TCU	*	36:02	10-18	0-0	0-1	6-7-13	2	5	0	4	0	20	
<b>*#25/25 TEXAS TECH</b>	*	29:16	6-9	0-0	0-0	3-4-7	2	2	1	0	2	12	
<b>* UCF</b>	*	18:27	2-8	0-0	0-2	1-4-5	1	1	0	1	1	4	
* at #21/19 BYU	*	33:24	2-3	0-0	1-2	2-5-7	1	3	2	0	1	5	
<b>*rv/rv KANSAS STATE</b>	*	28:02	5-8	0-0	4-6	5-1-6	2	2	0	0	0	14	
* at rv/rv Texas	*	37:35	5-9	0-0	4-7	3-5-8	2	2	2	2	1	14	
* at #8/9 Kansas	*	37:58	5-11	0-0	1-3	7-6-13	2	1	0	0	2	11	
<b>* OKLAHOMA STATE</b>	*	11:49	2-4	0-0	0-0	0-0-0	5	1	1	0	1	4	
* at Cincinnati	*	36:44	10-15	0-0	0-1	4-4-8	2	0	2	1	0	20	
<b>*rv/- TEXAS</b>	*	28:19	4-10	0-0	1-3	4-3-7	1	4	1	1	1	9	
<b>*#6/6 IOWA STATE</b>	*	26:16	3-5	0-0	0-0	3-3-6	5	2	1	0	1	6	
* at #11/11 Baylor	*	40:26	7-9	0-0	3-4	3-5-8	2	4	3	3	6	17	
<b>* CINCINNATI</b>	*	27:52	4-6	0-0	7-9	1-4-5	4	0	2	0	1	15	
* at rv/rv Oklahoma	*	30:45	10-12	0-0	0-1	1-4-5	1	2	0	1	1	20	
* at UCF	*	37:58	6-8	0-0	0-3	3-4-7	3	1	0	1	3	12	
<b>*#14/14 KANSAS</b>	*	32:02	4-11	0-0	2-2	2-6-8	3	2	2	2	1	10	
vs. (8) TCU	*	34:34	4-5	0-0	0-3	2-8-10	3	0	4	2	3	8	
vs. #25/23 (4) Texas Tech	*	7:04	1-2	0-0	0-0	1-1-2	0	3	0	0	0	2	
vs. #7/8 (2) Iowa State	*	13:06	1-	0-0	0-0	1-2-3	1	1	2	0	1	2	
vs. (16) Longwood	*	19:05	3-3	0-0	1-2	1-4-5	1	2	2	0	0	7	
vs. (9) Texas A&M	*	33:24	6-6	0-0	1-2	3-5-8	4	2	0	1	2	13	
vs. #13/14 (4) Duke	*	28:34	5-9	0-0	3-8	4-4-8	3	1	1	1	1	13	

**ROBERTS' 2021-22 GAME-BY-GAME (32-6 • 15-3 American)**

Opponent	GS	Min	FG-A	3FG-A	FT-A	O-D-T	PF	A	TO	Blk	Stl	Pts	
<b>HOFSTRA</b>		23:47	4-4	0-0	0-0	6-9-15	2	1	1	1	0	8	
<b>RICE</b>		23:52	0-1	0-1	3-4	4-5-9	2	0	0	0	3	3	
<b>rv/#25 VIRGINIA</b>		20:34	1-1	0-0	0-0	3-4-7	1	1	0	0	0	2	
vs. Butler		19:37	1-3	0-1	3-4	1-5-6	2	1	1	0	1	5	
vs. Wisconsin		19:14	1-5	0-2	3-4	3-3-6	0	0	2	1	1	5	
vs. rv/#23 Oregon		13:33	2-2	0-0	0-1	1-2-3	3	0	0	0	0	4	
<b>NORTHWESTERN STATE</b>		13:59	1-2	0-0	0-0	4-2-6	1	0	0	0	2	2	
<b>BRYANT</b>		23:07	3-4	0-0	0-0	3-9-12	0	3	0	1	2	6	
<b>ALCORN STATE</b>		13:36	0-0	0-0	1-2	0-4-4	3	0	2	0	0	1	
at #9/9 Alabama		21:43	4-4	0-0	1-6	9-4-13	2	1	0	0	0	9	
<b>LOUISIANA</b>		12:19	0-0	0-0	0-0	1-3-4	0	0	0	0	0	0	
vs. Oklahoma State		4:46	0-1	0-0	0-0	0-1-1	0	0	0	0	0	0	
<b>TEXAS STATE</b>		21:01	0-0	0-0	2-2	3-2-5	1	2	0	0	2	2	
<b>* CINCINNATI</b>	Postponed												
* at Temple		10:38	1-1	0-0	0-0	2-1-3	2	0	1	0	2	2	
* at South Florida		18:18	0-0	0-0	0-0	2-2-4	4	0	0	0	0	0	
<b>* WICHITA STATE</b>		14:09	0-1	0-0	2-2	0-2-2	2	1	0	1	0	2	
* at Tulsa		18:16	1-2	0-0	1-2	1-1-2	1	1	2	0	0	3	
<b>* SOUTH FLORIDA</b>		14:13	0-1	0-0	0-0	2-2-4	0	2	0	0	0	0	
<b>* EAST CAROLINA</b>		19:59	1-3	0-0	0-0	2-1-3	0	1	1	0	0	2	
* at UCF		13:04	0-1	0-0	0-0	0-2-2	1	0	1	0	0	0	
<b>* TULANE</b>		4:09	0-0	0-0	0-0	0-1-1	0	0	0	0	0	0	
* at Cincinnati		12:25	0-0	0-0	0-0	1-3-4	1	0	2	0	0	0	
* at -/rv SMU		3:14	2-2	0-0	1-1	0-0-0	0	0	0	0	0	5	
<b>* MEMPHIS</b>		4:51	0-1	0-0	0-0	0-0-0	1	0	0	0	0	0	
<b>* UCF</b>		12:01	3-3	0-0	0-0	0-0-0	2	0	2	0	1	6	
* at Wichita State		11:22	1-4	0-0	0-1	0-1-1	1	0	0	0	0	2	
<b>*rv/rv SMU</b>		17:52	3-4	0-0	0-0	5-3-8	2	2	1	1	1	6	
<b>* CINCINNATI</b>		13:17	0-1	0-0	0-0	1-4-5	2	0	0	0	0	0	
<b>* TEMPLE</b>		21:22	1-3	0-0	0-2	1-2-3	3	0	0	1	0	2	
* at Memphis		18:16	1-1	0-0	0-0	1-2-3	2	1	2	0	2	2	
vs. Cincinnati		16:55	2-3	0-0	3-3	0-1-1	2	1	0	0	0	3	
vs. Tulane		33:43	5-6	0-0	0-0	5-8-13	4	1	2	0	1	10	
vs. Memphis		15:21	1-2	0-0	0-1	3-2-5	0	1	1	1	1	2	
vs. UAB		14:19	3-3	0-0	0-2	1-1-2	1	0	0	1	1	6	
vs. #19/16 Illinois		12:22	0-1	0-0	0-0	2-3-5	1	0	0	0	0	0	
vs. #2/2 Arizona		14:19	1-1	0-0	2-2	0-2-2	0	0	0	0	0	4	
vs. #6/5 Villanova		26:04	2-2	0-0	3-4	4-4-8	2	0	0	2	3	7	

**ROBERTS' 2022-23 GAME-by-GAME (33-4 • 17-1 American)**

Opponent	GS	Min	FG-A	3FG-A	FT-A	O-D-T	PF	A	TO	Blk	Stl	Pts
<b>NORTHERN COLORADO</b>	*	20:31	6-8	0-0	0-0	2-4-6	0	0	3	1	3	12
vs. Saint Joseph's	*	30:11	8-9	0-0	3-4	5-7-12	1	1	0	2	0	19
<b>ORAL ROBERTS</b>	*	11:12	2-3	0-0	0-0	2-0-2	3	0	1	0	1	4
<b>TEXAS SOUTHERN</b>	*	22:06	4-7	0-0	2-2	1-3-4	0	3	0	1	0	10
at rv/rv Oregon	*	33:53	1-1	0-0	0-0	2-3-5	2	1	2	1	0	2
<b>KENT STATE</b>	*	35:08	5-10	0-0	1-4	5-9-14	1	1	4	4	1	11
<b>NORFOLK STATE</b>	*	16:39	5-5	0-0	0-0	2-3-5	0	3	0	1	1	10
vs. -/rv Saint Mary's (Calif)	*	35:11	7-11	0-0	1-2	2-6-8	2	1	1	2	1	15
<b>NORTH FLORIDA</b>	*	20:52	3-5	0-0	0-0	2-4-6	0	1	0	0	1	6
<b>#8/10 ALABAMA</b>	*	27:38	4-10	0-0	1-2	5-4-9	3	0	0	5	0	9
<b>NORTH CAROLINA A&amp;T</b>	*	19:45	2-3	0-0	0-0	1-6-7	1	2	1	0	0	4
at #2/2 Virginia	*	21:51	5-7	0-0	0-0	1-5-6	3	1	1	0	0	10
<b>MCNEESE</b>	*	22:47	2-3	0-0	0-0	2-6-8	1	0	1	0	1	4
* at Tulsa	*	26:03	7-7	0-0	1-2	5-4-9	1	1	0	0	2	15
<b>* UCF</b>	*	33:49	5-10	0-0	2-2	4-1-5	2	1	0	1	0	12
<b>* SMU</b>	*	20:53	3-5	0-0	5-6	1-7-8	4	2	2	0	2	11
* at Cincinnati	*	33:38	7-16	0-1	0-0	4-7-11	4	1	0	0	2	14
<b>* SOUTH FLORIDA</b>	*	17:38	0-1	0-0	3-4	1-2-3	4	0	1	0	0	3
* at Tulane	*	31:10	6-9	0-0	3-4	2-4-6	1	2	2	2	1	15
<b>* TEMPLE</b>	*	27:22	3-3	0-0	2-4	2-3-5	5	1	2	2	1	8
* at UCF	*	30:19	5-9	0-0	0-0	3-6-0	2	0	2	1	0	10
<b>* CINCINNATI</b>	*	22:42	7-9	0-0	0-0	2-4-6	3	0	0	1	0	14
* at Wichita State	*	16:56	4-5	0-0	2-3	1-5-6	4	1	0	1	0	10
* at Temple	*	21:04	5-7	0-0	2-3	0-3-3	4	1	1	4	0	12
<b>* TULSA</b>	*	23:41	2-4	0-0	2-3	4-6-10	0	1	0	0	0	6
* at SMU	*	25:41	4-4	0-0	0-0	3-7-10	4	0	2	1	1	8
<b>* MEMPHIS</b>	*	33:										



## #21 EMANUEL SHARP

Guard

6-3 • 210 • r-Junior-2L (RS '21-22)

Tampa, Fla. (Bishop McLaughlin School)

Integrated Studies

emanuelsharp\_

### CAREER HIGHS

#### Points

30, vs. (9) Texas A&M (3/24/24)

#### Field Goals Made

8, vs. (9) Texas A&M (3/24/24)

#### Field Goal Attempts

17, vs. rv/rv Texas A&M (12/16/23)

#### 3-Point Field Goals Made

7, vs. (9) Texas A&M (3/24/24)

#### 3-Point Field Goal Attempts

14, vs. (9) Texas A&M (3/24/24)

#### Free Throws Made

11, vs. Texas State (12/21/23)

#### Free Throw Attempts

11, vs. Texas State (12/21/23)

#### Rebounds

10, vs. SMU (1/5/23)

#### Offensive Rebounds

5, vs. rv/rv Texas A&M (12/16/23)

#### Defensive Rebounds

8, at rv/rv Texas (1/29/24)

8, vs. SMU (1/5/23)

#### Assists

4, vs. Troy (12/10/24)

4, vs. Notre Dame (11/27/24)

4, at Xavier (12/1/23)

#### Steals

4, done four times; Most recently

vs. Louisiana (11/13/24)

#### Blocked Shots

1, done five times; Most recently vs.

vs. #13/14 (4) Duke (3/29/24)

#### Minutes Played

40:39, at rv/rv Texas (1/29/24)

### JUNIOR (2023-24)

Scored eight points with two 3-pointers and added two steals with a rebound in charity exhibition win vs. #13/15 Texas A&M (10/27)... Made his regular-season debut in season-opening win over Jackson State inside Fertitta Center... Finished with seven points and grabbed a rebound against the Tigers (11/4)... Posted 13 points with a team-high three 3-pointers against #11/11 Auburn in Mattress Firm Battleground 2k24 inside Toyota Center (11/9)... Posted 11 points with two 3-pointers, five rebounds and a game-high-tying four steals in home win over Louisiana (11/13)... Scored 16 points, thanks to 5-of-5 shooting from behind the arc, and grabbed two rebounds with two assists and a pair of steals in home win over Hofstra (11/22)... Finished with 14 points and six rebounds against #9/9 Alabama during first day of Players Era Festival inside MGM Grand Garden Arena in Las Vegas... Saw his streak of 10 consecutive 3-pointers made end in first half (11/26)... Led Cougars with 17 points on 6-of-13 shooting and grabbed three rebounds with a pair

of assists against Notre Dame during second day of Players Era Festival (11/27)... Led all players with 23, thanks to four 3-pointers and 9-of-9 shooting from the free throw line against San Diego State during Players Era Festival Third-Place Game (11/30)... Posted 16 points on 6-of-10 shooting from field, including 4-of-7 from behind the arc, against Butler during Big 12-Big East Challenge... Added two rebounds and an assist against the Bulldogs (12/7)... Posted 14 points with four rebounds, four assists and three steals in home win over Troy (12/10)... Finished with 13 points and grabbed five rebounds with a pair of steals in home win over Toledo (12/18)... Led all players with 18 points and dished out a pair of assists in home win over Texas A&M-Corpus Christi (12/21)... Led all players with 18 points and led Cougars with four 3-pointers in home win over BYU (1/4)... Buried four 3-pointers on the way to a team-high 14 points and swiped three steals with a pair of rebounds in home win over TCU (1/6)... Led Cougars with 15 points on 5-of-8 shooting, including 3-of-6 from the arc, in road win at Kansas State... Added four rebounds, three assists and a steal against the Wildcats (1/11)... Finished with 14 points, thanks to three 3-pointers and grabbed three rebounds with an assist in home win over rv/#25 West Virginia (1/15).

### 2024-25 GAME-BY-GAME STATISTICS (14-3 • 6-0 Big 12)

Date	Opponent	GS	Min	FG-A	3FG-FGA	FT-FTA	OR-DR	Tot	PF	A	TO	Blk	Stl	Pts
11/4/24	JACKSON STATE	*	18:14	3-7	1-2	0-0	1-0	1	2	0	1	0	0	7
11/9/24	vs. #11/11 Auburn	*	35:31	3-9	3-6	4-4	0-2	2	0	0	2	0	1	13
11/13/24	LOUISIANA	*	19:52	3-5	2-2	3-4	1-4	5	1	1	1	0	4	11
11/22/24	rv/- HOFSTRA	*	19:30	5-6	5-5	1-2	1-1	2	4	2	0	0	2	16
11/26/24	vs. #9/9 Alabama	*	29:40	3-11	2-6	6-8	0-6	6	5	1	1	0	1	14
11/27/24	vs. Notre Dame	*	34:08	6-13	3-9	2-2	1-3	4	3	4	1	0	0	17
11/30/24	vs. San Diego State	*	35:31	5-15	4-8	9-9	0-2	2	3	1	1	0	1	23
12/7/24	BUTLER	*	29:06	6-10	4-7	0-0	0-2	2	3	1	0	0	0	16
12/10/24	TROY	*	28:35	4-9	2-5	4-4	0-4	4	3	4	0	0	3	14
12/18/24	TOLEDO	*	20:28	4-10	1-6	4-4	1-4	5	1	0	1	0	2	13
12/21/24	TEXAS A&M-CORPUS CHRISTI	*	18:38	3-6	3-5	9-9	0-0	0	2	2	2	0	0	18
12/30/24	* at Oklahoma State	*	22:10	1-4	0-2	0-0	0-2	2	1	1	0	0	0	2
1/4/25	* BYU	*	20:07	5-9	4-8	4-4	0-3	3	3	1	0	0	1	18
1/6/25	* TCU	*	26:26	5-9	4-7	0-0	0-2	2	2	0	0	0	3	14
1/11/25	* at Kansas State	*	31:20	5-8	3-6	2-2	0-4	4	2	1	0	0	3	15
1/15/25	* rv/#25 WEST VIRGINIA	*	31:59	4-9	3-8	3-3	0-3	3	0	1	1	0	0	14
1/18/25	* at UCF	*	28:27	4-11	1-6	0-0	0-4	4	4	0	2	0	1	9
1/21/25	* UTAH		--	--	--	--	--	--	--	--	--	--	--	--
1/25/25	* at Kansas		--	--	--	--	--	--	--	--	--	--	--	--
1/29/25	* at West Virginia		--	--	--	--	--	--	--	--	--	--	--	--
2/1/25	* TEXAS TECH		--	--	--	--	--	--	--	--	--	--	--	--
2/4/25	* OKLAHOMA STATE		--	--	--	--	--	--	--	--	--	--	--	--
2/8/25	* at Colorado		--	--	--	--	--	--	--	--	--	--	--	--
2/10/25	* BAYLOR		--	--	--	--	--	--	--	--	--	--	--	--
2/15/25	* at Arizona		--	--	--	--	--	--	--	--	--	--	--	--
2/18/25	* at Arizona State		--	--	--	--	--	--	--	--	--	--	--	--
2/22/25	* IOWA STATE		--	--	--	--	--	--	--	--	--	--	--	--
2/24/25	* at Texas Tech		--	--	--	--	--	--	--	--	--	--	--	--
3/1/25	* CINCINNATI		--	--	--	--	--	--	--	--	--	--	--	--
3/13/25	* KANSAS		--	--	--	--	--	--	--	--	--	--	--	--
3/8/25	* at Baylor		--	--	--	--	--	--	--	--	--	--	--	--
TBA	TBA		--	--	--	--	--	--	--	--	--	--	--	--

### CAREER STATISTICS

Year	W-L	GP-GS	MP	FG-FGA	Pct	3P-A	Pct	FT-FTA	Pct	Off-Def	Reb - Avg	PF-DQ	Ast	TO	Blk	Stl	Pts - Avg
2021-22	0-0									Redshirt							
2022-23	30-3	33-0	515	58-159	.365	43-124	.347	37-42	.881	20-54	74 - 2.2	72-1	16	26	2	10	196 - 5.9
2023-24	32-5	37-32	1,043	135-362	.373	82-223	.368	114-134	.851	35-96	131 - 3.5	95-2	34	40	3	55	466 - 12.6
2024-25	14-3	17-17	450	69-151	.457	45-98	.459	51-55	.927	5-46	51 - 3.0	39-1	20	13	0	22	234 - 13.8
<b>Totals</b>	<b>76-11</b>	<b>87-49</b>	<b>2,008</b>	<b>262-672</b>	<b>.390</b>	<b>170-445</b>	<b>.382</b>	<b>202-231</b>	<b>.874</b>	<b>60-196</b>	<b>256 - 2.9</b>	<b>206-4</b>	<b>70</b>	<b>79</b>	<b>5</b>	<b>87</b>	<b>896 - 10.3</b>

**SHARP'S 2023-24 GAME-BY-GAME (32-5 • 15-3 Big 12)**

Opponent	Date	GS	Min	FG-A	3FG-A	FT-A	Off-Def	Tot	PF	A	TO	Blk	Stl	Pts
<b>ULM</b>	<b>11/6/23</b>	*	<b>20:56</b>	<b>5-9</b>	<b>4-8</b>	<b>6-8</b>	<b>0-0</b>	<b>0</b>	<b>1</b>	<b>0</b>	<b>1</b>	<b>0</b>	<b>0</b>	<b>20</b>
<b>TEXAS A&amp;M-CORPUS CHRISTI</b>	<b>11/11/23</b>	*	<b>21:51</b>	<b>3-8</b>	<b>2-5</b>	<b>3-3</b>	<b>2-1</b>	<b>3</b>	<b>3</b>	<b>2</b>	<b>1</b>	<b>0</b>	<b>0</b>	<b>11</b>
<b>STETSON</b>	<b>11/13/23</b>	*	<b>22:21</b>	<b>1-5</b>	<b>0-4</b>	<b>5-7</b>	<b>2-3</b>	<b>5</b>	<b>1</b>	<b>1</b>	<b>2</b>	<b>1</b>	<b>0</b>	<b>7</b>
vs. Towson	11/16/23		18:12	4-7	3-5	3-3	0-3	3	2	0	1	0	0	14
vs. Utah	11/17/23		27:45	6-13	1-4	2-3	2-4	6	1	0	1	0	3	15
vs. Dayton	11/19/23		20:27	2-10	0-5	0-0	0-2	2	2	1	0	0	1	4
<b>MONTANA</b>	<b>11/24/23</b>		<b>19:18</b>	<b>3-5</b>	<b>2-3</b>	<b>3-4</b>	<b>3-3</b>	<b>6</b>	<b>0</b>	<b>0</b>	<b>1</b>	<b>0</b>	<b>2</b>	<b>11</b>
at Xavier	12/1/23		36:20	2-12	1-6	5-6	0-2	2	1	4	0	0	3	10
<b>RICE</b>	<b>12/6/23</b>	*	<b>17:23</b>	<b>4-8</b>	<b>2-6</b>	<b>2-2</b>	<b>1-3</b>	<b>4</b>	<b>1</b>	<b>3</b>	<b>2</b>	<b>0</b>	<b>1</b>	<b>12</b>
<b>JACKSON STATE</b>	<b>12/9/23</b>	*	<b>22:04</b>	<b>6-13</b>	<b>5-9</b>	<b>8-10</b>	<b>1-2</b>	<b>3</b>	<b>2</b>	<b>1</b>	<b>1</b>	<b>0</b>	<b>3</b>	<b>25</b>
vs. rv/rv Texas A&M	12/16/23	*	35:23	7-17	5-13	2-2	5-1	6	2	0	2	0	1	21
<b>TEXAS STATE</b>	<b>12/21/23</b>	*	<b>27:04</b>	<b>2-10</b>	<b>2-9</b>	<b>11-11</b>	<b>1-2</b>	<b>3</b>	<b>2</b>	<b>1</b>	<b>1</b>	<b>0</b>	<b>4</b>	<b>17</b>
<b>PENN</b>	<b>12/30/23</b>	*	<b>27:57</b>	<b>5-10</b>	<b>2-5</b>	<b>0-0</b>	<b>2-2</b>	<b>4</b>	<b>3</b>	<b>1</b>	<b>1</b>	<b>0</b>	<b>1</b>	<b>12</b>
* <b>WEST VIRGINIA</b>	<b>1/6/24</b>	*	<b>20:52</b>	<b>3-4</b>	<b>1-2</b>	<b>1-1</b>	<b>2-5</b>	<b>7</b>	<b>3</b>	<b>0</b>	<b>2</b>	<b>0</b>	<b>3</b>	<b>8</b>
* at rv/rv Iowa State	1/9/24	*	37:04	6-12	5-10	3-4	1-4	5	4	0	1	0	1	20
* at rv/rv TCU	1/13/24	*	28:54	2-7	1-4	3-4	0-0	0	4	1	1	0	3	8
* <b>#25/25 TEXAS TECH</b>	<b>1/17/24</b>	*	<b>20:57</b>	<b>3-8</b>	<b>2-5</b>	<b>0-0</b>	<b>0-3</b>	<b>3</b>	<b>3</b>	<b>0</b>	<b>1</b>	<b>0</b>	<b>0</b>	<b>8</b>
* <b>UCF</b>	<b>1/20/24</b>	*	<b>19:33</b>	<b>0-7</b>	<b>0-3</b>	<b>2-2</b>	<b>0-1</b>	<b>1</b>	<b>5</b>	<b>0</b>	<b>0</b>	<b>0</b>	<b>0</b>	<b>2</b>
* at #21/19 BYU	1/23/24	*	25:17	1-6	0-2	7-9	4-5	9	2	1	2	0	2	9
* <b>rv/rv KANSAS STATE</b>	<b>1/27/24</b>	*	<b>30:57</b>	<b>3-15</b>	<b>2-8</b>	<b>1-2</b>	<b>2-4</b>	<b>6</b>	<b>1</b>	<b>2</b>	<b>1</b>	<b>0</b>	<b>3</b>	<b>9</b>
* at rv/rv Texas	1/29/24	*	40:39	3-8	3-6	4-4	0-8	8	0	2	2	0	1	13
* at #8/9 Kansas	2/3/24	*	31:23	4-14	3-9	0-0	0-1	1	2	1	0	0	0	11
* <b>OKLAHOMA STATE</b>	<b>2/6/24</b>	*	<b>29:00</b>	<b>6-11</b>	<b>3-5</b>	<b>1-2</b>	<b>1-3</b>	<b>4</b>	<b>4</b>	<b>1</b>	<b>2</b>	<b>0</b>	<b>0</b>	<b>16</b>
* at Cincinnati	2/10/24	*	34:01	3-7	1-3	2-2	1-5	6	2	0	1	0	1	9
* <b>rv/- TEXAS</b>	<b>2/17/24</b>	*	<b>26:29</b>	<b>5-11</b>	<b>1-5</b>	<b>4-4</b>	<b>0-3</b>	<b>3</b>	<b>4</b>	<b>1</b>	<b>0</b>	<b>0</b>	<b>4</b>	<b>15</b>
* <b>#6/6 IOWA STATE</b>	<b>2/19/24</b>	*	<b>29:33</b>	<b>5-13</b>	<b>2-7</b>	<b>8-9</b>	<b>0-1</b>	<b>1</b>	<b>2</b>	<b>0</b>	<b>0</b>	<b>0</b>	<b>4</b>	<b>20</b>
* at #11/11 Baylor	2/24/24	*	32:58	5-12	2-6	6-6	0-2	2	4	1	2	0	2	18
* <b>CINCINNATI</b>	<b>2/27/24</b>	*	<b>35:30</b>	<b>3-12</b>	<b>3-8</b>	<b>2-2</b>	<b>1-3</b>	<b>4</b>	<b>4</b>	<b>0</b>	<b>1</b>	<b>0</b>	<b>2</b>	<b>11</b>
* at rv/rv Oklahoma	3/2/24	*	26:34	4-8	3-5	0-0	1-2	3	4	1	1	0	0	11
* at UCF	3/6/24	*	29:40	1-7	1-4	1-2	1-2	3	4	1	1	0	2	4
* <b>#14/15 KANSAS</b>	<b>3/9/24</b>	*	<b>31:53</b>	<b>3-7</b>	<b>3-7</b>	<b>0-0</b>	<b>1-4</b>	<b>5</b>	<b>3</b>	<b>2</b>	<b>1</b>	<b>0</b>	<b>1</b>	<b>9</b>
vs. (8) TCU	3/14/24	*	33:47	4-12	2-7	4-4	0-4	4	3	1	1	0	0	14
vs. #25/23 (4) Texas Tech	3/15/24	*	37:29	5-12	4-8	3-3	1-3	4	4	2	2	0	0	17
vs. #7/8 (2) Iowa State	3/16/24	*	24:59	2-9	1-5	0-0	0-0	0	4	1	1	0	3	5
vs. (16) Longwood	3/22/24	*	28:31	4-10	3-6	2-4	0-1	1	2	0	2	0	1	13
vs. (9) Texas A&M	3/24/24	*	34:15	8-16	7-14	7-8	0-3	3	5	1	1	1	2	30
vs. #13/14 (4) Duke	3/29/24	*	35:43	2-7	0-2	3-3	0-1	1	1	1	0	1	1	7

**SHARP'S 2022-23 GAME-BY-GAME (30-3 • 17-1 American)**

Opponent	Date	GS	Min	FG-A	3FG-A	FT-A	Off-Def	Tot	PF	A	TO	Blk	Stl	Pts
<b>NORTHERN COLORADO</b>	<b>11/7/22</b>		<b>7:41</b>	<b>4-7</b>	<b>3-5</b>	<b>0-0</b>	<b>2-0</b>	<b>2</b>	<b>3</b>	<b>1</b>	<b>0</b>	<b>0</b>	<b>1</b>	<b>11</b>
vs. Saint Joseph's	11/11/22		3:14	0-1	0-1	0-0	0-1	1	0	0	1	0	0	0
<b>ORAL ROBERTS</b>	<b>11/14/22</b>		<b>11:47</b>	<b>2-2</b>	<b>0-0</b>	<b>2-2</b>	<b>0-2</b>	<b>2</b>	<b>2</b>	<b>0</b>	<b>3</b>	<b>0</b>	<b>0</b>	<b>6</b>
<b>TEXAS SOUTHERN</b>	<b>11/16/22</b>		<b>6:33</b>	<b>0-1</b>	<b>0-1</b>	<b>0-0</b>	<b>0-0</b>	<b>0</b>	<b>1</b>	<b>1</b>	<b>0</b>	<b>0</b>	<b>0</b>	<b>0</b>
at rv/rv Oregon	11/20/22		DNP – Coach's Decision											
<b>KENT STATE</b>	<b>11/26/22</b>		DNP – Coach's Decision											
<b>NORFOLK STATE</b>	<b>11/29/22</b>		<b>19:01</b>	<b>1-6</b>	<b>1-4</b>	<b>0-0</b>	<b>1-1</b>	<b>2</b>	<b>0</b>	<b>0</b>	<b>1</b>	<b>0</b>	<b>0</b>	<b>3</b>
vs. -/rv Saint Mary's (Calif.)	12/3/22		DNP – Coach's Decision											
<b>NORTH FLORIDA</b>	<b>12/6/22</b>		<b>19:14</b>	<b>3-5</b>	<b>3-5</b>	<b>0-0</b>	<b>0-0</b>	<b>0</b>	<b>0</b>	<b>0</b>	<b>1</b>	<b>0</b>	<b>0</b>	<b>9</b>
<b>#8/10 ALABAMA</b>	<b>12/10/22</b>		DNP – Coach's Decision											
<b>NORTH CAROLINA A&amp;T</b>	<b>12/13/22</b>		<b>25:39</b>	<b>3-5</b>	<b>1-3</b>	<b>3-3</b>	<b>0-3</b>	<b>3</b>	<b>3</b>	<b>2</b>	<b>3</b>	<b>0</b>	<b>0</b>	<b>10</b>
at #2/2 Virginia	12/17/22		9:26	0-2	0-2	0-0	0-1	1	1	0	1	0	0	0
<b>MCNEESE</b>	<b>12/21/22</b>		<b>19:11</b>	<b>6-10</b>	<b>6-10</b>	<b>0-0</b>	<b>2-1</b>	<b>3</b>	<b>0</b>	<b>1</b>	<b>1</b>	<b>0</b>	<b>0</b>	<b>18</b>
* at Tulsa	12/28/22		20:17	4-7	3-5	3-3	0-4	4	4	0	4	0	0	14
* <b>UCF</b>	<b>12/31/22</b>		<b>8:25</b>	<b>0-2</b>	<b>0-1</b>	<b>0-0</b>	<b>0-2</b>	<b>2</b>	<b>0</b>	<b>0</b>	<b>0</b>	<b>0</b>	<b>0</b>	<b>0</b>
* <b>SMU</b>	<b>1/5/23</b>		<b>23:31</b>	<b>1-9</b>	<b>1-7</b>	<b>3-3</b>	<b>2-8</b>	<b>10</b>	<b>3</b>	<b>0</b>	<b>0</b>	<b>0</b>	<b>0</b>	<b>6</b>
* at Cincinnati	1/8/23		4:07	0-1	0-1	0-0	0-0	0	0	0	0	0	0	0
* <b>SOUTH FLORIDA</b>	<b>1/11/23</b>		<b>14:51</b>	<b>3-6</b>	<b>2-5</b>	<b>0-0</b>	<b>0-0</b>	<b>0</b>	<b>3</b>	<b>0</b>	<b>1</b>	<b>0</b>	<b>0</b>	<b>8</b>
* at Tulane	1/17/23		13:15	1-2	1-2	3-3	0-1	1	3	1	2	0	2	6
* <b>TEMPLE</b>	<b>1/22/23</b>		<b>11:56</b>	<b>1-2</b>	<b>1-2</b>	<b>0-0</b>	<b>1-0</b>	<b>1</b>	<b>2</b>	<b>0</b>	<b>1</b>	<b>0</b>	<b>0</b>	<b>3</b>
* at UCF	1/25/23		23:38	5-7	4-6	4-4	0-3	3	3	0	0	1	0	18
* <b>CINCINNATI</b>	<b>1/28/23</b>		<b>23:51</b>	<b>1-5</b>	<b>1-5</b>	<b>2-3</b>	<b>0-2</b>	<b>2</b>	<b>1</b>	<b>1</b>	<b>1</b>	<b>0</b>	<b>0</b>	<b>5</b>
* at Wichita State	2/2/23		6:22	0-2	0-2	0-0	0-1	1	2	0	0	0	0	0
* at Temple	2/5/23		19:33	2-4	1-3	1-2	1-2	3	2	0	0	0	0	6
* at SMU	2/16/23		22:33	2-8	2-6	1-2	3-2	5	3	2	1	1	0	7
* <b>MEMPHIS</b>	<b>2/19/23</b>		<b>15:49</b>	<b>1-7</b>	<b>0-4</b>	<b>0-0</b>	<b>0-0</b>	<b>0</b>	<b>3</b>	<b>1</b>	<b>0</b>	<b>0</b>	<b>2</b>	<b>2</b>
* <b>TULANE</b>	<b>2/22/23</b>		<b>17:18</b>	<b>1-8</b>	<b>1-6</b>	<b>2-2</b>	<b>3-2</b>	<b>5</b>	<b>2</b>	<b>2</b>	<b>1</b>	<b>0</b>	<b>1</b>	<b>5</b>
* at East Carolina	2/25/23		17:29	0-2	0-1	0-0	1-1	2	3	1	1	0	1	0
* <b>WICHITA STATE</b>	<b>3/2/23</b>		<b>10:15</b>	<b>1-3</b>	<b>1-3</b>	<b>4-4</b>	<b>1-1</b>	<b>2</b>	<b>3</b>	<b>1</b>	<b>1</b>	<b>0</b>	<b>0</b>	<b>7</b>
* at Memphis	3/5/23		14:16	2-4	1-3	0-0	0-0	0	2	0	1	0	0	5
vs. (9) East Carolina	3/10/23		18:09	1-6	1-4	1-2	0-2	2	4	0	0	0	1	4
vs. (4) Cincinnati	3/11/23		22:42	1-5	0-2	0-0	0-3	3	4	0	0	0	0	2
vs. (2) Memphis	3/12/23		12:37	1-5	1-5	0-0	2-0	2	2	0	0	0	0	3
vs. (16) Northern Kentucky	3/16/23		22:43	3-4	2-3	2-2	0-1	1	3	1	0	0	0	10
vs. (9) Auburn	3/18/23		12:54	1-4	1-3	4-5	0-4	4	2	0	0	0	1	7
vs. #16/15 (5) Miami (Fla.)	3/24/23		17:30	3-8	2-6	0-0	0-2	2	3	0	0	0	0	8

**SHARP'S 2021-22 GAME-BY-GAME (0-0 • 0-0 American)**

Opponent	Date	GS	Min	FG-A	3FG-A	FT-A	Off-Def	Tot	PF	A	TO	Blk	Stl	Pts
Sat out as a redshirt														



## #11 JOSEPH TUGLER

Forward

6-8 • 230 • Sophomore-1L

Monroe, La. (Cypress Falls HS)

Undeclared Major

📷 joseph\_tugler X joseph\_tugler

### CAREER HIGHS

**Points**

17, vs. Hofstra (11/22/24)

**Field Goals Made**

6, vs. Hofstra (11/22/24)

**Field Goal Attempts**

9, at Kansas State (1/11/25)

**3-Point Field Goals Made**

2, vs. Hofstra (11/22/24)

**3-Point Field Goal Attempts**

2, vs. #9/9 Alabama (11/26/24)

2, vs. Hofstra (11/22/24)

**Free Throws Made**

6, vs. #11/11 Auburn (11/9/24)

**Free Throw Attempts**

8, vs. #11/11 Auburn (11/9/24)

**Rebounds**

10, at Kansas State (1/11/25)

**Offensive Rebounds**

5, done four times; Most recently at Kansas State (1/11/25)

**Defensive Rebounds**

6, vs. Butler (12/7/24)

6, vs. #9/9 Alabama (11/26/24)

**Assists**

4, vs. Hofstra (11/22/24)

**Steals**

4, vs. Rice (12/6/23)

**Blocked Shots**

8, vs. #9/9 Alabama (11/26/24)

**Minutes Played**

30:58, vs. #9/9 Alabama (11/26/24)

### SOPHOMORE (2024-25)

Grabbed nine rebounds, including a game-high eight offensive boards, and added two blocks and a pair of steals in charity exhibition win vs. #13/15 Texas A&M (10/27)... Tied for team lead with five points and led Cougars with three blocked shots in season-opening win vs. Jackson State inside Fertitta Center... Added five points against the Tigers (11/4)... Scored 10 points, tied for lead with seven rebounds and blocked two shots against #11/11 Auburn in Mattress Firm Battleground 2k24 inside Toyota Center (11/9)... Led all players with four offensive rebounds in home win over Louisiana (11/13)... Led the Cougars with 17 points on 6-of-6 shooting from the field and grabbed four rebounds with four

assists in home win over Hofstra.. Also drained a pair of 3-pointers and blocked a shot against the Pride (11/22)... Blocked a game-high eight shots and added eight rebounds with two points and a pair of assists against #9/9 Alabama during first day of Players Era Festival inside MGM Grand Garden Arena in Las Vegas (11/26)... Became only sixth Cougar in school history to block 8+ shots in a game... Grabbed nine rebounds, including five offensive boards, and added two points and three assists against San Diego State during Players Era Festival Third-Place Game (11/30)... Scored 13 points on 5-of-6 shooting from the field and grabbed three rebounds with three blocks, two steals and an assist in home win over Toledo (12/18)... Grabbed seven rebounds and tied for team lead with four blocks in home win over Texas A&M-Corpus Christi (12/21)... Tied for team lead with six rebounds, including four offensive boards, and added three points with two assists, three blocks and a steal in home win over TCU (1/6)... Posted first double-double of career with 13 points and 10 rebounds in road win at Kansas State... Added two assists and a pair of blocked shots against the Wildcats (1/11)... Led all players with four offensive rebounds and two blocks in home win over rv/#25 West Virginia (1/15).

### 2024-25 GAME-by-GAME STATISTICS (13-3 • 5-0 Big 12)

Date	Opponent	GS	Min	FG-A	3FG-FGA	FT-FTA	OR-DR	Tot	PF	A	TO	Blk	Stl	Pts
11/4/24	JACKSON STATE	*	25:27	2-4	1-1	0-0	3-4	7	2	1	1	3	1	5
11/9/24	vs. #11/11 Auburn		31:07	2-4	0-1	6-8	4-3	7	4	0	0	2	2	10
11/13/24	LOUISIANA		17:13	1-3	0-0	0-4	4-1	5	3	0	1	1	1	2
11/22/24	rv/- HOFSTRA		16:48	6-6	2-2	3-5	3-1	4	1	4	0	1	0	17
11/26/24	vs. #9/9 Alabama		30:58	1-5	0-2	0-1	2-6	8	4	2	2	8	1	2
11/27/24	vs. Notre Dame		10:54	3-5	0-0	0-2	00-3	3	4	1	1	0	1	6
11/30/24	vs. San Diego State		27:50	1-6	0-0	0-0	5-4	9	2	3	2	0	0	2
12/7/24	BUTLER	*	18:59	3-4	0-0	0-0	2-6	8	3	0	2	2	0	6
12/10/24	TROY	*	14:08	1-3	0-0	0-0	4-2	6	4	0	0	3	0	2
12/18/24	TOLEDO	*	16:10	5-6	0-0	3-3	2-1	3	3	1	2	3	2	13
12/21/24	TEXAS A&M-CORPUS CHRISTI	*	23:19	2-5	0-1	1-2	3-4	7	2	0	1	4	2	5
12/30/24	* at Oklahoma State		19:19	2-6	0-0	0-0	1-1	2	5	2	1	3	0	4
1/4/25	* BYU	*	18:27	1-1	0-0	3-4	3-2	5	5	0	3	2	0	5
1/6/25	* TCU	*	23:32	1-3	0-0	1-2	4-2	6	2	2	2	3	1	3
1/11/25	* at Kansas State		25:31	5-9	0-1	3-6	5-5	10	3	2	1	2	0	13
1/15/25	* rv/#25 WEST VIRGINIA	*	19:56	0-1	0-0	0-0	4-1	5	4	0	0	2	2	0
1/18/25	* at UCF		12:23	1-2	0-0	0-0	0-2	2	3	0	1	1	0	2
1/21/25	* UTAH		---	---	---	---	---	---	---	---	---	---	---	---
1/25/25	* at Kansas		---	---	---	---	---	---	---	---	---	---	---	---
1/29/25	* at West Virginia		---	---	---	---	---	---	---	---	---	---	---	---
2/1/25	* TEXAS TECH		---	---	---	---	---	---	---	---	---	---	---	---
2/4/25	* OKLAHOMA STATE		---	---	---	---	---	---	---	---	---	---	---	---
2/8/25	* at Colorado		---	---	---	---	---	---	---	---	---	---	---	---
2/10/25	* BAYLOR		---	---	---	---	---	---	---	---	---	---	---	---
2/15/25	* at Arizona		---	---	---	---	---	---	---	---	---	---	---	---
2/18/25	* at Arizona State		---	---	---	---	---	---	---	---	---	---	---	---
2/22/25	* IOWA STATE		---	---	---	---	---	---	---	---	---	---	---	---
2/24/25	* at Texas Tech		---	---	---	---	---	---	---	---	---	---	---	---
3/1/25	* CINCINNATI		---	---	---	---	---	---	---	---	---	---	---	---
3/13/25	* KANSAS		---	---	---	---	---	---	---	---	---	---	---	---
3/8/25	* at Baylor		---	---	---	---	---	---	---	---	---	---	---	---
TBA	TBA		---	---	---	---	---	---	---	---	---	---	---	---

### CAREER STATISTICS

Year	W-L	GP-GS	MP	FG-FGA	Pct	3P-A	Pct	FT-FTA	Pct	Off-Def	Reb - Avg	PF-DQ	Ast	TO	Blk	Stl	Pts - Avg
2023-24	25-3	28-1	448	43-78	.551	0-2	.000	19-41	.463	53-62	115 - 4.1	85-2	8	13	30	26	105 - 3.8
2024-25	14-3	17-11	352	37-73	.507	3-8	.375	20-37	.541	49-48	97 - 5.7	54-2	18	20	40	13	97 - 5.7
<b>Totals</b>	<b>39-6</b>	<b>45-12</b>	<b>800</b>	<b>80-151</b>	<b>.530</b>	<b>3-10</b>	<b>.300</b>	<b>39-78</b>	<b>.500</b>	<b>102-110</b>	<b>212 - 4.7</b>	<b>139-4</b>	<b>26</b>	<b>33</b>	<b>70</b>	<b>39</b>	<b>202 - 4.5</b>

**TUGLER'S 2022-23 GAME-BY-GAME (25-3 • 12-3 Big 12)**

Opponent	Date	GS	Min	FG-A	3FG-A	FT-A	Off-Def	Tot	PF	A	TO	Blk	Stl	Pts
<b>ULM</b>	<b>11/6/23</b>		<b>12:25</b>	<b>1-2</b>	<b>0-0</b>	<b>0-0</b>	<b>4-2</b>	<b>6</b>	<b>3</b>	<b>1</b>	<b>1</b>	<b>1</b>	<b>0</b>	<b>2</b>
<b>TEXAS A&amp;M-CORPUS CHRISTI</b>	<b>11/11/23</b>		<b>20:56</b>	<b>1-3</b>	<b>0-1</b>	<b>0-0</b>	<b>1-2</b>	<b>3</b>	<b>4</b>	<b>1</b>	<b>0</b>	<b>3</b>	<b>0</b>	<b>2</b>
<b>STETSON</b>	<b>11/13/23</b>		<b>15:38</b>	<b>1-2</b>	<b>0-0</b>	<b>0-0</b>	<b>1-3</b>	<b>4</b>	<b>2</b>	<b>1</b>	<b>0</b>	<b>1</b>	<b>2</b>	<b>2</b>
vs. Towson	11/16/23		16:01	0-1	0-0	0-0	2-1	3	4	0	0	0	0	0
vs. Utah	11/17/23		10:01	1-1	0-0	2-6	1-0	1	3	0	0	0	1	4
vs. Dayton	11/19/23		11:11	1-1	0-0	1-2	0-1	1	3	0	0	1	0	3
<b>MONTANA</b>	<b>11/24/23</b>		<b>17:12</b>	<b>1-2</b>	<b>0-0</b>	<b>1-2</b>	<b>0-2</b>	<b>2</b>	<b>2</b>	<b>0</b>	<b>0</b>	<b>2</b>	<b>1</b>	<b>3</b>
at Xavier	12/1/23		12:39	3-4	0-0	0-0	3-3	6	5	0	1	2	1	6
<b>RICE</b>	<b>12/6/23</b>		<b>13:47</b>	<b>3-3</b>	<b>0-0</b>	<b>1-2</b>	<b>2-0</b>	<b>2</b>	<b>3</b>	<b>0</b>	<b>3</b>	<b>1</b>	<b>4</b>	<b>7</b>
<b>JACKSON STATE</b>	<b>12/9/23</b>		<b>23:01</b>	<b>0-0</b>	<b>0-0</b>	<b>1-2</b>	<b>5-4</b>	<b>9</b>	<b>3</b>	<b>0</b>	<b>0</b>	<b>1</b>	<b>3</b>	<b>1</b>
vs. rv/rv Texas A&M	12/16/23		21:25	2-4	0-0	0-0	3-2	5	3	1	0	3	0	4
<b>TEXAS STATE</b>	<b>12/21/23</b>		<b>19:15</b>	<b>2-5</b>	<b>0-0</b>	<b>0-0</b>	<b>3-1</b>	<b>4</b>	<b>2</b>	<b>0</b>	<b>0</b>	<b>2</b>	<b>1</b>	<b>4</b>
<b>PENN</b>	<b>12/30/23</b>	*	<b>21:08</b>	<b>5-7</b>	<b>0-0</b>	<b>3-6</b>	<b>3-4</b>	<b>7</b>	<b>3</b>	<b>1</b>	<b>0</b>	<b>2</b>	<b>2</b>	<b>13</b>
* <b>WEST VIRGINIA</b>	<b>1/6/24</b>		<b>17:47</b>	<b>2-4</b>	<b>0-0</b>	<b>2-2</b>	<b>1-4</b>	<b>5</b>	<b>4</b>	<b>0</b>	<b>1</b>	<b>0</b>	<b>2</b>	<b>6</b>
* at rv/rv Iowa State	1/9/24		17:03	1-1	0-0	1-2	1-4	5	5	0	1	0	0	3
* at rv/rv TCU	1/13/24		11:06	2-3	0-0	0-0	1-2	3	4	0	0	0	0	4
* <b>#25/25 TEXAS TECH</b>	<b>1/17/24</b>		<b>12:40</b>	<b>1-2</b>	<b>0-0</b>	<b>0-0</b>	<b>0-5</b>	<b>5</b>	<b>4</b>	<b>0</b>	<b>1</b>	<b>0</b>	<b>1</b>	<b>2</b>
* <b>UCF</b>	<b>1/20/24</b>		<b>14:42</b>	<b>0-1</b>	<b>0-0</b>	<b>0-1</b>	<b>4-1</b>	<b>5</b>	<b>3</b>	<b>1</b>	<b>0</b>	<b>2</b>	<b>1</b>	<b>0</b>
* at #21/19 BYU	1/23/24		10:58	1-3	0-0	1-4	1-3	4	2	0	1	1	1	3
* <b>rv/rv KANSAS STATE</b>	<b>1/27/24</b>		<b>16:00</b>	<b>2-2</b>	<b>0-0</b>	<b>3-6</b>	<b>0-3</b>	<b>3</b>	<b>4</b>	<b>0</b>	<b>0</b>	<b>1</b>	<b>1</b>	<b>7</b>
* at rv/rv Texas	1/29/24		19:22	2-4	0-0	0-0	4-1	5	3	0	0	2	0	4
* at #8/9 Kansas	2/3/24		33:47	3-7	0-0	2-2	5-3	8	3	0	2	1	2	8
* <b>OKLAHOMA STATE</b>	<b>2/6/24</b>		<b>13:33</b>	<b>1-4</b>	<b>0-0</b>	<b>0-0</b>	<b>3-3</b>	<b>6</b>	<b>4</b>	<b>0</b>	<b>0</b>	<b>1</b>	<b>1</b>	<b>2</b>
* at Cincinnati	2/10/24		19:36	2-3	0-0	1-2	1-2	3	3	2	0	2	0	5
* <b>rv/- TEXAS</b>	<b>2/17/24</b>		<b>13:31</b>	<b>1-1</b>	<b>0-0</b>	<b>0-2</b>	<b>1-2</b>	<b>3</b>	<b>3</b>	<b>0</b>	<b>1</b>	<b>1</b>	<b>1</b>	<b>2</b>
* <b>#6/6 IOWA STATE</b>	<b>2/19/24</b>		<b>11:20</b>	<b>0-3</b>	<b>0-1</b>	<b>0-0</b>	<b>0-2</b>	<b>2</b>	<b>1</b>	<b>0</b>	<b>1</b>	<b>0</b>	<b>1</b>	<b>0</b>
* at #11/11 Baylor	2/24/24		12:39	3-3	0-0	0-0	1-2	3	1	0	0	0	0	6
* <b>CINCINNATI</b>	<b>2/27/24</b>		<b>9:38</b>	<b>1-2</b>	<b>0-0</b>	<b>0-0</b>	<b>2-0</b>	<b>2</b>	<b>1</b>	<b>0</b>	<b>0</b>	<b>0</b>	<b>0</b>	<b>2</b>

Sat out for the remainder of the season with a foot injury



## #7 MILOS UZAN

Guard

6-4 • 190 • Junior-TR

Las Vegas, Nev. (Oklahoma/Desert Pines HS)

Integrated Studies

[lossyuzan](#)

### CAREER HIGHS

#### Points

13, vs. Butler (12/7/24)  
13, vs. Louisiana (11/13/24)  
20, at #11/11 Kansas State (3/1/23)

#### Field Goals Made

6, vs. Butler (12/7/24)  
8, vs. Providence (12/5/23)

#### Field Goal Attempts

11, at UCF (1/18/25)  
11, vs. Butler (12/7/24)  
11, vs. Notre Dame (11/27/24)  
16, at #11/11 Kansas State (3/1/23)

#### 3-Point Field Goals Made

2, done seven times; Most recently vs. BYU (1/4/25)

3, done four times; Most recently vs. Arkansas-Pine Bluff (11/30/23)

#### 3-Point Field Goal Attempts

6, vs. BYU (1/4/25)  
9, at Oklahoma State (12/30/24)  
7, at Oklahoma State (2/24/24)  
7, at Kansas State (3/1/23)

#### Free Throws Made

3, vs. Toledo (12/18/24)  
3, vs. Kansas (2/17/24)  
3, vs. TCU (3/4/23)  
3, at Kansas State (3/1/23)

#### Free Throw Attempts

4, vs. Toledo (12/18/24)  
4, vs. Kansas (2/17/24)  
4, vs. TCU (3/4/23)

#### Rebounds

7, vs. rv/#25 West Virginia (1/15/25)  
7, vs. Jackson State (11/4/24)  
12, vs. Providence (12/5/23)

#### Offensive Rebounds

2, vs. Providence (12/5/23)  
2, vs. Iowa State (1/4/23)

#### Defensive Rebounds

7, vs. Jackson State (11/4/24)  
10, vs. Providence (12/5/23)

#### Assists

10, vs. Jackson State (11/4/24)  
10, at TCU (1/10/24)

#### Steals

4, vs. Jackson State (11/4/24)  
4, vs. Texas (1/23/24)  
4, vs. Providence (12/5/23)

#### Blocked Shots

1, at UCF (1/18/25)  
1, vs. Toledo (12/18/24)  
1, vs. Jackson State (11/4/24)  
2, at Iowa State (2/28/24)  
2, vs. Arkansas-Pine Bluff (11/30/23)  
2, vs. Nebraska (11/24/22)

#### Minutes Played

37:26, vs. Notre Dame (11/27/24)  
40:21, at Oklahoma State (2/24/24)

*indicates accomplished at Oklahoma*

### JUNIOR (2024-25)

Scored five points with four rebounds, two assists and a steal in charity exhibition win vs. #13/15 Texas A&M (10/27)... Flirted with a triple-double in his Houston regular-season debut vs. Jackson State inside Fertitta Center... Led all players with 10 assists and four steals, tied for game-high honors with seven rebounds and added eight points on 3-of-6 shooting against the Tigers (11/4)... Posted 10 points with two rebounds and a game-high four assists against #11/11 Auburn in Mattress Firm Battleground 2k24 inside Toyota Center (11/9)... Totaled 13 points on 5-of-9 shooting and led all players with five assists in home win over Louisiana (11/13)... Topped all players with six assists and added four points and five rebounds in home win over Hofstra (11/22)... Scored 10 points and dished out a game-high nine assists with three rebounds

and only one turnover against Notre Dame during second day of Players Era Festival inside MGM Grand Garden Arena in Las Vegas (11/27)... Scored 13 points and added three assists with two rebounds and a pair of steals against Butler during Big 12-Big East Challenge (12/7)... Dished out five assists without a turnover in home win over Troy (12/10)... Posted 10 points with five rebounds and four assists in home win over Toledo (12/18)... Finished with 12 points on 4-of-5 shooting and dished out six assists in home win over Texas A&M-Corpus Christi (12/21)... Totaled 12 points with six rebounds, four assists and two steals in road win at Oklahoma State (12/30)... Scored seven points and dished out a game-high eight assists with no turnovers in home win over BYU (1/4)... Posted nine points with three rebounds, three assists and three steals in home win over TCU (1/6)... Dished out four assists with no turnovers and led all players with seven rebounds to go with a pair of steals in home win over rv/#25 West Virginia (1/15)... Handed out a game-high five assists with eight points, three rebounds, a block and no turnovers in road win at UCF (1/18).

### 2024-25 GAME-BY-GAME STATISTICS (14-3 • 6-0 Big 12)

Date	Opponent	GS	Min	FG-A	3FG-FGA	FT-FTA	OR-DR	Tot	PF	A	TO	Blk	Stl	Pts
11/4/24	JACKSON STATE	*	25:38	3-6	2-4	0-0	0-7	7	1	10	2	1	4	8
11/9/24	vs. #11/11 Auburn	*	31:27	5-10	0-1	0-0	1-1	2	5	4	3	0	0	10
11/13/24	LOUISIANA	*	21:12	5-9	2-3	1-1	0-4	4	0	5	0	0	2	13
11/22/24	rv/- HOFSTRA	*	21:32	1-5	0-2	2-2	1-4	5	0	6	2	0	0	4
11/26/24	vs. #9/9 Alabama	*	11:51	2-5	1-1	0-0	1-0	1	5	1	2	0	0	5
11/27/24	vs. Notre Dame	*	37:26	4-11	2-5	0-0	0-3	3	0	9	1	0	1	10
11/30/24	vs. San Diego State	*	36:00	4-9	2-3	0-0	0-2	2	5	3	3	0	0	10
12/7/24	BUTLER	*	24:46	6-11	1-3	0-0	1-1	2	4	3	1	0	2	13
12/10/24	TROY	*	20:57	1-7	0-2	0-1	1-0	1	1	5	0	0	0	2
12/18/24	TOLEDO	*	26:45	3-13	1-7	3-4	0-5	5	1	4	1	1	1	10
12/21/24	TEXAS A&M-CORPUS CHRISTI	*	25:14	4-5	2-2	2-2	0-2	2	0	6	1	0	0	12
12/30/24	* at Oklahoma State	*	35:53	5-10	2-6	0-0	1-5	6	3	4	1	0	2	12
1/4/25	* BYU	*	31:04	2-9	2-6	1-2	0-2	2	0	8	0	0	2	7
1/6/25	* TCU	*	30:04	4-6	1-3	0-0	0-3	3	2	3	2	0	3	9
1/11/25	* at Kansas State	*	28:29	4-6	0-0	0-0	1-2	3	2	2	1	0	0	8
1/15/25	* rv/#25 WEST VIRGINIA	*	34:44	3-8	1-4	1-1	1-6	7	0	4	0	0	2	8
1/18/25	* at UCF													
1/21/25	* UTAH													
1/25/25	* at Kansas													
1/29/25	* at West Virginia													
2/1/25	* TEXAS TECH													
2/4/25	* OKLAHOMA STATE													
2/8/25	* at Colorado													
2/10/25	* BAYLOR													
2/15/25	* at Arizona													
2/18/25	* at Arizona State													
2/22/25	* IOWA STATE													
2/24/25	* at Texas Tech													
3/1/25	* CINCINNATI													
3/13/25	* KANSAS													
3/8/25	* at Baylor													
TBA	TBA													

### CAREER STATISTICS

Year	W-L	GP-GS	MP	FG-FGA	Pct	3P-A	Pct	FT-FTA	Pct	Off-Def	Reb - Avg	PF-DQ	Ast	TO	Blk	Stl	Pts - Avg
2022-23 (OU)	15-17	32-24	909	94-200	.470	29-71	.408	26-34	.765	6-81	87 - 2.7	68-1	96	69	6	24	243 - 7.6
2023-24 (OU)	20-12	32-32	1,015	114-291	.392	34-115	.296	25-37	.676	8-101	109 - 3.4	51-1	139	65	9	38	287 - 9.0
2024-25	14-3	17-17	486	60-141	.426	19-54	.352	10-13	.769	8-50	58 - 3.4	30-3	82	20	3	20	149 - 8.8
<b>UH Totals</b>	<b>14-3</b>	<b>17-17</b>	<b>486</b>	<b>60-141</b>	<b>.426</b>	<b>19-54</b>	<b>.352</b>	<b>10-13</b>	<b>.769</b>	<b>8-50</b>	<b>58 - 3.4</b>	<b>30-3</b>	<b>82</b>	<b>20</b>	<b>3</b>	<b>20</b>	<b>149 - 8.8</b>
<b>OU Totals</b>	<b>35-29</b>	<b>64-56</b>	<b>1,924</b>	<b>208-491</b>	<b>.424</b>	<b>63-186</b>	<b>.339</b>	<b>51-71</b>	<b>.718</b>	<b>14-182</b>	<b>196 - 3.1</b>	<b>119-2</b>	<b>235</b>	<b>134</b>	<b>15</b>	<b>62</b>	<b>530 - 8.3</b>
<b>Totals</b>	<b>49-32</b>	<b>81-73</b>	<b>2,416</b>	<b>268-632</b>	<b>.424</b>	<b>82-240</b>	<b>.342</b>	<b>61-84</b>	<b>.726</b>	<b>22-232</b>	<b>254 - 3.1</b>	<b>149-5</b>	<b>319</b>	<b>154</b>	<b>18</b>	<b>82</b>	<b>679 - 8.4</b>

**UZAN's 2023-24 GAME-BY-GAME at OKLAHOMA (20-12 • 8-10 Big 12)**

Opponent	Date	GS	Min	FG-A	3FG-A	FT-A	Off-Def	Tot	PF	A	TO	Blk	Stl	Pts
<b>CENTRAL MICHIGAN</b>	<b>11/6/23</b>	*	<b>30:31</b>	<b>2-6</b>	<b>1-2</b>	<b>1-2</b>	<b>0-2</b>	<b>2</b>	<b>2</b>	<b>4</b>	<b>4</b>	<b>1</b>	<b>0</b>	<b>6</b>
<b>MISSISSIPPI VALLEY STATE</b>	<b>11/10/23</b>	*	<b>26:59</b>	<b>3-10</b>	<b>1-5</b>	<b>0-0</b>	<b>0-3</b>	<b>3</b>	<b>0</b>	<b>3</b>	<b>1</b>	<b>0</b>	<b>1</b>	<b>7</b>
<b>TEXAS STATE</b>	<b>11/14/23</b>	*	<b>24:10</b>	<b>3-6</b>	<b>1-3</b>	<b>1-2</b>	<b>0-4</b>	<b>4</b>	<b>0</b>	<b>5</b>	<b>2</b>	<b>0</b>	<b>1</b>	<b>8</b>
<b>UT RIO GRANDE VALLEY</b>	<b>11/17/23</b>	*	<b>29:03</b>	<b>3-15</b>	<b>0-5</b>	<b>2-2</b>	<b>0-2</b>	<b>2</b>	<b>3</b>	<b>2</b>	<b>4</b>	<b>0</b>	<b>3</b>	<b>8</b>
vs. Iowa	11/23/23	*	32:17	2-7	0-3	0-0	0-5	5	3	9	0	0	0	4
vs. USC	11/24/23	*	30:50	4-11	2-5	0-0	0-4	4	0	4	1	0	1	10
<b>ARKANSAS-PINE BLUFF</b>	<b>11/30/23</b>	*	<b>29:51</b>	<b>3-8</b>	<b>3-7</b>	<b>0-0</b>	<b>0-2</b>	<b>2</b>	<b>2</b>	<b>8</b>	<b>1</b>	<b>2</b>	<b>1</b>	<b>9</b>
<b>PROVIDENCE</b>	<b>12/5/23</b>	*	<b>34:05</b>	<b>8-12</b>	<b>0-0</b>	<b>1-1</b>	<b>2-10</b>	<b>12</b>	<b>1</b>	<b>0</b>	<b>1</b>	<b>1</b>	<b>4</b>	<b>17</b>
vs. Arkansas	12/9/23	*	32:53	4-10	1-4	2-2	0-2	2	2	2	3	0	3	11
<b>GREEN BAY</b>	<b>12/16/23</b>	*	<b>24:23</b>	<b>2-7</b>	<b>0-3</b>	<b>0-0</b>	<b>0-3</b>	<b>3</b>	<b>0</b>	<b>4</b>	<b>3</b>	<b>0</b>	<b>3</b>	<b>4</b>
vs. #11/13 North Carolina	12/20/23	*	32:17	4-8	1-3	1-4	1-4	5	0	2	2	1	0	10
<b>CENTRAL ARKANSAS</b>	<b>12/28/23</b>	*	<b>29:28</b>	<b>1-4</b>	<b>0-1</b>	<b>1-2</b>	<b>0-3</b>	<b>3</b>	<b>1</b>	<b>2</b>	<b>0</b>	<b>0</b>	<b>3</b>	<b>3</b>
<b>MONMOUTH</b>	<b>12/31/23</b>	*	<b>29:28</b>	<b>3-6</b>	<b>2-5</b>	<b>2-2</b>	<b>0-1</b>	<b>1</b>	<b>3</b>	<b>8</b>	<b>1</b>	<b>0</b>	<b>1</b>	<b>10</b>
<b>rv/rv IOWA STATE</b>	<b>1/6/24</b>	*	<b>31:05</b>	<b>5-9</b>	<b>2-5</b>	<b>0-0</b>	<b>0-4</b>	<b>4</b>	<b>1</b>	<b>5</b>	<b>3</b>	<b>0</b>	<b>0</b>	<b>12</b>
* at rv/rv TCU	1/10/24	*	36:10	6-12	1-3	0-0	0-7	7	1	10	1	1	0	13
* at #3/3 Kansas	1/13/24	*	31:52	6-13	2-5	1-1	0-1	1	1	3	1	0	0	15
<b>* WEST VIRGINIA</b>	<b>1/17/24</b>	*	<b>35:43</b>	<b>3-7</b>	<b>1-4</b>	<b>1-2</b>	<b>0-4</b>	<b>4</b>	<b>1</b>	<b>5</b>	<b>2</b>	<b>0</b>	<b>0</b>	<b>8</b>
* at Cincinnati	1/20/24	*	29:10	1-6	0-1	0-0	1-3	4	4	3	2	0	1	2
<b>* rv/rv TEXAS</b>	<b>1/23/24</b>	*	<b>29:45</b>	<b>4-12</b>	<b>1-3</b>	<b>0-0</b>	<b>0-1</b>	<b>1</b>	<b>2</b>	<b>4</b>	<b>1</b>	<b>0</b>	<b>4</b>	<b>9</b>
<b>* #20/21 TEXAS TECH</b>	<b>1/27/24</b>	*	<b>30:14</b>	<b>5-14</b>	<b>2-5</b>	<b>1-2</b>	<b>1-1</b>	<b>2</b>	<b>4</b>	<b>5</b>	<b>0</b>	<b>0</b>	<b>0</b>	<b>13</b>
* at Kansas State	1/30/24	*	35:30	0-4	0-2	2-2	0-4	4	0	8	2	0	2	2
* at UCF	2/3/24	*	30:16	2-8	1-3	0-0	0-2	2	3	2	4	0	0	5
<b>* #21/19 BYU</b>	<b>2/6/24</b>	*	<b>33:36</b>	<b>6-12</b>	<b>2-6</b>	<b>2-2</b>	<b>0-5</b>	<b>5</b>	<b>1</b>	<b>4</b>	<b>1</b>	<b>0</b>	<b>0</b>	<b>16</b>
<b>* OKLAHOMA STATE</b>	<b>2/10/24</b>	*	<b>33:41</b>	<b>3-5</b>	<b>1-2</b>	<b>1-2</b>	<b>0-4</b>	<b>4</b>	<b>0</b>	<b>6</b>	<b>3</b>	<b>0</b>	<b>0</b>	<b>8</b>
* at #12/13 Baylor	2/13/24	*	30:43	4-8	1-4	0-0	0-2	2	3	4	5	0	0	9
<b>* #6/7 KANSAS</b>	<b>2/17/24</b>	*	<b>35:40</b>	<b>3-12</b>	<b>2-4</b>	<b>3-4</b>	<b>0-5</b>	<b>5</b>	<b>1</b>	<b>4</b>	<b>1</b>	<b>0</b>	<b>2</b>	<b>11</b>
* at Oklahoma State	2/24/24	*	40:21	6-15	1-7	1-1	0-2	2	1	2	2	0	1	14
* at #8/6 Iowa State	2/28/24	*	34:39	3-9	2-3	0-0	0-4	4	2	3	5	2	1	8
<b>* #1/1 HOUSTON</b>	<b>3/2/24</b>	*	<b>34:52</b>	<b>3-6</b>	<b>0-1</b>	<b>0-0</b>	<b>1-2</b>	<b>3</b>	<b>1</b>	<b>4</b>	<b>0</b>	<b>1</b>	<b>1</b>	<b>6</b>
<b>* CINCINNATI</b>	<b>3/5/24</b>	*	<b>24:04</b>	<b>1-10</b>	<b>0-2</b>	<b>0-0</b>	<b>1-1</b>	<b>2</b>	<b>5</b>	<b>3</b>	<b>4</b>	<b>0</b>	<b>1</b>	<b>2</b>
* at Texas	3/9/24	*	32:42	5-10	1-5	1-1	1-2	3	1	7	1	0	1	12
vs. TCU	3/13/24	*	37:43	6-9	2-4	1-3	0-2	2	2	4	4	0	3	15

**UZAN's 2022-23 GAME-BY-GAME at OKLAHOMA (15-17 • 5-13 Big 12)**

Opponent	Date	GS	Min	FG-A	3FG-A	FT-A	Off-Def	Tot	PF	A	TO	Blk	Stl	Pts
<b>SAM HOUSTON</b>	<b>11/7/22</b>		<b>19:51</b>	<b>1-1</b>	<b>0-0</b>	<b>2-2</b>	<b>0-0</b>	<b>0</b>	<b>3</b>	<b>1</b>	<b>4</b>	<b>1</b>	<b>1</b>	<b>4</b>
<b>ARKANSAS-PINE BLUFF</b>	<b>11/11/22</b>		<b>28:29</b>	<b>4-5</b>	<b>1-1</b>	<b>2-2</b>	<b>0-2</b>	<b>2</b>	<b>2</b>	<b>2</b>	<b>3</b>	<b>0</b>	<b>3</b>	<b>11</b>
<b>UNCW</b>	<b>11/15/22</b>		<b>17:51</b>	<b>1-1</b>	<b>0-0</b>	<b>0-0</b>	<b>0-1</b>	<b>1</b>	<b>3</b>	<b>5</b>	<b>0</b>	<b>0</b>	<b>0</b>	<b>2</b>
<b>SOUTH ALABAMA</b>	<b>11/18/22</b>		<b>15:00</b>	<b>1-1</b>	<b>1-1</b>	<b>0-0</b>	<b>0-0</b>	<b>0</b>	<b>1</b>	<b>0</b>	<b>0</b>	<b>0</b>	<b>0</b>	<b>3</b>
vs. Nebraska	11/24/22		14:23	1-3	0-0	0-0	0-0	0	1	0	0	2	0	2
vs. Seton Hall	11/25/22		21:40	1-4	0-1	2-2	1-0	1	1	5	0	0	2	4
vs. Mississippi	11/27/22		18:20	1-2	0-0	0-0	0-3	3	0	1	1	1	1	2
at Villanova	12/3/22		15:57	0-1	0-1	0-0	0-1	1	1	2	0	0	0	0
<b>KANSAS CITY</b>	<b>12/6/22</b>	*	<b>28:31</b>	<b>5-6</b>	<b>1-2</b>	<b>0-0</b>	<b>0-1</b>	<b>1</b>	<b>0</b>	<b>5</b>	<b>3</b>	<b>0</b>	<b>2</b>	<b>11</b>
vs. #9/8 Arkansas	12/10/22	*	34:11	7-11	1-2	0-1	0-2	2	4	5	1	0	0	15
<b>CENTRAL ARKANSAS</b>	<b>12/17/22</b>	*	<b>25:27</b>	<b>0-4</b>	<b>0-1</b>	<b>0-0</b>	<b>0-4</b>	<b>4</b>	<b>1</b>	<b>9</b>	<b>2</b>	<b>0</b>	<b>0</b>	<b>0</b>
vs. Florida	12/20/22	*	33:18	3-7	0-1	0-0	0-9	9	1	5	3	0	1	6
<b>* #6/6 TEXAS</b>	<b>12/31/22</b>	*	<b>32:14</b>	<b>2-4</b>	<b>1-2</b>	<b>0-0</b>	<b>0-2</b>	<b>2</b>	<b>2</b>	<b>5</b>	<b>3</b>	<b>0</b>	<b>0</b>	<b>5</b>
<b>* #25/25 IOWA STATE</b>	<b>1/4/23</b>	*	<b>31:48</b>	<b>2-6</b>	<b>0-2</b>	<b>0-0</b>	<b>2-2</b>	<b>4</b>	<b>0</b>	<b>4</b>	<b>4</b>	<b>0</b>	<b>2</b>	<b>4</b>
* at -/rv Texas Tech	1/7/23	*	36:32	7-10	2-2	2-2	0-3	3	3	3	4	0	1	18
* at #2/2 Kansas	1/10/23	*	35:05	4-8	1-3	2-2	0-5	5	5	1	1	0	0	11
<b>* WEST VIRGINIA</b>	<b>1/14/23</b>	*	<b>38:02</b>	<b>5-7</b>	<b>1-3</b>	<b>0-2</b>	<b>0-9</b>	<b>9</b>	<b>4</b>	<b>5</b>	<b>4</b>	<b>1</b>	<b>1</b>	<b>11</b>
* at Oklahoma State	1/18/23	*	32:15	4-7	0-0	0-0	0-4	4	2	1	4	0	1	8
<b>* #21/22 BAYLOR</b>	<b>1/21/23</b>	*	<b>27:59</b>	<b>2-5</b>	<b>1-3</b>	<b>0-0</b>	<b>1-1</b>	<b>2</b>	<b>2</b>	<b>4</b>	<b>2</b>	<b>0</b>	<b>1</b>	<b>5</b>
* at #11/11 TCU	1/24/23	*	25:47	1-10	0-3	0-0	0-1	1	2	3	4	0	0	2
<b>#2/2 ALABAMA</b>	<b>1/28/23</b>	*	<b>34:52</b>	<b>1-1</b>	<b>1-1</b>	<b>2-2</b>	<b>0-2</b>	<b>2</b>	<b>1</b>	<b>3</b>	<b>1</b>	<b>0</b>	<b>0</b>	<b>5</b>
<b>* OKLAHOMA STATE</b>	<b>2/1/23</b>	*	<b>27:36</b>	<b>4-10</b>	<b>1-5</b>	<b>2-2</b>	<b>0-4</b>	<b>4</b>	<b>3</b>	<b>1</b>	<b>1</b>	<b>0</b>	<b>0</b>	<b>11</b>
* at rv - West Virginia	2/4/23	*	23:36	1-8	0-3	0-0	0-3	3	3	2	3	0	0	2
* at #14/12 Baylor	2/8/23	*	29:33	4-11	3-6	0-1	0-3	3	2	0	3	0	1	11
<b>* #9/8 KANSAS</b>	<b>2/11/23</b>	*	<b>30:43</b>	<b>3-8</b>	<b>0-2</b>	<b>0-0</b>	<b>1-1</b>	<b>2</b>	<b>4</b>	<b>0</b>	<b>5</b>	<b>0</b>	<b>3</b>	<b>6</b>
<b>* #12/14 KANSAS STATE</b>	<b>2/14/23</b>	*	<b>26:57</b>	<b>5-8</b>	<b>3-5</b>	<b>0-0</b>	<b>0-1</b>	<b>1</b>	<b>4</b>	<b>2</b>	<b>1</b>	<b>0</b>	<b>0</b>	<b>13</b>
* at #6/5 Texas	2/18/23	*	39:54	6-11	1-3	2-3	0-2	2	3	4	3	0	2	15
<b>* TEXAS TECH</b>	<b>2/21/23</b>	*	<b>36:06</b>	<b>3-7</b>	<b>2-4</b>	<b>2-2</b>	<b>0-2</b>	<b>2</b>	<b>2</b>	<b>1</b>	<b>2</b>	<b>0</b>	<b>2</b>	<b>10</b>
* at #23/21 Iowa State	2/25/23	*	34:30	2-6	2-3	1-2	0-1	1	1	7	3	0	0	7
* at #11/11 Kansas State	3/1/23	*	33:41	7-16	3-5	3-3	0-3	3	4	5	0	0	0	20
<b>* #22/22 TCU</b>	<b>3/4/23</b>	*	<b>33:04</b>	<b>4-6</b>	<b>1-3</b>	<b>3-4</b>	<b>0-6</b>	<b>6</b>	<b>0</b>	<b>2</b>	<b>2</b>	<b>0</b>	<b>0</b>	<b>12</b>
vs. Oklahoma State	3/8/23	*	32:57	2-5	2-3	1-2	1-3	4	3	3	2	1	0	7



## #3 RAMON WALKER Jr.

Guard

6-5 • 215 • Senior-3L

Pearland, Texas (Shadow Creek HS)

Health

[@ramonwalkerjr](#) X [ramonwalker04](#)

### CAREER HIGHS

#### Points

13, at Temple (1/2/22)

#### Field Goals Made

4, done five times; Most recently vs. Jackson State (11/4/24)

#### Field Goal Attempts

10, at Temple (1/2/22)

#### 3-Point Field Goals Made

3, done three times; Most recently vs. Tulane (3/12/22)

#### 3-Point Field Goal Attempts

6, vs. Tulane (2/2/22)  
6, at Temple (1/2/22)

#### Free Throws Made

4, vs. UCF (1/20/24)

#### Free Throw Attempts

6, vs. Jackson State (12/9/23)

#### Rebounds

7, vs. Texas A&M-Corpus Christi (11/11/23)  
7, vs. ULM (11/6/23)  
7, vs. rv/rv SMU (2/27/22)

#### Offensive Rebounds

4, vs. ULM (11/6/23)

#### Defensive Rebounds

6, at Tulsa (1/15/22)

#### Assists

2, done six times; Most recently vs. UCF (1/20/24)

#### Steals

2, vs. Louisiana (11/13/24)  
2, vs. Penn (12/30/23)  
2, vs. Oklahoma State (12/18/21)

#### Blocked Shots

1, vs. Cincinnati (3/1/22)  
1, at Wichita State (2/20/22)

#### Minutes Played

37:01, at Temple (1/2/22)

### SENIOR (2024-25)

Posted seven points with two assists and two steals in charity exhibition win vs. #13/15 Texas A&M (10/27)... Made regular-season debut in win over Jackson State inside Fertitta Center... Finished with 10 points on 4-of-6 shooting and grabbed four rebounds against the Tigers (11/4)... Snared five rebounds and added a pair of steals in home win over Louisiana (11/13)... Underwent right hand surgery in late December following a collision in practice.

### 2024-25 GAME-by-GAME STATISTICS (6-2 • 0-0 Big 12)

Date	Opponent	GS	Min	FG-A	3FG-FGA	FT-FTA	OR-DR	Tot	PF	A	TO	Blk	Stl	Pts
11/4/24	JACKSON STATE		18:34	4-6	1-2	1-1	0-4	4	0	0	0	0	0	10
11/9/24	vs. #11/11 Auburn		1:57	0-0	0-0	0-0	0-0	0	1	0	0	0	0	0
11/13/24	LOUISIANA		16:26	1-2	0-1	0-0	2-3	5	0	0	0	0	2	2
11/22/24	rv/- HOFSTRA		14:35	1-2	1-1	0-0	0-3	3	1	0	1	1	0	3
11/26/24	vs. #9/9 Alabama		7:08	0-0	0-0	0-0	2-1	3	1	0	0	0	0	0
11/27/24	vs. Notre Dame		4:35	0-0	0-0	0-0	0-0	0	0	0	0	0	0	0
11/30/24	vs. San Diego State		DNP – Coach's Decision											
12/7/24	BUTLER		18:12	0-0	0-0	0-0	2-1	3	2	0	0	0	0	2
12/10/24	TROY		10:56	0-2	0-0	1-2	0-1	1	0	0	0	1	0	1
12/18/24	TOLEDO		DNP – Injury											
12/21/24	TEXAS A&M-CORPUS CHRISTI		DNP – Injury											
12/30/24	* at Oklahoma State		DNP – Injury											
1/4/25	* BYU		DNP – Injury											
1/6/25	* TCU		DNP – Injury											
1/11/25	* at Kansas State		DNP – Injury											
1/15/25	* rv/#25 WEST VIRGINIA		DNP – Injury											
1/18/25	* at UCF		DNP – Injury											
1/21/25	* UTAH		---	---	---	---	---	---	---	---	---	---	---	---
1/25/25	* at Kansas		---	---	---	---	---	---	---	---	---	---	---	---
1/29/25	* at West Virginia		---	---	---	---	---	---	---	---	---	---	---	---
2/1/25	* TEXAS TECH		---	---	---	---	---	---	---	---	---	---	---	---
2/4/25	* OKLAHOMA STATE		---	---	---	---	---	---	---	---	---	---	---	---
2/8/25	* at Colorado		---	---	---	---	---	---	---	---	---	---	---	---
2/10/25	* BAYLOR		---	---	---	---	---	---	---	---	---	---	---	---
2/15/25	* at Arizona		---	---	---	---	---	---	---	---	---	---	---	---
2/18/25	* at Arizona State		---	---	---	---	---	---	---	---	---	---	---	---
2/22/25	* IOWA STATE		---	---	---	---	---	---	---	---	---	---	---	---
2/24/25	* at Texas Tech		---	---	---	---	---	---	---	---	---	---	---	---
3/1/25	* CINCINNATI		---	---	---	---	---	---	---	---	---	---	---	---
3/13/25	* KANSAS		---	---	---	---	---	---	---	---	---	---	---	---
3/8/25	* at Baylor		---	---	---	---	---	---	---	---	---	---	---	---
TBA	TBA		---	---	---	---	---	---	---	---	---	---	---	---

### CAREER STATISTICS

Year	W-L	GP-GS	MP	FG-FGA	Pct	3P-A	Pct	FT-FTA	Pct	Off-Def	Reb – Avg	PF-DQ	Ast	TO	Blk	Stl	Pts – Avg
2021-22	24-4	28-2	517	28-82	.341	17-62	.274	16-19	.842	22-53	75 – 2.7	46-0	14	15	3	10	89 – 3.2
2022-23	9-1	10-0	151	10-28	.357	4-15	.267	5-7	.714	7-18	25 – 2.5	16-1	4	6	0	2	29 – 2.9
2023-24	23-4	27-0	297	14-41	.341	7-23	.304	18-28	.643	29-49	78 – 2.9	30-0	9	8	0	9	53 – 2.0
2024-25	6-2	8-0	92	6-12	.500	2-4	.500	2-3	.667	6-13	19 – 2.4	5-0	0	1	2	2	16 – 2.0
<b>Totals</b>	<b>62-11</b>	<b>73-2</b>	<b>1,057</b>	<b>58-163</b>	<b>.356</b>	<b>30-104</b>	<b>.288</b>	<b>41-57</b>	<b>.719</b>	<b>64-133</b>	<b>197 – 2.7</b>	<b>97-1</b>	<b>27</b>	<b>30</b>	<b>5</b>	<b>23</b>	<b>187 – 2.6</b>

**WALKER Jr.'s 2023-24 GAME-BY-GAME (23-4 • 10-3 American)**

Opponent	GS	Min	FG-A	3FG-A	FT-A	O-D-T	PF	A	TO	Blk	Stl	Pts
<b>ULM</b>	<b>16:36</b>	<b>1-3</b>	<b>1-2</b>	<b>2-2</b>	<b>4-3-7</b>	<b>2 2 0</b>	<b>0 0 0</b>	<b>0 0 0</b>	<b>0 0 0</b>	<b>0 0 0</b>	<b>0 0 0</b>	<b>5</b>
<b>TEXAS&amp;M-CORPUSCHRISTI</b>	<b>13:37</b>	<b>3-6</b>	<b>2-3</b>	<b>0-2</b>	<b>2-5-7</b>	<b>2 0 0</b>	<b>0 0 0</b>	<b>0 0 1</b>	<b>0 0 1</b>	<b>0 0 1</b>	<b>0 0 1</b>	<b>8</b>
<b>STETSON</b>	<b>13:48</b>	<b>1-1</b>	<b>0-0</b>	<b>0-0</b>	<b>1-2-3</b>	<b>3 1 1</b>	<b>0 0 0</b>	<b>0 0 0</b>	<b>0 0 0</b>	<b>0 0 0</b>	<b>0 0 0</b>	<b>2</b>
vs. Towson	6:18	0-2	0-0	0-0	2-2-4	2 0 1	0 0 0	0 0 0	0 0 0	0 0 0	0 0 0	0
vs. Utah	DNP – Coach's Decision											
vs. Dayton	1:38	0-0	0-0	2-2	0-0-0	0 0 0	0 0 0	0 0 0	0 0 0	0 0 0	0 0 0	2
<b>MONTANA</b>	<b>17:58</b>	<b>0-2</b>	<b>0-1</b>	<b>1-2</b>	<b>2-2-4</b>	<b>1 1 0</b>	<b>0 0 0</b>	<b>0 0 0</b>	<b>0 0 0</b>	<b>0 0 0</b>	<b>0 0 0</b>	<b>1</b>
at Xavier	1:34	0-0	0-0	0-0	0-0-0	2 0 0	0 0 0	0 0 0	0 0 0	0 0 0	0 0 0	0
<b>RICE</b>	<b>10:08</b>	<b>1-2</b>	<b>0-0</b>	<b>0-1</b>	<b>1-2-3</b>	<b>0 0 0</b>	<b>0 0 0</b>	<b>0 0 0</b>	<b>0 0 0</b>	<b>0 0 0</b>	<b>0 0 0</b>	<b>2</b>
<b>JACKSON STATE</b>	<b>8:51</b>	<b>0-0</b>	<b>0-0</b>	<b>3-6</b>	<b>1-1-2</b>	<b>1 0 1</b>	<b>0 1 0</b>	<b>1 0 1</b>	<b>0 1 3</b>	<b>0 1 3</b>	<b>0 1 3</b>	<b>3</b>
vs. rv/rv Texas A&M	DNP – Coach's Decision											
<b>TEXAS STATE</b>	<b>20:33</b>	<b>2-6</b>	<b>0-3</b>	<b>0-0</b>	<b>2-4-6</b>	<b>4 1 1</b>	<b>0 1 0</b>	<b>1 0 1</b>	<b>0 1 4</b>	<b>0 1 4</b>	<b>0 1 4</b>	<b>4</b>
<b>PENN</b>	<b>24:19</b>	<b>0-2</b>	<b>0-2</b>	<b>0-0</b>	<b>3-3-6</b>	<b>3 1 0</b>	<b>0 0 2</b>	<b>0 2 0</b>	<b>0 2 0</b>	<b>0 2 0</b>	<b>0 2 0</b>	<b>0</b>
<b>* WEST VIRGINIA</b>	<b>14:27</b>	<b>2-2</b>	<b>1-1</b>	<b>0-0</b>	<b>1-4-5</b>	<b>1 0 0</b>	<b>0 0 1</b>	<b>0 1 5</b>	<b>0 1 5</b>	<b>0 1 5</b>	<b>0 1 5</b>	<b>5</b>
* at rv/rv Iowa State	5:28	0-0	0-0	0-0	0-1-1	0 0 1	0 0 0	0 0 0	0 0 0	0 0 0	0 0 0	0
* at rv/rv TCU	5:12	0-1	0-1	0-0	0-1-1	2 0 0	0 0 0	0 0 0	0 0 0	0 0 0	0 0 0	0
<b>* #25/25 TEXAS TECH</b>	<b>10:06</b>	<b>1-4</b>	<b>1-3</b>	<b>0-0</b>	<b>3-1-4</b>	<b>0 0 0</b>	<b>0 0 0</b>	<b>0 0 0</b>	<b>0 0 0</b>	<b>0 0 0</b>	<b>0 0 0</b>	<b>3</b>
<b>* UCF</b>	<b>18:38</b>	<b>1-1</b>	<b>1-1</b>	<b>4-5</b>	<b>1-2-3</b>	<b>1 2 1</b>	<b>0 0 0</b>	<b>0 0 7</b>	<b>0 0 7</b>	<b>0 0 7</b>	<b>0 0 7</b>	<b>7</b>
* at #21/19 BYU	6:36	0-0	0-0	0-0	0-1-1	0 0 0	0 0 0	0 0 0	0 0 0	0 0 0	0 0 0	0
<b>* rv/rv KANSAS STATE</b>	<b>11:58</b>	<b>0-1</b>	<b>0-0</b>	<b>1-2</b>	<b>0-1-1</b>	<b>1 0 0</b>	<b>0 0 0</b>	<b>0 0 1</b>	<b>0 0 1</b>	<b>0 0 1</b>	<b>0 0 1</b>	<b>1</b>
* at rv/rv Texas	4:12	0-0	0-0	0-0	0-1-1	1 0 0	0 0 0	0 0 0	0 0 0	0 0 0	0 0 0	0
* at #8/9 Kansas	3:38	0-1	0-1	0-0	0-0-0	0 0 0	0 0 0	0 0 0	0 0 0	0 0 0	0 0 0	0
<b>* OKLAHOMA STATE</b>	<b>22:05</b>	<b>0-0</b>	<b>0-0</b>	<b>0-0</b>	<b>2-4-6</b>	<b>0 1 0</b>	<b>0 0 0</b>	<b>0 0 0</b>	<b>0 0 0</b>	<b>0 0 0</b>	<b>0 0 0</b>	<b>0</b>
* at Cincinnati	3:57	0-0	0-0	0-0	0-1-1	0 0 0	0 0 0	0 0 0	0 0 0	0 0 0	0 0 0	0
<b>* rv/- TEXAS</b>	<b>11:41</b>	<b>0-1</b>	<b>0-1</b>	<b>2-2</b>	<b>1-3-4</b>	<b>0 0 0</b>	<b>0 0 0</b>	<b>0 0 2</b>	<b>0 0 2</b>	<b>0 0 2</b>	<b>0 0 2</b>	<b>2</b>
<b>* #6/6 IOWA STATE</b>	<b>9:24</b>	<b>0-1</b>	<b>0-1</b>	<b>2-2</b>	<b>0-1-1</b>	<b>0 0 0</b>	<b>0 1 0</b>	<b>1 0 2</b>	<b>0 1 0</b>	<b>0 1 0</b>	<b>0 1 0</b>	<b>2</b>
* at #11/11 Baylor	DNP – Injury											
<b>* CINCINNATI</b>	DNP – Injury											
* at rv/rv Oklahoma	DNP – Injury											
* at UCF	DNP – Injury											
<b>* #14/15 KANSAS</b>	DNP – Injury											
vs. (8) TCU	DNP – Injury											
vs. #25/23 (4) Texas Tech	DNP – Injury											
vs. #7/8 (2) Iowa State	DNP – Injury											
vs. (16) Longwood	14:04	0-1	0-0	1-2	2-0-2	3 0 0	0 0 2	0 2 2	0 0 2	0 0 2	0 0 2	2
vs. (9) Texas A&M	7:06	1-1	0-0	0-0	1-1-2	1 0 0	0 0 0	0 0 0	0 0 0	0 0 0	0 0 0	2
vs. #13/14 (4) Duke	13:16	1-3	1-3	0-0	0-3-3	0 0 1	0 0 0	0 0 0	0 0 0	0 0 0	0 0 0	3

**WALKER Jr.'s 2022-23 GAME-BY-GAME (9-1 • 1-0 American)**

Opponent	GS	Min	FG-A	3FG-A	FT-A	O-D-T	PF	A	TO	Blk	Stl	Pts
<b>NORTHERN COLORADO</b>	<b>13:38</b>	<b>1-2</b>	<b>1-2</b>	<b>0-0</b>	<b>0-1-1</b>	<b>3 2 0</b>	<b>0 0 0</b>	<b>0 0 3</b>	<b>0 0 3</b>	<b>0 0 3</b>	<b>0 0 3</b>	<b>3</b>
vs. Saint Joseph's	18:09	3-6	2-4	1-2	2-2-4	5 0 0	0 0 1	1 0 1	0 0 1	0 0 1	0 0 1	9
<b>ORAL ROBERTS</b>	<b>20:20</b>	<b>0-1</b>	<b>0-1</b>	<b>0-0</b>	<b>2-4-6</b>	<b>1 0 2</b>	<b>0 0 0</b>	<b>0 0 0</b>	<b>0 0 0</b>	<b>0 0 0</b>	<b>0 0 0</b>	<b>0</b>
<b>TEXAS SOUTHERN</b>	<b>17:47</b>	<b>3-6</b>	<b>1-3</b>	<b>0-0</b>	<b>1-3-4</b>	<b>2 1 0</b>	<b>0 0 0</b>	<b>0 0 1</b>	<b>0 0 1</b>	<b>0 0 1</b>	<b>0 0 1</b>	<b>7</b>
at rv/rv Oregon	7:18	0-0	0-0	2-3	0-0-0	0 0 0	0 0 0	0 0 0	0 0 0	0 0 0	0 0 0	2
<b>KENT STATE</b>	DNP – Illness											
<b>NORFOLK STATE</b>	DNP – Illness											
vs. -rv Saint Mary's (Calif.)	DNP – Coach's Decision											
<b>NORTH FLORIDA</b>	<b>21:05</b>	<b>0-4</b>	<b>0-3</b>	<b>2-2</b>	<b>0-3-3</b>	<b>2 0 2</b>	<b>0 0 0</b>	<b>0 0 2</b>	<b>0 0 2</b>	<b>0 0 2</b>	<b>0 0 2</b>	<b>2</b>
<b>#8/10 ALABAMA</b>	<b>16:33</b>	<b>0-2</b>	<b>0-1</b>	<b>0-0</b>	<b>1-3-4</b>	<b>3 0 0</b>	<b>0 0 0</b>	<b>0 0 3</b>	<b>0 0 3</b>	<b>0 0 3</b>	<b>0 0 3</b>	<b>3</b>
<b>NORTH CAROLINA A&amp;T</b>	<b>10:18</b>	<b>3-5</b>	<b>0-0</b>	<b>0-0</b>	<b>0-1-1</b>	<b>0 0 2</b>	<b>0 0 0</b>	<b>0 0 6</b>	<b>0 0 6</b>	<b>0 0 6</b>	<b>0 0 6</b>	<b>6</b>
at #2/2 Virginia	DNP – Coach's Decision											
<b>McNEESE</b>	<b>15:36</b>	<b>0-1</b>	<b>0-0</b>	<b>0-0</b>	<b>1-0-1</b>	<b>0 1 0</b>	<b>0 0 0</b>	<b>0 0 0</b>	<b>0 0 0</b>	<b>0 0 0</b>	<b>0 0 0</b>	<b>0</b>
* at Tulsa	9:52	0-1	0-1	0-0	0-1-1	0 0 0	0 0 0	0 0 0	0 0 0	0 0 0	0 0 0	0

Sat out for the remainder of the season

**WALKER Jr.'s 2021-22 GAME-BY-GAME (24-4 • 15-3 American)**

Opponent	GS	Min	FG-A	3FG-A	FT-A	O-D-T	PF	A	TO	Blk	Stl	Pts
<b>HOFSTRA</b>	DNP – Coach's Decision											
<b>RICE</b>	DNP – Injury											
<b>rv/#25 VIRGINIA</b>	DNP – Injury											
vs. Butler	DNP – Injury											
vs. Wisconsin	DNP – Injury											
vs. rv/#23 Oregon	DNP – Injury											
<b>NORTHWESTERN STATE</b>	DNP – Injury											
<b>BRYANT</b>	DNP – Injury											
<b>ALCORN STATE</b>	DNP – Injury											
at #9/9 Alabama	DNP – Injury											
<b>LOUISIANA</b>	<b>7:09</b>	<b>0-3</b>	<b>0-2</b>	<b>0-0</b>	<b>0-0-0</b>	<b>1 0 0</b>	<b>0 0 0</b>	<b>0 0 0</b>	<b>0 0 0</b>	<b>0 0 0</b>	<b>0 0 0</b>	<b>0</b>
vs. Oklahoma State	17:25	0-0	0-0	3-4	0-1-1	1 0 1	0 0 1	0 0 2	0 0 3	0 0 3	0 0 3	3
<b>TEXAS STATE</b>	<b>22:39</b>	<b>2-4</b>	<b>1-3</b>	<b>0-0</b>	<b>1-4-5</b>	<b>1 1 0</b>	<b>0 0 0</b>	<b>0 0 5</b>	<b>0 0 5</b>	<b>0 0 5</b>	<b>0 0 5</b>	<b>5</b>
<b>* CINCINNATI</b>	Postponed											
* at Temple	37:01	4-10	3-6	2-2	1-2-3	0 0 1	0 0 1	0 0 1	0 0 1	0 0 1	0 0 1	13
* at South Florida	19:11	0-4	0-4	0-0	0-1-1	1 1 1	0 0 0	0 0 0	0 0 0	0 0 0	0 0 0	0
<b>* WICHITA STATE</b>	<b>12:20</b>	<b>1-4</b>	<b>1-4</b>	<b>2-2</b>	<b>0-1-1</b>	<b>1 1 0</b>	<b>0 0 1</b>	<b>0 0 1</b>	<b>0 0 1</b>	<b>0 0 1</b>	<b>0 0 1</b>	<b>5</b>
* at Tulsa	30:45	1-5	0-4	0-0	0-6-6	4 1 1	0 0 0	0 0 2	0 0 2	0 0 2	0 0 2	2
<b>* SOUTH FLORIDA</b>	<b>22:27</b>	<b>1-7</b>	<b>0-5</b>	<b>0-0</b>	<b>2-3-5</b>	<b>3 2 0</b>	<b>0 0 0</b>	<b>0 0 2</b>	<b>0 0 2</b>	<b>0 0 2</b>	<b>0 0 2</b>	<b>2</b>
<b>* EAST CAROLINA</b>	<b>17:01</b>	<b>1-2</b>	<b>1-2</b>	<b>0-0</b>	<b>1-5-6</b>	<b>4 0 0</b>	<b>0 0 0</b>	<b>0 0 3</b>	<b>0 0 3</b>	<b>0 0 3</b>	<b>0 0 3</b>	<b>3</b>
* at UCF	9:28	1-1	0-0	0-0	0-0-0	3 0 0	0 0 0	0 0 1	0 0 2	0 0 2	0 0 2	2
<b>* TULANE</b>	<b>25:21</b>	<b>4-9</b>	<b>1-6</b>	<b>2-2</b>	<b>3-1-4</b>	<b>2 0 1</b>	<b>0 0 0</b>	<b>0 0 11</b>	<b>0 0 11</b>	<b>0 0 11</b>	<b>0 0 11</b>	<b>11</b>
* at Cincinnati	20:33	0-2	0-2	0-0	0-1-1	1 1 0	0 0 0	0 0 0	0 0 0	0 0 0	0 0 0	0
* at -rv SMU	13:08	0-0	0-0	0-0	0-1-1	1 0 1	0 0 0	0 0 0	0 0 0	0 0 0	0 0 0	0
<b>* MEMPHIS</b>	<b>11:04</b>	<b>0-1</b>	<b>0-1</b>	<b>0-0</b>	<b>1-0-1</b>	<b>0 0 0</b>	<b>0 0 0</b>	<b>0 0 0</b>	<b>0 0 0</b>	<b>0 0 0</b>	<b>0 0 0</b>	<b>0</b>
<b>* UCF</b>	<b>13:15</b>	<b>2-2</b>	<b>2-2</b>	<b>2-3</b>	<b>0-1-1</b>	<b>2 0 1</b>	<b>0 0 1</b>	<b>0 0 1</b>	<b>0 0 1</b>	<b>0 0 1</b>	<b>0 0 1</b>	<b>8</b>
* at Wichita State	31:09	4-6	3-5	0-0	2-0-2	2 0 1	1 0 1	1 0 1	1 0 1	1 0 1	1 0 1	11
* at Tulane	20:02	1-4	1-4	0-0	1-4-5	1 2 0	0 0 0	0 0 3	0 0 3	0 0 3	0 0 3	3
<b>* rv/rv SMU</b>	<b>22:10</b>	<b>0-1</b>	<b>0-1</b>	<b>0-1</b>	<b>2-5-7</b>	<b>3 0 0</b>	<b>0 0 0</b>	<b>0 0 0</b>	<b>0 0 0</b>	<b>0 0 0</b>	<b>0 0 0</b>	<b>0</b>
<b>* CINCINNATI</b>	<b>19:07</b>	<b>0-3</b>	<b>0-2</b>	<b>0-0</b>	<b>0-1-1</b>	<b>3 0 2</b>	<b>1 0 0</b>	<b>0 0 0</b>	<b>0 0 0</b>	<b>0 0 0</b>	<b>0 0 0</b>	<b>0</b>
<b>* TEMPLE</b>	<b>13:12</b>	<b>0-0</b>	<b>0-0</b>	<b>0-0</b>	<b>3-1-4</b>	<b>0 0 1</b>	<b>0 0 0</b>	<b>0 0 0</b>	<b>0 0 0</b>	<b>0 0 0</b>	<b>0 0 0</b>	<b>0</b>
* at Memphis	12:52	0-1	0-1	0-0	1-2-3	2 1 2	0 0 1	0 0 1	0 0 1	0 0 1	0 0 1	0
vs. Cincinnati	13:06	0-0	0-0	3-3	0-1-1	2 1 0	0 0 0	0 0 3	0 0 3	0 0 3	0 0 3	3
vs. Tulane	23:19	4-7	3-4	0-0	1-5-6	1 1 1	0 0 1	0 0 1	0 0 1	0 0 1	0 0 1	11
vs. Memphis	19:40	0-2	0-2	0-0	1-0-1	0 0 1	0 0 0	0 0 0	0 0 0	0 0 0	0 0 0	0
vs. UAB	16:28	0-1	0-1	2-2	2-4-6	3 2 0	0 0 0	0 0 1	0 0 2	0 0 2	0 0 2	2
vs. #19/16 Illinois	11:55	0-0	0-0	0-0	0-0-0	1 0 0	0 0 0	0 0 0	0 0 0	0 0 0	0 0 0	0
vs. #2/2 Arizona	26:30	2-3	1-2	0-0	0-3-3	2 0 0	0 0 1	0 0 1	0 0 1	0 0 1	0 0 1	5
vs. #6/5 Villanova	8:45	0-0										



## #8 MYLIK WILSON

Guard

6-2 • 175 • r-Graduate-1L (RS '22-23)

Rayville, La.-Rayville HS (Texas Tech/Louisiana)

'24 UH graduate in Psychology

Post-baccalaureate work in Health in '24-25

Instagram: m.w.13    X: mylikw13

nine point and added five rebounds with two assists in home win over TCU (1/6)... Posted seven points with five rebounds, an assist and steal in road win at UCF (1/18).

### CAREER HIGHS

#### Points

15, vs. Jackson State (11/4/24)  
30, at Appalachian State (1/6/20)

#### Field Goals Made

7, vs. Jackson State (11/4/24)  
10, at Appalachian State (1/6/20)

#### Field Goal Attempts

10, vs. Oklahoma State (2/6/24)  
10, vs. UCF (1/20/24)  
19, at Appalachian State (1/6/20)

#### 3-Point Field Goals Made

2, vs. BYU (1/4/25)  
2, vs. Hofstra (11/22/24)  
5, at UT Arlington (1/16/21)  
5, vs. South Alabama (1/2/20)

#### 3-Point Field Goal Attempts

3, done four times; Most recently  
vs. #25/23 (4) Texas Tech (3/15/24)  
9, vs. South Alabama (1/2/20)

#### Free Throws Made

4, vs. (8) TCU (3/14/24)  
4, vs. Penn (12/30/23)  
7, at ULM (2/13/21)  
7, at Arkansas State (12/18/19)

#### Free Throw Attempts

5, vs. (8) TCU (3/14/24)  
10, at Arkansas State (12/18/19)

#### Rebounds

11, vs. Texas A&M-Corpus Christi (12/21/24)  
16, at UT Arlington (1/16/21)

#### Offensive Rebounds

4, vs. Texas A&M-Corpus Christi (12/21/24)  
6, vs. LSU-Alexandria (12/8/20)

#### Defensive Rebounds

10, vs. #7/8 (2) Iowa State (3/16/24)  
13, at UT Arlington (1/16/21)

#### Assists

5, vs. Jackson State (12/9/23)  
8, vs. Coastal Carolina (3/3/20)

#### Steals

5, vs. Jackson State (12/9/23)  
5, vs. New Orleans (12/15/20)  
5, vs. Coastal Carolina (3/3/20)

#### Blocked Shots

3, vs. (8) TCU (3/14/24)  
3, vs. Kansas State (2/28/22)  
3, vs. ULM (2/11/21)

#### Minutes Played

31-34, vs. #25/23 (4) Texas Tech (3/15/24)  
40, vs. South Alabama (3/6/21)  
40, at Appalachian State (1/6/20)

Accomplished prior to Houston  
2019-21 - Louisiana | 2021-22 Texas Tech

### GRADUATE (2024-25)

Became 1,000-point scorer in his collegiate career with free throw late in first half at UCF... Led all players with four assists and added five points, three rebounds and a pair of steals in charity exhibition win vs. #13/15 Texas A&M (10/27)... Posted 15 points on 7-of-9 shooting and grabbed three rebounds with three assists and a pair of steals in season-opening win vs. Jackson State inside Fertitta Center (11/4)... Finished with 10 points on 4-of-7 shooting and added five rebounds with four assist, two steals and a blocked shot in home win over Toledo (12/18)... Posted eight points with a team-high 11 rebounds and dished out two assists with a pair of steals in home win over Texas A&M-Corpus Christi (12/21)... Scored 12 points with four rebounds in home win over BYU (1/4)... Finished with

### 2024-25 GAME-by-GAME STATISTICS (14-3 • 6-0 Big 12)

Date	Opponent	GS	Min	FG-A	3FG-FGA	FT-FTA	OR-DR	Tot	PF	A	TO	Blk	Stl	Pts
11/4/24	JACKSON STATE		20:50	7-9	1-1	0-0	1-2	3	1	3	0	0	2	15
11/9/24	vs. #11/11 Auburn		13:53	1-4	0-0	0-0	2-2	4	0	0	1	0	0	2
11/13/24	LOUISIANA		17:31	3-7	1-1	0-0	1-3	4	1	1	1	0	1	7
11/22/24	rv/- HOFSTRA		11:04	2-3	2-2	0-0	0-1	1	1	2	0	0	0	6
11/26/24	vs. #9/9 Alabama		23:35	3-9	1-2	0-0	1-4	5	2	1	1	0	1	7
11/27/24	vs. Notre Dame		5:54	0-2	0-1	0-0	1-0	1	2	0	0	0	1	0
11/30/24	vs. San Diego State		6:12	1-2	0-0	0-0	0-0	0	1	0	0	0	0	2
12/7/24	BUTLER		1:43	0-0	0-0	0-0	0-1	1	0	0	1	0	1	0
12/10/24	TROY		14:29	0-2	0-0	1-2	0-1	1	1	1	2	0	1	1
12/18/24	TOLEDO		26:47	4-7	0-1	2-2	2-3	5	1	4	3	1	2	10
12/21/24	TEXAS A&M-CORPUS CHRISTI		25:46	3-7	0-2	2-2	4-7	11	2	2	0	0	2	8
12/30/24	* at Oklahoma State		15:48	0-1	0-1	2-2	0-2	2	0	1	0	0	0	2
1/4/25	* BYU		10:42	0-2	0-1	2-2	1-1	2	2	1	1	1	0	2
1/6/25	* TCU		17:33	4-6	1-2	0-0	1-4	5	1	2	1	0	0	9
1/11/25	* at Kansas State		13:19	3-8	0-0	1-2	0-2	2	0	2	0	0	1	7
1/15/25	* rv/#25 WEST VIRGINIA		11:04	0-1	0-0	0-0	0-2	2	0	1	0	0	1	0
1/18/25	* at UCF		17:50	3-6	0-0	1-2	1-4	5	4	1	1	0	1	7
1/21/25	* UTAH		---	---	---	---	---	---	---	---	---	---	---	---
1/25/25	* at Kansas		---	---	---	---	---	---	---	---	---	---	---	---
1/29/25	* at West Virginia		---	---	---	---	---	---	---	---	---	---	---	---
2/1/25	* TEXAS TECH		---	---	---	---	---	---	---	---	---	---	---	---
2/4/25	* OKLAHOMA STATE		---	---	---	---	---	---	---	---	---	---	---	---
2/8/25	* at Colorado		---	---	---	---	---	---	---	---	---	---	---	---
2/10/25	* BAYLOR		---	---	---	---	---	---	---	---	---	---	---	---
2/15/25	* at Arizona		---	---	---	---	---	---	---	---	---	---	---	---
2/18/25	* at Arizona State		---	---	---	---	---	---	---	---	---	---	---	---
2/22/25	* IOWA STATE		---	---	---	---	---	---	---	---	---	---	---	---
2/24/25	* at Texas Tech		---	---	---	---	---	---	---	---	---	---	---	---
3/1/25	* CINCINNATI		---	---	---	---	---	---	---	---	---	---	---	---
3/13/25	* KANSAS		---	---	---	---	---	---	---	---	---	---	---	---
3/8/25	* at Baylor		---	---	---	---	---	---	---	---	---	---	---	---
TBA	TBA		---	---	---	---	---	---	---	---	---	---	---	---

### CAREER STATISTICS

Year	W-L	GP-GS	MP	FG-FGA	Pct	3P-A	Pct	FT-FTA	Pct	Off-Def	Reb - Avg	PF-DQ	Ast	TO	Blk	Stl	Pts - Avg
2019-20 (at UL)	14-15	29-24	991	128-270	.474	7-21	.333	48-68	.706	34-132	166 - 5.7	79-0	85	82	18	68	333 - 11.5
2020-21 (at UL)	17-9	26-26	877	132-301	.439	13-53	.245	59-81	.728	32-111	143 - 5.5	66-1	83	56	25	52	336 - 12.9
2021-22 (at TTU)	24-8	32-5	487	31-71	.437	2-12	.167	17-27	.630	9-45	54 - 1.7	26-0	53	27	17	38	81 - 2.5
2022-23	0-0									Redshirt							
2023-24	31-5	36-0	574	65-147	.442	7-29	.241	22-37	.595	35-92	127 - 3.5	46-0	29	25	14	33	159 - 4.4
2024-25	14-3	17-0	260	39-79	.494	8-15	.533	9-12	.750	15-40	55 - 3.2	17-0	23	11	2	13	95 - 5.6
<b>UH Totals</b>	<b>45-8</b>	<b>53-0</b>	<b>835</b>	<b>104-226</b>	<b>.460</b>	<b>15-44</b>	<b>.341</b>	<b>31-49</b>	<b>.633</b>	<b>50-132</b>	<b>182 - 3.4</b>	<b>63-0</b>	<b>52</b>	<b>36</b>	<b>16</b>	<b>46</b>	<b>254 - 4.8</b>
<b>UL Totals</b>	<b>31-24</b>	<b>55-50</b>	<b>1,868</b>	<b>260-571</b>	<b>.455</b>	<b>20-74</b>	<b>.270</b>	<b>107-149</b>	<b>.718</b>	<b>66-243</b>	<b>309 - 5.6</b>	<b>145-1</b>	<b>168</b>	<b>138</b>	<b>43</b>	<b>120</b>	<b>669 - 12.2</b>
<b>TTU Totals</b>	<b>24-8</b>	<b>32-5</b>	<b>487</b>	<b>31-71</b>	<b>.437</b>	<b>2-12</b>	<b>.167</b>	<b>17-27</b>	<b>.630</b>	<b>9-45</b>	<b>54 - 1.7</b>	<b>26-0</b>	<b>53</b>	<b>27</b>	<b>17</b>	<b>38</b>	<b>81 - 2.5</b>
<b>Totals</b>	<b>100-40</b>	<b>140-55</b>	<b>3,186</b>	<b>395-868</b>	<b>.455</b>	<b>59-190</b>	<b>.311</b>	<b>155-225</b>	<b>.689</b>	<b>125-420</b>	<b>545 - 3.9</b>	<b>234-1</b>	<b>273</b>	<b>201</b>	<b>76</b>	<b>204</b>	<b>1,004 - 7.2</b>

**WILSON'S 2023-24 GAME-BY-GAME (32-5 • 15-3 Big 12)**

Opponent	GS	Min	FG-A	3FG-A	FT-A	O-D-T	PF	A	TO	Blk	Stl	Pts
<b>ULM</b>	<b>16:52</b>	<b>0-5</b>	<b>0-3</b>	<b>2-2</b>	<b>2-2-4</b>	<b>2 4</b>	<b>1 2</b>	<b>2 2</b>	<b>2 2</b>	<b>2 2</b>	<b>2 2</b>	<b>2 2</b>
<b>TEXAS&amp;M-CORPUSCHRISTI</b>	<b>16:52</b>	<b>2-6</b>	<b>0-1</b>	<b>0-2</b>	<b>2-4-6</b>	<b>1 2</b>	<b>1 1</b>	<b>0 4</b>	<b>4 4</b>	<b>0 4</b>	<b>4 4</b>	<b>2 2</b>
<b>STETSON</b>	<b>13:20</b>	<b>5-6</b>	<b>1-1</b>	<b>0-0</b>	<b>2-1-3</b>	<b>1 1</b>	<b>1 1</b>	<b>0 1</b>	<b>1 1</b>	<b>0 1</b>	<b>1 1</b>	<b>11 11</b>
vs. Towson	21:01	1-6	0-0	0-0	0-1-1	1 0	0 0	1 1	1 2	1 1	2 2	2 2
vs. Utah	3:41	0-1	0-1	0-0	0-1-1	1 0	0 0	0 0	0 0	0 0	0 0	0 0
vs. Dayton	8:26	0-2	0-0	0-0	0-0-0	0 0	0 0	0 0	0 0	0 0	0 0	0 0
<b>MONTANA</b>	<b>3:31</b>	<b>0-1</b>	<b>0-0</b>	<b>0-0</b>	<b>0-0-0</b>	<b>2 0</b>	<b>0 0</b>	<b>0 0</b>	<b>0 0</b>	<b>0 0</b>	<b>0 0</b>	<b>0 0</b>
at Xavier	1:44	0-0	0-0	0-0	0-0-0	1 0	0 0	0 0	0 0	0 0	0 0	0 0
<b>RICE</b>	<b>15:43</b>	<b>1-3</b>	<b>0-0</b>	<b>0-0</b>	<b>1-4-5</b>	<b>2 1</b>	<b>1 1</b>	<b>1 1</b>	<b>1 1</b>	<b>1 1</b>	<b>2 2</b>	<b>2 2</b>
<b>JACKSON STATE</b>	<b>17:59</b>	<b>5-9</b>	<b>0-1</b>	<b>0-0</b>	<b>1-4-5</b>	<b>2 5</b>	<b>1 1</b>	<b>1 1</b>	<b>5 10</b>	<b>1 1</b>	<b>5 10</b>	<b>10 10</b>
vs. rv/rv Texas A&M	DNP – Coach's Decision											
<b>TEXAS STATE</b>	<b>16:58</b>	<b>4-6</b>	<b>0-0</b>	<b>0-0</b>	<b>2-5-7</b>	<b>1 1</b>	<b>0 0</b>	<b>0 0</b>	<b>0 0</b>	<b>0 0</b>	<b>0 0</b>	<b>8 8</b>
<b>PENN</b>	<b>22:45</b>	<b>2-6</b>	<b>0-0</b>	<b>4-4</b>	<b>1-0-1</b>	<b>0 1</b>	<b>0 1</b>	<b>1 1</b>	<b>1 1</b>	<b>0 0</b>	<b>1 1</b>	<b>8 8</b>
<b>* WEST VIRGINIA</b>	<b>12:35</b>	<b>2-5</b>	<b>1-1</b>	<b>1-2</b>	<b>0-1-1</b>	<b>1 1</b>	<b>0 0</b>	<b>1 1</b>	<b>0 0</b>	<b>1 1</b>	<b>0 0</b>	<b>6 6</b>
* at rv/rv Iowa State	4:28	0-0	0-0	0-0	0-1-1	0 0	1 0	0 0	0 0	0 0	0 0	0 0
* at rv/rv TCU	6:14	0-3	0-1	0-0	0-2-2	2 0	0 0	0 0	0 0	0 0	0 0	0 0
<b>*#25/25 TEXAS TECH</b>	<b>2:57</b>	<b>1-2</b>	<b>0-0</b>	<b>0-0</b>	<b>0-0-0</b>	<b>2 0</b>	<b>1 0</b>	<b>0 0</b>	<b>0 0</b>	<b>0 0</b>	<b>0 0</b>	<b>0 0</b>
<b>* UCF</b>	<b>22:31</b>	<b>4-10</b>	<b>0-0</b>	<b>0-0</b>	<b>0-7-7</b>	<b>4 1</b>	<b>2 2</b>	<b>0 1</b>	<b>1 8</b>	<b>0 1</b>	<b>8 8</b>	<b>8 8</b>
* at #21/19 BYU	10:11	1-4	1-3	0-0	1-2-3	1 0	1 0	0 0	0 3	0 0	0 3	3 3
<b>* rv/rv KANSAS STATE</b>	<b>12:57</b>	<b>1-2</b>	<b>0-0</b>	<b>2-2</b>	<b>1-1-2</b>	<b>1 0</b>	<b>1 1</b>	<b>0 1</b>	<b>0 4</b>	<b>1 0</b>	<b>4 4</b>	<b>4 4</b>
* at rv/rv Texas	4:23	1-1	0-0	0-0	0-1-1	1 0	1 0	0 0	0 2	0 0	0 2	2 2
* at #8/9 Kansas	11:58	1-5	0-3	0-0	0-0-0	0 0	0 0	0 0	2 2	0 0	2 2	2 2
<b>* OKLAHOMA STATE</b>	<b>20:34</b>	<b>5-10</b>	<b>0-1</b>	<b>2-3</b>	<b>1-3-4</b>	<b>0 0</b>	<b>0 0</b>	<b>0 2</b>	<b>12 12</b>	<b>0 0</b>	<b>2 12</b>	<b>12 12</b>
* at Cincinnati	21:09	2-5	0-0	0-0	3-4-7	2 2	0 0	0 3	4 4	0 3	4 4	4 4
<b>* rv/- TEXAS</b>	<b>15:14</b>	<b>1-6</b>	<b>0-2</b>	<b>1-2</b>	<b>3-4-7</b>	<b>1 1</b>	<b>1 1</b>	<b>0 0</b>	<b>1 3</b>	<b>0 1</b>	<b>0 7</b>	<b>3 7</b>
<b>* #6/6 IOWA STATE</b>	<b>19:31</b>	<b>3-4</b>	<b>1-2</b>	<b>0-2</b>	<b>1-5-6</b>	<b>0 1</b>	<b>1 1</b>	<b>2 1</b>	<b>2 1</b>	<b>0 1</b>	<b>0 3</b>	<b>3 3</b>
* at #11/11 Baylor	19:11	1-4	0-1	1-2	0-3-3	3 0	1 0	0 0	3 3	0 0	3 3	3 3
<b>* CINCINNATI</b>	<b>18:29</b>	<b>1-3</b>	<b>0-0</b>	<b>0-2</b>	<b>0-1-1</b>	<b>0 0</b>	<b>1 1</b>	<b>0 1</b>	<b>2 2</b>	<b>0 2</b>	<b>2 2</b>	<b>2 2</b>
* at rv/rv Oklahoma	24:22	4-4	0-0	2-2	3-2-5	0 1	0 1	1 1	10 10	0 1	1 10	10 10
* at UCF	18:09	0-1	0-0	0-1	2-0-2	3 0	1 0	0 0	0 0	0 0	0 0	0 0
<b>* #14/15 KANSAS</b>	<b>19:58</b>	<b>3-4</b>	<b>0-1</b>	<b>0-0</b>	<b>2-4-6</b>	<b>1 1</b>	<b>0 0</b>	<b>0 1</b>	<b>6 6</b>	<b>0 1</b>	<b>6 6</b>	<b>6 6</b>
* vs. (8) TCU	21:57	2-4	0-0	4-5	2-3-5	2 1	2 3	1 2	3 1	0 1	6 6	6 6
vs. #25/23 (4) Texas Tech	31:34	4-7	1-3	0-0	2-4-6	2 0	1 0	0 2	9 9	0 2	9 9	9 9
vs. #7/8 (2) Iowa State	30:53	1-3	0-1	1-2	0-10-10	2 2	2 2	0 0	3 3	0 0	3 3	3 3
vs. (16) Longwood	22:26	3-4	1-1	0-0	2-4-6	1 0	1 0	0 2	7 7	0 2	7 7	7 7
vs. (9) Texas A&M	24:14	3-4	1-2	2-4	1-5-6	1 1	1 1	1 0	9 9	0 0	9 9	9 9
vs. #13/14 (4) Duke	19:21	1-1	0-0	0-0	0-3-3	2 2	1 0	0 0	2 2	0 0	2 2	2 2

**WILSON'S 2021-22 GAME-BY-GAME (24-8 • 12-5 Big 12 at Texas Tech)**

Opponent	GS	Min	FG-A	3FG-A	FT-A	O-D-T	PF	A	TO	Blk	Stl	Pts
<b>NORTH FLORIDA</b>	<b>* 28</b>	<b>2-3</b>	<b>0-0</b>	<b>1-2</b>	<b>0-2-2</b>	<b>1 7</b>	<b>7 7</b>	<b>1 2</b>	<b>5 5</b>	<b>0 0</b>	<b>2 5</b>	<b>5 5</b>
<b>GRAMBLING STATE</b>	<b>* 23</b>	<b>1-4</b>	<b>0-1</b>	<b>2-2</b>	<b>1-3-4</b>	<b>1 3</b>	<b>0 1</b>	<b>1 1</b>	<b>4 4</b>	<b>0 1</b>	<b>4 4</b>	<b>4 4</b>
<b>PRAIRIE VIEW A&amp;M</b>	<b>* 27</b>	<b>3-7</b>	<b>0-0</b>	<b>1-4</b>	<b>1-1-2</b>	<b>2 5</b>	<b>0 0</b>	<b>3 7</b>	<b>7 7</b>	<b>0 3</b>	<b>7 7</b>	<b>7 7</b>
vs. UIW	11	0-3	0-1	0-0	0-1-1	0 2	1 0	0 2	0 0	0 0	2 0	0 0
<b>OMAHA</b>	<b>* 20</b>	<b>4-4</b>	<b>0-0</b>	<b>0-0</b>	<b>0-0-0</b>	<b>0 4</b>	<b>0 0</b>	<b>3 8</b>	<b>8 8</b>	<b>0 3</b>	<b>8 8</b>	<b>8 8</b>
<b>LAMAR</b>	<b>* 27</b>	<b>2-4</b>	<b>1-2</b>	<b>0-0</b>	<b>0-3-3</b>	<b>1 4</b>	<b>2 3</b>	<b>2 5</b>	<b>5 5</b>	<b>0 2</b>	<b>5 5</b>	<b>5 5</b>
at Providence	25	1-4	0-2	2-2	1-2-3	2 1	1 0	2 4	4 4	0 2	4 4	4 4
vs. Tennessee	5	0-0	0-0	0-0	0-0-0	1 0	2 1	0 0	0 0	0 0	0 0	0 0
<b>ARKANSAS STATE</b>	<b>DNP</b>											
vs. #5 Gonzaga	DNP											
<b>EASTERN WASHINGTON</b>	<b>DNP</b>											
<b>ALABAMA STATE</b>	<b>DNP</b>											
* at #11 Iowa State	DNP											
<b>* KANSAS</b>	<b>24</b>	<b>2-3</b>	<b>1-1</b>	<b>0-0</b>	<b>1-3-4</b>	<b>2 5</b>	<b>2 0</b>	<b>1 5</b>	<b>5 5</b>	<b>0 1</b>	<b>5 5</b>	<b>5 5</b>
* at Baylor	4	0-0	0-0	0-0	0-2-2	0 0	1 0	0 0	0 0	0 0	0 0	0 0
<b>* OKLAHOMA STATE</b>	<b>14</b>	<b>2-2</b>	<b>0-0</b>	<b>0-0</b>	<b>0-0-0</b>	<b>0 1</b>	<b>1 1</b>	<b>1 1</b>	<b>4 4</b>	<b>0 1</b>	<b>4 4</b>	<b>4 4</b>
* at Kansas State	1	0-0	0-0	0-0	0-0-0	0 0	0 0	0 0	0 0	0 0	0 0	0 0
<b>* IOWA STATE</b>	<b>6</b>	<b>1-1</b>	<b>0-0</b>	<b>0-0</b>	<b>0-0-0</b>	<b>1 0</b>	<b>1 0</b>	<b>0 2</b>	<b>2 2</b>	<b>0 0</b>	<b>2 2</b>	<b>2 2</b>
<b>* WEST VIRGINIA</b>	<b>10</b>	<b>0-0</b>	<b>0-0</b>	<b>1-2</b>	<b>0-1-1</b>	<b>0 0</b>	<b>1 0</b>	<b>1 1</b>	<b>1 1</b>	<b>0 1</b>	<b>1 1</b>	<b>1 1</b>
* at Kansas	22	1-4	0-0	3-4	2-2-4	1 1	0 2	1 5	5 5	0 2	1 5	5 5
<b>* MISSISSIPPI STATE</b>	<b>22</b>	<b>3-4</b>	<b>0-0</b>	<b>6-6</b>	<b>0-2-2</b>	<b>1 1</b>	<b>0 0</b>	<b>1 12</b>	<b>12 12</b>	<b>0 1</b>	<b>12 12</b>	<b>12 12</b>
<b>* TEXAS</b>	<b>24</b>	<b>2-6</b>	<b>0-2</b>	<b>1-2</b>	<b>0-3-3</b>	<b>1 2</b>	<b>2 0</b>	<b>4 5</b>	<b>5 5</b>	<b>0 4</b>	<b>5 5</b>	<b>5 5</b>
* at West Virginia	21	1-2	0-0	0-0	0-3-3	1 3	3 1	1 2	2 2	0 1	2 2	2 2
* at Oklahoma	24	1-3	0-1	0-0	1-3-4	1 1	1 0	2 2	2 2	0 2	2 2	2 2
<b>* TCU</b>	<b>17</b>	<b>1-2</b>	<b>0-0</b>	<b>0-2</b>	<b>0-1-1</b>	<b>3 2</b>	<b>0 0</b>	<b>1 2</b>	<b>2 2</b>	<b>0 1</b>	<b>2 2</b>	<b>2 2</b>
<b>* BAYLOR</b>	<b>11</b>	<b>1-1</b>	<b>0-0</b>	<b>0-0</b>	<b>0-1-1</b>	<b>2 1</b>	<b>0 1</b>	<b>1 2</b>	<b>2 2</b>	<b>0 1</b>	<b>2 2</b>	<b>2 2</b>
* at Texas	20	0-3	0-1	0-1	0-5-5	1 1	1 0	1 0	0 0	0 0	1 0	0 0
<b>* OKLAHOMA</b>	<b>16</b>	<b>1-1</b>	<b>0-0</b>	<b>0-0</b>	<b>0-3-3</b>	<b>1 0</b>	<b>1 0</b>	<b>2 2</b>	<b>2 2</b>	<b>0 2</b>	<b>2 2</b>	<b>2 2</b>
* at TCU	9	0-0	0-0	0-0	1-0-1	2 1	2 0	1 0	0 0	0 0	1 0	0 0
<b>* KANSAS STATE</b>	<b>18</b>	<b>1-4</b>	<b>0-1</b>	<b>0-0</b>	<b>0-2-2</b>	<b>1 2</b>	<b>1 1</b>	<b>3 1</b>	<b>2 2</b>	<b>0 1</b>	<b>2 2</b>	<b>2 2</b>
* at Oklahoma State	8	0-1	0-0	0-0	0-1-1	0 0	0 0	0 0	0 0	0 0	0 0	0 0
vs. Iowa State	14	0-0	0-0	0-0	0-1-1	0 1	1 1	2 1	0 0	0 0	1 0	0 0
vs. Oklahoma	3	0-0	0-0	0-0	0-0-0	0 0	1 1	1 1	0 0	0 0	0 0	0 0
vs. Kansas	7	0-1	0-0	0-0	1-0-1	0 3	0 0	0 0	0 0	0 0	0 0	0 0
vs. Montana State	16	1-3	0-0	0-0	0-0-0	0 2	1 0	1 2	0 0	0 0	1 2	2 2
vs. Notre Dame	10	0-1	0-0	0-0	0-0-0	0 0	0 0	0 1	0 0	0 0	1 0	0 0
vs. Duke	0+	0-0	0-0	0-0	0-0-0	0 0	0 0	0 0	0 0	0 0	0 0	0 0

**WILSON'S 2022-23 GAME-BY-GAME (0-0 • 0-0 American)**

Opponent	GS	Min	FG-A	3FG-A	FT-A	O-D-T	PF	A	TO	Blk	Stl	Pts
Sat out as a redshirt												

**WILSON'S 2020-21 GAME-BY-GAME (17-9 • 10-7 SBC at Louisiana)**

Opponent	GS	Min	FG-A	3FG-A	FT-A	O-D-T	PF	A	TO	Blk	Stl	Pts
vs. Baylor	*	34	4-12	0-3	0-0	0-3-3	2 2	2 1	2 8	2 1	2 8	8 8
at New Orleans	*	36	7-17	1-4	6-7	0-6-6	2 2	2 0	5 21	2 0	5 21	21 21
<b>LSU-SHREVEPORT</b>	<b>* 37</b>	<b>6-17</b>	<b>0-3</b>	<b>2-3</b>	<b>2-8-10</b>	<b>3 7</b>	<b>4 2</b>	<b>0 14</b>	<b>14 14</b>	<b>0 1</b>	<b>14 14</b>	<b>14 14</b>
<b>LSU-ALEXANDRIA</b>	<b>* 29</b>	<b>7-16</b>	<b>1-4</b>	<b>0-0</b>	<b>6-1-7</b>	<b>1 6</b>	<b>2 1</b>	<b>1 15</b>	<b>15 15</b>	<b>0 1</b>	<b>15 15</b>	<b>15 15</b>
<b>LOUISIANA TECH</b>	<b>* 28</b>	<b>5-10</b>	<b>0-2</b>	<b>1-3&lt;/</b>								

## THE LAST TIME...

### A TEAM...

#### Poll Rankings

**Was ranked in one national poll**  
#7 (1,151 pts.), Associated Press (Jan. 13, 2025)  
#5 (623 pts.), USA TODAY Sports Coaches (Jan. 13, 2025)  
**Was ranked in both national polls**  
#7 (1,151 pts.), Associated Press (Jan. 13, 2025)  
#5 (623 pts.), USA TODAY Sports Coaches (Jan. 13, 2025)

**Received points in one national poll**  
#7 (1,151 pts.), Associated Press (Jan. 13, 2025)  
#5 (623 pts.), USA TODAY Sports Coaches (Jan. 13, 2025)  
**Received points in both national polls**  
#7 (1,151 pts.), Associated Press (Jan. 13, 2025)  
#5 (623 pts.), USA TODAY Sports Coaches (Jan. 13, 2025)

**Received 50+ first-place votes in one national poll**  
52, Associated Press (March 11, 2024)

**Received 40+ first-place votes in one national poll**  
52, Associated Press (March 11, 2024)

**Received 35+ first-place votes in one national poll**  
52, Associated Press (March 11, 2024)

**Received 30+ first-place votes in one national poll**  
52, Associated Press (March 11, 2024)

**Received 20+ first-place votes in one national poll**  
52, Associated Press (March 11, 2024)  
29, USA TODAY Sports Coaches (March 11, 2024)

**Received 10+ first-place votes in one national poll**  
52, Associated Press (March 11, 2024)  
29, USA TODAY Sports Coaches (March 11, 2024)

**Received 10+ first-place votes in both national polls**  
52, Associated Press (March 11, 2024)  
29, USA TODAY Sports Coaches (March 11, 2024)

**Received 5+ first-place votes in one national poll**  
52, Associated Press (March 11, 2024)  
29, USA TODAY Sports Coaches (March 11, 2024)

**Received 5+ first-place votes in both national polls**  
52, Associated Press (March 11, 2024)  
29, USA TODAY Sports Coaches (March 11, 2024)

**Received a first-place vote in one national poll**  
4, Associated Press (Preseason, Oct. 14, 2024)  
4, USA TODAY Sports Coaches (Oct. 23, 2024)

**Received a first-place vote in both national polls**  
4, Associated Press (Preseason, Oct. 14, 2024)  
4, USA TODAY Sports Coaches (Oct. 23, 2024)

#### NET Rankings

**Was ranked #1 in NET ranking**  
#1, through March 17, 2024  
**Was ranked in Top Five in NET ranking**  
#3, through Jan. 19, 2025  
**Was ranked in Top 10 in NET ranking**  
#3, through Jan. 19, 2025  
**Was ranked in Top 25 in NET ranking**  
#3, through Jan. 19, 2025

#### vs. Ranked Teams

**Played a ranked team**  
W, 70-54, vs. rv/#25 West Virginia (1/15/25)  
**Beat a ranked team at home**  
W, 70-54, vs. rv/#25 West Virginia (1/15/25)  
**Beat a ranked team on road**  
W, 82-76 (OT), at 11/11 Baylor (2/24/24)  
**Beat a ranked team at neutral site**  
L, 80-85 (OT), vs. #9/9 Alabama, Players Era Festival (11/26/24)

**Lost to a ranked team at home**  
L, 65-71, vs. #8/10 Alabama (12/10/22)  
**Lost to a ranked team on road**  
L, 65-78, at #8/9 Kansas (2/3/24)  
**Lost to a ranked team at neutral site**  
L, 80-85 (OT), vs. #9/9 Alabama, Players Era Festival (11/26/24)

#### Winning Streaks

**Won 5+ straight games**  
10 (12/7/24 – present)  
**Won 10+ straight games**  
10 (12/7/24 – present)  
**Won 15+ straight games**  
15 (11/10/18 – 1/9/19)  
**Won 20+ straight games**  
26 (12/17/82 – 4/4/83)  
**Won 25+ straight games**  
26 (12/17/82 – 4/4/83)  
**Won 30+ straight games**  
32 (3/25/67 – 3/16/68)

#### Losing Streaks

**Lost 5+ straight games**  
6 (2/5/ – 3/1/15)  
**Lost 10+ straight games**  
11 (1/31 – 3/4/98)

#### Buzzer Beaters

**Won on buzzer beater**  
UH: 69-68, 6-foot layup on left side, by J'Wan Roberts, at UCF (1/18/25) (1.1 secs left on clock)  
67-65, 18-foot jumper to right of free throw line, by Jamal Shead, at Memphis (3/5/23) (no time left on clock)  
**Opp:** 72-71, jumper by T.J. Haws from right wing, bounced off rim and in, vs. BYU (11/15/19) (no time left on clock)

#### Margin of Victory

**Won by 20+ Points**  
UH: (30) 87-57, at Kansas State (1/11/25)  
**Opp:** (28) 41-69, vs. #7/8 (2) Iowa State, Phillips 66 Big 12 Championship Title Game (3/16/24)

**Won by 25+ Points**  
UH: (30) 87-57, at Kansas State (1/11/25)  
**Opp:** (28) 41-69, vs. #7/8 (2) Iowa State, Phillips 66 Big 12 Championship Title Game (3/16/24)

**Won by 30+ Points**  
UH: (30) 87-57, at Kansas State (1/11/25)  
**Opp:** (37) 43-80, at rv/rv UConn (1/30/14)

**Won by 35+ Points**  
UH: (36) 80-44, vs. Hofstra (11/22/24)  
**Opp:** (37) 43-80, at rv/rv UConn (1/30/14)

**Won by 40+ Points**  
UH: (46) 91-45, vs. Louisiana (11/13/24)  
**Opp:** (47) 63-110, at Washington (12/24/04)

**Won by 45+ Points**  
UH: (46) 91-45, vs. Louisiana (11/13/24)  
**Opp:** (47) 63-110, at Washington (12/24/04)

**Won by 50+ Points**  
UH: (57) 97-40, vs. Jackson State (11/4/24)  
**Opp:** Has not happened

**Won by 55+ Points**  
UH: (57) 97-40, vs. Jackson State (11/4/24)  
**Opp:** Has not happened

**Won by 60+ Points**  
UH: (67) 111-44, vs. Bryant (12/3/21)  
**Opp:** Has not happened

**Won by 65+ Points**  
UH: (67) 111-44, vs. Bryant (12/3/21)  
**Opp:** Has not happened

**Won by 70+ Points**  
UH: (77) 158-81, vs. Valparaiso (2/24/68)  
**Opp:** Has not happened

**Won by 75+ Points**  
UH: (77) 158-81, vs. Valparaiso (2/24/68)  
**Opp:** Has not happened

**Scored 100 points and lost**  
L, 101-102 (2OT), at Louisiana (1/13/88)

#### in Overtime

**Played an overtime game**  
L, 70-73 (OT), vs. San Diego State, Players Era Festival (11/30/24)  
**Played a double-overtime game**  
W, 76-74 (2OT), at Wichita State (2/20/22)  
**Played a triple-overtime game**  
L, 92-101, at Tulsa (2/16/13)  
**Played a quadruple-overtime game**  
L, 77-78 (4OT), at TCU (2/17/81)

#### Total Points

**Scored 150+ points**  
UH: W, 158-81, vs. Valparaiso (2/24/68)  
**Opp:** Has not happened

**Scored 140+ points**  
UH: W, 145-78, vs. Texas Lutheran (12/8/81)  
**Opp:** Has not happened

**Scored 130+ points**  
UH: W, 131-62, vs. Florida Tech (11/22/05)  
**Opp:** Has not happened

**Scored 120+ points**  
UH: W, 131-62, vs. Florida Tech (11/22/05)  
**Opp:** L, 101-121, at Bowling Green (3/17/75)

**Scored 110+ points**  
UH: W, 111-44, vs. Bryant (12/3/21)  
**Opp:** L, 99-112, at Nevada (11/21/09)

**Scored 100+ points**  
UH: W, 100-95, vs. (9) Texas A&M, NCAA Tournament South Region Round of 32, (3/24/24)  
**Opp:** W, 100-95, vs. (9) Texas A&M, NCAA Tournament South Region Round of 32, (3/24/24)

**Scored 95+ points**  
UH: W, 97-40, vs. Jackson State (11/4/24)  
**Opp:** W, 100-95, vs. (9) Texas A&M, NCAA Tournament South Region Round of 32, (3/24/24)

**Scored 90+ points**  
UH: W, 97-40, vs. Jackson State (11/4/24)  
**Opp:** W, 100-95, vs. (9) Texas A&M, NCAA Tournament South Region Round of 32, (3/24/24)

**Scored 60 or fewer points**  
UH: L, 51-54, vs. #13/14 (4) Duke, NCAA Tournament Sweet 16 (3/29/24)  
**Opp:** W, 70-54, vs. rv/#25 West Virginia (11/26/24)

**Scored 55 or fewer points**  
UH: L, 51-54, vs. #13/14 (4) Duke, NCAA Tournament Sweet 16 (3/29/24)  
**Opp:** W, 70-54, vs. rv/#25 West Virginia (11/26/24)

**Scored 50 or fewer points**  
UH: L, 41-69, vs. #7/8 (2) Iowa State, Phillips 66 Big 12 Championship Title Game (3/16/24)  
**Opp:** W, 65-46, vs. TCU (1/6/25)

**Scored 45 or fewer points**  
UH: L, 41-69, vs. #7/8 (2) Iowa State, Phillips 66 Big 12 Championship Title Game (3/16/24)  
**Opp:** W, 62-42, vs. Troy (12/10/24)

**Scored 40 or fewer points**  
UH: L, 39-42, vs. Oklahoma City (12/15/51)  
**Opp:** W, 72-37, vs. Texas State (12/21/23)

**Scored 35 or fewer points**  
UH: L, 34-43, vs. Louisiana (12/10/47)  
**Opp:** W, 84-31, vs. ULM (11/6/23)

#### Points in a Half

**Scored 50+ points in a half**  
UH: 51 (2nd), vs. Butler, Big 12-Big East Battle (12/7/24) (W, 79-51)  
**Opp:** 50 (2nd), at Rice (11/19/19) (W, 97-89)

**Scored 50+ points in both halves**  
UH: 52 (1st), 59 (2nd) vs. Bryant (12/3/21) (W, 111-44)  
**Opp:** 50 (1st), 54 (2nd), at UCF (3/7/14) (L, 83-104)

**Scored 55+ points in a half**  
UH: 59 (2nd), vs. Bryant (12/3/21) (W, 111-44)  
**Opp:** 57 (1st), at #18/14 Louisville (1/16/14) (L, 52-91)

**Scored 55+ points in both halves**  
UH: 56 (1st, 2nd), vs. Houston Baptist (11/26/19) (W, 112-73)

**Scored 60+ points in a half**  
UH: 60 (2nd), vs. Northwestern State (11/30/21) (W, 99-58)  
**Opp:** 64, by Marshall, at C-USA Championship (3/9/11)

**Scored 60+ points in both halves**  
UH: 69 (1st); 62 (2nd), vs. Florida Tech (11/22/05) (W, 131-62)  
**Opp:** Has not happened

**Scored 65+ points in a half**  
UH: 65 (2nd), at Rice (11/19/19) (W, 97-89)  
**Opp:** 66 (2nd), by Purdue (Indianapolis) (12/10/93) (L, 90-114)

**Scored 65+ points in both halves**  
UH: 74 (1st); 84 (2nd), vs. Valparaiso (W, 158-81)  
**Opp:** Has not happened

**Scored 70+ points in a half**  
UH: 84 (2nd), vs. Valparaiso (2/24/68) (W, 158-81)  
**Opp:** Has not happened

**Scored 70+ points in both halves**  
UH: 74 (1st); 84 (2nd), vs. Valparaiso (W, 158-81) (2/24/68)  
**Opp:** Has not happened

## THE LAST TIME...

### Scored 75+ points in a half

UH: 84 (2nd), vs. Valparaiso (2/24/68) (W, 158-81)

Opp: Has not happened

### Scored 80+ points in a half

UH: 84 (2nd), vs. Valparaiso (2/24/68) (W, 158-81)

Opp: Has not happened

### Scored 85+ points in a half

UH: 85 (1st), vs. Texas Wesleyan (2/22/66) (W, 152-108)

Opp: Has not happened

### Scored 25 points or fewer in a half

UH: 18 (1st), vs. rv/Hofstra (11/22/24) (W, 80-44)

Opp: 24 (1st), at Kansas State (1/11/25) (W, 87-57)

### Scored 20 points or fewer in a half

UH: 18 (1st), vs. rv/Hofstra (11/22/24) (W, 80-44)

Opp: 18 (1st), at Oklahoma State (12/30/24) (W, 60-47)

### Scored 15 points or fewer in a half

UH: 15, (1st), at Southern Miss (1/13/12) (L, 54-73)

Opp: 11 (1st), vs. Troy (12/10/24) (W, 62-42)  
*Houston school record*

### Scored 10 points or fewer in a half

UH: 10 (2nd), vs. rv/rv Tulsa (2/5/15) (L, 44-57)

Opp: Has not happened

### Field Goal Percentage

#### Shot 70+ percent from field

UH: 70.0 (35-50), vs. Tennessee State (12/30/01) (W, 91-60)

Opp: Has not happened

#### Shot 65+ percent from field

UH: 66.7 0 (42-63), vs. ECU (2/25/18) (W, 109-58)

Opp: 68.9 (31-45), at #8/9 Kansas (2/3/23) (L, 67-78)

#### Shot 60+ percent from field

UH: 62.0 (44-71), vs. Bryant (12/3/21) (W, 111-44)

Opp: 68.9 (31-45), at #8/9 Kansas (2/3/23) (L, 67-78)

#### Shot 55 percent+ from field

UH: 58.2 (39-67), vs. Jackson State (11/4/24) (W, 97-40)

Opp: 68.9 (31-45), at #8/9 Kansas (2/3/23) (L, 67-78)

#### Shot 50 percent+ from field

UH: 53.3 (32-60), vs. Butler, Big 12-Big East Battle (12/7/24) (W, 79-51)

Opp: 52.9 (27-58), vs. #11/11 Auburn, Mattress Firm Battleground 2k24 (11/9/24) (L, 69-74)

#### Shot 35 percent or less from field

UH: 26.8 (15-56), vs. #7/8 (2) Iowa State, Phillips 66 Big 12 Championship Title Game (3/16/24) (L, 41-69)

Opp: 25.9 (14-54), at Oklahoma State (12/30/24) (W, 60-47)

#### Shot 30 percent or less from field

UH: 26.8 (15-56), vs. #7/8 (2) Iowa State, Phillips 66 Big 12 Championship Title Game (3/16/24) (L, 41-69)

Opp: 25.9 (14-54), at Oklahoma State (12/30/24) (W, 60-47)

### Shot 25 percent or less from field

UH: 23.8 (15-63), vs. Kent State (11/26/22) (W, 49-44)

Opp: 24.0 (12-50), vs. Troy (12/10/24) (W, 62-42)

### Shot 20 percent or less from field

UH: TBD

Opp: 15.9 (7-44), vs. UCF (1/20/24) (W, 57-42)

### 3-Point Field Goals Made

#### Made 19+ 3-pointers

UH: 19, vs. Florida Tech (Nov. 22, 2005) (W, 131-62)

Opp: Has not happened

#### Made 18+ 3-pointers

UH: 18, vs. East Carolina (2/25/18) (W, 109-58)

Opp: Has not happened

#### Made 17+ 3-pointers

UH: 18, vs. Norfolk State (11/29/22) (W, 100-52)

Opp: Has not happened

#### Made 16+ 3-pointers

UH: 16, vs. BYU (1/4/25) (W, 86-55)

Opp: Has not happened

#### Made 15+ 3-pointers

UH: 16, vs. BYU (1/4/25) (W, 86-55)

Opp: 15, at #18/14 Louisville (1/16/14) (L, 52-91)

#### Made 14+ 3-pointers

UH: 16, vs. BYU (1/4/25) (W, 86-55)

Opp: 14, vs. Vermont, Gulf Coast Showcase Championship (11/23/16) (W, 72-71)

#### Made 13+ 3-pointers

UH: 16, vs. BYU (1/4/25) (W, 86-55)

Opp: 13, vs. Lamar (11/25/20)

#### Made 12+ 3-pointers

UH: 16, vs. BYU (1/4/25) (W, 86-55)

Opp: 12, at rv/rv Oklahoma (3/2/24) (W, 87-85)

#### Made 11+ 3-pointers

UH: 11, vs. rv/#25 West Virginia (1/15/25) (W, 70-54)

Opp: 11, vs. #9/9 Alabama, Players Era Festival (11/26/24) (L, 80-85 OT)

#### Made 10+ 3-pointers

UH: 11, vs. rv/#25 West Virginia (1/15/25) (W, 70-54)

Opp: 10, at Kansas State (1/11/25) (W, 87-57)

#### Made 3 or fewer 3-pointers

UH: 3, at UCF (1/18/25) (W, 69-68)

Opp: 3, vs. TCU (1/6/25) (W, 65-46)

#### Made 2 or fewer 3-pointers

UH: 2, vs. #13/14 (4) Duke, NCAA Tournament Sweet 16 (3/29/24) (L, 51-54)

Opp: 2, vs. (8) TCU, Big 12 Championship Quarterfinals (3/15/24) (W, 60-45)

#### Made 1 or fewer 3-pointers

UH: 1, vs. #6/5 Villanova, NCAA Tournament Elite Eight (3/26/22) (L, 44-50)

Opp: 1, vs. Norfolk State (11/29/22) (W, 100-52)

#### Did not make a 3-pointer

UH: vs. Saint Louis (3/7/01), C-USA Tournament (L, 65-78)

*Current streak of 770 straight games through Jan. 19, 2025*

Opp: at Tulsa (1/4/15) (L, 54-72)

*Current streak of 344 straight games through Jan. 19, 2025*

### 3-Point Field Goal Attempts

#### Attempted 40+ 3-pointers

UH: 42, at UCF (2/2/08) (W, 84-81)

Opp: 43, vs. Hofstra (11/9/21) (W, 83-75 OT)

#### Attempted 35+ 3-pointers

UH: 35, vs. ULM (11/6/23) (W, 84-31)

Opp: 38, at #21/19 BYU (1/23/24) (W, 75-68)

#### Attempted 30+ 3-pointers

UH: 34, vs. BYU (1/4/25) (W, 86-55)

Opp: 30, vs. #9/9 Alabama, Players Era Festival (11/26/24) (L, 80-85 OT)

#### Attempted 25+ 3-pointers

UH: 26, vs. rv/#25 West Virginia (1/15/25) (W, 70-54)

Opp: 25, at Kansas State (1/11/25) (W, 87-57)

#### Attempted 20+ 3-pointers

UH: 26, vs. rv/#25 West Virginia (1/15/25) (W, 70-54)

Opp: 23, at UCF (1/18/25) (W, 69-68)

#### Attempted 15+ 3-pointers

UH: 16, at UCF (1/18/25) (W, 69-68)

Opp: 23, at UCF (1/18/25) (W, 69-68)

### 3-Point Field Goal Percentage

#### Shot 60 percent or higher from 3-pt line

UH: 60.0 (12-20), vs. Jackson State (11/4/24) (W, 97-40)

Opp: 53.6 (15-28), at #18/14 Louisville (1/16/14) (L, 52-91)

#### Shot 50 percent or higher from 3-pt line

UH: 50.0 (9-18), vs. Butler, Big 12-Big East Battle (12/7/24) (W, 79-51)

Opp: 52.7 (29-55), at rv/rv Oklahoma (3/2/24) (W, 87-85)

#### Shot 45 percent or higher from 3-pt line

UH: 47.1 (16-34), vs. BYU (1/4/25) (W, 86-55)

Opp: 52.7 (29-55), at rv/rv Oklahoma (3/2/24) (W, 87-85)

#### Shot 40 percent or higher from 3-pt line

UH: 42.0 (3-16), at UCF (1/18/25) (W, 69-68)

Opp: 40.3 (7-23), at UCF (1/18/25) (W, 69-68)

#### Shot 30 percent or higher from 3-pt line

UH: 42.0 (3-16), at UCF (1/18/25) (W, 69-68)

Opp: 40.3 (7-23), at UCF (1/18/25) (W, 69-68)

#### Shot 20 percent or less from 3-pt line

UH: 16.7 (4-24), vs. Toledo (12/18/24) (W, 78-49)

Opp: 16.7 (3-18), vs. TCU (1/6/25) (W, 65-46)

#### Shot 10 percent or less from 3-pt line

UH: 5.0 (1-20), vs. #6/5 Villanova, NCAA Tournament Elite Eight (3/26/22) (L, 44-50)

Opp: 10.0 (2-20), vs. (8) TCU, Big 12 Championship Quarterfinals (3/15/24) (W, 60-45)

### Free Throws Made

#### Made 40+ free throws

UH: 40, vs. Southwestern (12/12/77)

Opp: 42, vs. Texas Tech, SWC Classic (3/10/94) (L, 86-110)

#### Made 35+ free throws

UH: 35, vs. Southern Miss (1/23/02)

Opp: 36, vs. Wyoming, Global Sports Classic Championship Round (12/22/15)

#### Made 30+ free throws

UH: 31, vs. South Carolina (12/5/20) (W, 77-67)

Opp: 30, vs. #9/9 Alabama, Players Era Festival (11/26/24) (L, 80-85 OT)

### Made 25+ free throws

UH: 26, vs. #9/9 Alabama, Players Era Festival (11/26/24) (L, 80-85 OT)

Opp: 30, vs. #9/9 Alabama, Players Era Festival (11/26/24) (L, 80-85 OT)

### Made 20+ free throws

UH: 21, vs. Texas A&M-Corpus Christi (12/21/24) (W, 87-51)

Opp: 30, vs. #9/9 Alabama, Players Era Festival (11/26/24) (L, 80-85 OT)

### Made 10 or fewer free throws

UH: 8, at UCF (1/18/25) (W, 69-68)

Opp: 7, vs. rv/#25 West Virginia (1/15/25) (W, 70-54)

### Made 5 or fewer free throws

UH: 5, vs. TCU (1/6/25) (W, 65-46)

Opp: 4, vs. rv/Hofstra (11/22/24) (W, 80-44)

### Made 3 or fewer free throws

UH: 3, vs. #25/25 Texas Tech (1/17/24) (W, 77-54)

Opp: 3, vs. Stetson (11/13/23) (W, 79-48)

### Made 2 or fewer free throws

UH: 1, at Oklahoma State (12/8/18) (W, 63-53)

Opp: 2, vs. McNeese (12/21/22) (W, 83-44)

### Made 1 or fewer free throws

UH: 1, at Oklahoma State (12/8/18) (W, 63-53)

Opp: 1, vs. Rice (1/9/91) (W, 80-73)

### Made 0 free throws

UH: 0, at TCU (1/19/05) (L, 51-58)

Opp: Has not happened

### Free Throws Attempts

#### Attempted 50+ free throws

UH: 53, vs. Southwestern (12/12/77)

Opp: 50, at Tulsa (2/16/13) (L, 92-101, 30T)

#### Attempted 45+ free throws

UH: 45, vs. Texas Southern (12/23/00) (L, 68-71)

Opp: 45, vs. (9) Texas A&M, NCAA Tournament South Region Round of 32, (3/24/24) (W, 100-95, OT)

#### Attempted 40+ free throws

UH: 43, vs. Houston Baptist (12/16/14) (W, 83-76)

Opp: 41, vs. #9/9 Alabama, Players Era Festival (11/26/24) (L, 80-85 OT)

#### Attempted 35+ free throws

UH: 38, vs. South Carolina (12/5/20) (W, 77-67)

Opp: 41, vs. #9/9 Alabama, Players Era Festival (11/26/24) (L, 80-85 OT)

#### Attempted 30+ free throws

UH: 33, vs. #9/9 Alabama, Players Era Festival (11/26/24) (L, 80-85 OT)

Opp: 41, vs. #9/9 Alabama, Players Era Festival (11/26/24) (L, 80-85 OT)

#### Attempted 10 or fewer free throws

UH: 9, vs. TCU (1/6/25) (W, 65-46)

Opp: 7, vs. TCU (1/6/25) (W, 65-46)

#### Attempted 5 or fewer free throws

UH: 3, vs. #25/25 Texas Tech (1/17/24) (W, 77-54)

Opp: 5, vs. Stetson (11/13/23) (W, 79-48)

#### Attempted 3 or fewer free throws

UH: 3, vs. #25/25 Texas Tech (1/17/24) (W, 77-54)

Opp: 2, vs. TCU (2/1/85) (L, 80-85)

#### Attempted 2 or fewer free throws

UH: 2, at Oklahoma State (12/8/18) (W, 63-53)

Opp: 2, vs. TCU (2/1/85) (L, 80-85)

## THE LAST TIME...

### Attempted 1 or fewer free throws

**UH:** 1, vs. SMU (2/16/11) (L, 51-65)  
**Opp:** Has not happened

### Free Throw Percentage

**Shot 100 percent from FT line**  
**UH:** 100.0 (6-6), at Oklahoma State (12/30/24) (W, 60-47)  
**Opp:** 100.0 (15-15), vs. #6/5 Villanova, NCAA Tournament Elite Eight (3/26/22) (L, 44-50)

### Shot 90 percent or higher from FT line

**UH:** 100.0 (6-6), at Oklahoma State (12/30/24) (W, 60-47)  
**Opp:** 93.8 (15-16), vs. Longwood, NCAA Tournament South Region First Round (3/22/24) (W, 86-46)

### Shot 80 percent or higher from FT line

**UH:** 100.0 (6-6), at Oklahoma State (12/30/24) (W, 60-47)  
**Opp:** 83.3 (15-18), at Oklahoma State (12/30/24) (W, 60-47)

### Shot 70 percent or higher from FT line

**UH:** 75.0 (9-12), vs. rv/#25 West Virginia (1/15/25) (W, 70-54)  
**Opp:** 72.7 (8-11), at UCF (1/18/25) (W, 69-68)

### Shot 60 percent or higher from FT line

**UH:** 72.7 (8-11), at UCF (1/18/25) (W, 69-68)  
**Opp:** 64.7 (11-17), at UCF (1/18/25) (W, 69-68)

### Shot 50 percent or less from FT line

**UH:** 50.0 (9-18), at UCF (3/6/24) (W, 67-59)  
**Opp:** 42.9 (3-7), vs. TCU (1/6/25) (W, 65-46)

### Shot 40 percent or less from FT line

**UH:** 36.4 (4-11), at #8/8 Cincinnati (1/31/18) (L, 70-80)  
**Opp:** 35.3 (6-17), vs. ULM (11/6/23) (W, 84-31)

## Rebounds

### Had 60+ Rebounds

**UH:** 62, vs. Morgan State (11/22/14) (W, 72-57)  
**Opp:** 65, vs. Georgetown (St. Petersburg, Fla.) (12/29/90) (L, 51-63)

### Had 50+ Rebounds

**UH:** 50, vs. Toledo (12/18/24) (W, 78-49)  
**Opp:** 55, vs. (8) TCU, Big 12 Championship Quarterfinals (3/15/24) (W, 60-45)

### Had 40+ Rebounds

**UH:** 42, at UCF (1/18/25) (W, 69-68)  
**Opp:** 41, at UCF (1/18/25) (W, 69-68)

### Had 30+ Rebounds

**UH:** 42, at UCF (1/18/25) (W, 69-68)  
**Opp:** 41, at UCF (1/18/25) (W, 69-68)

### Had 20 or fewer Rebounds

**UH:** 18, vs. Southeastern Louisiana (12/18/04) (W, 68-61)  
**Opp:** 19, at East Carolina (2/27/19) (W, 99-65)

## Rebounding Margin

### Had +49 Rebound Margin

**UH:** Has not happened  
**Opp:** +49 (70-21), at #10 Bradley (1/11/58) (L, 80-116)

### Had +48 Rebound Margin

**UH:** Has not happened  
**Opp:** +49 (70-21), at #10 Bradley (1/11/58) (L, 80-116)

### Had +47 Rebound Margin

**UH:** Has not happened  
**Opp:** +49 (70-21), at #10 Bradley (1/11/58) (L, 80-116)

### Had +45 Rebound Margin

**UH:** +45 (72-27), vs. St. Mary's (Texas) (2/15/67) (W, 110-79)  
**Opp:** +47 (74-27), vs. Notre Dame (1/9/65) (L, 80-10)

### Had +44 Rebound Margin

**UH:** +44 (72-27), at West Texas A&M (2/23/67) (W, 120-76)  
**Opp:** +47 (74-27), vs. Notre Dame (1/9/65) (L, 80-10)

### Had +43 Rebound Margin

**UH:** +44 (72-27), at West Texas A&M (2/23/67) (W, 120-76)  
**Opp:** +47 (74-27), vs. Notre Dame (1/9/65) (L, 80-10)

### Had +41 Rebound Margin

**UH:** +42 (68-26), vs. Valparaiso (2/24/68) (W, 158-81)  
**Opp:** +47 (74-27), vs. Notre Dame (1/9/65) (L, 80-10)

### Had +40 Rebound Margin

**UH:** +42 (68-26), vs. Valparaiso (2/24/68) (W, 158-81)  
**Opp:** +47 (74-27), vs. Notre Dame (1/9/65) (L, 80-10)

### Had +38 Rebound Margin

**UH:** +38 (65-27), vs. UNLV (1/20/71) (W, 130-73)  
**Opp:** +47 (74-27), vs. Notre Dame (1/9/65) (L, 80-10)

### Had +37 Rebound Margin

**UH:** +37 (75-38), vs. Trinity (12/11/76) (W, 124-67)  
**Opp:** +47 (74-27), vs. Notre Dame (1/9/65) (L, 80-10)

### Had +36 Rebound Margin

**UH:** +37 (75-38), vs. Trinity (12/11/76) (W, 124-67)  
**Opp:** +47 (74-27), vs. Notre Dame (1/9/65) (L, 80-10)

### Had +35 Rebound Margin

**UH:** +35 (65-30), vs. Nevada (12/2/89) (W, 109-68)  
**Opp:** +47 (74-27), vs. Notre Dame (1/9/65) (L, 80-10)

### Had +32 Rebound Margin

**UH:** +35 (65-30), vs. Nevada (12/2/89) (W, 109-68)  
**Opp:** +32 (26-58), at Arizona (12/17/06) (L, 62-87)

### Had +30 Rebound Margin

**UH:** +31 (53-22), vs. East Carolina (2/25/18) (W, 109-58)  
**Opp:** +31 (26-57), at Nevada (11/21/09) (L, 99-112)

### Had +28 Rebound Margin

**UH:** +28 (54-26), vs. SMU (1/5/23) (W, 87-53)  
**Opp:** +31 (26-57), at Nevada (11/21/09) (L, 99-112)

### Had +25 Rebound Margin

**UH:** +26 (53-27), vs. Tulsa (2/8/23) (W, 80-42)  
**Opp:** +27 (25-52) at UTSA (1/1/10) (L, 82-83)

### Had +20 Rebound Margin

**UH:** +24 (44-20), at Kansas State (1/11/25) (W, 87-57)  
**Opp:** +22 (23-45), vs. South Florida (12/30/15) (W, 73-67)

### Had +15 Rebound Margin

**UH:** +24 (44-20), at Kansas State (1/11/25) (W, 87-57)  
**Opp:** +16 (24-40), at #8/9 Kansas (2/3/24) (L, 65-78)

### Had +10 Rebound Margin

**UH:** +24 (44-20), at Kansas State (1/11/25) (W, 87-57)  
**Opp:** +14 (35-49), vs. (9) Texas A&M, NCAA Tournament South Region Round of 32 (3/24/24) (W, 100-95 OT)

### Had +5 Rebound Margin

**UH:** +7 (30-23), vs. rv/#25 West Virginia (1/15/25) (W, 70-54)  
**Opp:** +5 (34-49), at Oklahoma State (12/30/24) (W, 60-47)

### Had +3 Rebound Margin

**UH:** +7 (30-23), vs. rv/#25 West Virginia (1/15/25) (W, 70-54)  
**Opp:** +5 (34-39), at Oklahoma State (12/30/24) (W, 60-47)

### Had +1 Rebound Margin

**UH:** +1 (42-41), at UCF (1/18/25) (W, 69-68)  
**Opp:** +5 (34-39), at Oklahoma State (12/30/24) (W, 60-47)

### Had Even Rebound Margin

**UH:** (33-33), vs. #11/11 Auburn, Battleground 2k24 (11/13/24) (L, 69-74)

## Assists

### Recorded 35+ assists

**UH:** 35, vs. SMU (1/8/83) (W, 105-71)  
**Opp:** Has not happened

### Recorded 30+ assists

**UH:** 31, vs. East Carolina (2/25/18) (W, 109-58)  
**Opp:** 30, at Charlotte (12/28/98) (L, 75-105)

### Recorded 25+ assists

**UH:** 26, vs. Norfolk State (11/29/22) (W, 100-52)  
**Opp:** 25, at rv/rv SMU (1/21/17) (L, 64-85)

### Recorded 20+ assists

**UH:** 20, vs. rv/- Hofstra (11/22/24) (W, 80-44)  
**Opp:** 20, at #8/9 Kansas (2/3/24) (L, 65-78)

### Recorded 15+ assists

**UH:** 15, vs. BYU (1/4/25) (W, 86-55)  
**Opp:** 16, at Kansas State (1/11/25) (W, 87-57)

### Recorded 10+ assists

**UH:** 11, vs. rv/#25 West Virginia (1/15/25) (W, 70-54)  
**Opp:** 11, at UCF (1/18/25) (W, 69-68)

### Recorded 5 or fewer assists

**UH:** 13, vs. Louisiana (11/13/24) (W, 91-45)  
**Opp:** 4, vs. TCU (1/6/25) (W, 65-46)

### Recorded 3 or fewer assists

**UH:** 3, vs. Boise State (11/27/20) (W, 68-58)  
**Opp:** 3, vs. Saint Joseph's, Veterans Classic (11/11/22) (W, 81-55)

## Blocked Shots

### Recorded 15+ blocks

**UH:** 15, vs. #13 Villanova (3/27/83), NCAA Tournament Midwest Regional championship (W, 89-71)  
**Opp:** Has not happened

### Recorded 10+ blocks

**UH:** 10, vs. #9/9 Alabama, Players Era Festival (11/26/24) (L, 80-85 OT)  
**Opp:** 10, at Cincinnati (2/1/20) (L, 62-64)

### Recorded 5+ blocks

**UH:** 5, at UCF (1/18/25) (W, 69-68)  
**Opp:** 5, vs. San Diego State, Players Era Festival (11/30/24) (L, 70-73 OT)

### Recorded 0 blocks

**UH:** 0, at Tulane (2/23/22) (W, 81-67)  
**Opp:** 0, at Kansas State (1/11/25) (W, 87-57)

## Steals

### Recorded 20+ steals

**UH:** 22, vs. McNeese (12/31/05) (W, 78-67)  
**Opp:** 21, vs. Texas (1/29/94 L, 78-110)

### Recorded 15+ steals

**UH:** 17, vs. Louisiana (11/13/24) (W, 91-45)  
**Opp:** 18, vs. Arkansas-Pine Bluff, Continental Tire Las Vegas Classic Regional Round (12/17/14) (L, 56-61 OT)

### Recorded 10+ steals

**UH:** 11, vs. TCU (1/6/25) (W, 65-46)  
**Opp:** 10, vs. (8) TCU, Big 12 Championship Quarterfinals (3/15/24) (W, 60-45)

### Recorded 5+ steals

**UH:** 6, vs. rv/#25 West Virginia (1/15/25) (W, 70-54)  
**Opp:** 5, vs. rv/#25 West Virginia (1/15/25) (W, 70-54)

## Turnovers

### Recorded 30+ turnovers

**UH:** NA  
**Opp:** 30, vs. Louisiana College (11/19/12) (W, 106-59)

### Recorded 25+ turnovers

**UH:** 26, vs. Nicholls (11/12/10) (W, 63-62 OT)  
**Opp:** 27, vs. Texas State (12/21/23) (W, 72-37)

### Recorded 20+ turnovers

**UH:** 23, vs. Kent State (11/26/22) (W, 49-44)  
**Opp:** 23, vs. Louisiana (11/13/24) (W, 91-45)

### Recorded 15+ turnovers

**UH:** 16, at rv/rv Iowa State (1/9/24) (L, 53-57)  
**Opp:** 19, vs. TCU (1/6/25) (W, 65-46)

### Recorded 10+ turnovers

**UH:** 10, vs. TCU (1/6/25) (W, 65-46)  
**Opp:** 13, at UCF (1/18/25) (W, 69-68)

### Recorded 5 or fewer turnovers

**UH:** 5, vs. Notre Dame, Players Era Festival (11/27/24) (W, 65-54)  
**Opp:** 5, vs. (8) TCU, Big 12 Championship Quarterfinals (3/15/24) (W, 60-45)

### Recorded 3 or fewer turnovers

**UH:** 3, at #8/9 Kansas (2/3/24) (L, 65-78)  
**Opp:** NA

### Recorded 2 or fewer turnovers

**UH:** 1, vs. UConn (2/1/15) (W, 70-68)  
**Opp:** NA

## Fouls

### Recorded 36+ fouls

**UH:** 36, vs. Tulsa (2/16/13) (L, 92-101)  
**Opp:** NA

### Recorded 35+ fouls

**UH:** 35, vs. Wyoming, Global Sports Classic Third/ Championship Rounds (12/22/15) (W, 94-89 2OT)  
**Opp:** NA

## THE LAST TIME...

### Recorded 30+ fouls

**UH:** 30, vs. #9/9 Alabama, Players Era Festival (11/26/24) (L, 80-85 OT)  
**Opp:** 30, vs. UConn (1/23/20) (W, 63-59)

### Recorded 25+ fouls

**UH:** 30, vs. #9/9 Alabama, Players Era Festival (11/26/24) (L, 80-85 OT)  
**Opp:** 25, vs. #9/9 Alabama, Players Era Festival (11/26/24) (L, 80-85 OT)

### Recorded 20+ fouls

**UH:** 20, at UCF (1/18/25) (W, 69-68)  
**Opp:** 25, vs. #9/9 Alabama, Players Era Festival (11/26/24) (L, 80-85 OT)

### Recorded 15+ fouls

**UH:** 20, at UCF (1/18/25) (W, 69-68)  
**Opp:** 17, vs. rv/#25 West Virginia (1/15/25) (W, 70-54)

### Recorded 12 or fewer fouls

**UH:** 11, vs. rv/#25 West Virginia (1/15/25) (W, 70-54)  
**Opp:** 11, vs. TCU (1/6/25) (W, 65-46)

### Recorded 10 or fewer fouls

**UH:** 10, vs. Dayton, Shriners Childrens Charleston Classic Title Game (11/19/23) (W, 69-55)  
**Opp:** 10, at Oklahoma State (12/30/24) (W, 60-47)

### Recorded 8 or fewer fouls

**UH:** 4, vs. McNeese (12/21/22) (W, 83-44)  
**Opp:** 8, vs. Our Lady of the Lake (2/6/21) (W, 112-46)

### Recorded 7 or fewer fouls

**UH:** 4, vs. McNeese (12/21/22) (W, 83-44)  
**Opp:** 6, at UCF (2/15/15) (L, 54-56)

### Recorded 6 or fewer fouls

**UH:** 4, vs. McNeese (12/21/22) (W, 83-44)  
**Opp:** 6, at UCF (2/15/15) (L, 54-56)

## A PLAYER...

### Triple-Doubles

**Recorded a triple-double**  
**UH:** DeJon Jarreau (15 pts., 10 rebs., 10 asts.), vs. Tulane, American Championship Quarterfinals (3/12/21) (W, 77-52)  
**Opp:** Jalen James (12 pts., 13 rebs., 10 asts.), vs. San Jose State (12/7/13) (L, 68-72)

### Double-Doubles

**Recorded a points-rebounds double-double**  
**UH:** Ja'Vier Francis (16 pts, 10 rebs), at UCF (1/18/25) (W, 69-68)  
**Opp:** Grant Nelson (13 pts, 10 rebs), Mouhamed Dioubate (10 pts., 16 rebs), vs. #9/9 Alabama, Players Era Festival (11/26/24) (L, 80-85 OT)

### Recorded a points-assists double-double

**UH:** Jamal Shead (21pts, 10 asts), vs. (9) Texas A&M, NCAA Tournament South Region Round of 32, (3/24/24) (W, 100-95, OT)  
**Opp:** Davion Mitchell (12 pts, 11 asts), vs. #3/3 Baylor, NCAA Tournament Final Four (4/4/21) (L, 59-78)

### Had two players record a double-double

**UH:** Josh Carlton (23 pts, 11 rebs), Kyler Edwards (11 pts, 10 rebs), at Wichita State (2/20/22) (W, 76-74 2OT)  
**Opp:** Grant Nelson (13 pts, 10 rebs), Mouhamed Dioubate (10 pts., 16 rebs), vs. #9/9 Alabama, Players Era Festival (11/26/24) (L, 80-85 OT)

### Had three players record a double-double

**UH:** J'Wan Roberts (10 pts, 11 rebs), Kiyron Powell (11 pts, 13 rebs), Jamal Shead (20 pts, 11 asts), vs. Our Lady of the Lake (2/6/21) (W, 112-46)  
**Opp:** NA

### Recorded four straight double-doubles

**UH:** TaShawn Thomas (24 pts, 17 rebs, at George Mason, CBI Quarterfinals; 15 pts., 10 rebs., vs. Texas, CBI First Round, 3/20/13; 15 pts., 11 rebs., vs. UTEP, C-USA Championship Quarterfinals, 3/14/13; 16 pts, 10 rebs., vs. Rice, C-USA Championship First Round, 3/13/13)

### Recorded three straight double-doubles

**UH:** Devonta Pollard (17 pts, 10 rebs), vs. Houston Baptist (12/16/14) (W, 83-76); (22 pts, 10 rebs), vs. Abilene Christian (12/6/14) (W, 71-59); (10 pts., 10 rebs.), vs. UT Rio Grande Valley (12/4/14) (W, 71-59)

### Recorded consecutive double-doubles

**UH:** J'Wan Roberts (11 pts, 12 rebs), vs. Northern Kentucky, NCAA Tournament First Round (3/16/23) (W, 63-52) (12 pts, 20 rebs.), vs. Memphis, The American Championship Title Game (3/12/23) (L, 65-75)

## Points Scored

### Scored 60+ points

**UH:** 62, Elvin Hayes, vs. Valparaiso (2/24/68) (W, 158-81)  
**Opp:** Has not happened

### Scored 55+ points

**UH:** 62, Elvin Hayes, vs. Valparaiso (2/24/68) (W, 158-81)  
**Opp:** Has not happened

### Scored 50+ points

**UH:** 52, Robert McKiver, vs. Southern Miss (2/27/08)  
**Opp:** 50, Ron Schlieman, North Dakota State (12/7/67)

### Scored 45+ points

**UH:** 52, Robert McKiver, vs. Southern Miss (2/27/08)  
**Opp:** 50, Ron Schlieman, vs. North Dakota State (12/7/67)

### Scored 40+ points

**UH:** 52, Robert McKiver, vs. Southern Miss (2/27/08)  
**Opp:** 42, Russ Smith, #5/5 Louisville, American Championship Semifinals (3/14/14) (L, 65-94)

### Scored 35+ points

**UH:** 39, Rob Gray, vs. San Diego State, NCAA Tournament First Round, (3/16/18) (W, 67-65)  
**Opp:** 42, Russ Smith, #5/5 Louisville, American Championship Semifinals (3/14/14) (L, 65-94)

### Scored 30+ points

**UH:** 30, LJ Cryer, vs. #9/9 Alabama, Players Era Festival (11/26/24) (L, 80-85 OT)  
**Opp:** 34, Wade Taylor IV, vs. rv/rv Texas A&M, The Halal Guys Showcase (12/16/23) (W, 70-66)

### Scored 25+ points

**UH:** 30, LJ Cryer, vs. #9/9 Alabama, Players Era Festival (11/26/24) (L, 80-85 OT)  
**Opp:** 27, Tyrece Radford, vs. (9) Texas A&M, NCAA Tournament South Region Round of 32, (3/24/24) (W, 100-95, OT)

### Scored 20+ points

**UH:** 22, J'Wan Roberts, at UCF (1/18/25) (W, 69-68)  
**Opp:** 22, Tae Davis, vs. Notre Dame, Players Era Festival (11/27/24) (W, 65-54)

### Scored 20+ points in first half

**UH:** 20, Fabian White Jr., vs. Cincinnati (3/1/22) (W, 71-53)  
**Opp:** 20, Kendrick Davis, vs. Memphis, The American Championship Title Game (3/12/23) (L, 65-75)

## 30-Point Game Streaks

### Scored 30+ points in 3+ straight games

**UH:** 3, Aubrey Coleman (37, vs. Marshall, 1/30/10; 32, at Memphis, 1/23/10; 30, vs. UCF, 1/20/10)

### Scored 30+ points in 2+ straight games

**UH:** 2, Damyeon Dotson, 32, at Tulane (2/8/17) (W, 91-62); 31, vs. UCF (2/1/17) (W, 82-64)

## 20-Point Game Streaks

### Scored 20+ points in 8+ straight games

**UH:** 11, Aubrey Coleman  
 29, at WKU (2/9/10) (W, 74-72)  
 22, vs. Southern Miss (2/6/10) (L, 55-57)  
 23, at UTEP (2/3/10) (L, 58-65)  
 37, vs. Marshall (1/30/10) (W, 81-66)  
 32, at Memphis (1/23/10) (L, 77-92)  
 30, vs. UCF (1/20/10) (L, 71-78)  
 25, at East Carolina (1/16/10) (W, 74-55)  
 22, vs. UTEP (1/13/10) (W, 75-65)  
 25, vs. Tulsa (1/9/10) (L, 80-86)  
 22, at Rice (1/6/10) (W, 83-66)  
 28, at Iowa State (1/3/10) (L, 75-82, 20T)

### Scored 20+ points in 7+ straight games

**UH:** 11, Aubrey Coleman  
 29, at WKU (2/9/10) (W, 74-72)  
 22, vs. Southern Miss (2/6/10) (L, 55-57)  
 23, at UTEP (2/3/10) (L, 58-65)  
 37, vs. Marshall (1/30/10) (L, 71-86)  
 32, at Memphis (1/23/10) (L, 77-92)  
 30, vs. UCF (1/20/10) (L, 71-78)  
 25, at East Carolina (1/16/10) (W, 74-55)  
 22, vs. UTEP (1/13/10) (W, 75-65)  
 25, vs. Tulsa (1/9/10) (L, 80-86)  
 22, at Rice (1/6/10) (W, 83-66)  
 28, at Iowa State (1/3/10) (L, 75-82, 20T)

### Scored 20+ points in 6+ straight games

**UH:** 6, Marcus Sasser  
 22, vs. Wichita State (3/2/23) (W, 83-66)  
 22, at East Carolina (2/25/23) (W, 76-57)  
 22, vs. Tulane (2/22/23) (W, 89-59)  
 20, vs. Memphis (2/19/23) (W, 72-64)  
 20, at SMU (2/16/23) (W, 80-65)  
 25, vs. Tulsa (2/8/23) (W, 80-42)

### Scored 20+ points in 5+ straight games

**UH:** 6, Marcus Sasser  
 22, vs. Wichita State (3/2/23) (W, 83-66)  
 22, at East Carolina (2/25/23) (W, 76-57)  
 22, vs. Tulane (2/22/23) (W, 89-59)  
 20, vs. Memphis (2/19/23) (W, 72-64)  
 20, at SMU (2/16/23) (W, 80-65)  
 25, vs. Tulsa (2/8/23) (W, 80-42)

### Scored 20+ points in 4+ straight games

**UH:** 5, Marcus Sasser  
 22, at East Carolina (2/25/23) (W, 76-57)  
 22, vs. Tulane (2/22/23) (W, 89-59)  
 20, vs. Memphis (2/19/23) (W, 72-64)  
 20, at SMU (2/16/23) (W, 80-65)  
 25, vs. Tulsa (2/8/23) (W, 80-42)

### Scored 20+ points in 3+ straight games

**UH:** 3, LJ Cryer  
 20, vs. Troy (12/10/24) (W, 62-42)  
 20, vs. Butler, Big 12-Big East Battle (12/7/24) (W, 79-51)  
 21, vs. San Diego State, Players Era Festival (11/30/24) (L, 70-73 OT)

### Scored 20+ points in 2+ straight games

**UH:** 2, J'Wan Roberts  
 21, at UCF (1/18/25) (W, 69-68)  
 22, vs. rv/#25 West Virginia (1/15/25) (W, 70-54)

## THE LAST TIME...

### Double-Digit Scorers

#### Had 7+ players score in double digits

**UH:** Lamar Roberson (25), Oliver Lafayette (19), Jahmar Thorpe (15), Ramon Dyer (14), Corey Bloom (13), Sergio de Randamie (11), Tristan Martin (10), vs. Florida Tech (11/22/05) (W, 131-62)

**Opp:** NA

#### Had 6+ players score in double digits

**UH:** Quentin Grimes (18), Tramon Mark (15), Marcus Sasser (14), Fabian White Jr. (12), Justin Gorham (10), Brison Gresham (10), vs. Cleveland State, NCAA Tournament First Round (3/19/21) (W, 87-56)

**Opp:** Julian Washburn (20), Jacques Streeter (13), Konner Tucker (12), McKenzie Moore (11), Cedrick Lang (10), Jalen Ragland, vs. UTEP, C-USA Championship Quarterfinals (3/14/13) (L, 69-80)

#### Had 5+ players score in double digits

**UH:** Emanuel Sharp (15), Joseph Tugler (13), LJ Cryer (11), Ja'Vier Francis (11), J'Wan Roberts (10), at Kansas State (1/11/25) (W, 87-57)

**Opp:** Mark Sears (24), Aden Holloway (14), Grant Nelson (13), Latrell Wrightsell Jr. (12), Mouhamed Dioubate (10), vs. #9/9 Alabama, Players Era Festival (11/26/24) (L, 80-85 OT)

#### Had 0 players score in double digits

**UH:** NA  
**Opp:** vs. Louisiana (11/13/24) (W, 91-45)

### 20-Point Scorers

#### Had 2+ 20-point scorers

**UH:** Emanuel Sharp (23), LJ Cryer (21), vs. San Diego State, Players Era Festival (11/30/24) (L, 70-73 OT)

**Opp:** Tahaad Pettiford (21), Johni Broome (20), vs. #11/11 Auburn, Mattress Firm Battleground 2k24 (11/9/24) (L, 69-74)

#### Had 3+ 20-point scorers

**UH:** Emanuel Sharp (30), LJ Cryer (21), Jamal Shead (20), vs. (9) Texas A&M, NCAA Tournament South Region Round of 32, (3/24/24) (W, 100-95, OT)

**Opp:** Ricky Tarrant (27), Kendall Timmons (22), Josh Davis (21), vs. Tulane (2/9/13) (L, 85-88)

### Field Goals Made

#### Made 15+ field goals

**UH:** 16, Aubrey Coleman, at Marshall (2/18/09) (L, 83-88)

**Opp:** 15, Craig Brackins, at Iowa State (12/28/08) (L, 67-71)

#### Made 10-14 field goals

**UH:** 10, J'Wan Roberts, at UCF (1/18/25) (W, 69-68)

**Opp:** 10, Johni Broome, vs. #11/11 Auburn, Mattress Firm Battleground 2k24 (11/9/24) (L, 69-74)

### Field Goal Attempts

#### Attempted 30+ field goals

**UH:** 31, Aubrey Coleman, vs. Mississippi State (12/19/09)

**Opp:** NA

#### Attempted 25-29 field goals

**UH:** 26, LJ Cryer, vs. #9/9 Alabama, Players Era Festival (11/26/24) (L, 80-85 OT)

**Opp:** 26, Wade Taylor IV, vs. (9) Texas A&M, NCAA Tournament South Region Round of 32, (3/24/24) (W, 100-95, OT)

#### Attempted 20-24 field goals

**UH:** 20, LJ Cryer, at #8/9 Kansas (2/3/24) (L, 65-78)

**Opp:** 22, Tyrece Radford, vs. (9) Texas A&M, NCAA Tournament South Region Round of 32, (3/24/24) (W, 100-95, OT)

#### Attempted 15-19 field goals

**UH:** 17, J'Wan Roberts, at UCF (1/18/25) (W, 69-68)

**Opp:** 16, Darius Johnson, at UCF (1/18/25) (W, 69-68)

### Rebounds

#### Recorded 30+ rebounds

**UH:** 37, Elvin Hayes, vs. Centenary (2/10/68)

**Opp:** Has not happened

#### Recorded 25+ rebounds

**UH:** 25, Hakeem Olajuwon, vs. Texas Tech (1/12/84)

**Opp:** 26, by Tom Owens, South Carolina (2/22/71)

#### Recorded 20+ rebounds

**UH:** 20, J'Wan Roberts, vs. Memphis, The American Championship Title Game (3/12/23) (L, 65-75)

**Opp:** 20, Adrick McKinney, at TCU (12/4/12) (W, 54-48)

#### Recorded 15+ rebounds

**UH:** 20, J'Wan Roberts, vs. Memphis, The American Championship Title Game (3/12/23) (L, 65-75)

**Opp:** 16, Mouhamed Dioubate, vs. #9/9 Alabama, Players Era Festival (11/26/24) (L, 80-85 OT)

#### Recorded 10+ rebounds

**UH:** 10, Ja'Vier Francis, at UCF (1/18/25) (W, 69-68)

**Opp:** 16, Mouhamed Dioubate; 10, Grant Nelson, vs. #9/9 Alabama, Players Era Festival (11/26/24) (L, 80-85 OT)

### Rebounding Streaks

#### Recorded 10+ rebounds in 15+ straight games

**UH:** 15, Hakeem Olajuwon,

**1982-83**

13, vs. Villanova (3/27/83) (W, 89-71)

22, vs. Louisville (4/2/83) (W, 94-81)

18, vs. NC State (4/4/83) (L, 52-54)

**1983-84**

13, vs. NC State (11/19/83) (L, 64-76)

15, Kansas (11/26/83) (W, 91-76)

11, at Mississippi State (11/30/83) (W, 68-62)

18, Biscayne (12/3/83) (W, 69-51)

10, at LSU (12/6/83) (W, 100-91)

13, St. Mary's (Texas) (12/10/83) (W, 71-55)

10, Stetson (12/16/83) (W, 92-71)

17, Princeton (12/17/83) (W, 65-40)

11, Texas Lutheran (12/19/83) (W, 129-65)

13, at UC Santa Barbara (12/21/83) (W, 89-79)

13, vs. Louisville (12/25/83) (W, 76-73)

17, vs. Fresno State (12/26/83) (L, 61-68)

#### Recorded 10+ rebounds in 14+ straight games

**UH:** 15, Hakeem Olajuwon,

**1982-83**

13, vs. Villanova (3/27/83) (W, 89-71)

22, vs. Louisville (4/2/83) (W, 94-81)

18, vs. NC State (4/4/83) (L, 52-54)

**1983-84**

13, vs. NC State (11/19/83) (L, 64-76)

15, Kansas (11/26/83) (W, 91-76)

11, at Mississippi State (11/30/83) (W, 68-62)

18, Biscayne (12/3/83) (W, 69-51)

10, at LSU (12/6/83) (W, 100-91)

13, St. Mary's (Texas) (12/10/83) (W, 71-55)

10, Stetson (12/16/83) (W, 92-71)

17, Princeton (12/17/83) (W, 65-40)

11, Texas Lutheran (12/19/83) (W, 129-65)

13, at UC Santa Barbara (12/21/83) (W, 89-79)

13, vs. Louisville (12/25/83) (W, 76-73)

17, vs. Fresno State (12/26/83) (L, 61-68)

#### Recorded 10+ rebounds in 13+ straight games

**UH:** 15, Hakeem Olajuwon,

**1982-83**

13, vs. Villanova (3/27/83) (W, 89-71)

22, vs. Louisville (4/2/83) (W, 94-81)

18, vs. NC State (4/4/83) (L, 52-54)

**1983-84**

13, vs. NC State (11/19/83) (L, 64-76)

15, Kansas (11/26/83) (W, 91-76)

11, at Mississippi State (11/30/83) (W, 68-62)

18, Biscayne (12/3/83) (W, 69-51)

10, at LSU (12/6/83) (W, 100-91)

13, St. Mary's (Texas) (12/10/83) (W, 71-55)

10, Stetson (12/16/83) (W, 92-71)

17, Princeton (12/17/83) (W, 65-40)

11, Texas Lutheran (12/19/83) (W, 129-65)

13, at UC Santa Barbara (12/21/83) (W, 89-79)

13, vs. Louisville (12/25/83) (W, 76-73)

17, vs. Fresno State (12/26/83) (L, 61-68)

#### Recorded 10+ rebounds in 12+ straight games

**UH:** 15, Hakeem Olajuwon,

**1982-83**

13, vs. Villanova (3/27/83) (W, 89-71)

22, vs. Louisville (4/2/83) (W, 94-81)

18, vs. NC State (4/4/83) (L, 52-54)

**1983-84**

13, vs. NC State (11/19/83) (L, 64-76)

15, Kansas (11/26/83) (W, 91-76)

11, at Mississippi State (11/30/83) (W, 68-62)

18, Biscayne (12/3/83) (W, 69-51)

10, at LSU (12/6/83) (W, 100-91)

13, St. Mary's (Texas) (12/10/83) (W, 71-55)

10, Stetson (12/16/83) (W, 92-71)

17, Princeton (12/17/83) (W, 65-40)

11, Texas Lutheran (12/19/83) (W, 129-65)

13, at UC Santa Barbara (12/21/83) (W, 89-79)

13, vs. Louisville (12/25/83) (W, 76-73)

17, vs. Fresno State (12/26/83) (L, 61-68)

#### Recorded 10+ rebounds in 11+ straight games

**UH:** 15, Hakeem Olajuwon,

**1982-83**

13, vs. Villanova (3/27/83) (W, 89-71)

22, vs. Louisville (4/2/83) (W, 94-81)

18, vs. NC State (4/4/83) (L, 52-54)

**1983-84**

13, vs. NC State (11/19/83) (L, 64-76)

15, Kansas (11/26/83) (W, 91-76)

11, at Mississippi State (11/30/83) (W, 68-62)

18, Biscayne (12/3/83) (W, 69-51)

10, at LSU (12/6/83) (W, 100-91)

13, St. Mary's (Texas) (12/10/83) (W, 71-55)

10, Stetson (12/16/83) (W, 92-71)

17, Princeton (12/17/83) (W, 65-40)

11, Texas Lutheran (12/19/83) (W, 129-65)

13, at UC Santa Barbara (12/21/83) (W, 89-79)

13, vs. Louisville (12/25/83) (W, 76-73)

17, vs. Fresno State (12/26/83) (L, 61-68)

#### Recorded 10+ rebounds in 10+ straight games

**UH:** 15, Hakeem Olajuwon,

**1982-83**

13, vs. Villanova (3/27/83) (W, 89-71)

22, vs. Louisville (4/2/83) (W, 94-81)

18, vs. NC State (4/4/83) (L, 52-54)

**1983-84**

13, vs. NC State (11/19/83) (L, 64-76)

15, Kansas (11/26/83) (W, 91-76)

11, at Mississippi State (11/30/83) (W, 68-62)

18, Biscayne (12/3/83) (W, 69-51)

10, at LSU (12/6/83) (W, 100-91)

13, St. Mary's (Texas) (12/10/83) (W, 71-55)

10, Stetson (12/16/83) (W, 92-71)

17, Princeton (12/17/83) (W, 65-40)

11, Texas Lutheran (12/19/83) (W, 129-65)

13, at UC Santa Barbara (12/21/83) (W, 89-79)

13, vs. Louisville (12/25/83) (W, 76-73)

17, vs. Fresno State (12/26/83) (L, 61-68)

#### Recorded 10+ rebounds in 9+ straight games

**UH:** 9, Justin Gorham,

11, at ECU (2/3/21) (L, 73-82)

17, vs. SMU (1/31/21) (W, 70-48)

15, at Tulane (1/28/21) (W, 83-60)

10, at Temple (1/23/21) (W, 68-51)

11, vs. Tulsa (1/17/21) (W, 86-59)

10, vs. UCF (1/17/21) (W, 75-58)

11, vs. Tulane (1/9/21) (W, 71-50)

10, vs. Wichita State (1/6/21) (W, 70-63)

19, at rv/rv SMU (1/3/21) (W, 74-60)

#### Recorded 10+ rebounds in 8+ straight games

**UH:** 9, Justin Gorham,

11, at ECU (2/3/21) (L, 73-82)

17, vs. SMU (1/31/21) (W, 70-48)

15, at Tulane (1/28/21) (W, 83-60)

10, at Temple (1/23/21) (W, 68-51)

11, vs. Tulsa (1/17/21) (W, 86-59)

10, vs. UCF (1/17/21) (W, 75-58)

11, vs. Tulane (1/9/21) (W, 71-50)

10, vs. Wichita State (1/6/21) (W, 70-63)

19, at rv/rv SMU (1/3/21) (W, 74-60)

#### Recorded 10+ rebounds in 7+ straight games

**UH:** 9, Justin Gorham,

11, at ECU (2/3/21) (L, 73-82)

17, vs. SMU (1/31/21) (W, 70-48)

15, at Tulane (1/28/21) (W, 83-60)

10, at Temple (1/23/21) (W, 68-51)

## THE LAST TIME...

### Recorded 10+ rebounds in 5 straight games

**UH:** 9, Justin Gorham, 11, at ECU (2/3/21) (L, 73-82)  
17, vs. SMU (1/31/21) (W, 70-48)  
15, at Tulane (1/28/21) (W, 83-60)  
10, at Temple (1/23/21) (W, 68-51)  
11, vs. Tulsa (1/17/21) (W, 86-59)  
10, vs. UCF (1/17/21) (W, 75-58)  
11, vs. Tulane (1/9/21) (W, 71-50)  
10, vs. Wichita State (1/6/21) (W, 70-63)  
19, at rv/rv SMU (1/3/21) (W, 74-60)

### Recorded 10+ rebounds in 4 straight games

**UH:** 9, Justin Gorham, 11, at ECU (2/3/21) (L, 73-82)  
17, vs. SMU (1/31/21) (W, 70-48)  
15, at Tulane (1/28/21) (W, 83-60)  
10, at Temple (1/23/21) (W, 68-51)  
11, vs. Tulsa (1/17/21) (W, 86-59)  
10, vs. UCF (1/17/21) (W, 75-58)  
11, vs. Tulane (1/9/21) (W, 71-50)  
10, vs. Wichita State (1/6/21) (W, 70-63)  
19, at rv/rv SMU (1/3/21) (W, 74-60)

### Recorded 10+ rebounds in 3 straight games

**UH:** 3, J'Wan Roberts  
12, vs. Memphis (2/19/23) (W, 72-64)  
10, at SMU (2/16/23) (W, 80-65)  
12, vs. Tulsa (2/8/23) (W, 80-42)

### Recorded 10+ rebounds in 2 straight games

**UH:** 2, J'Wan Roberts  
12, vs. Butler, Big 12-Big East Battle (12/7/24) (W, 79-51)  
12, vs. San Diego State, Players Era Festival Third-Place Game (11/30/24) (W, L, 70-73 (OT))

### Had two players record 10+ rebounds in consecutive games

**UH:** Fabian White (12), Devin Davis (10), vs. UIW (11/25/17) (W, 97-58);  
Nura Zanna (11), Devin Davis (10), vs. Wake Forest, Paradise Jam (11/19/17) (W, 78-73)

### Had two players record 10+ rebounds

**UH:** 10, Jarace Walker, Emanuel Sharp, vs. SMU (1/5/23) (W, 83-57)  
**Opp:** 11, Josh Carlton, 10, Jalen Adams, The American Championship Quarterfinals, vs. UConn (3/15/19) (W, 84-45)

### Had three players record 10+ rebounds

**UH:** Devonta Pollard (13), LeRon Barnes (11);  
Cavon Baker (10), vs. Morgan State (11/22/14) (W, 72-57)  
**Opp:** NA

### Scoring & Rebounding

#### Recorded 30+ pts/10+ rebs.

**UH:** Josh Carlton (30 pts., 11 rebs.), at South Florida (1/5/22) (W, 83-66)  
**Opp:** Steven Pledger (31 pts., 10 rebs.), vs. Oklahoma (12/17/11) (L, 74-79) (played in Little Rock, Ark.)

#### Recorded 20+ pts/20+ rebs.

**UH:** TaShawn Thomas (21 pts., 20 rebs.), vs. Florida A&M (11/9/12)  
**Opp:** Kurt Thomas, TCU (26 pts., 20 rebs.) (3/9/95)

### Recorded 20+ pts/15+ rebs.

**UH:** Nate Hinton (20 pts., 16 rebs.), vs. UCF (1/3/20) (W, 78-63)  
**Opp:** Tyrece Radford (27 pts., 15 rebs.), vs. (9) Texas A&M, NCAA Tournament South Region Round of 32, (3/24/24) (W, 100-95, OT)

### Scoring & Assists

#### Recorded 25+ pts/10+ asts

**UH:** Jamal Shead (29 pts., 10 asts.), vs. #25/25 Texas Tech (1/17/24) (W, 77-54)  
**Opp:** NA

#### Recorded 20+ pts/10+ asts

**UH:** Jamal Shead (20 pts., 10 asts.), vs. (9) Texas A&M, NCAA Tournament South Region Round of 32, (3/24/24) (W, 100-95, OT)  
**Opp:** NA

### 3-Point Field Goals Made

#### Made 10+ 3-pointers

**UH:** 10, Cameron Tyson, vs. Our Lady of the Lake (2/6/21) (W, 112-46)  
**Opp:** 11, by Dennis Scott, Georgia Tech (12/28/88)

#### Made 9+ 3-pointers

**UH:** 9, Cameron Tyson, at Tulane (1/28/21) (W, 83-60)  
**Opp:** 11, by Dennis Scott, Georgia Tech (12/28/88)

#### Made 8+ 3-pointers

**UH:** 8, Quentin Grimes, vs. WKU (2/25/21) (W, 81-57)  
**Opp:** 8, Gabe Madsen, vs. Utah, Shriners Childrens Charleston Classic Semifinals (11/17/23) (W, 76-66)

#### Made 7+ 3-pointers

**UH:** 7, Emanuel Sharp, vs. (9) Texas A&M, NCAA Tournament South Region Round of 32, (3/24/24) (W, 100-95, OT)  
**Opp:** 8, Gabe Madsen, vs. Utah, Shriners Childrens Charleston Classic Semifinals (11/17/23) (W, 76-66)

#### Made 6+ 3-pointers

**UH:** 7, LJ Cryer, vs. Troy (12/10/24) (W, 62-42)  
**Opp:** 8, Gabe Madsen, vs. Utah, Shriners Childrens Charleston Classic Semifinals (11/17/23) (W, 76-66)

### 3-Point Field Goals Attempts

#### Attempted 15+ three-pointers

**UH:** 15, Kyle Edwards, at Tulsa (1/15/22) (W, 66-64)  
**Opp:** 15, Gabe Madsen, vs. Utah, Shriners Childrens Charleston Classic Semifinals (11/17/23) (W, 76-66)

#### Attempted 11+ three-pointers

**UH:** 13, LJ Cryer, vs. San Diego State, Players Era Festival (11/30/24) (L, 70-73 OT)  
**Opp:** 11, Brendan Hausen, at Kansas State (1/11/25) (W, 87-57)

#### Attempted 8-10 three-pointers

**UH:** 10, LJ Cryer, ; 8, Emanuel Sharp, vs. rv/#25 West Virginia (1/15/25) (W, 70-54)  
**Opp:** 8, Pierre Brooks, vs. Butler, Big 12-Big East Battle (12/7/24) (W, 79-51)

#### Attempted 7 three-pointers

**UH:** 7, LJ Cryer, at UCF (1/18/25) (W, 69-68)  
**Opp:** 7, Jordan Ivy-Curry, Darius Johnson, at UCF (1/18/25) (W, 69-68)

### Free Throws Made

#### Made 15+ free throws

**UH:** 17, Kelvin Lewis, at UTEP (1/14/09)  
**Opp:** 16, Josh Adams, vs. Wyoming, Global Sports Classic Championship Round (12/22/15) (W, 94-89 2OT)

#### Made 10+ free throws

**UH:** 10, LJ Cryer, vs. #9/9 Alabama, Players Era Festival (11/26/24) (L, 80-85 OT)  
**Opp:** 12, Mark Sears, vs. #9/9 Alabama, Players Era Festival (11/26/24) (L, 80-85 OT)

### Free Throws Attempts

#### Attempted 20+ free throws

**UH:** 20, Alandise Harris, vs. Marshall (2/1/11) (L, 62-63)  
**Opp:** 20, Jerryd Bayless, vs. Arizona (1/12/08) (L, 71-85)

#### Attempted 15+ free throws

**UH:** 15, Quentin Grimes, vs. South Carolina (12/5/20) (W, 77-67)  
**Opp:** 19, Josh Adams, vs. Wyoming, Global Sports Classic Championship Round (12/22/15) (W, 94-89, 2OT)

#### Attempted 10+ free throws

**UH:** 10, LJ Cryer, vs. #9/9 Alabama, Players Era Festival (11/26/24) (L, 80-85 OT)  
**Opp:** 14, Mark Sears, vs. #9/9 Alabama, Players Era Festival (11/26/24) (L, 80-85 OT)

### Assists

#### Recorded 15+ assists

**UH:** 15, Randy Brown, vs. Fordham (3/17/88)  
**Opp:** 17, by Sean Colson, Charlotte (2/8/97)

#### Recorded 10+ assists

**UH:** 10, Milos Uzan, at UCF (1/18/25) (W, 69-68)  
**Opp:** 8, Jahvon Quinerly, at #9/9 Alabama (12/11/21) (L, 82-83)

#### Recorded 5+ assists

**UH:** 5, Milos Uzan, at UCF (1/18/25) (W, 69-68)  
**Opp:** 8, Javon Small, vs. rv/#25 West Virginia (1/15/25) (W, 70-54)

### Blocked Shots

#### Recorded 15+ blocks

**UH:** 15, Hakeem Olajuwon, vs. Biscayne (12/3/83)  
**Opp:** Has not happened

#### Recorded 10+ blocks

**UH:** 10, Bo Outlaw, vs. Texas A&M (2/17/93)  
**Opp:** 10, by Gerrick Morris, South Florida (2/21/04)

#### Recorded 8+ blocks

**UH:** 8, Joseph Tugler, vs. #9/9 Alabama, Players Era Festival (11/26/24) (L, 80-85 OT)  
**Opp:** TBA

#### Recorded 5+ blocks

**UH:** 8, Joseph Tugler, vs. #9/9 Alabama, Players Era Festival (11/26/24) (L, 80-85 OT)  
**Opp:** 5, Magoon Gwath, vs. San Diego State, Players Era Festival (11/30/24) (L, 70-73 OT)

### Steals

#### Recorded 10+ steals

**UH:** 11, Clyde Drexler, vs. Syracuse (12/11/82)  
**Opp:** 10, by B.J. Tyler, Texas (1/29/94)

#### Recorded 5+ steals

**UH:** 5, Jamal Shead, vs. (8) TCU, Big 12 Championship Quarterfinals (3/15/24) (W, 60-45)  
**Opp:** 5, BJ Davis, vs. San Diego State, Players Era Festival (11/30/24) (L, 70-73 OT)

### Turnovers

#### Recorded 11+ turnovers

**UH:** NA  
**Opp:** 12, Dawan Robinson, vs. Rhode Island (12/27/05) (W, 67-41)

#### Recorded 10+ turnovers

**UH:** 10, Andre Owens, at UAB (2/22/03) (L, 52-80)  
**Opp:** 10, Jeremy Wise, vs. Southern Miss (2/27/08) (W, 95-67)

#### Recorded 8+ turnovers

**UH:** 9, Jonathon Simmons, vs. Tulsa (1/4/12) (W, 70-69, OT)  
**Opp:** 8, RayJ Dennis, at #11/11 Baylor (2/24/24) (W, 82-76 OT)

#### Recorded 5+ turnovers

**UH:** 5, Jamal Shead, vs. (9) Texas A&M, NCAA Tournament South Region Round of 32, (3/24/24) (W, 100-95, OT)  
**Opp:** 5, Keyshawn Hall, at UCF (1/18/25) (W, 69-68)

### Minutes Played

#### Played every minute (regulation)

**UH:** 40:00, LJ Cryer, at rv/rv Oklahoma (3/2/24) (W, 87-85)  
**Opp:** 40:00, Jared McCain, vs. #13/14 (4) Duke, NCAA Tournament South Region Sweet 16, (3/29/24) (W, 100-95, OT)

#### Two players played every minute (reg.)

**UH:** L.J. Rose, LeRon Barnes, at South Florida (2/17/15) (L, 67-69)  
**Opp:** B.J. Tyson, Shawn Williams, vs. East Carolina (2/25/18) (W, 109-58)

#### Three players played every minute (reg.)

**UH:** 40, Dion Dowell, Richard Young, Robert Lee, vs. Creighton, Outrigger Hotels Rainbow Classic (12/22/06)  
**Opp:** 40, by Brian Graham, Brian Swift, Bradley Mosley, vs. South Florida (2/21/04)

#### Played every minute (OT+)

**UH:** 45, LeRon Barnes, vs. UCF (1/6/15) (L, 78-79, OT)  
**Opp:** 45, Zach Cooks, vs. Hofstra (11/9/21) (W, 83-75 OT)

#### Played every minute (20T+)

**UH:** 50, Rickie Winslow, Alvin Franklin, vs. Texas Tech (2/5/86)  
**Opp:** 50, by Albert Thomas, Michael Strickland, vs. TCU, SWC Tournament (3/14/92)

#### Played every minute (30T+)

**UH:** 60, Clyde Drexler, at TCU (2/17/81)  
**Opp:** 60, by Deckery Johnson, Warren Bridges, Darrell Browder, at TCU (2/17/81)

#### Played every minute (40T+)

**UH:** 60, Clyde Drexler, at TCU (2/17/81)  
**Opp:** 60, by Deckery Johnson, Warren Bridges, Darrell Browder, at TCU (2/17/81)

## THE LAST TIME...

### Technical Fouls

#### Received a technical foul

**UH:** 2, Coach Kelvin Sampson, vs. Oklahoma State (2/6/24) (W, 79-63)

Joseph Tugler, at UCF (1/18/25) (W, 69-68)

**Opp:** Texas A&M-Corpus Christi Coach Jim Shaw, vs. Texas A&M-Corpus Christi (12/21/24) (W, 87-51)

Marchelus Avery, at Oklahoma State (12/30/24) (W, 60-47)

### Fouls

#### Fouled out

**UH:** Joseph Tugler, vs. BYU (1/4/25) (W, 86-55)

**Opp:** Zeke Cook, Jeremiah Evans, vs. Louisiana (11/13/24) (W, 91-45)

#### Two players fouled out

**UH:** Milos Uzan, Emanuel Sharp, vs. #9/9 Alabama, Players Era Festival (11/26/24) (L, 80-85 OT)

**Opp:** Zeke Cook, Jeremiah Evans, vs. Louisiana (11/13/24) (W, 91-45)

#### Three players fouled out

**UH:** Ja'Vier Francis, Jamal Shead, LJ Cryer, Emanuel Sharp, vs. (9) Texas A&M, NCAA Tournament South Region Round of 32, (3/24/24) (W, 100-95, OT)

**Opp:** Christian Vital, James Bouknight, Sidney Wilson, vs. UConn (1/23/20) (W, 63-59)

#### Four players fouled out

**UH:** Ja'Vier Francis, Jamal Shead, LJ Cryer, Emanuel Sharp, vs. (9) Texas A&M, NCAA Tournament South Region Round of 32, (3/24/24) (W, 100-95, OT)

**Opp:** NA

### Ejections

#### Was ejected

**UH:** Coach Kelvin Sampson, vs. Oklahoma State (2/6/24) (W, 79-63)

Justin Gorham, at Wichita State (2/18/21) (L, 63-68)

**Opp:** Ken Evans, vs. Jackson State (12/9/23) (W, 89-55)

**#4/4 HOUSTON vs. #13/15 TEXAS A&M**  
**Charity Exhibition Game**  
**Sunday, Oct. 27, 2022 • Fertitta Center • Houston**

Official Basketball Box Score - Final  
**Texas A&M at Houston**  
 102724 Fertitta Center, Houston, Texas  
 2024-25 Men's Basketball

Game Time: 4:02 PM  
 Game Duration: 2:04  
 Attendance: 5,981



Texas A&M - 64																							
NO.	Name	Min	FG			3P			FT			Rebounds		Fouls		TP	AS	TO	ST	Blocks		+/-	
			M	A	%	M	A	%	M	A	%	OR	DR	PF	FD					BS	BA		
11	Andersson Garcia	F	23:00	2-2	0-0	0-0	2-2	4-4	6-6	4-2	6-2	2-2	0-0	0-0	-15								
21	Pharrel Payne	F	25:39	2-6	0-0	0-0	1-2	3-3	4-4	4-0	1-0	1-0	2-4	-7									
0	Jace Carter	G	30:51	1-5	0-2	0-2	2-2	4-4	0-3	4-1	1-1	1-0	2-19										
4	Wade Taylor IV	G	26:07	4-8	2-4	2-2	2-2	3-3	5-8	1-1	6-3	0-1	-20										
35	Manny Obaseki	G	28:32	4-12	2-7	4-8	0-1	0-1	0-4	14-1	2-4	0-1	-6										
2	Hayden Hefner	F	12:51	0-1	0-1	1-2	0-0	0-0	2-1	1-0	0-0	0-0	-8										
10	C.J. Wilcher	F	11:13	2-4	0-2	0-0	0-1	1-1	0-0	4-1	0-0	1-0	-3										
15	Henry Coleman III	F	19:50	1-1	0-0	0-0	1-3	4-2	0-0	2-0	2-0	0-0	-7										
14	Chris McDermott	F	07:52	1-1	0-0	0-0	2-3	1-4	1-1	4-1	1-1	1-0	0-3										
3	Rob Dockery	F	08:54	2-3	1-1	2-3	0-0	0-0	2-2	7-0	1-0	0-0	0-7										
24	Jaelyn Lee	F	05:11	0-2	0-1	0-0	0-1	1-1	0-0	0-0	1-0	1-0	1-10										
Team							1	2	3		0	0											
Totals			19:45	5-18	21-31	10	19	29	17	22	64	7	16	10	3	9	-15						

Shooting By Period			
1st FG%	9-22	40.9%	
3PT%	3-10	30.0%	
FT%	7-10	70%	
2nd FG%	10-23	43.5%	
3PT%	2-8	25.0%	
FT%	14-21	66.7%	
GM FG%	19-45	42.2%	
3PT%	5-18	27.8%	
FT%	21-31	67.7%	

Dead Ball Rebounds: 5, 0

Technical Fouls: NONE

Houston - 79																								
NO.	Name	Min	FG			3P			FT			Rebounds		Fouls		TP	AS	TO	ST	Blocks		+/-		
			M	A	%	M	A	%	M	A	%	OR	DR	PF	FD					BS	BA			
11	Joseph Tugler	F	23:10	0-5	0-0	0-2	8-1	9-9	2-5	0-1	2-2	2-2	1-1	14										
13	J'wan Roberts	F	26:24	5-7	0-0	0-0	5-3	8-8	2-3	10-3	0-0	1-4	0-23											
4	LJ Cryer	G	23:14	6-14	6-12	0-0	1-1	2-3	3-1	18-3	1-1	0-0	20											
7	Milos Uzan	F	21:36	2-8	1-3	0-0	0-4	4-4	2-2	5-2	2-0	1-0	16											
21	Emanuel Sharp	G	16:59	3-7	2-5	0-0	1-1	1-1	0-0	8-1	2-2	0-1	9											
8	Mylik Wilson	F	16:12	2-3	0-1	1-2	2-3	0-1	5-4	1-2	0-0	12												
12	Jacob McFarland	F	10:05	0-0	0-0	0-0	1-1	1-1	3-0	0-0	0-0	1-0	5											
23	Terrance Arceneaux	F	16:33	4-6	2-3	0-1	2-1	3-3	1-1	10-2	2-0	2-0	13											
3	Ramon Walker Jr.	F	13:36	2-3	1-2	0-2	1-0	1-0	0-2	7-2	2-2	2-0	0-8											
25	Mercy Miller	F	14:28	5-7	1-2	0-3	0-0	0-0	2-2	11-1	3-0	0-0	-11											
0	Kordellus Jefferson	F	07:18	1-2	1-2	0-0	0-2	2-2	0-0	3-2	3-0	1-0	-6											
2	Cedric Lath	F	06:45	1-1	0-0	0-0	0-0	0-0	2-0	2-0	0-0	1-0	-4											
24	Chase McCarty	F	04:30	0-1	0-1	0-0	0-1	1-1	2-0	0-0	1-0	1-0	-8											
Team							1	4	5		0	0												
Totals			31:64	14-31	3-10	19	21	40	22	17	79	20	15	14	9	3	15							

Technical Fouls: NONE

Biggest lead		TAMU	HOU
0 (1st 20:00)		25 (2nd 5:18)	
Best Scoring Run		8 (1st 3:36)	8 (1st 18:03)
Lead Changes		0	
Times Tied		0	
Time with Lead		00:00	39:42

Points from		TAMU	HOU
Turnovers		13	22
Paint		22	24
Second Chance		17	10
Fast Breaks		5	16
Bench		18	38

Period by Period Scoring			
	1st	2nd	TOT
TAMU	28	36	64
HOU	38	41	79

**#4/4 HOUSTON 90, JACKSON STATE 47**  
**Monday, Nov. 4, 2024 • Fertitta Center • Houston**

Official Basketball Box Score - Final  
**Jackson St. at Houston**  
 116242 Fertitta Center, Houston, Texas  
 2024-25 Houston Men's Basketball

Game Time: 7:02 PM  
 Game Duration: 1:58  
 Attendance: 7,035



Jackson St. - 40																							
NO.	Name	Min	FG			3P			FT			Rebounds		Fouls		TP	AS	TO	ST	Blocks		+/-	
			M	A	%	M	A	%	M	A	%	OR	DR	PF	FD					BS	BA		
7	Shannon Grant	F	25:43	3-4	0-0	1-2	2-1	3-4	2-2	1-0	7-7	1-4	0-0	-40									
13	Romelle Mansel	F	33:08	3-8	1-3	0-0	2-4	6-10	1-0	7-7	1-2	0-0	-49										
2	Jalen Tatum	G	30:04	4-11	1-4	5-7	0-2	2-2	1-5	14-3	4-4	0-0	-32										
5	Keivone Hunt	G	10:41	0-3	0-1	0-0	0-0	0-0	0-0	1-0	0-0	0-0	-23										
20	Juan Reyna III	G	26:29	1-6	1-6	2-2	1-2	3-3	5-2	2-0	1-0	0-0	-34										
1	Dorian McMillian	F	14:04	1-2	1-2	0-0	0-2	2-2	1-0	3-0	4-0	0-0	-24										
3	Jayme Mitchell Jr.	F	16:52	0-4	0-4	1-2	0-0	0-1	1-1	0-0	3-0	1-0	-20										
0	Tamarion Hoover	F	04:42	0-3	0-2	0-0	0-1	1-1	0-0	0-0	0-0	0-0	-10										
14	Dylan Canoville	F	12:49	1-3	0-0	1-2	1-1	2-1	3-0	0-0	1-1	1-1	-18										
21	Marcus Watson Jr.	F	25:28	0-3	0-0	1-0	1-3	4-4	3-0	0-1	1-1	0-2	-35										
Team							1	2	2		0	1											
Totals			13:47	4-23	10-15	8	17	25	14	13	40	8	21	3	3	6	-57						

Shooting By Period			
1st FG%	5-22	22.7%	
3PT%	2-10	20.0%	
FT%	1-2	50%	
2nd FG%	8-25	32.0%	
3PT%	2-13	15.4%	
FT%	9-13	69.2%	
GM FG%	13-47	27.7%	
3PT%	4-23	17.4%	
FT%	10-15	66.7%	

Dead Ball Rebounds: 3, 0

Technical Fouls: Coach 1st 13:30

Houston - 97																							
NO.	Name	Min	FG			3P			FT			Rebounds		Fouls		TP	AS	TO	ST	Blocks		+/-	
			M	A	%	M	A	%	M	A	%	OR	DR	PF	FD					BS	BA		
11	Joseph Tugler	F	25:27	2-4	1-1	0-0	3-4	7-7	2-5	5-5	1-1	1-3	0-47										
13	J'wan Roberts	F	19:47	6-8	0-0	0-0	2-2	4-6	2-1	14-11	2-3	1-0	35										
4	LJ Cryer	G	18:50	4-8	4-6	4-4	0-1	1-1	0-1	16-3	0-0	0-1	40										
7	Milos Uzan	G	25:38	3-6	2-4	0-0	0-7	1-2	8-0	2-4	1-1	35											
21	Emanuel Sharp	G	18:14	3-7	1-2	0-0	1-0	1-1	2-2	7-0	1-0	0-30											
23	Terrance Arceneaux	F	16:48	3-7	1-1	0-0	0-1	1-1	0-0	7-0	1-0	0-0	22										
3	Ramon Walker Jr.	F	18:34	4-6	1-2	0-0	4-4	4-0	1-0	10-0	0-0	0-0	14										
8	Mylik Wilson	F	20:50	7-9	1-1	0-0	1-2	3-3	1-1	15-3	0-2	0-0	16										
2	Cedric Lath	F																					

**GAME 18 - #7/5 HOUSTON vs. UTAH - 5 p.m. - WEDNESDAY, JAN. 22, 2025**



**#7/7 HOUSTON 80, rv/- HOFSTRA 44**  
**Friday, Nov. 22, 2024 • Fertitta Center • Houston**



Official Basketball Box Score - Final  
**Hofstra at Houston**  
 11/22/24 Fertitta Center, Houston, Texas  
 2024-25 Men's Basketball

Game Time: 7:02 PM  
 Game Duration: 1:42  
 Attendance: 7,055

Officials: Chance Moore, Chris Pacci, Tommy Johnson

Hofstra - 44		Record: 4-2													
NO.	Name	Min	FG	3P	FT	Rebounds	Fouls	TP	AS	TO	ST	Blocks	+	-	
			M/A	M/A	M/A	OR	DR	OT	PF	FD		BS	BA	+/	
12	Michael Graham	C 15:24	2-3	0-0	0-0	1	3	4	3	0	4	0	0	0	-4
1	TJ Gadsden	F 27:36	1-3	1-2	1-2	0	4	4	0	1	4	0	1	0	-29
2	Jaquan Sanders	G 21:55	3-9	2-6	0-0	0	1	1	4	1	8	0	2	0	-19
5	Cruz Davis	G 33:22	6-12	3-6	3-3	0	1	1	2	4	18	4	3	0	-35
7	Jean Aranguren	G 24:52	0-5	0-3	0-0	0	3	3	1	1	0	1	4	2	-24
33	Silas Sunday	20:13	0-2	0-0	0-0	2	3	5	3	2	0	0	3	0	-1-39
0	KJ'wan Robinson	25:10	3-10	1-3	0-0	0	3	3	0	1	7	1	1	0	-2-31
25	Mercy Miller	12:24	0-2	0-0	0-0	2	2	2	1	0	1	0	0	0	-7
4	Joshua DeCady	04:23	0-1	0-0	0-0	1	1	0	0	0	0	0	0	0	-1
3	Khalil Farmer	11:16	1-4	1-3	0-0	0	1	1	0	0	3	0	0	0	-5
24	Eric Parnell	03:25	0-1	0-0	0-0	1	1	2	0	1	0	0	0	0	-6
Team			3	2	5	0	0	0	0	0	1	0	0	0	0
Totals			16-52	8-25	4-5	7	25	32	15	12	44	7	15	3	0

Shooting By Period		
1 <sup>st</sup> FG%	7-23	30.4%
3PT%	4-13	30.8%
FT%	0-0	0%
2 <sup>nd</sup> FG%	9-29	31.0%
3PT%	4-12	33.3%
FT%	4-5	80%
GM FG%	16-52	30.8%
3PT%	8-25	32.0%
FT%	4-5	80.0%

Dead Ball Rebounds: 1-0

Technical Fouls: NONE

Houston - 80		Record: 3-1													
NO.	Name	Min	FG	3P	FT	Rebounds	Fouls	TP	AS	TO	ST	Blocks	+	-	
			M/A	M/A	M/A	OR	DR	OT	PF	FD		BS	BA	+/	
5	Ja'Vier Francis	F 14:45	2-5	0-0	0-0	2	1	3	0	0	4	0	0	1	1
13	J'Wan Roberts	F 16:46	1-6	0-0	2-3	1	2	3	1	3	4	0	0	1	0
4	LJ Cryer	G 26:55	3-10	2-8	0-0	0	3	3	1	2	8	3	0	3	0
7	Milos Uzan	G 21:32	1-5	0-2	2-2	1	4	5	0	1	4	6	2	0	0
21	Emanuel Sharp	G 19:30	5-6	5-5	1-2	1	1	2	4	1	16	2	0	2	0
11	Joseph Tugler	16:48	6-6	2-2	3-5	3	1	4	1	3	17	4	0	0	1
23	Terrance Arceneaux	23:26	5-7	0-0	2-2	1	2	1	2	1	12	1	0	4	0
25	Mercy Miller	22:45	2-8	0-3	0-2	1	8	9	2	3	4	2	0	0	0
3	Ramon Walker Jr.	14:35	1-2	1-1	0-0	0	3	3	1	0	3	0	1	0	1
8	Mylik Wilson	11:04	2-3	2-2	0-0	0	1	1	0	0	6	2	0	0	0
2	Cedric Lath	08:27	1-3	0-0	0-0	0	0	0	0	0	2	0	0	0	-2
0	Kordellus Jefferson	03:25	0-1	0-1	0-0	0	0	0	0	0	0	0	1	0	-6
Team			0	3	3	0	3	3	0	0	0	0	0	0	0
Totals			29-62	12-24	10-16	10	29	39	12	15	80	20	4	10	6

Shooting By Period		
1 <sup>st</sup> FG%	18-35	51.4%
3PT%	6-13	46.2%
FT%	6-7	85.7%
2 <sup>nd</sup> FG%	11-27	40.7%
3PT%	6-11	54.5%
FT%	4-9	44.4%
GM FG%	29-62	46.8%
3PT%	12-24	50.0%
FT%	10-16	62.5%

Dead Ball Rebounds: 4-0

Technical Fouls: NONE

Biggest lead		HOF	HOU
Biggest lead	0 (1 <sup>st</sup> 20:00)	44 (2 <sup>nd</sup> 4:20)	
Best Scoring Run	9 (2 <sup>nd</sup> 0:17)	19 (1 <sup>st</sup> 0:32)	
Lead Changes	0	1	
Times Tied	0	0	
Time with Lead	00:00	39:43	

Points from Turnovers		HOF	HOU
Points from Turnovers		5	17
Paint		14	26
Second Chance		6	13
Fast Breaks		0	7
Bench		10	44

Period by Period Scoring		HOF	HOU
1st	2nd	TOT	TOT
18	26	44	
48	32	80	

**#9/9 ALABAMA 85, #6/7 HOUSTON 80 (OT)**  
**Players Era Festival • First Day**  
**Tuesday, Nov. 26, 204 • MGM Grand Garden Arena • Las Vegas**



Official Basketball Box Score - Final  
**Alabama at Houston**  
 11/26/24 MGM Grand Garden Arena, Las Vegas  
 2024-25 Men's Basketball

Game Time: 5:00 PM  
 Game Duration: 2:44  
 Attendance: 7,602

Officials: Brian O'Connell, Pat Adams, Chuck Jones

Alabama - 85		Record: 5-1													
NO.	Name	Min	FG	3P	FT	Rebounds	Fouls	TP	AS	TO	ST	Blocks	+	-	
			M/A	M/A	M/A	OR	DR	OT	PF	FD		BS	BA	+/	
4	Grant Nelson	F 39:45	4-8	1-3	4-6	4	6	10	4	6	13	0	4	2	0
11	Clifford Omoruyi	C 16:52	1-1	0-0	2-4	2	1	3	2	3	4	0	1	0	2
0	Labaron Philon	G 15:06	0-9	0-3	1-2	1	2	3	1	2	1	2	3	0	1
1	Mark Sears	G 41:05	4-13	4-8	12-14	0	4	4	3	10	24	3	2	1	0
3	Latrell Wrightsoll Jr.	G 28:60	3-6	3-6	3-4	0	0	3	2	3	12	2	1	1	0
35	Derrion Reid	17:49	2-5	1-4	1-2	1	0	1	2	1	6	2	1	0	1
10	Mouhammed Dioubate	27:38	3-8	0-1	4-4	5	11	16	4	2	10	1	0	1	3
22	Aiden Sherrell	01:51	0-1	0-0	0-0	0	0	0	1	1	0	0	0	0	-1
2	Aden Holloway	26:01	5-8	2-4	2-2	1	2	3	3	1	14	3	1	0	2
15	Jarin Stevenson	09:54	0-1	0-1	1-3	2	1	3	2	2	1	1	0	0	0
Team			3	2	5	0	0	0	0	0	1	0	0	0	0
Totals			22-60	11-30	30-41	20	28	48	25	30	85	14	15	5	6

Shooting By Period		
1 <sup>st</sup> FG%	11-34	32.4%
3PT%	4-16	25.0%
FT%	8-13	61.5%
2 <sup>nd</sup> FG%	9-20	45.0%
3PT%	6-11	54.5%
FT%	2-4	50.0%
3PT%	1-3	33.3%
GM FG%	22-60	36.7%
3PT%	11-30	36.7%
FT%	30-41	73.2%

Dead Ball Rebounds: 6-2

Technical Fouls: NONE

Houston - 80		Record: 3-2													
NO.	Name	Min	FG	3P	FT	Rebounds	Fouls	TP	AS	TO	ST	Blocks	+	-	
			M/A	M/A	M/A	OR	DR	OT	PF	FD		BS	BA	+/	
5	Ja'Vier Francis	F 12:18	0-1	0-0	2-3	1	1	2	4	2	2	0	2	0	0
13	J'Wan Roberts	F 37:57	3-4	0-0	5-7	1	0	1	4	4	11	0	2	0	-7
4	LJ Cryer	G 42:16	9-26	2-8	10-10	0	0	1	5	30	2	1	3	0	-8
7	Milos Uzan	G 11:51	2-5	1-1	0-0	1	0	1	5	0	5	1	2	0	0
21	Emanuel Sharp	G 29:40	3-11	2-6	6-8	0	6	6	5	6	14	1	1	0	2
11	Joseph Tugler	30:58	1-5	0-2	0-1	2	6	8	4	4	2	2	2	1	8
3	Ramon Walker Jr.	07:08	0-0	0-0	0-0	2	1	3	1	0	0	0	0	0	0
23	Terrance Arceneaux	20:52	2-3	0-0	1-2	1	2	3	2	3	5	1	2	0	-2
25	Mercy Miller	08:25	1-1	0-0	2-2	0	0	0	2	1	4	0	0	0	0
8	Mylik Wilson	23:35	3-9	1-2	0-0	1	4	5	2	0	7	1	1	0	-2
Team			7	3	10	0	0	0	0	0	0	0	0	0	0
Totals			24-65	6-19	26-33	16	23	39	30	25	80	12	10	10	6

Shooting By Period		
1 <sup>st</sup> FG%	12-29	41.4%
3PT%	3-9	33.3%
FT%	9-12	75%
2 <sup>nd</sup> FG%	11-26	42.3%
3PT%	3-6	50.0%
FT%	17-21	81%
OTFG%	1-10	10.0%
OT3PT%	0-4	0.0%
FT%	0-0	0%
GM FG%	24-65	36.9%
3PT%	6-19	31.6%
FT%	26-33	78.8%

Dead Ball Rebounds: 2-0

Technical Fouls: NONE

Biggest lead		ALA	HOU
Biggest lead	8 (2 <sup>nd</sup> 8:53)	7 (1 <sup>st</sup> 9:23)	
Best Scoring Run	8 (1 <sup>st</sup> 6:10)	10 (2 <sup>nd</sup> 4:28)	
Lead Changes	13	10	
Times Tied	10	13	
Time with Lead	17:43	20:39	

Points from Turnovers		ALA	HOU
Points from Turnovers		10	18
Paint		12	13
Second Chance		15	13
Fast Breaks		3	5
Bench		31	18

Period by Period Scoring		ALA	HOU
1st	2nd	OT1	TOT
34	44	7	85
36	42	2	80

## #17/18 HOUSTON 79, BUTLER 51

### Big 12-Big East Battle

#### Saturday, Dec. 7, 2024 • Fertitta Center • Houston

Official Basketball Box Score - Final  
**Butler at Houston**  
 12/07/24 Fertitta Center, Houston, Texas  
 2024-25 Men's Basketball  
 Game Time: 4:31 PM  
 Game Duration: 1:52  
 Attendance: 7,035  
 Officials: Lamar Simpson, Ray Nall, Marques Pettigrew

NO.	Name	Min	FG			FT			Rebounds		Fouls		TP	AS	TO	ST	Blocks		+/-
			M	A	%	M	A	%	OR	DR	PF	FD					BS	BA	
0	Augusto Cassia	18:17	3-4	2-3	3-3	1-2	3-3	2-2	11	1	0	0	0	0	0	0	0	0	-10
11	Jahmyl Telfort	29:25	1-5	1-3	1-2	1-1	2-3	3-1	4	3	5	0	0	1	0	0	0	-28	
21	Pierre Brooks	31:23	2-10	0-8	2-2	0	0	1	2	1	6	1	1	1	0	0	0	-22	
22	Patrick McCaffery	34:24	4-11	3-7	0-0	1	3	4	0	1	11	1	1	0	0	0	0	-22	
13	Finley Bizjack	26:23	1-4	1-2	1-2	0	0	0	1	2	4	0	1	1	0	0	0	-15	
23	Andre Screen	11:48	0-3	0-0	3-4	2-1	3-3	3-3	1	2	1	1	1	1	0	0	0	-15	
12	Koby King	19:49	0-3	0-2	2-4	1-5	6-6	4-2	2	1	0	0	0	0	0	0	0	-15	
14	Landon Moore	17:57	1-4	1-1	4-5	1-2	0-3	7-1	1	0	1	0	0	0	0	0	-10		
33	Bodan Kapke	08:52	1-2	1-2	0-0	0	0	0	1	0	3	0	1	0	0	0	0	-7	
1	Evan Haywood	01:43	0-0	0-0	0-0	0	0	0	0	0	0	0	0	0	0	0	0	-1	
<b>Team</b>									0	1	1								
<b>Totals</b>			13-46	9-28	16-22	7-15	22-12	17-17	51	10	12	5	1	5	28				

Shooting By Period	
1st FG%	5-25 20.0%
3PT%	4-15 26.7%
FT%	4-6 66.7%
2nd FG%	8-21 38.1%
3PT%	5-13 38.5%
FT%	12-16 75%
GM FG%	13-46 28.3%
3PT%	9-28 32.1%
FT%	16-22 72.7%
Dead Ball Rebounds: 3, 0	

Points from Period Scoring			
1st	2nd	TOT	
BUT	18	33	51
HOU	28	51	79

Points from Period Scoring			
1st	2nd	TOT	
BUT	11	14	25
HOU	16	28	44

Points from Period Scoring			
1st	2nd	TOT	
BUT	11	12	23
HOU	15	22	37

Points from Period Scoring			
1st	2nd	TOT	
BUT	11	12	23
HOU	15	22	37

Points from Period Scoring			
1st	2nd	TOT	
BUT	11	12	23
HOU	15	22	37

Points from Period Scoring			
1st	2nd	TOT	
BUT	11	12	23
HOU	15	22	37

Points from Period Scoring			
1st	2nd	TOT	
BUT	11	12	23
HOU	15	22	37

Points from Period Scoring			
1st	2nd	TOT	
BUT	11	12	23
HOU	15	22	37

Points from Period Scoring			
1st	2nd	TOT	
BUT	11	12	23
HOU	15	22	37

## #15/13 HOUSTON 62, TROY 42

### Tuesday, Dec. 10, 2024 • Fertitta Center • Houston

Official Basketball Box Score - Final  
**Troy at Houston**  
 12/10/24 Fertitta Center, Houston, Texas  
 2024-25 Men's Basketball  
 Game Time: 7:02 PM  
 Game Duration: 2:00  
 Attendance: 7,035  
 Officials: Kipp Kissinger, Doug Simons, Bret Smith

NO.	Name	Min	FG			FT			Rebounds		Fouls		TP	AS	TO	ST	Blocks		+/-
			M	A	%	M	A	%	OR	DR	PF	FD					BS	BA	
1	Thomas Dowd	28:43	2-8	0-6	0-0	6-7	3-1	4-4	3-3	10	1	0	0	0	0	0	0	0	-9
4	Myles Rigby	29:24	1-6	0-0	0-0	1-2	0-3	3-3	4-1	3	0	2	0	0	0	0	0	-30	
15	Jackson Fields	18:36	1-6	0-1	0-1	3-5	2-1	3-3	1-4	5	0	0	0	0	0	0	0	-21	
2	Marcus Rigby Jr.	21:29	1-6	1-4	0-0	0-0	0-0	4-2	3-0	3	1	0	1	0	0	0	0	-19	
12	Taylor Conerway	28:23	4-9	0-3	1-2	7-7	0-0	3-2	9-1	2	2	1	0	0	0	0	0	-5	
3	Cooper Campbell	20:50	1-5	1-2	2-2	0-0	0-0	1-5	1-1	0	0	0	0	0	0	0	0	-7	
10	Jerrell Bellamy	13:35	1-3	0-0	0-0	3-3	0-0	2-2	0-0	0	0	0	0	0	0	0	0	-15	
11	Victor Valdes	14:32	0-4	0-1	0-0	1-1	2-2	0-0	0-1	1	1	1	1	1	1	1	1	-13	
0	Kerrington Kiel	11:28	0-1	0-1	0-0	0-0	0-0	0-0	0-0	0	0	0	0	0	0	0	0	0	
24	Randarius Jones	11:26	1-2	0-0	0-0	3-4	1-0	1-1	2-5	0	0	0	0	0	0	0	0	0	
21	Braydon Whitaker	01:34	0-0	0-0	0-0	0-0	0-0	0-0	0-0	0	0	0	0	0	0	0	0	0	
<b>Team</b>									6	6	12				0	3			
<b>Totals</b>			12-50	2-18	16-22	17-19	36-18	15-42	4	12	5	3	9	20					

Shooting By Period	
1st FG%	4-23 17.4%
3PT%	1-9 11.1%
FT%	8-27 29.6%
2nd FG%	3-9 33.3%
3PT%	1-9 11.1%
FT%	14-18 77.8%
GM FG%	12-50 24.0%
3PT%	2-18 11.1%
FT%	16-22 72.7%
Dead Ball Rebounds: 2, 0	

Points from Period Scoring			
1st	2nd	TOT	
TROY	11	31	42
HOU	33	29	62

Points from Period Scoring			
1st	2nd	TOT	
TROY	11	31	42
HOU	33	29	62

Points from Period Scoring			
1st	2nd	TOT	
TROY	11	31	42
HOU	33	29	62

Points from Period Scoring			
1st	2nd	TOT	
TROY	11	31	42
HOU	33	29	62

Points from Period Scoring			
1st	2nd	TOT	
TROY	11	31	42
HOU	33	29	62

Points from Period Scoring			
1st	2nd	TOT	
TROY	11	31	42
HOU	33	29	62

Points from Period Scoring			
1st	2nd	TOT	
TROY	11	31	42
HOU	33	29	62

Points from Period Scoring			
1st	2nd	TOT	
TROY	11	31	42
HOU	33	29	62

Points from Period Scoring			
1st	2nd	TOT	
TROY	11	31	42
HOU	33	29	62

#14/14 HOUSTON 60, OKLAHOMA STATE 47

Monday, Dec. 30, 2024 • Gallagher-Iba Arena • Stillwater, Okla.

NCAA Official Basketball Box Score - Final  
 Houston at Oklahoma St.  
 12/30/24 Gallagher-Iba Arena, Stillwater  
 2024-25 Men's Basketball  
 Game Time: 7:00 PM  
 Game Duration: 1:54  
 Attendance: 7,365  
 Officials: Ray Natli, Brooks Wells, Gregory Nixon

Houston - 60																
Record: 9-3 (1-0)																
NO.	Name	Min	FG	3P	FT	Rebounds	Fouls	TP	AS	TO	ST	Blocks	+/-			
			M-A	M-A	M-A	OR DR TOT	PF					BS BA				
11	Joseph Tugler	F	19:19	2-6	0-0	1 1 2	5	2	4	2	1	0	3	0	11	
13	J'Wan Roberts	F	32:21	9-13	0-0	2 2 3	8	11	1	4	20	1	2	2	1	28
4	LJ Cryer	G	33:48	6-15	4-8	2 2 2	1	1	18	0	2	4	0	0	10	
7	Milos Uzan	G	35:53	5-10	2-6	0 1	5	6	3	12	4	1	2	0	25	
21	Emanuel Sharp	G	22:10	1-4	0-2	0 0	2	2	1	0	2	1	0	0	13	
5	Ja'Vier Francis	19:25	1-4	0-0	0 0	5	2	2	0	0	0	0	1	1	7	
23	Terrance Arceneaux	17:28	0-3	0-3	0 0	2	5	2	0	0	0	3	2	0	-10	
8	Mylik Wilson	15:48	0-1	0-1	2 2	0 2	2	0	1	2	1	0	0	0	-4	
0	Kordellus Jefferson	01:16	0-0	0-0	0 0	0 0	0	0	0	0	0	0	0	0	-5	
2	Cedric Lath	01:16	0-0	0-0	0 0	0 0	1	0	0	0	0	0	0	0	-5	
25	Mercy Miller	01:16	0-1	0-0	0 0	0 0	0	0	0	0	0	0	0	0	-5	
Team						0 2 2										
Totals			24:57	6:20	6:8	5 29	34	16	9	60	9	12	8	5	1	13

Shooting By Period  
 1st FG%: 13-30 43.3%  
 3PT%: 2-5 40.0%  
 FT%: 0-0 0%  
 2nd FG%: 11-27 40.7%  
 3PT%: 4-15 26.7%  
 FT%: 6-6 100%  
 GM FG%: 24-57 42.1%  
 3PT%: 6-20 30.0%  
 FT%: 6-6 100.0%  
 Dead Ball Rebounds: 0

Oklahoma St. - 47																
Record: 8-4 (0-1)																
NO.	Name	Min	FG	3P	FT	Rebounds	Fouls	TP	AS	TO	ST	Blocks	+/-			
			M-A	M-A	M-A	OR DR TOT	PF					BS BA				
25	Robert Jennings	F	26:12	2-6	0-1	6 6	1 4	5	3	5	10	0	0	2	1	-9
33	Abou Ousmane	F	30:13	2-3	0-0	1 2	4	1	0	2	5	0	1	0	0	-10
1	Bryce Thompson	G	10:58	0-6	0-2	0 0	1	1	0	1	0	1	2	0	0	3
5	Khalil Brantley	G	28:42	0-4	0-2	0 0	2 6	8	1	1	0	4	3	0	0	-7
14	Jamyrion Keller	G	21:46	0-5	0-2	4 4	0 0	0	3	4	0	1	0	0	-3	
0	Marchelus Avery	20:35	2-8	1-4	0-0	0 3	2	0	5	1	0	0	0	0	-12	
2	Arturo Dean	23:12	3-7	1-2	2 4	0 4	1 2	9	1	3	1	0	1	0	-14	
6	Brandon Newman	24:10	4-11	2-5	2 2	1 3	4	1	2	12	0	0	1	0	-7	
4	Davonte Davis	10:29	0-2	0-1	0 0	0 0	1 0	0	0	0	0	0	0	0	-9	
24	Pat Suermick	03:43	1-2	0-0	0 0	1 0	1	0	2	0	1	0	0	0	3	
Team						4 3 7										
Totals			14:54	4:19	15:18	11 28	39	10	16	47	7	14	7	1	5	-13

Shooting By Period  
 1st FG%: 6-27 22.2%  
 3PT%: 1-8 12.5%  
 FT%: 5-6 83.3%  
 2nd FG%: 8-27 29.6%  
 3PT%: 3-11 27.3%  
 FT%: 10-12 83.3%  
 GM FG%: 14-54 25.9%  
 3PT%: 4-19 21.1%  
 FT%: 15-18 83.3%  
 Dead Ball Rebounds: 3

Technical Fouls: NONE  
 Points from Turnovers: HOU 16 OKST 7  
 Period by Period Scoring: 1st 2nd TOT  
 HOU 28 32 60  
 OKST 18 29 47  
 Biggest lead: HOU 22 (2nd 3:28) OKST 6 (1st 10:24)  
 Best Scoring Run: HOU 11 (1st 5:06) OKST 9 (1st 10:24)  
 Lead Changes: 4  
 Times Tied: 5  
 Time with Lead: HOU 28:09 OKST 04:26

#14/14 HOUSTON vs. BYU  
 Saturday, Jan. 4, 2025 • Fertitta Center • Houston

NCAA Official Basketball Box Score - Final  
 BYU at Houston  
 01/04/25 Fertitta Center, Houston, Texas  
 2024-25 Men's Basketball  
 Game Time: 1:01 PM  
 Game Duration: 1:56  
 Attendance: 7,035  
 Officials: Jeffrey Anderson, Gary Maxwell, De Selie Dean

BYU - 55															
Record: 10-3 (1-1)															
NO.	Name	Min	FG	3P	FT	Rebounds	Fouls	TP	AS	TO	ST	Blocks	+/-		
			M-A	M-A	M-A	OR DR TOT	PF					BS BA			
6	Kanon Catchings	F	25:35	2-5	1-3	1 2	2 0 2	2	2	6	1	0	1	1	28
13	Keba Keita	C	19:55	3-7	0-0	0 0	1 0	1	3	2	6	0	0	0	1
3	Egor Demin	G	25:51	1-6	0-3	1 2	0 3 3	1	1	3	7	3	1	0	0
15	Richie Saunders	G	22:22	3-8	1-5	2 3	0 2 2	1	4	9	1	2	1	0	0
30	Dalinn Hall	G	24:19	1-1	1-1	4 4	0 0 0	2	2	7	0	3	1	0	0
25	Dawson Baker	17:57	2-7	0-3	0 0	0 1	2	1	2	1	2	1	2	1	0
45	Fousseyni Traore	19:31	0-3	0-0	1 2	1 5	6	0	1	1	3	3	0	0	0
5	Mihailo Boskovic	12:35	1-2	1-2	2 2	0 0	2	2	0	5	1	0	0	0	0
21	Trevin Knell	15:53	4-6	4-6	0 0	1 1	3	0	12	0	0	0	0	0	0
0	Mawot Mag	05:46	1-2	0-0	0 0	0 0	0	0	0	0	0	0	1	1	0
4	Brody Kozlowski	04:12	0-1	0-1	0 0	0 0	0 0	0	0	0	0	0	0	0	0
1	Trey Stewart	03:03	0-0	0-0	0 0	0 0	0 0	0	0	0	0	0	0	0	0
2	Elijah Crawford	03:03	0-0	0-0	0 0	0 0	0 0	0	0	0	0	0	0	0	0
Team						3 3 6									
Totals			18:48	8:24	11:15	7 17	24	15	55	14	15	6	2	7	31

Shooting By Period  
 1st FG%: 8-22 36.4%  
 3PT%: 4-14 28.6%  
 FT%: 2-4 50%  
 2nd FG%: 10-26 38.5%  
 3PT%: 4-10 40.0%  
 FT%: 9-11 81.8%  
 GM FG%: 18-48 37.5%  
 3PT%: 8-24 33.3%  
 FT%: 11-15 73.3%  
 Dead Ball Rebounds: 0

Houston - 86															
Record: 10-3 (2-0)															
NO.	Name	Min	FG	3P	FT	Rebounds	Fouls	TP	AS	TO	ST	Blocks	+/-		
			M-A	M-A	M-A	OR DR TOT	PF					BS BA			
11	Joseph Tugler	F	18:27	1-1	0-0	3 4	2 5	5	3	5	0	3	0	2	0
13	J'Wan Roberts	F	24:54	3-4	0-0	0 2	4 6	1	2	6	2	3	2	0	32
4	LJ Cryer	G	27:11	3-11	3-9	0 0	0 0	0	1	9	2	2	1	0	0
7	Milos Uzan	G	31:04	2-9	2-6	1 2	0 2 2	0	1	7	8	0	2	0	1
21	Emanuel Sharp	G	20:07	5-9	4-8	4 4	0 3 3	4	4	18	1	0	1	0	17
5	Ja'Vier Francis	19:01	4-6	0-0	1 2	3 2	5	2	2	9	0	1	1	3	0
23	Terrance Arceneaux	22:59	5-9	4-5	1 2	3 3	6	0	1	15	1	0	2	0	1
8	Mylik Wilson	17:11	5-5	2-2	0 0	2 2	4	0	0	12	0	0	0	0	3
25	Mercy Miller	10:42	0-2	0-1	2 2	1 1	2	2	1	2	1	1	0	0	0
0	Kordellus Jefferson	04:12	1-3	1-3	0 0	0 0	0 0	0	0	0	0	0	0	0	-1
2	Cedric Lath	04:12	0-0	0-0	0 0	0 0	2 0	0	0	0	0	0	0	0	-1
Team						1 3 4									
Totals			29:59	16:34	12:16	15 22	37	15	86	15	11	9	7	2	31

Shooting By Period  
 1st FG%: 14-31 45.2%  
 3PT%: 5-16 31.3%  
 FT%: 6-9 66.7%  
 2nd FG%: 15-28 53.6%  
 3PT%: 11-18 61.1%  
 FT%: 6-7 85.7%  
 GM FG%: 29-59 49.2%  
 3PT%: 16-34 47.1%  
 FT%: 12-15 80.0%  
 Dead Ball Rebounds: 2

Technical Fouls: NONE  
 Points from Turnovers: HOU 18 OKST 24  
 Period by Period Scoring: 1st 2nd TOT  
 HOU 22 33 55  
 OKST 39 47 86  
 Biggest lead: HOU 0 (1st 20:00) OKST 34 (2nd 7:34)  
 Best Scoring Run: HOU 5 (2nd 5:50) OKST 9 (2nd 12:13)  
 Lead Changes: 0  
 Times Tied: 2  
 Time with Lead: HOU 00:00 OKST 36:57

#12/11 HOUSTON 65, TCU 46

Monday, Jan. 6, 2025 • Fertitta Center • Houston

NCAA Official Basketball Box Score - Final  
 TCU at Houston  
 01/06/25 Fertitta Center, Houston, Texas  
 2024-25 Men's Basketball  
 Game Time: 8:05 PM  
 Game Duration: 1:54  
 Attendance: 7,035  
 Officials: Kipp Kissinger, Doug Simons, Brent Smith

TCU - 46															
Record: 8-6 (1-2)															
NO.	Name	Min	FG	3P	FT	Rebounds	Fouls	TP	AS	TO	ST	Blocks	+/-		
			M-A	M-A	M-A	OR DR TOT	PF					BS BA			
13	Trazarian White	F	24:57	4-9	1-5	0 1	1 2	1	9	0	1	0	0	1	-18
15	David Punch	F	25:21	2-2	0-0	1 2	3 2	5	1	2	5	0	0	0	-16
8	Ernest Udeh Jr.	C	27:56	0-0	0-0	2 4	3 0	0	1	2	2	2	0	0	-11
3	Vasean Allette	G	32:41	4-10	2-3	1 2	0 5	0	3	11	1	2	0	0	-14
21	Noah Reynolds	G	30:47	9-16	0-5	1 3	1 2	1	4	19	1	4	0	0	-25
0	Brendan Wenzel	15:54	0-3	0-1	0 0	2 2	2 0	0	0	0	0	0	0	0	0
1	Isaiah Manning	10:32	0-4	0-3	0 0	1 1	1 0	1	0	0	0	0	0	0	-6
5	Micah Robinson	15:03	0-1	0-1	0 0	2 2	1 0	0	0	2	2	0	0	0	-3
32	Malick Diallo	12:04	1-2	0-0	0 0	1 1	3 0	2	0	1	1	0	0	0	-8
41	Jace Posey	04:45	0-0	0-0	0 0	0 0	0 0	1	1	1	0	0	0	0	4
Team						3 1 4									
Totals			20:47	3:18	3:7	9 18	27	11	14	46	4	19	4	2	6

#10/8 HOUSTON 70, rv/#25 WEST VIRGINIA 54

Wednesday, Jan. 15, 2025 • Fertitta Center • Houston



Official Basketball Box Score - Final
West Virginia at Houston
01/15/25 Fertitta Center, Houston, Texas
2024-25 Men's Basketball

Game Time: 7:01 PM
Game Duration: 1:56
Attendance: 7,035

Officials: Gregory Nixon, Brooks Wells, James Duke

West Virginia - 54

Record: 12-4 (3-2)

Table with columns: NO., Name, Min, FG, 3P, FT, Rebounds, Fouls, TP, AS, TO, ST, Blocks, +/-

Shooting By Period table with columns: 1st FG%, 3PT%, 2nd FG%, 3PT%, GM FG%, 3PT%, FT%

Technical Fouls: NONE

Houston - 70

Record: 13-3 (5-0)

Table with columns: NO., Name, Min, FG, 3P, FT, Rebounds, Fouls, TP, AS, TO, ST, Blocks, +/-

Shooting By Period table with columns: 1st FG%, 3PT%, 2nd FG%, 3PT%, GM FG%, 3PT%, FT%

Technical Fouls: NONE

Summary table with columns: Biggest lead, Best Scoring Run, Lead Changes, Times Tied, Time with Lead, Points from Turnovers, Paint, Second Chance, Fast Breaks, Bench, Period by Period Scoring

#10/8 HOUSTON 69, UCF 68

Saturday, Jan. 18, 2025 • Addition Financial Arena • Orlando



Official Basketball Box Score - Final
Houston at UCF
01/18/25 Addition Financial Arena, Orlando
2024-25 Men's Basketball

Game Time: 12:00 PM
Game Duration: 2:11
Attendance: 9,014

Officials: Kipp Kissing, Justin Shamion, Randal Anders

Houston - 69

Record: 14-3 (6-0)

Table with columns: NO., Name, Min, FG, 3P, FT, Rebounds, Fouls, TP, AS, TO, ST, Blocks, +/-

Shooting By Period table with columns: 1st FG%, 3PT%, 2nd FG%, 3PT%, GM FG%, 3PT%, FT%

Technical Fouls: Tugler 1st 17:56

UCF - 68

Record: 12-5 (3-3)

Table with columns: NO., Name, Min, FG, 3P, FT, Rebounds, Fouls, TP, AS, TO, ST, Blocks, +/-

Shooting By Period table with columns: 1st FG%, 3PT%, 2nd FG%, 3PT%, GM FG%, 3PT%, FT%

Technical Fouls: Hall 1st 17:56

Summary table with columns: Biggest lead, Best Scoring Run, Lead Changes, Times Tied, Time with Lead, Points from Turnovers, Paint, Second Chance, Fast Breaks, Bench, Period by Period Scoring

#7/5 HOUSTON vs. UTAH

Wednesday, Jan. 22, 2025 • Fertitta Center • Houston

#7/5 HOUSTON at #12/11 KANSAS

Saturday, Jan. 25, 2025 • Phog Allen Fieldhouse • Lawrence, Kan.



### 2024-25 Houston Men's Basketball Combined Team Statistics All games

**Game Records**

Record	Overall	Home	Away	Neutral
ALL GAMES	14-3	10-0	3-0	1-3
CONFERENCE	6-0	3-0	3-0	0-0
NON-CONFERENCE	8-3	7-0	0-0	1-3

**Score by Periods**

Team	1st	2nd	OT	TOT
Houston	647	641	7	1295
Opponents	403	517	15	935

**Team Box Score**

No.	Player	Total			3-Point		F-Throw		Rebounds				PF DQ A TO BLK STL PTS AVG									
		GP-GS	MIN	AVG	FG-FGA	FG%	3FG-3FGA	3FG%	FT-FTA	FT%	OFF	DEF	TOT	AVG	PF	DQ	A	TO	BLK	STL	PTS	AVG
4	CRYER, LJ	17-17	510:42	30.0	77-200	.385	48-117	.410	33-35	.943	3	25	28	1.6	18	0	32	16	2	17	235	13.8
21	SHARP, Emanuel	17-17	449:42	26.5	69-151	.457	45-98	.459	51-55	.927	5	46	51	3.0	39	1	20	13	0	22	234	13.8
13	ROBERTS, J'Wan	16-16	454:16	28.4	74-134	.552	0-0	.000	20-34	.588	44	62	106	6.6	32	0	21	28	14	14	168	10.5
7	UZAN, Milos	17-17	486:19	28.6	60-141	.426	19-54	.352	10-13	.769	8	50	58	3.4	30	3	82	20	3	20	149	8.8
23	ARCENEUX, Terrance	17-1	352:28	20.7	53-111	.477	17-40	.425	19-27	.704	17	39	56	3.3	19	0	16	13	2	21	142	8.4
11	TUGLER, Joseph	17-11	352:01	20.7	37-73	.507	3-8	.375	20-37	.541	49	48	97	5.7	54	2	18	20	40	13	97	5.7
8	WILSON, Mylik	17-0	260:28	15.3	39-79	.494	8-15	.533	9-12	.750	15	40	55	3.2	17	0	23	11	2	13	95	5.6
5	FRANCIS, Ja'Vier	16-6	251:52	15.7	33-61	.541	0-1	.000	22-32	.688	33	36	69	4.3	34	0	3	15	19	8	88	5.5
25	MILLER, Mercy	12-0	127:19	10.6	16-47	.340	5-20	.250	12-16	.750	6	22	28	2.3	16	0	7	7	1	6	49	4.1
3	WALKER JR., Ramon	8-0	92:22	11.5	6-12	.500	2-4	.500	2-3	.667	6	13	19	2.4	5	0	0	1	2	2	16	2.0
0	JEFFERSON, Kordelius	10-0	39:14	3.9	5-13	.385	1-8	.125	0-0	.000	0	2	2	0.2	6	0	0	3	1	0	11	1.1
2	LATH, Cedric	13-0	73:18	5.6	5-10	.500	0-0	.000	1-5	.200	11	4	15	1.2	13	0	1	1	3	1	11	0.8
Team											27	39	66									
<b>Total</b>		<b>17</b>	<b>3450</b>		<b>474-1032</b>	<b>.459</b>	<b>148-365</b>	<b>.405</b>	<b>199-269</b>	<b>.740</b>	<b>224</b>	<b>426</b>	<b>650</b>	<b>38.2</b>	<b>283</b>	<b>6</b>	<b>223</b>	<b>156</b>	<b>89</b>	<b>137</b>	<b>1295</b>	<b>76.2</b>
<b>Opponents</b>		<b>17</b>	<b>3450</b>		<b>309-869</b>	<b>.356</b>	<b>114-382</b>	<b>.298</b>	<b>203-293</b>	<b>.693</b>	<b>169</b>	<b>364</b>	<b>533</b>	<b>31.4</b>	<b>268</b>	<b>2</b>	<b>171</b>	<b>244</b>	<b>43</b>	<b>76</b>	<b>935</b>	<b>55.0</b>

**Team Statistics**

	UH	OPP
<b>Scoring</b>	<b>1295</b>	<b>935</b>
Points per game	76.2	55.0
Scoring margin	+21.2	-
<b>Field goals-att</b>	<b>474-1032</b>	<b>309-869</b>
Field goal pct	.459	.356
<b>3 point fg-att</b>	<b>148-365</b>	<b>114-382</b>
3-point FG pct	.405	.298
3-pt FG made per game	8.7	6.7
<b>Free throws-att</b>	<b>199-269</b>	<b>203-293</b>
Free throw pct	.740	.693
F-Throws made per game	11.7	11.9
<b>Rebounds</b>	<b>650</b>	<b>533</b>
Rebounds per game	38.2	31.4
Rebounding margin	+6.9	-
<b>Assists</b>	<b>223</b>	<b>171</b>
Assists per game	13.1	10.1
<b>Turnovers</b>	<b>156</b>	<b>244</b>
Turnovers per game	9.2	14.4
Turnover margin	+5.2	-
Assist/turnover ratio	1.4	0.7
<b>Steals</b>	<b>137</b>	<b>76</b>
Steals per game	8.1	4.5
<b>Blocks</b>	<b>89</b>	<b>43</b>
Blocks per game	5.2	2.5
<b>Winning streak</b>	<b>10</b>	<b>-</b>
Home win streak	10	-
<b>Attendance</b>	<b>70350</b>	<b>24711</b>
Home games-Avg/Game	10-7035	3-8237
Neutral site-Avg/Game	-	4-6441

**Team Results**

Date	Opponent	Score	Att.
11/04/2024	Jackson St.	W 97-40	7035
11/09/2024	vs Auburn	L 69-74	6901
11/13/2024	Louisiana	W 91-45	7035
11/22/2024	Hofstra	W 80-44	7035
11/26/2024	vs Alabama	Lot 80-85	7602
11/27/2024	vs Notre Dame	W 65-54	6143
11/30/2024	vs San Diego St.	Lot 70-73	5117
12/07/2024	Butler	W 79-51	7035
12/10/2024	Troy	W 62-42	7035
12/18/2024	Toledo	W 78-49	7035
12/21/2024	A&M-Corpus Christi	W 87-51	7035
12/30/2024	at Oklahoma St.	W 60-47	7365
01/04/2025	BYU	W 86-55	7035
01/06/2025	TCU	W 65-46	7035
01/11/2025	at Kansas St.	W 87-57	8332
01/15/2025	West Virginia	W 70-54	7035
01/18/2025	at UCF	W 69-68	9014



2024-25 Houston Men's Basketball  
 Combined Team Statistics  
 In Conference games

Game Records

Record	Overall	Home	Away	Neutral
ALL GAMES	6-0	3-0	3-0	0-0
CONFERENCE	6-0	3-0	3-0	0-0
NON-CONFERENCE	0-0	0-0	0-0	0-0

Score by Periods

Team	1st	2nd	OT	TOT
Houston	212	225	0	437
Opponents	151	176	0	327

Team Box Score

No.	Player	GP-GS MIN AVG			Total FG-FGA FG%		3-Point 3FG-3FGA 3FG%		F-Throw FT-FTA FT%		Rebounds OFF DEF TOT AVG				PF	DQ	A	TO	BLK	STL	PTS	AVG
		GP-GS	MIN	AVG	FG-FGA	FG%	3FG-3FGA	3FG%	FT-FTA	FT%	OFF	DEF	TOT	AVG								
13	ROBERTS, J'Wan	6-6	187:39	31.3	43-73	.589	0-0	.000	5-12	.417	15	24	39	6.5	11	0	11	13	4	6	91	15.2
4	CRYER, LJ	6-6	180:60	30.2	23-68	.338	17-42	.405	9-10	.900	3	8	11	1.8	7	0	10	4	0	6	72	12.0
21	SHARP, Emanuel	6-6	160:29	26.7	24-50	.480	15-37	.405	9-9	1.000	0	18	18	3.0	12	0	4	3	0	8	72	12.0
7	UZAN, Milos	6-6	195:36	32.6	22-50	.440	6-21	.286	2-3	.667	3	21	24	4.0	8	0	26	4	1	10	52	8.7
5	FRANCIS, Ja'Vier	6-0	108:51	18.1	17-30	.567	0-0	.000	10-13	.769	22	16	38	6.3	12	0	1	4	7	3	44	7.3
8	WILSON, Mylik	6-0	92:45	15.5	15-27	.556	3-5	.600	4-6	.667	4	16	20	3.3	5	0	7	3	0	3	37	6.2
23	ARCENEUX, Terrance	6-0	116:31	19.4	11-30	.367	8-18	.444	1-3	.333	5	12	17	2.8	6	0	4	6	2	6	31	5.2
11	TUGLER, Joseph	6-6	119:08	19.9	10-22	.455	0-1	.000	7-12	.583	17	13	30	5.0	22	2	6	8	13	3	27	4.5
0	JEFFERSON, Kordelius	3-0	08:44	2.9	2-4	.500	1-3	.333	0-0	.000	0	0	0	0.0	1	0	0	2	0	0	5	1.7
25	MILLER, Mercy	4-0	19:01	4.8	0-5	.000	0-2	.000	6-6	1.000	1	2	3	0.8	4	0	1	2	1	0	6	1.5
2	LATH, Cedric	4-0	10:16	2.6	0-0	.000	0-0	.000	0-0	.000	1	1	2	0.5	4	0	0	0	1	0	0	0.0
Team											3	12	15					4				
<b>Total</b>		<b>6</b>	<b>1200</b>		<b>167-359</b>	<b>.465</b>	<b>50-129</b>	<b>.388</b>	<b>53-74</b>	<b>.716</b>	<b>74</b>	<b>143</b>	<b>217</b>	<b>36.2</b>	<b>92</b>	<b>2</b>	<b>70</b>	<b>53</b>	<b>29</b>	<b>45</b>	<b>437</b>	<b>72.8</b>
<b>Opponents</b>		<b>6</b>	<b>1200</b>		<b>115-301</b>	<b>.382</b>	<b>41-131</b>	<b>.313</b>	<b>56-82</b>	<b>.683</b>	<b>51</b>	<b>123</b>	<b>174</b>	<b>29.0</b>	<b>84</b>	<b>0</b>	<b>62</b>	<b>88</b>	<b>12</b>	<b>26</b>	<b>327</b>	<b>54.5</b>

Team Statistics

	UH	OPP
<b>Scoring</b>	<b>437</b>	<b>327</b>
Points per game	72.8	54.5
Scoring margin	+18.3	-
<b>Field goals-att</b>	<b>167-359</b>	<b>115-301</b>
Field goal pct	.465	.382
<b>3 point fg-att</b>	<b>50-129</b>	<b>41-131</b>
3-point FG pct	.388	.313
3-pt FG made per game	8.3	6.8
<b>Free throws-att</b>	<b>53-74</b>	<b>56-82</b>
Free throw pct	.716	.683
F-Throws made per game	8.8	9.3
<b>Rebounds</b>	<b>217</b>	<b>174</b>
Rebounds per game	36.2	29.0
Rebounding margin	+7.2	-
<b>Assists</b>	<b>70</b>	<b>62</b>
Assists per game	11.7	10.3
<b>Turnovers</b>	<b>53</b>	<b>88</b>
Turnovers per game	8.8	14.7
Turnover margin	+5.8	-
Assist/turnover ratio	1.3	0.7
<b>Steals</b>	<b>45</b>	<b>26</b>
Steals per game	7.5	4.3
<b>Blocks</b>	<b>29</b>	<b>12</b>
Blocks per game	4.8	2.0
<b>Winning streak</b>	<b>6</b>	<b>-</b>
Home win streak	3	-
<b>Attendance</b>	<b>21105</b>	<b>24711</b>
Home games-Avg/Game	3-7035	3-8237
Neutral site-Avg/Game	-	0-0

Team Results

Date	Opponent	Score	Att.
12/30/2024	at Oklahoma St.	W 60-47	7365
01/04/2025	BYU	W 86-55	7035
01/06/2025	TCU	W 65-46	7035
01/11/2025	at Kansas St.	W 87-57	8332
01/15/2025	West Virginia	W 70-54	7035
01/18/2025	at UCF	W 69-68	9014



2024-25 Houston Men's Basketball  
Team High/Low Analysis  
All games

Houston - Game Highs

<b>POINTS</b>	97	Jackson St. (11/04/2024)
	91	Louisiana (11/13/2024)
	87	at Kansas St. (01/11/2025)
	87	A&M-Corpus Christi (12/21/2024)
	86	BYU (01/04/2025)
<b>FIELD GOALS MADE</b>	39	Jackson St. (11/04/2024)
	34	at Kansas St. (01/11/2025)
<b>FIELD GOAL ATTEMPTS</b>	69	at UCF (01/18/2025)
	69	at Kansas St. (01/11/2025)
<b>FIELD GOAL PERCENTAGE</b>	.582 (39-67)	Jackson St. (11/04/2024)
	.533 (32-60)	Butler (12/07/2024)
<b>3 PT FG MADE</b>	16	BYU (01/04/2025)
	14	A&M-Corpus Christi (12/21/2024)
<b>3 PT FG ATTEMPTS</b>	34	BYU (01/04/2025)
	29	A&M-Corpus Christi (12/21/2024)
<b>3 PT FG PERCENTAGE</b>	.600 (12-20)	Jackson St. (11/04/2024)
	.500 (12-24)	Hofstra (11/22/2024)
	.500 (9-18)	Butler (12/07/2024)
<b>FREE THROWS MADE</b>	26	vs Alabama (N) (11/26/2024)
	21	A&M-Corpus Christi (12/21/2024)
<b>FREE THROW ATTEMPTS</b>	33	vs Alabama (N) (11/26/2024)
	27	Louisiana (11/13/2024)
<b>FREE THROW PERCENTAGE</b>	1.000 (7-7)	Jackson St. (11/04/2024)
	1.000 (6-6)	at Oklahoma St. (12/30/2024)
	1.000 (6-6)	Butler (12/07/2024)
<b>REBOUNDS</b>	50	Toledo (12/18/2024)
	46	Louisiana (11/13/2024)
<b>ASSISTS</b>	20	Hofstra (11/22/2024)
	19	vs Notre Dame (N) (11/27/2024)
	19	Jackson St. (11/04/2024)
<b>STEALS</b>	17	Louisiana (11/13/2024)
	12	Jackson St. (11/04/2024)
<b>BLOCKED SHOTS</b>	10	vs Alabama (N) (11/26/2024)
	9	Troy (12/10/2024)
<b>TURNOVERS</b>	12	at Oklahoma St. (12/30/2024)
	12	Toledo (12/18/2024)
	12	vs San Diego St. (N) (11/30/2024)
	12	vs Alabama (N) (11/26/2024)
<b>FOULS</b>	30	vs Alabama (N) (11/26/2024)
	21	vs San Diego St. (N) (11/30/2024)



2024-25 Houston Men's Basketball  
Team High/Low Analysis  
All games

Houston - Game Lows

<b>POINTS</b>	60	at Oklahoma St. (12/30/2024)
	62	Troy (12/10/2024)
	65	TCU (01/06/2025)
	65	vs Notre Dame (N) (11/27/2024)
	69	at UCF (01/18/2025)
	69	vs Auburn (N) (11/09/2024)
<b>FIELD GOALS MADE</b>	22	Troy (12/10/2024)
	23	vs San Diego St. (N) (11/30/2024)
<b>FIELD GOAL ATTEMPTS</b>	51	West Virginia (01/15/2025)
	51	Troy (12/10/2024)
<b>FIELD GOAL PERCENTAGE</b>	.369 (24-65)	vs Alabama (N) (11/26/2024)
	.371 (23-62)	vs San Diego St. (N) (11/30/2024)
<b>3 PT FG MADE</b>	3	at UCF (01/18/2025)
	4	Toledo (12/18/2024)
<b>3 PT FG ATTEMPTS</b>	13	vs Auburn (N) (11/09/2024)
	14	at Kansas St. (01/11/2025)
<b>3 PT FG PERCENTAGE</b>	.167 (4-24)	Toledo (12/18/2024)
	.188 (3-16)	at UCF (01/18/2025)
<b>FREE THROWS MADE</b>	5	TCU (01/06/2025)
	5	vs Notre Dame (N) (11/27/2024)
<b>FREE THROW ATTEMPTS</b>	6	at Oklahoma St. (12/30/2024)
	6	Butler (12/07/2024)
<b>FREE THROW PERCENTAGE</b>	.556 (5-9)	TCU (01/06/2025)
	.556 (5-9)	vs Notre Dame (N) (11/27/2024)
<b>REBOUNDS</b>	30	West Virginia (01/15/2025)
	30	TCU (01/06/2025)
<b>ASSISTS</b>	7	vs Auburn (N) (11/09/2024)
	8	at UCF (01/18/2025)
	8	Butler (12/07/2024)
	8	vs Alabama (N) (11/26/2024)
<b>STEALS</b>	1	vs San Diego St. (N) (11/30/2024)
	3	at UCF (01/18/2025)
<b>BLOCKED SHOTS</b>	2	vs San Diego St. (N) (11/30/2024)
	2	vs Notre Dame (N) (11/27/2024)
<b>TURNOVERS</b>	4	Hofstra (11/22/2024)
	5	at Kansas St. (01/11/2025)
	5	vs Notre Dame (N) (11/27/2024)
<b>FOULS</b>	11	West Virginia (01/15/2025)
	12	Hofstra (11/22/2024)



2024-25 Houston Men's Basketball  
Team High/Low Analysis  
All games

Opponent - Game Highs

<b>POINTS</b>	85	vs Alabama (N) (11/26/2024)
	74	vs Auburn (N) (11/09/2024)
	73	vs San Diego St. (N) (11/30/2024)
	68	at UCF (01/18/2025)
	57	at Kansas St. (01/11/2025)
<b>FIELD GOALS MADE</b>	27	vs Auburn (N) (11/09/2024)
	25	at UCF (01/18/2025)
<b>FIELD GOAL ATTEMPTS</b>	62	at UCF (01/18/2025)
	60	vs Alabama (N) (11/26/2024)
<b>FIELD GOAL PERCENTAGE</b>	.529 (27-51)	vs Auburn (N) (11/09/2024)
	.442 (19-43)	West Virginia (01/15/2025)
<b>3 PT FG MADE</b>	11	vs Alabama (N) (11/26/2024)
	10	at Kansas St. (01/11/2025)
<b>3 PT FG ATTEMPTS</b>	30	vs Alabama (N) (11/26/2024)
	28	Butler (12/07/2024)
<b>3 PT FG PERCENTAGE</b>	.409 (9-22)	West Virginia (01/15/2025)
	.400 (10-25)	at Kansas St. (01/11/2025)
<b>FREE THROWS MADE</b>	30	vs Alabama (N) (11/26/2024)
	18	vs San Diego St. (N) (11/30/2024)
<b>FREE THROW ATTEMPTS</b>	41	vs Alabama (N) (11/26/2024)
	27	vs San Diego St. (N) (11/30/2024)
<b>FREE THROW PERCENTAGE</b>	.833 (15-18)	at Oklahoma St. (12/30/2024)
	.800 (4-5)	Hofstra (11/22/2024)
<b>REBOUNDS</b>	48	vs Alabama (N) (11/26/2024)
	41	at UCF (01/18/2025)
<b>ASSISTS</b>	16	at Kansas St. (01/11/2025)
	14	BYU (01/04/2025)
	14	vs Alabama (N) (11/26/2024)
	14	vs Auburn (N) (11/09/2024)
<b>STEALS</b>	8	vs San Diego St. (N) (11/30/2024)
	7	at Oklahoma St. (12/30/2024)
<b>BLOCKED SHOTS</b>	7	vs Auburn (N) (11/09/2024)
	6	vs Alabama (N) (11/26/2024)
<b>TURNOVERS</b>	23	Louisiana (11/13/2024)
	21	Jackson St. (11/04/2024)
<b>FOULS</b>	25	vs Alabama (N) (11/26/2024)
	21	Louisiana (11/13/2024)
	21	vs Auburn (N) (11/09/2024)



2024-25 Houston Men's Basketball  
Team High/Low Analysis  
All games

Opponent - Game Lows

<b>POINTS</b>	40	Jackson St. (11/04/2024)
	42	Troy (12/10/2024)
	44	Hofstra (11/22/2024)
	45	Louisiana (11/13/2024)
	46	TCU (01/06/2025)
<b>FIELD GOALS MADE</b>	12	Troy (12/10/2024)
	13	Butler (12/07/2024)
	13	Jackson St. (11/04/2024)
<b>FIELD GOAL ATTEMPTS</b>	43	West Virginia (01/15/2025)
	46	Butler (12/07/2024)
	46	Louisiana (11/13/2024)
<b>FIELD GOAL PERCENTAGE</b>	.240 (12-50)	Troy (12/10/2024)
	.259 (14-54)	at Oklahoma St. (12/30/2024)
<b>3 PT FG MADE</b>	2	Troy (12/10/2024)
	3	TCU (01/06/2025)
<b>3 PT FG ATTEMPTS</b>	18	TCU (01/06/2025)
	18	Toledo (12/18/2024)
	18	Troy (12/10/2024)
<b>3 PT FG PERCENTAGE</b>	.111 (2-18)	Troy (12/10/2024)
	.167 (3-18)	TCU (01/06/2025)
<b>FREE THROWS MADE</b>	3	TCU (01/06/2025)
	4	Hofstra (11/22/2024)
<b>FREE THROW ATTEMPTS</b>	5	Hofstra (11/22/2024)
	7	TCU (01/06/2025)
<b>FREE THROW PERCENTAGE</b>	.429 (3-7)	TCU (01/06/2025)
	.625 (10-16)	A&M-Corpus Christi (12/21/2024)
<b>REBOUNDS</b>	20	at Kansas St. (01/11/2025)
	22	Butler (12/07/2024)
<b>ASSISTS</b>	4	TCU (01/06/2025)
	4	Troy (12/10/2024)
<b>STEALS</b>	1	at UCF (01/18/2025)
	1	vs Notre Dame (N) (11/27/2024)
<b>BLOCKED SHOTS</b>	0	at Kansas St. (01/11/2025)
	0	vs Notre Dame (N) (11/27/2024)
	0	Hofstra (11/22/2024)
<b>TURNOVERS</b>	7	vs San Diego St. (N) (11/30/2024)
	12	West Virginia (01/15/2025)
	12	Troy (12/10/2024)
	12	Butler (12/07/2024)
	12	vs Notre Dame (N) (11/27/2024)
	12	vs Auburn (N) (11/09/2024)
<b>FOULS</b>	10	at Oklahoma St. (12/30/2024)
	11	TCU (01/06/2025)



2024-25 Houston Men's Basketball  
Player Highs Analysis  
All games

Page 1/  
as of Jan 18, 2025

Houston - Individual Game Highs

<b>POINTS</b>	30	LJ Cryer vs Alabama (N) (11/26/2024)
	23	Emanuel Sharp vs San Diego St. (N) (11/30/2024)
	22	J'Wan Roberts vs West Virginia (01/15/2025)
	22	LJ Cryer vs Troy (12/10/2024)
	21	J'Wan Roberts at UCF (01/18/2025)
	21	LJ Cryer vs San Diego St. (N) (11/30/2024)
<b>FIELD GOALS MADE</b>	10	J'Wan Roberts at UCF (01/18/2025)
	10	J'Wan Roberts vs West Virginia (01/15/2025)
<b>FIELD GOAL ATTEMPTS</b>	26	LJ Cryer vs Alabama (N) (11/26/2024)
	17	J'Wan Roberts at UCF (01/18/2025)
<b>FIELD GOAL PERCENTAGE (min 5 made)</b>	1.000	(6-6) Joseph Tugler vs Hofstra (11/22/2024)
	1.000	(5-5) Mylik Wilson vs BYU (01/04/2025)
<b>3 PT FG MADE</b>	6	LJ Cryer vs Troy (12/10/2024)
	5	LJ Cryer vs West Virginia (01/15/2025)
	5	LJ Cryer vs A&M-Corpus Christi (12/21/2024)
	5	LJ Cryer vs San Diego St. (N) (11/30/2024)
	5	Emanuel Sharp vs Hofstra (11/22/2024)
<b>3 PT FG ATTEMPTS</b>	13	LJ Cryer vs San Diego St. (N) (11/30/2024)
	10	LJ Cryer vs West Virginia (01/15/2025)
<b>3 PT FG PERCENTAGE (min 2 made)</b>	1.000	(5-5) Emanuel Sharp vs Hofstra (11/22/2024)
	1.000	(2-2) Mylik Wilson vs BYU (01/04/2025)
	1.000	(2-2) Milos Uzan vs A&M-Corpus Christi (12/21/2024)
	1.000	(2-2) Mylik Wilson vs Hofstra (11/22/2024)
	1.000	(2-2) Joseph Tugler vs Hofstra (11/22/2024)
	1.000	(2-2) Emanuel Sharp vs Louisiana (11/13/2024)
<b>FREE THROWS MADE</b>	10	LJ Cryer vs Alabama (N) (11/26/2024)
	9	Emanuel Sharp vs A&M-Corpus Christi (12/21/2024)
	9	Emanuel Sharp vs San Diego St. (N) (11/30/2024)
<b>FREE THROW ATTEMPTS</b>	10	LJ Cryer vs Alabama (N) (11/26/2024)
	9	Emanuel Sharp vs A&M-Corpus Christi (12/21/2024)
	9	Emanuel Sharp vs San Diego St. (N) (11/30/2024)
<b>FREE THROW PERCENTAGE (min 3 made)</b>	1.000	(10-10) LJ Cryer vs Alabama (N) (11/26/2024)
	1.000	(9-9) Emanuel Sharp vs A&M-Corpus Christi (12/21/2024)
	1.000	(9-9) Emanuel Sharp vs San Diego St. (N) (11/30/2024)
	1.000	(6-6) Ja'Vier Francis at UCF (01/18/2025)
	1.000	(5-5) J'Wan Roberts vs Louisiana (11/13/2024)
	1.000	(4-4) LJ Cryer at Kansas St. (01/11/2025)
	1.000	(4-4) Emanuel Sharp vs BYU (01/04/2025)
	1.000	(4-4) Emanuel Sharp vs Toledo (12/18/2024)
	1.000	(4-4) Emanuel Sharp vs Troy (12/10/2024)
	1.000	(4-4) Terrance Arceneaux vs Butler (12/07/2024)
	1.000	(4-4) Terrance Arceneaux vs Louisiana (11/13/2024)
	1.000	(4-4) Emanuel Sharp vs Auburn (N) (11/09/2024)
	1.000	(4-4) LJ Cryer vs Jackson St. (11/04/2024)
	1.000	(3-3) Emanuel Sharp vs West Virginia (01/15/2025)
	1.000	(3-3) Joseph Tugler vs Toledo (12/18/2024)
<b>REBOUNDS</b>	12	J'Wan Roberts vs Butler (12/07/2024)
	12	J'Wan Roberts vs San Diego St. (N) (11/30/2024)
<b>ASSISTS</b>	10	Milos Uzan vs Jackson St. (11/04/2024)
	9	Milos Uzan vs Notre Dame (N) (11/27/2024)
<b>STEALS</b>	4	LJ Cryer at Oklahoma St. (12/30/2024)
	4	Terrance Arceneaux vs Hofstra (11/22/2024)



2024-25 Houston Men's Basketball  
Player Highs Analysis  
All games

Pa  
as of Jan 18,

Houston - Individual Game Highs

<b>BLOCKED SHOTS</b>	8	Joseph Tugler vs Alabama (N) (11/26/2024)
	4	Ja'Vier Francis vs A&M-Corpus Christi (12/21/2024)
	4	Joseph Tugler vs A&M-Corpus Christi (12/21/2024)
<b>TURNOVERS</b>	4	Terrance Arceneaux vs Troy (12/10/2024)
	3	J'Wan Roberts vs West Virginia (01/15/2025)
	3	J'Wan Roberts vs TCU (01/06/2025)
	3	J'Wan Roberts vs BYU (01/04/2025)
	3	Joseph Tugler vs BYU (01/04/2025)
	3	Terrance Arceneaux at Oklahoma St. (12/30/2024)
	3	Mylik Wilson vs Toledo (12/18/2024)
	3	Ja'Vier Francis vs Toledo (12/18/2024)
	3	J'Wan Roberts vs Butler (12/07/2024)
	3	LJ Cryer vs Butler (12/07/2024)
	3	J'Wan Roberts vs San Diego St. (N) (11/30/2024)
	3	LJ Cryer vs San Diego St. (N) (11/30/2024)
	3	Milos Uzan vs San Diego St. (N) (11/30/2024)
	3	Milos Uzan vs Auburn (N) (11/09/2024)
<b>FOULS</b>	5	Joseph Tugler vs BYU (01/04/2025)
	5	Joseph Tugler at Oklahoma St. (12/30/2024)
	5	Milos Uzan vs San Diego St. (N) (11/30/2024)
	5	Emanuel Sharp vs Alabama (N) (11/26/2024)
	5	Milos Uzan vs Alabama (N) (11/26/2024)
	5	Milos Uzan vs Auburn (N) (11/09/2024)



2024-25 Houston Men's Basketball  
Player Highs Analysis  
All games

Page 3/4  
as of Jan 18, 2025

Opponent - Individual Game Highs

<b>POINTS</b>	24	Mark Sears vs Alabama (N) (11/26/2024)
	22	Tae Davis vs Notre Dame (N) (11/27/2024)
	21	Tahaad Pettiford vs Auburn (N) (11/09/2024)
	20	Johni Broome vs Auburn (N) (11/09/2024)
	19	Noah Reynolds vs TCU (01/06/2025)
<b>FIELD GOALS MADE</b>	10	Johni Broome vs Auburn (N) (11/09/2024)
	9	Noah Reynolds vs TCU (01/06/2025)
	9	Tae Davis vs Notre Dame (N) (11/27/2024)
<b>FIELD GOAL ATTEMPTS</b>	18	Braeden Shrewsberry vs Notre Dame (N) (11/27/2024)
	16	Darius Johnson at UCF (01/18/2025)
	16	Noah Reynolds vs TCU (01/06/2025)
<b>FIELD GOAL PERCENTAGE (min 5 made)</b>	.750	(6-8) Armani Hansberry vs West Virginia (01/15/2025)
	.700	(7-10) Moustapha Thiam at UCF (01/18/2025)
<b>3 PT FG MADE</b>	5	Brendan Hausen at Kansas St. (01/11/2025)
	5	Tahaad Pettiford vs Auburn (N) (11/09/2024)
<b>3 PT FG ATTEMPTS</b>	13	Braeden Shrewsberry vs Notre Dame (N) (11/27/2024)
	11	Brendan Hausen at Kansas St. (01/11/2025)
<b>3 PT FG PERCENTAGE (min 2 made)</b>	.750	(3-4) Jared Coleman-Jones vs San Diego St. (N) (11/30/2024)
	.667	(4-6) Trevin Knell vs BYU (01/04/2025)
	.667	(2-3) Vasean Allette vs TCU (01/06/2025)
	.667	(2-3) Augusto Cassia vs Butler (12/07/2024)
<b>FREE THROWS MADE</b>	12	Mark Sears vs Alabama (N) (11/26/2024)
	7	Miles Byrd vs San Diego St. (N) (11/30/2024)
<b>FREE THROW ATTEMPTS</b>	14	Mark Sears vs Alabama (N) (11/26/2024)
	8	Garry Clark vs A&M-Corpus Christi (12/21/2024)
	8	Miles Byrd vs San Diego St. (N) (11/30/2024)
<b>FREE THROW PERCENTAGE (min 3 made)</b>	1.000	(6-6) Robert Jennings at Oklahoma St. (12/30/2024)
	1.000	(5-5) Sam Lewis vs Toledo (12/18/2024)
	1.000	(4-4) Jordan Ivy-Curry at UCF (01/18/2025)
	1.000	(4-4) Dallin Hall vs BYU (01/04/2025)
	1.000	(4-4) Jamyron Keller at Oklahoma St. (12/30/2024)
	1.000	(4-4) Mouhamed Dioubate vs Alabama (N) (11/26/2024)
	1.000	(4-4) Christian Wright vs Louisiana (11/13/2024)
	1.000	(3-3) Augusto Cassia vs Butler (12/07/2024)
	1.000	(3-3) Cruz Davis vs Hofstra (11/22/2024)
<b>REBOUNDS</b>	16	Mouhamed Dioubate vs Alabama (N) (11/26/2024)
	11	Keyshawn Hall at UCF (01/18/2025)
<b>ASSISTS</b>	8	Jayvon Small vs West Virginia (01/15/2025)
	7	Egor Demin vs BYU (01/04/2025)
<b>STEALS</b>	5	Bj Davis vs San Diego St. (N) (11/30/2024)
	2	Senrice Harris vs West Virginia (01/15/2025)
	2	Ernest Udeh Jr. vs TCU (01/06/2025)
	2	Micah Robinson vs TCU (01/06/2025)
	2	Brandon Newman at Oklahoma St. (12/30/2024)
	2	Robert Jennings at Oklahoma St. (12/30/2024)
	2	Bryce Ford vs Toledo (12/18/2024)
	2	Sonny Wilson vs Toledo (12/18/2024)
	2	Tayton Conerway vs Troy (12/10/2024)
	2	Grant Nelson vs Alabama (N) (11/26/2024)
	2	Jean Aranguren vs Hofstra (11/22/2024)
	2	Kyndall Davis vs Louisiana (11/13/2024)
	2	Johni Broome vs Auburn (N) (11/09/2024)
<b>BLOCKED SHOTS</b>	5	Magoon Gwath vs San Diego St. (N) (11/30/2024)
	5	Johni Broome vs Auburn (N) (11/09/2024)



2024-25 Houston Men's Basketball  
Player Highs Analysis  
All games

as of Jan

Opponent - Individual Game Highs

<b>TURNOVERS</b>	5	Keyshawn Hall at UCF (01/18/2025)
	5	Coleman Hawkins at Kansas St. (01/11/2025)
	5	Jahmyl Telfort vs Butler (12/07/2024)
	5	Christian Wright vs Louisiana (11/13/2024)
<b>FOULS</b>	5	Zeke Cook vs Louisiana (11/13/2024)
	5	Jeremiah Evans vs Louisiana (11/13/2024)

## TEAM GAME-by-GAME STATISTICS

Team	Date	W/L	Pts	1st/2nd	FG-A	Pct.	3P-A	Pct.	FT-A	Pct.	Off	Def	Reb	PF	Ast	TO	Bl	St
#4/4 HOUSTON	11/4/24	W	97	52/45	39-67	.582	12-20	.600	7-7	1.000	11	28	39	13	19	9	6	12
vs. Jackson State			40	13/27	13-47	.277	4-23	.174	10-15	.667	8	17	25	14	8	21	3	3
#4/4 HOUSTON	11/9/24	L	69	33/36	24-58	.414	5-13	.385	16-22	.727	15	18	33	20	7	10	3	5
vs. #11/11 Auburn			74	28/46	27-51	.529	7-23	.304	13-19	.684	11	22	33	21	14	12	7	6
#8/10 HOUSTON	11/13/24	W	91	51/40	31-68	.456	10-23	.435	19-27	.704	18	28	46	13	13	10	4	17
vs. Louisiana			45	25/20	15-46	.326	6-21	.286	9-12	.750	4	24	28	21	7	23	2	4
#7/7 HOUSTON	11/22/24	W	80	48/32	29-62	.468	12-24	.500	10-16	.625	10	29	39	12	20	4	6	10
vs. Hofstra			44	18/26	16-52	.308	8-25	.320	4-5	.800	7	25	32	15	7	15	0	3
#6/7 HOUSTON	11/26/24	L	80 (OT)	36/42/2	24-65	.369	6-19	.316	26-33	.788	16	23	39	30	8	12	10	10
vs. #9/9 Alabama			85	34/44/7	22-60	.367	11-30	.367	30-41	.732	20	28	48	25	14	15	6	5
#6/7 HOUSTON	11/27/24	W	65	39/26	27-60	.450	6-23	.261	5-9	.556	8	24	32	16	19	5	2	5
vs. Notre Dame			54	31/23	19-49	.388	7-21	.333	9-14	.643	7	27	34	12	12	12	0	1
#6/7 HOUSTON	11/30/24	L	70 (OT)	30/35/5	23-62	.371	11-24	.458	13-17	.765	17	23	40	21	13	12	2	1
vs. San Diego State			73	25/40/8	23-57	.404	9-25	.360	18-27	.667	14	24	38	15	13	7	5	8
#17/18 HOUSTON	12/7/24	W	79	28/51	32-60	.533	9-18	.500	6-6	1.000	13	28	41	17	8	11	5	6
at Butler			51	18/33	13-46	.283	9-28	.321	16-22	.727	7	15	22	12	10	12	1	5
5#15/13 HOUSTON	12/10/24	W	62	33/29	22-51	.431	9-19	.474	9-14	.643	13	25	38	16	17	10	9	7
vs. Troy			42	11/31	12-50	.240	2-18	.111	16-22	.727	17	19	36	18	4	12	3	5
#15/12 HOUSTON	12/18/24	W	78	39/39	30-67	.448	4-24	.167	14-19	.737	16	34	50	18	12	12	5	10
vs. Toledo			49	22/27	16-54	.296	5-18	.278	12-18	.667	6	23	29	15	7	14	2	6
#15/12 HOUSTON	12/21/24	W	87	46/41	26-53	.491	14-29	.483	21-25	.840	13	23	36	14	17	8	8	9
vs. Texas A&M-Corpus Christi			51	27/24	18-56	.321	5-19	.263	10-16	.625	17	17	34	16	13	13	2	4
#14/14 HOUSTON	12/30/24	W	60	28/32	24-57	.421	6-20	.300	6-6	1.000	5	29	34	16	9	12	5	8
at Oklahoma State			47	18/29	14-54	.259	4-19	.211	15-18	.833	11	28	39	10	7	14	1	7
#14/14 HOUSTON	1/4/25	W	86	39/47	29-59	.482	16-34	.471	12-16	.750	15	22	37	15	15	11	7	9
vs. BYU			55	22/33	18-48	.375	8-24	.333	11-15	.733	7	17	24	15	14	15	2	6
#12/11 HOUSTON	1/6/25	W	65	29/36	26-54	.481	8-19	.421	5-9	.556	11	19	30	14	14	10	6	11
vs. TCU			46	22/24	20-47	.426	3-18	.167	3-7	.429	9	18	27	11	4	19	2	4
#12/11 HOUSTON	1/11/25	W	87	46/41	34-69	.493	6-14	.429	13-20	.650	16	28	44	16	13	5	3	8
at Kansas State			57	24/33	19-47	.404	10-25	.400	9-14	.643	2	18	20	17	16	15	0	3
#10/8 HOUSTON	1/15/25	W	70	40/30	25-51	.490	11-26	.423	9-12	.750	9	21	30	11	11	7	4	6
vs. rv/#25 West Virginia			54	27/27	19-43	.442	9-22	.409	7-11	.636	6	17	23	17	10	12	2	5
#10/8 HOUSTON	1/18/25	W	69	30/39	29-69	.420	3-16	.188	8-11	.727	18	24	42	20	8	8	3	4
at UCF			68	38/30	25-62	.403	7-23	.304	11-17	.647	16	25	41	14	11	13	1	5
HOUSTON	1/20/25																	
vs. Utah																		
HOUSTON	1/25/25																	
at Kansas																		
HOUSTON	1/29/25																	
at West Virginia																		
HOUSTON	2/1/25																	
vs. Texas Tech																		
HOUSTON	2/4/25																	
vs. Oklahoma State																		
HOUSTON	2/8/25																	
at Colorado																		
HOUSTON	2/10/25																	
vs. Baylor																		
HOUSTON	2/15/25																	
at Arizona																		
HOUSTON	2/18/25																	
at Arizona State																		
HOUSTON	2/22/25																	
vs. Iowa State																		
HOUSTON	2/24/25																	
at Texas Tech																		
HOUSTON	3/1/25																	
vs. Cincinnati																		
HOUSTON	3/3/25																	
vs. Kansas																		
HOUSTON	3/6/25																	
at Baylor																		