



BASEBALL

**RECORDS
BOOK**



TABLE OF CONTENTS

All-Time Series Records	3
Silver Glove Series vs. Rice	4-5
Don Sanders Cup vs. Sam Houston State	6-7
MLB Draft History/MLB All-Stars	8
Awards and Honors	9-13
NCAA Postseason History	15
Conference Tournament History	16-17
Regular-Season Tournament History	18-19
Class Records	20
Individual Records	21
Team Records	22
Team NCAA Postseason Records	23
Individual NCAA Postseason Records	24
Home Field Records	25-26
Career Leaders	27-28
Single-Season Leaders	29-30
Team Single-Season Leaders	31-32
Year-by-Year Leaders	33-36
Year-by-Year Lineups	37-40
vs. Nationally Ranked Opponents	41-43
Year-by-Year Hitting Stats	44
Year-by-Year Pitching Stats	45
Standout Hitting Performances	46
Standout Pitching Performances	47
Attendance Records	48
Coaching History	49
All-Time Roster	50-52
All-Time Jersey Numbers	53-56
Retired Numbers	57
1953 College World Series Team	58
1967 College World Series Team	59
Brad Lincoln	60
Year-by-Year Results	61-74



ALL-TIME SERIES RECORDS

Opponent	Total Games	W-L-T	Pct.	Current Streak	First Game	Last Game
Air Force	2	2-0-0	1.000	W2	1971	1971
Alabama	18	10-8-0	.555	L1	1976	2016
Alabama State	3	3-0-0	1.000	W3	2017	2017
Arizona	10	5-5-0	.500	L1	1960	2020
Arizona State	15	3-12-0	.200	L7	1967	2010
Arkansas	65	27-38-0	.415	L1	1975	2015
Arkansas State	1	1-0-0	1.000	W1	1979	1979
Army	3	3-0-0	1.000	W3	2019	2019
Auburn	3	1-2-0	.333	L1	1976	1989
Baylor	162	72-90-0	.444	W5	1951	2024
Binghamton	3	3-0-0	1.000	W3	2024	2024
Boston College	2	1-1-0	.500	W1	1953	1967
Bradley	5	3-2-0	.600	L2	1951	1959
Brooke Medical Center	3	0-3-0	.000	L3	1949	1951
Bryant	1	1-0-0	1.000	W1	2014	2014
Buffalo	3	3-0-0	1.000	W3	2015	2015
BYU	3	1-2-0	.333	L2	2024	2024
California	11	6-5-0	.545	W1	1984	2023
Cal Poly	6	4-2-0	.666	W4	2009	2020
Cal-Poly Pomona	3	3-0-0	1.000	W3	1988	1988
Cal State Fullerton	16	5-11-0	.313	W2	1982	2018
Centenary	3	2-1-0	.667	L1	1981	1984
Central Michigan	15	11-4-0	.733	L1	1981	1991
Charlotte	29	21-8-0	.724	W1	1997	2005
Chicago State	2	2-0-0	1.000	W2	1990	1994
Cincinnati	64	44-20-0	.686	W1	1958	2024
College of Charleston	3	3-0-0	1.000	W3	2014	2014
Colorado State	2	2-0-0	1.000	W2	1990	1990
Columbia	9	6-3-0	.667	W2	2015	2022
Cornell	8	8-0-0	1.000	W8	1974	1985
Corpus Christi State	4	3-1-0	.750	L1	1962	1963
Corpus Naval Station	2	2-0-0	1.000	W2	1951	1951
Creighton	2	1-1-0	.500	L1	1994	1994
Dallas	5	3-2-0	.600	L1	1963	1965
Dallas Baptist	11	7-4-0	.636	L1	1981	2019
Dartmouth	2	2-0-0	1.000	W2	1988	1988
Delaware	3	3-0-0	1.000	W3	2012	2012
Detroit	2	2-0-0	1.000	W2	1953	1953
East Carolina	71	35-35-1	.493	W1	2002	2023
East Texas Baptist	1	1-0-0	1.000	W1	1994	1994
Florida International	1	1-0-0	1.000	W1	2019	2019
Fresno State	1	1-0-0	1.000	W1	2002	2002
Galveston Beach Club	1	1-0-0	1.000	W1	1950	1950
George Washington	3	3-0-0	1.000	W3	2016	2016
Georgia Tech	1	1-0-0	1.000	W1	1990	1990
Grand Canyon	3	3-0-0	1.000	W3	2016	2016
Hardin-Simmons	5	3-2-0	.600	W2	1949	1990
Harvard	1	1-0-0	1.000	W1	2013	2013
Hawaii	1	1-0-0	1.000	W1	2015	2015
Holy Cross	3	2-1-0	.667	W2	2018	2018
Houston Christian (Baptist)	24	17-7-0	.708	W3	1966	2024
Incarinate Word	8	5-3-0	.625	L1	1995	2023
Indiana State	2	2-0-0	1.000	W2	1987	1994
Iowa	2	1-1-0	.500	W1	2017	2017
Iowa State	7	5-2-0	.714	W3	1973	1989
Illinois	11	7-4-0	.636	W1	1990	2017
Illinois State	1	1-0-0	1.000	W1	1993	1993
Kansas	8	4-4-0	.500	L2	1958	2024
Kansas State	7	2-5-0	.286	L3	2004	2024
Kent State	3	2-1-0	.667	L1	2011	2011
Kentucky	2	1-1-0	.500	L1	2011	2018
Lamar	87	56-31-0	.644	W1	1952	2024
Long Beach State	7	2-5-0	.286	L2	1990	2005
Louisiana	57	41-16-1	.728	W1	1948	2024
Louisiana-Monroe	12	9-2-1	.792	W1	1965	1991
Louisiana Tech	12	7-5-0	.583	W2	1971	1995
Louisville	30	18-12-0	.600	W1	1997	2014
Loyola Marymount	3	2-1-0	.667	W2	2005	2005
Loyola-New Orleans	5	1-4-0	.200	L2	1964	1976
LSU	44	23-21-0	.523	L1	1975	2015
Mankato State	2	2-0-0	1.000	W2	1991	1991
Marshall	28	21-7-0	.750	W1	2006	2013
Mary Hardin-Baylor	6	6-0-0	1.000	W6	1983	1985
McNeese	72	55-19-0	.764	W3	1971	2024
Memphis	86	60-26-0	.698	W2	1997	2023
Miami (Fla.)	1	1-0-0	1.000	W1	2002	2002
Miami (Ohio)	1	1-0-0	1.000	W1	1986	1986
Michigan	12	11-1-0	.917	W11	1982	2014
Midwestern State	4	4-0-0	1.000	W4	1950	1950
Minnesota	31	16-13-2	.516	W6	1953	2023
Mississippi	8	1-7-0	.125	L4	1992	2012
Mississippi State	1	0-1-0	.000	L1	2018	2018
Missouri	6	3-3-0	.500	L1	1988	2017
Monmouth	3	3-0-0	1.000	W3	2006	2006
Morningside	2	2-0-0	1.000	W2	1966	1966
Nebraska	59	31-27-1	.534	W7	1954	1978
Nebraska-Kearney	4	4-0-0	1.000	W4	1985	1987
New Mexico	4	4-0-0	1.000	W4	2015	2018
New Mexico State	1	1-0-0	1.000	W1	2002	2002
New Orleans	3	2-1-0	.667	L1	1995	2013
New York Tech	9	8-0-1	.944	W3	1984	1990
Nicholls	46	33-13-0	.717	W7	1961	2024
North Carolina	2	0-2-0	.000	L2	2018	2018
Northeastern	3	2-1-0	.667	L1	2013	2013

Total Opponent	Games	W-L-T	Pct.	Current Streak	First Game	Last Game
Northern Illinois	3	1-2-0	.333	L2	1969	1979
Northwestern	1	1-0-0	1.000	W1	2023	2023
Northwestern State	38	27-11-0	.711	L1	1951	2019
Northwood Institute	1	1-0-0	1.000	W1	1989	1989
North Texas	13	13-0-0	1.000	W13	1984	1988
Notre Dame	1	1-0-0	1.000	W1	1985	1985
Ohio State	7	7-0-0	1.000	W7	1952	1999
Oklahoma	32	7-25-0	.219	L12	1953	2023
Oklahoma State	89	41-47-1	.466	L2	1951	2024
Oral Roberts	4	2-2-0	.500	W2	1987	2006
Pacific	6	2-4-0	.166	L3	2008	2009
Penn State	2	2-0-0	1.000	W2	2013	2013
Pepperdine	5	2-3-0	.400	L3	2003	2014
Pershing	5	1-4-0	.200	L4	1968	1968
Prairie View A&M	16	16-0-0	1.000	W16	1987	2024
Princeton	4	4-0-0	1.000	W4	2000	2007
Purdue	2	2-0-0	1.000	W2	2018	2018
Rice	200	90-110-0	.450	W3	1948	2024
Rutgers	3	2-1-0	.667	W2	2014	2014
St. Edwards	18	17-0-1	.972	W5	1971	1993
St. Francis (Ill.)	23	18-5-0	.783	W3	1980	1989
Saint Louis	33	28-5-0	.848	W5	1952	2005
St. John's (N.Y.)	3	2-1	.667	L1	2024	2024
St. Mary's (Texas)	36	25-11-0	.694	W13	1958	1991
St. Thomas	15	14-1-0	.933	W9	1949	1969
Sacred Heart	1	1-0-0	1.000	W1	2008	2008
Sam Houston State	177	91-86-0	.514	W1	1947	2024
Santa Clara	3	2-1-0	.666	L1	2010	2010
San Diego	10	3-7-0	.300	L1	2004	2018
San Diego State	11	3-8-0	.272	L6	1982	2022
San Francisco	4	2-2-0	.500	L1	2008	2010
San Jose State	3	1-2-0	.333	L2	2000	2000
Schreiner	2	2-0-0	1.000	W2	1986	1994
Seton Hall	3	1-2-0	.333	L1	2013	2013
Shell Oil	1	1-0-0	1.000	W1	1951	1951
SMU	28	17-11-0	.607	L2	1972	1980
Southern	3	3-0-0	1.000	W3	2022	2024
South Alabama	8	5-3-0	.625	L1	1977	1997
Southeastern Louisiana	3	2-1-0	.667	L1	2014	2018
Southeastern Oklahoma St.	3	3-0-0	1.000	L3	1989	1989
Southern Illinois	3	1-2-0	.333	W1	1964	1964
Southern Miss	60	29-31-0	.483	L2	1990	2013
Southwestern	12	11-1-0	.917	W5	1984	1986
Stanford	3	1-2-0	.333	W2	1953	2020
Stephen F. Austin	49	38-11-0	.776	W3	1947	2019
Sul Ross State	5	3-2-0	.600	W2	1954	1966
Tampa	2	1-1-0	.500	W1	1994	1994
Tarleton State	3	3-0-0	1.000	W3	1994	1993
Temple	3	2-1-0	.667	W2	2014	2014
Tennessee	2	1-1-0	.500	L1	2012	2020
Texas	135	34-99-2	.259	L2	1958	2024
Texas A&M	176	59-116-1	.338	L3	1949	2024
Texas A&M-Commerce	3	2-1-0	.667	L2	1948	1949
Texas A&M-Corpus Christi	11	7-4-0	.636	L1	2012	2023
TCU	106	52-52-2	.500	L9	1973	2024
Texas Lutheran	41	24-16-1	.598	L1	1954	1994
Texas Southern	34	34-0-0	1.000	W34	1987	2023
Texas State	56	34-22-0	.607	L1	1984	2024
Texas Tech	92	45-47-0	.489	L5	1973	2024
Texas Wesleyan	12	8-4-0	.667	L1	1979	1994
Towson	3	3-0-0	1.000	W3	2014	2014
Trinity	21	13-8-0	.619	W3	1947	1985
Tulane	104	56-48-0	.538	L1	1986	2023
Tulsa	25	16-9-0	.640	L4	1951	1960
UAB	54	37-17-0	.685	W2	1997	2013
UC Santa Barbara	4	2-2-0	.500	W1	2003	2008
UC Irvine	10	5-5-0	.500	W3	2006	2017
UCF	68	34-34-0	.500	L2	1990	2024
UIC	1	1-0-0	1.000	W1	2008	2008
UCLA	2	2-0-0	1.000	W2	2004	2014
UConn	23	13-10-0	.565	L2	2014	2019
UNC Greensboro	1	0-1-0	.000	L1	1997	1997
UNLV	4	3-1-0	.750	W3	1988	2020
UT Arlington	18	13-5-0	.722	W1	1989	2024
UTRGV (Texas-Pan American)	55	29-25-1	.537	L2	1948	2023
USC	12	5-7-0	.417	W2	1978	2014
South Florida	56	35-21-0	.625	L1	1982	2023
UTSA	31	18-13-0	.581	L2	1992	2024
Utah	1	1-0-0	1.000	W1	2023	2023
Vanderbilt	4	2-2-0	.500	L2	1990	2024
Victoria Rosebuds	1	0-1-0	.000	L1	1950	1950
Villanova	3	3-0-0	1.000	W3	2016	2016
Wake Forest	2	2-0-0	1.000	W2	2017	2017
Washington	1	0-1-0	.000	L1	2003	2003
Washington State	1	0-1-0	.000	L1	1998	1998
Western Kentucky	13	6-7-0	.462	W2	1987	1990
Western Carolina	3	2-1	.667	W1	2022	2022
Westmont College	2	2-0-0	1.000	W2	1989	1989
Wichita State	65	42-23-0	.646	W4	1951	2023
Wisconsin-Stevens Point	2	2-0-0	1.000	W2	1979	1979
Youngstown State	3	1-2-0	.333	L2	2020	2020



SILVER GLOVE SERIES VS. RICE

1948 (1-0)
at Rice W, 10-5

1949 (2-0)
at Rice W, 5-3
at Rice W, 2-1

1972 (3-1)
at Rice W, 2-1
at Rice W, 1-0

April 15 at Houston W, 8-2
April 15 at Houston L, 5-6

1973 (2-1)
March 17 * at Houston W, 7-0
March 17 * at Houston L, 6-11
March 19 * at Houston W, 11-10

1974 (1-1)
April 16 * at Rice W, 4-1
April 16 * at Rice L, 4-11

1975 (1-2)
April 12 * at Houston L, 6-7
April 12 * at Houston L, 5-8
April 13 * at Houston W, 5-1

1976 (1-2)
April 9 * at Rice W, 9-4
April 9 * at Rice L, 1-8
April 10 * at Rice L, 2-7

1977 (2-1)
April 8 * at Houston W, 12-3
April 9 * at Houston L, 4-5
April 9 * at Houston W, 18-4

1978 (2-1)
March 17 * at Rice W, 9-3
March 18 * at Rice L, 1-4
March 18 * at Rice W, 4-2

1979 (3-0)
March 17 * at Houston W, 1-0
March 18 * at Houston W, 12-3
March 18 * at Houston W, 5-2

1980 (2-1)
April 18 * at Rice L, 5-10
April 19 * at Rice W, 5-1
April 19 * at Rice W, 8-3

1981 (1-2)
March 20 * at Houston L, 3-8
March 22 * at Houston L, 4-13
March 22 * at Houston W, 6-5

1982 (3-0)
March 19 * at Rice W, 1-0
March 20 * at Rice W, 5-0
March 20 * at Rice W, 4-0

1983 (4-0)
March 12 * at Houston W, 3-0
March 12 * at Houston W, 7-3
March 13 * at Houston W, 10-1
May 14 ^ vs. Rice W, 4-2

1984 (1-2)
March 17 * at Rice W, 2-1
March 17 * at Rice L, 1-6
March 18 * at Rice L, 4-6

1985 (2-1)
April 26 * at Houston L, 3-4 (12)
April 27 * at Houston W, 3-2
April 27 * at Houston W, 6-5

1986 (1-2)
April 25 * at Rice L, 5-6
April 26 * at Rice L, 0-2
April 26 * at Rice W, 7-0

1987 (3-0)
April 17 * at Houston W, 10-9
April 18 * at Houston W, 9-8
April 18 * at Houston W, 7-2

1988 (2-1)
April 22 * at Rice L, 3-5
April 23 * at Rice W, 14-3
April 23 * at Rice W, 17-2

1989 (2-1)
April 15 * at Houston W, 9-2
April 16 * at Houston L, 3-4
April 16 * at Houston W, 13-12 (10)

1990 (2-2)
April 13 * at Rice W, 5-0
April 15 * at Rice L, 1-4
April 15 * at Rice L, 0-3
May 18 ^ vs. Rice W, 11-0

1991 (3-0)
April 19 * at Houston W, 8-7
April 20 * at Houston W, 4-2
April 20 * at Houston W, 8-7

1992 (1-5)
March 6 * at Rice L, 1-2
March 7 * at Rice L, 1-3
March 7 * at Rice L, 0-1
April 10 * at Houston L, 1-6
April 11 * at Houston L, 0-4
April 11 * at Houston W, 5-4

1993 (0-3)
March 13 * at Rice L, 4-17
March 14 * at Rice L, 1-2
March 14 * at Rice L, 1-4

1994 (2-1)
March 18 * at Houston W, 9-8 (10)
March 19 * at Houston W, 8-7
March 19 * at Houston L, 6-26

1995 (1-3)
March 16 * at Houston L, 5-6
May 12 * at Rice W, 7-4
May 13 * at Rice L, 3-8
May 13 * at Rice L, 6-8

1996 (2-2)
March 14 * at Houston L, 3-9
May 10 * at Houston L, 8-16 (13)
May 11 * at Houston W, 3-2
May 11 * at Houston W, 4-3

1997 (1-4)
Feb. 8 at Rice W, 16-12
Feb. 9 at Houston L, 8-11
April 1 at Rice L, 5-8
April 8 at Houston L, 5-6
April 21 at Houston L, 5-8

Silver Glove Series Officially Begins

1998 (1-4)
Feb. 11 at Houston W, 8-7
Feb. 18 at Rice L, 3-16
March 11 at Rice L, 2-10
March 17 at Rice L, 6-7
April 15 at Houston L, 3-12

Cougars on the All-Series Team:
OF: Brandon Caraway, **P:** Bryan Moore

1999 (2-3)
Feb. 9 at Houston L, 9-12
Feb. 23 at Rice W, 8-3
March 16 at Houston L, 2-6
April 13 at Rice L, 4-9
April 28 at Houston W, 8-3

Cougars on the All-Series Team:
2B: Brandon Caraway, **OF:** Jason Pekar,
3B: Robert Dieudonne, **C:** Jarrod Bitter,
P: Bryan Moore, **Wild Card:** Kris Wilken

2000 (4-2)
Feb. 8 at Rice W, 6-2
Feb. 22 at Houston W, 14-12
April 26 at Rice L, 6-7
May 27 & at Houston W, 5-2
May 28 & at Houston L, 4-5
May 28 & at Houston W, 9-5

Cougars on the All-Series Team:
OF: Shane Nance, **1B:** J.P. Woodward,
3B: Kris Wilken, **SS:** Aaron Melebeck,
Wild Card: Jarrod Bitter, **P:** Greg Runser
Most Outstanding Player: Shane Nance

2001 (2-3)
Feb. 13 at Houston L, 2-5
Feb. 21 at Rice W, 14-5
March 21 at Houston W, 4-3
April 18 at Houston L, 3-5
May 9 at Rice L, 2-3

Cougars on the All-Series Team:
OF: Michael Bourn, **OF:** Gabe Lucas,
C: Chris Snyder, **P:** Keith Whatley,
Wild Card: Thanos Papavasiliou,
Wild Card: Hyung Cho

2002 (1-4)
Feb. 12 at Rice L, 0-4
March 19 at Rice L, 3-7
March 20 at Houston L, 1-3 (11)
April 2 at Houston W, 1-0
April 16 at Rice L, 5-7

Cougars on the All-Series Team:
3B: Hyung Cho, **OF:** Gabe Lucas,
OF: Michael Bourn, **C:** Chris Snyder,
P: Danny Zell, **Wild Card:** Jesse Crain

2003 (2-6)
Feb. 18 at Houston L, 0-3
March 4 at Rice L, 3-4
March 19 at Houston L, 6-7 (11)
April 1 at Rice L, 0-11
April 16 at Houston W, 5-1
June 7 + at Rice W, 5-2
June 8 + at Rice L, 2-10
June 9 + at Rice L, 2-5

Cougars on the All-Series Team:
P: Brian Henderson, **P:** Ryan Wagner,
OF: Travis Tully, **OF:** Gabe Lucas,
Wild Card: Thanos Papavasiliou

2004 (1-3)
Feb. 17 at Rice L, 4-8
March 16 at Houston W, 3-2
March 30 at Rice L, 3-8
April 7 at Houston L, 3-4
May 12 at Rice Canceled

Cougars on the All-Series Team:
P: Garrett Mock, **P:** Brandon Roznovsky,
OF: Travis Tully, **OF:** Gabe Lucas,
2B: Stuart Musslewhite, **SS:** Patrick Gaylord,
Wild Card: Cole Bruce

2005 (1-4)
Feb. 15 at Houston L, 6-7 (10)
Feb. 22 at Rice L, 3-4 (10)
March 29 at Houston L, 2-6
April 26 at Rice L, 9-10
May 17 at Houston W, 3-2

Cougars on the All-Series Team:
P: Kevin Roberts, **1B:** Brad Lincoln,
2B: Bryan Pounds, **3B:** Stephen Whalen,
OF: Travis Tully

2006 (1-3)
May 12 # at Rice W, 3-0
May 13 # at Rice L, 4-7
May 14 # at Rice L, 3-13 (7)
May 28 ! at Rice L, 5-11

Cougars on the All-Series Team:
P: Brad Lincoln, **2B:** Isa Garcia,
OF: Matt Weston
Most Outstanding Player: Matt Weston

2007 (1-2)
April 13 # at Houston W, 5-2
April 14 # at Houston L, 0-12 (8)
April 15 # at Houston L, 6-11

Cougars on the All-Series Team:
P: Aaron Brown, **P:** Chris Wright,
3B: Dustin Kingsbury, **OF:** Jimmy Cesario,
OF: Zak Presley, **Wild Card:** Ryan Lormand



SILVER GLOVE SERIES VS. RICE

2008 (1-4)

Feb. 27	# at Rice	L, 11-12
March 26	# at Houston	W, 8-5
May 9	# at Rice	L, 6-13
May 10	# at Rice	L, 1-8
May 11	# at Rice	L, 6-12

Cougars on the All-Series Team:
P: John Touchton, **3B:** Brian Pounds,
DH: Jimmy Cesario, **OF:** Jake Stewart,
2B: Ryan Lormand

2009 (1-5)

Feb. 25	# at Rice	L, 2-9
March 18	# at Houston	L, 1-8
May 1	# at Houston	W, 7-4
May 2	# at Houston	L, 5-7
May 3	# at Houston	L, 5-6
May 22	% at Hattiesburg, Miss	L, 2-7

Cougars on the All-Series Team:
P: Jared Ray, **C:** Chris Wallace, **3B:** Jake Runte,
SS: Blake Kelso, **OF:** Chase Dempsay,
OF: Caleb Ramsey

2010 (0-6)

March 2	# at Rice	L, 2-8
April 1	# at Rice	L, 0-6
April 2	# at Rice	L, 2-11
April 3	# at Rice	L, 7-8
May 18	# at Houston	L, 5-15
May 27	% at Houston	L, 3-24

Cougars on the All-Series Team:
P: Chris Crill, **C:** Chris Wallace, **SS:** Blake Kelso,
OF: Zak Presley, **OF:** Caleb Ramsey,
OF: Joel Ansley

2011 (0-6)

March 23	at Rice	L, 2-7
March 29	at Rice	L, 0-7
May 6	# at Houston	L, 2-8
May 7	# at Houston	L, 6-12
May 8	# at Houston	L, 2-5
May 28	% at Pearl, Miss.	L, 3-4

Cougars on the All-Series Team:
1B: M.P. Cokinos, **2B:** Ryan Still,
DH: Matt Creel, **Wild Card:** John Cannon

2012 (1-4)

Feb. 28	at Houston	L, 1-4
May 4	# at Rice	W, 11-6
May 5	# at Rice	L, 3-4 (10)
May 6	# at Rice	L, 2-8
May 23	% at Pearl, Miss.	L, 5-7

Cougars on the All-Series Team:
C: John Cannon, **2B:** Landon Appling,
OF: Michael Pyeatt, **P:** Jordan Lewis,
Wild Card: Austin Pruitt

2013 (1-2)

April 19	at Houston	W, 8-7
April 20	at Houston	L, 0-4
April 21	at Houston	L, 1-11 (7)

Cougars on the All-Series Team:
1B: Justin Montemayor, **2B:** Josh Vidales,
SS: Frankie Ratcliff, **3B:** Jonathan Davis,
OF: Kyle Survanco, **P:** Austin Pruitt

2014 (3-0)

Feb. 19	at Rice	W, 3-0
March 25	at Houston	W, 6-2
May 13	at Constellation Field	W, 7-3

Cougars on the All-Series Team:
1B: Casey Grayson, **SS:** Frankie Ratcliff,
3B: Connor Hollis, **OF:** Kyle Survanco,
OF: Michael Pyeatt, **DH:** Jacob Lueneburg,
P: Tyler Ford, **P:** Jared Robinson
Most Outstanding Player: Tyler Ford

2015 (2-2)

March 17	at Houston	W, 8-3
April 14	at Rice	L, 0-11
May 12	at Constellation Field	W, 2-1
May 31	& at Houston, Texas	L, 2-3 (20)

Cougars on the All-Series Team:
1B: Chris Iriart, **OF:** Corey Julks,
P: Seth Romero
Most Outstanding Player: Seth Romero

2016 (2-1)

March 22	at Houston	L, 4-7
May 10	at Rice	W, 10-0
May 17	at Constellation Field	W, 24-6

Cougars on the All-Series Team:
P: Trey Cumbie, **P:** Andrew Lantrip,
INF: Justin Montemayor, **2B:** Josh Vidales,
OF: Corey Julks, **OF:** Connor Wong,
DH: Joe Davis
Most Outstanding Player: Trey Cumbie

2017 (1-2)

April 4	at Houston	L, 0-9
April 11	at Rice	L, 3-4
May 9	at Constellation Field	W, 6-5

Cougars on the All-Series Team:
P: Brayson Hurdsman, **3B:** Jared Triolo,
SS: Jake Scheiner, **OF:** Corey Julks,
OF: Nick Slaughter, **C:** Connor Wong

2018 (2-1)

March 27	at Rice	L, 3-4
April 10	at Houston	W, 1-0
May 15	at Constellation Field	W, 7-2

Cougars on the All-Series Team:
P: Ryan Randel, **P:** Carter Henry, **3B:** Jared
Triolo, **SS:** Cooper Coldiron, **OF:** Grayson
Padgett, **OF:** Tyler Bielamowicz, **C:** Kyle
Lovelace, **DH:** Joe Davis

2019 (1-2)

March 5	at Houston	L, 3-5
May 1	at Rice	W, 8-2 (10)
May 14	at Constellation Field	L, 1-2

Cougars on the All-Series Team:
P: Nolan Bond, **P:** Devon Roedahl, **2B:** Brad
Burckel, **DH:** Derrick Cherry

2020 (1-0)

March 4	at Rice	W, 6-4
March 31	at Houston	Canceled
May 12	at Constellation Field	Canceled

Season cut short due to COVID-19 pandemic

2022 (2-1)

March 8	at Rice	W, 10-7
May 4	at Houston	W, 8-2
May 17	at Houston	L, 5-4 (12 inn)

Cougars on the All-Series Team:
P: Logan Clayton, **C:** Anthony Tulimero,
2B: Brandon Burckel, **3B:** Zach Arnold,
SS: Ian McMillan, **OF:** Brandon Uhse

2023 (2-1)

April 4	at Houston	W, 14-13
May 3	at Rice	W, 8-5 (12 inn)
May 10	at Rice	L, 13-7

Cougars on the All-Series Team:
P: Kyle Ayers, **P:** Owen Woodward,
C: Anthony Tulimero, **1B:** Justin Murray,
3B: Zach Arnold, **SS:** Ian McMillan,
OF: Brandon Uhse, **OF:** Drew Bianco

2024 (3-0)

March 19	at Houston	W, 4-1
March 20	at Rice	W, 4-2
April 2	at Houston	W, 4-3

- * - Southwest Conference games;
- ^ - SWC Tournament (Austin, Texas);
- - SWC First Pitch Tournament;
- & - NCAA Regional (Cougar Field);
- + - NCAA Super Regional (Reckling Park);
- # - C-USA games;
- ! - C-USA Tournament Championship;
- % - C-USA Tournament

Series Facts

Overall Series:	Rice 110, UH 90
Silver Glove Titles:	Rice 18, UH 7
Current Streak:	Houston, 3 games
Longest UH Streak:	9 games (April 19, 1981 - March 17, 1984)
Longest Rice Streak:	16 games (May 2, 2009 - Feb. 28, 2012)
at UH:	Houston leads, 49-48 (.505)
at Rice:	Rice leads, 58-35 (.376)
Neutral Site:	UH leads, 6-4 (.600)
Most UH Runs:	24 (May 17, 2016)
Most Rice Runs:	26 (March 19, 1994)
Most Combined Runs:	392 (6-26, March 19, 1994)
Total Series Runs:	Rice 1136, UH 995
Biggest UH Win:	18 runs (24-6, May 17, 2016)
Biggest Rice Win:	21 runs (24-3, May, 27, 2010)
Shutouts:	UH 15, Rice 13
1-Run Games:	Series tied, 31-31 (.500)
Extra innings:	Rice leads, 9-4 (.308)



DON SANDERS CUP VS. SAM HOUSTON STATE

1947 (0-2)		
1947		L, 0-3
1947		L, 7-8
1948 (0-2)		
1948		L, 7-8
1948		L, 6-7
1949 (0-2)		
1949		L, 2-4
1949		L, 0-2
1950 (0-2)		
1950		L, 2-3
1950		L, 2-5
1951 (2-0)		
April 14	at SHSU	W, 4-0
April 18	at SHSU	W, 9-4
1952 (2-1)		
1952		W, 11-4
1952		W, 13-1
1952		L, 0-3
1953 (1-1)		
March 13		L, 2-4
April 20		W, 10-7
1954 (2-0)		
1954		W, 2-1
1954		W, 5-1
1955 (1-1)		
1955		W, 7-1
1955		L, 4-16
1956 (2-1)		
1956		W, 6-4
1956		W, 3-1
1956		L, 0-6
1957 (1-2)		
1957		L, 1-2
1957		L, 2-7
1957		W, 8-4
1958 (2-1)		
1958	at SHSU	L, 0-12
1958	at SHSU	W, 2-0
1958	at SHSU	W, 3-1
1959 (0-2)		
1959	at Houston	L, 2-3
1959	at Houston	L, 2-5
1960 (2-3)		
1960	at SHSU	L, 0-10
1960	at SHSU	L, 1-5
1960	at SHSU	W, 5-0
1960	at Houston	L, 4-6
1960	at Houston	W, 4-2
1961 (1-2)		
1961	at SHSU	L, 1-6
1961	at SHSU	L, 8-9
1961	at Houston	W, 1-0

1962 (1-3)		
1962	at SHSU	L, 5-6
1962	at SHSU	L, 8-13
1962	at Houston	W, 4-1
1962	at Houston	L, 0-7
1963 (0-2)		
1963	at Houston	L, 2-7
1963	at Houston	L, 3-7
1964 (1-3)		
1964	at SHSU	L, 4-8
1964	at Houston	L, 4-6
1964	at Houston	L, 0-3
1964	at SHSU	W, 3-1
1965 (1-3)		
1965	at Houston	L, 2-3
1965	at Houston	L, 0-2
1965	at SHSU	L, 2-13
1965	at SHSU	W, 7-6
1966 (1-1)		
1966	at SHSU	L, 2-11
1966	at Houston	W, 4-2
1967 (1-1)		
1967		L, 0-3
1967		W, 1-0
1968 (1-1)		
April 19		W, 7-5
1968		L, 2-6
1969 (0-4)		
April 25	at Houston	L, 0-3
April 25	at Houston	L, 4-7
April 29	at SHSU	L, 1-5
1969	at SHSU	L, 0-4
1972 (0-4)		
April 4	at Houston	L, 1-18
1972	at Houston	L, 2-3
April 8	at Houston	L, 0-11
April 8	at Houston	L, 4-7
1973 (1-1)		
April 3	at Houston	W, 3-1
April 3	at SHSU	L, 5-7
1974 (0-2)		
1974	at SHSU	L, 2-6
1974	at SHSU	L, 7-8
1976 (3-1)		
March 9	at Houston	W, 7-6
March 9	at Houston	W, 7-1
1976	at SHSU	W, 2-1
1976	at SHSU	L, 5-6
1977 (2-2)		
March 15	at Houston	W, 2-0
March 15	at Houston	W, 10-3
April 12	at Houston	L, 0-2
April 12	at Houston	L, 1-3

1978 (3-1)		
1978	at SHSU	L, 5-6
1978	at SHSU	W, 6-5
1978		W, 4-2
1978		W, 4-2
1979 (2-2)		
Feb. 20	at Houston	L, 4-6
Feb. 20	at Houston	W, 5-3
1979	at SHSU	W, 4-3
1979	at SHSU	L, 0-11
1980 (0-4)		
March 18	at Houston	L, 5-7
March 18	at Houston	L, 2-4
April 1	at SHSU	L, 2-5
April 1	at SHSU	L, 4-6
1982 (2-0)		
May 11	at Houston	W, 2-1
May 11	at Houston	W, 9-0
1984 (1-3)		
Feb. 28	at SHSU	L, 7-10
Feb. 28	at SHSU	L, 2-4
Feb. 29	at Houston	L, 6-7
Feb. 29	at Houston	W, 11-7
1985 (1-1)		
March 26	at Houston	W, 6-5
March 26	at Houston	L, 3-9
1986 (0-2)		
April 8	at SHSU	L, 1-3
April 8	at SHSU	L, 1-3
1987 (4-0)		
March 10	at Houston	W, 4-2
March 31	at SHSU	W, 6-2
May 22	%at Austin, Texas	W, 8-4
May 23	%at Austin, Texas	W, 4-0
1988 (1-1)		
Feb. 23	at Houston	W, 7-3
April 13	at SHSU	L, 3-4
1989 (1-0)		
Feb. 22	at Houston	W, 11-5
1990 (4-0)		
Feb. 14	at Houston	W, 17-2
Feb. 14	at Houston	W, 3-1
April 16	at SHSU	W, 5-2
April 16	at SHSU	W, 7-4
1991 (3-1)		
Feb. 13	at Houston	W, 14-12
Feb. 24	at Houston	L, 4-7
April 2	at SHSU	W, 10-4
April 10	at SHSU	W, 4-0
1992 (1-1)		
Feb. 18	at Houston	W, 6-3
April 14	at SHSU	L, 3-4

1993 (1-1)		
March 16	at Houston	L, 5-9
April 6	at SHSU	W, 6-5
1994 (2-0)		
Feb. 22	at Houston	W, 3-2
April 12	at SHSU	W, 6-5
1995 (2-0)		
Feb. 22	at Houston	W, 10-2
April 11	at SHSU	W, 2-1
1996 (1-1)		
Feb. 14	at Houston	L, 6-7
April 9	at SHSU	W, 20-5
1997 (1-1)		
March 4	at SHSU	L, 8-9
April 23	at Houston	W, 7-0
1998 (1-1)		
March 3	at SHSU	W, 13-6
April 29	at Houston	L, 4-10
1999 (2-1)		
Feb. 3	at Houston	W, 11-2
March 10	at SHSU	L, 5-7
May 4	at Houston	W, 10-4
2000 (1-0)		
Feb. 20	at Houston	W, 7-4
2002 (1-0)		
April 24	at Houston	W, 6-1
2003 (1-0)		
March 25	at SHSU	W, 7-3
2004 (1-0)		
April 27	at Houston	W, 10-5
2005 (2-0)		
March 8	at Houston	W, 4-0
April 19	at SHSU	W, 6-2
2006 (2-0)		
April 26	at Houston	W, 4-3
May 16	at SHSU	W, 10-4
2007 (2-0)		
Feb. 13	at Houston	W, 16-9
May 15	at SHSU	W, 6-4
2008 (2-0)		
March 12	at SHSU	W, 14-8
April 16	at Houston	W, 9-6
2009 (0-2)		
March 10	at Houston	L, 16-18
April 14	at SHSU	L, 2-11
2010 (1-1)		
April 6	at Houston	W, 4-2
April 27	at SHSU	L, 3-5



DON SANDERS CUP VS. SAM HOUSTON STATE

2011 (1-1)

March 15 at Houston W, 9-3
 April 12 at SHSU L, 0-9

2012 (1-1)

March 13 at Houston W, 12-2
 April 17 at SHSU L, 4-5

2013 (1-1)

Feb. 19 at SHSU W, 6-3
April 3 at Houston L, 1-4

2014 (1-1)

April 15 at SHSU W, 5-2
April 22 at Houston L, 4-5

2015 (2-0)

March 10 at SHSU W, 17-7
April 28 at Houston W, 3-0

2016 (1-1)

April 26 at Houston W, 4-3
 May 3 at SHSU L, 0-4

Don Sanders Cup Officially Begins

2017 (0-3)

April 18 at Constellation Field L, 4-5
April 25 at Houston L, 2-12
 May 2 at SHSU L, 2-3

Cougars on the All-Series Team:

P: Aaron Fletcher, **P:** Carter Henry,
SS: Jake Scheiner, **2B:** Connor Hollis

2018 (1-2)

April 17 at Houston W, 9-4
 April 18 at SHSU L, 3-8
 May 1 at Constellation Field L, 7-8

Cougars on the All-Series Team:

P: Kyle Ott, **P:** Joey Pulido, **3B:** Jared Triolo,
2B: Connor Hollis, **OF:** Grayson Padgett,
C: Tucker Redden

2019 (3-0)

March 26 at Houston W, 2-1
 April 9 at SHSU W, 12-7
 April 23 at Constellation Field W, 9-3

Cougars on the All-Series Team:

P: Clay Aguilar, **1B:** Joe Davis, **3B:** Jared Triolo
 (MVP), **OF:** Tyler Bielamowicz, **DH:** Derrick
 Cherry

2020 (0-0)

March 24 at SHSU Canceled
April 28 at Houston Canceled
 May 5 at Constellation Field Canceled
Season cut short due to COVID-19 pandemic

2022 (3-0)

March 22 at SHSU W, 9-1
April 5 at Houston W, 8-6
 May 10 at Constellation Field W, 9-1

Cougars on the All-Series Team:

P: Logan Clayton **1B:** Ryan Hernandez, **3B:**
 Zach Arnold, **SS:** Ian McMillan, **OF:** Brandon
 Ushe

2023 (1-1)

March 28 at SHSU L, 9-3
April 11 at Houston W, 14-3
 May 16 at Constellation Field Can.

2024 (1-1)

March 5 at Houston W, 2-1
 April 9 at SHSU L, 8-5
 May 14 at Constellation Field W, 4-3

! - Houston Hilton Invitational (Cougar Field)
 % - NCAA Central Regional (Austin, Texas)

Series Facts

Overall Series:	UH 91, SHSU 86
Don Sanders Cup Titles:	UH 3, SHSU 2
Current Streak:	SHSU, 1 game
Longest UH Streak:	13 games (May 4, 1999 - April 16, 2008)
Longest SHSU Streak:	9 games (1968 - April 8, 1972)
at UH:	UH leads, 43-31 (.581)
at SHSU:	SHSU leads, 35-31 (.469)
Neutral Site:	UH leads, 5-2 (.714)
Unknown Site:	SHSU leads, 16-13 (.552)
Most UH Runs:	20 (April 9, 1996)
Most SHSU Runs:	18, twice (16-18, 3/10/09; 1-18, 4/47/2)
Most Combined Runs:	34 (16-18, 3/10/09)
Total Series Runs:	UH 887, SHSU 834
Biggest UH Win:	15, twice (Most recently, 20-5, 4/9/96)
Biggest SHSU Win:	17 (1-18, 4/4/72)
Shutouts:	SHSU 16, UH 12
1-Run Games:	SHSU leads, 20-18 (.526)
Extra innings:	--



MAJOR LEAGUE BASEBALL DRAFT HISTORY

Bold italics indicates player competed or currently plays in the Major Leagues
 ^ - Returned to school
 & - Transferred to new school
 (-) - indicates overall pick

2024 (3)

Jaxon Jelkin	New York (N)	9th
Cade Citelli	Tampa Bay	11th
Owen Woodward	New York (N)	15th

2023 (2)

Josh Ekness	Miami	12th
Zach Arnold	Philadelphia	14th

2022 (3)

Bean Sears	Kansas City	14th
Logan Clayton	Arizona	17th
Jaycob Deese	Pittsburgh	17th

2021 (1)

Robert Gasser	San Diego	CBB
----------------------	------------------	------------

2019 (5)

Jared Triolo	Pittsburgh	CBB
^Sean Bretz	Kansas City	15th
Joe Davis	Boston	19th
Fred Villarreal	Seattle	25th
Devon Roedahl	Boston	27th

2018 (3)

Trey Cumbie	Tampa Bay	13th
Aaron Fletcher	Washington	14th
Joey Pulido	Toronto	32nd

2017 (7)

Seth Romero	Washington	1st (No. 25)
Connor Wong	Los Angeles (N)	3rd
Jake Scheiner	Philadelphia	4th
Corey Julks	Houston	8th
John King	Texas	10th
^Trey Cumbie	Astros	38th
^Cooper Coidron	Chicago (N)	39th

2016 (3)

Andrew Lantrip	Cleveland	8th
Nick Hernandez	Houston	8th
Josh Vidales	Oakland	28th

2015 (7)

Jake Lemoine	Texas	4th
Patrick Weigel	Atlanta	7th
Kyle Survance	Los Angeles (A)	8th
Chris Iriart	Oakland	12th
Kyle Dowdy	Detroit	12th
Taylor Cobb	Los Angeles (A)	26th
Ashford Fulmer	San Francisco	28th
Ian Rice	Chicago (N)	29th

2014 (5)

Casey Grayson	St. Louis	20th
Tyler Ford	Detroit	27th
^Aaron Garza	Milwaukee	29th
&Jared West	Cleveland	32nd
Chase Wellbrock	Toronto	33rd

2013 (4)

Austin Pruitt	Tampa Bay	9th
Daniel Ponce de Leon	Chicago (N)	14th
Matt Hernandez	Los Angeles (A)	23rd
^Frankie Ratcliff	Arizona	40th

2012 (3)

Mo Wiley	Cincinnati	28th
John Cannon	Los Angeles (N)	29th
Jared Ray	Arizona	34th

2011 (1)

Caleb Ramsey	Washington	11th
--------------	------------	------

2010 (6)

Blake Kelso	Washington	10th
Michael Goodnight	Cleveland	13th
Chris Wallace	Houston	16th
^ Ty Stuckey	Cincinnati	26th
William Kankel	Milwaukee	33rd
^Jared Ray	Minnesota	38th

2009 (3)

Donnie Joseph	Cincinnati	3rd
Wes Musick	Colorado	9th
Frank Corolla	Washington	19th

2008 (5)

^ Wes Musick	San Francisco	24th
Ryan Lormand	San Francisco	26th
^ Michael Goodnight	Cleveland	27th
Bryan Pounds	Detroit	34th
Jimmy Cesario	Colorado	46th

2007 (1)

Aaron Brown	Seattle	9th
-------------	---------	-----

2006 (4)

Brad Lincoln	Pittsburgh	1st (No. 4)
Matt Weston	San Francisco	12th
Brett Logan	Washington	31st
Isa Garcia	St. Louis	34th

2005 (3)

Kevin Roberts	Milwaukee	5th
Justin Vaclavik	Pittsburgh	7th
Travis Tully	Arizona	23rd

2004 (6)

Garrett Mock	Arizona	3rd
Rob Johnson	Seattle	4th
Matt Varner	San Diego	11th
Rickey Putman	San Diego	20th
Patrick Breen	Tampa Bay	21st
Brett Cooley	St. Louis	36th

2003 (6)

Ryan Wagner	Cincinnati	1st (No. 14)
Brad Sullivan	Oakland	1st (No. 25)
Michael Bourn	Philadelphia	4th
Danny Zell	Detroit	5th
Brian Henderson	Tampa Bay	7th
^ Brett Cooley	Montreal	23rd

2002 (4)

Jesse Crain	Minnesota	2nd
Chris Snyder	Arizona	2nd
^ Brett Cooley	San Francisco	33rd
Keith Whatley	Arizona	41st

2000 (11)

Greg Runser	Texas	5th
Kyle Crowell	Oakland	8th
Shane Nance	Los Angeles	11th
Kris Wilken	Baltimore	12th
Brandon Caraway	Philadelphia	12th
J.P. Woodward	San Diego	14th
Eric Lee	Houston	18th
Aaron Melebeck	Kansas City	19th
Jeremy Swindell	Detroit	20th
Jason Pekar	San Francisco	30th
Jarrold Bitter	San Diego	33rd

1999 (4)

Erick Burke	Detroit	11th
Bryan Moore	Florida	13th
^ Brandon Caraway	Colorado	18th
^ Shane Nance	Los Angeles	24th

1998 (1)

Shaun Skrehot	Pittsburgh	38th
---------------	------------	------

1997 (3)

Goefrey Tomlinson	Kansas City	4th
Dustin Carr	Tampa Bay	22nd
Mark Manbeck	Philadelphia	35th

1995 (2)

Jason Farrow	Pittsburgh	27th
Tom Maleski	Chicago (N)	32nd

1994 (3)

Shane Buteaux	Chicago (A)	6th
Matt Beech	Philadelphia	7th
Ricky Freeman	Chicago (N)	19th

1993 (3)

Jason McDonald	Oakland	4th
Brian Blair	Texas	17th
Matt Beech	Detroit	24th

1992 (3)

Jeff Haas	Kansas City	5th
R. D. Long	New York (A)	38th
Chris Tremie	Chicago (A)	39th

1991 (4)

Vaughn Eshelman	Baltimore	4th
Scott Sheldon	Oakland	8th
Ben Weber	Toronto	20th
Al Benavides	San Francisco	29th

1989 (2)

Ben Pardo	Kansas City	23rd
Mark Cerney	Cincinnati	26th

1988 (3)

Mike Rhodes	New York (A)	28th
Woody Williams	Toronto	28th
Lane Mallet	Chicago (A)	47th

1987 (5)

Jody Supak	Detroit	12th
Omar Brewer	Texas	17th
Larry Coker	Detroit	20th
Lonnie Walker	New York (N)	29th
Anthony Young	New York (N)	38th

1986 (6)

Mike Walker	Pittsburgh	2nd
Steve Cummings	Toronto	2nd
Paul Kuzniar	Cleveland	2nd
Pat Hewes	St. Louis	11th
Mike Basso	San Diego	18th
Jeff Banister	Pittsburgh	25th

1985 (1)

Stu Stauffacher	Montreal	19th
-----------------	----------	------

1984 (3)

Riley Epps	Texas	10th
Greg Brinkman	Seattle	13th
Dan Larson	Seattle	31st

1983 (6)

Rayner Noble	Houston	5th
Doug Drabek	Chicago (A)	11th
Alejandro Garcia	Detroit	13th
^ Greg Brinkman	Philadelphia	16th
Mark Dickman	Toronto	20th
Corky Swindell	New York (N)	32nd

1982 (2)

Jeff Jacobson	Houston	17th
Stanley Floyd	Milwaukee	24th

1981 (1)

Jeff Achilles	Boston	18th
---------------	--------	------

1980 (4)

Terry Byrum	Oakland	20th
Alvin Ruben	Montreal	21st
Tom Lukish	Toronto	23rd
Thomas Penney	Toronto	24th

1979 (2)

John Shannon	Atlanta	24th
Terry Byrum	New York (N)	35th

1978 (2)

Daniel Lopez	Atlanta	16th
Gary Weiss	Los Angeles	19th

1977 (3)

Ralph Wheeler	Toronto	13th
Mark David	St. Louis	19th
Gary Weiss	San Diego	23rd

1976 (1)

Jerry Willeford	Houston	10th
-----------------	---------	------

1969 (2)

James Sparkman	Montreal	16th
Phil Rose	California	37th

1968 (1)

Tom Paciorek	Los Angeles	5th
---------------------	--------------------	------------

TOTAL: 163 draft picks

MLB ALL-STARS

- Jesse Crain**
- 2013 - Chicago White Sox
- Michael Bourn**
- 2012 - Atlanta Braves
 - 2010 - Houston Astros
- Woody Williams**
- 2003 - St. Louis Cardinals
- Doug Drabek**
- 1994 - Pittsburgh Pirates
- Tom Paciorek**
- 1981 - Seattle Mariners
- Bill Henry**
- 1960 - Cincinnati Reds

BY THE NUMBERS

- 151 ROUND PICKS**
- 2017 **Seth Romero**
 - 2006 **Brad Lincoln**
 - 2003 **Ryan Wagner**
 - 2003 **Brad Sullivan**
- 27 TOP 5 ROUND PICKS**
- 46 TOP 10 ROUND PICKS**
- 98 TOP 20 ROUND PICKS**
- 36 PLAYED IN MAJOR LEAGUES**
- 47 DRAFTED UNDER WHITTING**
- 13 WHITTING PLAYERS MADE MLB**
- 11 ('00) MOST DRAFTED IN 1 YEAR**
- 163 DRAFTED COUGARS SINCE 1968**
- DOUG DRABEK 1990 CY YOUNG WINNER**
- MICHAEL BOURN 2009, '10 GOLD GLOVE WINNER**
- JARED TRIOLO 2024 GOLD GLOVE WINNER**



AWARDS AND HONORS

HOUSTON BASEBALL CONFERENCE REGULAR-SEASON CHAMPIONS

Year	Record	Pct.	Head Coach	Runner-Up
1950	4-0	1.000	Lovette Hill	Not Available
1951	5-1	.833	Lovette Hill	Bradley
1953	6-2	.750	Lovette Hill	Tulsa
1960	5-1	.833	Lovette Hill	Cincinnati
1999	20-7	.741	Rayner Noble	Tulane
2000	21-4	.840	Rayner Noble	Tulane
2002	22-7	.759	Rayner Noble	Louisville
2015	16-8	.667	Todd Whitting	East Carolina
2017	15-9	.625	Todd Whitting	UCF (Co-Champs)
2018	16-8	.667	Todd Whitting	South Florida

DICK HOWSER TROPHY WINNER

2006 Brad Lincoln, UTL

BROOKS WALLACE AWARD WINNER

2006 Brad Lincoln, UTL

ABCA/RAWLINGS NATIONAL PLAYER OF THE YEAR

2006 Brad Lincoln, UTL

RIVALS.COM NATIONAL PLAYER OF THE YEAR

2006 Brad Lincoln, UTL

CSTV.COM NATIONAL PLAYER OF THE YEAR

2006 Brad Lincoln, UTL

ROGER CLEMENS AWARD FINALIST

2006 Brad Lincoln, RHP

R.E. "BOB" SMITH AWARD FINALIST

2002 Brad Sullivan, RHP

JOHNNY BENCH CATCHER OF THE YEAR
AWARD FINALIST

2002 Chris Snyder, C

USA BASEBALL NATIONAL TEAM MEMBERS

2016 John Altobelli, Coach

2014 Jake Lemoine, RHP

2006 Michael Bourn, OF

2005 Rob Johnson, C

2003 Jesse Crain, RHP

2002 Brad Sullivan, RHP

2001 Chris Snyder, C

1999 Shane Nance, LHP

Kyle Crowell, RHP

Trip Couch, Coach

1998 Shane Nance, LHP

1978 Tom Lukish, P

1978 Billy Blum, P

TEAM CANADA NATIONAL
TEAM MEMBERS

2006 Hyung Cho, INF

ALL-AMERICA (28)

2023 Justin Murray, UTL
NCBWA 3rd Team

2017 Trey Cumbie, LHP
NCBWA 1st Team
Collegiate Baseball 2nd Team
Perfect Game 2nd Team
ABCA 3rd Team

Jake Scheiner, UTL
NCBWA 2nd Team
Collegiate Baseball 2nd Team
ABCA 2nd Team
Perfect Game 3rd Team
Baseball America 3rd Team
D1Baseball 3rd Team

2016 Joe Davis, 1B

Collegiate Baseball 3rd Team

2015 Andrew Lantrip, RHP
Perfect Game 3rd Team

2006 Brad Lincoln, UTL
Collegiate Baseball 1st Team
Baseball America 1st Team
ABCA/Rawlings 1st Team
NCBWA 1st Team
RosenblattReport.com 1st Team

2003 Ryan Wagner, RHP
Collegiate Baseball 1st Team
Sports Weekly 1st Team
ABCA 1st Team
Baseball America 1st Team
NCBWA 1st Team
CollegeBaseballInsider 1st Team

2002 Brad Sullivan, RHP
Collegiate Baseball 1st Team
Baseball Weekly 1st Team
NCBWA 1st Team
Baseball America 1st Team
ABCA 1st Team

Jesse Crain, UTL
Baseball America 1st Team
Baseball Weekly 1st Team
NCBWA 2nd Team

Chris Snyder, C
Baseball America 2nd Team
NCBWA 3rd Team

2000 Kyle Crowell, RHP
Baseball America 1st Team
ABCA 2nd Team
Collegiate Baseball 2nd Team
NCBWA 2nd Team
The Sporting News 2nd Team
Jarrod Bitter, C
NCBWA 2nd Team

1999 Kyle Crowell, RHP
NCBWA 2nd Team
Collegiate Baseball 3rd Team

J.P. Woodward, 1B
NCBWA 3rd Team
Brandon Caraway, OF
NCBWA 3rd Team

1997 Goefrey Tomlinson, OF
NCBWA 1st Team
Baseball America 3rd Team
Dustin Carr, 3B
Collegiate Baseball 3rd Team

1994 Shane Buteaux, OF/RHP 2nd Team
1993 J.J. Matzke, 3B 3rd Team
1990 Keith Darter, DH 3rd Team
1987 Jody Supak, RHP 2nd Team
1986 Pat Hewes, C 3rd Team
1983 Rayner Noble, LHP 1st Team
1976 Jerry Willeford, OF/C 1st Team

1968 Tom Paciorek, OF
AACBC 1st Team

1967 Tom Paciorek, OF
AACBC 1st Team

1966 Ike Lucas, OF
AACBC 2nd Team

1953 Carlton Hanta, SS
AACBC 3rd Team

FRESHMAN ALL-AMERICA (21)

2023 Paul Schmitz, P 2nd Team
Perfect Game

2016 Joe Davis, 1B
NCBWA 1st Team
Louisville Slugger/Collegiate Baseball

Trey Cumbie, LHP
NCBWA 2nd Team
Louisville Slugger/Collegiate Baseball
Mitch Ullom, RHP
Louisville Slugger/Collegiate Baseball

2015 Seth Romero, LHP
Baseball America 1st Team
D1Baseball 1st Team
Perfect Game 1st Team
Louisville Slugger/Collegiate Baseball

2014 Andrew Lantrip, RHP
Louisville Slugger/Collegiate Baseball

2013 Justin Montemayor, 1B
Louisville Slugger/Collegiate Baseball

Kyle Survance, OF
Louisville Slugger/Collegiate Baseball

2008 Chase Dempsay, RHP
Louisville Slugger;
Pro-Line NCBWA 1st Team
Rivals 1st Team

Blake Kelso, 2B
Louisville Slugger/Collegiate Baseball

2007 Wes Musick, LHP
Collegiate Baseball

2006 Luis Flores, UTL
Louisville Slugger/Collegiate Baseball
RosenblattReport 1st Team

2002 Stuart Musslewhite, 2B
Louisville Slugger/Collegiate Baseball HM

2001 Michael Bourn, OF
Louisville Slugger/Collegiate Baseball HM

Hyung Cho, 3B
Louisville Slugger/Collegiate Baseball HM

Austin Faught, LHP
Louisville Slugger/Collegiate Baseball HM

Gene Flores, RHP
Louisville Slugger/Collegiate Baseball HM

Brad Sullivan, RHP
Baseball Weekly 1st Team
Baseball America 2nd Team
Collegiate Baseball HM

2000 Bryan Harris, RHP
Louisville Slugger/Collegiate Baseball HM

1998 Jayme Sperring, 1B
Louisville Slugger/Collegiate Baseball HM

1997 Shane Nance, LHP
Louisville Slugger/Collegiate Baseball 1st Team

ACADEMIC ALL-AMERICA

2007 Josh Stirneman, 1B
ESPN The Magazine 2nd Team

1992 Greyson Liles, 1B, GTE

ABCA HALL OF FAME

2022 John Altobelli, assistants coach/OF

1975 Lovette Hill, head coach

CONFERENCE USA HALL OF FAME

2020 Brad Lincoln, RHP

HOUSTON HALL OF HONOR

2023 Michael Bourn, OF
Rick Brewer, P

2022 Rayner Noble, Coach

2021 Rayner Noble, head coach/LHP

2016 Brad Lincoln, RHP

2013 Brad Sullivan, RHP

2010 Ike Lucas, OF

2008 Carlton Hanta, INF

2006 Rolan Walton, head coach/SS

2004 Lovette Hill, head coach

2000 Doug Drabek, RHP

1978 Tom Paciorek, OF

PREMIER PLAYER OF COLLEGE BASEBALL

2014 Jake Lemoine, RHP

C-USA MALE ATHLETE OF THE YEAR

2006 Brad Lincoln, UTL (Co)

NCAA COLLEGE WORLD SERIES
ALL-TOURNAMENT TEAM

1967 Tom Paciorek, OF

Ike Lucas, OF

NCAA REGIONAL
MOST OUTSTANDING PLAYER

2014 Kyle Survance (Baton Rouge, La.)

2003 Cole Bruce, 1B (College Station, Texas)

2002 Keith Whatley, OF (Mesa, Ariz.)

2000 Shane Nance, LHP/DH (Houston)

NCAA REGIONAL ALL-TOURNAMENT TEAM

2018 Chapel Hill, N.C.

Aaron Fletcher, LHP

Kyle Lovelace, C

Joe Davis, DH

Tyler Bielamowicz, LHP

2017 Did not have an All-Tournament Team

2015 Houston (Cougar Field)

Kyle Dowdy, RHP

Seth Romero, LHP

Chris Iriart, 1B

Corey Julks, OF

2014 Baton Rouge, La.

Kyle Survance, OF

Caleb Barker, C

Jared Robinson, RHP

2008 College Station, Texas

Jimmy Cesario, INF

Ryan Lormand, INF

Chris Wallace, C

Jared Ray, RHP

2003 College Station, Texas

Cole Bruce, 1B

Hyung Cho, 3B

Michael Bourn, OF

Ryan Wagner, RHP

2002 Mesa, Ariz.

Brett Cooley, 1B

Hyung Cho, 3B

Michael Bourn, OF

Keith Whatley, OF

Brad Sullivan, RHP

Sam Mitchell, DH

2000 Houston (Cougar Field)

Aaron Melebeck, SS

Eric Lee, OF

Shance Nance, LHP/DH

Kris Wilken, UTL

J.P. Woodward, 1B

1999 Houston (Cougar Field)

J.P. Woodward, 1B

Brandon Caraway, 2B

Bryan Moore, RHP

1990 South I

Fred Hinojosa, C

1987 Central



	Fred Hinojosa, C	
	Jody Supak, C	
1982	West II	
	Corky Swindell, INF	
	Mark Lavespere, OF	
	Rayner Noble, LHP	

ABCA ALL-REGION (26)

2024	Harold Coll, 2B	1st Team
2022	Anthony Tulimero, C	1st Team
2019	Joe Davis, DH	2nd Team
2018	Joe Davis, DH	1st Team
	Trey Cumbie, LHP	2nd Team
2017	Jake Scheiner, UTL	1st Team
	Trey Cumbie, LHP	1st Team
2016	Seth Romero, LHP	1st Team
	Joe Davis, 1B	2nd Team
2015	Kyle Survance, OF	1st Team
	Chris Iriart, 1B	2nd Team
	Andrew Lantrip, RHP	2nd Team
2014	Chase Wellbrock, RHP	1st Team
	Casey Grayson, INF	1st Team
	Tyler Ford, LHP	2nd Team
2013	Austin Pruitt, RHP	2nd Team
2008	Bryan Pounds, INF	1st Team
	Wes Musick, LHP	2nd Team
	Jake Stewart, OF	2nd Team
2006	Brad Lincoln, RHP	
	Matt Weston, OF	
2005	Justin Vaclavik, RHP	
2003	Brad Sullivan, RHP	
	Ryan Wagner, RHP	
2002	Brad Sullivan, RHP	
	Jesse Crain, RHP	

ABCA SOUTH CENTRAL REGIONAL COACH OF THE YEAR

2017	Todd Whitting
2015	Todd Whitting
2002	Rayner Noble
1976	Rolan Walton

ALL-NCAA DISTRICT NO. VI

1968	Tom Paciorek, OF	1st Team
	Phil Rose, C	3rd Team

CONFERENCE PLAYER OF THE YEAR

American Athletic Conference		
2017	Jake Scheiner, UTL	
Southwest Conference		
1990	Keith Darter, DH/LHP	
1983	Rayner Noble, LHP	

CONFERENCE PITCHER OF THE YEAR

American Athletic Conference		
2018	Aaron Fletcher, LHP	
2017	Trey Cumbie, LHP	

Conference USA

2006	Brad Lincoln, RHP	
2002	Brad Sullivan, RHP	
2000	Kyle Crowell, RHP	
1999	Kyle Crowell, RHP	

CONFERENCE NEWCOMER OF THE YEAR

American Athletic Conference		
2023	Justin Murray, 1B	
Conference USA		
2013	Frankie Ratcliff, SS	
2007	Jimmy Cesario, OF	

CONFERENCE NEWCOMER PITCHER OF THE YEAR

American Athletic Conference		
2019	Devon Roedahl, RHP	
Southwest Conference		
1992	Jeff Haas, LHP	
1990	James Wambach, 1B	

CONFERENCE FRESHMAN OF THE YEAR

American Athletic Conference		
2016	Joe Davis, 1B	
2015	Seth Romero, LHP	
2014	Andrew Lantrip, RHP	
Conference USA		
2013	Justin Montemayor, 1B	
1998	Shane Nance, LHP	

CONFERENCE COACH OF THE YEAR

American Athletic Conference		
2018	Todd Whitting	
Conference USA		
2000	Rayner Noble	
1999	Rayner Noble	

Southwest Conference

1982	Rolan Walton	
1976	Rolan Walton	

ALL-CONFERENCE (154)

Big 12 Conference			
2024	Cary Arbolida	2nd Team	
	Justin Murray	2nd Team	
	Harold Coll	Honorable Mention	
	Cade Citelli	Honorable Mention	
	Ace Reese	All-Freshman	

American Athletic Conference		
2023	Zach Arnold	1st Team
	Justin Murray	1st Team
2022	Ryan Hernandez	1st Team
	Anthony Tulimero	1st Team
	Ian McMillan	2nd Team
	Ben Sears	2nd Team
	Brandon Uhse	2nd Team

2021	Robert Gasser, LHP	1st Team
	Tyler Bielamowicz, OF	2nd Team
2019	Clay Aguilar, LHP	1st Team
	Devon Roedahl, RHP	2nd Team
	Fred Villarreal, RHP	2nd Team
	Joe Davis, 1B	2nd Team
	Jared Triolo, 3B	2nd Team

2018	Aaron Fletcher, LHP	1st Team
	Trey Cumbie, LHP	2nd Team
	Joe Davis, DH	2nd Team
	Lael Lockhart Jr., UTL	2nd Team
2017	Jake Scheiner, UTL	1st Team
	Trey Cumbie, LHP	1st Team
	Corey Julks, OF	1st Team
	Connor Wong, C	2nd Team
	Mitch Ullom, RHP	2nd Team
	Joe Davis, DH	2nd Team

2016	Joe Davis, 1B	1st Team
	Connor Wong, UTL	1st Team
	Corey Julks, OF	1st Team
	Nick Hernandez, RHP	1st Team
	Seth Romero, LHP	2nd Team

2015	Kyle Survance, OF	1st Team
	Kyle Dowdy, RHP	2nd Team
	Andrew Lantrip, RHP	2nd Team
	Seth Romero, LHP	2nd Team
	Chris Iriart, INF	2nd Team
	Josh Vidales, INF	2nd Team
	Jacob Campbell, DH	2nd Team
2014	Caleb Barker, C	1st Team
	Justin Montemayor, DH	1st Team
	Chase Wellbrock, RHP	2nd Team

	Aaron Garza, RHP	2nd Team
	Jake Lemoine, RHP	2nd Team
	Casey Grayson, INF	2nd Team
	Kyle Survance, OF	2nd Team

Conference USA

2013	Austin Pruitt, RHP	2nd Team
	Justin Montemayor, INF	2nd Team
	Kyle Survance, OF	2nd Team
	Frankie Ratcliff, INF	2nd Team
2011	Caleb Ramsey, OF	2nd Team
2009	Donnie Joseph, LHP	1st Team
	Blake Kelso, INF	2nd Team
	Jared Ray, RHP	2nd Team
	Chris Wallace, C	2nd Team

2008	Bryan Pounds, INF	1st Team
	Jake Stewart, OF	1st Team
	Wes Musick, LHP	2nd Team
2007	Wes Musick, LHP	1st Team
	Jimmy Cesario, OF	1st Team
	Luis Flores, C	2nd Team

2006	Brad Lincoln, RHP	1st Team
	Brad Lincoln, DH	1st Team
	Isa Garcia, INF	1st Team
	Matt Weston, OF	1st Team
2005	Travis Tully, OF	1st Team
	Matt Farrington, LHP	1st Team
	Kevin Roberts, UTL	2nd Team

2004	Travis Tully, OF	2nd Team
2003	Hyung Cho, 3B	1st Team
	Brad Sullivan, RHP	1st Team
	Ryan Wagner, RHP	2nd Team

2002	Brad Sullivan, RHP	1st Team
	Brett Cooley, IF	1st Team
	Chris Snyder, C	1st Team
	Jesse Crain, IF	1st Team
	Jesse Crain, RHP	1st Team
	Michael Bourn, OF	2nd Team

2001	Brad Sullivan, RHP	1st Team
	Chris Snyder, C	2nd Team
	Michael Bourn, OF	2nd Team
	Austin Faught, LHP	2nd Team
2000	Jarrold Bitter, C	1st Team
	Kyle Crowell, RHP	1st Team
	Tyson Schweitzer, OF	1st Team
	Aaron Melebeck, INF	2nd Team
	Kris Wilken, INF	2nd Team
	Eric Lee, OF	2nd Team
	Duncan McAdoo, RHP	2nd Team
	Shane Nance, LHP	2nd Team

1999	Kyle Crowell, RHP	1st Team
	Brandon Caraway, INF	1st Team
	J. P. Woodward, INF	1st Team
	Jarrold Bitter, C	2nd Team
	Shane Nance, LHP	2nd Team
	Bryan Moore, RHP	2nd Team
1998	Shane Nance, LHP	1st Team
	Brandon Caraway, OF	2nd Team
	Bruce Rios, DH	2nd Team
	Jon McDonald, LHP	2nd Team

1997	Dustin Carr, INF	1st Team
	Goefrey Tomlinson, OF	1st Team
	Bruce Rios, C	3rd Team
	Shaun Skrehot, INF	3rd Team

Southwest Conference

1996	Jason Schreiber, UTL	1st Team
	Mark Manbeck, RHP	1st Team
1995	Jason Farrow, RHP	1st Team
	Jason Smiga, SS	1st Team
1994	Shane Buteaux, OF	1st Team
	Ricky Freeman, UTL	1st Team
1993	Phil Lewis, OF	1st Team
	Ricky Freeman, UTL	1st Team
1992	Jeff Haas, LHP	1st Team
	Phil Lewis, OF	1st Team

	Greyson Liles, UTL	1st Team
1991	Rusty Smajstrla, OF	1st Team
	Al Benavides, RHP	1st Team

1990	Keith Darter, DH	1st Team
	James Wambach, 1B	1st Team
	Al Benavides, RHP	1st Team

1989	David Vasquez, OF	1st Team
	Fred Hinojosa, C	1st Team

1988	Fred Hinojosa, C	1st Team
1987	Larry Coker, LHP	1st Team

	Jody Supak, RHP	1st Team
	Omar Brewer, OF	1st Team

1986	Pat Hewes, C	1st Team
	Dan Larson, DH	1st Team

1985	Dan Larson, DH	1st Team
1984	Dan Larson, DH	1st Team

1983	Rayner Noble, LHP	1st Team
	Corky Swindell, 2B	1st Team

1982	Wes Gregersen, OF	1st Team
1981	Mike Minturn, 1B	1st Team

	Mark Lavespere, OF	1st Team
	Rayner Noble, LHP	1st Team

1980	Mike Breslin, 1B	1st Team
1979	Jay Beard, DH	1st Team

1978	Jay Beard, DH	1st Team
1977	Gary Weiss, 2B	1st Team

1976	Jerry Willeford, C	1st Team
	Charles Garza, RHP	1st Team

1974	Steve Reeves, 1B	1st Team
1973	Mike Bollman, C	1st Team

	David Vinson, OF	1st Team
	Tommy Kaiser, OF	1st Team

Missouri Valley Conference

1960	Gary Nelson, 2B	1st Team
	Bucky Watkins, SS	1st Team
	Bubba Wagner, C	1st Team
	Bob Peters, RHP	1st Team
1957	Jimmy Bethea, CF	1st Team

Lone Star Conference

1948	Lloyd Ellis, 1B	
	Eugene Lehnertz, SS	

CONFERENCE TOURNAMENT MOST OUTSTANDING PLAYER

American Athletic Conference		
2017	Jake Scheiner, 3B	
2014	Josh Vidales, 2B	

Conference USA

2008	Bryan Pounds, INF	
2000	Jarrold Bitter, C	
1997	Scottie Scott, C	

Southwest Conference USA

1990	Ricky Torres, 3B	
1987	Larry Coker, LHP/1B	
1982	Dale Oliver, DH	

CONFERENCE ALL-TOURNAMENT TEAM

American Athletic Conference		
2023	Justin Murray, UTL	
	Brandon Uhse, OF	
2022	Jose Torrealba, LHP	
	Ryan Hernandez, 1B	
	Anthony Tulimero, C	
	Santiago Garcia, DH	
2018	Joe Davis, DH	
2017	Jake Scheiner, 3B	
	Trey Cumbie, LHP	
	Tyler Bielamowicz, OF	
	Corey Julks, OF	
	John King, LHP	
2016	Nick Hernandez, RHP	
	Connor Wong, OF	
	Zac Taylor, OF	



NCAA & CONFERENCE TEAM AND INDIVIDUAL CHAMPIONS

NCAA TEAM CHAMPIONS	
Strikeout-to-Walk Ratio	2016 4.17 (American)
Walks Allowed	2016 1.97 (American)
Fielding Percentage	2000 .977 (C-USA)
NCAA INDIVIDUAL CHAMPIONS	
Strikeouts per Nine Innings	2002 Ryan Wagner (C-USA) 16.8
NCAA Division I single-season record	
Walks Allowed	2016 Andrew Lantrip (American) 0.50
Strikeout-to-Walk Ratio	2016 Andrew Lantrip (American) 16.80
TEAM CONFERENCE CHAMPIONS	
Batting Average	2002 .310 (C-USA)
On Base Percentage	2017 .386 (American)
Slugging Percentage	2017 .448 (American)
Home Runs	2000 75 (C-USA)
RBI	2000 445 (C-USA)
Doubles	2000 157 (C-USA) 1999 140 (C-USA) 1997 147 (C-USA)
Triples	2017 26 (American) 2015 22 (American) 2013 25 (C-USA) 2000 16 (C-USA)
Stolen Bases	2013 82 (C-USA) 1999 114 (C-USA) 1997 152 (C-USA)
Hits	2017 616 (American) 2002 693 (C-USA)
Runs Scored	2017 403 (American) 2000 484 (C-USA)
Sacrifice Flies	2016 22 (American)
Walks	2015 282 (American) 2014 292 (American)
ERA	2016 2.48 (American) 2015 2.89 (American) 2014 2.35 (American) 2002 3.20 (C-USA) 2000 3.58 (C-USA)
Runs Allowed	2014 187 (American)
Hits Allowed	2016 7.47 (American)
Strikeout-to-Walk Ratio	2017 3.16 (American) 2014 4.17 (American)
Strikeouts Pitched	2003 605 (C-USA) 2002 548 (C-USA)
WHIP	2016 1.05 (American)
Walks Allowed	2017 2.28 (American) 2016 1.97 (American) 2014 1.19 (American) 2013 1.61 (C-USA)
Fielding Percentage	2014 .972 (American) 2000 .977 (C-USA) 1999 .969 (C-USA) 1997 .963 (C-USA)
Slugging Percentage	2000 .484 (C-USA)

INDIVIDUAL CONFERENCE CHAMPIONS	
Batting Average	1993 J.J. Matzke (SWC) .397 1990 Keith Darter (SWC) .396 1988 Fred Hinojosa (SWC) .412 1981 Mike Minturn (SWC) .408 1976 Jerry Willeford (SWC) .403
Home Runs	2016 Jake Scheiner (American) 18 1986 Pat Hewes (SWC) 23 1982 Jeff Jacobson (SWC) 11 1975 Mike Higgins (SWC) 9
Doubles	2000 Aaron Melebeck (C-USA) 24 1999 Tyson Schweitzer (C-USA) 24 1997 Dustin Carr (C-USA) 32
Triples	2017 Corey Julks (American) 6 2013 Frankie Ratcliff (C-USA) 8 2000 Eric Lee (C-USA) 5
Slugging Percentage	2017 Jake Scheiner (American) .667 2016 Joe Davis (American) .577 2006 Matt Weston (C-USA) .657
Stolen Bases	2016 Connor Wong (American) 26 2013 Kyle Survance (American) 20 2002 Michael Bourn (C-USA) 32 1997 Shaun Skrehot (C-USA) 33
Hits	1997 Dustin Carr (C-USA) 108
RBI	2018 Joe Davis (American) 62 2017 Jake Scheiner (American) 64 2016 Joe Davis (American) 58
Total Bases	2016 Joe Davis (American) 138
Sacrifice Bunts	2020 Kyle Lovelace (American) 5^
Sacrifice Flies	2016 Justin Montemayor (American) 6
Walks	2014 Casey Grayson (American) 52 2013 Josh Vidales (C-USA) 49
Runs Scored	2017 Connor Wong (American) 61 2008 Jake Stewart (C-USA) 74
Pitching Wins	2017 Trey Cumbie (American) 10 2002 Brad Sullivan (C-USA) 13 2000 Kyle Crowell (C-USA) 13
ERA	2018 Aaron Fletcher (American) 2.19 2017 Trey Cumbie (American) 2.04 2015 Seth Romero (American) 1.94 2014 Tyler Ford (American) 1.17 2006 Brad Lincoln (C-USA) 1.69 2002 Brad Sullivan (C-USA) 1.82 2000 Shane Nance (C-USA) 2.31 1981 Jeff Achilles (SWC) 1.59 1960 Bob Peters (MVC) 1.40
Strikeouts Pitched	2016 Seth Romero (American) 113 2015 Andrew Lantrip (American) 115 2003 Brad Sullivan (C-USA) 154 2002 Brad Sullivan (C-USA) 157 2000 Kyle Crowell (C-USA) 117
Strikeout-to-Walk Ratio	2016 Andrew Lantrip (American) 16.80
Hits Allowed	2016 Seth Romero (American) 5.72
Walks Allowed	2016 John King (American) 1.11 2016 Andrew Lantrip (American) 0.50
WHIP	2016 Seth Romero (American) 0.93
Saves	2003 Ryan Wagner (C-USA) 15 2002 Jesse Crain (C-USA) 10
Wins	2013 Austin Pruitt (C-USA) 10
Innings Pitched	2015 Andrew Lantrip (American) 113.1

^ Season cut short due to COVID-19 pandemic

2015	Joe Davis, DH Andrew Lantrip, RHP Ian Rice, C Connor Wong, INF Corey Julks, OF
2014	Josh Vidales, INF Kyle Survance, OF Andrew Lantrip, RHP Casey Grayson, INF

Conference USA

2013	Justin Montemayor, INF
2012	Landon Appling, OF
2011	Ryan Still, INF Landon Appling, OF Caleb Ramsey, OF Jared Ray, RHP Bryan Pounds, INF
2010	M.P. Cokinos, DH
2008	Jimmy Cesario, INF Zak Presley, OF Jared Ray, RHP
2006	Luis Flores, RHP Isa Garcia, INF Jake Stewart, OF Brad Lincoln, DH
2005	Dustin Kingsbury, SS
2004	Kevin Roberts, DH
2002	Michael Bourn, OF Chris Snyder, C
2000	Jarrod Bitter, C Sean Allen, INF Brandon Caraway, OF Shane Nance, LHP
1999	Jarrod Bitter, C Brandon Caraway, INF Bryan Moore, RHP Shane Nance, LHP
1998	Brandon Caraway, OF Eric Lee, OF
1997	Scottie Scott, C Jason Schreiber, DH Shaun Skrehot, SS Goefrey Tomlinson, OF

Southwest Conference

1990	Ricky Torres, 3B Keith Darter, DH Fred Hinojosa, C Scott Sheldon, SS Ben Weber, RHP
1987	Larry Coker, LHP/1B Lonnie Walker, OF
1983	Steve Seberger, OF Corky Swindell, 2B
1982	Dale Oliver, DH Wesley Gregersen, OF Jeff Jacobson, INF
1981	Chuck Shirley, 1B Rusty Snyder, OF
1978	Terry Byrum, DH Bobby Hollas, 1B Donny Randell, OF

CONFERENCE ALL-FRESHMAN TEAM

2013	Justin Montemayor, 1B Kyle Survance, OF Jake Lemoine, RHP Josh Vidales, 2B
2012	Michael Pyeatt, OF
2011	Landon Appling, OF
2010	M.P. Cokinos, DH
2009	Michael Goodnight, RHP
2008	Chase Dempsay, RHP Blake Kelso, INF

2007	Wes Musick, LHP Zak Presley, OF
2006	Travis Cougot, SS
2004	Brad Lincoln, RHP
2003	Matt Farrington, OF Travis Tully, OF
2002	Stuart Musslewhite, 2B
2001	Hyung Cho, 3B Michael Bourn, OF Austin Faught, LHP Gene Flores, RHP Brad Sullivan, RHP
2000	Bryan Harris, RHP
1998	Jayne Sperring, INF Kris Wilken, OF Jarrod Bitter, C
1997	Brandon Caraway, OF Eric Lee, OF Shane Nance, RHP Robert Dieudonne, RHP

COSIDA ACADEMIC ALL-DISTRICT

2024	Cary Arbolida Justin Murray
2018	Joey Pulido 1st Team Connor Hollis 1st Team <i>Capital One</i>
2014	Justin Montemayor, DH <i>Capital One</i> 1st Team
2012	Jonathan Davis, DH <i>Capital One</i> 1st Team
2007	Josh Stirneman, 1B <i>ESPN The Magazine</i> 1st Team
2003	Brian Henderson, LHP Verizon 2nd Team
1992	Greyson Liles, 1B, GTE Jeff Haas, PLH, GTE

C-USA COMMISSIONER'S ACADEMIC MEDAL

2013	Caleb Barker, C Justin Montemayor, 1B
2012	Ryan Vrugink, RHP
2010	Matt Creel, RHP Travis Trial, INF
2009	Jimmy Cesario, INF
2008	Josh Stirneman, INF
2007	Josh Stirneman, INF
2006	Josh Stirneman, INF
2001	Brian Henderson, LHP Thanos Papavaioliu, 1B
1997	Morgan Stephens, UTL

ALL-ACADEMIC TEAM

American Athletic Conference

2023	Cary Arbolida, OF Zach Arnold, INF Jason Burger, RHP Matthew Canizares, RHP Dante Cano, RHP Cade Citelli, RHP Braedyn Cunningham, RHP Coby DeJesus, INF Ryan Dollar, RHP Jack Duffy, UTL Tommy Egan, RHP Gabe Flores, UTL Tyler Gray, RHP Kyle LaCalameto, LHP Maddux Miller, RHP Justin Murray, UTL Brendan O'Donnell, LHP Dylan Post, C Nate Price, C Paul Schmitz, RHP Jacob Schoenvogel, OF Merek Sears, LHP
------	---



Jose Torrealba, RHP
Anthony Tulimero, C
Dan Wright, RHP

- 2022 Zach Arnold, INF
Sam Benjamin, OF
Kade Brewer, C
Brandon Burckel, INF
Jason Burger, RHP
Joshua Coleman, LHP
Jackson Dannelley, RHP
Santiago Garcia, C
Kyle LaCalameto, LHP
Alexander Lopez, INF
Cody Morse, LHP
Taylor Parrett, RHP
Dylan Post, C
Michael Rhylick, LHP
Luke Robertson, RHP
Jose Torrealba, RHP
Anthony Tulimero, C
- 2021 Derek Abeln, OF
John Alvey, LHP
Dravin Barber, RHP
Adam Becker, INF
Tyler Bielamowicz, OF
Isaiah Blaylock, RHP
Josh Brown, RHP
Colby Casey, RHP
Jaycob Deese, RHP
Ryne Edmondson, OF
Robert Gasser, LHP
Carter Henry, RHP
Ryan Hernandez, INF
Ryne Huggins, LHP
Matt Lazzaro, LHP
Layne Looney, RHP
Kyle Lovelace, C
Evan Maldonado, UTL
Ian McMillan, INF
Andrew Papantonis, OF
Will Pendergrass, INF
Leyton Pinckney, C
Dylan Post, C
Cameron Prayer, LHP
Ben Sears, RHP
Johnathon Thomas, OF
Samuel Tormos, UTL
Skyler Trevino, INF
Cole Turney, OF
Hayden Winters, UTL
- 2020 Luke Almendarez, UTL
Tyler Bielamowicz, UTL
Isaiah Blaylock, RHP
Sean Bretz, RHP
Brad Burckel, INF/OF
Brett Cain, UTL
Randal Garza, LHP/1B
Tanner Green, RHP
Bryson Hill, RHP/UTL
Brayson Hurdsman, LHP
Spencer Hynes, LHP
Layne Looney, RHP
Kyle Lovelace, C
Trenton McMeans, INF
Rey Mendoza, LHP/OF
Reed Osborn, RHP
Andrew Papantonis, INF
Dylan Post, C/1B
Nick Rupp, LHP
Johnathon Thomas, OF
Blake Way, C/UTL
Craig Yoho, INF
- 2019 Ty Abraham, RHP
Tyler Bielamowicz, OF
Nolan Bond, RHP
Sean Bretz, RHP
Brad Burckel, 2B

Wendell Champion II, OF
Joe Davis, 1B
Hunter Edwards, RHP
Brett Esau, 3B
Landon Etzel, OF
Colby Feris, OF
Rey Fuentes III, OF
Jordan Gochenour, OF
Tanner Green, RHP
Brayson Hurdsman, LHP
Spencer Hynes, LHP
Kyle Lovelace, C
Hunter Mayo, RHP
Trenton McMeans, 2B
Ian McMillan, SS
Grayson Padgett, OF
Johnathon Thomas, OF
Blake Way, C

- 2018 Tyler Bielamowicz, OF
Nolan Bond, RHP
Wendell Champion, OF
Joe Davis, 1B
Hunter Edwards, RHP
Landon Etzel, OF
Rey Fuentes, INF
Aaron Fletcher, RHP
Connor Hollis, INF
Brayson Hurdsman, LHP
Spencer Juergens, RHP
Dylan Lester, RHP
Tyler Littlefield, INF
Trenton McMeans, INF
Kyle Ott, RHP
Grayson Padgett, OF
Joey Pulido, RHP
Tucker Redden, C
Nick Slaughter, C
Jared Triolo, 3B
Mitch Ullom, RHP
- 2017 Tyler Bielamowicz, OF
Nolan Bond, RHP
Wendell Champion, OF
Hunter Edwards, RHP
Landon Etzel, OF
Rey Fuentes, INF
Brett Harris, INF
Connor Hollis, INF
Brayson Hurdsman, LHP
David Kanada, LHP
Dylan Lester, RHP
Jordan Monacy, INF
Grayson Padgett, OF
Joey Pulido, RHP
Jake Scheiner, INF
Nick Slaughter, OF
Jared Triolo, UTL
- 2016 Nolan Bond, RHP
Clay Casey, OF
Joe Davis, 1B
Derek Dickerson, INF
Aaron Fletcher, LHP
Robert Grilli, OF
Nick Hernandez, RHP
Connor Hollis, INF
John King, LHP
John Kinzy, RHP
Andrew Lantrip, RHP
Tanner Lawson, LHP
Gino Marucci, OF
Justin Montemayor, UTL
Caleb Morris, OF
Grayson Padgett, OF
Chris Reed, RHP
Jose Reyes, INF
Jordan Stading, INF
Josh Vidales, 2B
Connor Wong, C

2015 Kyle Dowdy, RHP
Micah Edwards, RHP
Ashford Fulmer, OF
Aaron Garza, RHP
David Longville, RHP
Robert Grilli, OF
Chris Iriart, 1B
Justin Montemayor, 3B
Austin Moore, RHP
Ian Rice, C
Josh Vidales, 2B
Connor Hollis, 3B
Hunter Mayo, RHP
Gino Marucci, OF
Jordan Stading, INF
Chase Cryer, INF
Derek Dickerson, INF
Aaron Fletcher, LHP
Jared Robinson, RHP
Braeden Holub, RHP
George Pappas, C
Chris Reed, RHP
Zac Taylor, OF
Michael Wisz, INF

2014 Casey Grayson, 1B
Jacob Lueneburg, UTL
Logan Piper, RHP
Landon Appling, OF
Caleb Barker, C
Matt Locus, LHP
Chase Wellbrock, RHP
Micah Edwards, RHP
David Longville, RHP
Jared Robinson, RHP
Ryan Vrugink, RHP
Justin Montemayor, INF
Josh Vidales, INF
Garrett Domingue, OF
Connor Hollis, INF
Gino Marucci, OF
Jordan Stading, INF

Conference USA

- 2013 Caleb Barker, C
Daniel Poncedeleon, RHP
- 2012 Jared Ray, RHP
- 2011 Matt Creel, RHP
- 2010 Matt Creel, RHP
- 2009 Blake Kelso, INF
- 2008 Jimmy Cesario, INF
Zak Presley, OF
- 2007 Jimmy Cesario, OF
Josh Stirneman, INF

C-USA COMMISSIONER'S HONOR ROLL

2013 Landon Appling, OF
Caleb Barker, C
Jonathan Davis, UTL
Tyler Ford, LHP
Dustin Fuerst, RHP
Ashford Fulmer, OF
Aaron Garza, RHP
Casey Grayson, 1B
Price Jacobs, OF
Kyle Kirk, 3B
Kevin Kubecka, C
Brady Latimer, C
Jacob Lueneburg, UTL
Justin Montemayor, 1B
Logan Piper, RHP
Daniel Poncedeleon, RHP
Frankie Ratcliff, SS
Dylan Rucker, RHP
Grant Slaughter, RHP
Daniel Smith, RHP/C
Kyle Survance, OF

Josh Vidales, 2B
Ryan Vrugink, RHP
Chase Wellbrock, RHP
Taylor White, INF

- 2012 Landon Appling, OF
Harrison Ayala, INF
Keith Brenner, RHP
John Cannon, C
Jonathan Davis, DH
Dustin Fuerst, RHP
Aaron Garza, RHP
Casey Grayson, INF
Matt Hernandez, LHP
Jesse Hoover, OF
Price Jacobs, OF
Travis Jenkins, RHP
Chase Jensen, INF
Cory Kay, OF
Jacob Lueneburg, OF
Codey Morehouse, INF/RHP
David Murphy, INF
Michael Pyeatt, OF
Jared Ray, RHP
Kendall Stacks, INF
Aaron Stewart, LHP
Wes Theiss, INF/OF
Ryan Vrugink, RHP
Chase Wellbrock, RHP
Mo Wiley, RHP
- 2011 Landon Appling, OF
Kyle Bacak, C
John Cannon, C
Matt Creel, RHP
Jonathan Davis, OF
Aaron Donahoe, P
Dustin Fuerst, RHP
Austin Gracey, INF
Travis Jenkins, RHP
Jordan Lewis, LHP
Kyle Maldonado, C
Lucas Moran, RHP
David Murphy, INF
Caleb Ramsey, OF
Jared Ray, RHP
Ryan Still, INF
Matt Taylor, LHP
Travis Trial, INF
Chase Wellbrock, RHP
Taylor White, INF
- 2010 John Cannon, C
Matt Creel, RHP
Michael Goodnight, RHP
Austin Gracey, INF
Blake Kelso, INF
D. Murphy, INF
Zak Presley, OF
Caleb Ramsey, OF
Jared Ray, RHP
Jake Runte, INF
Tanner Shifflett, RHP
Ryan Still, INF
Travis Trial, INF
Tom Wertz, INF
Taylor White, INF
Mo Wiley, RHP
- 2009 Jimmy Cesario, INF
Michael Goodnight, RHP
Blake Kelso, INF
D. Murphy, INF
Zac Presley, OF
Caleb Ramsey, OF
Jared Ray, RHP
Frankie Reyes, INF
Matt Taylor, LHP
Tom Wertz, INF
Taylor White, INF
- 2008 Jimmy Cesario, INF



	Austin Goolsby, C
	Taylor Hammack, LHP
	Blake Kelso, INF
	David Murphy, INF
	Zak Presley, OF
	Caleb Ramsey, OF
	Jared Ray, RHP
	Matt Taylor, LHP/OF
	Tom Wertz, INF/C
	Josh Stirmeman, INF
2007	Jimmy Cesario, OF
	Austin Goolsby, C
	Chris Joseph, OF
	Zak Presley, OF
	Josh Stirmeman, OF
2006	Jeremy Aranda, INF
	Josh Aranda, INF
	Clayton Boone, RHP
	Aaron Brown, RHP
	Keith Colquitt, OF
	Donnie deRegnier, LHP
	Brett Logan, C
	Cody Waller, C
	Matt Weston, OF
	Chris Wright, RHP
2005	Jeremy Aranda, UTL
	Josh Aranda, UTL
	Clayton Boone, RHP
	Aaron Brown, RHP
	Keith Colquitt, UTL
	Donnie deRegnier, LHP
	Mark McGonigle, OF
	Sean McLemore, RHP
	Kevin Roberts, RHP/INF
	Cody Waller, C
	Chris Wright, RHP
2004	Bryan Harris, RHP
	Jared Grein, INF
	Thanos Papavasiliou, INF
	Brandon Roznovsky, RHP
	Stuart Musslewhite, INF
	Austin Sumerlin, RHP
	Kevin Roberts, RHP
2003	Clint Decuir, C
	Bryan Harris, RHP
	Brian Henderson, LHP
	Travis Mays, LHP
	Stuart Musslewhite, SS
	Kevin Roberts, INF/RHP
	Brian Temko, C
	Danny Zell, LHP
2002	Wayne Ayo, RHP
	Jesse Crain, SS/RHP
	Austin Faught, LHP
	Bryan Harris, RHP
	Brian Henderson, LHP
	Brett Logan, C
	Gabe Lucas, OF
	Stuart Musslewhite, 2B
	Thanos Papavaioliou, 1B
	Brad Sullivan, RHP
	Austin Sumerlin, RHP
	Ryan Wagner, RHP
	Danny Zell, LHP
2001	Brian Henderson, LHP
	Thanos Papavaioliou, 1B
	Julio Alvarez, C
	Austin Faught, LHP
	Jared Grein, RHP/OF
	Bryan Harris, RHP
	Gabe Lucas, OF
	Michael Reiss, RHP
	Brad Sullivan, LHP
2000	Jarrold Bitter, C
	Kyle Crowell, RHP
	Bryan Harris, RHP

	Dan O'Donnell, OF/C
	Chris Snyder, C
1999	Jarrold Bitter, C
	Randall Collum, C
	Kyle Crowell, RHP
	Justin Syfert, INF
1998	Jason Pekar, OF
	Jayne Sperring, RHP/1B
	Shance Nance, LHP
	Bryan Moore, RHP
	Kyle Crowell, RHP
	Randall Collum, C
	Jarrold Bitter, C
1997	Alex Jackson, LHP
	Jason Schreiber, RHP
	Morgan Stephens, UTL
	Ryan Ware, INF

Southwest Conference

1996	John Box, LHP
	Jason Schreiber, RHP
	Joel Stephens
1995	John Box, LHP
	Jason Farrow, RHP
	James Scott
	Joel Stephens
	Ryan Walter
1994	Christopher Haggard, RHP
	Ramy Ibrahim, C
	Justin Regner
	Ryan Walter, LHP

NCBWA NATIONAL PITCHER OF THE MONTH

May 2017	Trey Cumbie, LHP
March 2016	Seth Romero, LHP

COLLEGIATE BASEBALL NATIONAL PLAYER OF THE WEEK

Feb. 19, 2018	Trey Cumbie, LHP
March 20, 2017	Jake Scheiner, INF
March 14, 2016	Andrew Lantrip, RHP
April 20, 2015	Kyle Dowdy, RHP
April 10, 2006	Matt Weston, OF
April 21, 2003	Brad Sullivan, RHP
April 15, 2002	Brad Sullivan, RHP
March 24, 2002	Brad Sullivan, RHP
March 25, 1991	Vaughn Eshelman, LHP
Feb. 26, 1991	Ben Weber, RHP
March 6, 1989	Keith Darter, LHP/OF
Feb. 13, 1989	Eric Raspberry, LHP

NCBWA NATIONAL PLAYER OF THE WEEK

March 21, 2017	Jake Scheiner, INF
----------------	--------------------

PERFECT GAME NATIONAL PLAYER OF THE WEEK

March 21, 2017	Jake Scheiner, INF
----------------	--------------------

PRO-LINE CAP NATIONAL PLAYER OF THE WEEK

May 15, 2006	Brad Lincoln, RHP
March 10, 2005	Brad Lincoln, RHP
March 24, 2002	Brad Sullivan, RHP

MIZUNO NATIONAL PLAYER OF THE WEEK

Feb. 20, 1994	Matt Beech, LHP
March 9, 1992	Wade Williams, RHP

NCBWA/PRO-LINE PITCHER OF THE WEEK

March 9, 2010	Michael Goodnight, RHP
---------------	------------------------

COLLEGE BASEBALL INSIDER CENTRAL REGIONAL PLAYER OF THE WEEK

March 9, 2010	Michael Goodnight, RHP
April 21, 2003	Brian Henderson, LHP

COLLEGE BASEBALL FOUNDATION

NATIONAL ALL-STAR LINE-UP

March 9, 2010	Michael Goodnight, RHP
---------------	------------------------

BRAGAN COLLEGIATE SLUGGER AWARD PLAYER OF THE WEEK

April 16, 2019	Joe Davis, 1B
April 3, 2019	Joe Davis, 1B
March 13, 2019	Joe Davis, 1B

CONFERENCE HITTERS OF THE WEEK

American Athletic Conference

May 15, 2023	Justin Murray
April 17, 2023	Zach Arnold
March 27, 2023	Cameron Nickens
May 9, 2022	Ryan Hernandez
May 2, 2022	Zach Arnold
Feb. 21, 2022	Zach Arnold
Feb. 22, 2021	Steven Rivas
April 22, 2019	Jared Triolo
March 11, 2019	Joe Davis
April 30, 2018	Connor Hollis
April 23, 2018	Grayson Padgett
March 26, 2018	Jared Triolo
May 15, 2017	Corey Julks
March 27, 2017	Connor Wong
March 20, 2017	Jake Scheiner
Feb. 20, 2017	Grayson Padgett
April 11, 2016	Joe Davis
March 7, 2016	Connor Wong
May 11, 2015	Corey Julks
March 23, 2015	Chris Iriart
April 21, 2014	Casey Grayson
March 31, 2014	Kyle Survanice
March 10, 2014	Frankie Ratcliff

Conference USA

Feb. 21, 2011	Chase Jensen
April 6, 2009	Chris Wallace
March 31, 2008	Bryan Pounds
May 19, 2008	Bryan Tully
May 14, 2007	Ryan Lormand
Feb. 12, 2007	Jimmy Cesario
April 17, 2006	Matt Weston
April 10, 2006	Matt Weston
May 17, 2004	Rob Johnson
Feb. 16, 2004	Brett Cooley,
April 28, 2003	Cole Bruce
April 16, 2003	Brett Cooley
Feb. 25, 2002	Jesse Crain
Feb. 10, 2002	Chris Snyder
May 7, 2001	Hyung Cho
May 8, 2000	Kris Wilken
March 20, 2000	Jarrold Bitter
Feb. 28, 2000	Tyson Schweitzer
April 26, 1999	J.P. Woodward
April 5, 1999	Jarrold Bitter
Feb. 15, 1999	Brandon Carraway
April 27, 1998	Mike Medrano
March 13, 1997	Goefrey Tomlinson
March 24, 1997	Dustin Carr

Southwest Conference

April 23, 1996	Jason Schreiber
April 15, 1995	Jason Smiga
Feb. 14, 1994	Shane Buteaux
May 6, 1992	Phil Lewis
March 16, 1992	Phil Lewis
May 6, 1991	Brian Blair
April 5, 1988	Fred Hinojosa

CONFERENCE PITCHERS OF THE WEEK

American Athletic Conference

May 21, 2023	Justin Murray, RHP
May 17, 2021	Robert Gasser, LHP
Feb. 22, 2021	Robert Gasser, LHP
April 15, 2019	Lael Lockhart Jr., LHP

May 14, 2018	Aaron Fletcher, LHP
April 9, 2018	Aaron Fletcher, LHP
March 26, 2018	Aaron Fletcher, LHP
May 8, 2017	Trey Cumbie, LHP
March 27, 2017	Trey Cumbie, LHP
March 13, 2017	John King, LHP
March 6, 2017	Seth Romero, LHP
Feb. 20, 2017	Seth Romero, LHP
Feb. 22, 2016	John King, LHP
March 14, 2016	Andrew Lantrip, RHP
March 21, 2016	Seth Romero, LHP
May 16, 2016	Trey Cumbie, LHP
May 11, 2015	Andrew Lantrip, RHP
May 4, 2015	Kyle Dowdy, RHP
April 27, 2015	Seth Romero, LHP
April 20, 2015	Kyle Dowdy, RHP
March 16, 2015	Patrick Weigel, RHP
Feb. 23, 2015	Andrew Lantrip, RHP
March 3, 2014	Aaron Garza, RHP
Feb. 24, 2014	Tyler Ford, LHP
Feb. 17, 2014	Jared West, RHP

Conference USA

March 5, 2012	Jared Ray, RHP
April 25, 2011	Jordan Lewis, LHP
March 9, 2010	Michael Goodnight, RHP
March 23, 2009	Donnie Joseph, LHP
April 21, 2008	John Touchton, RHP
May 5, 2008	Chase Dempsay, RHP
April 23, 2007	Aaron Brown, RHP
March 26, 2007	Wes Musick, LHP
May 15, 2006	Brad Lincoln, RHP
May 8, 2006	Ricky Hargrove, RHP
March 27, 2006	Brad Lincoln, RHP
March 6, 2006	Brad Lincoln, RHP
Feb. 13, 2006	Brad Lincoln, RHP
May 9, 2005	Brad Lincoln, RHP
April 11, 2005	Matt Farrington, LHP
March 20, 2005	Matt Farrington, LHP
May 10, 2004	Matt Varner, RHP
March 8, 2004	Brett Cooley, RHP
April 28, 2003	Brad Sullivan, RHP
April 21, 2003	Brian Henderson, LHP
March 17, 2003	Brad Sullivan, RHP
May 20, 2002	Brad Sullivan, RHP
April 16, 2002	Brad Sullivan, RHP
April 1, 2002	Jesse Crain, RHP
March 25, 2002	Brad Sullivan, RHP
April 9, 2001	Austin Faught, LHP
March 19, 2001	Austin Faught, LHP
May 15, 2000	Shane Nance, LHP
May 1, 2000	Duncan McAdoo, RHP
April 17, 2000	Kyle Crowell, RHP
April 3, 2000	Kyle Crowell, RHP
March 13, 2000	Kyle Crowell, RHP
Feb. 28, 2000	Kyle Crowell, RHP
Feb. 14, 2000	Shane Nance, LHP
May 3, 1999	Duncan McAdoo, RHP
April 12, 1999	Shane Nance, LHP
May 15, 1999	Kyle Crowell, RHP
Feb. 15, 1999	Bryan Moore, RHP
May 4, 1998	Shane Nance, LHP
April 27, 1998	Shane Nance, LHP
March 30, 1998	Jon McDonald, LHP
May 23, 1998	Shane Nance, LHP
Feb. 23, 1998	Jon McDonald, LHP

Southwest Conference

April 23, 1996	Jason Schreiber, RHP
April 29, 1995	John Box, LHP
March 21, 1994	Matt Beech, LHP
Feb. 21, 1994	Matt Beech, LHP
April 22, 1992	Jeff Haas, LHP
March 9, 1992	Wade Williams, RHP
March 25, 1991	Vaughn Eshelman, LHP
Feb. 26, 1991	Ben Weber, RHP



May 8, 1987 Jody Supak, RHP

April 11, 1987 Jody Supak, RHP

TEAM MOST VALUABLE PLAYER

2021	Robert Gasser, LHP
2020	N/A*
2019	Joe Davis, 1B
2018	Aaron Fletcher, LHP
2017	Jake Scheiner, UTL
2016	Joe Davis, 1B
2015	Chris Iriart, 1B
2014	Chase Wellbrock, RHP Tyler Ford, LHP
2013	Austin Pruitt, RHP
2012	John Cannon, C
2011	Ryan Still, INF
2010	Blake Kelso, INF
2009	Donnie Joseph, RHP
2008	Bryan Pounds, INF
2007	Jimmy Cesario, OF
2006	Brad Lincoln, RHP/DH
2005	Kevin Roberts, UTL
2004	Kevin Roberts, UTL
2003	Hyung Cho, 3B
2002	Jesse Crain, SS/RHP
2001	Chris Snyder, C
2000	Kyle Crowell, RHP
1999	Brandon Caraway, 2B
1998	Shane Nance, LHP
1997	Dustin Carr, 3B Goefrey Tomlinson, OF
1996	Jason Schreiber, DH/RHP
1995	Jason Farrow, RHP/OF
1994	Shane Buteaux, OF/RHP
1993	Phil Lewis, OF
1992	Jeff Haas, LHP
1991	Al Benavides, RHP
1990	Keith Darter, DH/LHP
1989	David Vasquez, OF
1988	Fred Hinojosa, C
1987	Jody Supak, RHP
1986	Pat Hewes, C
1985	Benny Mota, DH
1984	Riley Epps, C
1983	Rayner Noble, LHP
1982	Wesley Gregersen, OF
1981	Mark Lavespere, OF
1980	Kevin Muno, OF/INF
1979	Jay Beard, OF/INF
1978	Jay Beard, OF Billy Blum, P
1977	Billy Blum, P
1976	Jerry Willeford, OF
1975	Steve Reeves, 1B
1974	Tommy Kaiser, 3B
1973	Tommy Kaiser, 3B
1972	Tom Duschinski, OF
1971	Elroy Olthold, RHP
1970	Rusty Clark, OF
1969	Trey Williams, OF
1968	Tom Paciorek, OF
1967	Tom Paciorek, OF
1966	Ike Lucas, OF
1965	Jack Skog, 3B
1964	Bill Pruett, C
1963	James Shirley, OF
1962	Pete Stonestreet, RHP
1961	Bunky Caldwell, OF/C
1960	Gary Nelson, 2B
1959	Gary Nelson, 2B
1958	Billy Dube, OF
1957	Don Price, SS
1956	Wayne Tucker, 1B
1955	Doug Osburn, INF Ronnie Zeller, LHP
1954	Carlton Hanta, SS

1953 Carlton Hanta, SS

1952 Lou Payton, OF

1951 Rolan Walton, SS

1948 Lloyd Ellis, 1B

**Season cut short due to COVID-19 pandemic*



NCAA POSTSEASON HISTORY

POSTSEASON GLORY

2 NCAA College World Series Berths
1967, 1953

4 NCAA Regional Championships
2014, 2003, 2002, 2000

22 NCAA Regional Berths
2018, 2017, 2015, 2014, 2008, 2006, 2003,
2002, 2001, 2000, 1999, 1997, 1990, 1987,
1985, 1982, 1967, 1966, 1960, 1958, 1953,
1951

3 NCAA College World Series
All-Tournament Team Members
Tom Paciorek, Ike Lucas, Ron Baker (1967)

39 NCAA Regional All-Tournament Team Members
4 NCAA Regional Most Outstanding Players

2018

NCAA Chapel Hill Regional
at Chapel Hill, N.C. (No. 3 Seed)
June 1 W, 9-1 Purdue
June 2 L, 3-4 North Carolina
June 3 W, 8-4 Purdue
June 3 L, 11-19 North Carolina
Record: 2-2 (Runner-Up)
All-Tournament Team: C: Kyle Lovelace, INF: Tyler Bielamowicz, DH: Joe Davis, P: Aaron Fletcher

2017

NCAA Houston Regional
at Schroeder Park (No. 1 Seed)
June 2 L, 3-6 Iowa
June 3 W, 17-3 Baylor
June 4 W, 7-5 Iowa
June 5 L, 3-4 Texas A&M
Record: 2-2 (Runner-Up); No All-Tournament Team

2015

NCAA Houston Regional
at Cougar Field (No. 1 Seed)
May 29 W, 6-4 Houston Baptist
May 31 L, 1-2 Louisiana-Lafayette
May 31 L, 2-3 (20) Rice
Record: 1-2 (3rd)
All-Tournament Team: C: Ian Rice, INF: Chris Iriart, P: Kyle Dowdy, P: Seth Romero

2014

NCAA Austin Super Regional
at Austin, Texas
June 6 L, 2-4 Texas
June 7 L, 0-4 Texas
Record: 0-2 (Runner-Up)

NCAA Baton Rouge Regional
at Baton Rouge, La. (No. 2 Seed)
May 30 W, 3-2 (10) Bryant
May 31 L, 1-5 LSU
June 1 W, 9-5 Southeastern La.
June 1 W, 5-4 (11) LSU
June 2 W, 12-2 LSU
Record: 4-1 (Champions)
Most Outstanding Player: OF: Kyle Survance
All-Tournament Team: C: Caleb Barker, OF: Kyle Survance, P: Jared Robinson

2008

NCAA College Station Regional
at College Station, Texas (No. 3 Seed)
May 30 W, 5-3 Dallas Baptist
May 31 L, 4-22 Texas A&M
June 1 W, 14-11 (10) UIC
June 1 W, 4-3 Texas A&M
June 2 L, 5-13 Texas A&M
Record: 3-2 (Runner-Up)
All-Tournament Team: C: Chris Wallace, 1B: Jimmy Cesario, 2B: Ryan Lormand, P: Jared Ray

2006

NCAA Norman Regional
at Norman, Okla. (No. 2 Seed)
June 2 L, 1-2 Wichita State
June 3 L, 6-8 Oklahoma
Record: 0-2 (4th)

2003

NCAA Houston Super Regional
at Houston, Texas (Reckling Park)
June 7 W, 5-2 Rice
June 8 L, 2-10 Rice
June 9 L, 2-5 Rice
Record: 1-2 (Runner-Up)

NCAA College Station Regional
at College Station, Texas (No. 3 Seed)
May 30 L, 3-9 Alabama
May 31 W, 4-2 Oral Roberts
May 31 W, 16-8 Alabama
June 1 W, 7-6 Texas A&M
June 1 W, 7-6 (10) Texas A&M
Record: 4-1 (Champions)
Most Outstanding Player: INF: Cole Bruce
All-Tournament Team: INF: Cole Bruce, INF: Hyung Cho, OF: Michael Bourn, P: Ryan Wagner

2002

NCAA Austin Super Regional
at Austin, Texas
June 7 W, 2-0 Texas
June 8 L, 2-17 Texas
June 9 L, 2-5 Texas
Record: 1-2 (Runner-Up)

NCAA Mesa Regional

at Mesa, Ariz. (No. 1 Seed)
May 31 W, 9-0 New Mexico State
June 1 W, 8-3 Arizona State
June 2 W, 8-4 Arizona State
Record: 3-0 (Champions)
Most Outstanding Player: OF: Keith Whatley
All-Tournament Team: INF: Brett Cooley, INF: Hyung Cho, OF: Michael Bourn, OF: Keith Whatley, P: Brad Sullivan, OF: Sam Mitchell

2001

NCAA Houston Regional
at Houston, Texas (Reckling Park) (No. 3 Seed)
May 25 L, 1-7 Baylor
May 26 L, 6-7 Texas-Arlington
Record: 0-2 (4th)

2000

NCAA Houston Super Regional
at Cougar Field
June 2 L, 3-5 San Jose State
June 3 W, 5-2 San Jose State
June 4 L, 2-3 San Jose State
Record: 1-2 (Runner-Up)

NCAA Houston Regional

at Cougar Field (No. 1 Seed)
May 26 W, 7-6 Princeton
May 27 W, 5-2 Rice
May 28 L, 4-5 Rice
May 28 W, 9-5 Rice
Record: 3-1 (Champions)
Most Outstanding Player: P/DH: Shane Nance
All-Tournament Team: SS: Aaron Melebeck, OF: Eric Lee, P/DH: Shane Nance, UTL: Kris Wilken, INF: J.P. Woodward,

1999

NCAA Houston Regional
at Cougar Field (No. 1 Seed)
May 28 W, 6-4 Texas State
May 29 L, 3-5 Louisiana-Lafayette
May 29 W, 8-5 Texas
May 30 L, 8-19 Louisiana-Lafayette
Record: 2-2 (Runner-Up)
All-Tournament Team: INF: J.P. Woodward, 2B: Brandon Caraway, P: Bryan Moore

1997

NCAA South I Regional
at Baton Rouge, La. (No. 5 Seed)
May 22 L, 6-12 South Alabama
May 23 L, 5-9 UNC Greensboro
Record: 0-2 (t-5th)

1990

NCAA South I Regional
at Baton Rouge, La. (No. 3 Seed)
May 24 W, 4-2 Georgia Tech
May 25 L, 11-26 USC
May 26 W, 15-3 Southern Miss
May 26 L, 4-6 LSU
Record: 2-2 (t-3rd)
All-Tournament Team: C: Fred Hinojosa

1987

NCAA Central Regional
at Austin, Texas
May 21 W, 10-5 Indiana State
May 22 W, 8-4 Sam Houston State
May 23 L, 3-15 Texas
May 23 W, 4-0 Sam Houston State
May 24 L, 4-13 Texas
Record: 3-2 (Runner-Up)
All-Tournament Team: C: Fred Hinojosa, P: Jody Supak

1985

NCAA Central Regional
at Austin, Texas
May 23 W, 11-4 LSU
May 24 L, 2-9 Texas
May 25 L, 9-10 Lamar
Record: 1-2 (t-5th)

1982

NCAA West II Regional
at Tempe, Ariz.
May 28 L, 3-7 Cal State Fullerton
May 29 W, 13-3 San Diego State
May 30 L, 5-9 Arizona State
Record: 1-2 (t-5th)
All-Tournament Team: INF: Corky Swindell, OF: Mark Lavespere, P: Rayner Noble

1967

NCAA College World Series
at Omaha, Neb.
June 12 L, 1-12 Stanford
June 13 W, 7-2 Ohio State
June 14 W, 3-2 Boston College
June 16 W, 3-0 Arizona State
June 18 L, 2-11 Arizona State
Record: 3-2 (National Runner-Up)
All-Tournament Team: OF: Tom Paciorek, INF: Ron Baker, OF: Ike Lucas

NCAA District 6 Playoffs

at Austin, Texas and Houston
May 16 W, 11-8 Texas (at Houston)
May 18 L, 1-5 Texas (at Austin)
May 19 W, 4-3 Texas (at Austin)
Record: 2-1 (Champions)

1966

NCAA District 6 Playoffs
at Houston, Texas
May 18 T, 4-4 Texas
May 19 W, 5-4 Texas
May 21 L, 3-9 Texas
May 21 L, 5-8 Texas
Record: 1-2-1

1960

NCAA Tucson Regional
at Tucson, Ariz.
June 2 L, 3-4 Arizona
June 3 L, 4-6 Arizona
Record: 0-2

NCAA District 5 Playoffs

at Austin, Texas
May 31 W, 4-2 Texas
Record: 1-0 (Champions)

1958

NCAA District 5 Playoffs
May 30 L, 2-3 Texas
Record: 0-1

1953

NCAA College World Series
at Omaha, Neb.
June 11 L, 1-4 Boston College
June 12 L, 6-7 Stanford
Record: 0-2 (t-7th)

NCAA District 5 Playoffs

May 26 L, 4-7 Oklahoma
May 27 W, 8-7 Oklahoma
May 27 W, 5-3 Oklahoma
Record: 2-1 (Champions)

1951

NCAA District Playoffs
at Norman, Okla.
L, 2-5 Oklahoma
L, 5-6 Oklahoma
Record: 0-2

SERIES RECORDS IN NCAA POSTSEASON

OPPONENT	W-L	PCT.
Alabama	1-1	.500
Arizona	0-2	.000
Arizona State	2-1	.667
Baylor	1-1	.500
Bryant	1-0	1.000
Cal State Fullerton	0-1	.000
Dallas Baptist	1-0	1.000
Georgia Tech	1-0	1.000
Houston Baptist	1-0	1.000
Indiana State	1-0	1.000
Iowa	1-1	.500
Lamar	0-1	.000
Louisiana-Lafayette	0-3	.000
LSU	3-2	.600
New Mexico State	1-0	1.000
North Carolina	0-2	.000
Oklahoma	2-4	.333
Oral Roberts	1-0	1.000
Princeton	1-0	1.000
Purdue	2-0	1.000
Rice	2-2	.500
Sam Houston State	2-0	1.000
San Diego State	1-0	1.000
South Alabama	0-1	.000
UNC Greensboro	0-1	.000
USC	0-1	.000
Southeastern Louisiana	1-0	1.000
Southern Miss	1-0	1.000
Texas	5-9-1	.367
Texas A&M	3-3	.500
Texas State	1-0	1.000
UIC	1-0	1.000
UT Arlington	0-1	.000
Wichita State	0-1	.000
NCAA REGIONAL TOTALS	37-36-1	.507
NCAA SUPER REGIONAL TOTALS	3-8	.273
NCAA COLLEGE WORLD SERIES TOTALS	3-4	.429
NCAA POSTSEASON TOTALS	43-48-1	.473



SERIES RECORDS IN CONFERENCE TOURNAMENTS

Table with columns: Opponent, W-L, Pct., Stk. Lists series records for various opponents like Arkansas (SWC), Baylor (SWC), Bradley (MVC), etc.

2023

American Baseball Championship at Clearwater, Fla. (No. 2 Seed)

May 23rd L, 8-10 Tulane; May 25th W, 4-3 Wichita State; May 26th W, 6-5 Memphis; May 27th W, 11-8 Tulane; May 27th L, 8-11 Tulane

Record: 3-2

2022

American Baseball Championship at Clearwater, Fla. (No. 3 Seed)

May 24th W, 10-7 Wichita State; May 26th W, 8-7 Memphis; May 28th L, 8-9 UCF(10 inn); May 28th W, 9-6 UCF; May 29th L, 1-6 ECU

Record: 3-2

2021

American Baseball Championship at Clearwater, Fla. (No. 7 Seed)

May 25 L, 1-4 Tulane; May 26 L, 3-5 Wichita State

Record: 0-2

2019

American Baseball Championship at Clearwater, Fla. (No. 5 Seed)

May 21 L, 3-4 UConn; May 22 L, 2-13 ECU

Record: 0-2

2018

American Baseball Championship at Clearwater, Fla. (No. 1 Seed)

May 22 L, 6-11 Tulane; May 23 W, 6-2 UCF; May 24 W, 18-7 (7) Tulane; May 24 W, 5-3 ECU; May 25 L, 1-12 (7) ECU

Record: 3-2

All-Tournament Team: DH: Joe Davis

2017

American Baseball Championship at Clearwater, Fla. (No. 2 Seed)

May 23 W, 6-5 Memphis; May 25 W, 7-6 UConn; May 27 W, 13-3 UConn; May 28 W, 6-0 ECU

Record: 4-0 (Champions)

Most Outstanding Player: INF: Jake Scheiner; All-Tournament Team: INF: Jake Scheiner, OF: Corey Julks, OF: Tyler Bielamowicz, P: Trey Cumbie, P: John King

2016

American Baseball Championship at Clearwater, Fla. (No. 5 Seed)

May 24 W, 9-1 Cincinnati; May 26 W, 5-3 #11 Tulane; May 28 W, 6-2 #11 Tulane; May 29 L, 2-7 UConn

Record: 3-1 (Runner-Up)

All-Tournament Team: OF: Connor Wong, OF: Zac Taylor, DH: Joe Davis, P: Nick Hernandez

2015

American Baseball Championship at Clearwater, Fla. (No. 1 Seed)

May 19 W, 8-4 Cincinnati; May 21 W, 7-3 South Florida; May 23 W, 17-3 Memphis; May 24 L, 1-9 ECU

Record: 3-1 (Runner-Up)

All-Tournament Team: INF: Connor Wong, OF: Corey Julks, C: Ian Rice, P: Andrew Lantrip

2014

American Baseball Championship at Clearwater, Fla. (No. 3 Seed)

May 21 W, 3-0 Temple; May 22 L, 2-7 UConn; May 23 W, 13-8 Tulane; May 25 W, 10-4 Louisville

Record: 3-1 (Champions)

Most Outstanding Player: INF: Josh Vidales; All-Tournament Team: INF: Josh Vidales, Casey Grayson, OF: Kyle Survance, P: Andrew Lantrip

2013

Conference USA Championship at Houston, Texas (Reckling Park) (No. 6 Seed)

May 23 W, 9-4 ECU; May 24 L, 2-4 Southern Miss; May 25 L, 2-3 Tulane

Record: 1-2

All-Tournament Team: INF: Justin Montemayor

2012

Conference USA Championship at Pearl, Miss. (No. 8 Seed)

May 23 L, 5-7 Rice; May 24 L, 7-8 (10) Southern Miss; May 25 W, 7-3 Memphis

Record: 1-2

All-Tournament Team: OF: Landon Appling

2011

Conference USA Championship at Pearl, Miss. (No. 6 Seed)

May 25 W, 8-5 ECU; May 26 W, 7-6 Southern Miss; May 27 L, 1-7 Tulane; May 28 L, 3-4 Rice

Record: 2-2 (Runner-up)

All-Tournament Team: P: Jared Ray, INF: Ryan Still, OF: Landon Appling, OF: Caleb Ramsey

2010

Conference USA Championship at Houston (Cougar Field) (No. 5 Seed)

May 26 W, 11-7 Marshall; May 27 L, 3-24 Rice; May 28 L, 6-10 Southern Miss

Record: 1-2

2009

Conference USA Championship at Hattiesburg, Miss. (No. 4 Seed)

May 20 L, 3-8 UAB; May 21 W, 4-1 Marshall; May 22 W, 4-1 UAB; May 22 L, 2-7 Rice

Record: 2-2

2008

Conference USA Championship at New Orleans, La. (No. 4 Seed)

May 21 W, 5-4 ECU; May 23 L, 4-5 UAB; May 23 W, 2-1 ECU; May 24 W, 10-5 UAB; May 24 W, 3-1 UAB; May 25 W, 3-2 Marshall

Record: 5-1 (Champions)

Most Outstanding Player: INF: Bryan Pounds; All-Tournament Team: INF: Bryan Pounds, INF: Jimmy Cesario, OF: Zak Presley, P: Jared Ray

2007

Conference USA Championship at Greenville, N.C. (No. 4 Seed)

May 23 L, 4-12 Memphis; May 24 L, 0-1 UCF

Record: 0-2

2006

Conference USA Championship at Houston (Reckling Park) (No. 2 Seed)

May 24 W, 9-1 Marshall; May 25 W, 7-1 ECU; May 27 W, 6-0 Tulane; May 28 L, 5-11 Rice

Record: 3-1 (Runner-Up)

All-Tournament Team: P: Luis Flores, INF: Isa Garcia, OF: Jake Stewart, DH: Brad Lincoln

2005

Conference USA Championship at Hattiesburg, Miss. (No. 5 Seed)

May 25 L, 5-6 ECU; May 26 W, 7-5 UAB; May 27 W, 6-4 ECU; May 28 L, 1-10 Tulane

Record: 2-2 (t-3rd)

All-Tournament Team: INF: Dustin Kingsbury

2004

Conference USA Championship at Cougar Field (No. 4 Seed)

May 24 W, 9-5 TCU; May 25 W, 6-5 ECU; May 27 L, 3-8 TCU; May 27 L, 4-5 TCU

Record: 2-2 (t-3rd)

All-Tournament Team: DH: Kevin Roberts

2003

Conference USA Championship at New Orleans, La. (No. 4 Seed)

May 21 W, 2-1 ECU; May 22 L, 2-7 Southern Miss; May 23 L, 0-5 ECU

Record: 1-2 (t-5th)

2002

Conference USA Tournament at Kinston, N.C. (No. 1 Seed)

May 21 W, 5-0 Saint Louis; May 23 W, 7-1 Southern Miss; May 25 W, 7-2 Tulane; May 26 L, 0-4 ECU

Record: 3-1 (Runner-Up)

All-Tournament Team: OF: Michael Bourn, C: Chris Snyder

2001

Conference USA Tournament at New Orleans, La. (No. 2 Seed)

May 16 L, 2-6 Southern Miss; May 17 L, 5-6 Louisville

Record: 0-2

2000

Conference USA Tournament at St. Petersburg, Fla. (No. 1 Seed)

May 17 W, 4-3 Louisville; May 18 L, 1-6 Charlotte; May 19 W, 19-6 South Florida; May 20 W, 3-0 Charlotte; May 20 W, 14-2 Charlotte; May 21 W, 7-4 Cincinnati

Record: 5-1 (Champions)

Most Outstanding Player: C: Jarrod Bitter; All-Tournament Team: C: Jarrod Bitter, INF: Sean Allen, OF: Brandon Caraway, P: Shane Nance

1999

Conference USA Tournament at Millington, Tenn. (No. 1 Seed)

May 19 W, 14-4 Saint Louis; May 20 W, 14-3 South Florida; May 22 W, 3-0 Saint Louis; May 23 L, 9-12 Tulane

Record: 3-1 (Runner-Up)

All-Tournament Team: C: Jarrod Bitter, INF: Brandon Caraway, P: Bryan Moore, Shane Nance

1998

Conference USA Tournament at New Orleans, La. (No. 2 Seed)

May 13 W, 3-2 Memphis; May 14 L, 5-6 Charlotte; May 15 L, 5-6 Southern Miss

Record: 1-2

All-Tournament Team: OF: Brandon Caraway, OF: Eric Lee

1997

Conference USA Tournament at New Orleans, La. (No. 2 Seed)

May 14 W, 13-4 Saint Louis; May 15 W, 2-0 South Florida; May 17 L, 5-6 UAB; May 17 W, 10-8 UAB; May 18 W, 22-7 Charlotte

Record: 4-1 (Champions)

Most Outstanding Player: C: Scottie Scott; All-Tournament Team: C: Scottie Scott, DH: Jason Schreiber, INF: Shaun Skrehot, OF: Goeffrey Tomlinson

1996

SWC Tournament at Lubbock, Texas

May 15 L, 5-11 Texas Tech; May 16 L, 10-12 Texas A&M

Record: 0-2



1990

SWC Tournament
at Austin, Texas

May 17	L, 1-9	Texas
May 18	W, 11-0	Rice
May 19	W, 7-1	Arkansas
May 19	L, 4-6	Texas

Record: 2-2

Most Outstanding Player: INF: Ricky Torres
All-Tournament Team: INF: Ricky Torres, **INF:** Scott Sheldon **DH:** Keith Darter, **C:** Fred Hinojosa, **P:** Ben Weber

1989

SWC Tournament
at College Station, Texas

May 18	L, 3-15	Texas A&M
May 19	L, 4-5	Arkansas

Record: 0-2

1987

SWC Tournament
at Austin, Texas

May 15	L, 3-4	Texas
May 16	W, 11-7	Texas A&M
May 17	L, 9-14	Arkansas

Record: 1-2

Most Outstanding Player: P: Larry Coker
All-Tournament Team: P: Larry Coker, **OF:** Lonnie Walker

1985

SWC Tournament
at Fayetteville, Ark.

May 17	L, 0-5	Texas
May 18	W, 5-4	Baylor
May 19	L, 6-14	Texas

Record: 1-2

1983

SWC Tournament
at Austin, Texas

May 13	L, 3-4	Arkansas
May 14	W, 4-2	Rice
May 15	L, 7-9	Arkansas

Record: 1-2

All-Tournament Team: OF: Steve Seberger, **2B:** Corky Swindell

1982

SWC Tournament
at College Station, Texas

May 14	L, 6-9	Arkansas
May 15	W, 13-6	Texas A&M
May 16	W, 9-8	Arkansas
May 16	L, 5-10	Texas

Record: 2-2

Most Outstanding Player: DH: Dale Oliver
All-Tournament Team: DH: Dale Oliver, **OF:** Wes Gregersen, **INF:** Jeff Jacobson

1981

SWC Tournament
at Austin, Texas

May 15	W, 7-2	Arkansas
May 17	L, 3-9	Texas
May 17	L, 3-9	Arkansas

Record: 1-2

All-Tournament Team: 1B: Chuck Shirley, **OF:** Rusty Snyder

1978

SWC Tournament
at Austin, Texas

May 12	W, 8-6	Texas A&M
May 12	L, 4-8	Baylor
May 13	W, 17-10	Texas A&M
May 14	L, 3-11	Baylor

Record: 2-2

All-Tournament Team: DH: Terry Byrum, **1B:** Bobby Hollas, **OF:** Donny Randell

1959

MVC Playoffs

W, 2-1	Bradley
L, 8-10	Bradley
L, 0-6	Bradley

Record: 1-2

1951

MVC Championships
at Tulsa, Okla.

W, 9-2	Bradley
W, 11-2	Bradley

Record: 2-0 (Champions)

POSTSEASON GLORY

6 Conference Tournament Titles

2017, 2014, 2008, 2000, 1997, 1951

13 Conference Tournament Championship Game
Appearances2022, 2017, 2016, 2015, 2014, 2011, 2008, 2006, 2002,
2000, 1999, 1997, 1951

36 Conference Tournament Berths

2022, 2021, 2019, 2018, 2017, 2016, 2015, 2014, 2013,
2012, 2011, 2010, 2009, 2008, 2007, 2006, 2005, 2004,
2003, 2002, 2001, 2000, 1999, 1998, 1997, 1996, 1990,
1989, 1987, 1985, 1983, 1982, 1981, 1978, 1959, 1951

74 Conference All-Tournament Team Members

8 Conference Tournament Most Outstanding Players



REGULAR-SEASON TOURNAMENT HISTORY

REGULAR-SEASON TOURNAMENTS

Table with columns: Tournament Name, W, L, Pct., Last Time. Lists various tournaments from 2004 to 1995.

2024 (1-2)

Astros Foundation College Classic
Minute Maid Park • Houston, Texas
March 1 L, 7-8 (10) Texas State
March 2 L, 1-3 #9 Vanderbilt
March 3 W, 13-10 (11) Louisiana
All-Tournament Team: P Jaxon Jelkin

2023 (1-2)

Kleberg Bank College Classic
Whataburger Field • Corpus Christi, Texas
Feb 24th W, 14-5 Utah
Feb 25th L, 2-12 (7) TAMCC
Feb 26th L, 8-10 Incarnate Word
All-Tournament Team: None awarded

2022 (0-3)

MLB4 Tournament
Salt Rivers Field • Scottsdale, Ari.
Feb 18th L, 2-4 Cal
Feb 19th L, 3-4 San Diego State
Feb 20th, L, 0-10 TCU
All-Tournament Team: None awarded

2021 (2-1)

Kleberg Bank College Classic
Whataburger Field • Corpus Christi, Texas
Feb. 26 L, 2-3 A&M-Corpus Christi
Feb. 27 W, 14-1 A&M-Corpus Christi
Feb. 28 W, 4-3 A&M-Corpus Christi
All-Tournament Team: None awarded

2020 (1-2)

Round Rock Classic
Dell Diamond • Round Rock, Texas
Feb. 21 W, 11-4 #25 Stanford
Feb. 22 L, 4-8 Tennessee
Feb. 23 L, 2-3 (10) #1 Texas Tech
All-Tournament Team: INF: Ryan Hernandez, OF: Blake Way

2019 (0-3)

Shriners Hospitals for Children College Classic
Minute Maid Park • Houston, Texas
March 1 L, 6-10 #16TCU
March 2 L, 4-9 Texas State
March 3 L, 2-3 #23 Texas A&M
All-Tournament Team: P: Rey Fuentes III

2018 (0-3)

Shriners Hospitals for Children College Classic
Minute Maid Park • Houston, Texas
March 2 L, 2-14 (7) #6 Kentucky
March 3 L, 2-3 (12) #21 Mississippi State
March 4 L, 4-9 #5 Vanderbilt
All-Tournament Team: P: Aaron Fletcher

2017 (2-1)

Kleberg Bank College Classic
Whataburger Field • Corpus Christi, Texas
Feb. 24 L, 2-4 Missouri
Feb. 25 W, 11-5 Illinois
Feb. 26 W, 4-2 Texas A&M-Corpus Christi
All-Tournament Team: INF: Jake Scheiner, INF: Jared Triolo, P: John King, P: Seth Romero

2016 (0-3)

Shriners Hospitals for Children College Classic
Minute Maid Park • Houston, Texas
Feb. 26 L, 2-3 #23 Texas Tech
Feb. 27 L, 3-12 #18 Arkansas
Feb. 28 L, 1-10 #13 TCU
All-Tournament Team: INF: Joe Davis

2015 (1-2)

Houston College Classic
Minute Maid Park • Houston, Texas
March 6 L, 2-4 #2 LSU
March 7 L, 0-6 #11 Texas A&M
March 8 W, 8-6 Hawaii
All-Tournament Team: INF Josh Vidales, Chris Iriart

2014 (3-3)

Houston College Classic (1-2)
Minute Maid Park • Houston, Texas
Feb. 28 W, 9-0 #26 Texas Tech
March 1 L, 2-3 #15 Texas
March 2 L, 1-2 #12 TCU
Most Outstanding Player: P: Aaron Garza
All-Tournament Team: P: Aaron Garza, INF: Casey Grayson, DH: Jacob Lueneburg, OF: Kyle Survance

Dodgertown Classic (2-1)

Los Angeles, Calif.
March 7 W, 6-1 at USC
March 8 W, 4-3 at #9 UCLA
March 9 L, 0-3 at Pepperdine

2013 (2-1)

Houston College Classic (2-1)
Minute Maid Park • Houston, Texas
March 1 W, 7-4 #30 Texas A&M
March 2 W, 4-1 Baylor
March 3 L, 4-10 Cal
All-Tournament Team: INF: Josh Vidales, DH: Kyle Kirk, C: Caleb Barker

2012 (2-1)

Houston College Classic (2-1)
Minute Maid Park • Houston, Texas
March 2 W, 7-4 Tennessee
March 3 W, 4-1 #4 Arkansas
March 4 L, 4-10 #24 Texas Tech
All-Tournament Team: DH: Cory Kay, P: Jared Ray

2011 (1-2)

Houston College Classic (1-2)
Minute Maid Park • Houston, Texas
March 4 L, 2-5 Baylor
March 5 W, 8-5 Kentucky
March 6 L, 4-11 Texas A&M
All-Tournament Team: C: John Cannon, INF: Jake Runte

2010 (3-0)

Houston College Classic
Minute Maid Park • Houston, Texas
March 5 W, 3-0 Missouri
March 6 W, 1-0 No. 3 Texas
March 7 W, 15-8 Texas Tech
All-Tournament Team: P: Michael Goodnight, INF: Blake Kelso, DH: M.P. Cokinos

2009 (0-3)

Houston College Classic
Minute Maid Park • Houston, Texas
Feb. 27 L, 3-2 #6 Baylor
Feb. 28 L, 13-7 #5 UC Irvine
March 1 L, 5-3 #1 Texas A&M

2008 (1-2)

Houston College Classic
Minute Maid Park • Houston, Texas
Feb. 29 W, 5-4 Texas Tech
March 1 L, 5-8 Oklahoma
March 2 L, 7-8 #3 Texas
All-Tournament Team: P: Wes Musick, INF: Bryan Pounds, OF: Jake Stewart

2007 (3-3)

Houston College Classic (1-2)
Minute Maid Park • Houston, Texas
Feb. 9 W, 4-2 #20 Baylor
Feb. 10 L, 2-3 Texas A&M
Feb. 11 L, 1-11 #6 Arizona State
All-Tournament Team: P: Aaron Brown, DH: Jimmy Cesario

Southwest Diamond Classic (2-1)

Co-Champions
Dr. Pepper Ballpark • Frisco, Texas
Feb. 22 W, 12-10 UTSA
Feb. 23 L, 5-7 Dallas Baptist
Feb. 24 W, 8-3 Texas-Arlington
All-Tournament Team: OF: Felix Fanaselle, INF: Ryan Lormand

2006 (1-2)

Houston College Classic
Minute Maid Park • Houston, Texas
Feb. 12 L, 1-3 #1 Texas
Feb. 11 L, 4-6 #19TCU
Feb. 13 W, 5-1 Texas Tech
Most Outstanding Player: UTL: Brad Lincoln
All-Tournament Team: UTL: Brad Lincoln

2005 (1-2)

Houston College Classic
Minute Maid Park • Houston, Texas
Feb. 11 L, 6-8 #10 Baylor
Feb. 12 L, 2-3 #23 Oklahoma State
Feb. 13 W, 6-1 #9 Texas A&M
All-Tournament Team: UTL: Matt Farrington, UTL: Brad Lincoln

2004 (2-4)

Houston College Classic (1-2)
Minute Maid Park • Houston, Texas
Feb. 13 W, 12-4 Kansas State
Feb. 14 L, 7-12 (11) Texas Tech
Feb. 15 L, 5-6 #4 Texas
All-Tournament Team: INF/P: Brett Cooley, OF: Travis Tully, INF: Stuart Musslewhite

Aztec Invitational (1-2)

PETCO Park • San Diego, Calif.
March 11 L, 0-4 at San Diego State
March 13 L, 6-11 San Diego
March 14 W, 7-6 UCLA

2003 (2-4)

Battle at the Beach (1-2)
Eddy D. Field Stadium • Malibu, Calif.
Feb. 7 L, 2-4 (12) UC Santa Barbara
Feb. 8 W, 2-0 at #43 Pepperdine
Feb. 9 L, 1-4 #47 Washington

Houston College Classic (1-2)
Minute Maid Park • Houston, Texas
Feb. 14 L, 4-14 #10 Baylor
Feb. 15 W, 7-2 Alabama
Feb. 16 L, 2-4 Texas A&M
All-Tournament Team: INF/P: Brett Cooley, P: Danny Zell

2002 (6-2)

Houston College Classic (2-1)
Astros Field • Houston, Texas
Feb. 8 W, 3-2 #16 Baylor
Feb. 9 L, 6-7 #9 Texas
Feb. 10 W, 2-1 #30 Texas A&M
All-Tournament Team: C: Chris Snyder, P/OF: Keith Whitley

Lone Star Classic (1-1)

Dell Diamond • Round Rock, Texas
Feb. 15 W, 3-0 #25 Texas Tech
Feb. 16 L, 3-4 at Texas State

Kia Bash (3-0)

Champions
Goodwin Field • Fullerton, Calif.
March 1 W, 7-3 at #8 Cal State Fullerton
March 2 W, 9-4 #17 USC
March 3 W, 8-6 #6 Miami (Fla.)
Most Outstanding Player: INF: Stuart Musslewhite
Most Outstanding Pitcher: P: Nathan Mitchell

2001 (3-3)

Houston College Classic (2-1)
Enron Field • Houston, Texas
Feb. 2 L, 7-16 Baylor
Feb. 3 W, 3-2 Texas
Feb. 4 W, 11-5 Texas Tech

Moore's Cup (1-2)

Tony Gwynn Stadium • San Diego, Calif.
Feb. 9 L, 2-3 at San Diego State
Feb. 10 W, 13-7 at San Diego State
Feb. 11 L, 4-5 at San Diego State

2000 (2-1)

Houston Hilton Plaza Invitational
Cougar Field • Houston, Texas
Feb. 18 W, 9-0 Oral Roberts
Feb. 19 L, 1-3 Oklahoma
Feb. 20 W, 7-4 Sam Houston State

1999 (2-2)

Adams' Mark/Houston Invitational (1-2)
Cougar Field • Houston, Texas
Feb. 19 L, 1-6 Oklahoma
Feb. 20 W, 4-3 (10) Vanderbilt
Feb. 21 L, 2-8 (22) #21 Baylor

Moore's Cup (1-0)

Cougar Field • Houston, Texas
Feb. 27 W, 15-5 San Diego State



1998 (2-3)

Moores' Cup (0-2)

Tony Gwynn Stadium • San Diego Calif.

Feb. 7	L, 5-17	Washington
Feb. 7	L, 3-10	at San Diego State

Marriott West Loop Invitational (2-1)

Cougar Field • Houston

Feb. 20	L, 4-5	Oklahoma
Feb. 21	W, 9-2	Kansas
Feb. 22	W, 9-4	UCF

1997 (2-1)

Marriott West Loop Invitational

Cougar Field • Houston

Feb. 21	W, 5-4	Oklahoma
Feb. 22	W, 15-6	UCF
Feb. 23	L, 1-2	Texas State

1996 (1-3)

SWC First Pitch Tournament

Cougar Field & Cameron Field • Houston, Texas

March 14	L, 3-9	Rice
^ March 15	L, 5-14	Texas Tech
March 16	W, 7-5	Baylor
March 17	L, 7-22	Texas

^ - Played at Cameron Field

1995 (2-5)

Winn-Dixie Showdown (2-1)

Louisiana Superdome • New Orleans, La.

Feb. 17	L, 2-8	New Orleans
Feb. 18	W, 4-3	LSU
Feb. 19	W, 7-6	Tulane

SWC First Pitch Tournament (0-4)

Cougar Field & Cameron Field • Houston, Texas

March 16	L, 5-8	Rice
^ March 17	L, 7-9	Texas Tech
March 18	L, 1-2	Baylor
March 19	L, 4-5	Texas

^ - Played at Cameron Field

1994 (2-1)

Cougar Classic

Cougar Field • Houston Texas

March 11	L, 2-5	Creighton
March 13	W, 11-3	Indiana State
March 13	W, 10-3	Chicago State

All-Tournament Team: INF: Brad Towns, INF: J.J. Matzke, INF: Kyle Rigsby, OF: Carlos Perez

1993 (0-3)

Louisiana Classics

M.L. "Tigue" Moore Field • Lafayette, La.

March 5	L, 9-28	Oklahoma State
March 6	L, 2-6	Mississippi
March 7	L, 5-7	at UL Lafayette

All-Tournament Team: OF: Shane Buteaux, INF: Ricky Freeman

1990 (1-3)

Olive Garden Classic

Osceola County Stadium • Kissimmee, Fla.

Feb. 17	L, 0-3	Long Beach State
Feb. 17	W, 4-3	UCF
Feb. 18	L, 3-10	Illinois
Feb. 18	L, 5-12	UCF

1989 (3-2)

Louisiana Classics (2-1)

M.L. "Tigue" Moore Field • Lafayette, La.

March 3	W, 6-4	Ohio State
March 4	L, 2-6	USC
March 4	W, 2-0	at UL Lafayette

USA Diamond Club Classic (1-1)

Eddie Stanky Field • Mobile, Ala.

April 4	L, 2-4	Auburn
April 5	W, 8-4	Alabama

1986 (2-1)

Louisiana Classics

M.L. "Tigue" Moore Field • Lafayette, La.

Feb. 21	W, 8-6	at UL Lafayette
Feb. 22	W, 20-3	Texas-Pan American
Feb. 23	L, 2-3	Tulane

1985 (0-1)

Texas-Pan American Tournament

Jody Ramsey Stadium • Edinburg, Texas

March 14	L, 0-7	#4 Oklahoma
----------	--------	-------------

1979 (2-2)

Citrus Tournament

Jody Ramsey Stadium • Edinburg, Texas

March 12	W, 6-1	Texas-Pan American
March 13	W, 9-4	Arkansas State
March 14	L, 2-5	Texas-Pan American
March 15	L, 2-3	Northern Illinois

Games in **BOLD** Played at Cougar Field

YEAR-BY-YEAR REGULAR-SEASON TOURNAMENTS HISTORY

Year	Tournaments	W	L	Pct.
2024	1	1	2	.333
2023	1	1	2	.333
2022	1	0	3	.000
2021	1	2	1	.667
2020	1	1	2	.333
2019	1	0	3	.000
2018	1	0	3	.000
2017	1	2	1	.667
2016	1	0	3	.000
2015	1	1	2	.333
2014	2	3	3	.500
2013	1	2	1	.667
2012	1	2	1	.667
2011	1	1	2	.333
2010	1	3	0	1.000
2009	1	0	3	.000
2008	1	1	2	.333
2007	2	3	3	.500
2006	1	1	2	.333
2005	1	1	2	.333
2004	2	2	4	.333
2003	2	2	4	.333
2002	3	6	2	.750
2001	2	3	3	.500
2000	1	2	1	.667
1999	2	2	2	.500
1998	2	2	3	.400
1997	1	2	1	.667
1996	1	1	3	.250
1995	2	2	5	.286
1994	1	2	1	.667
1993	1	0	3	.000
1992	0	0	0	.000
1991	0	0	0	.000
1990	1	0	3	.000
1989	2	3	2	.600
1988	0	0	0	.000
1987	0	0	0	.000
1986	1	2	1	.667
1985	1	0	1	.000
1984	0	0	0	.000
1983	0	0	0	.000
1982	0	0	0	.000
1981	0	0	0	.000
1980	0	0	0	.000
1979	1	2	2	.500
Totals	48	58	83	.411



CLASS RECORDS

SENIOR

HITTING


Batting Average:	.435 (57-for-131), Tom Paciorek (1967)
Home Runs:	18, Joe Davis (2019)
RBI:	61, Tyson Schweitzer (2000)
Runs:	80, Dustin Carr (1997)
Doubles:	32, Dustin Carr (1997)
Triples:	8, Phil Lewis (1993)
Stolen Bases:	36, Trey Williams (1969)
Walks:	57, John Altobelli (1985)



DUSTIN CARR

PITCHING

Innings Pitched:	113.2, Austin Pruitt (2013)
Wins:	13, Jody Supak (1987)
Strikeouts:	88, Bob Peters (1962)
ERA:	1.17 (9 ER-69.0 IP), Tyler Ford (2014), 1.17 (6 ER-46.1 IP), Chase Wellbrock (2014)
Saves:	12, Chase Wellbrock (2014)
Strikeouts per 9 Innings:	9.6 (80 K, 75.0 IP), Johnny Hatcher (1973)



JODY SUPAK


FIELDING

Total Chances:	634, J.P. Woodward (2000)
Putouts:	598, J.P. Woodward (2000)
Assists:	215, Aaron Melebeck (2000)

JUNIOR

HITTING

Batting Average:	.427 (106-for-248), Goefrey Tomlinson (1997)
Home Runs:	23, Pat Hewes (1986)
RBI:	71, Chris Snyder (2002)
Runs:	74, Goefrey Tomlinson (1997)
Doubles:	29, Goefrey Tomlinson (1997)
Triples:	8, Frankie Ratcliff (2013)
Stolen Bases:	33, Shaun Skrehot (1997)
Walks:	47, Chris Snyder (2002)



GOEFREY TOMLINSON

PITCHING

Innings Pitched:	138.1, Kyle Crowell (2000)
Wins:	13, Kyle Crowell (2000)
Strikeouts:	154, Brad Sullivan (2003)
ERA:	1.39 (11 ER, 71.1 IP), Bob Peters (1960)
Saves:	12, Ben Sears (2022) Justin Vaclavik (2005)
Strikeouts per 9 Innings:	15.87 (85 K, 48.2 IP), Seth Romero (2017)



KYLE CROWELL

FIELDING

Total Chances:	575, Chris Snyder (2002)
Putouts:	543, Chris Iriart (2015)
Assists:	217, Connor Hollis (2017)

SOPHOMORE

HITTING

Batting Average:	.422 (84-for-199), Corky Swindell (1983)
Home Runs:	13, Chris Snyder (2001)
RBI:	61, Jarrod Bitter (2000)
Runs:	74, Brandon Caraway (1998)
Doubles:	19, Stuart Musslewhite (2003), 19, Fred Hinojosa (1988)
Triples:	5, Bill McLain (1970)
Stolen Bases:	32, Michael Bourn (2002)
Walks:	47, Lael Lockhart Jr. (2018)



CHRIS SNYDER

PITCHING

Innings Pitched:	132.2, Mike Walker (1985)
Wins:	13, Brad Sullivan (2002)
Strikeouts:	157, Brad Sullivan (2002)
ERA:	1.15 (10 ER, 78.0 IP), Tom Wenmoth (1964)
Saves:	15, Ryan Wagner (2003)
Strikeouts per 9 Innings:	16.8 (148 K, 79.1 IP), Ryan Wagner (2003)



BRAD SULLIVAN


FIELDING

Total Chances:	493, Chris Snyder (2001)
Putouts:	447, Anthony Tulimero (2022)
Assists:	203, Stuart Musslewhite (2003)

FRESHMAN

HITTING

Batting Average:	.397 (46-for-116), J.J. Matzke (1993)
Home Runs:	14, Joe Davis (2016)
RBI:	58, Joe Davis (2016)
Runs:	55, Michael Bourn (2001)
Doubles:	17, Joe Davis (2016) & Matt Farrington (2003)
Triples:	4, Ace Reese (2024), 4, Connor Wong (2015), 4, Phil Lewis (1990), 4, Derrick Dietrich (1990)
Stolen Bases:	35, Michael Bourn (2001)
Walks:	50, Michael Bourn (2001)



MICHAEL BOURN

PITCHING

Innings Pitched:	103.1, Shane Nance (1997)
Wins:	8, Chase Dempsay (2008)
Strikeouts:	106, Shane Nance (1997)
ERA:	1.29 (56.0 IP, 8 ER), Trey Cumbie (2016)
Saves:	11, Chase Dempsay (2008)
Strikeouts per 9 Innings:	9.6 (92 K, 83.1 IP), Seth Romero (2015)



SHANE NANCE

FIELDING

Total Chances:	575, Justin Montemayor (2013)
Putouts:	536, Justin Montemayor (2013)
Assists:	195, Connor Wong (2015)



INDIVIDUAL RECORDS

Games Played

Season:	67, Stuart Musslewhite (2003), Scott Sheldon (1990), Keith Darter (1990)
Career:	246, Brandon Caraway (1997-00)

Consecutive Games Played

Season:	189, Kris Wilken (2/7/98-6/4/00)
----------------	----------------------------------

HITTING

Batting Average

Season:	.435, Tom Paciorek (1967)
Career:	.375, Corky Swindell (1982-83)

Home Runs

Game:	3, Ryan Hernandez, vs. UTA (3/27/21), 3, Connor Wong, vs. Tulane (4/23/17), Jake Scheiner, vs. Alabama State (3/19/17), Austin Gracey, vs. UTSA (4/13/10), Jake Stewart, at UAB (4/18/08), J.P. Woodward, vs. Louisville (3/20/99), Mark Grimes, vs. Trinity (4/23/85)
Season:	23, Pat Hewes (1986)
Career:	53, Joe Davis (2016-19)

Runs Batted In

Game:	9, Bobby Hollas, vs. Northwestern State (3/6/79)
Season:	71, Chris Snyder (2002)
Career:	223, Joe Davis (2016-19)

At Bats

Game:	9, five players, most recently; Chris Iriart & Kyle Survance, vs. Rice (5/31/15)
Season:	277, Brandon Caraway (2000)
Career:	1,006, Brandon Caraway (1997-00)

Runs

Game:	5, seven players, most recently; Tyler Bielamowicz at Tulane (4/13/18)
Season:	80, Dustin Carr (1997)
Career:	238, Brandon Caraway (1997-00)

Hits

Game:	6, Frankie Ratcliff, vs. A&M-Corpus Christi (3/5/14)
Season:	108, Dustin Carr (1997)
Career:	324, Brandon Caraway (1997-00)

Longest Hitting Streak

Overall:	40 games, Brandon Caraway (4/11/98 - 3/16/99)
In-Season:	22 games, Brett Cooley (4/2 - 5/14, 2002)

Doubles

Game:	3, 11 players, most recently; Justin Murray vs Louisiana (3/3/24)
Season:	32, Dustin Carr (1997)
Career:	63, Brandon Caraway (1997-00)

Triples

Game:	2, seven players, most recently; Ashford Fulmer vs. Harvard (3/20/13)
Season:	8, Frankie Ratcliff (2013), Phil Lewis (1993)
Career:	19, Phil Lewis (1990-93)

Extra-Base Hits

Game:	4, six players, most recently; Connor Wong vs. Tulane (4/23/17 - 3 HR & 3B)
Season:	48, Goefrey Tomlinson (1997)
Career:	82, Brandon Caraway (1997-00)

Total Bases

Game:	15, 3x last Brandon Uhse (2022)
Season:	189, Goefrey Tomlinson (1997)
Career:	503, Joe Davis (2016-19)

Slugging Percentage

Season:	.847, Cary Arbolida (2024)
Career:	.678, Omar Brewer (1987)

On-Base Percentage

Season:	.564, Richard Arnold (1955)
Career:	.470, Rayner Noble (1980-83)

Stolen Bases

Game:	6, David Vinson, vs. Northwestern State (4/7/71)
Season:	36, Trey Williams (1969)
Career:	94, Brandon Caraway (1997-00)

Toughest to Strike Out

Season:	49.7 (4-199), Corky Swindell (1983)
Career:	27.2 (14-381), Corky Swindell (1982-83)

Strikeouts

Game:	5, Kobe Hyland vs. Northwestern State (2/17/19)
Season:	69, Chris Iriart (2015)
Career:	197, Justin Montemayor (2013-16)

Hit by Pitch

Game:	3, Brandon Caraway vs. Northwestern State (2/16/97), Chris Wallace, vs. McNeese (5/5/09)
Season:	21, Landon Appling (2011)
Career:	52, Landon Appling (2011-14)

Bases on Balls

Game:	5, five players, most recently; Josh Vidales vs. Texas Southern (4/16/13)
Season:	57, John Altobelli (1985)
Career:	133, Josh Vidales (2013-16)

Sacrifice Bunts

Game:	3, twice, most recently; Connor Hollis vs. UConn (5/25/17)
Season:	14, Kyle Lovelace (2019)
Career:	36, Zak Presley (2008-10)

Sacrifice Flies

Game:	2, 10 players, most recently; Connor Hollis vs. ECU (4/7/17)
Season:	8, Jayme Sperring (1998), Kris Wilken (2000)
Career:	15, Kris Wilken (1998-00)

PITCHING

Appearances

Season:	38, Ryan Wagner (2003)
Career:	94, Larry Coker (1984-87)

Wins

Season:	13, Brad Sullivan (2002), Kyle Crowell (2000), Jody Supak (1987)
Career:	32, Shane Nance (1997-00)

Consecutive Wins

Season:	11, Brad Lincoln (2/24/06 - 6/2/06), Jody Supak (1986-87)
----------------	--

Losses

Season:	9, Mike Walker (1986)
Career:	19, Mike Walker (1984-86)

Winning Percentage

Season:	1.000 (9-0), Tyler Ford (2014)
Career:	.917 (11-1), Tyler Ford (2013-14)

Saves

Season:	15, Ryan Wagner (2003)
Career:	24, Chase Wellbrock (2011-14)

Earned Run Average

Season:	1.15, Tom Wenmoth (1964)
Career:	1.86, Bob Peters (1959-62)

Complete Games

Season:	9, Steve Brewer (1972), Tom Lukish (1979)
Career:	23, Johnny Hatcher (1970-73)

Shutouts (Shutouts & Combined Shutouts)

Season:	5, Bob Peters (1962)
Career:	10, Ben Weber (1989-91)

Innings Pitched

Game:	15.0 innings, Jimmy McGee vs. Corpus Christi (4/13/63), Jeff Haas vs. Rice (4/11/92)
Game - Relief:	12.0 innings, James Ripple vs. Baylor (3/13/70), Steve Boron vs. TCU (3/7/75)
Season:	138.1, Kyle Crowell (2000)
Career:	411.1, Shane Nance (1997-00)

Consecutive Shutout Innings Pitched

Game:	12.0, Steve Boron vs. TCU (3/7/75)
Season:	36.2, Kyle Crowell (1999)

Strikeouts

Game:	16, Brad Sullivan, twice, vs. Saint Louis (4/18/03), vs. Memphis (4/12/02)
Season:	157, Brad Sullivan (2002)
Career:	409, Brad Sullivan (2001-03)

Strikeouts Per Nine Innings

Season:	16.8, Ryan Wagner (148 K, 79.1 IP, 2003) <i>NCAA Division I single-season record</i>
Career:	11.5, Seth Romero (290 K, 226.1 IP, 2015-17)

Runs Allowed

Game:	12, Pete Magre vs. USC (5/25/90)
Season:	89, Mike Walker (1985)
Career:	206, Jon McDonald (1995-98)

Earned Runs Allowed

Game:	12, Pete Magre vs. USC (5/25/90)
Season:	62, Shane Nance (1999)
Career:	176, Jon McDonald (1995-98)

Hits Allowed

Game:	16, Billy Blum vs. Arkansas (4/21/78)
Season:	136, Mike Walker (1985)
Career:	368, Shane Nance (1997-00)

Fewest Walks Allowed (per nine inn.)

Season:	0.65, Tyler Ford (5 BB, 69.0 IP, 2014)
Career:	0.96, Tyler Ford (10 BB, 90.0 IP, 2013-14)

Walks Allowed

Game:	12, Tom Thomson vs. Sam Houston State (1960), Matt Beech vs. Rice (4/14/93)
Season:	69, Stuart Stauffacher (1985)
Career:	161, Shane Nance (1997-00)

Wild Pitches

Game:	4, five players, most recently; Nathan Medrano vs. Incarnate Word (3/6/22)
Season:	14, Shane Nance (1997)

Career:	37, Shane Nance (1997-00)
----------------	---------------------------

FIELDING

Fielding Percentage

Season:	1.000, 18 players, most recently; Rey Fuentes III (2019)
Career:	.997, Matt Creel (2010-11)

Total Chances

Game:	24, J.P. Woodward vs. Baylor (2/21/99) Joe Davis vs. McNeese (2/20/19)
Season:	634, J.P. Woodward (2000)
Career:	1,426, Joe Davis (2016-19)

Putouts

Game:	23, J.P. Woodward vs. Baylor (2/21/99) Joe Davis vs. McNeese (2/20/19)
Season:	598, J.P. Woodward (2000)
Career:	1,351, Joe Davis (2016-19)

Assists

Game:	11, Scott Sheldon vs. Arkansas (5/19/90)
Season:	217, Connor Hollis (2017)
Career:	622, Josh Vidales (2013-16)

Errors

Game:	3, 22 players, most recently; Jared Triolo at UCF (5/16/19)
Season:	24, Connor Wong (2015)
Career:	55, Scott Sheldon (1988-91)

Double Plays Turned

Game:	4, nine players, most recently; Coldiron-Hollis-Lockhart-Scheiner vs. Baylor (6/3/17)
Season:	65, J.P. Woodward (2000)
Career:	150, Sean Allen (1998-01)

Double Play Combinations (since 1997)

Game:	4, Travis Cougot-Isa Garcia- Josh Stirneman at Southern Miss (4/15/06); Stuart-Musslewhite-Cole Bruce- Thanos Papavasiliou vs. Tulane (5/22/04)
Season:	37, Chris Iriart-Josh Vidales-Connor Wong (2015)
Career:	28, Aaron Melebeck-Sean Allen-J.P. Woodward (1999-00)



TEAM RECORDS

HITTING

At Bats
Game: 74, vs. Baylor (2/21/99)
Season: 2,325 in 1999

Runs
Inning: 17, 3rd inn. vs. Prairie View (2/18/87)
Game: 32, vs. Prairie View (2/18/87)
Season: 508 in 1997

Batting Average
Season: .327 in 1997

Hits
Game: 29, vs. Memphis (4/3/99)
Season: 759 in 1997

Doubles
Game: 10 vs. Southern (2/17/24)
Season: 157 in 2000

Triples
Game: 7, vs. McNeese (3/25/92)
(Tied for NCAA Record)
Season: 27 in 1990

Home Runs
Game: 8, at A&M-Corpus Christi (2/27/21)
Consecutive: 3, vs. Texas Southern (3/29/88)
Season: 83 in 1986

Extra-Base Hits
Game: 15, vs. Texas Southern (3/29/88)
Season: 248 in 2000

Total Bases
Game: 52, vs. Texas Southern (3/29/88)
Season: 1,143 in 1997

Slugging Percentage
Season: .515 in 1985

Runs Batted In
Game: 30, vs. Prairie View A&M (2/18/87)
Season: 457 in 1997

Stolen Bases
Game: 12, vs. Northwestern State (4/7/71)
Season: 152 in 1997

Strikeouts
Game: 20, vs. Baylor (3/2/99 - 22 innings)
Season: 471 in 2018 and 2023

Bases on Balls
Game: 17, vs. ULM (3/3/73)
Season: 341 in 1985, 1987

On-Base Percentage
Season: .447 in 1990

Sacrifice Bunts
Game: 6, vs. Memphis (4/18/10),
 at Cincinnati (3/22/03)
Season: 70 in 2011

Sacrifice Flies
Game: 3, 12 times, most recently;
 at South Florida (4/20/22)
Season: 53 in 1989

Runs Per Game
High: 8.06 in 1997
Low: 3.29 in 1972

Hits Per Game
High: 12.04 in 1997
Low: 6.45 in 1960

Bases on Balls Per Game
High: 5.59 in 1985
Low: 2.90 in 2021

Strikeouts Per Game
High: 8.22 in 2021
Low: 3.15 in 1977

PITCHING

Saves
Season: 22 in 2008

Earned Run Average
High: 6.54 in 2010
Low: 2.16 in 1960

Complete Games
Season: 28 in 1972

Shutouts
Season: 13 in 1977

Runs Allowed
Game: 28, vs. Oklahoma State (3/5/93)
Season: 420 in 2010

Earned Runs Allowed
Game: 25, vs. Rice (3/19/94)
Season: 364 in 2010

Consecutive Shutout Innings
Season: 36.0, 3/6/83 - 3/12/83

Innings Pitched
Game: 22.0, vs. Baylor (2/21/99)
Season: 598.1 in 2003

Strikeouts
Game: 21, vs. Saint Louis (5/17/05, 13 inn.),
 19, vs. Memphis (4/13/02; 9 inn.),
 vs. Memphis (4/12/02; 9 inn.)
Season: 605 in 2003

Hits Allowed
Game: 27, vs. USC (5/26/90)
Season: 639 in 2008

Bases on Balls Allowed
Game: 20, vs. USC (3/20/78)
Season: 334 in 2010

Strikeouts Per Game
High: 10.00 in 2024
Low: 3.68 in 1974

Bases on Balls Per Game
High: 6.27 in 1959
Low: 1.80 in 2014

Hits Allowed Per Game
High: 11.22 in 1980
Low: 6.07 in 1962

Runs Allowed Per Game
High: 7.49 in 1996
Low: 2.83 in 2014

FIELDING

Fielding Percentage
Season: .984 in 2022

Total Chances
Game: 100, vs. Baylor (2/21/99)
Season: 2,613 in 2003

Putouts
Game: 66, vs. Baylor (2/21/99)
(Tied NCAA record at the time)
Season: 1,793 in 2000

Assists
Game: 29, vs. Baylor (2/21/99)
Season: 741 in 1999

Errors
Game: 7, vs. Cal Poly (2009)
Season: 108 in 1993

Double Plays
Game: 5, vs. Santa Clara (2/27/10);
 vs. Louisiana Tech (3/3/92)
Season: 74 in 2000

SCHEDULE

Games Played
High: 67 in 2003, 1990
Low: 6 in 1947

Games Won
High: 48 in 2014, 2002, 2000
Low: 1 in 1947

Games Lost
High: 34 in 2021
Low: 5 in 1947

Consecutive Games Won
Season: 21, Feb. 19 to March 5, 1983

Consecutive Games Lost
In-Season: 10 games (1961)
Overall: 12 games (1960-1961)

Games Won at Home
High: 37 in 1989
Low: 3 in 1963
2 home wins during 2020 (season cut short due to COVID-19 pandemic)

Games Won on the Road
High: 21 in 2000
Low: 1 in 1963

Conference Games Won
High: 21 in 2000 (C-USA)
Low: 2 in 1948 (LSC)

Conference Games Lost
High: 21 in 1992 (SWC), 2021 (AAC), 2024 (Big 12)
Low: 0 in 1950 (GCC)

Conference Winning Percentage
High: 1.000 (4-0) in 1950 (GSC);
 .840 (21-4) in 2000 (C-USA)
Low: .167 (3-15) in 1993

Consecutive Conference Games Won
Season: 16 (C-USA),
 4/16/00 - 3/30/01

Consecutive Conference Games Lost
Season: 11 (SWC), 3/17/84 - 4/14/84
 11 (Big 12), 3/15/24 - 4/7/24

Consecutive Conference Series Won
Season: 11 (C-USA),
 5/7/99 - 4/15/02

Consecutive Conference Series Lost
Season: 9 (Big 12),
 3/14/24 - 5/18/24

MISCELLANEOUS

National Ranking
In-Season: No. 2 in 1983, 1982, 1967
Final: No. 2 in 1967

Largest Margin of Victory
Game: 32 (32-0), vs. Prairie View A&M (2/18/87)

Largest Margin of Defeat
Game: 21 (3-24), vs. Rice (5/27/10)

Longest Game
Innings: 22, vs. Baylor (2/21/99)
Time: 6:43, vs. Baylor (2/21/99)



TEAM NCAA POSTSEASON RECORDS

MISCELLANEOUS

Games Played
Season: 8 in 2003, 1967

Largest Margin of Victory
Game: 14 (17-3) vs. Baylor,
 (6/3/17, NCAA Houston Regional)

Largest Margin of Defeat
Game: 18 (22-4) at Texas A&M,
 (5/31/08, NCAA College Station Regional)

Longest Game
Time: 6:02, vs. Rice,
 (5/31/15, NCAA Houston Regional)

Innings: 20, vs. Rice,
 (5/31/15, NCAA Houston Regional)

Shortest Game
Time (9 inn.): 2:08, vs. Arizona State,
 (6/16/67, NCAA College World Series)

HITTING

Batting Average
Season: .322 (59-for-212) in 2002

At Bats
Game: 66, vs. Rice,
 (5/31/15, NCAA Houston Regional)
Season: 267 in 2003

Runs
Game: 17, vs. Baylor,
 (6/3/17, NCAA Houston Regional)
Season: 46 in 2003

Hits
Game: 20, vs. Baylor,
 (6/3/17, NCAA Houston Regional)
Season: 74 in 2003

Fewest Hits
Game: 3, vs. Rice,
 (5/27/00, NCAA Houston Regional)
Season: 14 in 2001

Runs Batted In
Game: 17, vs. Baylor,
 (6/3/17, NCAA Houston Regional)
Season: 41 in 2003

Doubles
Game: 4, twice, most recently;
 (6/3/17, vs. Baylor, NCAA Houston Regional)
Season: 14 in 2000

Triples
Game: 2,
 vs. Purdue,
 (6/3/18, NCAA Chapel Hill Regional),
 vs. Alabama,
 (5/31/03, NCAA College Station Regional),
 vs. Arizona State,
 (6/18/67, NCAA College World Series)
Season: 5 in 2003

Home Runs
Game: 3,
 vs. North Carolina,
 (6/3/18, NCAA Chapel Hill Regional),
 vs. Baylor,
 (6/3/17, NCAA Houston Regional),
 at Oklahoma (6/13/06, NCAA Norman Regional)
Season: 7 in 2018

Total Bases
Game: 35 vs. Baylor,
 (6/3/17, NCAA Houston Regional)
Season: 108 in 2003

Strikeouts
Game: 15, vs. Arizona State,
 (6/18/67, NCAA College World Series),
 vs. Boston College,
 (6/14/67, NCAA College World Series)
Season: 62 in 2003

Bases on Balls
Game: 10, vs. Alabama,
 (5/31/03, NCAA College Station Regional);
 vs. Boston College, (6/14/67, NCAA College World Series)
Season: 38 in 2000

Sacrifice Bunts
Game: 4, vs. UIC,
 (6/1/08, NCAA College Station Regional)
Season: 8 in 2003

Sacrifice Flies
Game: 3 at LSU,
 (6/2/14, NCAA Baton Rouge Regional)
Season: 5 in 2003, 2000

Stolen Bases
Game: 4, vs. Alabama,
 (5/31/03, NCAA College Station Regional)
Season: 10 in 1999

Hit by Pitch
Game: 4, at LSU,
 (6/2/14, NCAA Baton Rouge Regional)
Season: 7 in 2008

PITCHING

Saves
Season: 2 in 2008, 2003, 2000, 1987

Innings Pitched
Game: 20.0, vs. Rice,
 (5/31/15, NCAA Houston Regional)
Season: 72.0 in 2003

Strikeouts
Game: 21, vs. Rice,
 (5/31/15, NCAA Houston Regional)
Season: 56 in 2003

Runs Allowed
Game: 26, vs. USC,
 (5/25/90, NCAA South I Regional)
Season: 48 in 2003

Hits Allowed
Game: 27, vs. USC,
 (5/25/90, NCAA South I Regional)
Season: 75 in 2014

Earned Runs Allowed
Game: 26, vs. USC,
 (5/25/90, NCAA South I Regional)
Season: 38 in 2003

Fewest Hits Allowed
Game: 2, vs. Louisiana-Lafayette,
 (5/31/15, NCAA Houston Regional)
Season: 20 in 2001

FIELDING

Putouts
Game: 60, vs. Rice,
 (5/31/15, NCAA Houston Regional)
Season: 216 in 2003

Assists
Game: 25, vs. Rice,
 (5/31/15, NCAA Houston Regional)
Season: 87 in 2000

Errors
Game: 6, vs. Arizona State,
 (6/18/67, NCAA College World Series),
 vs. Stanford,
 (6/12/67, NCAA College World Series)
Season: 12 in 2003



MISCELLANEOUS

Games Played

Season: 8, Hyung Cho, Travis Tully, Cole Bruce, Michael Bourn, Matt Farrington, Stuart Musslewhite, Gabe Lucas, Brett Logan (2003)
Career: 16, Michael Bourn (2001-03), Hyung Cho (2001-03)

HITTING

Batting Average

Season: .565 (13-for-23), Jimmy Cesario (2002 NCAA College Station Regional)
Career: .459 (17-for-37), Aaron Melebeck (1999-00)

At Bats

Game: 9, twice, most recently; Kyle Survance & Chris Iriart (5/31/15, NCAA Houston Regional)
Season: 33, Stuart Musslewhite (2003)
Career: 62, Michael Bourn (2001-03)

Runs

Game: 4, Cole Bruce vs. Alabama, (5/31/03, NCAA College Station Regional), Bret Bartley vs. Southern Miss, (5/26/90, NCAA Central Regional)
Season: 11, Michael Bourn (2003)
Career: 16, Michael Bourn (2001-03)

Hits

Game: 4, 4x, most recently; Ryan Lormand, Jimmy Cesario, vs. Dallas Baptist (5/30/08, NCAA College Station Regional)
Season: 13, Jimmy Cesario (2008), Tom Paciorek (1967)
Career: 19, Michael Bourn (2001-03), Hyung Cho (2001-03)

Runs Batted In

Game: 4, 3x, most recently; Thanos Papavasiliou, Cole Bruce vs. Alabama (5/31/03, NCAA College Station Regional)
Season: 9, Cole Bruce (2003)
Career: 12, Hyung Cho (2001-03), J.P. Woodward (1999-00)

Doubles

Game: 2, 5x, most recently; Frankie Ratcliff vs. LSU (6/1/14, NCAA Baton Rouge Regional)
Season: 4, Ryan Lormand (2008)
Career: 6, Tyson Schweitzer (1999-00)

Triples

Game: 2, G.J. Cantu vs. Arizona State (6/18/67, NCAA College World Series)
Season: 3, Michael Bourn (2003)
Career: 3, Michael Bourn (2001-03)

Home Runs

Game: 1, 48x, most recently; Corey Julks vs. Texas A&M (6/5/17, NCAA Houston Regional)
Season: 3, Cole Bruce (2003), J.P. Woodward (1999), Tom Paciorek (1967)
Career: 5, J.P. Woodward (1999-00)

Total Bases

Game: 9, Cole Bruce vs. Alabama, (5/31/03, NCAA College Station Regional)
Season: 29, Tom Paciorek (1967)
Career: 33, J.P. Woodward (1999-00)

Strikeouts

Game: 4, Cole Bruce at Rice, (6/8/03, NCAA Houston Super Regional)
Season: 13, Cole Bruce (2003)
Career: 15, Tyson Schweitzer (1999-00)

Bases on Balls

Game: 5, J.P. Woodward vs. Rice, (5/28/00, NCAA Houston Regional)
Season: 8, Shane Nance (2000)
Career: 9, Eric Lee (1997-00)

Sacrifice Bunts

Game: 2, 5x, most recently; Cooper Coldiron vs. Iowa (6/2/17, NCAA Houston Regional)
Season: 3, Cooper Coldiron (2017), Travis Tully (2003)
Career: 3, Travis Tully (2003-05), Gabe Lucas (2001-03); Eric Lee (1997-00)

Sacrifice Flies

Game: 2, twice, most recently; Frankie Ratcliff vs. LSU (6/2/14, NCAA Baton Rouge Regional), J.P. Woodward vs. Rice (5/28/00, NCAA Houston Regional)
Season: 2, 3x, most recently; Travis Tully (2003)
Career: 2, 6x, most recently; Frankie Ratcliff (2014)

Stolen Bases

Game: 2, 3x, most recently; Hyung Cho vs. Alabama (5/31/03, NCAA College Station Regional)
Season: 3, 3x, most recently; Michael Bourn (2003)
Career: 4, Michael Bourn (2001-03), Brandon Caraway (1997-00)

Hit by Pitch

Game: 1, 30x, most recently; Joe Davis vs. Texas A&M (6/4/17, NCAA Houston Regional)
Season: 2, 4x, most recently; Connor Hollis (2014)
Career: 2, 5x, most recently; Connor Hollis (2014)

PITCHING

Appearances

Season: 5, Ryan Wagner (2003), Greg Runser (2000), Rick Brewer (1967)
Career: 9, Ryan Wagner (2002-03)

Wins

Season: 3, Bubba Hill (1967)
Career: 3, Ryan Wagner (2002-03), Bubba Hill (1967)

Losses

Season: 2, Jake Lemoine (2014), Brad Sullivan (2003), Duncan McAdoo (2000)
Career: 3, Brad Sullivan (2001-03)

Saves

Season: 2, Ryan Wagner (2003), Greg Runser (2000)
Career: 2, Ryan Wagner (2003), Greg Runser (2000)

Innings Pitched

Game: 9.1, Kyle Dowdy vs. Rice, (5/31/15, NCAA Houston Regional)
Season: 17.0, Kyle Crowell (2000), Rick Brewer (1967)
Career: 30.2, Brad Sullivan (2001-03)

Strikeouts

Game: 11, twice, most recently; Aaron Garza vs. Rice, (5/31/15, NCAA Houston Regional)
Season: 18, Ryan Wagner (2003)
Career: 25, Brad Sullivan (2001-03)

Runs Allowed

Game: 12, Pete Magre vs. USC, (5/25/90, NCAA South I Regional)
Season: 12, Pete Magre (1990)
Career: 15, Brad Sullivan (2001-03)

Earned Runs Allowed

Game: 12, Pete Magre vs. USC (5/25/90, NCAA South I Regional)
Season: 12, Pete Magre (1990)
Career: 14, Kyle Crowell (1998-00)

Hit Batters

Game: 2, 5x, most recently; Kyle Dowdy vs. Rice, (5/31/15, NCAA Houston Regional)
Season: 3, Brad Sullivan (2003)
Career: 5, Brad Sullivan (2001-03)

FIELDING

Putouts

Game: 24, Ian Rice, vs. Rice (5/31/15, NCAA Houston Regional)
Season: 77, J.P. Woodward (2000)
Career: 105, J.P. Woodward (1999-00)

Assists

Game: 7, twice, most recently; Connor Wong (5/31/15, NCAA Houston Regional)
Season: 30, Sean Allen (2000)
Career: 37, Sean Allen (1998-01)

Errors

Game: 3, Scott Sheldon at LSU, (5/26/90, NCAA South I Regional), Art Toombs vs. Arizona State, (6/18/67, NCAA College World Series)
Season: 6, Art Toombs (1967)
Career: 6, Art Toombs (1967-69)

Double Plays Turned

Game: 4, Connor Hollis (2B), vs. Baylor, (6/3/17, NCAA Houston Regional)
Season: 7, Sean Allen (2B), J.P. Woodward (1B) (2000)
Career: 9, J.P. Woodward (1999-00)



HOME FIELD RECORDS

TEAM
MISCELLANEOUS
Games Played**High:** 35 in 2000, 1999**Low:** 24 in 2021*Seven home games during 2020 (season cut short due to COVID-19 pandemic)***Largest Margin of Victory****UH:** 26 (27-1), vs. Prairie View A&M (2/20/24)**Opp.:** 21 (24-3), vs. Rice (5/27/10)**Longest Game****Time:** 6:43, vs. Baylor (2/21/99)**Innings:** 22, vs. Baylor (2/21/99)**Shortest Game****Time (9 inn.):** 1:50, vs. Grand Canyon (3/19/16)**Innings:** 5.0, vs. South Florida (4/24/16)**HITTING****At Bats****UH:** 74, vs. Baylor (2/21/99)**Opp.:** 75, Baylor (2/21/99)**Runs****UH:** 27, vs. Prairie View A&M (2/20/24)**Opp.:** 24, Rice (5/27/10)
ALL-TIME LEADERS
AT HOME
Home Runs

Rk. No.	Player	Years
1	22 Joe Davis	2016-19
2	18 J.P. Woodward	1999-00
3	16 Connor Wong	2015-17
4	15 Ryan Hernandez	2020-22
5	14 Bruce Rios	1996-99
6	13 Zach Arnold	2022-23
7	12 Dustin Carr	1994-97
	12 Brandon Uhse	2021-23
9	11 Chris Snyder	2000-02
10	10 Ian McMillan	2018-23
	Corey Julks	2015-17
	Jarrold Bitter	1998-00

Hits

Rk. No.	Player	Years
1	161 Brandon Caraway	1997-00
2	137 Joe Davis	2016-19
3	127 Eric Lee	1997-00
4	126 Blake Kelso	2008-10
5	124 Josh Vidales	2013-16
	124 Jake Stewart	2004-08
7	114 Zak Presley	2007-10
8	112 Kris Wilken	1998-00
9	111 Corey Julks	2015-17
10	110 Bruce Rios	1996-99

Hits**UH:** 22, vs. Sam Houston State (3/10/09)**Opp.:** 24, Rice (5/24/96)**Runs Batted In****UH:** 27, vs. Prairie View A&M (2/20/24)**Opp.:** 22, Rice (5/24/10)**Doubles****UH:** 10 vs Southern (4/17/24)**Opp.:** 9, UAB (5/4/97)**Triples****UH:** 3, 3x, most recently;
vs. ECU (3/22/13)**Opp.:** 2, 7x, most recently;
Rice (5/27/10)**Home Runs****UH:** 7, vs. UTA (3/26/23)**Opp.:** 8, vs. UTA (3/24/23)**Total Bases****UH:** 43, vs. UTA (3/26/23)**Opp.:** 45, Rice (5/27/10)**Strikeouts****UH:** 20, vs. Baylor (2/21/99)**Opp.:** 21, vs. Saint Louis (5/7/05)**Bases on Balls****UH:** 15, vs. Cincinnati (4/18/15)**Opp.:** 12, Sam Houston State (4/29/98)**Sacrifice Bunts****UH:** 6, vs. Memphis (4/18/10)**Opp.:** 6, UAB (4/8/01)**Sacrifice Flies****UH:** 3, 10x, most recently;
vs. Sam Houston (4/11/23)**Opp.:** 4, Texas Tech (4/8/95)**Stolen Bases****UH:** 10, vs. UAB (5/3/97)**Opp.:** 8, Texas State (2/18/96)**Hit by Pitch****UH:** 7, vs. Prairie View A&M (2/20/24)**Opp.:** 5, vs. TSU (2/28/23)**PITCHING****Innings Pitched****UH:** 22.0, vs. Baylor (2/21/99)**Opp.:** 22.0, Baylor (2/21/99)**Strikeouts****UH:** 23, vs. Rice (5/31/15)**Opp.:** 20, Baylor (2/21/99)**Earned Runs Allowed****UH:** 18, vs. Sam Houston State (3/10/09),
vs. Rice (5/27/10)**Opp.:** 27, Prairie View A&M (2/20/24)**Fewest Hits Allowed****UH:** 1, 5x, most recently;
vs. George Washington (3/26/16)**Opp.:** 1, vs. Northwestern State (3/11/95)**FIELDING****Putouts****UH:** 66, vs. Baylor (2/21/99)**Opp.:** 66, Baylor (2/21/99)**Assists****UH:** 29, vs. Baylor (2/21/99)**Opp.:** 28, Baylor (2/21/99)**Errors****UH:** 7, vs. Cal Poly (3/8/09)**Opp.:** 7, vs. LSU (2/24/02), vs. Illinois (2/28/98)
INDIVIDUAL
HITTING
At Bats**UH:** 9, five players, most recently;
Kyle Survance & Chris Iriart vs. Rice (5/31/15)**Opp.:** 10, Jaime Bubela, Baylor, (2/21/99)**Runs****UH:** 5, Hyung Cho vs. Texas State (4/8/03)
Tyler Bielamowicz at Tulane (4/13/18)**Opp.:** 5, Chad Huffman, TCU (3/28/04),
Danny Peoples, Texas (3/17/96),
Rick Hague, Rice (5/27/10)**Hits****UH:** 6, Frankie Ratcliff, vs. A&M-Corpus Christi (3/5/14)**Opp.:** 5, Nate Fisbeck (2/20/19),
Brad Wilcutt, Southern Miss (5/21/05),
Steve Kleen, Pepperdine (2/20/05),
Chad Huffman, TCU (3/28/04),
Brad Davis, Long Beach State (2/27/04),
Jordan Hart, Memphis vs. Southern Miss (5/24/04),
Will Hawkins, Louisiana-Lafayette (5/30/99),
Brett Smith, Rice (2/22/00),
Chris Seaman, Texas State (2/13/00)**Runs Batted In****UH:** 7,
Zach Arnold vs. UTA (3/26/23)Jake Scheiner vs. Alabama State (3/19/17),
Matt Creel vs. Santa Clara (2/26/10),
Bryan Pounds vs. Rice (3/26/08),
Brandon Caraway vs. South Florida (3/22/98),
Mike Medrano vs. South Florida (3/21/98),
Joaquin Martinez vs. Texas Southern (2/21/96),
Opp.: 7, Keith Graffagnini, Tulane (3/13/98)



Doubles

UH: 3,
Chase Dempsay vs. Sam Houston State (3/10/09)
Opp.: 4, Brad Willcutt, Southern Miss (5/21/05)

Triples

UH: 2, Mike Medrano vs. Tulane (3/15/98),
Tom Maleski vs. Louisiana Tech (3/1/95)
Opp.: 1, 81x

Home Runs

UH: 3, three times,
Zach Arnold vs. UTA (3/26/23),
Ryan Hernandez vs. UT Arlington (3/27/21),
Connor Wong vs. Tulane (4/23/17),
Jake Scheiner vs. Alabama State (4/19/17)
Opp.: 3, Jason Coats, TCU (4/11/10)

Total Bases

UH: 15, Connor Wong vs. Tulane (4/23/17)
Opp.: 13, Marc Maddox,
Southern Miss (5/17/03)

Strikeouts

UH: 5, Kobe Hyland,
vs. Northern State (2/17/19)
Opp.: 5, 2x last Jonathan Evans vs. Southern (3/22/23)

Bases on Balls

UH: 5, J.P. Woodward, vs. Rice
(NCAA Regional at Cougar Field, 5/28/00)
Opp.: 4, Jason Totman, Texas Tech (4/8/95),
Derek Luciano, UCF (3/26/10)

Sacrifice Bunts

UH: 2, 17x, most recently; Ian McMillan,
vs. ECU (4/1/23)
Opp.: 2, 9x, most recently
Dillberto, Southern Miss (5/14/11)

Sacrifice Flies

UH: 2, 4x, most recently;
Jose Reyes vs. Prairie View A&M (5/4/16)
Opp.: 2, twice, most recently;
Clint Bryant, Texas Tech (4/8/95)

Stolen Bases

UH: 4, Kyle Survance vs. Memphis (3/30/14),
Michael Bourn vs. South Florida (5/5/02),
Michael Bourn vs. Tulane (3/24/02)
Opp.: 3, Thomas Bowker, Charlotte (4/10/04),
Jon Brewster, USC (3/3/01)

Hit by Pitch

UH: 3, Chris Wallace vs. McNeese (5/5/09)
Opp.: 3, Jake Smith, ECU (3/16/03),
Justin Viele, Santa Clara (2/26/10)

PITCHING

Innings Pitched

UH: 10.0, Brad Lincoln vs. Saint Louis (5/7/05),
Brad Sullivan vs. ECU (3/14/03)
Opp.: 9.0, 12x,
most recently; M. Wright, ECU (4/21/11)

Strikeouts

UH: 16, Brad Sullivan vs. Saint Louis (4/18/03),
Brad Sullivan vs. Memphis (5/16/02)
Opp.: 13, Trey Yesavage vs. ECU (3/31/23)

Bases on Balls Allowed

UH: 6, 5x,
most recently; William Kankel vs. Tulane (5/8/10)
Opp.: 7, Corey Bond, Northwestern State (3/10/95)

Runs Allowed

UH: 9, Duncan McAdoo vs. South Florida (3/21/98)
Opp.: 13, Joel Gallimore, Cincinnati (4/10/98)

Earned Runs Allowed

UH: 8, 5x,
most recently; Trey Cumbie vs. South Florida (4/6/18)
Opp.: 13, Joel Gallimore, Cincinnati (4/10/98)

Hits Allowed

UH: 11, 3x, most recently;
Brad Lincoln vs. San Diego (3/17/06)
Opp.: 13, Mark Gray, UAB (5/3/97),
Tim Diebold, Saint Louis (3/13/97)

Hit Batters

UH: 4, Jon McDonald vs. Texas (4/7/96)
Opp.: 4, John McKay, Charlotte (3/27/99)

FIELDING

Putouts

UH: 24, Ian Rice vs. Rice (5/31/15)
Opp.: 25, Matt Williams, Baylor (2/21/99)

Assists

UH: 10, Blake Kelso vs. Marshall (5/15/08)
Opp.: 9, twice, most recently;
Grayson Lewis, Rice (5/31/15)

Errors

UH: 3, 5x,
most recently; Ian Rice vs. Rice (5/31/15)
Opp.: 3, 4x,
most recently; Drake, McNeese (4/9/12)



Shane Nance is the all-time leader in wins (17) and strikeouts (217) at Cougar Field. Nance played for the Cougars from 1997-00.

ALL-TIME LEADERS AT HOME

Pitching Wins

Rk.	No.	Player	Years
1.	17	Shane Nance	1997-00
2.	13	Andrew Lantrip	2014-16
3.	12	Wes Musick	2006-09
		Brad Sullivan	2001-03
		Kyle Crowell	1998-00
		Jon McDonald	1995-98
7.	11	Bryan Moore	1998-99
		Aaron Garza	2012-15
		Duncan McAdoo	1997-00
		Brad Lincoln	2004-06

Strikeouts

Rk.	No.	Player	Years
1.	215	Shane Nance	1997-00
2.	197	Brad Sullivan	2001-03
3.	141	Seth Romero	2015-17
4.	138	Brad Lincoln	2004-06
5.	130	Andrew Lantrip	2014-16
6.	120	Wes Musick	2006-09
7.	112	Kyle Crowell	1998-00
8.	106	Ryan Wagner	2002-03
9.	104	Duncan McAdoo	1997-00
	104	Trey Cumbie	2016-18

Bold Italics indicates active players



CAREER LEADERS

Current players listed in **Bold Italics>**

MISCELLANEOUS

Games Played

1.	246	Brandon Caraway	1997-00
2.	244	Justin Montemayor	2013-16
3.	235	Joe Davis	2016-19
4.	234	Eric Lee	1997-00
5.	233	Fred Hinojosa	1987-90
	233	Zak Presley	2007-10
7.	229	Phil Lewis	1990-93
8.	226	Josh Vidales	2013-16
9.	219	Landon Appling	2011-14
10.	215	Connor Hollis	2014-18

Consecutive Games Played

1.	189	Kris Wilken	2/7/98 - 6/4/00
2.	181	Blake Kelso	2/22/08-5/28/10
3.	176	Dustin Kingsbury	2/11/05 - 5/25/07
4.	157	Phil Lewis	2/16/91 (G2) - 5/3/93
5.	144	Travis Tully	4/26/03 (G2) - 5/29/05
6.	136	Ian McMillan	4/10/21-5/27/23
7.	127	Scott Sheldon	5/13/89 - 5/6/91
8.	124	Chris Snyder	2/2/01 - 6/10/02
9.	122	Ryan Lormand	2/6/07 - 6/3/08
		Tom Duschinski	2/25/72 - 4/28/74
11.	116	John Altobelli	2/18/84 - 5/25/85

HITTING

Batting Average

(min. 2 years played, 2 AB for each team game)

1.	.3753	Corky Swindell	1982-83
2.	.3746	Tom Paciorek	1966-68
3.	.372	Keith Darter	1989-90
4.	.368	Jarrold Bitter	1998-00
5.	.359	Ike Lucas	1965-67
6.	.357	Shane Buteaux	1993-94
7.	.354	Ricky Freeman	1991-94
8.	.353	Justin Murray	2023-24
9.	.352	Mark Grimes	1984-85
10.	.349	Fred Hinojosa	1987-90

Home Runs

1.	53	Joe Davis	2016-19
2.	31	Pat Hewes	1985-86
3.	30	Ryan Hernandez	2020-22
	30	J.P. Woodward	1999-00
5.	29	Chris Snyder	2000-02
6.	27	Jarrold Bitter	1998-00
7.	25	Brett Cooley	2002-04
		Bruce Rios	1996-99
9.	23	Zach Arnold	2022-23
		Connor Wong	2015-17
		Jake Stewart	2004-08

Runs Batted In

1.	223	Joe Davis	2016-19
2.	160	Bruce Rios	1996-99
3.	150	Jarrold Bitter	1998-00
4.	144	Caleb Ramsey	2008-11
5.	143	Brandon Caraway	1997-00
6.	137	Dustin Kingsbury	2004-07
		Fred Hinojosa	1987-90
8.	132	Eric Lee	1997-00
9.	130	Hyung Cho	2001-03
10.	129	Chris Snyder	2000-02

At Bats

1.	1,006	Brandon Caraway	1997-00
2.	925	Joe Davis	2016-19
3.	879	Justin Montemayor	2013-16
4.	854	Eric Lee	1997-00
5.	836	Josh Vidales	2013-16
6.	775	Zak Presley	2007-10
7.	765	Blake Kelso	2008-10
8.	752	Caleb Ramsey	2008-11
9.	740	Connor Hollis	2014-18
10.	733	Connor Wong	2015-17

Runs

1.	238	Brandon Caraway	1997-00
2.	179	Eric Lee	1997-00
3.	167	Michael Bourn	2001-03
4.	164	Jake Stewart	2004-08
5.	161	Dustin Carr	1994-97
6.	154	Phil Lewis	1990-93
7.	152	Connor Wong	2015-17
8.	149	Zak Presley	2007-10
9.	148	Josh Vidales	2013-16
		Blake Kelso	2008-10

Hits

1.	324	Brandon Caraway	1997-00
2.	288	Joe Davis	2016-19
3.	253	Eric Lee	1997-00
4.	244	Zak Presley	2007-10
	244	Blake Kelso	2008-10
6.	241	Caleb Ramsey	2008-11
7.	234	Phil Lewis	1990-93
		Justin Montemayor	2013-16
9.	232	Jake Stewart	2004-08
10.	230	Josh Vidales	2013-16

Doubles

1.	63	Brandon Caraway	1997-00
2.	52	Jake Stewart	2004-08
		Joe Davis	2016-19
4.	51	Dustin Carr	1994-97
5.	48	Jarrold Bitter	1998-00
6.	47	Tyson Schweitzer	1999-00
		Fred Hinojosa	1987-90
		Eric Lee	1997-00
9.	45	Brandon Uhse	2021-23
10.	44	Caleb Ramsey	2008-11

Triples

1.	19	Phil Lewis	1990-93
2.	14	G.J. Cantu	1965-67
3.	11	Blake Kelso	2008-10
4.	10	Bill McLain	1970-72
		Eric Lee	1997-00
		Caleb Ramsey	2008-11
		Kyle Survance	2013-15
8.	9	Ricky Freeman	1991-94
		Frankie Ratcliff	2013-14
		Scott Sheldon	1988-91
		Brandon Caraway	1997-00

Total Bases

1.	503	Joe Davis	2016-19
2.	435	Brandon Caraway	1997-00
3.	380	Eric Lee	1997-00
4.	363	Jake Stewart	2004-08
5.	350	Jarrold Bitter	1998-00
6.	339	Phil Lewis	1990-93
7.	337	Dustin Carr	1994-97

8.	336	Fred Hinojosa	1987-90
9.	331	Blake Kelso	2008-10
10.	326	Caleb Ramsey	2008-11

Slugging Percentage

(min. 2 years played, 2 AB for each team game)

1.	.657	Tom Paciorek	1966-68
2.	.651	Pat Hewes	1985-86
3.	.628	Mark Grimes	1984-85
4.	.625	J.P. Woodward	1999-00
5.	.593	Jarrold Bitter	1998-00
6.	.592	Goefrey Tomlinson	1995-97
7.	.588	Damon Baldwin	1985-86
8.	.581	Brett Cooley	2002-04
9.	.573	Tyson Schweitzer	1999-00
10.	.556	Mark Hooker	1988-89

On-Base Percentage (since 1980)

(min. 2 years played, 2 AB for each team game)

1.	.470	Rayner Noble	1980-83
2.	.461	Jarrold Bitter	1998-00
3.	.456	Ryan Still	2010-11
4.	.456	Jim Payne	1965-66
5.	.449	Corky Swindell	1982-83
6.	.448	Tom Paciorek	1966-68
7.	.446	Tom Duschinski	1972-74
8.	.446	Jim Bethea	1956-58
9.	.446	Fred Hinojosa	1987-90
10.	.443	J.P. Woodward	1999-00

Toughest to Strike Out

(min. 2 years played, 2 AB for each team game)

1.	27.2	Corky Swidell	1982-83
2.	23.5	Donnie Randell	1978-79
3.	21.6	Thad Altman	1976-77
4.	17.7	Bill McLain	1970-72
5.	17.2	Ike Lucas	1965-67
6.	16.4	Russ Schroeder	1971-74
7.	15.50	Bobby Hollas	1976-79
8.	15.45	Wes Gregersen	1981-82
9.	15.1	Kevin Muno	1979-80
10.	14.7	G.J. Cantu	1965-67

Stolen Bases

1.	94	Brandon Caraway	1997-00
2.	90	Michael Bourn	2001-03
3.	82	Kyle Survance	2013-15
4.	71	David Vinson	1971-74
5.	65	Eric Lee	1997-00
	65	Zak Presley	2007-10
7.	57	Jake Stewart	2004-08
8.	56	Phil Lewis	1990-93
9.	54	Dustin Carr	1994-97
10.	52	Ryan Lormand	2007-08
	52	Landon Appling	2011-14

Hit by Pitch

1.	52	Landon Appling	2011-14
2.	40	Connor Hollis	2014-18
3.	30	Bryan Tully	2005-08
4.	28	Brandon Caraway	1997-00
5.	27	Brandon Burckel	2022-23
		Jarrold Bitter	1998-00
7.	26	Jake Stewart	2004-08
		Chris Wallace	2007-10
9.	24	Joe Davis	2016-19
10.	23	Brandon Milam	1995-96
		Eric Lee	1997-00

Bases on Balls

1.	133	Josh Vidales	2013-16
2.	132	Zak Presley	2007-10
3.	128	Rayner Noble	1980-83
4.	117	Eric Lee	1997-00
5.	116	Michael Bourn	2001-03
6.	108	Brandon Caraway	1997-00
7.	107	Fred Hinojosa	1987-90
		Mark Stevens	1972-75
9.	105	Phil Lewis	1990-93
10.	101	Bruce Rios	1996-99

PITCHING

Wins

1.	32	Shane Nance	1997-00
2.	27	Doug Drabek	1981-83
3.	25	Brad Sullivan	2001-03
		Rayner Noble	1980-83
		Mike Walker	1984-86
		Al Benavides	1989-91
		Kyle Crowell	998-00
8.	22	Trey Cumbie	2016-18
9.	21	Andrew Lantrip	2014-16
		Jon McDonald	1995-98
		Tom Lukish	1977-80

Earned Run Average

(min. 2 years played, 1 IP for each team game)

1.	1.77	Trey Cumbie	2016-18
2.	1.86	Bob Peters	1959-62
3.	2.00	Rick Brewer	1966-67
4.	2.06	Aaron Fletcher	2015-18
5.	2.13	Jimmy McGee	1962-64
6.	2.23	Dickie Thompson	1956-58
7.	2.27	Tom Wenmoth	1964-65
8.	2.45	Trey Cumbie	2016-18
9.	2.46	Jody Supak	1986-87
10.	2.55	Wayne Hill	1966-68

Strikeouts

1.	409	Brad Sullivan	2001-03
2.	388	Shane Nance	1997-00
3.	293	Brad Lincoln	2004-06
4.	290	Seth Romero	2015-17
5.	238	Kyle Crowell	1998-00
6.	235	Johnny Hatcher	1970-73
7.	234	Trey Cumbie	2016-18
8.	232	Andrew Lantrip	2014-16
9.	219	Wes Musick	2006-09
10.	214	Tom Lukish	1977-80

Innings Pitched

1.	411.1	Shane Nance	1997-00
2.	347.1	Brad Sullivan	2001-03
3.	297.2	Rayner Noble	1980-83
4.	288.0	Kyle Crowell	1998-00
5.	286.1	Brad Lincoln	2004-06
6.	285.2	Mike Walker	1984-87
7.	276.1	Jon McDonald	1995-98
8.	268.2	Doug Drabek	1981-83
9.	265.2	Wes Musick	2006-09
10.	265.0	Tom Lukish	1977-80



Appearances

1.	94	Larry Coker	1984-87
2.	88	Chase Dempsay	2008-11
3.	85	Nathan Mitchell	1999-02
4.	83	Nick Torina	1998-01
		Al Benavides	1989-91
6.	80	Chase Wellbrock	2011-14
7.	79	Chris Wright	2005-09
8.	78	Barry Laird	2006-10
		Gene Flores	2001-05
		Robert Dieudonné	1997-00

Winning Percentage

(min. 10 decisions)

1.	.917 (11-1)	Tyler Ford	2013-14
2.	.842 (16-3)	Jody Supak	1986-87
3.	.806 (25-6)	Kyle Crowell	1998-00
4.	.800 (16-4)	Rob Riley	1981-82
	.800 (8-2)	Rick Brewer	1966-67
6.	.778 (14-4)	Jack Schultea	1953-54
7.	.758 (25-8)	Al Benavides	1989-91
8.	.733 (22-8)	Trey Cumbie	2016-18
9.	.720 (18-7)	Billy Blum	1977-78
10.	.714 (20-8)	Ben Weber	1989-91

Saves

1.	24	Chase Wellbrock	2011-14
2.	16	Ryan Wagner	2002-03
3.	15	Justin Murray	2023-24
	15	Chase Dempsay	2008-11
4.	13	Justin Vaclavik	2003-05
5.	12	Ben Sears	2021-2022
		Larry Coker	1984-87
		Donnie Joseph	2007-09
		Fred Vilarreal	2017-19
9.	11	Al Benavides	1989-91
		Nick Hernandez	2016
		Devon Roedahl	2019

Complete Games

1.	23	Johnny Hatcher	1970-73
2.	20	Bob Peters	1959-62
3.	19	Tom Lukish	1977-80
4.	15	Mike Walker	1984-87
		Steve Brewer	1970-73
6.	14	Billy Blum	1977-78
7.	12	Shane Nance	1997-00
		Doug Drabek	1983-83
		Rayner Noble	1980-83
10.	11	Tom Ball	1970-72

Shutouts

1.	6	Ben Weber	1989-91
		Kevin Peters	1959-62
3.	5	Shane Nance	1997-00
		Charles Garza	1974-77
5.	4	Trey Cumbie	2016-18
		Doug Drabek	1981-83
		Rayner Noble	1980-83
		Billy Blum	1977-78
		Jeff Simons	1976-78
		Johnny Hatcher	1970-73

Strikeouts per Nine Innings

(min. 2 years played, 1 IP for each team game)

1.	15.54	Ryan Wagner	2002-03
2.	11.53	Seth Romero	2015-17
3.	10.6	Brad Sullivan	2001-03
4.	9.7	Kevin Roberts	2003-05
5.	9.6	Charlie Pieper	1957-59
6.	9.21	Brad Lincoln	2004-06
7.	9.18	Austin Faught	2001-02
8.	9.0	Dickie Thompson	1956-58
9.	8.9	Michael Goodnight	2009-10
10.	8.7	Eric Rasberry	1988-89

FIELDING

Fielding Percentage

(min. 200 chances and two years played)

1.	.997	Matt Creel	2010-11
2.	.996	Kyle Lovelace	2018-21
3.	.995	Ryan Hernandez	2020-2022
4.	.994	Casey Grayson	2012-14
	.994	Brett Logan	2002-06
	.994	M. P. Cokinos	2010-11
7.	.993	Caleb Barker	2013-14
	.993	Josh Stirneman	2006-07
9.	.992	Justin Murray	2023-24
	.992	Bret Bartley	1989-90
	.992	Steve Reeves	1972-75

Total Chances

1.	1,426	Joe Davis	2016-19
2.	1,409	Brett Logan	2002-06
3.	1,294	Fred Hinojosa	1987-90
4.	1,207	Chris Snyder	2000-02
5.	1,206	Thanos Papavasiliou	2001-04
6.	1,153	Connor Wong	2015-17
7.	1,151	J.P. Woodward	1999-00
8.	1,143	Chris Tremie	1989-92
9.	1,138	Kyle Lovelace	2018-21
10.	1,130	Bobby Hollas	1976-79
CP	1,043	Anthony Tulimero	2022-present

Putouts


1.	1,351	Joe Davis	2016-19
2.	1,246	Brett Logan	2002-06
3.	1,141	Fred Hinojosa	1987-90
4.	1,129	Thanos Papavasiliou	2001-04
5.	1,083	J.P. Woodward	1999-00
6.	1,081	Chris Snyder	2000-02
7.	1,077	Anthony Tulimero	2022-24
8.	1,049	Bobby Hollas	1976-79
9.	999	Kyle Lovelace	2018-21
10.	976	Chris Tremie	1989-92

Assists

1.	622	Josh Vidales	2013-16
2.	588	Blake Kelso	2008-10
3.	578	Connor Hollis	2014-18
4.	543	Sean Allen	1998-01
5.	490	Ian McMillan	2019-23
6.	478	Scott Sheldon	1988-91
7.	440	Stuart Musslewhite	2002-04
8.	424	Dustin Kingsbury	2004-07
9.	397	Bryan Pounds	2005-08
10.	388	Aaron Melebeck	1999-00



Joe Davis, who was selected in the 19th round of the 2019 MLB Draft by Boston, is Houston's all-time career leader in total chances (1,426) and putouts (1,351).





INDIVIDUAL SINGLE-SEASON LEADERS

Current players listed in ***Bold Italics***.

HITTING

Games Played

1.	67	Stuart Musslewhite	2003
		Keith Darter	1990
		Scott Sheldon	1990
4.	66	Casey Grayson	2014
		Ryan Lormand	2008
		Blake Kelso	2008
		Hyung Cho	2003
		Eric Lee	2000
		Aaron Melebeck	2000
		Kris Wilken	2000
		Phil Lewis	1990

Batting Average

(min. 2 AB for each team game)

1.	.435	Tom Paciorek	1967
2.	.427	Goefrey Tomlinson	1997
3.	.422	Corky Swindell	1983
4.	.412	Fred Hinojosa	1988
5.	.408	Mike Minturn	1981
6.	.404	Steve Kovar	1977
7.	.403	Jerry Willeford	1976
8.	.399	Dustin Carr	1997
9.	.398	Ike Lucas	1965
10.	.397	J.J. Matzke	1993

Hitting Streaks

1.	40	Brandon Caraway	4/11/98 - 3/16/99
2.	32	Ike Lucas	1965 - 66
3.	22	Justin Murray	5/3/23-2/27/24
	22*	Brett Cooley	4/2/02 - 5/14/02
4.	21*	Caleb Ramsey	3/21/10 - 4/28/10
	21	Travis Tully	4/10/04 - 5/21/04
5.	20*	Jimmy Cesario	3/18/07 - 4/29/07
6.	19	Bryan Pounds	5/23/07 - 3/22/08
7.	18*	Brandon Uhse	2/22/22-3/25/22
	18*	Corey Julks	3/18/17 - 4/14/17
	18*	Zak Presley	4/5/08 - 5/2/08
	18*	J.P. Woodward	4/11/99 - 5/16/99
	18*	Jason Schreiber	3/9/96 - 4/7/96
11.	17*	Jared Triolo	3/13/18 - 4/10/18
	17*	Michael Pyeatt	3/4/16 - 4/1/16
	17*	Rob Johnson	4/27/04 - 5/27/04
	17	Bruce Rios	5/18/97 - 3/11/98
	17	Dustin Carr	5/11/96 - 3/4/97
	17*	Shane Buteaux	3/15/94 - 4/12/94

* denotes in one season

At Bats

1.	277	Brandon Caraway	2000
2.	274	Blake Kelso	2008
3.	271	Dustin Carr	1997
4.	270	Ryan Lormand	2008
5.	267	Brandon Caraway	1999
6.	265	Connor Wong	2017
7.	262	Jesse Crain	2002
8.	261	Hyung Cho	2003
		Kris Wilken	2000
10.	257	Aaron Melebeck	2000

Runs

1.	80	Dustin Carr	1997
2.	74	Jake Stewart	2008
		Brandon Caraway	1998
		Goefrey Tomlinson	1997
5.	72	Brandon Caraway	1999
6.	68	Michael Bourn	2002
		John Altobelli	1985
8.	62	Dominic Hernandez	1996
9.	61	Connor Wong	2017
		Scott Keithley	1997

Hits

1.	108	Dustin Carr	1997
2.	106	Goefrey Tomlinson	1997
3.	97	Brandon Caraway	1999
4.	94	Hyung Cho	1994
5.	93	Keith Darter	1990
6.	91	Bryan Pounds	2008
7.	89	Ryan Lormand	2008
8.	88	Jarrold Bitter	1999
9.	85	Jared Triolo	2018
		Blake Kelso	2009
		Jake Stewart	2008

Doubles

1.	32	Dustin Carr	1997
2.	29	Goefrey Tomlinson	1997
3.	24	Jake Stewart	2008
		Aaron Melebeck	2000
		Tyson Schweitzer	1999
6.	23	Tyson Schweitzer	2000
7.	22	Damon Baldwin	1985
8.	21	Ryan Lormand	2008
		Jarrold Bitter	2000
10.	20	Harold Coll	2024

Triples

1.	8	Frankie Ratcliff	2013
		Phil Lewis	1993
3.	7	Joel Ansley	2010
4.	6	Corey Julks	2017
		Brandon Milam	1996
		Greyson Liles	1992
		Phil Lewis	1992
		Lonnie Walker	1987
		Gary Weiss	1978
		G.J. Cantu	1965
		Rolan Walton	1951

Home Runs

1.	23	Pat Hewes	1986
2.	18	Jake Scheiner	2017
		Brett Cooley	2002
		J.P. Woodward	1999
		Joe Davis	2019
6.	17	Cary Arbolida	2024
7.	16	Matt Weston	2006
		Omar Brewer	1987
		Goefrey Tomlinson	1997
		Mark Grimes	1985

Runs Batted In

1.	71	Chris Snyder	2002
2.	67	Bryan Pounds	2008
		Goefrey Tomlinson	1997
		Lonnie Walker	1987
5.	66	Hyung Cho	2003
		J.P. Woodward	1999
7.	64	Jake Scheiner	2017
8.	62	Joe Davis	2018
		Pat Hewes	1986
10.	61	Tyson Schweitzer	2000

Total Bases

1.	189	Goefrey Tomlinson	1997
2.	177	Dustin Carr	1997
3.	162	Jake Scheiner	2017
4.	160	J.P. Woodward	1999
5.	155	Jake Stewart	2008
		Hyung Cho	2003
7.	153	Brett Cooley	2002
8.	141	Bryan Pounds	2008
		Brandon Caraway	1999
10.	139	Jarrold Bitter	1999
		Pat Hewes	1986

Slugging Percentage

(min. 2 AB for each team game)

1.	.847	Cary Arbolida	2024
2.	.794	Pat Hewes	1986
3.	.771	Tom Paciorek	1967
4.	.762	Goefrey Tomlinson	1997
5.	.737	J.P. Woodward	1999
6.	.680	Mark Grimes	1985
7.	.678	Omar Brewer	1987
8.	.674	Jerry Willeford	1976
9.	.667	Jake Scheiner	2017
10.	.662	Mike Minturn	1981

On-Base Percentage (since 1980)

(min. 2 AB for each team game)

1.	.518	Fred Hinojosa	1988
2.	.505	Rayner Noble	1983
3.	.498	Bruce Rios	1998
4.	.491	Corky Swindell	1983
5.	.491	Goefrey Tomlinson	1997
6.	.488	Ryan Still	2011
7.	.485	Zak Presley	2010
8.	.484	Henry DeLeon	1988
9.	.480	Omar Brewer	1987
10.	.477	Jarrold Bitter	1999

Toughest to Strike Out

(min. 2 AB for each team game)

1.	49.7	Corky Swindell	1983
2.	29.8	Russ Schroeder	1971
3.	29.3	Ricky Freeman	1994
4.	27.4	Bobby Hollas	1979
5.	27.0	G.J. Cantu	1965
6.	26.7	Austin Gracey	2010
7.	26.5	Freddie Green	1961
8.	26.3	Doug Osburn	1955
9.	25.4	Donnie Randell	1978
10.	24.5	Bob Peters	1962

Stolen Bases

1.	36	Trey Williams	1969
2.	35	Michael Bourn	2001
3.	33	Shaun Skrehot	1997
4.	32	Michael Bourn	2002
		Thad Altman	1976
6.	31	Kyle Survanco	2015
		Kyle Survanco	2014
8.	29	Ryan Lormand	2008
9.	27	Brandon Caraway	1999
		Shane Buteaux	1994

Consecutive Stolen Bases (since 1987)

1.	24	Shaun Skrehot	2/9/97 - 4/27/97
2.	21	Ryan Lormand	2/29/08 - 4/27/08
		Goefrey Tomlinson	2/20/96 - 4/26/97
4.	19	Ryan Lormand	3/6/07 - 2/24/08
5.	16	Kyle Survanco	3/15/14 - 4/12/14
6.	15	Sam Mitchell	3/18/01 - 2/10/02
7.	14	Zak Presley	4/16/10 - 5/26/10
8.	13	Brandon Caraway	4/6/99 - 5/14/99
		Brandon Caraway	3/21/98 - 5/8 (G1)/98
		Lonnie Walker	3/9/87 - 5/23/87

Hit by Pitch

1.	21	Landon Appling	2011
2.	19	Chris Iriart	2015
3.	17	Ryan Still	2011
4.	16	Drew Bianco	2023
5.	15	Brandon Burckel	2022
		Jake Stewart	2008
7.	13	Zach Arnold	2023
		Landon Appling	2013
		Bryan Tully	2008
		Jarrold Bitter	2000

Bases on Balls

1.	57	John Altobelli	1985
2.	54	J.P. Woodward	2000
3.	52	Casey Grayson	2014
4.	50	Michael Bourn	2001
5.	49	Josh Vidales	2013
6.	47	Lael Lockhart Jr.	2018
		Chris Snyder	2002
		Zak Presley	2010
9.	46	Ian Rice	2015
		Michael Bourn	2002
		Rayner Noble	1983

PITCHING

Wins

1.	13	Brad Sullivan	2002
		Kyle Crowell	2000
		Jody Supak	1987
4.	12	Brad Lincoln	2006
		Mike Walker	1985
		Doug Drabek	1983
		Rayner Noble	1983
8.	11	Kyle Crowell	1999
9.	10	Trey Cumbie	2017
		Ike Haas	1992
		Al Benavides	1991
		Doug Drabek	1982
		Rob Riley	1981
		Billy Blum	1978
		Austin Pruitt	2013



Tyler Ford finished the 2014 season with a 9-0 record to become the program's single-season leader with a 1.000 winning percentage in his 27 appearances out of the bullpen.

Earned Run Average

(min. 1 IP for each team game)

1.	1.15	Tom Wenmoth	1964
2.	1.1713	Chase Wellbrock	2014
3.	1.1739	Tyler Ford	2014
4.	1.31	Rayner Noble	1983
5.	1.39	Bob Peters	1960
6.	1.54	Dickie Thompson	1956
7.	1.67	Larry Satcher	1966
8.	1.69	Brad Lincoln	2006
9.	1.70	Ronnie Zeller	1955
10.	1.80	Rick Brewer	1967

Strikeouts

1.	157	Brad Sullivan	2002
2.	154	Brad Sullivan	2003
3.	152	Brad Lincoln	2006
4.	148	Ryan Wagner	2003
5.	119	Shane Nance	1999
6.	117	Kyle Crowell	2000
7.	115	Andrew Lantrip	2015
8.	113	Seth Romero	2016
9.	110	Trey Cumbie	2018
10.	106	Brad Lincoln	2005
		Shane Nance	1997

Innings Pitched

1.	138.1	Kyle Crowell	2000
2.	132.2	Mike Walker	1985
3.	128.2	Brad Sullivan	2002
4.	127.2	Brad Lincoln	2006
5.	123.2	Brad Sullivan	2003
6.	117.0	Kyle Crowell	1999
		Ike Haas	1992
8.	113.2	Austin Pruitt	2013
9.	113.1	Danny Zell	2003
		Andrew Lantrip	2015

Appearances

1.	38	Ryan Wagner	2003
2.	36	Brandon Roznovsky	2004
		Nathan Mitchell	2002
4.	33	Ben Sears	2022
		Chase Dempsay	2008
		Fred Villarreal	2019
7.	32	Bryan Moore	1999
8.	31	Larry Coker	1984
		Donnie Joseph	2009
10.	30	Matt Hooper	2000
		Greg Runser	2000
		Robert Dieudonne	1997
		Al Benavides	1990
		Devon Roedahl	2019

Winning Percentage

(min. 9 decisions)

1.	1.000 (9-0)	Tyler Ford	2014
2.	.929 (13-1)	Brad Sullivan	2002
		Jody Supak	1987
4.	.888 (8-1)	John King	2017
5.	.857 (12-2)	Brad Lincoln	2006
6.	.846 (11-2)	Kyle Crowell	1999
7.	.833 (10-2)	Trey Cumbie	2017
8.	.818 (9-2)	Shane Nance	2000
		Kenny Mayberry	1989
10.	.818 (9-2)	Kyle Dowdy	2015

Saves

1.	15	Ryan Wagner	2003
2.	12	Ben Sears	2022
		Chase Wellbrock	2014
		Justin Vaclavik	2005
5.	11	Nick Hernandez	2016
		Chase Wellbrock	2013
		Donnie Joseph	2009
		Chase Dempsay	2008
9.	10	Justin Murray	2023
		Jesse Crain	2002
		Fred Villarreal	2019

Complete Games

1.	9	Tom Lukish (1979)	
		Steve Brewer (1972)	
3.	8	Mike Walker (1985)	
		Johnny Hatcher (1972)	
		Bob Peters (1962)	

Shutouts

1.	5	Bob Peters	1962
2.	4	Charles Garza	1976
3.	3	Brad Sullivan	2002
		Kyle Crowell	2000
		Ben Weber	1991
		Ben Weber	1990
		Doug Drabek	1983
		Wes Walker	1983
		Billy Blum	1977
		Jeff Simons	1977
		Johnny Hatcher	1971

Consecutive Shutout Innings Pitched

1.	36.2	Kyle Crowell	3/12/99 - 4/16/99
2.	35.2	Jesse Crain	2/10/02 - 6/9/02
3.	31.0	Jared Ray	3/29/09 - 4/1/09
4.	30.2	Brad Sullivan	5/23/02 - 2/14/03
5.	25.0	Doug Drabek	2/26/83 - 3/21/83
		Bobby Hollman	3/17/51 - 4/6/51
7.	21.1	Trey Cumbie	3/14/17 - 4/7/17

Strikeouts per Nine Innings

(min. 1 IP for each team game)

1.	* 16.8	Ryan Wagner	2003
2.	15.87	Seth Romero	2017
3.	13.50	Donnie Joseph	2009
4.	11.9	Dickie Thompson	1957
5.	11.2	Brad Sullivan	2003
6.	11.1	Ted Langlie	1959
7.	11.03	Robert Gasser	2021
8.	11.0	Brad Sullivan	2002
9.	10.8	Seth Romero	2016
10.	10.7	Brad Lincoln	2006

* - NCAA Division I single-season record

FIELDING

Total Chances

1.	634	J.P. Woodward	2000
2.	608	Casey Grayson	2014
3.	575	Justin Montemayor	2013
		Chris Snyder	2002
5.	570	Chris Iriart	2015
6.	552	Anthony Tulimero	2023
7.	533	Ryan Hernandez	2022
8.	549	Joe Davis	2019
9.	527	James Wambach	1990
10.	523	James Wambach	1991

Putouts

1.	598	J.P. Woodward	2000
2.	543	Chris Iriart	2015
3.	540	Casey Grayson	2014
4.	536	Justin Montemayor	2013
5.	526	Joe Davis	2019
6.	515	Chris Snyder	2002
7.	499	Ryan Hernandez	2022
8.	493	Anthony Tulimero	2023
9.	485	J.P. Woodward	1999
10.	479	James Wambach	1990

Assists

1.	217	Connor Hollis	2017
2.	215	Aaron Melebeck	2000
3.	199	Blake Kelso	2008
4.	196	Blake Kelso	2010
5.	195	Connor Wong	2015
6.	193	Blake Kelso	2009
7.	192	Sean Allen	2000
8.	191	Josh Vidales	2015
9.	189	Stuart Musslewhite	2003
10.	184	Chase Jensen	2011



Ryan Wagner broke the single-season NCAA Division I record with 16.8 strikeouts per nine innings in 2003. Wagner was a 1st Round pick and No. 14 overall in 2003 by the Cincinnati Reds.



TEAM SINGLE-SEASON LEADERS

SCHEDULE

Games Played

1.	67	2003
		1999
3.	66	2014
		2008
		2000
6.	65	2002
		1987
8.	64	1999
9.	63	2018
		2017
		2015
		1997

Wins

1.	48	2014
		2002
		2000
4.	44	1990
		1985
6.	43	2015
		1989
		1983
9.	42	2017
		2008
		1982

Losses

1.	35	2012
2.	34	2021
3.	32	2011
		2010
5.	31	2009
6.	30	2005
		2003
		2001
9.	29	2004
		1995

Winning Percentage

1.	.741 (42-14-2)	1983
		1982
3.	.738 (48-17)	2002
4.	.727 (48-18)	2014
	(48-18)	2000
	(16-6)	1962
7.	.721 (44-17)	1985
8.	.717 (43-17)	1989
9.	.683 (43-20)	2015
10.	.674 (31-15)	1976

Conference Wins

1.	22	2002 (C-USA)
2.	21	2000 (C-USA)
		1998 (C-USA)
4.	20	2001 (C-USA)
		1999 (C-USA)
6.	19	2004 (C-USA)
		1997 (C-USA)
8.	18	2006 (C-USA)
		2003 (C-USA)
10.	17	2023 (American)

Conference Losses

1.	21	2024 (Big 12)
		2021 (AAC)
		1992 (SWC)
2.	18	1995 (SWC)
	18	2012 (C-USA)
4.	17	1980 (SWC)
5.	16	1975 (SWC)
6.	15	1996 (SWC)
		1993 (SWC)
		1984 (SWC)
9.	14	1994 (SWC)
		1988 (SWC)

HITTING

Batting Average

1.	.327	1997
2.	.314	1988
3.	.313	1977
4.	.3114	1999
5.	.3112	1993
6.	.3098	2002
7.	.3095	1989
8.	.308	1985
9.	.305	2004
10.	.304	2000

At Bats

1.	2,325	1999
2.	2,323	1997
3.	2,310	2000
4.	2,289	2008
5.	2,272	2003
6.	2,237	2002
7.	2,179	2014
8.	2,132	2006
9.	2,124	2018
10.	2,122	2017

Runs Scored

1.	508	1997
2.	484	2000
		1999
4.	480	1985
5.	469	1987
6.	464	2008
7.	446	1988
8.	434	2023
9.	419	1990
10.	418	2002

Hits

1.	759	1997
2.	724	1999
3.	703	2000
4.	693	2002
5.	688	2008
6.	635	2004
7.	629	1990
8.	628	2003
9.	625	2006
10.	616	2017

Doubles

1.	157	2000
2.	147	1997
3.	144	2008
4.	140	1999
5.	126	1998
6.	118	2005
7.	115	2022
8.	114	2023
		2006
		1985

Triples

1.	27	1990
2.	26	2017
3.	25	2013
4.	24	2011
5.	23	2010
6.	22	2015
		1993
		1992
7.	20	1985
10.	19	1996

Home Runs

1.	83	1986
2.	78	2024
3.	77	1999
4.	76	1985
5.	75	2000
6.	73	2023
7.	71	2006
8.	68	1988
9.	67	1997
		1987

Extra-Base Hits

1.	248	2000
2.	232	1997
3.	232	1999
4.	210	1985
5.	203	2008
6.	201	2006
7.	199	2023
8.	197	1998
		1987
10.	194	2024

Total Bases

1.	1,143	1997
2.	1,125	1999
3.	1,117	2000
4.	1,021	2008
5.	984	2006
6.	982	2002
7.	950	2023
	950	2017
8.	948	1985
9.	936	1987
10.	920	1998

Slugging Percentage

1.	.515	1985
2.	.507	1986
3.	.501	1988
4.	.492	1997
5.	.484	1999
		2000
7.	.480	1989
8.	.476	2024
9.	.474	1987

10.	.468	1998
-----	------	------

On-Base Percentage

1.	.418	1988
2.	.416	1985
3.	.414	1993
4.	.409	1987
5.	.399	1997
6.	.396	2000
7.	.394	1999
8.	.393	1984
9.	.393	1996
10.	.392	1990

Runs Batted In

1.	457	1997
2.	445	2000
3.	440	1985
4.	432	1999
5.	421	2008
6.	419	1987
7.	400	1989
		1988
9.	391	2023
10.	364	2002

Stolen Bases

1.	152	1997
2.	142	2008
3.	125	1993
4.	114	1999
5.	113	2023
6.	107	2001
7.	105	1969
8.	94	2002
9.	90	2003
10.	89	2010
		1987
		1976

Strikeouts

1.	471	2024
	471	2023
	471	2018
3.	449	2022
4.	436	2021
5.	434	2008
6.	419	2015
7.	407	2003
		1999
9.	401	2005
		2000

Bases on Balls

1.	341	1987
		1985
3.	315	1988
4.	303	2000
5.	296	1992
6.	293	1990
7.	292	2014
8.	284	2008
9.	278	1999
		1984

Hit by Pitch

1.	78	2011
2.	75	2008
3.	74	2017
4.	69	2023
5.	66	2024
6.	62	2015



2000
8. 60
2018
9. 54
2022
2019
2016
1999

Sacrifice Bunts

1. 70	2011
2. 67	2003
3. 65	2014
4. 62	2013
5. 54	2008
6. 53	2015
7. 52	1990
2012	
9. 47	2000
10. 46	2009
1999	
1983	

Sacrifice Flies

1. 38	1994
2. 32	2023
	2015
3. 30	1998
	1990
5. 28	2013
	2007
	1997
8. 27	2008
	2002
10. 26	2006
	2001

PITCHING

Earned Run Average

1. 2.27	1964
2. 2.35	2014
3. 2.48	2016
4. 2.51	1960
5. 2.68	1970
6. 2.77	1956
7. 2.82	1966
8. 2.89	2015
9. 2.91	1966
10. 2.92	1971

Innings Pitched

1. 598.1	2003
2. 597.2	2000
3. 589.0	2014
4. 586.0	2008
5. 584.2	1999
6. 574.1	2002
7. 573.0	2015
8. 560.2	2018
9. 558.0	1997
10. 556.2	2017

Saves

1. 22	2008
2. 20	2023
3. 18	2022
4. 17	2014
	2009
	2003
7. 16	2019
8. 15	2018
	2016
	2015
	2013

2002

Strikeouts

1. 605	2003
2. 548	2002
3. 540	2024
4. 528	2023
5. 516	1997
6. 502	2006
7. 492	2018
8. 488	2022
	2005
10. 482	2008

Complete Games

1. 28	1972
2. 24	1983
3. 22	1971
4. 21	1977
5. 19	1985
	1979
7. 18	1976
8. 17	1988
9. 15	1992
	1980
	1962

Shutouts

1. 13	1977
2. 12	1983
3. 12	1991
4. 9	2014
	1990
	1987
	1982
	1976
9. 8	2016
	2015
	2002
	1985

Runs Allowed

1. 420	2010
2. 410	1996
3. 406	2008
4. 395	2023
5. 378	1997
6. 370	2009
7. 355	2012
8. 353	1987
9. 351	1998
10. 349	1999
	1993

Hits Allowed

1. 639	2008
2. 601	1999
3. 600	2009
4. 598	2000
	1997
6. 592	2010
7. 591	1996
8. 585	2011
9. 576	2012
10. 565	2007

Bases on Balls Allowed

1. 334	2010
2. 310	1987
3. 304	1993
4. 303	1983
5. 298	2023

6. 295	1994
7. 292	2008
8. 289	1986
9. 267	1990
	1982
	1981

Hit Batters

1. 80	2023
2. 75	2003
3. 74	2002
4. 72	2018
	1999
6. 71	2022
7. 69	2008
8. 66	2009
9. 64	2005
10. 63	2004
	1996

Wild Pitches

1. 62	2024
62	2023
2. 58	2003
3. 57	2007
4. 56	2009
5. 51	1994
6. 50	2010
	1995
8. 49	1999
9. 48	2008
10. 47	2011
	2001
	1988

FIELDING

Fielding Percentage

1. .984	2022
2. .982	2023
2. .977	2000
3. .976	2018
4. .973	2024
5. .972	2017
	2014
7. .971	2010
8. .970	1977
	2006
	1975
	1982
	1981

Total Chances

1. 2,613	2003
2. 2,579	2000
3. 2,576	1999
4. 2,508	2008
5. 2,507	2015
6. 2,497	2014
7. 2,494	2002
8. 2,478	2017
9. 2,457	1997
10. 2,443	1990

Putouts

1. 1,795	2003
2. 1,793	2000
3. 1,767	2014
4. 1,758	2008
5. 1,754	1999
6. 1,723	2002
7. 1,719	2015
8. 1,682	2018

9. 1,674	1997
10. 1,670	2017

Assists

1. 741	1999
2. 739	2017
3. 734	1990
4. 730	2003
5. 727	2000
6. 722	1996
7. 709	2015
8. 691	1997
9. 687	1991
10. 677	2002

Errors

1. 106	1996
2. 104	1987
3. 100	1988
	2012
5. 96	1993
6. 95	1994
7. 94	2002
	1992
9. 93	1995
10. 92	1998
	1997

Double Plays Turned

1. 74	2000
2. 72	1999
3. 70	2004
4. 66	1990
5. 64	2010
	2002
7. 63	2001
8. 62	1996
9. 58	1989
10. 57	2003
	1998



YEAR-BY-YEAR LEADERS

HITTING TRIPLE CROWN

Only 13 Cougars have led the club in batting average, home runs and RBIs in the same season, led by **Tom Paciorek**, who accomplished the feat twice.
(* -- tied for team lead)

Year	Name	Avg.	HR	RBI
1957	Jimmy Bethea	.343	3	15
1967	Tom Paciorek	.435	10	29
1968	Tom Paciorek	.364	6*	20*
1970	Rusty Clark	.330	7	18*
1976	Jerry Willeford	.403	4	29
1978	Jay Beard	.337	9	37
1980	Mike Breslin	.362	9	31*
1985	Mark Grimes	.360	16	56*
1997	Goefrey Tomlinson	.427	16	67
2001	Chris Snyder	.316	13	53
2003	Hyung Cho	.360	14	66
2014	Casey Grayson	.321*	6	48
2017	Jake Scheiner	.346	18	64
2020	Ryan Hernandez^	.300	5	14

^Season cut short due to COVID-19 pandemic

Batting Average

1948	Eugene Lehnertz	.428
1949	Felix Fraga	.333
1950	Felix Fraga	.296
1951	Rolan Walton	.333
1952	Harry Keister	.319
1953	Carlton Hanta	.361
1954	Carlton Hanta	.354
1955	Dick Arnold	.404
1956	Don Flynn	.282
1957	Jimmy Bethea	.343
1958	Billy Dube	.301
1959	Freddie Green	.325
1960	Bucky Watkins	.302
1961	Bunky Caldwell	.300
1962	George Berger	.306
1963	Buzzy Foster	.348
1964	Joe Lopasky	.313
1965	Ike Lucas	.398
1966	Ike Lucas	.374
1967	Tom Paciorek	.435
1968	Tom Paciorek	.364
1969	Trey Williams	.326
1970	Rusty Clark	.330
1971	Eddie Henderson	.302
1972	Tom Duschinski	.310
1973	Mike Bollman	.375
1974	Mark Stevens	.366
1975	Doug Phillips	.312
1976	Jerry Willeford	.403
1977	Steve Kovar	.374
1978	Jay Beard	.337
1979	Rusty Snyder	.367
1980	Mike Breslin	.362
1981	Mike Breslin	.408
1982	Corky Swindell	.324
1983	Corky Swindell	.422
1984	Mark Grimes	.340
1985	Mark Grimes	.360
1986	Damon Baldwin	.382
1987	Omar Brewer	.366

1988	Fred Hinojosa	.412
1989	David Vasquez	.361
1990	Keith Darter	.396
1991	Rusty Smajstrla	.348
1992	Phil Lewis	.344
1993	J.J. Matzke	.397
1994	Ricky Freeman	.385
1995	Jason Farrow	.330
1996	Brandon Milam	.357
1997	Goefrey Tomlinson	.427
1998	Bruce Rios	.370
1999	Jarrod Bitter	.389
2000	Jarrod Bitter	.369
2001	Chris Snyder	.316
2002	Chris Snyder	.343
2003	Hyung Cho	.360
2004	Kevin Roberts	.374
2005	Travis Tully	.364
2006	Isa Garcia	.357
2007	Jimmy Cesario	.352
2008	Bryan Pounds	.354
2009	Blake Kelso	.335
2010	Zak Presley	.344
2011	Ryan Still	.333
2012	Landon Appling	.324
2013	Justin Montemayor	.329
2014	Casey Grayson	.321
	Connor Hollis	.321
2015	Chris Iriart	.302
	Corey Julks	.302
2016	Corey Julks	.332
2017	Jake Scheiner	.346
2018	Jared Triolo	.344
2019	Jared Triolo	.332
2020	Ryan Hernandez	.300
2021	Tyler Bielamowicz	.301
2022	Anthony Tulimero	.326
2023	Justin Murray	.379
2024	Cary Arbolida	.359

Home Runs

1948	Unknown	
1949	Unknown	
1950	John Wood	1
1951	Unknown	
1952	Unknown	
1953	Carlton Hanta	2
1954	Unknown	
1955	John Dean	2
1956	Mitch Vucelich	4
1957	Jimmy Bethea	3
1958	Jimmy Bethea	4
1959	Freddie Green	3
1960	Bubba Wagner	3
1961	Cliff Jubela	1
1962	Three Players Tied	1
1963	Four Players Tied	1
1964	Steve Free	1
	Bill Pruet	
1965	G.J Cantu	4
1966	Ken Hebert	5
1967	Tom Paciorek	10
1968	Tom Paciorek	6
	Jim Sparkman	
1969	Jim Sparkman	4
1970	Rusty Clark	7
1971	Larry Martin	6
1972	Tommy Kaiser	5
1973	Tom Duschinski	5
1974	David Vinson	4
1975	Mike Higgins	9
1976	Jerry Willeford	4
1977	Randy Abendroth	5
1978	Jay Beard	9
1979	Jay Beard	7
1980	Mike Breslin	9
1981	Three Players	7
1982	Jeff Jacobsen	11
1983	Riley Epps	8
1984	Mark Grimes	6
1985	Mark Grimes	16
1986	Pat Hewes	23
1987	Omar Brewer	16
1988	Mark Hooker	9
	Mike Rhodes	
1989	David Vasquez	9
	Fred Hinojosa	
1990	Ricky Torres	5
1991	Rusty Smajstrla	10
1992	Greyson Liles	4
1993	Phil Lewis	9
1994	Shane Buteaux	12
1995	Tom Maleski	6
	Carlos Perez	
1996	Jason Schreiber	7
	Dominic Hernandez	
1997	Goefrey Tomlinson	16
1998	Mike Medrano	12
1999	J.P. Woodard	18
2000	Kris Wilken	12
	J.P. Woodard	

2001	Chris Snyder	13
2002	Brett Cooley	18
2003	Hyung Cho	14
2004	Nick Bott	8
2005	Kevin Roberts	9
2006	Matt Weston	16
2007	Luis Flores	9
2008	Jake Stewart	14
2009	Chris Wallace	9
2010	Chris Wallace	10
2011	Chase Jensen	3
2012	Landon Appling	3
2013	Three Players Tied	3
2014	Casey Grayson	6
2015	Chris Iriart	15
2016	Joe Davis	14
2017	Jake Scheiner	18
2018	Joe Davis	13
2019	Joe Davis	18
2020	Ryan Hernandez	5
2021	Ryan Hernandez	11
2022	Ryan Hernandez	14
2023	Zach Arnold	13
2024	Cary Arbolida	17

Runs Batted In

1948	Unknown	
1949	Unknown	
1950	Felix Fraga	12
1951	Unknown	
1952	Harry Keister	18
1953	Unknown	
1954	Unknown	
1955	John Dean	12
1956	Wayne Tucker	18
1957	Jimmy Bethea	15
1958	Jimmy Bethea	13
1959	Buddy Garidel	16
1960	Bucky Watkins	12
	Bubba Wagner	
1961	Bucky Watkins	6
1962	James Shirley	10
1963	Don Higgs	7
1964	Bill Pruet	17
1965	G.J. Cantu	28
1966	Ken Hebert	29
1967	Tom Paciorek	29
1968	Tom Paciorek	20
	Wayne Westphal	
1969	Jim Sparkman	23
1970	Rusty Clark	18
	Bill McLain	
1971	Larry Martin	18
1972	Bill McLain	24
1973	Tommy Kaiser	23
1974	David Vinson	32
1975	Mike Higgins	30
1976	Jerry Willeford	29
1977	Gary Weiss	29
1978	Jay Beard	37
1979	Bobby Hollas	36

1980	Mike Breslin	31
	David Minielly	
1981	Mike Breslin	35
1982	Wesley Gregersen	49
1983	Corky Swindell	41
1984	John Altobelli	34
1985	Mark Grimes	56
	Damon Baldwin	
1986	Pat Hewes	62
1987	Lonnie Walker	67
1988	Ross Goolsby	49
1989	Fred Hinojosa	46
1990	James Wambach	52
1991	James Wambach	45
1992	Phil Lewis	29
1993	Ricky Freeman	47
1994	Shane Buteaux	56
1995	Jason Farrow	37
1996	Jason Schreiber	57
1997	Goefrey Tomlinson	67
1998	Bruce Rios	55
1999	J.P. Woodward	66
2000	Tyson Schweitzer	61
2001	Chris Snyder	53

2002	Chris Snyder	71
2003	Hyung Cho	66
2004	Rob Johnson	46
2005	Dustin Kingsbury	58
2006	Brad Lincoln	53
2007	Dustin Kingsbury	47
2008	Bryan Pounds	67
2009	Caleb Ramsey	46
2010	Joel Ansley	43
2011	Caleb Ramsey	46
2012	Chase Jensen	33
2013	Frankie Ratcliff	44
2014	Casey Grayson	48
2015	Jacob Campbell	41
2016	Joe Davis	58
2017	Jake Scheiner	64
2018	Joe Davis	62
2019	Joe Davis	57
2020	Ryan Hernandez	14
2021	Ryan Hernandez	37
2022	Ryan Hernandez	56
2023	Justin Murray	58
2024	Harold Coll	55

Runs Scored

1948	Unknown	
1949	Unknown	
1950	Unknown	
1951	Unknown	
1952	Unknown	
1953	Unknown	
1954	Carlton Hanta	26
1955	Doug Osburn	13
1956	Richard Arnold	22
1957	Don Price	15
1958	Billy Dube	13
	Jimmy Bethea	



1959	Joe Schiro	13
1960	Max Wilson	10
	Gary Nelson	
1961	Freddie Green	10
1962	Mike Allen	15
1963	Don Higgs	13
1964	Three Players	18
1965	Ike Lucas	27
1966	Jim Payne	33
1967	Tom Paciorek	30
1968	Tom Paciorek	30
1969	Phil Rose	24
1970	Rusty Clark	33
1971	Eddie Henderson	25
1972	Tom Duschinski	21
	Tommy Kaiser	
1973	Tom Duschinski	27
1974	David Vinson	39
1975	Mark Stevens	27
1976	Jerry Willeford	33
1977	Gary Weiss	33
1978	Gary Weiss	40
1979	Rusty Snyder	37
1980	Mike Breslin	39
1981	Mark Lavespere	47
1982	Mark Lavespere	53
1983	Corky Swindell	44
1984	John Altobelli	47
1985	John Altobelli	68
1986	John Fertitta	54
1987	Omar Brewer	60
	Mitch Gaspard	
1988	Fred Hinojosa	47
1989	David Vasquez	45
1990	Keith Darter	57
1991	Scott Sheldon	61
1992	Greyson Liles	37
1993	Brian Blair	48
1994	Ricky Freeman	57
1995	Tom Maleski	42
1996	Dominic Hernandez	62
1997	Dustin Carr	80
1998	Brandon Caraway	74
1999	Brandon Caraway	72
2000	Eric Lee	60
2001	Michael Bourn	55
2002	Michael Bourn	68
2003	Hyung Cho	54
2004	Travis Tully	41
2005	Kevin Roberts	51
2006	Isa Garcia	51
2007	Ryan Lormand	49
2008	Jake Stewart	74
2009	Blake Kelso	45
2010	Zak Presley	46
2011	Landon Appling	47
2012	Landon Appling	32
2013	Justin Montemayor	42
2014	Kyle Survance	53
2015	Kyle Survance	51
2016	Connor Wong	52
2017	Connor Wong	61

2018	Connor Hollis	50
2019	Jared Triolo	46
2020	Ryan Hernandez	13
2021	Brad Burckel	36
2022	Brandon Uhse	51
2023	Zach Arnold	55
2024	Justin Murray	49

Doubles

1948	Unknown	
1949	Unknown	
1950	Unknown	
1951	Unknown	
1952	Unknown	
1953	Unknown	
1954	Unknown	
1955	John Dean	5
1956	Wayne Tucker	3
	Paul Sweeten	
1957	Jimmy Bethea	6
1958	Jimmy Bethea	4
	Buddy Garidel	
1959	Buddy Garidel	5
1960	Bubba Wagner	4
1961	Freddie Green	2
1962	Cliff Jubela	4
1963	Cliff Jubela	3
	Bob Boeger	
1964	Bob Blackledge	4
1965	Jim Payne	10
1966	Jim Payne	9
1967	Ken Hebert	7
1968	Tom Paciorek	9
1969	Jim Sparkman	8
1970	Steve Spertz	6
	Don Hill	
1971	Russ Schroeder	8
1972	Mark Stevens	7
1973	Tommy Kaiser	6
	Tom Duschinski	
1974	David Vinson	12
1975	Steve Reeves	10
1976	Jerry Willeford	13
1977	Gary Weiss	10
	Donny Lopez	
1978	Jay Beard	13
1979	Jay Beard	16
1980	Mike Breslin	8
1981	Mike Minturn	13
1982	Wesley Gregersen	18
1983	Rayner Noble	14
1984	Riley Epps	14
	John Altobelli	
1985	Mark Grimes	17
1986	Damon Baldwin	22
1987	John Fertitta	14
1988	Fred Hinojosa	19
1989	Mark Cerny	14
1990	James Wambach	18
1991	Scott Sheldon	18
1992	R.D. Long	11
1993	Ricky Freeman	12

1994	Ricky Freeman	12
1995	Tom Maleski	17
1996	Brandon Milam	19
1997	Dustin Carr	32
1998	Brandon Caraway	18
1999	Tyson Schweitzer	24
2000	Aaron Melebeck	20
2001	Chris Snyder	13
2002	Brett Cooley	17
2003	Hyung Cho	19
	Stuart Musslewhite	
2004	Cole Bruce	18
2005	Travis Tully	19
2006	Dustin Kingsbury	17
2007	Jimmy Cesario	13
2008	Jake Stewart	24
2009	Blake Kelso	16
2010	Caleb Ramsey	14
2011	Caleb Ramsey	17
2012	Price Jacobs	11
2013	Frankie Ratcliff	13
2014	Casey Grayson	16
2015	Chris Iriart	14
2016	Joe Davis	17
2017	Jake Scheiner	18
2018	Connor Hollis	19
2019	Jared Triolo	18
2020	Ryan Hernandez	4
	Tyler Bielamowicz	
2021	Brandon Uhse	13
2022	Alex Lopez	17
2023	Brandon Uhse	16
2024	Harold Coll	20

Triples

1948	Unknown	
1949	Unknown	
1950	Unknown	
1951	Unknown	
1952	Unknown	
1953	Unknown	
1954	Unknown	
1955	Doug Osburn	2
1956	Rayford Hamil	1
1957	None	
1958	Billy Dube	2
1959	Buddy Garidel	2
1960	Four Players	1
1961	Five Players	1
1962	George Berger	2
	Bill Pruett	
1963	Buzzy Foster	4
1964	Joe Lapasky	4
	Buzzy Foster	
1965	G.J. Cantu	6
1966	G.J. Cantu	4
1967	Tom Paciorek	4
1968	Tom Paciorek	2
1969	Phil Rose	4
1970	Bill McClain	5
1971	Three Players	2
1972	Tom Duschinski	3

PITCHING TRIPLE CROWN

Only 20 different Cougar pitchers have led the club in ERA, wins and strikeouts in the same season. **Bob Peters** accomplished the feat three times, while **Shane Nance**, **Brad Sullivan**, **Rayner Noble** and **Wes Musick**, **Austin Pruitt** led UH twice. (* -- tied for team lead)

Year	Name	ERA	Wins	Ks
1954	Jack Shultea	2.07	7	64
1956	Dickie Thompson	1.53	5	68
1959	Bob Peters	1.93	4	40
1960	Bob Peters	1.40	5	47
1962	Bob Peters	2.12	7*	88
1964	Tom Wenmoth	1.15	6	64
1965	Jim Borski	3.09	4	56
1969	Larry Taylor	3.12	4	58
1975	Steve Boron	3.85	5	41
1976	Charles Garza	2.31	8	62
1977	Billy Blum	2.57	8	55
1980	Rayner Noble	3.41	3*	39
1983	Rayner Noble	1.32	12*	78
1985	Mike Walker	4.00	12	85
1987	Jody Supak	2.00	13	105
1990	Al Benavides	2.34	8*	73
1997	Shane Nance	4.53	7*	106
1998	Shane Nance	2.95	9	93
2001	Brad Sullivan	3.41	6	98
2002	Brad Sullivan	1.82	13	157
2006	Brad Lincoln	1.69	12	152
2007	Wes Musick	3.00	6*	73
2008	Wes Musick	4.35	8*	87
2010	Michael Goodnight	5.36	7	90
2011	Jordan Lewis	3.75	5	55
2012	Austin Pruitt	4.25	3*	57
2013	Austin Pruitt	2.85	10	92
2021	Robert Gasser	2.63	6	105

	Bill McClain		1997	Goefrey Tomlinson	3
1973	Mike Bollman	2		Ryan Ware	3
1974	Mark Stevens	2	1998	Mike Medrano	4
	Tommy Kaiser			Shaun Skrehot	
1975	Steve Reeves	2	1999	Brandon Caraway	4
1976	Jerry Willeford	5	2000	Eric Lee	5
1977	Bobby Hollas	3	2001	Gabe Lucas	2
1978	Gary Weiss	6	2002	Eight Players	1
1979	Terry Byrum	3	2003	Michael Bourn	5
	Bobby Hollas		2004	Five Players	2
1980	Terry Byrum	3	2005	Kevin Roberts	5
1981	Scott Huntsman	3	2006	Isa Garcia	4
1982	Charlie Rizzo	2	2007	Three Players tied at	2
1983	Steve Seberger	2	2008	Bryan Tully	2
	Corky Swindell			Blake Kelso	
1984	John Altobelli	3	2009	William Kankel	4
1985	Benny Mota	5	2010	Joel Ansley	7
1986	John Fertitta	5	2011	Caleb Ramsey	4
1987	Brian Huddleston	5	2012	Chase Jensen	3
1988	Fred Hinojosa	2	2013	Frankie Ratcliff	8
	Henry DeLeon		2014	Three Players tied at	2
1989	Mark Cerny	5	2015	Kyle Survance	6
1990	Derrick Dietrich	4	2016	Five players tied at	2
	Phil Lewis		2017	Corey Julks	6
1991	Scott Sheldon	4	2018	Grayson Padgett	3
1992	Phil Lewis	6		Landon Etzel	
	Greyson Liles		2019	Brad Burckel	3
1993	Phil Lewis	8	2020	Tyler Bielamowicz	1
1994	Ricky Freeman	4		Ryan Hernandez	
1995	Jason Farrow	5		Dylan Post	
	Carlos Perez		2021	Brad Burckel	4
1996	Brandon Milam	6	2022	Malachi Lott	3



2023	Brandon Uhse	3
2024	Ace Reese	4
Stolen Bases		
1948	Unknown	
1949	Unknown	
1950	Unknown	
1951	Unknown	
1952	Unknown	
1953	Unknown	
1954	Unknown	
1955	Doug Osburn	10
1956	Richard Arnold	12
1957	Don Price	5
1958	Billy Dube	3
1959	None	
1960	Bob Peters	4
1961	Bunky Caldwell	9
1962	Bucky Watkins	10
1963	Bill McMillan	10
	Buzzy Foster	
1964	George Berger	21
1965	Ike Lucas	11
1966	Ken Hebert	16
1967	Ken Hebert	15
	Bo Burris	
1968	Tom Paciorek	12
1969	Trey Williams	36
1970	Steve Spertz	7
1971	David Vinson	21
1972	David Vinson	16
1973	David Vinson	14
1974	David Vinson	20
1975	Mark Stevens	14
1976	Thad Altman	32
1977	Gary Weiss	7
1978	Steve Kovar	11
1979	Rusty Snyder	13
1980	Terry Byrum	4
	Kevin Muno	
1981	Mark Lavespere	16
1982	Jeff Jacobson	18
1983	Steve Seberger	18
1984	Riley Epps	8
	John Altobelli	
1985	John Altobelli	13
1986	Steve Dolezel	10
1987	John Fertitta	18
1988	Reggie Rhodes	14
1989	David Vasquez	19
1990	Scott Sheldon	19
1991	Phil Lewis	7
1992	Phil Lewis	18
1993	Shane Buteaux	24
1994	Shane Buteaux	27
1995	Dustin Carr	13
1996	Brandon Milam	16
1997	Shaun Skrehot	33
1998	Brandon Caraway	26
1999	Brandon Caraway	27
2000	Brandon Caraway	22
2001	Michael Bourn	35

2002	Michael Bourn	32
2003	Michael Bourn	23
2004	Travis Tully	17
2005	Travis Tully	11
	Jake Stewart	
2006	Isa Garcia	19
2007	Ryan Lormand	23
2008	Ryan Lormand	29
2009	Zak Presley	17
2010	Zak Presley	21
2011	Landon Appling	22
2012	Jacob Lueneburg	13
2013	Kyle Survance	20
2014	Kyle Survance	31
2015	Kyle Survance	31
2016	Zac Taylor	19
2017	Connor Wong	26
2018	Cooper Coldiron	19
2019	Brad Burckel	16
2020	Tyler Bielamowicz	8
2021	Brad Burckel	16
2022	Malachi Lott	14
2023	Brandon Burckel	24
2024	Tre Jones	19

Earned Run Average

1948	Unknown	
1949	Unknown	
1950	Unknown	
1951	Unknown	
1952	Unknown	
1953	Unknown	
1954	John Shultea	2.07
1955	Ronnie Zeller	1.69
1956	Dickie Thompson	1.53
1957	Charlie Pieper	2.62
1958	Rayford Hamil	2.09
1959	Bob Peters	1.93
1960	Bob Peters	1.40
1961	Tom Thomson	2.02
1962	Bob Peters	2.12
1963	Jimmy McGee	1.94
1964	Tom Wenmoth	1.15
1965	Jim Borski	3.09
1966	Jim Borski	2.03
1967	Rick Brewer	1.80
1968	Larry Stacher	2.12
1969	Larry Taylor	3.12
1970	Larry Taylor	1.92
1971	Johnny Hatcher	1.95
1972	Steve Brewer	2.71
1973	James Ingram	2.98
1974	Steve Boron	4.35
1975	Steve Boron	3.85
1976	Charlie Garza	2.31
1977	Billy Blum	2.57
1978	Billy Blum	2.91
1979	Jimmy Cherry	2.10
1980	Rayner Noble	3.41
1981	Jeff Achilles	2.79
1982	Broc Higgins	1.83
1983	Rayner Noble	1.32

1984	Mike Walker	4.18
1985	Mike Holik	2.45
1986	Jody Supak	3.54
1987	Jody Supak	2.00
1988	Woody Williams	3.32
1989	Louis Francescon	2.35
1990	Al Benavides	2.34
1991	Al Benavides	2.73
1992	Wade Williams	2.56
1993	Brian Hamilton	4.38
1994	Matt Beech	4.22
1995	John Box	4.26
1996	Danny Crawford	5.27
1997	Shane Nance	4.53
1998	Shane Nance	2.96
1999	Bryan Moore	2.55
2000	Shane Nance	2.31
2001	Brad Sullivan	3.41
2002	Brad Sullivan	1.82
2003	Ryan Wagner	1.93
2004	Garrett Mock	3.71
2005	Matt Farrington	3.24
2006	Brad Lincoln	1.69
2007	Wes Musick	3.00
2008	Wes Musick	4.35
2009	Donnie Joseph	2.16
2010	Michael Goodnight	5.36
2011	Jordan Lewis	3.75
2012	Austin Pruitt	4.25
2013	Austin Pruitt	2.85
2013	Austin Pruitt	2.85
2014	Tyler Ford	1.17
	Chase Wellbrock	1.17
2015	Seth Romero	1.94
2016	Seth Romero	2.29
2017	Trey Cumbie	2.04
2018	Aaron Fletcher	2.19
2019	Fred Villarreal	2.29
2020	Clay Aguilar	1.59
2021	Robert Gasser	2.63
2022	Ben Sears	3.11
2023	Josh Ekness	6.45
2024	Antoine Jean	5.97

Pitching Victories

1948	Denton Priest	3
1949	Bobby Hollman	3
1950	Bobby Hollman	4
1951	John Boon	8
1952	Bobby Hollman	6
1953	Bobby Clatterbuck	5
1954	Jack Shultea	7
1955	Jim Shindler	4
1956	Rayford Hamil	5
1957	Dickie Thompson	2
1958	Rayford Hamil	5
1959	Bob Peters	4
1960	Bob Peters	5
1961	Tom Thomson	2
1962	Pete Stonestreet	7
1963	Art Pettit	2
1964	Tom Wenmoth	6

1965	Jim Borski	4
1966	Jim Borski	5
1967	Bubba Hill	6
1968	Wayne Hill	5
1969	Larry Taylor	4
1970	Tom Bell	4
1971	Elroy Olthold	7
1972	Steve Brewer	8
1973	Steve Brewer	7
1974	Steve Boron	5
1975	Steve Boron	5
1976	Charlie Garza	8
1977	Billy Blum	8
1978	Billy Blum	10
1979	Tom Lukish	7
1980	Ricky Nelson	3
1981	Rob Riley	10
	Doug Drabek	
1982	Doug Drabek	10
1983	Rayner Noble	12
1984	Ed Clark	6
1985	Mike Walker	12
1986	Mike Walker	8
1987	Jody Supak	13
1988	Woody Williams	9
1989	Eric Rasberry	9
1990	Three Players	9
1991	Al Benavides	10
1992	Jeff Haas	10
1993	Brian Hamilton	8
1994	Shane Buteaux	6
1995	Three Players	4
1996	Mark Manbeck	6
1997	Three Players	7
1998	Shane Nance	9
1999	Kyle Crowell	11
2000	Kyle Crowell	13
2001	Brad Sullivan	6
2002	Brad Sullivan	13
2003	Danny Zell	9
2004	Matt Varner	7
2005	Matt Farrington	8
2006	Brad Lincoln	12
2007	Wes Musick	6
	Aaron Brown	
2008	Wes Musick	8
	Chase Dempsay	
2009	Michael Goodnight	5
	Wes Musick	
2010	Michael Goodnight	7
2011	Jordan Lewis	5
2012	Pruitt, Lewis, Wellbrock	3
2013	Austin Pruitt	10
2014	Aaron Garza	9
	Tyler Ford	
2015	Kyle Dowdy	9
	Andrew Lantrip	
2016	Mitch Ullom	7
2017	Trey Cumbie	10
2018	Trey Cumbie	7
	Aaron Fletcher	
2019	Devon Roedahl	7

2020	Clay Aguilar	2
2021	Robert Gasser	6
2022	Logan Clayton	7
2023	Justin Murray	5
2024	Cade Citelli	4

Strikeouts

1948	Denton Priest	14
1949	John Boon	86
1950	John Boon	40
1951	Unknown	
1952	Unknown	
1953	Unknown	
1954	Jack Shultea	54
1955	Ronnie Zeller	59
1956	Dickie Thompson	68
1957	Dickie Thompson	51
1958	Charlie Pieper	57
1959	Ted Langlie	42
1960	Bob Peters	47
1961	Jim Wilson	52
1962	Bob Peters	88
1963	Jimmy McGee	47
1964	Tom Wenmoth	64
1965	Jim Borski	56
1966	Jim Borski	43
1967	Carroll Moore	55
1968	Wayne Hill	75
1969	Larry Taylor	58
1970	Johnny Hatcher	42
1971	Mike Gilbert	50
1972	Johnny Hatcher	64
1973	Johnny Hatcher	80
1974	Ricky Mahoney	35
1975	Steve Boron	41
1976	Charlie Garza	62
1977	Billy Blum	55
1978	Tom Lukish	101
1979	Tom Lukish	59
1980	Rayner Noble	39
1981	Rob Riley	64
1982	Rayner Noble	79
1983	Rayner Noble	78
1984	Stuart Stauffacher	42
1985	Stuart Stauffacher	85
1986	Mike Walker	80
1987	Jody Supak	105
1988	Eric Rasberry	76
1989	Eric Rasberry	66
1990	Al Benavides	73
1991	Vaughn Eshelman	78
1992	Jeff Haas	89
1993	Matt Beech	73
1994	Matt Beech	74
1995	David Hamilton	58
1996	Mark Manbeck	67
1997	Shane Nance	106
1998	Shane Nance	93
1999	Shane Nance	119
2000	Kyle Crowell	117
2001	Brad Sullivan	98
2002	Brad Sullivan	157



2003	Brad Sullivan	154
2004	Matt Varner	69
2005	Brad Lincoln	106
2006	Brad Lincoln	152
2007	Wes Musick	73
2008	Wes Musick	87
2009	Donnie Joseph	75
2010	Michael Goodnight	90
2011	Jordan Lewis	55
2012	Austin Pruitt	57
2013	Austin Pruitt	92
2014	Jake Lemoine	87
2015	Andrew Lantrip	115
2016	Seth Romero	113
2017	Seth Romero	85
2018	Trey Cumbie	110
2019	Lael Lockhart Jr.	76
2020	Tristen Bayless	24
2021	Robert Gasser	105
2022	Nathan Medrano	74
2023	Josh Ekness	73
2024	Antoine Jean	67

Innings Pitched

1948	Unknown	
1949	Unknown	
1950	Bobby Hollman	46.0
1951	Unknown	
1952	Unknown	
1953	Unknown	
1954	Jack Shultea	85.2
1955	Ronnie Zeller	63.2
1956	Dickie Thompson	64.1
1957	Charlie Pieper	41.1
1958	Rayford Hamil	60.1
1959	Bob Peters	60.2
1960	Bob Peters	71.1
1961	Jim Wilson	59.2
1962	Bob Peters	85.0
1963	Jimmy McGee	83.1
1964	Tom Wenmoth	78.0
1965	Tom Wenmoth	60.2
1966	Jim Borski	57.2
1967	Bubba Hill	59.0
1968	Wayne Hill	72.1
1969	James Ripple	62.2
1970	Larry Taylor	51.2
1971	Elroy Othold Mike Gilbert	57.0
1972	Johnny Hatcher	86.2
1973	Johnny Hatcher	75.0
1974	Rick Mahoney	66.1
1975	Steve Boron James Ingram	63.0
1976	Charles Garza	77.2
1977	Billy Blum	105.1
1978	Billy Blum	69.2
1979	Tom Lukish	82.0
1980	Brent Bentley	70.2
1981	Doug Drabek	77.1
1982	Doug Drabek	97.0
1983	Rayner Noble	102.2

1984	Greg Brinkman	71.0
1985	Mike Walker	132.2
1986	Mike Walker	101.1
1987	Jody Supak	112.2
1988	Woody Williams	100.1
1989	Al Benavides	73.2
1990	Ben Weber	96.2
1991	Al Benavides	82.1
1992	Jeff Haas	117.0
1993	Jeff Wright	76.1
1994	Matt Beech	85.1
1995	Jon McDonald	60.1
1996	Danny Crawford	82.0
1997	Shane Nance	103.1
1998	Shane Nance	106.2
1999	Kyle Crowell	117.0
2000	Kyle Crowell	138.1
2001	Brad Sullivan	95.0
2002	Brad Sullivan	128.2
2003	Brad Sullivan	123.2
2004	Matt Varner	89.1
2005	Brad Lincoln	102.0
2006	Brad Lincoln	127.2
2007	Wes Musick	93.0
2008	Wes Musick	97.1
2009	Wes Musick	75.1
2010	Michael Goodnight	85.2
2011	Jordan Lewis	81.2
2012	Austin Pruitt	91.0
2013	Austin Pruitt	113.2
2014	Aaron Garza	108.0
2015	Andrew Lantrip	113.1
2016	Seth Romero	94.1
2017	Trey Cumbie	101.1
2018	Trey Cumbie	103.2
2019	Lael Lockhart Jr.	83.0
2020	Clay Aguilar	22.2
2021	Robert Gasser	85.2
2022	Jaycob Deese	85.0
2023	Josh Ekness	67.0
2024	Antoine Jean	63.1

Saves

Note: Saves were not kept as an official statistic until 1971.

1971	Terry Dunken Steve Brewer	1
1972	Larry Hines	2
1973	Four Players	1
1974	John Kopycinski Rick Mahoney	2
1975	Danny Lee James Ingram	2
1976	Kevin Rupp	6
1977	Tom Lukish Joe Billingsley	1
1978	Billy Blum Tom Lukish	2
1979	Bobby Hollas	1
1980	Four Players	1
1981	Rayner Noble	6
1982	Mark Hall Doug Drabek	2

1983	Three Players	2
1984	Larry Coker	3
1985	Mike Walker	4
1986	Larry Coker	5
1987	Mike Pulido	4
1988	Woody Williams Eric Rasberry	1
1989	Al Benavides	5
1990	Keith Darter	4
1991	Al Benavides	4
1992	Jason Hart	3
1993	Jeremy Tyson Brett Jones	3
1994	Shane Buteaux	5
1995	Jason Farrow	7
1996	Mark Manbeck	4
1997	Robert Dieudonne	6
1998	Bryan Moore	3
1999	Bryan Moore Duncan McAdoo	2
2000	Greg Runser	6
2001	Nathan Mitchell Matt Hooper	3
2002	Jesse Crain	10
2003	Ryan Wagner	15
2004	Brandon Roznovsky	9
2005	Justin Vaclavik	12
2006	Clayton Boone	4
2007	Bryan Tully Chris Wright	3
2008	Chase Dempsay	11
2009	Donnie Joseph	11
2010	Matt Creel	7
2011	Dakota Dill	4
2012	Mo Wiley	4
2013	Chase Wellbrock	11
2014	Chase Wellbrock	12
2015	Seth Romero	7
2016	Nick Hernandez	11
2017	Aaron Fletcher	8
2018	Carter Henry Joey Pulido	6
2019	Fred Villarreal	10
2020	Derrick Cherry	3
2021	Derrick Cherry	5
2022	Ben Sears	12
2023	Justin Murray	10
2024	Justin Murray	5



YEAR-BY-YEAR LINEUPS

All-Americans are listed in **bold**;

All-Conference performers are listed in CAPS.

1966 (18-11-1)

C	Larry Strelau
1B	Tom Paciorek
2B	Ron Baker
3B	Ken Hebert
SS	Larry Kubiak
LF	Ike Lucas
or	G.J. Cantu
CF	G. J. Cantu
or	Ike Lucas
RF	Jim Payne
P	Jim Borski
P	Wayne Hill
P	Larry Satcher
P	Rick Brewer
RP	Van Ross Smith

1967 (21-11)

C	Larry Strelau
1B	Ken Hebert
2B	Ron Baker
3B	G.J. Cantu
SS	Art Toombs
LF	Tom Paciorek
CF	Ike Lucas
RF	Bo Burris
P	Carroll Moore
P	Wayne Hill
P	Larry Satcher
RP	Bubba Hill

1968 (14-15-1)

C	Lawrence Strelau
1B	Wayne Westphal
2B	Don Hill
3B	Jay Lee
or	Marty McVey
SS	Art Toombs
or	Richard Schwartz
LF	Tom Paciorek
CF	Trey Williams
RF	Jim Sparkman
P	Wayne Hill
P	Larry Satcher
RP	John Post

1969 (15-23)

C	Phil Rose
1B	Art Toombs
2B	Don Hill
3B	Jay Lee
SS	Richard Schwartz
LF	Rod Johnson
CF	Trey Williams
RF	Jim Sparkman
P	Larry Taylor
P	Bubba Hill
P	James Ripple
RP	Alex Jordan

1970 (19-17)

C	Mike Clark
or	Larry Martin
1B	Bill McLain
2B	Don Hill
3B	Richard Schwartz
SS	Steve Spretz
LF	Larry Aubin
or	Eddie Henderson
CF	Jim Barger
RF	Rusty Clark
P	Johnny Hatcher
P	Larry Taylor
P	Tom Ball
P	Steve Berghaier
RP	Elroy Othold

1971 (24-15)

C	Larry Martin
1B	Bill McLain
2B	Don Hill
3B	Eddie Henderson
or	Tommy Kaiser
SS	Russ Schroeder
LF	Phillip Terrell
CF	David Vinson
RF	Jim Ripple
P	Johnny Hatcher
P	Elroy Othold
P	Mike Gilbert
P	Tom Ball
RP	Steve Berghaier

1972 (25-23-1)

C	Larry Martin
1B	Bill McLain
2B	Mike Novak
3B	Tommy Kaiser
SS	Russ Schroeder
LF	Tom Duschinski
CF	Mark Stevens
or	David Vinson
RF	Mike Maddox
P	Johnny Hatcher
P	Steve Brewer
P	Tom Ball
RP	Dan Chambers

1973 (15-16-1)

C	MIKE BOLLMAN
1B	Rick Schroeder
2B	Tony Black
3B	TOMMY KAISER
SS	Russ Schroeder
LF	Tom Duschinski
CF	Mark Stevens
RF	DAVID VINSON
P	Steve Brewer
P	Johnny Hatcher
P	Elroy Othold
RP	James Ingram

1974 (20-21)

C	Mike Bollman
1B	STEVE REEVES
2B	Billy Hurry
3B	Tommy Kaiser
SS	Irl Kincaid
LF	Mike Maddox
CF	Mark Stevens
RF	David Vinson
DH	Tom Duschinski
P	Rick Mahoney
P	James Ingram
P	Charles Garza
RP	Steve Boron

1975 (18-25)

C	Mike Gardner
or	David Husmann
1B	Steve Reeves
2B	Doug Phillips
3B	Irl Kincaid
SS	Kevin Rupp
LF	Kevin Maddox
CF	Mark Stevens
RF	Mike Higgins
DH	Ken Humphreys
or	Mike Higgins
P	James Ingram
P	Joe Billingsley
P	Danny Lee
RP	Steve Boron

1976 (31-15)

C	Jerry Willeford
or	David Husmann
1B	Rick Schroeder
2B	Doug Phillips
3B	Julio Acosta
SS	Ralph Wheeler
LF	Jay Beard
CF	Thad Altman
RF	Ike Haas
DH	Ken Humphreys
P	CHARLES GARZA
P	Joe Billingsley
P	James Ingram
P	Bill Nelson
RP	Kevin Rupp

1977 (27-17-1)

C	Randy Abendroth
1B	Bobby Hollas
2B	GARY WEISS
3B	Ralph Wheeler
SS	Steve Kovar
LF	Jay Beard
CF	Mark David
RF	Donny Lopez
DH	Ike Haas
P	Billy Blum
P	Jeff Simons
P	Tom Lukish
P	Charles Garza
RP	Lonnie McKinney

1978 (30-21)

C	Jeff Copeland
1B	Bobby Hollas
2B	Gary Weiss
3B	Mike Breslin
SS	Steve Kovar
LF	Donnie Randell
CF	JAY BEARD
RF	Donny Lopez
DH	Terry Byrum
P	Billy Blum
P	Tom Lukish
P	Jeff Simons
RP	Jimmie Cherry

1979 (27-17)

C	Jeff Copeland
1B	Bobby Hollas
2B	Terry Byrum
or	Mark Alexander
3B	Jay Beard
or	Kevin Muno
SS	Kevin Muno
LF	Jay Beard
or	Rob Von Tungeln
CF	Rusty Snyder
RF	Donnie Randell
DH	Alvin Ruben
P	Jimmie Cherry
P	Tom Lukish
P	Mark Krampitz
RP	David Minielly

1980 (17-28-1)

C	Tom Penney
1B	MIKE BRESLIN
2B	Mark Alexander
3B	David Minielly
SS	Bobby Bell
LF	Rob Von Tungeln
CF	Rayner Noble
RF	Terry Byrum
DH	Bob Heine
or	Rayner Noble
or	Kevin Muno
P	Brent Bentley
P	Rayner Noble
P	John Shannon
RP	Ricky Nixon

1981 (32-20-1)

C	Jeff Jacobson
1B	Mike Breslin
or	Dale Oliver
2B	Chuck Shirley
3B	Charlie Rizzo
SS	Brett Baker
LF	Wesley Gregersen
CF	MARK LAVESPERE
RF	Rusty Snyder
DH	MIKE MINTURN
P	Jeff Achilles
P	Doug Drabek
P	Rob Riley
RP	Rayner Noble



1982 (42-14-2)

C	Jeff Jacobson
1B	Jeff Achilles
2B	Corky Swindell
3B	Charlie Rizzo
SS	Brett Baker
LF	WESLEY GREGERSEN
CF	Mark Lavespere
RF	Mike Breslin
DH	Mike Minturn
P	Doug Drabek
P	Rayner Noble
P	Mark Hall
P	Rob Riley
RP	Kyle Channing

1983 (43-15)

C	Riley Epps
1B	Trey South
2B	Corky Swindell
3B	Charlie Rizzo
SS	Mark Massey
LF	Gary Wright
or	Dan Larson
CF	Steve Seberger
RF	RAYNER NOBLE
DH	RAYNER NOBLE
or	Billy Savarino
P	Doug Drabek
P	RAYNER NOBLE
P	Aty Garcia
P	Greg Brinkman
RP	Mark Dickman

1984 (32-23)

C	Riley Epps
1B	Trey South
2B	Mark Grimes
3B	Mike Basso
SS	Mike Ingle
LF	Benny Mota
CF	David Pierce
RF	John Altobelli
DH	DAN LARSON
P	Greg Brinkman
P	Ed Clark
P	Stuart Stauffacher
RP	Larry Coker

1985 (44-17)

C	Pat Hewes
1B	Damon Baldwin
2B	Mark Grimes
3B	Mike Basso
SS	Mike Ingle
LF	Joe Simms
CF	Guy Garibay
RF	John Altobelli
DH	Benny Mota
P	Mike Walker
P	Stuart Stauffacher
P	David Kmiecik
RP	Ed Clark

1986 (35-23)

C	PAT HEWES
1B	Damon Baldwin
2B	Mitch Gaspard
3B	Mike Basso
SS	Steve Dolezel
LF	John Fertitta
CF	John Fertitta
or	Paul Elliot
RF	Larry Coker
DH	Mike Musolino
P	Steve Cummings
P	Mike Walker
P	Paul Kuzinar
RP	Larry Coker

1987 (40-24-1)

C	Fred Hinojosa
1B	LARRY COKER
2B	Mitch Gaspard
3B	Brian Huddleston
SS	Woody Williams
LF	John Fertitta
CF	Mike Walker
RF	OMAR BREWER
DH	Scott Sowers
P	JODY SUPAK
P	Kyle Atkinson
P	Anthony Young
RP	Mike Pulido

1988 (33-22-3)

C	FRED HINOJOSA
1B	Henry DeLeon
2B	Randy Lee
3B	Ross Goolsby
SS	Woody Williams
LF	David Vasquez
CF	Tony Trent
RF	Mickey House
DH	Mike Rhodes
P	Woody Williams
P	Brett Simpson
P	Eric Rasberry
RP	Bobby Stone

1989 (43-17)

C	FRED HINOJOSA
1B	Bret Bartley
2B	Mark Hooker
3B	Scott Sheldon
SS	Randy Lee
LF	DAVID VASQUEZ
CF	Rusty Smajstrla
RF	Mark Cerny
DH	Keith Darter
P	Eric Rasberry
P	Keith Darter
P	Garth Buresh
P	Ben Weber
RP	Al Benavides

1990 (44-23)

C	Fred Hinojosa
1B	JAMES WAMBACH
2B	Russell Stockton
3B	Ricky Torres
SS	Scott Sheldon
LF	Bret Bartley
CF	Phil Lewis
RF	Derrick Dietrich
DH	KEITH DARTER
P	Vaughn Eshelman
P	Ben Weber
P	Keith Darter
RP	AL BENAVIDES

1991 (37-19)

C	Chris Tremie
1B	James Wambach
2B	Russell Stockton
3B	Joe Betters
SS	Scott Sheldon
LF	RUSTY SMAJSTRLA
CF	Phil Lewis
RF	Brian Blair
DH	Steve Ousley
P	Vaughn Eshelman
P	Ben Weber
P	Steve Velasquez
RP	AL BENAVIDES

1992 (25-28)

C	Chris Tremie
1B	GREYSON LILES
2B	Scott Kohler
3B	Ricky Freeman
SS	R.D. Long
LF	Brian Blair
CF	PHIL LEWIS
RF	Derrick Dietrich
DH	Carlos Perez
P	JEFF HAAS
P	Wade Williams
P	Jeff Wright
RP	Jason Hart

1993 (32-24)

C	Mike Hatch
1B	Kirk Taylor
2B	Scott Kohler
3B	RICKY FREEMAN
SS	Jason McDonald
LF	Brian Blair
CF	PHIL LEWIS
RF	Shane Buteaux
DH	Billy Waid
P	Jeff Wright
P	Matt Beech
P	Wade Williams
RP	Jeremy Tyson
or	Brett Jones

1994 (30-26)

C	Mike Hatch
1B	RICKY FREEMAN
2B	Pat Cauley
or	Alex Trevino
3B	J.J. Matzke
SS	Ryan Elizondo
LF	Carlos Perez
CF	SHANE BUTEAUX
or	Dustin Carr
RF	SHANE BUTEAUX
DH	Tom Maleski
P	Matt Beech
P	Bo Hernandez
P	Brad Towns
RP	SHANE BUTEAUX

1995 (26-29)

C	Brandon Milam
1B	Carlos Perez
2B	Rey Trevino
3B	Tom Maleski
SS	JASON SMIGA
LF	Chris Scott
CF	Dustin Carr
RF	JASON FARROW
DH	JASON FARROW
or	Brant Romero
P	Jon McDonald
P	John Box
P	David Hamilton
P	Brad Towns
RP	JASON FARROW

1996 (29-28)

C	Bruce Rios
1B	Matt Ferrell
2B	Ryan Ware
3B	Joaquin Martinez
SS	Dominic Hernandez
LF	Karl Ryden
CF	Dustin Carr
RF	Mike Medrano
DH	JASON SCHREIBER
P	Danny Crawford
P	Jon McDonald
RP	Mark Manbeck
or	Tommy Marik

1997 (40-23)

C	BRUCE RIOS
1B	Scott Keithley
2B	Ryan Ware
3B	DUSTIN CARR
SS	SHAUN SKREHOT
LF	Brandon Caraway
CF	GOEFREY TOMLINSON
RF	Eric Lee
DH	Jason Schreiber
P	Shane Nance
P	Jon McDonald
P	Scott McLeod
RP	Robert Dieudonne

**1998 (34-25)**

C	Jarrod Bitter
1B	Jayne Sperring
2B	Sean Allen
3B	Kris Wilken
SS	Shaun Skrehot
LF	BRANDON CARAWAY
CF	Mike Medrano
RF	Eric Lee
DH	BRUCE RIOS
P	SHANE NANCE
P	JON McDONALD
P	Duncan McAdoo
RP	Bryan Moore

1999 (40-24)

C	JARROD BITTER
1B	J.P. WOODWARD
2B	BRANDON CARAWAY
3B	Kris Wilken
SS	Aaron Melebeck
LF	Tyson Schweitzer
CF	Jason Pekar
RF	Eric Lee
DH	Bruce Rios
P	SHANE NANCE
P	KYLE CROWELL
P	Duncan McAdoo
RP	Bryan Moore

2000 (48-18)

C	JARROD BITTER
1B	J.P. Woodward
2B	Sean Allen
3B	KRIS WILKEN
SS	AARON MELEBECK
LF	TYSON SCHWEITZER
CF	Brandon Caraway
RF	ERIC LEE
DH	Shane Nance
P	KYLE CROWELL
P	DUNCAN McADOO
P	Shane Nance
RP	Greg Runser

2001 (29-30)

C	CHRIS SNYDER
1B	Thanos Papavasiliou
2B	Sean Allen
3B	Hyung Cho
SS	Keith Ahrens
LF	Gabe Lucas
CF	MICHAEL BOURN
RF	Sam Mitchell
DH	Josh Snook
P	BRAD SULLIVAN
P	Gene Flores
P	AUSTIN FAUGHT
RP	Nathan Mitchell

2002 (48-17)

C	CHRIS SNYDER
1B	BRETT COOLEY
2B	Stuart Musslewhite
3B	Hyung Cho
SS	JESSE CRAIN
LF	Gabe Lucas
CF	MICHAEL BOURN
RF	Anthony Scalise
DH	Keith Whatley
P	BRAD SULLIVAN
P	Gene Flores
P	Keith Whatley
P	Danny Zell
RP	JESSE CRAIN

2003 (37-30)

C	Brett Logan
1B	Thanos Papavasiliou
2B	Cole Bruce
3B	HYUNG CHO
SS	Stuart Musslewhite
LF	Gabe Lucas
CF	Michael Bourn
RF	Matt Farrington
DH	Travis Tully
P	BRAD SULLIVAN
P	Danny Zell
P	Garrett Mock
RP	RYAN WAGNER

2004 (30-29)

C	Brett Logan
or	Rob Johnson
1B	Thanos Papavasiliou
2B	Cole Bruce
3B	Nick Bott
SS	Stuart Musslewhite
LF	TRAVIS TULLY
CF	Jake Stewart
RF	Rob Johnson
or	Matt Farrington
DH	Brett Cooley
or	Kevin Roberts
P	Matt Varner
P	Garrett Mock
P	Brad Lincoln
RP	Brandon Roznovsky

2005 (29-30)

C	Brett Logan
1B	Brad Lincoln
or	Matt Farrington
2B	Kevin Roberts
or	Bryan Pounds
3B	Bryan Pounds
or	Stephen Whalen
SS	Dustin Kingsbury
LF	TRAVIS TULLY
CF	Jake Stewart
RF	Mark McGonigle
or	Chris Joseph
DH	Brad Lincoln

or	KEVIN ROBERTS
or	Brian Temko
P	MATT FARRINGTON
P	Kevin Roberts
P	Brad Lincoln
RP	Justin Vaclavik

2006 (39-22)

C	Luis Flores
or	Brett Logan
1B	Josh Stirneman
2B	ISA GARCIA
3B	Dustin Kingsbury
SS	Travis Cougot
LF	Jake Stewart
CF	Bryan Tully
RF	MATT WESTON
DH	BRAD LINCOLN
P	BRAD LINCOLN
P	Ricky Hargrove
P	Luis Flores
RP	Clayton Boone

2007 (28-28)

C	LUIS FLORES
1B	Josh Stirneman
2B	Ryan Lormand
3B	Dustin Kingsbury
SS	Bryan Pounds
LF	JIMMY CESARIO
CF	Zak Presley
RF	Bryan Tully
DH	Felix Fanaselle
P	Aaron Brown
P	WES MUSICK
P	John Touchton
RP	Chris Wright
or	Bryan Tully

2008 (42-24)

C	Chris Wallace
or	Austin Goolsby
1B	Jimmy Cesario
or	Bryan Pounds
2B	Ryan Lormand
3B	BRYAN POUNDS
SS	Blake Kelso
LF	JAKE STEWART
CF	Zak Presley
RF	Bryan Tully
DH	Felix Fanaselle
or	Caleb Ramsey
P	WES MUSICK
P	John Touchton
P	Donnie Joseph
or	Jared Ray
RP	Chase Dempsay

2009 (27-31)

C	CHRIS WALLACE
or	John Cannon
1B	David Murphy
or	Ty Stuckey

or	Chase Dempsay
or	Chris Wallace
2B	Taylor White
or	David Murphy
3B	Jake Runte
or	David Murphy
or	Codey Morehouse
or	Tom Wertz
SS	BLAKE KELSO
LF	Caleb Ramsey
CF	Zak Presley
RF	William Kankel
or	Chase Dempsay
or	Tom Wertz
DH	Chase Dempsay
or	Matt Murphy
or	William Kankel
P	Wes Musick
P	MICHAEL GOODNIGHT
P	Mo Wiley
or	JARED RAY
RP	DONNIE JOSEPH

2010 (25-32)

C	Chris Wallace
1B	Matt Creel
2B	Ryan Still
3B	Austin Gracey
SS	Blake Kelso
LF	Caleb Ramsey
CF	Joel Ansley
RF	Zak Presley
DH	M.P. COKINOS
P	Michael Goodnight
P	William Kankel
P	Eric Brooks
RP	Mo Wiley
or	Taylor Hammack

2011 (27-32)

C	John Cannon
1B	M. P. Cokinos
2B	Ryan Still
3B	Codey Morehouse
or	Austin Gracey
SS	Chase Jensen
LF	Joel Ansley
CF	LONDON APPLING
RF	CALEB RAMSEY
DH	Matt Creel
P	Jordan Lewis
P	Mo Wiley
P	Chase Wellbrock
P	Jared Ray

2012 (18-35-1)

C	John Cannon
1B	Casey Grayson, Jacob Lueneburg
2B	Chase Jensen, Landon Appling
3B	Codey Morehouse, Taylor White, Jake Runte
SS	Chase Jensen, Jake Runte
LF	Michael Pyeatt, Price Jacobs



CF Landon Appling, Price Jacobs
RF Jacob Lueneburg, Price Jacobs
DH Jonathan Davis
P Austin Pruitt
P Jordan Lewis
P Jared Ray
P Mo Wiley

2013 (36-22)

C Caleb Barker
1B JUSTIN MONTEMAYOR
2B Josh Vidales
3B Jonathan Davis
SS FRANKIE RATCLIFF
LF Michael Pyeatt
CF Landon Appling
RF KYLE SURVANCE
DH Jacob Campbell
P Daniel Poncedeleon
P AUSTIN PRUITT
P Jake Lemoine
P Aaron Garza
RP Chase Wellbrock, Matt Hernandez

2014 (48-18)

C CALEB BARKER
1B CASEY GRAYSON
2B Josh Vidales
3B CONNOR HOLLIS
SS Frankie Ratcliff
LF Michael Pyeatt
CF Landon Appling/Ashford Fulmer
RF KYLE SURVANCE
DH JUSTIN MONTEMAYOR
P AARON GARZA
P JAKE LEMOINE
P ANDREW LANTRIP
P David Longville
RP CHASE WELLBROCK, Tyler Ford

2015 (43-20)

C Ian Rice
1B CHRIS IRIART
2B JOSH VIDALES
3B Justin Montemayor
SS Connor Wong
LF Corey Julks
CF Ashford Fulmer
RF KYLE SURVANCE
DH JACOB CAMPBELL
P ANDREW LANTRIP
P KYLE DOWDY
P SETH ROMERO
P David Longville
RP Aaron Fletcher, Patrick Weigel

2016 (36-23)

C Jacob Campbell
1B Justin Montemayor
2B Josh Vidales
3B Connor Hollis
SS Jose Reyes
LF COREY JULKS

CF Zac Taylor
RF CONNOR WONG
DH JOE DAVIS
P ANDREW LANTRIP
P SETH ROMERO
P Trey Cumbie
P Mitch Ullom
RP NICK HERNANDEZ

2017 (42-21)

C CONNOR WONG
1B Lael Lockhart Jr., Joe Davis
2B Connor Hollis
3B Jared Triolo, JAKE SCHEINER
SS Cooper Coldiron, JAKE SCHEINER
LF COREY JULKS, Tyler Bielamowicz
CF COREY JULKS, Grayson Padgett
RF Grayson Padgett, Jared Triolo
DH JOE DAVIS
P TREY CUMBIE
P MITCH ULLOM
P John King
P Carter Henry
RP Aaron Fletcher

2018 (38-25)

C Kyle Lovelace
1B LAEL LOCKHART JR.
2B Connor Hollis
3B Jared Triolo
SS Cooper Coldiron
LF Landon Etzel
CF Grayson Padgett
RF Tyler Bielamowicz
DH JOE DAVIS
P TREY CUMBIE
P AARON FLETCHER
P Ryan Randel
P Brayson Hurdsman, Lael Lockhart Jr.
RP Carter Henry, Joey Pulido

2019 (32-24)

C Kyle Lovelace
1B JOE DAVIS
2B Brad Burckel
3B JARED TRIOLO
SS Kobe Hyland
LF Rey Fuentes III, Blake Way
CF Grayson Padgett, Johnathon Thomas
RF Tyler Bielamowicz, Lael Lockhart Jr.
DH Derrick Cherry
P Lael Lockhart Jr.
P CLAY AGUILAR
P Ryan Randel
P Jared Pettitte, Brayson Hurdsman
RP DEVON ROEDAHL, FRED VILLARREAL

2020 (6-9)

C Kyle Lovelace
1B Ryan Hernandez
2B Brad Burckel
3B Ian McMillan
SS Kobe Hyland
LF Rey Mendoza, Blake Way, Brett Cain

CF Tyler Bielamowicz
RF Steven Rivas
DH Derrick Cherry
P Lael Lockhart Jr.
P Clay Aguilar
P Jared Pettitte
P Nick Rupp
RP Derrick Cherry

2021 (19-34)

C Kyle Lovelace
1B Ryan Hernandez
2B Brad Burckel
3B Will Pendergrass
SS Ian McMillan
LF TYLER BIELAMOWICZ
CF Brandon Uhse
RF Steven Rivas
DH Ryan Hernandez, Samuel Benjamin
P ROBERT GASSER
P Ben Sears
P Carter Henry
P Jaycob Deese
RP Derrick Cherry, Cameron Prayer

2022 (37-24)

C ANTHONY TULIMERO
1B RYAN HERNANDEZ
2B Brandon Burckel
3B Zach Arnold
SS IAN MCMILLAN
LF Cameron Nickens, BRANDON UHSE
CF Samuel Tormos, Malachi Lott
RF Alex Lopez
DH BRANDON UHSE
RP BEN SEARS
P Jaycob Deese

2023 (36-23)

C Anthony Tulimero
1B JUSTIN MURRAY
2B Brandon Burckel
3B ZACH ARNOLD
SS Ian McMillan
LF Cameron Nickens, Malachi Lott
CF Drew Bianco
RF Brandon Uhse
DH Alex Lopez
P Josh Ekness
RP JUSTIN MURRAY

2024 (26-28)

C Jonathan French
1B JUSTIN MURRAY
2B HAROLD COLL
3B Anthony Tulimero or Alex Lopez
SS Coby DeJesus
LF ACE REESE or CARY ARBOLIDA
CF Cameron Nickens or Jacob Schoenvogel
RF Tre Jones or Cary Arbolida
DH Kenneth Jimenez
SP Antoine Jean
SP CADE CITELLI
CP JUSTIN MURRAY



VS. NATIONALLY RANKED OPPONENTS

Note: Below is a listing of the University of Houston Baseball program's games against nationally-ranked opponents, according to the best UH records.

2024 (0-4)

March 2	vs. #9 Vanderbilt !	L	1-3
April 23	at #1 Texas A&M	L	11-13
MAY 17	#19 OKLAHOMA ST.	L	3-20
MAY 18	#19 OKLAHOMA ST.	L	2-9

! Astros Foundation College Classic (Minute Maid Park)

2023 (2-2)

MAR. 14	VS. NO. 15 TEXAS A&M	L	1-5
MAR. 31	VS. NO. 8 ECU	W	5-4 (10)
APR. 1	VS. NO. 8 ECU	L	5-4
APR. 2	VS. NO. 8 ECU	W	6-4

2022 (0-5)

Feb. 20	vs. ^#8 TCU	L	0-19 (8)
May 19	at #21 ECU	L	4-8
May 20	at #21 ECU	L	3-5
May 21	at #21 ECU	L	2-3 (10)
May 29	vs. !#8 ECU	L	1-6

^ MLB4 Tournament (Scottsdale, Ariz.)
! American Championship (Clearwater, Fla.)

2021 (2-6)

March 5	#19 TEXAS	L	0-1
March 6	#19 TEXAS	W	3-2 (11)
March 7	#19 TEXAS	L	2-8
March 16	#25 TEXAS A&M	L	4-9
April 30	at #25 Tulane	L	0-3
April 30	at #25 Tulane	L	4-11
May 1	at #25 Tulane	W	7-4
May 1	at #25 Tulane	L	5-6

2020 (2-3)

Feb. 21	vs. ^#25 Stanford	W	11-4
Feb. 23	vs. ^#1 Texas Tech	L	2-3 (10)
March 6	at #25 Arizona	L	1-7
March 7	at #25 Arizona	W	3-1
March 8	at #25 Arizona	L	6-10

^ - Round Rock Classic (Dell Diamond, Rock Rock, Texas)

2019 (5-6)

Feb. 22	#24 ARIZONA	W	2-1
Feb. 23	#24 ARIZONA	W	9-7
Feb. 24	#24 ARIZONA	L	4-9
March 1	vs. !#16 TCU	L	6-10
March 3	vs. !#23 Texas A&M	L	2-3
April 5	#11 ECU	W	2-0
April 6	#11 ECU	L	3-15
April 7	#11 ECU	L	1-3
April 9	at #30 Sam Houston State	W	12-7
April 16	#7 Texas A&M	W	4-1
May 22	vs. %#7 ECU	L	2-13

! - Houston College Classic (Minute Maid Park)
% - American Championship (Clearwater, Fla.)

2018 (13-9)

Feb. 23	at #13 Cal State Fullerton	L	1-2 (15)
Feb. 24	at #13 Cal State Fullerton	W	9-4
Feb. 25	at #13 Cal State Fullerton	W	10-5
March 2	vs. #6 Kentucky	L	2-14 (7)
March 3	vs. #21 Mississippi State	L	2-3 (12)
March 4	vs. #5 Vanderbilt	L	4-9
April 20	#24 WICHITA STATE	W	3-1
April 22	#24 WICHITA STATE	W	6-5
April 22	#24 WICHITA STATE	W	3-1
April 24	at #19 Texas	L	4-9
April 27	at #7 ECU	W	5-4
April 28	at #7 ECU	W	3-1
April 29	at #7 ECU	W	6-5
May 11	at #18 UConn	W	6-5
May 11	at #18 UConn	W	10-1
May 13	at #18 UConn	L	4-6
May 24	vs. #15 ECU%	W	5-3
May 25	vs. #15 ECU%	L	1-12 (7)
June 1	vs. #27 Purdue^	W	9-1
June 2	vs. #6 North Carolina^	L	3-4
June 3	vs. #27 Purdue^	W	8-4
June 3	vs. #6 North Carolina^	L	11-19

% - American Championship (Clearwater, Fla.)
^ - NCAA Chapel Hill Regional (Chapel Hill, N.C.)

2017 (8-7)

March 3	#7 CAL STATE FULLERTON	W	7-4
March 4	#7 CAL STATE FULLERTON	L	1-4
March 10	at #10 Baylor	L	1-2
March 12	at #10 Baylor	L	0-5
March 12	at #10 Baylor	W	2-0
March 21	at #10 Louisiana	W	4-0
March 24	at #27 UC Irvine	W	4-3
March 25	at #27 UC Irvine	W	5-4
March 26	at #27 UC Irvine	L	7-3
April 28	at #22 South Florida	W	7-3
April 29	at #22 South Florida	L	4-7
April 30	at #22 South Florida	L	4-5
May 16	at #28 McNeese	W	5-4
June 2	^#28 IOWA	L	3-6
June 4	^#28 IOWA	W	7-5

^ - NCAA Houston Regional (Schroeder Park)

2016 (9-10)

Feb. 26	vs. !#23 Texas Tech	L	2-3
Feb. 27	vs. !#18 Arkansas	L	3-12
Feb. 28	vs. !#13 TCU	L	1-10
March 11	at #23 Alabama	W	3-1
March 12	at #23 Alabama	W	3-2
March 13	at #23 Alabama	L	6-7
March 29	#1 TEXAS A&M	L	2-7
April 1	at #19 East Carolina	L	1-3
April 2	at #19 East Carolina	L	1-5
April 3	at #19 East Carolina	W	6-1
April 29	at #20 Tulane	W	10-6
April 30	at #20 Tulane	L	4-10
May 10	at #13 Rice	W	10-0
May 11	#21 LOUISIANA	W	3-2
May 17	vs. #15 Rice	W	24-6
May 20	#10 TULANE	W	3-2
May 20	#10 TULANE	L	4-8

May 21	#10 TULANE	L	3-4
May 26	vs. ^#11 Tulane	W	5-3

! - Houston College Classic (Minute Maid Park)
^ - American Championship (Clearwater, Fla.)

2015 (5-7)

Feb. 20	#20 ALABAMA	W	3-1
Feb. 21	#20 ALABAMA	W	14-9
Feb. 22	#20 ALABAMA	L	3-8
March 6	vs. !#2 LSU	L	2-4
March 8	vs. !#11 Texas A&M	L	0-6
March 17	#8 RICE	W	8-3
March 27	at #6 UCF	L	2-9
March 28	at #6 UCF	W	7-5
March 29	at #6 UCF	L	3-4
April 14	at #16 Rice	L	0-11
May 12	vs. #13 Rice	W	2-1
May 31	vs. ^#19 Rice	L	2-3 (20)

! - Houston College Classic (Minute Maid Park)
^ - NCAA Houston Regional (Cougar Field)

2014 (10-9)

Feb. 19	at #11 Rice	W	3-0
Feb. 28	!#26 Texas Tech	W	9-0
March 1	!#15 Texas	L	2-3
March 2	!#12 TCU	L	1-2
March 8	at #9 UCLA	W	4-3
MARCH 25	#10 RICE	W	6-2
APRIL 11	#10 LOUISVILLE	L	2-4
APRIL 12	#10 LOUISVILLE	L	2-3
APRIL 13	#10 LOUISVILLE	L	3-10
MAY 2	#18 UCF	L	3-4
MAY 3	#18 UCF	W	4-3
MAY 4	#18 UCF	W	5-2
May 13	vs. #14 Rice	W	7-3
May 25	vs. #5 Louisville	W	10-4
May 31	@#4 LSU	L	1-5
June 1	@#4 LSU	W	5-4 (11)
June 2	@#4 LSU	W	12-2
June 6	@#9 Texas	L	2-4
June 7	\$#9 Texas	L	0-4

! - Houston College Classic (Minute Maid Park)
@ - Baton Rouge Regional
\$ - Austin Super Regional

2013 (2-2)

March 1	!#30 Texas A&M	W	7-6
April 19	#22 RICE	W	8-7
April 20	#22 RICE	L	0-4
April 21	#22 RICE	L	1-11 (7)

! - Houston College Classic (Minute Maid Park)

2012 (2-14-1)

FEB. 28	#5 RICE	L	1-4
March 3	!#4 Arkansas	W	4-1
March 4	!#24 Texas Tech	L	4-10
March 9	at #14 Ole Miss	L	0-8
March 10	at #14 Ole Miss	L	0-9
March 11	at #14 Ole Miss	L	3-11
MARCH 27	#27 BAYLOR	L	5-14
MARCH 30	#16 UCF	L	3-8
MARCH 31	#16 UCF	L	1-9
APRIL 1	#16 UCF	L	1-3
April 5	at #27 East Carolina	L	3-10
April 6	at #27 East Carolina	L	1-16
April 7	at #27 East Carolina	T	4-4
May 4	at #6 Rice	W	11-6
May 5	at #6 Rice	L	3-4
May 6	at #6 Rice	L	2-8
May 23	#4 Rice	L	5-7

! - Houston College Classic (Minute Maid Park)

2011 (7-9)

March 6	! vs. #9 Texas A&M	L	4-11
March 23	at #18 Rice	L	2-7
March 25	at #11 TCU	W	7-6
March 26	at #11 TCU	L	10-16
March 27	at #11 TCU	L	1-9
March 29	at #25 Rice	L	0-7
April 1	at #27 Tulane	W	2-0
April 2	at #27 Tulane	W	5-2
April 3	at #27 Tulane	W	9-0
April 5	at #5 Texas A&M	W	3-2
MAY 6	#21 RICE	L	2-8
MAY 7	#21 RICE	L	6-12
MAY 8	#21 RICE	L	2-5
MAY 13	#12 SOUTHERN MISS	L	5-6
MAY 14	#12 SOUTHERN MISS	W	6-5
MAY 15	#12 SOUTHERN MISS	W	6-1

! - Houston College Classic (Minute Maid Park)

2010 (1-7)

March 2	at #9 Rice	L	2-8
March 6	! vs. #3 Texas	W	1-0
March 19	at #1 Arizona State	L	1-10
March 20	at #1 Arizona State	L	0-6
March 21	at #1 Arizona State	L	5-6
April 9	vs. #12 TCU	L	1-15
April 10	vs. #12 TCU	L	1-6
April 11	vs. #12 TCU	L	2-12

! - Houston College Classic (Minute Maid Park)

2009 (5-12)

Feb. 25	at #9 Rice	L	2-9
Feb. 27	! vs. #6 Baylor	L	2-3
Feb. 28	! vs. #5 UC Irvine	L	7-13
March 1	! vs. #1 Texas A&M	L	3-5
March 6	vs. #17 Cal Poly	L	5-13
March 7	vs. #17 Cal Poly	L	9-13
March 8	vs. #17 Cal Poly	W	3-2
March 17	at #29 Lamar	W	4-2
MARCH 18	#10 RICE	L	1-8
April 7	at #15 Texas A&M	W	9-2
MAY 1	#2 RICE	W	7-4



Table with columns: Date, Opponent, Result, Score. Includes games from May 2 to May 22.

2008 (9-9)

Table with columns: Date, Opponent, Result, Score. Includes games from Feb. 27 to June 2.

2007 (5-7)

Table with columns: Date, Opponent, Result, Score. Includes games from Feb. 9 to April 23.

2006 (8-14)

Table with columns: Date, Opponent, Result, Score. Includes games from Feb. 10 to May 27.

Table with columns: Date, Opponent, Result, Score. Includes games from May 8 to June 3.

2005 (10-19)

Table with columns: Date, Opponent, Result, Score. Includes games from Feb. 11 to May 28.

2004 (9-18)

Table with columns: Date, Opponent, Result, Score. Includes games from Feb. 15 to May 2.

Table with columns: Date, Opponent, Result, Score. Includes games from May 20 to May 25.

2003 (11-15)

Table with columns: Date, Opponent, Result, Score. Includes games from Feb. 8 to June 9.

! - Battle at the Beach (Malibu, Calif.);
\$ - Houston College Classic (Minute Maid Park);
% - C-USA Tournament (New Orleans, La.);
^ - NCAA College Station Regional (College Station, Texas);
& - NCAA Houston Super Regional (Reckling Park)

2002 (25-8)

Table with columns: Date, Opponent, Result, Score. Includes games from Feb. 8 to March 30.

Table with columns: Date, Opponent, Result, Score. Includes games from March 31 to April 2.

Table with columns: Date, Opponent, Result, Score. Includes games from April 9 to June 9.

2001 (2-14)

Table with columns: Date, Opponent, Result, Score. Includes games from Feb. 13 to May 9.

2000 (9-3)

Table with columns: Date, Opponent, Result, Score. Includes games from Feb. 4 to March 28.

1999 (6-13)

Table with columns: Date, Opponent, Result, Score. Includes games from Feb. 9 to March 24.



March 30 at #12 Baylor L 4-13
APRIL 6 #11 TEXAS W 12-6
 April 13 at #3 Rice L 4-9
 April 20 at #3 Texas A&M W 15-5
APRIL 28 #1 RICE W 8-3
 May 23 ! vs. #21 Tulane L 9-12
 ! – C-USA Tournament (Millington, Tenn.)

1998 (3-8)

Feb. 13 at #4 Alabama L 5-15
 Feb. 14 at #4 Alabama L 2-4
 Feb. 15 at #4 Alabama L 4-8
MARCH 6 #20 MICHIGAN W 10-5
MARCH 7 #20 MICHIGAN W 10-9
MARCH 8 #20 MICHIGAN W 12-10
MARCH 24 #14 TEXAS A&M L 3-6 (8)
MARCH 24 #14 TEXAS A&M L 4-7
APRIL 15 #13 RICE L 3-12
APRIL 28 #16 BAYLOR L 2-7
 May 22 ! vs. #18 South Alabama L 6-12
 ! – NCAA South I Regional (Baton Rouge, La.)

1997 (6-4)

Feb. 8 at #4 Rice W 16-1
FEB. 9 #4 RICE L 8-11
MARCH 1 #7 WICHITA STATE W 10-6
MARCH 1 #7 WICHITA STATE W 4-3
MARCH 19 #23 TEXAS A&M W 6-4
 March 21 at #14 South Florida W 6-5
 March 22 at #14 South Florida L 5-9
 March 23 at #14 South Florida W 11-6
APRIL 8 #22 RICE L 5-6
APRIL 21 #14 RICE L 5-8

1996 (2-4)

MARCH 8 #21 UCF W 9-5
MARCH 9 #21 UCF W 8-3
MARCH 10 #21 UCF L 1-5
APRIL 6 #20 TEXAS L 1-6
APRIL 6 #20 TEXAS L 5-10
APRIL 7 #20 TEXAS L 3-11

1994 (6-8)

FEB. 26 #7 LSU L 5-8
FEB. 27 #7 LSU L 2-7
MARCH 5 #25 MCNEESE L 7-18
MARCH 9 #14 OKLAHOMA W 8-3
MARCH 18 #10 RICE W 9-8 (10)
MARCH 19 #10 RICE W 8-7
MARCH 19 #10 RICE L 6-26
MARCH 25 #5 TEXAS L 7-13
MARCH 26 #5 TEXAS W 7-2
MARCH 27 #5 TEXAS L 8-17
MARCH 29 #21 LAMAR W 9-5
 April 1 at #24 Texas A&M L 9-15
 April 2 at #24 Texas A&M L 1-2 (8)
 April 2 at #24 Texas A&M W 8-3

1993 (4-6)

FEB. 13 #16 TULANE W 9-7
FEB. 14 #16 TULANE W 5-3
 March 13 at #13 Rice L 4-17
 March 14 at #13 Rice L 1-2
 March 14 at #13 Rice L 1-4
 March 20 at #1 Texas W 4-1
 March 20 at #1 Texas L 7-8
 March 21 at #1 Texas L 5-8
APRIL 2 #12 TEXAS TECH L 2-13
APRIL 3 #12 TEXAS TECH W 3-1
APRIL 3 #12 TEXAS TECH L 3-4 (6)

1992 (2-1)

MARCH 13 #4 TEXAS W 5-2
MARCH 14 #4 TEXAS L 1-6
MARCH 14 #4 TEXAS W 11-4

1990 (7-7)

MARCH 23 #7 ARKANSAS L 1-6
MARCH 24 #7 ARKANSAS L 4-6
MARCH 24 #7 ARKANSAS W 6-0
 April 10 at #16 Oklahoma State L 0-15
 April 10 at #10 Oklahoma State W 10-4
APRIL 20 #4 TEXAS W 7-5
APRIL 20 #4 TEXAS L 3-5
APRIL 21 #4 TEXAS L 5-15
 April 27 at #11 Texas A&M W 1-0
 April 28 at #11 Texas A&M W 4-3
 April 28 at #11 Texas A&M W 4-2
 May 19 ! vs. #4 Arkansas W 7-1
 May 25 \$ vs. #7 USC L 11-26
 May 26 \$ at #6 LSU L 4-6

! – SWC Tournament (Austin, Texas)

! – NCAA South I Regional (Baton Rouge, La.)

1989 (1-2)

APRIL 28 #2 TEXAS A&M L 10-11
APRIL 28 #2 TEXAS A&M W 11-3
APRIL 28 #2 TEXAS A&M L 6-12

1987 (4-12)

March 14 at #19 Wichita State L 4-7
 March 14 at #19 Wichita State W 12-11
 March 15 at #19 Wichita State W 2-1
 March 27 at #17 Arkansas W 4-3
 March 27 at #17 Arkansas L 3-10
 March 28 at #17 Arkansas L 6-12
 April 24 at #1 Texas L 2-15
 April 25 at #1 Texas L 2-4
 April 25 at #1 Texas L 4-7
MAY 1 #12 TEXAS A&M L 3-12
MAY 2 #12 TEXAS A&M W 4-3
MAY 2 #12 TEXAS A&M L 4-10
 May 15 ! at #1 Texas L 3-4
 May 17 ! vs. #4 Arkansas L 9-14
 May 23 \$ at #1 Texas L 3-15
 May 24 \$ at #1 Texas L 4-13

! – SWC Tournament (Austin, Texas)

\$ – NCAA Central Regional (Austin, Texas)

1986 (2-5)

Feb. 23 ! vs. #NA Tulane L 2-3
MARCH 9 #NA WICHITA STATE L 3-14
MARCH 10 #NA WICHITA STATE W 6-3
MARCH 13 #6 OKLAHOMA STATE W 4-0
MARCH 14 #6 OKLAHOMA STATE L 9-19
MARCH 15 #23 OKLAHOMA L 7-15
MARCH 16 #23 OKLAHOMA L 3-9

! – Louisiana Classics (Lafayette, La.)

1985 (6-12)

March 14 ! vs. #4 Oklahoma L 0-7
MARCH 22 #19 TEXAS A&M L 7-9
MARCH 23 #19 TEXAS A&M W 12-8
MARCH 23 #19 TEXAS A&M W 8-2
 April 5 at #5 Arkansas L 12-16
 April 6 at #5 Arkansas L 4-5
 April 6 at #5 Arkansas W 10-9
 April 19 at #19 Baylor L 6-22
 April 20 at #19 Baylor W 10-5
 April 20 at #19 Baylor L 2-3
 May 4 at #4 Texas L 0-8
 May 4 at #4 Texas L 4-15
 May 5 at #4 Texas L 9-11
 May 17 \$ at #1 Texas L 0-5
 May 18 \$ vs. #10 Baylor W 5-4
 May 19 \$ at #1 Texas L 6-14
 May 23 ^ vs. #21 LSU W 11-4
 May 24 ^ at #1 Texas L 2-9

! - Texas-Pan American Tournament (Edinburg, Texas);

\$ - SWC Tournament (Austin, Texas);

^ - NCAA Central Regional (Austin, Texas)

1984 (1-5)

MARCH 24 #3 TEXAS L 3-4
MARCH 24 #3 TEXAS L 0-19
MARCH 25 #3 TEXAS L 10-12
 March 17 at #5 Rice W 2-1
 March 18 at #5 Rice L 1-6
 March 18 at #5 Rice L 4-6

1983 (5-1)

March 25 #17 Texas A&M W 9-2
March 26 #17 Texas A&M W 4-3
March 26 #17 Texas A&M W 17-2
 April 29 at #1 Texas W 4-3
 April 30 at #1 Texas W 4-3
 April 30 at #1 Texas L 2-12

1982 (0-2)

May 28 ! vs. #3 Cal State Fullerton L 3-7
 May 30 ! at #1 Arizona State L 5-9

! - NCAA West II Regional (Tempe, Ariz.)

RECORDS vs. THE RANKED

Rank	Record	Pct.	Stk
vs. #1	11-34	.244	L10
vs. #2	3-9	.250	L3
vs. #3	10-13	.434	W1
vs. #4	10-22	.313	W2
vs. #5	9-17	.346	L1
vs. #6	3-13	.188	L4
vs. #7	8-12	.400	L1
vs. #8	6-9	.400	W1
vs. #9	4-14	.222	L3
vs. #10	11-13	.458	W2
vs. #11	12-7	.631	L2
vs. #12	7-15	.318	L1
vs. #13	3-10	.231	W2
vs. #14	6-12	.333	W1
vs. #15	7-7	.500	L2
vs. #16	3-7	.300	L6
vs. #17	8-7	.533	W1
vs. #18	9-8	.529	L1
vs. #19	8-12	.400	L3
vs. #20	5-5	.500	L1
vs. #21	5-12	.294	L4
vs. #22	5-9	.357	L2
vs. #23	9-11	.450	L2
vs. #24	6-3	.667	L1
vs. #25	8-11	.421	L1
vs. #26	1-0	1.000	W1
vs. #27	11-2-1	.857	W5
vs. #28	5-3	.625	W1
vs. #29	1-0	1.000	W1
vs. #30	4-3	.571	W2
vs. #31	5-1	.833	W1
vs. #32	1-0	1.000	W1
vs. #33	0-0	.000	---
vs. #34	3-1	.750	W2
vs. #35	4-2	.667	L2
vs. #36-42	0-0	.000	---
vs. #43	1-0	1.000	W1
vs. #44-46	0-0	.000	---
vs. #47	0-1	.000	L1
vs. #48-50	0-0	.000	---
vs. Unknown	1-2	.333	W1
Totals	210-307-1	.407	L4



YEAR-BY-YEAR HITTING STATS

Table with columns: YEAR, G, AVG., R, H, 2B, 3B, HR, RBI, BB, SO, SB, TB, SLG%, Runs/G, Hits/G. Rows list years from 2024 down to 1949, with data for each year's hitting statistics.



YEAR-BY-YEAR PITCHING STATS

YEAR	G	ERA	W-L	SV	SHO	IP	H	R	ER	BB	SO	BB/G	K/G
2024	54	5.59	26-28	11	4	472.0	498	326	293	247	540	4.57	10.00
2023	59	6.27	36-23	20	1	524.1	536	395	365	298	528	5.05	8.95
2022	61	5.11	37-24	18	0	539.0	548	330	306	211	488	3.46	8.00
2021	53	5.32	19-34	8	0	455.0	492	310	269	225	395	4.24	7.45
2020	15	4.45	6-9	4	0	139.2	149	85	69	76	156	5.06	10.4
2019	56	3.82	32-24	16	4	504.1	444	258	214	220	427	3.93	7.63
2018	63	3.84	38-25	15	5	560.2	494	282	239	221	492	3.51	7.81
2017	63	3.43	42-21	12	5	556.2	558	264	212	141	445	2.24	7.06
2016	59	2.48	36-23	15	8	522.0	433	197	144	114	475	1.93	8.05
2015	63	2.89	43-20	15	8	573.0	516	242	184	154	478	2.44	7.59
2014	66	2.35	48-18	17	9	589.0	504	187	154	119	426	1.80	6.45
2013	58	3.74	36-22	15	4	505.0	527	260	210	161	385	2.78	6.64
2012	54	5.32	18-35	6	0	476.2	576	355	282	219	347	4.06	6.43
2011	59	4.56	27-32	10	5	522.2	585	335	265	223	313	3.78	5.31
2010	57	6.54	25-32	12	2	501.0	592	420	364	334	412	5.85	7.22
2009	58	5.48	27-31	17	2	512.0	600	370	312	237	453	4.08	7.81
2008	66	5.31	42-24	22	1	586.0	639	406	346	292	482	4.48	7.40
2007	56	5.33	28-28	13	4	493.0	565	330	292	215	312	3.92	5.75
2006	61	3.58	39-22	10	4	541.0	508	251	215	198	502	3.29	8.35
2005	59	4.01	29-30	14	2	527.0	553	301	235	186	488	3.18	8.33
2004	59	4.61	30-29	12	2	517.0	536	322	265	237	440	4.13	7.66
2003	67	4.18	37-30	17	2	598.1	539	333	278	266	605	4.00	9.10
2002	65	3.20	48-17	15	8	574.1	491	248	204	206	548	3.23	8.59
2001	59	4.54	29-30	9	3	521.0	536	326	263	234	448	4.04	7.74
2000	66	3.58	48-18	9	5	597.2	598	265	238	165	440	2.46	6.63
1999	64	4.60	40-24	6	5	584.2	601	349	299	239	453	3.68	6.97
1998	59	5.46	34-25	7	6	504.0	548	351	306	226	399	4.04	7.13
1997	63	5.34	40-23	14	3	558.0	598	378	331	259	516	4.18	8.32
1996	57	5.79	29-28	10	1	492.1	591	410	317	325	367	5.94	6.71
1995	55	4.87	26-29	9	2	455.1	467	300	241	216	348	4.27	6.88
1994	56	5.51	30-26	7	2	455.2	473	345	279	295	361	5.83	7.13
1993	55	5.42	31-24	8	0	443.2	470	349	267	304	311	6.17	6.31
1992	53	3.28	25-28	8	1	461.1	439	229	168	195	342	3.80	6.67
1991	56	3.67	37-19	9	12	452.1	432	222	184	208	328	4.41	6.53
1990	67	3.91	44-23	8	6	540.2	530	302	235	267	419	4.44	6.97
1989	60	3.96	43-17	12	2	477.0	448	270	210	260	364	4.91	6.87
1988	58	5.00	33-22	2	2	453.2	440	314	252	275	378	5.46	7.50
1987	65	4.83	40-24	12	9	508.2	466	353	273	310	426	5.48	7.54
1986	58	4.41	35-23	10	5	449.1	440	283	220	212	324	4.25	6.49
1985	61	4.52	44-17	6	8	471.2	453	301	237	303	301	5.78	5.74
1984	55	5.98	32-23	9	3	427.2	474	319	284	289	268	6.08	5.64
1983	58	2.94	43-15	9	12	453.1	383	200	148	221	330	4.39	6.55
1982	58	3.51	42-14	7	9	456.1	364	201	178	267	290	5.27	5.72
1981	53	5.20	32-20	11	5	396.0	404	266	229	267	253	6.07	5.75
1980	46	5.46	17-28-1	4	2	344.0	429	255	209	190	165	4.97	4.32
1979	44	3.84	27-17	2	5	326.0	328	182	139	143	191	3.95	5.27
1978	51	4.54	30-21	7	2	404.1	414	258	204	214	285	4.76	6.34
1977	45	3.79	27-17-1	2	13	347.0	334	170	146	141	202	3.66	5.24
1976	46	2.97	31-15	6	9	353.2	306	149	117	161	244	4.10	6.21
1975	43	4.83	18-25	3	2	335.0	349	214	180	170	192	4.57	5.16
1974	41	5.93	20-21	5	4	320.1	381	260	211	151	131	4.24	3.68
1973	32	4.81	15-16-1	4	1	245.0	254	180	131	138	196	5.07	7.20
1972	49	3.71	25-23-1	5	5	359.0	355	204	148	163	205	4.09	5.14
1971	39	2.91	24-15	2	7	287.0	246	141	93	112	199	3.51	6.24
1970	36	2.67	19-17	---	4	305.2	259	130	91	144	208	4.24	6.12
1969	38	4.08	15-23	---	0	304.0	285	153	138	164	213	4.86	6.31
1968	32	3.03	15-16-1	---	2	273.0	258	159	92	133	211	4.38	6.96
1967	32	3.12	21-11	---	---	288.0	243	137	100	140	230	4.36	7.19
1966	30	2.83	18-11-1	---	2	255.0	222	139	80	134	168	4.73	5.93
1965	26	5.04	12-14	---	1	230.0	248	172	129	137	117	5.37	4.58
1964	29	2.23	16-13	---	1	262.0	207	113	66	122	197	4.19	6.77
1963	19	3.31	4-15	---	0	176.2	177	107	65	90	72	4.58	3.67
1962	22	2.89	16-6	---	7	185.1	125	76	60	82	131	3.98	6.36
1961	15	3.52	4-11	---	3	135.1	114	72	53	82	100	5.45	6.65
1960	20	2.28	12-11	---	---	158.0	121	80	40	91	96	5.18	5.47
1959	21	5.37	7-14	---	---	150.2	177	122	90	105	124	6.27	7.41
1958	24	2.97	11-13	---	---	184.2	137	87	61	90	140	4.39	6.82
1957	18	3.51	6-11-1	---	2	150.0	117	100	63	102	166	5.74	9.96
1956	24	2.79	14-10	---	1	221.1	195	111	68	95	189	3.86	7.69
1955	19	3.26	6-13	---	---	163.0	132	96	59	90	126	4.97	6.96
1954	23	---	12-11	---	---	201.0	172	96	---	71	124	3.18	5.55
1953	Unknown												
1952	Unknown												
1951	Unknown												
1950	16	---	10-6	---	---	142.2	104	---	---	68	120	4.29	7.57
1949	16	---	7-9	---	---	---	---	---	---	93	140	---	---



STANDOUT HITTING PERFORMANCES

.400 AVERAGE – SEASON

Tom Paciorek • 1967

Table with columns: Avg., H-AB, R, 2B, 3B, HR, RBI. Row: .435, 57-for-131, 30, 6, 4, 10, 29

Goefrey Tomlinson • 1997

Table with columns: Avg., H-AB, R, 2B, 3B, HR, RBI. Row: .427, 106-for-248, 74, 29, 3, 16, 67

Corky Swindell • 1983

Table with columns: Avg., H-AB, R, 2B, 3B, HR, RBI. Row: .422, 44-for-199, 84, 8, 2, 2, 47

Fred Hinojosa • 1988

Table with columns: Avg., H-AB, R, 2B, 3B, HR, RBI. Row: .412, 73-for-177, 47, 19, 3, 5, 46

Mike Minturn • 1981

Table with columns: Avg., H-AB, R, 2B, 3B, HR, RBI. Row: .408, 53-for-130, 25, 13, 1, 6, 35

Richard Arnold • 1955

Table with columns: Avg., H-AB, R, 2B, 3B, HR, RBI. Row: .404, 23-for-57, 12, 2, 0, 1, 2

Jerry Willeford • 1976

Table with columns: Avg., H-AB, R, 2B, 3B, HR, RBI. Row: .403, 52-for-129, 33, 13, 5, 4, 29

.400 AVERAGE – CONFERENCE ONLY

Table with columns: Avg., Opponent, Year. Rows include Jarrod Bitter (1999), Goefrey Tomlinson (1997), Travis Tully (2005), etc.

HIT FOR THE CYCLE

Table with columns: Player, Opponent, Date. Rows include Matt Weston (April 11, 2006), Isa Garcia (April 1, 2006), etc.

TOP HOME RUN HITTING DUOS – SEASON

Table with columns: Rank, Player 1, Player 2, Year. Rows include Pat Hewes (23), D. Baldwin (10) / M Basso (10) 1986, etc.

TOP RBI-PRODUCING DUOS – SEASON

Table with columns: Rank, Player 1, Player 2, Year. Rows include Chris Snyder (71), Brett Cooley (56) 2002, etc.

GRAND SLAMS

Table with columns: Player, Opponent, Date. Rows include Harold Coll (UCF, May 4, 2024), Conner Bennett (Southern, April 17, 2024), etc.

Table with columns: Player, Opponent, Date. Rows include Tyson Schweitzer (2) at UAB (March 31, 2000), Tyson Schweitzer at LSU (Feb. 27, 2000), etc.

10+ HOME RUNS – SEASON

Table with columns: Rank, Player, Year. Rows include Pat Hewes (1986), Joe Davis (2019), Jake Scheiner (2017), etc.



STANDOUT PITCHING PERFORMANCES

PERFECT GAMES

Pitcher	Date	IP	H	BB	K
Matt Beech, at Louisiana Tech					
W, 6-0	Feb. 19, 1994	7.0	0	0	6

NO-HITTERS

Pitcher	Date	IP	H	BB	K
Matt Beech, at Louisiana Tech					
W, 6-0	Feb. 19, 1994	7.0	0	0	6

Ben Weber, vs. Texas State					
W, 2-0	Feb. 23, 1991	7.0	0	5	7

Eric Rasberry, vs. Texas-Arlington					
W, 7-0	Feb. 12, 1989	5.0	0	3	10

Kyle Atkinson, vs. St. Edward's					
W, 2-0	March 3, 1987	7.0	0	5	7

Doug Drabek, at Louisiana-Lafayette					
W, 6-0	March 6, 1983	7.0	0	4	6

John Shannon, vs. Cornell					
W, 4-0	April 4, 1977	7.0	0	1	6

Mike Gilbert, vs. Oklahoma State					
W, 1-0	March 20, 1971	7.0	0	5	9

ONE-HITTERS

Pitcher	Date	IP	H	BB	K
Seth Romero vs. Grand Canyon					
W, 3-1	March 19, 2016	9.0	1	2	13

Austin Pruitt, at Texas State					
W, 1-0	Feb. 23, 2013	9.0	1	2	10

Brad Sullivan, vs. TCU					
W, 2-0	May 16, 2002	9.0	1	3	9

Austin Faught, vs. UAB					
W, 9-0	April 7, 2001	9.0	1	2	10

Shane Nance, at Southern Miss					
W, 3-1	May 1, 1998	9.0	1	1	5

Jon McDonald, at Saint Louis					
W, 9-0 (G2)	March 29, 1998	7.0	1	3	2

Vaughn Eshelman, vs. Texas Tech					
W, 1-0	March 23, 1991	9.0	1	5	14

Vaughn Eshelman (2), at Stephen F. Austin					
W, 3-0	Feb. 22, 1990 (G2)	7.0	1	5	7

Steve McCaslin, vs. Prairie View A&M					
W, 12-1	Feb. 16, 1988	5.0	1	2	7

Doug Drabek, vs. Rice					
W, 3-0	March 12, 1983	7.0	1	1	2

Broc Higgins, vs. Louisiana-Lafayette					
W, 1-0	April 27, 1983	9.0	1	3	5

Rob Riley, vs. St. Francis					
W, 8-0	March 7, 1982	7.0	1	1	7

Rob Riley (2), vs. Texas Wesleyan					
W, 3-0	Feb. 24, 1981 (G2)	7.0	1	0	6

Charlie Garza, vs. Nebraska					
W, 1-0	March 1976	7.0	1	1	11

Larry Satcher, vs. Lamar					
W, 6-0	1968	9.0	1	1	4

10+ VICTORIES – SEASON

1.	13	Brad Sullivan	2002
		Kyle Crowell	2000
		Jody Supak	1987
4.	12	Brad Lincoln	2006
		Mike Walker	1985
		Rayner Noble	1983
		Doug Drabek	1983
8.	11	Kyle Crowell	1999
9.	10	Trey Cumbie	2017
		Austin Pruitt	2013
		Jeff Haas	1992
		Al Benavides	1991
		Doug Drabek	1982
		Rob Riley	1981
		Billy Blum	1978

100+ STRIKEOUTS – SEASON

1.	157	Brad Sullivan	2002
2.	154	Brad Sullivan	2003
3.	152	Brad Lincoln	2006
4.	148	Ryan Wagner	2003
5.	119	Shane Nance	1999
6.	117	Kyle Crowell	2000
7.	115	Andrew Lantrip	2015
8.	113	Seth Romero	2016
9.	110	Trey Cumbie	2018
10.	106	Brad Lincoln	2005
		Shane Nance	1997
12.	105	Robert Gasser	2021

10+ STRIKEOUTS GAMES – CAREER

1.	14	Brad Sullivan	2001-03
2.	11	Brad Lincoln	2004-06
3.	9	Seth Romero	2015-17
4.	8	Andrew Lantrip	2014-16
		Bob Peters	1959-62
		Shane Nance	1997-00
7.	5	Robert Gasser	2021
		Trey Cumbie	2016-18
		Eric Rasberry	1988-89
10.	3	Kyle Dowdy	2015
		Austin Pruitt	2012-13
		Billy Blum	1977-78
		Kyle Crowell	1998-00
		Austin Faught	2002-03
		Wes Musick	2006-09

10+ STRIKEOUTS GAMES – SEASON

1.	9	Brad Sullivan	2003
2.	6	Seth Romero	2017
		Andrew Lantrip	2015
		Brad Lincoln	2006
5.	5	Robert Gasser	2021
		Brad Sullivan	2002
		Bob Peters	1962
8.	4	Trey Cumbie	2018
		Shane Nance	1997

10.	3	Seth Romero	2016
		Kyle Dowdy	2015
		Austin Pruitt	2013
		Eric Rasberry	1989
		Billy Blum	1978
		Bob Peters	1960

100.0 INNINGS PITCHED – SEASON

1.	138.1	Kyle Crowell	2000
2.	132.2	Mike Walker	1985
3.	128.2	Brad Sullivan	2002
4.	127.2	Brad Lincoln	2006
5.	123.2	Brad Sullivan	2003
6.	117.0	Kyle Crowell	1999
		Ike Haas	1992
8.	113.1	Andrew Lantrip	2015
		Danny Zell	2003
10.	112.2	Jody Supak	1987
11.	111.2	Shane Nance	1999
12.	108.0	Aaron Garza	2014
13	106.2	Jake Lemoine	2014
		Shane Nance (2)	1998
15.	105.1	Billy Blum	1978
16.	103.2	Trey Cumbie (2)	2018
17.	103.1	Shane Nance (3)	1997
18.	102.2	Rayner Noble	1983
19.	102.0	Brad Lincoln (2)	2005
20.	101.2	Tom Lukish	1978
21.	101.1	Trey Cumbie	2017
		Mike Walker	1986
23.	100.2	Ricky Hargrove	2006
24.	100.1	Woody Williams	1988

TOP PITCHING STRIKEOUTS DUOS – SEASON

1.	302	Brad Sullivan (154), Ryan Wagner (148)	2003
2.	234	Brad Lincoln (152), Ricky Hargrove (82)	2006
3.	222	Brad Sullivan (157), Ryan Wagner (65)	2002
4.	213	Shane Nance (119), Kyle Crowell (94)	1999
5.	207	Andrew Lantrip (115), Seth Romero (92)	2015
6.	197	Seth Romero (113), Andrew Lantrip (84)	2016
7.	188	Trey Cumbie (110), Aaron Fletcher (78)	2018
8.	187	Kyle Crowell (117), Shane Nance (70)	2000
9.	185	Brad Lincoln (106), Kevin Roberts (79)	2005
10.	182	Tom Lukish (101), Billy Blum (81)	1978

TOP PITCHING WINS DUOS – SEASON

1.	24	Rayner Noble (12), Doug Drabek (12)	1983
2.	22	Kyle Crowell (13), Shane Nance (9)	2000
3.	21	Brad Sullivan (13), Danny Zell (8), Keith Whatley (8)	2002
		Mike Walker (12), Ed Clark (9)	1985
6.	20	Brad Lincoln (12), Ricky Hargrove (8)	2006
7.	19	Billy Blum (10), Tom Lukish (9)	1978
8.	18	Trey Cumbie (10), John King (8)	2017
		Andrew Lantrip (9), Kyle Dowdy (9)	2015
		Tyler Ford (9), Aaron Garza (9)	2014
		Kyle Crowell (11), Bryan Moore (7), Shane Nance (7)	1999



ATTENDANCE RECORDS

TOP ALL-TIME CROWDS

Table with 3 columns: Rank, Attendance, and Game/Location. Lists top 10 all-time crowds from 1902 to 2024.

TOP HOME (SCHROEDER PARK) THREE-GAME SERIES

Table with 3 columns: Rank, Attendance, and Game/Location. Lists top 10 home three-game series attendance records.

TOP ROAD CROWDS

Table with 3 columns: Rank, Attendance, and Game/Location. Lists top 10 road attendance records.

RECORD CROWDS BY DAY

Sunday
20,737 vs. UCLA (March 14, 2004; Aztec Invitational at PETCO Park, San Diego, Calif.)

Monday
11,339 at LSU (June 2, 2014; NCAA Regional, at Alex Box Stadium, Baton Rouge, La.)

Tuesday
6,197 vs. Texas (April 12, 2016; at Constellation Field, Sugar Land, Texas)

Wednesday
3,639 at Texas Tech (May 15, 1996; at SWC Tournament, Lubbock, Texas)

Thursday
* 40,106 vs. San Diego State (March 11, 2004; Aztec Invitational at PETCO Park, San Diego, Calif.)
*NCAA single-game record

Friday
24,927 vs. Texas State (March 1, 2024; at Astros Foundation College Classic, Minute Maid Park, Houston)

Saturday
27,134 vs. TCU (Feb. 11, 2006; at Houston College Classic, Minute Maid Park, Houston)





COACHING HISTORY

1947 (Independent)

Overall						
Year	Coach	W-L-T	Pct	W-L-T	Conference Pct.	Rk.
1947	Ned Thompson	1-5	.167			

1948 (Lone Star Conference)

Overall						
Year	Coach	W-L-T	Pct	W-L-T	Conference Pct.	Rk.
1948	Dalton Albert	4-7-1	.375	2-6	.250	5th

1949 (Independent)

Overall						
Year	Coach	W-L-T	Pct	W-L-T	Conference Pct.	Rk.
1949	Bill Lutz	7-9	.438			

1950 (Gulf Coast Conference)

Overall						
Year	Coach	W-L-T	Pct	W-L-T	Conference Pct.	Rk.
1950	Lovette Hill	10-6	.625	4-0	1.000	1st

1951-60 (Missouri Valley Conference)

Overall						
Year	Coach	W-L-T	Pct	W-L-T	Conference Pct.	Rk.
1951	Lovette Hill	16-8	.667	5-1	.833	1st
1952	Lovette Hill	11-6	.647	4-2	.667	2nd
1953	Lovette Hill	15-11	.577	6-2	.750	1st
1954	Lovette Hill	12-11	.522	4-5	.444	t-2nd
1955	Lovette Hill	6-13	.316	3-5	.375	t-2nd
1956	Lovette Hill	14-10	.583	5-4	.556	t-2nd
1957	Lovette Hill	6-11-1	.361	4-3	.571	3rd
1958	Lovette Hill	11-13	.458	6-3	.667	2nd
1959	Lovette Hill	7-14	.333	4-2	.667	1st
1960	Lovette Hill	12-11	.522	5-1	.833	1st

1961-72 (Independent)

Overall						
Year	Coach	W-L-T	Pct	W-L-T	Conference Pct.	Rk.
1961	Lovette Hill	4-11	.267			
1962	Lovette Hill	16-6	.727			
1963	Lovette Hill	4-15	.211			
1964	Lovette Hill	16-13	.552			
1965	Lovette Hill	12-14	.462			
1966	Lovette Hill	18-11-1	.617			
1967	Lovette Hill	21-11	.656			
1968	Lovette Hill	14-15-1	.483			
1969	Lovette Hill	15-23	.395			
1970	Lovette Hill	19-17	.528			
1971	Lovette Hill	24-15	.615			
1972	Lovette Hill	25-23-1	.520			

1973-96 (Southwest Conference)

Overall						
Year	Coach	W-L-T	Pct	W-L-T	Conference Pct.	Rk.
1973	Lovette Hill	15-16-1	.484	9-11	.450	5th
1974	Lovette Hill	20-21	.488	10-13	.435	6th
1975	Rolan Walton	18-25	.419	8-16	.333	8th
1976	Rolan Walton	31-15	.674	16-8	.667	3rd
1977	Rolan Walton	27-17-1	.611	11-12-1	.479	6th
1978	Rolan Walton	30-21	.588	14-10	.583	4th
1979	Rolan Walton	27-17	.614	11-13	.458	5th
1980	Rolan Walton	17-28-1	.380	6-17-1	.271	9th
1981	Rolan Walton	32-20-1	.613	11-9-1	.548	3rd
1982	Rolan Walton	42-14-2	.741	13-6	.684	2nd
1983	Rolan Walton	43-15	.741	13-8	.619	t-2nd
1984	Rolan Walton	32-23	.582	6-15	.286	t-7th
1985	Rolan Walton	44-17	.721	12-9	.571	t-4th
1986	Rolan Walton	35-23	.603	8-13	.381	5th
1987	Bragg Stockton	40-24-1	.623	11-10	.524	4th
1988	Bragg Stockton	33-22-3	.595	6-14	.300	7th
1989	Bragg Stockton	43-17	.717	9-12	.429	t-4th
1990	Bragg Stockton	44-23	.657	12-9	.571	3rd
1991	Bragg Stockton	37-19	.661	10-11	.476	t-4th
1992	Bragg Stockton	25-28	.472	13-21	.382	7th
1993	Bragg Stockton	31-24	.564	3-15	.167	7th
1994	Bragg Stockton	30-26	.536	4-14	.222	7th
1995	Rayner Noble	26-29	.473	6-18	.333	7th
1996	Rayner Noble	29-28	.509	9-15	.400	t-6th

1997-2013 (Conference USA)

Overall						
Year	Coach	W-L-T	Pct	W-L-T	Conference Pct.	Rk.
1997	Rayner Noble	40-23	.635	19-8	.667	2nd
1998	Rayner Noble	34-25	.576	21-6	.778	2nd
1999	Rayner Noble	40-24	.625	20-7	.741	1st
2000	Rayner Noble	48-18	.727	21-4	.840	1st
2001	Rayner Noble	29-30	.492	20-7	.741	2nd
2002	Rayner Noble	48-17	.738	22-7	.759	1st
2003	Rayner Noble	37-30	.552	18-12	.600	4th
2004	Rayner Noble	30-29	.508	19-11	.633	t-4th
2005	Rayner Noble	29-30	.492	16-13	.552	5th
2006	Rayner Noble	39-22	.639	18-6	.750	2nd
2007	Rayner Noble	28-28	.500	12-12	.500	t-4th
2008	Rayner Noble	42-24	.636	14-10	.583	4th
2009	Rayner Noble	27-31	.465	13-11	.541	4th
2010	Rayner Noble	25-32	.438	11-13	.458	5th
2011	Todd Whitting	27-32	.458	12-12	.500	t-4th
2012	Todd Whitting	18-35-1	.343	5-18-1	.229	8th
2013	Todd Whitting	36-22	.621	13-11	.542	t-5th

2014-23 (American Athletic Conference)

Overall						
Year	Coach	W-L-T	Pct	W-L-T	Conference Pct.	Rk.
2014	Todd Whitting	48-18	.727	14-9	.609	t-3rd
2015	Todd Whitting	43-20	.682	16-8	.667	1st
2016	Todd Whitting	36-23	.610	11-12	.478	5th
2017	Todd Whitting	42-21	.667	15-9	.625	1st
2018	Todd Whitting	38-25	.603	16-8	.667	1st
2019	Todd Whitting	32-24	.571	12-12	.500	t-4th
2020	Todd Whitting	6-9	.400	0-0	N/A	N/A
2021	Todd Whitting	19-34	.358	7-21	0.25	7th
2022	Todd Whitting	37-24	.607	13-11	.542	3rd
2023	Todd Whitting	36-23	.610	17-6	.739	2nd

2024 (Big 12 Conference)

Overall						
Year	Coach	W-L-T	Pct	W-L-T	Conference Pct.	Rk.
2024	Todd Whitting	26-28	.481	7-21	.250	12th
TOTALS	Eight Coaches	2011-1522-16	.569	685-618-4	.526	

CAREER COACHING RECORDS

VICTORIES

Years	Coach	Years	G	W	L	T	Pct.
1995-10	Rayner Noble	16	971	551	420	0	.567
2011-	Todd Whitting	4	783	444	338	1	.568
1975-86	Rolan Walton	12	618	378	235	5	.616
1950-74	Lovette Hill	25	673	343	325	5	.513
1987-94	Bragg Stockton	8	470	283	183	4	.606
1949	Bill Lutz	1	16	7	9	0	.438
1948	Dalton Albert	1	12	4	7	1	.375
1947	Ned Thompson	1	6	1	5	0	.167

WINNING PERCENTAGE

(min. five seasons)

Years	Coach	Years	G	W	L	T	Pct.
1975-86	Rolan Walton	12	618	378	235	5	.616
1987-94	Bragg Stockton	8	470	283	183	4	.606
2011-	Todd Whitting	14	783	444	338	1	.568
1995-10	Rayner Noble	16	971	551	420	0	.567
1950-74	Lovette Hill	25	673	343	325	5	.514

CONFERENCE VICTORIES

Years	Coach	Years	G	W	L	T	Pct.
1995-2010	Rayner Noble	16	429	259	170	0	.603
2011-	Todd Whitting	14	317	158	158	1	.500
1975-86	Rolan Walton	11	265	129	136	3	.492
1950-74	Lovette Hill	13	121	69	52	0	.570
1987-94	Bragg Stockton	8	174	68	106	0	.391
1948	Dalton Albert	1	8	2	6	0	.250

CONFERENCE WINNING PERCENTAGE

(minimum five seasons)

Years	Coach	Years	G	W	L	T	Pct.
1995-10	Rayner Noble	16	429	259	170	0	.603
1950-74	Lovette Hill	13	121	69	52	0	.570
2011-	Todd Whitting	14	317	158	158	1	.500
1975-86	Rolan Walton	11	265	129	136	3	.492
1987-94	Bragg Stockton	8	174	68	106	0	.391



ALL-TIME ROSTER

Current players are listed in bold.

Table with columns for player name and year. Section - A includes players like ABELN, ABENDROTH, ABRAHAM, etc. Section - B includes players like BAILEY, BAKER, BAKER, etc. Section - C includes players like CAIN, CALDWELL, CAMARILLO, etc.

Table with columns for player name and year. Section - C continues with players like CHAMPION II, CHANNING, CHERRY, etc. Section - D includes players like DANIELLEY, DARTER, DATHER, etc. Section - E includes players like DUSCHINSKI, EASTMAN, EDMONDS, etc.

Table with columns for player name and year. Section - D continues with players like DEESE, DEJESUS, DEMPSAY, etc. Section - F includes players like FANASELLE, FARRINGTON, FARRROW, etc. Section - G includes players like GALVIN, GARCEAU, GARCIA, etc.

Table with columns for player name and year. Section - F continues with players like FERRELL, FERRISS, FERGUSON, etc. Section - G continues with players like GARDNER, GARBAY, GARIBAY, etc.



ALL-TIME ROSTER

GRAY, Tyler	2023-24
GRAYSON, Casey	2012-14
GREEN, Freddie	1959-61
GREEN, Tanner	2019-20
GREGERSEN, Wesley	1981-82
GREGG, David	1949-51
GREIN, Jared	2001
GRILLI, Robert	2015-16
GRIMES, Mark	1983-85
GRIMSLEY, John	2017
GUTHRIE, Kelly	1983
GWIN, Jack	1947

- H -

HAAS, Ike	1976-77
HAAS, Jeff	1992
HAEGER, Evan	2025-present
HAGGARD, Chris	1994
HALL, Mark	1982-83
HAMIL, Rayford	1956-58
HAMILTON, Brian	1993-94
HAMILTON, David	1994-95
HAMMACK, Taylor	2008-11
HAMPTON, Jeff	1996-97
HANCOCK, Shea	2004-07
HANTA, Carlton	1952-54
HARDIN, Larry	1963
HARDING, Barry	1965
HARDING, Mark	1972
HARGROVE, Ricky	2005-08
HARRIS, Brett	2017
HARRIS, Bryan	2000-03
HARRISON, Tom	1989
HARROD, Jeff	1982
HART, Jason	1991-92
HARTSELL, Jolly	1949-50
HATCH, Mike	1993-94
HATCHER, Johnny	1970-73
HATFIELD, Kenny	1977
HATTINGH, Griffin	2018
HEBERT, Ken	1966-67
HEETER, Jack	1983
HEINE, Bob	1978-80
HEINEMANN, Tim	1983
HENDERSON, Brian	2001-03
HENDERSON, Eddie	1970-71
HENRY, Bill	1947
HENRY, Carter	2017-21
HENSLEY, Earl	1947-50
HERNANDEZ, Bo	1994-96
HERNANDEZ, Dominic	1996
HERNANDEZ, Matt	2012-13
HERNANDEZ, Nick	2016
HERNANDEZ, Ryan	2020-22
HEWES, Pat	1985-86
HICKS, Robert	1995
HIGGINS, Broc	1981-83
HIGGINS, Mike	1975
HIGGS, Don	1963
HILL, Bryson	2020
HILL, Don	1968-71
HILL, Chris	1996
HILL, Walter	1967-69
HILL, Wayne	1966-68
HINES, Larry	1972
HINES, MacGregor	2021
HINOJOSA, Fred	1987-90
HOFFMAN, Kendall	2025-present
HOLDER, Cecil	1957-58
HOLIK, Mike	1984-85
HOLLAND, Chad	1993-94
HOLLAS, Bobby	1976-79
HOLLIS, Connor	2014-18
HOLLMAN, Bobby	1949-52
HOLT, Cecil	1964
HOLUB, Braeden	2015
HOOKER, Mark	1988-89
HOOPER, Matt	1999-02
HOOVER, Jesse	2012
HOPKINS, Ross	1961
HORNING, Jace	1983
HOUSE, Mickey	1988
HOWARD, Duncan	2024
HOWTON, Bruce	1947
HUDDLESTON, Brian	1986-87
HUGGINS, Ryne	2021
HUGHES, Wesley	1951

HUMPHREYS, David	1989-90
HUMPHREYS, Ken	1975-76
HUNTSMAN, Scott	1981
HURDSMAN, Brayson	2017-20
HURRY, Billy	1973-75
HUSMANN, David	1975-76
HYLAND, Kobe	2019-20
HYNES, Spencer	2019-20

- I -

IBRAHIM, Ramy	1994
INDELICATO, Angelo	1962
INGLE, Mike	1984-85
INGRAM, James	1973-76
IRIART, Chris	2015
ISBELL, Frank	1987-88

- J -

JACKSON, Alex	1997-00
JACKSON, Nathan	2014, 2016
JACKSON, Riley	2025-present
JACOBS, Price	2012-13
JACOBSON, Jeff	1981-82
JEAN, Antoine	2024-present
JELKIN, Jaxon	2024
JENKINS, Travis	2011-12
JENSEN, Chase	2011-12
JEZIERSKI, Mike	1950-53
JIMENEZ, Kenneth	2024-present
JOHNSON, Joe	1988
JOHNSON, Rob	2004
JOHNSON, Rod	1969
JOHNSON, Scott	1988
JOHNSTON, Richard	1959
JONES, Brett	1993
JONES, Joe	1950-52
JONES, Tre	2024
JORDAN, Alex	1969
JORDAN, Jack	1955
JOSEPH, Chris	2005-07
JOSEPH, Donnie	2007-09
JURGENSEN, Spencer	2018
JULKS, Corey	2015-17

- K -

KAISER, Tommy	1971-74
KANADA, David	2017
KANKEL, William	2009-10
KASOWSKI, Marshall	2015-16
KAY, Cory	2012
KEATHLEY, Derek	1987
KELSO, Blake	2008-10
KEISTER, Harry	1952
KEITHLEY, Scott	1996-97
KENNEDY, Fred	1948-49
KIMBLE, Glen	1991-92
KINCAID, Irl	1972-75
KING, John	2016-17
KINGSBURY, Dustin	2004-07
KINZY, Jud	2016
KIRBY, Greg	1976-77
KIRCHNER, Jason	1999-00
KIRK, Kyle	2013
KIRKLAND, Robb	1996-97
KLOSTERMAN, Chris	2001
KMIETCZIK, David	1984-85
KOHLER, Scott	1991-93
KOPYCINSKI, John	1972-75
KOSSICK, John	1979
KOVAR, Steve	1977-78
KRAMPIZ, Mark	1979-80
KRAUS, Danny	1963-64
KUBECKA, Kevin	2013
KUBIAK, Larry	1965-66
KUCHITA, Mike	1985
KUZINAR, Paul	1986

- L -

LACALAMETO, Kyle	2022-24
LACKIE, Jeff	1993
LAIRD, Barry	2006-10
LaLIMA, Jackson	2025-present
LANGFORD, Ken	1954-55
LANGLIE, Ted	1959
LANTRIP, Andrew	2014-16
LARSON, Dan	1983-84
LATIMER, Brady	2013

LAVESPERE, Mark	1981-82
LAWSON, Tanner	2016
LAZZARO, Matt	2021
LEDBETTER, Billy	1955-56
LEE, Danny	1974-75
LEE, Eric	1997-00
LEE, Jay	1968-70
LEE, Randy	1988-89
LEHNERTZ, Eugene	1947-48
LEMOINE, Jake	2013-15
LEONETTI, Damon	1968-69
LESTER, Dylan	2017-18
LEVERETTE, Craig	1989-90
LEWIS, Greg	1993
LEWIS, Jordan	2011-12
LEWIS, Phil	1990-93
LILE, Ken	1952-54
LILES, Greyson	1992
LINCOLN, Brad	2004-06
LITTLEFIELD, Tyler	2018
LOCKHART Jr., Lael	2017-20
LOCUS, Matt	2014
LOGAN, Brett	2002-06
LOHR, Ronnie	1964-66
LONG, R.D.	1992
LONGVILLE, David	2014-15
LOONEY, Layne	2020-21
LOPASKY, Joe	1964
LOPEZ, Alberto	2008
LOPEZ, Alex	2022-24
LOPEZ, Donny	1977-79
LOPEZ, Fred	1990-91
LORMAND, Ryan	2007-08
LOTT, Malachi	2022-23, '25-present
LOVELACE, Kyle	2018-21
LUCAS, Gabe	2001-03
LUCAS, Ike	1965-67
LUENEBURG, Jacob	2012-14
LUGO, Aaron	2025-present
LUKISH, Tom	1977-79
LUITZ, Bill	1947-48
LUZARDO, Diego	2024-present
LYSSY, Thomas	2023-24

- M -

MADDOX, Mike	1972-75
MAGRE, Pete	1990-91
MAGLIOLO, Tyler	2011
MAHONEY, Rick	1973-75
MALDONADO, Evan	2021
MALESKI, Tom	1994-95
MALLETT, Lane	1988
MANBECK, Mark	1996-97
MANNISTO, Jordan	2011-12
MARIK, Tommy	1996-97
MARKLE, Pete	1960
MARTIN, Billy	1957
MARTIN, Brian	2003-04
MARTIN, Larry	1969-72
MARTINEZ, Joaquin	1996
MARUCCI, Gino	2014-16
MASSEY, Mark	1983-84
MATZKE, J.J.	1993
MAXWELL, Bubba	2014-16
MAYBERRY, Kenny	1989
MAYO, Hunter	2019
MAYS, Travis	2003-04
McADOO, Duncan	1997-00
McCASLIN, Steve	1987-88
McCLAIN, David	2008-09
McCLAUGHRY, Jeremy	1994-95
McCULLOCK, Alec	1978-79
McDANIEL, Eugene	1947
McDONALD, Jason	1993
McDONALD, Jon	1995-98
McDOUGALL, Mark	1986
McGEE, Jimmie	1962-64
McGILL, Greg	1988
McGINNIS, Connor	2025-present
McGONIGLE, Mark	2005-06
McKINNEY, Lonnie	1974-78
McLAIN, Bill	1970-72
McLEMORE, Sean	2005-06
McLEOD, Scott	1996-97
McMEANS, Trenton	2018
McMILLAN, Cam	2020
McMILLAN, Cole	2019

McMILLAN, Ian	2018-23
McMILLAN, William	1963
McVEY, Elliot	1965
McVEY, Marty	1968
MEDRANO, Mike	1996-99
MEDRANO, Nathan	2022
MELEBECK, Aaron	1999-00
MENDOZA, Dennis	1987
MENDOZA, Rey	2020-22
MILAM, Brandon	1995-96
MILLER, Aleck	1988
MILLER, Maddux	2021-23
MINIELLY, David	1979-80
MINTER, Drew	2018-19
MINTURN, Mike	1981-82
MITCHAMORE, Eddie	1960-61
MITCHELL, Nathan	1999-02
MITCHELL, Sam	2001-03
MOCK, Garrett	2003-04
MONACY, Jordan	2017
MONTALBANO, Tony	2009
MONTEMAYOR, Justin	2013-16
MOORE, Austin	2015
MOORE, Bryan	1998-99
MOORE, Carroll	1967
MOORE, James	1950-51
MOORE, Tristan	2024
MORALES, Chris	2012
MORHOUSE, Codey	2009-12
MORGAN, Fred	1958-59
MORRIS, Caleb	2016
MORSE, Cody	2022
MOTA, Benny	1984-85
MOTEN, Nicholas	2025-present
MUNO, Kevin	1979-80
MURRAY, Justin	2023-24
MURPHY, David	2008-11
MURPHY, Matt	2008-10
MURPHY, Mike	1993-94
MUSICK, Wes	2006-09
MUSOLINO, Mike	1986
MUSSELEWHITE, Stuart	2002-04

- N -

NANCE, Shane	1997-00
NEILSEN, Jeff	1978
NELSON, Bill	1976
NELSON, Gary	1958-60
NEWHOUSE, Ronnie	1966
NEWSOME, Jack	1956
NICKENS, Cameron	2022-24
NIXON, Ricky	1980
NOVAK, Mike	1972
NOBLE, Rayner	1980-83
NOESSEL, Conrad	1964

- O -

OLIVER, Dale	1980-82
O'DONNELL, Brendan	2023-24
O'DONNELL, Dan	2000
O'NEAL, Art	1983
OSBORN, Reed	2020
OSBURN, Doug	1953-55
OSIER, Connor	2025-present
OTHOLD, Elroy	1970-74
OTT, Kyle	2018
OUSLEY, Steve	1991

- P -

PACIOREK, Tom	1966-68
PADGETT, Grayson	2016-19
PADIA, Pete	1990
PAPANTONIS, Andrew	2020-21
PAPPAS, George	2015-16
PAPVASILIOU, Thanos	2001-04
PARDO, Ben	1988-89
PARRETT, Taylor	2022
PASCHAL, Rich	1993
PATTERSON, Chad	1984
PAYNE, Jimmy	1965-66
PAYTON, Lou	1951-52
PEEK, Kirby	2014
PEKAR, Jason	1998-00
PENDERGRASS, Will	2021
PENNEY, Tom	1979-80
PEREZ, Andres	2025-present
PEREZ, Carlos	1992-95



ALL-TIME ROSTER

Table listing players from PEREZ, Chris (2025-present) to RUNTE, Jake (2009-12). Includes names, years, and 2025-present status.

Table listing players from RUPP, Kevin (1975-77) to STICH, David (2025-present). Includes names, years, and 2025-present status.

Table listing players from STILL, Ryan (2010-11) to VILLARREAL, Fred (2017-19). Includes names, years, and 2025-present status.

Table listing players from VONTUNGELN, Rob (1979-80) to ZELLER, Ronnie (1963-65). Includes names, years, and 2025-present status.



ALL-TIME JERSEY NUMBERS

Notes

HC -- Head Coach; AOC -- Associate Coach;
 AC -- Assistant Coach; SAC -- Student Assistant Coach;
 VAC -- Volunteer Assistant Coach

- 0 -

Andres Perez	2025
Harold Coll	2024
Mike Little	1991
Shannon Reed	1988

- 00 -

Mike Rhodes	1987
Dale Oliver	1984

- 1 -

Aaron Lugo	2025
Ace Reese	2024
Brandon Burckel	2022-23
Andrew Papantonis	2020-21
Rey Fuentes III	2017-19
Robert Grilli	2015-16
Landon Appling	2011-14
Tom Wertz	2008-10
Travis Cougot	2006
Travis Tully	2004
Hyung Cho	2002-03
Dominic Hernandez	1996
AC Russell Stockton	1992-94
Russell Stockton	1988-91
Steve Dolezel	1986-87
Mike Ingle	1984-85
Corky Swindell	1982-83
Rusty Snyder	1979, 81
Thad Altman	1976
Tommy Arnold	1975
Larry Aubin	1970
Don Hill	1968
Van Smith	1965-67
Mike Allen	1962-64
Virgil Fisher	1961
Joe Schiro	1958-59
Cecil Holder	1957
Billy Ledbetter	1956
Bobby Hollmann	1951
Shorty Lehnertz	1948

- 2 -

Haeger, Evan	2025
Hudson Sapp	2024
Drew Bianco	2023
Luke Almendarez	2021-22
Craig Yoho	2019-20
Jake Scheiner	2017
Michael Pyeatt	2012-16
Ryan Still	2010-11
Tony Montalbano	2009
Ryan Lormand	2007-08
Kori Williams	2005-06
Michael Bourn	2001-03
Justin Syfert	1998-99
Steve Solis	1996
Brad Gray	1995
Mark Giescke	1993-94
Todd Whitting	1992
AC Jim Durham	1991
Craig Shirley	1989
Greg McGill	1988
Omar Brewer	1987
Scott Sowers	1986
Dan Larson	1983-84
Brett Baker	1981-82
Mark Alexander	1980
Gary Weiss	1977
Trey Williams	1967-68
Jim Payne	1965-66
Cecil Holt	1964
Don Higgs	1963
Virgil Fisher	1962
Ross Hopkin	1961
Dick Johnston	1959
Al Hawthorne	1957
Jim Shindler	1956
Mike Jezierski	1951
Doug Salter	1948

- 3 -

Coby DeJesus	2023-present
Skyler Trevino	2021-22
Kobe Hyland	2019-20
Tucker Redden	2018
AC Frank Anderson	2013-17
Wes Theiss	2012
AC Trip Couch	2011
VAC Travis Tully	2009-10
Mgr. Nike Sheffer	2008
AC Sean Allen	2003-07
SAC Sean Allen	2002
Sean Allen	1998-01
AC Trip Couch	1995-97
Kyle Riggsby	1994
Paige Findley	1993
R.D. Long	1992
AC Trip Couch	1991
Pat Doyle	1989
AC Mitch Gaspard	1988
Mitch Gaspard	1986-87
David Pierce	1985
Larry Brown	1984
Billy Hurry	1975
HC Rolan Walton	1979
Richard Schwartz	1968
Ricky Carlisle	1965-66
Bob Fouke	1963-64
Angelo Indelicato	1962
Eddie Gore	1961
Buddy Garidel	1958-59
Curley Johnson	1957
Jack Newsome	1956
Doug Osburn	1953
Rolan Walton	1951
Harry Traverso	1948

- 4 -

Riley Jackson	2025
Antoine Jean	2024
Brandon Uhse	2021-23
Blake Way	2019-20
Cooper Coldiron	2017-18
Zac Taylor	2015-16
Cole Coakley	2014
Cory Kay	2012
Joel Ansley	2010-11
Wes Musick	2006-09
Patrick Gaylord	2004
Hyung Cho	2001
Shane Nance	1997-00
Jeremy McClaughy	1994-95
Robert Goudeau	1990-93
Gareth Buresh	1989
Randy Lee	1988
Larry Coker	1984-87
AC Bobby Bell	1983
Chuck Shirley	1981
Jay Beard	1976
Mark Stevens	1975
Ronnie Hudson	1970
Ronnie Baker	1966-67
John Bumpus	1965
Jimmy McGee	1963-64
Bucky Watkins	1961
Paul Sweeten	1956-57
Jack Reed	1951, 53
Corky Burns	1948

- 5 -

Irvin Weems III	2025
Anthony Tulimero	2022-224
Brad Burckel	2019-21
Connor Hollis	2016-18
Garrett Domingue	2014
Codey Morehouse	2011-12
Blake Kelso	2008-10
Brady Glos	2005-06
Kyle Rudy	2004
AC David Pierce	2002
AC Brandon Milam	1997
Brandon Milam	1995-96
SAC Joe Betters	1994
Joe Betters	1990-93
Randy Lee	1989

AC Brian Huddleston	1988
Brian Huddleston	1987
Pat Hewes	1985
David Pierce	1984
Steve Seberger	1982-83
Bob Heine	1980
Ike Haas	1976-77
Charles Garza	1975
Rick Schroeder	1973
Ronnie Gabler	1968
G.J. Cantu	1965-67
Bob Boeger	1963-64
Emile Garidel	1963
James Shirley	1962
Al Campo	1961
Ellery Riha	1958-59
Richard Arnold	1956-57
Felix Fraga	1951
Eddie Weiss	1948

- 6 - retired

Rey Trevino	1994
AOC Rolan Walton	1989-93
Frank Isbell	1987
HC Rolan Walton	1985-86
Mike Holik	1984
Kelly Guthrie	1983
Mark Hall	1982
Iri Kincaid	1975
Tony Black	1974
Mike Clark	1970
Wayne Hill	1966-68
Ronnie Lohr	1964-65
Al Campo	1962
James Shirley	1961
Bob Davis	1959
Billy Dube	1956-58
Joe Jones	1951
Rolan Walton	1948

- 7 -

Antoine Jean	2025
Jake Rainess	2024
Zach Arnold	2022-23
Rey Mendoza	2021
Cam McMillan	2020
Landon Etzel	2017-19
Clay Casey	2016
Ian Rice	2015
Frankie Ratcliff	2013-14
Jesse Hoover	2012
Chase Dempsay	2011
AOC Russell Stockton	2009-10
Ricky Hargrove	2005-08
Stuart Musslewhite	2003-04
Keith Ahrens	2001
Rey Trevino	1995
SAC Wade Williams	1994
Wade Williams	1992-93
Ben Weber	1989-91
AC Rolan Walton	1988
John Fertitta	1987
Paul Elliott	1986
Mike Holik	1985
HC Rolan Walton	1981-84
Kevin Muno	1979
Ralph Wheeler	1975-76
John Post	1968
Larry Kubiak	1965-66
Bill Worrell	1964
Bunky Caldwell	1959, 61
Cecil Holder	1958
Don Price	1956-57
Carlton Hanta	1953
Herby Boon	1951
Denton Priest	1948

- 8 -

Alex Solis	2024-present
Santiago Garcia	2022
Steven Rivas	2020-21
Drew Minter	2018-19
Joey Pulido	2017
Josh Vidales	2013-16
Travis Jenkins	2011-12

Jimmy Raviele	2008-09
Dustin Kingsbury	2004-07
Sam Mitchell	2001-03
Kris Wilken	1998-00
Ryan Ware	1996-97
SAC Pat Cauley	1995
Pat Cauley	1993-94
Greg Campbell	1992
Fred Hinojosa	1988-90
Keith Graham	1987
Brian Huddleston	1986
Benny Mota	1984-85
Robby Byers	1983
Jim Tumlinson	1981-82
Randy Watson	1980
Randy Watson	1979
Mike Maddox	1975
Steve Spretz	1970
Max Thomas	1968
Arnold Dewey	1966
Joe Polasek	1965
Alex Ramirez	1965
George Berger	1962
Eddie Mitchamore	1961
Charlie Pieper	1957-59
Odie Tucker	1956
Frankie Peters	1953
Foy Boyd	1953
John Earl Boon	1951
Sidney Duran Jr.	1948

- 9 -

HC Todd Whitting	2011-present
Chase Dempsay	2008-10
Luis Flores	2006-07
Garrett Mock	2003-04
HC Rayner Noble	1995-99
Carlos Perez	1992-94
AC Rayner Noble	1988-91
Scott Sowers	1987
Mark Soma	1985-86
Phil Addison	1984
Rayner Noble	1980-83
Jim Barger	1970
Ike Lucas	1965-67
Ron Taylor	1964
Bill McMillan	1962
Jimmy Wilson	1961
Howard Ranft	1959
John Cundiff	1957-58
John Winters	1956
Gene Russell	1953
Lou Payton	1951
Tom Tyson	1948

- 10 -

Jack Cooper	2025
Cary Arbolida	2023-24
Rey Mendoza	2022
Evan Maldonado	2021
Bryson Hill	2020
Connor Wong	2015-17
AC Ryan Shotzberger	2012-14
David Murphy	2011
Codey Morehouse	2009-10
Austin Goolsby	2007-08
Isa Garcia	2006
Gene Flores	2001-05
Aaron Melebeck	1999-00
Shaun Skrehot	1997-98
Chris Hill	1996
Carlos Perez	1995
Anthony Mohler	1994
Shawn Bartle	1992
Glen Kimble	1991
Keith Darter	1989-90
Henry DeLeon	1988
Dennis Mendoza	1987
Jody Supak	1986
Mike Boaz	1983-84
Todd Ostrominski	1982
Terry Byrum	1980
Greg Kirby	1976
Chico Silman	1967
Jim Borski	1964-66



Al Campo 1963
Eddie Gore 1962
Jimmy McGee 1962
Freddie Green 1959-61
Dickie Thompson 1956-58
Floyd Winfield 1951
Fred Kennedy 1948

- 11 -

Tyler Cox 2025
Tristan Russell 2024
Braden Forsyth 2023
Nick DeNicola 2022
AC Terry Rooney 2018-Present
AC Trip Couch 2012-17
Dakota Dill 2010-11
Chris Wright 2005-09
SAC Anthony Scalise 2004
Anthony Scalise 2002
AC Trip Couch 1998-00
Scott McLeod 1996-97
Tom Maleski 1994-95
Jeff Lackie 1993
Neil Atkinson 1991-92
Craig Leverette 1989-90
Jody Supak 1986-87
Joe Simms 1985
Todd Ostrominski 1984
Bob Christensen 1983
Mark Lavespere 1982
Tom Lukish 1979-80
Doug Phillips 1975-76
Larry Martin 1970
Larry Strelau 1966-68
Ken Bautch 1965
Steve Free 1964
James Shirley 1963
Bob Peters 1962
Bob Brezina 1961
Bubba Wagner 1958-59
Billy Martin 1957
Don Bidwell 1956
Claude Arrington 1953
Roy Wallace 1948

- 12 -

Cade Climie 2025
Joey Craig 2024
Ian McMillan 2018-23
David Kanada 2017
Jose Reyes 2016
Jared Robinson 2014-15
Ryan Bonnot 2012-13
Ryan Eastman 2011
Jake Stewart 2004-08
Gabe Lucas 2001-03
Brandon Caraway 1998-00
Goefrey Tomlinson 1995-97
Brian Hamilton 1993-94
Jason Hart 1991-92
A.J. Bass 1989-90
Eric Rasberry 1988
Woody Williams 1987
AC Frank Fultz 1985-86
Mark Massey 1983-84
Guy Garibay 1982
Tom Penney 1979-80
Kenny Humphreys 1976
Mike Bollman 1975
Steve Berghaier 1970
Art Toombs 1967
Presley Cooper 1965-66
Bob Blackledge 1964
Clifton Jubela 1963
Bucky Watkins 1962
Larry Evans 1957-59
Mitch Vucelich 1956
John Dean 1953
Bobby Vickers 1951
Glenn Bond 1948

- 13 -

Malachi Lott 2025
Justin Murray 2023-24
VAC Tyler Bielamowicz 2017-23
Andrew Lantrip 2014-16

Jake Runte 2009-12
Jimmy Cesario 2007-08
Stephen Whalen 2005-06
Brett Cooley 2002-04
AC David Pierce 2001
Jerret Sykes 1997-00
Art Dillahay 1996
Michael Murphy 1994
Jamie Surratt 1992
Fred Lopez 1991
Bryan Currier 1989-90
Mark Hooker 1988
Damon Baldwin 1985
Charlie Rizzo 1981-83
Mark Schubert 1980
John Kossick 1979
James Ingram 1975-76
Jim Ripple 1970
Phil Rose 1967-69
Roy Benignus 1966
Scott Templeton 1965
Ronnie Zeller 1953
David Gregg 1951
Don Wilhelm 1948

- 14 -

Brady Fuller 2025
Alex Lopez 2022-24
AC Sammy Esposito 2020-21
Ron Brown 2018-19
Jordan Monacy 2017
Marshall Kasowski 2015-16
Matt Locus 2014
Daniel Poncedeleon 2013
AC Jack Cressend 2011-12
William Kankel 2009-10
Bryan Pounds 2005-08
Cole Bruce 2002-04
Ryan Elizondo 1994
Brian Blair 1991-93
Rusty Smajstrla 1989
Tony Trent 1988
AC John Altobelli 1987
Pat Hewes 1986
John Altobelli 1984-85
Jace Horning 1983
Bobby Bell 1980-81
Kevin Rupp 1976
Steve Reeves 1975
Jim Ripple 1969
Wayne Westphal 1966-68
John Tracy 1965
Bill McMillan 1963
Bob Peters 1959-61
Jimmy Bethea 1956-58
Billy Savarino 1953
Wesley Hughes 1951
Earl Hensley Jr. 1948

- 15 -

Cole Carbone 2025
Tristan Moore 2024
Tommy Egan 2023
Taylor Parrett 2022
Tristen Bayless 2019-21
Trey Cumbie 2017-18
Chris Reed 2015-16
Chase Wellbrock 2011-14
Zak Presley 2007-10
Matt Farrington 2003-06
Julio Alvarez 2001
Alex Jackson 1997-00
Robert Hicks 1995
Chad Holland 1993-94
Derek Laws 1992
AC Steve Stone 1989
Mickey House 1988
John Fertitta 1986
Mark Grimes 1984-85
Rob Riley 1981-82
Jimmie Cherry 1976, 79
Mike Gardner 1975
Marty McVey 1968
Bo Burris 1967
Ronnie Lohr 1966
Jack Skog 1965

Buzzy Foster 1963-64
Cliff Jubela 1962
Gary Nelson 1958-59
Webb Bishop 1957
Earl Winters 1956
Allen Shipley 1953
Jim Moore 1951
Les Ammons 1948

- 16 - retired

Steve Ousley 1991
Wade Armistead 1990
Al Benavides 1989
David Vasquez 1988
Roland Gonzales 1985
AC Bobby Bell 1984
Doug Drabek 1981-83
Rob Van Tongeln 1980
Mark David 1977
Jimmie Cherry 1975
Carroll Moore 1967
Elliott McVey 1965-66
HC Lovette Hill 1951, 56-63
Bill Lutz 1948

- 17 -

Connor McGinnis 2025
Thomas Lyssy 2024
Jack Duffy 2023
Jackson Dannelley 2022
Carter Henry 2017-21
Jordan Stading 2016
Austin Moore 2015
Daniel Smith 2013-14
Chase Jensen 2011-12
Reed Watson 2009-10
Felix Fanaselle 2007-08
Mark McGonigle 2005-06
Matt Varner 2004
Ryan Wagner 2003
Keith Whatley 1999-02
Dustin Carr 1994-97
Glen Kimble 1992-93
Al Benavides 1990-91
Bobby Stone 1988
Fred Hinojosa 1987
Allen Wendler 1986
Mike Bischof 1985
Greg Brinkman 1983, 87
Brent Bentley 1979-82
Rick Schroeder 1976
Kevin Rupp 1975
Bubba Hill 1967-69
Ronnie Newhouse 1966
Robert French 1965
Danny Kraus 1963-64
Emile Garidel 1962
Ernest Cotton 1961
Fred Morgan 1958-59
Dan Dotson 1956
Billy Joe Flanagan 1948

- 18 -

AC Woody Williams 2025-present
Cameron Nickens 2022-24
Isaiah Blaylock 2020-21
Grayson Padgett 2016-19
Patrick Weigel 2015
Casey Grayson 2014
Keith Brenner 2012-13
Taylor Hammack 2008-11
Brad Lincoln 2004-06
Adam Bluhm 2003
Chris Snyder 2000-02
Erick Burke 1998-99
Joaquin Martinez 1996
Chris Scott 1993-95
Brian Shaver 1991
Thomas Harrison 1989-90
Woody Williams 1988
Billy Drapela 1987
Mike Musolino 1986
AC Kyle Van Hook 1984-85
Mark Dickman 1981-83
Charles Garza 1976
John Kopycinski 1975

AC Rolan Walton 1974
Steve Brewer 1970
Jay Lee 1968
Ron Stasny 1967
Bill Worrell 1966
George Berger 1964
Joe Lopasky 1963
Tommy Thomson 1961
Max Wilson 1958-59
Don Flynn 1956-57
Bobby Clatterback 1953
Tiny Ellis 1948

- 19 -

Harrison Boushele 2025
Dillon DeSpain 2024
Josh Ekness 2023
Tab Tracy 2022
Will Pendergrass 2021
Brett Cain 2020
Jared Triolo 2018-19
Jared Pettitte 2017
Caleb Morris 2016
Taylor Cobb 2015
Ryan Vrugink 2012-14
Luke Moran 2011
Barry Laird 2008-10
Dereck Cloeren 2007-08
Keith Colquitt 2006
Taylor Gartz 2002-04
Cooper Vittitow 2001
Eric Lee 1997-00
Jim Rogers 1996
Daryl Renfrow 1995
Ramy Ibrahim 1994
Brett Jones 1993
Kirk Taylor 1992
Andy Thompson 1991
Brian Filosa 1990
Mike Pulido 1987-89
Stuart Stauffacher 1984-85
Jeff Harrod 1982
Mark Brogdon 1981
Kevin Munro 1980
Jeff Simons 1976
Rick Mahoney 1975
James Topping 1968
Rick Brewer 1966-67
Tom Wenmoth 1964-65
Barry Maret 1963
Emile Garidel 1963
Pete Stonestreet 1961-62
Bill Pruett 1962
Ted Langlie 1959
Rayford Hamil 1956-58

- 20 -

Brandon Bishop 2025
Kyle LaCalameto 2022-24
Josh Brown 2021
Clay Aguilar 2018-20
Justin Montemayor 2013-16
Jordan Mannisto 2011-12
Chris Wallace 2007-10
Tom Williams 2006
Austin Sumerlin 2004-05
Brad Sullivan 2001-03
Kyle Crowell 1998-00
John Box 1995-96
Mike Hatch 1993-94
Greyson Liles 1992
Scott Sheldon 1990-91
Mike Rhodes 1988
AC David Denny 1987
Paul Kuzniar 1986
Guy Garibay 1984-85
Kyle Channing 1982
Brad New 1981
SAC Joe Billingsley 1979
Joe Billingsley 1975-77
Joe Camarillo 1970
Larry Satcher 1966-68
Bill Worrell 1965
Bill Pruett 1963-64
Ken Lile 1953



- 21 -

Tre Broussard	2025
Jaxon Jelkin	2024
Kyle Ayers	2023
Jaycob Deese	2021-22
Jared Pettitte	2018-20
Seth Romero	2016-17
Aaron Garza	2012-15
Ty Stuckey	2008-2011
Aaron Brown	2005-07
Brad Cherry	2004
AC Todd Whitting	1996-03
Todd Whitting	1994-95
Scott Kohler	1991-93
Bret Bartley	1989-90
Lonnie Walker	1987
Robert Garcia	1985
Riley Epps	1983-84
Jeff Jacobson	1981-82
Fred Coy	1975
Tom Duschinski	1974
Tom Ball	1970
Jim Sparkman	1967
Everett Baker	1964-66
Barney Francescon	1963

- 22 - retired

Brandon Caraway	1997
Karl Ryden	1996
Brent Bice	1995
Matt Beech	1993-94
Jeff Wright	1992
Bobby Stone	1990-91
David Humphreys	1989
Matt Bradley	1988
Mike South	1987
Mike Walker	1984-86
Broc Higgins	1981-83
Bobby Brown	1980
Donnie Randell	1979
Randy Abendroth	1977
Jerry Willeford	1976
Kenny Humphreys	1975
Johnny Hatcher	1970
Tom Paciorek	1966-68
Conrad Nossell	1964
Tom Thomson	1963
Bobby Vickers	1953

- 23 -

Diego Luzardo	2025
Cade Citelli	2023-24
AOC Ross Kivett	2022-24
Ryne Edmondson	2021
VAC Joe Thon	2020-21
Fred Villarreal	2017-19
Gino Marcucci	2016
Ashford Fulmer	2012-15
VAC Steven Trout	2011
AC Jorge Garza	2006-10
Travis Tully	2005
Patrick Breen	2004
Travis Tully	2003
Josh Snook	2001
Bo Hernandez	1994-96
David Galvin	1993
Steve Velasquez	1991-92
Ricky Torres	1987-88, 90
Damon Baldwin	1986
Wes Walker	1983
Dale Oliver	1980-82
Bobby Hollas	1976-77, 79
John Kopycinski	1974
Mike Gilbert	1968, 70
Ken Hebert	1966-67
Wayne Harding	1965
Arthur Pettit	1963

- 24 -

Ryan Dollar	2023-present
Ben Sears	2021-22
Lael Lockhart Jr.	2018-20
Corey Julks	2015-17
VAC Mike Taylor	2014
Dustin Fuerst	2012

Kyle Bacak	2011
Matt Murphy	2008-10
Shea Hancock	2004-07
Greg Buchanan	2003
Nathan Mitchell	1999-02
AC David Paris	1998
Jason Smiga	1995
Stefen Breeding	1994
Jason McDonald	1993
AC Rusty Pendergrass	1989-91
HC Lovette Hill	1968

- 25 -

Duncan Howard	2024
Hayden Winters	2021
Luke Almendarez	2020
Wendell Champion II	2016-19
Chris Iriart	2015
Kirby Peek	2014
Taylor White	2009-12
AC Kirk Blount	2005-08
Thanos Papavasiliou	2001-04
Duncan McAdoo	1997-00
J.J. Matzke	1993-94
John Creech	1990-92
Scott Sheldon	1988-89
Tony Garceau	1987
Paul Juzniar	1986
Darrin Bartel	1984
Billy Savarino	1983
Wesley Gregersen	1981-82
AC Butch Ghutzman	1979
Elroy Othold	1970

- 26 -

AC Clay Van Hook	2025-present
Jose Torrealba	2022-24
MacGregor Hines	2021
VAC Caleb Barker	2017-19
Tanner Lawson	2016
Jake Lemoine	2013-15
Jordan Lewis	2011-12
David Murphy	2008-10
Jimmy Raviele	2006-07
Kevin Roberts	2003-05
Tyson Schweitzer	2000
J.P. Woodward	1999
Jon McDonald	1995-98
Mark Wingo	1994
Kirk Taylor	1993
Justin Dorsey	1992
Pete Magre	1990-91
Ross Goolsby	1988-89
Steve McCaslin	1987
Mike Basso	1984-86
Kevin Hill	1981
Jay Beard	1979
Mark Wisnoski	1976
Kim Graham	1975
James Gilbert	1970
Art Toombs	1968

- 27 -

Paul Schmitz	2023-present
Kade Brewer	2022
Leyton Pinckney	2021
Rey Mendoza	2020
Ryan Randel	2019
Charlie Bartlett	2017-18
Derek Dickerson	2015-16
Caleb Barker	2013-14
Kendall Stacks	2012
Travis Trial	2010-11
Joey Cesario	2009
Brett Logan	2003-06
Jesse Crain	2002
AC Kirk Blount	1999-00
Kevin Boyd	1994-95
Jeremy Tyson	1993
Philip Schulze	1992
Ricky Freeman	1991
Neil Atkinson	1990
Kenny Cavanaugh	1989
Scott Johnson	1988
Derek Keathley	1986-87
Mike Kuchta	1985

Kenny Freese	1982
Jeff Copeland	1979
Bill Nelson	1976
Bob Long	1968

- 28 -

Michael Benzor	2024-present
AC Kyle Bunn	2022-23
Ryne Huggins	2021
Brayson Hurdsmann	2017-20
Bubba Maxwell	2014-16
Matt Hernandez	2012-13
Caleb Ramsey	2008-11
SAC Nick Bott	2005
Nick Bott	2003-04
Dan O'Donnell	2000
Mike Medrano	1996-99
Chris Almendarez	1995
Jason Dixon	1994
Greg Lewis	1993
Rusty Smajstrla	1990-92
Alex Miller	1988
Kyle Schultz	1987
Jeff Banister	1986
Steve Decker	1985
Chad Patterson	1984
Jose Rodiles	1981
David Minielly	1979-80
David Husmann	1975-76
Tom Duschinski	1973
Bob Fouke	1965

- 29 -

Pip Smalley	2025
Jonathan French	2024
Samuel Tormos	2021-22
Nick Rupp	2020
John Grimley	2017
Tyler Ford	2013-14
Zack Gibson	2012
Matt Taylor	2008-09
Clayton Boone	2006
Rickey Putman	2003-04
Daron Bertillion	2001-02
Jason Kirchner	1999-00
Randall Collum	1998
Morgan Stephens	1995-97
Nathan Wied	1994
Rich Paschal	1993
Jason Wynne	1992
Darin Foust	1990-91
Mark Cerny	1988-89
Matt Bradley	1987
Steve Cummings	1985-86
Aty Garcia	1983
David Kmieciak	1982
John Shannon	1979-80
Steve Phillips	1976

- 30 -

Logan Reid	2025
Tim Williamson	2024
Travis Phelp	2023
Colby Casey	2021-22
Tanner Green	2019-20
George Pappas	2015-16
Aaron Stewart	2012-14
Austin Gracey	2010-11
Bryan Tully	2005-08
AC Bragg Stockton	2002
Matt Ferrell	1996-97
Jason Farrow	1995
HC Bragg Stockton	1987-94
Marc Bartolotta	1986
AC Bragg Stockton	1981-83
Mark Krampitz	1979-80
Donny Lopez	1977
Mike Higgins	1975-76
Larry Taylor	1970

- 31 -

Kenneth Jimenez	2024-present
Dylan Post	2020-23
Devon Roedahl	2019
Ryan Randel	2018
Jacob Campbell	2013-16

Jared Ray	2008-12
Matt Weston	2006
AC Rommie Maxey	2005
Brian Henderson	2002-03
Nick Torina	1998-01
Robb Kirkland	1996-97
Ryan Walter	1995
Phil Lewis	1990-93
Louis Francescon	1989
Kyle Atkinson	1987-88
David Kmieciak	1984
Rick Mahoney	1974
Jim Sparkman	1968

- 32 -

Anthony Avalos	2024-present
Malachi Lott	2022-23
Johnathon Thomas	2019-21
Brett Harris	2017
Jared West	2013-14
Chris Morales	2012
Dustin Fuerst	2011
Alberto Lopez	2008
Brian Martin	2003-04
Austin Faught	2001-02
Robert Dieudonne	1997-00
Chad Poeck	1995
Billy Waid	1993
Jeff Haas	1992
Daniel Bates	1991
David Humphreys	1990
Ben Pardo	1988-89
Anthony Young	1986
David Kmieciak	1985
Randy Turner	1983
Jeff Achilles	1981-82
Alec McCulloch	1979
Ron Stasny	1968

- 33 -

Chris Scinta	2025
Tre Jones	2024
Thomas Lyssy	2023
Patrick Dunn	2021-22
Cole Ferguson	2020
Kyle Dowdy	2014-15
Mo Wiley	2009-12
Josh Stirmeman	2006-07
Justin Vaclavik	2003-05
Matt Hooper	1999-02
Scottie Scott	1997-98
AC Tim Peters	1995
Ricky Freeman	1992-94
James Wambach	1990-91
Brett Simpson	1987-89
Gary Wright	1983-84
Mike Bresin	1980-82
Alvin Ruben	1979

- 34 -

Danny Cercello	2025
Conner Bennett	2024
Zack Zavala	2023
Nathan Medrano	2022
Kyle Lovelace	2018-21
Nathan Jackson	2016
Kyle Survanca	2013-15
Kevin Peters	2010
John Touchton	2007-09
Brian Temko	2005
Stuart Musslewhite	2002
Danny White	1995
Bryan Boyles	1993-94
Chris Tremie	1989-92
Lane Mallett	1988
Pete Valenzuela	1986-87
Trey South	1984
Stuart Stauffacher	1983
Mike Minturn	1982

- 35 -

Graysen Drezek	2023-present
Jason Burger	2022
Sean Bretz	2019-21
Kyle Ott	2018
Jared Triolo	2017



Table with 2 columns: Name, Year. Includes Jon Tauzin (2016), Jordan Stading (2014-15), Logan Piper (2012-13), David McClain (2008-09), Travis Mays (2003-04), Brad Dornak (1994-95), Brien Strelau (1992), David Hiers (1989, 1991), Pete Padia (1990), Anthony Young (1987), Ed Clark (1984-85), Scott Huntsman (1981).

- 36 -

Table with 2 columns: Name, Year. Includes Nicholas Moten (2025), Diego Luzardo (2024), Matt Canizares (2023), Cameron Prayer (2021-22), Jordan Gochenour (2019), Dylan Lester (2017-18), Nick Hernandez (2016), Austin Pruitt (2012-13), Tyler Magliolo (2011), James Conlee (2010), Carlos Reyes (2008-09), Sean McLemore (2005-07), Abe Arguello (1997), Clay Wiederhold (1996), David Hamilton (1994-95), Bobby O'Brien (1993), Derrick Dietrich (1990-92), Trey South (1983), Ricky Nixon (1980).

- 37 -

Table with 2 columns: Name, Year. Includes Xavier Perez (2025), Cole Carbone (2024), Nate Price (2023), Josh Coleman (2022), Blake Schultz (2021), Hunter Mayo (2019), Lael Lockhart Jr. (2017), Jud Kinzy (2016), Colin Butkiewicz (2015), Brady Latimer (2013), John Cannon (2009-12), Josh Aranda (2006), SAC Jared Grein (2003-04), Jared Grein (2001), Greg Runser (1998, 2000), Scott Keithley (1996-97), Brad Towns (1995), Shane Buteaux (1993-94), AC Mike Gardner (1992), Vaughn Eshelman (1990-91).

- 38 -

Table with 2 columns: Name, Year. Includes Christopher Bernal (2025), Owen Woodward (2023-24), Dawson Smith (2022), Andy Belcik (2021), Reed Osborn (2020), Nick Slaughter (2017-18), David Longville (2014-15), Dylan Rucker (2013), Keegan Sanford (2012), M.P. Cokinos (2010-11), Barrett Bruce (2008), Jeremy Aranda (2006), Brian Henderson (2001), AC Mike Gardner (1993-94).

- 39 -

Table with 2 columns: Name, Year. Includes Adam Becker (2021), Spencer Hynes (2019-20), Tanner Shiflett (2010), AC Kirk Blount (1999), Jason Schreiber (1996-97), Kirk Blount (1995), Ryan Walter (1994), Andy Thompson (1992).

- 40 -

Table with 2 columns: Name, Year. Includes Chris Perez (2025), AC Sean Kenny (2024), Brendan O'Donnell (2023-24).

Table with 2 columns: Name, Year. Includes Ryan Hernandez (2020-22), Nolan Bond (2016-19), Gino Marucci (2014-15), Jonathan Davis (2011-13), Alex Anastas (2010), Ryan Wagner (2002), Michael Reiss (2001), Jeremy Swindell (1997-98), Eric Woloson (1996), Brant Romero (1995), Chris Aguilar (1994), Jason Fojt (1993), Kenny Mayberry (1989).

- 41 -

Table with 2 columns: Name, Year. Includes Cameron Edmonds (2025), AOC Matt Reid (2024-present), Zach Bowerman (2023), Derrick Cherry (2019-22), Joey Pulido (2018), Seth Romero (2015), Nathan Jackson (2014), AC Kirk Blount (2004), Danny Zell (2002-03), Steven Reiss (2001), Jason Pekar (1998-00), Tommy Marik (1996-97), Josh Stewart (1994).

- 42 -

Table with 2 columns: Name, Year. Includes Chris Stuart (2024), Nick Collins (2023), Luke Robertson (2022), Derek Ablen (2021), Dax Dathe (2020), Griffin Hattingh (2018), John King (2016-17), Jacob Lueneburg (2012-14), Eric Brooks (2010-11), Frank Corolla (2009), Barry Laird (2006-08), Matt Sauceada (2005), Clint Decuir (2003), Bruce Rios (1996-99), Billy Waid (1994).

- 43 -

Table with 2 columns: Name, Year. Includes Eric Van Valkenburg (2025), Bryson Walker (2022-24), Matt Lazzaro (2021), Randal Garza (2020), Hunter Edwards (2017-18), Braeden Holub (2015), Taylor Cobb (2014), Casey Grayson (2012-13), Matt Creel (2010-11), Bryan Moore (1998-99), Danny Crawford (1996), Daryl Renfrow (1994).

- 44 -

Table with 2 columns: Name, Year. Includes Carsten Sabathia III (2025), Dan Wright (2023-24), Kerry Wright (2022), Cole Turney (2021), Joe Davis (2016-19), Connor Hollis (2014-15), Price Jacobs (2012-13), Erik Pesek (2010), Donnie Joseph (2007-09), Cody Waller (2005), Brad Depoy (2004), Chris Klosterman (2001), J.P. Woodward (2000), Tyson Schweitzer (1999), Mark Manbeck (1996-97), SAC Jeff Wright (1994), Jeff Wright (1993).

- 45 -

Table with 2 columns: Name, Year. Includes David Stich (2025), Tyler Gray (2023-24), Cody Morse (2022), Robert Gasser (2020-21), Brett Esau (2019), Mitch Ullom (2016-17).

Table with 2 columns: Name, Year. Includes Michael Goodnight (2009-10), AC Abe Arguello (2008), Rob Johnson (2004), Bryan Harris (2000-03), Jayme Sperring (1998-99), Mark Barham (1994).

- 46 -

Table with 2 columns: Name, Year. Includes Merek Sears (2023), Michael Ryhlick (2022), Layne Looney (2020-21), Cole McMillan (2019), Jeff Schneider (1994).

- 47 -

Table with 2 columns: Name, Year. Includes Maddux Miller (2021-23), Ty Abraham (2019), Aaron Fletcher (2015-18), Chris Haggard (1994).

- 48 -

Table with 2 columns: Name, Year. Includes Jake Tatom (2025), Jacob Schoenvogel (2023-24), Samuel Benjamin (2021-22), Chris Joseph (2005-07), Brandon Roznovsky (2004), Jarrod Bitter (1998-00), Jeff Hampton (1996-97).

- 49 -

Table with 2 columns: Name, Year. Includes Connor Osier (2025), Braedyn Cunningham (2023), Logan Clayton (2022), Dravin Barber (2021).

- 50 -

Table with 2 columns: Name, Year. Includes Richie Roman (2024-present), Brad Towns (1994).

- 51 -

Table with 2 columns: Name, Year. Includes Jackson LaLima (2025), Cameron Edmonds (2024).

- 54 -

Table with 2 columns: Name, Year. Includes John Alvey (2021).

- 85 -

Table with 2 columns: Name, Year. Includes HC Rayner Noble (2000-10).

- 95 -


Table with 2 columns: Name, Year. Includes Kendall Hoffman (2025).

ASSISTANT COACHES

Table with 2 columns: Name, Year. Includes ALLEN, Sean (2002-07), ALTABELLI, John (1987), ANDERSON, Frank (2013-17), ARGUELLO, Abe (1998, 2007), BARKER, Caleb (2017-19), BELL, Bobby (1983-84), BIELAMOWICZ, Tyler (2022-23), BLOUNT, Kirk (1999-00, 2004-08), BUNN, Kyle (2022-23), CAULEY, Pat (1995), COUCH, Trip (1990, 1995-00, 2011-17), CRESSEND, Jack (2011-12), DENNY, David (1987), DURHAM, Jim (1990), ESPOSITO, Sammy (2020-21), EVANS, Greg (2016), FULTZ, Frank (1985-86), GARDNER, Mike (1992-94), GARZA, Jorge (2006-10), GASPARD, Mitch (1988), GHUZZMAN, Butch (1975-76), GREIN, Jared (2002-04), HUDDLESTON, Brian (1988), KAISER, Tommy (1975), KIVETT, Ross (2022-24), KELSQ, Rob (2001), KENNY, Sean (2024), MAXEY, Rommie (2005), MILAM, Brandon (1997), NOBLE, Rayner (1988-91), PARIS, David (1998), PENDERGRASS, Rusty (1989-91), PETERS, Tim (1995), PIERCE, David (2001-02), REIDA, Matt (2024-present), ROONEY, Terry (2018-21), SCALISE, Anthony (2004), SHOTZBERGER, Ryan (2012-19), STOCKTON, Bragg (1981-83, 2002), STOCKTON, Russell (1992-94, 2009-10), STONE, Steve (1989), TAYLOR, Mike (2014-15), THON, Joe (2020-21), TROUT, Steven (2011), VAN HOOK, Clay (2025-present), VAN HOOK, Kyle (1984-85), WALTON, Rolan (1988-93), WHITTING, Todd (1996-03), WILLIAMS, Woody (2025-present), WILLIAMS, Wade (1994), WRIGHT, Jeff (1994).



RETIRED JERSEYS



DOUG DRABEK
Pitcher • 1981-83
Victoria, Texas

Retired Nov. 4, 1996
Hall of Honor • 2000

- Finished as the school career record holder in wins (27) and single-season victories (12).
- Continues to rank among the Cougars' single-season leaders in wins, consecutive shutout innings and shutouts.
- Is one of only seven Cougar pitchers to throw a no-hitter, accomplishing the feat at Louisiana-Lafayette on March 6, 1983.
- Was the first UH pitcher and is one of only two Cougar hurlers to toss a no-hitter on the road.
- Became the first Cougar baseball player to have his jersey number retired.
- Was honored by the University with its Distinguished Alumni Award in 1996.
- Was officially inducted into the UH Athletics Hall of Honor in the fall of 2000.
- Played 13 years at the Major League level for the New York Yankees, Pittsburgh Pirates, Houston Astros, Chicago White Sox and Baltimore Orioles.
- Received the 1990 Cy Young Award as the finest pitcher in the National League.
- Named to the 1994 National League All-Star Team.
- Won more than 145 games as a Major League pitcher.
- Helped lead the Pittsburgh Pirates to three consecutive appearances in the National League Championship Series from 1990-92.

DRABEK'S CAREER STATISTICS

Year	G-GS	W-L	ERA	K	IP
1981	16-12	5-3	3.26	33	77.1
1982	24-14	10-5	3.80	59	97.0
1983	16-15	12-3	3.43	67	94.1
Totals	56-41	27-11	3.52	159	268.2

#16



TOM PACIOREK
Outfield • 1966-68
Detroit, Mich.


Retired Nov. 17, 1997
Hall of Honor • 1978

- Considered one of the best all-around athletes in UH history.
- An outfielder who became the first First-Team All-American in school history.
- Led the baseball team to the championship game of the 1967 College World Series by hitting .435 with 10 home runs in 32 games played.
- One of only three Cougars to be named to the NCAA College World Series All-Tournament Team.
- More than 50 years after his final game as a Cougar, his single-season batting average of .435 in 1967 remains the best in school history.
- Finished his collegiate career with seven single-season school records and 10 career marks.
- Was selected in the professional drafts of both baseball by the Los Angeles Dodgers and football by the Miami Dolphins in 1968.
- Honored in 1981 as a Major League All-Star.
- Played at the Major League level with the Los Angeles Dodgers, Atlanta Braves, Seattle Mariners, Chicago White Sox, New York Mets and Texas Rangers.
- Following his Major League playing days, worked as a color analyst with the Chicago White Sox, Seattle Mariners and Atlanta Braves.

PACIOREK'S CAREER STATISTICS

Year	G	AVG	AB	R	H	HR	RBI
1966	30	.311	106	27	33	4	21
1967	32	.435	131	30	57	10	29
1968	32	.364	110	30	40	6	20
Totals	94	.375	347	87	130	20	70

#22



ROLAN WALTON
Shortstop • 1948-51
Head Coach • 1975-86
Houston, Texas

Retired Nov. 9, 1998
Hall of Honor • 2006

- Synonymous with winning baseball at the University of Houston.
- Was a 1952 UH graduate.
- Was the baseball team's first Most Valuable Player honoree in 1951.
- Batted .300 or better in each of his three seasons at shortstop while helping lead the Cougars to two league championships.
- Played professional baseball in the Boston Red Sox organization.
- Returned to his alma mater as the head baseball coach in 1975.
- In 12 years of head coaching Walton's teams compiled 378 wins.
- Was twice named the SWC Coach of the Year and two teams were ranked No. 2 in the nation.

WALTON'S CAREER PLAYING STATISTICS

Year	G	AVG	AB	R	H	HR	RBI
1947	8	.333	24	4	8	---	---
1948	15	.354	48	10	17	---	---
1949	Did not play						
1950	16	.288	52	9	15	---	---
1951	22	.333	87	0	29	---	---
Totals	61	.327	211	37	69	---	---

WALTON'S CAREER COACHING STATISTICS

Year	Overall		Conference	
	Record	Pct.	Record	Pct.
1975	18-25	.419	8-16	.333
1976	31-15	.674	16-8	.667
1977	27-17-1	.611	11-12-1	.479
1978	30-21	.588	14-10	.583
1979	27-17	.614	11-13	.458
1980	17-28-1	.380	6-17-1	.271
1981	32-20-1	.613	11-9-1	.548
1982	42-14-2	.741	13-6	.684
1983	43-15	.741	13-8	.619
1984	32-23	.582	6-15	.286
1985	44-17	.721	12-9	.571
1986	35-23	.603	8-13	.381
Totals	378-235-5	.616	129-136-3	.487

#6



1953

PLAYERS

3	Doug Osburn	INF	So.	Houston, Texas
4	Jackie Reed	INF	Sr.	Houston, Texas
7	Carlton Hanta	INF	Jr.	Honolulu, Hawai'i
8	Foy Boyd	OF	Jr.	El Paso, Texas
8	Frankie Peters	C	So.	Houston, Texas
9	Gene Russell	OF	Sr.	Houston, Texas
11	Claude Arrington	C	Jr.	Freeport, Texas
12	John Dean	OF	So.	Dallas, Texas
13	Ronnie Zeller	P	So.	Galveston, Texas
14	Billy Savarino	INF	So.	Houston, Texas
15	Allen Shipley	OF	So.	Houston, Texas
18	Bobby Clatterbuck	P	Jr.	San Angelo, Texas
20	Ken Lile	P	So.	Houston, Texas
22	Bobby Vickers	P	Sr.	Houston, Texas

HEAD COACH

Lovette Hill

RESULTS

vs. Baylor	L 3-4	vs. Oklahoma St.*	L 4-6
vs. Baylor	L 6-11	vs. Oklahoma St.*	W 3-2
vs. Sam Houston St.	L 2-4	vs. Texas A&M	W 3-2
vs. Lamar	W 12-2	vs. Detroit*	W 6-3
vs. Texas A&M	L 3-5	vs. Detroit*	W 10-2
vs. Minnesota	L 2-6	vs. Oklahoma%	L 4-7
vs. Minnesota	L 4-5	vs. Oklahoma%	W 8-7
vs. UL Lafayette	W 5-4	vs. Oklahoma%	W 5-3
vs. UL Lafayette	W 13-6	vs. Boston College#	L 1-4
vs. UL Lafayette	W 7-4	vs. Stanford	L 6-7
vs. Wichita State*	W 10-3		
vs. Wichita State*	W 9-4	% – NCAA District 5 Playoffs	
vs. Lamar	W 6-4	(Houston, Texas)	
vs. Sam Houston St.	W 10-7	# – NCAA College World	
vs. Tulsa*	L 6-8	Series (Omaha, Neb.)	
vs. Tulsa*	W 18-14		



Front Row: Carlton Hanta, Jackie Reed, Doug Osburn, Ronnie Zeller, Gene Russell and Head Coach Lovette Hill. Middle Row: Claude Arrington, Bobby Vickers, Allen Shipley, Mike Jezierski and John Dean. Back Row: Ken Lilie, Bobby Clatterbuck, Foy Boyd and Billy Savarino

Season Summary

Only seven years after the Cougar Baseball program was first established, UH made its impact felt in the college baseball world by advancing to the NCAA College World Series in Omaha, Neb.

However, it did not look good for the Cougars at the start of the season. UH dropped six of its first seven games. Fortunately, the team rebounded nicely to win 12 of its last 14 regular-season games, including seven straight during one stretch.

But even after their winning ways, it took a flip of a coin for UH to advance to the Missouri Valley Conference playoffs. Rainouts had caused cancelations of doubleheaders against Oklahoma A&M and Tulsa with all three teams in a tie for the MVC Western Division lead.

Since it was too late to hold a three-team playoff to see who would meet Detroit -- the MVC Eastern Division winner -- representatives from the three schools met at the conference office in St. Louis. On the first coin flip, Tulsa was eliminated. On the next flip, UH's representative called tails, and tails it was.

The Cougars would win two straight games against Detroit and advance to the district playoffs.

In the NCAA District 5 Playoffs, the Cougars appeared to be doomed again after falling 7-4 in the first game against Oklahoma. But again, the comeback Cougars rallied to win the last two games, 8-7 and 5-3, to advance to college baseball's promised land.

At Rosenblatt Stadium, the Cougars fell to Boston College (4-1) and Stanford (7-6) to cap their season. However, that squad laid a solid foundation on which future UH teams would build NCAA postseason excellence.

Team Leaders

- SS **Carlton Hanta** – .362 (30-for-83)
- INF **Jack Reed** – .305 (29-for-95)
- 3B **Doug Osburn** – .303 (30-for-99)
- LF **Allen Shipley** – .302 (29-for-96)
- OF **Gene Russell** – .295 (18-for-61)

Notes

- Shortstop **Carlton Hanta** became the first player in UH history to be honored as an All-America, garnering Third Team honors.

COLLEGE WORLD SERIES TEAM

1967

PLAYERS

1	Van Smith	P	Sr.	Calesburg, Ill.
2	Trey Williams	UTIL	So.	Houston, Texas
4	Ronnie Baker	2B	Jr.	Amarillo, Texas
5	G.J. Cantu	3B	Sr.	Houston, Texas
6	Wayne Hill	P/3B	Jr.	Houston, Texas
9	Ike Lucas	OF	Sr.	Houston, Texas
10	Chico Silman	C	So.	Houston, Texas
11	Larry Strelau	C	Jr.	Houston, Texas
12	Art Toombs	SS	So.	Houston, Texas
13	Phil Rose	C/OF	So.	Houston, Texas
14	Wayne Westphal	UTIL	Jr.	Houston, Texas
15	Bo Burris	OF	Sr.	Lake Jackson, Texas
16	Carroll Moore	P	Sr.	Tahlequah, Okla.
17	Bubba Hill	P	So.	Houston, Texas
18	Ron Stasny	P	So.	Houston, Texas
19	Rick Brewer	P	Sr.	Pasadena, Texas
20	Larry Satcher	1B/P	Jr.	San Antonio, Texas
21	Jim Sparkman	P	So.	El Campo, Texas
22	Tom Paciorek	OF	Jr.	Detroit, Mich.
23	Ken Hebert	1B	Jr.	Pampa, Texas

HEAD COACH

Lovette Hill

RESULTS

vs. Nicholls State	W	5-2	vs. Sam Houston St.	L	0-3
vs. Nicholls State	L	2-6	vs. Texas Lutheran	W	3-1
vs. St. Mary's	W	9-7	vs. Houston Baptist	W	6-3
vs. Lamar	W	10-4	vs. Houston Baptist	W	5-0
vs. Lamar	W	12-2	vs. Sam Houston St.	W	1-0
at Baylor	W	4-2	vs. Texas%	W	11-8
at Baylor	L	7-8	vs. Texas%	L	1-5
OKLAHOMA ST.	W	5-4	vs. Texas%	W	4-3
OKLAHOMA ST.	L	5-6	vs. Stanford&	L	1-12
NEBRASKA	L	2-16	vs. Ohio State	W	7-6
NEBRASKA	W	6-3	vs. Boston College	W	3-2
OKLAHOMA ST.	W	4-1	vs. Arizona State	W	3-0
NEBRASKA	W	7-4	vs. Arizona State	L	2-11
at St. Mary's	W	10-1			
at Texas Lutheran	L	2-5	% – NCAA District 6 Playoffs		
at Texas A&M	L	4-6	(Austin, Texas)		
at Texas A&M	L	1-2	# – NCAA College World Series		
vs. St. Thomas	W	12-1	(Omaha, Neb.)		
vs. St. Thomas	W	4-3			

NCAA COLLEGE WORLD SERIES

ALL-TOURNAMENT TEAM

P	Gary Gentry	Arizona State
P	Q.V. Lowe	Auburn
C	Ron Davini	Arizona State
1B	Mark Marquess	Stanford
2B	Dick Swan	Stanford
3B	Dave Grangaard	Arizona State
SS	Jack Lind	Arizona State
OF	Ike Lucas	Houston
OF	Tom Paciorek	Houston
OF	Scott Reid	Arizona State

Most Outstanding Player: Ron Davini, Arizona State



Front Row: Van Smith, Art Toombs, Trey Williams, G.J. Cantu, Ron Baker, Ike Lucas, Larry Strelau and Bubba Hill. **Middle Row:** Rick Brewer, Larry Satcher, Chico Silman, Wayne Hill, Phil Rose, Bo Burris, Carroll Moore and Ken Hebert. **Back Row:** Athletic Trainer Tom Wilson, Ron Stasny, Jim Sparkman, Wayne Westphal, Tom Paciorek and Head Coach Lovette Hill.

Season Summary

Fourteen years after making their first visit to the NCAA College World Series, the Cougars returned in 1967 and made an indelible mark in school history.

The Cougars started the season out well enough, winning 10 of their first 14 games. After a tough stretch midway through the year against Texas Lutheran and Texas A&M, the team rebounded and won six of its last seven games to set up a showdown against Texas in the NCAA District 6 Playoffs.

The Cougars and Longhorns split the first two games, setting up a third and deciding Game Three. Texas appeared to have all the momentum, taking a 3-0 lead into the top of the ninth inning. Just before the UH leadoff batter stepped into the batter's box, the Texas public address announcer informed the crowd that UT head coach Bibb Falk would be resigning at the end of the season. That sent the Texas crowd into a wave of hysteria that would last for 15 more minutes.

Once the game resumed, the Cougars assembled an amazing four-run rally and then held off Texas in the bottom of the frame to return to the NCAA College World Series.

After being thumped by Stanford 12-1 in the opening game of the World Series, the Cougars reeled off three straight wins over Ohio State, Boston College and Arizona State to set up the deciding game against ASU for the national championship. Unfortunately, the Sun Devils would get the better of the Cougars 11-2, but UH capped the year with a No. 2 ranking in the polls, the highest-ever finish by a Cougar team in a final poll.

Team Leaders

- OF **Tom Paciorek** – .435 (57-for-131), 6 doubles, 4 triples, 10 HR, 29 RBI
- 1B **Ken Hebert** – .345 (40-for-116), 7 doubles, 4 HR, 18 RBI
- 3B **G.J. Cantu** – .341 (42-for-123), 3 doubles, 4 triples, 3 HR, 24 RBI
- P **Rick Brewer** – 4-0, 1.80 ERA, 29 K, 40.0 IP
- P **Bubba Hill** – 6-0, 2.29 ERA, 46 K, 59.0 IP

Notes

- Outfielders **Tom Paciorek** and **Ike Lucas** and second baseman **Ron Baker** were named to the NCAA College World Series All-Tournament Team.
- By batting .435 (57-for-131), Paciorek set a UH single-season batting average record that continues to stand, entering this season.



18 BRAD LINCOLN

Clute, Texas

3L

RHP/INF

6-0 | 200 | L-R

- 2006 Dick Howser Trophy Winner
- 2006 Brooks Wallace Award Winner
- 2006 ABCA/Rawlings Player of the Year
- 2006 Rivals.com National Player of the Year
- 2006 MLB Draft Selection (Pittsburgh Pirates, 1st Round, No. 4 Overall)
- 2006 Consensus All-America First Team (Utility)
- 2006 Roger Clemens Award Finalist
- 2006 NCBWA District VII Player of the Year
- 2006 ABCA All-South Central Region First Team (SP)
- 2006 Conference USA Co-Male Athlete of the Year
- 2006 Conference USA Pitcher of the Year
- 2006 Conference USA All-Tournament Team (DH)
- 2006 All-Conference USA First Team (SP)
- 2006 All-Conference USA First Team (DH/UTL)
- 2005 and 2006 Silver Glove All-Series Team
- 2006 Houston College Classic Most Outstanding Player
- 2005 and 2006 Houston College Classic All-Tournament Team
- 2004 C-USA All-Freshmen Team
- Pro-Line Cap National Pitcher of the Week (May 16, 2006 and May 10, 2005)
- Five-Time C-USA Pitcher of the Week recipient

JUNIOR (2006)

First player in both UH and Conference USA history to be named a baseball national player of the year... Enjoyed one of the nation's finest seasons on the mound and emerged as possibly the greatest two-way player in school history... Became the first player in both UH and Conference USA history to be taken in the Top 10 picks of the annual amateur draft, being selected at No. 4 overall by the Pittsburgh Pirates... Led all UH pitchers in ERA (1.69), wins (12), complete games (3), shutouts (2), innings pitched (127.2), strikeouts (152) and opposing batting average (.198)... Strikeout total was the third best in UH single-season history and pushed him into third place on the career charts with 293 punchouts... Recorded at least seven strikeouts in each of his first 10 starts and in 15 of 17 total starts... Was just as dangerous at the plate, finishing with 14 home runs and a team-best 53 RBIs... Ranked among the C-USA individual leaders in five of the six Triple Crown categories (batting average was the lone exception)... Joined Woody Williams as the only players in school history to hit a home run and earn a win on the mound in the same game twice in one season... First accomplished that feat in the series opener at UC Irvine... Duplicated that effort during the series opener against No. 18 Tulane... Had an all-around day against Texas-San Antonio during the season opener... Made his second consecutive Opening Day start against the Roadrunners... Allowed only two hits with seven strikeouts in five innings on the mound... Went 2-for-6 with two runs and a game-high four RBIs at the plate as the DH... Blasted a three-run, walk-off homer in the bottom of the 10th inning to lift the Cougars to the win... Struck out nine while scattering five hits in seven shutout innings to lead UH to its only win at the Houston College Classic over Texas Tech on the way to being named Most Outstanding Player... Struck out nine with only five hits allowed in tossing a shutout win at No. 1 Rice in the series opener... Honored as the Pro-Line Cap National Pitcher of the Week and C-USA Pitcher of the Week following that performance. **C-USA Tournament:** Named to the All-Tournament Team... Went 2-for-5 with a double and solo home run against Marshall... Held East Carolina to only one run off four hits with six strikeouts in eight innings... Retired 16 of the last 18 batters that he faced and allowed only two baserunners during his final five innings... Helped his own cause at the plate, batting 2-for-4 with a run against the Pirates... Went 2-for-5 with a solo home run against No. 11 Tulane to help lead the Cougars to the championship game. **NCAA Norman Regional:** Went 2-for-3 and scored the lone run in the opener against No. 30 Wichita State... Teamed with Matt Weston to hit back-to-back homers at No. 13 Oklahoma.

SUMMER 2005

Named to the Cape Cod League All-Star Game as a starter while playing for the Bourne Braves... Named to the All-Cape Cod League Team as a utility player... Blasted six home runs with 25 RBIs with a 3-1 record, 1.32 ERA and 56 strikeouts in 54.0 innings... Received the Manny Robello 10th Player Award... Helped lead Bourne to the West Division championship.

SOPHOMORE (2005)

Was a regular contributor at the plate and on the mound... Appeared in all but one game while finishing second on the team with 52 RBIs and seven home runs... One of only seven players in school history to throw more than 100 strikeouts in a season... Led all hurlers with 102.0 innings pitched and two complete games and finished third with four wins and a 4.76 ERA... Second on the team with 293 putouts while spending most of his time at first base... Struck out 15 SLU batters in 10 innings of work to set new career highs in both categories... Retired 22 of the last 23 batters that he faced and struck out two batters in five of the first six innings against the Billikens... Teamed with Justin Vaclavik to set new UH and C-USA single-game records with 21 strikeouts... Was honored as the Pro-Line Cap National Pitcher of the Week and the C-USA Pitcher of the Week... **C-USA Tournament:** Led all players with three RBIs against East Carolina during the first round... Scored a pair of runs against UAB... Blasted a solo homer against No. 1 Tulane during the semifinals.

FRESHMAN (2004)

Appeared on the mound and at first base for the Cougars... Finished fourth on the staff with three wins and 10 starts... Made his collegiate debut against nationally-ranked Texas at the Minute Maid Park College Classic... Earned his first collegiate win with an impressive showing against nationally ranked Long Beach State in that series finale... Allowed only one hit and struck out five through five innings against the Dirtbags... Tossed a five-hit shutout at UAB in the middle game of that series... Struck out four and allowed only one UAB baserunner beyond first base in the entire game. **C-USA Tournament:** Allowed only one run with three strikeouts in six innings against TCU in the first game of the C-USA Tournament semifinals... Threw two shutout innings of relief against TCU in the first round.

PERSONAL

Full name is Brad Eric Lincoln... Born on May 25, 1985, in Lake Jackson, Texas... Son of John and Cheryl Lincoln... Majored in sports administration.

Lincoln's Career Bests

Innings: 10.0, vs. Saint Louis (May 7, 2005)

Strikeouts: 15, vs. Saint Louis (May 7, 2005)

Winning Streak: 11 games

(Feb. 24-June 2, 2006)

Consecutive Scoreless Innings: 13.2

(May 28, 2005-Feb. 18, 2006)

Runs: 2, done eight times; Most recently; vs. McNeese (April 4, 2006)

Hits: 4, vs. UAB (March 26, 2005)

RBIs: 4, vs. Texas-San Antonio (Feb. 7, 2006)

Doubles: 2, at UAB (April 28, 2006)

Stolen Bases: 2, vs. UCF (May 7, 2006)

Hitting Streak: 8 games (March 25-April 9, 2005)

Lincoln's Career Pitching Statistics

Year	G-GS	W-L	ERA	SV	CG	ShO	IP	H	R	ER	BB	SO
2004	12-10	3-2	4.29	0	1	1	56.2	60	28	27	19	35
2005	18-16	4-7	4.76	0	2	0	102.0	124	71	54	25	106
2006	17-17	12-2	1.69	0	3	2	127.2	91	29	24	32	152
Totals	47-43	19-11	3.30	0	6	3	286.1	275	128	105	76	293

Lincoln's Career Hitting Statistics

Year	G-GS	AB	R	H	AVG	2B	3B	HR	RBI	BB	SO	SB-A
2004	20-16	21	1	7	.333	1	0	0	1	7	5	1-1
2005	57-57	208	36	70	.337	15	1	7	52	29	41	2-2
2006	61-61	224	35	66	.295	12	0	14	53	24	41	5-6
Totals	138-134	453	72	143	.316	28	1	21	106	60	87	8-9

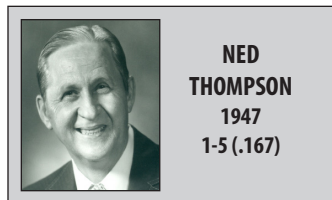


Brad Lincoln accepts the Dick Howser Trophy from St. Petersburg Area Chamber of Commerce president with David Feaster (left) and UH head coach Rayner Noble. It was the first of five national player of the year awards that Lincoln received in 2006.



YEAR-BY-YEAR RESULTS

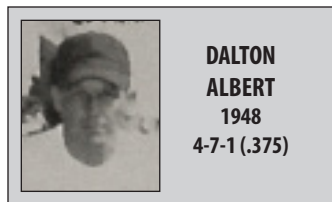
* - Indicates Conference game
- Indicates opponent's national ranking
#NA - Indicates opponent was nationally ranked but exact ranking is unknown
Rankings to far left indicate Houston's highest national ranking
Home games listed in **BOLD>**



NED THOMPSON
1947
1-5 (.167)

1947 (1-5) Coach Ned Thompson

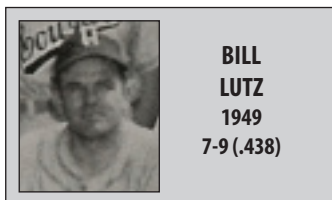
STEPHEN F. AUSTIN	L	10-11
STEPHEN F. AUSTIN	L	8-9
TRINITY	W	9-8
TRINITY	L	3-8
SAM HOUSTON STATE	L	0-3
SAM HOUSTON STATE	L	7-8



DALTON ALBERT
1948
4-7-1 (.375)

1948 (4-7-1, 2-6 LSC) Coach Dalton Albert


RICE	W	10-5
LOUISIANA-LAFAYETTE	W	4-3
TEXAS-PAN AMERICAN	L	2-12
SAM HOUSTON STATE*	L	7-8
TRINITY*	L	12-13
TEXAS-PAN AMERICAN	T	5-5
EAST TEXAS STATE*	W	15-5
STEPHEN F. AUSTIN*	W	15-9
SAM HOUSTON STATE*	L	6-7
TRINITY*	L	2-6
EAST TEXAS STATE*	L	2-4
STEPHEN F. AUSTIN*	L	4-5



BILL LUTZ
1949
7-9 (.438)

1949 (7-9) Coach Bill Lutz

TEXAS A&M	L	0-6
RICE	W	5-3
RICE	W	2-1
TEXAS A&M	L	0-7
EAST TEXAS STATE	W	11-7
HARDIN-SIMMONS	L	7-16
STEPHEN F. AUSTIN	L	3-12
LOUISIANA-LAFAYETTE	L	7-8
LOUISIANA-LAFAYETTE	W	6-5
BROOKE ARMY MEDICAL	L	9-10
STEPHEN F. AUSTIN	L	4-10
SAM HOUSTON STATE	L	2-4
ST. THOMAS	W	11-5
HARDIN-SIMMONS	W	2-1
ST. THOMAS	W	20-4
SAM HOUSTON STATE	L	0-2



LOVETTE HILL
1950-74
343-325-5 (.515)

1950 (10-6, 4-0 GCC) Coach Lovette Hill GulfCoast Conference Champions

TEXAS A&M	L	4-7
TEXAS A&M	L	4-8
ST. THOMAS*	W	7-3
STEPHEN F. AUSTIN	L	7-8
LOUISIANA-LAFAYETTE*	W	7-3
LOUISIANA-LAFAYETTE*	W	6-5
ST. THOMAS*	W	9-6
STEPHEN F. AUSTIN	W	8-1
MIDWESTERN STATE	W	16-1
MIDWESTERN STATE	W	14-3
GALVESTON BEACH CLUB	W	7-6
SAM HOUSTON STATE	L	2-3
MIDWESTERN STATE	W	4-2
MIDWESTERN STATE	W	5-2
VICTORIA ROSEBUDS	L	2-5
SAM HOUSTON STATE	L	2-5

1951 (16-8, 5-1 MVC) Coach Lovette Hill Missouri Valley Conference Champions NCAA District Playoffs

M9	at Baylor	W	5-3
M10	at Baylor	L	4-6
M14	at Texas A&M	L	1-3
M17	TEXAS A&M	W	7-3
M20	at Northwestern State	W	7-2
M21	at Northwestern State	W	1-0
M24	Louisiana-Lafayette	L	5-6
M30	TULSA*	W	3-0
M31	TULSA*	L	1-4
A6	OKLAHOMA STATE*	W	2-1
A7	OKLAHOMA STATE*	W	1-0
A10	CORPUS NAVAL STATION	W	9-3
A11	CORPUS NAVAL STATION	W	7-6
A14	vs. Sam Houston State#	W	4-0
A18	at Sam Houston State	W	9-4
A20	at Brooke Army Medical	L	6-7
A21	at Brooke Army Medical	L	0-7
A28	vs. Shell Oil#	W	8-3
My4	at Wichita State*	W	5-0
My5	at Wichita State*	W	21-4

MVC Championships – Tulsa, Okla.

Bradley	W	9-8
Bradley	W	11-2

District Playoffs – Norman, Okla.

Oklahoma	L	2-5
Oklahoma	L	5-6

– Played in Pasadena, Texas

1952 (11-6, 4-2 MVC) Coach Lovette Hill

OHIO STATE	W	10-5	
OHIO STATE	W	10-7	
SAM HOUSTON STATE	W	11-4	
LAMAR	L	3-7	
SAM HOUSTON STATE	W	13-1	
TEXAS A&M	L	6-7	
TEXAS A&M	W	18-5	
WICHITA STATE*	W	6-0	
WICHITA STATE*	W	11-0	
SAM HOUSTON STATE	L	0-3	
M7	OKLAHOMA STATE	W	11-4
M8	OKLAHOMA STATE	L	3-14
TULSA*	W	15-6	
TULSA*	W	7-5	
OKLAHOMA STATE	W	7-5	

SAINT LOUIS*	L	0-3
SAINT LOUIS*	L	2-4

1953 (15-11, 6-2 MVC) Coach Lovette Hill NCAA College World Series NCAA District 5 Champions

Missouri Valley Conference Champions

M9	BAYLOR	L	3-4
M10	BAYLOR	L	6-11
M13	SAM HOUSTON STATE	L	2-4
M18	LAMAR	W	12-2
M23	TEXAS A&M	L	3-5
M25	MINNESOTA	L	2-6
M26	MINNESOTA	L	4-4
A2	LOUISIANA-LAFAYETTE	W	5-4
A3	LOUISIANA-LAFAYETTE	W	13-6
A4	LOUISIANA-LAFAYETTE	W	7-4
A10	WICHITA STATE*	W	10-3
A10	WICHITA STATE*	W	9-4
A14	LAMAR	W	6-4
A20	SAM HOUSTON STATE	W	10-7
MY1	TULSA*	L	6-8
MY2	TULSA*	W	18-14
MY8	OKLAHOMA STATE*	L	4-6
MY9	OKLAHOMA STATE*	W	3-2
MY12	TEXAS A&M	W	3-2
MY22	DETROIT*	W	6-3
MY22	DETROIT*	W	10-2

District 5 Playoffs

My26	Oklahoma	L	4-7
My27	Oklahoma	W	8-7
My27	Oklahoma	W	5-3

College World Series – Omaha, Neb.

J11	Boston College	L	1-4
J12	Stanford	L	6-7

1954 (12-11, 4-5 MVC WEST) Coach Lovette Hill

BAYLOR	W	5-4	
BAYLOR	L	5-8	
TEXAS A&M	L	4-8	
SUL ROSS STATE	W	6-5	
SUL ROSS STATE	L	3-5	
MINNESOTA	W	4-1	
MINNESOTA	W	8-4	
SAM HOUSTON STATE	W	2-1	
TEXAS LUTHERAN	L	4-15	
TEXAS LUTHERAN	W	5-3	
TEXAS A&M	W	14-0	
A12	NEBRASKA	L	2-3
A13	NEBRASKA	L	2-3
WICHITA STATE*	W	19-1	
WICHITA STATE*	L	1-2	
WICHITA STATE*	W	20-2	
A23	OKLAHOMA STATE*	W	14-4
A24	OKLAHOMA STATE*	L	0-11
A24	OKLAHOMA STATE*	L	7-11
SAM HOUSTON STATE	W	5-1	
TULSA*	L	2-4	
TULSA*	W	6-2	
TULSA*	L	2-4	

1955 (6-13, 3-5 MVC WEST) Coach Lovette Hill

TEXAS A&M	L	0-7	
BAYLOR	L	3-5	
BAYLOR	W	5-2	
TEXAS A&M	L	2-3	
MINNESOTA	L	1-2	
SAM HOUSTON STATE	W	7-1	
SAM HOUSTON STATE	L	4-16	
A4	NEBRASKA	L	4-8
A5	NEBRASKA	W	7-2
WICHITA STATE*	W	11-5	
WICHITA STATE*	L	1-2	
WICHITA STATE*	W	5-0	
TEXAS LUTHERAN	L	3-7	

TULSA*	W	6-0	
TULSA*	L	5-8	
TULSA*	L	6-8	
TEXAS LUTHERAN	L	0-2	
MY13	OKLAHOMA STATE*	L	2-10
MY14	OKLAHOMA STATE*	L	5-8

1956 (14-10, 5-6 MVC WEST) Coach Lovette Hill

TEXAS A&M	L	6-7	
BAYLOR	W	6-4	
BAYLOR	L	7-8	
TEXAS A&M	W	10-3	
M20	OKLAHOMA STATE	L	5-6
M21	OKLAHOMA STATE	W	1-0
MINNESOTA	L	2-5	
MINNESOTA	W	6-4	
M26	NEBRASKA	W	3-2
M27	NEBRASKA	W	6-1
SAM HOUSTON STATE	W	6-4	
SAM HOUSTON STATE	W	3-1	
SAM HOUSTON STATE	L	0-6	
WICHITA STATE*	L	5-7	
WICHITA STATE*	W	10-1	
WICHITA STATE*	W	11-1	
A20	OKLAHOMA STATE*	L	2-17
A21	OKLAHOMA STATE*	W	17-16
A21	OKLAHOMA STATE*	L	2-3
TULSA*	L	2-3	
TULSA*	W	3-1	
TULSA*	W	5-4	
TEXAS LUTHERAN	L	4-5	
TEXAS LUTHERAN	W	3-2	

1957 (6-11-1, 4-3 MVC WEST) Coach Lovette Hill

TEXAS A&M	W	5-3	
BAYLOR	L	5-12	
BAYLOR	L	6-13	
SUL ROSS STATE	L	3-6	
M25	OKLAHOMA STATE	L	12-13
M26	OKLAHOMA STATE	L	6-9
MINNESOTA	L	4-5	
MINNESOTA	T	4-4	
SAM HOUSTON STATE	L	1-2	
SAM HOUSTON STATE	L	2-7	
SAM HOUSTON STATE	W	8-4	
WICHITA STATE*	W	6-0	
WICHITA STATE*	W	1-0	
WICHITA STATE*	L	1-2	
A26	OKLAHOMA STATE*	L	4-15
A26	OKLAHOMA STATE*	W	3-1
A27	OKLAHOMA STATE*	W	8-1
TULSA*	L	3-6	

1958 (11-13, 6-3 MVC WEST) Coach Lovette Hill NCAA District 5 Playoffs

at Texas A&M	L	0-4	
M8	BAYLOR	W	9-7
M14	at Baylor	W	10-7
MINNESOTA	L	0-3	
MINNESOTA	L	3-10	
M31	NEBRASKA	L	0-6
A1	NEBRASKA	L	3-4
KANSAS	W	7-6	
KANSAS	W	3-4	
at St. Mary's (Texas)	L	2-3	
at St. Mary's (Texas)	L	1-	
at Sam Houston State	L	0-12	
at Sam Houston State	W	2-0	
at Sam Houston State	W	3-	
TULSA*	W	7-0	
TULSA*	W	4-0	
TULSA*	W	12-1	
at Wichita State*	W	5-0	
at Wichita State*	W	1-0	
at Wichita State*	L	3-4	
CINCINNATI*	L	3-5	



CINCINNATI* W 4-1
CINCINNATI* L 1-3
District 5 Playoffs
My30 at Texas L 2-3

1959 (7-14, 4-2 MVC WEST)

Coach Lovette Hill
Missouri Valley Conference
West Division Champions
TEXAS A&M L 2-7
M7 BAYLOR W 3-0
M17 BAYLOR L 2-9
TEXAS A&M L 3-12
M20 OKLAHOMA STATE L 2-7
M21 OKLAHOMA STATE L 4-7
M25 NEBRASKA W 5-2
M26 NEBRASKA L 6-12
MINNESOTA L 6-9
SAM HOUSTON STATE L 2-3
SAM HOUSTON STATE L 2-5
TULSA* W 20-13
TULSA* L 5-7
TULSA* W 9-0
TEXAS LUTHERAN L 3-4
WICHITA STATE* W 5-1
WICHITA STATE* W
WICHITA STATE* L 2-5

MVC Playoffs
Bradley W 2-1
Bradley L 8-1
Bradley L 0-6

1960 (12-11, 5-1 MVC WEST)

Coach Lovette Hill
NCAA District 5 Playoffs
NCAA Regional
Missouri Valley Conference Champions
MVC West Division Champions
TEXAS A&M W 5-2
MINNESOTA W 5-4
MINNESOTA L 1-5
A1 OKLAHOMA STATE W 4-0
A2 OKLAHOMA STATE L 0-1
at Texas Lutheran L 2-6
at Texas Lutheran L 1-4
at Texas Lutheran L 9-10
at Sam Houston State L 0-10
at Sam Houston State L 1-5
at Sam Houston State W 5-0
at Tulsa* W 9-0
at Tulsa* W 9-0
at Tulsa* W 9-0
SAM HOUSTON STATE L 4-6
at Sam Houston State W 4-2
at Wichita State* W 5-3
at Wichita State* L 4-11
at Wichita State* W 3-1
CINCINNATI W 5-2

NCAA District 5 Playoffs
My31 at Texas W 4-2

NCAA Regional
J2 at Arizona L 3-4
J3 at Arizona L 4-6

% - Games with Tulsa are forfeits.

1961 (4-11)

Coach Lovette Hill
MINNESOTA L 0-8
MINNESOTA L 1-6
M27 OKLAHOMA STATE L 0-2
M28 OKLAHOMA STATE L 4-7
M31 NEBRASKA L 3-5
TEXAS A&M L 6-10
TRINITY L 6-11
at Sam Houston State L 1-6
at Sam Houston State L 8-9
at St. Mary's (Texas) L 5-6
SAM HOUSTON STATE W 1-0
TEXAS LUTHERAN W 10-0

at Texas Lutheran W 6-5
NICHOLLS STATE W 4-2
NICHOLLS STATE L 2-3

1962 (16-6)

Coach Lovette Hill
at Sam Houston State L 5-6
at Sam Houston State L 8-13
ST. MARY'S W 4-0
M28 OKLAHOMA STATE W 2-0
M29 OKLAHOMA STATE W 1-0
KANSAS W 5-4
KANSAS L 1-9
SAM HOUSTON STATE W 4-1
SAM HOUSTON STATE L 0-7
at St. Mary's (Texas) W 6-1
at Texas Lutheran L 1-2
CORPUS CHRISTI W 6-5
CORPUS CHRISTI W 3-0
at Nicholls State W 4-2
TRINITY W 1-0
TRINITY W 4-2
at Trinity W 8-5
at Trinity L 8-12
TEXAS LUTHERAN W 8-3
NICHOLLS STATE W 1-0
NICHOLLS STATE W 5-0
NICHOLLS STATE W 6-4

1963 (4-15)

Coach Lovette Hill
at Texas A&M L 1-5
TEXAS A&M W 4-3
TEXAS LUTHERAN L 6-8
ST. MARY'S (TEXAS) L 7-13
at Trinity L 2-10
M25 OKLAHOMA STATE L 1-2 (11)
M26 OKLAHOMA STATE W 5-4
M28 OKLAHOMA STATE L 2-10
M29 OKLAHOMA STATE L 1-2
CORPUS CHRISTI W 10-9
CORPUS CHRISTI L 2-3
at Texas Lutheran L 3-4
at St. Mary's (Texas) L 3-8
DALLAS W 5-1
DALLAS L 2-4
SAM HOUSTON STATE L 2-7
SAM HOUSTON STATE L 3-7
NICHOLLS STATE L 1-3
NICHOLLS STATE L 3-4

1964 (16-13)

Coach Lovette Hill
M6 BAYLOR W 6-3
M7 BAYLOR L 3-4
St. Mary's (Texas) W 4-1
Southern Illinois L 4-5
Southern Illinois L 2-7
Southern Illinois W 6-2
M22 OKLAHOMA STATE L 3-10
M23 OKLAHOMA STATE L 0-4
M25 OKLAHOMA STATE W 8-2
M26 OKLAHOMA STATE W 4-3
Loyola (N.O.) L 2-3
Loyola (N.O.) L 1-4
A1 NEBRASKA W 10-1
A2 NEBRASKA L 9-11
A3 NEBRASKA W 11-2
A4 NEBRASKA W 3-1
SAM HOUSTON STATE L 4-8
NICHOLLS STATE W 6-1
NICHOLLS STATE L 2-5
SAM HOUSTON STATE L 4-6
SAM HOUSTON STATE L 0-3
TRINITY W 7-2
TEXAS LUTHERAN W 5-2
DALLAS W 8-6
at Sam Houston State W 3-1
at Texas Lutheran W 11-10
at St. Mary's (Texas) W 9-3
at Loyola (N.O.) W 2-0
at Loyola (N.O.) L 2-5

1965 (12-14)

Coach Lovette Hill
at Texas A&M L 2-10
ST. MARY'S (TEXAS) L 7-8
ST. THOMAS W 4-0
TRINITY L 0-4
M22 OKLAHOMA STATE W 6-5
M23 OKLAHOMA STATE L 3-10
M25 OKLAHOMA STATE W 4-2
M26 OKLAHOMA STATE L 6-10
TEXAS A&M L 4-13
SAM HOUSTON STATE L 2-3
SAM HOUSTON STATE L 0-2
ST. THOMAS L 2-10
A9 BAYLOR L 7-8
BAYLOR L 3-15
A10 BAYLOR L 3-8
at Sam Houston State L 2-13
LOUISIANA-MONROE W 6-5
LOUISIANA-MONROE W 11-6
LOUISIANA-MONROE W 9-7
at Sam Houston State W 7-6
DALLAS W 21-7
DALLAS L 6-8
TEXAS LUTHERAN W 8-4
at Texas Lutheran W 10-3
NICHOLLS STATE W 6-1
NICHOLLS STATE W 7-3

1966 (18-11-1)

Coach Lovette Hill
NCAA District 6 Playoffs
ST. MARY'S W 13-1
at Texas A&M L 1-9
at Texas Lutheran W 2-1
at St. Mary's (Texas) W 7-5
SUL ROSS STATE W 7-6
SUL ROSS STATE W 18-3
M21 OKLAHOMA STATE L 6-11
M22 OKLAHOMA STATE W 10-1
M23 OKLAHOMA STATE L 5-6
M24 OKLAHOMA STATE W 4-0
M25 OKLAHOMA STATE L 1-6
M30 NEBRASKA W 1-0
M30 NEBRASKA L 5-8
M31 NEBRASKA L 7-13
A1 NEBRASKA L 7-8
MORNINGSIDE W 3-2
MORNINGSIDE W 14-1
ST. THOMAS W 9-5
A8 at Baylor L 3-4
A9 at Baylor W 3-2
TEXAS A&M W 4-2
HOUSTON BAPTIST W 7-2
at Sam Houston State L 2-11
SAM HOUSTON STATE W 4-2
HOUSTON BAPTIST W 4-2
TEXAS LUTHERAN W 9-4

District 6 Playoffs
My18 at Texas T 4-4
My19 at Texas W 5-4
My21 Texas^ L 3-9
My21 Texas^ L 5-8

^ - Playoff games were in The Astrodome, the first collegiate baseball games played there.

1967 (21-11)

Coach Lovette Hill
NCAA College Word Series Runner-Up
NCAA District 6 Playoff Champions
No. 2 Final Ranking
NICHOLLS STATE W 5-2
NICHOLLS STATE L 2-6
ST. MARY'S (TEXAS) W 9-7
LAMAR W 10-4
LAMAR W 12-2
M24 at Baylor W 4-2
M25 at Baylor L 7-8
M27 OKLAHOMA STATE W 5-4
M28 OKLAHOMA STATE L 5-6

M30 NEBRASKA L 2-16
M30 NEBRASKA W 6-3
M31 OKLAHOMA STATE W 4-1
A1 NEBRASKA W 7-4
at St. Mary's (Texas) W 10-1
at Texas Lutheran L 2-5
at Texas A&M L 4-6
at Texas A&M L 1-2
ST. THOMAS W 12-1
ST. THOMAS W 4-3
SAM HOUSTON STATE L 0-3
TEXAS LUTHERAN W 3-1
HOUSTON BAPTIST W 6-3
HOUSTON BAPTIST W 5-0
SAM HOUSTON STATE W 1-0

District 6 Playoffs
My16 Texas W 11-8
My18 Texas L 1-5
My19 Texas W 4-3

College World Series - Omaha, Neb.

J12 Stanford L 1-12
J13 Ohio State W 7-6
J14 Boston College W 3-2
J16 Arizona State W 3-0
J18 Arizona State L 2-11

1968 (14-15-1)

Coach Lovette Hill
M15 LAMAR L 2-9
M18 NEBRASKA T 2-2
M19 NEBRASKA L 0-3
M20 NEBRASKA W 11-6
M23 NEBRASKA L 2-5
M23 NEBRASKA L 2-5
M25 OKLAHOMA STATE W 6-5
M26 OKLAHOMA STATE L 1-2
M27 OKLAHOMA STATE L 1-9
M28 OKLAHOMA STATE L 4-6
M29 OKLAHOMA STATE W 4-3 (10)
A2 PERSHING W 3-0
PERSHING L 5-7
PERSHING L 4-15
PERSHING L 3-4
PERSHING L 1-8
at Baylor W 6-4
TEXAS A&M L 4-6
TEXAS LUTHERAN W 7-1
A19 SAM HOUSTON STATE W 7-5
SAM HOUSTON STATE L 2-6
A22 at Texas A&M L 0-6
A22 at Texas A&M L 1-3
A25 ST. THOMAS W 6-5
A26 ST. THOMAS W 9-6
A27 ST. THOMAS W 6-3
TEXAS LUTHERAN W 3-2
HOUSTON BAPTIST W 9-3
HOUSTON BAPTIST W 10-5
LAMAR W 6-0

1969 (15-23)

Coach Lovette Hill
F27 NICHOLLS STATE L 3-5
F27 NICHOLLS STATE L 2-7
F28 NICHOLLS STATE W 3-2
F28 NICHOLLS STATE L 5-10
M11 HOUSTON BAPTIST W 7-4
M14 at Baylor W 5-2
M18 NEBRASKA L 1-3
M19 NEBRASKA W 4-3
M19 NEBRASKA W 2-1
M20 NEBRASKA L 2-10
M21 NEBRASKA L 6-7
M22 NEBRASKA L 2-4
M24 OKLAHOMA STATE L 5-7
M25 OKLAHOMA STATE L 2-10
M26 OKLAHOMA STATE W 3-2
M27 OKLAHOMA STATE W 7-3
M28 OKLAHOMA STATE W 6-3
M31 at Texas-Pan American L 2-3
A1 at Texas-Pan American L 2-3



A2	at Texas-Pan American	W	4-3
A2	at Texas-Pan American	L	0-3
A3	at Texas-Pan American	L	3-4
A7	NORTHERN ILLINOIS	W	10-8
A7	NORTHERN ILLINOIS	L	3-6
A14	TEXAS LUTHERAN	L	2-6
A15	at Texas A&M	L	4-5
A17	ST. THOMAS	W	5-4
A18	ST. THOMAS	W	14-1
A19	ST. THOMAS	W	6-1
A22	HOUSTON BAPTIST	L	10-11
A25	SAM HOUSTON STATE	L	0-3
A25	SAM HOUSTON STATE	L	4-7
A29	at Sam Houston State	L	1-5
A29	at Sam Houston State	L	0-4
	at Texas Lutheran	L	2-4
	TEXAS A&M	W	10-7
MY1	HOUSTON BAPTIST	L	3-5
MY1	HOUSTON BAPTIST	W	3-2

1970 (19-17)

Coach Lovette Hill

	NICHOLLS STATE	L	3-10
	NICHOLLS STATE	W	5-3
	NICHOLLS STATE	W	5-4
	NICHOLLS STATE	W	3-0
M5	at Texas	L	1-2
M5	at Texas	W	6-2
M10	at Texas Lutheran	W	5-2
M13	BAYLOR	W	4-3
M13	BAYLOR	W	4-3
M14	BAYLOR	W	10-3
M14	BAYLOR	L	3-6
M23	OKLAHOMA STATE	L	2-5
M24	OKLAHOMA STATE	W	14-11
M25	OKLAHOMA STATE	W	7-6
M26	OKLAHOMA STATE	L	0-2
M27	OKLAHOMA STATE	L	3-4
M27	OKLAHOMA STATE	W	3-1
M30	NEBRASKA	L	1-2
M30	NEBRASKA	W	1-0
M31	NEBRASKA	W	2-1
A1	NEBRASKA	L	3-10
A2	NEBRASKA	W	12-4
A3	NEBRASKA	L	2-3
A4	NEBRASKA	L	2-4
A13	LAMAR	W	6-0
A13	LAMAR	L	0-3
A17	ST. MARY'S (TEXAS)	L	3-4
A18	ST. MARY'S (TEXAS)	L	1-4
A20	TEXAS LUTHERAN	W	8-1
A23	at Texas A&M	L	6-7
A23	at Texas A&M	W	11-0
A25	at Texas A&M	L	3-6
A25	at Texas A&M	L	5-6
A29	HOUSTON BAPTIST	L	0-3
A29	HOUSTON BAPTIST	W	6-5
A30	HOUSTON BAPTIST	W	6-1

1971 (24-15)

Coach Lovette Hill

M5	at Baylor	W	10-7
M5	at Baylor	W	8-4
M6	at Baylor	W	2-0
M6	at Baylor	L	1-2
	LOUISIANA TECH	L	6-7
M12	TEXAS LUTHERAN	W	4-2
M12	TEXAS LUTHERAN	W	3-0
M13	TEXAS LUTHERAN	L	3-4
M15	MCNEESE	W	4-2
M15	MCNEESE	L	0-6
M17	at Lamar	L	1-2
M17	at Lamar	W	2-0
M20	OKLAHOMA STATE	W	1-0
M20	OKLAHOMA STATE	W	1-0
M22	OKLAHOMA STATE	L	3-12
M23	OKLAHOMA STATE	L	2-8
M24	OKLAHOMA STATE	L	3-5
M24	OKLAHOMA STATE	W	8-2
M29	NEBRASKA	L	3-9
M29	NEBRASKA	W	1-0

M30	NEBRASKA	W	6-5
M31	NEBRASKA	W	4-2
A2	NEBRASKA	W	6-1
A2	NEBRASKA	L	3-4
A3	NEBRASKA	W	4-2
A3	NEBRASKA	W	3-2
A7	NORTHWESTERN STATE	W	19-1
A8	ST. EDWARD'S	W	3-1
A8	ST. EDWARD'S	W	6-4
A13	TEXAS A&M	L	1-5
	TEXAS A&M	L	1-6
A19	TEXAS	L	0-7
A19	TEXAS	W	3-0
A24	AIR FORCE	W	9-1
	AIR FORCE	W	9-6
A27	LAMAR	W	5-3
A27	LAMAR	W	4-2
	at Texas A&M	L	2-7
	at Texas A&M	L	1-12

1972 (25-23-1)

Coach Lovette Hill

F25	BAYLOR	W	9-5
F25	BAYLOR	W	3-2
F26	BAYLOR	L	0-2
F26	BAYLOR	L	7-8
	NICHOLLS STATE	W	5-3
	NICHOLLS STATE	W	3-0
M4	NICHOLLS STATE	W	6-3
M4	NICHOLLS STATE	L	3-4
	LOUISIANA-LAFAYETTE	L	7-8
	LOUISIANA-LAFAYETTE	W	4-2
M10	at Texas	L	2-9
M10	at Texas	L	0-7
M11	at Texas	L	2-8
M11	at Texas	L	1-5
M13	MCNEESE	W	4-2
M13	MCNEESE	W	6-2
M16	LOUISIANA-MONROE	W	7-6
M16	LOUISIANA-MONROE	L	0-5
M20	OKLAHOMA STATE	T	0-0
M22	OKLAHOMA STATE	W	3-1
M22	OKLAHOMA STATE	W	2-0
M23	OKLAHOMA STATE	L	1-2
M23	OKLAHOMA STATE	W	5-4
M24	OKLAHOMA STATE	W	2-1
M24	OKLAHOMA STATE	L	0-7
M25	NEBRASKA	W	2-1
M25	NEBRASKA	L	4-6
M27	NEBRASKA	W	12-10
M28	NEBRASKA	L	3-4
M28	NEBRASKA	W	4-3
M29	NEBRASKA	W	5-2
A4	LAMAR	W	5-1
A4	LAMAR	W	3-0
	SAM HOUSTON STATE	L	1-18
	SAM HOUSTON STATE	L	2-3
A8	SAM HOUSTON STATE	L	0-11
A8	SAM HOUSTON STATE	L	4-7
	at Texas A&M	L	0-2
	at Texas A&M	L	1-2
	at Rice	W	2-1
	at Rice	W	1-0
A15	RICE	W	8-2
A15	RICE	L	5-6
A18	TEXAS A&M	L	0-11
A18	TEXAS A&M	W	6-5
	at SMU	W	3-1
	at SMU	L	5-6
	at SMU	W	2-1
	at SMU	L	1-6

1973 (15-16-1, 9-11 SWC)

Coach Lovette Hill


	IOWA STATE	W	12-3
	IOWA STATE	W	13-1
	IOWA STATE	L	5-11
F28	IOWA STATE	L	0-7
M3	LOUISIANA-MONROE	W	15-9
M3	LOUISIANA-MONROE	T	2-2
M9	TEXAS-PAN AMERICAN	L	0-5

M9	TEXAS-PAN AMERICAN	L	8-9
	MCNEESE	W	9-1
	MCNEESE	W	9-3
M17	RICE*	W	7-0
M17	RICE*	L	6-11
M19	RICE*	W	11-10
M22	at TCU*	W	5-3
M22	at TCU*	L	0-6
M24	at TCU*	L	7-12
M30	TEXAS*	L	1-3
M30	TEXAS*	L	5-11
M31	TEXAS*	W	2-1
A3	SAM HOUSTON STATE	W	3-1
A3	SAM HOUSTON STATE	L	5-7
A6	at Baylor*	L	0-3
A6	at Baylor*	L	1-2
A7	at Baylor*	W	4-1
A13	at Texas A&M*	L	1-14
A13	at Texas A&M*	L	2-8
A14	at Texas A&M*	L	1-9
A21	TEXAS TECH*	W	8-5
A21	TEXAS TECH*	W	6-5
A27	SMU*	W	6-4
A27	SMU*	L	5-9
A28	SMU*	W	6-4

1974 (20-21, 10-13 SWC)

Coach Lovette Hill

	TEXAS-PAN AMERICAN	L	5-8
	TEXAS-PAN AMERICAN	L	11-15
	TEXAS-PAN AMERICAN	L	0-2
	TEXAS-PAN AMERICAN	W	3-0
	NICHOLLS STATE	W	7-5
	NICHOLLS STATE	W	8-7
	NICHOLLS STATE	W	10-8
	NICHOLLS STATE	L	1-7
	LOUISIANA-LAFAYETTE	L	2-13
	LOUISIANA-LAFAYETTE	W	14-8
M1	at Texas*	L	7-8
M2	at Texas*	L	2-6
M2	at Texas*	L	3-20
	LAMAR	L	2-5
	LAMAR	W	7-4
M8	TCU*	L	0-10
M9	TCU*	L	2-4
M9	TCU*	W	7-4
	at Sam Houston State	L	2-6
	at Sam Houston State	L	7-8
M18	BAYLOR*	L	3-4
M19	BAYLOR*	L	0-8
M19	BAYLOR*	L	2-4
M29	at Texas Tech*	W	11-3
M30	at Texas Tech*	L	4-5
M30	at Texas Tech*	W	12-6
A5	TEXAS A&M*	W	13-6
A6	TEXAS A&M*	L	13-18
A6	TEXAS A&M*	W	9-6
	CORNELL	W	5-2
	CORNELL	W	4-0
A16	at Rice*	W	4-1
A16	at Rice*	L	4-11
A19	at SMU*	W	11-9
A20	at SMU*	L	2-5
A20	at SMU*	L	12-13
	MCNEESE	W	2-0
	MCNEESE	W	6-3
A26	ARKANSAS*	W	8-0
A27	ARKANSAS*	W	6-5
A27	ARKANSAS*	W	8-3



ROLAN WALTON
1975-86
378-235-5 (.616)

1975 (18-25, 8-16 SWC)

Coach Rolan Walton

F15	TEXAS-PAN AMERICAN	W	5-4
F15	TEXAS-PAN AMERICAN	L	5-6
F16	TEXAS-PAN AMERICAN	W	4-2
F16	TEXAS-PAN AMERICAN	L	2-5
F22	at LSU	W	12-2
F22	at LSU	L	1-5
F23	at LSU	W	10-3
F23	at LSU	W	10-4
	LOUISIANA-LAFAYETTE	W	9-1
	LOUISIANA-LAFAYETTE	W	12-1
F28	TEXAS*	L	7-8
M1	TEXAS*	L	2-9
M1	TEXAS*	L	4-17
M7	at TCU*	W	6-5
M8	at TCU*	L	1-2
M8	at TCU*	L	3-7
M10	MCNEESE	W	4-3
M10	MCNEESE	W	3-2
M14	at Baylor*	L	4-6
M15	at Baylor*	L	2-13
M15	at Baylor*	L	2-4
M25	at Lamar	L	1-5
M25	at Lamar	L	1-5
M29	TEXAS TECH*	W	5-4
M29	TEXAS TECH*	W	5-2
M30	TEXAS TECH*	W	6-0
A1	at McNeese	L	1-2
A1	at McNeese	L	4-5
A4	at Texas A&M*	L	2-13
A5	at Texas A&M*	L	1-3
A5	at Texas A&M*	L	5-6
A12	RICE*	L	6-7
A12	RICE*	W	5-8
A13	RICE*	W	5-1
A18	SMU*	W	8-5
A19	SMU*	W	5-0
A19	SMU*	L	6-9
A23	LAMAR	W	7-5
A25	at Arkansas*	L	1-5
A26	at Arkansas*	L	0-3
	at Arkansas*	W	10-3
A28	at Oklahoma	L	1-8
A28	at Oklahoma	L	4-5

1976 (31-15, 16-8 SWC)

Coach Rolan Walton

F21	LSU	W	6-5
F21	LSU	L	4-9
F22	LSU	W	6-3
F22	LSU	W	11-1
	at Auburn	L	0-5
	at Auburn	W	7-0
	at Alabama	W	10-4
	at Alabama	L	5-6
	at Oklahoma	W	6-2
	at Loyola (N.O.)	L	5-6
M2	LAMAR	L	3-6
M2	LAMAR	W	9-7
M5	ARKANSAS*	W	9-4
M6	ARKANSAS*	W	1-0
M6	ARKANSAS*	W	3-2
M9	SAM HOUSTON STATE	W	7-6
M9	SAM HOUSTON STATE	W	7-1
M12	at Texas Tech*	W	4-2
M12	at Texas Tech*	W	1-0
M13	at Texas Tech*	W	5-4
M16	NEBRASKA	W	1-0
M16	NEBRASKA	W	2-0
M17	NEBRASKA	W	1-0
M17	NEBRASKA	W	3-0



Table with columns for year, opponent, result, and score. Includes games from 1919 to 1924.

1977 (27-17-1, 11-12-1 SWC)

Coach Rolan Walton

Table with columns for year, opponent, result, and score. Includes games from 1977 to 1983.

1978 (30-21, 14-10 SWC)

Coach Rolan Walton No. 13 Final Ranking

Table with columns for year, opponent, result, and score. Includes games from 1978 to 1980.

Table with columns for year, opponent, result, and score. Includes games from 1926 to 1983.

SWC Tournament - Austin, Texas

Table with columns for year, opponent, result, and score. Includes games from 1972 to 1974.

1979 (27-17, 11-13 SWC)

Coach Rolan Walton

Table with columns for year, opponent, result, and score. Includes games from 1979 to 1983.

Table with columns for year, opponent, result, and score. Includes games from 1984 to 1986.

1980 (17-28-1, 6-17-1 SWC)

Coach Rolan Walton

Table with columns for year, opponent, result, and score. Includes games from 1980 to 1986.

1981 (32-20-1, 11-9-1 SWC)

Coach Rolan Walton

Table with columns for year, opponent, result, and score. Includes games from 1981 to 1986.

Table with columns for year, opponent, result, and score. Includes games from 1987 to 1993.

1982 (42-14-2, 13-6 SWC)

Coach Rolan Walton NCAA West II Regional No. 19 Final Ranking

Table with columns for year, opponent, result, and score. Includes games from 1982 to 1993.



A17	ARKANSAS*	W	2-0
A17	ARKANSAS*	L	0-1
A20	STEPHEN F. AUSTIN	W	7-1
A20	STEPHEN F. AUSTIN	W	10-1
A25	at TCU*	W	7-5
A25	at TCU*	L	4-9
A26	at TCU*	W	9-6
A30	BAYLOR*	W	4-3
MY1	BAYLOR*	L	1-2
MY1	BAYLOR*	W	3-2
MY11	SAM HOUSTON STATE	W	2-1
MY11	SAM HOUSTON STATE	W	9-0

SWC Tournament – College Station, Texas

My14	vs. Arkansas	L	6-9
My15	at Texas A&M	W	13-6
My16	vs. Arkansas	W	9-8
My16	vs. Texas	L	5-10

West II Regional – Tempe, Ariz.

My28 #15	vs. #3 Cal State Fullerton	L	3-7
My29 #15	vs. San Diego State	W	13-3
My30 #15	at #1 Arizona State	L	5-9

1983 (43-15, 13-8 SWC)

Coach Rolan Walton

F19	at Texas Lutheran	W	7-6
F19	at Texas Lutheran	W	8-1
F20	at St. Mary's (Texas)	W	2-1
F20	at St. Mary's (Texas)	W	9-8
F22	MARY HARDIN-BAYLOR	W	6-1
F22	MARY HARDIN-BAYLOR	W	11-0
F26	TEXAS WESLEYAN	W	7-2
F26	TEXAS WESLEYAN	W	3-0
F27	TEXAS WESLEYAN	W	3-0
M1 #18	ST. EDWARD'S	W	9-1
M1 #18	ST. EDWARD'S	W	11-1
M6 #18	at Louisiana-Lafayette	W	6-0
M6 #18	at Louisiana-Lafayette	W	5-0
M8 #18	NORTHWESTERN STATE	W	2-0
M8 #18	NORTHWESTERN STATE	W	3-0
M12 #18	RICE*	W	3-0
M12 #18	RICE*	W	7-3
M13 #18	RICE*	W	10-1
M14 #4	at Northwestern State	W	5-1
M14 #4	at Northwestern State	W	2-0
M15 #4	at Stephen F. Austin	W	3-2
M15 #4	at Stephen F. Austin	L	2-3
M16 #4	SOUTH ALABAMA	W	7-0
M17 #4	SOUTH ALABAMA	L	6-9
M18 #4	SOUTH ALABAMA	W	16-3
M19 #4	CENTRAL MICHIGAN	W	4-3
M21 #4	MINNESOTA	W	7-4
M21 #4	MINNESOTA	W	3-1
M25 #4	#17 TEXAS A&M*	W	9-2
M26 #4	#17 TEXAS A&M*	W	4-3
M26 #4	#17 TEXAS A&M*	W	17-2
M28 #4	ST. FRANCIS (ILL.)	W	7-5
M29 #4	ST. FRANCIS (ILL.)	W	9-4
A1 #4	TEXAS TECH*	L	6-9
A1 #4	TEXAS TECH*	L	4-21
A2 #4	TEXAS TECH*	W	8-2
A5 #3	SOUTHWESTERN	W	10-1
A5 #3	SOUTHWESTERN	W	1-0
A10 #3	at Arkansas*	L	0-1
A10 #3	at Arkansas*	W	12-8
A11 #3	at Arkansas*	L	1-9
A13	DALLAS BAPTIST	L	7-8
A13	DALLAS BAPTIST	L	3-5
A16	TCU*	W	7-3
A16	TCU*	W	6-1
A17	TCU*	W	5-4
A19 #18	STEPHEN F. AUSTIN	L	3-4
A22 #18	at Baylor*	L	5-14
A23 #18	at Baylor*	L	0-3
A23 #18	at Baylor*	L	1-2
A26	TRINITY	W	7-2
A27	LOUISIANA-LAFAYETTE	W	1-0
A29	at #1 Texas*	W	4-3
A30	at #1 Texas*	W	4-3
A30	at #1 Texas*	L	2-12

SWC Tournament – Fayetteville, Ark.

My13	at Arkansas	L	3-4
------	-------------	---	-----

My14	vs. Rice	W	4-2
My15	at Arkansas	L	7-9

1984 (32-23, 6-15 SWC)

Coach Rolan Walton

F18	MARY HARDIN-BAYLOR	W	9-2
F18	MARY HARDIN-BAYLOR	W	5-1
F19	NORTH TEXAS	W	7-1
F19	NORTH TEXAS	W	4-1
F24	CALIFORNIA	W	2-0
F25	CALIFORNIA	L	4-7
F25	CALIFORNIA	W	7-6
F28	at Sam Houston State	L	7-10
F28	at Sam Houston State	L	2-4
F29	SAM HOUSTON STATE	L	6-7
F29	SAM HOUSTON STATE	W	11-7
M3	ST. FRANCIS (ILL.)	W	5-1
M3	ST. FRANCIS (ILL.)	W	4-3
M4	ST. FRANCIS (ILL.)	W	15-14
M7	MCNEESE	W	4-3
M7	MCNEESE	W	6-4
M9	CENTRAL MICHIGAN	W	4-0
M10	CENTRAL MICHIGAN	L	1-2
M10	CENTRAL MICHIGAN	W	6-5
M11	ST. MARY'S (TEXAS)	W	6-5
M12	TEXAS STATE	W	8-1
M12	TEXAS STATE	W	14-4
M14	at Louisiana Tech	W	3-2
M14	at Louisiana Tech	L	4-10
M15	at Centenary	L	9-14
M17	at #5 Rice*	W	2-1
M17	at #5 Rice*	L	1-6
M18	at #5 Rice*	L	4-6
M20	LAMAR	L	1-16
M21	at Lamar	W	8-4
M24	#3 TEXAS*	L	3-4
M24	#3 TEXAS*	L	0-19
M25	#3 TEXAS*	L	10-12
M27	NORTHWESTERN STATE	W	7-1
M27	NORTHWESTERN STATE	W	6-0
M30	at Texas A&M*	L	7-8
M31	at Texas A&M*	L	3-15
M31	at Texas A&M*	L	2-4
A3	SOUTHWESTERN	W	9-2
A4	SOUTHWESTERN	W	11-5
A7	at Texas Tech*	L	10-13
A8	at Texas Tech*	L	6-8
A8	at Texas Tech*	L	5-10
A11	STEPHEN F. AUSTIN	W	8-2
A14	ARKANSAS*	W	6-5
A14	ARKANSAS*	L	4-17
A15	ARKANSAS*	W	4-3
A17	NEW YORK TECH	W	7-4
A20	at TCU*	L	4-9
A21	at TCU*	W	16-3
A21	at TCU*	L	5-6
A24	TRINITY	W	8-6
A27	BAYLOR*	W	6-5
A28	BAYLOR*	W	6-1
A28	BAYLOR*	L	5-10

1985 (44-17, 12-9 SWC)

Coach Rolan Walton

NCAA Central Regional

No. 22 Final Ranking

F15	NORTH TEXAS	W	6-0
F16	NORTH TEXAS	W	19-4
F16	NORTH TEXAS	W	3-0
F20	LOUISIANA-LAFAYETTE	W	2-1
F26	LAMAR	W	10-7
F26	LAMAR	W	10-2
M2	NICHOLLS STATE	W	10-2
M2	NICHOLLS STATE	W	3-2
M3	NICHOLLS STATE	W	17-2
M5 #20	MCNEESE	W	14-6
M5 #20	MCNEESE	W	6-0
M9 #20	MARY HARDIN-BAYLOR	W	3-0
M9 #20	MARY HARDIN-BAYLOR	W	7-2
M10 #20	NEBRASKA-KEARNEY	W	7-0
M10 #20	NEBRASKA-KEARNEY	W	20-2
M11 #20	ST. FRANCIS (ILL.)	L	7-13

M11 #20	ST. FRANCIS (ILL.)	W	10-1
M12 #10	ST. FRANCIS (ILL.)	W	9-2
M12 #10	ST. FRANCIS (ILL.)	W	14-3
M13 #10	KEARNEY STATE	W	5-3
M14 #10	#4 Oklahoma!	L	0-7
M17 #10	NOTRE DAME	W	14-4
M19 #10	TEXAS STATE	W	11-5
M22 #10	#19 TEXAS A&M*	L	7-9
M23 #10	#19 TEXAS A&M*	W	12-8
M23 #10	#19 TEXAS A&M*	W	8-2
M26 #11	SAM HOUSTON STATE	W	6-5
M26 #11	SAM HOUSTON STATE	L	3-9
M29 #11	TEXAS TECH*	W	8-2
M31 #11	TEXAS TECH*	W	13-7
M31 #11	TEXAS TECH*	W	20-3
A2 #13	CORNELL	W	9-8
A2 #13	CORNELL	W	10-3
A5 #13	at #5 Arkansas*	L	12-16
A6 #13	at #5 Arkansas*	L	4-5
A6 #13	at #5 Arkansas*	W	10-9
A9 #13	NEW YORK TECH	W	4-1
A9 #13	NEW YORK TECH	W	12-5
A13 #13	TCU*	W	5-3
A13 #13	TCU*	W	6-5
A14 #13	TCU*	W	3-2
A16 #10	SOUTHWESTERN	L	1-4
A16 #10	SOUTHWESTERN	W	3-0
A19 #10	at #19 Baylor*	L	6-22
A20 #10	at #19 Baylor*	W	10-5
A20 #10	at #19 Baylor*	L	2-3
A23 #14	TRINITY	W	18-0
A26 #14	RICE*	L	3-4 (12)
A27 #14	RICE*	W	3-2
A27 #14	RICE*	W	6-5
My4 #14	at #4 Texas*	L	0-8
My4 #14	at #4 Texas*	L	4-15
My5 #14	at #4 Texas*	L	9-11
MY12 #23	LAMAR	W	13-10
MY12 #23	LAMAR	W	10-6

SWC Tournament – Austin, Texas

My17 #25	at #1 Texas	L	0-5
My18 #25	vs. #10 Baylor	W	5-4
My19 #25	at #1 Texas	L	6-14

Central Regional – Austin, Texas

My23 #22	#21 LSU	W	11-4
My24 #22	at #1 Texas	L	2-9
My25 #22	Lamar	L	9-10

! – Texas-Pan American Tournament (Edinburg, Texas)

1986 (35-23, 8-13 SWC)


Coach Rolan Walton

F15	at St. Mary's (Texas)	W	17-3
F15	at St. Mary's (Texas)	W	6-1
F16	at Southwestern	W	3-1
F16	at Southwestern	W	10-0
F18	MCNEESE	W	9-0
F18	MCNEESE	W	13-3
F19	NEW YORK TECH	W	8-4
F21	at Louisiana-Lafayette!	W	8-6
F22	vs. Texas-Pan American!	W	20-3
F23	vs. #NA Tulane!	L	2-3
F25	ST. MARY'S (TEXAS)	W	4-3
F25	ST. MARY'S (TEXAS)	W	13-2
M1	NORTH TEXAS	W	9-2
M1	NORTH TEXAS	W	14-4
M2	NORTH TEXAS	W	20-0
M5	ST. EDWARD'S	W	5-2
M5	ST. EDWARD'S	W	6-5
M7	CENTRAL MICHIGAN	W	12-10
M7	CENTRAL MICHIGAN	W	9-2
M9	CENTRAL MICHIGAN	W	7-6
M9	#NA WICHITA STATE	L	3-14
M10	#NA WICHITA STATE	W	6-3
M11	at Nicholls State	L	0-2
M11	at Nicholls State	L	2-6
M13	MIAMI (OHIO)	W	9-2
M13	#6 OKLAHOMA STATE	W	4-0
M14	#5 OKLAHOMA STATE	L	9-19
M15	vs. #23 Oklahoma%	L	7-15
M16	#23 OKLAHOMA	L	3-9
M19	SCHREINER	W	7-1

M22	at Texas A&M*	W	15-1
M22	at Texas A&M*	L	1-10
M23	at Texas A&M*	L	1-9
M25	ST. FRANCIS (ILL.)	W	12-5
M26	MINNESOTA	W	8-3
M28	at Texas Tech*	W	12-6
M29	at Texas Tech*	L	9-10
M29	at Texas Tech*	L	8-14
A4	ARKANSAS*	L	6-15
A5	ARKANSAS*	L	2-3
A5	ARKANSAS*	L	6-10
A8	at Sam Houston State	L	1-3
A8	at Sam Houston State	L	1-3
A11	at TCU*	W	7-6
A12	at TCU*	W	7-6
A12	at TCU*	W	4-2
A15	SOUTHWESTERN	W	5-2
A15	SOUTHWESTERN	W	9-3
A18	BAYLOR*	L	0-5
A19	BAYLOR*	L	7-9
A19	BAYLOR*	L	4-5
A23	LOUISIANA-LAFAYETTE	L	0-7
A25	at Rice*	L	5-6
A26	at Rice*	L	0-2
A26	at Rice*	W	7-0
MY2	TEXAS*	L	0-1
MY3	TEXAS*	W	5-3
MY3	TEXAS*	W	4-2

! – Louisiana Classics (Lafayette, La.)

% – Played at Riverside Park (Victoria, Texas)



DR. BRAGG STOCKTON
1987-94
283-183-4 (.606)

1987 (40-24-1, 11-10)

Coach Bragg Stockton

NCAA Central Regional

No. 14 Final Ranking

F10	Prairie View A&M	W	11-0
F10	Prairie View A&M	W	4-0
F13	at Louisiana-Lafayette	L	6-7
F13	at Louisiana-Lafayette	W	7-2
F14	at Louisiana-Lafayette	L	3-4
F18	PRAIRIE VIEW A&M	W	18-1
F18	PRAIRIE VIEW A&M	W	32-0
F22	NEW YORK TECH	W	10-4
F22	NEW YORK TECH	T	6-6
F23	LAMAR	W	3-2
F23	LAMAR	L	3-4
F28	NORTH TEXAS	W	4-2
F28	NORTH TEXAS	W	27-3
M1	NORTH TEXAS	W	10-0
M3	ST. EDWARD'S	W	8-4
M3	ST. EDWARD'S	W	2-0
M6	TEXAS STATE	L	4-6
M7	WESTERN KENTUCKY	L	1-4 (9)
M7	WESTERN KENTUCKY	L	3-5
M8	WESTERN KENTUCKY	W	6-5
M9	WESTERN KENTUCKY	L	2-3
M10	SAM HOUSTON STATE	W	4-2
M12	ST. FRANCIS (ILL.)	W	12-7
M12	ST. FRANCIS (ILL.)	W	9-5
M14	at #19 Wichita State	L	4-7
M14	at #19 Wichita State	W	12-11
M15	at #19 Wichita State	W	2-1
M16	at Oral Roberts	L	6-8
M17	NEBRASKA-KEARNEY	W	12-6
M20	TEXAS TECH*	L	5-8 (10)
M21	TEXAS TECH*	W	3-2
M21	TEXAS TECH*	L	8-9 (10)
M23	MINNESOTA	L	15-18
M27	at #17 Arkansas*	W	4-3
M28	at #17 Arkansas*	L	3-10
M28	at #17 Arkansas*	L	6-12



Table with columns for game number, opponent, location, and score. Includes games M31 through MY2.

SWC Tournament - Austin, Texas
My15 at #1 Texas L 3-4
My16 vs. Texas A&M W 11-7
My17 vs. #4 Arkansas L 9-14

Central Regional - Austin, Texas
My21 vs. Indiana State W 10-5
My22 vs. Sam Houston State W 8-4
My23 at #1 Texas L 3-15
My23 vs. Sam Houston State W 4-0
My24 at #1 Texas L 4-13

1988 (33-22-3, 6-14 SWC)

Coach Bragg Stockton

Table listing 1988 season results for various opponents including Texas Lutheran, St. Mary's, Prairie View A&M, etc.

Table listing 1989 season results for opponents like Rice, Lamar, Texas, etc.

1989 (43-17, 9-12 SWC)

Coach Bragg Stockton

Table listing 1989 season results for various opponents including Texas-Arlington, St. Edward's, etc.

SWC Tournament - College Station, Texas
My18 at Texas A&M L 3-15
My19 vs. Arkansas L 4-15

! - Louisiana Classics (Lafayette, La.); & - USADiamond Club Classic (Mobile, Ala.)

1990 (44-23, 12-9 SWC)

Coach Bragg Stockton
NCAA South I Regional
No. 21 Final Ranking

Table listing 1990 season results for various opponents including Hardin-Simmons, Texas Southern, etc.

SWC Tournament - Austin, Texas
My17 #16 at Texas L 1-9
My18 #16 vs. Rice W 11-0
My19 #16 vs. #4 Arkansas W 7-1
My19 #16 at Texas L 4-6

South I Regional - Baton Rouge, La.
My24 #16 vs. Georgia Tech W 4-2
My25 #16 vs. #7 USC L 11-26
My26 #16 vs. Southern Miss W 15-3
My26 #16 at #6 LSU L 4-6

1991 (37-19, 10-11 SWC)

Coach Bragg Stockton

Table listing 1991 season results for opponents like Texas Southern, Texas-Arlington, etc.

Table listing 1992 season results for various opponents including Sam Houston State, St. Mary's, etc.

- Played at Edinburg, Texas

1992 (25-28, 13-21 SWC)

Coach Bragg Stockton

Table listing 1992 season results for various opponents including Texas Southern, Texas State, etc.



M20	at Texas Tech*	L	8-9
M21	at Texas Tech*	W	7-1
M21	at Texas Tech*	L	9-10 (10)
M25	MCNEESE	W	17-3
M27	at Baylor*	L	1-5
M28	at Baylor*	W	3-1
M28	at Baylor*	W	7-5
M31	at Lamar	W	6-3
A1	UTSA	L	6-8
A4	at Tulane	L	2-5
A5	at Tulane	W	4-3
A7	at Stephen F. Austin	W	9-4
A10	RICE*	L	1-6
A11	RICE*	L	0-4
A11	RICE*	W	5-4 (15)
A14	at Sam Houston State	L	3-4 (10)
A17	at Texas*	L	3-4
A18	at Texas*	W	4-1
A18	at Texas*	L	0-4
A24	TEXAS A&M*	L	2-4
A25	TEXAS A&M*	W	2-1
A25	TEXAS A&M*	L	1-4
A28	LAMAR	L	10-11
My1	at TCU*	W	5-3
My2	at TCU*	L	2-5
My2	at TCU*	W	2-1
MY15	TEXAS TECH*	W	6-1

1993 (31-24, 3-15 SWC)

Coch Bragg Stockton

F1	UTSA	W	6-5 (7)
F1	UTSA	W	7-1
F4	TEXAS SOUTHERN	W	20-4
F6	STEPHEN F. AUSTIN	W	10-8 (7)
F6	STEPHEN F. AUSTIN	W	13-1 (7)
F7	ST. EDWARD'S	W	12-4
F9	at Stephen F. Austin	W	7-5 (7)
F9	at Stephen F. Austin	W	8-2 (7)
F13	#16 TULANE	W	9-7
F14	#16 TULANE	W	5-3
F15 #20	MCNEESE	L	4-12
F17 #20	HOUSTON BAPTIST	W	10-3
F19 #20	at Texas-Pan American	W	3-1
F20 #20	vs. Prairie View A&M!	W	13-3
F20 #20	at Texas-Pan American	W	6-1
F21 #20	at Texas-Pan American	W	8-1
F23 #17	LAMAR	W	4-2
F26 #17	TEXAS STATE	W	6-4
F27 #17	TEXAS STATE	L	3-4
M4 #15	at Louisiana-Lafayette	W	7-3
M5 #15	vs. Oklahoma State§	L	9-28
M6 #15	vs. Mississippi§	L	2-6
M7 #15	at Louisiana-Lafayette§	L	5-7
M8 #15	ILLINOIS STATE	W	27-5
M13 #15	at #13 Rice*	L	4-17
M14 #15	at #13 Rice*	L	1-2 (7)
M14 #15	at #13 Rice*	L	1-4
M16	SAM HOUSTON STATE	L	5-9
M20	at #1 Texas*	W	4-1 (7)
M20	at #1 Texas*	L	7-8
M21	at #1 Texas*	L	5-8
M23	TEXAS SOUTHERN	W	14-2
M26	TEXAS A&M*	L	3-6
M27	TEXAS A&M*	L10-20 (7)	
M27	TEXAS A&M*	L14-19 (11)	
M30	at Lamar	L	1-7
A2	#12 TEXAS TECH*	L	2-13
A3	#12 TEXAS TECH*	W	3-1
A3	#12 TEXAS TECH*	L	3-4 (6)
A6	at Sam Houston State	W	6-5
A9	TARLETON STATE	W	17-13
A10	TARLETON STATE	W	5-2 (7)
A10	TARLETON STATE	W	9-3 (7)
A13	HOUSTON BAPTIST	W	5-1
A16	at TCU*	L	2-7
A17	at TCU*	W	7-5 (7)
A17	at TCU*	L	6-9
A21	at UTSA	L	5-6
A23	at Oklahoma	W	9-8
A24	at Oklahoma	L	13-14
A26	TEXAS-PAN AMERICAN	W	8-1 (7)
A26	TEXAS-PAN AMERICAN	W	14-3 (7)

MY1	BAYLOR*	L	3-4
MY2	BAYLOR*	L	3-10
MY2	BAYLOR*	L	8-13

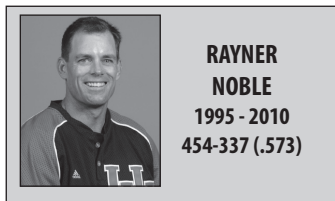
! - Played at Edinburg, Texas;
§ - at Louisiana Classics (Lafayette, La.)

1994 (30-26, 4-14 SWC)

Coch Bragg Stockton

F5	TEXAS LUTHERAN	W	3-0
F5	TEXAS LUTHERAN	W	4-0
F6	TEXAS WESLEYAN	L	0-11
F8	at Stephen F. Austin	W	1-0
F8	at Stephen F. Austin	W	8-3
F9	at McNeese	W	5-4
F12	TEXAS STATE	W	3-1
F13	TEXAS STATE	W	5-4
F16	UTSA	W	3-2
F16	UTSA	L	3-7
F19	at Louisiana Tech	L	1-2
F19	at Louisiana Tech	W	6-0
F20	at Louisiana Tech	L	5-6
F22	SAM HOUSTON STATE	W	3-2
F26	#7 LSU	L	5-8
F27	#7 LSU	L	2-7
M2	at UTSA	W	10-1
M2	at UTSA	L	2-10
M4	TAMPA	L	2-8
M5	TAMPA	W	11-9
M5	#25 MCNEESE	L	7-18
M7	OKLAHOMA	L	3-7
M8	CREIGHTON	W	9-8 (11)
M9	#14 OKLAHOMA	W	8-3
M11	CREIGHTON!	L	2-5 (11)
M13	INDIANA STATE!	W	11-3
M13	CHICAGO STATE!	W	10-3
M15	STEPHEN F. AUSTIN	W	5-2
M15	STEPHEN F. AUSTIN	W	3-0
M18	#10 RICE*	W	9-8 (10)
M19	#10 RICE*	W	8-7
M19	#10 RICE*	L	6-26
M22	TEXAS SOUTHERN	W	13-2
M25	#5 TEXAS*	L	7-13
M26	#5 TEXAS*	W	7-2
M26	#5 TEXAS*	L	8-17
M29	#21 LAMAR	W	9-5
A1	at #NA Texas A&M*	L	9-15
A2	at #NA Texas A&M*	L	1-2 (8)
A2	at #NA Texas A&M*	W	8-3
A5	Schreiner%	W	11-1
A8	at Texas Tech*	L	3-11
A9	at Texas Tech*	L	4-11
A9	at Texas Tech*	L	8-11
A12	at Sam Houston State	W	6-5
A16	Texas-Pan American§	L	2-7
A17	Texas-Pan American§	W	3-2
A17	Texas-Pan American§	W	4-2
A19	at Lamar	W	3-1
A23	TCU+*	L	4-9
A23	TCU+*	L	4-19
A24	TCU+*	L	2-13
A26	East Texas Baptist%	W	9-2
A30	at Baylor*	L	3-5
My1	at Baylor*	L	2-6
My1	at Baylor*	L	5-6

! - Cougar Classic; % - at Cameron Field, Rice;
§ - Played at Humble High School (Humble, Texas);
+ - Played at Olsen Field (College Station, Texas)



RAYNER NOBLE
1995 - 2010
454-337 (.573)

1995 (26-29, 6-18 SWC)

Coch Rayner Noble

F8	at McNeese	L	1-2
F11	at Texas State	W	5-1
F11	at Texas State	L	4-5
F15	at Texas-Pan American	W	6-0
F15	at Texas-Pan American	L	6-7

F17	at New Orleans!	L	2-8
F18	LSU!	W	4-3
F19	at Tulane!	W	7-6
F22	SAM HOUSTON STATE	W	10-2
F23	TEXAS SOUTHERN	W	12-0
F25	at LSU	L	3-14
F26	at LSU	L	6-13
M1	LOUISIANA TECH	W	15-6
M1	LOUISIANA TECH	W	3-2
M4	MCNEESE	L	1-6
M5	MCNEESE	W	3-2
M5	MCNEESE	W	4-1
M8	UTSA	W	5-4
M10	NORTHWESTERN STATE	L	8-9
M11	NORTHWESTERN STATE	W	2-1
M11	NORTHWESTERN STATE	L	0-2
M14	LAMAR	W	5-4 (10)
M16	RICE*(-)	L	5-8
M17	Texas Tech*&(-)	L	7-9
M18	BAYLOR*(-)	L	1-2
M19	TEXAS*(-)	L	4-5
M21	at UTSA	W	12-7
M24	at Texas*	L	5-6
M25	at Texas*	L	2-5
M25	at Texas*	L	6-13
M28	TEXAS STATE	W	6-1
M28	TEXAS STATE	W	3-2
A1	TEXAS A&M*	L	4-10
A1	TEXAS A&M*	L	5-9
A2	TEXAS A&M*	L	1-4 (10)
A2	TEXAS A&M*	L	0-7
A7	TEXAS TECH*	W	7-6
A8	TEXAS TECH*	L	5-6
A8	TEXAS TECH*	L	9-15
A11	at Sam Houston State	W	2-1
A14	at TCU*	L	3-9
A14	at TCU*	W	17-16(10)
A15	at TCU*	W	7-1
A15	at TCU*	L	4-6
A17	at Texas Southern	W	15-3
A21	at Oklahoma	L	3-4
A25	INCARNATE WORD	L	1-5
A25	INCARNATE WORD	W	7-3
A28	BAYLOR*	L	4-5
A29	BAYLOR*	W	7-5
A29	BAYLOR*	W	5-3
My2	at Lamar	W	13-8
My12	at Rice*	W	7-4
My13	at Rice*	L	3-8
My13	at Rice*	L	6-8

! - Winn-Dixie Showdown (New Orleans);
* - SWC First Pitch Tournament;
& - UH home game played at Rice

1996 (29-28, 9-15 SWC)

Coch Rayner Noble

F13	at McNeese	W	7-1
F14	SAM HOUSTON STATE	L	6-7
F16	TEXAS STATE	W	7-6
F17	TEXAS STATE	W	14-5
F18	TEXAS STATE	L	11-14
F20	LAMAR	W	12-8
F21	TEXAS SOUTHERN	W	18-3
F23	ILLINOIS	L	4-8
F24	ILLINOIS	W	7-4
F25	ILLINOIS	W	8-6 (10)
F27	at Houston Baptist	L	1-5
M2	MICHIGAN	W	11-4
M3	MICHIGAN	W	5-4
M4	MICHIGAN	W	11-4
M5	MICHIGAN	W	9-4
M6	MCNEESE	L	7-14
M8	#21 UCF	W	9-5
M9	#21 UCF	W	8-3
M10	#21 UCF	L	1-5
M12	at Lamar	L	8-9
M14	RICE*(-)	L	3-9
M15	TEXAS TECH*(-)	L	5-14
M16	BAYLOR*(-)	W	7-5
M17	TEXAS*(-)	L	7-22
M19	at Louisiana-Lafayette	W	5-3
M22	at Texas A&M*	W	15-13

M23	at Texas A&M*	L	8-11
M23	at Texas A&M*	L	4-5
M24	at Texas A&M*	L	3-11
M29	at Oklahoma	L	6-7
M30	at Oklahoma	W	9-3
M31	at Oklahoma	L	6-7
A2	LAMAR	W	5-2
A6	#20 TEXAS*	L	1-6
A6	#20 TEXAS*	L	5-10
A7	#20 TEXAS*	L	3-11
A8	TEXAS SOUTHERN	W	8-6
A9	at Sam Houston State	W	20-5
A12	at Baylor*	L	3-8
A13	at Baylor*	W	2-0
A13	at Baylor*	L	12-13
A16	at Wichita State	L	3-13
A17	at Wichita State	L	3-6
A19	TCU*	W	9-2
A20	TCU*	W	5-2
A20	TCU*	W	10-9
A21	TCU*	L	4-14
A23	LOUISIANA-LAFAYETTE	W	3-2 (10)
A26	at Texas Tech*	L	1-11
A27	at Texas Tech*	W	5-1
A27	at Texas Tech*	L	2-9
A30	at Lamar	W	8-7
MY10	RICE*	L8-16 (13)	
MY11	RICE*	W	3-2
MY11	RICE*	W	4-3

SWC Tournament - Lubbock, Texas

My15	at Texas Tech	L	5-11
My16	vs. Texas A&M	L	10-12

-- SWC First Pitch Tournament

1997 (40-23, 19-8 C-USA)

Coch Rayner Noble
C-USA Tournament Champions
NCAA South I Regional

F8	at #4 Rice	W	16-12
F9	#4 RICE	L	8-11
F11	MCNEESE	W	10-6
F15	at Northwestern State	L	4-5
F16	at Northwestern State	L	4-8



Table with columns: Year, Game Number, Opponent, Result, Score. Includes games A23-My11.

C-USA Championship - New Orleans, La. Table with columns: Year, Opponent, Result, Score. Includes games My14-My18.

South I Regional - Baton Rouge, La. Table with columns: Year, Opponent, Result, Score. Includes games My22-My23.

1998 (34-25, 21-6 C-USA)

Coach Rayner Noble

1998 Season Record Table with columns: Game Number, Opponent, Result, Score. Includes games F7-My10.

C-USA Championship - New Orleans, La. Table with columns: Year, Opponent, Result, Score. Includes games My13-My15.

1999 (40-24, 20-7 C-USA)

Coach Rayner Noble
C-USA Champions
NCAA Houston Regional
No. 24 Final Ranking

1999 Season Record Table with columns: Game Number, Opponent, Result, Score. Includes games F3-My16.

C-USA Championship - Millington, Tenn. Table with columns: Year, Opponent, Result, Score. Includes games My19-My23.

Houston Regional - Cougar Field Table with columns: Year, Opponent, Result, Score. Includes games MY28-MY30.

! - Adam's Mark/Houston Invitational (Cougar Field); ^ - Moores' Cup; \$ - Silver Glove Series

2000 (48-18, 21-4 C-USA)
Coach Rayner Noble
NCAA Houston Super Regional
NCAA Houston Regional Champions
C-USA Tournament Champions
C-USA Regular-Season Champions
No. 11 Final Ranking

2000 Season Record Table with columns: Game Number, Opponent, Result, Score. Includes games F4-My14.

C-USA Championship - St. Petersburg, Fla. Table with columns: Year, Opponent, Result, Score. Includes games My17-My21.

Houston Regional - Cougar Field Table with columns: Year, Opponent, Result, Score. Includes games MY26-MY28.

Houston Super Regional - Cougar Field Table with columns: Year, Opponent, Result, Score. Includes games J2-J4.

! - Houston Hilton Plaza Invitational (Cougar Field); \$ - Silver Glove Series

2001 (29-30, 20-7 C-USA)
Coach Rayner Noble
NCAA Houston Regional

2001 Season Record Table with columns: Game Number, Opponent, Result, Score. Includes games F2-My13.

C-USA Championship - New Orleans, La. Table with columns: Year, Opponent, Result, Score. Includes games My16-My17.

Houston Regional - Reckling Park Table with columns: Year, Opponent, Result, Score. Includes games My25-My26.

! - Astros College Classic (Houston; Enron Field); ^ - Moores Cup; \$ - Silver Glove Series

2002 (48-17, 22-7 C-USA)
Coach Rayner Noble
NCAA Austin Super Regional
NCAA Mesa Regional Champions
C-USA Regular-Season Champions
No. 9 Final Ranking

2002 Season Record Table with columns: Game Number, Opponent, Result, Score. Includes games F8-F20.



F22	#3 LSU	W	11-3
F23	#3 LSU	L	4-8
F24	#3 LSU	W	12-11
M1	#25 #8 Cal State Fullerton%	W	7-3
M2	#25 #17 USC%	W	9-4
M3	#25 #6 Miami%	W	8-6
M8	#10 at #27 Louisiana-Lafayette	W	5-2
M9	#10 at #27 Louisiana-Lafayette	W	7-3
M10	#10 at #27 Louisiana-Lafayette	W	9-8
M12	#8 MCNEESE	W	7-6
M15	#8 at UAB*	W	3-2
M16	#8 at UAB*	W	5-1
M17	#8 at UAB*	L	2-6
M19	#7 at #4 Rice\$	L	3-7
M20	#7 #4 RICE\$	L	1-3 (11)
M22	#7 #35 TULANE*	W	8-0
M23	#7 #35 TULANE*	W	11-1
M24	#7 #35 TULANE*	W	11-3
M26	#5 FRESNO STATE	W	11-0
M29	#5 at #34 Southern Miss*	W	3-2 (10)
M30	#5 at #34 Southern Miss*	L	4-8
M31	#5 at #34 Southern Miss*	W	7-6 (13)
A2	#5 #3 RICE\$	W	1-0
A5	#5 at East Carolina*	L	4-5
A6	#5 at East Carolina*	L	4-11
A7	#5 at East Carolina*	W	7-3
A9	#7 #18 TEXAS A&M	W	10-2
A12	#7 MEMPHIS*	W	15-1
A13	#7 MEMPHIS*	W	15-3
A14	#7 MEMPHIS*	W	16-6
A16	#7 at Rice\$	L	5-7
A19	#7 CINCINNATI*	W	10-2
A20	#7 CINCINNATI*	L	10-11 (12)
A21	#7 CINCINNATI*	W	10-1
A24	#10 SAM HOUSTON STATE	W	6-1
A26	#10 at Saint Louis*	W	7-3
A28	#10 at Saint Louis*	W	9-5
A30	#8 UTSA	W	5-2
MY3	#8 SOUTH FLORIDA*	L	9-10
MY4	#8 SOUTH FLORIDA*	L	2-9
MY5	#8 SOUTH FLORIDA*	W	11-1
My10	#11 at Charlotte*	W	9-1
My11	#11 at Charlotte*	W	8-4
My12	#11 at Charlotte*	W	3-2
My14	#9 at #14 Baylor	W	5-4
MY16	#9 TCU*	W	2-0
MY18	#9 TCU*	W	4-2
MY18	#9 TCU*	W	6-1
C-USA Championship – Kinston, N.C.			
My21	#6 vs. Saint Louis	W	5-0
My23	#6 vs. #32 Southern Miss	W	7-1
My25	#6 vs. Tulane	W	7-2
My26	#6 vs. East Carolina	L	0-4
Mesa Regional – Mesa, Ariz.			
My31	#7 vs. #34 New Mexico St.	W	9-0
J1	#7 at #15 Arizona State	W	8-4
J2	#7 at #15 Arizona State	W	8-3
Austin Super Regional – Austin, Texas			
J7	#6 at #3 Texas	W	2-0
J8	#6 at #3 Texas	L	2-17
J9	#6 at #3 Texas	L	2-5
^ – Houston College Classic (Astron Field); & – Lone Star Classic (Round Rock, Texas); % – Kia Bash (Fullerton, Calif.); \$ – Silver Glove Series			
2003 (37-30, 18-12 C-USA)			
Coach Rayner Noble			
NCAA Houston Super Regional			
NCAA College Station Regional Champions			
No. 16 Final Ranking			
F7	#6 vs. UC Santa Barbara!	L	2-4 (12)
F8	#6 at #43 Pepperdine!	W	2-0
F9	#6 vs. #47 Washington!	L	1-4
F14	#13 vs. #10 Baylor@	L	4-14
F15	#13 vs. Alabama@	W	7-2
F16	#13 vs. Texas A&M@	L	2-4
F18	#20 #2 RICE\$	L	0-3
F22	#20 at #12 LSU	W	7-2
F23	#20 at #12 LSU	L	2-5
F28	LOUISIANA-LAFAYETTE	W	3-2
M1	LOUISIANA-LAFAYETTE	W	8-0
M2	LOUISIANA-LAFAYETTE	W	5-1
M4	at #1 Rice	L	3-4
M7	NORTHWESTERN STATE	L	0-2

M8	NORTHWESTERN STATE	W	2-1
M9	NORTHWESTERN STATE	L	4-6
M11	at #8 Baylor	L	4-15
M14	EAST CAROLINA*	L	0-1 (12)
M15	EAST CAROLINA*	W	2-1
M16	EAST CAROLINA*	L	5-7 (10)
M19	#1 RICE\$	L	6-7 (11)
M21	at Cincinnati*	W	13-2
M22	at Cincinnati*	W	13-6
M23	at Cincinnati*	W	16-3
M25	at Sam Houston State	W	7-3
M28	at TCU*	W	5-2
M29	at TCU*	L	2-5
M30	at TCU*	W	6-5
A1	at Rice\$	L	0-11
A4	#31 UAB*	W	4-3
A5	#31 UAB*	W	2-1
A6	#31 UAB*	W	3-2
A8	TEXAS STATE	W	14-6
A11	at Tulane*	L	1-2
A12	at Tulane*	L	2-4
A13	at Tulane*	L	1-5
A16	#1 RICE\$	W	5-1
A18	SAINT LOUIS*	W	8-2
A19	SAINT LOUIS*	W	8-5
A20	SAINT LOUIS*	W	4-1
A22	at Texas State	W	7-3
A26	at South Florida*	W	5-3 (10)
A26	at South Florida*	L	7-10
A27	at South Florida*	W	12-7 (10)
A29	UTSA	W	8-6
A30	at #20 Baylor	L	4-5 (10)
MY2	LOUISVILLE*	W	8-3
MY3	LOUISVILLE*	L	6-8
MY4	LOUISVILLE*	W	9-7
My9	* at Memphis	L	1-4
My10	* at Memphis	W	11-8
My11	* at Memphis	L	6-9
My13	at #9 Texas A&M	W	8-6
MY15	#17 SOUTHERN MISS*	L	11-19
MY16	#17 SOUTHERN MISS*	W	6-5
MY17	#17 SOUTHERN MISS*	L	3-15
C-USA Championship – New Orleans, La.			
My21	vs. East Carolina	W	2-1
My22	vs. #15 Southern Miss	L	2-7
My23	vs. East Carolina	L	0-5
College Station Regional – College Station, Texas			
My30	vs. #23 Alabama	L	3-9
My31	vs. Oral Roberts	W	4-2
My31	vs. #23 Alabama	W	16-8
J1	at #10 Texas A&M	W	7-6
J1	at #10 Texas A&M	W	7-6 (10)
Houston Super Regional – Reckling Park			
J7	#17 at #1 Rice	W	5-2
J8	#17 at #1 Rice	L	2-10
J9	#17 at #1 Rice	L	2-5
! – Battle at the Beach (Malibu, Calif.); @ – Minute Maid Park College Classic (Houston; Minute Maid Park); \$ – Silver Glove Series			
2004 (30-29, 19-11 C-USA)			
Coach Rayner Noble			
F13	vs. Kansas State!	W	12-4
F14	vs. Texas Tech!	L	7-12 (11)
F15	vs. #4 Texas!	L	5-6
F17	at #1 Rice\$	L	4-8
F20	#14 CAL STATE FULLERTONW	3-2	
F21	#14 CAL STATE FULLERTONL	0-11	
F22	#14 CAL STATE FULLERTONL	4-9	
F27	#8 LONG BEACH STATE	L	1-6
F28	#8 LONG BEACH STATE	L	1-4
F29	#8 LONG BEACH STATE	W	4-2
M2	#25 BAYLOR	W	10-4
M5	at #1 LSU	L	3-9
M6	at #1 LSU	W	10-5
M7	at #1 LSU	L	2-8
M9	#12 TEXAS A&M	L	7-8
M11	vs. San Diego State%	L	0-4
M13	vs. San Diego%	L	6-11
M14	vs. UCLA%	W	7-6
M16	#3 RICE\$	W	3-2
M19	at #18 Southern Miss*	L	3-8

M20	at #18 Southern Miss*	W	10-6
M21	at #18 Southern Miss*	L	3-4
M23	vs. Texas Tech^	L	11-12
M26	TCU*	L	0-1
M27	TCU*	W	9-2
M28	TCU*	L	7-18
M30	at #4 Rice\$	L	3-8
A2	at UAB*	W	9-3
A3	at UAB*	W	8-0
A4	at UAB*	W	5-2
A7	#4 RICE\$	L	3-4
A9	CHARLOTTE*	W	11-4
A10	CHARLOTTE*	W	6-4
A10	CHARLOTTE*	L	3-5
A13	at #13 Texas A&M	L	1-8
A16	at Saint Louis*	L	3-4
A17	at Saint Louis*	W	7-3
A18	at Saint Louis*	W	9-3
A20	at UTSA	W	16-8
A23	CINCINNATI*	W	17-0
A24	CINCINNATI*	W	7-6
A25	CINCINNATI*	W	6-3
A27	SAM HOUSTON STATE	W	10-5
A30	at #7 East Carolina*	L	10-11
My1	at #7 East Carolina*	L	3-5
My2	at #7 East Carolina*	L	5-9
MY7	MEMPHIS*	W	9-2
MY8	MEMPHIS*	W	6-2
MY9	MEMPHIS*	W	8-6
My15	at Louisville*	W	12-2
My15	at Louisville*	L	5-7
My16	at Louisville*	W	8-4
MY20	#11 TULANE*	W	3-2
MY21	#11 TULANE*	W	3-2
MY22	#11 TULANE*	L	4-5
C-USA Championship – Houston, Texas (Cougar Field)			
MY26	TCU	W	9-5
MY27	#4 EAST CAROLINA	W	6-5
MY29	TCU	L	3-8
MY29	TCU	L	4-5
! – Minute Maid Park College Classic (Houston; Minute Maid Park); \$ – Silver Glove Series; % – Aztec Invitational at PETCO Park (San Diego, Calif.); ^ – Played at First American Bank Ballpark (Midland, Texas)			
2005 (29-30, 16-13 C-USA)			
Coach Rayner Noble			
F11	vs. #10 Baylor!	L	6-8
F12	vs. #23 Oklahoma State!	L	2-3
F13	vs. #9 Texas A&M!	W	6-1
F15	#10 RICE\$	L	6-7 (10)
F18	PEPPERDINE	W	5-3
F19	PEPPERDINE	L	3-6
F20	PEPPERDINE	L	12-18
F22	at #7 Rice\$	L	3-4 (10)
F25	#2 LSU	W	2-1
F27	#2 LSU	L	5-11
F27	#2 LSU	L	1-8
M4	LOYOLA MARYMOUNT	L	4-7
M5	LOYOLA MARYMOUNT	W	6-2
M6	LOYOLA MARYMOUNT	W	8-3
M8	SAM HOUSTON STATE	W	4-0
M11	at #35 Long Beach St.	W	2-1
M12	at #35 Long Beach St.	L	1-5
M13	at #35 Long Beach St.	L	4-5
M18	at Memphis*	W	6-0
M19	at Memphis*	L	6-9
M20	at Memphis*	W	11-1
M22	#14 TEXAS A&M	L	2-9
M25	#31 UAB*	W	9-6
M26	#31 UAB*	L	4-7 (10)
M27	#31 UAB*	W	8-1
M29	#13 RICE\$	L	2-6
A3	at Cincinnati*	L	1-2
A3	at Cincinnati*	W	14-1
A5	at #15 Baylor	W	9-3
A8	LOUISVILLE*	W	5-1
A9	LOUISVILLE*	L	2-3
A10	LOUISVILLE*	L	6-10
A15	at #1 Tulane*	W	6-4
A16	at #1 Tulane*	L	4-5
A17	at #1 Tulane*	L	2-7
A19	at Sam Houston State	W	6-2
A22	SOUTH FLORIDA*	L	2-6

A23	SOUTH FLORIDA*	W	8-2
A24	SOUTH FLORIDA*	W	3-2
A26	at #14 Rice\$	L	9-10
A29	at #28 TCU*	L	2-7
A30	at #28 TCU*	L	6-9
My1	at #28 TCU*	W	6-1
MY3	TEXAS SOUTHERN	W	6-5
MY6	SAINT LOUIS*	W	8-6
MY7	SAINT LOUIS*	W	2-1 (13)
MY8	SAINT LOUIS*	W	8-2
My10	at Texas A&M	L	6-7
My13	at Charlotte*	W	7-5
My14	at Charlotte*	L	7-8 (12)
My15	at Charlotte*	W	6-5 (11)
MY17	#11 RICE\$	W	3-2
MY19	#30 SOUTHERN MISS*	L	5-10
MY20	#30 SOUTHERN MISS*	W	11-7
MY21	#30 SOUTHERN MISS*	L	7-11
C-USA Championship – Hattiesburg, Miss.			
My25	vs. East Carolina	L	5-6
My26	vs. UAB	W	7-5
My27	vs. East Carolina	W	6-4
My28	vs. #1 Tulane	L	1-10
! – Minute Maid Park College Classic (Houston; Minute Maid Park); \$ – Silver Glove Series			
2006 (39-22, 18-6 C-USA)			
Coach Rayner Noble			
NCAA Norman Regional			
No. 21 Final Ranking			
F7	UTSA	W	11-10 (10)
F10	vs. #7 Texas!	L	1-3
F11	vs. #21 TCU!	L	4-6
F12	vs. Texas Tech!	W	5-1
F14	STEPHEN F. AUSTIN	W	8-1
F17	at #23 Arizona State	L	3-4
F18	at #23 Arizona State	L	1-11
F19	at #23 Arizona State	L	6-8
F24	MONMOUTH	W	3-1
F25	MONMOUTH	W	9-1
F26	MONMOUTH	W	6-0
F28	at Lamar	L	4-5
M3	at #8 LSU	W	5-3
M4	at #8 LSU	L	0-7
M5	at #8 LSU	L	3-5
M7	LAMAR	W	4-3
M10	at UC Irvine	W	3-2
M11	at UC Irvine	W	7-3
M12	at UC Irvine	L	2-3
M14	#18 BAYLOR	W	5-3
M17	SAN DIEGO	L	4-9
M18	SAN DIEGO	L	0-2
M19	SAN DIEGO	W </	



My24 #11 vs. Marshall W 9-1
My25 #11 vs. East Carolina W 6-1
My27 #11 vs. #11 Tulane W 6-0
My28 #11 at #1 Rice L 5-11

Norman Regional - Norman, Okla.

J2 #11 vs. #30 Wichita State L 1-2
J3 #11 at #13 Oklahoma L 6-8

! - Houston College Classic (Houston; Minute Maid Park);
§ - Silver Glove Series

2007 (28-28, 12-12 C-USA)

Coach Rayner Noble

F6 STEPHEN F. AUSTIN W 15-6
F9 vs. #20 Baylor! W 4-2
F10 vs. Texas A&M! L 2-3
F11 vs. Arizona State! L 1-11
F13 SAM HOUSTON STATE W 16-9
F16 UC IRVINE L 7-9
F17 UC IRVINE L 6-15
F18 UC IRVINE L 5-11
F20 MCNEESE W 12-4
F22 vs. UTSA^ L 12-10
F23 vs. Dallas Baptist^ L 5-7
F24 vs. Texas-Arlington^ W 8-3
F27 at UTSA L 3-4
M2 NORTHWESTERN STATE W 7-5
M3 NORTHWESTERN STATE L 2-8
M4 NORTHWESTERN STATE L 5-6
M6 LAMAR W 7-1
M9 PRINCETON W 5-0
M10 PRINCETON W 20-1
M11 PRINCETON W 8-3
M16 at #22 San Diego L 1-8
M17 at #22 San Diego L 4-5
M18 at #22 San Diego L 3-8
M23 at UCF* W 10-2
M24 at UCF* W 3-0
M25 at UCF* W 7-2
M27 at Lamar W17-10 (10)
A3 at Baylor L 6-12
A6 UAB* L 5-10
A7 UAB* W 10-4
A8 UAB* W 10-3
A10 at Stephen F. Austin W 4-0
A13 #5 RICE*\$ W 5-2
A14 #5 RICE*\$ L 0-12
A15 #5 RICE*\$ L 6-11
A17 at #11 Texas A&M L 3-8
A20 at #23 Tulane* W 7-0
A21 at #23 Tulane* W 2-1
A22 at #23 Tulane* W 6-4
A24 #28 vs. UTSA% W 5-2
A27 #28 * at Marshall L 11-12
A28 #28 * at Marshall W 8-2
A29 #28 * at Marshall L 4-10
My1 at McNeese W 5-4
MY4 EAST CAROLINA* L 1-3
MY5 EAST CAROLINA* L 3-6
MY6 EAST CAROLINA* L 2-9
My11 at Memphis* W 11-7
My12 at Memphis* L 10-16
My13 at Memphis* W 10-5
My15 at Sam Houston State W 6-4
MY17 SOUTHERN MISS* L 0-6
MY18 SOUTHERN MISS* L 0-4
MY19 SOUTHERN MISS* L 2-7

C-USA Championship - Greenville, N.C.

My 23 vs. Memphis L 4-12
My 24 vs. UCF L 0-1

! - Minute Maid Park College Classic (Houston; Minute Maid Park);
^ - Southwest Diamond Classic (Frisco, Texas);
% - Played at Riverside Park (Victoria, Texas)
§ - Silver Glove Series

2008 (42-24, 14-10 C-USA)

Coach Rayner Noble

NCAA College Station Regional

C-USA Tournament Champions

Final Ranking: No. 30

F22 PACIFIC W 3-1
F23 PACIFIC L 3-4
F24 PACIFIC W 10-9
F26 TEXAS STATE W 8-1
F27 at #6 Rice\$ L 11-12
F29 vs. Texas Tech! W 5-4

M1 vs. Oklahoma! L 5-8 (10)
M2 vs. #3 Texas! L 7-8 (10)
M4 LOUISIANA-LAFAYETTE W 14-6
M5 SACRED HEART W 9-8
M7 UC SANTA BARBARA W 4-1
M8 UC SANTA BARBARA L 7-9
M9 UC SANTA BARBARA W 4-2
M11 STEPHEN F. AUSTIN W 5-4
M12 at Sam Houston State W 14-8
M14 SAN FRANCISCO W 8-3
M15 SAN FRANCISCO L 4-6 (10)
M16 SAN FRANCISCO W 10-8
M21 at #23 East Carolina* W 14-2
M22 at #23 East Carolina* L 5-14
M23 at #23 East Carolina* W 8-5
M25 at McNeese W 11-1
M26 #12 RICE\$ W 8-5
M28 at San Diego State L 0-8
M29 at San Diego State L 6-7
M30 at San Diego State L 6-9
A4 #25 UCF* W 5-3
A5 #25 UCF* W 10-1
A6 #25 UCF* W 14-7
A8 #8 TEXAS A&M L 6-13
A9 at Texas State W 15-9
A11 TULANE* W 4-3
A12 TULANE* L 5-7
A13 TULANE* W 11-7
A15 at Stephen F. Austin W 5-0
A16 SAM HOUSTON STATE* W 9-6
A18 at UAB* L 9-10
A19 at UAB* L 4-9
A20 at UAB* W 10-4
A22 MCNEESE W 7-4
A25 at Southern Miss* L 9-12
A26 at Southern Miss* L 3-4
A27 at Southern Miss* L 6-7
A29 at Lamar W 3-2
A30 UTSA L 9-11
MY2 MEMPHIS* W 7-4
MY3 MEMPHIS* W 7-4
MY4 MEMPHIS* W 5-4
My9 at #5 Rice*\$ L 6-13
My 10 at #5 Rice*\$ L 1-8
My 11 at #5 Rice*\$ L 6-12
My 13 at UTSA W 14-4 (7)
MY 15 MARSHALL* W 6-2
MY 16 MARSHALL* W 7-3
MY 17 MARSHALL* W 10-5

C-USA Championship - New Orleans, La.

My 21 vs. #28 East Carolina W 5-4
My 23 vs. UAB L 4-5
My 23 vs. #28 East Carolina W 2-1
My 24 vs. UAB W 10-5
My 24 vs. UAB W 3-1
My 25 vs. Marshall W 3-2

College Station Regional - College Station, Texas

My30 vs. Dallas Baptist W 9-5
My 31 at #9 Texas A&M L 4-22
J1 vs. UIC W 14-11 (11)
J1 at #9 Texas A&M W 4-3
J2 at #9 Texas A&M L 5-13

! - Minute Maid Park College Classic (Houston; Minute Maid Park);
§ - Silver Glove Series

2009 (27-31, 13-11 C-USA)

Coach Rayner Noble

F20 KANSAS STATE L 2-16
F21 KANSAS STATE L 2-9
F22 KANSAS STATE W 3-2 (10)
F24 at Stephen F. Austin W 7-5
F25 at #9 Rice\$ L 2-9
F27 vs. #6 Baylor! L 2-3
F28 vs. #5 UC Irvine! L 7-13
M1 vs. #1 Texas A&M! L 3-5
M3 at Louisiana-Lafayette L 1-6
M4 UTSA L 8-14
M6 #17 CAL POLY L 5-13
M7 #17 CAL POLY L 9-13
M8 #17 CAL POLY W 3-2
M10 SAM HOUSTON STATE L 16-18
M13 at Pacific L 1-13
M14 at Pacific L 6-7
M15 at Pacific L 2-10
M17 at #29 Lamar W 4-2

M18 #10 RICE*\$ L 1-8
M20 UAB* W 5-1
M21 UAB* W 6-5
M22 UAB* L 2-10
M24 LOUISIANA-LAFAYETTE W 6-4
M27 at Tulane* L 2-6
M28 at Tulane* W 4-1
M29 at Tulane* W 4-3
A1 at UTSA W 14-7
A3 TEXAS-PAN AMERICAN W 15-2
A4 TEXAS-PAN AMERICAN W 8-2
A5 TEXAS-PAN AMERICAN W 15-3
A7 at #15 Texas A&M W 9-2
A10 SOUTHERN MISS* L 8-13
A11 SOUTHERN MISS* L 1-3
A12 SOUTHERN MISS* W 4-3
A14 at Sam Houston State L 2-11
A17 at Memphis* W 1-0
A18 at Memphis* L 1-3
A19 at Memphis* W 8-5
A21 STEPHEN F. AUSTIN L 7-11
A22 LAMAR L 3-12
A24 at Marshall* W 7-0
A25 at Marshall* W 12-4
A26 at Marshall* W 9-8 (10)
A29 at McNeese W 6-3
MY1 #2 RICE*\$ W 7-4
MY2 #2 RICE*\$ L 5-7
MY3 #2 RICE*\$ L 5-6
MY5 MCNEESE W 12-2
MY8 #22 EAST CAROLINA* W 5-4
MY9 #22 EAST CAROLINA* L 2-12
MY10 #22 EAST CAROLINA* L 6-13
My14 at UCF* L 4-8
My15 at UCF* W 6-3
My16 at UCF* L 1-4

C-USA Championship - Hattiesburg, Miss.

My20 vs. UAB L 3-8
My21 vs. Marshall W 4-1
My22 vs. UAB W 4-1
My22 vs. #9 Rice L 2-7

! - Minute Maid Park College Classic (Houston; Minute Maid Park);
§ - Silver Glove Series

2010 (25-32, 11-13 C-USA)

Coach Rayner Noble

F19 TEXAS STATE L 0-6
F20 TEXAS STATE L 3-6
F21 TEXAS STATE L 7-9
F26 SANTA CLARA W 17-9
F27 SANTA CLARA W 3-2
F28 SANTA CLARA L 7-8
M2 at #9 Rice\$ L 2-8
M5 vs. Missouri! W 3-0
M6 vs. #3 Texas! W 1-0
M7 vs. Texas Tech! W 15-8
M12 at Cal Poly W 13-8
M13 at Cal Poly W 6-2
M14 at Cal Poly W 5-3
M16 at San Francisco L 2-3
M17 at California W 12-9
M19 at #1 Arizona State L 1-10
M20 at #1 Arizona State L 0-6
M21 at #1 Arizona State L 5-6
M23 at Stephen F. Austin W 10-3
M26 UCF* L 4-7
M27 UCF* W 7-3
M28 UCF* W 20-3
M30 UTSA L 5-6
A1 at Rice*\$ L 0-6
A2 at Rice*\$ L 2-11
A3 at Rice*\$ L 7-8
A6 SAM HOUSTON STATE W 4-2
A9 #12 TCU L 1-15
A10 #12 TCU L 1-6
A11 #12 TCU L 2-12
A13 at UTSA W 14-8
A16 MEMPHIS* W 10-7
A17 MEMPHIS* L 2-8
A18 MEMPHIS* W 8-6
A21 at Lamar L 6-7
A23 at Southern Miss* L 9-10
A24 at Southern Miss* L 4-13
A25 at Southern Miss* L 5-8

A27 at Sam Houston State L 3-5
A28 LAMAR W 8-7
A30 at UAB* L 6-11
My1 at UAB-1* W 16-11
My1 at UAB-2* W 7-4
MY7 TULANE* W 9-7
MY8 TULANE* L 2-15
MY9 TULANE* L 6-8
MY11 TEXAS A&M L 3-12
MY15 MARSHALL-1* W 11-6
MY15 MARSHALL-2* L 3-5
MY16 MARSHALL* W 10-1
MY18 RICE\$ L 5-15
My20 at East Carolina* W 8-6
My21 at East Carolina* W 6-8
My22 at East Carolina* L 11-7

C-USA Championship - Houston, Texas

My26 Marshall W 11-7
My27 Rice L 3-24
My28 Southern Miss L 6-10

! - Minute Maid Park College Classic (Houston; Minute Maid Park);
§ - Silver Glove Series



TODD WHITTING
2011 - present
444-338-1 (.567)

2011 (27-32, 12-12 C-USA)

Coach Todd Whitting

F18 UT ARLINGTON W 15-5
F19 UT ARLINGTON W 9-0
F20 UT ARLINGTON W 6-4
F22 STEPHEN F. AUSTIN W 10-3
F25 OLE MISS L 2-4
F26 OLE MISS W 8-2
F27 OLE MISS L 3-8
M1 at UTSA L 6-7
M4 vs. Baylor! L 2-5
M5 vs. Kentucky! W 8-5
M6 vs. Texas A&M! L 4-11
M8 MCNEESE L 2-10
M9 TEXAS SOUTHERN W 13-3
M11 at Texas State L 1-2
M12 at Texas State L 15-17
M13 at Texas State L 10-11
M15 SAM HOUSTON STATE W 9-3
M16 at McNeese W 14-11
M18 KENT STATE W 5-3
M19 KENT STATE W 4-3
M20 KENT STATE L 5-8
M23 at Rice\$ L 2-7
M25 at TCU W 7-6
M26 at TCU L 10-16
M27 at TCU L 1-9
M29 at Rice\$ L 0-7
A1 at Tulane* W 2-0
A2 at Tulane* W 5-2
A3 at Tulane* W 9-0
A5 at Texas A&M W 3-2
A6 LAMAR L 2-5
A8 UAB* L 1-10
A9 UAB* L 1-6
A10 UAB* W 8-7
A12 at Sam Houston State L 0-9
A15 at Marshall* W 12-1
A15 at Marshall* L 3-4
A17 at Marshall* W 10-7
A21 EAST CAROLINA* L 4-5
A22 EAST CAROLINA* W 4-2
A23 EAST CAROLINA* L 2-12
A27 at Lamar L 4-7
A29 at UCF* L 4-6
A30 at UCF* W 5-0
My1 at UCF* W 5-3
MY6 RICE*\$ L 2-8
MY7 RICE*\$ L 6-12



MY8	RICE*\$	L	2-5
MY13	SOUTHERN MISS*	L	5-6
MY14	SOUTHERN MISS*	W	6-5
MY15	SOUTHERN MISS*	W	6-1
MY17	UTSA	L	5-8
My19	at Memphis*	L	3-6
My20	at Memphis*	L	0-4
My21	at Memphis*	W	14-0

C-USA Championship – Pearl, Miss.

My25	vs. East Carolina	W	8-5
My26	vs. Southern Miss	W	7-6
My27	vs. Tulane	L	1-7
My28	vs. Rice	L	3-4

! – Houston College Classic (Minute Maid Park);
\$ – Silver Glove Series

2012 (18-35-1, 5-18-1 C-USA)**Coach Todd Whitting**

F18	DELAWARE	W	7-5
F18	DELAWARE	W	16-1
F19	DELAWARE	W	9-2
F21	A&M-CORPUS CHRISTI	L	2-3
F24	TEXAS STATE	W	2-1
F25	TEXAS STATE	L	1-6
F26	TEXAS STATE	L	0-6
F28	#5 RICES	L	1-4
M2	vs. Tennessee!	W	7-4
M3	vs. #4 Arkansas!	W	4-1
M4	vs. #24 Texas Tech!	L	4-10
M6	at Louisiana-Lafayette	L	1-3
M9	at #14 Ole Miss	L	0-8
M10	at #14 Ole Miss	L	0-9
M11	at #14 Ole Miss	L	3-11
M13	SAM HOUSTON STATE	W	12-2
M16	at Oklahoma State	L	0-14
M17	at Oklahoma State	W	8-1
M18	at Oklahoma State	W	4-3
M23	at Southern Miss*	L	0-8
M24	at Southern Miss*	L	2-17
M25	at Southern Miss*	W	10-5
M27	#21 BAYLOR	L	5-14
M30	#16 UCF*	L	3-8
M31	#16 UCF*	L	1-9
A1	#16 UCF*	L	1-3
A3	MCNEESE	W	4-1
A5	at #27 East Carolina*	L	3-10
A6	at #27 East Carolina*	L	1-16
A7	at #27 East Carolina*	T	4-4
A10	LAMAR	W	4-3
A13	at Texas Tech	L	4-15
A14	at Texas Tech	L	1-7
A15	at Texas Tech	L	9-10
A17	at Sam Houston State	L	4-5
A20	MARSHALL*	W	3-2
A21	MARSHALL*	L	3-4
A22	MARSHALL*	W	4-3
A27	at UAB*	L	9-11
A28	at UAB*	L	3-4
A29	at UAB*	L	0-1
MY1	UTSA	W	8-3
My4	at #6 Rice*\$	W	11-6
My5	at #6 Rice*\$	L	3-4
My6	at #6 Rice*\$	L	2-8
MY11	TULANE*	W	5-4
MY12	TULANE*	L	2-5
MY13	TULANE*	L	2-11
MY17	MEMPHIS*	L	3-15
MY18	MEMPHIS*	L	7-8
MY19	MEMPHIS*	L	0-11

C-USA Championship – Pearl, Miss.

My23	vs. #4 Rice	L	5-7
My24	vs. Southern Miss	L	7-8
My25	vs. Memphis	W	7-3

! – Houston College Classic (Minute Maid Park);
\$ – Silver Glove Series

2013 (36-22, 13-11 C-USA)**Coach Todd Whitting**

F15	NORTHEASTERN	W	9-3
F16	NORTHEASTERN	W	4-1
F17	NORTHEASTERN	L	3-9
F19	at Sam Houston State	W	6-3
F22	at Texas State	L	1-6
F23	at Texas State	W	1-0
F24	at Texas State	W	4-2
F27	HOUSTON BAPTIST	W	10-2
M1	vs. #30 Texas A&M!	W	7-6
M2	vs. Baylor!	W	15-4 (7)
M3	vs. Call	L	2-13 (8)
M5	PENN STATE	W	14-8
M6	PENN STATE	W	15-5
M8	A&M-CORPUS CHRISTI	W	13-0
M9	A&M-CORPUS CHRISTI	L	3-9
M10	A&M-CORPUS CHRISTI	W	3-1
M12	at Baylor	W	5-3
M15	NEW ORLEANS	W	13-3
M16	BAYLOR	W	3-2
M17	NEW ORLEANS	W	8-3
M19	#28 TEXAS	W	4-3
M20	#28 HARVARD	W	8-1
M22	#28 EAST CAROLINA*	W	7-2
M23	#28 EAST CAROLINA*	W	4-3
M24	#28 EAST CAROLINA*	W	5-4
M26	#19 at Lamar	L	3-6
M29	#19 at Memphis	W	3-1
M31	#19 at Memphis	W	2-0
M31	#19 at Memphis	L	0-1
A3	#19 SAM HOUSTON STATE	L	1-4
A5	#19 at Marshall*	L	13-19
A6	#19 at Marshall*	L	0-4
A7	#19 at Marshall*	W	9-1
A12	#24 SETON HALL	L	1-11
A13	#24 SETON HALL	W	4-0
A14	#24 SETON HALL	L	1-15
A16	#29 TEXAS SOUTHERN	W	12-2
A19	#29 #22 RICE*\$	W	8-7
A20	#29 #22 RICE*\$	L	0-4
A21	#29 #22 RICE*\$	L	1-11 (7)
A23	#30 at Texas	L	0-4
A26	#30 at UCF*	L	2-4
A27	#30 at UCF*	L	4-5
A28	#30 at UCF*	L	3-7
A30	LOUISIANA	W	6-4
My3	at Tulane*	W	4-3
My4	at Tulane*	L	3-6
My5	at Tulane*	W	3-2
My7	at McNeese	W	11-5
My10	UAB*	L	7-8
My11	UAB*	W	11-2
My12	UAB*	W	9-4
My16	SOUTHERN MISS*	W	3-2
My17	SOUTHERN MISS*	W	7-5
My18	SOUTHERN MISS*	L	5-6

C-USA Championship – Houston, Texas

My23	vs. East Carolina	W	9-4
My24	vs. Southern Miss	L	2-4
My25	vs. Tulane	L	2-3

! – Houston College Classic (Minute Maid Park);
\$ – Silver Glove Series

2014 (48-18, 14-9 American)**Coach Todd Whitting**

NCAA Austin Super Regional
NCAA Baton Rouge Regional Champions
American Tournament Champions

Final Ranking: No. 11

F14	NICHOLLS STATE	W	3-0
F15	NICHOLLS STATE	W	4-0
F16	NICHOLLS STATE	W	3-2
F19	at #11 Rice\$	W	3-0
F21	MICHIGAN	W	2-1
F22	MICHIGAN	W	1-0 (10)
F23	MICHIGAN	W	4-3
F25	MCNEESE	W	5-2
F28	vs. #26 Texas Tech!	W	9-0
M1	vs. #15 Texas!	L	2-3
M2	vs. #12 TCU!	L	1-2
M5	A&M-CORPUS CHRISTI	W	10-0 (8)
M7	at USC&	W	6-1
M8	at #9 UCLA&	W	4-3
M9	at Pepperdine&	L	0-3
M11	#30 BAYLOR	W	7-2
M14	#30 TOWSON	W	6-3
M15	#30 TOWSON	W	20-3
M16	#30 TOWSON	W	7-6
M19	#21 TEXAS SOUTHERN	W	1-0 (10)
M21	#21 COLLEGE OF CHARLESTON	W	8-3
M22	#21 COLLEGE OF CHARLESTON	W	3-2
M23	#21 COLLEGE OF CHARLESTON	W	7-1
M25	#15 #10 RICES	W	6-2
M28	#15 MEMPHIS*	L	1-2
M29	#15 MEMPHIS*	W	6-3
M30	#15 MEMPHIS*	W	6-2
A1	#10 at Texas A&M	W	10-8
A5	#10 at Rutgers*	L	3-7
A6	#10 at Rutgers*	W	9-1
A7	#10 at Rutgers*	W	2-1
A8	#7 TEXAS STATE	W	7-1
A11	#7 #10 LOUISVILLE	L	2-4
A12	#7 #10 LOUISVILLE	L	2-3
A13	#7 #10 LOUISVILLE	L	3-10
A15	#12 at Sam Houston State	W	5-2
A17	#12 South Florida*	W	3-2
A18	#12 South Florida*	L	3-4
A19	#12 South Florida*	W	5-3
A22	#12 SAM HOUSTON STATE	L	4-5
A25	#12 at Cincinnati*	W	11-4
A26	#12 at Cincinnati*	L	0-3
A27	#12 at Cincinnati*	W	15-1 (7)
A29	#13 at McNeese	W	8-2
MY2	#13 #18 UCF*	L	3-4
MY3	#13 #18 UCF*	W	4-3
MY4	#13 #18 UCF*	W	5-2
MY6	#13 PRAIRIE VIEW A&M	W	6-0
My10	#13 at UConn*	W	3-1
My10	#13 at UConn*	W	7-2
My11	#13 at UConn*	W	8-4
My13	#12 vs. #14 Rice\$+	W	7-3
My15	#12 at Temple*	L	1-4
My17	#12 at Temple*	W	7-5

American Championship – Clearwater, Fla.

My21	#12 vs. Temple	W	3-0
My22	#12 vs. UConn	L	2-7
My23	#12 vs. UCF	W	13-8
My25	#12 vs. #5 Louisville	W	10-4

Baton Rouge Regional - Baton Rouge, La.

My30	#9 vs. Bryant	W	3-2 (10)
My31	#9 at #4 LSU	L	1-5
J1	#9 vs. Southeastern La.	W	9-5
J1	#9 at #4 LSU	W	5-4 (11)
J2	#9 at #4 LSU	W	12-2

Austin Super Regional - Austin, Texas

J6	#5 at #9 Texas	L	2-4
J7	#5 at #9 Texas	L	0-4

! – Houston College Classic (Minute Maid Park);
\$ – Silver Glove Series;
& – Dodgertown Classic
+ – Constellation Field (Sugar Land, Texas)

2015 (43-20, 16-6 American)**Coach Todd Whitting**

NCAA Houston Regional
American Regular-Season Champions
Final Ranking: No. 18

F13	MINNESOTA	W	9-1
F14	MINNESOTA	W	5-0
F15	MINNESOTA	W	5-4
F18	TEXAS SOUTHERN	W	11-5
F20	#20 ALABAMA	W	3-1
F21	#20 ALABAMA	W	14-9
F22	#20 ALABAMA	W	3-8
F25	at Texas State	L	6-7
F27	COLUMBIA	W	3-0
F28	COLUMBIA	L	4-5 (13)
F28	COLUMBIA	W	8-7
M1	COLUMBIA	W	7-12
M3	HOUSTON BAPTIST	L	1-2
M6	vs. #2 LSU!	L	2-4
M7	vs. #11 Texas A&M!	L	0-6
M8	vs. Hawaii!	W	8-6
M10	at Sam Houston State	W	17-7
M13	BUFFALO	W	9-1
M14	BUFFALO	W	9-3
M15	BUFFALO	W	5-0
M17	#8 RICE	W	8-3
M20	at New Mexico	W	6-5
M21	at New Mexico	W	6-5
M22	at New Mexico	W	8-7
M24	LAMAR	W	6-5 (10)
M27	at #6 UCF*	L	2-9
M28	at #6 UCF*	W	7-5
M29	at #6 UCF*	L	3-4
M31	at Baylor	W	11-0
A2	at Memphis*	W	3-2
A3	at Memphis*	L	6-14
A4	at Memphis*	L	2-6
A7	at Louisiana	L	5-6
A10	TULANE*	W	4-3
A11	TULANE*	W	6-1
A12	TULANE*	L	1-3
A14	at #16 Rice	L	0-11
A18	CINCINNATI*	W	4-1
A18	CINCINNATI*	W	13-0
A19	CINCINNATI*	W	9-2
A21	at McNeese	W	5-4
A24	at South Florida*	L	1-2 (11)
A25	at South Florida*	W	9-8
A26	at South Florida*	W	6-2
A28	SAM HOUSTON STATE	W	3-0
MY1	at Tulane*	L	1-3
MY2	at Tulane*	W	3-0
MY3	at Tulane*	W	7-1
MY5	MCNEESE	W	9-2
MY8	ECU*	W	10-1
MY9	ECU*	L	1-4
MY10	ECU*	W	11-1
My12	vs. #13 Rice\$+	W	2-1
MY14	UCONN*	W	5-4
MY14	UCONN*	W	3-1
MY14	UCONN*	W	1-0

American Championship – Clearwater, Fla.

My19	vs. Cincinnati	W	8-4
My21	vs. South Florida	W	7-3
My23	vs. Memphis	W	17-3
My24	vs. ECU	L	1-9

Houston Regional - Houston, Texas

MY29	HOUSTON BAPTIST	W	6-4
MY31	LOUISIANA	L	1-2
MY31	#19 RICE	L	2-3 (20)

! – Houston College Classic (Minute Maid Park);
\$ – Silver Glove Series;
+ – Constellation Field (Sugar Land, Texas)



2016 (36-23, 11-12 American)

Coach Todd Whitting

F19	VILLANOVA	W	13-1
F20	VILLANOVA	W	4-0
F21	VILLANOVA	W	10-3
F23	MCNEESE	W	14-1
F26	vs. #23 Texas Tech!	L	2-3
F27	vs. #18 Arkansas!	L	3-12
F28	vs. #13 TCU!	L	1-10
M1	UTSA	L	2-3
M4	BAYLOR	L	2-4
M5	BAYLOR	W	10-4
M6	BAYLOR	W	11-2
M11	at #23 Alabama	W	3-1
M12	at #23 Alabama	W	3-2
M13	at #23 Alabama	L	6-7
M15	at Lamar	W	4-3
M16	TEXAS SOUTHERN	W	7-1
M19	GRAND CANYON	W	5-0
M19	GRAND CANYON	W	3-1
M20	GRAND CANYON	W	5-1
M22	RICE	L	4-7
M24	GEORGE WASHINGTON	W	5-0
M25	GEORGE WASHINGTON	W	5-2
M26	GEORGE WASHINGTON	W	14-0
M29	#1 TEXAS A&M	L	2-7
A1	at #19 ECU*	L	1-3
A2	at #19 ECU*	L	1-5
A3	at #19 ECU*	W	6-1
A5	at McNeese	L	1-4
A8	UCF*	L	1-2
A9	UCF*	W	4-3
A10	UCF*	W	1-0
A12	vs. Texas+	W	3-2
A15	at UConn*	L	2-3
A16	at UConn*	L	1-4
A17	at UConn*	L	2-9
A22	South Florida*	W	5-1
A23	South Florida*	L	1-4
A24	South Florida*	W	7-5 (5)
A26	SAM HOUSTON STATE	W	4-3
A29	at #20 Tulane*	W	10-6
A30	at #20 Tulane*	L	4-10
MY3	at Sam Houston State	L	0-4
MY4	PRAIRIE VIEW A&M	W	8-0
MY6	MEMPHIS*	L	4-12
MY7	MEMPHIS*	W	3-2 (12)
MY8	MEMPHIS*	W	6-2
MY10	at #13 Rice	W	10-0
MY11	#21 LOUISIANA	W	3-2
MY13	at Cincinnati*	W	3-1
MY14	at Cincinnati*	L	0-1
MY15	at Cincinnati*	W	4-0
MY17	vs. #15 Rice\$+	W	24-6
MY20	#10 TULANE*	W	3-2 (13)
MY20	#10 TULANE*	L	4-8
MY21	#10 TULANE*	L	3-4

American Championship – Clearwater, Fla.
My24 vs. Cincinnati W 9-1
My26 vs. #11 Tulane W 5-3
My28 vs. #11 Tulane W 6-2
My29 vs. UConn L 2-7

! – Houston College Classic (Minute Maid Park);
\$ – Silver Glove Series;
+ – Constellation Field (Sugar Land, Texas)

2017 (42-21, 15-9 American)

Coach Todd Whitting

NCAA Houston Regional
American Tournament Champions
American Regular-Season Champions
Final Ranking: No. 20

F17	WAKE FOREST	W	8-1
F18	NICHOLLS	W	5-3
F19	WAKE FOREST	W	5-4
F21	HOUSTON BAPTIST	L	2-3
F24	vs. Missouri%	L	2-4
F25	vs. Illinois%	W	11-5
F26	at A&M-Corpus Christi%	W	4-2
F28	UT RIO GRANDE VALLEY	W	11-2
M3	#7 CAL STATE FULLERTON	W	7-4
M4	#7 CAL STATE FULLERTON	L	1-4
M8	PRAIRIE VIEW A&M	W	8-0
M10	at #10 Baylor	L	1-2
M12	at #10 Baylor	L	0-5
M13	at #10 Baylor	W	2-0
M14	MCNEESE	W	6-5
M17	ALABAMA STATE	W	10-2
M18	ALABAMA STATE	W	4-1
M19	ALABAMA STATE	W	19-11
M21	at #10 Louisiana	W	4-0
M22	TEXAS SOUTHERN	W	16-3
M24	at #27 UC Irvine	W	4-3
M25	at #27 UC Irvine	W	5-4
M26	at #27 UC Irvine	W	7-3
M28	INCARNATE WORD	W	8-1
M31	at UCF*	L	2-5
A1	at UCF*	W	3-1
A2	at UCF*	L	1-6
A4	RICES	L	0-9
A7	ECU*	W	17-3
A8	ECU*	W	9-6
A9	ECU*	W	9-6
A11	at Rice\$	L	3-4
A13	at Memphis*	W	13-3
A14	at Memphis*	L	8-10
A15	at Memphis*	W	9-8
A18	vs. Sam Houston State^+!	L	4-5
A21	TULANE*	L	1-7
A22	TULANE*	W	8-7
A23	TULANE*	W	12-2 (7)
A25	SAM HOUSTON STATE^!	L	2-12
A28	at #22 South Florida*	W	7-3
A29	at #22 South Florida*	L	4-7
A30	at #22 South Florida*	L	4-5
My2	at Sam Houston State^!	L	2-3
MY5	UCONN*	W	6-5 (10)
MY6	UCONN*	W	9-1
MY7	UCONN*	L	4-7
My9	vs. Rice\$+	W	6-5
My12	at Tulane*	W	15-3
My13	at Tulane*	W	4-0
My14	at Tulane*	L	4-11
My16	at #28 McNeese	W	5-4
MY18	CINCINNATI*	L	6-8 (10)
MY19	CINCINNATI*	W	8-3
MY20	CINCINNATI*	W	7-6

American Championship – Clearwater, Fla.
My23 vs. Memphis W 6-5
My25 vs. UConn W 7-6
My27 vs. UConn W 13-3
My28 vs. ECU W 9-0

Houston Regional - Houston, Texas
J2 #28 IOWA L 3-6
J3 BAYLOR W 17-3
J4 #28 IOWA W 7-5
J5 TEXAS A&M L 3-4
% – Kieberg Bank College Classic (Corpus Christi, Whataburger Field);
\$ – Silver Glove Series;
^ – Don Sanders Cup;
+ – Constellation Field (Sugar Land, Texas)

2018 (38-25, 16-8 American)

Coach Todd Whitting

NCAA Chapel Hill Regional
American Regular-Season Champions
Final Ranking: No. 24

F16	HOLY CROSS	L	2-3
F17	HOLY CROSS	W	7-1
F18	HOLY CROSS	W	3-2 (10)
F23	at #13 Cal State Fullerton	L	1-2 (15)
F24	at #13 Cal State Fullerton	W	9-4
F25	at #13 Cal State Fullerton	W	10-5
F27	TEXAS SOUTHERN	W	4-3
M2	vs. #6 Kentucky!	L	2-14 (7)
M3	vs. #21 Mississippi State!	L	2-3 (12)
M4	vs. #5 Vanderbilt!	L	4-9
M6	HOUSTON BAPTIST	L	1-3
M7	MCNEESE	W	13-9
M9	SAN DIEGO	W	4-3 (12)
M10	SAN DIEGO	W	5-2
M11	SAN DIEGO	L	4-7
M13	at McNeese	L	6-7
M16	NEW MEXICO	W	1-0
M17	COLUMBIA	W	4-3 (11)
M18	COLUMBIA	W	6-2
M20	LAMAR	W	3-1
M21	PRAIRIE VIEW A&M	W	9-2
M23	MEMPHIS*	W	2-0
M24	MEMPHIS*	W	3-0
M25	MEMPHIS*	W	9-3
M27	at Rice\$	L	3-4
M30	at Cincinnati*	W	4-2
M30	at Cincinnati*	L	1-2
M31	at Cincinnati*	L	2-4
A6	South Florida*	L	6-9
A7	South Florida*	W	1-0
A8	South Florida*	W	9-8
A10	RICES	W	1-0
A13	at Tulane*	L	16-17
A15	at Tulane*	L	0-2
A15	at Tulane*	W	5-3
A17	SAM HOUSTON STATE^!	W	9-4
A18	at Sam Houston State^!	L	3-8
A20	#24 WICHITA STATE	W	3-1
A22	#24 WICHITA STATE	W	6-5
A22	#24 WICHITA STATE	W	3-1
A24	at #19 Texas	W	4-9
A27	at #7 ECU*	W	5-4
A28	at #7 ECU*	W	3-1
A29	at #7 ECU*	W	6-5
MY1	vs. Sam Houston State^+!	L	7-8
MY5	UCF*	L	2-3
MY5	UCF*	L	4-6 (12)
MY6	UCF*	W	6-3
My11	at #18 UConn*	W	6-5
My11	at #18 UConn*	W	10-1
My13	at #18 UConn*	L	4-6
MY15	vs. Rice\$+	W	7-2
MY17	at Southeastern La.	W	6-3
MY18	at Southeastern La.	L	4-5

American Championship – Clearwater, Fla.
My22 vs. Tulane L 6-11
My23 vs. UCF W 6-2
My24 vs. Tulane W 18-7 (7)
My24 vs. #15 ECU W 5-3
My25 vs. #15 ECU L 1-12 (7)

Chapel Hill Regional - Chapel Hill, N.C.
J1 #27 Purdue W 9-1
J2 at #6 North Carolina L 3-4
j3 #27 Purdue W 8-4
j3 at #6 North Carolina L 11-19
! – Houston College Classic (Minute Maid Park);
\$ – Silver Glove Series;
^ – Don Sanders Cup;
+ – Constellation Field (Sugar Land, Texas)

2019 (32-24, 12-12 American)

Coach Todd Whitting

F15	NORTHWESTERN STATE	W	5-3
F16	NORTHWESTERN STATE	W	5-4
F17	NORTHWESTERN STATE	L	1-2 (11)
F20	MCNEESE	L	5-13 (14)
F22	#24 ARIZONA	W	2-1
F23	#24 ARIZONA	W	9-7
F24	#24 ARIZONA	L	4-9
M1	vs. #16 TCU!	L	6-10
M2	vs. Texas State!	L	4-9
M3	vs. No. 23 Texas A&M!	L	2-3
M5	RICES	L	3-5
M8	ARMY	W	6-3
M9	ARMY	W	3-2
M10	ARMY	W	9-7
M12	UTSA	W	4-2
M15	at Dallas Baptist	W	8-6
M16	at Dallas Baptist	W	2-0
M17	at Dallas Baptist	L	4-8
M19	at McNeese	L	0-1
M22	* UCONN	L	1-2
M23	* UCONN	W	5-4
M24	* UCONN	L	3-9
M26	SAM HOUSTON STATE^!	W	2-1
M27	at Stephen F. Austin	W	16-1 (7)
M29	at Memphis*	L	3-7
M29	at Memphis*	L	4-6
M31	at Memphis*	W	4-3
A2	at Lamar	W	8-7
A3	FIU	W	5-4
A5	#11 ECU*	W	2-0
A6	#11 ECU*	L	3-15
A7	#11 ECU*	L	1-3
A9	at No. 29 Sam Houston State^!	W	12-7
A12	at Wichita State*	W	13-5
A13	at Wichita State*	W	7-3
A14	at Wichita State*	W	7-4
A16	#7 TEXAS A&M	W	4-1
A18	CINCINNATI*	L	2-3
A19	CINCINNATI*	W	3-1
A20	CINCINNATI*	W	8-4
A23	vs. Sam Houston State^+!	W	9-3
A26	at South Florida*	L	3-5
A27	at South Florida*	W	7-1
A28	at South Florida*	L	3-4
My1	at Rice\$	W	8-2 (10)
My4	UNLV	W	2-0
My5	UNLV	W	9-2
My11	TULANE*	W	12-7
My11	TULANE*	L	7-9 (10)
My12	TULANE*	W	5-2
My14	vs. Rice\$+	L	1-2
My16	at UCF*	L	0-8
My17	at UCF*	W	2-0
My18	at UCF*	L	11-11 (11)

American Championship – Clearwater, Fla.
My21 vs. UConn L 3-4
My22 vs. No. 7 ECU W 12-13

! – Houston College Classic (Minute Maid Park);
\$ – Silver Glove Series;
^ – Don Sanders Cup;
+ – Constellation Field (Sugar Land, Texas)



2020 (6-9, 0-0 American)

Coach Todd Whitting

F14	YOUNGSTOWN STATE	W	7-3
F15	YOUNGSTOWN STATE	L	3-6 (11)
F16	YOUNGSTOWN STATE	L	6-8 (10)
F21	vs. #25 Stanford%	W	11-4
F22	vs. Tennessee%	L	4-8
F23	vs. No. 1 Texas Tech%	L	2-3 (10)
F25	UTRGV	L	5-6
F28	TEXAS STATE	L	10-11
F29	TEXAS STATE	W	5-1
M1	TEXAS STATE	L	4-12
M4	at Rice\$	W	6-4
M7	at #25 Arizona	L	1-7
M8	at #25 Arizona	W	3-1
M9	at #25 Arizona	L	6-10
M10	at UNLV	W	3-1
M11	at UNLV	Canceled	
M13	DALLAS BAPTIST	Canceled	
M14	DALLAS BAPTIST	Canceled	
M17	at Texas A&M	Canceled	
M20	WICHITA STATE*	Canceled	
M21	WICHITA STATE*	Canceled	
M22	WICHITA STATE*	Canceled	
M24	at Sam Houston State^	Canceled	
M27	South Florida*	Canceled	
M28	South Florida*	Canceled	
M29	South Florida*	Canceled	
M31	RICE\$	Canceled	
A3	at Tulane*	Canceled	
A4	at Tulane*	Canceled	
A5	at Tulane*	Canceled	
A7	TEXAS	Canceled	
A9	at ECU*	Canceled	
A10	at ECU*	Canceled	
A11	at ECU*	Canceled	
A14	at Louisiana	Canceled	
A15	at Louisiana	Canceled	
A17	MEMPHIS*	Canceled	
A18	MEMPHIS*	Canceled	
A19	MEMPHIS*	Canceled	
A22	A&M-CORPUS CHRISTI	Canceled	
A24	at Cincinnati*	Canceled	
A25	at Cincinnati*	Canceled	
A26	at Cincinnati*	Canceled	
A28	SAM HOUSTON STATE^	Canceled	
My1	at UConn*	Canceled	
My2	at UConn*	Canceled	
My3	at UConn*	Canceled	
My5	vs. Sam Houston State^+	Canceled	
My6	at Incarnate Word	Canceled	
MY8	UCF*	Canceled	
MY9	UCF*	Canceled	
MY10	UCF*	Canceled	
My12	vs. Rice\$+	Canceled	
My14	vs. Mercer#	Canceled	
My14	at Northwestern State	Canceled	

Season cut short due to COVID-19 pandemic

- % – Round Rock Classic (Dell Diamond);
- \$ – Silver Glove Series;
- ^ – Don Sanders Cup;
- + – Constellation Field (Sugar Land, Texas);
- # – Natchitoches, La. (Brown-Stroud Field)

2021 (19-34, 7-21 American)

Coach Todd Whitting

F20	TEXAS SOUTHERN	W	6-1
F20	TEXAS SOUTHERN	W	10-4
F21	TEXAS SOUTHERN	W	14-4
F23	A&M-CORPUS CHRISTI	W	12-8
F26	at A&M-Corpus Christi%	L	2-3
F27	at A&M-Corpus Christi%	W	14-1
F28	at A&M-Corpus Christi%	W	4-3
M3	at Lamar	L	0-2
M5	#19 TEXAS	L	0-1
M6	#19 TEXAS	W	3-2 (11)
M7	#19 TEXAS	L	2-8
M10	at Incarnate Word	W	13-7
M12	at Texas State	W	12-3
M13	at Texas State	L	9-15
M14	at Texas State	W	8-7
M16	#25 TEXAS A&M	L	4-9
M19	at Oklahoma	L	2-7
M20	at Oklahoma	L	1-19
M21	at Oklahoma	L	2-12
M24	PRAIRIE VIEW (DH)	Canceled	
M24	PRAIRIE VIEW	Canceled	
M26	UT ARLINGTON	W	4-1
M27	UT ARLINGTON (DH)	L	7-12
M27	UT ARLINGTON	L	7-8
M28	UT ARLINGTON	W	5-4 (10)
A1	WICHITA STATE *	W	5-3
A2	WICHITA STATE (DH) *	L	2-3
A2	WICHITA STATE *	L	1-2
A3	WICHITA STATE *	L	2-3
A9	at Wichita State (DH) *	L	2-10
A9	at Wichita State *	L	1-7
A10	at Wichita State *	L	1-10
A11	at Wichita State *	L	2-13
A16	#5 ECU (DH) *	Canceled	
A16	#5 ECU *	Canceled	
A17	#5 ECU (DH) *	Canceled	
A18	#5 ECU *	Canceled	
A24	South Florida (DH) *	W	9-2
A24	South Florida *	L	4-8 (10)
A25	South Florida (DH) *	L	0-4
A25	South Florida *	W	5-2
A30	at #25 Tulane (DH) *	L	0-3
A30	at #25 Tulane *	L	4-11
My1	at #25 Tulane (DH) *	W	7-4
My1	at #25 Tulane *	L	5-6
My7	CINCINNATI (DH) *	L	2-7
My7	CINCINNATI *	L	0-7
M8	CINCINNATI *	W	6-5
My9	CINCINNATI *	L	3-10
My14	at Memphis (DH) *	W	2-1
My14	at Memphis *	L	7-13
My15	at Memphis *	W	7-5
My16	at Memphis *	L	4-8
My20	at UCF (DH) *	L	1-3
My20	at UCF *	L	1-2
My21	at UCF *	L	0-6
My22	at UCF *	L	1-2
American Championship – Clearwater, Fla.			
My25	vs. Tulane	L	1-4
My26	vs. Wichita State	L	3-5

% – Kleberg Bank College Classic (Corpus Christi, Whataburger Field);

2022 (37-24, 13-11 American)

Coach Todd Whitting

F18	^ vs. Cal	L	2-4 (10)
F19	^ vs. San Diego State	L	3-4
F20	^ vs. #8 TCU	L	0-10 (8)
F22	at McNeese	W	3-2
F25	TEXAS SOUTHERN	W	11-4
F27	UTRGV (Game 1)	W	16-10
F27	UTRGV (Game 2)	W	3-1
M1	LAMAR	W	6-5
M4	INCARNATE WORD	W	5-2
M5	INCARNATE WORD	L	8-13
M6	INCARNATE WORD	W	10-4
M8	% at Rice	W	10-7
M9	SOUTHERN	W	7-4
M11	at Louisiana	L	5-9
M12	at Louisiana	W	8-4
M13	at Louisiana	L	1-10
M15	at Texas A&M	W	8-2
M18	COLUMBIA	L	5-9
M19	COLUMBIA	W	10-4
M20	COLUMBIA	W	12-3
M22	\$ at Sam Houston	W	9-1
M25	WESTERN CAROLINA	W	13-3
M26	WESTERN CAROLINA	L	3-6
M27	WESTERN CAROLINA	W	6-1
M29	PRAIRIE VIEW	W	13-1
A1	* WICHITA STATE	L	0-4
A2	* WICHITA STATE	W	5-3
A3	* WICHITA STATE	W	4-3
A5	\$ SAM HOUSTON	W	8-6
A8	* at Cincinnati	W	5-4
A9	* at Cincinnati	L	3-13 (7)
A10	* at Cincinnati	L	6-9
A12	UTRGV	L	1-9
A14	* TULANE	W	6-3
A15	* TULANE	L	10-11
A16	* TULANE	W	10-9
A19	HOUSTON BAPTIST	W	4-2
A22	* MEMPHIS	L	9-11
A23	* MEMPHIS	W	5-4
A24	* MEMPHIS	W	7-5
A26	at Lamar	L	1-4
A29	* at South Florida	W	6-5
A30	* at South Florida	W	13-2 (7)
My1	* at South Florida	W	9-2
My4	% RICE	W	8-2
My6	at Wichita State	W	7-4
My7	at Wichita State	L	4-12
My8	at Wichita State	W	11-8
My10	\$ vs. Sam Houston (Sugar Land)	W	9-1
My13	* UCF	W	9-6
My14	* UCF	L	5-6
My15	* UCF	L	1-3
My17	% RICE	L	4-5 (12)
My19	at ECU	L	4-8
My20	at ECU	L	3-5
My21	at ECU	L	22-3 (10)
My24	!Wichita State	W	10-7
My26	!Memphis	W	8-7
My28	!UCF	L	8-9 (10)
My28	!UCF	W	9-6
My29	!ECU	L	1-6

^ MLB4 Tournament (Scottsdale, Ariz.)

% Silver Glove Series

\$ Don Sanders Cup

* American Athletic Conference game

! American Athletic Conference Championship (Clearwater, Fla.)

2023 (36-23, 17-6 American)

Coach Todd Whitting

F17	CAL	L	0-7
F18	CAL	L	3-5
F19	CAL	W	8-6
F22	at UTSA	L	2-12 (7)
F24	vs. Utah^	W	14-5
F25	vs. TAMCC^	L	12-2 (7)
F26	vs. Incarnate Word^	L	8-10
F28	Texas Southern	W	8-5
M3	at UTRGV	W	7-5 (13)
M4	at UTRGV	L	5-13
M5	at UTRGV	L	1-10
M7	PRAIRIE VIEW A&M	W	17-4
M10	OKLAHOMA	L	1-13
M11	OKLAHOMA	L	3-8
M12	OKLAHOMA	L	6-7
M14	TEXAS A&M	L	1-5
M17	at Minnesota	W	3-2
M18	at Minnesota	W	4-2 (10)
M19	at Minnesota	W	5-2
M21	at McNeese	W	9-6
M22	SOUTHERN	W	16-7
M24	UT ARLINGTON	L	2-15 (7)
M25	NORTHWESTERN	W	10-2
M26	UT ARLINGTON	W	18-9
M28	at Sam Houston	L	3-9
M31	NO. 8 ECU*	W	5-4 (10)
A1	NO. 8 ECU*	L	4-5
A2	NO. 8 ECU*	W	6-4
A4	RICE	W	14-13
A6	at Wichita State*	W	8-6
A7	at Wichita State*	L	1-6
A8	at Wichita State*	W	17-3 (7)
A11	Sam Houston	W	14-3
A14	SOUTH FLORIDA*	W	6-5
A15	SOUTH FLORIDA*	W	16-10
A16	SOUTH FLORIDA*	L	2-13
A18	HOUSTON CHRISTIAN	W	13-7
A21	at Memphis*	W	8-0
A22	at Memphis*	L	3-9
A23	at Memphis*	W	11-1
A25	LAMAR	L	2-4
A28	at UCF*	W	13-7 (10)
A29	at UCF*	L	7-8
A30	at UCF*	W	12-9 (8)
My3	at Rice	W	8-5 (12)
My5	WICHITA STATE*	W	5-3
MY6	WICHITA STATE*	W	7-5
MY7	WICHITA STATE*	CANCELED	
Myy10	at Rice	L	7-13
My12	at Tulane*	W	9-3
My13	at Tulane*	W	5-4
My14	at Tulane*	W	17-11
My16	vs Sam Houston\$	Canceled	
MY18	CINCINNATI*	L	7-12
MY19	CINCINNATI*	W	8-7 (10)
MY20	CINCINNATI*	W	7-6
My23	Tulane#	L	8-10
My25	Wichita State#	W	4-3
My26	Memphis#	W	6-5
My27	Tulane#	W	11-8
My27	Tulane#	L	8-11

Bold Games - Home Games

^ Kleberg Bank College Classic (Corpus Christi, Texas)

* American Athletic Conference game

\$ Constellation Field (Sugar Land, Texas)

American Athletic Conference Championship (Clearwater, Fla.)



2024 (26-28, 7-21 Big 12)

Coach Todd Whitting

F16	BINGHAMTON	W	8-4
F17	BINGHAMTON	W	8-2
F18	BINGHAMTON	W	7-0
F20	PRAIRIE VIEW A&M	W	27-1
F23	ST. JOHN'S (NY)	W	12-6
F24	ST. JOHN'S (NY)	W	7-2
F25	ST. JOHN'S (NY)	L	6-11
F27	UTSA	L	7-8
M1	vs. Texas State ^	L	7-8 (10)
M2	vs. #9 Vanderbilt ^	L	1-3
M3	vs. Louisiana ^	W	13-10
M5	SAM HOUSTON	W	2-1
M8	BAYLOR*	W	4-3
M9	BAYLOR*	W	8-0
M10	BAYLOR*	W	3-2
M14	at BYU*	W	9-2
M15	at BYU*	L	2-4
M16	at BYU*	L	8-10
M19	RICE	W	4-1
M20	at Rice	W	4-2
M22	KANSAS STATE*	L	3-5
M23	KANSAS STATE*	L	5-6
M24	KANSAS STATE*	L	3-9
M26	LAMAR	W	6-4
M28	at TCU*	L	1-14
M29	at TCU*	L	2-6
M30	at TCU*	L	4-6
A2	RICE	W	4-3
A5	at Texas Tech*	L	9-12
A6	at Texas Tech*	L	12-15
A7	at Texas Tech*	L	8-12
A9	at Sam Houston	L	5-8
A12	TEXAS*	W	9-1
A13	TEXAS*	L	5-6
A14	TEXAS*	L	8-13
A16	HOUSTON CHRISTIAN	W	10-0
A17	SOUTHERN	W	25-0 (7)
A19	at Cincinnati*	L	4-6
A20	at Cincinnati*	L	4-5
A21	at Cincinnati*	W	8-5
A23	at #1 Texas A&M	L	11-13
A26	UT ARLINGTON	W	17-7
A27	UT ARLINGTON	L	3-7
A28	UT ARLINGTON	W	10-4
My1	MCNEESE	W	9-8 (10)
My3	UCF*	L	1-4
My4	UCF*	L	4-6
My5	UCF*	Canceled	
My7	NICHOLLS	W	5-4
My10	at Kansas*	W	13-5
My11	at Kansas*	L	9-11
My12	at Kansas*	L	6-9
My 14	vs. Sam Houston §	W	4-3
My17	#19 OKLAHOMA STATE*	L	3-20
My18	#19 OKLAHOMA STATE*	L	2-9
My18	#18 OKLAHOMA STATE*	Canceled	

^ Astros Foundation College Classic (Minute Maid Park)

§ Constellation Field (Sugar Land, Texas)

* Big 12 Conference game



TELEVISION APPEARANCES

Date	Opponent	Result	Score	Network
April 23, 2024	at #1 Texas A&M	L	11-13	SEC Network
March 3, 2024	vs. Louisiana	W	13-10 (11)	Space City Home Network
March 2, 2024	vs. Vanderbilt	L	1-3	Space City Home Network
March 1, 2024	vs. Texas State	L	7-8 (10)	Space City Home Network
May 29, 2022	vs. East Carolina	L	1-6	ESPNNews
Feb. 18, 2022	vs. Cal	L	2-4	MLB Network
March 21, 2021	at Oklahoma	L	2-12	Fox Sports Oklahoma+
March 20, 2021	at Oklahoma	L	2-19	Fox Sports Oklahoma+
March 19, 2021	at Oklahoma	L	2-7	Fox Sports Oklahoma
March 3, 2019	vs. Texas A&M	L	2-3	AT&T SportsNet SW
March 2, 2019	vs. Texas State	L	4-9	AT&T SportsNet SW
March 1, 2019	vs. TCU	L	6-10	AT&T SportsNet SW
June 3, 2018	vs. North Carolina	L	11-19	ESPN3
June 3, 2018	vs. Purdue	W	8-4	ESPN3
June 2, 2018	vs. North Carolina	L	3-4	ESPN3
June 2, 2018	vs. Purdue	W	9-1	ESPN3
May 11, 2018	at UConn	W	10-1	ESPN3
April 24, 2018	at Texas	L	4-9	Longhorn Network
April 18, 2018	at Sam Houston State	L	3-8	Eleven Sports
March 4, 2018	vs. Vanderbilt	L	4-9	AT&T SportsNet SW
March 3, 2018	vs. Mississippi State	L	2-3 (12)	AT&T SportsNet SW
March 2, 2018	vs. Kentucky	L	2-14 (7)	AT&T SportsNet SW
June 5, 2017	TEXAS A&M	L	3-4	ESPN
June 4, 2017	IOWA	W	7-5	ESPN3
June 3, 2017	BAYLOR	W	17-3	ESPN2
June 2, 2017	IOWA	L	3-6	ESPN
May 28, 2017	vs. ECU	W	6-0	ESPNNews
May 13, 2017	at Tulane	W	4-0	CBS Sports Network
May 2, 2017	at Sam Houston State	L	2-3	ESPN3
March 12, 2017	at Baylor	L	0-5	FOX Sports Southwest
May 29, 2016	vs. UConn	L	2-7	ESPNNews
May 24, 2016	vs. Cincinnati	W	9-1	CBS Sports Network
May 21, 2016	TULANE	L	3-4	CBS Sports Network
May 20, 2016	TULANE	L	4-8	CBS Sports Network
April 24, 2016	South Florida	W	7-5 (5)	CBS Sports Network
April 12, 2016	vs. Texas	W	3-2	ESPN3
March 13, 2016	at Alabama	L	6-7	SEC Network
March 12, 2016	at Alabama	W	3-2	SEC Network
March 11, 2016	at Alabama	W	3-1	SEC Network
Feb. 28, 2016	vs. TCU	L	1-10	MLB Network
Feb. 27, 2016	vs. Arkansas	L	3-12	MLB Network
Feb. 26, 2016	vs. Alabama	L	2-3	MLB Network
May 31, 2015	RICE	L	2-3 (20)	ESPN3
May 31, 2015	LOUISIANA-LAFAYETTE	L	1-2	ESPN3
May 29, 2015	HOUSTON BAPTIST	W	6-4	ESPN3
May 24, 2015	vs. East Carolina	L	1-9	ESPN
May 19, 2015	vs. Cincinnati	W	8-4	CBS Sports Network
May 9, 2015	EAST CAROLINA	L	1-4	CBS Sports Network
May 1, 2015	at Tulane	L	1-3	CBS Sports Network
April 25, 2015	at South Florida	W	9-8	CBS Sports Network
April 7, 2015	at Louisiana-Lafayette	L	5-6	ESPN3
March 31, 2015	at Baylor	W	11-0	FOX Sports Southwest
March 8, 2015	vs. Hawaii	W	8-6	ROOT Sports
March 7, 2015	vs. Texas A&M	L	0-6	ROOT Sports
March 6, 2015	vs. LSU	L	2-4	ROOT Sports
June 7, 2014	at Texas	L	0-3	ESPN
June 6, 2014	at Texas	L	2-4	ESPN2
June 2, 2014	at LSU	W	12-2	ESPN3
June 1, 2014	at LSU	W	5-4 (11)	ESPN3
June 1, 2014	vs. Southeastern La.	W	9-5	ESPN3
May 31, 2014	at LSU	L	1-5	ESPN3
May 30, 2014	vs. Bryant	W	3-2 (10)	ESPN3
May 25, 2014	vs. Louisville	W	10-4	ESPN
March 9, 2014	at UCLA	W	4-3	Pac-12 Network
March 8, 2014	at USC	W	6-1	Pac-12 Network
March 2, 2014	vs. TCU	L	1-2	Comcast SportsNet Hou
March 1, 2014	vs. Texas	L	2-3	Longhorn Network
Feb. 28, 2014	vs. Texas Tech	W	9-0	Comcast SportsNet Hou
April 23, 2013	at Texas	L	0-4	Longhorn Network
April 20, 2013	RICE	L	0-4	Fox Sports Network
March 3, 2013	vs. Cal	L	2-13 (8)	Comcast SportsNet Hou
March 2, 2013	vs. Baylor	W	15-4 (7)	Comcast SportsNet Hou
May 6, 2012	at Rice	L	2-8	Comcast Sports SW
May 5, 2012	at Rice	L	3-4 (10)	Fox Sports Network
May 4, 2012	at Rice	W	11-6	Fox College Sports
March 24, 2012	at Southern Miss	L	2-17 (7)	Comcast Sports SW
March 4, 2012	vs. Texas Tech	L	4-10	ESPN3
March 3, 2012	vs. Arkansas	W	4-1	ESPN3
March 2, 2012	vs. Tennessee	W	7-4	ESPN3
May 8, 2011	RICE	L	2-5	Comcast Sports SW
May 7, 2011	RICE	L	6-12	Comcast Sports SW
May 6, 2011	RICE	L	2-8	Comcast Sports SW
April 29, 2011	at UCF	L	4-6	Comcast Sports SW/ Bright House Net
March 29, 2011	at Rice	L	0-7	Comcast Sports SW
March 27, 2011	at TCU	L	1-9	Comcast Sports SW/The Mtn.

March 26, 2011	at TCU	L	10-16	The Mtn.
March 25, 2011	at TCU	W	7-6	Comcast Sports SW/The Mtn.
March 23, 2011	at Rice	L	2-7	Comcast Sports SW
May 21, 2010	at East Carolina	W	7-6	CBS College Sports
May 18, 2010	RICE	L	5-15	Comcast Sports SW
April 1, 2010	at Rice	L	0-6	Comcast Sports SW
April 2, 2010	at Rice	L	2-11	Comcast Sports SW
May 2, 2009	RICE	L	5-7	CBS College Sports
May 1, 2009	RICE	W	7-4	CBS College Sports
June 2, 2008	at Texas A&M	L	5-13	Fox Sports Network
June 1, 2008	at Texas A&M	W	4-3	Fox Sports Network
June 1, 2008	vs. UIC	W	14-11 (11)	Fox Sports Network
May 25, 2008	vs. Marshall	W	3-2	CBS College Sports
April 12, 2008	TULANE	L	5-7	CBS College Sports
April 11, 2008	TULANE	W	4-3	CBS College Sports
May 17, 2007	SOUTHERN MISS	L	0-6	CSTV
May 4, 2007	EAST CAROLINA	L	1-3	CSTV
April 20, 2007	at Tulane	W	7-0	CSTV
April 13, 2007	RICE	W	5-2	CSTV
May 27, 2006	at Rice	L	5-11	CSTV
April 9, 2006	TULANE	W	6-2	CSTV
May 10, 2005	at Texas A&M	L	6-7	ESPN2
Feb. 27, 2005	at LSU	L	1-8	Jumbo Sports Net
Feb. 27, 2005	at LSU	L	11-5	Jumbo Sports Net
June 9, 2003	at Rice	L	2-5	ESPN
June 8, 2003	at Rice	L	2-10	ESPN2
June 7, 2003	at Rice	W	5-2	ESPN Regional
April 16, 2003	RICE	W	5-1	CSTV
May 26, 2002	vs. East Carolina	L	0-4	Fox Sports Net
Feb. 24, 2002	LSU	W	12-11	Jumbo Sports Net
May 12, 2001	at South Florida	L	9-10	Fox Sports Net
May 21, 2000	vs. Cincinnati	W	7-4 (10)	Fox Sports Net
Feb. 17, 2001	at LSU	L	1-4	College Sports SE
Feb. 17, 2001	at LSU	L	4-9	College Sports SE
May 14, 2000	at Southern Miss	W	7-5	Fox TV
March 7, 2000	TEXAS A&M	L	7-8	KTBU-TV
Feb. 29, 2000	TEXAS	L	5-9	KTBU-TV
Feb. 25, 2000	at LSU	W	10-2	College Sports SE
April 28, 1999	RICE	W	8-3	KNWS-TV
March 16, 1999	RICE	L	2-6	KNWS-TV
May 18, 1997	vs. Charlotte	W	22-7	Fox Sports Net
April 13, 1995	at Baylor	L	2-13	Prime
April 13, 1995	at Baylor	W	2-0	Prime
April 9, 1994	at Texas Tech	L	8-11	HSE
April 9, 1994	at Texas Tech	L	4-11	HSE
April 11, 1990	at Oklahoma State	W	10-4	HSE
April 7, 1990	BAYLOR	W	5-4	HSE
April 7, 1990	BAYLOR	W	3-2	HSE
Feb. 18, 1990	vs. UCF	L	5-12	HSE
March 17, 1985	NOTRE DAME	W	14-4	ESPN

BY NETWORK

AT&T SportsNet SW	0	6	.000	KNWS-TV	1	1	.500
Bright House Network	0	1	.000	KTBU-TV	0	2	.000
CBS Sports Network	9	6	.600	Longhorn Network	1	3	.250
College Sports Southeast	1	2	.333	MLB Network	0	4	.000
Comcast SportsNet Houston	2	2	.500	Pac-12 Network	2	0	1.000
Comcast Sports Southwest	1	11	.083	Prime	1	1	.500
CSTV	4	3	.571	SEC Network	2	2	.500
Eleven Sports	0	1	.000	SEC ROOT Sports	1	2	.333
ESPN	1	2	.333	Space City Home Network	1-2		.333
ESPN2	1	3	.250	The Mtn.	1	2	.333
ESPN3	12	8	.600	31 Networks*	54	82	.397
ESPNNews	1	1	.500	Some games were simulcast			
ESPN Regional	1	0	1.000				
Fox TV	1	0	1.000				
Fox College Sports	1	0	1.000				
Fox Sports Network	5	9	.357				
HSE	3	3	.500				
Jumbo	1	2	.333				



®

BASEBALL

OFFICIAL BALL
NCAA
CHAMPIONSHIP

Rawlings

Rawlings

Rawlings