

UNIVERSITY OF HOUSTON BASKETBALL

ATHLETICS COMMUNICATIONS: 3204 Cullen Blvd. • Suite 2008 • Houston, TX • 77204 • Contact: Jeff Conrad (jconrad@central.uh.edu) O: (713) 743-9410 | C: (713) 557-3841 • UHCougars.com

#3/3 HOUSTON COUGARS (22-3 • 9-3 Big 12)

Oct. 28	UNC PEBROKE (Exhib.)	Big 12 Now/ESPN+	W, 86-47
Nov. 6	ULM	Big 12 Now/ESPN+	W, 84-31
Nov. 11	Texas A&M-Corpus Christi	Big 12 Now/ESPN+	W, 82-50
Nov. 13	STETSON	Big 12 Now/ESPN+	W, 79-48
Shriners Children's Charleston Classic (TD Arena • Charleston, S.C.)			
Nov. 16	vs. Towson	ESPN2	W, 65-49
Nov. 17	vs. Utah	ESPN2	W, 76-66
Nov. 19	vs. Dayton	ESPN	W, 69-55
Nov. 24	MONTANA	Big 12 Now/ESPN+	W, 79-44

BIG EAST-Big 12 Battle

Dec. 1	at Xavier	FS1	W, 66-60
Dec. 6	RICE	Big 12 Now/ESPN+	W, 75-39
Dec. 9	JACKSON STATE	Big 12 Now/ESPN+	W, 89-55

The Halal Guys Showcase (Toyota Center • Houston)

Dec. 16	vs. #rv/rv Texas A&M	ESPN2	W, 70-66
Dec. 21	TEXAS STATE	Big 12 Now/ESPN+	W, 72-37
Dec. 30	PENN	Big 12 Now/ESPN+	W, 81-42

Jan. 6 • WEST VIRGINIA

Jan. 9	* at rv/rv Iowa State	ESPN2	L, 53-57
Jan. 13	* at rv/rv TCU	ESPN	L, 67-68

Jan. 17 • #25/25 TEXAS TECH

Jan. 20	* UCF	Big 12 Now/ESPN+	W, 57-42
---------	-------	------------------	----------

Jan. 23 • #21/19 BYU

Jan. 27	* rv/rv KANSAS STATE	ESPN	W, 74-52
---------	----------------------	------	----------

Jan. 29 • #12/13 Baylor

Jan. 29	* at rv/rv Texas	ESPN	W, 76-72 (OT)
---------	------------------	------	---------------

Feb. 3 • #8/9 Kansas

Feb. 6	* OKLAHOMA STATE	ESPN2	W, 79-63
--------	------------------	-------	----------

Feb. 10 • #10/10 IOWA STATE

Feb. 17	* rv/rv TEXAS	CBS	W, 82-61
---------	---------------	-----	----------

Feb. 19 • #10/10 IOWA STATE

Feb. 24	* at #12/13 Baylor	CBS	11 a.m.
---------	--------------------	-----	---------

Feb. 27 • CINCINNATI

Feb. 27	* CINCINNATI	ESPN2/U	6 p.m.
---------	--------------	---------	--------

March 2 • #25/21 Oklahoma

March 2	* at #25/21 Oklahoma	ESPN2	7 p.m.
---------	----------------------	-------	--------

March 6 • #25/21 Oklahoma

March 6	* at UCF	Big 12 Now/ESPN+	6 p.m.
---------	----------	------------------	--------

Senior Day

March 9 • #6/7 KANSAS

March 9	* #6/7 KANSAS	ESPN	3 p.m.
---------	---------------	------	--------

Phillips 66 Big 12 Championship (T-Mobile Center • Kansas City, Mo.)

March 12-16	vs. TBA	TBA	TBA
-------------	---------	-----	-----

NCAA Tournament First/Second Rounds

March 21-24	vs. TBA	TBA	TBA
-------------	---------	-----	-----

NCAA Tournament Regionals

March 28-31	vs. TBA	TBA	TBA
-------------	---------	-----	-----

NCAA Tournament Final Four (State Farm Stadium • Phoenix)

April 6	vs. TBA	TBA	TBA
---------	---------	-----	-----

NCAA Tournament National Championship (State Farm Stadium • Phoenix)

April 6	vs. TBA	TBA	TBA
---------	---------	-----	-----

Home Games played in Fertitta Center and listed in **BOLD CAPS**
All times are Central and subject to change
Rankings listed as Associated Press/USA TODAY Sports Coaches'
All games can be heard on **950 AM KPRC & Varsity Network app**

#10/10 IOWA STATE CYCLONES (20-5 • 9-3 Big 12) at #3/3 HOUSTON COUGARS (22-3 • 9-3 Big 12)



8 p.m. • Monday, Feb. 19, 2024
Fertitta Center (7,035) • Houston
ESPN

950 AM KPRC • Varsity Network app



#3/3 HOUSTON FACES #10/10 IOWA STATE in BATTLE of BIG 12 LEADERS

• Winners of eight of its last nine games, #3/3 Houston meets #10/10 Iowa State in a battle of Big 12 Conference leaders at 8 p.m., Monday inside Fertitta Center.
• Fans and media should note Monday's 8 p.m., tipoff time and broadcasting network. Game time and network were changed last week from earlier published schedules.
• Houston enters Monday's showdown following an 82-61 win over rv/rv – Texas inside Fertitta Center on Saturday afternoon. The win gave the Cougars their first regular-season series sweep of the Longhorns since the 1992-93 season and extended the team's home winning streak to 19 straight games, tying for the nation's longest active streak.
• Senior guard **LJ Cryer** led all players with 26 points on 9-of-13 shooting, including 6-of-9 from behind the arc while senior point guard **Jamal Shead** flirted with a quadruple-double with 16 points, career-high 11 rebounds, six assists and six steals.

HEADLINES and STORYLINES

• **Head Coach Kelvin Sampson** is in his 10th season at the head of the Cougar bench. Sampson ranks second in school history with 254 wins and is the program's career leader with a .767 winning percentage as a Cougar. Houston's Jan. 27 home win over rv/rv Kansas State inside Fertitta Center was the 750th victory of his career while the Cougars' Feb. 6 road win at Cincinnati was the 1,100th game of his career.

• With 22 wins in 2023-24, **Head Coach Kelvin Sampson** led Houston to the program's school-record ninth straight 20-win season. He is the only coach in program history to lead the Cougars to five, six, seven, eight and nine straight 20-win seasons.

• Houston owns the nation's longest active streak with 79 consecutive weeks in the Associated Press Top 25 as of Feb. 12. The Cougars claimed the top spot after Gonzaga fell out of the Jan. 15 poll.

• Houston is tied for the nation's longest active home winning streak with 19 straight victories inside Fertitta Center. Through games of Feb. 18, the Cougars are tied with San Diego State.

• Since 2017-18, Houston ranks as the nation's second-winningest team with a 198-37 record (through Feb. 17 games). Only Gonzaga with a 206-28 record stands higher. Houston owns the nation's highest win totals over the last 2+ (87) and 3+ seasons (115).

• Senior point guard **Jamal Shead** and senior guard **LJ Cryer** were named to the Jersey Mike's Naismith Trophy Player of the Year Midseason Team. Houston was one of only four schools in the nation with multiple players on the team.

• Senior point guard **Jamal Shead** is one of only two student-athletes ranked among the nation's Top-25 individual leaders in assists per game (5.8, 25th), steals per game (2.28, 17th) AND assist-turnover ratio (3.00, 24th) through games of Feb. 17.

• In Saturday's win over rv/rv – Texas, senior point guard **Jamal Shead** became the only student-athlete in program history to record 100+ wins, 1,100+ points, 600+ assists and 200+ steals during his career. Shead moved past the 600-assist and 200-steal marks against the Longhorns.

• Senior forward **Jamal Roberts** and senior point guard **Jamal Shead** each competed in the 100th wins of their Houston careers earlier this season. Roberts reached that milestone in the Jan. 17 win over #25/25 Texas Tech while Shead hit his total in Houston's Dec. 21 win against Texas State inside Fertitta Center. They became only the fourth and fifth Cougars in school history to reach triple-digit victories.

SETTING the SCENE

Television: ESPN
Jon Sciammi (PxP)
Fran Fraschilla (analyst)
Kris Budden (analyst)

Radio: 950 AM KPRC /
Varsity Network app
Jeremy Branham (PxP)
Elvin Hayes (analyst)
Pregame show begins at 7:45 p.m.

Series vs. ISU: Iowa State leads 4-3
Second of two regular-season meetings in 2023-24

Iowa State won last two, three of last four
Iowa State won last, 57-53
Hilton Coliseum • Ames, Iowa
Jan. 9, 2024

Series tied 1-1 in Houston
Iowa State won last in Houston

Iowa State won last in Houston, 71-67
Hofheinz Pavilion (Dec. 28, 2008)
First meeting in Fertitta Center

Houston Head Coach: Kelvin Sampson

(UNC Pembroke '78)

Career Record: 754-347 (35th year)

Houston Record: 254-77 (10th year)

vs. ISU: 9-7

(0-1 with Houston; 9-6 with Oklahoma)

vs. T.J. Otzelberger: 0-1

(0-1 with Houston)

ISU Head Coach: T.J. Otzelberger

(Wisconsin-Whitewater '01)

Career Record: 202-172 (12th yr.)

UT Record: 39-16 (2nd yr.)

vs. Houston: 1-0

(1-0 with Iowa State)

vs. Kelvin Sampson: 1-0

(1-0 with Iowa State)

Up Next

* at #12/13 Baylor

11 a.m. • Saturday, Feb. 24

Foster Pavilion • Waco, Texas

CBS

950 AM KPRC | Varsity Network app

X f @UHCougarMBK

#ForTheCity

#GoCoogs

THE KELVIN SAMPSON RADIO SHOW

J Bar M Barbecue • 2201 Leeland St. 7 p.m. • Throughout Big 12 season

Head Coach Kelvin Sampson holds his weekly radio show inside J Bar M Barbecue (2201 Leeland St., Houston, 77003).

Hosted by **Jeremy Branham**, the show airs from 7 to 8 p.m., during the Big 12 Conference season.

Each week, Coach Sampson and Jeremy discuss the latest news about Houston Basketball, the Big 12 Conference, the NCAA and more. Student-athlete and coaching and support staff guests also



Join Coach and Jeremy on shows.

Fans can tune in to 950 AM

KPRC or listen via the Varsity

Network app.

Fans can participate by

tweeting questions to @UHCougarMBK.

Tue., Jan. 2	Mon., Feb. 12
Wed., Jan. 10	Tue., Feb. 20
Mon., Jan. 15	Wed., Feb. 28
Wed., Jan. 24	Mon., March 4
Tue., Jan. 30	Mon., March 11
Wed., Feb. 7	Mon., March 18

HOUSTON COUGARS at a GLANCE (starters based on last game)

PROBABLE STARTERS	Pos.	Ht.	Wt.	Cl.-Exp.	Hometown	G-GS	PPG	RPG	Other
1 Jamal Shead	G	6-1	200	*Sr.-3L	Manor, Texas	25-25	12.8	3.9	5.8 apg
4 L.J. Cryer	G	6-1	200	*Sr.-TR	Katy, Texas	25-25	15.3	2.5	3.0 3FG/g
21 Emanuel Sharp	G	6-3	205	r-Sr.-1L	Tampa, Fla.	25-21	12.3	4.0	83.9 FT%
13 J'Wan Roberts	F	6-7	235	*r-Sr.-3L	St. Thomas, U.S. Virgin Islands	24-24	9.1	7.1	2.9 orpg
5 Ja'Vier Francis	F	6-8	240	Jr.-2L	New Orleans, La.	25-25	6.0	5.4	1.4 bpg

RESERVES	Pos.	Ht.	Wt.	Cl.-Exp.	Hometown	G-GS	PPG	RPG	Other
25 Joseph Tugler	F	6-7	230	Fr.-HS	Houston, Texas	25-1	3.9	4.3	55.7 FG%
11 Damian Dunn	G	6-5	205	*r-Sr.-TR	Kinston, N.C.	25-4	6.7	5.7	0.8 spg
3 Ramon Walker Jr.	G	6-4	210	Jr.-2L	Pearland, Texas	23-0	2.0	3.0	1.1 orpg
8 Mylik Wilson	G	6-2	175	*r-Sr.-RS	Rayville, La.	24-0	3.9	2.8	1.0 spg
2 Cedric Lath	G	6-9	265	r-Fr.-RS	Abidjan, Ivory Coast	16-0	0.2	0.4	0.4 orpg
20 Ryan Elvin	G	6-1	170	*Sr.-SQ	Round Rock, Texas	15-0	0.4	0.1	0.1 apg
23 Terrance Arceneaux	G	6-5	205	So.-1L	Beaumont, Texas	11-0	5.5	4.5	0.9 spg
12 Jacob McFarland	C	6-10	210	Fr.-HS	Moreno Valley, Calif.	Has not played			Expected to redshirt
15 Kordelius Jefferson	G	6-1	200	Fr.-HS	Arlington, Texas	Has not played			Expected to redshirt

* – eligible for extra COVID year following senior season

QUICK FACTS

GENERAL INFORMATION

Location:	Houston, Texas
Founded:	1927
Enrollment:	46,700
Nickname:	Cougars
Colors:	Scarlet (PMS 186) and White
Arena (capacity):	Fertitta Center (7,035)
Court Name:	Penick Court
Affiliation:	NCAA Division I
Conference:	Big 12
President/Chancellor:	Dr. Renu Khator
Vice President for Athletics:	Chris Pezman
NCAA Faculty Representative:	Dr. Catherine Horn
Department of Athletics Phone:	(713) 743-9969
Athletics Ticket Office Phone:	(713) Go-Coogs (462-6647)

COACHING STAFF

Head Coach:	Kelvin Sampson (UNC Pembroke '78)
Record at Houston:	254-77 (10th yr.)
Career Record:	754-347 (35th yr.)
Assistant Coaches:	Kellen Sampson, Quannas White, K.C. Beard

SUPPORT STAFF

Special Assistant to the Head Coach:	Hollis Price
Director of Operations & Basketball Strategy:	Bobby Champagne
Director of Operations:	Lauren Sampson
Director of Player Development:	Anthony Goldwire
Video Coordinator:	Matthew McDonald
Associate AD for Sports Medicine:	John Houston
Director of Sports Performance:	Alan Bishop
Director of Program Strategy & Player Relations:	Bilal Batley
Associate Director of Operations:	Daniel Hixon
Assistant Director of Sports Performance:	Bryan Clarke
Internal Operations:	Kellen Hutchinson, Miles Lester
Student Managers:	Jonathan Lored, Matthew Criswell, Carson Calhoun, Blaise Dupre, Ben Still, Ciarra Merchant, Cameron Simmons, Daniela Perdomo, Trey Hill, Jesiah James, Edward Johnson, Henry Kolassa, Kendal White

TEAM INFORMATION

2022-23 Record:	33-4
2022-23 American Finish:	17-1 (Champions)
2022-23 American Championship Finish:	2-1 (Finalist)
Starters Returning/Lost:	2/3
Lettermen Returning/Lost:	6/4
Newcomers:	4
Returning Scoring:	46.3% (1,283 of 2,770 pts.)
Returning Rebounding:	56.8% (819 of 1,441 rebs.)
Returning Assists:	53.1% (289 of 544 asts.)

FERTITTA CENTER

Capacity:	7,035
Record:	90-6 (.938)
Current Streak:	Win, 19 games (since Jan. 28, 2023)
First Game:	W, 65-61, vs. #18/21 Oregon (Dec. 1, 2018)
Attendance:	598,325 (6,233 avg.)
Renovation Cost:	\$60 million
Architects:	PGAI and AECOM
Project Manager:	Turner Construction

HISTORY

First Season:	1946
All-Time Record:	1,425-880 (.618)
NCAA Tournament Appearances / Last:	24 / 2023
Postseason Record:	43-42 (.506)
National Championship Appearances:	2 (1984, 1983)
Final Four Appearances:	6 (2021, 1984, 1983, 1982, 1968, 1967)
Elite Eight Appearances:	7 (2022, 2021, 1984, 1983, 1982, 1968, 1967)
Sweet 16 Appearances:	15 (2023, 2022, 2021, 2019, 1983, 1983, 1982, 1971, 1970, 1968, 1967, 1966, 1965, 1961, 1956)
Last NCAA Appearance:	2023 NCAA Tournament (lost to #16/15 (S) Miami (Fla.), Sweet 16, 89-75 (March 24, 2023))
Conference Regular-Season Championships / Last:	11 (2022-23)
Conference Tournament Championships / Last:	8 (2022)
NIT Appearances:	11 (2017, 2016, 2006, 2005, 2002, 1993, 1991, 1988, 1985, 1977, 1962)
Last NIT Appearance:	2017 (lost to Akron, First Round)

ATHLETICS COMMUNICATIONS

Assistant AD / Primary Basketball Contact:	Jeff Conrad
Office / Cell Phone:	(713) 743-9410 / (713) 557-3841
Email:	jaconrad@central.uh.edu

2023-24 HOUSTON COUGARS

No.	Name	Pos.	Ht.	Wt.	Cl.-Exp.	Hometown-High School (Last School)
1	Jamal Shead	G	6-1	200	* Sr.-3L	Manor, Texas-Manor
2	Cedric Lath	C	6-9	265	r-Fr.-RS	Abidjan, Ivory Coast-Balboa School [San Diego, Calif.]
3	Ramon Walker Jr.	G	6-4	210	Jr.-2L	Pearland, Texas-Shadow Creek
4	L.J. Cryer	G	6-1	200	* Sr.-TR	Katy, Texas-Morton Ranch (Baylor)
5	Ja'Vier Francis	F	6-8	240	Jr.-2L	New Orleans, La.-Montverde Academy [Fla.]
8	Mylik Wilson	G	6-2	175	* r-Sr.-RS	Rayville, La.-Rayville (Texas Tech/Louisiana)
11	Damian Dunn	G	6-5	205	* r-Sr.-TR	Kinston, N.C.-Meadowcreek [Ga.] (Temple)
12	Jacob McFarland	C	6-10	210	Fr.-HS	Moreno Valley, Calif.-Rancho Verde
13	J'Wan Roberts	F	6-7	235	* r-Sr.-3L	St. Thomas, U.S. Virgin Islands-Shoemaker [Killeen, Texas]
15	Kordelius Jefferson	G	6-1	200	Fr.-HS	Arlington, Texas-James Martin
20	Ryan Elvin	G	6-1	170	* Sr.-SQ	Round Rock, Texas-Cedar Ridge
21	Emanuel Sharp	G	6-3	205	r-So.-1L	Tampa, Fla.-Bishop McLaughlin Catholic School
23	Terrance Arceneaux	G	6-5	205	So.-1L	Beaumont, Texas-Beaumont United
25	Joseph Tugler	F	6-7	230	Fr.-HS	Houston, Texas-Cypress Falls

* - eligible for extra year due to COVID-19 pandemic

COACHING STAFF

Head Coach:	Kelvin Sampson (UNC Pembroke '78), 10th season
Assistant Coach:	Kellen Sampson (Oklahoma '07), 10th season
Associate Head Coach:	Quannas White (Oklahoma '06), 6th season
Assistant Coach:	K.C. Beard (Boise State '08), 2nd season as asst. coach (10th season overall)

SUPPORT STAFF

Special Assistant to the Head Coach:	Hollis Price (Oklahoma '11), 10th season (overall)
Director of Operations & Basketball Strategy:	Bobby Champagne (South Alabama '90)
Director of Operations:	Lauren Sampson (Oklahoma '04)
Director of Player Development:	Anthony Goldwire (Houston '20)
Video Coordinator:	Matthew McDonald (Houston '19)
Associate AD for Sports Medicine:	John Houston (Texas Tech '91)
Director of Sports Performance:	Alan Bishop (Utah State '09)
Director of Program Strategy & Player Relations:	Bilal Batley (Oklahoma '07)
Associate Director of Operations:	Daniel Hixon (Houston '19)
Assistant Director of Sports Performance:	Bryan Clarke (Texas Southern '19)
Internal Operations:	Kellen Hutchinson (Houston '23), Miles Lester (Wake Forest '22)
Student Managers:	Jonathan Lored, Matthew Criswell, Carson Calhoun, Blaise Dupre, Ben Still, Ciarra Merchant, Cameron Simmons, Daniela Perdomo, Trey Hill, Jesiah James, Edward Johnson, Henry Kolassa, Kendal White

PRONUNCIATION GUIDE

Names	
TERRANCE ARCEAUX	Tair-Ents Ar-Suh-No
Bobby CHAMPAGNE	Sham-Pain
L.J. CRYER	Cry-Er
DAMIAN Dunn	Day-Me-Un Done
Ja'VIER Francis	Jay-Vee-Ur
KORDELIUS Jefferson	Kor-Dell-E-Us
CEDRIC LATH	Said-Rick Lot
Jacob McFARLAND	Mick-Far-Land
J'WAN Roberts	Juh-Wahn
EMANUEL Sharp	E-Man-You-Ell
JAMAL SHEAD	Juh-Mall Shed
Joseph TUGLER	Tug-Lur
QUANNAS White	Kwah-Nus
MYLIK Wilson	Muh-Leek

Hometowns	
ABIDJAN, Ivory Coast	Ah-Buh-Jahn
BEAUMONT, Texas	Bo-Mont
MANOR, Texas	May-Nor
MORENO Valley, Calif.	More-A-No
PEARLAND, Texas	Pair-Land



HOUSTON x JORDAN BRAND

- In April 2018, the Cougars became the seventh school to be selected to join the Jordan Brand family.
- Houston is one of 12 schools to wear the Jumpman logo, joining North Carolina, Michigan, Oklahoma, Florida, Georgetown, Marquette, San Diego State, UCLA, Morehouse, Howard and Cincinnati.
- In December 2020, Houston Women's Basketball joined the Jumpman roster.

UP NEXT

- Following Monday's game, the Cougars take on #13/13 Baylor at 11 a.m., Saturday, Feb. 24, in Waco, Texas. That game will air on CBS.
- Houston then meets Cincinnati for the second time this season at 6 p.m., Tuesday, Feb. 27, inside Fertitta Center in Houston. That game will air on ESPN2 or ESPNU.
- From there, the Cougars meet Cincinnati for the second time this season at 6 p.m., Tuesday, Feb. 27, inside Fertitta Center. That game will air on ESPN2 or ESPNU.
- All Houston Men's Basketball games can be heard on 950 AM KPRC and the Varsity Network app.



HOUSTON JOINS BIG 12

- The University of Houston Athletics Department officially entered a new era when it joined the Big 12 Conference on July 1, 2023.
- Cougars joined with BYU, Cincinnati and UCF to become part of the league... Will compete against Big 12 members Baylor, Iowa State, Kansas, Kansas State, Oklahoma State, TCU, Texas Tech and West Virginia.
- On Sept. 9, 2021, the University of Houston accepted an invitation to join the league.

TEAM COMPARISON

Category	UH	ISU
Associated Press (as of Feb. 12)	#3	#10
USA TODAY Sports Coaches (as of Feb. 12)	#3	#10
NET ranking (through Feb. 17)	#1	#8
KenPom (through Feb. 17)	1st (+32.40)	9th (+23.99)
Offensive Efficiency	16th (118.5)	41st (118.4)
Defensive Efficiency	1st (86.1)	3rd (90.9)
ESPN BPI (through Feb. 17)	1st (22.7)	8th (16.8)
Overall Record	22-3	20-5
Big 12 Record	9-3 (t-1st)	9-3 (t-1st)
Points	73.9	78.7
Opp. Points	55.0	62.5
Scoring Margin	+19.0	+16.2
Rebounds	39.9	34.6
Opp. Rebounds	32.8	32.4
Rebounding Margin	+7.0	+2.2
Field Goal Pct.	43.4	47.6
Opp. Field Goal Pct.	37.2	40.5
3-Point Pct.	34.6	35.3
Opp. 3-Point Pct.	28.8	33.6
3-Point FG per game	7.6	6.6
Free Throw Pct.	67.7	69.4
Opp. Free Throw Pct.	64.5	71.9
Free Throws Made per Game	12.5	15.5
Personal Fouls	18.0	16.4
Assists	13.0	16.6
Turnovers	8.7	10.7
Turnovers Forced	16.0	18.0
Turnover Margin	+7.4	+7.3
Assist/Turnover Ratio	1.5	1.5
Blocked Shots	5.0	3.0
Steals	10.0	10.7

NET NOTES

- Through games of Feb. 17, Houston stood at #1 in the NET rankings released by the NCAA. Texas was at #8 in the rankings.
- Ranking system relies on game results, strength of schedule, game location, scoring margin, net offensive and defensive efficiency and qualities of wins and losses.
- Using the quadrant system, the quality of wins and losses will be organized based on game location and the opponent's NET ranking.
- Quadrant 1: Home 1-30 | Neutral 1-50 | Away 1-75
- Quadrant 2: Home 31-75 | Neutral 51-100 | Away 76-135
- Quadrant 3: Home 76-160 | Neutral 101-200 | Away 135-240
- Quadrant 4: Home 161-353 | Neutral 201-353 | Away 241-353
- Replaced RPI as primary sorting tool for evaluating teams.
- Approved in July 2019 after consultation with Division I Men's Basketball Committee, National Association of Basketball Coaches, top basketball analytics and Google Cloud Professional Services.

NCAA NET QUADRANT 1 WINS through games of Feb. 17, 2024

Rk. No.	School	Quad 1 Record
t1. 9	Purdue	9-2
	UConn	9-2
3. 8	Houston	8-3
4.	Arizona	7-3
t5.	Baylor	6-4
	Iowa State	6-4
	Kansas	6-4
	Marquette	6-5
	Texas A&M	6-5
	Wisconsin	6-6
t11.	Duke	5-2
	Nevada	5-3
	Creighton	5-4
	North Carolina	5-4
	Boise State	5-5
	San Diego State	5-6
	Tennessee	5-5
t18.	Saint Mary's (Calif.)	4-2
	Washington State	4-3
	Clemson	4-3
	UNLV	4-4
	Colorado State	4-5
	Illinois	4-5
	Northwestern	4-5
	Seton Hall	4-5
	Texas Tech	4-6
	Providence	4-6
	Texas	4-7
	Butler	4-9
t22. 3	21 schools tied at	

WITH A WIN...

- Houston moves to 23-3 overall in 2023-24. The Cougars also improve to 10-3 in the Big 12.
- The Cougars move to 1,426-880 in their history in school history.
- Houston records the 20th 23-win season in school history and the seventh straight under **Head Coach Kelvin Sampson**.
- Houston improves to 345-76 when competing as a ranked team.
- Houston improves to 4-4 against Iowa State in the series history. The Cougars also snap a three-game losing streak game against the Cyclones.
- The Cougars move to 2-1 against Iowa State in home games in Houston. Houston also moves to 2-1 against the Cyclones in Houston and improves to 1-0 against Iowa State inside Fertitta Center.
- Houston improves to 1-1 as a ranked (AP) team when facing Iowa State.
- **Head Coach Kelvin Sampson** improves to 755-347 in his career and 255-77 in his Houston tenure.
- Sampson moves into a tie with Henry Iba for 22nd in NCAA history (among coaches with 10+ years at NCAA Division I level) with 755 career wins.
- Sampson improves to 10-7 against Iowa State during his career.
- Sampson moves to 1-1 against Iowa State Head Coach T.J. Otzelberger during their careers.

HOUSTON in NATIONAL POLLS

- Houston stood at #3 in both the Associated Press (1,386 points) and the *USA TODAY Sports* Coaches (722) polls, as of Feb. 12.
- With the Feb. 19 rankings, Houston was ranked in the AP Top 25 for the 225th time in program history.
- With the Feb. 19 rankings, Houston owns the nation's longest active streak of being ranked at 80 consecutive weeks. Gonzaga previously held the honor at 143 straight weeks before falling out of the Jan. 15 poll.
- As of Feb. 12, this was the fifth week in which Houston was ranked at #3 (AP) during the 2023-24 season. The Cougars previously checked in at #3 during the Dec. 4, 2023; Dec. 18, 2023; Dec. 25, 2023 and Feb. 1.

Record when Ranked: With its Feb. 17 win over rv/- Texas, Houston is 345-76 when playing as a ranked team in program history.

at #3: Houston is 26-3 when competing as the #3 (AP) team during its history.

KENPOM.COM TOP 20 in BOTH OFFENSIVE & DEFENSIVE EFFICIENCIES through games of Feb. 17, 2024

School	OFF.	Rk.	DEF.	Rk.
Houston	118.5	16th	86.1	1st
Arizona	123.0	6th	94.5	15th
Purdue	125.5	2nd	95.0	19th
UConn	124.6	3rd	94.0	11th
Tennessee	118.9	14th	92.2	5th

team has faced Iowa State inside Fertitta Center.

in Top 10: With the Feb. 19 rankings, the Cougars have appeared in the AP Top 10 for 35 consecutive weeks.

- That total set a record for the longest streak in the AP Top 10 in Houston history. It moved past the previous high of 33 consecutive weeks by the 1966-69 teams.

Weekly Streaks: With their Feb. 19 rankings, the Cougars extended their school record with their 80th consecutive week ranked among the AP Top 25. The previous mark was 35 straight weeks in the poll from 1967 to 1969.

- The Cougars have appeared in every AP Top 25 poll since Jan. 20, 2020 and own the nation's longest active streak.

KELVIN SAMPSON vs. IOWA STATE (9-7)

**Houston 0-1 • Oklahoma 9-6
6-1 Home • 3-5 Road • 0-1 Neutral**

with Houston (0-1)

Jan. 9, 2023 L 53-57 Ames, Iowa

with Oklahoma (9-6)

Feb. 18, 2006 W 83-82 Norman, Okla.

Jan. 29, 2005 L 66-74 Ames, Iowa

Feb. 4, 2004 W 75-48 Norman, Okla.

Jan. 18, 2003 W 70-60 Ames, Iowa

Feb. 26, 2002 W 89-75 Norman, Okla.

Jan. 6, 2001 L 80-100 Ames, Iowa

Big 12 Tournament

March 12, 2000 L 58-70 Kansas City, Mo.

Jan. 22, 2000 W 80-75(20T) Norman, Okla.

Jan. 3, 1999 W 56-52 Ames, Iowa

Jan. 21, 1998 W 64-63 Norman, Okla.

Jan. 11, 1997 L 55-82 Ames, Iowa

Feb. 14, 1996 L 58-70 Norman, Okla.

Jan. 27, 1996 L 61-67 Ames, Iowa

March 1, 1995 W 71-68 Ames, Iowa

Feb. 1, 1995 W 79-78 Norman, Okla.

KELVIN SAMPSON vs. T.J. OTZELBERGER (0-1)

0-0 Home • 0-1 Road

Sampson (Houston) v. Otzelberger (Iowa State)

Jan. 9, 2023 L 53-57 Ames, Iowa

HOUSTON'S RECORD ...

Category	2023-24 Record	Pct.	Sampson Era Record	Pct.
All Games	22-3	.880	254-77	.767
Conference Games	9-3	.750	126-47	.728
Big 12 Games	9-3	.750	9-3	.750
American Games	---	---	117-44	.727
Non-Conference Games	13-0	1.000	128-30	.810
Postseason Games	0-0	.000	24-13	.649
Home Games	14-0	1.000	147-22	.870
Away Games	4-3	.571	63-41	.606
Neutral Site Games	4-0	1.000	44-14	.759
vs. Ranked Opponents	2-1	.667	17-18	.486
vs. Unranked Opponents	20-2	.909	237-59	.801
Winning Opening Tip	15-2	.882	159-33	.828
Opp. Wins Opening Tip	7-1	.875	95-44	.683
Scoring First	16-1	.941	170-27	.863
Opp. Scores First	6-2	.750	84-51	.622
Leading at Halftime	21-1	.955	219-28	.887
Trailing at Halftime	1-2	.333	33-46	.418
Tied at Halftime	0-0	.000	2-3	.400
Leading With 5:00 Remaining	22-0	1.000	238-16	.937
Trailing With 5:00 Remaining	0-3	.000	11-58	.159
Tied With 5:00 Remaining	0-0	.000	5-3	.625
in Overtime	0-0	.000	5-5	.500
Shooting 40+ Percent	19-1	.950	213-32	.869
Shooting 35-39.99 Percent	1-2	.333	30-29	.508
Shooting <35 Percent	2-0	1.000	11-16	.407
Opp. Shoots 40+ Percent	7-2	.778	80-68	.541
Opp. Shoots 35-39.99 Percent	6-1	.857	78-5	.940
Opp. Shoots <35 Percent	9-0	1.000	96-4	.960
More 3-Pointers than Opp.	16-2	.889	169-36	.824
Fewer 3-Pointers than Opp.	4-0	1.000	60-34	.638
Equal 3-Pointers as Opp.	3-0	1.000	25-7	.781
More Free Throws than Opp.	11-0	1.000	130-15	.897
Fewer Free Throws than Opp.	12-2	.857	112-61	.647
Equal Free Throws as Opp.	0-0	.000	12-1	.923
More Rebounds than Opp.	19-2	.905	209-33	.864
Fewer Rebounds than Opp.	2-1	.667	39-40	.494
Equal Rebounds as Opp.	1-0	1.000	6-4	.600
More Assists than Opp.	17-0	1.000	196-22	.899
Fewer Assists than Opp.	5-3	.625	44-49	.473
Equal Assists than Opp.	0-0	.000	14-6	.700
More Turnovers than Opp.	0-1	.000	67-32	.677
Fewer Turnovers than Opp.	20-2	.909	172-41	.808
Equal Turnovers than Opp.	2-0	1.000	15-4	.789
Scoring 100+ Pts.	0-0	.000	10-0	1.000
Scoring 90-99 Pts.	0-0	.000	20-0	1.000
Scoring 80-89 Pts.	6-0	1.000	64-4	.941
Scoring 70-79 Pts.	11-0	1.000	100-14	.877
Scoring 60-69 Pts.	3-2	.600	54-32	.628
Scoring <60 Pts.	1-1	.500	5-27	.156
Allowing 100+ Pts.	0-0	.000	0-0	.000
Allowing 90-99 Pts.	0-0	.000	3-1	.750
Allowing 80-89 Pts.	0-0	.000	3-15	.167
Allowing 70-79 Pts.	1-1	.500	27-27	.500
Allowing 60-69 Pts.	7-1	.875	80-26	.755
Allowing <60 Pts.	14-1	.933	141-8	.946
Games Decided By 1-3 Pts.	0-1	.000	17-24	.415
Games Decided By 4-6 Pts.	4-1	.800	29-15	.659
Games Decided By 7-10 Pts.	2-0	1.000	34-15	.694
Games Decided By 11+ Pts.	16-1	.941	174-23	.883
November	7-0	1.000	47-6	.887
December	6-0	1.000	62-13	.827
January	6-2	.750	55-23	.705
February	3-1	.750	50-18	.735
March	0-0	.000	40-16	.714
April	0-0	.000	0-1	.000
in White Houston Uniforms	13-0	1.000	124-27	.821
in White Cougars Uniforms	2-0	1.000	19-2	.905
in White Throwback Uniforms	1-0	1.000	9-1	.900
in Red Houston Uniforms	3-1	.750	45-33	.577
in Red Script Uniforms	0-0	.000	3-2	.600
in Black Houston Uniforms	0-1	.000	24-8	.750
in Black Cougars Uniforms	3-1	.750	15-3	.833
in Grey Uniforms	0-0	.000	15-1	.929



2023-24 STANDINGS

through games of Feb. 16, 2024

TEAM	BIG 12 GAMES			ALL GAMES		
	W	L	Pct.	W	L	Pct.
Houston	9	3	.750	22	3	.880
Iowa State	9	3	.750	20	5	.833
Baylor	8	4	.667	19	6	.760
Kansas	8	5	.615	20	6	.769
Texas Tech	7	5	.583	18	7	.720
TCU	6	5	.545	17	7	.708
BYU	6	6	.500	18	7	.720
Oklahoma	6	7	.462	18	8	.692
Kansas State	5	6	.455	15	9	.625
Texas	5	7	.417	16	9	.760
Cincinnati	5	7	.417	16	9	.640
UCF	4	8	.333	13	11	.542
West Virginia	3	9	.250	8	17	.320
Oklahoma State	3	9	.250	11	14	.440

UPCOMING GAMES

Mon., Feb. 19	* Iowa State at Houston	8 p.m.	ESPN
	* Kansas State at Texas	8 p.m.	ESPN
Tue., Feb. 20	* UCF at West Virginia	6 p.m.	ESPN2/U
	* TCU at Texas Tech	8 p.m.	ESPN2/U
	* Baylor at BYU	8 p.m.	ESPN2/U
Wed., Feb. 21	* Oklahoma State at Cincinnati	6 p.m.	ESPN2/U
Sat., Feb. 24	* Houston at Baylor	11 a.m.	CBS
	* West Virginia at Iowa State	1 p.m.	ESPN/2
	* BYU at Kansas State	1 p.m.	ESPN/2
	* Cincinnati at TCU	2 p.m.	ESPN/2
	* Oklahoma at Oklahoma State	3 p.m.	ESPN/2
	* Texas Tech at UCF	3 p.m.	ESPN/2
	* Texas at Kansas	5 p.m.	ESPN
Mon., Feb. 26	* West Virginia at Kansas State	6 p.m.	ESPN/2
	* Baylor at TCU	8 p.m.	ESPN
Tue., Feb. 27	* Cincinnati at Houston	6 p.m.	ESPN2/U
	* BYU at Kansas	7 p.m.	ESPN/2
	* Texas at Texas Tech	8 p.m.	ESPN2/U
Sat., March 2	* Houston at Oklahoma	7 p.m.	ESPN2
	* Kansas at Baylor	11 a.m.	ESPN
	* Oklahoma State at Texas	1 p.m.	ESPN/2
	* Iowa State at UCF	3 p.m.	ESPN/2
	* Texas Tech at West Virginia	5 p.m.	ESPN2/U
	* K-State at Cincinnati	6 p.m.	ESPN/2
	* TCU at BYU	8 p.m.	ESPN/2
Tue., March 5	* Cincinnati at Oklahoma	7 p.m.	ESPN/2
	* Texas Tech at Oklahoma State	7 p.m.	ESPN/2
	* K-State at Kansas	8 p.m.	ESPN/2
Wed., March 6	* Houston at UCF	6 p.m.	ESPN2
	* BYU at Iowa State	7 p.m.	ESPN/2
	* TCU at West Virginia	8 p.m.	ESPN2/U

RECENT GAMES

Sat., Feb. 17	* at Houston 81, Houston 62
	* at Iowa State 82, Texas Tech 74
	* TCU 75, at Kansas State 72
	* at Oklahoma State 93, BYU 83
	* Kansas 67, at Oklahoma 57
	* Cincinnati 76, at UCF 74
	* Baylor 94, at West Virginia 81
Tue., Feb. 13	* Iowa State 68, at Cincinnati 59
	* at BYU 90, UCF 88
	* at Baylor 79, Oklahoma 62
Mon., Feb. 12	* at TCU 81, West Virginia 65
	* at Texas Tech 79, Kansas 50
Sat., Feb. 10	* Houston 67, at Cincinnati 62
	* at Iowa State 71, TCU 59
	* at Texas 94, West Virginia 58
	* at Texas Tech 66, UCF 59
	* at Kansas 64, Kansas 61
	* at Oklahoma 66, Oklahoma State 59
	* at BYU 72, Kansas State 66
Tue., Feb. 6	* at Houston 79, Oklahoma State 63
	* Iowa State 70, at Texas 65
	* at Oklahoma 82, BYU 66
	* at Baylor 79, Texas Tech 73
Mon., Feb. 5	* at Kansas State 75, Kansas 70 (OT)
Sat., Feb. 3	* at Kansas 78, Houston 65
	* at Oklahoma State 75, Kansas State 72
	* Texas 77, at TCU 66
	* at UCF 74, Oklahoma 63
	* Cincinnati 75, at Texas Tech 72
	* BYU 86, at West Virginia 73
	* at Baylor 70, Iowa State 68
Wed., Jan. 31	* Baylor 77, at UCF 69
	* at West Virginia 69, Cincinnati 65
Tue., Jan. 30	* at TCU 85, Texas Tech 78
	* Oklahoma 73, at Kansas State 53
	* at Kansas 83, Oklahoma State 54
Mon., Jan. 29	* Houston 76, at Texas 72 (OT)

30-WIN TEAMS (6)

Rk.	No.	Record	Year	Head Coach	Postseason
t1.	33	33-4	2022-23	Kelvin Sampson	NCAA Sweet 16
		33-4	2018-19	Kelvin Sampson	NCAA Sweet 16
t3.	32	32-6	2021-22	Kelvin Sampson	NCAA Elite Eight
		32-5	1983-84	Guy V. Lewis	NCAA National Runner-Up
t5.	31	31-3	1982-83	Guy V. Lewis	NCAA National Runner-Up
		31-2	1967-68	Guy V. Lewis	NCAA Final Four

20-WIN TEAMS (30)

t7.	29	29-8	1976-77	Guy V. Lewis	NIT Runner-Up
8.	28	28-4	2020-21	Kelvin Sampson	NCAA Final Four
t9.	27	27-8	2017-18	Kelvin Sampson	NCAA Second Round
		27-4	1966-67	Guy V. Lewis	NCAA Final Four
t11.	25	25-6	1991-92	Pat Foster	NCAA First Round
		25-8	1989-90	Pat Foster	NCAA First Round
		25-8	1981-82	Guy V. Lewis	NCAA Final Four
		25-8	1977-78	Guy V. Lewis	NCAA First Round
		25-5	1969-70	Guy V. Lewis	NCAA Second Round
16.	24	24-10	2007-08	Tom Penders	CBI Semifinals
t17.	23	23-8	2019-20	Kelvin Sampson	None - COVID-19
		23-4	1972-73	Guy V. Lewis	NCAA First Round
		23-6	1965-66	Guy V. Lewis	NCAA Second Round
t20.	22	22-3	2023-24	Kelvin Sampson	TBA
t20.	22	22-10	2015-16	Kelvin Sampson	NIT First Round
		22-7	1970-71	Guy V. Lewis	NCAA Second Round
t23.	21	21-11	2016-17	Kelvin Sampson	NIT First Round
		21-12	2008-09	Tom Penders	CBI First Round
		21-10	2005-06	Tom Penders	NIT Second Round
		21-9	1992-93	Pat Foster	NIT First Round
		21-9	1980-81	Guy V. Lewis	NIT First Round
		21-6	1961-62	Guy V. Lewis	NIT Quarterfinals
t29.	20	20-13	2012-13	James Dickey	CBI Quarterfinals
		20-7	1971-72	Guy V. Lewis	NCAA First Round

ABOUT IOWA STATE

- Iowa State brings a 20-5 overall record and 9-63 Big 12 mark into Monday's game inside Fertitta Center.
- The Cyclones are ranked at #10 in the Associated Press and the USA TODAY Sports Coaches polls as of Feb. 12.
- Iowa State is tied with Houston for first in the latest league standings.
- The Cyclones are 4-3 in road games and 5-5 in non-home games during the 2023-24 season.
- Iowa State has won its last four games and seven of its last eight. Only a 70-68 loss at Baylor on Feb. 3 prevents a longer streak.
- In its most recent action, Iowa State claimed an 82-74 win over Texas Tech in Ames, Iowa on Saturday afternoon.
- Against Texas Tech, guard Keshon Gilbert led all players with 24 points, four 3-pointers, eight rebounds and five assists while Curtis Jones came off the bench to score 12 points with three rebounds and two assists. Forward Robert Jones, forward Milan Momcilovic and guard Tamin Lipsey each finished with 10 points with Jones grabbing seven rebounds.
- This season, Gilbert leads the Cyclones with 14.2 points per game and stands second on the team with 4.1 assists per contest. Lipsey ranks second among the Cyclones with 13.2 points and 4.9 rebounds per game while Momcilovic is third with 12.0 points per game. Jones ranks fourth with 10.1 points per game while Tre King tops the team with 5.0 rebounds per contest.

Head Coach: T.J. Otzelberger is in his third season at Iowa State and his eighth year as a collegiate head coach.

- Otzelberger has posted a 61-32 record with Iowa State and is 160-95 during his career.
- Otzelberger previously built a 29-30 record at UNLV (2019-21) and was 70-33 at South Dakota State (2016-19).
- Otzelberger is 1-0 against Houston during his career.
- Otzelberger is 1-0 against Houston **Head Coach Kelvin Sampson** during their careers.
- 2001 graduate of Wisconsin-Whitewater

SERIES HISTORY vs. IOWA STATE

- Iowa State owns a 4-3 lead against Houston in the series, which began during the 1956-57 season.
- Monday's game will be the second of two regular-season meetings against Iowa State during the 2023-24 season. Iowa State took a 57-53 win inside Hilton Coliseum in Ames, Iowa, on Jan. 9 in the most recent meeting.
- Iowa State has won the last three meetings. The Cougars' last victory against the Cyclones was an 83-82 decision inside Hofheinz Pavilion in Houston on Jan. 10, 1990.
- In the first meeting, Iowa State took a 92-73 win in Ames, Iowa, on Dec. 3, 1956.
- at Home:** The series in Houston is tied at 1-1.
- In the most recent meeting in Houston, Iowa State took a 71-67 decision inside Hofheinz Pavilion on Dec. 28, 2008.
- In the first home meeting, the Cougars enjoyed an 83-82 victory inside Hofheinz Pavilion in Houston on Jan. 10, 1990.
- in Fertitta Center:** Monday's game will be the first meeting against Iowa inside Fertitta Center.

NATIONAL POLLS

as of Feb. 12, 2024

2023-24 opponents in bold

Associated Press

Rk.	Team	Record	Pts.
1.	UConn (45)	22-2	1,509
2.	Purdue (16)	22-2	1,480
3.	Houston	21-3	1,386
4.	Marquette	18-5	1,273
5.	Arizona	19-5	1,241
6.	Kansas	19-5	1,227
7.	North Carolina	19-5	1,216
8.	Tennessee	17-6	1,033
9.	Duke	18-5	1,025
10.	Iowa State	18-5	969
11.	South Carolina	21-3	921
12.	Baylor	17-6	811
13.	Auburn	19-5	799
14.	Illinois	17-6	728
15.	Alabama	17-7	618
16.	Dayton	19-4	425
17.	Creighton	17-7	410
18.	Saint Mary's (Calif.)	20-6	296
19.	BYU	17-6	294
20.	Wisconsin	16-7	249
21.	Virginia	19-5	218
22.	Kentucky	16-7	217
23.	Indiana State	22-3	209
24.	Florida Atlantic	19-5	206
25.	Oklahoma	18-6	178

Others receiving votes: Utah State 160, Colorado State 145, **Texas Tech 111**, San Diego State, Washington State 82, Clemson 57, Nevada 57, Gonzaga 50, New Mexico 27, Florida 19, Michigan State 17, **Texas A&M 16**, Grand Canyon 13, Mississippi 12, **TCU 10**, Texas 9, Memphis 8, South Florida 7, Northwestern 2, UNC Wilmington 1.

USA TODAY Sports Coaches'

Rk.	Team	Record	Pts.
1.	UConn (24)	22-2	792
2.	Purdue (8)	22-2	776
3.	Houston	21-3	722
4.	Marquette	18-5	647
5.	North Carolina	19-5	643
6.	Arizona	19-5	642
7.	Kansas	19-5	635
8.	Duke	18-5	529
9.	Tennessee	17-6	524
10.	Iowa State	18-5	510
11.	South Carolina	21-3	475
12.	Auburn	19-5	421
13.	Baylor	17-6	402
14.	Illinois	17-6	356
15.	Alabama	17-7	337
16.	Creighton	17-7	242
17.	BYU	17-6	202
18.	Dayton	19-4	195
19.	Saint Mary's (Calif.)	20-6	185
20.	Kentucky	16-7	136
t21.	Wisconsin	16-8	117
t21.	Oklahoma	18-6	117
23.	Virginia	19-5	109
24.	Indiana State	22-3	106
25.	Colorado State	19-5	96

Others receiving votes: Utah State 94, **Texas Tech 89**, Florida Atlantic 63, Clemson 38, Gonzaga 35, San Diego State 34, Nevada 27, **TCU 20**, Washington State 18, Grand Canyon 13, **Texas A&M 9**, New Mexico 8, Florida 8, Northwestern 6, South Florida 5, Wake Forest 4, VCU 4, Michigan State 4, James Madison 3, Richmond 1, Appalachian State 1.

WEEK-BY-WEEK

Date	AP	Coaches
Preseason	#7 [1,117]	#6 [615]
Week 1 (Nov. 13)	#6 [1,180]	#6 [603]
Week 2 (Nov. 20)	#6 [1,191]	#6 [651]
Week 3 (Nov. 27)	#6 [1,289]	#5 [681]
Week 4 (Dec. 4)	#3 (3) [1,432]	#2 (5) [742]
Week 5 (Dec. 11)	#4 (1) [1,416]	#3 (3) [734]
Week 6 (Dec. 18)	#3 (8) [1,394]	#3 (9) [732]
Week 7 (Dec. 25)	#3 (9) [1,408]	#3 (7) [751]
Week 8 (Jan. 1)	#3 (9) [1,477]	#3 (8) [757]
Week 9 (Jan. 8)	#2 (7) [1,486]	#3 (10) [762]
Week 10 (Jan. 15)	#5 [1,236]	#5 [619]
Week 11 (Jan. 22)	#4 [1,309]	#4 [678]
Week 12 (Jan. 29)	#4 (1) [1,396]	#4 [680]
Week 13 (Feb. 5)	#5 [1,273]	#5 [662]
Week 14 (Feb. 12)	#3 [1,386]	#3 [722]
Week 15 (Feb. 19)	—	—
Week 16 (Feb. 26)	—	—
Week 17 (March 4)	—	—
Week 18 (March 11)	—	—
Final (April 9)	—	—

() - First-place votes | [] Poll points

WINNINGEST NCAA DIVISION I TEAMS since 2017-18
(through games of Feb. 17, 2024)

Rk.	School	Last 6+ Years	Last 5+ Years (Rk.)	Last 4+ Years (Rk.)	Last 3+ Years (Rk.)	Last 2+ Years (Rk.)	2023-24	2022-23	2021-22	2020-21	2019-20	2018-19	2017-18
1.	Gonzaga	206-28	174-23 (1)	141-19 (1)	110-17 (2)	79-16 (t4)	20-6	31-6	28-4	31-1	31-2	33-4	32-5
2.	Houston	198-37	171-29 (2)	138-25 (2)	115-17 (1)	87-13 (1)	22-3	33-4	32-6	28-4	23-8	33-4	27-8
3.	Kansas	188-50	157-42 (3)	131-32 (3)	103-29 (3)	82-20 (2)	20-6	28-8	34-6	21-9	28-3	26-10	31-8
4.	Duke	178-52	149-44 (t4)	117-38 (8)	92-32 (8)	79-21 (t4)	20-5	27-9	32-7	13-11	25-6	32-6	29-8
5.	Virginia	173-48	142-45 (9)	107-42	84-35	66-28	20-6	25-8	21-14	18-7	23-7	35-3	31-3
t6.	San Diego State	171-53	149-42 (t4)	128-29 (4)	98-27 (6)	75-22 (6)	20-6	32-7	23-9	23-5	30-2	21-13	22-11
t6.	Purdue	171-58	141-51 (10)	115-41 (9)	99-26 (t4)	81-16 (3)	23-2	29-6	29-8	18-10	16-15	26-10	30-7
8.	Liberty	169-62	147-47 (6)	118-40 (7)	88-36 (10)	65-30	16-10	27-9	22-11	23-6	30-4	29-7	22-15
9.	Villanova	165-65	129-60	103-50	79-43	61-36	14-11	17-17	30-8	18-7	24-7	26-10	36-5
10.	Belmont	164-56	140-47	113-41 (10)	87-34	61-30	15-11	21-11	25-8	26-4	26-7	27-6	24-9
t11.	Auburn	163-63	137-55	107-45	82-39	69-25	20-6	21-13	28-6	13-14	25-6	30-10	26-8
t11.	Tennessee	163-63	136-54	106-48	89-34 (9)	71-25 (9)	19-6	25-11	27-8	18-9	17-14	31-6	26-9
t13.	Vermont	162-50	135-42	108-35	82-28	72-23 (8)	21-6	23-11	28-6	10-5	26-7	27-7	27-8
t13.	Baylor	162-59	143-44 (t7)	123-30 (5)	97-26 (7)	69-24	19-6	23-11	27-7	28-2	26-4	20-14	19-15
t15.	Michigan State	160-69	130-64	98-57	76-48	61-35	17-9	21-13	23-13	15-13	22-9	32-7	30-5
t15.	Drake	160-70	143-53 (t7)	119-43 (6)	99-29 (t4)	73-24 (7)	21-5	27-8	25-11	26-5	20-14	24-10	17-17
t17.	Kentucky	156-67	130-56	100-49	75-43	66-27	18-7	22-12	26-8	9-16	25-6	30-7	26-11
t17.	UNC Greensboro	156-68	129-60	100-53	77-44	56-35	19-8	20-12	17-15	21-9	23-9	29-7	27-8
t17.	North Carolina	156-77	130-66	101-59	87-40	59-29	20-6	20-13	29-10	18-11	14-19	29-7	26-11
20.	Texas Tech	155-74	128-64	97-57	79-44	61-35	18-7	16-16	27-10	18-11	18-13	31-7	27-10

KELVIN SAMPSON
vs. IOWA STATE

• Houston **Head Coach Kelvin Sampson** has posted a 9-7 record against Iowa State during his career.

• Sampson is 0-1 against Iowa State as Houston's head coach and was 9-6 with Oklahoma against the Cyclones.

• Sampson has alternated wins and losses in his last four meetings against Iowa State with a 57-53 loss in Ames, Iowa, on Jan. 9 in the most recent encounter.

• In Sampson's first meeting against the Cyclones, his 1994-95 Oklahoma squad enjoyed a 79-78 win in Norman, Okla., on Feb. 1, 1995.

at Home: Sampson has posted a 6-1 record against Iowa State in home games during his career.

• Sampson was 6-1 with Oklahoma in home games against Iowa State.

• Monday's game will be the first time Sampson has faced Iowa State in a home game as the Cougars' head coach.

• In Sampson's first home meeting against the Cyclones, his 1994-95 Oklahoma squad enjoyed a 79-78 win in Norman, Okla., on Feb. 1, 1995.

in Fertitta Center: Monday's game will be the first time Sampson has faced Iowa State inside Fertitta Center.

KELVIN SAMPSON
vs. T.J. OTZELBERGER

• Houston **Head Coach Kelvin Sampson** has posted an 0-1 record against Iowa State Head Coach T.J. Otzelberger during their careers.

• Sampson is 0-1 with Houston against Otzelberger as the Cougars' head coach.

• In the lone previous meeting against Otzelberger, Sampson's 2023-24 Houston team dropped a 57-53 decision in Ames, Iowa, on Jan. 9.

at Home: Monday's game will be the first time Sampson has faced Otzelberger in a home game.

in Fertitta Center: Monday's game will be the first time Sampson has faced Otzelberger inside Fertitta Center.

2023-24 HONORS

Preseason honors listed in italics

LJ CRYER

- Jersey Mike's Naismith Trophy Player of the Year
- Midseason Watch List
- John R. Wooden Award Late Season Top 25 Watch List
- John R. Wooden Award Midseason Top 25 Watch List
- Jerry West Shooting Guard of the Year Award
- Top-10 Candidate
- 2023 Shriners Children's Charleston Classic
- Most Valuable Player
- Wooden Award Preseason Watch List
- Jersey Mike's Naismith Trophy Preseason Watch List
- Jerry West Shooting Guard of the Year Watch List
- Preseason All-Big 12 Team

J'WAN ROBERTS

- Karl Malone Power Forward of the Year Watch List

EMANUEL SHARP

- The Halal Guys Showcase Game Most Valuable Player

JAMAL SHEAD

- Jersey Mike's Naismith Trophy Player of the Year
- Midseason Watch List
- Naismith Defensive Player of the Year Watch List
- Bob Cousy Point Guard of the Year Award
- Top-10 Candidate
- 2023 Shriners Children's Charleston Classic
- All-Tournament Team
- Oscar Robertson National Player of the Week (Jan. 23, 2024)
- Big 12 Player of the Week (Jan. 22, 2024)
- Wooden Award Preseason Watch List
- Jersey Mike's Naismith Trophy Preseason Watch List
- Bob Cousy Point Guard of the Year Watch List
- Preseason All-Big 12 Honorable Mention

LAST TIME vs. IOWA STATE
rv/rv Iowa State 57, #2/2
Houston 53 • Hilton Coliseum
• Ames, Iowa • Tuesday, Jan. 9, 2024
by Associated Press

• Sophomore guard **Emanuel Sharp** scored 20, and senior point guard **Jamal Shead** added 14 points as the second-ranked University of Houston Men's Basketball program dropped its first game of the season against Iowa State in Hilton Coliseum on Tuesday evening.

• The Cougars fell behind early as the Cyclones opened the game on a 14-0 run before Sharp knocked down a pair of 3-pointers to get Houston on the board.

• Houston cut the deficit to five points, but Iowa State ended the first half on a 6-0 run to take a 10-point lead into the locker room.

• After trading points to open the second half, Shead spearheaded a Cougar 7-0 run with four points to draw the game even at 41-all.

• Shead knocked down his 1,000th career point with a floater at the 7:05 mark in the second half. He became the 51st Cougar to reach that total in school history the first since consensus All-American guard **Marcus Sasser** during the 2022-23 season.

• Houston gained its only lead of the game as Shead made a jumper with 3:15 remaining.

• Tied at 53, freshman forward Milan Momcilovic made a baseline jump shot and a pair of free throws to seal the game for the Cyclones.

LAST TIME vs. IOWA STATE in HOUSTON
Iowa State 71, Houston 67 • Hofheinz Pavilion •
Houston • Sunday, March 28, 2008

• Guard **Aubrey Coleman** scored a then-career high 28 points and added five steals, but it would not be quite enough as Iowa State escaped with a 71-67 win over Houston inside Hofheinz Pavilion.

• Trailing 27-26 at the halftime break, the Cyclones opened the second half with a 15-9 run that handed them the lead for good. Although ISU would never relinquish the lead, the Cougars continued to battle and never trailed by more than six points until the final minute of the game.

• Twice, the Cougars pulled to within two points late but were unable to tie the game. Trailing 64-59, Coleman converted an old-fashioned 3-point play with his final for a 64-62 ISU lead with three minutes remaining.

• ISU's Diante Garrett drilled a bucket with 2:34 remaining

to push the Cyclone lead back to four points and, after a pair of missed Cougar free throws, Craig Brackins nailed a jumper and then hit a pair of free throws with 25 seconds remaining to give ISU a 70-62 lead, their biggest advantage of the game.

• However, even with little time remaining, the Cougars had one last rally left in them. Coleman nailed two more free throws and after stealing an ISU pass, assisted on guard **Kelvin Lewis**' 3-pointer with only 12 seconds remaining to pull the Cougars to within 70-67.

• ISU's Lucca Staiger was fouled with nine seconds left but missed the front end of his 1-and-1 attempt, giving the Cougars one last try to tie the game. But after racing the up the floor, Coleman's 3-point attempt at the top of the key was off the mark to give the Cyclones the win.

• The loss also snapped the Cougars' seven-game overall winning streak and was the program's first home loss since an 89-78 setback to #1/1 Memphis on Jan. 30, 2008.

• Iowa State snapped a three-game losing streak to the Cougars in the series history.

• Playing all 40 minutes for the first time in his career, Coleman converted 10-of-24 attempts from the field and was 8-of-10 from the free throw line to lead the Cougars. His point total was the highest by any Cougar this season since he finished with 24 at Middle Tennessee on Dec. 2.

• Lewis, playing all 40 minutes as well, finished with 15 points, while senior center **Marcus Cousin** topped the Cougars with 11 rebounds.

• Brackins led all players with 38 points and 14 rebounds. He became the first Cougar opponent to top 35 points since Louisiana-Monroe's Mike Smith posted 36 points on Dec. 15, 1999.

• Garrett finished with 12 points, while Justin Hamilton added 12 rebounds in the win.

• In the first half, the Cougars jumped out to a 10-4 lead before the Cyclones rallied to take a 23-19 lead on Lucca Staiger's jumper at the 3:25 mark. The Cougars answered with eight straight points with six courtesy of Coleman to regain the lead before Staiger's 3-pointer with nine seconds trimmed the IH lead to 27-26 at the halftime break.

HOME SWEET HOME

Since 2015-16, the Cougars have posted a 136-14 (.907) record while competing in three different home venues, including a 109-6 (.948) mark in the last 6+ seasons.

Houston is 90-6 (.938) in the Fertitta Center during the facility's history

Season	Record	Venue (Record)
2023-24	14-0	Fertitta Center
2022-23	16-2	Fertitta Center
2021-22	16-1	Fertitta Center
2020-21	15-0	Fertitta Center
2019-20	14-2	Fertitta Center
2018-19	19-1	Fertitta Center (15-1) / H&PE Arena (4-0)
2017-18	15-0	H&PE Arena
2016-17	12-5	Hofheinz Pavilion (12-4) / H&PE Arena (0-1)
2015-16	15-3	Hofheinz Pavilion
Totals	135-14	Fertitta Center (89-6); H&PE Arena (19-1); Hofheinz Pavilion (27-7)

LAST TIME OUT

#3/3 Houston 82, rv/- Texas 61 • Fertitta Center • Houston • Saturday, Feb. 17, 2024

by Associated Press

• Senior guard **L.J. Cryer** scored a season-high 26 points, senior point guard **Jamal Shead** had 16 points, 11 rebounds, six rebounds and assists as #3/3 University of Houston Men's Basketball program beat Texas 82-61 on Saturday for the Cougars' third straight win.

• Cryer and Shead combined to score 23 first half points on 8-of-15 shooting as Houston built a 40-27 halftime lead. The duo combined to shoot 15 of 24 from the field. Cryer was 6 of 9 on 3-pointers.

• Houston won the rebounding battle, 45-34, and forced 14 turnovers, which they turned into 19 points.

• Dylan Disu had 16 points and seven rebounds and Chendall Weaver added 11 points for Texas.

• Longhorns' leading scorer Max Abmas was held to seven points on 2-of-14 shooting. The Longhorns shot 38.6%.

• Sophomore guard **Emanuel Sharp** scored 15 points for Houston, which shot 46.8%. The Cougars owned a 45-34 advantage in rebounding and turned 14 turnovers into 19 points.

QUADRUPLE-DIGIT POINTS

• With a floater in the lane at the 13:15 mark of the second half at rv/rv Iowa State on Jan. 9, senior point guard **Jamal Shead** became Houston's newest member of the 1,000-Point Club.

• Through games of Feb. 18, Shead has 1,175 points to stand 31st in Houston history.

• Up next in the Houston records book are forward **Ted Luckenbill** (1,195 pts., 1958-61) guard **Ollie Taylor** (1,231 pts., 1968-70), forward **Fabian White Jr.** (1,234 pts., 2017-22) and guard **Joe Hamood** (1,237 pts., 1963-66).

• Shead became the first Cougar to reach that total since consensus First-Team All-American guard **Marcus Sasser** during the 2022-23 season.

• Shead is the third Cougar on the 2023-24 roster to reach 1,000 points in his career with two more well on their way.

• Senior guard **LJ Cryer** reached 1,000 points in his collegiate career with a 3-pointer at the 14:15 mark of the first half in the Dec. 30, 2023, win against Penn.

• Cryer, who scored 788 points at Baylor from 2020-2023, has scored 382 with the Cougars in 2023-24 and now has 1,170 points in his combined career.

• Senior guard **Damian Dunn** scored 1,052 points at Temple from 2019-23 and now has 1,220 points in his total career after tallying 168 points with Houston.

• Senior guard **Mylik Wilson** and senior forward **J'Wan Roberts** are closing in on the 1,000-Point Club.

• Wilson has 843 points in his career (93 points at Houston; 81 points at Texas Tech, 2021-22; 669 points at Louisiana, 2019-21) while Roberts has 757 points to date.

50-50 in FERTITTA CENTER

• With Houston's victory over Rice inside Fertitta Center on Dec. 6, senior point guard **Jamal Shead** became the second member of the facility's 50-Win Club.

• Following the Feb. 17 win over rv/- Texas, Shead has a 59-3 record in front of the hometown fans during his career.

• Senior forward **J'Wan Roberts** became the first member of the Fertitta Center 50-Win Club against Montana on Nov. 24.

• Like Shead, Roberts also has a 59-3 record inside the Cougars' home facility during his career.

NATION'S LONGEST ACTIVE HOME WINNING STREAKS

(through games of Feb. 17, 2024)

Rk.	No.	School
t1.	19	Houston
t3.	18	San Diego State
	18	Drake
	18	Kansas
	18	Morehead State
	18	UConn
t7.	15	Iowa State
	15	Samford
t9.	14	Akron
	14	Dayton
	14	Grand Canyon
	14	Purdue
t13.	13	Appalachian State
	13	Arizona
	13	McNeese
	13	Princeton
	13	Wake Forest
t18.	12	Monmouth
	12	UNC Asheville
t20.	11	Drexel
	11	UC Irvine
t22.	10	Cornell
	10	Nebraska
	10	Norfolk State
	10	South Florida
	10	Southern

ON to 600 and BEYOND

• With his assist on sophomore guard Emanuel Sharp's 3-pointer midway through the first half in Houston's win over rv/- Texas inside Fertitta Center on Feb. 17, senior point guard **Jamal Shead** moved past the 600-assist milestone during his award-winning career.

• He became only the fourth student-athlete in program history to reach that total and stands fourth in school history with 604 assists.

• With his assist to senior guard **LJ Cryer** on a 3-pointer at rv/rv Texas with 7:39 remaining in the first half, Shead moved past Houston great **Galen Robinson Jr.** into fourth in school history.

• Up next in the Houston records book are **Ken Ciolli**, who finished with 629 assists from 1975 to 1979, and **Derrick Daniels**, who posted 711 assists from 1988 to 1992. **Reid Gettys** holds the Houston career record with 740 assists from 1981-85.

ALL-TOURNAMENT TEAM TIME

• Senior guard **LJ Cryer** and senior point guard **Jamal Shead** collected honors from the Shriners Children's Charleston Classic on Nov. 16-19, 2023.

• The Cougar duo led Houston win to double-digit wins over Towson (65-49, Nov. 16), Utah (76-66, Nov. 17) and Dayton (69-55, Nov. 19).

Cryer was named the tournament's Most Valuable Player after averaging 16.7 points, 2.7 rebounds and 2.0 assists per game while hitting 45.8 percent (11-of-24) from long range.

• Shead was named to the All-Tournament Team after averaging 13.0 points, 5.3 rebounds, 5.8 assists and 2.3 steals per contest.

MOST VALUABLE PLAYER

• With his play at the Shriners Children's Charleston Classic on Nov. 16-19, senior guard **LJ Cryer** was named the tournament's Most Valuable Player.

• The Katy, Texas, native and Morton Ranch High School product averaged 16.7 points, 2.7 rebounds and 2.0 steals per contest in wins over Towson, Utah and Dayton.

• Cryer became the ninth Cougar in school history to be named a regular-season tournament Most Outstanding/Valuable Player.

• He became the first Cougar to collect that honor since forward guard **Marcus Sasser** was named Most Outstanding Player at the 2022 Cougar Classic.

• Other Cougars who were named regular-season tournament Most Outstanding/Valuable Player include: forward **Fabian White Jr.** (2019 Hawaiian Airlines Diamond Head Classic), guard **Corey Davis Jr.** (2018 Men against Breast Cancer Cougar Cup), guard **Damyeon Dotson** (2016 Gulf Coast Showcase), forward **Richard Hollis** (1987 Spindletop Classic), center **Greg Anderson** (1986 Kactus Classic), guard **Rob Williams** (1980 Kettle Classic) and guard **Kenneth 'Juice' Williams** (1978 Bluebonnet Classic).

CAPS and GOWNS

• Two Cougars on the 2023-24 roster have already received their bachelor's degrees from the University of Houston in 2023.

• Guard **Ryan Elvin** received his bachelor's degree in sports administration while forward **J'Wan Roberts** received his earn his degree in health in Summer 2023.

• Elvin will study business in graduate school while Roberts will do post baccalaureate work at UH during the 2023-24 season.

• In addition, guard **Damian Dunn** received his degree in communications and media studies from Temple in May 2023.

COUGARS AMONG STATISTICAL LEADERS

National rankings (through Feb. 17, 2024)

Big 12 rankings (through Feb. 17, 2024)

Big 12 leader in bold red

TEAM			
Category	Mark	Big 12 Rank	National Rank
AP (as of Feb. 12)	#3	---	#3
USA TODAY Sports Coaches (as of Feb. 12)	#3	---	#3
NET (through Feb. 17)	#1	#1	#1
Ken Pom (through Feb. 13)	+32.40	1st	1st
Offensive Efficiency	118.5	4th	16th
Defensive Efficiency	86.1	1st	1st
ESPN BPI (through Feb. 17)	22.7	1st	1st
W-L Percentage	.880	1st	6th
Big 12 W-L Percentage	.750	t-1st	---
Scoring Offense	73.9	10th	185th
Scoring Defense	55.0	1st	1st
Scoring Margin	+19.0	1st	2nd
FG Pct.	43.4	11th	249th
Opp. FG Pct.	37.2	1st	1st
3-Pt. Pct.	34.6	7th	142nd
3-Pt. FGs per Game	7.6	6th	170th
Opp. 3-Pt. Pct.	28.8	1st	10th
FT Pct.	67.7	14th	303rd
Opp. FT Pct.	64.5	13th	---
Total Rebounds	39.9	3rd	25th
Total Rebounds Allowed	32.8	7th	---
Rebounding Margin	+7.0	3rd	21st
Offensive Rebounds	14.9	1st	5th
Offensive Rebound Pct.	39.2	1st	---
Defensive Rebounds	25.0	9th	202nd
Defensive Rebound Pct.	71.8	7th	---
Assists	13.0	12th	196th
Steals	10.0	2nd	9th
Blocked Shots	5.0	2nd	25th
Turnovers	8.7	1st	4th
Turnover Margin	+7.4	1st	1st
Turnovers Forced	16.0	2nd	12th
Assist/Turnover Ratio	1.50	4th	31st

INDIVIDUAL

Category	Mark	Big 12 Rank	National Rank
SCORING			
LJ Cryer	15.3	t-8th	236th
Jamal Shead	12.8	20th	---

REBOUNDS			
J'Wan Roberts	7.1	t-5th	165th

FIELD-GOAL PERCENTAGE			
Jamal Shead	44.1	6th	243rd
LJ Cryer	40.6	10th	344th

ASSISTS			
Jamal Shead	5.76	3rd	25th

FREE THROW PERCENTAGE			
Emanuel Sharp	83.9	8th	113th

STEALS			
Jamal Shead	2.28	2nd	17th
Emanuel Sharp	1.48	12th	218th

3-POINT FIELD GOAL PERCENTAGE			
LJ Cryer	38.5	4th	48th
Emanuel Sharp	34.1	7th	---

3-POINT FIELD GOALS MADE			
LJ Cryer	2.96	1st	31st
Emanuel Sharp	2.04	9th	244th

BLOCKED SHOTS			
Ja'Vier Francis	1.44	t-4th	102nd
Joseph Tugler	1.20	9th	163rd
J'Wan Roberts	0.88	---	338th

ASSIST/TURNOVER RATIO			
Jamal Shead	3.00	1st	24th

OFFENSIVE REBOUNDS			
J'Wan Roberts	2.92	2nd	61st
Ja'Vier Francis	2.24	11th	199th
Joseph Tugler	2.00	t-14th	295th

DEFENSIVE REBOUNDS			
J'Wan Roberts	4.17	10th	---

MINUTES PLAYED			
None			

DOUBLE-DOUBLES			
J'Wan Roberts	4	t-4th	177th
Jamal Shead	2	t-12th	353rd

30-POINT GAMES

Player	2023-24	Career
Damian Dunn	0	3 [1-2]
Mylik Wilson	0	1 [1-0]
LJ Cryer	0	1 [0-1]

20-POINT GAMES

Player	2023-24	Career
LJ Cryer	8 [7-1]	20 [18-2]
Damian Dunn	0 [0-0]	15 [9-6]
Jamal Shead	3 [3-0]	6 [6-0]
Mylik Wilson	0 [0-0]	5 [5-0]
Emanuel Sharp	4 [3-1]	4 [3-1]
J'Wan Roberts	2 [1-1]	4 [3-1]
Ja'Vier Francis	0 [0-0]	1 [1-0]

DOUBLE-FIGURE
SCORING GAMES

Player	2023-24	Career
Jamal Shead	17 [3] [15-2]	62 [54-8]
Damian Dunn	8 [7-1]	61 [36-25]
LJ Cryer	17 [1] [16-1]	55 [43-12]
Mylik Wilson	3 [3-0]	38 [25-13]
J'Wan Roberts	11 [9-2]	35 [33-2]
Emanuel Sharp	15 [4] [13-2]	22 [20-2]
Ja'Vier Francis	6 [6-0]	11 [11-0]
Ramon Walker Jr.	0 [0-0]	4 [4-0]
Terrance Arceneaux	1 [1-0]	4 [4-0]
Joseph Tugler	1 [1-0]	1 [1-0]

DOUBLE-DOUBLES

Player	2023-24	Career
J'Wan Roberts	4 [2-2]	13 [11-2]
Jamal Shead	2 [1] [2-0]	9 [8-1]
Ja'Vier Francis	0 [0-0]	3 [3-0]

20-REBOUND GAMES

Player	2023-24	Career
J'Wan Roberts	0 [0-0]	1 [1-0]

DOUBLE-FIGURE
REBOUNDING GAMES

Player	2023-24	Career
J'Wan Roberts	5 [1] [3-2]	21 [18-3]
Ja'Vier Francis	0 [0-0]	3 [3-0]
Terrance Arceneaux	1 [1-0]	1 [1-0]
Jamal Shead	1 [1] [1-0]	1 [1-0]

DOUBLE-FIGURE
ASSIST GAMES

Player	2023-24	Career
Jamal Shead	2 [2-0]	12 [11-1]

Bold = Totals | () = current streak | [] records

CONSECUTIVE GAMES/STARTS STREAKS

Player	Consecutive Games	Consecutive Starts	Career Starts
Jamal Shead	101 (101)	85 (85)	96
J'Wan Roberts	88 (12)	29 (12)	61
Emanuel Sharp	51 (51)	18 (18)	21
U Cryer	46 (46)	46 (46)	59
Damian Dunn	43 (43)	22	62
Ja'Vier Francis	33 (27)	25 (25)	26
Ramon Walker Jr.	33 (14)	2	2
Joseph Tugler	25 (25)	1	1
Terrance Arceneaux	22	1	1
Mylik Wilson	14 (14)	0	0
Ryan Elvin	4 (1)	0	0
Cedric Lath	4 (1)	0	0
Jacob McFarland	0	0	0
Kordelius Jefferson	0	0	0

Career highs in **bold** | () indicates current streak
 [] career total, including previous schools

LOOKING for SIX STRAIGHT

• Houston will be looking to extend its record-setting NCAA Tournament streak in 2023-24.

• Entering the 2023-24 season, the Cougars have competed in five consecutive NCAA Tournaments (2023 Sweet 16, 2022 Elite Eight, 2021 Final Four, 2019 Sweet 16, 2018 Second Round) (The 2020 Tournament was not held due to the COVID-19 pandemic).

• In a program history which features 24 NCAA Tournament berths and six NCAA Final Four appearances, Houston has never competed in six straight NCAA Tournaments.

• The Cougars have competed in 4+ straight NCAA Tournaments five times during the program's history: 2018 to present; 1981 to 1984; 1970 to 1973 and 1965 to 1968.

STAFF CHANGES

• As the Cougars compete during the 2023-24 season, fans will see changes on the bench from a year ago.

• In June 2023, **Head Coach Kelvin Sampson** signed a new contract which made him one of the nation's top paid coaches.

• **Assistant Coach Kellen Sampson's** new signed contract formalized the coaching succession plan upon the elder Sampson's departure from the program with Kellen Sampson being designated head coach-in-waiting on the Houston staff.

• **Quannas White** was elevated to associate head coach in mid-June 2023 after serving for the previous five seasons as assistant coach.

• **K.C. Beard** will work as assistant coach while **Hollis Price**

will serve as special assistant to the head coach. Beard last served as assistant coach for the Cougars during the 2021-22 season.

NEW NUMBERS

• In June 2023, the NCAA made a rule change allowing for student-athletes to wear any number between 0 and 99... One Cougar will take advantage in 2023-24.

• Following a late number change, senior guard **Mylik Wilson** will wear #8 this season. He will become the first Cougar to wear a number higher than five since the 1956-57 season.

• According to the best UH records, during the 1956-57 season,

five Cougars wore numbers with digits higher than five.

• That group included: forward **Ronnie Truitt** (#36-home, #37-away); guard **Jackie Welch** (#38-home, #39-away); forward **Russell Boone** (#48-home, #49-away); forward **Jimmy Ash** (#56-home, #57-away) and center **Ray Patoprsty** (#58-home, #59-away).

• Houston student-athletes wore two different jersey numbers, depending on home and road games, from the 1954-55 season through the 1985-86 season.

• In that system, the Cougars' road numbers were one number higher than their home uniform.

LIMITED COMPANY

• Senior point guard **Jamal Shead** has established himself as a force at both ends of the floor in 2023-24.

• Shead is one of only two student-athletes to rank among the Top-25 national leaders in assists per game, steals per game AND assist-turnover ratio.

• Shead leads the Cougars, is third in the Big 12 and ranks 25th nationally with 5.8 assists per game.

• The Manor, Texas, native is second in the Big 12 and 17th nationally with 2.28 steals per contest.

• Shead ranks 24th in the country and leads the league with a 3.00 assist-turnover ratio.

• UNC Greensboro's Kobe Langley (5.9 apg, 23rd; 2.33 spg, 14th; 3.02 ratio, t-24th) joins Shead in the exclusive group.

200 DIMES

• Senior point guard **Jamal Shead** is well on his way to joining the Cougars' 200-assist club in a season for the

REMEMBERING REGGIE

• The Cougars will wear #32 patches on their uniforms in 2023-24 in memory of former forward **Reggie Chaney**, who passed away in August 2023, at the age of 23.

• A three-year letterman at Houston after transferring from Arkansas, Reggie competed in more than 100 games from 2020 to 2023 with 90 wins with the Cougars.

• Reggie broke into the starting lineup in the second half of the 2020-21 season and helped lead the Cougars to the 2021 NCAA Final Four in Indianapolis for the program's first Final Four appearance since 1984.

• As a senior during the 2022-23 season, Reggie helped lead the Cougars to a 17-1 conference record on the way to the American Athletic Conference regular-season title and the NCAA Tournament Sweet 16 for the fourth straight season. For his efforts throughout the year, he was honored as the American Athletic Conference Sixth Man of the Year.

• Houston Men's Basketball will compete during the 2023-24 season in memory of this beloved Cougar, who will be deeply missed by all who knew and loved him.



third time in his award-winning career.

• Shead currently leads the Cougars and is third in the Big 12 with 5.8 assists per game (138 assists total).

• The Manor, Texas, native dished out a team-high 200 assists during the Cougars' run to the NCAA Tournament Sweet 16 in 2022-23 and posted 221 assists as a sophomore in 2021-22.

• A year ago, Shead joined Houston great **Reid Gettys** (1982-85) as the only Cougars with multiple 200-assist seasons during their careers.

• Gettys posted 208 assists in 1984-85, 209 assists in 1982-83 and set a school record with 309 assists during the 1983-84 season.

TRIPLE-DIGIT ASSISTS

• In addition to the 200-Assist Club, senior point guard **Jamal Shead** joined another exclusive club in 2023-24.

• Shead currently leads the Cougars and is third in the Big 12 with 5.8 assists per game.

• Dishing out a game-high 10 assists (in addition to 29 points) in the Jan. 17 win over #25/25 Texas Tech in Fertitta Center, Shead became only the ninth player in school history with 3+ 100-assist seasons as a Cougar.

• Guards **Derrick Daniels** (1988-92) and **Galen Robinson Jr.** (2015-19) are the only Cougars with four 100-assist seasons in their careers.

• Shead joined Daniels, Robinson, **DeJon Jarreau** (2018-21), **Lanny Smith** (2004-08), **Alvin Franklin** (1983-86), **Reid Gettys** (1982-85), **Rob Williams** (1979-82) and **Ken Ciolli** (1976-79) as the only Cougars with 3+ triple-digit assist seasons.

• The Manor (pronounced May-Nor), Texas, native has dished out at least three assists in all but two games to date with eight games with 8+ assists.

• With 200 assists in 2022-23, Shead became the 20th player in Houston history to enjoy multiple 100-assist seasons during his career.

FEWEST POINTS ALLOWED in HOUSTON HISTORY

Rk.	Score	Opponent	Date
1.	28-40	Oklahoma City	Jan. 26, 1948
2.	29-38	at Texas A&M	Dec. 8, 1951
t3.	31-84	ULM	Nov. 6, 2023
	31-54	Abilene Christian	Dec. 2, 1947
5.	33-57	Loyola (La.)	Dec. 2, 1949
t6.	34-68	Trinity	Feb. 8, 1947
NAIB Tournament			
	34-63	vs. High Point	March 11, 1946
8.	35-62	North Texas	Jan. 10, 1946
t9.	36-83	Northern Colorado	Nov. 7, 2022
	36-79	East Carolina	Jan. 22, 2022
	36-71	at Rice	Jan. 10, 1987
	36-58	Midwestern	Feb. 3, 1951
	36-48	Hardin-Simmons	Dec. 1, 1949

REGULAR-SEASON NON-CONFERENCE WINS

Seasons in which Houston competed as a conference member

Rk.	Wins	Year	Overall
t1.	13	2023-24	14-2
		2018-19	33-4
t3.	12	2022-23	33-4
		1954-55	15-10
t5.	11	2012-13	20-13
		2007-08	24-10
		1991-92	25-6
		1983-84	32-5
t9.	10	2019-20	23-8
		2017-18	27-8
		2015-16	22-10
		2005-06	21-10
		1992-93	21-9
		1989-90	25-8
		1977-78	25-8
		1976-77	29-8
		1955-56	19-7
		1949-50	16-7

Red – Current Season
Black – under Coach Kelvin Sampson

COUGARS in the PROS



Player	Years at UH	Current Team
Quentin Grimes	2019-21	New York Knicks
Nate Hinton	2018-20	Houston Rockets
Taze Moore	2021-22	Portland Trail Blazers
Marcus Sasser	2019-23	Detroit Pistons
Jarace Walker	2022-23	Indiana Pacers



OTHER LEAGUES

Player	Years at UH	Team	League
Armoni Brooks	2016-19	Ontario Clippers	NBA G League
Josh Carlton	2021-22	Darussafaka Lassa	Basketbol Super Ligi
Corey Davis Jr.	2017-19	Basquet Girona	Liga Endesa
Devin Davis	2016-18	Scagliera Verona	Italian LBA
Damyean Dotson	2015-17	Ningbo Rockets	Chinese Basketball Association
Kyler Edwards	2021-22	Long Island Nets	NBA G League
Justin Gorham	2018-21	Rytas Vilnius	Lithuanian Basketball League
Rob Gray	2015-18	BC Prometey	Ukraine Basketball Super League
Brisson Gresham	2018-21	ESSEM Le Portel	LNB Pro A
Chris Harris Jr.	2017-20	Ylli	Kosovan Superliga
DeJon Jarreau	2015-19	Memphis Hustle	NBA G League
Danrad Knowles	2013-17	L'Hospitalet	Spanish LEB Silver
Brandon Morris	2012-14	Selenge Bodsukhbaatar	Mongolian MBL
Galen Robinson Jr.	2015-19	Birmingham Squadron	NBA G League
Jonathon Simmons	2011-12	Ohud Medina	Saudi Basketball League
Wes VanBeek	2014-18	Chemnitz	Basketball Bundesliga
Jarace Walker	2022-23	Indiana Mad Ants	NBA G League
Fabian White Jr.	2017-22	Metropolitans 92	LNB Pro A

RECENT NATIONAL STATISTICS RANKINGS

National Leader in Red
Top 10 rankings in Bold
through Feb. 17, 2024

WINNING PERCENTAGE

2023-24	88.0	6th
2022-23	89.2	2nd
2021-22	84.2	6th
2020-21	87.5	4th
2019-20	74.2	33rd
2018-19	89.2	2nd
2017-18	77.1	20th
2016-17	65.6	68th

FIELD GOAL PERCENTAGE DEFENSE

2023-24	37.2	1st
2022-23	36.6	1st
2021-22	37.1	1st
2020-21	37.8	1st
2019-20	38.3	7th
2018-19	36.8	1st
2017-18	39.4	8th
2016-17	40.8	34th

SCORING DEFENSE

2023-24	55.0	1st
2022-23	54.0	2nd
2021-22	58.8	3rd
2020-21	58.2	2nd
2019-20	61.1	11th
2018-19	61.0	7th
2017-18	64.9	18th
2016-17	64.9	30th

SCORING MARGIN

2023-24	+19.0	2nd
2022-23	+17.4	1st
2021-22	+16.1	2nd
2020-21	+17.8	2nd
2019-20	+10.2	26th
2018-19	+14.3	6th
2017-18	+11.8	13th
2016-17	+8.8	35th

3-POINT FIELD GOAL PERCENTAGE DEFENSE

2023-24	28.8	10th
2022-23	27.9	2nd
2021-22	28.8	9th
2020-21	29.0	9th
2019-20	28.6	8th
2018-19	27.9	1st
2017-18	32.3	35th
2016-17	32.9	68th

OFFENSIVE REBOUNDS PER GAME

2023-24	14.9	5th
2022-23	12.8	17th
2021-22	13.3	7th
2020-21	14.5	3rd
2019-20	14.4	3rd
2018-19	12.3	34th
2017-18	11.7	68th
2016-17	11.3	109th

FROM the FLOOR

- Forward **J'Wan Roberts** continues to be a leader in the Cougars' frontcourt during the 2023-24 season.
- This season, the St. Thomas, U.S. Virgin Islands, native leads the Cougars and is tied for fifth in the Big 12 with 7.1 rebounds per contest.
- Roberts has snared 6+ rebounds in all but six games in 2023-24 with double-digit rebounding performances at rv/rv TCU (13, Jan. 13) against rv/rv Texas A&M at The Halal Guys Showcase in Toyota Center (Dec. 16), at Xavier (12, Dec. 1), vs. Utah (12, Nov. 17) and vs. Towson (11, Dec. 16).
- He recorded the Cougars' first double-double of the season with a 13-point, 12-rebound performance against Utah in the Shriners Children's Charleston Classic Semifinals on Nov. 17.
- Roberts claimed his second double-double of the season with 10 points and 11 rebounds against rv/rv Texas A&M (Dec. 16) and followed that with 20 points and 13 rebounds at rv/rv TCU (Jan. 13).
- In addition, Roberts has connected on at least 50.0 percent from the field in all but nine games in which he has played, including 83.3 percent (5-of-6) in back-to-back wins against Utah and Dayton at the Shriners Children's Charleston Classic on Nov. 17 and Nov. 19, respectively.
- In 2022-23, Roberts led Houston and the American Athletic Conference with a 61.2 percentage (146-of-352) from the floor in 2022-23.
- Roberts connected on at least 50.0 percent in all but eight games in 2022-23.
- Averaging 10.0 points and a team-best 7.7 rebounds per game, Roberts was named the American Athletic Conference Most Improved Player of the Year and earned a place on the league's All-Conference Second Team.

UNDER the BOARDS

- When the shot goes up, senior forward **J'Wan Roberts** is working to get to the ball in 2023-24.
- This season, the St. Thomas, U.S. Virgin Islands, native leads the Cougars and is tied for in the Big 12 with 7.1 rebounds per contest.
- Roberts is one of only three student-athletes to stand among the Big 12 Top-10 leaders in both offensive AND defensive rebounding.
- Roberts is second with 2.92 offensive rebounds per game and ranks 10th with 4.17 defensive boards per contest.
- Roberts joins Kansas' Hunter Dickinson (2.58, 5th; 8.42 drpg, 1st) and Texas Tech's Warren Washington (2.48 orpg, 8th; 5.17 drpg, 6th).

PLAYING SHARP in TOYOTA CENTER

- Sophomore guard **Emanuel Sharp** was named the game's Most Valuable Performance with his performance against rv/rv Texas A&M during The Halal Guys Showcase on Dec. 16.
- Sharp scored the Cougars' final five points, including a 3-pointer with 29 seconds left and the shot clock winding down to give Houston a five-point lead.
- He drained a pair of free throws with five seconds left for the final margin of victory.
- The Tampa, Fla., native led the Cougars with 21 points and five 3-pointers and added five offensive rebounds against the Aggies.

SHARP SHOOTER

- Guard **Emanuel Sharp** is competing during his sophomore season in 2023-24.
- Sharp ranks seventh in the Big 12 with a 34.1 3-point field goal percentage and is ninth in the league with 2.04 treys per contest.
- Sharp has drained multiple 3-pointers in 15 games this season, including a season-high five treys against Jackson State (Dec. 9, Fertitta Center); vs. rv/rv Texas A&M (Dec. 16, The Halal Guys Showcase, Toyota Center) and at Iowa State (Jan. 9).
- He has made at least one 3-pointer in 17 of the last 19 games.
- The Tampa, Fla., native drilled five 3-pointers on the way to a team-high 21 points in the Cougars' win over rv/rv Texas A&M at The Halal Guys Showcase inside Toyota Center on Dec. 16.
- Sharp hit the 20-point milestone for the first time in his career with 20 points and five 3-pointers in Houston's season-opening win over ULM inside Fertitta Center on Nov. 6.
- He enjoyed his fourth game with 20+ points of the season, draining five treys in the Cougars' loss at Big 12-rival Iowa State on Jan. 9.
- In 2022-23, Sharp drained a career-high six 3-pointers in the Cougars' home win over McNeese inside Fertitta Center on Dec. 21, 2022.
- His total tied with **Marcus Sasser** (vs. Houston Christian, Nov. 26, 2019) and **Damon Jones** (at Arizona, Dec. 3, 1994) as the second-most treys by a freshman in Houston single-game history and trailed only **Lamar Roberson's** seven 3-pointers against Florida Tech on Nov. 22, 2005.
- With his stellar play, Sharp earned a place on the American Athletic Conference All-Freshman Team.

WELCOME BACK, RAMON

- Guard **Ramon Walker Jr.** competed in the first 10 games of the 2022-23 season before sitting out the remainder of the year.
- He is competing as a junior during the 2023-24 campaign, averaging 2.0 points and 3.0 rebounds per contest in 23 games.
- The Pearland, Texas, native averaged 2.9 points and 2.5 rebounds per game before being sidelined in 2022-23. He scored a season-high nine points with four rebounds in the Cougars' win over Saint Joseph's at the Veterans Classic in Annapolis, Md.
- Averaged 3.2 points and 2.7 rebounds per game as a freshman in 2021-22... Made a culture play of year in double-overtime win at Wichita State (Feb. 20, 2022), diving for a loose rebound to set up a score for the Cougars.
- Scored 13 points with three rebounds in the first start of his career at Temple (Jan. 2, 2022)
- Is the son of former Houston Texans defensive back (2002-05) Ramon Walker.

RECENT NATIONAL STATISTICS RANKINGS

National Leader in Red
Top 10 rankings in Bold
through Feb. 13, 2024

KENPOM EFFICIENCY

2023-24	+32.38	1st
2022-23	+27.72	2nd
2021-22	+27.70	2nd
2020-21	+28.75	5th
2019-20	+20.39	14th
2018-19	+24.13	12th
2017-18	+20.24	18th
2016-17	+13.61	52nd

KENPOM OFFENSIVE EFFICIENCY

2023-24	118.5	17th
2022-23	118.1	11th
2021-22	116.8	10th
2020-21	118.3	7th
2019-20	112.7	22nd
2018-19	115.3	19th
2017-18	114.6	38th
2016-17	113.5	39th

KENPOM DEFENSIVE EFFICIENCY

2023-24	86.2	1st
2022-23	90.4	5th
2021-22	89.1	8th
2020-21	89.6	9th
2019-20	92.3	21st
2018-19	91.2	11th
2017-18	94.4	13th
2016-17	99.9	79th

KENPOM DEFENSIVE EFFICIENCY ALL-TIME BEST

since 1998-99 season		
1.	83.1	UConn 1998-99
t2.	84.1	Texas Tech 2018-19
	84.1	Stanford 1999-00
4.	84.2	Memphis 2008-09
5.	84.4	Kentucky 2014-15
t7.	84.6	Wisconsin 1999-00
	84.6	Miami (Fla.) 1998-99
9.	84.7	Duke 1998-99
t10.	84.8	Louisville 2012-13
	84.8	Tulsa 1999-00
12.	85.0	Texas Tech 2021-22
13.	85.1	Virginia 2019-20
14.	85.2	Louisville 2008-09
15.	85.4	Arizona 2000-01
t16.	85.5	Kansas 2019-20
	85.5	Virginia 2014-15
	85.5	Louisville 2011-12
	85.5	Maryland 1998-99
t19.	85.6	Virginia 2017-18
	85.6	Iowa 2005-06
	85.6	Wisconsin 1998-99
t22.	85.7	Wisconsin 2012-13
	85.7	Kansas 2007-08
24.	85.8	Cincinnati 1998-99
25.	85.9	Michigan State 1999-00
26.	86.0	Florida 2012-13
27.	86.1	USC 2009-10
t28.	86.2	Houston 2023-24
t28.	86.2	Michigan 2018-19
	86.2	Pittsburgh 2002-03
t31.	86.3	San Diego State 2021-22
	86.3	Gonzaga 2016-17
	86.3	Illinois 1998-99
t34.	86.4	Tennessee 2021-22
	86.4	Memphis 2020-21
	86.4	Arizona 2013-14
	86.4	Georgetown 2012-13
	86.4	Kansas 2002-03
	86.4	LSU 1999-00
	86.4	Oklahoma State 1999-00
t41.	86.5	Memphis 2007-08
	86.5	Stanford 1998-99
t43.	86.6	Louisville 2003-04
	86.6	Duke 2000-01
t45.	86.8	Cincinnati 2017-18
	86.8	UConn 2008-09
	86.8	Wisconsin 2007-08
	86.8	Duke 2001-02
t49.	86.9	Michigan State 2011-12
	86.9	Washington State 2004-05
	86.9	Illinois 1999-00
	86.9	Cincinnati 1999-00
	86.9	Auburn 1998-99

HOUSTON'S MOST PLAYED OPPONENTS through games of Feb. 17, 2024

Rk.	G	Opponent	W-L	Pct.	Current Strk	First Game	Last Game
1.	92	SMU	58-34	.630	W3	1955-56	2022-23
2.	86	Texas A&M	54-32	.628	W1	1946-47	2023-24
3.	84	Rice	66-18	.786	W7	1971-72	2023-24
4.	74	TCU	48-26	.649	L1	1955-56	2023-24
5.	66	Texas	34-32	.515	W3	1949-50	2023-24
6.	61	Tulsa	32-29	.525	W4	1950-51	2022-23
7.	59	Memphis	23-36	.390	L1	1956-57	2022-23
8.	57	Texas Tech	30-27	.526	W3	1960-61	2023-24
9.	54	Baylor	38-16	.704	L2	1952-53	2020-21
10.	50	Tulane	32-18	.640	W11	1946-47	2022-23
11.	47	Cincinnati	15-33	.313	W10	1957-58	2023-24

2023-24 opponents in bold

FAN FAVORITE

- Fertitta Center fan favorite guard **Ryan Elvin** returns for his senior campaign in 2023-24.
- A year ago, Elvin competed in 15 games, averaging 1.5 points and 0.3 rebounds per game.
- Elvin scored season highs of five points in home wins against Tulsa (Feb. 8, 2023), North Florida (Dec. 6, 2022) and Norfolk State (Nov. 29, 2022).
- The Round Rock, Texas, native earned his bachelor's degree in sports administration from the University of Houston in 2022-23 and was named to the American Athletic Conference All-Academic Team for the third consecutive season.
- Will compete as a walk-on for the fourth straight season in 2023-24.

RETURNING REDSHIRTS

- The Cougars welcome the return of two redshirts in 2023-24.
- Redshirt freshman center **Cedric Lath** joined the Cougars at the semester break in January 2023. Although he practices regularly with the team, the Abidjan, Ivory Coast, native

did not compete in any games.

At 6-foot-9 and 260 pounds, Lath is the tallest and biggest Cougar on the 2023-24 roster.

Senior guard **Mylik Wilson** sat out the 2022-23 season as a redshirt at Houston and will have two years of eligibility remaining.

Wilson previously played at Louisiana (2019-21) and, most recently, at Texas Tech (2021-22) before joining the Cougars.

As a freshman with the Cajuns in 2019-20, Wilson was named to the Sun Belt Conference All-Tournament Team and was named the league's Freshman of the Year after averaging 11.5 points and 5.7 rebounds per game.

SITTING OUT THIS SEASON

- Freshman guard **Kordelius Jefferson** and freshman center **Jacob McFarland** are sitting out the 2023-24 season and are expected to redshirt.
- The duo practices regularly with the team but is not expected to compete in any games this year.
- Jefferson had surgery on both wrists during the summer.

RIISING in the COACHING RANKS

- With Houston's win over rv/- Texas on Feb. 17, **Head Coach Kelvin Sampson** has compiled a 754-347 career record, including a 254-77 mark with the Cougars.
- Sampson is tied for 23rd in NCAA history (among coaches with 10+ years of Division I experience) with 754 victories.
- With the win against the Longhorns, Sampson moved into a tie for 23rd with John Beilein in the NCAA records book (among coaches with 10+ years at NCAA Division I level).
- Beilein recorded 754 wins with Michigan, West Virginia, Richmond, Canisius, Le Moyne and Nazareth from 1982 to 2019.
- Up next in the NCAA records book are Henry Iba, who stands 22nd in NCAA history with 755 wins with Oklahoma State (1934-70), Colorado (1933-34) and Northwest Missouri State (1929-33); and Ed Diddle, who compiled 759 wins at WKU from 1922 to 1964.

BIG 12 PRESEASON POLL

- For the fifth straight season, Houston was picked among the Top-Two leaders in its conference preseason poll.
- The Cougars received two first-place votes and 153 points to stand second in the Big 12 Coaches Preseason Poll.
- Houston was tabbed as preseason favorite for its last four years in the American Athletic Conference (2019-23).
- Senior guard **L.J. Cryer** was named to the five-man Preseason All-Big 12 Team. Senior point guard **Jamal Shead** was one of 11 student-athletes named Honorable Mention.

IN THE NBA RANKS

- Six Cougars have competed on NBA rosters during the 2023-24 season.
- That group includes **Armoni Brooks** (Brooklyn Nets), **Quentin Grimes** (New York Knicks), **Nate Hinton** (Houston Rockets), **Marcus Sasser** (Detroit Pistons), **Jarace Walker** (Indiana Pacers) and guard **Taze Moore**, who signed a 10-day contract with the Portland Trail Blazers in late January.
- Brooks competed competing with his third NBA team after previous stints with Toronto (2021-22) and Houston (2020-22).
- Grimes is in his second season with the New York Knicks after being taken with the No. 25 overall pick in the First Round of the 2021 NBA Draft by the Knicks. He became the first Cou-

WELCOME to HOUSTON

- The Cougars signed two newcomers to the team for the 2024-25 season during the early signing period in November 2023
- Guard **Mercy Miller** and forward **Chase McCarty** will compete as true freshmen in 2024-25... Both will have four years of eligibility remaining.

MERCY MILLER Guard • 6-4 • 185 • Freshman Sherman Oaks, Calif. Notre Dame High School

4-star recruit by 247Sports... As a senior, scored school-record 68 points on 28-of-38 shooting against Oakwood High School... As a junior in 2022-23, led Notre Dame High School to its first CIF state championship with 17 points, nine rebounds, five assists and five steals in Title Game... Scored 19 points in win over Sierra Canyon High School in CIF State Division I So-Cal Regional Final... Competed at Minneapolis' Minnehaha Academy for his first two seasons, leading team to state championship as a freshman in 2020-21... Competed for Coach Matt Sargeant at Notre Dame High School... Also recruited by Minnesota and Missouri... Son of rapper and record producer and executive Master P.

CHASE MCCARTY Forward • 6-5 • 200 • Freshman Huntsville, Ala. IMG Academy [Bradenton, Fla.]

No. 93 player nationally in ESPN100... Ranked #59 nationally by Rivals and #73 nationally by 247Sports... 4-star recruit by Rivals, 247Sports and ESPN... Also recruited by Georgia Tech, Kansas, Mississippi, Tennessee, Missouri and Texas Tech... Coached by Sean McAloun at IMG Academy and Winfred Jordan of Atlanta Express AAU program... Won the 3-point shooting championship at Under Armour's Elite 24 in August 2023... Competed for IMG Academy as a senior in 2023-24... Helped lead Westminster Christian (Alabama) to Class 4A State Championship game as a junior in 20223 and was a member of ASWA Class 4A All-State First Team after averaging 23.7 points and 6.5 rebounds per game.

gar to be taken in the First Round since **Greg Anderson** was taken in 1987 by the San Antonio Spurs.

- Hinton is with his third NBA team after previous stints with Indiana (2021-22) and Dallas (2020-21).
- Sasser is in his first season with the Pistons after being taken with the No. 25 pick of the 2023 NBA Draft.
- Walker is in his first season with the Pacers after being taken with the No. 8 pick of the 2023 NBA Draft. He was the highest Cougar taken in the Draft since Hall of Fame center **Hakeem Olajuwon** was taken at No. 1 by the Houston Rockets in 1984.
- Walker and Sasser became the 13th and 14th NBA First-Round Draft picks in Houston and the 47th and 48th Draft selections.

IN the PRO RANKS

- In addition to the Cougars in the NBA, numerous other Cougars continue to compete in various leagues for teams around the world.
- Guard **Armoni Brooks** (Ontario Clippers) plays in the NBA G League.
- Center **Josh Carlton** (Darussafaka Lassa) plays in the Basketball Super Ligi.
- Guard **Corey Davis Jr.** (Basquet Girona) plays in Liga Endesa.
- Forward **Devin Davis** (Scagliera Verona) is playing in the Italian LBA.
- Guard **Dameyan Dotson** (Ningbo Rockets) is competing in the Chinese Basketball Association.
- Guard **Kyler Edwards** plays for Long Island Nets of the NBA G League.

- Forward **Justin Gorham** plays for Rytas Vilnius of the Lithuanian Basketball League.
- Guard **Rob Gray** plays for BC Prometey of the Ukraine Basketball Super League.
- Forward **Brisen Gresham** plays for ESSEM Le Portel of the LNB Pro A.
- Center **Chris Harris Jr.** plays for Ylli of the Kosovan Superliga.
- Guard **DeJon Jarreau** plays for Memphis Hustle of the NBA G League.
- Guard **Brandon Morris** plays for Selenge Bodons Sukhbaatar of the Mongolian MBL.
- Guard **Galen Robinson Jr.** plays for Birmingham Squadron of the NBA G League.
- Guard **Jonathon Simmons** plays for Ohud Medina of the Saudi Basketball League.
- Guard **Wes VanBeek** plays for Chemnitz of the Basketball Bundesliga.
- Forward **Fabian White Jr.** (Metropolitans 92) plays in the LNB Pro A.
- Forward **Jarace Walker** has played for Indiana Mad Ants of the NBA G League.

2023-24 PRESEASON BIG 12 AWARDS

PRESEASON COACHES POLL

Rk.	School (First-place votes)	Pts.
1.	Kansas (12)	168
2.	Houston (2)	153
3.	Texas	143
4.	Baylor	137
5.	TCU	113
6.	Kansas State	106
7.	Iowa State	95
8.	Texas Tech	80
9.	West Virginia	70
10.	Oklahoma State	57
11.	Cincinnati	55
12.	Oklahoma	54
13.	BYU	29
14.	UCF	14

PLAYER & NEWCOMER of the YEAR

Hunter Dickinson • Center • Senior • Kansas

FRESHMAN of the YEAR

Ja'Kobe Walter • Forward • Baylor

PRESEASON ALL-BIG 12 TEAM

Pos.	Player	Cl.	School
G	LJ Cryer	Sr.	Houston
C	Hunter Dickinson	Sr.	Kansas
G	DeJuan Harris Jr.	Jr.	Kansas
F	Emanuel Miller	Sr.	TCU
G	Max Abmas	Gr.	Texas

Honorable Mention

Player	School
Jamal Shead	Houston
Jalen Bridges	Baylor
RayJ Dennis	Baylor
Ja'Kobe Walter	Baylor
Kevin McCullar Jr.	Kansas
Arthur Kaluma	Kansas State
Taylor Perry	Kansas State
Dylan Disu	Texas
Tyrese Hunter	Texas
Dillon Mitchell	Texas
Jesse Edwards	West Virginia

CONFERENCE OPENERS

- With its 89-55 win over West Virginia in Fertitta Center on Jan. 6, Houston improved to 39-25 during its conference opener history.

- The Cougars have won their last nine conference openers and 16 of their last 17. Only a 73-54 loss at Memphis on Dec. 31, 2014, prevents a longer Houston winning streak.

- Houston has posted a 1-0 record in conference openers in the **Big 12**, a 9-1 mark in the **American Athletic Conference**, a 7-10 record in **Conference USA**, an 11-10 mark in the **Southwest Conference**, an 8-2 record in the **Missouri Valley Conference**, a 1-0 mark in the **Gulf Coast Conference** and a 2-2 record in the **Lone Star Conference**.

in Big 12 Conference: Houston is 1-0 in Big 12 openers after its 89-55 win over West Virginia in Fertitta Center on Jan. 6.

in Conference Road Openers: With its Jan. 9 loss at rv/rv Iowa State, Houston is 28-36 in conference road openers during its history.

- This includes an 0-1 mark in the **Big 12 Conference**, an 8-2 mark in the **American Athletic Conference**, a 3-14 record in **Conference USA**, a 10-11 mark in the **Southwest Conference**, a 4-6 record in the **Missouri Valley Conference**, a 1-0 mark in the **Gulf Coast Conference** and a 2-2 record in the **Lone Star Conference**.

- With its Jan. 9 loss at rv/rv Iowa State, the Cougars have won four of their last five Conference road openers.

in Conference Openers at Home: With its Jan. 6 win over West Virginia in Fertitta Center Houston has posted a 23-14 record in conference openers at home during its history.

- Houston has won its last nine conference openers at home and 10 of the last 11. Only a 79-69 loss to Memphis in its Conference USA opener in Hofheinz Pavilion on Jan. 11, 2007 prevents a longer streak.

- The Cougars are 4-0 in conference openers inside the Fertitta Center during the facility's history, winning those games by an average of 23.3 points per contest.

in Conference Home Openers: With its 89-55 win over West Virginia in Fertitta Center on Jan. 6, Houston improved to 42-22 record in its conference home openers during the program's history.

- This includes a 1-0 record in the **Big 12**, a 9-1 mark in the **American Athletic Conference**, a 9-8 mark in **Conference USA**, a 15-6 record in the **Southwest Conference**, a 6-4 mark in the **Missouri Valley Conference**, a 1-0 record in the **Gulf Coast Conference** and a 1-3 record in the **Lone Star Conference**.

- Houston has won its last nine conference home openers and 13 of its last 14. Only a 79-78 loss in overtime to Tulsa inside Hofheinz Pavilion on Jan. 6, 2015, prevents a longer Houston winning streak.

SEASON OPENER HISTORY

- With its 84-31 win over ULM on Nov. 6 inside Fertitta Center, Houston improved to 60-19 in season openers during its history.

- Cougars have won their last 15 and 19 of their last 20 season openers... Only a 65-63 loss to Georgia Southern on the first day of the 2K Sports Classic benefiting Coaches vs. Cancer in Durham, N.C., on Nov. 11, 2008, prevents a longer streak.

- Houston has won handily in recent history, winning its last 15 season openers by an average of 28.7 points per game (430 points in 15 games).

- Houston has won eight of its last nine season openers by 28+ points. Only the 2021-22 season-opening 83-75 win in overtime prevents a longer streak.

KELVIN SAMPSON in SEASON OPENERS

- With Houston's 84-31 win over ULM on Nov. 6 inside Fertitta Center, **Head Coach Kelvin Sampson** improved to 32-3 record in season openers during his award-winning career.

WINNINGEST TEXAS NCAA DIVISION I TEAMS since 2015-16

(through games of Feb. 17, 2024)

Rk.	School	W-L	Pct.
1.	Houston	241-58	.806
2.	Baylor	211-79	.728
3.	Texas Tech	192-101	.655
4.	Stephen F. Austin	187-86	.685
5.	Sam Houston	178-111	.616
6.	Texas	176-116	.603
7.	Texas A&M	171-112	.604
t8.	SMU	169-98	.633
t8.	North Texas	169-117	.591
t8.	TCU	169-125	.575
t11.	Texas State	163-119	.578
t11.	Tarleton State	163-101	.617

2023-24 opponents in bold

- In season openers, Sampson is 10-0 during his Houston tenure... Posted a 2-0 record at Indiana, an 11-1 mark at Oklahoma a 6-1 record at Washington State and a 3-1 mark at Montana Tech.

- With the win over ULM, Sampson's teams have won their last 15 season openers and 28 of his last 29... Only a 68-62 loss to Alabama at the AT&T Wireless Classic in New York on Nov. 14, 2002, prevents a longer streak.

- During his career, Sampson's teams have won by an average of 24.7 points per game (789 points in 32

games).

- In his teams' 32 season-opening wins, only four teams have won by fewer than double digits... His first team at Houston in 2014-15 claimed a 77-74 win at Murray State on Nov. 14, 2014, in his most recent single-digit, season-opening win.

CONFERENCE ROAD OPENERS (28-36)

Date	Result	Opponent
------	--------	----------

Lone Star Conference (2-2)

Feb. 8, 1946	L 39-40	at Sam Houston
Jan. 6, 1947	W 55-39	at Texas State
Jan. 16, 1948	L 43-47	at East Texas State
Jan. 21, 1949	W 53-52	at Texas State

Gulf Coast Conference (1-0)

Jan. 7, 1950	W 67-62	at Trinity
--------------	---------	------------

Missouri Valley Conference (4-6)

Dec. 2, 1950	L 73-94	at Bradley
Jan. 11, 1952	L 44-71	at Oklahoma State
Dec. 16, 1952	W 72-69	at Detroit
Jan. 7, 1954	L 64-78	at Wichita State
Dec. 17, 1954	W 77-69	at Detroit
Jan. 12, 1956	W 69-60	at Tulsa
Jan. 2, 1957	W 74-72	at Drake
Jan. 11, 1958	L 80-116	at #10/ Bradley
Jan. 17, 1959	L 67-94	at #17/ Oklahoma City
Jan. 7, 1961	L 46-76	at #12/ Saint Louis

Southwest Conference (10-11)

Jan. 6, 1976	L 47-92	at Arkansas
Jan. 8, 1977	L 70-81	at Arkansas
Jan. 8, 1978	L 65-84	at Arkansas
Jan. 10, 1979	L 43-69	at #11/ Texas A&M
Jan. 5, 1980	L 70-77	at Texas Tech
Jan. 3, 1981	W 62-57	at Rice
Jan. 9, 1982	W 78-68	at Texas Tech
Jan. 12, 1983	W 54-51	at TCU
Jan. 5, 1984	W 60-59	at SMU
Jan. 3, 1985	W 83-74	at TCU
Jan. 4, 1986	L 68-69 (OT)	at Texas Tech
Jan. 10, 1987	W 71-36	at Rice
Jan. 2, 1988	L 63-65	at Texas
Jan. 11, 1989	L 74-76 (OT)	at Texas Tech
Jan. 6, 1990	W 84-69	at Rice
Jan. 2, 1991	W 87-85	at Baylor
Jan. 9, 1992	L 75-86	at Texas
Jan. 16, 1993	W 81-69	at Texas A&M
Jan. 15, 1994	L 68-77	at Texas Tech
Jan. 14, 1995	L 92-106	at TCU
Jan. 13, 1996	W 76-74	at Rice

Conference USA (3-14)

Jan. 15, 1997	L 78-92	at #10/ Louisville
Jan. 8, 1998	L 43-63	at Southern Miss
Dec. 22, 1998	L 78-115	at Cincinnati
Jan. 5, 2000	L 76-82	at Southern Miss
Jan. 17, 2001	L 67-79	at Louisville
Jan. 5, 2002	L 64-67	at Saint Louis
Jan. 22, 2003	L 66-77	at Memphis
Jan. 10, 2004	L 42-64	at UAB
Jan. 8, 2005	L 57-68	at DePaul
Jan. 11, 2006	L 62-71	at Rice
Jan. 17, 2007	L 71-76	at Rice
Jan. 16, 2008	W 99-71	at SMU
Jan. 14, 2009	W 94-86	at UTEP
Jan. 10, 2010	W 83-66	at Rice
Jan. 5, 2011	L 73-85	at Southern Miss
Jan. 7, 2012	L 50-70	at UTEP
Jan. 12, 2013	L 54-73	at Southern Miss

American Athletic (8-2)

Jan. 4, 2014	W 67-58	at South Florida
Dec 31, 2014	L 54-73	at Memphis
Dec. 30, 2015	W 73-67	at South Florida
Dec. 28, 2016	W 62-46	at UConn (Hartford)
Dec. 28, 2017	W 79-60	at South Florida
Jan. 9, 2019	L 69-73	at Temple
Jan. 7, 2020	W 78-74	at Temple
Dec. 26, 2020	W 63-54	at rv/rv UCF
Jan. 2, 2022	W 66-61	at Temple
Dec. 28, 2022	W 89-50	at Tulsa

Big 12 (0-1)

Jan. 8, 2024	L 53-57	at rv/rv Iowa State
--------------	---------	---------------------

GAME-by-GAME STARTERS

Opponent	Date	1	2	3	4	5	Record
ULM	11/6/23	Shead	Cryer	Sharp	Roberts	Francis	1 (1-0)
TEXAS A&M-CORPUS CHRISTI	11/11/23	Shead	Cryer	Sharp	Roberts	Francis	2 (2-0)
STETSON	11/13/23	Shead	Cryer	Sharp	Roberts	Francis	3 (3-0)
vs. Towson	11/16/23	Shead	Cryer	Dunn	Roberts	Francis	1 (1-0)
vs. Utah	11/17/23	Shead	Cryer	Dunn	Roberts	Francis	2 (2-0)
vs. Dayton	11/19/23	Shead	Cryer	Dunn	Roberts	Francis	3 (3-0)
MONTANA	11/24/23	Shead	Cryer	Dunn	Roberts	Francis	4 (4-0)
at Xavier	12/1/23	Shead	Cryer	Sharp	Roberts	Francis	4 (4-0)
RICE	12/6/23	Shead	Cryer	Sharp	Roberts	Francis	5 (5-0)
JACKSON STATE	12/10/23	Shead	Cryer	Sharp	Roberts	Francis	6 (6-0)
vs. Texas &M	12/16/23	Shead	Cryer	Sharp	Roberts	Francis	7 (7-0)
TEXAS STATE	12/21/23	Shead	Cryer	Sharp	Roberts	Francis	8 (8-0)
PENN	12/30/23	Shead	Cryer	Sharp	Tugler	Francis	1 (1-0)
* WEST VIRGINIA	1/6/24	Shead	Cryer	Sharp	Roberts	Francis	9 (9-0)
* at rv/rv Iowa State	1/9/24	Shead	Cryer	Sharp	Roberts	Francis	10 (9-1)
* at rv/rv TCU	1/13/24	Shead	Cryer	Sharp	Roberts	Francis	11 (9-2)
* #25/25 TEXAS TECH	1/17/24	Shead	Cryer	Sharp	Roberts	Francis	12 (10-2)
* UCF	1/20/24	Shead	Cryer	Sharp	Roberts	Francis	13 (11-2)
* at #21/19 BYU	1/23/24	Shead	Cryer	Sharp	Roberts	Francis	14 (12-2)
* rv/rv KANSAS STATE	1/27/24	Shead	Cryer	Sharp	Roberts	Francis	15 (13-2)
* at rv/rv Texas	1/29/24	Shead	Cryer	Sharp	Roberts	Francis	16 (14-2)
* at #8/9 Kansas	2/3/24	Shead	Cryer	Sharp	Roberts	Francis	17 (14-3)
* OKLAHOMA STATE	2/6/24	Shead	Cryer	Sharp	Roberts	Francis	18 (15-3)
* at Cincinnati	2/10/24	Shead	Cryer	Sharp	Roberts	Francis	19 (16-3)
* rv/- TEXAS	2/17/24	Shead	Cryer	Sharp	Roberts	Francis	20 (17-3)
* #10/10 IOWA STATE	2/19/24	---	---	---	---	---	---
* at #12/13 Baylor	2/24/24	---	---	---	---	---	---
* CINCINNATI	2/27/24	---	---	---	---	---	---
* at Oklahoma	3/2/24	---	---	---	---	---	---
* at UCF	3/6/24	---	---	---	---	---	---
* KANSAS	3/9/24	---	---	---	---	---	---
vs. TBA	TBA	---	---	---	---	---	---

TEAM GAME-by-GAME SPECIALTY STATISTICS

Opponent	Date	Points Off Turnovers		2nd Chance Points		Points in the Paint		Fastbreak Points		Bench Points	
		UH	Opp.	UH	Opp.	UH	Opp.	UH	Opp.	UH	Opp.
ULM	11/6/23	30	6	11	9	28	16	13	2	35	10
TEXAS A&M-CORPUS CHRISTI	11/11/23	19	8	20	10	38	12	15	3	24	18
STETSON	11/13/23	39	10	9	8	30	16	14	3	40	16
vs. Towson	11/16/23	16	6	10	3	28	20	12	3	23	14
vs. Utah	11/17/23	19	10	14	14	30	18	5	2	27	2
vs. Dayton	11/19/23	16	6	17	9	26	30	5	0	14	17
MONTANA	11/24/23	21	1	9	6	34	20	17	4	19	27
at Xavier	12/1/23	17	13	18	6	22	22	7	17	11	14
RICE	12/6/23	26	8	18	14	40	16	10	3	29	10
JACKSON STATE	12/10/23	31	12	19	9	26	18	15	2	27	24
vs. rv/rv Texas &M	12/16/23	10	9	9	21	28	20	11	4	5	12
TEXAS STATE	12/21/23	27	9	16	6	42	18	11	4	22	11
PENN	12/30/23	25	4	20	10	44	14	9	0	20	16
* WEST VIRGINIA	1/6/24	14	3	17	8	48	20	4	10	31	23
* at rv/rv Iowa State	1/9/24	6	17	10	5	18	22	2	6	5	9
* at rv/rv TCU	1/13/24	13	7	13	9	40	28	8	8	21	21
* #25/25 TEXAS TECH	1/17/24	17	7	10	7	40	8	10	2	14	4
* UCF	1/20/24	15	5	8	8	24	6	10	9	15	26
* at #21/19 BYU	1/23/24	17	7	15	7	22	28	7	13	16	24
* rv/rv KANSAS STATE	1/27/24	25	11	15	7	28	18	8	4	25	18
* at rv/rv Texas	1/29/24	10	11	19	8	32	24	9	8	6	14
* at #8/9 Kansas	2/3/24	20	6	8	8	24	42	16	9	10	7
* OKLAHOMA STATE	2/6/24	24	12	15	15	44	16	15	4	22	16
* at Cincinnati	2/10/24	8	9	22	14	38	22	2	10	9	31
* rv/- TEXAS	2/17/24	19	4	14	7	32	22	16	7	9	17
* #10/10 IOWA STATE	2/19/24	---	---	---	---	---	---	---	---	---	---
* at #12/13 Baylor	2/24/24	---	---	---	---	---	---	---	---	---	---
* CINCINNATI	2/27/24	---	---	---	---	---	---	---	---	---	---
* at Oklahoma	3/2/24	---	---	---	---	---	---	---	---	---	---
* at UCF	3/6/24	---	---	---	---	---	---	---	---	---	---
* KANSAS	3/9/24	---	---	---	---	---	---	---	---	---	---
vs. TBA	TBA	---	---	---	---	---	---	---	---	---	---
Totals		484	201	356	228	806	496	251	137	479	401
Averages		19.4	8.0	14.2	9.1	32.2	19.8	10.0	5.4	19.2	16.0

RECORDS WATCH

MISCELLANEOUS CONSECUTIVE WINNING SEASONS

Rk.	No.	Seasons
1.	20	1959-60 through 1978-79
2.	8	2015-16 – present
3.	7	1986-87 through 1992-93
4.	6	2004-05 through 2009-10
5.	5	1980-81 through 1984-85
t6.	2	1954-55 through 1955-56
	2	1946 through 1946-47

CONSECUTIVE NON-LOSING SEASONS

Rk.	No.	Seasons
1.	34	1959-60 through 1992-93
2.	8	2015-16 through present
3.	6	2004-05 through 2009-10
4.	5	1946 through 1949-50
5.	3	2011-12 through 2013-14
6.	2	1954-55 through 1955-56

CONSECUTIVE 20-WIN SEASONS

Rk.	No.	Seasons
1.	9	2015-16 through present
t2.	4	1980-81 through 1983-84
	4	1969-70 through 1972-73
4.	3	1965-66 through 1967-68
t5.	2	2007-08 through 2008-09
	2	1991-92 through 1992-93
	2	1976-77 through 1977-78

VICTORIES – 4-YEAR PERIOD

Rk.	No.	Seasons
1.	117	2019-20 through 2022-23
2.	116	2018-19 through 2021-22
3.	115	2020-21 through present
4.	111	2017-18 through 2020-21
5.	109	1980-81 through 1983-84
t6.	104	2016-17 through 2019-20
	104	1981-82 through 1984-85
t8.	103	2015-16 through 2018-19
9.	100	1964-65 through 1967-68
10.	99	1966-67 through 1969-70

VICTORIES – 3-YEAR PERIOD

Rk.	No.	Seasons
1.	93	2020-21 through 2022-23
2.	88	1981-82 through 1983-84
3.	87	2021-22 through present
4	84	2018-19 through 2020-21
t5.	83	2019-20 through 2021-22
	83	2017-18 through 2019-20
t7.	81	2016-17 through 2018-19
	81	1965-66 through 1967-68
9.	79	1982-83 through 1984-85
10.	77	1980-81 through 1982-83

WINNINGEST 4-YEAR CLASSES

Rk.	Wins	Years (Records)	Seniors in Final Season
1.	117	18-19 (33-4), 19-20 (23-8), 20-21 (28-4), 21-22 (33-6)	Fabian White Jr. , Josh Carlton, Kyler Edwards, Taze Moore
2.	116	19-20 (23-8), 20-21 (28-4), 21-22 (32-6), 22-23 (33-4)	Darius Bowser, Reggie Chaney, Marcus Sasser
3.	114	20-21 (28-4), 21-22 (32-6), 22-23 (33-4), 23-24 (21-3)	LJ Cryer, Damian Dunn, Ryan Elvin , J'Wan Roberts , Jamal Shead , Mylik Wilson
4.	111	17-18 (27-8), 18-19 (33-4), 19-20 (23-8), 20-21 (28-4)	Justin Gorham, Brison Gresham, DeJon Jarreau
5.	109	80-81 (21-9), 81-82 (25-8), 82-83 (31-3), 83-84 (32-5)	Derek Giles, Michael Young
t6.	104	16-17 (21-11), 17-18 (27-8), 18-19 (33-4), 19-20 (23-8)	Chris Harris Jr.
	104	81-82 (25-8), 82-83 (31-3), 83-84 (32-5), 84-85 (16-14)	Marvin Alexander, Benny Anders, Braxton Clark, Eric Dickens , Reid Gettys
8.	103	15-16 (22-10), 16-17 (21-11), 17-18 (27-8), 18-19 (33-4)	Breaon Brady, Corey Davis Jr., Landon Goesling, Galen Robinson Jr.
9.	100	64-65 (19-10), 65-66 (23-6), 66-67 (27-4), 67-68 (31-2)	Don Chaney , Elvin Hayes , Vern Lewis
10.	99	66-67 (27-4), 67-68 (31-2), 68-69 (16-10), 69-70 (25-5)	Melvin Bell , Tom Gribben , Ollie Taylor
11.	97	65-66 (23-6), 66-67 (27-4), 67-68 (31-2), 68-69 (16-10)	Billy Bane, Niemer Hamood , Theodis Lee , George Reynolds, Ken Spain
12.	95	67-68 (31-2), 68-69 (16-10), 69-70 (25-5), 70-71 (22-7)	Mars Evans, Poo Welch
13.	93	82-83 (31-3), 83-84 (32-5), 84-85 (16-14), 85-86 (14-14)	Alvin Franklin , Earl Small, Renaldo Thomas
14.	91	79-80 (14-14), 80-81 (21-9), 81-82 (25-8), 82-83 (31-3)	David Bunce , Larry Micheaux , David Rose, Bryan Williams
15.	90	69-70 (25-5), 70-71 (22-7), 71-72 (20-7), 72-73 (23-4)	Jerry Bonney, Clay Hoster , Steve Newsome , Doug Worrell
16.	89	89-90 (25-8), 90-91 (18-11), 91-92 (25-6), 92-93 (21-9)	David Diaz, Darrell Grayson , Craig Lillie, Bo Outlaw, Derrick Smith
t17.	87	75-76 (17-11), 76-77 (29-8), 77-78 (25-8), 78-79 (16-15)	Ken Ciolli , Cedric Fears, George Walker
	87	74-75 , 75-76 (17-11), 76-77 (29-8), 77-78 (25-8)	Cecil Rose , Mike Schultz, Charles Thompson , Mark Trammel
t19.	85	88-89 (17-14), 89-90 (25-8), 90-91 (18-11), 91-92 (25-6)	Derrick Daniels , Roger Fernandes , Sam Mack, Craig Upchurch
	85	63-64 (16-10), 64-65 (19-10), 65-66 (23-6), 66-67 (27-4)	Andrew Benson, Gary Grider , Bob Hayward, Don Kruse, Leary Lentz

Bold – Played 4+ seasons at Houston
(3+ years for those who played before freshmen eligibility)

VICTORIES – 2-YEAR PERIOD

Rk.	No.	Seasons
1.	65	2021-22 through 2022-23
2.	63	1983-83 through 1983-84
3.	61	2020-21 through 2021-22
4.	60	2017-18 through 2018-19
5.	58	1966-67 through 1967-68
t6.	56	2022-23 through present
t6.	56	2018-19 through 2019-20
	56	1981-82 through 1982-83
9.	54	1976-77 through 1977-78
10.	51	2019-20 through 2020-21
11.	50	1965-66 through 1966-67

RECORDS WATCH

INDIVIDUAL • CAREER

WINS

Rk.	No.	Player	Record	Years
1.	121	Fabian White Jr.	121-28	2017-22
2.	110	Jamal Shead	110-16	2020 –
3.	109	Michael Young	109-25	1980-84
4.	107	J'Wan Roberts	107-17	2019 –
5.	103	Galen Robinson Jr.	103-33	2015-19
6.	95	Reid Gettys	95-25	1981-85
t7.	90	Reggie Chaney	90-14	2020-23
		Marcus Sasser	90-17	2019-23
		Alvin Franklin	90-35	1982-86
t10.	89	Larry Micheaux	89-34	1979-83
t11.	87	George Walker	87-42	1975-79
		Ken Ciolli	87-42	1975-79

CONFERENCE WINS

Rk.	No.	Player	Record	Years
1.	61	Fabian White Jr. (American)	61-15	2017-22
t2.	54	J'Wan Roberts (American/Big 12)	54-10	2019 –
t2.	54	Galen Robinson Jr. (American)	54-18	2015-19
4.	53	Jamal Shead (American/Big 12)	53-9	2020 –
5.	52	Michael Young (SWC)	52-12	1980-84
6.	47	Alvin Franklin (SWC)	47-17	1982-86
t7.	45	Reggie Chaney (AAC)	45-7	2020-23
		Larry Micheaux (SWC)	45-19	1979-83
t9.	44	Marcus Sasser (American)	44-9	2019-23
		Reid Gettys (SWC)	44-16	1981-85
t11.	42	Derrick Daniels (SWC)	42-20	1988-92
		Hakeem Olajuwon (SWC)	42-6	1981-84
		Craig Upchurch (SWC)	42-20	1987-92
t14.	40	Greg Anderson (SWC)	40-24	1983-87
		Rickie Winslow (SWC)	40-24	1983-87

FERTITTA CENTER WINS

Rk.	No.	Player	Record	Years
t1.	59	J'Wan Roberts	59-3	2019 –
t1.	59	Jamal Shead	59-3	2020 –
t3.	49	Marcus Sasser	49-4	2019-23
	49	Fabian White Jr.	49-4	2017-22
5.	45	Reggie Chaney	45-3	2020-23
6.	43	Brisen Gresham	43-3	2018-21
7.	40	DeJon Jarreau	40-3	2018-21
t8.	39	Ryan Elvin	39-0	2020 –
t8.	39	Ja'Vier Francis	39-2	2021 –
10.	34	Tramon Mark	34-2	2020-23
11.	30	Ramon Walker Jr.	30-2	2021 –
t12.	29	Emanuel Sharp	29-1	2021 –
t12.	29	Nate Hinton	29-3	2018-20
t14.	28	Justin Gorham	28-2	2018-21
		Quentin Grimes	28-2	2019-21
**	21	Terrance Arceneaux	21-2	2022 –

POINTS

Rk.	No.	Player	G	Years
1.	2,884	Elvin Hayes	93	1965-68
2.	2,832	Otis Birdsong	116	1973-77
3.	2,043	Michael Young	134	1980-84
4.	1,880	Craig Upchurch	126	1987-92
5.	1,838	Rob Williams	88	1979-82
6.	1,765	Louis Dunbar	79	1972-75
7.	1,741	Dwight Davis	84	1969-72
8.	1,710	Rob Gray	91	2015-18
9.	1,684	Alvin Franklin	125	1982-86
10.	1,662	Greg Anderson	123	1983-87
11.	1,548	Rickie Winslow	123	1983-87
12.	1,516	Aubrey Coleman	67	2008-10
13.	1,476	Kenneth Williams	126	1976-80
14.	1,465	Kelvin Lewis	100	2007-10
15.	1,458	Marcus Sasser	107	2019-23
16.	1,452	Gary Phillips	79	1958-61
17.	1,435	Robert McKiver	67	2006-08
18.	1,407	Andre Owens	87	2002-05
19.	1,388	TaShawn Thomas	96	2011-14
20.	1,383	Clyde Drexler	96	1980-83
21.	1,381	Charles Thompson	118	1974-78
22.	1,332	Hakeem Olajuwon	100	1981-84
23.	1,322	Larry Micheaux	123	1979-83
24.	1,298	Tim Moore	70	1993-96
25.	1,250	Lanny Smith	122	2003-08
26.	1,244	Cecil Rose	114	1974-78
27.	1,237	Joe Hamood	84	1963-66
28.	1,234	Fabian White Jr.	149	2017-22
29.	1,231	Ollie Taylor	56	1968-70
30.	1,195	Ted Luckenbill	72	1958-61
31	1,175	Jamal Shead	126	2020 –
32.	1,162	Don Boldebuck	51	1954-56
33.	1,139	Don Schverak	85	1960-64
34.	1,135	Galen Robinson	96	1994-98
35.	1,133	Don Chaney	90	1965-68
36.	1,132	George Williams	90	1999-02
37.	1,131	Kenny Younger	87	1997-00
38.	1,114	Gee Gervin	58	1998-00
39.	1,107	George Walker	129	1975-79
40.	1,088	Steve Newsome	83	1970-73
41.	1,087	Derrick Daniels	124	1988-92
42.	1,086	Corey Davis Jr.	72	2017-19
43.	1,077	Jherrod Stiggers	97	2011-15
44.	1,073	Lyle Harger	76	1960-63
45.	1,057	Richard Hollis	62	1987-89
46.	1,051	Byron Smith	62	1989-91
47.	1,050	David Marrs	102	1972-76
48.	1,041	Damon Jones	81	1994-97
49.	1,026	Lloyd Hendrix	89	1947-51
50.	1,025	Ken Spain	90	1966-69
51.	1,001	Damyean Dotson	64	2015-17
**	757	J'Wan Roberts	124	2020 –

1,000-POINT COLLEGIATE CAREERS

**	1,220	Damian Dunn	97	2019 –
**	1,170	LJ Cryer	95	2020 –
**	843	Mylik Wilson	111	2019 –

FASTEST to 1,000 Points

Rk.	G	Player	Years
1.	37	Elvin Hayes	1965-68
2.	43	Don Boldebuck	1954-56
t3.	47	Louis Dunbar	1972-75
		Ollie Taylor	1968-70
5.	45	Aubrey Coleman	2008-10
6.	50	Rob Williams	1979-82
7.	51	Gee Gervin	1998-00
t8.	52	Robert McKiver	2006-08
		Otis Birdsong	1973-77
10.	53	Dwight Davis	1969-72
11.	54	Tim Moore	1993-96
t12.	55	Rob Gray	2015-18
		Gary Phillips	1958-61
t14.	59	Byron Smith	1989-91
		Richard Hollis	1987-89
16.	62	Ted Luckenbill	1958-61
17.	64	Damyean Dotson	2015-17
18.	65	Andre Owens	2002-05
19.	68	Craig Upchurch	1987-92
20.	69	Corey Davis Jr.	2017-19
t21.	70	TaShawn Thomas	2011-14
		Kelvin Lewis	2007-10
23.	71	Clyde Drexler	1980-83
t24.	73	Joe Hamood	1963-66
		Lyle Harger	1960-63
t26.	75	George Williams	1999-02
		Kenny Younger	1997-00
		Donnie Schverak	1960-64
29.	76	Steve Newsome	1970-73
30.	* 77	Lloyd Hendrix	1947-51
31.	78	Damon Jones	1994-97
32.	79	Michael Young	1980-84
33.	80	Marcus Sasser	2019-23
t34.	81	Hakeem Olajuwon	1981-84
		Don Chaney	1965-68
36.	83	Rickie Winslow	1983-87
37.	85	Lanny Smith	2003-08
t38.	87	Galen Robinson	1994-98
		Greg Anderson	1983-87
t40.	89	Alvin Franklin	1982-86
		Ken Spain	1966-69
42.	92	Jherrod Stiggers	2013-15
43.	94	Charles Thompson	1974-78
44.	95	Kenneth Williams	1976-80
45.	98	Larry Micheaux	1979-83
46.	99	Cecil Rose	1974-78
47.	100	David Marrs	1972-76
t48.	116	Jamal Shead	2020 –
	116	Derrick Daniels	1988-92
50.	123	George Walker	1975-79
51.	132	Fabian White Jr.	2017-22

* – Game-by-game records from 1947-55 are incomplete.

Hendrix' game total is estimated based on scoring average from the 1950-51 season. Exact number is unknown.

RECORDS WATCH

REBOUNDS

Rk.	No.	Player	G	Years
1.	1,602	Elvin Hayes	93	1965-68
2.	1,067	Hakeem Olajuwon	100	1981-84
3.	1,045	Greg Anderson	123	1983-87
4.	969	Rickie Winslow	124	1983-87
5.	961	Dwight Davis	84	1969-72
6.	948	Clyde Drexler	96	1980-83
7.	863	Don Boldebuck	51	1954-55
8.	859	Ken Spain	90	1966-69
9.	833	TaShawn Thomas	96	2011-14
10.	797	Craig Upchurch	126	1987-92
11.	795	Michael Young	134	1980-84
12.	787	Larry Micheaux	123	1979-83
13.	777	Charles Thompson	118	1974-78
14.	766	Lyle Harger	76	1960-63
15.	765	Maurice Presley	79	1972-75
16.	755	Steve Newsome	83	1970-73
17.	739	Dwight Jones	54	1971-73
18.	737	J'Wan Roberts	124	2019 –
19.	735	Leary Lentz	89	1964-67
20.	704	Fabian White Jr.	149	2017-22
21.	703	Tim Moore	49	1993-96

GAMES PLAYED

Rk.	No.	Player	Years
1.	149	Fabian White Jr.	2017-22
2.	136	Galen Robinson Jr.	2015-19
3.	134	Michael Young	1980-84
t4.	129	Ken Ciolli	1975-79
		George Walker	1975-79
t6.	126	Jamal Shead	2020 –
t6.	126	Danrad Knowles	2013-17
		Craig Upchurch	1987-92
		Kenneth Williams	1976-80
10.	125	Alvin Franklin	1982-86
t11.	124	J'Wan Roberts	2019 –
t11.	124	Derrick Daniels	1988-92
		Rickie Winslow	1983-87
t14.	123	Greg Anderson	1983-87
		Larry Micheaux	1979-83
t16.	122	Zamal Nixon	2007-11
		Lanny Smith	2003-08
18.	120	Reid Gettys	1981-85
19.	119	Marcus Oliver	1999-04
20.	118	Charles Thompson	1974-78

GAMES STARTED

Rk.	No.	Player	Years
1.	129	Michael Young	1980-84
2.	126	Craig Upchurch	1987-92
3.	124	Derrick Daniels	1988-92
4.	123	Rickie Winslow	1983-87
5.	119	Galen Robinson Jr.	2015-19
6.	113	Lanny Smith	2003-08
7.	112	Alvin Franklin	1982-86
8.	107	Larry Micheaux	1979-83
t9.	96	Jamal Shead	2020 –
t9.	96	TaShawn Thomas	2011-14
11.	95	Clyde Drexler	1980-83
12.	94	Greg Anderson	1983-87
13.	93	Marcus Sasser	2019-23
14.	91	Kelvin Lewis	2007-10
15.	90	Fabian White Jr.	2017-22
16.	88	George Williams	1999-02
17.	87	Kenny Younger	1997-00
18.	86	Rob Williams	1979-82
19.	85	Andre Owens	2002-05
20.	82	Jack Foster	1953-56

MINUTES PLAYED

Rk.	No.	Player	G	Years
1.	4,498	Michael Young	134	1980-84
2.	4,087	Rickie Winslow	124	1983-87
3.	4,065	Derrick Daniels	124	1988-92
4.	4,062	Otis Birdsong	116	1973-77
5.	3,916	Craig Upchurch	126	1987-92
6.	3,830	Alvin Franklin	125	1982-86
7.	3,773	Galen Robinson Jr.	136	2015-19
8.	3,535	Lanny Smith	122	2003-08
9.	3,457	Greg Anderson	123	1983-87
10.	3,418	Larry Micheaux	123	1979-83
11.	3,386	Jamal Shead	126	2020 –
12.	3,335	Elvin Hayes	93	1965-68
13.	3,299	Kelvin Lewis	100	2007-10
14.	3,255	Clyde Drexler	96	1980-83
15.	3,161	Fabian White Jr.	149	2017-22
16.	3,129	Rob Williams	88	1979-82
17.	3,115	Andre Owens	87	2002-05
18.	3,132	Marcus Sasser	107	2019-23
19.	3,039	George Williams	90	1999-02
20.	3,036	Dwight Davis	84	1969-72

ASSISTS

Rk.	No.	Player	G	Years
1.	740	Reid Gettys	120	1981-85
2.	711	Derrick Daniels	124	1988-92
3.	629	Ken Ciolli	129	1975-79
4.	604	Jamal Shead	126	2020 –
5.	578	Galen Robinson Jr.	136	2015-19
t6.	502	Alvin Franklin	125	1982-86
		Lanny Smith	122	2003-08
8.	407	Rob Williams	88	1979-82
9.	365	Otis Birdsong	116	1973-77
10.	346	Joe Hamood	84	1963-66
11.	343	DeJon Jarreau	91	2018-21
12.	338	Cecil Rose	114	1974-78
13.	334	Anthony Goldwire	57	1992-94
14.	330	Kenneth Williams	126	1976-80
15.	323	Louis Dunbar	79	1972-75
16.	321	Steve Newsome	83	1970-73
17.	320	Donnell Hayes	79	1971-74
t18.	314	Damon Jones	81	1994-97
		Poo Welch	59	1969-71
20.	310	Tom Gribben	86	1967-70
21.	303	Clyde Drexler	96	1980-83

ASSISTS AVERAGE (min. 45 games)

Rk.	Avg.	Player	Asts.	G	Years
1.	6.2	Reid Gettys	740	120	1981-85
2.	5.9	Anthony Goldwire	334	57	1992-94
3.	5.7	Derrick Daniels	711	124	1988-92
4.	5.32	Poo Welch	314	59	1969-71
5.	5.29	L.J. Rose	259	49	2013-15
6.	5.1	George Reynolds	274	54	1967-69
7.	4.9	Ken Ciolli	629	129	1975-79
8.	4.79	Jamal Shead	604	126	2020 –
9.	4.63	Rob Williams	407	88	1979-82
10.	4.26	Randy Brown	243	57	1986-88
11.	4.25	Galen Robinson Jr.	578	136	2015-19
12.	4.119	Joe Hamood	346	84	1963-66
13.	4.118	Desmond Wade	280	68	2008-10
14.	4.115	Lanny Smith	502	122	2003-08
15.	4.09	Louis Dunbar	323	79	1972-75
16.	4.05	Donnell Hayes	320	79	1971-74
17.	4.02	Alvin Franklin	502	125	1982-86
18.	3.88	Damon Jones	314	81	1994-97
19.	3.87	Steve Newsome	321	83	1970-73
20.	3.77	DeJon Jarreau	343	91	2018-21

100-ASSIST SEASONS

4

Derrick Daniels	1991-92 (155); 1990-91 (179); 1989-90 (196); 1988-89 (181)
Galen Robinson Jr.	2018-19 (183); 2017-18 (130); 2016-17 (155); 2015-16 (110)

3

Jamal Shead	2023-24 (144); 2022-23 (200); 2021-22 (221)
DeJon Jarreau	2020-21 (133); 2019-20 (110); 2018-19 (100)
Lanny Smith	2007-08 (108); 2005-06 (162); 2004-05 (134)
Alvin Franklin	1985-86 (127); 1984-85 (141); 1983-84 (157)
Reid Gettys	1984-85 (208); 1983-84 (309); 1982-83 (209)
Rob Williams	1981-82 (134); 1980-81 (146); 1979-80 (127)
Ken Ciolli	1978-79 (173); 1977-78 (160); 1976-77 (201)

2

L.J. Rose	2014-15 (101); 2013-14 (154)
Desmond Wade	2009-10 (167); 2008-09 (113)
Damon Jones	1996-97 (132); 1995-96 (105)
Anthony Goldwire	1993-94 (164); 1992-93 (170)
Kenneth Williams	1979-80 (112); 1978-79 (100)
Louis Dunbar	1973-74 (118); 1972-73 (112)
Steve Newsome	1972-73 (121); 1971-72 (114)
Poo Welch	1970-71 (134); 1969-70 (180)
Tom Gribben	1969-70 (130); 1968-69 (146)
George Reynolds	1968-69 (117); 1967-68 (157)
Joe Hamood	1965-66 (190); 1964-65 (120)

STEALS

Rk.	No.	Player	G	Years
1.	268	Clyde Drexler	96	1980-83
2.	237	Ken Ciolli	129	1975-79
3.	217	Otis Birdsong	116	1973-77
4.	215	Michael Young	134	1980-84
5.	209	Kenneth Williams	126	1976-80
6.	207	Rickie Winslow	124	1983-87
7.	203	Jamal Shead	126	2020 –
8.	183	Oliver Lafayette	64	2005-07
9.	168	Aubrey Coleman	67	2008-10
10.	158	Craig Upchurch	126	1987-92

STEALS AVERAGE (min. 50 games)

Rk.	Avg.	Player	Stls.	G	Years
1.	2.9	Oliver Lafayette	183	64	2005-07
2.	2.8	Clyde Drexler	268	96	1980-83
3.	2.5	Aubrey Coleman	168	67	2008-10
4.	2.3	Brian Latham	148	63	2004-06
5.	2.001	Anthony Goldwire	115	57	1992-94
6.	2.0	Bo Outlaw	122	61	1991-93
7.	1.91	Randy Brown	109	57	1986-88
8.	1.87	Otis Birdsong	217	116	1973-77
9.	1.85	Dominic Smith	111	60	2000-02
10.	1.84	Ken Ciolli	237	129	1975-79
11.	1.78	Rob Williams	157	88	1979-82
12.	1.669	Rickie Winslow	207	124	1983-87
13.	1.659	Kenneth Williams	209	126	1976-80
14.	1.629	Richard Hollis	101	62	1987-89
15.	1.611	Jamal Shead	203	126	2019 –
16.	1.604	Michael Young	215	134	1980-84
17.	1.5690	Gee Gervin	91	58	1998-00
18.	1.493	Robert McKiver	100	67	2006-08
19.	1.4714	Tim Moore	103	70	1993-96
20.	1.4706	Desmond Wade	100	68	2008-10
21.	1.470	Kelvin Lewis	147	100	2007-10

RECORDS WATCH

FRESHMAN • SEASON

FIELD GOAL PERCENTAGE (min. 120 att.)

Rk.	Pct.	Player	FGM-A	Season
1.	57.7	TaShawn Thomas	138-239	2011-12
2.	57.1	Rickie Winslow	133-233	1983-84
3.	56.6	Craig Upchurch	148-262	1987-88
4.	56.0	Fabian White Jr.	75-134	2017-18
5.	53.7	George Walker	72-134	1975-76
6.	51.6	George Williams	174-337	1999-00
7.	51.3	Rob Williams	180-351	1979-80
8.	50.5	Clyde Drexler	153-303	1980-81
9.	49.4	Otis Birdsong	154-312	1973-74
10.	49.2	Michael Young	157-319	1980-81
*	55.7	Joseph Tugler	39-70	2023-24

REBOUNDS

Rk.	No.	Player	G	Season
1.	314	Clyde Drexler	30	1980-81
2.	263	George Williams	31	1999-00
t3.	245	Jarace Walker	36	2022-23
		TaShawn Thomas	30	2011-12
5.	203	Rickie Winslow	37	1983-84
6.	190	Michael Young	30	1980-81
t7.	163	Danuel House	33	2012-13
		Craig Upchurch	31	1987-88
9.	162	Nate Hinton	37	2018-19
10.	154	Alton Ford	26	2000-01
*	108	Joseph Tugler	25	2023-24

REBOUNDING AVERAGE

Rk.	Avg.	Player	Rebs.	G.	Season
1.	10.5	Clyde Drexler	314	30	1980-81
2.	8.5	George Williams	263	31	1999-00
3.	8.2	TaShawn Thomas	245	30	2011-12
4.	6.8	Jarace Walker	245	36	2022-23
5.	6.3	Michael Young	190	30	1980-81
6.	5.9	Alton Ford	154	26	2000-01
7.	5.5	Rickie Winslow	203	37	1983-84
8.	5.4	Alandise Harris	145	27	2010-11
9.	5.3	Craig Upchurch	163	31	1987-88
10.	4.93	Danuel House	163	33	2012-13
*	4.32	Joseph Tugler	108	25	2023-24

BLOCKED SHOTS

Rk.	No.	Player	G	Season
1.	64	TaShawn Thomas	30	2011-12
2.	46	Jarace Walker	36	2022-23
3.	37	Danrad Knowles	31	2013-14
4.	32	Fabian White Jr.	35	2017-18
5.	30	Joseph Tugler	25	2023-24
6.	28	Clyde Drexler	30	1980-81
7.	26	Alandise Harris	27	2010-11
t8.	24	George Williams	31	1999-00
t8.	24	Greg Anderson	35	1983-84
10.	23	Rickie Winslow	37	1983-84

BLOCKED SHOTS AVERAGE

Rk.	Avg.	Player	Blks.	G	Season
1.	2.1	TaShawn Thomas	64	30	2011-12
2.	1.28	Jarace Walker	46	36	2022-23
3.	1.20	Joseph Tugler	30	25	2023-24
4.	1.19	Danrad Knowles	37	31	2013-14
5.	1.0	Valentine Izundu	22	22	2012-13
6.	1.0	Alandise Harris	26	27	2010-11
7.	0.93	Clyde Drexler	28	30	1980-81
8.	0.91	Fabian White Jr.	32	35	2017-18
9.	0.77	George Williams	24	31	1999-00
10.	0.731	Alton Ford	19	26	2000-01

STEALS

Rk.	No.	Player	G	Season
1.	60	Rickie Winslow	37	1983-84
2.	58	Clyde Drexler	30	1980-81
3.	49	Tommy Davis	28	1994-95
4.	48	George Williams	31	1999-00
5.	48	Rob Williams	28	1979-80
6.	47	Desmond Wade	33	2008-09
7.	46	Michael Young	30	1980-81
8.	43	Otis Birdsong	26	1973-74
9.	41	Kenneth Williams	36	1976-77
10.	38	Nate Hinton	37	2018-19
*	25	Joseph Tugler	25	2023-24

STEALS AVERAGE

Rk.	No.	Player	Stls.	G	Season
1.	1.93	Clyde Drexler	58	30	1980-81
2.	1.75	Tommy Davis	49	28	1994-95
3.	1.71	Rob Williams	48	28	1979-80
4.	1.65	Otis Birdsong	26	43	1973-74
5.	1.62	Rickie Winslow	60	37	1983-84
6.	1.54	George Williams	48	31	1999-00
7.	1.53	Michael Young	46	30	1980-81
8.	1.4	Desmond Wade	47	33	2008-09
9.	1.14	Randy Brown	32	28	1986-87
10.	1.14	Kenneth Williams	41	36	1976-77
*	1.00	Joseph Tugler	25	25	2023-24

GAMES PLAYED

Rk.	No.	Player	Season
t1.	37	Cedrick Alley Jr.	2018-19
		Nate Hinton	2018-19
		Rickie Winslow	1983-84
t4.	36	Jarace Walker	2022-23
		Kenneth Williams	1976-77
t6.	35	Fabian White Jr.	2017-18
		Greg Anderson	1983-84
8.	34	Terrance Arceneaux	2022-23
t9.	33	Emanuel Sharp	2022-23
		Danuel House	2012-13
		Desmond Wade	2008-09
		Bryan Shelton	2001-02
*	25	Joseph Tugler	2023-24



QUICK FACTS

Dates:	Aug. 4-15, 2023
Departed:	6:30 p.m. (CDT), Aug. 4, 2023
Returned:	1:30 p.m. (CDT), Aug. 15, 2023
Air Miles (Total):	17,162 miles

GAMES SCHEDULE

Monday, Aug. 7 • Sydney
Houston 93, East All-Stars 52
Wednesday, Aug. 9 • Cairns
Australia National Team 99, Houston 65
Saturday, Aug. 12 • Melbourne
Houston 109, Frankston Blues 64
Sunday, Aug. 13 • Melbourne
Houston 88, AUSA Select 50

TEAM LEADERS

Scoring	LJ Cryer (18.3 ppg)
Field-Goal Percentage	Ramon Walker Jr. (.769)
3-Point Field Goals	LJ Cryer (12)
Free Throw Percentage	Damian Dunn (.867)
Rebounding	Terrance Arceneaux (7.3 rpg)
Assists	Mylik Wilson (4.0 apg)
Blocks	Joseph Tugler (1.3 bpg)
Steals	Mylik Wilson (2.8 spg)

CULTURAL SITES VISITED

Sunday, Aug. 6	Sydney Opera House
Monday, Aug. 7	Manly Beach
Thursday, Aug. 10	Great Barrier Reef
Friday, Aug. 11	Melbourne Football Club Australian Rules Football Game
Sunday, Aug. 13	Melbourne Zoo
Monday, Aug. 14	Sydney Harbor

• For the third time under **Head Coach Kelvin Sampson**, the Cougars enjoyed an international trip, heading to Australia in August 2023.

• The 12-day trip featured four games in three cities and covered more than 17,000 air miles total with a 19.5-hour flight from San Francisco to Sydney.

• Under NCAA rules, teams are allowed one international trip every four years.

• Cougars began using their allowable 10 team practices inside Fertitta Center in late July before leaving Houston for Sydney on the afternoon of Aug. 4

• Houston opened its game schedule with a 93-52 win over East All-Stars in Sydney.

• Following a 99-65 loss to an Australia National Team which featured several NBA stars, the Cougars returned to the win column with back-to-back victories against Frankston Blues (109-56) and AUSA Select (88-50) with both of those games in Melbourne.

• In addition to the basketball competition, the Cougars enjoyed visits to Australian cultural sites, including the iconic Sydney Opera House, Manly Beach, an excursion to the Great Barrier Reef, a Melbourne Football Club Australian Rules Football Game, Melbourne Zoo and a cruise of Sydney Harbor.

• The Cougars returned to the Lone Star State on the afternoon of Aug. 15 with the start of classes less than a week later.



WELCOME to the HOUSTON COUGARS, JACE ABARCA



• **Jace Abarca** returns for his second season with the University of Houston Men's Basketball program as Head Ball Kid in 2023-24.

• Jace joined the Cougars in a special ceremony inside the Guy V. Lewis Development Facility prior to the 2022-23 season on Oct. 4, 2022.

• Sitting beside his parents, Yaneth and James, and with his two brothers, Jace signed his Cougars Letter of Intent in front of his new teammates, coaches and the University of Houston band and cheer members and media members.

• As part of his signing, Jace serves as the Head Ball Kid at all Houston home Men's Basketball games inside the Fertitta Center.

• Jace joined the Cougars as part of a partnership with Team IMPACT. He lives with lupus and kidney disorders. Lupus is an inflammatory disease in which the body's immune systems attacks its own tissues and organs.

• Jace loves to read and play video games, like Roblox and Fortnite. He also enjoys science, engineering and geography. Jace is a big fan of the TV show Chicago Med and loves to talk about medical things.

• Nine-year-old **Nicholas Hickey** was Houston Men's Basketball's first Team IMPACT signee in October 2017. Nicholas battled epilepsy, apraxia of speech and autism.



HOUSTON ATHLETICS & TEAM IMPACT

2022	Jace Abarca	Men's Basketball
	Emilia	Swimming and Diving
	Bella	Soccer
2021	Vinny Robins	Football
2017	Nicholas Hickey	Men's Basketball
	Zamya Sumling	Volleyball
2014	Maycie Gonzalez	Track & Field

• Houston Athletics has worked with Team IMPACT for the past 2+ years, matching children across its Men's Basketball, Football, Soccer and Swimming and Diving programs.



The University of Houston Men's and Women's Basketball programs began play in a new game arena during the 2018-19 season when the Fertitta Center officially opened with a 65-61 win over No. 18/21 Oregon on Dec. 1, 2018, in front of a sellout crowd of 7,039.

With the completion of the 2016-17 season, Hofheinz Pavilion underwent a \$60 million renovation. The renovation was made possible through a generous \$20 million donation from University of System Board of Regents Chairman Tilman J. Fertitta and his family in late August 2016.

The facility features a premium club area and a courtside club. The reconfigured bowl moved mid-court seating locations closer to game action with floor-level seating opposite the team benches for UH students. Renovations included a new audio system, sports lighting and video boards as well as new concession stands and expanded restrooms. The facility's exterior also was refreshed.

Prominent to the center's exterior, the renovation will preserve the legacy of the Hofheinz family and its contributions to both UH and the city of Houston.


QUICK FACTS

Name:	Fertitta Center
Location:	3422 Cullen Blvd. Corner of Cullen Boulevard and Holman Street on the UH campus
Capacity:	7,035
All-Time Record:	90-6 (.938)
All-Time Attendance:	598,325 (6,233 avg.)
First Game:	vs. #18/21 Oregon (Dec. 1, 2018)
First Win:	W, 65-61, vs. #18/21 Oregon (Dec. 1, 2018)
Current Streak:	19 wins (Jan. 28, 2023 – present)
Long Winning Streak:	37 games (Dec. 19, 2019 – Feb. 12, 2022)
Long Losing Streak:	1 (Jan. 22, 2023; Dec. 10, 2022; Feb. 12, 2022; Dec. 15, 2019; Nov. 15, 2019; March 2, 2019)
Renovation Cost:	\$60 million
Historic Donation:	\$20 million from UH System Board of Regents Chairman Tilman J. Fertitta and his family
Arena Amenities	Premium club area and courtside club Reconfigured bowl with mid-court seating closer to game action Floor-level seating opposite team benches for UH students New audio system, sports lighting and video boards New concession stands and expanded restrooms
Architects:	PGAL and AECOM
Project Manager:	Turner Construction

In December 2019, a statue of former Harris County Judge Roy Hofheinz was dedicated with members of his family outside the Fertitta Center Club lower entrance off Holman Street. Fans can learn more about Hofheinz and his contributions to the University, city and state at the Roy Hofheinz Wall, located on the concourse near Section 107.

The University of Houston will request that city officials rename a portion of Holman Street in front of the arena after the Hofheinz family. In addition, Roy Hofheinz's records will be permanently archived and publicly accessible as a special collection in the UH library, and the Alumni Center will house an area describing the lives and public service of Roy and Irene Hofheinz.

"This gift is personal. It represents a commitment from my family and me to support the University of Houston in its quest to strengthen our nationally competitive institution both in academics and athletics," Fertitta said. "Upgrading our athletics facilities shows we are serious about competing at the highest levels of collegiate sports for many years to come. I'm proud of where the University of Houston is today and I'm proud to make this investment in my university's future."



FERTITTA CENTER TEAM RECORDS

SELLOUTS

72 total (13 straight • 34 of last 35)

Rk.	Att.	Opponent	Result	Date
1.	7,904	vs. rv/- Texas	W, 82-61	2/17/24
2.	7,879	Wichita State	W, 83-66	3/2/23
3.	7,763	Tulane	W, 89-59	2/22/23
4.	7,730	Memphis	W, 72-64	2/19/23
5.	7,718	#8/10 Alabama	L, 65-71	12/10/22
6.	7,603	rv/rv SMU	W, 75-61	2/2/22
7.	7,598	Cincinnati	W, 71-53	3/1/22
8.	7,586	#25/25 Texas Tech	W, 77-54	1/17/24
9.	7,562	Temple	W, 84-46	3/3/22
10.	7,488	Texas State	W, 80-47	12/22/21
11.	7,484	Temple	L, 55-56	1/22/23
12.	7,478	SMU	W, 87-53	1/5/23
13.	7,477	Cincinnati	W, 75-69	1/28/23
14.	7,473	South Florida	W, 83-77	1/11/23
15.	7,457	UCF	W, 71-65	12/31/22
16.	7,418	McNeese	W, 83-44	12/21/22
17.	7,451	Montana	W, 79-44	11/24/23
18.	7,450	Memphis	L, 59-69	2/12/22
19.	7,387	West Virginia	W, 89-55	1/6/24
20.	7,378	Kent State	W, 49-44	11/26/22
21.	7,369	Tulsa	W, 80-42	2/8/23
22.	7,322	Texas Southern	W, 83-48	11/16/22
23.	7,312	Tulane	W, 73-62	2/2/22
24.	7,308	Norfolk State	W, 100-52	11/29/22
25.	7,287	East Carolina	W, 79-36	1/22/22
26.	7,283	North Florida	W, 76-42	12/6/22
27.	7,268	North Carolina A&T	W, 74-46	12/13/22
28.	7,260	Kansas State	W, 74-52	1/27/24
29.	7,246	Oral Roberts	W, 83-45	11/14/22
30.	7,231	Texas State	W, 72-37	12/21/23
31.	7,216	Penn	W, 81-42	12/30/23
32.	7,205	Oklahoma State	W, 79-63	2/6/24
33.	7,184	UCF	W, 57-42	1/20/24
34.	7,159	Rice	W, 75-39	12/6/23
35.	7,145	Texas A&M-Corpus Christi	W, 82-50	11/11/23
36.	7,135	rv/rv Wichita State	W, 76-43	2/9/20
37.	7,129	Memphis	W, 64-57	3/8/20
38.	7,122	Jackson State	W, 89-55	12/9/23
39.	7,104	Stetson	W, 79-48	11/13/23
40.	7,069	Cincinnati	W, 68-55	3/1/20
t41.	7,051	Wichita State	W, 76-66	1/8/22
	7,051	Bryant	W, 111-44	12/3/21
	7,051	rv/#25 Virginia	W, 67-47	11/16/21
44.	7,042	Northern Colorado	W, 83-36	11/7/22
t45.	7,039	SMU	W, 90-79	3/7/19
		UCF	L, 64-69	3/2/19
		South Florida	W, 94-50	2/23/19
		#25/23 Cincinnati	W, 65-58	2/10/19
		Temple	W, 73-66	1/31/19
		Wichita State	W, 79-70	1/12/19
		Memphis	W, 80-77	1/6/19
t53.	7,035	LSU	W, 82-76	12/12/18
		UConn	W, 63-59	1/23/20
		UCF	W, 78-63	1/3/20
		Oklahoma State	L, 55-61	12/15/19
		BYU	L, 71-72	11/15/19
		#18/21 Oregon	W, 65-61	12/1/18

All 15 home games in 2020-21 were limited to 1,859 capacity due to COVID-19 protocols and sold out

MINUTES PLAYED

Game: 45, vs. Hofstra (11/9/21)

MARGIN OF VICTORY

UH (High): 67 (111-44), vs. Bryant (12/3/21)

Opp: 10 (59-69), vs. Memphis (2/12/22)

POINTS SCORED – GAME

UH (High): 112, vs. Our Lady of the Lake (2/6/21)

Opp (High): 79, vs. SMU (3/7/19)

UH (Low): 49, vs. Kent State (11/26/22)

Opp (Low): 31, vs. ULM (11/6/23)

POINTS SCORED – HALF

UH (High): 60 (1st), vs. Northwestern State (11/30/21)

Opp (High): 60 (1st), vs. Our Lady of the Lake (2/6/21)

UH (Low): 45 (1st), vs. LSU (12/18/22)

Opp (Low): 19 (1st), vs. Oklahoma State (12/15/19)

Opp (Low): 13 (1st), vs. Northern Colorado (11/7/22)

FIELD GOALS

UH (High): 46, vs. Our Lady of the Lake (2/6/21)

Opp (High): 29, vs. Hofstra (11/9/21)

UH (Low): 16, vs. Kent State (11/26/22)

Opp (Low): 7, vs. UCF (1/20/24)

FIELD GOAL ATTEMPTS

UH (High): 83, vs. Our Lady of the Lake (2/6/21)

Opp (High): 74, vs. Hofstra (11/9/21)

UH (Low): 47, vs. UConn (1/23/20)

Opp (Low): 39, vs. ULM (11/6/23)

Opp (Low): 39, vs. Northern Colorado (11/7/22)

FIELD GOAL PERCENTAGE

UH (High): 62.0 (44-71), vs. Bryant (12/3/21)

Opp (High): 64.9 (24-37), vs. Wichita State (3/2/23)

UH (Low): 31.1 (19-61), vs. Oklahoma State (12/15/19)

Opp (Low): 15.9 (7-44), vs. UCF (1/20/24)

3-POINT FIELD GOALS

UH (High): 17, vs. Norfolk State (11/29/22)

Opp (High): 12, vs. Hofstra (11/9/21)

UH (Low): 2, vs. Kent State (11/26/22)

Opp (Low): 2, vs. Louisiana (12/14/21)

Opp (Low): 1, vs. Norfolk State (11/29/22)

1, vs. East Carolina (1/22/22)

1, vs. Boise State (11/27/20)

1, vs. Lamar (11/25/20)

3-POINT FIELD GOAL ATTEMPTS

UH (High): 36, vs. Tulane (1/9/21)

Opp (High): 43, vs. Hofstra (11/9/21)

UH (Low): 12, vs. UConn (1/23/20)

Opp (Low): 13, vs. Lamar (11/25/20)

3-POINT FIELD GOAL PERCENTAGE (min. 10 att.)

UH (High): 66.7 (16-24), vs. East Carolina (1/23/19)

Opp (High): 52.6 (10-19), vs. SMU (3/7/19)

UH (Low): 9.5 (2-21), vs. Louisiana (12/14/21)

Opp (Low): 5.3 (1-19), vs. East Carolina (1/22/22)

FREE THROWS

UH (High): 31, vs. South Carolina (12/5/20)

Opp (High): 29, vs. LSU (12/12/18)

UH (Low): 2, vs. Tulane (1/9/21)

Opp (Low): 3, vs. Stetson (11/13/23)

Opp (Low): 3, vs. Texas State (12/22/21)

FREE THROW ATTEMPTS

UH (High): 38, vs. South Carolina (12/5/20)

Opp (High): 38, vs. UCF (1/3/20)

Opp (High): 38, vs. LSU (12/12/18)

Opp (High): 38, vs. LSU (12/12/18)

UH (Low): 4, vs. Tulane (1/9/21)

Opp (Low): 4, vs. Texas State (12/22/21)

FREE THROW PERCENTAGE (min. 10 att.)

UH (High): 90.9 (20-22), vs. Wichita State (3/2/23)

Opp (High): 90.9 (10-11), vs. WKU (2/25/21)

Opp (High): 94.7 (18-19), vs. Memphis (2/12/22)

UH (Low): 42.9 (6-14), vs. Temple (3/3/22)

Opp (Low): 31.3 (5-16), vs. Cincinnati (3/1/22)

REBOUNDS

UH (High): 56, vs. Kent State (11/26/22)

Opp (High): 44, vs. #8/10 Alabama (12/10/22)

UH (Low): 26, vs. Wichita State (3/2/23)

Opp (Low): 21, vs. Stetson (11/13/23)

ASSISTS

UH (High): 27, vs. Northwestern State (11/30/21)

Opp (High): 27, vs. South Florida (2/28/21)

Opp (High): 16, vs. Memphis (2/12/22)

Opp (High): 16, vs. BYU (11/15/19)

UH (Low): 3, vs. Boise State (11/27/20)

Opp (Low): 3, vs. East Carolina (1/22/22)

STEALS

UH (High): 18, vs. Jackson State (12/9/23)

Opp (High): 14, vs. Kent State (11/26/22)

UH (Low): 1, vs. UT Arlington (12/11/19)

Opp (Low): 2, vs. Temple (1/22/23)

Opp (Low): 2, vs. Tulsa (1/2/19)

YEAR-BY-YEAR in FERTITTA CENTER

School	G	W	L	Pct.	Total Attend.	Average Attend.
2018-19	16	15	1	.938	105,609	6,601
2019-20	16	14	2	.875	107,490	6,719
2020-21	15	15	0	1.000	27,885	*1,859
2021-22	17	16	1	.941	121,462	7,145
2022-23	18	16	2	.889	134,093	7,450
2023-24	14	14	0	1.000	101,786	7,271
Totals	96	90	6	.938	598,325	6,233

* – Fertitta Center capacity limited to 1,859 due to COVID-19 pandemic
Fertitta Center single-season records in **bold**

BLOCKED SHOTS

UH (High): 11, vs. UTEP (12/19/19)

Opp (High): 11, vs. Houston Baptist (11/26/19)

Opp (High): 5, vs. Kent State (11/26/22)

UH (Low): 0, vs. UCF (1/17/21)

Opp (Low): 0, done 14 times; Most recently

vs. Penn (12/30/23)

TURNOVERS

UH (High): 23, vs. Kent State (11/26/22)

Opp (High): 27, vs. Texas State (12/21/23)

UH (Low): 4, vs. Montana (11/24/23)

Opp (Low): 5, vs. UT Arlington (12/11/19)

FOULS

UH (High): 28, vs. South Florida (2/23/19)

Opp (High): 30, vs. UConn (1/23/20)

Opp (High): 30, vs. Houston Baptist (11/26/19)

UH (Low): 4, vs. McNeese (12/21/22)

Opp (Low): 8, vs. Our Lady of the Lake (2/6/21)

vs. OPPONENTS

School	W	L	Pct.	Stk.	Last Meeting
Alabama	0	1	.000	L1	12/10/22
Alabama State	1	0	1.000	W1	11/12/19
Alcorn State	2	0	1.000	W2	12/6/21
Boise State	1	0	1.000	W1	11/27/20
Bryant	1	0	1.000	W1	12/3/21
BYU	0	1	.000	L1	11/15/19
Cincinnati	5	0	1.000	W5	1/28/23
Coppin State	1	0	1.000	W1	12/23/18
East Carolina	2	0	1.000	W2	1/22/22
Hofstra	1	0	1.000	W1	11/9/21
Houston Baptist	1	0	1.000	W1	11/26/19
Iowa State	0	0	.000	---	---
Jackson State	1	0	1.000	W1	12/9/23
Kansas	0	0	.000	---	---
Kansas State	1	0	1.000	W1	1/27/24
Kent State	1	0	1.000	W1	11/26/22
Lamar	2	0	1.000	W2	11/25/20
Louisiana	1	0	1.000	W1	12/14/21
LSU	1	0	1.000	W1	12/12/18
McNeese	1	0	1.000	W1	12/21/22
Memphis	4	1	.800	W1	2/19/23
Montana	1	0	1.000	W1	11/24/23
NIJT	1	0	1.000	W1	12/29/18
Norfolk State	1	0	1.000	W1	11/29/22
North Carolina A&T	1	0	1.000	W1	12/13/22
North Florida	1	0	1.000	W1	12/6/22
Northern Colorado	1	0	1.000	W1	11/7/22
Northwestern State	1	0	1.000	W1	11/30/21
Oklahoma State	1	1	.500	W1	2/6/24
Oral Roberts	1	0	1.000	W1	11/14/22
Oregon	1	0	1.000	W1	12/1/18
Our Lady of the Lake	1	0	1.000	W1	2/6/21
Penn	1	0	1.000	W1	12/30/23
Rice	2	0	1.000	W2	12/6/23
Saint Louis	1	0	1.000	W1	12/16/18
SMU	5	0	1.000	W5	2/27/22
South Carolina	1	0	1.000	W1	12/5/20
South Florida	5	0	1.000	W4	1/11/23
Stetson	1	0	1.000	W1	11/13/23
Temple	3	1	.750	L1	1/22/23
Texas	1	0	1.000	W1	2/17/24
Texas A&M-Corpus Christi	1	0	.000	W1	11/11/23
Texas Southern	1	0	1.000	W1	11/16/22
Texas State	3	0	1.000	W2	12/21/23
Texas Tech	1	0	1.000	W1	1/17/24
Tulane	4	0	1.000	W4	2/23/22
Tulsa	4	0	1.000	W4	2/8/23
UCF	5	1	.833	W5	1/20/24
UConn	1	0	1.000	W1	1/23/20
ULM	1	0	1.000	W1	11/6/23
UT Arlington	1	0	1.000	W1	12/11/19
Utah State	1	0	1.000	W1	12/20/18
UTEP	1	0	1.000	W1	12/19/19
Virginia	1	1	1.000	W1	11/16/21
West Virginia	1	0	1.000	W1	1/6/24
Wichita State	5	0	1.000	W5	3/2/23
WKU	1	0	1.000	W1	2/25/21
Totals	89	6	.937	W19	2/11/24

FERTITTA CENTER INDIVIDUAL RECORDS



FABIAN WHITE Jr.

GAMES PLAYED

UH (Career): 62, J'Wan Roberts (2019 –); Jamal Shead (2020 –)

UH (Season): 18 (16-2), Ja'Vier Francis, Tramon Mark, J'Wan Roberts, Marcus Sasser, Jamal Shead (2022-23)

WINS

UH (Career): 59, J'Wan Roberts (2019 –); Jamal Shead (2020-)

UH (Season): 16, Ja'Vier Francis, Tramon Mark, J'Wan Roberts, Marcus Sasser, Jamal Shead (2022-23)

WINNING PERCENTAGE (Career min. 20 games)

UH (Career): 1.000 (39-0), Ryan Elvin (2020 –); .967 (29-1), Emanuel Sharp (2021 –);

.944 (34-2), Tramon Mark (2020-23);

UH (Season): 1.000 (15-0), Tramon Mark, Reggie Chaney (2020-21);

1.000 (14-0), J'Wan Roberts, Quentin Grimes, DeJon Jarreau, Brison Gresham (2020-21)

MINUTES PLAYED

UH: 41:09 (OT), Marcus Sasser, vs. Hofstra (11/9/21)
40:00, Kyler Edwards, vs. Tulane (2/2/22)

Opp: 45:00 (OT), Zach Cooks, vs. Hofstra (11/9/21)
40:00, Jaron Pierre Jr., vs. Wichita State (3/2/23)
40:00, Isiah Mike, vs. SMU (3/7/19)

POINTS SCORED

UH: 33, Quentin Grimes, vs. WKU (2/25/21)

Opp: 31, Tyler Harris, vs. South Florida (1/11/23)

FIELD GOALS

UH: 12, Jamal Shead, vs. #25/25 Texas Tech (1/17/24)

Opp: 10, Kam Woods, North Carolina A&T (12/13/22)

10, Kareem Brewton, vs. Memphis (1/6/19)

FIELD GOAL ATTEMPTS

UH: 21, Fabian White Jr., vs. Cincinnati (3/1/22)

21, Quentin Grimes, vs. rv/– WKU (2/25/21)

Opp: 25, Jarron Cumberland, vs. #25/23 Cincinnati (2/10/19)

FIELD GOAL PERCENTAGE (min. 10 att.)

UH: 90.0 (9-10), J'Wan Roberts, vs. Tulane (2/22/23)

Opp: 76.9 (10-13), Kareem Brewton, vs. Memphis (1/6/19)

3-POINT FIELD GOALS

UH: 10, Cameron Tyson, vs. Our Lady of the Lake (2/6/21)

Opp: 6, Kerwin Walton, vs. #25/25 Texas Tech (1/17/24)

6, Landers Nolley II, Cincinnati (1/28/23)

6, Tyler Harris, vs. South Florida (1/11/23)

6, Tobi Enwuosho, vs. Alabama State (11/12/19)

3-POINT FIELD GOAL ATTEMPTS

UH: 18, Cameron Tyson, vs. Our Lady of the Lake (2/6/21)

Opp: 15, Omar Silverio, vs. Hofstra (11/9/21)

3-POINT FIELD GOAL PERCENTAGE (min. 5 made)

UH: 83.3 (5-6), Kyler Edwards, vs. rv/#25 Virginia (11/16/21)

Opp: 83.3 (5-6), Jahmal McMurray, vs. SMU (3/7/19)

FREE THROWS

UH: 14, Quentin Grimes, vs. South Carolina (12/5/20)

Opp: 12, vs. Oklahoma State (1/6/24)

FREE THROW ATTEMPTS

UH: 15, Quentin Grimes, vs. South Carolina (12/5/20)

15, DeJon Jarreau, vs. UConn (1/23/20)

Opp: 14, Javon Small, vs. Oklahoma State (2/6/24)

14, Troymain Crosby, vs. Alcorn State (12/20/20)

WINNINGEST PLAYERS by Career Victories

Rk.	W-L	Player	Gms	Years
1.	59-3	J'Wan Roberts	62	2019 –
2.	59-3	Jamal Shead	62	2020 –
t3.	49-4	Marcus Sasser	53	2019-23
	49-4	Fabian White Jr.	53	2017-22
5.	45-3	Reggie Chaney	48	2020-23
6.	43-3	Brison Gresham	46	2018-21
7.	40-3	DeJon Jarreau	43	2018-21
t8.	39-0	Ryan Elvin	39	2020 –
t8.	39-2	Ja'Vier Francis	41	2021 –
10.	34-2	Tramon Mark	36	2020-23
11.	29-3	Nate Hinton	32	2018-20

WINNINGEST PLAYERS by Career Percentage (min. 20 games)

Rk.	W-L	Pct.	Player	Years
1.	39-0	1.000	Ryan Elvin	2020 –
2.	29-1	.967	Emanuel Sharp	2021 –
t3.	59-3	.952	J'Wan Roberts	2020 –
t3.	59-3	.952	Jamal Shead	2020 –
5.	39-2	.951	Ja'Vier Francis	2021 –
6.	34-2	.944	Tramon Mark	2020-23
7.	45-3	.938	Reggie Chaney	2020-23
8.	43-3	.935	Brison Gresham	2018-21
t9.	28-2	.933	Justin Gorham	2018-21
	28-2	.933	Quentin Grimes	2019-21
11.	40-3	.930	DeJon Jarreau	2018-21



MARCUS SASSER

FREE THROW PERCENTAGE (min. 10 att.)

UH: 100.0 (11-11), Emanuel Sharp, vs. Texas State (12/21/23)

100.0 (10-10), Nate Hinton, vs. Tulsa (2/19/20)

Opp: 85.7 (12-14), Javon Small, vs. Oklahoma State (2/6/24)

REBOUNDS

UH: 17, Justin Gorham, vs. SMU (1/31/20)

Opp: 13, Tacko Fall, vs. UCF (3/2/19)

ASSISTS

UH: 13, Jamal Shead, vs. Temple (3/3/22)

Opp: 9, David DeJulius, vs. Cincinnati (1/28/23)

STEALS

UH: 8, Jamal Shead, vs. Our Lady of the Lake (2/6/21)

Opp: 8, Sincere Carry, vs. Kent State (11/26/22)

BLOCKED SHOTS

UH: 6, Brison Gresham, vs. UTEP (12/19/19)

6, Chris Harris Jr., vs. Texas State (12/4/19)

Opp: 3, Viktor Lakhin, vs. Cincinnati (1/28/23)

3, Darius Johnson, vs. UCF (2/17/22)

3, Kadin Shedrick, vs. rv/#25 Virginia (11/16/21)

3, Jamille Reynolds, vs. UCF (1/17/21)

3, Bol Bol, vs. #18/21 Oregon (12/1/18)

TURNOVERS

UH: 7, DeJon Jarreau, vs. UConn (1/23/20)

Opp: 9, Stephan Swenson, vs. Stetson (11/13/23)



"I am proud and grateful that our administration recognized how important the Guy V. Lewis Development Facility is. We now have a place where our players can practice, work out, shoot, develop chemistry and improve their work ethics 24 hours a day, 365 days a year, with this facility. This is a game-changer."

Head Coach Kelvin Sampson

The University of Houston Men's Basketball program moved into its new home during the 2015-16 season following completion of construction of the Guy V. Lewis Development Facility.

The near-53,000-square-foot facility provides the environment that University of Houston Men's and Women's Basketball student-athletes need to excel throughout the season in all areas.

Named after 592-game winner and Hall of Fame Head Coach Guy V. Lewis, the Development Facility is located adjacent to Hofheinz Pavilion at the corner of Cullen Boulevard and Holman Street on the UH campus.

Construction on the \$25-million facility began in September 2014. Austin Commercial served as the construction manager for the project, which was designed by DLR Group and Page.

QUICK FACTS

Location:	Corner of Cullen Boulevard and Holman Street on UH campus
Construction Cost:	\$25 million
Size:	52,923 square feet
Dedicated:	April 3, 2016
Levels:	3
Level 1:	Dedicated practice courts for Men's and Women's Basketball programs with sports performance and sports medicine areas shared by both teams
Level 2:	Team areas, including locker room and academic/film rooms
Level 3:	Office space for Men's and Women's Basketball coaching/support staffs
Architects:	DLR Group and Page
Construction Manager:	Austin Commercial

The building was officially dedicated during NCAA Final Four Weekend in Houston on April 3, 2016, with Cougar and CBS Sports broadcasting great Jim Nantz serving as master of ceremonies

The first level houses a dedicated practice court for each team as well as sports performance and sports medicine areas, which are shared by both programs.

The second level features the teams' areas, which include locker room and academic/film theaters. The team rooms contain spacious, modern lockers, multiple video screens for television and video games and comfortable furniture.


The third level holds office space for both Men's and Women's Basketball coaching and support staffs.



THE UNIVERSITY OF HOUSTON



TIER ONE UNIVERSITY • RANKED ONE OF THE BEST COLLEGES IN THE U.S.



- Founded in 1927, the University of Houston empowers learning, discovery, leadership and engagement among 45,000+ students in one of the country's most diverse universities. UH alumni total more than 276,000 across time and more than 50 percent live in Houston and the Gulf Coast region.

- UH features world-renowned faculty within 15 academic colleges. We offer more than 300 undergraduate and graduate academic programs and award more than 9,000 degrees annually. The University also fulfills the needs of students beyond Houston by offering degree programs at the University of Houston at Sugar Land and University of Houston at Katy.

- UH is located in Houston, Texas, the nation's fourth-largest city, the energy capital of the world and home to the world's largest medical center. Our students regularly test their skills through internships with national and international companies based here, and our faculty routinely partner with businesses and government agencies through research.

- UH has the nation's only space architecture graduate program and the only Spanish-language creative writing program; it also has the first subsea engineering program in the U.S. UH's undergraduate entrepreneurship program consistently ranks among the top in the nation, and intellectual property and health law are among the top 10 law programs.

- Our nationally-ranked programs drive students to discover the multitude of academic resources that are available on-campus and online while our student-run organizations and athletics have something for everyone and connect students in authentic Coog culture. With more than 500 student organizations and 6,000 students living on campus in residence halls, apartments and townhouses, life at UH is active and lively.

- University of Houston faculty are renowned scholars with real-world experience who work closely with each student. The faculty includes 15 members of the National Academy of Engineering, four National Academy of Science members and a Nobel Laureate. From the Tony Award to the Nobel Peace Prize and back to the classroom, UH faculty makes things happen on campus and around the world.

- UH leads five nationally funded centers, comprising numerous collaborations with partner institutions and industry. Sponsored by nearly \$20 million in funding, these centers pioneer groundbreaking research in the areas of energy, materials, psychology, laser mapping and homeland security.

- UH is a home for big ideas. In 2017, UH ranked #1 in the nation among all public universities without medical schools in royalties from technology transfers. With more than \$22 million a year in royalties, UH has seen a 400 percent increase in patent income since 2010.

- The UH Technology Bridge boasts more than 30,000 square feet of incubator space and nearly 200,000 square feet of built-up space ideally suited for large laboratories, pilot scale facilities and light manufacturing. UH's innovation ecosystem allows entrepreneurial faculty, students and alumni to bring new discoveries into the market place or to establish partnerships to launch new companies.

uh.edu

RADIO/TV ROSTER



JAMAL SHEAD
G • 6-1 • 200 • Sr.-3L
Manor, Texas
@ j.uno1 X Thejshead



CEDRIC LATH
C • 6-9 • 265 • r-Fr.-RS
Abidjan, Ivory Coast
@ ced_lath X AguyCedric




RAMON WALKER Jr.
G • 6-4 • 210 • r-Jr.-2L
Pearland, Texas
@ ramonwalkerjr X ramonwalker04



L.J. CRYER
G • 6-1 • 190 • Sr.-TR
Katy, Texas
@ ljcryer



Ja'VIER FRANCIS
F • 6-8 • 240 • Jr.-2L
New Orleans, La.
@ lahjay11 theJayFrancis10



MYLIK WILSON
G • 6-2 • 175 • r-Sr.-RS
Rayville, La.
@ m.w.13 X mylikw



DAMIAN DUNN
G • 6-5 • 205 • r-Sr.-TR
Kinston, N.C.
@ d.dunn2 X Dam1anKD



JACOB McFARLAND
C • 6-10 • 210 • Fr.-HS
Moreno Valley, Calif.
@ X jacobmcfar1and



J'WAN ROBERTS
F • 6-7 • 235 • r-Sr.-3L
St. Thomas, U.S. Virgin Islands
@ jwann_13 X JwanRoberts13



KORDELIUS JEFFERSON
G • 6-1 • 200 • Fr.-HS
Arlington, Texas
@ X korrdel



RYAN ELVIN
G • 6-1 • 170 • Sr.-SQ
Round Rock, Texas
X ryanelvin12



EMANUEL SHARP
G • 6-3 • 205 • r-So.-1L
Tampa, Fla.
@ X emanuelsharp_



TERRANCE ARCENEAUX
G • 6-5 • 205 • So.-1L
Beaumont, Texas
@ tarceneaux23 X TArceneaux21



JOSEPH TUGLER
F • 6-7 • 230 • Fr.-HS
Houston, Texas
@ josephTugler X joseph_tugler



KELVIN SAMPSON
Head Coach
10th Season at Houston
35th Season Overall
X CoachSampsonUH



KELLEN SAMPSON
Assistant Coach
10th Season at Houston
14th Season Overall
X kellenmsampson



QUANNAS WHITE
Assistant Coach
7th Season at Houston
10th Season Overall
X quannasbwhite



K.C. BEARD
Assistant Coach
2nd Season (as Coach) at Houston
5th Season (as Coach) Overall
X CoachKCBeard1



KELVIN SAMPSON

Head Coach

10th Season at Houston • 35th Season Overall

254-77 Record at Houston • 754-347 Career Record

UNC Pembroke '78; Michigan State '80

X CoachSampsonUH

KELVIN SAMPSON'S YEAR-BY-YEAR RECORD

Year	[- Overall -] Record Pct.		[- Conference -] Record Pct. Finish		Conf. Tourn	Notes	Postseason
Montana Tech (73-45 • 31-29 Frontier Conference • 3 NAIA District 12 [2-3])							
<i>Served as acting head coach on Jan. 1, 1981 • Totals not included above and below</i>							
1980-81	2-14	.125	2-11	.154			
<i>Became permanent head coach on March 14, 1981</i>							
1981-82	7-20	.259	0-15	.000		Frontier Conference Tournament Champions	NAIA District 12 Playoffs (1-1)
1982-83	22-9	.710	9-6	.600		Frontier Conference Coach of the Year	
1983-84	22-9	.710	10-5	.667	1st	Frontier Conference Champions	NAIA District 12 Playoffs (1-1)
Frontier Conference Tournament Champions							
1984-85	22-7	.759	12-3	.800	1st	Frontier Conference Champions	
Frontier Conference Tournament Champions							
Frontier Conference Coach of the Year							
Frontier Conference Coach of the Year							
Frontier Conference Coach of the Year							
Frontier Conference Coach of the Year							
Frontier Conference Coach of the Year							
Frontier Conference Coach of the Year							
Frontier Conference Coach of the Year							
Frontier Conference Coach of the Year							
Frontier Conference Coach of the Year							
Frontier Conference Coach of the Year							
Frontier Conference Coach of the Year							
Frontier Conference Coach of the Year							
Frontier Conference Coach of the Year							
Frontier Conference Coach of the Year							
Frontier Conference Coach of the Year							
Frontier Conference Coach of the Year							
Frontier Conference Coach of the Year							
Frontier Conference Coach of the Year							
Frontier Conference Coach of the Year							
Frontier Conference Coach of the Year							
Frontier Conference Coach of the Year							
Frontier Conference Coach of the Year							
Frontier Conference Coach of the Year							
Frontier Conference Coach of the Year							
Frontier Conference Coach of the Year							
Frontier Conference Coach of the Year							
Frontier Conference Coach of the Year							
Frontier Conference Coach of the Year							
Frontier Conference Coach of the Year							
Frontier Conference Coach of the Year							
Frontier Conference Coach of the Year							
Frontier Conference Coach of the Year							
Frontier Conference Coach of the Year							
Frontier Conference Coach of the Year							
Frontier Conference Coach of the Year							
Frontier Conference Coach of the Year							
Frontier Conference Coach of the Year							
Frontier Conference Coach of the Year							
Frontier Conference Coach of the Year							
Frontier Conference Coach of the Year							
Frontier Conference Coach of the Year							
Frontier Conference Coach of the Year							
Frontier Conference Coach of the Year							
Frontier Conference Coach of the Year							
Frontier Conference Coach of the Year							
Frontier Conference Coach of the Year							
Frontier Conference Coach of the Year							
Frontier Conference Coach of the Year							
Frontier Conference Coach of the Year							
Frontier Conference Coach of the Year							
Frontier Conference Coach of the Year							
Frontier Conference Coach of the Year							
Frontier Conference Coach of the Year							
Frontier Conference Coach of the Year							
Frontier Conference Coach of the Year							
Frontier Conference Coach of the Year							
Frontier Conference Coach of the Year							
Frontier Conference Coach of the Year							
Frontier Conference Coach of the Year							
Frontier Conference Coach of the Year							
Frontier Conference Coach of the Year							
Frontier Conference Coach of the Year							
Frontier Conference Coach of the Year							
Frontier Conference Coach of the Year							
Frontier Conference Coach of the Year							
Frontier Conference Coach of the Year							
Frontier Conference Coach of the Year							
Frontier Conference Coach of the Year							
Frontier Conference Coach of the Year							
Frontier Conference Coach of the Year							
Frontier Conference Coach of the Year							
Frontier Conference Coach of the Year							
Frontier Conference Coach of the Year							
Frontier Conference Coach of the Year							
Frontier Conference Coach of the Year							
Frontier Conference Coach of the Year							
Frontier Conference Coach of the Year							
Frontier Conference Coach of the Year							
Frontier Conference Coach of the Year							
Frontier Conference Coach of the Year							
Frontier Conference Coach of the Year							
Frontier Conference Coach of the Year							
Frontier Conference Coach of the Year							
Frontier Conference Coach of the Year							
Frontier Conference Coach of the Year							
Frontier Conference Coach of the Year							
Frontier Conference Coach of the Year							
Frontier Conference Coach of the Year							
Frontier Conference Coach of the Year							
Frontier Conference Coach of the Year							
Frontier Conference Coach of the Year							
Frontier Conference Coach of the Year							
Frontier Conference Coach of the Year							
Frontier Conference Coach of the Year							
Frontier Conference Coach of the Year							
Frontier Conference Coach of the Year							
Frontier Conference Coach of the Year							
Frontier Conference Coach of the Year							
Frontier Conference Coach of the Year							
Frontier Conference Coach of the Year							
Frontier Conference Coach of the Year							
Frontier Conference Coach of the Year							
Frontier Conference Coach of the Year							
Frontier Conference Coach of the Year							
Frontier Conference Coach of the Year							
Frontier Conference Coach of the Year							
Frontier Conference Coach of the Year							
Frontier Conference Coach of the Year							
Frontier Conference Coach of the Year							
Frontier Conference Coach of the Year							
Frontier Conference Coach of the Year							
Frontier Conference Coach of the Year							
Frontier Conference Coach of the Year							
Frontier Conference Coach of the Year							
Frontier Conference Coach of the Year							
Frontier Conference Coach of the Year							
Frontier Conference Coach of the Year							
Frontier Conference Coach of the Year							
Frontier Conference Coach of the Year							
Frontier Conference Coach of the Year							
Frontier Conference Coach of the Year							
Frontier Conference Coach of the Year							
Frontier Conference Coach of the Year							
Frontier Conference Coach of the Year							
Frontier Conference Coach of the Year							
Frontier Conference Coach of the Year							
Frontier Conference Coach of the Year							
Frontier Conference Coach of the Year							
Frontier Conference Coach of the Year							
Frontier Conference Coach of the Year							
Frontier Conference Coach of the Year							
Frontier Conference Coach of the Year							
Frontier Conference Coach of the Year							
Frontier Conference Coach of the Year							
Frontier Conference Coach of the Year							
Frontier Conference Coach of the Year							
Frontier Conference Coach of the Year							
Frontier Conference Coach of the Year							
Frontier Conference Coach of the Year							
Frontier Conference Coach of the Year							
Frontier Conference Coach of the Year							
Frontier Conference Coach of the Year							
Frontier Conference Coach of the Year							
Frontier Conference Coach of the Year							
Frontier Conference Coach of the Year							
Frontier Conference Coach of the Year							
Frontier Conference Coach of the Year							
Frontier Conference Coach of the							



• Ninth Men's Basketball head coach in University of Houston history

• Previously served as head coach at Indiana (2006-08); Oklahoma (1994-06); Washington State (1987-94) and Montana Tech (1981-85)

• 754-347 (.685) career record in 34+ seasons; 254-77 (.767) record in 9+ seasons at Houston

• 33rd coach (with 10+ years in NCAA Division I) to record 700 wins in career

• One of 16 coaches in NCAA history to lead 2+ different schools to NCAA Final Fours (1 – Oklahoma • 1 – Houston)

• One of 10 coaches in NCAA history to lead 3+ different schools to NCAA Tournament wins (11 – Oklahoma • 1 – Indiana • 3 – Houston)

• One of 15 coaches in NCAA history to lead 4+ different schools to NCAA Tournament (1 – Washington State • 11 – Oklahoma • 1 – Indiana • 2 – Houston)

• Veteran of 25 postseason tournaments (18 NCAA, 4 NIT, 3 NAIA District 12 playoffs) includes 2 NCAA Final Four (2021, 2002) • 2 Elite Eight (2022, 2003) • 3 Sweet 16 (2023, 2019, 1999) • 3 Second Round (2018, 2007, 2005) • 2 NIT Second Round (2004, 1992)

• Second-winningest coach in Houston history (254)... Ranks as Houston's career leader in winning percentage (.767)

• Only coach in Houston history to lead Cougars to five, six, seven, eight and nine consecutive 20-win seasons

• Seven conference regular-season championships (2022-23 The American • 2021-22 The American • 2019-20 The American • 2018-19 The American • 2004-05 Big 12 • 1984-85 Frontier • 1983-84 Frontier)

• Eight conference tournament championships (2022, 2021 The American • 2003, 2002, 2001 Big 12 • 1985, 1984, 1983 Frontier)

• Six National Coach of the Year awards (2022 CBS Sports • 2022 Ben Jobe • 2021 John McLendon Award • 2019 Clarence "Big House" Gaines • 2002 NABC • 1995 Associated Press)

• Seven District Coach of the Year awards (2023 USBWA District VII, 2023, 2022 NABC District 24 • 2019, 2018 NABC District 25 • 1992, 1991 Kodak District 14)

• Eight Conference Coach of the Year awards from four leagues (2023, 2022, 2019, 2018 The American • 1995 Big Eight • 1991 PAC-10 • 1985, 1983 Frontier)

• One Texas College Coach of the Year award (2022 [Dave Campbell's Texas Basketball])

• Worked for six years in the NBA coaching ranks (2011-14 • Houston Rockets • 2008-11 • Milwaukee Bucks)

• 15 NBA Draft picks
Seven NBA Draft First-Round selections

• He and his wife, Karen, have a daughter, Lauren, who is the Cougars' director of operations; a son, Kellen, who is an assistant coach at Houston; a granddaughter, Maisy Jade; and a grandson, Kylan Ned (children of Tonya and Kellen Sampson)

KELVIN SAMPSON • RECORD vs. OPPONENTS

Team	Overall	Houston	Indiana	Oklahoma	Washington State	Montana Tech
Abilene Christian	1-0	1-0	---	---	---	---
Akron	0-1	0-1	---	---	---	---
Alabama	3-5	0-2	---	2-1	1-2	---
Alabama A&M	1-0	1-0	---	---	---	---
Alabama State	2-0	1-0	---	1-0	---	---
Alaska-Anchorage	2-0	---	---	---	2-0	---
Alberta	1-0	---	---	---	---	1-0
Alcorn State	4-0	2-0	---	1-0	1-0	---
American-Puerto Rico	1-0	---	---	1-0	---	---
Appalachian State	0-1	---	---	---	0-1	---
Arizona	3-15	1-0	---	2-0	0-15	---
Arizona State	8-6	---	---	---	8-6	---
Arkansas	4-2	0-1	---	4-1	---	---
Arkansas State	1-0	---	---	1-0	---	---
Arkansas-Pine Bluff	2-1	0-1	---	2-0	---	---
Auburn	1-0	1-0	---	---	---	---
Azusa Pacific	1-0	---	---	---	1-0	---
Ball State	1-0	---	1-0	---	---	---
Baylor	22-1	0-1	---	22-0	---	---
Belmont	1-0	---	---	1-0	---	---
Bethune-Cookman	1-0	---	---	1-0	---	---
Binghamton	1-0	---	---	1-0	---	---
Boise State	1-1	1-1	---	---	---	---
Boston	1-0	---	---	1-0	---	---
Bryant	1-0	1-0	---	---	---	---
Butler	2-2	1-0	0-1	1-1	---	---
BYU	2-2	2-1	---	---	0-1	---
BYU-Hawaii	2-0	---	---	---	2-0	---
Boston College	0-1	---	---	---	0-1	---
Cal State Northridge	2-0	---	---	1-0	1-0	---
Calgary	0-2	---	---	---	---	0-2
California	9-7	---	---	2-0	7-7	---
Carroll College	9-5	---	---	---	---	8-4
Centenary	1-1	---	---	1-0	0-1	---
Central Connecticut State	2-0	---	---	1-0	1-0	---
Central Michigan	1-0	---	---	1-0	---	---
Chadron State	1-0	---	---	---	---	1-0
Charlotte	2-0	---	1-0	1-0	---	---
Chattanooga	1-0	---	1-0	---	---	---
Chicago State	2-0	---	2-0	---	---	---
Cincinnati	14-11	14-9	---	0-2	---	---
Cleveland State	1-0	1-0	1-0	---	---	---
College of Idaho	3-3	---	---	---	---	3-3
Colorado	4-3	---	---	14-3	---	---
Coppin State	11-0	1-0	1-0	8-0	1-0	---
Cornell	1-0	1-0	---	---	---	---
Dayton	1-0	1-0	---	---	---	---
Delaware State	2-0	---	---	1-0	1-0	---
Drexel	1-1	0-1	---	1-0	---	---
Duke	0-2	---	0-1	0-1	---	---
East Carolina	12-2	12-2	---	---	---	---
Eastern Kentucky	1-0	---	---	---	1-0	---
Eastern Illinois	2-0	2-0	---	1-0	---	---
Eastern Michigan	1-0	---	---	---	1-0	---
Eastern Oregon State	3-0	---	---	---	---	3-0
Eastern Washington	6-0	---	---	1-0	5-0	---
Fairfield	1-0	1-0	---	---	---	---
Florida	0-1	---	---	0-1	---	---
Florida A&M	3-0	1-0	---	1-0	1-0	---
Florida Atlantic	1-0	---	---	1-0	---	---
Fresno State	1-1	---	---	---	1-1	---
George Mason	1-0	1-0	---	---	---	---
George Washington	1-0	---	---	1-0	---	---
Georgia Southern	1-0	---	---	1-0	---	---
Georgia State	2-0	1-0	---	1-0	---	---
Georgia Tech	2-3	1-1	1-0	0-2	---	---
Gonzaga	1-1	---	1-0	---	0-1	---
Grand Canyon	0-1	0-1	---	---	---	---
Great Falls	7-10	---	---	---	---	6-8
Hartford	1-0	---	---	1-0	---	---
Harvard	0-2	0-2	---	---	---	---
Hawaii	1-0	---	---	---	1-0	---
Hawaii-Hilo	1-0	---	---	1-0	---	---
Hawaii-Pacific	1-0	---	---	---	1-0	---
High Point	2-0	---	---	2-0	---	---
Hofstra	1-0	1-0	---	---	---	---
Houston Baptist	2-0	2-0	---	---	---	---
Idaho	3-5	---	---	---	3-5	---
Illinois	4-2	1-0	3-2	---	---	---
Illinois State	1-0	---	1-0	---	---	---
Illinois-Chicago	1-0	---	---	1-0	---	---
Indiana	0-4	---	---	0-2	0-2	---
Indiana State	2-1	---	1-0	0-1	1-0	---
Iowa	3-1	---	3-1	---	---	---
Iowa State	9-7	0-1	---	9-6	---	---

Team	Overall	Houston	Indiana	Oklahoma	Washington State	Montana Tech
IUPUI	1-0	---	1-0	---	---	---
Jackson State	6-0	1-0	---	4-0	1-0	---
Jamestown	1-0	---	---	---	---	1-0
Kansas	6-12	0-1	---	6-11	---	---
Kansas State	12-4	1-0	---	11-4	---	---
Kent State	1-0	1-0	---	---	---	---
Kentucky	1-2	0-1	1-1	---	---	---
La Salle	1-0	---	---	1-0	---	---
Lafayette	1-0	---	1-0	---	---	---
Lake Region College	1-0	---	---	---	---	1-0
Lamar	3-0	2-0	---	1-0	---	---
Lethbridge	5-0	---	---	---	---	5-0
Lewis-Clark State	0-2	---	---	---	---	0-2
Liberty	2-0	2-0	---	---	---	---
Longwood	1-0	---	1-0	---	---	---
Louisiana	2-0	1-0	---	---	1-0	---
Louisiana Tech	1-0	---	---	1-0	---	---
LSU	3-2	2-2	---	1-0	---	---
Manhattan	0-1	---	---	0-1	---	---
Marquette	1-0	---	---	---	1-0	---
Mary College	2-1	---	---	---	---	2-1
Maryland	1-1	---	---	1-1	---	---
McNeese	2-0	2-0	---	---	---	---
Memphis	9-10	9-8	---	0-2	---	---
Mesa State	0-1	---	---	---	---	0-1
Miami (Fla.)	0-1	0-1	---	---	---	---
Michigan	2-3	0-1	2-1	0-1	---	---
Michigan State	5-4	---	2-1	2-2	1-1	---
Minnesota	4-0	---	2-0	1-0	1-0	---
Minot State	2-0	---	---	---	---	2-0
Mississippi	1-2	---	---	1-2	---	---
Mississippi State	0-3	---	---	0-3	---	---
Mississippi Valley State	1-0	1-0	---	---	---	---
Missouri	13-9	---	---	13-9	---	---
Missouri State	1-0	---	---	1-0	---	---
Monmouth	1-0	---	---	---	1-0	---
Montana	1-0	1-0	---	---	---	---
Montana State	2-0	---	---	2-0	---	---
Morgan State	2-0	2-0	---	---	---	---
Mount St. Mary's	2-0	---	---	2-0	---	---
Murray State	2-1	2-0	---	0-1	---	---
NC State	0-1	---	---	0-1	---	---
Nebraska	11-5	---	---	11-5	---	---
Nebraska Wesleyan	1-0	---	---	---	---	1-0
New Mexico	0-1	---	---	---	0-1	---
New Mexico Highlands	1-0	---	---	---	---	1-0
New Orleans	1-0	1-0	---	---	---	---
Niagara	1-0	---	---	1-0	---	---
Nicholls	4-0	1-0	---	3-0	---	---
NJIT	1-0	1-0	---	---	---	---
North Carolina A&T	1-0	1-0	---	---	---	---
North Carolina Central	1-0	1-0	---	---	---	---
North Florida	1-0	1-0	---	---	---	---
North Texas	2-0	---	---	2-0	---	---
Norfolk State	1-0	1-0	---	---	---	---
Northern Colorado	2-0	1-0	---	1-0	---	---
Northern Kentucky	1-0	1-0	---	---	---	---
Northern Montana	8-8	---	---	---	---	8-5
Northern State	0-2	---	---	---	---	0-2
Northwest Nazarene	3-3	---	---	---	---	3-3
Northwestern	2-0	---	2-0	---	---	---
Northwestern State	3-0	2-0	---	1-0	---	---
Ohio	1-0	---	---	---	1-0	---
Ohio State	2-1	1-0	1-1	---	---	---
Oklahoma	0-0	---	---	---	---	---
Oklahoma Baptist	1-0	---	---	---	1-0	---
Oklahoma State	15-15	3-1	---	12-14	---	---
Oral Roberts	8-0	1-0	---	6-0	1-0	---
Oregon	10-9	3-1	---	---	7-8	---
Oregon State	9-8	1-0	---	1-0	7-8	---
Oregon Tech	1-0	---	---	---	---	1-0
Our Lady of the Lake	1-0	1-0	---	---	---	---
Penn	1-0	1-0	---	---	---	---
Penn State	3-0	---	3-0	---	---	---
Pittsburg State	1-0	---	---	---	1-0	---
Portland	2-1	1-0	---	---	1-1	---
Prairie View A&M	6-0	3-0	---	2-0	1-0	---
Princeton	3-0	---	---	2-0	1-0	---
Providence	1-0	1-0	---	---	---	---
Purdue	6-2	---	2-1	4-1	---	---
Regina	1-0	---	---	---	---	1-0
Rhode Island	1-1	1-1	---	---	---	---
Rice	5-0	5-0	---	---	---	---
Rocky Mountain	6-10	---	---	---	---	6-7
Rutgers	1-0	1-0	---	---	---	---

2 NCAA National Championship Game Appearances • 6 NCAA Final Four Appearances • 24 NCAA Tournaments • 19 Conference Championships • 2 NBA Draft No. 1 Overall Picks • 12 NBA Draft First-Round Selections

KELVIN SAMPSON • RECORD vs. OPPONENTS

Team	Overall	Houston	Indiana	Oklahoma	Washington State	Montana Tech
Sacramento State	3-0	---	---	---	3-0	---
St. John's	0-0	---	---	---	---	---
Saint Joseph's	1-0	1-0	---	---	---	---
Saint Louis	2-0	2-0	---	---	---	---
Saint Mary's (Calif.)	1-0	1-0	---	---	---	---
Sam Houston State	2-0	---	---	2-0	---	---
Samford	1-0	---	---	1-0	---	---
San Diego	1-0	---	---	1-0	---	---
San Diego State	2-0	1-0	---	---	1-0	---
San Francisco State	1-0	---	---	---	1-0	---
San Jose State	1-1	---	---	---	1-1	---
Seattle	2-0	---	---	---	1-0	1-0
Simon Fraser	1-0	---	---	---	1-0	---
SMU	15-7	11-7	---	4-0	---	---
South Carolina	2-0	2-0	---	---	---	---
South Carolina State	1-1	0-1	---	1-0	---	---
South Dakota	1-0	---	---	---	---	---
South Florida	14-2	14-2	---	---	---	---
Southeast Missouri State	1-0	---	---	1-0	---	---
Southern	1-0	---	---	1-0	---	---
Southern Alberta Tech	3-0	---	---	---	---	3-0
Southern Illinois	2-0	---	2-0	---	---	---
Southern Utah	1-0	---	---	---	1-0	---
St. Bonaventure	1-0	---	---	1-0	---	---
Stanford	6-9	---	---	0-1	6-8	---
Stephen F. Austin	0-1	---	---	---	0-1	---
Stetson	1-0	1-0	---	---	---	---
Syracuse	1-1	1-0	---	0-1	---	---
Temple	11-5	11-4	---	0-1	---	---
Tennessee	0-1	---	---	---	0-1	---
TCU	0-1	0-1	---	---	---	---
Tennessee State	1-0	---	1-0	---	---	---
Texas	20-9	2-0	---	18-9	---	---
Texas A&M	21-1	1-0	---	20-1	---	---
Texas A&M-Corpus Christi	1-0	1-0	---	---	---	---
Texas Southern	4-0	1-0	---	2-0	1-0	---
Texas State	5-0	3-0	---	2-0	---	---
Texas Tech	19-7	3-0	---	16-7	---	---
Towson	1-0	1-0	---	---	---	---
Trinity Western	1-0	---	---	---	---	1-0
Tulane	18-3	17-3	---	1-0	---	---
Tulsa	15-7	11-6	---	4-1	---	---
UAB	1-0	1-0	---	---	---	---
UALR	1-0	---	---	1-0	---	---
UC Irvine	3-0	---	---	3-0	---	---
UC San Diego	1-0	---	---	---	1-0	---
UCF	14-4	14-4	---	---	---	---
UCLA	2-14	---	0-1	---	2-13	---
UConn	12-5	8-3	1-1	3-1	---	---
UIW	1-0	1-0	---	---	---	---
ULM	4-0	2-0	---	2-0	---	---
UNC Asheville	1-0	---	---	1-0	---	---
UNC Wilmington	1-0	---	1-0	---	---	---
USC	6-9	---	---	---	6-9	---
UT Arlington	2-0	1-0	---	1-0	---	---
UT Rio Grande Valley	6-0	4-0	---	2-0	---	---
Utah	1-1	1-0	---	0-1	---	---
Utah State	1-0	1-0	---	---	---	---
UTEP	1-0	1-0	---	---	---	---
UTSA	1-0	---	---	1-0	---	---
Valley City State	1-0	---	---	---	---	1-0
Vermont	1-0	1-0	---	---	---	---
Villanova	0-2	0-1	---	0-1	---	---
Virginia	2-0	2-0	---	---	---	---
Wake Forest	1-0	1-0	---	---	---	---
Warner Pacific	1-0	---	---	---	---	1-0
Washington	8-8	---	---	0-1	7-7	---
West Virginia	1-1	1-0	---	0-1	---	---
Western Carolina	2-0	---	1-0	1-0	---	---
Western Illinois	2-0	---	1-0	1-0	---	---
Western Montana	12-5	---	---	---	---	12-2
Western Michigan	1-0	---	1-0	---	---	---
Western New Mexico	0-1	---	---	---	---	0-1
Whitman College of Walla Walla	0-1	---	---	---	---	0-1
Whitworth	0-2	---	---	---	---	0-1
Wichita State	10-2	10-2	---	---	---	---
Winthrop	1-0	---	---	1-0	---	---
Wisconsin	3-5	0-1	1-2	0-1	2-1	---
Wisconsin-Milwaukee	0-1	---	---	0-1	---	---
Wisconsin-Stout	0-1	---	---	---	---	---
WKU	2-0	---	---	1-0	---	---
Wyoming	1-0	1-0	---	---	---	---
Xavier	2-1	1-0	0-1	1-0	---	---
Totals	754-347	254-77	43-15	281-107	103-103	73-45

NCAA WINNINGEST COACHES (10+ years at NCAA Division I level)

Red Bold indicates coaches with **Houston** ties • **Bold** indicates active coaches • through games of Feb. 17, 2024

Rk.	Coach	Wins	Losses	Pct.	School (Years)
1.	Mike Krzyzewski	1,202	368	.766	Duke (1980-22); Army West Point (1975-80)
2.	Jim Boeheim	1,015	441	.697	Syracuse (1976-23)
3.	Bob Huggins	935	414	.693	West Virginia (2007-23); Kansas State (2006-07); Cincinnati (1989-05); Akron (1984-89); Walsh (1980-83)
4.	Jim Calhoun	920	397	.699	St. Joseph's (Conn.) (2018-21); UConn (1986-2012); Northeastern (1972-86)
5.	Roy Williams	903	264	.774	North Carolina (2003-22); Kansas (1988-03)
6.	Bob Knight	902	371	.709	Texas Tech (2001-08); Indiana (1972-00); Army West Point (1965-72)
7.	Dean Smith	879	254	.776	North Carolina (1961-97)
8.	Adolph Rupp	876	190	.822	Kentucky (1930-72)
9.	Cliff Ellis	831	565	.595	Coastal Carolina (2007 – present); Auburn (1994-04); Clemson (1984-94); South Alabama (1975-84)
10.	Jim Phelan	830	524	.613	Mount St. Mary's (1954-2003)
11.	Rollie Massimino	816	462	.638	Keiser (2006-17); Cleveland State (1996-03); UNLV (1992-94); Villanova (1973-92); Stony Brook (1969-71)
12.	Bill Self	811	243	.769	Kansas (2003 – present); Illinois (2000-03); Tulsa (1997-00); Oral Roberts (1993-97)
13.	John Calipari	808	258	.758	Kentucky (2009 – present); Memphis (2000-09); UMass (1988-96)
14.	Eddie Sutton	806	326	.712	San Francisco (2007-08); Oklahoma State (1990-06); Kentucky (1985-89); Arkansas (1974-85); Creighton (1969-74)
15.	Rick Byrd	805	403	.666	Belmont (1986-21); Lincoln Memorial (1983-86); Maryville (Tenn.) (1978-80)
16.	Rick Barnes	798	412	.660	Tennessee (2015 – present); Texas (1998-15); Clemson (1994-98); Providence (1988-94); George Mason (1987-88)
17.	Lefty Driesell	786	394	.666	Maryland (1969-86); James Madison (1988-97); Georgia State (1997-03); Davidson (1960-69)
18.	Lute Olson	781	279	.737	Arizona (1983-07); Iowa (1974-83); Long Beach State (1973-74)
19.	Lou Henson	779	412	.654	New Mexico State (1997-2005); Illinois (1975-96); New Mexico State (1966-75); Hardin-Simmons (1962-66)
20.	Bo Ryan	762	241	.760	Wisconsin (2001-16); Milwaukee (1999-01); Wisconsin-Platteville (1984-99)
21.	Ed Diddle	759	302	.715	Western Kentucky (1922-64)
22.	Henry Iba	755	340	.689	Oklahoma State (1934-70); Colorado (1933-34); Northwest Missouri State (1929-33)
t23.	Kelvin Sampson	754	347	.685	Houston (2014 – present); Indiana (2006-08); Oklahoma (1994-06); Washington State (1987-94); Montana Tech (1981-85)
t23.	John Beilein	754	425	.640	Michigan (2007-19); West Virginia (2002-07); Richmond (1997-02); Canisius (1992-97); Le Moyne (1983-92); Nazareth (1982-83)
25.	Dana Altman	748	391	.657	Oregon (2010 – present); Creighton (1994-10); Kansas State (1990-94); Marshall (1989-90)
26.	Phog Allen	746	264	.739	Kansas (1907-09, 1919-56); Central Missouri (1912-19); Haskell (1908-09); Baker (1905-08)
27.	John Chaney	741	312	.704	Temple (1982-06)
28.	Jim Larranaga	740	494	.600	Miami (Fla.) (2011 – present); George Mason (1997-11); Bowling Green (1986-97); American International (1977-79)
t29.	Jerry Tarkanian	729	201	.784	Fresno State (1995-02); UNLV (1973-92); Long Beach State (1968-73)
t29.	Norm Stewart	729	373	.662	Missouri (1967-99); Northern Iowa (1961-67)
31.	Rick Pitino	725	301	.707	St. John's (2023 – present); Iona (2020-23) Louisville (2001-17); Kentucky (1989-97); Providence (1985-87); Boston University (1978-83); Hawai'i (1975-76)
32.	Ray Meyer	724	354	.672	DePaul (1942-84)
33.	Jerry Slocum	723	556	.565	Youngtown State (2005-17); Gannon (1996-05); Geneva (1987-96); Nyack (1975-87)
34.	Don Haskins	719	353	.671	UTEP (1961-99)
35.	Mark Few	708	141	.834	Gonzaga (2000 – present)
36.	Tom Izzo	704	289	.709	Michigan State (1996 – present)
37.	Larry Hunter	702	453	.608	Western Carolina (2005-18); Ohio (1989-2001); Wittenberg (1976-89)
38.	Greg Kampe	693	535	.564	Oakland (1984 – present)
t39.	Steve Alford	677	355	.656	Nevada (2019 – present); UCLA (2014-19); New Mexico (2008-13); Iowa (2000-07); Missouri State (1996-99); Manchester (1992-95)
t39.	Mike Montgomery	677	317	.681	California (2008-14); Stanford (1986-04); Montana (1978-86)
41.	Denny Crum	675	295	.696	Louisville (1971-01)
42.	Lon Kruger	674	432	.609	Oklahoma (2011-21); UNLV (2004-11); Illinois (1996-00); Florida (1990-96); Kansas State (1986-90); UTRGV (1982-86)
43.	Gary Williams	668	380	.637	Maryland (1989-11); Ohio State (1986-89); Boston College (1982-86); American (1978-82)
44.	John Wooden	664	162	.804	UCLA (1948-75); Indiana State (1946-48)
45.	Ralph Miller	657	382	.632	Oregon State (1970-89); Iowa (1964-70); Wichita State (1951-64)
46.	Bruce Pearl	655	262	.714	Auburn (2015 – present); Tennessee (2006-11); Milwaukee (2002-05); Southern Indiana (1993-01)
47.	Tom Penders	649	437	.598	Houston (2004-10); George Washington (1998-2001); Texas (1988-98); Rhode Island (1986-88); Fordham (1978-86); Columbia (1974-78); Tufts (1971-74)
48.	Gene Bartow	647	353	.647	UAB (1978-96); UCLA (1975-77); Illinois (1974-75); Memphis (1970-74); Valparaiso (1964-70); Central Missouri (1961-64)
49.	Tubby Smith	642	370	.634	High Point (2018-22); Memphis (2016-18); Texas Tech (2013-16); Minnesota (2007-13); Kentucky (1997-2007); Georgia (1995-97); Tulsa (1991-95)
t50.	Jay Wright	641	281	.695	Villanova (2002-22); Hofstra (1995-01)
t50.	Billy Tubbs	641	340	.653	Lamar (2003-06); TCU (1994-02); Oklahoma (1980-94); Lamar (1976-80); Southwestern (Texas) (1971-73)
t52.	Homer Drew	640	427	.600	Valparaiso (1988-11); Indiana-South Bend (1987-88); Bethel (Ind.) (1976-87);
53.	Marv Harshman	637	444	.589	Washington State (1958-71); Washington (1971-85); Pacific Lutheran (1945-58)
54.	Bob McKillop	634	383	.623	Davidson (1990-22)
55.	Hugh Durham	633	429	.596	Jacksonville (1997-05); Georgia (1978-95); Florida State (1966-78)
56.	Norm Sloan	624	393	.614	NC State (1966-80); Florida (1960-89); The Citadel (1956-60); Presbyterian (1951-55)
57.	Stew Morrill	620	294	.678	Utah State (1998-15); Colorado State (1991-98); Montana (1986-91)
58.	Leonard Hamilton	618	486	.560	Florida State (2002 – present); Miami (Fla.) (1990-00); Oklahoma State (1986-90)
59.	Ben Braun	615	517	.543	Rice (2008-14); California (1996-08); Eastern Michigan (1985-96); Siena Heights (1977-85)
60.	Bob Hoffman	611	371	.622	Central Oklahoma (2019 – present); Mercer (2008-19); UT Rio Grande Valley (1999-04); Oklahoma Baptist (1990-99)
61.	Fran Dunphy	607	358	.629	La Salle (2022 – present); Temple (2006-19); Penn (1989-06)

0	Houston (1956-86) t68.	Danny Kaspar	584	302	.659	Tex
	as State (2014-20); Stephen F. Austin (2001-13); UIW (1992-00) t68.					Tony Shaver
	Sydney (1987-03) t70.	Mike Brey	582	332	.637	Notre Dame (2001-23); Delaware (1995-00)



2018-19
American Athletic Conference
Regular Season



2020-21
American Athletic Conference
Tournament



2021
NCAA Tournament
Final Four
Midwest Regional
Championship



2021-22
American Athletic Conference
Regular Season



2021-22
American Athletic Conference
Tournament



2022-23
American Athletic Conference
Regular Season

COACHES who LED THREE SCHOOLS to NCAA FINAL FOUR (2)

Coach	1st School	2nd School	3rd School
Rick Pitino	Providence	Kentucky	Louisville
John Calipari	UMass	Memphis	Kentucky

COACHES who LED TWO SCHOOLS to NCAA FINAL FOUR (15)

Coach	1st School	2nd School
Kelvin Sampson	Oklahoma	Houston
Forddy Anderson	Bradley	Michigan State
Gene Bartow	Memphis	UCLA
Larry Brown	UCLA	Kansas
Hugh Durham	Florida State	Georgia
Jack Gardner	Kansas State	Utah
Lou Henson	New Mexico State	Illinois
Bob Huggins	Cincinnati	West Virginia
Lon Kruger	Florida	Oklahoma
Jim Larranaga	George Mason	Miami (Fla.)
Frank McGuire	St. John's	North Carolina
Lute Olson	Iowa	Arizona
Lee Rose	Charlotte	Purdue
Eddie Sutton	Arkansas	Oklahoma State
Roy Williams	Kansas	North Carolina

COACHES who LED FIVE SCHOOLS to NCAA TOURNAMENT WINS (1)

Coach	1st School	2nd School	3rd School	4th School	5th School
Lon Kruger	Kansas State	Florida	Illinois	UNLV	Oklahoma

COACHES who LED FOUR SCHOOLS to NCAA TOURNAMENT WINS (3)

Coach	1st School	2nd School	3rd School	4th School
Steve Alford	Missouri State	Iowa	New Mexico	UCLA
Eddie Sutton	Creighton	Arkansas	Kentucky	Oklahoma State
Tubby Smith	Tulsa	Georgia	Kentucky	Minnesota

COACHES who LED THREE SCHOOLS to NCAA TOURNAMENT WINS (6)

Coach	1st School	2nd School	3rd School
Kelvin Sampson	Oklahoma	Indiana	Houston
Rick Barnes	Clemson	Texas	Tennessee
John Beilein	Richmond	West Virginia	Michigan
Lefty Driesell	Davidson	Maryland	Georgia State
Jim Harrick	Pepperdine	UCLA	Rhode Island
Rick Pitino	Providence	Kentucky	Louisville



COACHES who LED FIVE SCHOOLS to NCAA TOURNAMENT (3)

Coach	1st School	2nd School	3rd School	4th School	5th School
Lon Kruger	Kansas State	Florida	Illinois	UNLV	Oklahoma
Rick Pitino	Boston Univ.	Providence	Kentucky	Louisville	Iona
Tubby Smith	Tulsa	Georgia	Kentucky	Minnesota	Texas Tech

COACHES who LED FOUR SCHOOLS to NCAA TOURNAMENT (12)

Coach	1st School	2nd School	3rd School	4th School
Kelvin Sampson	Washington State	Oklahoma	Indiana	Houston
Steve Alford	Missouri State	Iowa	New Mexico	UCLA
Rick Barnes	Providence	Clemson	Texas	Tennessee
John Beilein	Canisius	Richmond	West Virginia	Michigan
Lefty Driesell	Davidson	Maryland	James Madison	Georgia State
Cliff Ellis	South Alabama	Clemson	Auburn	Coastal Carolina
Larry Eustachy	Utah State	Iowa State	Southern Miss	Colorado State
Jim Harrick	Pepperdine	UCLA	Rhode Island	Georgia
Ben Howland	Northern Arizona	Pittsburgh	UCLA	Mississippi State
Fran McCaffery	Lehigh	UNC Greensboro	Siena	Iowa
Tom Penders	Rhode Island	Texas	George Washington	Houston
Eddie Sutton	Creighton	Arkansas	Kentucky	Oklahoma State

YEARS BETWEEN FINAL FOUR APPEARANCES

Italics indicate first two Final Fours of respective head coach's career

Rk.	Yrs.	Coach	Year – School	Years – School
1.	36	Ray Meyer	1943 – DePaul	1979 – DePaul
2.	22	Lon Kruger	1994 – Florida	2016 – Oklahoma
t3.	19	Kelvin Sampson	2002 – Oklahoma	2021 – Houston
		Lou Henson	1980 – New Mexico State	1989 – Illinois
5.	18	Bob Huggins	1992 – Cincinnati	2010 – West Virginia
t6.	17	Jim Larranaga	2006 – George Mason	2023 – Miami (Fla.)
		Eddie Sutton	1978 – Arkansas	1995 – Oklahoma State
t8.	14	Guy V. Lewis	1968 – Houston	1982 – Houston
		Slats Gill	1949 – Oregon State	1963 – Oregon State
10.	13	Branch McCracken	1940 – Indiana	1953 – Indiana
t11.	12	John Calipari	1996 – UMass	2008 – Memphis
		Phog Allen	1940 – Kansas	1952 – Kansas
13.	11	Hugh Durham	1972 – Florida State	1983 – Georgia
t14.	10	Jim Boeheim	2003 – Syracuse	2013 – Syracuse
		Jerry Tarkanian	1977 – UNLV	1987 – UNLV
		Jack Gardner	1951 – Kansas State	1961 – Utah
t17.	9	Eddie Sutton	1995 – Oklahoma State	2004 – Oklahoma State
		Roy Williams	1993 – Kansas	2002 – Kansas
		Jim Boeheim	1987 – Syracuse	1996 – Syracuse
		Dean Smith	1982 – North Carolina	1991 – North Carolina
t21.	8	Rick Pitino	1997 – Kentucky	2005 – Louisville
		Lute Olson	1980 – Iowa	1988 – Arizona
		Adolph Rupp	1958 – Kentucky	1966 – Kentucky
		Bruce Drake	1938 – Oklahoma	1947 – Oklahoma

MOST VICTORIES among ACTIVE NCAA DIVISION I COACHES through games of Feb. 17, 2024

Rk.	Wins	Coach	School(s)	Years
1.	811	Bill Self	Tulsa, Illinois, Kansas	1999 –
2.	808	John Calipari	UMass, Memphis, Kentucky	1989 –
3.	798	Rick Barnes	George Mason, Providence, Clemson, Texas, Tennessee	1988 –
4.	754	Kelvin Sampson	Montana Tech, Washington State, Oklahoma, Indiana, Houston	1982 –
5.	748	Dana Altman	Marshall, Kansas State, Creighton, Oregon	1990 –
6.	740	Jim Larranaga	American International, Bowling Green, George Mason, Miami (Fla.)	1978 –
7.	725	Rick Pitino	Hawai'i, Boston, Providence Kentucky, Louisville, Iona, St. John's	1975 –
8.	708	Mark Few	Gonzaga	2000 –
9.	704	Tom Izzo	Michigan State	1996 –
10.	693	Greg Kampe	Oakland	1985 –
11.	677	Steve Alford	Manchester, Missouri State, Iowa New Mexico, UCLA, Nevada	1992 –
12.	655	Bruce Pearl	Southern Indiana, Milwaukee, Tennessee, Auburn	1993 –
13.	618	Leonard Hamilton	Oklahoma State, Miami (Fla.), Florida State	1987 –
14.	607	Fran Dunphy	Penn, Temple, La Salle	1990 –
15.	599	Greg McDermott	Wayne State (Neb.), UNI, Iowa State, Creighton	1994 –
16.	574	Scott Nagy	South Dakota State, Wright State	1995 –
17.	560	Jeff Jones	Virginia, American, Old Dominion	1990 –
18.	550	Herb Sendek	Miami (Ohio), NC State Arizona State, Santa Clara	1993 –
19.	528	Randy Bennett	Saint Mary's (Calif.)	2001 –
20.	527	Fran McCaffery	Lehigh, UNC Greensboro, Siena, Iowa	1985 –
21.	523	Ron Cottrell	Houston Christian	1991 –
22.	519	Keith Dambrot	Tiffin, Ashland, Central Michigan, Akron, Duquesne	1984 –
23.	514	Ron Hunter	IUPUI, Georgia State, Tulane	1994 –

MOST NCAA DIVISION I 20-WIN SEASONS among ACTIVE COACHES entering 2023-24 season * – total includes 2023-24 season

Rk.	No.	Coach	School(s)	Years
t1.	27	John Calipari	UMass, Memphis, Kentucky	1989 –
t1.	* 27	Bill Self	Tulsa, Illinois, Kansas	1999 –
t3.	25	Dana Altman	Marshall, Kansas State, Creighton, Oregon	1990 –
t4.	* 25	Mark Few	Gonzaga	2000 –
t4.	* 24	Kelvin Sampson	Montana Tech, Washington State, Oklahoma, Indiana, Houston	1982 –
t5.	23	Rick Barnes	George Mason, Providence, Clemson, Texas, Tennessee	1988 –
t5.	23	Rick Pitino	Iona, Louisville, Kentucky, Providence, Boston, Hawai'i	1975 –
8.	22	Tom Izzo	Michigan State	1996 –
9.	18	Fran Dunphy	Penn, Temple, La Salle	1990 –



MOST GAMES among ACTIVE NCAA DIVISION I COACHES through games of Feb. 17, 2024

Rk.	No.	Coach	School(s)	Years
1.	1,234	Jim Larranaga	American International, Bowling Green, George Mason, Miami (Fla.)	1978 –
2.	1,228	Greg Kampe	Oakland	1985 –
3.	1,210	Rick Barnes	George Mason, Providence, Clemson, Tennessee	1988 –
4.	1,139	Dana Altman	Marshall, Kansas State, Creighton, Oregon	1990 –
5.	1,104	Leonard Hamilton	Oklahoma State, Miami (Fla.), Florida State	1987 –
6.	1,101	Kelvin Sampson	Montana Tech, Washington State, Oklahoma, Indiana, Houston	1982 –
7.	1,066	John Calapari	UMass, Memphis, Kentucky	1989 –
8.	1,054	Bill Self	Tulsa, Illinois, Kansas	1999 –
9.	1,033	Ron Cottrell	Houston Christian	1991 –
10.	1,032	Steve Alford	Manchester, Missouri State, Iowa New Mexico, UCLA, Nevada	1992 –
11.	1,026	Rick Pitino	Iona, Louisville, Kentucky, Providence, Boston, Hawai'i	1975 –
12.	993	Tom Izzo	Michigan State	1996 –
13.	978	Jeff Jones	Virginia, American, Old Dominion	1990 –

MOST YEARS among ACTIVE NCAA DIVISION I COACHES including 2023-24 season

Rk.	Years	Coach	School(s)	Years
t1.	40	Jim Larranaga	American International, Bowling Green, George Mason, Miami (Fla.)	1978 –
t1.	40	Greg Kampe	Oakland	1985 –
3.	37	Rick Barnes	George Mason, Providence, Clemson, Texas, Tennessee	1988 –
t4.	36	Rick Pitino	Hawai'i, Boston, Providence, Kentucky, Louisville, Iona	1975 –
t5.	36	Leonard Hamilton	Oklahoma State, Miami (Fla.), Florida State	1987 –
t6.	35	Kelvin Sampson	Montana Tech, Washington State, Oklahoma, Indiana, Houston	1982 –
t6.	35	Dana Altman	Marshall, Kansas State, Creighton, Oregon	1990 –
t8.	33	Ron Cottrell	Houston Christian	1992 –
t8.	33	Steve Alford	Manchester, Missouri State, Iowa New Mexico, UCLA, Nevada	1992 –
t11.	32	John Calipari	UMass, Memphis, Kentucky	1989 –
t11.	32	Jeff Jones	Virginia, American, Old Dominion	1991 –
t11.	32	Fran Dunphy	Penn, Temple, La Salle	1990 –

MOST NCAA DIVISION I 30-WIN SEASONS among ACTIVE COACHES entering 2023-24 season

Rk.	No.	Coach	School(s)	Years
1.	11	Bill Self	Oral Roberts, Tulsa, Illinois, Kansas	1994 –
2.	10	John Calipari	UMass, Memphis, Kentucky	1989 –
3.	7	Mark Few	Gonzaga	2000 –
t4.	5	Tom Izzo	Michigan State	1996 –
t4.	5	Sean Miller	Xavier, Arizona, Xavier	2005 –
t4.	5	Rick Pitino	Hawai'i, Boston, Providence, Kentucky Louisville, Iona, St. John's	1976 –
t7.	4	Kelvin Sampson	Montana Tech, Washington State Oklahoma, Indiana, Houston	1982 –
t7.	4	Tony Bennett	Washington State, Virginia	2006 –
8.	3	Rick Barnes	George Mason, Providence, Clemson, Texas, Tennessee	1988 –
t9.	2	Steve Alford	Manchester Missouri State, Iowa, New Mexico, UCLA, Nevada	1992 –
t9.	2	Dana Altman	Marshall, Kansas State, Creighton, Oregon,	1990 –
t9.	2	Chris Beard	McMurry, Angelo State, Texas Tech, Texas, Mississippi	2013 –
t9.	2	Jamie Dixon	Pittsburgh, TCU	2004 –
t9.	2	Ben Jacobson	UNI	2006 –
t9.	2	Bruce Pearl	Southern Indiana, Milwaukee, Tennessee, Auburn	1993 –



#23 TERRANCE ARCEAUX

Guard

6-6 • 190 • Sophomore-1L

Beaumont, Texas (Beaumont United HS)

Undeclared Major

📷 **tarceneaux23** ✂ **TArceneaux21**

CAREER HIGHS

Points

15, at rv/rv Oregon (11/20/22)

Field Goals Made

6, at rv/rv Oregon (11/20/22)

Field Goal Attempts

11, at rv/rv Oregon (11/20/22)

3-Point Field Goals Made

3, at rv/rv Oregon (11/20/22)
3, vs. Oral Roberts (11/14/22)

3-Point Field Goal Attempts

6, vs. North Carolina A&T (12/13/22)
6, vs. Oral Roberts (11/14/22)

Free Throws Made

3, vs. Stetson (11/13/23)
3, vs. Oral Roberts (11/14/22)

Free Throw Attempts

6, vs. Montana (11/24/23)
6, vs. Oral Roberts (11/14/22)

Rebounds

10, vs. Jackson State (12/9/23)

Offensive Rebounds

6, vs. Jackson State (12/9/23)

Defensive Rebounds

6, vs. Montana (11/24/23)

Assists

3, vs. North Carolina A&T (12/13/22)

Steals

3, vs. Stetson (11/13/23)
3, vs. ULM (11/6/23)
3, at rv/rv Oregon (11/20/22)

Blocked Shots

1, done eight times; Most recently
vs. Rice (12/6/23)

Minutes Played

35:22, vs. Memphis (3/12/23)

SOPHOMORE (2023-24)

Made his season debut in season-opening win over ULM inside Fertitta Center... Scored five points with three steals and four rebounds against the Warhawks (11/6)... Posted five points and grabbed eight rebounds,

including three offensive, in win over Texas A&M-Corpus Christ (11/11)... Finished with 10 points on 3-of-5 shooting from the field and 3-of-3 from the free throw line in home win over Stetson (11/13)... Scored eight points on 3-of-6 shooting and grabbed four rebounds with two assists in win over Utah during Shriners Children's Charleston Classic Semifinals (11/17)... Snared nine rebounds, including three offensive boards, with four points and a steal in home win over Montana (11/24)... Led all players with nine rebounds, including four offensive boards, and scored six points with an assist and blocked shot against Rice (12/6)... Grabbed a career-high 10 rebounds, including six offensive boards, with eight points, an assist and steal in home win over Jackson State (12/9)... Was lost for the remainder of the season after suffering an Achilles injury to his right leg in win over rv/rv Texas A&M at The Halal Guys Showcase inside Toyota Center (12/16)... Underwent succesful surgery on Dec. 20.

2023-24 GAME-BY-GAME STATISTICS (11-0 • 0-0 Big 12)


Date	Opponent	GS	Min	FG-A	3FG-FGA	FT-FTA	OR-DR	Tot	PF	A	TO	Blk	Stl	Pts
11/6/23	ULM		19:25	2-6	0-3	1-2	1-3	4	1	1	0	0	3	5
11/11/23	TEXAS A&M-CORPUS CHRISTI		18:32	2-5	0-2	1-2	3-5	8	0	0	0	1	1	5
11/13/23	STETSON		21:35	3-5	1-2	3-3	1-1	2	0	1	0	1	3	10
11/16/23	vs. Towson		17:05	2-5	1-2	2-4	0-1	1	1	0	0	0	0	7
11/17/23	vs. Utah		26:13	3-6	1-3	1-2	2-2	4	2	2	0	1	0	8
11/19/23	vs. Dayton		15:12	2-4	1-1	0-0	3-0	3	1	1	0	0	0	5
11/24/23	MONTANA		19:10	1-8	0-2	2-6	3-6	9	1	1	0	0	1	4
12/1/23	at Xavier		13:21	1-3	0-0	0-0	0-0	0	3	0	0	1	1	2
12/6/23	RICE		23:14	3-9	0-2	0-0	4-5	9	2	1	1	1	0	6
12/9/23	JACKSON STATE		22:00	3-6	2-4	0-0	6-4	10	2	1	3	0	1	8
12/16/23	vs. rv/rv Texas A&M		5:36	0-0	0-0	0-0	0-0	0	0	0	0	1	0	0
12/21/23	TEXAS STATE		DNP – Injury											
12/30/23	PENN		DNP – Injury											
1/6/24	* WEST VIRGINIA		DNP – Injury											
1/9/24	* at rv/rv Iowa State		DNP – Injury											
1/13/24	* at rv/rv TCU		DNP – Injury											
1/17/24	* #25/25 TEXAS TECH		DNP – Injury											
1/20/24	* UCF		DNP – Injury											
1/23/24	* at #21/19 BYU		DNP – Injury											
1/27/24	* rv/rv KANSAS STATE		DNP – Injury											
1/29/24	* at rv/rv Texas		DNP – Injury											
2/3/24	* at #8/9 Kansas		DNP – Injury											
2/6/24	* OKLAHOMA STATE		DNP – Injury											
2/10/24	* at Cincinnati		DNP – Injury											
2/17/24	* rv/– TEXAS		DNP – Injury											
2/19/24	* #10/10 IOWA STATE		--	--	--	--	--	--	--	--	--	--	--	--
2/24/24	* at Baylor		--	--	--	--	--	--	--	--	--	--	--	--
2/27/24	* CINCINNATI		--	--	--	--	--	--	--	--	--	--	--	--
3/2/24	* at Oklahoma		--	--	--	--	--	--	--	--	--	--	--	--
3/6/24	* at UCF		--	--	--	--	--	--	--	--	--	--	--	--
3/9/24	* KANSAS		--	--	--	--	--	--	--	--	--	--	--	--

CAREER STATISTICS

Year	W-L	GP-GS	MP	FG-FGA	Pct	3P-A	Pct	FT-FTA	Pct	Off-Def	Reb – Avg	PF-DQ	Ast	TO	Blk	Stl	Pts – Avg
2022-23	30-4	34-1	471	49-133	.368	17-68	.250	10-19	.526	30-54	84 – 2.5	36-0	19	19	5	22	125 – 3.7
2023-24	11-0	10-0	196	22-57	.386	6-21	.286	10-19	.526	23-27	50 – 5.0	13-0	8	4	5	10	60 – 6.0
Totals	41-4	44-1	667	71-190	.374	23-89	.258	20-38	.526	53-81	134 – 3.0	49-0	27	23	10	32	185 – 4.2

ARCENEUX's 2022-23 GAME-BY-GAME (30-4 • 15-1 American)

Opponent	Date	GS	Min	FG-A	3FG-A	FT-A	Off-Def	Tot	PF	A	TO	Blk	Stl	Pts
HOUSTON	11/9/21	DNP – Coach's Decision												
NORTHERN COLORADO	11/7/22		16:56	3-5	1-3	0-0	2-2	4	0	0	1	0	2	7
vs. Saint Joseph's	11/11/22		10:40	1-5	0-3	1-2	0-3	3	2	0	0	0	0	3
ORAL ROBERTS	11/14/22		22:14	4-7	3-6	3-6	1-4	5	0	0	0	1	1	14
TEXAS SOUTHERN	11/16/22		15:18	2-5	1-4	1-1	3-2	5	0	0	0	0	1	6
at rv/rv Oregon	11/20/22		19:10	6-11	3-5	0-1	3-2	5	1	1	0	0	3	15
KENT STATE	11/26/22		17:46	0-2	0-1	0-0	0-6	6	1	1	0	0	0	0
NORFOLK STATE	11/29/22		23:43	3-8	1-4	0-0	0-3	3	2	0	1	1	0	7
vs. –/rv Saint Mary's (Calif.)	12/3/22		12:58	1-2	0-0	0-0	1-3	4	1	0	1	0	0	2
NORTH FLORIDA	12/6/22		22:10	1-6	0-2	0-0	1-5	6	0	1	1	0	1	2
#8/10 ALABAMA	12/10/22		8:11	0-1	0-1	0-0	0-1	1	0	0	1	0	0	0
NORTH CAROLINA A&T	12/13/22		17:52	1-6	1-6	0-0	1-1	2	4	3	4	0	2	3
at #2/2 Virginia	12/17/22		DNP – Coach's Decision											
MCNEESE	12/21/22		17:08	3-6	1-3	0-0	1-3	4	1	2	1	0	0	7
* at Tulsa	12/28/22		12:59	4-5	1-2	0-0	0-3	3	0	1	0	0	2	9
* UCF	12/31/22		DNP – Coach's Decision											
* SMU	1/5/23		19:01	4-9	1-3	1-2	3-2	5	1	0	1	1	0	10
* at Cincinnati	1/8/23		13:51	2-2	0-0	0-0	1-0	1	0	1	0	1	1	4
* SOUTH FLORIDA	1/11/23		16:57	0-4	0-2	0-0	3-0	3	2	1	0	0	2	0
* at Tulane	1/17/23		3:44	0-1	0-0	0-0	0-0	0	0	1	0	0	0	0
* TEMPLE	1/22/23		3:27	0-1	0-0	0-0	0-0	0	1	0	0	0	0	0
* at UCF	1/25/23		11:49	1-3	0-1	0-0	0-0	0	0	0	1	0	0	2
* CINCINNATI	1/28/23		11:10	1-2	0-1	0-0	0-2	2	0	0	0	1	2	2
* at Wichita State	2/2/23		11:21	1-3	1-3	0-0	0-0	0	1	0	0	0	0	3
* at Temple	2/5/23		2:09	0-0	0-0	0-0	0-0	0	0	0	1	0	0	0
* TULSA	2/8/23		16:14	2-5	1-3	0-0	1-1	2	2	2	1	0	0	5
* at SMU	2/16/23		DNP – Injury											
* MEMPHIS	2/19/23		8:55	1-3	0-2	0-0	0-1	1	0	0	0	0	2	2
* TULANE	2/22/23		11:51	0-2	0-2	0-0	0-2	2	1	2	0	0	0	0
* at East Carolina	2/25/23		11:09	0-1	0-1	0-0	0-2	2	3	0	0	0	0	0
* WICHITA STATE	3/2/23		14:43	1-3	0-0	0-0	2-1	3	1	2	0	0	2	2
* at Memphis	3/5/23		1:44	1-1	0-0	0-1	0-0	0	2	0	1	0	0	2
vs. (9) East Carolina	3/10/23		14:17	1-5	1-2	0-0	0-1	1	1	0	1	0	0	3
vs. (4) Cincinnati	3/11/23		27:41	1-5	0-2	2-3	2-1	3	2	0	1	0	0	4
vs. (2) Memphis	3/12/23	*	35:22	3-10	1-4	2-3	3-0	3	3	1	2	0	0	9
vs. (16) Northern Kentucky	3/16/23		11:38	1-4	0-2	0-0	1-3	4	2	0	0	0	1	2
vs. (9) Auburn	3/18/23		4:45	0-0	0-0	0-0	1-0	1	1	0	0	0	0	0
vs. #16/15 (5) Miami (Fla.)	3/24/23		2:36	0-0	0-0	0-0	0-0	0	1	0	0	0	0	0



#4 L.J. CRYER

Guard

6-1 • 195 • Senior-TR

Katy, Texas (Morton Ranch HS)

Integrated Studies

Instagram X Ijcryer

CAREER HIGHS

Points

26, vs. rv/— Texas (2/17/24)
30, vs. rv/#22 Creighton (3/19/23)

Field Goals Made

9, done four times; Most recently
vs. rv/— Texas (2/17/24)
13, vs. rv/#22 Creighton (3/19/23)

Field Goal Attempts

20, at #8/9 Kansas (2/3/24)
22, vs. rv/#22 Creighton (3/19/23)

3-Point Field Goals Made

6, vs. rv/— Texas (2/17/24)
6, at #8/9 Kansas (2/3/24)
8, vs. West Virginia (2/13/23)

3-Point Field Goal Attempts

12, at #8/9 Kansas (2/3/24)
12, at Xavier (12/1/23)
12, vs. Montana (11/24/23)
12, vs. Norfolk State (11/11/22)

Free Throws Made

6, vs. Jackson State (12/9/23)
6, vs. #17/17 TCU (1/4/23)

Free Throw Attempts

7, vs. Jackson State (12/9/23)
7, at Texas Tech (1/17/23)

Rebounds

5, at rv/rv TCU (1/13/24)
5, at #10/10 Texas (1/30/23)
5, vs. Northwestern State (12/20/22)

Offensive Rebounds

3, at #21/19 BYU (1/23/24)
2, at Oklahoma State (2/27/23)
2, at #14/16 Kansas State (2/21/23)

Defensive Rebounds

4, done four times; Most recently
at rv/rv TCU (1/13/24)
5, vs. Northwestern State (12/20/22)

Assists

4, vs. Oklahoma State (2/6/24)
4, vs. Penn (12/30/23)
4, vs. Texas A&M-Corpus Christi (11/11/23)
6, at #14/16 Kansas State (2/21/23)
6, vs. Central Arkansas (11/17/21)

Steals

4, vs. UCF (1/20/24)
4, vs. Norfolk State (11/11/22)

Blocked Shots

1, at rv/rv TCU (1/13/24)
1, vs. McNeese (11/23/22)
1, vs. Kansas State (1/25/22)

Minutes Played

39:26, at rv/rv Texas (1/29/24)
40, at Oklahoma State (1/27/23)

Accomplished at Baylor

HONORS

- 2023 Shriners Children's Charleston Classic Most Valuable Player
- Jersey Mike's Naismith Trophy Player of the Year Midseason Team
- John R. Wooden Award Midseason Top 25 Watch List
- Lute Olson Award Midseason Watch List

PRESEASON HONORS

- Wooden Award Preseason Watch List
- Jersey Mike's Naismith Trophy Preseason Watch List
- Jerry West Award Preseason Watch List
- Preseason All-Big 12 Team

SENIOR (2023-24)

Made his Houston debut in season-opening win over ULM inside Fertitta Center... Finished with nine points, two rebounds and a pair of assists against the Warhawks (11/6)... Scored 15 points with three rebounds, three steals and two assists in win over Texas A&M-Corpus Christi (11/11)... Led all players with 21 points on 9-of-15 shooting and posted two assists with two steals in home win over Stetson (11/13)... Finished with a game-high 18 points and tied for game-high honors with three 3-pointers in win over Towson in Shriners Children's Charleston Classic First Round (11/16)... Totaled 14 points with four 3-pointers and grabbed three rebounds with three assists in win over Utah during Shriners Children's Charleston Classic Semifinals... Drained three of his treys in

a critical stretch after Utah erased a 14-point deficit and tied the game late in the second half (11/17)... Led all players with 18 points and four 3-pointers in win over Dayton in Shriners Children's Charleston Title Game... Named the tournament's Most Valuable Player... Posted a game-high 24 points and five 3-pointers with four rebounds and three assists in home win over Montana (11/24)... Led all players with 23 points and five 3-pointers in win at Xavier (12/1)... Paced Houston with 15 points and five 3-pointers in home win over Rice... Added two rebounds, two assists and a steal against the Owls (12/6)... Finished with 21 points with three 3-pointers and added three rebounds with an assist and steal in home win over Jackson State (12/9)... Posted 17 points with four 3-pointers in win over rv/rv Texas A&M in The Halal Guys Showcase inside Toyota Center (12/16)... Led all players with 16 points and added two rebounds with a game-high-tying four assists in home win over Penn... Moved past 1,000 points in his collegiate career with a 3-pointer with 14:15 left in first half against the Quakers (12/30)... Led all players with 20 points on 7-of-12 shooting and 4-of-7 from the arc in Big 12-opening win over West Virginia... Added three rebounds with two steals and an assist against the Mountaineers (1/6)... Led all players with 16 points and four 3-pointers in home win over UCF (1/20)... Topped all players with 23 points on 7-of-14 shooting, including 5-of-9 from the arc, and grabbed four rebound with an assist in win at #21/19 BYU (1/23)... Finished with 14 points, thanks to a pair of 3-pointers, and grabbed two rebounds with three assists in overtime win at rv/rv Texas (1/29)... Led all players with 24 points, thanks to 6-of-12 shooting from the 3-point line, and grabbed three rebounds with three assists and a steal at #8/9 Kansas (2/3)... Gave the Cougars a 4-point lead on a floating jumper with just over a minute remaining at Cincinnati (2/10)... Led all players with 26 points and six 3-pointers on 9-of-13 shooting from the field vs. rv/— Texas (2/17).

2023-24 GAME-BY-GAME STATISTICS (22-3 • 9-3 Big 12)

Date	Opponent	GS	Min	FG-A	3FG-FGA	FT-FTA	OR-DR	Tot	PF	A	TO	Blk	Stl	Pts
11/6/23	ULM	*	29:53	3-13	1-9	2-2	1-1	2	2	2	1	0	1	9
11/11/23	TEXAS A&M-CORPUS CHRISTI	*	30:03	4-13	2-7	5-5	1-2	3	1	3	1	0	2	15
11/13/23	STETSON	*	32:18	9-15	3-6	0-0	0-1	1	2	2	1	0	2	21
11/16/23	vs. Towson	*	26:11	6-14	3-7	3-3	2-1	3	3	2	0	0	1	18
11/17/23	vs. Utah	*	33:08	5-14	4-9	0-0	0-3	3	2	3	0	0	1	14
11/19/23	vs. Dayton	*	29:34	6-14	4-8	2-2	0-2	2	3	1	1	0	0	18
11/24/23	MONTANA	*	32:09	9-16	5-12	1-1	0-4	4	1	3	0	0	0	24
12/1/23	at Xavier	*	38:08	8-16	5-12	2-2	0-4	4	2	0	1	0	0	23
12/6/23	RICE	*	23:39	5-11	5-10	0-0	0-2	2	2	2	0	0	1	15
12/9/23	JACKSON STATE	*	29:42	6-15	3-8	6-7	2-1	3	1	1	0	0	1	21
12/16/23	vs. rv/rv Texas A&M	*	36:53	5-15	4-10	3-3	1-2	3	0	1	2	0	0	17
12/21/23	TEXAS STATE	*	31:09	4-12	1-5	0-1	1-1	2	0	3	1	0	1	9
12/30/23	PENN	*	30:09	7-13	2-3	0-2	1-1	2	0	4	1	0	1	16
1/6/24	* WEST VIRGINIA	*	30:47	7-12	4-7	2-2	1-2	3	1	1	0	1	2	20
1/9/24	* at rv/rv Iowa State	*	30:32	2-9	1-6	0-0	0-2	2	3	2	3	0	1	5
1/13/24	* at rv/rv TCU	*	36:46	2-14	1-7	0-0	1-4	5	1	1	1	1	2	5
1/17/24	* #25/25 TEXAS TECH	*	34:22	3-8	2-4	0-0	0-2	2	2	2	0	0	1	8
1/20/24	* UCF	*	33:13	6-14	4-10	0-0	0-2	2	2	2	1	0	4	16
1/23/24	* at #21/19 BYU	*	36:31	7-14	5-9	4-4	3-1	4	1	1	0	0	1	23
1/27/24	* rv/rv KANSAS STATE	*	25:18	3-11	1-6	0-0	0-1	1	1	1	1	0	1	7
1/29/24	* at rv/rv Texas	*	39:26	5-17	2-9	2-2	1-1	2	3	3	1	0	1	14
2/3/24	* at #8/9 Kansas	*	38:24	9-20	6-12	0-1	0-1	1	3	3	0	0	1	24
2/6/24	* OKLAHOMA STATE	*	26:40	2-10	0-3	2-2	1-2	3	1	4	1	0	2	6
2/10/24	* at Cincinnati	*	16:50	2-7	0-4	4-5	0-2	2	4	1	1	0	0	8
2/17/24	* vs. rv/— TEXAS	*	32:35	9-13	6-9	2-3	1-0	1	1	0	0	0	0	26
2/19/24	* #10/10 IOWA STATE	---	---	---	---	---	---	---	---	---	---	---	---	---
2/24/24	* at Baylor	---	---	---	---	---	---	---	---	---	---	---	---	---
2/27/24	* CINCINNATI	---	---	---	---	---	---	---	---	---	---	---	---	---
3/2/24	* at Oklahoma	---	---	---	---	---	---	---	---	---	---	---	---	---
3/6/24	* at UCF	---	---	---	---	---	---	---	---	---	---	---	---	---
3/9/24	* KANSAS	---	---	---	---	---	---	---	---	---	---	---	---	---

CAREER STATISTICS

Year	W-L	GP-GS	MP	FG-FGA	Pct	3P-A	Pct	FT-FTA	Pct	Off-Def	Reb - Avg	PF-DQ	Ast	TO	Blk	Stl	Pts - Avg
2020-21 (at BU)	19-1	20-0	197	21-55	.382	16-44	.364	9-14	.643	3-8	11-0.6	7-0	15	9	0	10	67-3.4
2021-22 (at BU)	16-3	19-3	491	88-185	.476	52-111	.468	28-36	.778	2-27	29-1.5	25-0	32	33	1	15	256-13.5
2022-23 (at BU)	21-10	31-31	1,000	163-360	.453	80-193	.415	59-66	.894	7-57	64-2.1	44-0	63	48	1	15	465-15.0
2023-24	22-3	25-25	779	134-330	.406	74-192	.385	40-47	.851	17-45	62-2.5	42-0	48	18	2	27	382-15.3
UH Totals	22-3	25-25	779	134-330	.406	74-192	.385	40-47	.851	17-45	62-2.5	42-0	48	18	2	27	382-15.3
BU Totals	56-14	70-34	1,688	272-600	.453	148-348	.425	96-116	.828	12-92	104-1.5	76-0	110	90	2	30	788-11.3
Totals	78-17	95-59	2,469	406-930	.437	222-540	.411	136-163	.834	29-137	166-1.7	118-0	158	109	4	67	1,170-12.3

2 NCAA National Championship Game Appearances • 6 NCAA Final Four Appearances • 24 NCAA Tournaments • 19 Conference Championships • 2 NBA Draft No. 1 Overall Picks • 12 NBA Draft First-Round Selections

CRYER's 2022-23 GAME-BY-GAME (21-10 • 11-6 Big 12 at Baylor)

Opponent	GS	Min	FG-A	3FG-A	FT-A	O-D-T	PF	A	TO	Blk	Stl	Pts
MISSISSIPPI VALLEY ST.	*	20	5-11	3-8	3-3	0-1-1	3	1	2	0	1	16
NORFOLK STATE	*	28	2-13	2-12	1-1	0-1-1	0	4	2	0	4	7
NORTHERN COLORADO	*	32	8-16	4-9	0-0	0-4-4	2	2	1	0	1	20
vs. #16/14 Virginia	*	31	8-12	3-5	0-0	0-0-0	1	4	0	0	0	19
vs. #8/7 UCLA	*	35	10-18	4-8	4-4	0-4-4	4	1	3	0	2	28
McNEESE	*	26	7-13	2-6	0-0	0-3-3	3	2	3	1	0	16
at Marquette	*	35	7-14	3-6	2-2	0-1-1	0	3	3	0	1	19
vs. #14/12 Gonzaga	*	26	3-7	0-1	1-2	0-3-3	1	0	3	0	0	7
TARLETON	DNP											
vs. Washington State	*	30	2-7	2-5	0-0	0-1-1	2	2	1	0	0	6
NORTHWESTERN STATE	*	36	4-13	3-10	0-0	0-5-5	1	3	2	0	0	11
NICHOLLS	DNP											
* at Iowa State	DNP											
#17/17 TCU	*	34	3-9	1-5	6-6	0-1-1	1	2	3	0	0	13
* KANSAS STATE	*	30	1-5	0-3	2-3	0-1-1	1	3	1	0	1	4
* at West Virginia	*	33	5-8	1-3	2-2	0-2-2	3	2	2	0	0	13
* OKLAHOMA STATE	*	35	6-9	4-5	0-0	0-2-2	0	2	1	0	0	16
* at Texas Tech	*	30	5-7	4-4	4-7	0-4-4	4	1	0	0	0	18
* at Oklahoma	*	31	2-11	0-2	2-2	0-0-0	0	1	1	0	1	6
* #9/9 KANSAS	*	38	8-16	5-11	1-2	1-1-2	2	2	2	0	0	22
* ARKANSAS	*	36	6-13	2-4	6-6	1-1-2	2	1	2	0	0	20
* at #10/10 Texas	*	37	7-17	3-6	2-2	0-5-5	1	2	1	0	1	19
* TEXAS TECH	*	31	2-8	0-4	2-2	0-1-1	2	4	0	0	0	6
* OKLAHOMA	*	15	3-7	1-4	0-0	0-2-2	0	1	0	0	0	7
* at #17/19 TCU	*	36	8-11	4-6	3-3	1-2-3	0	2	1	0	1	23
* WEST VIRGINIA	*	35	8-12	8-11	2-2	0-1-1	2	0	2	0	0	26
* at #5/7 Kansas	*	38	5-14	3-7	2-2	0-2-2	0	0	1	0	0	15
* at #14/16 Kansas State	*	35	6-11	4-7	0-0	2-1-3	1	6	0	0	1	16
#8/8 TEXAS	*	35	2-7	1-4	4-4	0-3-3	0	4	3	0	1	9
* at Oklahoma State	*	40	5-15	3-10	2-2	2-1-3	3	2	2	0	0	15
* IOWA STATE	*	34	3-11	2-5	5-5	0-1-1	1	2	2	0	0	13
vs. Iowa State	*	36	3-10	3-5	1-1	0-1-1	1	2	3	0	0	10
vs. UC Santa Barbara	*	29	6-13	1-6	2-2	0-0-0	1	1	0	0	0	15
vs. Creighton	*	34	13-22	4-11	0-1	0-2-2	3	1	1	0	0	30

CRYER's 2020-21 GAME-BY-GAME (19-1 • 8-1 Big 12 at Baylor)

Opponent	GS	Min	FG-A	3FG-A	FT-A	O-D-T	PF	A	TO	Blk	Stl	Pts
vs. Louisiana		15	6-9	5-7	0-0	0-2-2	0	1	0	0	2	17
vs. Washington		10	0-0	0-0	0-0	0-0-0	1	0	0	0	0	0
vs. #5/10 Illinois	DNP											
STEPHEN F. AUSTIN		18	1-3	1-3	3-4	1-1-2	2	3	1	0	1	6
* at Kansas State		19	3-5	2-4	0-0	0-1-1	0	3	1	0	1	8
ARKANSAS-PINE BLUFF		24	4-7	4-6	3-4	0-0-0	2	2	0	0	2	15
CENTRAL ARKANSAS		22	3-8	1-5	0-0	0-0-0	0	2	1	0	1	7
ALCORN STATE		19	0-6	0-5	2-4	0-2-2	1	2	4	0	1	2
* IOWA STATE	DNP											
* OKLAHOMA		9	1-1	1-1	0-0	0-2-2	0	0	0	0	0	3
* at TCU		5	0-0	0-0	0-0	0-0-0	0	0	0	0	0	0
* at #15/15 Texas Tech		2	0-0	0-0	0-0	0-0-0	0	0	0	0	0	0
* #9/9 KANSAS	DNP											
* at rv/rv Oklahoma State		7	1-4	1-4	0-0	0-0-0	0	0	0	0	0	0
* KANSAS STATE		17	1-3	1-2	0-0	0-1-1	0	2	1	0	1	3
AUBURN		6	0-0	0-0	0-0	0-0-0	0	0	0	0	0	0
* at #6/6 Texas	DNP											
* IOWA STATE		10	1-3	0-2	0-0	0-0-0	0	0	1	0	0	2
* at #17/19 Kansas		7	0-0	0-0	0-0	0-0-0	1	0	0	0	1	0
* #6/5 WEST VIRGINIA	DNP											
* #17/17 OKLAHOMA STATE	DNP											
* #18/18 TEXAS TECH		2	0-1	0-0	0-0	0-0-0	0	0	0	0	0	0
vs. Kansas State	DNP											
vs. #12/14 Oklahoma State	DNP											
vs. Hartford		5	0-3	0-3	1-2	1-1-2	0	0	0	0	0	1
vs. rv/- Wisconsin		1	0-0	0-0	0-0	0-0-0	0	0	0	0	0	0
vs. #18/17 Villanova	DNP											
vs. #10/10 Arkansas	DNP											
vs. #6/6 Houston		2	0-1	0-1	0-0	0-0-0	0	0	0	0	0	0
vs. #1/1 Gonzaga		1	0-1	0-1	0-0	0-0-0	0	0	0	0	0	0

CRYER's 2021-22 GAME-BY-GAME (16-3 • 6-3 Big 12 at Baylor)

Opponent	GS	Min	FG-A	3FG-A	FT-A	O-D-T	PF	A	TO	Blk	Stl	Pts
UIW		22	5-10	2-6	1-1	0-2-2	2	3	2	0	0	13
NICHOLLS		24	7-9	5-6	1-1	0-2-2	3	2	0	0	2	20
CENTRAL ARKANSAS		22	9-15	2-5	0-0	0-2-2	0	6	0	0	2	20
STANFORD	*	32	8-12	5-9	0-0	1-3-4	1	1	1	0	1	21
vs. Arizona State		25	6-12	3-5	0-0	0-4-4	4	1	1	0	0	15
vs. VCU		25	1-6	0-3	4-6	0-0-0	1	2	4	0	1	6
vs. rv/rv Michigan State		26	3-7	2-5	0-0	0-1-1	0	0	1	0	0	1
ARKANSAS-PINE BLUFF		24	7-14	4-9	2-4	0-1-1	0	1	2	0	0	20
#6/6 VILLANOVA		23	2-6	2-5	2-2	0-1-1	1	0	1	0	0	8
at Oregon		28	2-8	1-4	0-2	0-1-1	0	4	1	0	2	5
ALCORN STATE	DNP											
NORTHWESTERN STATE	DNP											
* at #8/8 Iowa State		20	5-8	3-5	0-0	0-1-1	1	0	2	0	3	13
* rv/rv OKLAHOMA		16	1-5	1-4	2-2	0-0-0	0	1	3	0	0	5
* at TCU		28	5-10	4-7	1-3	1-2-3	2	2	0	0	0	15
* #19/19 TEXAS TECH		29	4-9	2-4	0-0	0-0-0	1	0	4	0	1	10
* OKLAHOMA STATE		32	5-12	4-9	2-4	0-1-1	1	2	1	0	1	18
* at rv/rv West Virginia*		34	8-16	5-9	4-4	0-2-2	4	1	1	0	0	25
* at rv/rv Oklahoma		28	4-9	2-4	4-4	0-2-2	1	0	3	0	0	14
* KANSAS STATE	*	28	4-12	3-8	3-3	0-2-2	1	4	6	1	0	16
at rv/rv Alabama	DNP											
* WEST VIRGINIA	DNP											
* at 10/10 Kansas	DNP											
* at Kansas State	DNP											
* TEXAS	DNP											
* at 11/11 Texas Tech		15	2-5	2-4	0-0	0-0-0	0	1	0	0	0	6
* TCU	DNP											
* at Oklahoma State	DNP											
* #5/5 KANSAS	DNP											
* at #21/21 Texas	DNP											
* -/rv IOWA STATE	DNP											
vs. Oklahoma	DNP											
vs. Norfolk State	DNP											
vs. North Carolina	DNP											

**#11 DAMIAN DUNN****Guard****6-5 • 205 • Senior-TR****Kinston, N.C. (Meadowcreek [Ga.]/Temple)****'23 Temple graduate in****Communications & Media Studies****Postbaccalaureate work at UH in '23-24****@d.dunn2 X Dam1anKD****CAREER HIGHS****Points**18, vs. ULM (11/6/23)
38, vs. Vanderbilt (11/15/22)**Field Goals Made**5, at rv/rv TCU (1/13/24)
5, vs. Rice (12/6/23)
5, vs. ULM (11/6/23)
13, vs. Vanderbilt (11/15/22)**Field Goal Attempts**11, vs. Penn (12/30/23)
11, vs. Rice (12/6/23)
21, at Cincinnati (2/22/23)**3-Point Field Goals Made**3, vs. ULM (11/6/23)
7, vs. Vanderbilt (11/15/22)**3-Point Field Goal Attempts**5, vs. West Virginia (1/6/24)
5, vs. ULM (11/6/23)
11, at Cincinnati (2/22/23)**Free Throws Made**7, vs. rv/rv Kansas State (1/27/24)
18, vs. Wagner (11/7/22)**Free Throw Attempts**9, vs. ULM (11/6/23)
18, at Cincinnati (2/22/23)
18, vs. Wagner (11/7/22)**Rebounds**6, vs. Penn (12/30/23)
9, vs. South Florida (3/6/22)**Offensive Rebounds**2, done five times; Most recently
at Cincinnati (2/10/24)
4, at Wichita State (2/7/21)**Defensive Rebounds**4, vs. rv/rv Kansas State (1/27/24)
4, vs. #25/25 Texas Tech (1/17/24)
4, vs. Penn (12/30/23)
7, vs. South Florida (3/6/22)**Assists**3, at rv/rv TCU (1/13/24)
8, at Memphis (2/12/23)**Steals**3, vs. Penn (12/30/23)
3, at Tulsa (1/12/22)**Blocked Shots**2, vs. West Virginia (1/6/24)
2, vs. Villanova (11/11/22)**Minutes Played**29:27, vs. Dayton (11/19/23)
43, vs. Wagner (11/7/22)

Accomplished at Temple

points... Drained three 3-pointers and added three rebounds and a steal against the Warhawks (11/6)... Posted 15 points on 6-of-11 shooting and added three 3-pointers with three rebounds and a steal in home win over Stetson (11/13)... Made his first start as a Cougar against Towson in Shriners Children's Charleston Classic First Round (11/16)... Finished with 10 points on 5-of-11 shooting and grabbed three rebounds in home win over Rice (12/6)... Posted 11 points with six rebounds, including two offensive boards, and added three steals in home win over Penn (12/30)... Scored 14 points with three rebounds in Big 12-opening win over West Virginia (1/6)... Finished with 17 points on 5-of-8 shooting and added four rebounds with three assists at rv/rv TCU (1/13)... Scored 10 points with a pair of 3-pointers in road win at #21/19 BYU (1/23)... Posted 13 points with four rebounds and two steals in home win over rv/rv Kansas State (1/27).

2023-24 GAME-by-GAME STATISTICS (22-3 • 9-3 Big 12)

Date	Opponent	GS	Min	FG-A	3FG-FGA	FT-FTA	OR-DR	Tot	PF	A	TO	Blk	Stl	Pts
11/6/23	ULM		17:36	5-8	3-5	5-9	2-1	3	1	0	1	0	1	18
11/11/23	TEXAS A&M-CORPUS CHRISTI		10:21	1-4	0-1	3-6	1-0	1	1	0	0	0	2	5
11/13/23	STETSON		20:37	6-11	3-4	0-0	2-1	3	1	0	2	0	1	15
11/16/23	vs. Towson	*	24:08	0-8	0-2	0-0	0-1	1	0	1	2	0	2	0
11/17/23	vs. Utah	*	24:16	2-4	0-1	3-4	1-2	3	3	1	0	0	0	7
11/19/23	vs. Dayton	*	29:27	3-9	1-3	2-2	1-1	2	1	1	1	1	2	9
11/24/23	MONTANA	*	19:03	3-8	0-2	2-3	2-0	2	3	0	0	0	0	8
12/1/23	at Xavier		14:03	0-5	0-1	3-6	0-2	2	1	0	0	0	0	3
12/6/23	RICE		24:11	5-11	0-3	0-0	1-2	3	2	0	0	0	1	10
12/9/23	JACKSON STATE		15:59	2-8	0-3	1-2	1-0	1	1	1	1	0	0	5
12/16/23	vs. rv/rv Texas A&M		15:43	0-1	0-1	1-2	0-1	1	1	1	3	0	0	1
12/21/23	TEXAS STATE		21:35	2-4	0-0	2-4	1-2	3	3	0	5	0	2	6
12/30/23	PENN		20:44	4-11	1-2	2-2	2-4	6	4	0	2	0	3	11
1/6/24	* WEST VIRGINIA		22:46	4-8	2-5	4-4	0-3	3	3	1	0	2	0	14
1/9/24	* at rv/rv Iowa State		10:41	1-3	0-2	0-0	0-1	1	1	0	2	0	0	2
1/13/24	* at rv/rv TCU		29:02	5-8	1-2	6-8	1-3	4	3	3	2	0	1	17
1/17/24	* #25/25 TEXAS TECH		28:06	2-6	1-2	0-0	2-2	4	0	0	0	0	2	5
1/20/24	* UCF		11:59	0-2	0-0	0-0	0-2	2	3	0	1	0	0	0
1/23/24	* at #21/19 BYU		16:02	3-6	2-4	2-3	0-0	0	2	0	1	0	1	10
1/27/24	* rv/rv KANSAS STATE		21:53	2-4	2-3	7-8	0-4	4	1	0	3	0	2	13
1/29/24	* at rv/rv Texas		11:51	0-3	0-0	0-0	0-2	2	0	1	0	1	1	0
2/3/24	* at #8/9 Kansas		6:19	0-1	0-1	0-0	0-0	0	0	0	0	0	0	0
2/6/24	* OKLAHOMA STATE		19:07	3-6	1-3	1-2	1-2	3	1	2	3	0	0	8
2/10/24	* at Cincinnati		11:31	0-4	0-1	0-0	2-0	2	0	0	1	0	0	0
2/17/24	* rv/- TEXAS		11:16	0-2	0-1	1-2	1-0	1	0	0	0	1	0	1
2/19/24	* #10/10 IOWA STATE	--	--	--	--	--	--	--	--	--	--	--	--	--
2/24/24	* at Baylor	--	--	--	--	--	--	--	--	--	--	--	--	--
2/27/24	* CINCINNATI	--	--	--	--	--	--	--	--	--	--	--	--	--
3/2/24	* at Oklahoma	--	--	--	--	--	--	--	--	--	--	--	--	--
3/6/24	* at UCF	--	--	--	--	--	--	--	--	--	--	--	--	--
3/9/24	* KANSAS	--	--	--	--	--	--	--	--	--	--	--	--	--

CAREER STATISTICS

Year	W-L	GP-GS	MP	FG-FGA	Pct	3P-A	Pct	FT-FTA	Pct	Off-Def	Reb - Avg	PF-DQ	Ast	TO	Blk	Stl	Pts - Avg
2019-20 (at TU)	0-1	1-0	18	0-4	.000	0-1	.000	1-2	.500	3-1	4 - 4.0	0-0	0	2	0	0	1 - 1.0
2020-21 (at TU)	4-9	13-12	363	46-138	.333	5-27	.185	79-103	.767	15-40	55 - 4.2	36-3	29	36	1	5	176 - 13.5
2021-22 (at TU)	16-11	27-26	821	125-317	.394	31-103	.301	121-145	.834	24-90	114 - 4.2	61-2	54	76	6	25	402 - 14.9
2022-23 (at TU)	15-16	31-20	1,011	138-336	.411	48-138	.348	149-183	.814	19-86	115 - 3.7	65-2	93	88	6	21	473 - 15.3
2023-24	22-3	25-4	458	53-145	.366	17-52	.327	45-67	.672	21-36	57 - 2.3	36-0	12	30	5	21	168 - 6.7
UH Totals	22-3	25-4	458	53-145	.366	17-52	.327	45-67	.672	21-36	57 - 2.3	36-0	12	30	5	21	168 - 6.7
TU Totals	35-37	72-58	2,213	309-795	.389	84-269	.312	350-433	.808	61-227	288 - 4.0	162-7	176	202	13	51	1,052 - 14.6
Totals	57-40	97-62	2,674	362-940	.385	101-321	.315	395-500	.790	82-263	345 - 3.6	198-7	188	232	18	72	1,220 - 12.6

DUNN's 2022-23 GAME-BY-GAME (15-16 • 9-8 American at Temple)

Opponent	GS	Min	FG-A	3FG-A	FT-A	O-D-T	PF	A	TO	Blk	Stl	Pts
WAGNER	*	43	5-9	1-3	18-18	1-3-4	4	3	3	0	1	29
VILLANOVA	*	35	8-14	2-5	4-4	0-0-0	3	0	0	2	1	22
VANDERBILT	*	42	13-18	7-9	5-6	2-1-3	2	2	5	0	0	38
vs. Rutgers	*	28	1-6	1-3	4-4	2-5-7	5	1	8	0	0	7
vs. St. John's	*	36	3-12	1-6	4-5	0-6-6	2	2	6	0	0	11
vs. Richmond	*	14	0-4	0-2	1-2	0-1-1	2	0	1	0	0	1
DREXEL	*	35	3-9	0-1	3-3	0-1-1	2	3	2	0	0	9
at La Salle	*	37	6-13	0-3	5-7	1-5-6	3	6	1	0	0	17
VCU	*	37	6-10	0-2	5-6	1-3-4	4	3	5	1	1	17
SAINT JOSEPH's	*	39	2-8	2-4	0-1	0-3-3	0	6	3	0	2	6
at Penn	*	34	3-9	1-5	1-2	1-3-4	1	4	3	0	0	8
at Mississippi	*	28	5-13	0-2	6-7	0-4-4	4	2	3	0	0	16
MARYLAND/BSIENSHORE	*	14	3-5	1-2	3-3	0-1-1	1	2	1	1	0	10
* EAST CAROLINA	DNP											
* CINCINNATI	23	1-6	0-2	4-4	2-3-5	1	3	4	0	1	6	
* at South Florida	28	5-10	0-1	9-10	0-5-5	2	1	4	1	1	19	
* TULANE	27	6-14	2-7	2-5	0-4-4	0	3	0	0	0	16	
* at Tulsa	12	5-6	2-2	0-0	1-0-1	3	3	1	0	0	12	
* MEMPHIS	34	5-11	3-5	10-11	0-5-5	3	2	2	0	1	23	
* EAST CAROLINA	33	3-8	0-2	16-18	0-5-5	1	4	1	0	0	22	
* at Houston	30	3-12	3-8	7-8	0-4-4	1	3	1	0	0	16	
* SOUTH FLORIDA	36	4-11	2-7	5-6	1-6-7	1	2	5	0	1	15	
* at UCF	37	3-8	1-2	1-2	2-1-3	0	4	3	0	1	8	
* HOUSTON	33	3-9	3-7	0-1	0-2-2	2	4	5	0	2	9	
* at SMU	34	4-11	1-5	2-5	1-4-5	3	6	4	1	1	11	
* at Memphis	39	3-11	1-3	2-2	0-0-0	5	8	4	0	1	9	
* WICHITA STATE	37	3-13	3-5	5-6	0-1-1	2	4	3	0	0	14	
* TULSA	33	9-13	4-5	2-2	0-3-3	3	2	2	0	1	24	
* at Cincinnati	42	9-21	4-11	12-14	0-3-3	1	3	1	0	2	34	
* UCF	39	3-10	0-4	5-8	0-6-6	0	4	2	0	1	11	
* at Tulane	40	7-16	2-7	5-9	2-3-5	2	2	2	0	2	21	
vs. Cincinnati	32	4-16	1-8	3-4	2-5-7	2	1	3	0	1	12	

DUNN's 2020-21 GAME-BY-GAME (4-9 • 3-8 American at Temple)

Opponent	GS	Min	FG-A	3FG-A	FT-A	O-D-T	PF	A	TO	Blk	Stl	Pts
NJIT	*	37	4-12	0-1	10-13	3-4-7	1	5	4	0	0	18
* at Houston	*	28	0-4	0-1	7-8	1-4-5	5	1	6	0	1	7
* SMU	*	21	5-8	1-3	4-5	1-3-4	5	1	2	0	0	15
* MEMPHIS	Canceled											
* at SMU	*	35	4-17	0-2	9-11	1-2-3	4	5	2	0	0	17
* UCF	*	36	6-14	2-3	6-8	1-3-4	1	2	4	0	0	20
* at Tulane	*	32	7-16	1-3	5-8	1-6-7	3	2	3	0	0	20
* HOUSTON	*	28	1-10	0-2	3-5	0-4-4	1	1	3	0	1	5
* TULSA	*	18	3-9	0-0	4-8	0-2-2	5	1	2	0	0	10
* TULANE	*	32	4-10	1-5	6-8	2-2-4	2	4	3	0	1	15
* CINCINNATI	*	30	3-10	0-0	10-13	0-4-4	3	3	3	0	1	16
* at Wichita State	*	32	5-14	0-3	12-12	4-3-7	1	3	0	0	1	22
* EAST CAROLINA	Canceled											
* at Cincinnati	*	12	0-3	0-2	0-0	0-1-1	2	0	1	0	0	0
* at East Carolina	Canceled											
* at Tulsa	DNP											
* SOUTH FLORIDA	DNP											
* at Memphis	Canceled											
* at South Florida	DNP											
* at UCF	Canceled											
* WICHITA STATE	Canceled											
vs. South Florida	*	22	4-11	0-2	3-4	1-2-3	3	1	3	1	0	11

DUNN's 2021-22 GAME-BY-GAME (16-11 • 9-6 American at Temple)

Opponent	GS	Min	FG-A	3FG-A	FT-A	O-D-T	PF	A	TO	Blk	Stl	Pts
MARYLAND/BSIENSHORE	*	35	6-13	1-4	5-5	0-4-4	1	2	1	0	1	18
USC	*	25	2-9	0-0	4-4	0-5-5	3	3	0	0	1	8
vs. Clemson	*	30	4-12	1-3	4-4	1-6-7	1	0	0	0	0	13
vs. Boise State	*	20	2-8	0-1	2-2	2-1-3	1	1	1	0	2	6
vs. Elon	*	24	1-5	0-0	2-3	0-2-2	2	1	4	1	2	4
DELAWARE	*	34	5-17	1-4	2-3	0-5-5	0	3	1	0	0	13
LA SALLE	*	30	7-11	1-2	1-3	0-6-6	1	4	3	0	2	16
PENN	*	37	9-15	1-3	8-10	1-5-6	3	4	1	1	1	27
at Vanderbilt	*	29	5-12	3-5	5-5	2-5-7	4	1	7	0	1	18
at Saint Joseph's	*	36	4-11	1-3	3-3	1-6-7	2	0	2	0	3	12
* UCF	*	35	3-12	1-8	3-4	0-3-3	1	0	3	0	2	10
DREXEL	Canceled											
DELAWARE STATE	*	28	6-14	2-5	4-4	3-4-7	1	5	0	0	0	18
at Villanova	Canceled											
* HOUSTON	*	33	4-9	2-5	4-6	1-1-2	3	5	7	1	1	14
* at UCF	*	35	5-11	2-4	4-4	0-4-4	2	3	2	0	0	16
* EAST CAROLINA	*	33	10-16	3-6	10-12	1-2-3	4	0	2	0	0	33
* at Tulsa	*	33	4-14	0-2	9-10	0-2-2	4	2	4	0	3	17
* WICHITA STATE	Canceled											
* CINCINNATI	*	37	5-15	1-5	7-9	2-4-6	1	1	4	1	0	18
* at SMU	*	38	6-17	2-7	2-2	1-4-5	1	2	2	0	0	16
* at East Carolina	*	38	5-12	3-5	13-15	1-1-2	4	2	6	1	0	26
* TULSA	*	27	5-13	0-5	1-2	2-2-4	5	1	3	0	0	11
* at South Florida	*	33	4-14	1-4	2-2	0-3-3	4	4	3	0	0	11
* at Tulane	DNP											
* SMU	DNP											
* at Cincinnati	28	4-12	0-3	7-10	0-1-1	1	1	0	0	1	15	
* at Memphis	*	21	1-7	0-4	2-3	2-2-4	5	3	0	0	2	4
* TULANE	*	27	5-10	2-5	7-8	2-2-4	3	0	7	0	1	19
* at Houston	*	27	2-7	0-1	1-2	0-3-3	2	0	4	0	0	5
* SOUTH FLORIDA	*	29	8-13	2-6	9-10	2-7-9	1	5	2	1	1	27
vs. Tulane	*	19	3-8	1-3	0-0	0-0-0	1	1	4	0	1	7

DUNN's 2019-20 GAME-BY-GAME (0-1 • 0-1 American at Temple)

Opponent	GS	Min	FG-A	3FG-A	FT-A	O-D-T	PF	A	TO	Blk	Stl	Pts
* at Tulsa	18	0-4	0-1	1-2	3-1-4	0	0	2	0	0	1	

Missed the remainder of the season with a foot injury and received a medical redshirt



#20 RYAN ELVIN

Guard

6-1 • 170 • Senior-SQ

Round Rock, Texas (Cedar Ridge HS)

'23 UH graduate in Sports Administration

UH Graduate School – Management & Leadership in '23-24

ryanelvin12

CAREER HIGHS

Points

9, vs. Our Lady of the Lake (2/6/21)

Field Goals Made

3, vs. Our Lady of the Lake (2/6/21)

Field Goal Attempts

11, vs. Our Lady of the Lake (2/6/21)

3-Point Field Goals Made

3, vs. Our Lady of the Lake (2/6/21)

3-Point Field Goal Attempts

8, vs. Our Lady of the Lake (2/6/21)

Free Throws Made

2, vs. Texas Southern (11/16/22)

Free Throw Attempts

2, vs. rv/– Texas (2/17/24)

2, vs. Texas Southern (11/16/22)

Rebounds

2, vs. Our Lady of the Lake (2/6/21)

Offensive Rebounds

1, vs. SMU (1/5/22)

1, vs. Tulane (3/12/22)

Defensive Rebounds

2, vs. Our Lady of the Lake (2/6/21)

Assists

2, vs. Our Lady of the Lake (2/6/21)

Steals

1, vs. Tulane (2/22/23)

1, vs. North Florida (12/6/22)

1, vs. Norfolk State (11/29/22)

Blocked Shots

None

Minutes Played

23:30, vs. Our Lady of the Lake (2/6/21)

SENIOR (2023-24)

Made his season debut in season-opening win over ULM inside Fertitta Center... Finished with three points off a trey against the Warhawks (11/6).

2023-24 GAME-by-GAME STATISTICS (15-0 • 6-0 Big 12)

Date	Opponent	GS	Min	FG-A	3FG-FGA	FT-FTA	OR-DR	Tot	PF	A	TO	Blk	Stl	Pts
11/6/23	ULM		4:45	1-3	1-3	0-0	0-0	0	0	0	0	0	0	3
11/11/23	TEXAS A&M-CORPUS CHRISTI		2:47	0-1	0-1	0-0	0-1	1	0	0	1	0	0	0
11/13/23	STETSON		3:23	0-0	0-0	0-0	0-0	0	0	0	0	0	0	0
11/16/23	vs. Towson	DNP – Coach's Decision												
11/17/23	vs. Utah	DNP – Coach's Decision												
11/19/23	vs. Dayton		1:38	0-0	0-0	0-0	0-0	0	0	0	0	0	0	0
11/24/23	MONTANA		2:47	0-1	0-1	0-0	0-0	0	1	0	0	0	0	0
12/1/23	at Xavier	DNP – Coach's Decision												
12/6/23	RICE		2:38	1-1	0-0	0-0	0-0	0	0	0	0	0	0	2
12/9/23	JACKSON STATE		1:33	0-0	0-0	0-0	0-0	0	0	1	0	0	0	0
12/16/23	vs. rv/rv Texas A&M	DNP – Coach's Decision												
12/21/23	TEXAS STATE		2:52	0-0	0-0	0-0	0-0	0	0	0	0	0	0	0
12/30/23	PENN		2:44	0-1	0-1	0-0	0-0	0	0	0	0	0	0	0
1/6/24	* WEST VIRGINIA		2:34	0-2	0-0	0-0	0-1	1	0	1	0	0	0	0
1/9/24	* at rv/rv Iowa State	DNP – Coach's Decision												
1/13/24	* at rv/rv TCU	DNP – Coach's Decision												
1/17/24	* #25/25 TEXAS TECH		1:50	0-0	0-0	0-0	0-0	0	0	0	0	0	0	0
1/20/24	* UCF		2:41	0-0	0-0	0-0	0-0	0	0	0	0	0	0	0
1/23/24	* at #21/19 BYU	DNP – Coach's Decision												
1/27/24	* rv/rv KANSAS STATE		2:13	0-0	0-0	0-0	0-0	0	1	0	0	0	0	0
1/29/24	* at rv/rv Texas	DNP – Coach's Decision												
2/3/24	* at #8/9 Kansas	DNP – Coach's Decision												
2/6/24	* OKLAHOMA STATE		2:37	0-0	0-0	0-0	0-0	0	0	0	0	0	0	0
2/10/24	* at Cincinnati	DNP – Coach's Decision												
2/17/24	* rv/– TEXAS		1:34	0-1	0-1	1-2	0-0	0	0	0	0	0	0	1
2/19/24	* #10/10 IOWA STATE	---	---	---	---	---	---	---	---	---	---	---	---	---
2/24/24	* at Baylor	---	---	---	---	---	---	---	---	---	---	---	---	---
2/27/24	* CINCINNATI	---	---	---	---	---	---	---	---	---	---	---	---	---
3/2/24	* at Oklahoma	---	---	---	---	---	---	---	---	---	---	---	---	---
3/6/24	* at UCF	---	---	---	---	---	---	---	---	---	---	---	---	---
3/9/24	* KANSAS	---	---	---	---	---	---	---	---	---	---	---	---	---

CAREER STATISTICS

Year	W-L	GP-GS	MP	FG-FGA	Pct	3P-A	Pct	FT-FTA	Pct	Off-Def	Reb – Avg	PF-DQ	Ast	TO	Blk	Stl	Pts – Avg
2020-21	7-1	8-0	33	5-15	.333	5-12	.417	0-0	.000	0-3	3 – 0.4	2-0	2	1	0	0	15 – 1.9
2021-22	16-1	17-0	38	3-7	.429	2-6	.333	2-3	.667	1-0	1 – 0.1	4-0	1	0	0	0	10 – 0.6
2022-23	15-0	15-0	44	8-19	.421	5-12	.417	2-2	1.000	1-3	4 – 0.3	4-0	0	0	0	3	23 – 1.5
2023-24	15-0	15-0	39	2-10	.200	1-7	.143	1-2	.500	0-2	2 – 0.1	2-0	2	1	0	0	6 – 0.4
Totals	53-2	55-0	155	18-51	.353	13-37	.351	5-7	.714	2-8	10 – 0.2	12-0	5	2	0	3	54 – 1.0



#5 Ja'VIER FRANCIS

Center

6-8 • 235 • Junior-2L

New Orleans, La. (Montverde Academy [Fla.])

Health Promotions

@lahjay11 X theJayfrancis10

CAREER HIGHS

Points

23, vs. McNeese (12/21/22)

Field Goals Made

9, vs. McNeese (12/21/22)

Field Goal Attempts

10, vs. North Carolina A&T (12/13/22)

3-Point Field Goals Made

None

3-Point Field Goal Attempts

None

Free Throws Made

5, vs. McNeese (12/21/22)

Free Throw Attempts

10, vs. McNeese (12/21/22)

Rebounds

15, vs. North Carolina A&T (12/13/22)

Offensive Rebounds

7, vs. McNeese (12/21/22)

7, vs. North Carolina A&T (12/13/22)

Defensive Rebounds

8, vs. North Carolina A&T (12/13/22)

Assists

1, done 10 times; Most recently
at rv/rv Texas (1/29/24)

Steals

3, vs. South Florida (1/11/23)

Blocked Shots

5, vs. Texas A&M-Corpus Christi (1/11/23)

Minutes Played

27:57, vs. North Carolina A&T (12/13/22)

JUNIOR (2023-24)

Made his season debut in starting lineup in season-opening win against ULM inside Fertitta Center... Finished with nine points on 3-of-3 shooting from the field and 3-of-4 from the free throw line with four rebounds and two steals against the Warhawks (11/6)... Scored 13 points on 5-of-7 shooting and grabbed four rebounds with a game-high five blocked shots against Texas A&M-Corpus Christi (11/11)... Recorded six points and led all players with seven rebounds, including three offensive boards, and added two steals in home win over Stetson (11/13)... Scored 10 points on 5-of-6 shooting and grabbed three rebounds with an assist in win

over Towson during Shriners Children's Charleston Classic First Round (11/16)... Led all players with nine rebounds, including five offensive boards, in win over Dayton during Shriners Children's Charleston Classic Title Game (11/19)... Grabbed seven rebounds and blocked three shots in win at Xavier (12/1)... Scored 10 points on 4-of-8 shooting and grabbed two offensive boards with a pair of steals in home win over Rice (12/6)... Finished with 13 points on 5-of-5 shooting from the field with five rebounds and two blocked shots in home win over Texas State (12/21)... Posted six points with a game-high nine rebounds, including five offensive boards, and blocked two shots with a steal in home win over Penn (12/30)... Finished with 13 points on 6-of-8 shooting and grabbed five rebounds with two blocks in Big 12-opening win over West Virginia (12/6)... Tied for team lead with two steals and grabbed six rebounds at Iowa State (1/9)... Blocked a game-high three shots and scored 10 points with six rebounds in home win over UCF (1/20)... Led all players with eight rebounds and added two steals in home win over rv/rv Kansas State (1/27)... Tied for team lead with eight rebounds in overtime win at rv/rv Texas (1/29)... Tied for team lead with six rebounds in home win over Oklahoma State (2/6)... Tied for team lead with four offensive rebounds in road win at Cincinnati (2/10).

2023-24 GAME-by-GAME STATISTICS (22-3 • 9-3 Big 12)

Date	Opponent	GS	Min	FG-A	3FG-FGA	FT-FTA	OR-DR	Tot	PF	A	TO	Blk	Stl	Pts
11/6/23	ULM	*	17:44	3-3	0-0	3-4	2-2	4	3	0	1	1	2	9
11/11/23	TEXAS A&M-CORPUS CHRISTI	*	20:14	5-7	0-0	3-4	1-3	4	1	0	0	5	2	13
11/13/23	STETSON	*	18:27	2-4	0-0	2-4	3-4	7	2	0	0	0	2	6
11/16/23	vs. Towson	*	23:29	5-6	0-0	0-0	1-2	3	3	1	1	0	0	10
11/17/23	vs. Utah	*	14:53	0-0	0-0	1-2	1-2	3	3	0	2	1	1	1
11/19/23	vs. Dayton	*	21:15	1-4	0-0	0-0	5-4	9	3	0	0	1	0	2
11/24/23	MONTANA	*	15:11	0-0	0-0	2-4	1-4	5	1	0	1	1	0	2
12/1/23	at Xavier	*	22:54	0-2	0-0	0-3	2-5	7	4	1	3	3	0	0
12/6/23	RICE	*	18:31	4-8	0-0	2-4	2-0	2	1	0	1	1	2	10
12/9/23	JACKSON STATE	*	13:51	1-1	0-0	2-2	1-4	5	2	0	1	0	0	4
12/16/23	vs. rv/rv Texas A&M	*	16:38	2-5	0-0	1-1	2-3	5	4	0	1	3	0	5
12/21/23	TEXAS STATE	*	22:08	5-5	0-0	3-7	2-3	5	2	0	0	2	1	13
12/30/23	PENN	*	19:44	3-8	0-0	0-0	5-4	9	2	0	2	2	1	6
1/6/24	* WEST VIRGINIA	*	17:14	6-8	0-0	1-1	2-3	5	2	0	1	2	0	13
1/9/24	* at rv/rv Iowa State	*	21:23	1-3	0-0	1-2	2-4	6	3	0	0	1	2	3
1/13/24	* at rv/rv TCU	*	21:06	1-1	0-0	0-0	3-3	6	2	0	0	2	0	2
1/17/24	* #25/25 TEXAS TECH	*	24:52	3-7	0-0	0-0	2-4	6	1	0	0	2	1	6
1/20/24	* UCF	*	22:37	4-4	0-0	2-2	3-3	6	2	0	0	3	0	10
1/23/24	* at #21/19 BYU	*	26:53	3-4	0-0	0-0	1-3	4	0	0	1	1	0	6
1/27/24	* rv/rv KANSAS STATE	*	19:47	0-0	0-0	2-4	3-5	8	2	1	0	1	2	2
1/29/24	* at rv/rv Texas	*	25:38	1-2	0-0	2-2	2-6	8	5	1	0	1	0	4
2/3/24	* at #8/9 Kansas	*	3:55	1-1	0-0	0-0	0-0	0	1	0	0	0	0	2
2/6/24	* OKLAHOMA STATE	*	21:06	4-6	0-0	0-0	2-4	6	4	0	0	0	2	8
2/10/24	* at Cincinnati	*	18:05	2-3	0-0	1-2	4-2	6	4	0	0	1	0	5
2/17/24	* rv/- TEXAS	*	24:55	3-6	0-0	1-2	4-2	6	3	0	2	2	1	7
2/19/24	* #10/10 IOWA STATE	---	---	---	---	---	---	---	---	---	---	---	---	---
2/24/24	* at Baylor	---	---	---	---	---	---	---	---	---	---	---	---	---
2/27/24	* CINCINNATI	---	---	---	---	---	---	---	---	---	---	---	---	---
3/2/24	* at Oklahoma	---	---	---	---	---	---	---	---	---	---	---	---	---
3/6/24	* at UCF	---	---	---	---	---	---	---	---	---	---	---	---	---
3/9/24	* KANSAS	---	---	---	---	---	---	---	---	---	---	---	---	---

CAREER STATISTICS

Year	W-L	GP-GS	MP	FG-FGA	Pct	3P-A	Pct	FT-FTA	Pct	Off-Def	Reb - Avg	PF-DQ	Ast	TO	Blk	Stl	Pts - Avg
2021-22	17-1	18-0	73	9-14	.643	0-0	.000	3-9	.333	5-11	16 - 0.9	5-0	0	6	11	1	21 - 1.2
2022-23	32-3	35-1	362	62-87	.713	0-0	.000	26-44	.591	50-72	122 - 3.5	56-0	6	10	39	12	150 - 4.3
2023-24	22-3	25-25	492	60-98	.612	0-0	.000	29-50	.580	56-79	135 - 5.4	60-1	4	17	36	19	149 - 6.0
Totals	71-7	78-26	927	131-199	.658	0-0	.000	58-103	.563	111-162	273 - 3.5	121-1	10	33	86	32	320 - 4.1

FRANCIS' 2022-23 GAME-BY-GAME (32-3 • 17-1 American)

Opponent	Date	GS	Min	FG-A	3FG-A	FT-A	Off-Def	Tot	PF	A	TO	Blk	Stl	Pts
NORTHERN COLORADO	11/7/22		15:28	1-4	0-0	0-0	1-2	3	4	0	0	3	0	2
vs. Saint Joseph's	11/11/22		5:42	0-0	0-0	0-0	0-0	0	1	0	0	3	0	0
ORAL ROBERTS	11/14/22		16:32	5-7	0-0	1-4	4-7	11	4	0	0	2	2	11
TEXAS SOUTHERN	11/16/22		15:06	3-5	0-0	1-2	3-3	6	1	0	1	2	0	7
at rv/rv Oregon	11/20/22		7:17	0-1	0-0	0-0	0-0	0	1	0	0	0	0	0
KENT STATE	11/26/22		7:52	1-1	0-0	1-2	3-1	4	1	0	2	0	0	3
NORFOLK STATE	11/29/22		16:30	5-5	0-0	1-2	4-4	8	0	0	1	3	2	11
vs. -/rv Saint Mary's (Calif.)	12/3/22		2:16	0-0	0-0	0-0	0-0	0	1	0	0	1	0	0
NORTH FLORIDA	12/6/22		19:08	7-9	0-0	0-0	2-2	4	2	0	2	4	1	14
#8/10 ALABAMA	12/10/22		1:51	1-2	0-0	0-0	0-0	0	2	0	0	0	0	2
NORTH CAROLINA A&T	12/13/22		27:57	7-10	0-0	3-4	7-8	15	2	0	0	3	0	17
at #2/2 Virginia	12/17/22		3:38	1-1	0-0	1-1	0-0	0	1	0	0	0	0	3
MCNEESE	12/21/22		25:25	9-9	0-0	5-10	7-6	13	1	0	0	1	1	23
* at Tulsa	12/28/22		14:04	1-1	0-0	2-2	1-3	4	2	1	1	4	0	4
* UCF	12/31/22		19:38	3-5	0-0	3-4	2-5	7	4	1	1	1	2	9
* SMU	1/5/23		20:48	4-4	0-0	0-0	4-3	7	2	0	1	2	0	8
* at Cincinnati	1/8/23		10:33	1-2	0-0	0-0	0-1	1	4	1	0	2	0	2
* SOUTH FLORIDA	1/11/23	*	21:26	2-4	0-0	2-2	2-4	6	3	0	0	3	3	6
* at Tulane	1/17/23		9:08	2-2	0-0	0-1	0-3	3	0	0	0	0	0	4
* TEMPLE	1/22/23		6:07	1-1	0-0	0-0	0-2	2	0	0	0	0	0	2
* at UCF	1/25/23		8:52	0-1	0-0	0-0	2-1	3	1	0	0	1	0	0
* CINCINNATI	1/28/23		6:04	1-1	0-0	0-0	0-1	1	0	0	0	0	0	2
* at Wichita State	2/2/23		7:48	0-0	0-0	0-0	0-1	1	2	0	0	0	0	0
* at Temple	2/5/23		5:38	0-2	0-0	0-0	2-1	3	0	0	0	2	1	0
* TULSA	2/8/23		14:46	3-5	0-0	0-0	3-3	6	1	0	1	0	0	6
* at SMU	2/16/23		6:43	1-1	0-0	1-2	0-1	1	2	0	0	0	0	3
* MEMPHIS	2/19/23		3:37	1-1	0-0	2-3	0-0	0	0	0	0	1	0	4
* TULANE	2/22/23		5:25	0-0	0-0	0-0	0-3	3	1	1	0	0	0	0
* at East Carolina	2/25/23		12:18	1-2	0-0	1-2	2-4	6	3	1	0	0	0	3
* WICHITA STATE	3/2/23		5:42	0-0	0-0	2-2	1-0	1	2	1	0	0	0	2
* at Memphis	3/5/23		1:36	0-0	0-0	0-0	0-0	0	2	0	0	1	0	0
vs. (9) East Carolina	3/10/23		5:36	0-0	0-0	0-0	0-0	0	3	0	0	0	0	0
vs. (4) Cincinnati	3/11/23		8:32	1-1	0-0	0-1	0-3	3	1	0	0	0	0	2
vs. (2) Memphis	3/12/23		DNP – Coach's Decision											
vs. (16) Northern Kentucky	3/16/23		DNP – Coach's Decision											
vs. (9) Auburn	3/18/23		1:10	0-0	0-0	0-0	0-0	2	0	0	0	0	0	0
vs. #16/15 (5) Miami (Fla.)	3/24/23		1:30	0-0	0-0	0-0	0-0	0	1	0	0	0	0	0

FRANCIS' 2021-22 GAME-BY-GAME (17-1 • 7-1 American)

Opponent	Date	GS	Min	FG-A	3FG-A	FT-A	Off-Def	Tot	PF	A	TO	Blk	Stl	Pts
HOFSTRA	11/9/21		DNP – Coach's Decision											
RICE	11/12/21		10:03	0-1	0-0	0-1	1-2	3	0	0	1	1	0	0
rv/#25 VIRGINIA	11/16/21		1:24	0-0	0-0	0-0	0-0	0	0	0	0	0	0	0
vs. Butler	11/22/21		3:20	0-1	0-0	0-0	0-0	0	0	0	0	0	0	0
vs. Wisconsin	11/23/21		DNP – Coach's Decision											
vs. rv/#23 Oregon	11/24/21		5:44	2-2	0-0	0-0	0-1	1	0	0	0	1	0	4
NORTHWESTERN STATE	11/30/21		10:03	1-1	0-0	0-0	1-3	4	1	0	1	1	0	2
BRYANT	12/3/21		DNP – Injury											
ALCORN STATE	12/6/21		5:10	1-1	0-0	0-0	1-0	1	0	0	0	1	0	2
at #9/9 Alabama	12/11/21		DNP – Coach's Decision											
LOUISIANA	12/14/21		DNP – Coach's Decision											
vs. Oklahoma State	12/18/21		DNP – Coach's Decision											
TEXAS STATE	12/22/21		5:58	2-3	0-0	0-1	0-0	0	0	0	1	1	1	4
* CINCINNATI	12/28/21		Postponed											
* at Temple	1/2/22		DNP – Coach's Decision											
* at South Florida	1/5/22		00:52	0-0	0-0	0-0	0-0	0	0	0	0	0	0	0
* WICHITA STATE	1/8/22		DNP – Coach's Decision											
* at Tulsa	1/15/22		DNP – Coach's Decision											
* SOUTH FLORIDA	1/18/22		3:04	1-1	0-0	0-0	0-1	1	0	0	1	1	0	2
* EAST CAROLINA	1/22/22		10:31	0-1	0-0	2-5	2-0	2	2	0	1	4	0	2
* at UCF	1/29/22		DNP – Coach's Decision											
* TULANE	2/2/22		DNP – Coach's Decision											
* at Cincinnati	2/6/22		2:11	0-0	0-0	0-0	0-1	1	0	0	0	0	0	0
* at SMU	2/9/22		DNP – Coach's Decision											
* MEMPHIS	2/12/22		DNP – Coach's Decision											
* UCF	2/17/22		DNP – Coach's Decision											
* at Wichita State	2/20/22		DNP – Coach's Decision											
* at Tulane	2/23/22		1:02	2-2	0-0	0-0	0-1	1	0	0	0	0	0	4
* rv/rv SMU	2/27/22		1:40	0-0	0-0	0-0	0-0	0	1	0	1	0	0	0
* CINCINNATI	3/1/22		DNP – Coach's Decision											
* TEMPLE	3/3/22		1:53	0-0	0-0	0-0	0-0	0	1	0	0	1	0	0
* at Memphis	3/6/22		4:20	0-1	0-0	0-0	0-1	1	0	0	0	0	0	0
vs. Cincinnati	3/11/22		0:40	0-0	0-0	0-0	0-1	1	0	0	0	0	0	0
vs. Tulane	3/12/22		4:34	0-0	0-0	1-2	0-0	0	0	0	0	0	0	1
vs. Memphis	3/13/22		DNP – Coach's Decision											
vs. UAB	3/18/22		0:41	0-0	0-0	0-0	0-0	0	0	0	0	0	0	0
vs. #19/16 Illinois	3/20/22		DNP – Coach's Decision											
vs. #2/2 Arizona	3/24/22		DNP – Coach's Decision											
vs. #6/5 Villanova	3/26/22		DNP – Coach's Decision											



#15 KORDELIUS JEFFERSON

Guard

6-1 • 190 • Freshman-HS

Arlington, Texas (James Martin HS)

Undeclared Major

korrdel

CAREER HIGHS

Points

None

Field Goals Made

None

Field Goal Attempts

None

3-Point Field Goals Made

None

3-Point Field Goal Attempts

None

Free Throws Made

None

Free Throw Attempts

None

Rebounds

None

Offensive Rebounds

None

Defensive Rebounds

None

Assists

None

Steals

None

Blocked Shots

None

Minutes Played

None

FRESHMAN (2023-24)

Has not competed and is expected to sit out as a redshirt this season...
Had surgery on both wrists during the summer.

2023-24 GAME-BY-GAME STATISTICS (0-0 • 0-0 Big 12)

Date	Opponent	GS	Min	FG-A	3FG-FGA	FT-FTA	OR-DR	Tot	PF	A	TO	Blk	Stl	Pts
11/6/23	ULM	DNP – Coach's Decision												
11/11/23	TEXAS A&M-CORPUS CHRISTI	DNP – Coach's Decision												
11/13/23	STETSON	DNP – Coach's Decision												
11/16/23	vs. Towson	DNP – Coach's Decision												
11/17/23	vs. Utah	DNP – Coach's Decision												
11/19/23	vs. Dayton	DNP – Coach's Decision												
11/24/23	MONTANA	DNP – Coach's Decision												
12/1/23	at Xavier	DNP – Coach's Decision												
12/6/23	RICE	DNP – Coach's Decision												
12/9/23	JACKSON STATE	DNP – Coach's Decision												
12/16/23	vs. rv/rv Texas A&M	DNP – Coach's Decision												
12/21/23	TEXAS STATE	DNP – Coach's Decision												
12/30/23	PENN	DNP – Coach's Decision												
1/6/24	* WEST VIRGINIA	DNP – Coach's Decision												
1/9/24	* at rv/rv Iowa State	DNP – Coach's Decision												
1/13/24	* at rv/rv TCU	DNP – Coach's Decision												
1/17/24	* #25/25 TEXAS TECH	DNP – Coach's Decision												
1/20/24	* UCF	DNP – Coach's Decision												
1/23/24	* at #21/19 BYU	DNP – Coach's Decision												
1/27/24	* rv/rv KANSAS STATE	DNP – Coach's Decision												
1/29/24	* at rv/rv Texas	DNP – Coach's Decision												
2/3/24	* at #8/9 Kansas	DNP – Coach's Decision												
2/6/24	* OKLAHOMA STATE	DNP – Coach's Decision												
2/10/24	* at Cincinnati	DNP – Coach's Decision												
2/17/24	* rv/– TEXAS	DNP – Coach's Decision												
2/19/24	* #10/10 IOWA STATE	--	--	--	--	--	--	--	--	--	--	--	--	--
2/24/24	* at Baylor	--	--	--	--	--	--	--	--	--	--	--	--	--
2/27/24	* CINCINNATI	--	--	--	--	--	--	--	--	--	--	--	--	--
3/2/24	* at Oklahoma	--	--	--	--	--	--	--	--	--	--	--	--	--
3/6/24	* at UCF	--	--	--	--	--	--	--	--	--	--	--	--	--
3/9/24	* KANSAS	--	--	--	--	--	--	--	--	--	--	--	--	--

CAREER STATISTICS

Year	W-L	GP-GS	MP	FG-FGA	Pct	3P-A	Pct	FT-FTA	Pct	Off-Def	Reb – Avg	PF-DQ	Ast	TO	Blk	Stl	Pts – Avg
2023-24	0-0																
Totals	0-0	0-0	0	0-0	.000	0-0	.000	0-0	.000	0-0	0–0.0	0-0	0	0	0	0	0–0.0



#2 CEDRIC LATH

Center

6-9 • 265 • r-Freshman-RS (RS' 22-23)

Abidjan, Ivory Coast (Balboa School [San Diego])

Undeclared Major

ced_lath X AguyCedric

offensive rebound in home win over Penn (12/30)... Snared an offensive rebound and put the layup back in in home win over #25/25 Texas Tech (1/17).

CAREER HIGHS

Points

2, vs. #25/25 Texas Tech (1/17/24)

Field Goals Made

1, vs. #25/25 Texas Tech (1/17/24)

Field Goal Attempts

1, done four times; Most recently vs. #25/25 Texas Tech (1/17/24)

3-Point Field Goals Made

None

3-Point Field Goal Attempts

None

Free Throws Made

1, vs. Penn (12/30/23)

Free Throw Attempts

2, vs. Penn (12/30/23)

Rebounds

2, vs. Rice (12/6/23)

Offensive Rebounds

2, vs. Rice (12/6/23)

Defensive Rebounds

None

Assists

None

Steals

None

Blocked Shots

1, vs. Texas State (12/21/23)

Minutes Played

4:43, vs. Rice (12/6/23)

REDSHIRT FRESHMAN (2023-24)

Made his Houston debut in season-opening win over ULM inside Fertitta Center (11/6)... Grabbed offensive rebound in home win over Texas A&M-Corpus Christi (11/11)... Snared offensive board in home win over Montana (11/24)... Posted two offensive boards in home win over Rice (12/6)... Blocked a shot in home win over Texas State (12/21)... Grabbed

2023-24 GAME-BY-GAME STATISTICS (16-0 • 6-0 Big 12)

Date	Opponent	GS	Min	FG-A	3FG-FGA	FT-FTA	OR-DR	Tot	PF	A	TO	Blk	Stl	Pts
11/6/23	ULM		2:58	0-0	0-0	0-0	0-0	0	1	0	0	0	0	0
11/11/23	TEXAS A&M-CORPUS CHRISTI		2:47	0-1	0-0	0-0	1-0	1	0	0	1	0	0	0
11/13/23	STETSON		2:19	0-0	0-0	0-0	0-0	0	0	0	0	0	0	0
11/16/23	vs. Towson		1:37	0-0	0-0	0-0	0-0	0	0	0	0	0	0	0
11/17/23	vs. Utah	DNP – Coach's Decision												
11/19/23	vs. Dayton		1:38	0-0	0-0	0-0	0-0	0	0	0	0	0	0	0
11/24/23	MONTANA		2:47	0-0	0-0	0-0	1-0	1	0	0	0	0	0	0
12/1/23	at Xavier	DNP – Coach's Decision												
12/6/23	RICE		4:43	0-1	0-0	0-0	2-0	2	4	0	1	0	0	0
12/9/23	JACKSON STATE		3:08	0-1	0-0	0-0	0-0	0	1	0	0	0	0	0
12/16/23	vs. rv/rv Texas A&M	DNP – Coach's Decision												
12/21/23	TEXAS STATE		2:52	0-0	0-0	0-0	0-0	0	0	0	0	1	0	0
12/30/23	PENN		3:52	0-0	0-0	1-2	1-0	1	0	0	0	0	0	1
1/6/24	* WEST VIRGINIA		2:34	0-0	0-0	0-0	0-0	0	1	0	0	0	0	0
1/9/24	* at rv/rv Iowa State	DNP – Coach's Decision												
1/13/24	* at rv/rv TCU	DNP – Coach's Decision												
1/17/24	* #25/25 TEXAS TECH		1:16	1-1	0-0	0-0	1-0	1	0	0	0	0	0	0
1/20/24	* UCF		2:41	0-0	0-0	0-0	0-0	0	1	0	0	0	0	0
1/23/24	* at #21/19 BYU	DNP – Coach's Decision												
1/27/24	* rv/rv KANSAS STATE		2:28	0-0	0-0	0-0	0-0	0	1	0	0	0	0	0
1/29/24	* at rv/rv Texas	DNP – Coach's Decision												
2/3/24	* at #8/9 Kansas	DNP – Coach's Decision												
2/6/24	* OKLAHOMA STATE		4:21	0-0	0-0	0-0	1-0	1	1	0	1	0	0	0
2/10/24	* at Cincinnati	DNP – Coach's Decision												
2/17/24	* rv/- TEXAS		1:34	0-0	0-0	0-0	0-0	0	0	0	0	0	0	0
2/19/24	* #10/10 IOWA STATE	--	--	--	--	--	--	--	--	--	--	--	--	--
2/24/24	* at Baylor	--	--	--	--	--	--	--	--	--	--	--	--	--
2/27/24	* CINCINNATI	--	--	--	--	--	--	--	--	--	--	--	--	--
3/2/24	* at Oklahoma	--	--	--	--	--	--	--	--	--	--	--	--	--
3/6/24	* at UCF	--	--	--	--	--	--	--	--	--	--	--	--	--
3/9/24	* KANSAS	--	--	--	--	--	--	--	--	--	--	--	--	--

CAREER STATISTICS

Year	W-L	GP-GS	MP	FG-FGA	Pct	3P-A	Pct	FT-FTA	Pct	Off-Def	Reb – Avg	PF-DQ	Ast	TO	Blk	Stl	Pts – Avg
2022-23	0-0																
2023-24	16-0	16-0	44	1-4	.250	0-0	.000	1-2	.500	7-0	7 – 0.4	11-0	0	3	1	0	3 – 0.2
Totals	16-0	16-0	44	1-4	.250	0-0	.000	1-2	.500	7-0	7 – 0.4	11-0	0	3	1	0	3 – 0.2



#12 JACOB McFARLAND

Center

6-10 • 195 • Freshman-HS

Moreno Valley, Calif. (Rancho Verde HS)

Undeclared Major

📷 X jacobmcfar1and

CAREER HIGHS

Points

None

Field Goals Made

None

Field Goal Attempts

None

3-Point Field Goals Made

None

3-Point Field Goal Attempts

None

Free Throws Made

None

Free Throw Attempts

None

Rebounds

None

Offensive Rebounds

None

Defensive Rebounds

None

Assists

None

Steals

None

Blocked Shots

None

Minutes Played

None

FRESHMAN (2023-24)

Has not competed and is expected to sit out as a redshirt this season.

2023-24 GAME-BY-GAME STATISTICS (0-0 • 0-0 Big 12)

Date	Opponent	GS	Min	FG-A	3FG-FGA	FT-FTA	OR-DR	Tot	PF	A	TO	Blk	Stl	Pts
11/6/23	ULM	DNP – Coach's Decision												
11/11/23	TEXAS A&M-CORPUS CHRISTI	DNP – Coach's Decision												
11/13/23	STETSON	DNP – Coach's Decision												
11/16/23	vs. Towson	DNP – Coach's Decision												
11/17/23	vs. Utah	DNP – Coach's Decision												
11/19/23	vs. Dayton	DNP – Coach's Decision												
11/24/23	MONTANA	DNP – Coach's Decision												
12/1/23	at Xavier	DNP – Coach's Decision												
12/6/23	RICE	DNP – Coach's Decision												
12/9/23	JACKSON STATE	DNP – Coach's Decision												
12/16/23	vs. rv/rv Texas A&M	DNP – Coach's Decision												
12/21/23	TEXAS STATE	DNP – Coach's Decision												
12/30/23	PENN	DNP – Coach's Decision												
1/6/24	* WEST VIRGINIA	DNP – Coach's Decision												
1/9/24	* at rv/rv Iowa State	DNP – Coach's Decision												
1/13/24	* at rv/rv TCU	DNP – Coach's Decision												
1/17/24	* #25/25 TEXAS TECH	DNP – Coach's Decision												
1/20/24	* UCF	DNP – Coach's Decision												
1/23/24	* at #21/19 BYU	DNP – Coach's Decision												
1/27/24	* rv/rv KANSAS STATE	DNP – Coach's Decision												
1/29/24	* at rv/rv Texas	DNP – Coach's Decision												
2/3/24	* at #8/9 Kansas	DNP – Coach's Decision												
2/6/24	* OKLAHOMA STATE	DNP – Coach's Decision												
2/10/24	* at Cincinnati	DNP – Coach's Decision												
2/17/24	* rv/- TEXAS	DNP – Coach's Decision												
2/19/24	* #10/10 IOWA STATE	--	--	--	--	--	--	--	--	--	--	--	--	--
2/24/24	* at Baylor	--	--	--	--	--	--	--	--	--	--	--	--	--
2/27/24	* CINCINNATI	--	--	--	--	--	--	--	--	--	--	--	--	--
3/2/24	* at Oklahoma	--	--	--	--	--	--	--	--	--	--	--	--	--
3/6/24	* at UCF	--	--	--	--	--	--	--	--	--	--	--	--	--
3/9/24	* KANSAS	--	--	--	--	--	--	--	--	--	--	--	--	--

CAREER STATISTICS

Year	W-L	GP-GS	MP	FG-FGA	Pct	3P-A	Pct	FT-FTA	Pct	Off-Def	Reb – Avg	PF-DQ	Ast	TO	Blk	Stl	Pts – Avg
2023-24	0-0																
Totals	0-0	0-0	0	0-0	.000	0-0	.000	0-0	.000	0-0	0-0.0	0-0	0	0	0	0	0-0.0



#13 J'WAN ROBERTS

Forward

6-7 • 230 • r-Senior-3L (RS '19-20)

St. Thomas, U.S. Virgin Islands
(Shoemaker HS [Killeen, Texas])

'23 UH graduate in Health

@jwann_13 X JwanRoberts13

CAREER HIGHS

Points

26, vs. Tulane (2/22/23)

Field Goals Made

10, at Cincinnati (2/10/24)
10, at rv/rv TCU (1/13/24)

Field Goal Attempts

18, at rv/rv TCU (1/13/24)

3-Point Field Goals Made

None

3-Point Field Goal Attempts

2, vs. Wisconsin (11/23/21)

Free Throws Made

8, vs. Tulane (2/22/23)
8, vs. Memphis (2/19/23)

Free Throw Attempts

10, vs. Texas A&M-Corpus Christi (11/11/23)

Rebounds

20, vs. Memphis (3/12/23)

Offensive Rebounds

10, vs. Memphis (3/12/23)

Defensive Rebounds

10, vs. Towson (11/16/23)
10, vs. Memphis (3/12/23)

Assists

7, vs. rv/rv Texas A&M (12/16/23)

Steals

3, done four times; Most recently
vs. Jackson State (12/9/23)

Blocked Shots

5, vs. Auburn (3/18/23)
5, vs. #8/10 Alabama (12/10/22)

Minutes Played

37:58, at #8/9 Kansas (2/3/24)

PRESEASON HONORS

• Karl Malone Award Preseason Watch List

SENIOR (2023-24)

Made his season debut in season-opening win over ULM inside Fertitta Center... Finished with six points, seven rebounds — including four offensive boards — and two steals against the Warhawks (11/6)... Led all players with 17 points on 6-of-10 shooting and nine rebounds, including four offensive, in win over Texas A&M-Corpus Christi (11/11)... Grabbed a game-high 11 rebounds in win over Towson during Shriners Children's Charleston Classic First Round (11/16)... Posted the team's first double-double of the season with 13 points and 12 rebounds in win over Utah in Shriners Children's Charleston Classic Semifinals... Connected on 5-of-6 from the field and 3-of-4 from the free throw line (11/17)... Finished with 10 points on 5-of-6 shooting and grabbed eight rebounds with three assists and two steals in win over Dayton during Shriners Children's Charleston Classic Title Game (11/19)... Posted 13 points

with six rebounds, including three offensive, in home win over.. Led all players with 12 rebounds, including five offensive boards, and scored nine points with two assists, two blocks and a steal in win at Xavier (12/1)... Flirted with a triple-double with 10 points, a team-high 11 rebounds and a career-high seven assists against rv/rv Texas A&M in The Halal Guys Showcase inside Toyota Center... Was his second double-double of the season (12/16)... Led Cougars with eight rebounds, including five offensive boards, and tied for team lead with three assists and two blocks at rv/rv Iowa State (1/9)... Led all players with 20 points, 13 rebounds and four blocked shots and tied for team-high honors with five assists at rv/rv TCU (1/13/24)... Totaled 12 points on 6-of-9 shooting and grabbed seven rebounds with two assists and two steals in home win over #25/25 Texas Tech (1/17)... Gave the Cougars the lead for good with a free throw with 61 seconds remaining in road win at #21/19 BYU... Finished with seven rebounds and three assists against the Cougars (1/23)... Posted 14 points on 5-of-8 shooting and grabbed six rebounds, including a game-high five offensive boards, in home win over rv/rv Kansas State (1/27)... Scored 14 points on 5-of-9 shooting and tied for team lead with eight rebounds in road win at rv/rv Texas (1/29)... Led all players with 13 rebounds, including seven offensive, and scored 11 points with two steals and an assist at #8/9 Kansas (2/3)... Led all players with 20 points on 10-of-15 shooting, and led Houston with eight rebounds in road win at Cincinnati (2/10).

2023-24 GAME-by-GAME STATISTICS (21-3 • 9-3 Big 12)

Date	Opponent	GS	Min	FG-A	3FG-FGA	FT-FTA	OR-DR	Tot	PF	A	TO	Blk	Stl	Pts
11/6/23	ULM	*	23:01	3-4	0-0	0-0	4-3	7	1	1	1	1	2	6
11/11/23	TEXAS A&M-CORPUS CHRISTI	*	22:28	6-10	0-0	5-10	4-5	9	1	4	1	0	0	17
11/13/23	STETSON	*	8:13	0-1	0-0	0-0	0-1	1	0	0	0	0	1	0
11/16/23	vs. Towson	*	21:48	2-3	0-0	1-3	1-10	11	1	1	2	1	0	5
11/17/23	vs. Utah	*	26:21	5-6	0-0	3-4	3-9	12	4	1	0	0	1	13
11/19/23	vs. Dayton	*	30:45	5-6	0-0	0-0	3-5	8	0	3	2	1	2	10
11/24/23	MONTANA	*	22:10	5-7	0-0	3-4	3-3	6	1	0	0	1	1	13
12/1/23	at Xavier	*	31:06	3-7	0-0	3-4	5-7	12	3	2	3	2	1	9
12/6/23	RICE	*	19:45	2-4	0-0	0-0	2-4	6	1	2	0	1	1	4
12/9/23	JACKSON STATE	*	18:00	1-2	0-0	1-2	1-0	1	3	0	2	1	3	3
12/16/23	vs. rv/rv Texas A&M	*	36:11	5-8	0-0	0-0	4-7	11	3	7	0	1	0	10
12/21/23	TEXAS STATE	*	8:04	0-2	0-0	0-0	0-1	1	1	1	1	1	2	0
12/30/23	PENN	DNP – Injury												
1/6/24	* WEST VIRGINIA	*	27:58	4-10	0-1	1-2	0-3	3	3	1	0	0	1	9
1/9/24	* at rv/rv Iowa State	*	36:06	3-7	0-0	0-0	5-3	8	1	3	2	2	1	6
1/13/24	* at rv/rv TCU	*	36:02	10-18	0-0	0-1	6-7	13	2	5	0	4	0	20
1/17/24	* #25/25 TEXAS TECH	*	29:16	6-9	0-0	0-0	3-4	7	2	2	1	0	2	12
1/20/24	* UCF	*	18:27	2-8	0-0	0-2	1-4	5	1	1	0	1	1	4
1/23/24	* at #21/19 BYU	*	33:24	2-3	0-0	1-2	2-5	7	1	3	2	0	1	5
1/27/24	* rv/rv KANSAS STATE	*	28:02	5-8	0-0	4-6	5-1	6	2	2	0	0	0	14
1/29/24	* at rv/rv Texas	*	37:35	5-9	0-0	4-7	3-5	8	2	2	2	2	1	14
2/3/24	* at #8/9 Kansas	*	37:58	5-11	0-0	1-3	7-6	13	2	1	0	0	2	11
2/6/24	* OKLAHOMA STATE	*	11:49	2-4	0-0	0-0	0-0	0	5	1	1	0	1	4
2/10/24	* at Cincinnati	*	36:44	10-15	0-0	0-1	4-4	8	2	0	2	1	0	20
2/17/24	* rv/rv TEXAS	*	28:19	4-10	0-0	1-3	4-3	7	1	4	1	1	1	9
2/19/24	* #10/10 IOWA STATE	---	---	---	---	---	---	---	---	---	---	---	---	---
2/24/24	* at Baylor	---	---	---	---	---	---	---	---	---	---	---	---	---
2/27/24	* CINCINNATI	---	---	---	---	---	---	---	---	---	---	---	---	---
3/2/24	* at Oklahoma	---	---	---	---	---	---	---	---	---	---	---	---	---
3/6/24	* at UCF	---	---	---	---	---	---	---	---	---	---	---	---	---
3/9/24	* KANSAS	---	---	---	---	---	---	---	---	---	---	---	---	---

CAREER STATISTICS

Year	W-L	GP-GS	MP	FG-FGA	Pct	3P-A	Pct	FT-FTA	Pct	Off-Def	Reb – Avg	PF-DQ	Ast	TO	Blk	Stl	Pts – Avg
2019-20										Redshirt							
2020-21	21-4	25-1	266	19-34	.559	0-0	.000	10-19	.526	36-59	95 – 3.8	20-0	8	9	14	10	48 – 1.9
2021-22	32-6	38-0	617	49-78	.628	0-4	.000	22-44	.500	78-109	187 – 4.9	52-0	20	22	14	24	120 – 3.2
2022-23	33-4	37-36	976	156-255	.612	0-1	.000	59-86	.686	111-174	285 – 7.7	79-2	44	39	49	26	371 – 10.0
2023-24	21-3	24-24	630	95-172	.552	0-1	.000	28-54	.519	70-100	170 – 7.1	43-1	47	23	21	25	218 – 9.1
Totals	107-17	124-61	2,487	319-539	.592	0-6	.000	119-203	.586	295-442	737 – 5.9	194-3	119	93	98	85	757 – 6.1

2 NCAA National Championship Game Appearances • 6 NCAA Final Four Appearances • 24 NCAA Tournaments • 19 Conference Championships • 2 NBA Draft No. 1 Overall Picks • 12 NBA Draft First-Round Selections

ROBERTS' 2022-23 GAME-BY-GAME (33-4 • 17-1 American)

Opponent	GS	Min	FG-A	3FG-A	FT-A	O-D-T	PF	A	TO	Blk	Stl	Pts
NORTHERN COLORADO	*	20:31	6-8	0-0	0-0	2-4-6	0	0	3	1	3	12
vs. Saint Joseph's	*	30:11	8-9	0-0	3-4	5-7-12	1	1	0	2	0	19
ORAL ROBERTS	*	11:12	2-3	0-0	0-0	2-0-2	3	0	1	0	1	4
TEXAS SOUTHERN	*	22:06	4-7	0-0	2-2	1-3-4	0	3	0	1	0	10
at rv/rv Oregon	*	33:53	1-1	0-0	0-0	2-3-5	2	1	2	1	0	2
KENT STATE	*	35:08	5-10	0-0	1-4	5-9-14	1	1	4	4	1	11
NORFOLK STATE	*	16:39	5-5	0-0	0-0	2-3-5	0	3	0	1	1	10
vs.-/v Saint Mary's (Calif)	*	35:11	7-11	0-0	1-2	2-6-8	2	1	1	2	1	15
NORTH FLORIDA	*	20:52	3-5	0-0	0-0	2-4-6	0	1	0	0	1	6
#8/10 ALABAMA	*	27:38	4-10	0-0	1-2	5-4-9	3	0	0	5	0	9
NORTH CAROLINA A&T	*	19:45	2-3	0-0	0-0	1-6-7	1	2	1	0	0	4
at #2/2 Virginia	*	21:51	5-7	0-0	0-0	1-5-6	3	1	1	0	0	10
McNEESE	*	22:47	2-3	0-0	0-0	2-6-8	1	0	1	0	1	4
* at Tulsa	*	26:03	7-7	0-0	1-2	5-4-9	1	1	0	0	2	15
* UCF	*	33:49	5-10	0-0	2-2	4-1-5	2	1	0	1	0	12
* SMU	*	20:53	3-5	0-0	5-6	1-7-8	4	2	2	0	2	11
* at Cincinnati	*	33:38	7-16	0-1	0-0	4-7-11	4	1	0	0	2	14
* SOUTH FLORIDA	*	17:38	0-1	0-0	3-4	1-2-3	4	0	1	0	0	3
* at Tulane	*	31:10	6-9	0-0	3-4	2-4-6	1	2	2	2	1	15
* TEMPLE	*	27:22	3-3	0-0	2-4	2-3-5	5	1	2	2	1	8
* at UCF	*	30:19	5-9	0-0	0-0	3-6-0	2	0	2	1	0	10
* CINCINNATI	*	22:42	7-9	0-0	0-0	2-4-6	3	0	0	1	0	14
* at Wichita State	*	16:56	4-5	0-0	2-3	1-5-6	4	1	0	1	0	10
* at Temple	*	21:04	5-7	0-0	2-3	0-3-3	4	1	1	4	0	12
* TULSA	*	23:41	2-4	0-0	2-3	4-6-10	0	1	0	0	0	6
* at SMU	*	25:41	4-4	0-0	0-0	3-7-10	4	0	2	1	1	8
* MEMPHIS	*	33:50	6-10	0-0	8-9	4-8-12	1	1	4	1	1	20
* TULANE	*	25:29	9-10	0-0	8-9	4-3-7	3	3	1	1	2	26
* at East Carolina	*	28:47	8-14	0-0	1-2	7-5-12	2	1	0	4	0	17
* WICHITA STATE	*	28:56	2-5	0-0	2-2	2-1-3	3	1	0	1	1	6
* at Memphis	*	29:07	0-0	0-0	1-2	3-3-6	2	1	1	2	0	1
vs. (9) East Carolina	*	29:21	0-5	0-0	0-0	3-9-12	1	2	1	3	2	0
vs. (4) Cincinnati	*	25:36	7-12	0-0	2-4	2-6-8	3	0	1	0	1	16
vs. (2) Memphis	*	37:11	5-11	0-0	2-6	10-10-20	2	3	0	1	1	12
vs. (16) Northern Kentucky	*	34:51	4-6	0-0	3-4	5-7-12	1	4	1	1	0	11
vs. (9) Auburn	*	31:19	2-8	0-0	2-3	4-3-7	5	2	2	5	0	6
vs. #16/15 (5) Miami (Fla.)	*	22:25	1-2	0-0	0-0	2-0-2	1	1	1	0	0	2

ROBERTS' 2020-21 GAME-BY-GAME (21-4 • 13-3 American)

Opponent	GS	Min	FG-A	3FG-A	FT-A	O-D-T	PF	A	TO	Blk	Stl	Pts
LAMAR		17:18	2-4	0-0	1-1	3-3-6	1	0	0	2	2	5
BOISE STATE		21:01	1-5	0-0	0-0	5-9-14	2	0	1	1	2	2
vs. #14/13 Texas Tech		2:36	0-0	0-0	0-0	0-0-0	0	0	0	0	0	0
SOUTH CAROLINA		13:52	2-3	0-0	3-4	1-3-4	3	0	0	2	0	7
SAM HOUSTON STATE		Canceled										
RICE		Canceled										
ALCORN STATE		12:29	1-1	0-0	0-0	2-2-4	0	1	0	0	0	2
* TEMPLE		14:50	1-3	0-0	1-2	4-3-7	1	1	0	3	1	3
* at rv/rv UCF		9:01	0-1	0-0	0-0	2-1-3	1	0	1	0	0	0
* at Tulsa		6:13	0-0	0-0	0-2	0-0-0	1	0	0	2	0	0
* at rv/rv SMU		2:29	0-0	0-0	0-0	0-0-0	0	0	0	0	0	0
* WICHITA STATE		9:07	0-0	0-0	0-0	1-2-3	0	0	0	1	0	0
* TULANE		19:19	0-0	0-0	1-2	1-7-8	0	0	2	0	0	1
* at USF		PPD										
* UCF		11:20	2-2	0-0	0-0	1-3-4	2	0	1	0	1	4
* -/rv TULSA		15:58	2-3	0-0	0-0	5-2-7	0	2	0	0	0	4
* at Temple		8:27	0-0	0-0	0-0	0-1-1	0	0	1	0	1	0
* at Tulane		14:34	0-0	0-0	2-2	0-7-7	1	2	0	0	0	2
* SMU		9:43	0-1	0-0	0-0	0-2-2	0	0	1	0	1	0
* at East Carolina		2:48	0-0	0-0	0-0	0-0-0	1	0	0	0	0	0
OUR LADY OF THE LAKE	*	29:18	5-7	0-0	0-2	5-6-11	3	1	0	1	2	10
* at South Florida		11:33	2-2	0-0	0-1	1-0-1	1	0	0	1	0	4
* MEMPHIS		Canceled										
* EAST CAROLINA		Canceled										
* at Wichita State		9:49	1-2	0-0	0-0	2-1-3	1	0	1	0	0	2
* CINCINNATI		10:43	0-0	0-0	2-3	2-4-6	0	0	1	0	0	2
rv/- WKU		1:43	0-0	0-0	0-0	0-0-0	0	0	0	1	0	0
* SOUTH FLORIDA		7:34	0-0	0-0	0-0	0-3-3	0	0	1	0	0	0
* MEMPHIS		DNP - Injury										
vs. Tulane		DNP - Injury										
vs. Memphis		DNP - Injury										
vs. Cincinnati		DNP - Injury										
vs. Cleveland State		2:05	0-0	0-0	0-0	1-0-1	0	0	0	0	0	0
vs. Rutgers		DNP - Coach's decision										
vs. Syracuse		DNP - Coach's decision										
vs. Oregon State		DNP - Coach's decision										
vs. #3/3 Baylor		1:46	0-0	0-0	0-0	0-0-0	0	0	0	0	0	0

ROBERTS' 2021-22 GAME-BY-GAME (32-6 • 15-3 American)

Opponent	GS	Min	FG-A	3FG-A	FT-A	O-D-T	PF	A	TO	Blk	Stl	Pts
HOFSTRA		23:47	4-4	0-0	0-0	6-9-15	2	1	1	1	0	8
RICE		23:52	0-1	0-1	3-4	4-5-9	2	0	0	0	3	3
rv/#25 VIRGINIA		20:34	1-1	0-0	0-0	3-4-7	1	1	0	0	0	2
vs. Butler		19:37	1-3	0-1	3-4	1-5-6	2	1	1	0	1	5
vs. Wisconsin		19:14	1-5	0-2	3-4	3-3-6	0	0	2	1	1	5
vs. rv/#23 Oregon		13:33	2-2	0-0	0-1	1-2-3	3	0	0	0	0	4
NORTHWESTERN STATE		13:59	1-2	0-0	0-0	4-2-6	1	0	0	0	2	2
BRYANT		23:07	3-4	0-0	0-0	3-9-12	0	3	0	1	2	6
ALCORN STATE		13:36	0-0	0-0	1-2	0-4-4	3	0	2	0	0	1
at #9/9 Alabama		21:43	4-4	0-0	1-6	9-4-13	2	1	0	0	0	9
LOUISIANA		12:19	0-0	0-0	0-0	1-3-4	0	0	0	0	0	0
vs. Oklahoma State		4:46	0-1	0-0	0-0	0-1-1	0	0	0	0	0	0
TEXAS STATE		21:01	0-0	0-0	2-2	3-2-5	1	2	0	0	2	2
* CINCINNATI	Postponed											
* at Temple		10:38	1-1	0-0	0-0	2-1-3	2	0	1	0	2	2
* at South Florida		18:18	0-0	0-0	0-0	2-2-4	4	0	0	0	0	0
* WICHITA STATE		14:09	0-1	0-0	2-2	0-2-2	2	1	0	1	0	2
* at Tulsa		18:16	1-2	0-0	1-2	1-1-2	1	1	2	0	0	3
* SOUTH FLORIDA		14:13	0-1	0-0	0-0	2-2-4	0	2	0	0	0	0
* EAST CAROLINA		19:59	1-3	0-0	0-0	2-1-3	0	1	1	0	0	2
* at UCF		13:04	0-1	0-0	0-0	0-2-2	1	0	1	0	0	0
* TULANE		4:09	0-0	0-0	0-0	0-1-1	0	0	0	0	0	0
* at Cincinnati		12:25	0-0	0-0	0-0	1-3-4	1	0	2	0	0	0
* at -/rv SMU		3:14	2-2	0-0	1-1	0-0-0	0	0	0	0	0	5
* MEMPHIS		4:51	0-1	0-0	0-0	0-0-0	1	0	0	0	0	0
* UCF		12:01	3-3	0-0	0-0	0-0-0	2	0	2	0	1	6
* at Wichita State		11:22	1-4	0-0	0-1	0-1-1	1	0	0	0	0	2
* rv/rv SMU		17:52	3-4	0-0	0-0	5-3-8	2	2	1	1	1	6
* CINCINNATI		13:17	0-1	0-0	0-0	1-4-5	2	0	0	0	0	0
* TEMPLE		21:22	1-3	0-0	0-2	1-2-3	3	0	0	1	0	2
* at Memphis		18:16	1-1	0-0	0-0	1-2-3	2	1	2	0	2	2
vs. Cincinnati		16:55	2-3	0-0	3-3	0-1-1	2	1	0	0	0	3
vs. Tulane		33:43	5-6	0-0	0-0	5-8-13	4	1	2	0	1	10
vs. Memphis		15:21	1-2	0-0	0-1	3-2-5	0	1	1	1	1	2
vs. UAB		14:19	3-3	0-0	0-2	1-1-2	1	0	0	1	1	6
vs. #19/16 Illinois		12:22	0-1	0-0	0-0	2-3-5	1	0	0	0	0	0
vs. #2/2 Arizona		14:19	1-1	0-0	2-2	0-2-2	0	0	0	0	0	4
vs. #6/5 Villanova		26:04	2-2	0-0	3-4	4-4-8	2	0	0	2	3	7

ROBERTS' 2019-20 GAME-BY-GAME (0-0 • 0-0 American)

Opponent	GS	Min	FG-A	3FG-A	FT-A	O-D-T	PF	A	TO	Blk	Stl	Pts
Sat out as a redshirt												



#21 EMANUEL SHARP

Guard

6-3 • 205 • r-Sophomore-1L (RS '21-22)

Tampa, Fla. (Bishop McLaughlin School)

Undeclared Major

emanuelsharp_

CAREER HIGHS

Points

25, vs. Jackson State (12/9/23)

Field Goals Made

7, vs. rv/rv Texas A&M (12/16/23)

Field Goal Attempts

17, vs. rv/rv Texas A&M (12/16/23)

3-Point Field Goals Made

6, vs. McNeese (12/21/22)

3-Point Field Goal Attempts

13, vs. rv/rv Texas A&M (12/16/23)

Free Throws Made

11, vs. Texas State (12/21/23)

Free Throw Attempts

11, vs. Texas State (12/21/23)

Rebounds

10, vs. SMU (1/5/23)

Offensive Rebounds

5, vs. rv/rv Texas A&M (12/16/23)

Defensive Rebounds

8, at rv/rv Texas (1/29/24)

8, vs. SMU (1/5/23)

Assists

4, at Xavier (12/1/23)

Steals

4, vs. rv/—Texas (2/17/24)

4, vs. Texas State (12/21/23)

Blocked Shots

1, vs. Stetson (11/13/23)

1, at SMU (2/16/23)

Minutes Played

40:39, at rv/rv Texas (1/29/24)

SOPHOMORE (2023-24)

Made his first career start in season opener against ULM... Posted the first 20-point game of his career with 20 points, thanks to four 3-pointers, against the Warhawks (11/6)... Finished with 11 points with two 3-pointers, two rebounds and two assists in home win over Texas A&M-Corpus Christi (11/11)... Posted 14 points with three 3-pointers and added three rebounds in win over Towson during Shriner Children's Charleston Classic First Round (11/16)... Led Houston with 15 points and grabbed six rebounds with three steals in win over Utah during Shriners Children's Charleston Classic (11/17)... Totaled 11 points with two 3-pointers and six rebounds, including three offensive, in home win over Montana (11/24)... Finished with 10 points and dished out four assists with three steals in win over Xavier (12/1)... Totaled 12 points on 4-of-8 shooting and grabbed four rebounds with three assists and a steal in home win over Rice (12/6)... Posted a career-high 25 points with five 3-pointers in home win over Jackson State... Also grabbed three rebounds with three steals against the Tigers (12/9)... Led Houston with 21 points and five 3-pointers in win over rv/rv Texas A&M at The Halal Guys Showcase inside Toyota Center... Also led Cougars with five offensive

rebounds... With Cougars clinging to 2-point lead late in shot clock, buried a 3-pointer from the right wing for a 5-point lead with 21 seconds remaining... Drained a pair of free throws for a 4-point lead with five seconds left against the Aggies (12/16)... Led all players with 17 points, thanks to 11-of-11 shooting from the free throw line, and grabbed three rebounds with game-high four steals in home win over Texas State (12/21)... Scored 12 points with four rebounds, including two offensive boards, and added a steal and assist in home win over Penn (12/30)... Led all players with seven rebounds and scored eight points with three steals in Big 12-opening win over West Virginia (1/6)... Led all players with 20 points and five 3-pointers at rv/rv Iowa State (1/9)... Topped all players with three steals at rv/rv TCU (1/13)... Pushed the Cougars' lead to three with 41 seconds remaining in road win at #21/19 BYU... Led Houston with nine rebounds, including four offensive boards, and added nine points with two steals against the Cougars (1/23)... Totaled nine points with six rebounds, two assists and three steals in home win over rv/rv Kansas State (1/27)... Posted 13 points with three 3-pointers, eight rebounds and two assists in road win at rv/rv Texas... Drained four free throws in the final 10 seconds to ice the victory against the Longhorns (1/29)... Drained three 3-pointers on the way to 11 points at #8/9 Kansas (2/3/24)... Finished with 16 points on 6-of-11 shooting with three 3-pointers in win over Oklahoma State (2/6)... Snared six rebounds in road win at Cincinnati (2/10)... Posted 15 points with three rebounds and four steals in home win over rv/—Texas (2/17).

2023-24 GAME-by-GAME STATISTICS (22-3 • 9-3 Big 12)

Date	Opponent	GS	Min	FG-A	3FG-FGA	FT-FTA	OR-DR	Tot	PF	A	TO	Blk	Stl	Pts
11/6/23	ULM	*	20:56	5-9	4-8	6-8	0-0	0	1	0	1	0	0	20
11/11/23	TEXAS A&M-CORPUS CHRISTI	*	21:51	3-8	2-5	3-3	2-1	3	3	2	1	0	0	11
11/13/23	STETSON	*	22:21	1-5	0-4	5-7	2-3	5	1	1	2	1	0	7
11/16/23	vs. Towson		18:12	4-7	3-5	3-3	0-3	3	2	0	1	0	0	14
11/17/23	vs. Utah		27:45	6-13	1-4	2-3	2-4	6	1	0	1	0	3	15
11/19/23	vs. Dayton		20:27	2-10	0-5	0-0	0-2	2	2	1	0	0	1	4
11/24/23	MONTANA		19:18	3-5	2-3	3-4	3-3	6	0	0	1	0	2	11
12/1/23	at Xavier	*	36:20	2-12	1-6	5-6	0-2	2	1	4	0	0	3	10
12/6/23	RICE	*	17:23	4-8	2-6	2-2	1-3	4	1	3	2	0	1	12
12/9/23	JACKSON STATE	*	22:04	6-13	5-9	8-10	1-2	3	2	1	1	0	3	25
12/16/23	vs. rv/rv Texas A&M	*	35:23	7-17	5-13	2-2	5-1	6	2	0	2	0	1	21
12/21/23	TEXAS STATE	*	27:04	2-10	2-9	11-11	1-2	3	2	1	1	0	4	17
12/30/23	PENN	*	27:57	5-10	2-5	0-0	2-2	4	3	1	1	0	1	12
1/6/24	* WEST VIRGINIA	*	20:52	3-4	1-2	1-1	2-5	7	3	0	2	0	3	8
1/9/24	* at rv/rv Iowa State	*	37:04	6-12	5-10	3-4	1-4	5	4	0	1	0	1	20
1/13/24	* at rv/rv TCU	*	28:54	2-7	1-4	3-4	0-0	0	4	1	1	0	3	8
1/17/24	* #25/25 TEXAS TECH	*	20:57	3-8	2-5	0-0	0-3	3	3	0	1	0	0	8
1/20/24	* UCF	*	19:33	0-7	0-3	2-2	0-1	1	5	0	0	0	0	2
1/23/24	* at #21/19 BYU	*	25:17	1-6	0-2	7-9	4-5	9	2	1	2	0	2	9
1/27/24	* rv/rv KANSAS STATE	*	30:57	3-15	2-8	1-2	2-4	6	1	2	1	0	3	9
1/29/24	* at rv/rv Texas	*	40:39	3-8	3-6	4-4	0-8	8	0	2	2	0	1	13
2/3/24	* at #8/9 Kansas	*	31:23	4-14	3-9	0-0	0-1	1	2	1	0	0	0	11
2/6/24	* OKLAHOMA STATE	*	29:00	6-11	3-5	1-2	1-3	4	4	1	2	0	0	16
2/10/24	* at Cincinnati	*	34:01	3-7	1-3	2-2	1-5	6	2	0	1	0	1	9
2/17/24	* rv/—TEXAS	*	26:29	5-11	1-5	4-4	0-3	3	4	1	0	0	4	15
2/19/24	* #10/10 IOWA STATE	---	---	---	---	---	---	---	---	---	---	---	---	---
2/24/24	* at Baylor	---	---	---	---	---	---	---	---	---	---	---	---	---
2/27/24	* CINCINNATI	---	---	---	---	---	---	---	---	---	---	---	---	---
3/2/24	* at Oklahoma	---	---	---	---	---	---	---	---	---	---	---	---	---
3/6/24	* at UCF	---	---	---	---	---	---	---	---	---	---	---	---	---
3/9/24	* KANSAS	---	---	---	---	---	---	---	---	---	---	---	---	---

CAREER STATISTICS

Year	W-L	GP-GS	MP	FG-FGA	Pct	3P-A	Pct	FT-FTA	Pct	Off-Def	Reb - Avg	PF-DQ	Ast	TO	Blk	Stl	Pts - Avg
2021-22	0-0									Redshirt							
2022-23	30-3	33-0	515	58-159	.365	43-124	.347	37-42	.881	20-54	74 - 2.2	72-1	16	26	2	10	196 - 5.9
2023-24	22-3	25-21	662	89-237	.376	51-144	.354	78-93	.839	30-70	100 - 4.0	55-1	23	27	1	37	307 - 12.3
Totals	52-6	58-21	1,177	147-396	.371	94-268	.351	115-135	.852	50-124	174 - 3.0	127-2	39	53	3	47	503 - 8.7

2 NCAA National Championship Game Appearances • 6 NCAA Final Four Appearances • 24 NCAA Tournaments • 19 Conference Championships • 2 NBA Draft No. 1 Overall Picks • 12 NBA Draft First-Round Selections

SHARP's 2022-23 GAME-BY-GAME (30-3 • 17-1 American)

Opponent	Date	GS	Min	FG-A	3FG-A	FT-A	Off-Def	Tot	PF	A	TO	Blk	Stl	Pts
NORTHERN COLORADO	11/7/22		7:41	4-7	3-5	0-0	2-0	2	3	1	0	0	1	11
vs. Saint Joseph's	11/11/22		3:14	0-1	0-1	0-0	0-1	1	0	0	1	0	0	0
ORAL ROBERTS	11/14/22		11:47	2-2	0-0	2-2	0-2	2	2	0	3	0	0	6
TEXAS SOUTHERN	11/16/22		6:33	0-1	0-1	0-0	0-0	0	1	1	0	0	0	0
at rv/rv Oregon	11/20/22													
KENT STATE	11/26/22													
DNP – Coach's Decision														
NORFOLK STATE	11/29/22		19:01	1-6	1-4	0-0	1-1	2	0	0	1	0	0	3
vs. –/rv Saint Mary's (Calif.)	12/3/22													
DNP – Coach's Decision														
NORTH FLORIDA	12/6/22		19:14	3-5	3-5	0-0	0-0	0	0	0	1	0	0	9
#8/10 ALABAMA	12/10/22													
DNP – Coach's Decision														
NORTH CAROLINA A&T	12/13/22		25:39	3-5	1-3	3-3	0-3	3	3	2	3	0	0	10
at #2/2 Virginia	12/17/22		9:26	0-2	0-2	0-0	0-1	1	1	0	1	0	0	0
MCNEESE	12/21/22		19:11	6-10	6-10	0-0	2-1	3	0	1	1	0	0	18
* at Tulsa	12/28/22		20:17	4-7	3-5	3-3	0-4	4	4	0	4	0	0	14
* UCF	12/31/22		8:25	0-2	0-1	0-0	0-2	2	0	0	0	0	0	0
* SMU	1/5/23		23:31	1-9	1-7	3-3	2-8	10	3	0	0	0	0	6
* at Cincinnati	1/8/23		4:07	0-1	0-1	0-0	0-0	0	0	0	0	0	0	0
* SOUTH FLORIDA	1/11/23		14:51	3-6	2-5	0-0	0-0	0	3	0	1	0	0	8
* at Tulane	1/17/23		13:15	1-2	1-2	3-3	0-1	1	3	1	2	0	2	6
* TEMPLE	1/22/23		11:56	1-2	1-2	0-0	1-0	1	2	0	1	0	0	3
* at UCF	1/25/23		23:38	5-7	4-6	4-4	0-3	3	3	0	0	1	0	18
* CINCINNATI	1/28/23		23:51	1-5	1-5	2-3	0-2	2	1	1	1	0	0	5
* at Wichita State	2/2/23		6:22	0-2	0-2	0-0	0-1	1	2	0	0	0	0	0
* at Temple	2/5/23		19:33	2-4	1-3	1-2	1-2	3	2	0	0	0	0	6
* at SMU	2/16/23		22:33	2-8	2-6	1-2	3-2	5	3	2	1	1	0	7
* MEMPHIS	2/19/23		15:49	1-7	0-4	0-0	0-0	0	3	1	0	0	2	2
* TULANE	2/22/23		17:18	1-8	1-6	2-2	3-2	5	2	2	1	0	1	5
* at East Carolina	2/25/23		17:29	0-2	0-1	0-0	1-1	2	3	1	1	0	1	0
* WICHITA STATE	3/2/23		10:15	1-3	1-3	4-4	1-1	2	3	1	1	0	0	7
* at Memphis	3/5/23		14:16	2-4	1-3	0-0	0-0	0	2	0	1	0	0	5
vs. (9) East Carolina	3/10/23		18:09	1-6	1-4	1-2	0-2	2	4	0	0	0	1	4
vs. (4) Cincinnati	3/11/23		22:42	1-5	0-2	0-0	0-3	3	4	0	0	0	0	2
vs. (2) Memphis	3/12/23		12:37	1-5	1-5	0-0	2-0	2	2	0	0	0	0	3
vs. (16) Northern Kentucky	3/16/23		22:43	3-4	2-3	2-2	0-1	1	3	1	0	0	0	10
vs. (9) Auburn	3/18/23		12:54	1-4	1-3	4-5	0-4	4	2	0	0	0	1	7
vs. #16/15 (5) Miami (Fla.)	3/24/23		17:30	3-8	2-6	0-0	0-2	2	3	0	0	0	0	8

SHARP's 2021-22 GAME-BY-GAME (0-0 • 0-0 American)

Opponent	Date	GS	Min	FG-A	3FG-A	FT-A	Off-Def	Tot	PF	A	TO	Blk	Stl	Pts
Joined program on Dec. 29, 2021 – Did not compete in any games as redshirt														



#1 JAMAL SHEAD

Guard

6-1 • 200 • Senior-3L

Manor, Texas (Manor HS)

Health

@j.uno1 X Thejshead

CAREER HIGHS

Points

29, vs. #25/25 Texas Tech (1/17/24)

Field Goals Made

12, vs. #25/25 Texas Tech (1/17/24)

Field Goal Attempts

25, at Cincinnati (2/10/24)

3-Point Field Goals Made

4, vs. Wichita State (3/2/23)

4, vs. Norfolk State (11/29/22)

3-Point Field Goal Attempts

9, at rv/rv Texas (1/9/24)

9, vs. Memphis (3/12/23)

Free Throws Made

9, vs. #2/2 Arizona (3/24/22)

Free Throw Attempts

10, vs. Memphis (3/12/23)

10, vs. #2/2 Arizona (3/24/22)

Rebounds

11, vs. rv/rv Texas (2/17/24)

Offensive Rebounds

3, done four times; Most recently at rv/rv Texas (1/29/24)

Defensive Rebounds

10, vs. rv/rv Texas (2/17/24)

Assists

13, vs. Temple (3/3/22)

Steals

8, vs. Our Lady of the Lake (2/6/21)

Blocked Shots

4, vs. West Virginia (1/6/24)

4, vs. Lamar (11/25/20)

Minutes Played

49:31, at Wichita State (2/20/22)

HONORS

- 2023 Shriners Children's Charleston Classic All-Tournament Team
- Oscar Robertson National Player of the Week (Jan. 23, 2024)
- Big 12 Player of the Week (Jan. 22, 2024)

PRESEASON HONORS

- Jersey Mike's Naismith Trophy Player of the Year Midseason Team
- Wooden Award Preseason Watch List
- Jersey Mike's Naismith Trophy Preseason Watch List
- Bob Cousy Award Preseason Watch List

SENIOR (2023-24)

Became fourth player in school history to record 600+ assists in his career... Currently ranks fourth in Houston history with 604 assists... Became only player in Houston history with 100+ wins, 1,100+ points, 600+ assists and 200+ steals in his career... Made his season debut in season-opening win against ULM... Finished with five points, eight assists, three rebounds and four steals in less than 18 minutes against the Warhawks (11/6)... Tied for game-high lead with four assists and grabbed six rebounds in home win over Texas A&M-Corpus Christi (11/11)... Led all players with eight assists and five steals in home win over Stetson (11/13)... Dished out a game-high eight assists with only one turnover and scored nine points with four rebounds in win over Towson during Shriners Children's Charleston Classic (11/16)... Scored 14 points with six rebounds, five assists and three steals in win over Utah during Shriners

Children's Charleston Classic (11/17)... Finished with 16 points and grabbed six rebounds with four assists and two steals in win over Dayton during Shriners Children's Charleston Classic Title Game (11/19)... Scored 13 points with three rebounds and game highs of seven assists and four steals with only one turnover in home win over Montana... Moved past the 500-assist milestone with dime to LJ Cryer at 3-pointer to end first half against the Grizzlies (11/24)... Overcame foul trouble to score 13 points with three rebounds, four assists and two steals in win at Xavier (12/1)... Led all players with eight assists and only one turnover and added two steals in home win over Rice (12/6)... Dished out a game-high six assists and added nine points with two rebounds and a steal in home win over Jackson State (12/9)... Led all players with eight assists and only two turnovers in win over rv/rv Texas A&M in The Halal Guys Showcase inside Toyota Center... Added 12 points with three rebounds, two blocked shots and a steal against the Aggies (12/16)... Totaled 14 points with four rebounds, four assists and three steals in home win over Penn (12/30)... Did a little of everything well with eight points, five rebounds, four blocked shots and a game-high 11 assists and only one turnover in Big 12-opening win over West Virginia (1/6)... Posted 14 points with three rebounds, three assists, two blocks and two steals at rv/rv Iowa State (1/9)... Totaled 11 points with five assists at rv/rv TCU (1/13)... Scored 29 points on 12-of-16 shooting with four rebounds, game-high 10 assists, two steals and only two turnovers in nearly 33 minutes against #25/25 Texas Tech... Finished with 10 points, seven rebounds, five assists and four steals in home win over UCF (1/20)... Honored as Big 12 Player of the Week for Jan. 22 and an Oscar Robertson National Player of the Week for Jan. 23... Scored 16 points and led Cougars with four assists in road win at #21/19 BYU (1/23)... Recorded 17 points with three assists and two steals in home win over rv/rv Kansas State (1/27)... Led all players with 25 points and grabbed eight rebounds with four assists in road win at rv/rv Texas (1/29)... Led all players with nine assists and no turnovers in more than 38 minutes at #8/9 Kansas (2/3)... Posted a game-high 23 points on 8-of-12 shooting and dished out four assists in win over Oklahoma State (2/6)... Scored 16 points with four rebounds, four assists and no turnovers in more than 38 minutes in road win at Cincinnati (2/10)... Flirted with a quadruple-double with 16 points, 11 rebounds, six assists and six steals in home win over rv/rv Texas (2/17).

2023-24 GAME-by-GAME STATISTICS (22-3 • 9-3 Big 12)

Date	Opponent	GS	Min	FG-A	3FG-FGA	FT-FTA	OR-DR	Tot	PF	A	TO	Blk	Stl	Pts
11/6/23	ULM	*	17:49	2-5	1-2	0-0	0-3	3	2	8	3	0	4	5
11/11/23	TEXAS A&M-CORPUS CHRISTI	*	19:22	1-3	0-1	0-0	0-6	6	3	4	2	0	1	2
11/13/23	STETSON	*	28:01	2-7	1-3	0-1	0-3	3	0	4	5	0	0	8
11/16/23	vs. Towson	*	24:10	4-6	0-1	1-1	2-2	4	2	8	1	0	2	9
11/17/23	vs. Utah	*	33:43	6-17	2-6	0-3	2-4	6	2	5	4	1	3	14
11/19/23	vs. Dayton	*	28:50	7-13	2-3	0-0	1-5	6	1	4	2	0	2	16
11/24/23	MONTANA	*	28:44	5-8	0-3	3-4	0-3	3	4	7	1	0	4	13
12/1/23	at Xavier	*	28:11	4-12	1-3	4-4	2-1	3	4	4	2	1	2	13
12/6/23	RICE	*	26:18	2-5	1-1	0-0	1-3	4	0	8	1	0	2	5
12/9/23	JACKSON STATE	*	23:52	4-11	1-5	0-0	2-0	2	2	6	2	0	1	9
12/16/23	vs. rv/rv Texas A&M	*	32:11	5-11	2-3	0-0	0-3	3	3	8	2	2	1	12
12/21/23	TEXAS STATE	*	27:30	5-10	1-2	0-0	0-4	4	1	2	2	2	2	11
12/30/23	PENN	*	26:38	6-8	2-3	0-0	1-3	4	0	4	1	0	3	14
1/6/24	* WEST VIRGINIA	*	30:26	4-9	0-1	0-0	2-3	5	0	11	1	4	1	8
1/9/24	* at rv/rv Iowa State	*	37:15	5-15	1-8	3-4	1-2	3	2	3	5	2	2	14
1/13/24	* at rv/rv TCU	*	25:38	5-9	1-3	0-0	1-0	1	4	5	1	0	1	11
1/17/24	* #25/25 TEXAS TECH	*	33:38	12-16	2-3	3-3	0-4	4	1	10	2	0	2	29
1/20/24	* UCF	*	32:58	3-11	1-4	3-4	1-6	7	1	5	2	1	4	10
1/23/24	* at #21/19 BYU	*	34:08	6-19	2-5	2-2	1-2	3	3	4	1	0	1	16
1/27/24	* rv/rv KANSAS STATE	*	28:27	6-12	2-4	3-4	0-0	0	1	3	1	0	2	17
1/29/24	* at rv/rv Texas	*	41:54	11-24	3-9	0-1	3-5	8	5	4	4	0	1	25
2/3/24	* at #8/9 Kansas	*	38:24	2-9	0-3	3-4	0-0	0	1	9	0	0	1	7
2/6/24	* OKLAHOMA STATE	*	29:08	8-12	2-3	5-5	0-0	0	3	4	1	0	3	23
2/10/24	* at Cincinnati	*	38:07	6-25	2-8	2-2	1-3	4	3	4	0	0	1	16
2/17/24	* rv/rv TEXAS	*	32:52	6-11	1-4	3-4	1-10	11	3	6	3	2	6	16
2/19/24	* #10/10 IOWA STATE	---	---	---	---	---	---	---	---	---	---	---	---	---
2/24/24	* at Baylor	---	---	---	---	---	---	---	---	---	---	---	---	---
2/27/24	* CINCINNATI	---	---	---	---	---	---	---	---	---	---	---	---	---
3/2/24	* at Oklahoma	---	---	---	---	---	---	---	---	---	---	---	---	---
3/6/24	* at UCF	---	---	---	---	---	---	---	---	---	---	---	---	---
3/9/24	* KANSAS	---	---	---	---	---	---	---	---	---	---	---	---	---

CAREER STATISTICS

Year	W-L	GP-GS	MP	FG-FGA	Pct	3P-A	Pct	FT-FTA	Pct	Off-Def	Reb - Avg	PF-DQ	Ast	TO	Blk	Stl	Pts - Avg
2020-21	23-3	26-2	257	35-77	.455	3-24	.125	12-16	.750	3-25	28 - 1.1	22-0	39	25	5	21	85 - 3.3
2021-22	32-6	38-32	1,176	140-346	.405	36-121	.298	65-81	.802	21-93	114 - 3.0	90-1	221	76	9	62	381 - 10.0
2022-23	33-4	37-37	1,205	146-352	.415	45-145	.310	52-71	.732	20-91	111 - 3.0	80-0	200	76	8	63	389 - 10.5
2023-24	22-3	25-25	748	127-288	.441	31-91	.341	35-46	.761	22-75	97 - 3.9	51-1	144	48	15	57	320 - 12.8
Totals	110-16	126-96	3,387	448-1,063	.421	115-381	.302	164-214	.766	66-284	350 - 2.8	243-2	604	225	37	203	1,175 - 9.3

2 NCAA National Championship Game Appearances • 6 NCAA Final Four Appearances • 24 NCAA Tournaments • 19 Conference Championships • 2 NBA Draft No. 1 Overall Picks • 12 NBA Draft First-Round Selections

SHEAD's 2022-23 GAME-BY-GAME (33-4 • 17-1 American)

Opponent	GS	Min	FG-A	3FG-A	FT-A	O-D-T	PF	A	TO	Blk	Stl	Pts
NORTHERN COLORADO	* 31:15	3-8	0-3	3-3	1-2-3	1	9	1	0	3	9	
vs. Saint Joseph's	* 34:33	2-10	0-5	0-0	0-1-1	1	8	1	0	3	4	
ORAL ROBERTS	* 27:56	1-4	0-2	0-0	1-3-4	1	3	2	0	0	2	
TEXAS SOUTHERN	* 26:05	3-4	2-3	0-1	0-2-2	3	6	2	0	1	8	
at rv/rv Oregon	* 35:15	5-12	2-4	1-2	0-2-2	3	4	0	0	4	13	
KENT STATE	* 33:26	2-9	0-2	2-3	1-4-5	2	2	4	0	3	6	
NORFOLK STATE	* 28:38	4-4	4-4	0-1	1-2-3	2	11	3	0	1	12	
vs. -/rv Saint Mary's (Calif)	* 38:29	2-12	2-3	0-0	1-3-4	2	3	2	0	3	6	
NORTH FLORIDA	* 25:19	0-3	0-3	0-0	1-3-4	1	10	0	1	4	0	
#8/10 ALABAMA	* 37:47	8-20	1-5	2-2	0-7-7	4	3	3	1	2	19	
NORTH CAROLINA A&T	* 23:19	1-3	1-2	0-0	0-1-1	1	4	2	1	2	3	
at #2/2 Virginia	* 34:47	5-9	1-4	0-0	0-3-3	3	4	2	0	0	11	
McNEESE	* 30:18	3-9	1-5	0-0	0-2-2	1	9	3	1	2	7	
* at Tulsa	* 26:38	4-6	1-3	0-0	0-3-3	1	2	0	0	0	9	
* UCF	* 38:29	3-12	1-6	4-4	1-3-4	2	4	3	0	2	11	
* SMU	* 25:26	0-4	0-1	2-3	3-0-3	3	3	3	0	1	2	
* at Cincinnati	* 34:23	2-8	1-2	0-0	0-2-2	1	3	2	0	0	5	
* SOUTH FLORIDA	* 37:12	8-14	3-6	1-2	2-4-6	4	3	3	0	1	20	
* at Tulane	* 35:20	6-10	2-3	0-1	1-2-3	2	7	3	0	1	14	
* TEMPLE	* 33:14	4-16	3-8	2-2	1-4-5	2	1	1	0	1	13	
* at UCF	* 36:38	5-9	2-5	2-5	3-3-6	0	10	1	0	1	14	
* CINCINNATI	* 30:01	5-9	0-2	3-4	0-2-2	4	5	1	0	0	13	
* at Wichita State	* 37:47	5-11	0-2	3-4	0-3-3	0	7	1	0	2	13	
* at Temple	* 26:36	4-6	2-3	2-2	0-1-1	4	7	1	0	3	12	
* TULSA	* 29:51	1-4	1-3	0-0	1-6-7	2	12	2	0	2	3	
* at SMU	* 34:59	6-11	1-4	0-0	0-1-1	2	8	1	0	2	13	
* MEMPHIS	* 36:13	5-8	0-2	0-0	0-3-3	4	2	2	0	1	10	
* TULANE	* 34:09	4-11	1-5	1-2	1-0-1	1	6	2	0	2	10	
* at East Carolina	* 23:47	2-4	0-1	0-0	1-2-3	4	3	3	0	3	4	
* WICHITA STATE	* 35:21	10-17	4-8	1-1	0-3-3	1	1	2	0	3	25	
* at Memphis	* 38:20	6-16	2-7	2-3	0-1-1	0	7	1	0	3	16	
vs. (9) East Carolina	* 32:02	3-10	1-3	5-5	0-1-1	1	4	4	1	2	12	
vs. (4) Cincinnati	* 31:46	7-11	2-4	0-0	0-4-4	3	9	2	1	1	16	
vs. (2) Memphis	* 38:49	3-14	2-9	8-10	0-0-0	3	4	3	0	2	16	
vs. (16) Northern Kentucky	* 36:30	6-15	1-4	0-0	0-3-3	3	6	6	1	1	13	
vs. (9) Auburn	* 34:08	2-8	0-4	6-7	0-2-2	4	5	1	1	1	10	
vs. #16/15 (5) Miami (Fla)	* 34:25	4-13	2-6	4-4	2-3-5	2	1	1	0	1	14	

SHEAD's 2020-21 GAME-BY-GAME (23-3 • 12-2 American)

Opponent	GS	Min	FG-A	3FG-A	FT-A	O-D-T	PF	A	TO	Blk	Stl	Pts
LAMAR	17:59	1-5	0-4	0-0	0-1-1	1	3	0	4	1	2	
BOISE STATE	DNP – Illness											
vs. #14/13 Texas Tech	1:44	0-0	0-0	0-0	0-0-0	0	0	0	0	1	0	
SOUTH CAROLINA	24:56	3-7	1-3	2-2	0-1-1	2	1	3	1	1	9	
SAM HOUSTON	Postponed											
RICE	Postponed											
ALCORN STATE	* 22:44	4-12	1-7	1-1	1-0-1	3	3	5	0	2	10	
* TEMPLE	11:54	0-1	0-0	0-0	0-1-1	1	1	1	0	0	0	
* at rv/rv UCF	4:56	0-0	0-0	1-2	0-0-0	0	1	0	0	0	1	
* at Tulsa	6:59	0-1	0-1	0-0	0-0-0	0	0	0	0	0	0	
* at rv/rv SMU	10:25	1-3	0-1	2-2	0-1-1	1	0	0	0	1	4	
* WICHITA STATE	2:11	0-0	0-0	0-0	0-0-0	0	0	0	0	0	0	
* TULANE	6:30	1-3	0-1	0-0	0-1-1	1	0	1	0	0	2	
* at South Florida	Postponed											
* UCF	5:54	2-3	0-0	0-0	0-0-0	1	2	0	0	1	4	
* -/rv TULSA	9:48	0-5	0-0	2-2	0-1-1	0	1	1	0	1	2	
* at Temple	2:27	1-2	0-1	0-0	0-0-0	0	0	1	0	0	2	
* at Tulane	18:22	4-6	0-0	0-0	0-1-1	2	4	3	0	0	8	
* SMU	2:31	1-1	0-0	2-2	0-0-0	0	0	0	0	1	4	
* at East Carolina	1:38	0-0	0-0	0-0	0-1-1	0	0	0	0	0	0	
OUR LADY OF THE LAKE	* 35:54	10-16	0-2	0-0	1-8-9	2	11	5	0	8	20	
* at South Florida	DNP – Coach's decision											
* MEMPHIS	Postponed											
* EAST CAROLINA	Postponed											
* at Wichita State	DNP – Coach's decision											
* CINCINNATI	10:57	2-3	0-0	0-0	0-1-1	1	0	0	0	1	4	
rv/- WKU	6:51	0-1	0-1	0-0	0-1-1	1	1	0	0	1	0	
* SOUTH FLORIDA	14:25	2-2	0-0	1-1	0-1-1	1	4	1	0	1	5	
* MEMPHIS	DNP – Coach's decision											
vs. Tulane	2:16	1-1	1-1	0-0	0-1-1	0	2	0	0	0	3	
vs. Memphis	3:25	0-0	0-0	0-0	0-0-0	0	0	0	0	0	0	
vs. Cincinnati	16:10	1-1	0-0	0-0	0-2-2	3	3	0	0	1	2	
vs. Cleveland State	11:59	0-2	0-2	0-2	0-2-2	1	1	3	0	0	0	
vs. Rutgers	2:47	0-0	0-0	0-0	0-0-0	0	0	0	0	0	0	
vs. Syracuse	DNP – Coach's decision											
vs. Oregon State	DNP – Coach's decision											
vs. #3/3 Baylor	1:46	1-2	0-0	1-2	1-1-2	0	0	0	0	0	3	

SHEAD's 2021-22 GAME-BY-GAME (32-6 • 15-3 American)

Opponent	GS	Min	FG-A	3FG-A	FT-A	O-D-T	PF	A	TO	Blk	Stl	Pts
HOFSTRA	26:56	2-5	1-3	3-4	0-1-1	2	3	3	0	1	8	
RICE	28:34	3-8	1-2	0-0	1-3-4	2	4	1	1	3	7	
rv/#25 VIRGINIA	22:30	2-3	1-2	0-0	0-1-1	5	3	1	0	2	5	
vs. Butler	22:56	4-8	0-3	0-0	0-2-2	2	3	1	1	3	8	
vs. Wisconsin	21:00	3-7	0-1	2-4	1-1-2	3	5	2	0	1	8	
vs. rv/#23 Oregon	* 29:24	2-5	0-0	0-0	0-2-2	1	6	2	1	0	4	
NORTHWESTERN STATE	* 32:10	4-6	2-3	2-2	0-3-3	4	9	2	0	4	12	
BRYANT	* 10:17	3-4	0-1	0-0	0-0-0	0	4	0	0	1	6	
ALCORN STATE	* 33:07	2-3	1-2	0-0	0-5-5	0	10	0	0	2	5	
at #9/9 Alabama	* 29:11	5-12	1-1	1-2	1-0-1	4	3	2	0	2	12	
LOUISIANA	* 38:28	4-11	1-3	7-7	1-4-5	3	5	2	0	1	16	
vs. Oklahoma State	* 27:44	5-11	2-4	6-8	1-0-1	4	8	3	0	2	18	
TEXAS STATE	* 34:33	5-11	2-5	0-0	0-4-4	2	10	2	0	2	12	
* CINCINNATI	Postponed											
* at Temple	* 40:00	5-17	0-6	4-4	0-2-2	1	6	4	0	1	14	
* at South Florida	28:18	4-9	0-3	5-6	0-1-1	4	4	1	1	0	13	
* WICHITA STATE	* 35:33	5-14	0-3	0-1	0-4-4	2	7	3	1	4	10	
* at Tulsa	* 4:37	0-1	0-0	0-0	0-0-0	0	0	0	0	0	0	
* SOUTH FLORIDA	* 20:22	0-4	0-1	0-0	0-3-3	2	5	2	1	1	0	
* EAST CAROLINA	* 31:35	2-5	0-0	3-3	1-2-3	2	5	1	1	4	7	
* at UCF	* 36:58	3-10	1-4	2-3	2-2-4	3	2	1	1	3	9	
* TULANE	* 17:12	3-6	1-2	0-1	3-3-6	4	3	1	0	1	7	
* at Cincinnati	* 31:32	8-15	1-3	0-0	2-3-5	3	6	4	0	3	17	
* at -/rv SMU	* 37:20	6-14	2-5	0-0	1-3-4	4	12	4	0	0	14	
* MEMPHIS	* 37:31	5-11	2-6	0-0	1-1-2	3	3	4	0	0	12	
* UCF	* 36:24	4-10	2-5	2-2	0-4-4	1	8	3	0	2	12	
* at Wichita State	* 49:31	5-18	3-8	0-0	1-6-7	1	9	2	0	4	13	
* at Tulane	* 37:10	3-9	1-4	2-4	0-4-4	1	7	2	0	0	9	
* rv/rv SMU	* 33:59	3-13	0-4	4-4	1-1-2	3	11	1	0	3	10	
* CINCINNATI	* 28:59	1-3	0-1	2-2	0-4-4	2	2	4	0	0	4	
* TEMPLE	* 37:15	4-7	2-4	0-0	0-4-4	3	13	1	0	3	10	
* at Memphis	* 29:52	4-9	1-4	0-1	1-2-3	3	8	4	0	1	9	
vs. Cincinnati	* 37:20	6-10	0-2	3-4	1-4-5	3	7	1	1	0	15	
vs. Tulane	* 29:40	2-8	1-5	0-0	0-3-3	1	6	2	0	1	5	
vs. Memphis	* 30:56	3-9	2-5	2-2	0-4-4	4	6	0	0	1	10	
vs. UAB	* 34:10	4-8	2-4	2-2	0-3-3	2	7	1	0	1	12	
vs. #19/16 Illinois	* 37:19	7-13	1-2	3-3	1-0-1	3	3	3	0	3	18	
vs. #2/2 Arizona	* 37:49	5-16	2-5	9-10	1-3-4	2	6	5	0	2	21	
vs. #6/5 Villanova	* 37:53	4-13	0-5	1-2	1-1-2	1	2	1	0	0	9	



#25 JOSEPH TUGLER

Forward

6-7 • 220 • Freshman-HS

Houston, Texas (Cypress Falls HS)

Undeclared Major

📷 joseph_tugler X joseph_tugler

CAREER HIGHS

Points

13, vs. Penn (12/30/23)

Field Goals Made

5, vs. Penn (12/30/23)

Field Goal Attempts

7, at #8/9 Kansas (2/3/24)

7, vs. Penn (12/30/23)

3-Point Field Goals Made

None

3-Point Field Goal Attempts

1, vs. Texas A&M-Corpus Christi (11/11/23)

Free Throws Made

3, vs. rv/rv Kansas State (1/27/24)

3, vs. Penn (12/30/23)

Free Throw Attempts

6, vs. rv/rv Kansas State (1/27/24)

6, vs. Penn (12/30/23)

6, vs. Utah (11/17/23)

Rebounds

9, vs. Jackson State (12/9/23)

Offensive Rebounds

5, at #8/9 Kansas (2/3/24)

5, vs. Jackson State (12/9/23)

Defensive Rebounds

5, vs. #25/25 Texas Tech (1/17/24)

Assists

2, at Cincinnati (2/10/24)

Steals

4, vs. Rice (12/6/23)

Blocked Shots

3, vs. rv/rv Texas A&M (12/16/23)

3, vs. Texas A&M-Corpus Christi (11/11/23)

Minutes Played

21:08, vs. Penn (12/30/23)

FRESHMAN (2023-24)

Made his Houston debut in season-opening win over ULM... Finished with two points and six rebounds, including a game-high-tying four offensive boards against the Warhawks (11/6)... Battled through foul trouble to score six points with six rebounds and two blocked shots in nearly 13 minutes at Xavier (12/1)... Led all players with four steals and

scored seven points on 3-of-3 shooting from the field with two offensive rebounds and a blocked shot in home win over Rice (12/6)... Grabbed nine rebounds, including five offensive boards with three steals in home win over Jackson State (12/9)... Scored four points with five rebounds, including three offensive, and blocked three shots in win over rv/rv Texas A&M in The Halal Guys Showcase inside Toyota Center (12/16)... Made his first career start in home win over Penn... Finished with 13 points on 5-of-7 shooting and grabbed seven rebounds, including three offensive, with two blocks and two steals against the Quakers (12/30)... Totaled six points with five rebounds and two steals in Big 12-opening win over West Virginia (1/6)... Snared five rebounds at rv/rv Iowa State (1/9)... Led all players with four offensive rebounds in home win over UCF (1/20)... Led all players with four offensive rebounds and finished with five boards, four points and two blocks in road win at rv/rv Texas... Snared an offensive board and flushed it to give the Cougars a 70-67 lead with only 1:27 left in overtime against the Longhorns (1/29)... Scored eight points and grabbed eight rebounds with two steals at #8/9 Kansas (2/3)... Tied for team lead with six rebounds in home win over Oklahoma State (2/6).

2023-24 GAME-BY-GAME STATISTICS (22-3 • 9-3 Big 12)

Date	Opponent	GS	Min	FG-A	3FG-FGA	FT-FTA	OR-DR	Tot	PF	A	TO	Blk	Stl	Pts
11/6/23	ULM		12:25	1-2	0-0	0-0	4-2	6	3	1	1	1	0	2
11/11/23	TEXAS A&M-CORPUS CHRISTI		20:56	1-3	0-1	0-0	1-2	3	4	1	0	3	0	2
11/13/23	STETSON		15:38	1-2	0-0	0-0	1-3	4	2	1	0	1	2	2
11/16/23	vs. Towson		16:01	0-1	0-0	0-0	2-1	3	4	0	0	0	0	0
11/17/23	vs. Utah		10:01	1-1	0-0	2-6	1-0	1	3	0	0	0	1	4
11/19/23	vs. Dayton		11:11	1-1	0-0	1-2	0-1	1	3	0	0	1	0	3
11/24/23	MONTANA		17:12	1-2	0-0	1-2	0-2	2	2	0	0	2	1	3
12/1/23	at Xavier		12:39	3-4	0-0	0-0	3-3	6	5	0	1	2	1	6
12/6/23	RICE		13:47	3-3	0-0	1-2	2-0	2	3	0	3	1	4	7
12/9/23	JACKSON STATE		23:01	0-0	0-0	1-2	5-4	9	3	0	0	1	3	1
12/16/23	vs. rv/rv Texas A&M		21:25	2-4	0-0	0-0	3-2	5	3	1	0	3	0	4
12/21/23	TEXAS STATE		19:15	2-5	0-0	0-0	3-1	4	2	0	0	2	1	4
12/30/23	PENN	*	21:08	5-7	0-0	3-6	3-4	7	3	1	0	2	2	13
1/6/24	* WEST VIRGINIA		17:47	2-4	0-0	2-2	1-4	5	4	0	1	0	2	6
1/9/24	* at rv/rv Iowa State		17:03	1-1	0-0	1-2	1-4	5	5	0	1	0	0	3
1/13/24	* at rv/rv TCU		11:06	2-3	0-0	0-0	1-2	3	4	0	0	0	0	4
1/17/24	* #25/25 TEXAS TECH		12:40	1-2	0-0	0-0	0-5	5	4	0	1	0	1	2
1/20/24	* UCF		14:42	0-1	0-0	0-1	4-1	5	3	1	0	2	1	0
1/23/24	* at #21/19 BYU		10:58	1-3	0-0	1-4	1-3	4	2	0	1	1	1	3
1/27/24	* rv/rv KANSAS STATE		16:00	2-2	0-0	3-6	0-3	3	4	0	0	1	1	7
1/29/24	* at rv/rv Texas		19:22	2-4	0-0	0-0	4-1	5	3	0	0	2	0	4
2/3/24	* at #8/9 Kansas		33:47	3-7	0-0	2-2	5-3	8	3	0	2	1	2	8
2/6/24	* OKLAHOMA STATE		13:33	1-4	0-0	0-0	3-3	6	4	0	0	1	1	2
2/10/24	* at Cincinnati		19:36	2-3	0-0	1-2	1-2	3	3	2	0	2	0	5
2/17/24	* rv/- TEXAS		13:31	1-1	0-0	0-2	1-2	3	3	0	1	1	1	2
2/19/24	* #10/10 IOWA STATE	--	--	--	--	--	--	--	--	--	--	--	--	--
2/24/24	* at Baylor	--	--	--	--	--	--	--	--	--	--	--	--	--
2/27/24	* CINCINNATI	--	--	--	--	--	--	--	--	--	--	--	--	--
3/2/24	* at Oklahoma	--	--	--	--	--	--	--	--	--	--	--	--	--
3/6/24	* at UCF	--	--	--	--	--	--	--	--	--	--	--	--	--
3/9/24	* KANSAS	--	--	--	--	--	--	--	--	--	--	--	--	--

CAREER STATISTICS

Year	W-L	GP-GS	MP	FG-FGA	Pct	3P-A	Pct	FT-FTA	Pct	Off-Def	Reb - Avg	PF-DQ	Ast	TO	Blk	Stl	Pts - Avg
2023-24	22-3	25-1	415	39-70	.557	0-1	.000	19-41	.463	50-58	108 - 4.3	82-2	8	12	30	25	97 - 3.9
Totals	22-3	25-1	415	39-70	.557	0-1	.000	19-41	.463	50-58	108 - 4.3	82-2	8	12	30	25	97 - 3.9



#3 RAMON WALKER Jr.

Guard

6-4 • 210 • Junior-2L (RS '22-23)

Pearland, Texas (Shadow Creek HS)

Health

@ramonwalkerjr X ramonwalker04

(11/11)... Grabbed six rebounds, including two offensive boards, and scored four points in home win over Texas State (12/21)... Posted six rebounds, including three offensive, with a pair of steals in home win over Penn (12/30)... Tied for team lead with six rebounds in home win over Oklahoma State (2/6).

CAREER HIGHS

Points

13, at Temple (1/2/22)

Field Goals Made

4, done four times; Most recently vs. Tulane (3/12/22)

Field Goal Attempts

10, at Temple (1/2/22)

3-Point Field Goals Made

3, done three times; Most recently vs. Tulane (3/12/22)

3-Point Field Goal Attempts

6, vs. Tulane (2/2/22)
6, at Temple (1/2/22)

Free Throws Made

4, vs. UCF (1/20/24)

Free Throw Attempts

6, vs. Jackson State (12/9/23)

Rebounds

7, vs. Texas A&M-Corpus Christi (11/11/23)
7, vs. ULM (11/6/23)
7, vs. rv/rv SMU (2/27/22)

Offensive Rebounds

4, vs. ULM (11/6/23)

Defensive Rebounds

6, at Tulsa (1/15/22)

Assists

2, done six times; Most recently vs. UCF (1/20/24)

Steals

2, vs. Penn (12/30/23)
2, vs. Oklahoma State (12/18/21)

Blocked Shots

1, vs. Cincinnati (3/1/22)
1, at Wichita State (2/20/22)

Minutes Played

37:01, at Temple (1/2/22)

JUNIOR (2023-24)

Made his season debut in season-opening win over ULM inside Fertitta Center... Finished with five points, two assists and seven rebounds, including a game-high-tying four offensive boards against the Warhawks (11/6)... Posted eight points with seven rebounds, including two offensive boards, and steal in home win over Texas A&M-Corpus Christi

2023-24 GAME-by-GAME STATISTICS (20-3 • 9-3 Big 12)

Date	Opponent	GS	Min	FG-A	3FG-FGA	FT-FTA	OR-DR	Tot	PF	A	TO	Blk	Stl	Pts
11/6/23	ULM		16:36	1-3	1-2	2-2	4-3	7	2	2	0	0	0	5
11/11/23	TEXAS A&M-CORPUS CHRISTI		13:37	3-6	2-3	0-2	2-5	7	2	0	0	0	1	8
11/13/23	STETSON		13:48	1-1	0-0	0-0	1-2	3	3	1	1	0	0	2
11/16/23	vs. Towson		6:18	0-2	0-0	0-0	2-2	4	2	0	1	0	0	0
11/17/23	vs. Utah		DNP – Coach's Decision											
11/19/23	vs. Dayton		1:38	0-0	0-0	2-2	0-0	0	0	0	0	0	0	2
11/24/23	MONTANA		17:58	0-2	0-1	1-2	2-2	4	1	1	0	0	0	1
12/1/23	at Xavier		1:34	0-0	0-0	0-0	0-0	0	2	0	0	0	0	0
12/6/23	RICE		10:08	1-2	0-0	0-1	1-2	3	0	0	0	0	0	2
12/9/23	JACKSON STATE		8:51	0-0	0-0	3-6	1-1	2	1	0	1	0	1	3
12/16/23	vs. rv/rv Texas A&M		DNP – Coach's Decision											
12/21/23	TEXAS STATE		20:33	2-6	0-3	0-0	2-4	6	4	1	1	0	1	4
12/30/23	PENN		24:19	0-2	0-2	0-0	3-3	6	3	1	0	0	2	0
1/6/24	* WEST VIRGINIA		14:27	2-2	1-1	0-0	1-4	5	1	0	0	0	1	5
1/9/24	* at rv/rv Iowa State		5:28	0-0	0-0	0-0	0-1	1	0	0	1	0	0	0
1/13/24	* at rv/rv TCU		5:12	0-1	0-1	0-0	0-1	1	2	0	0	0	0	0
1/17/24	* #25/25 TEXAS TECH		10:06	1-4	1-3	0-0	3-1	4	0	0	0	0	0	3
1/20/24	* UCF		18:38	1-1	1-1	4-5	1-2	3	1	2	1	0	0	7
1/23/24	* at #21/19 BYU		6:36	0-0	0-0	0-0	0-1	1	0	0	0	0	0	0
1/27/24	* rv/rv KANSAS STATE		11:58	0-1	0-0	1-2	0-1	1	1	0	0	0	0	1
1/29/24	* at rv/rv Texas		4:12	0-0	0-0	0-0	0-1	1	1	0	0	0	0	0
2/3/24	* at #8/9 Kansas		3:38	0-1	0-1	0-0	0-0	0	0	0	0	0	0	0
2/6/24	* OKLAHOMA STATE		22:05	0-0	0-0	0-0	2-4	6	0	1	0	0	0	0
2/10/24	* at Cincinnati		3:57	0-0	0-0	0-0	0-1	1	0	0	0	0	0	0
2/17/24	* rv/rv TEXAS		11:41	0-1	0-1	2-2	1-3	4	0	0	0	0	0	2
2/19/24	* #10/10 IOWA STATE	--	--	--	--	--	--	--	--	--	--	--	--	--
2/24/24	* at Baylor	--	--	--	--	--	--	--	--	--	--	--	--	--
2/27/24	* CINCINNATI	--	--	--	--	--	--	--	--	--	--	--	--	--
3/2/24	* at Oklahoma	--	--	--	--	--	--	--	--	--	--	--	--	--
3/6/24	* at UCF	--	--	--	--	--	--	--	--	--	--	--	--	--
3/9/24	* KANSAS	--	--	--	--	--	--	--	--	--	--	--	--	--

CAREER STATISTICS

Year	W-L	GP-GS	MP	FG-FGA	Pct	3P-A	Pct	FT-FTA	Pct	Off-Def	Reb – Avg	PF-DQ	Ast	TO	Blk	Stl	Pts – Avg
2021-22	24-4	28-2	517	28-82	.341	17-62	.274	16-19	.842	22-53	75 – 2.7	46-0	14	15	3	10	89 – 3.2
2022-23	9-1	10-0	151	10-28	.357	4-15	.267	5-7	.714	7-18	25 – 2.5	16-1	4	6	0	2	29 – 2.9
2023-24	20-3	23-0	253	12-35	.343	6-19	.316	15-24	.625	26-44	70 – 3.0	26-0	9	7	0	6	45 – 2.0
Totals	53-8	61-2	921	50-145	.345	27-96	.281	36-50	.720	55-115	170 – 2.8	88-1	27	28	3	18	163 – 2.7

WALKER Jr.'s 2022-23 GAME-BY-GAME (9-1 • 1-0 American)

Opponent	Date	GS	Min	FG-A	3FG-A	FT-A	Off-Def	Tot	PF	A	TO	Blk	Stl	Pts
NORTHERN COLORADO	11/7/22		13:38	1-2	1-2	0-0	0-1	1	3	2	0	0	0	3
vs. Saint Joseph's	11/11/22		18:09	3-6	2-4	1-2	2-2	4	5	0	0	0	1	9
ORAL ROBERTS	11/14/22		20:20	0-1	0-1	0-0	2-4	6	1	0	2	0	0	0
TEXAS SOUTHERN	11/16/22		17:47	3-6	1-3	0-0	1-3	4	2	1	0	0	1	7
at rv/rv Oregon	11/20/22		7:18	0-0	0-0	2-3	0-0	0	0	0	0	0	0	2
KENT STATE	11/26/22		DNP – Illness											
NORFOLK STATE	11/29/22		DNP – Illness											
vs. –/rv Saint Mary's (Calif.)	12/3/22		DNP – Coach's Decision											
NORTH FLORIDA	12/6/22		21:05	0-4	0-3	2-2	0-3	3	2	0	2	0	0	2
#8/10 ALABAMA	12/10/22		16:33	0-2	0-1	0-0	1-3	4	3	0	0	0	0	3
NORTH CAROLINA A&T	12/13/22		10:18	3-5	0-0	0-0	0-1	1	0	0	2	0	0	6
at #2/2 Virginia	12/17/22		DNP – Coach's Decision											
McNEESE	12/21/22		15:36	0-1	0-0	0-0	1-0	1	0	1	0	0	0	0
* at Tulsa	12/28/22		9:52	0-1	0-1	0-0	0-1	1	0	0	0	0	0	0

Sat out the rest of the season and received a redshirt

WALKER Jr.'s 2021-22 GAME-BY-GAME (24-4 • 15-3 American)

Opponent	Date	GS	Min	FG-A	3FG-A	FT-A	Off-Def	Tot	PF	A	TO	Blk	Stl	Pts
HOFSTRA	11/9/21		DNP – Coach's Decision											
RICE	11/12/21		DNP – Injury											
rv/#25 VIRGINIA	11/16/21		DNP – Injury											
vs. Butler	11/22/21		DNP – Injury											
vs. Wisconsin	11/23/21		DNP – Injury											
vs. rv/#23 Oregon	11/24/21		DNP – Injury											
NORTHWESTERN STATE	11/30/21		DNP – Injury											
BRYANT	12/3/21		DNP – Injury											
ALCORN STATE	12/6/21		DNP – Injury											
at #9/9 Alabama	12/11/21		DNP – Injury											
LOUISIANA	12/14/21		7:09	0-3	0-2	0-0	0-0	0	1	0	0	0	0	0
vs. Oklahoma State	12/18/21		17:25	0-0	0-0	3-4	0-1	1	1	0	1	0	2	3
TEXAS STATE	12/22/21		22:39	2-4	1-3	0-0	1-4	5	1	1	0	0	0	5
* CINCINNATI	12/28/21		Postponed											
* at Temple	1/2/22	*	37:01	4-10	3-6	2-2	1-2	3	0	0	1	0	1	13
* at South Florida	1/5/22		19:11	0-4	0-4	0-0	0-1	1	1	1	1	0	0	0
* WICHITA STATE	1/8/22		12:20	1-4	1-4	2-2	0-1	1	1	1	0	0	1	5
* at Tulsa	1/15/22		30:45	1-5	0-4	0-0	0-6	6	4	1	1	0	0	2
* SOUTH FLORIDA	1/18/22	*	22:27	1-7	0-5	0-0	2-3	5	3	2	0	0	0	2
* EAST CAROLINA	1/22/22		17:01	1-2	1-2	0-0	1-5	6	4	0	0	0	0	3
* at UCF	1/29/22		9:28	1-1	0-0	0-0	0-0	0	3	0	0	0	1	2
* TULANE	2/2/22		25:21	4-9	1-6	2-2	3-1	4	2	0	1	0	0	11
* at Cincinnati	2/6/22		20:33	0-2	0-2	0-0	0-1	1	1	1	0	0	0	0
* at –/rv SMU	2/9/22		13:08	0-0	0-0	0-0	0-1	1	1	0	1	0	0	
* MEMPHIS	2/12/22		11:04	0-1	0-1	0-0	1-0	1	0	0	0	0	0	0
* UCF	2/17/22		13:15	2-2	2-2	2-3	0-1	1	2	0	1	0	1	8
* at Wichita State	2/20/22		31:09	4-6	3-5	0-0	2-0	2	2	0	1	1	0	11
* at Tulane	2/23/22		20:02	1-4	1-4	0-0	1-4	5	1	2	0	0	0	3
* rv/rv SMU	2/27/22		22:10	0-1	0-1	0-1	2-5	7	3	0	0	0	0	0
* CINCINNATI	3/1/22		19:07	0-3	0-2	0-0	0-1	1	3	0	2	1	0	0
* TEMPLE	3/3/22		13:12	0-0	0-0	0-0	3-1	4	0	0	1	0	0	0
* at Memphis	3/6/22		12:52	0-1	0-1	0-0	1-2	3	2	1	2	0	1	0
vs. Cincinnati	3/11/22		13:06	0-0	0-0	3-3	0-1	1	2	1	0	0	0	3
vs. Tulane	3/12/22		23:19	4-7	3-4	0-0	1-5	6	1	1	1	0	1	11
vs. Memphis	3/13/22		19:40	0-2	0-2	0-0	1-0	1	0	0	1	0	0	0
vs. UAB	3/18/22		16:28	0-1	0-1	2-2	2-4	6	3	2	0	0	1	2
vs. #19/16 Illinois	3/20/22		11:55	0-0	0-0	0-0	0-0	0	1	0	0	0	0	0
vs. #2/2 Arizona	3/24/22		26:30	2-3	1-2	0-0	0-3	3	2	0	0	1	1	5
vs. #6/5 Villanova	3/26/22		8:45	0-0	0-0	0-0	0-0	0	1	0	0	0	0	0



#8 MYLIK WILSON

Guard

6-2 • 175 • r-Senior-RS (RS '22-23)

Rayville, La.-Rayville HS (Texas Tech/Louisiana)

Psychology

📧 m.w.13 X mylikw13

CAREER HIGHS

Points

12, vs. Oklahoma State (2/6/24)
30, at Appalachian State (1/6/20)

Field Goals Made

5, vs. Oklahoma State (2/6/24)
5, vs. Jackson State (12/9/23)
5, vs. Stetson (11/13/23)
10, at Appalachian State (1/6/20)

Field Goal Attempts

10, vs. Oklahoma State (2/6/24)
10, vs. UCF (1/20/24)
19, at Appalachian State (1/6/20)

3-Point Field Goals Made

1, at #21/19 BYU (1/23/24)
1, vs. West Virginia (1/6/24)
1, vs. Stetson (11/13/23)
2, at UT Arlington (1/16/21)
5, vs. South Alabama (1/2/20)

3-Point Field Goal Attempts

3, at #8/9 Kansas (2/3/24)
3, at #21/19 BYU (1/23/24)
3, vs. ULM (11/6/23)
9, vs. South Alabama (1/2/20)

Free Throws Made

4, vs. Penn (12/30/23)
2, at ULM (2/13/21)
7, at Arkansas State (12/18/19)

Free Throw Attempts

4, vs. Penn (12/30/23)
10, at Arkansas State (12/18/19)

Rebounds

7, done four times; Most recently
vs. rv/— Texas (2/17/24)
16, at UT Arlington (1/16/21)

Offensive Rebounds

3, vs. rv/— Texas (2/17/24)
3, at Cincinnati (2/10/24)
6, vs. LSU-Alexandria (12/8/20)

Defensive Rebounds

7, vs. UCF (1/20/24)
13, at UT Arlington (1/16/21)

Assists

5, vs. Jackson State (12/9/23)
8, vs. Coastal Carolina (3/3/20)

Steals

5, vs. Jackson State (12/9/23)
5, vs. New Orleans (12/15/20)
5, vs. Coastal Carolina (3/3/20)

Blocked Shots

2, vs. ULM (11/6/23)
3, vs. Kansas State (2/28/22)
3, vs. ULM (2/11/21)

Minutes Played

22:45.4, vs. Penn (12/30/23)
40, vs. South Alabama (3/6/21)
40, at Appalachian State (1/6/20)

Accomplished prior to Houston,
2019-21 — Louisiana | 2021-22 Texas Tech

REDSHIRT SENIOR (2023-24)

Made his Houston debut in season-opening win against ULM inside Fertitta Center... Finished with two points, four rebounds, four assists and two steals against the Warhawks (11/6)... Posted four points with six rebounds and a game-high four steals in home win over Texas A&M-Corpus Christi (11/11)... Scored 11 points on 5-of-6 shooting with three rebounds, an assist and steal in home win over Stetson (11/13)... Grabbed five rebounds with an assist, steal and blocked shot in home win over Rice (12/6)... Did a little of everything in home win over Jackson State... Posted 10 points with five rebounds, five assists and a game-high five steals in just under 18 minutes against the Tigers (12/9)... Grabbed a team-high seven rebounds and scored eight points on 4-of-6 shooting from the field in home win over Texas State (12/21)... Scored eight

points, thanks to 4-of-4 shooting from the free throw line, and added an offensive rebound, assist, steal and blocked shot in home win over Penn (12/30)... Tied for team lead with seven rebounds and posted eight points with an assist and steal in home win over UCF (1/20)... Scored 12 points on 5-of-10 shooting and grabbed four rebounds with a pair of steals in home win over Oklahoma State (2/6)... Scored four second-half points and grabbed seven rebounds with two assists and three steals in road win at Cincinnati... Pushed the Houston lead back to five points after the Bearcats cut the deficit to three points with just over two minutes remaining... Fed J'wan Roberts on the dunk that sealed the win with six seconds left (2/10).

2023-24 GAME-by-GAME STATISTICS (21-3 • 9-3 Big 12)

Date	Opponent	GS	Min	FG-A	3FG-FGA	FT-FTA	OR-DR	Tot	PF	A	TO	Blk	Stl	Pts
11/6/23	ULM		16:52	0-5	0-3	2-2	2-2	4	2	4	1	2	2	2
11/11/23	TEXAS A&M-CORPUS CHRISTI		16:52	2-6	0-1	0-2	2-4	6	1	2	1	0	4	4
11/13/23	STETSON		13:20	5-6	1-1	0-0	2-1	3	1	1	1	0	1	11
11/16/23	vs. Towson		21:01	1-6	0-0	0-0	0-1	1	1	0	0	1	1	2
11/17/23	vs. Utah		3:41	0-1	0-1	0-0	0-1	1	1	0	0	0	0	0
11/19/23	vs. Dayton		8:26	0-2	0-0	0-0	0-0	0	0	0	0	0	0	0
11/24/23	MONTANA		3:31	0-1	0-0	0-0	0-0	0	2	0	0	0	0	0
12/1/23	at Xavier		1:44	0-0	0-0	0-0	0-0	0	1	0	0	0	0	0
12/6/23	RICE		15:43	1-3	0-0	0-0	1-4	5	2	1	1	1	1	2
12/9/23	JACKSON STATE		17:59	5-9	0-1	0-0	1-4	5	2	5	1	1	5	10
12/16/23	vs. rv/rv Texas A&M		DNP — Coach's Decision											
12/21/23	TEXAS STATE		16:58	4-6	0-0	0-0	2-5	7	1	1	0	0	0	8
12/30/23	PENN		22:45	2-6	0-0	4-4	1-0	1	0	1	0	1	1	8
1/6/24	* WEST VIRGINIA		12:35	2-5	1-1	1-2	0-1	1	1	1	0	0	0	6
1/9/24	* at rv/rv Iowa State		4:28	0-0	0-0	0-0	0-1	1	0	0	1	0	0	0
1/13/24	* at rv/rv TCU		6:14	0-3	0-1	0-0	0-2	2	2	0	0	0	0	0
1/17/24	* #25/25 TEXAS TECH		2:57	1-2	0-0	0-0	0-0	0	2	0	1	0	0	0
1/20/24	* UCF		22:31	4-10	0-0	0-0	0-7	7	4	1	2	0	1	8
1/23/24	* at #21/19 BYU		10:11	1-4	1-3	0-0	1-2	3	1	0	1	0	0	3
1/27/24	* rv/rv KANSAS STATE		12:57	1-2	0-0	2-2	1-1	2	1	0	1	1	0	4
1/29/24	* at rv/rv Texas		4:23	1-1	0-0	0-0	0-1	1	1	0	1	0	0	2
2/3/24	* at #8/9 Kansas		11:58	1-5	0-3	0-0	0-0	0	0	0	0	0	2	2
2/6/24	* OKLAHOMA STATE		20:34	5-10	0-1	2-3	1-3	4	0	0	0	0	2	12
2/10/24	* at Cincinnati		21:09	2-5	0-0	0-0	3-4	7	2	2	0	0	3	4
2/17/24	* rv/— TEXAS		15:14	1-6	0-2	1-2	3-4	7	1	1	1	0	0	3
2/19/24	* #10/10 IOWA STATE		---	---	---	---	---	---	---	---	---	---	---	---
2/24/24	* at Baylor		---	---	---	---	---	---	---	---	---	---	---	---
2/27/24	* CINCINNATI		---	---	---	---	---	---	---	---	---	---	---	---
3/2/24	* at Oklahoma		---	---	---	---	---	---	---	---	---	---	---	---
3/6/24	* at UCF		---	---	---	---	---	---	---	---	---	---	---	---
3/9/24	* KANSAS		---	---	---	---	---	---	---	---	---	---	---	---

CAREER STATISTICS

Year	W-L	GP-GS	MP	FG-FGA	Pct	3P-A	Pct	FT-FTA	Pct	Off-Def	Reb — Avg	PF-DQ	Ast	TO	Blk	Stl	Pts — Avg
2019-20 (at UL)	14-15	29-24	991	128-270	.474	7-21	.333	48-68	.706	34-132	166 — 5.7	79-0	85	82	18	68	333 — 11.5
2020-21 (at UL)	17-9	26-26	877	132-301	.439	13-53	.245	59-81	.728	32-111	143 — 5.5	66-1	83	56	25	52	336 12.9
2021-22 (at TTU)	24-8	32-5	487	31-71	.437	2-12	.167	17-27	.630	9-45	54 — 1.7	26-0	53	27	17	38	81 — 2.5
2022-23	0-0																
2023-24	21-3	24-0	304	39-104	.375	3-18	.167	12-17	.706	20-48	68 — 2.8	29-0	20	13	7	23	93 — 3.9
UH Totals	21-3	24-0	304	39-104	.375	3-18	.167	12-17	.706	20-48	68 — 2.8	29-0	20	13	7	23	93 — 3.9
UL Totals	31-24	55-50	1,868	260-571	.455	20-74	.270	107-149	.718	66-243	309 — 5.6	145-1	168	138	43	120	669 — 12.2
TTU Totals	19-3	22-0	268	36-93	.387	3-16	.188	11-15	.733	14-40	54 — 2.5	26-0	17	12	7	20	86 — 3.9
Totals	76-35	111-55	2,656	330-746	.442	47-164	.287	136-193	.705	95-336	431 — 3.9	200-1	241	178	67	181	843 — 7.6

2 NCAA National Championship Game Appearances • 6 NCAA Final Four Appearances • 24 NCAA Tournaments • 19 Conference Championships • 2 NBA Draft No. 1 Overall Picks • 12 NBA Draft First-Round Selections

WILSON's 2022-23 GAME-BY-GAME (0-0 • 0-0 American)

Opponent	GS	Min	FG-A	3FG-A	FT-A	O-D-T	PF	A	TO	Blk	Stl	Pts
Sat out as a redshirt												

WILSON's 2020-21 GAME-BY-GAME (17-9 • 10-7 Sun Belt at Louisiana)

Opponent	GS	Min	FG-A	3FG-A	FT-A	O-D-T	PF	A	TO	Blk	Stl	Pts
vs. Baylor	*	34	4-12	0-3	0-0	0-3-3	2	2	2	1	2	8
at New Orleans	*	36	7-17	1-4	6-7	0-6-6	2	2	2	0	5	21
LSU-SHREVEPORT	*	37	6-17	0-3	2-3	2-8-10	3	7	4	2	0	14
LSU-ALEXANDRIA	*	29	7-16	1-4	0-0	6-1-7	1	6	2	1	1	15
LOUISIANA TECH	*	28	5-10	0-2	1-3	0-3-3	2	2	1	1	3	11
NEW ORLEANS	*	31	6-11	0-0	3-4	1-2-3	3	3	5	2	5	15
McNEESE	*	34	5-10	0-1	2-2	1-1-2	2	2	2	2	0	12
* TEXAS STATE	*	39	9-14	0-2	3-3	5-6-11	4	2	3	3	4	21
* TEXAS STATE	*	37	4-10	1-3	5-5	0-2-2	4	3	2	0	2	14
* LITTLE ROCK	*	32	5-9	0-1	0-0	0-1-1	2	2	1	1	3	10
* LITTLE ROCK	*	34	3-13	0-1	4-4	1-3-4	4	3	2	0	3	10
* at UT Arlington	*	30	5-16	1-3	0-0	0-7-7	1	0	0	1	1	11
* at UT Arlington	*	36	8-11	5-5	4-7	3-13-16	2	2	2	1	4	25
* ARKANSAS STATE	*	32	5-12	0-3	0-1	2-1-3	4	0	0	0	3	10
* ARKANSAS STATE	*	33	5-12	0-1	2-2	0-2-2	0	5	2	0	3	12
* at Texas State	*	30	3-9	0-2	2-2	0-8-8	3	1	0	0	0	8
* at Texas State	*	19	3-4	0-0	1-2	2-2-4	4	3	1	0	2	7
* at Arkansas State	*	35	3-10	0-1	1-2	1-3-4	4	2	3	1	1	7
* at Arkansas State	*	36	6-15	0-2	0-0	1-5-6	1	2	3	0	3	12
* ULM	*	32	5-13	1-3	2-4	2-3-5	2	3	1	3	0	13
* at ULM	*	38	6-10	1-4	7-7	1-5-6	2	7	3	1	2	20
* UT ARLINGTON	*	37	2-7	0-0	4-7	1-7-8	2	5	4	2	1	8
* at Little Rock	*	36	3-7	0-0	5-7	1-3-4	2	3	4	1	1	11
* at Little Rock	*	34	1-7	0-1	4-6	0-2-2	2	4	2	0	0	6
vs. South Alabama	*	40	7-13	1-2	1-1	2-8-10	3	6	1	1	3	16
vs. Georgia State	*	38	9-16	1-2	0-2	0-6-6	5	6	4	1	2	19

WILSON's 2019-20 GAME-BY-GAME (14-15 • 8-8 Sun Belt at Louisiana)

Opponent	GS	Min	FG-A	3FG-A	FT-A	O-D-T	PF	A	TO	Blk	Stl	Pts
LOYOLA (N.O.)		34	5-10	0-2	1-2	0-4-4	1	4	5	1	4	11
McNEESE	*	40	3-9	0-2	0-0	4-2-6	4	5	2	2	2	6
at TCU	*	35	6-15	2-5	2-3	1-5-6	3	2	5	0	3	16
YOUNGSTOWN STATE	*	34	4-9	0-0	1-2	0-3-3	2	2	3	1	2	9
at Wyoming	*	36	1-6	0-3	0-2	2-7-9	2	0	3	0	2	2
vs. Detroit-Mercy		30	4-6	2-3	0-0	1-2-3	2	3	1	0	1	10
vs. UC Irvine		20	2-4	1-1	1-1	0-0-0	0	0	1	0	0	6
SOUTHEASTERN LA.		24	3-5	0-1	0-0	2-2-4	1	2	3	0	1	6
at Arizona State	*	35	5-10	3-4	3-5	3-5-8	3	0	6	2	3	16
LOUISIANA TECH	*	29	3-7	0-0	1-3	1-2-3	4	1	1	0	4	7
* at Arkansas State	*	36	2-6	1-1	7-10	2-2-4	4	2	2	0	1	12
* LITTLE ROCK	*	34	3-4	1-1	1-2	0-2-2	3	4	2	0	5	8
UCSANTA BARBARA	*	39	7-11	1-2	0-0	1-2-3	4	4	0	1	3	15
* SOUTH ALABAMA	*	32	6-10	5-9	0-0	1-6-7	2	3	3	1	0	17
* TROY	*	36	7-10	0-2	4-4	3-10-13	3	5	5	1	3	18
* at Appalachian State	*	40	10-19	4-8	6-8	0-9-9	2	3	2	1	5	30
* at Georgia State			DNP									
at Georgia Southern			DNP									
* UT ARLINGTON			DNP									
* TEXAS STATE			DNP									
* ULM	*	26	3-8	0-1	3-3	0-5-5	3	3	2	0	2	9
* at UT Arlington	*	30	3-10	0-4	0-0	0-4-4	2	0	1	1	2	6
* at Texas State	*	36	6-16	1-4	2-2	0-8-8	3	3	4	2	0	15
* GEORGIA STATE	*	39	6-10	1-3	3-3	2-6-8	4	1	4	1	4	16
* GEORGIA SOUTHERN	*	35	3-6	1-1	2-2	2-7-9	4	3	4	0	2	9
* at South Alabama	*	39	3-10	0-2	0-0	1-2-3	2	7	0	0	4	6
* at Troy	*	36	4-10	1-2	2-4	0-7-7	3	3	5	1	1	11
* at ULM	*	35	3-7	1-3	1-2	2-4-6	4	5	3	0	1	8
* ARKANSAS STATE	*	37	4-10	0-4	2-3	1-7-8	2	2	2	1	1	10
* at Little Rock	*	36	8-12	0-2	2-2	0-4-4	4	4	3	0	4	18
* COASTAL CAROLINA	*	36	4-6	0-1	2-3	1-1-2	1	8	2	0	5	10
* ARKANSAS STATE	*	39	6-13	3-5	2-2	2-10-12	4	2	4	1	3	17
* at Georgia Southern	*	33	4-11	1-5	0-0	2-4-6	3	4	4	1	0	9

WILSON's 2021-22 GAME-BY-GAME (24-8 • 12-5 Big 12 at Texas Tech)

Opponent	GS	Min	FG-A	3FG-A	FT-A	O-D-T	PF	A	TO	Blk	Stl	Pts
NORTH FLORIDA	*	28	2-3	0-0	1-2	0-2-2	1	7	7	1	2	5
GRAMBLING STATE	*	23	1-4	0-1	2-2	1-3-4	1	3	0	1	1	4
PRAIRIE VIEW A&M	*	27	3-7	0-0	1-4	1-1-2	2	5	0	0	3	7
vs. UIW		11	0-3	0-1	0-0	0-1-1	0	2	1	0	2	0
OMAHA	*	20	4-4	0-0	0-0	0-0-0	0	4	0	0	3	8
LAMAR	*	27	2-4	1-2	0-0	0-3-3	1	4	2	3	2	5
at Providence		25	1-4	0-2	2-2	1-2-3	2	1	1	0	2	4
vs. Tennessee		5	0-0	0-0	0-0	0-0-0	1	0	2	1	0	0
ARKANSAS STATE			DNP									
vs. #5 Gonzaga			DNP									
EASTERN WASHINGTON			DNP									
ALABAMA STATE			DNP									
* at #11 Iowa State			DNP									
* KANSAS		24	2-3	1-1	0-0	1-3-4	2	5	2	0	1	5
* at Baylor		4	0-0	0-0	0-0	0-2-2	0	0	1	0	0	0
* OKLAHOMA STATE		14	2-2	0-0	0-0	0-0-0	0	1	1	1	1	4
* at Kansas State		1	0-0	0-0	0-0	0-0-0	0	0	0	0	0	0
* IOWA STATE		6	1-1	0-0	0-0	0-0-0	1	0	1	0	0	2
* WEST VIRGINIA		10	0-0	0-0	1-2	0-1-1	0	0	1	0	1	1
* at Kansas		22	1-4	0-0	3-4	2-2-4	1	1	0	2	1	5
* MISSISSIPPI STATE		22	3-4	0-0	6-6	0-2-2	1	1	0	0	1	12
* TEXAS		24	2-6	0-2	1-2	0-3-3	1	2	2	0	4	5
* at West Virginia		21	1-2	0-0	0-3-3	1	3	3	1	1	2	
* at Oklahoma		24	1-3	0-1	0-0	1-3-4	1	1	1	0	2	2
* TCU		17	1-2	0-0	0-2	0-1-1	3	2	0	0	1	2
* BAYLOR		11	1-1	0-0	0-0	0-1-1	2	1	0	1	1	2
* at Texas		20	0-3	0-1	0-1	0-5-5	1	1	1	0	1	0
* OKLAHOMA		16	1-1	0-0	0-0	0-3-3	1	0	1	0	2	2
* at TCU		9	0-0	0-0	0-0	1-0-1	2	1	2	0	1	0
* KANSAS STATE		18	1-4	0-1	0-0	0-2-2	1	2	1	3	1	2
* at Oklahoma State		8	0-1	0-0	0-0	0-1-1	0	0	0	0	0	0
vs. Iowa State		14	0-0	0-0	0-0	0-1-1	0	1	1	2	1	0
vs. Oklahoma		3	0-0	0-0	0-0	0-0-0	0	0	1	1	1	0
vs. Kansas		7	0-1	0-0	0-0	1-0-1	0	3	0	0	0	0
vs. Montana State		16	1-3	0-0	0-0	0-0-0	0	2	1	0	1	2
vs. Notre Dame		10	0-1	0-0	0-0	0-0-0	0	0	0	0	1	0
vs. Duke		0+	0-0	0-0	0-0	0-0-0	0	0	0	0	0	0

THE LAST TIME...

A TEAM...

Poll Rankings

Was ranked in one national poll

#3 (1,386 pts.), Associated Press (2/12/24)
#3 (722 pts.), USA TODAY Sports Coaches (2/12/24)

Was ranked in both national polls

#3 (1,386 pts.), Associated Press (2/12/24)
#3 (722 pts.), USA TODAY Sports Coaches (2/12/24)

Received points in one national poll

#3 (1,386 pts.), Associated Press (2/12/24)
#3 (722 pts.), USA TODAY Sports Coaches (2/12/24)

Received points in both national polls

#3 (1,386 pts.), Associated Press (2/12/24)
#3 (722 pts.), USA TODAY Sports Coaches (2/12/24)

Received 50+ first-place votes in one national poll

58, Associated Press (March 6, 2023)

Received 40+ first-place votes in one national poll

58, Associated Press (March 6, 2023)

Received 35+ first-place votes in one national poll

58, Associated Press (March 6, 2023)

Received 30+ first-place votes in one national poll

58, Associated Press (March 6, 2023)

Received 20+ first-place votes in one national poll

58, Associated Press (March 6, 2023)
28, USA TODAY Sports Coaches (March 12, 2023)

Received 10+ first-place votes in one national poll

58, Associated Press (March 6, 2023)
28, USA TODAY Sports Coaches (March 12, 2023)

Received 10+ first-place votes in both national polls

58, Associated Press (March 6, 2023)
10, USA TODAY Sports Coaches (Jan. 8, 2024)

Received 5+ first-place votes in one national poll

7, Associated Press (Jan. 8, 2024)
10, USA TODAY Sports Coaches (Jan. 8, 2024)

Received 5+ first-place votes in both national polls

7, Associated Press (Jan. 8, 2024)
10, USA TODAY Sports Coaches (Jan. 8, 2024)

Received a first-place vote in one national poll

7, Associated Press (Jan. 8, 2024)
1, USA TODAY Sports Coaches (Jan. 29, 2024)

Received a first-place vote in both national polls

7, Associated Press (Jan. 8, 2024)
10, USA TODAY Sports Coaches (Jan. 8, 2024)

NET Rankings

Was ranked #1 in NET ranking

#1, through Feb. 16, 2024

Was ranked in Top Five in NET ranking

#1, through Feb. 16, 2024

Was ranked in Top 10 in NET ranking

#1, through Feb. 16, 2024

Was ranked in Top 25 in NET ranking

#1, through Feb. 16, 2024

vs. Ranked Teams

Played a ranked team

L, 65-78, at #8/9 Kansas (2/3/24)

Beat a ranked team at home

W, 77-54, vs. #25/25 Texas Tech (1/20/24)

Beat a ranked team on road

W, 75-68, at #21/19 BYU (1/23/24)

Beat a ranked team at neutral site

L, 75-90, vs. #16/15 Miami (Fla.),
NCAA Tournament Sweet 16 (3/23/23)

Lost to a ranked team at home

L, 65-71, vs. #8/10 Alabama (12/10/22)

Lost to a ranked team on road

L, 65-78, at #8/9 Kansas (2/3/24)

Lost to a ranked team at neutral site

L, 75-90, vs. #16/15 Miami (Fla.) (3/23/23)

Winning Streaks

Won 5+ straight games

5 (1/17 – 2/3/24)

Won 10+ straight games

14 (11/6/23 – 1/9/24)

Won 15+ straight games

15 (11/10/18 – 1/9/19)

Won 20+ straight games

26 (12/17/82 – 4/4/83)

Won 25+ straight games

26 (12/17/82 – 4/4/83)

Won 30+ straight games

32 (3/25/67 – 3/16/68)

Losing Streaks

Lost 5+ straight games

6 (2/5/ – 3/1/15)

Lost 10+ straight games

11 (1/31 – 3/4/98)

Buzzer Beaters

Won on buzzer beater

UH: 67-65, 18-foot jumper to right of free throw line, by Jamal Shead, at Memphis (3/5/23)

Opp: 72-71, jumper by T.J. Haws from right wing, bounced off rim and in, vs. BYU (11/15/19)

Margin of Victory

Won by 20+ Points

UH: (21) 82-61, vs. rv/– Texas (2/17/24)
Opp: (21) 85-64, at rv/rv SMU (1/21/17)

Won by 25+ Points

UH: (33) 89-55, vs. West Virginia (1/6/24)
Opp: (29) 65-94, vs. #5/5 Louisville, American Championship Quarterfinals (3/14/14)

Won by 30+ Points

UH: (33) 89-55, vs. West Virginia (1/6/24)
Opp: (37) 43-80, at rv/rv UConn (1/30/14)

Won by 35+ Points

UH: (39) 81-42, vs. Penn (12/30/23)
Opp: (37) 43-80, at rv/rv UConn (1/30/14)

Won by 40+ Points

UH: (53) 84-31, vs. ULM (11/6/23)

Opp: (47) 63-110, at Washington (12/24/04)

Won by 45+ Points

UH: (53) 84-31, vs. ULM (11/6/23)

Opp: (47) 63-110, at Washington (12/24/04)

Won by 50+ Points

UH: (53) 84-31, vs. ULM (11/6/23)

Opp: Has not happened

Won by 55+ Points

UH: (67) 111-44, vs. Bryant (12/3/21)

Opp: Has not happened

Won by 60+ Points

UH: (67) 111-44, vs. Bryant (12/3/21)

Opp: Has not happened

Won by 65+ Points

UH: (67) 111-44, vs. Bryant (12/3/21)

Opp: Has not happened

Won by 70+ Points

UH: (77) 158-81, vs. Valparaiso (2/24/68)

Opp: Has not happened

Won by 75+ Points

UH: (77) 158-81, vs. Valparaiso (2/24/68)

Opp: Has not happened

Scored 100 points and lost

L, 101-102 (2OT), at Louisiana-Lafayette (1/13/88)

in Overtime

Played an overtime game

W, 76-74 (2OT), at Texas (2/20/22)

Played a double-overtime game

W, 76-74 (2OT), at Wichita State (2/20/22)

Played a triple-overtime game

L, 92-101, at Tulsa (2/16/13)

Played a quadruple-overtime game

L, 77-78 (4OT), at TCU (2/17/81)

Total Points

Scored 150+ points

UH: W, 158-81, vs. Valparaiso (2/24/68)

Opp: Has not happened

Scored 140+ points

UH: W, 145-78, vs. Texas Lutheran (12/8/81)

Opp: Has not happened

Scored 130+ points

UH: W, 131-62, vs. Florida Tech (11/22/05)

Opp: Has not happened

Scored 120+ points

UH: W, 131-62, vs. Florida Tech (11/22/05)

Opp: L, 101-121, at Bowling Green (3/1/75)

Scored 110+ points

UH: W, 111-44, vs. Bryant (12/3/21)

Opp: L, 99-112, at Nevada (11/21/09)

Scored 100+ points

UH: W, 100-52, vs. Norfolk State (11/29/22)

Opp: L, 83-104, at UCF (3/7/14)

Scored 95+ points

UH: W, 100-52, vs. Norfolk State (11/29/22)

Opp: L, 83-104, at UCF (3/7/14)

Scored 60 or fewer points

UH: W, 57-42, vs. UCF (1/20/24)

Opp: W, 74-52, vs. rv/rv Kansas State (1/27/24)

Scored 55 or fewer points

UH: L, 53-57, at rv/rv Iowa State (1/9/24)

Opp: W, 74-52, vs. rv/rv Kansas State (1/27/24)

Scored 50 or fewer points

UH: W, 49-44, vs. Kent State (11/26/22)

Opp: W, 57-42, vs. UCF (1/20/24)

Scored 45 or fewer points

UH: L, 44-50, vs. #6/5 Villanova,
NCAA Tournament Elite Eight (3/26/22)

Opp: W, 57-42, vs. UCF (1/20/24)

Scored 40 or fewer points

UH: L, 39-42, vs. Oklahoma City (12/15/51)

Opp: W, 72-37, vs. Texas State (12/21/23)

Scored 35 or fewer points

UH: L, 34-43, vs. Louisiana (12/10/87)

Opp: W, 84-31, vs. ULM (11/6/23)

Points in a Half

Scored 50+ points in a half

UH: 50 (2nd), vs. Jackson State (12/9/23)

(W, 89-55)

Opp: 50 (2nd), at Rice (11/19/19) (W, 97-89)

Scored 50+ points in both halves

UH: 52 (1st), 59 (2nd) vs. Bryant (12/3/21)

(W, 111-44)

Opp: 50 (1st), 54 (2nd), at UCF (3/7/14)

(L, 83-104)

Scored 55+ points in a half

UH: 59 (2nd), vs. Bryant (12/3/21) (W, 111-44)

Opp: 57 (1st), at #18/14 Louisville (1/16/14)

(L, 52-91)

Scored 55+ points in both halves

UH: 56 (1st, 2nd), vs. Houston Baptist (11/26/19)

(W, 112-73)

Scored 60+ points in a half

UH: 60 (2nd), vs. Northwestern State (11/30/21)

(W, 99-58)

Opp: 64, by Marshall, at C-USA Championship

(3/9/11)

Scored 60+ points in both halves

UH: 69 (1st); 62 (2nd), vs. Florida Tech (11/22/05)

(W, 131-62)

Opp: Has not happened

Scored 65+ points in a half

UH: 65 (2nd), at Rice (11/19/19) (W, 97-89)

Opp: 66 (2nd), by Purdue (Indianapolis)

(L, 90-114)

Scored 65+ points in both halves

UH: 74 (1st); 84 (2nd), vs. Valparaiso (W, 158-81)

Opp: Has not happened

Scored 70+ points in a half

UH: 84 (2nd), vs. Valparaiso (2/24/68)

(W, 158-81)

Opp: Has not happened

Scored 70+ points in both halves

UH: 74 (1st); 84 (2nd), vs. Valparaiso (W, 158-81)

(2/24/68)

Opp: Has not happened

THE LAST TIME...

Scored 75+ points in a half

UH: 84 (2nd), vs. Valparaiso (2/24/68)
(W, 158-81)

Opp: Has not happened

Scored 80+ points in a half

UH: 84 (2nd), vs. Valparaiso (2/24/68 (W, 158-81)

Opp: Has not happened

Scored 85+ points in a half

UH: 85 (1st), vs. Texas Wesleyan (2/22/66)
(W, 152-108)

Opp: Has not happened

Scored 25 points or less in a half

UH: 21 (1st), at rv/rv Iowa State (1/9/24)
(L, 53-57)

Opp: 21 (1st), vs. Oklahoma State (2/6/24)
(W, 79-63)

Scored 20 points or less in a half

UH: 20 (1st), vs. #6/5 Villanova, NCAA Tournament
Elite Eight (3/26/22) (L, 44-50)

Opp: 47 (1st), vs. UCF (1/20/24) (W, 57-42)

Scored 15 points or less in a half

UH: 15, (1st), at Southern Miss (1/13/12)
(L, 54-73)

Opp: 14 (1st), vs. UCF (1/20/24) (W, 57-42)

Scored 10 points or less in a half

UH: 10 (2nd), vs. rv/rv Tulsa (2/5/15) (L, 44-57)

Opp: Has not happened

Field Goal Percentage

Shot 70+ percent from field

UH: 70.0 (35-50), vs. Tennessee State (12/30/01)
(W, 91-60)

Opp: Has not happened

Shot 65+ percent from field

UH: 66.7 (42-63), vs. ECU (2/25/18) (W, 109-58)

Opp: 68.9 (31-45), at #8/9 Kansas (2/3/23)
(L, 67-78)

Shot 60+ percent from field

UH: 62.0 (44-71), vs. Bryant (12/3/21)
(W, 111-44)

Opp: 68.9 (31-45), at #8/9 Kansas (2/3/23)
(L, 67-78)

Shot 55 percent+ from field

UH: 55.8 (29-52), at Temple (2/5/23) (W, 81-65)

Opp: 68.9 (31-45), at #8/9 Kansas (2/3/23)
(L, 67-78)

Shot 50 percent+ from field

UH: 52.4 (33-63), vs. #25/25 Texas Tech (1/17/24)
(W, 77-54)

Opp: 68.9 (31-45), at #8/9 Kansas (2/3/23)
(L, 67-78)

Shot 35 percent or less from field

UH: 34.5 (20-58), vs. UCF (1/20/24) (W, 57-42)

Opp: 15.9 (7-44), vs. UCF (1/20/24) (W, 57-42)

Shot 30 percent or less from field

UH: 28.1 (16-57), vs. East Carolina, The American
Championship Quarterfinals, (3/10/23)

Opp: 15.9 (7-44), vs. UCF (1/20/24) (W, 57-42)

Shot 25 percent or less from field

UH: 23.8 (15-63), vs. Kent State (11/26/22)
(W, 49-44)

Opp: 15.9 (7-44), vs. UCF (1/20/24) (W, 57-42)

Shot 20 percent or less from field

UH: TBD

Opp: 15.9 (7-44), vs. UCF (1/20/24) (W, 57-42)

3-Point Field Goals Made

Made 19+ 3-pointers

UH: 19, vs. Florida Tech (Nov. 22, 2005)
(W, 131-62)

Opp: Has not happened

Made 18+ 3-pointers

UH: 18, vs. East Carolina (2/25/18) (W, 109-58)

Opp: Has not happened

Made 17+ 3-pointers

UH: 18, vs. Norfolk State (11/29/22) (W, 100-52)

Opp: Has not happened

Made 16+ 3-pointers

UH: 18, vs. Norfolk State (11/29/22) (W, 100-52)

Opp: Has not happened

Made 15+ 3-pointers

UH: 18, vs. Norfolk State (11/29/22) (W, 100-52)

Opp: 15, at #18/14 Louisville (1/16/14) (L, 52-91)

Made 14+ 3-pointers

UH: 14, vs. McNeese (12/21/22) (W, 83-44)

Opp: 14, vs. Vermont, Gulf Coast Showcase
Championship (11/23/16) (W, 72-71)

Made 13+ 3-pointers

UH: 13, vs. Tulsa (2/8/23) (W, 80-42)

Opp: 13, vs. Lamar (11/25/20)

Made 12+ 3-pointers

UH: 13, vs. Tulsa (2/8/23) (W, 80-42)

Opp: 12, at Temple (2/5/23) (W, 81-65)

Made 11+ 3-pointers

UH: 10, at #21/19 BYU (1/23/24) (W, 75-68)

Opp: 11, at #21/19 BYU (1/23/24) (W, 75-68)

Made 10+ 3-pointers

UH: 11, at #21/19 BYU (1/23/24) (W, 75-68)

Opp: 10, at #21/19 BYU (1/23/24) (W, 75-68)

Made 3 or fewer 3-pointers

UH: 3, at Cincinnati (2/10/24) (W, 67-62)

Opp: 3, at rv/rv Iowa State (1/9/24) (L, 53-57)

Made 2 or fewer 3-pointers

UH: 2, vs. Kent State (11/26/22) (W, 49-44)

Opp: 2, vs. Texas State (12/21/23) (W, 72-37)

Made 1 or fewer 3-pointer

UH: 1, vs. #6/5 Villanova, NCAA Tournament
Elite Eight (3/26/22) (L, 44-50)

Opp: 1, vs. Norfolk State (11/29/22) (W, 100-52)

Did not make a 3-pointer

UH: vs. Saint Louis (3/7/01), C-USA Tournament
(L, 65-78)

Current streak of 741 straight games through Feb. 18, 2024

Opp: at Tulsa (1/4/15) (L, 54-72)

Current streak of 315 straight games through Feb. 18, 2024

3-Point Field Goal Attempts

Attempted 40+ 3-pointers

UH: 42, at UCF (2/2/08) (W, 84-81)

Opp: 43, vs. Hofstra (11/9/21) (W, 83-75 OT)

Attempted 35+ 3-pointers

UH: 35, vs. ULM (11/6/23) (W, 84-31)

Opp: 38, at #21/19 BYU (1/23/24) (W, 75-68)

Attempted 30+ 3-pointers

UH: 30, vs. Jackson State (12/9/23) (W, 89-55)

Opp: 38, at #21/19 BYU (1/23/24) (W, 75-68)

Attempted 25+ 3-pointers

UH: 26, vs. rv/—Texas (2/17/24) (W, 82-61)

Opp: 38, at #21/19 BYU (1/23/24) (W, 75-68)

Attempted 20+ 3-pointers

UH: 26, vs. rv/—Texas (2/17/24) (W, 82-61)

Opp: 20, at Cincinnati (2/10/24) (W, 67-62)

Attempted 15+ 3-pointers

UH: 26, vs. rv/—Texas (2/17/24) (W, 82-61)

Opp: 16, vs. rv/—Texas (2/17/24) (W, 82-61)

3-Point Field Goal Percentage

Shot 60 percent or higher from 3-pt line

UH: 66.7 (16-24), vs. east Carolina (1/23/19)
(W, 94-50)

Opp: 53.6 (15-28), at #18/14 Louisville (1/16/14)
(L, 52-91)

Shot 50 percent or higher from 3-pt line

UH: 50.0 (9-18), vs. West Virginia (1/6/24)
(W, 89-55)

Opp: 50.0 (9-18), vs. Stetson (11/13/23) (W, 79-48)

Shot 45 percent or higher from 3-pt line

UH: 47.1 (8-17), vs. #25/25 Texas Tech (1/17/24)
(W, 77-54)

Opp: 46.2 (6-13), at #8/9 Kansas (2/3/24)

(L, 65-78)

Shot 40 percent or higher from 3-pt line

UH: 40.0 (6-15), vs. Oklahoma State (2/6/24)
(W, 79-63)

Opp: 46.2 (6-13), at #8/9 Kansas (2/3/24)

(L, 65-78)

Shot 30 percent or higher from 3-pt line

UH: 34.8 (8-23), vs. rv/—Texas (2/17/24)
(W, 82-61)

Opp: 33.3 (6-18), vs. rv/—Texas (2/17/24)

(W, 82-61)

Shot 10 percent or less from 3-pt line

UH: 5.0 (1-20), vs. #6/5 Villanova,
NCAA Tournament Elite Eight (3/26/22) (L, 44-50)

Opp: 5.6 (1-18), vs. Norfolk State (11/29/22)

(W, 100-52)

Free Throws Made

Made 40+ free throws

UH: 40, vs. Southwestern (12/12/77)

Opp: 42, vs. Texas Tech, SWC Classic (3/10/94)
(L, 86-110)

Made 35+ free throws

UH: 35, vs. Southern Miss (1/23/02)

Opp: 36, vs. Wyoming, Global Sports Classic
Championship Round (12/22/15)

Made 30+ free throws

UH: 31, vs. South Carolina (12/5/20) (W, 77-67)

Opp: 36, vs. Wyoming, Global Sports Classic
Championship Round (12/22/15)

Made 25+ free throws

UH: 31, vs. South Carolina (12/5/20) (W, 77-67)

Opp: 25, at UConn (3/5/20) (L, 71-77)

Made 20+ free throws

UH: 23, vs. rv/rv Kansas State (1/27/24)
(W, 74-52)

Opp: 24, vs. Oklahoma State (2/6/24) (W, 79-63)

Made 10 or fewer free throws

UH: 10, at Cincinnati (2/10/24) (W, 67-62)

Opp: 10, at #8/9 Kansas (2/3/24) (L, 65-78)

Made 5 or fewer free throws

UH: 3, vs. #25/25 Texas Tech (1/17/24) (W, 77-54)

Opp: 3, vs. Stetson (11/13/23) (W, 79-48)

Made 3 or fewer free throws

UH: 3, vs. #25/25 Texas Tech (1/17/24) (W, 77-54)

Opp: 3, vs. Stetson (11/13/23) (W, 79-48)

Made 2 or fewer free throws

UH: 1, at Oklahoma State (12/8/18) (W, 63-53)

Opp: 2, vs. McNeese (12/21/22) (W, 83-44)

Made 1 or fewer free throws

UH: 1, at Oklahoma State (12/8/18) (W, 63-53)

Opp: 1, vs. Rice (1/9/91) (W, 80-73)

Made 0 free throws

UH: 0, at TCU (1/19/05) (L, 51-58)

Opp: Has not happened

Free Throws Attempts

Attempted 50+ free throws

UH: 53, vs. Southwestern (12/12/77)

Opp: 50, at Tulsa (2/16/13) (L, 92-101, 3OT)

Attempted 45+ free throws

UH: 45, vs. Texas Southern (12/23/00) (L, 68-71)

Opp: 46, vs. Wyoming, Global Sports Classic
Championship Round (12/22/15)

Attempted 40+ free throws

UH: 43, vs. Houston Baptist (12/16/14) (W, 83-76)

Opp: 41, at USF (1/19/19) (W, 69-60)

Attempted 35+ free throws

UH: 38, vs. South Carolina (12/5/20) (W, 77-67)

Opp: 37, vs. Oklahoma State (2/6/24) (W, 79-63)

Attempted 30+ free throws

UH: 34, vs. rv/rv Kansas State (1/27/24)

(W, 74-52)

Opp: 37, vs. Oklahoma State (2/6/24) (W, 79-63)

Attempted 10 or fewer free throws

UH: 10, at #8/9 Kansas (2/3/24) (L, 65-78)

Opp: 10, at #21/19 BYU (1/23/24) (W, 75-68)

Attempted 5 or fewer free throws

UH: 3, vs. #25/25 Texas Tech (1/17/24) (W, 77-54)

Opp: 5, vs. Stetson (11/13/23) (W, 79-48)

Attempted 3 or fewer free throws

UH: 3, vs. #25/25 Texas Tech (1/17/24) (W, 77-54)

Opp: 2, vs. TCU (2/1/85) (L, 80-85)

THE LAST TIME...

Attempted 2 or fewer free throws

UH: 2, at Oklahoma State (12/8/18) (W, 63-53)
Opp: 2, vs. TCU (2/1/85) (L, 80-85)

Attempted 1 or fewer free throws

UH: 1, vs. SMU (2/16/11) (L, 51-65)
Opp: Has not happened

Free Throw Percentage

Shot 100 percent from FT line

UH: 100.0 (3-3), vs. #25/25 Texas Tech (1/17/24) (W, 77-54)
Opp: 100.0 (15-15), vs. #6/5 Villanova, NCAA Tournament Elite Eight (3/26/22) (L, 44-50)

Shot 90 percent or higher from FT line

UH: 100.0 (3-3), vs. #25/25 Texas Tech (1/17/24) (W, 77-54)
Opp: 90.0 (9-10), vs. Northern Kentucky, NCAA Tournament First Round (3/16/23) (W, 63-52)

Shot 80 percent or higher from FT line

UH: 100.0 (3-3), vs. #25/25 Texas Tech (1/17/24) (W, 77-54)
Opp: 81.8 (18-22), at rv/rv Iowa State (1/9/24) (L, 53-57)

Shot 70 percent or higher from FT line

UH: 71.4 (10-14), at Cincinnati (2/10/24) (W, 67-62)
Opp: 72.0 (18-25), at Cincinnati (2/10/24) (W, 67-62)

Shot 60 percent or higher from FT line

UH: 61.5 (16-26), vs. rv/- Texas (2/17/24) (W, 82-61)
Opp: 68.8 (11-16), vs. rv/- Texas (2/17/24) (W, 82-61)

Shot 50 percent or less from FT line

UH: 50.0 (12-24), vs. Utah, Shriners Childrens Charleston Classic Semifinals (11/17/23) (W, 76-66)
Opp: 46.7 (7-15), vs. #25/25 Texas Tech (1/17/24) (W, 77-54)

Shot 40 percent or less from FT line

UH: 36.4 (4-11), at #8/8 Cincinnati (1/31/18) (L, 70-80)
Opp: 35.3 (6-17), vs. ULM (11/6/23) (W, 84-31)

Rebounds

Had 60+ Rebounds

UH: 62, vs. Morgan State (11/22/14) (W, 72-57)
Opp: 65, vs. Georgetown (St. Petersburg, Fla.) (12/29/90) (L, 51-63)

Had 50+ Rebounds

UH: 54, vs. Texas A&M-Corpus Christi (11/11/23) (W, 82-50)
Opp: 51, vs. UConn (2/1/15) (W, 70-68)

Had 40+ Rebounds

UH: 45, vs. rv/- Texas (2/17/24) (W, 82-61)
Opp: 40, at #8/9 Kansas (2/3/24) (L, 65-78)

Had 30+ Rebounds

UH: 45, vs. rv/- Texas (2/17/24) (W, 82-61)
Opp: 34, vs. rv/- Texas (2/17/24) (W, 82-61)

Had 20 or fewer Rebounds

UH: 18, vs. Southeastern Louisiana (12/18/04) (W, 68-61)
Opp: 19, at East Carolina (2/27/19) (W, 99-65)

Assists

Recorded 35+ assists

UH: 35, vs. SMU (1/8/83) (W, 105-71)
Opp: Has not happened

Recorded 30+ assists

UH: 31, vs. ECU (2/25/18) (W, 109-58)
Opp: 30, at Charlotte (12/28/98) (L, 75-105)

Recorded 25+ assists

UH: 26, vs. Norfolk State (11/29/22) (W, 100-52)
Opp: 25, at rv/rv SMU (1/21/17) (L, 64-85)

Recorded 20+ assists

UH: 22, vs. Tulane (2/22/23) (W, 89-59)
Opp: 20, at #8/9 Kansas (2/3/24) (L, 65-78)

Recorded 15+ assists

UH: 15, at rv/rv TCU (1/13/24) (L, 67-68)
Opp: 20, at #8/9 Kansas (2/3/24) (L, 65-78)

Recorded 10+ assists

UH: 12, vs. rv/- Texas (2/17/24) (W, 82-61)
Opp: 20, at #8/9 Kansas (2/3/24) (L, 65-78)

Recorded 5 or fewer assists

UH: 3, vs. East Carolina (1/22/22) (W, 79-36)
Opp: 5, vs. Oklahoma State (2/6/24) (W, 79-63)

Recorded 3 or fewer assists

UH: 3, vs. Boise State (11/27/20) (W, 68-58)
Opp: 3, vs. Saint Joseph's, Veterans Classic (11/11/22) (W, 81-55)

Blocked Shots

Recorded 15+ blocks

UH: 15, vs. #13 Villanova (3/27/83), NCAA Tournament Midwest Regional championship (W, 89-71)
Opp: Has not happened

Recorded 10+ blocks

UH: 10, vs. rv/rv Texas A&M, The Halal Guys Showcase (12/16/23) (W, 70-66)
Opp: 10, at Cincinnati (2/1/20) (L, 62-64)

Recorded 5+ blocks

UH: 7, vs. rv/- Texas (2/17/24) (W, 82-61)
Opp: 5, vs. rv/rv Kansas State (1/27/24) (W, 74-52)

Recorded 0 blocks

UH: 0, at Tulane (2/23/22) (W, 81-67)
Opp: 0, at #21/19 BYU (1/23/24) (W, 75-68)

Steals

Recorded 20+ steals

UH: 22, vs. McNeese (12/31/05) (W, 78-67)
Opp: 21, vs. Texas (1/29/94 L, 78-110)

Recorded 15+ steals

UH: 14, vs. Penn (12/30/23) (W, 81-42)
Opp: 18, vs. Arkansas-Pine Bluff, Continental Tire Las Vegas Classic Regional Round (12/17/14) (L, 56-61 OT)

Recorded 10+ steals

UH: 13, vs. rv/- Texas (2/17/24) (W, 82-61)
Opp: 12, vs. North Carolina A&T, Coaches vs. Racism HBCU Roundball Classic (12/13/22) (W, 74-46)

Recorded 5+ steals

UH: 13, vs. rv/- Texas (2/17/24) (W, 82-61)
Opp: 5, vs. rv/- Texas (2/17/24) (W, 82-61)

Turnovers

Recorded 30+ turnovers

UH: NA
Opp: 30, vs. Louisiana College (11/19/12) (W, 106-59)

Recorded 25+ turnovers

UH: 26, vs. Nicholls (11/12/10) (W, 63-62 OT)
Opp: 27, vs. Texas State (12/21/23) (W, 72-37)

Recorded 20+ turnovers

UH: 23, vs. Kent State (11/26/22) (W, 49-44)
Opp: 22, vs. Penn (12/30/23) (W, 81-42)

Recorded 15+ turnovers

UH: 16, at rv/rv Iowa State (1/9/24) (L, 53-57)
Opp: 17, vs. Oklahoma State (2/6/24) (W, 79-63)

Recorded 10+ turnovers

UH: 10, vs. Oklahoma State (2/6/24) (W, 79-63)
Opp: 14, vs. rv/- Texas (2/17/24) (W, 82-61)

Recorded 5 or fewer turnovers

UH: 5, at Cincinnati (2/10/24) (W, 67-62)
Opp: 4, at Tulane (2/23/22) (W, 81-67)

Recorded 3 or fewer turnovers

UH: 3, at #8/9 Kansas (2/3/24) (L, 65-78)
Opp: NA

Recorded 2 or fewer turnovers

UH: 1, vs. UConn (2/1/15) (W, 70-68)
Opp: NA

Fouls

Recorded 36+ fouls

UH: 36, vs. Tulsa (2/16/13) (L, 92-101)
Opp: NA

Recorded 35+ fouls

UH: 35, vs. Wyoming, Global Sports Classic Third/Championship Rounds (12/22/15) (W, 94-89 2OT)
Opp: NA

Recorded 30+ fouls

UH: 33, at USF (1/19/19) (W, 69-60)
Opp: 30, vs. UConn (1/23/20) (W, 63-59)

Recorded 25+ fouls

UH: 25, vs. Oklahoma State (2/6/24) (W, 79-63)
Opp: 25, vs. Oklahoma State, Hoop Hype XL (11/30/21) (W, 72-61)

Recorded 20+ fouls

UH: 20, at Cincinnati (2/10/24) (W, 67-62)
Opp: 21, vs. rv/rv Kansas State (1/27/24) (W, 74-52)

Recorded 15+ fouls

UH: 16, vs. rv/- Texas (2/17/24) (W, 82-61)
Opp: 19, vs. rv/- Texas (2/17/24) (W, 82-61)

Recorded 12 or fewer fouls

UH: 12, at #8/9 Kansas (2/3/24) (L, 65-78)
Opp: 10, at #8/9 Kansas (2/3/24) (L, 65-78)

Recorded 10 or fewer fouls

UH: 10, vs. Dayton, Shriners Childrens Charleston Classic Title Game (11/19/23) (W, 69-55)
Opp: 10, at #8/9 Kansas (2/3/24) (L, 65-78)

Recorded 8 or fewer fouls

UH: 4, vs. McNeese (12/21/22) (W, 83-44)
Opp: 8, vs. Our Lady of the Lake (2/6/21) (W, 112-46)

THE LAST TIME...

A PLAYER...

Triple-Doubles

Recorded a triple-double

UH: DeJon Jarreau (15 pts., 10 rebs., 10 asts.), vs. Tulane, American Championship Quarterfinals (3/12/21) (W, 77-52)
Opp: Jalen James (12 pts., 13 rebs., 10 asts.), vs. San Jose State (12/7/13) (L, 68-72)

Double-Doubles

Recorded a points-rebounds double-double

UH: Jamal Shead (16 pts, 11 rebs), vs. rv/—Texas (2/17/24) (W, 77-52)
Opp: John Newman III (10 pts., 10 rebs.), at Cincinnati (2/10/24) (W, 67-62)

Recorded a points-assists double-double

UH: Jamal Shead (29 pts, 10 asts), vs. #25/25 Texas Tech (1/17/24) (W, 77-54)
Opp: Davion Mitchell (12 pts, 11 asts), vs. #3/3 Baylor, NCAA Tournament Final Four (4/4/21) (L, 59-78)

Had two players record a double-double

UH: Josh Carlton (23 pts, 11 rebs), Kyler Edwards (11 pts, 10 rebs), at Wichita State (2/20/22) (W, 76-74 2OT)
Opp: KJ Lawson, (28 pts, 16 rebs), Dedric Lawson (18 pts, 10 rebs), vs. Memphis (1/19/17) (L, 67-70 OT)

Had three players record a double-double

UH: J'Wan Roberts (10 pts, 11 rebs), Kiyron Powell (11 pts, 13 rebs), Jamal Shead (20 pts, 11 asts), vs. Our Lady of the Lake (2/6/21) (W, 112-46)
Opp: NA

Recorded four straight double-doubles

UH: TaShawn Thomas (24 pts, 17 rebs, at George Mason, CBI Quarterfinals; 15 pts., 10 rebs., vs. Texas, CBI First Round, 3/20/13; 15 pts., 11 rebs., vs. UTEP, C-USA Championship Quarterfinals, 3/14/13; 16 pts, 10 rebs., vs. Rice, C-USA Championship First Round, 3/13/13)

Recorded three straight double-doubles

UH: Devonta Pollard (17 pts, 10 rebs), vs. Houston Baptist (12/16/14) (W, 83-76); (22 pts, 10 rebs), vs. Abilene Christian (12/6/14) (W, 71-59); (10 pts., 10 rebs.), vs. UT Rio Grande Valley (12/4/14) (W, 71-59)

Recorded consecutive double-doubles

UH: J'Wan Roberts (11 pts, 12 rebs), vs. Northern Kentucky, NCAA Tournament First Round (3/16/23) (W, 63-52) (12 pts, 20 rebs.), vs. Memphis, The American Championship Title Game (3/12/23) (L, 65-75)

Points Scored

Scored 60+ points

UH: 62, Elvin Hayes, vs. Valparaiso (2/24/68) (W, 158-81)
Opp: Has not happened

Scored 55+ points

UH: 62, Elvin Hayes, vs. Valparaiso (2/24/68) (W, 158-81)
Opp: Has not happened

Scored 50+ points

UH: 52, Robert McKiver, vs. Southern Miss (2/27/08)
Opp: 50, Ron Schlieman, North Dakota State (12/7/67)

Scored 45+ points

UH: 52, Robert McKiver, vs. Southern Miss (2/27/08)
Opp: 50, Ron Schlieman, vs. North Dakota State (12/7/67)

Scored 40+ points

UH: 52, Robert McKiver, vs. Southern Miss (2/27/08)
Opp: 42, Russ Smith, #5/5 Louisville, American Championship Semifinals (3/14/14) (L, 65-94)

Scored 35+ points

UH: 39, Rob Gray, vs. San Diego State, NCAA Tournament First Round, (3/16/18) (W, 67-65)
Opp: 42, Russ Smith, #5/5 Louisville, American Championship Semifinals (3/14/14) (L, 65-94)

Scored 30+ points

UH: 30, Marcus Sasser, vs. East Carolina, The American Championship Quarterfinals, (3/10/23) (W, 60-46)
Opp: 34, Wade Taylor IV, vs. rv/rv Texas A&M, The Halal Guys Showcase (12/16/23) (W, 70-66)

Scored 25+ points

UH: 26, LJ Cryer, vs. rv/—Texas (2/17/24) (W, 82-61)
Opp: 34, Wade Taylor IV, vs. rv/rv Texas A&M, The Halal Guys Showcase (12/16/23) (W, 70-66)

Scored 20+ points

UH: 26, LJ Cryer, vs. rv/—Texas (2/17/24) (W, 82-61)
Opp: 20, Hunter Dickinson, at #8/9 Kansas (2/3/24) (L, 65-78)

Scored 20+ points in first half

UH: 20, Fabian White Jr., vs. Cincinnati (3/1/22) (W, 71-53)
Opp: 20, Kendrick Davis, vs. Memphis, The American Championship Title Game (3/12/23) (L, 65-75)

30-Point Game Streaks

Scored 30+ points in 3+ straight games

UH: 3, Aubrey Coleman (37, vs. Marshall, 1/30/10; 32, at Memphis, 1/23/10; 30, vs. UCF, 1/20/10)

Scored 30+ points in 2+ straight games

UH: 2, Damyean Dotson, 32, at Tulane (2/8/17) (W, 91-62); 31, vs. UCF (2/1/17) (W, 82-64)

20-Point Game Streaks

Scored 20+ points in 8+ straight games

UH: 11, Aubrey Coleman 29, at WKU (2/9/10) (W, 74-72) 22, vs. Southern Miss (2/6/10) (L, 55-57) 23, at UTEP (2/3/10) (L, 58-65) 37, vs. Marshall (1/30/10) (W, 81-66) 32, at Memphis (1/23/10) (L, 77-92) 30, vs. UCF (1/20/10) (L, 71-78) 25, at East Carolina (1/16/10) (W, 74-55) 22, vs. UTEP (1/13/10) (W, 75-65) 25, vs. Tulsa (1/9/10) (L, 80-86) 22, at Rice (1/6/10) (W, 83-66) 28, at Iowa State (1/3/10) (L, 75-82, 20T)

Scored 20+ points in 7+ straight games

UH: 11, Aubrey Coleman 29, at WKU (2/9/10) (W, 74-72) 22, vs. Southern Miss (2/6/10) (L, 55-57) 23, at UTEP (2/3/10) (L, 58-65) 37, vs. Marshall (1/30/10) (W, 81-66) 32, at Memphis (1/23/10) (L, 77-92) 30, vs. UCF (1/20/10) (L, 71-78) 25, at East Carolina (1/16/10) (W, 74-55) 22, vs. UTEP (1/13/10) (W, 75-65) 25, vs. Tulsa (1/9/10) (L, 80-86) 22, at Rice (1/6/10) (W, 83-66) 28, at Iowa State (1/3/10) (L, 75-82, 20T)

Scored 20+ points in 6+ straight games

UH: 6, Marcus Sasser 22, vs. Wichita State (3/2/23) (W, 83-66) 22, at East Carolina (2/25/23) (W, 76-57) 22, vs. Tulane (2/22/23) (W, 89-59) 20, vs. Memphis (2/19/23) (W, 72-64) 20, at SMU (2/16/23) (W, 80-65) 25, vs. Tulsa (2/8/23) (W, 80-42)

Scored 20+ points in 5+ straight games

UH: 6, Marcus Sasser 22, vs. Wichita State (3/2/23) (W, 83-66) 22, at East Carolina (2/25/23) (W, 76-57) 22, vs. Tulane (2/22/23) (W, 89-59) 20, vs. Memphis (2/19/23) (W, 72-64) 20, at SMU (2/16/23) (W, 80-65) 25, vs. Tulsa (2/8/23) (W, 80-42)

Scored 20+ points in 4+ straight games

UH: 5, Marcus Sasser 22, at East Carolina (2/25/23) (W, 76-57) 22, vs. Tulane (2/22/23) (W, 89-59) 20, vs. Memphis (2/19/23) (W, 72-64) 20, at SMU (2/16/23) (W, 80-65) 25, vs. Tulsa (2/8/23) (W, 80-42)

Scored 20+ points in 3+ straight games

UH: 5, Marcus Sasser 22, at East Carolina (2/25/23) (W, 76-57) 22, vs. Tulane (2/22/23) (W, 89-59) 20, vs. Memphis (2/19/23) (W, 72-64) 20, at SMU (2/16/23) (W, 80-65) 25, vs. Tulsa (2/8/23) (W, 80-42)

Scored 20+ points in 2+ straight games

UH: 2, Emanuel Sharp 21, vs. rv/rv Texas A&M, The Halal Guys Showcase (12/16/23) (W, 70-66) 21, vs. Jackson State (12/9/23) (W, 89-55)

Double-Digit Scorers

Had 7+ players score in double digits

UH: Lamar Roberson (25), Oliver Lafayette (19), Jahmar Thorpe (15), Ramon Dyer (14), Corey Bloom (13), Sergio de Randamie (11), Tristan Martin (10), vs. Florida Tech (11/22/05) (W, 131-62)
Opp: NA

Had 6+ players score in double digits

UH: Quentin Grimes (18), Tramon Mark (15), Marcus Sasser (14), Fabian White Jr. (12), Justin Gorham (10), Brison Gresham (10), vs. Cleveland State, NCAA Tournament First Round (3/19/21) (W, 87-56)
Opp: Julian Washburn (20), Jacques Streeter (13), Konner Tucker (12), McKenzie Moore (11), Cedrick Lang (10), Jalen Ragland, vs. UTEP, C-USA Championship Quarterfinals (3/14/13) (L, 69-80)

Had 5+ players score in double digits

UH: LJ Cryer (16), Jamal Shead (14), Joseph Tugler (13), Emanuel Sharp (12), Damian Dunn (11), vs. Penn (12/30/23) (W, 81-42)
Opp: Nijel Pack (26), Isaiah Wong (20), Jordan Miller (13), Norchad Omier (12), Wooga Poplar (11), vs. #16/15 Miami (Fla.), NCAA Tournament Sweet 16 (3/24/23) (L, 75-89)

Had 0 players score in double digits

UH: NA
Opp: vs. Texas State (12/21/23) (W, 72-37)

20-Point Scorers

Had 2+ 20-point scorers

UH: Emanuel Sharp (20), LJ Cryer (21) vs. Jackson State (12/9/23) (W, 89-55)
Opp: Kendrick Davis (22), Marcus Weathers (20), at —rv SMU (2/9/22) (L, 83-85)

Had 3+ 20-point scorers

UH: Cameron Tyson (32), Tramon Mark (22), Jamal Shead (20), vs. Our Lady of the Lake (2/6/21) (W, 112-46)
Opp: Nijel Pack (26), Isaiah Wong (20), vs. #16/15 Miami (Fla.), NCAA Tournament Sweet 16 (3/24/23) (L, 75-89)

Field Goals Made

Made 15+ field goals

UH: 16, Aubrey Coleman, at Marshall (2/18/09) (L, 83-88)
Opp: 15, Craig Brackins, at Iowa State (12/28/08) (L, 67-71)

Made 10-14 field goals

UH: 10, J'Wan Roberts, at Cincinnati (2/10/24) (W, 67-62)
Opp: 10, Wade Taylor IV, vs. Texas A&M, The Halal Guys Showcase (12/16/23) (W, 70-66)

THE LAST TIME...

Field Goal Attempts

Attempted 30+ field goals

UH: 31, Aubrey Coleman, vs. Mississippi State (12/19/09)

Opp: NA

Attempted 25-29 field goals

UH: 22, Jamal Shead, at Cincinnati (2/10/24) (W, 67-62)

Opp: 25, Jarron Cumberland, vs. #25/23 Cincinnati (2/10/19) (W, 65-58)

Attempted 20-24 field goals

UH: 20, LJ Cryer, at #8/9 Kansas (2/3/24) (L, 65-78)

Opp: 22, Wade Taylor IV, vs. Texas A&M, The Halal Guys Showcaase (12/16/23) (W, 70-66)

Attempted 15-19 field goals

UH: 15, J'Wan Roberts, at Cincinnati (2/10/24) (W, 67-62)

Opp: 15, Hunter Dickinson, at #8/9 Kansas (2/3/24) (L, 65-78)

Rebounds

Recorded 30+ rebounds

UH: 37, Elvin Hayes, vs. Centenary (2/10/68)

Opp: Has not happened

Recorded 25+ rebounds

UH: 25, Hakeem Olajuwon, vs. Texas Tech (1/12/84)

Opp: 26, by Tom Owens, South Carolina (2/22/71)

Recorded 20+ rebounds

UH: 20, J'Wan Roberts, vs. Memphis, The American Championship Title Game (3/12/23) (L, 65-75)

Opp: 20, Adrick McKinney, at TCU (12/4/12) (W, 54-48)

Recorded 15+ rebounds

UH: 20, J'Wan Roberts, vs. Memphis, The American Championship Title Game (3/12/23) (L, 65-75)

Opp: 19, Ezra Ausar, vs. East Carolina, The American Championship Quarterfinals, (3/10/23) (W, 60-46)

Recorded 10+ rebounds

UH: 11, Jamal Shead, vs. rv/- Texas (2/17/24) (W, 82-61)

Opp: 10, John Newman III, at Cincinnati (2/10/24) (W, 67-62)

Rebounding Streaks

Recorded 10+ rebounds in 15+ straight games

UH: 15, Hakeem Olajuwon, 1982-83

13, vs. Villanova (3/27/83) (W, 89-71)

22, vs. Louisville (4/2/83) (W, 94-81)

18, vs. NC State (4/4/83) (L, 52-54)

1983-84

13, vs. NC State (11/19/83) (L, 64-76)

15, Kansas (11/26/83) (W, 91-76)

11, at Mississippi State (11/30/83) (W, 68-62)

18, Biscayne (12/3/83) (W, 69-51)

10, at LSU (12/6/83) (W, 100-91)

13, St. Mary's (Texas) (12/10/83) (W, 71-55)

10, Stetson (12/16/83) (W, 92-71)

17, Princeton (12/17/83) (W, 65-40)

11, Texas Lutheran (12/19/83) (W, 129-65)

13, at UC Santa Barbara (12/21/83) (W, 89-79)

13, vs. Louisville (12/25/83) (W, 76-73)

17, vs. Fresno State (12/26/83) (L, 61-68)

Recorded 10+ rebounds in 14+ straight games

UH: 15, Hakeem Olajuwon, 1982-83

13, vs. Villanova (3/27/83) (W, 89-71)

22, vs. Louisville (4/2/83) (W, 94-81)

18, vs. NC State (4/4/83) (L, 52-54)

1983-84

13, vs. NC State (11/19/83) (L, 64-76)

15, Kansas (11/26/83) (W, 91-76)

11, at Mississippi State (11/30/83) (W, 68-62)

18, Biscayne (12/3/83) (W, 69-51)

10, at LSU (12/6/83) (W, 100-91)

13, St. Mary's (Texas) (12/10/83) (W, 71-55)

10, Stetson (12/16/83) (W, 92-71)

17, Princeton (12/17/83) (W, 65-40)

11, Texas Lutheran (12/19/83) (W, 129-65)

13, at UC Santa Barbara (12/21/83) (W, 89-79)

13, vs. Louisville (12/25/83) (W, 76-73)

17, vs. Fresno State (12/26/83) (L, 61-68)

Recorded 10+ rebounds in 13+ straight games

UH: 15, Hakeem Olajuwon, 1982-83

13, vs. Villanova (3/27/83) (W, 89-71)

22, vs. Louisville (4/2/83) (W, 94-81)

18, vs. NC State (4/4/83) (L, 52-54)

1983-84

13, vs. NC State (11/19/83) (L, 64-76)

15, Kansas (11/26/83) (W, 91-76)

11, at Mississippi State (11/30/83) (W, 68-62)

18, Biscayne (12/3/83) (W, 69-51)

10, at LSU (12/6/83) (W, 100-91)

13, St. Mary's (Texas) (12/10/83) (W, 71-55)

10, Stetson (12/16/83) (W, 92-71)

17, Princeton (12/17/83) (W, 65-40)

11, Texas Lutheran (12/19/83) (W, 129-65)

13, at UC Santa Barbara (12/21/83) (W, 89-79)

13, vs. Louisville (12/25/83) (W, 76-73)

17, vs. Fresno State (12/26/83) (L, 61-68)

Recorded 10+ rebounds in 12+ straight games

UH: 15, Hakeem Olajuwon, 1982-83

13, vs. Villanova (3/27/83) (W, 89-71)

22, vs. Louisville (4/2/83) (W, 94-81)

18, vs. NC State (4/4/83) (L, 52-54)

1983-84

13, vs. NC State (11/19/83) (L, 64-76)

15, Kansas (11/26/83) (W, 91-76)

11, at Mississippi State (11/30/83) (W, 68-62)

18, Biscayne (12/3/83) (W, 69-51)

10, at LSU (12/6/83) (W, 100-91)

13, St. Mary's (Texas) (12/10/83) (W, 71-55)

10, Stetson (12/16/83) (W, 92-71)

17, Princeton (12/17/83) (W, 65-40)

11, Texas Lutheran (12/19/83) (W, 129-65)

13, at UC Santa Barbara (12/21/83) (W, 89-79)

13, vs. Louisville (12/25/83) (W, 76-73)

17, vs. Fresno State (12/26/83) (L, 61-68)

Recorded 10+ rebounds in 11+ straight games

UH: 15, Hakeem Olajuwon, 1982-83

13, vs. Villanova (3/27/83) (W, 89-71)

22, vs. Louisville (4/2/83) (W, 94-81)

18, vs. NC State (4/4/83) (L, 52-54)

1983-84

13, vs. NC State (11/19/83) (L, 64-76)

15, Kansas (11/26/83) (W, 91-76)

11, at Mississippi State (11/30/83) (W, 68-62)

18, Biscayne (12/3/83) (W, 69-51)

10, at LSU (12/6/83) (W, 100-91)

13, St. Mary's (Texas) (12/10/83) (W, 71-55)

10, Stetson (12/16/83) (W, 92-71)

17, Princeton (12/17/83) (W, 65-40)

11, Texas Lutheran (12/19/83) (W, 129-65)

13, at UC Santa Barbara (12/21/83) (W, 89-79)

13, vs. Louisville (12/25/83) (W, 76-73)

17, vs. Fresno State (12/26/83) (L, 61-68)

18, Biscayne (12/3/83) (W, 69-51)

10, at LSU (12/6/83) (W, 100-91)

13, St. Mary's (Texas) (12/10/83) (W, 71-55)

10, Stetson (12/16/83) (W, 92-71)

17, Princeton (12/17/83) (W, 65-40)

11, Texas Lutheran (12/19/83) (W, 129-65)

13, at UC Santa Barbara (12/21/83) (W, 89-79)

13, vs. Louisville (12/25/83) (W, 76-73)

17, vs. Fresno State (12/26/83) (L, 61-68)

Recorded 10+ rebounds in 10+ straight games

UH: 15, Hakeem Olajuwon, 1982-83

13, vs. Villanova (3/27/83) (W, 89-71)

22, vs. Louisville (4/2/83) (W, 94-81)

18, vs. NC State (4/4/83) (L, 52-54)

1983-84

13, vs. NC State (11/19/83) (L, 64-76)

15, Kansas (11/26/83) (W, 91-76)

11, at Mississippi State (11/30/83) (W, 68-62)

18, Biscayne (12/3/83) (W, 69-51)

10, at LSU (12/6/83) (W, 100-91)

13, St. Mary's (Texas) (12/10/83) (W, 71-55)

10, Stetson (12/16/83) (W, 92-71)

17, Princeton (12/17/83) (W, 65-40)

11, Texas Lutheran (12/19/83) (W, 129-65)

13, at UC Santa Barbara (12/21/83) (W, 89-79)

13, vs. Louisville (12/25/83) (W, 76-73)

17, vs. Fresno State (12/26/83) (L, 61-68)

Recorded 10+ rebounds in 9+ straight games

UH: 9, Justin Gorham, 1982-83

11, at ECU (2/3/21) (L, 73-82)

17, vs. SMU (1/31/21) (W, 70-48)

15, at Tulane (1/28/21) (W, 83-60)

10, at Temple (1/23/21) (W, 68-51)

11, vs. Tulsa (1/17/21) (W, 86-59)

10, vs. UCF (1/17/21) (W, 75-58)

11, vs. Tulane (1/9/21) (W, 71-50)

10, vs. Wichita State (1/6/21) (W, 70-63)

19, at rv/rv SMU (1/3/21) (W, 74-60)

Recorded 10+ rebounds in 8+ straight games

UH: 9, Justin Gorham, 1982-83

11, at ECU (2/3/21) (L, 73-82)

17, vs. SMU (1/31/21) (W, 70-48)

15, at Tulane (1/28/21) (W, 83-60)

10, at Temple (1/23/21) (W, 68-51)

11, vs. Tulsa (1/17/21) (W, 86-59)

10, vs. UCF (1/17/21) (W, 75-58)

11, vs. Tulane (1/9/21) (W, 71-50)

10, vs. Wichita State (1/6/21) (W, 70-63)

19, at rv/rv SMU (1/3/21) (W, 74-60)

Recorded 10+ rebounds in 7+ straight games

UH: 9, Justin Gorham, 1982-83

11, at ECU (2/3/21) (L, 73-82)

17, vs. SMU (1/31/21) (W, 70-48)

15, at Tulane (1/28/21) (W, 83-60)

10, at Temple (1/23/21) (W, 68-51)

11, vs. Tulsa (1/17/21) (W, 86-59)

10, vs. UCF (1/17/21) (W, 75-58)

11, vs. Tulane (1/9/21) (W, 71-50)

10, vs. Wichita State (1/6/21) (W, 70-63)

19, at rv/rv SMU (1/3/21) (W, 74-60)

Recorded 10+ rebounds in 6 straight games

UH: 9, Justin Gorham, 1982-83

11, at ECU (2/3/21) (L, 73-82)

17, vs. SMU (1/31/21) (W, 70-48)

15, at Tulane (1/28/21) (W, 83-60)

10, at Temple (1/23/21) (W, 68-51)

11, vs. Tulsa (1/17/21) (W, 86-59)

10, vs. UCF (1/17/21) (W, 75-58)

11, vs. Tulane (1/9/21) (W, 71-50)

10, vs. Wichita State (1/6/21) (W, 70-63)

19, at rv/rv SMU (1/3/21) (W, 74-60)

Recorded 10+ rebounds in 5 straight games

UH: 9, Justin Gorham, 1982-83

11, at ECU (2/3/21) (L, 73-82)

17, vs. SMU (1/31/21) (W, 70-48)

15, at Tulane (1/28/21) (W, 83-60)

10, at Temple (1/23/21) (W, 68-51)

11, vs. Tulsa (1/17/21) (W, 86-59)

10, vs. UCF (1/17/21) (W, 75-58)

11, vs. Tulane (1/9/21) (W, 71-50)

10, vs. Wichita State (1/6/21) (W, 70-63)

19, at rv/rv SMU (1/3/21) (W, 7

THE LAST TIME...

Scoring & Rebounding

Recorded 30+ pts/10+ rebs.

UH: Josh Carlton (30 pts., 11 rebs.), at South Florida (1/5/22) (W, 83-66)

Opp: Steven Pledger (31 pts., 10 rebs.) vs. Oklahoma (12/17/11) (L, 74-79) (played in Little Rock, Ark.)

Recorded 20+ pts/20+ rebs.

UH: TaShawn Thomas (21 pts., 20 rebs.), vs. Florida A&M (11/9/12)

Opp: Kurt Thomas, TCU (26 pts., 20 rebs.) (3/9/95)

Recorded 20+ pts/15+ rebs.

UH: Nate Hinton (20 pts., 16 rebs.), vs. UCF (1/3/20) (W, 78-63)

Opp: Jayden Gardner (21 pts., 15 rebs.), at ECU (2/3/21) (L, 73-82)

Scoring & Assists

Recorded 25+ pts/10+ asts

UH: Jamal Shead (29 pts., 10 asts.), vs. #25/25 Texas Tech (1/17/24) (W, 77-54)

Opp: NA

Recorded 20+ pts/10+ asts

UH: Jamal Shead (29 pts., 10 asts.), vs. #25/25 Texas Tech (1/17/24) (W, 77-54)

Opp: NA

3-Point Field Goals Made

Made 10+ 3-pointers

UH: 10, Cameron Tyson, vs. Our Lady of the Lake (2/6/21) (W, 112-46)

Opp: 11, by Dennis Scott, Georgia Tech (12/28/88)

Made 9+ 3-pointers

UH: 9, Cameron Tyson, at Tulane (1/28/21) (W, 83-60)

Opp: 11, by Dennis Scott, Georgia Tech (12/28/88)

Made 8+ 3-pointers

UH: 8, Quentin Grimes, vs. WKU (2/25/21) (W, 81-57)

Opp: 8, Gabe Madsen, vs. Utah, Shriners Childrens Charleston Classic Semifinals (11/17/23) (W, 76-66)

Made 7+ 3-pointers

UH: 7, Marcus Sasser, at Tulane (1/17/23) (W, 80-60)

Opp: 8, Gabe Madsen, vs. Utah, Shriners Childrens Charleston Classic Semifinals (11/17/23) (W, 76-66)

Made 6+ 3-pointers

UH: 6, LJ Cryer, vs. rv/— Texas (2/17/24) (W, 82-61)

Opp: 8, Gabe Madsen, vs. Utah, Shriners Childrens Charleston Classic Semifinals (11/17/23) (W, 76-66)

3-Point Field Goals Attempts

Attempted 15+ three-pointers

UH: 15, Kyle Edwards, at Tulsa (1/15/22) (W, 66-64)

Opp: 15, Gabe Madsen, vs. Utah, Shriners Childrens Charleston Classic Semifinals (11/17/23) (W, 76-66)

Attempted 11+ three-pointers

UH: 12, LJ Cryer, at #8/9 Kansas (2/3/24) (L, 65-78)

Opp: 14, Wade Taylor IV, vs. Texas A&M, The Halal Guys Showcaase (12/16/23) (W, 70-66)

Attempted 8-10 three-pointers

UH: 9, LJ Cryer, vs. rv/— Texas (2/17/24) (W, 82-61)

Opp: 10, John-Michael Wright, vs. Oklahoma State (2/6/24) (W, 79-63)

Attempted 7 three-pointers

UH: 7, LJ Cryer, at rv/rv TCU (1/13/24) (L, 67-68)

Opp: 7, Dan Skillings Jr., at Cincinnati (2/10/24) (W, 67-62)

Free Throws Made

Made 15+ free throws

UH: 17, Kelvin Lewis, at UTEP (1/14/09)

Opp: 16, Josh Adams, vs. Wyoming, Global Sports Classic Championship Round (12/22/15) (W, 94-89 2OT)

Made 10+ free throws

UH: 11, Emanuel Sharp, vs. Texas State (12/21/23) (W, 72-37)

Opp: 12, Javon Small, vs. Oklahoma State (2/6/24) (W, 79-63)

Free Throws Attempts

Attempted 20+ free throws

UH: 20, Alandise Harris, vs. Marshall (2/1/11) (L, 62-63)

Opp: 20, Jerrydy Bayless, vs. Arizona (1/12/08) (L, 71-85)

Attempted 15+ free throws

UH: 15, Quentin Grimes, vs. South Carolina (12/5/20) (W, 77-67)

Opp: 19, Josh Adams, vs. Wyoming, Global Sports Classic Championship Round (12/22/15) (W, 94-89, 2OT)

Attempted 10+ free throws

UH: 11, Emanuel Sharp, vs. Texas State (12/21/23) (W, 72-37)

Opp: 14, Javon Small, vs. Oklahoma State (2/6/24) (W, 79-63)

Assists

Recorded 15+ assists

UH: 15, Randy Brown, vs. Fordham (3/17/88)

Opp: 17, by Sean Colson, Charlotte (2/8/97)

Recorded 10+ assists

UH: 11, Jamal Shead, vs. #25/25 Texas Tech (1/17/24) (W, 77-54)

Opp: 8, Jahvon Quinerly, at #9/9 Alabama (12/11/21) (L, 82-83)

Recorded 5+ assists

UH: 6, Jamal Shead, vs. rv/— Texas (2/17/24) (W, 82-61)

Opp: 5, Max Abmas, Tyrese Hunter, at rv/rv Texas (1/29/24) (W, 76-72 OT)

Blocked Shots

Recorded 15+ blocks

UH: 15, Hakeem Olajuwon, vs. Biscayne (12/3/83)

Opp: Has not happened

Recorded 10+ blocks

UH: 10, Bo Outlaw, vs. Texas A&M (2/17/93)

Opp: 10, by Gerrick Morris, South Florida (2/21/04)

Recorded 5+ blocks

UH: 5, Ja'Vier Francis, vs. Texas A&M-Corpus Christi (11/11/23) (W, 82-50)

Opp: 5, Morris Udeze, at Wichita State (2/18/21) (L, 63-68)

Steals

Recorded 10+ steals

UH: 11, Clyde Drexler, vs. Syracuse (12/11/82)

Opp: 10, by B.J. Tyler, Texas (1/29/94)

Recorded 5+ steals

UH: 6, Jamal Shead, vs. rv/— Texas (2/17/24) (W, 82-61)

Opp: 5, Tyrese Elliott, vs. North Carolina A&T, Coaches vs. Racism HBCU Roundball Classic (12/13/22) (W, 74-46)

Turnovers

Recorded 11+ turnovers

UH: NA

Opp: 12, Dawan Robinson, vs. Rhode Island (12/27/05) (W, 67-41)

Recorded 10+ turnovers

UH: 10, Andre Owens, at UAB (2/22/03) (L, 52-80)

Opp: 10, Jeremy Wise, vs. Southern Miss (2/27/08) (W, 95-67)

Recorded 8+ turnovers

UH: 9, Jonathon Simmons, vs. Tulsa (1/4/12) (W, 70-69, OT)

Opp: 8, Kaden Gumbs, vs. Texas State (12/21/23) (W, 72-37)

Recorded 5+ turnovers

UH: 5, Jamal Shead, at rv/rv Iowa State (1/9/24) (L, 53-57)

Opp: 5, Tyrese Hunter, vs. rv/— Texas (2/17/24) (W, 82-61)

Minutes Played

Played every minute (regulation)

UH: 40:00, Taze Moore, at —rv SMU (2/9/22) (L, 83-85)

Opp: 40:00, Jaron Pierre Jr., vs. Wichita State (3/2/23) (W, 83-66)

Two players played every minute (reg.)

UH: L.J. Rose, LeRon Barnes, at South Florida (2/17/15) (L, 67-69)

Opp: B.J. Tyson, Shawn Williams, vs. East Carolina (2/25/18) (W, 109-58)

Three players played every minute (reg.)

UH: 40, Dion Dowell, Richard Young, Robert Lee, vs. Creighton, Outrigger Hotels Rainbow Classic (12/22/06)

Opp: 40, by Brian Graham, Brian Swift, Bradley Mosley, vs. South Florida (2/21/04)

Played every minute (OT+)

UH: 45, LeRon Barnes, vs. UCF (1/6/15) (L, 78-79, OT)

Opp: 45, Zach Cooks, vs. Hofstra (11/9/21) (W, 83-75 OT)

Played every minute (20T+)

UH: 50, Rickie Winslow, Alvin Franklin, vs. Texas Tech (2/5/86)

Opp: 50, by Albert Thomas, Michael Strickland, vs. TCU, SWC Tournament (3/14/92)

Played every minute (30T+)

UH: 60, Clyde Drexler, at TCU (2/17/81)

Opp: 60, by Deckery Johnson, Warren Bridges, Darrell Browder, at TCU (2/17/81)

Played every minute (40T+)

UH: 60, Clyde Drexler, at TCU (2/17/81)

Opp: 60, by Deckery Johnson, Warren Bridges, Darrell Browder, at TCU (2/17/81)

Technical Fouls

Received a technical foul

UH: 2, Coach Kelvin Sampson, vs. Oklahoma State (2/6/24) (W, 79-63)

Damian Dunn, at rv/rv TCU (1/13/24) (L, 67-68)

Opp: Coach Jerome Tang, vs. rv/rv Kansas State (1/27/24) (W, 74-52)

Wade Taylor IV, vs. Texas A&M, The Halal Guys Showcaase (12/16/23) (W, 70-66)

Fouls

Fouled out

UH: J'Wan Roberts, vs. Oklahoma State (2/6/24) (W, 79-63)

Opp: Dylan Disu, at rv/rv Texas (1/29/24) (W, 76-72 OT)

Two players fouled out

UH: Ja'Vier Francis, Jamal Shead, at rv/rv Texas (1/29/24) (W, 76-72 OT)

Opp: Zeke Cook, Jordan O'Neal, vs. Jackson State (12/9/23) (W, 89-55)

Three players fouled out

UH: Danrad Knowles, Kyle Meyer, Wes VanBeck, Devin Davis, vs. #19/23 SMU (2/18/17) (L, 66-76)

Opp: Christian Vital, James Bouknight, Sidney Wilson, vs. UConn (1/23/20) (W, 63-59)

Four players fouled out

UH: Danrad Knowles, Kyle Meyer, Wes VanBeck, Devin Davis, vs. #19/23 SMU (2/18/17) (L, 66-76)

Opp: NA

Ejections

Was ejected

UH: Coach Kelvin Sampson, vs. Oklahoma State (2/6/24) (W, 79-63)

Justin Gorham, at Wichita State (2/18/21) (L, 63-68)

Opp: Ken Evans, vs. Jackson State (12/9/23) (W, 89-55)

HOUSTON 86, UNC PEMBROKE 47

Saturday, Oct. 28, 2022 • Fertitta Center • Houston



Official Basketball Box Score - Final
UNC Pembroke at Houston
10/29/23 Fertitta Center, Houston, Texas
Houston

Game Time: 3:02 PM
Game Duration: 1:56
Attendance: 5,746

Officials: Antonio Petty, Damon George, Alexander Thompson

UNC Pembroke - 47

Record: 0-0

NO.	Name	Min	FG	3P	FT	Rebounds	Fouls	TP	AS	TO	ST	Blocks	BS	BA	+/-
12	Elijah Cobb	24:58	1-3	0-1	2-2	1 2 3	4 2 4	0	3	2	1	1	-26		
23	Josh Berenbaum	17:28	3-6	1-3	0-1	1 1 2	2 2 7	0	2	0	0	0	-14		
0	Bradlee Haskell	26:02	5-7	1-2	1-2	1 2 3	2 3 12	3	2	1	0	1	-32		
1	Nygel Verdier	27:23	1-11	0-2	0-0	2 2 4	1 0 2	0	0	1	0	2	-34		
3	JaJuan Carr	26:09	0-6	0-0	1-2	1 0 1	2 2 1	4	5	1	0	2	-37		
4	Amare Miller	19:16	3-6	0-0	1-2	3 4 7	4 2 7	0	1	0	0	1	-22		
10	Javonte Waverly	14:35	5-6	2-3	0-0	1 2 3	1 1 12	0	2	1	0	0	-6		
22	Jammarious Jones	08:05	0-2	0-0	0-0	0 0 0	0 0 0	0	0	0	0	0	-14		
2	Dallas Gardiner	10:21	0-4	0-0	0-0	0 2 0	0 0 0	0	1	1	0	0	0		
30	Amadou Faye	09:12	0-1	0-0	1-2	0 3 3	1 1 1	0	1	0	0	0	-6		
13	Tyreik McCallum	06:03	0-0	0-0	0-0	0 1 1	0 0 0	0	0	0	0	0	-2		
11	Will Gray	05:39	0-1	0-0	0-0	0 0 0	0 0 0	0	0	0	0	0	-2		
25	Zy McLean	03:19	0-0	0-0	1-2	0 0 0	0 1 1	0	0	0	0	0	-1		
35	Peyton Mann	01:31	0-0	0-0	0-0	0 0 0	0 0 0	0	0	0	0	0	1		
Team						1 3 4		0	1						
Totals			18-53	4-13	7-13	20 33	17 14	47	8	18	6	1	9	-39	

Technical Fouls: NONE

Houston - 86

Record: 0-0

NO.	Name	Min	FG	3P	FT	Rebounds	Fouls	TP	AS	TO	ST	Blocks	BS	BA	+/-
5	Ja'Vier Francis	16:41	3-7	0-0	4-6	3 3 6	0 3 10	0	1	0	2	0	24		
13	J'Wan Roberts	18:13	4-7	0-0	3-3	3 5 8	2 3 11	0	2	1	0	1	18		
1	Jamal Shead	23:15	1-2	0-0	0-0	0 1 1	1 0 2	8	1	3	0	0	18		
4	LJ Cryer	32:33	7-15	5-11	2-2	0 1 1	1 2 21	2	0	2	0	0	34		
21	Emanuel Sharp	20:28	3-7	2-5	0-0	1 4 5	4 0 2	8	2	0	0	0	35		
25	Joseph Tugler	18:55	5-9	0-0	3-6	7 2 9	1 8 13	0	0	0	4	0	14		
3	Ramon Walker Jr.	18:41	1-4	1-2	0-0	1 1 2	2 0 3	1	0	0	0	0	14		
23	Terrance Arceneaux	19:10	3-8	1-4	0-0	2 1 3	0 0 7	1	2	2	0	0	19		
8	Mylik Wilson	20:58	2-6	0-1	2-2	2 5 7	1 1 6	4	1	1	2	1	18		
2	Cedric Lath	04:24	1-1	0-0	0-0	2 1 3	2 0 2	0	0	0	0	0	1		
20	Ryan Elvin	04:05	1-2	1-2	0-0	0 1 1	0 0 3	0	0	0	0	0	1		
12	Jacob McFarland	02:37	0-0	0-0	0-0	0 0 1	0 0 0	0	0	0	0	0	2		
Team						0 0 0		0	0						
Totals			31-68	10-25	14-19	21 26	47	14	17	86	18	7	9	1	39

Technical Fouls: NONE

	UNC	HOU
Biggest lead	0 (1 st 20:00)	40 (2 nd 1:49)
Best Scoring Run	5 (2 nd 14:17)	18 (2 nd 18:52)
Lead Changes	0	0
Times Tied	0	0
Time with Lead	00:00	39:43

Points from	UNC	HOU
Turnovers	8	14
Paint	26	40
Second Chance	10	18
Fast Breaks	9	20
Bench	21	34

Period by Period Scoring	1st	2nd	TOT
UNC	20	27	47
HOU	52	34	86

#7/6 HOUSTON 84, ULM 31

Monday, Nov. 6, 2022 • Fertitta Center • Houston



Official Basketball Box Score - Final
ULM at Houston
11/06/23 Fertitta Center, Houston, Texas
2023-24 Men's Basketball

Game Time: 7:02 PM
Game Duration: 2:07
Attendance: 6,832

Officials: Marques Pettigrew, Brooks Wells, Bianca Burns

ULM - 31

Record: 0-1

NO.	Name	Min	FG M-A	3P M-A	FT M-A	Rebounds OR DR TOT	Fouls PF FS	TP	AS	TO	ST	Blocks BS BA	+/-
4	Nika Metskhvarishvili	F 30:26	1-7	0-4	2-4	0 4 4	4 5 4	1	6	0	1	1	-45
34	AD Diedhiou	F 22:09	0-2	0-0	0-2	1 1 2	1 1 0	1	0	2	0	1	-19
1	Savion Gallion	G 22:40	3-6	1-3	1-2	1 2 3	4 2 8	1	3	1	0	1	-35
2	Devon Hancock	G 14:49	1-2	0-0	0-0	1 1 2	2 0 2	0	2	0	0	0	-20
3	Tyreke Locure	G 27:12	2-8	2-4	1-4	1 3 4	3 3 7	2	1	1	0	0	-34
14	Jerry Nigpot	F 17:51	2-2	0-0	1-2	2 2 4	1 2 5	1	0	1	0	0	-5
5	Jalen Bolden	F 06:57	1-3	0-1	0-0	1 0 1	0 0 2	0	3	1	0	0	-5
10	Tyrese Watson	F 12:12	0-1	0-0	0-0	2 0 2	1 3 0	0	1	0	0	0	-14
13	Makai Wells	F 09:49	0-2	0-1	0-0	0 0 0	5 1 0	0	0	3	0	0	-8
0	Jacob Wilson	F 15:51	1-2	0-1	0-1	1 2 0	1 2 0	0	0	0	0	0	-20
11	Kelton Williams	F 10:56	0-2	0-1	0-0	0 3 3	1 0 0	0	1	0	0	1	-18
15	Patrick McCraney	F 09:08	0-2	0-1	1-2	0 0 0	0 1 1	1	1	2	0	0	-12
Team						0 3 3		0	1				
Totals			11-39	3-16	6-17	10 20 30	22 19 31	7	25	4	2	5	-53

Technical Fouls: Williams 2nd 10:56

Houston - 84

Record: 1-0

Houston - 84		Record: 1-0																
NO.	Name	Min	FG		3P	FT	Rebounds		Fouls		TP	AS	TO	ST	Blocks	BS	BA	+/-
			M/A	M-A	M-A		OR	DR	PF	FF								
5	Ja'Vier Francis	F 17:44	3-3	0-0	3-4	2	2	4	3	2	9	0	1	2	1	0	0	28
13	J'Wan Roberts	F 23:01	3-4	0-0	0-0	4	3	7	1	1	6	1	1	2	1	0	0	40
1	Jamal Shead	F 17:49	2-5	1-2	0-0	3	3	3	2	0	5	8	3	4	0	1	0	35
4	LJ Cryer	G 29:53	3-13	1-9	2-2	1	1	2	2	2	9	2	1	1	0	0	0	36
21	Emanuel Sharp	G 20:56	5-9	4-8	6-8	0	0	0	0	5	20	0	1	0	0	0	0	31
8	Mylik Wilson	G 16:52	0-5	0-3	2-2	2	2	2	4	2	2	4	1	2	2	0	0	14
11	Damian Dunn	F 17:36	5-8	3-5	5-9	2	1	3	1	6	18	0	1	1	0	1	0	26
25	Joseph Tugler	G 12:25	1-2	0-0	0-0	4	2	6	3	1	2	1	1	0	0	0	0	11
23	Terrance Arceneaux	G 19:25	2-6	0-3	1-2	1	3	4	1	1	5	1	0	3	0	0	0	14
3	Ramon Walker Jr.	F 16:36	1-3	1-2	2-2	4	3	7	2	2	5	2	0	0	0	0	0	23
20	Ryan Elvin	G 04:45	1-3	1-3	0-0	0	0	0	0	0	3	0	0	0	0	0	0	4
2	Cedric Lath	G 02:58	0-0	0-0	0-0	0	0	0	1	0	0	0	0	0	0	0	0	3
Team						0	6	6			0	0						
Totals			26-61	11-35	21-29	20	26	46	19	22	84	19	10	15	5	2	53	

Technical Fouls: NONE

	ULM	HOU
Biggest lead	1 (1 st 16:25)	54 (2 nd 1:03)
Best Scoring Run	3 (1 st 8:20)	14 (1 st 10:01)
Lead Changes	2	1
Times Tied	1	0
Time with Lead	00:23	37:50

Points from	ULM	HOU
Turnovers	6	30
Paint	16	28
Second Chance	9	11
Fast Breaks	2	13
Bench	10	35

Period by Period Scoring	1st	2nd	TOT
ULM	14	17	31
HOU	38	46	84

#7/6 HOUSTON 82, TEXAS A&M-CORPUS CHRISTI 50

Saturday, Nov. 11, 2022 • Fertitta Center • Houston



Official Basketball Box Score - Final
A&M-Corpus Christi at Houston
11/11/23 Fertitta Center, Houston, Texas
2023-24 Houston Cougars Basketball

Game Time: 1:32 PM
Game Duration: 2:05
Attendance: 7,145

Officials: Gary Maxwell, Antonio Petty, Amy Bonner

A&M-Corpus Christi - 50

Record: 1-1

Asian-Corpus Christi - SU		Hesbro 09-10															
NO.	Name	Min	FG	3P	FT	Rebounds	Fouls	TP	AS	TO	ST	Blocks	BS	BA	+/-		
			M/A	M/A	M/A	OR	DR	TOT	P	F	T						
12	Owen Dease	F 27:56	2-12	2-5	1-2	2	1	3	2	2	7	3	4	0	0	1	-22
33	Garry Clark	F 24:00	2-7	0-2	0-1	2	6	8	3	2	4	0	0	0	0	1	-16
32	Stephen Gwa	C 22:00	2-3	0-0	3-4	1	1	2	1	2	7	0	2	0	0	0	-16
0	Marion Humphrey	G 20:21	2-9	0-1	1-1	1	3	4	1	2	5	3	1	1	0	1	-13
2	Jordan Roberts	G 13:20	3-5	3-3	0-0	0	2	2	0	3	0	0	1	0	0	0	-8
13	Shilo Jackson	19:09	0-2	0-0	0-0	3	3	6	1	1	0	0	0	2	0	2	-16
40	Lance-Amir Paul	19:07	4-9	0-3	2-4	1	4	5	2	6	10	2	2	0	1	1	-14
10	Tedrick Washington	14:21	1-4	0-1	0-0	1	2	3	2	2	2	0	1	0	0	2	-21
44	Dayne Prim	14:51	0-2	0-1	0-0	1	2	3	3	0	0	0	1	0	1	0	-14
1	Dian Wright-Forde	10:19	2-6	0-2	0-0	0	1	1	3	0	4	0	1	2	0	1	-15
4	Kam Parker	08:47	0-3	0-2	0-0	0	0	0	1	0	0	0	0	1	0	0	-1
5	Amonte Allen-Johnson	06:58	1-2	0-1	0-0	1	1	2	1	0	2	0	1	1	0	0	-4
Team						0 2 2						0	1				
Totals			19-64 5-21 7-12			13 28 41			23 17 50			9 17 6			1 9 32		

Technical Fouls: NONE

Houston - 82

Record: 2-0

NO.	Name	Min	FG	3P
-----	------	-----	----	----

#6/6 HOUSTON 65, TOWSON 49 Shriners Children's Charleston Classic • First Round Thursday, Nov. 16, 2022 • TD Arena • Charleston, S.C.



Official Basketball Box Score - Final
Houston at Towson
11/16/23 TD Arena, Charleston, SC
Houston vs. Towson
Game Duration: 2:03
Officials: Ron Groover, Antonio Petty, Tyler Kumpf

Houston - 65												
Record: 4-0												
NO. Name	Min	FG	3P	FT	Rebounds	Fouls	TP	AS	TO	ST	Blocks	+/-
M-A	M-A	M-A	M-A	M-A	OR DR TOT	PF FD					BS BA	
5 Ja'Vier Francis	F 23:29	5-6	0-0	0-0	1 2 3	3 0	10	1	1	0	0	12
13 J'Wan Roberts	F 21:48	2-3	0-0	1-3	1 10 11	1 2	5	1	2	0	1	0
1 Jamal Shead	G 24:10	4-6	0-1	1-1	2 2 4	2 1	9	8	1	2	0	24
4 LJ Cryer	G 26:11	6-14	3-7	3-3	2 1 3	3 4	18	2	0	1	0	21
11 Damian Dunn	G 24:08	0-2	0-0	0-0	1 1 0	0 0	0	1	2	2	0	-2
8 Mylik Wilson	21:01	1-6	0-0	0-0	0 1 1	1 1	2	0	0	1	1	-8
25 Joseph Tugler	16:01	0-1	0-0	0-0	2 1 3	4 3	0	0	0	0	0	7
21 Emanuel Sharp	18:12	4-7	3-5	3-3	0 3 3	2 1	14	0	1	0	0	22
23 Terrance Arceneaux	17:05	2-5	1-2	2-4	0 1 1	1 2	7	0	0	0	0	3
3 Ramon Walker Jr.	06:18	0-2	0-0	0-0	2 2 4	0 0	0	0	1	0	0	-9
2 Cedric Lath	01:37	0-0	0-0	0-0	0 0 0	1 0	0	0	0	0	0	-2
Team					0 4 4	0 0	0	1				
Totals		24-58	7-17	10-14	10 28 38	20 14	65	13	9	6	2	1 16

Shooting By Period			
1 st	FG%	12-28	42.9%
	3PT%	5-11	45.5%
	FT%	8-8	100%
2 nd	FG%	12-30	40.0%
	3PT%	2-6	33.3%
	FT%	2-6	33.3%
GM	FG%	24-58	41.4%
	3PT%	7-17	41.2%
	FT%	10-14	71.4%

Towson - 49												
Record: 2-2												
NO. Name	Min	FG	3P	FT	Rebounds	Fouls	TP	AS	TO	ST	Blocks	+/-
M-A	M-A	M-A	M-A	M-A	OR DR TOT	PF FD					BS BA	
25 Messiah Jones	F 20:45	3-3	2-2	1-2	0 2 2	3 2	9	0	1	0	0	-5
32 Charles Thompson	F 20:45	1-3	0-0	6-8	0 9 9	3 7	8	3	2	0	0	-12
5 Christian May	G 31:17	4-11	2-6	0-2	0 0 0	1 2	10	0	0	1	0	-19
10 Ralid Hicks	G 23:40	0-5	0-2	2-2	0 1 1	2 2	2	1	1	1	0	-7
15 Tyler Tejada	G 24:12	2-8	0-3	2-2	0 6 6	2 1	6	0	0	1	0	-18
1 Tomiwa Sulaiman	08:21	2-2	0-0	0-0	1 0 1	1 1	4	0	0	0	0	-12
4 Dylan Williamson	19:21	0-5	0-2	0-0	0 0 0	0 0	0	4	2	0	0	-7
11 Mekhi Lowery	19:03	3-3	0-0	1-4	1 4 5	0 0	3	7	1	0	1	5
14 Chase Paar	13:10	1-1	0-0	1-2	0 2 2	1 0	3	1	2	0	0	-4
3 Tyler Coleman	13:12	0-1	0-0	0-3	1 1 2	1 2	0	0	0	0	0	-1
Team					0 3 3	0 0	0	2				
Totals		16-42	4-15	13-25	5 26 31	14 20	49	10	4	1	2	-16

Shooting By Period			
1 st	FG%	5-20	25.0%
	3PT%	1-7	14.3%
	FT%	6-9	66.7%
2 nd	FG%	11-22	50.0%
	3PT%	3-8	37.5%
	FT%	7-16	43.8%
GM	FG%	16-42	38.1%
	3PT%	4-15	26.7%
	FT%	13-25	52.0%

Technical Fouls: NONE												
Period by Period Scoring												
	HOU		TOW		Points from		HOU/TOW		Period by Period Scoring			
Biggest lead	25 (2 nd 17:36)	0 (1 st 20:00)	Turnovers		16 6		1st 2nd TOT					
			Paint		28 20		HOU 37 28 65					
Best Scoring Run	8(2 nd 18:56)	6(2 nd 1:12)	Second Chance		10 3		TOW 17 32 49					
Lead Changes	0		Fast Breaks		12 3							
Times Tied	0		Bench		23 14							
Time with Lead	38:33	00:00										

#6/6 HOUSTON 76, UTAH 66 Shriners Children's Charleston Classic • Semifinals Friday, Nov. 17, 2022 • TD Arena • Charleston, S.C.



Official Basketball Box Score - Final
Houston at Utah
11/17/23 TD Arena, Charleston, SC
Houston vs. Utah
Game Duration: 2:05
Officials: Gerry Pollard, Ted Valentine, Job Hartness

Houston - 76												
Record: 5-0												
NO. Name	Min	FG	3P	FT	Rebounds	Fouls	TP	AS	TO	ST	Blocks	+/-
M-A	M-A	M-A	M-A	M-A	OR DR TOT	PF FD					BS BA	
5 Ja'Vier Francis	F 14:53	0-0	0-0	1-2	1 2 3	3 1	1	0	2	1	1	0
13 J'Wan Roberts	F 26:21	5-6	0-0	3-4	3 9 12	4 2	13	1	0	1	0	9
1 Jamal Shead	G 33:43	6-17	2-6	0-3	2 4 6	2 3	14	5	4	3	1	14
4 LJ Cryer	G 33:08	5-14	4-9	0-0	0 3 3	2 0	14	3	0	1	0	14
11 Damian Dunn	G 24:16	2-4	0-1	3-4	1 2 3	3 3	7	1	0	0	1	-8
8 Mylik Wilson	03:41	0-1	0-0	0-0	0 1 1	1 0	0	0	0	0	0	-1
21 Emanuel Sharp	27:45	6-13	1-4	2-3	2 4 6	1 2	15	0	1	3	0	14
25 Joseph Tugler	10:01	1-1	0-0	2-6	1 0 1	3 3	4	0	0	1	0	1
23 Terrance Arceneaux	26:13	3-6	1-3	1-2	2 2 4	2 1	8	2	0	0	1	9
Team					0 0 0	0 0	0	0				
Totals		28-62	8-24	12-24	12 27 39	21 15	76	12	7	10	3	3 10

Shooting By Period			
1 st	FG%	15-36	41.7%
	3PT%	4-14	28.6%
	FT%	5-8	62.5%
2 nd	FG%	13-26	50.0%
	3PT%	4-10	40.0%
	FT%	7-16	43.8%
GM	FG%	28-62	45.2%
	3PT%	8-24	33.3%
	FT%	12-24	50.0%

Utah - 66												
Record: 3-1												
NO. Name	Min	FG	3P	FT	Rebounds	Fouls	TP	AS	TO	ST	Blocks	+/-
M-A	M-A	M-A	M-A	M-A	OR DR TOT	PF FD					BS BA	
34 Lawson Lovering	C 27:45	3-6	0-1	3-4	2 6 8	2 4	9	1	3	0	2	1
35 Brandon Carlson	C 28:19	4-13	2-8	7-10	2 6 8	1 7	17	1	1	2	0	3
2 Cole Bajema	G 23:00	0-2	0-0	0-0	0 5 5	4 1	0	2	2	2	1	0
25 Rolie Woster	G 33:23	1-7	0-1	7-9	2 1 3	4 7	9	6	2	0	0	-7
5 Gabe Madsen	G 37:24	10-19	8-15	1-2	2 4 6	0 2	29	2	3	1	0	-7
0 Hunter Erickson	28:15	0-3	0-2	0-0	0 1 1	1 0	0	4	2	0	0	-18
1 Ben Carlson	18:13	1-3	0-2	0-0	2 2 4	3 0	2	0	2	0	0	-19
21 Luka Tarlac	03:41	0-0	0-0	0-0	0 0 0	0 0	0	0	0	0	0	-1
Team					1 2 3	0 0	0	0				
Totals		19-53	10-31	18-25	11 27 38	15 21	66	16	15	5	3	3 -10

Shooting By Period			
1st	FG%	10-30	33.3%
	3PT%	5-16	31.3%
	FT%	5-9	55.6%
2nd	FG%	9-23	39.1%
	3PT%	5-15	33.3%
	FT%	13-16	81.3%
GM	FG%	19-53	35.8%
	3PT%	10-31	32.3%
	FT%	18-25	72.0%

Technical Fouls: NONE												
		HOU	UTA	Points from		HOU	UTA	Period by Period Scoring				
Biggest lead	14	(2 nd 14:02)	8	(1 st 15:23)	Turnovers	19	10					
					Paint	30	18	1st	2nd	TOT		
Best Scoring Run	8		(1 st 12:56)	9	(1 st 15:23)	Second Chance	14	14	HOU	39	37	76
Lead Changes			5									
Times Tied			2		Fast Breaks	5	2	UTA	30	36	66	
Time with Lead	32:05		06:43		Bench	27	2					

#6/6 HOUSTON 69, DAYTON 55 Shriners Children's Charleston Classic • Title Game Sunday, Nov. 19, 2022 • TD Arena • Charleston, S.C.



Official Basketball Box Score - Final
Dayton at Houston
11/19/23 TD Arena, Charleston, SC
Dayton vs. Houston
Game Duration: 1:51
Attendance: 3,941
Officials: Ron Groover, Kipp Kissinger, Olands Poole

Dayton - 55													Record: 3-2													Officials: Ron Groover, Kipp Kissinger, Olanda Pool																																	
																										Shooting By Period																																	
NO.	Name	Min	FG M-A	3P M-A	FT M-A	Rebounds OR DR TOT	Fouls PF FD	TP	AS	TO	ST	Blocks BS BA	+/-	1 st	FG%	12-21	57.1%	3 rd	FT%	3-9	33.3%	FT	1-2	50.0%	2 nd	FG%	7-26	26.9%	3 rd	FT%	1-9	11.1%	FT	12-14	85.7%	GM	FG%	19-47	40.4%	3 rd	FT%	4-18	22.2%	FT	13-15	81.2%	Dead Ball Rebounds: 1, 0,												

#6/5 HOUSTON 66, XAVIER 60

BIG EAST-Big 12 Battle

Friday, Dec. 1, 2023 • Cintas Center • Cincinnati



Official Basketball Box Score - Final
Houston at Xavier
12/01/23 Cintas Center, Cincinnati
2023-24 Men's Basketball

Game Time: 6:30 PM
Game Duration: 2:20
Attendance: 10,472

Officials: Mike Roberts, Kipp Kissinger, Lee Cassell

Houston - 66			Record: 8-0																
NO.	Name	Min	FG	3P	FT	Rebounds	Fouls	TP	AS	TO	ST	Blocks	BS	BA	+/	Shooting By Period			
5	Ja'Vier Francis	F 22:54	0-2	0-0	0-3	2	5	7	4	2	0	1	3	0	3	1	9		
13	J'Wan Roberts	F 31:06	3-7	0-0	3-4	5	7	12	3	3	9	2	3	1	2	1	9		
1	Jamal Shead	G 28:11	4-12	1-3	4-4	2	1	3	4	4	13	4	2	2	1	2	15		
4	LJ Cryer	G 38:08	8-16	5-12	2-2	0	4	4	2	1	23	0	1	0	0	0	8		
21	Emanuel Sharp	G 20:16	2-12	1-6	5-6	0	2	2	1	8	10	4	0	3	0	2	14		
25	Joseph Tugler	G 12:39	3-4	0-0	0-0	3	3	6	5	0	6	0	1	1	2	1	32		
11	Damian Dunn	14:03	0-5	0-1	3-6	0	2	2	1	5	3	0	0	0	0	1	-15		
23	Terrance Arceneaux	13:21	1-3	0-0	0-0	0	0	0	3	0	2	0	0	0	1	1	-4		
3	Ramon Walker Jr.	01:34	0-0	0-0	0-0	0	0	0	0	2	0	0	0	0	0	0	-2		
8	Mylik Wilson	01:44	0-0	0-0	0-0	0	0	0	0	1	0	0	0	0	0	0	-2		
Team						2	1	3			0		1						
Totals			21-61	7-22	17-25	14	25	39	27	23	66	11	11	8	9	8	6		

Technical Fouls: Coach 2nd 13:46

Xavier - 60		Record: 4-4														
NO.	Name	Min	FG	3P	FT	Rebounds	Fouls	TP	AS	TO	ST	Blocks	BS	BA	+/	
21	Sasa Ciani	F 19:13	1-1	0-0	2-2	0	3	3	3	4	0	2	0	0	0	-10
50	Gylis Nemeksa	F 26:19	2-8	0-1	0-1	3	5	8	4	2	4	1	0	2	2	-5
1	Desmond Claude	G 37:32	3-13	0-5	8-12	1	4	5	5	6	14	2	2	0	3	-5
8	Quincy Olivari	G 35:11	5-10	4-7	3-4	0	3	3	1	5	17	4	0	1	0	-15
20	Dayvion McKnight	G 28:10	3-12	0-3	1-2	2	4	6	4	2	7	0	3	3	1	0
24	Aoua Ousmane	23:05	4-8	0-0	0-2	4	0	4	4	3	8	2	2	3	2	0
3	Dailyn Swain	26:39	0-2	0-0	6-6	0	4	4	2	4	6	2	3	0	2	1
17	Lazar Djokovic	03:51	0-1	0-0	0-1	2	0	2	1	0	1	0	0	0	0	-5
Team						3	4	7			0		2			
Totals			18-55	4-16	20-30	15	27	42	23	26	60	13	17	7	8	-6

Technical Fouls: NONE

	Hou	Xavier	Points from		Hou	Xavier	Period by Period Scoring					
Biggest lead	13 (2 nd 16:16)	1 (1 st 6:00)	Turnovers	17	13	Paint	22	22				
Best Scoring Run	10(2 nd 16:16)	10(2 nd 12:02)	Second Chance	18	6				Hou	36	30	66
Lead Changes		4	Fast Breaks	7	17				Xavier	31	29	60
Times Tied		4	Bench	11	14							
Time with Lead	38:06	00:51										

#3/3 HOUSTON 72, TEXAS STATE 37

Thursday, Dec. 21, 2023 • Fertitta Center • Houston



Official Basketball Box Score - Final
Texas St. at Houston
12/21/23 Fertitta Center, Houston, Texas
2023-24 Houston Cougars Basketball

Game Time: 7:02 PM
Game Duration: 2:06
Attendance: 7,231

Officials: Gary Maxwell, Rick Crawford, James Duke

Texas St. - 37

Record: 6-6

NO. Name	Min	FG M-A	3P M-A	FT M-A	Rebounds OR DR TOT	Fouls F P	TP	AS	TO	ST	Blocks BS	BA	+/
24 Brandon Love	F 32:07	1-5	0-0	3-4	2 3 5	5 2	5	0	4	2	0	1	-27
30 Christian Turner	F 27:30	2-4	0-0	0-0	1 7 8	1 2	4	1	2	0	0	0	-23
0 Dylan Dawson	G 26:46	1-8	1-6	1-3	1 2 3	1 4	4	2	2	0	0	0	-33
5 Jordan Mason	G 29:34	3-7	0-1	0-2	1 1 2	4 2	6	1	4	2	1	1	-31
11 Kaden Gumbs	G 31:24	2-7	0-1	3-4	0 2 2	0 3	7	2	8	0	0	0	-32
23 Joshua O'Garro	02:17	0-0	0-0	0-0	0 2 2	1 0	0	0	1	0	0	0	-1
22 Coletton Benson	10:00	0-4	0-2	0-0	0 2 2	0 0	0	0	0	0	0	0	-9
15 Elijah Tate	11:40	1-5	0-2	0-0	0 0 0	4 0	2	0	0	0	0	1	-1
25 Chris Nix	18:55	2-2	0-0	0-0	2 3 5	2 1	4	1	3	1	2	0	-9
2 Dontae Horne	11:10	1-3	1-3	2-4	0 0 0	1 2	5	1	1	1	0	0	-9
Team					5 5 10		0		2				
Totals		13-45	2-15	9-17	12 27 39	19 16	37	8	27	6	3	8	-85

Shooting By Period	1st FG%	2nd FG%	3rd FG%	4th FG%	5th FG%
1st FG%	7.20	35.0%			
3PT%	2.6	33.3%			
FT%	2.2	100%			
2nd FG%	6.25	24.0%			
3PT%	0.9	0.0%			
FT%	7.15	46.7%			
GM FG%	13.45	28.9%			
3PT%	2.15	13.3%			
FT%	9.17	52.9%			

Dead Ball Rebounds: 4, 0

Technical Fouls: NONE

Houston - 72

Record: 12-0

NO. Name		Min	FG M-A	3P M-A	FT M-A	Rebounds DR OT TOT	Fouls FFD	TP	AS	TO	ST	Blocks BS	BA	+/
5 Ja'Vier Francis	F	22:08	5-5	0-0	3-7	2 3 5	2 6	13	0	0	1	2	0	19
13 J'Wan Roberts	F	08:04	0-2	0-0	0-0	0 1 1	1 0	0	1	1	2	1	0	3
1 Jamal Shead	G	27:30	5-10	1-2	0-0	0 4 4	1 0	11	2	2	2	0	0	28
4 LJ Cryer	G	31:39	4-12	1-5	0-1	1 1 2	0 2	9	3	1	1	0	1	29
21 Emanuel Sharp	G	27:04	2-10	2-9	11-11	1 2 3	2 6	17	1	1	4	0	1	29
8 Mylik Wilson		16:58	4-6	0-0	0-0	2 5 7	1 0	8	1	0	0	0	0	10
25 Joseph Tugler		19:15	2-5	0-0	0-0	3 1 4	2 2	4	0	0	1	2	0	20
11 Damian Dunn		21:35	2-4	0-0	2-4	1 2 3	3 2	6	0	5	2	0	0	14
3 Ramon Walker Jr.		20:33	2-6	0-3	0-0	2 4 6	4 1	4	1	1	1	0	0	19
2 Cedric Lath		02:52	0-0	0-0	0-0	0 0 0	0 0	0	0	0	0	1	0	2
20 Ryan Elvin		02:52	0-0	0-0	0-0	0 0 0	0 0	0	0	0	0	0	0	2
Team						1 1 2		0		0				1
Totals			26-60	4-19	16-23	13 24 37	16 19	72	9	12	14	8	3	35

Shooting By Period	1st FG%	2nd FG%	3rd FG%	4th FG%	5th FG%
1st FG%	10.27	37.0%			
3PT%	2.9	22.2%			
FT%	7.11	63.6%			
2nd FG%	16.33	48.5%			
3PT%	2.10	20.0%			
FT%	9.12	75%			
GM FG%	26.60	43.3%			
3PT%	4.19	21.1%			
FT%	16.23	69.6%			

Dead Ball Rebounds: 1, 0

Technical Fouls: NONE

TSU HOU

Biggest lead	0 (1st 20:00)	35 (2nd 2:26)
Best Scoring Run	6 (2nd 10:44)	10 (1st 14:39)
Lead Changes	0	0
Times Tied	0	0
Time with Lead	00:00	39:43

Points from	TSU	HOU
Turnovers	9	27
Paint	18	42
Second Chance	6	16
Fast Breaks	4	11
Bench	11	22

Period by Period Scoring	1st	2nd	TOT
TSU	18	19	37
HOU	29	43	72

#3/3 HOUSTON 81, PENN 42

Saturday, Dec. 30, 2023 • Fertitta Center • Houston



Official Basketball Box Score - Final
Penn at Houston
12/30/23 Fertitta Center, Houston, Texas
2023-24 Men's Basketball

Game Time: 6:02 PM
Game Duration: 1:53
Attendance: 7,216

Officials: Doug Simmons, Brooks Wells, Randal Anders

Penn - 42

Record: 8-6

NO.	Name	Min	FG	3P	FT	Rebounds	Fouls	TP	AS	TO	ST	Blocks	BS	BA	+/-		
13	Nick Spinoso	C 25:46	4-5	0-0	0-0	2	2	4	2	1	8	1	7	0	0	1	-27
0	Clark Slajchert	06:07	0-1	0-0	0-0	0	0	0	0	1	0	0	2	0	0	0	-14
4	Tyler Perkins	C 25:01	3-10	2-6	2-3	0	1	1	1	6	10	1	1	3	0	0	-24
11	Sam Brown	C 31:22	2-6	2-6	0-0	0	2	2	3	2	6	0	3	0	0	0	-25
40	George Smith	C 22:57	0-2	0-2	2-4	1	3	4	2	3	2	2	1	2	0	0	-17
15	Andrew Laczowski	24:14	2-6	0-2	0-0	2	3	5	2	0	4	2	2	1	0	1	-24
5	Cam Thrower	10:16	0-2	0-2	0-0	0	2	2	1	0	0	0	1	0	0	0	-12
3	Johnnie Walter	05:15	0-0	0-0	0-0	0	1	1	1	0	0	0	2	0	0	0	-10
35	Niklas Polonowski	13:47	2-5	2-4	0-0	0	0	0	0	0	0	0	0	0	0	1	-20
24	Reese McMullen	21:24	1-7	1-4	0-0	2	1	3	1	1	3	1	1	0	0	0	-9
10	Ed Holland III	09:17	0-1	0-0	0-4	1	2	3	1	2	3	0	0	0	0	0	-10
25	Augustus Gerhart	04:34	0-0	0-0	0-0	0	0	0	0	0	0	0	1	0	0	0	-3
Team						2	1	3			0						1
Totals			14-45	7-26	7-11	10	18	28	15	15	42	7	22	6	0	5	-39

Shooting By Period	1st FG%	2nd FG%	3rd FG%	4th FG%	5th FG%
1st FG%	5.23	21.7%			
3PT%	4.16	25.0%			
FT%	3.4	75%			
2nd FG%	9.22	40.9%			
3PT%	3.10	30.0%			
FT%	4.7	57.1%			
GM FG%	14.45	31.1%			
3PT%	7.26	26.9%			
FT%	7.11	63.6%			

Dead Ball Rebounds: 2, 0

Technical Fouls: NONE

Houston - 81

Record: 13-0

NO. Name	Min	FG	3P	FT	Rebounds	Fouls	TP	AS	TO	ST	Blocks	BS	BA	+/		
5 Ja'Vier Francis	F 19:44	3-8	0-0	0-0	5	4	9	2	2	6	0	2	1	2	0	21
25 Joseph Tugler	F 21:08	5-7	0-0	3-6	3	4	7	3	4	13	1	0	2	2	0	19
1 Jamal Shead	G 26:38	6-8	2-3	0-0	1	3	4	0	0	14	4	1	3	0	0	22
4 LJ Cryer	G 30:09	7-13	2-3	0-2	1	1	2	0	2	16	4	1	1	0	0	33
21 Emanuel Sharp	G 27:57	5-10	2-5	0-0	2	2	4	3	1	12	1	1	1	0	0	25
3 Ramon Walker Jr.	24:19	0-2	0-2	0-0	3	3	6	3	1	0	1	0	2	0	0	25
11 Damian Dunn	20:44	4-11	1-2	2-2	2	4	6	4	2	11	0	2	3	0	0	22
8 Mylik Wilson	22:45	2-6	0-0	4-4	1	0	1	0	2	8	1	0	1	1	0	24
2 Cedric Lath	03:52	0-0	0-0	1-2	1	0	1	0	1	1	0	0	0	0	0	4
20 Ryan Elvin	02:44	0-1	0-1	0-0	0	0	0	0	0	0	0	0	0	0	0	0
Team					0	2	2			0						0
Totals		32-66	7-16	10-16	19	23	42	15	15	81	12	7	14	5	0	39

Shooting By Period	1st FG%	2nd FG%	3rd FG%	4th FG%	5th FG%
1st FG%	15.33	45.5%			
3PT%	4.9	44.4%			
FT%	5.8	62.5%			
2nd FG%	17.33	51.5%			
3PT%	3.7	42.9%			
FT%	5.8	62.5%			
GM FG%	32.66	48.5%			
3PT%	7.16	43.8%			
FT%	10.16	62.5%			

Dead Ball Rebounds: 3, 0

Technical Fouls: NONE

PENN HOU

Biggest lead	0 (1st 20:00)	44 (2nd 1:05)
Best Scoring Run	6 (1st 10:14)	18 (1st 13:07)
Lead Changes	0	14
Times Tied	0	10
Time with Lead	00:00	39:35

Points from	PENN	HOU
Turnovers	4	25
Paint	14	44
Second Chance	10	20
Fast Breaks	0	9
Bench	16	20

Period by Period Scoring	1st	2nd	TOT
PENN	17	25	42
HOU	39	42	81

#3/3 HOUSTON 89, WEST VIRGINIA 55

Saturday, Jan. 6, 2024 • Fertitta Center • Houston



Official Basketball Box Score - Final
West Virginia at Houston
01/06/24 Fertitta Center, Houston, Texas
2023-24 Men's Basketball

Game Time: 1:01 PM
Game Duration: 1:52
Attendance: 7,387

Officials: Keith Kimble, Rick Crawford, Christopher Merlo

West Virginia - 55

Record: 5-9 (0-1)

NO. Name	Min	FG	3P	FT	Rebounds	Fouls	TP	AS	TO	ST	Blocks	BS	BA	+/		
11 Quinn Stazinski	F 20:40	3-11	1-7	1-1	0	1	1	0	2	8	0	1	0	0	3	-26
13 Akok Akok	F 18:40	1-2	1-1	1-2	2	3	5	1	1	4	1	1	0	4	0	-22
1 Noah Farrakhan	G 24:16	4-12	0-2	1-2	1	2	3	4	2	9	2	0	1	0	2	-13
3 Kerr Krisia	G 26:19	2-4	1-3	2-2	0	1	1	1	3	7	1	3	0	0	1	-27
12 RaeQuan Battle	G 22:38	1-9	0-3	2-4	1	2	3	3	3	4	1	3	0	0	1	-21
14 Seth Wilson	T 21:35	1-4	1-3	2-2	0	3	3	2	1	5	0	0	0	0	0	-13
24 Pat Summitt	27:20	6-8	0-0	1	3	2	5	2	1	12	0	0	0	0	1	-17
22 Josiah Harris	18:37	0-1	0-1	4-4	1	5	6	2	3	4	3	1	1	0	1	-13
2 Kobe Johnson	14:47	0-3	0-2	2-2	0	0	0	0	3	2	2	0	0	0	0	-8
5 Jeremiah Bembry	02:34	-0-1	0-0	0-0	1	0	1	0	0	0	0	1	0	1	0	-5
9 Ofri Naveh	02:34	-0-1	0-1	0-0	0	0	0	0	0	0	0	0	0	1	0	-5
Team					4	2	6	0	0	2						
Totals		18-56	4-23	15-20	13	21	34	15	19	55	10	12	3	5	9	-34

rv/rv TCU 68, #2/2 HOUSTON 67

Saturday, Jan. 13, 2024 • Ed and Rae Schollmaier Arena • Fort Worth, Texas

NCAA	Official Basketball Box Score - Final										Game Time: 5:00 PM	
	Houston at TCU										Game Duration: 2:10	
	01/13/24 Ed and Rae Schollmaier Arena, Fort Worth										Attendance: 6,151	
	2023-24 Men's Basketball										Officials: Doug Simmons, Jeb Harniss, Brooks Wells	

Houston - 67												
Record: 14-2 (1-2)												
NO.	Name	Min	FG	3P	FT	Rebounds	Fouls	TP	AS	TO	ST	Blocks
			M-A	M-A	M-A	OR DR TOT	PF					BS BA +/-
5	Ja'Vier Francis	21:06	1-1	0-0	0-0	3 3 6	2 0	2	0	0	0	2 0 -8
13	J'Wan Roberts	F 36:02	10-18	0-0	0-1	6 7 13	2 1	20	5	0	0	4 1 1
1	Jamal Shead	G 25:38	5-9	1-3	0-0	1 0 1	4 1	11	5	1	1	0 0 -1
4	LJ Cryer	G 36:46	2-14	1-7	0-0	1 4 5	1 0	5	1	1	2	2 2
21	Emanuel Sharp	G 28:54	2-7	1-4	3-4	0 0 0	4 5	8	1	1	3	0 1 6
25	Joseph Tugler	11:06	2-3	0-0	0-0	1 2 3	4 1	4	0	0	0	0 0 -1
11	Damian Dunn	29:02	5-8	1-2	6-8	1 3 4	3 6	17	3	2	1	0 0 2
3	Ramon Walker Jr.	05:12	0-1	0-1	0-0	0 1 1	2 0	0	0	0	0	0 0 0
8	Mylik Wilson	06:14	0-3	0-1	0-0	0 2 2	2 0	0	0	0	0	0 0 -5
Team						1 2 3		0		2		
Totals			27-64	4-18	9-13	14 24 38	24 14	67	15	7	7	4 -1

TCU - 68												
Record: 13-3 (2-1)												
NO.	Name	Min	FG	3P	FT	Rebounds	Fouls	TP	AS	TO	ST	Blocks
			M-A	M-A	M-A	OR DR TOT	PF					BS BA +/-
2	Emanuel Miller	F 37:24	3-10	2-2	5-6	0 3 3	0 3	13	5	2	0	1 2 1
8	Ernest Udeh Jr.	C 17:04	2-4	0-0	0-4	5 4 9	1 5	4	0	0	0	1 0 0
0	Micha Peavy	G 30:53	3-6	0-1	1-2	2 3 5	3 1	7	3	2	1	0 2 -1
3	Avery Anderson III	G 27:49	3-8	1-3	4-6	0 1 1	3 4	11	6	1	0	0 0 2
11	Trevian Tenyson	G 20:55	4-7	4-6	0-0	2 2 4	1 4	12	0	3	0	0 1 8
12	Xavier Cork	19:24	3-5	0-0	0-0	1 2 3	0 0	6	0	0	0	2 2 0
4	Jamper Nelson Jr.	20:19	2-5	1-3	4-8	0 3 3	1 6	9	3	1	2	0 0 0
5	Chuck O'Bannon	09:49	1-2	0-0	1-2	1 3 4	0 1	3	0	1	0	0 0 0
21	Jakobe Coles	12:51	1-3	0-0	1-1	0 0 0	2 1	3	1	0	0	0 0 -2
44	Essam Mostafa	03:32	0-1	0-0	0-0	0 0 0	0 1	0	0	1	0	0 0 1
Team						5 2 7		0		0		
Totals			22-51	8-15	16-29	14 23 37	14 23	68	18	11	3	4 7 1

Technical Fouls:NONE												
		UH	TCU	Points from		UH	TCU	Period by Period Scoring				
Biggest lead		12 (1 st 8:14)	7 (2 nd 12:57)	Turnovers		13	7	1st 2nd TOT				
Best Scoring Run		8 (2 nd 4:22)	9 (1 st 5:21)	Paint		40	28	UH				
Lead Changes		4		Second Chance		13	9	TCU				
Times Tied		3		Fast Breaks		8	8					
Time with Lead		21:51	15:27	Bench		21	21					

#5/5 HOUSTON 77, #25/25 TEXAS TECH 54

Wednesday, Jan. 17, 2024 • Fertitta Center • Houston

NCAA	Official Basketball Box Score - Final										Game Time: 8:05 PM	
	Texas Tech at Houston										Game Duration: 1:54	
	01/17/24 Fertitta Center, Houston, Texas										Attendance: 7,588	
	2023-24 Men's Basketball										Officials: Marques Pettigrew, Roger Ayers, Tony Chiazza	

Texas Tech - 54												
Record: 14-3 (3-1)												
NO.	Name	Min	FG	3P	FT	Rebounds	Fouls	TP	AS	TO	ST	Blocks
			M-A	M-A	M-A	OR DR TOT	PF					BS BA +/-
5	Darrion Williams	F 27:51	2-9	1-4	0-0	0 4 4	4 1	5	2	2	0	1 0 -25
22	Warren Washington	F 33:41	2-5	0-0	2-6	5 4 9	1 6	6	3	1	2	3 1 -23
2	Pop Isaacs	G 32:15	4-15	3-10	1-2	0 2 2	0 1	12	5	4	1	0 0 -12
6	Joe Toussaint	G 34:27	2-4	1-2	4-7	0 3 3	1 3	9	2	4	0	0 0 -20
24	Kerwin Walton	G 32:05	6-11	6-9	0-0	2 1 3	0 0	18	0	1	0	0 1 -24
0	Chance McMillian	23:24	1-4	0-2	0-0	1 1 2	1 3	2	1	0	1	0 0 -11
25	Robert Jennings	06:19	1-1	0-0	0-0	1 2 3	1 1	2	0	0	0	0 0 0
1	Lamar Washington	09:58	0-0	0-0	0-0	0 0 0	1 0	0	0	0	0	0 0 0
Team						1 1 2		0		2		
Totals			18-49	11-27	7-15	10 28 38	9 15	54	13	14	4	2 -23

Houston - 77												
Record: 15-2 (2-2)												
NO.	Name	Min	FG	3P	FT	Rebounds	Fouls	TP	AS	TO	ST	Blocks
			M-A	M-A	M-A	OR DR TOT	PF					BS BA +/-
5	Ja'Vier Francis	F 24:52	3-7	0-0	0-0	2 4 6	1 0	6	0	0	1	2 1 31
13	J'Wan Roberts	F 29:16	6-9	0-0	0-0	3 4 7	2 2	12	2	1	2	0 0 16
1	Jamal Shead	G 33:38	12-16	2-3	0-0	4 4 4	1 2	29	10	2	2	0 1 30
4	LJ Cryer	G 34:22	3-8	2-4	0-0	2 2 2	2 0	8	2	0	1	0 1 24
21	Emanuel Sharp	G 20:57	3-8	2-5	0-0	0 3 3	1 1	8	0	1	0	0 1 9
11	Damian Dunn	28:06	2-6	1-2	0-0	2 2 4	0 2	5	0	0	2	0 0 16
3	Ramon Walker Jr.	12:40	1-2	0-0	0-0	0 5 5	4 0	2	0	1	1	0 0 -4
8	Mylik Wilson	10:06	1-4	1-3	0-0	3 1 4	0 2	3	0	0	0	0 0 -1
8	Mylik Wilson	02:57	1-2	0-0	0-0	0 0 0	2 0	2	0	1	0	0 0 -4
20	Ryan Elvin	01:50	0-0	0-0	0-0	0 0 0	0 0	0	0	0	0	0 0 -2
2	Cedric Lath	01:16	1-1	0-0	0-0	1 1 1	0 0	2	0	0	0	0 0 0
Team						1 1 2		0		0		
Totals			33-63	8-17	3-3	12 26 38	15 9	77	14	6	9	2 4 23

Technical Fouls:NONE												
		TTU	HOU	Points from		TTU	HOU	Period by Period Scoring				
Biggest lead		3 (1 st 14:16)	27 (2 nd 2:58)	Turnovers		7	17	1st 2nd TOT				
Best Scoring Run		5 (1 st 6:29)	13 (1 st 7:24)	Paint		8	40	TTU				
Lead Changes		4		Second Chance		7	10	HOU				
Times Tied		2		Fast Breaks		2	10					
Time with Lead		05:08	32:17	Bench		4	14					

#5/5 HOUSTON 57, UCF 42

Saturday, Jan. 20, 2024 • Fertitta Center • Houston

NCAA	Official Basketball Box Score - Final										Game Time: 1:01 PM	
	UCF at Houston										Game Duration: 2:07	
	01/20/24 Fertitta Center, Houston, Texas										Attendance: 7,184	
	2023-24 Men's Basketball										Officials: Any Bonner, Michael Greenstein, Bobby Bissant	

UCF - 42													Officials: Any Bonner, Michael Greenstein, Bobby Bissant					
Record: 11-6 (2-3)																		
NO.	Name	Min	FG	3P	FT	Rebounds		Fouls		TP	AS	TO	ST	Blocks		+/-		
			M-A	M-A	M-A	OR	DR	OT	PF					FD	BS		BA	
11	Ibrahim Diallo	F 16:23	0-2	0-0	0-0	1	4	5	2	2	0	0	0	1	0	1	-14	
21	C.J. Walker	F 18:53	1-2	1-1	1-3	0	2	2	2	3	4	0	2	1	1	0	-5	
2	Shemari Allen	G 30:50	1-7	1-3	2-5	2	1	3	3	4	5	0	2	1	0	0	-14	
3	Darius Johnson	G 31:49	0-6	0-2	3-4	0	3	3	4	4	3	3	5	0	0	0	-16	
24	Jaylin Sellers	G 30:13	0-7	0-4	4-4	2	7	9	1	2	4	1	2	0	0	2	-21	
13	Marchelus Avery	24:01	1-9	0-4	8-8	1	5	6	0	3	10	1	2	0	1	3	-11	
5	Omar Payne	14:35	1-2	0-1	0-0	1	1	2	3	0	2	0	0	1	0	0	-9	
31	Thierno Sylla	17:01	2-6	2-5	2-2	2	3	5	1	1	8	0	1	1	0	1	0	
1	Antwann Jones	03:15	1-3	0-1	0-0	0	0	0	0	0	2	0	1	0	0	0	3	
4	Cornell Emuabor	03:15	0-0	0-0	1-2	0	1	1	0	1	1	0	0	0	0	0	3	
12	DeMar Langford Jr.	03:15	0-0	0-0	0-2	0	1	1	0	0	0	0	0	0	0	0	3	
15	Tyler Hendricks	03:15	0-0	0-0	3-3	0	0	0	0	1	3	0	0	0	0	0	3	
22	Nils Machowski	03:15	0-0	0-0	0-0	0	0	0	0	0	0	0	0	0	0	0	3	
Team						2		2		4		0		1		0		
Totals			7-44		4-21		24-33		11		30		41		5		15	
Technical Fouls: NONE																		

#4/4 HOUSTON 74, rv/rv KANSAS STATE 52

Saturday, Jan. 27, 2024 • Fertitta Center • Houston



Official Basketball Box Score - Final

Kansas St. at Houston

01/27/24 Fertitta Center, Houston, Texas

2023-24 Men's Basketball

Game Time: 11:01 AM

Game Duration: 2:04

Attendance: 7,260

Record: 14-6 (4-3)

Officials: Gary Maxwell, Chance Moore, Byron Jarrett

NO. Name	Min	FG M-A	3P M-A	FT M-A	Rebounds OR DR TOT	Fouls PF FD	TP	AS	TO	ST	Blocks BS BA	+/-	Shooting By Period								
1 David N'Guessan	15:39	1-2	0-1	0-0	1 2 3	1 0 2	0	1	1	0	0	-14	1st FG% 8-24 33.3%	3PT% 4-11 36.4%	FT% 1-4 25%	2nd FG% 11-23 47.8%	3PT% 3-10 30.0%	GM FG% 19-47 40.4%			
24 Arthur Kaluma	F 35:13	4-9	2-6	1-2	0 2 2	0 2 11	1	6	1	2	1	-22	FT% 6-8 75%	GM FG% 7-21 33.3%	FT% 7-12 58.3%	Dead Ball Rebounds: 3, 0					
13 Will McNair Jr.	C 24:32	1-4	0-0	0-2	1 8 9	4 4 2	3	1	1	1	0	-6									
2 Tylor Perry	G 24:43	1-5	1-5	0-0	0 0 0	0 2 3	2	1	1	0	0	-13									
5 Cam Carter	G 35:14	6-15	3-6	1-2	1 4 5	5 4 16	1	4	0	0	0	-26									
20 Jerrell Colbert	13:11	0-1	0-0	1-2	0 1 1	2 1 1	0	1	0	1	0	-17									
23 Macaleab Rich	10:49	1-1	0-0	0-0	0 0 0	2 1 2	0	0	0	0	0	6									
3 Dorian Finister	11:54	0-2	0-1	0-0	0 1 1	1 0 0	0	0	0	0	0	1									
4 Dai Dai Ames	16:22	3-5	1-1	4-4	0 0 0	3 2 11	0	1	0	0	1	-13									
8 RJ Jones	12:23	2-3	0-1	0-0	1 1 2	2 0 4	1	1	0	0	0	-8									
Team					3 2 5	0	2														
Totals	19:47	7-21	7-12	7 21	28 21 16	52	8	18	4	5	3	-22									
Technical Fouls:Coach 2nd:05:05																					

Houston - 74													Record: 19-2 (5-2)			
NO. Name	Min	FG M-A	3P M-A	FT M-A	Rebounds OR DR TOT	Fouls PF FD	TP	AS	TO	ST	Blocks BS BA	+/-	Shooting By Period			
5 Ja'Vier Francis	F 19:47	0-0	0-0	2-4	3 5 8	2 3 2	1	0	2	1	0	10	1st FG% 14-34 41.2%	3PT% 6-14 42.9%		
13 J'Wan Roberts	F 28:02	5-8	0-0	4-6	5 1 6	2 4 14	2	0	0	0	0	25	FT% 7-14 50%	2nd FG% 8-21 38.1%		
1 Jamal Shead	G 28:27	6-12	2-4	3-4	0 0 0	1 1 17	3	1	2	0	1	30	3PT% 1-7 14.3%	GM FG% 22-55 40.0%		
4 LJ Cryer	G 25:18	3-11	1-6	0-0	0 1 1	1 0 7	1	1	1	0	2	19	FT% 7-21 33.3%	FT% 23-34 67.6%		
21 Emanuel Sharp	G 30:57	3-15	2-8	1-2	2 4 6	1 2 9	2	1	1	3	0	2	17	Dead Ball Rebounds: 8, 0		
11 Damian Dunn	21:53	2-4	2-3	7-8	0 4 4	1 4 13	0	3	2	0	0	8				
25 Joseph Tugler	16:00	2-2	0-0	3-6	0 3 3	4 4 7	0	0	1	1	0	11				
8 Mylik Wilson	12:57	1-2	0-0	2-2	1 1 2	1 1 4	0	0	1	0	1	3				
3 Ramon Walker Jr.	11:58	0-1	0-0	1-2	0 0 1	1 1 1	0	0	0	0	0	-3				
2 Cedric Lath	02:28	0-0	0-0	0-0	0 0 0	1 0 0	0	0	0	0	0	-5				
20 Ryan Elvin	02:13	0-0	0-0	0-0	0 0 0	1 0 0	0	0	0	0	0	-5				
Team					4 3 7	0	1									
Totals	22:55	7-21	23-34	15 23 38	16 20 74	9	8	11	3	5	22					
Technical Fouls:NONE																

KSU		HOU		Points from		KSU		HOU		Period by Period Scoring	
Biggest lead	0 (1st 20:00)	29 (2nd 4:19)		Turnovers	11 25	1st	2nd	TOT		KSU	21 31 52
Best Scoring Run	6 (2nd 15:05)	11 (1st 14:36)		Paint	18 28	HOU	41 33 74				
Lead Changes	0			Second Chance	7 15						
Times Tied	0			Fast Breaks	4 8						
Time with Lead	00:00	39:01		Bench	18 25						

#4/4 HOUSTON 76, rv/rv TEXAS 72 (OT)

Monday, Jan. 29, 2024 • Moody Center • Austin, Texas



Official Basketball Box Score - Final

Houston at Texas

01/29/24 Moody Center, Austin

2023-24 Men's Basketball

Game Time: 8:00 PM

Game Duration: 2:33

Attendance: 11,213

Houston - 76

Record: 19-2 (6-2)

Officials: Kipp Kasinger, Keith Kimble, Roger Ayers

NO. Name	Min	FG M-A	3P M-A	FT M-A	Rebounds OR DR TOT	Fouls PF FD	TP	AS	TO	ST	Blocks BS BA	+/-	Shooting By Period								
													1st FG%	3PT%	FT%	2nd FG%	3PT%	FT%	3rd FG%	3PT%	FT%
5 Ja'Vier Francis	F 25:38	1-2	0-0	2-2	2 6 8	5 2 4	1	0	0	1	0	-4	1st FG%	14-30	46.7%	3PT%	3-10	30.0%	FT%	2-2	100%
13 J'Wan Roberts	F 37:35	5-9	0-0	4-7	3 5 8	2 8 14	2	2	1	2	0	12	2nd FG%	12-32	37.5%	3PT%	5-13	38.5%	FT%	3-6	50.0%
1 Jamal Shead	G 41:54	11-24	3-9	0-1	3 5 8	5 2 25	4	4	1	0	4	8	3rd FG%	26-68	48.5%	3PT%	7-19	36.8%	FT%	23-34	67.6%
4 LJ Cryer	G 39:26	5-17	2-9	2-2	1 1 2	3 1 14	3	1	1	0	0	5	OT FG%	2-6	33.3%	3PT%	0-1	0.0%	FT%	0-1	0.0%
21 Emanuel Sharp	G 40:39	3-8	3-6	4-4	0 8 8	0 3 13	2	2	1	0	0	5	GM FG%	26-68	48.5%	3PT%	8-24	33.3%	FT%	12-16	75.0%
25 Joseph Tugler	19:22	2-4	0-0	0-0	4 1 5	3 0 4	0	0	0	2	0	8									
11 Damian Dunn	11:51	0-3	0-0	0-0	2 2 2	0 0 0	0	1	0	1	0	-15									
3 Ramon Walker Jr.	04:12	0-0	0-0	0-0	0 1 1	1 0 0	0	0	0	0	0	0									
8 Mylik Wilson	04:23	1-1	0-0	0-0	0 1 1	1 0 2	0	0	1	0	0	1									
Team					2 2 4	0	0	0	0	0	0	1									
Totals	28:68	8-24	12-16	15 32	47 20 16	76	13	10	5	6	4	4									
Technical Fouls:NONE													Dead Ball Rebounds: 1, 0								

Texas - 72													Record: 14-7 (3-5)								
NO. Name	Min	FG M-A	3P M-A	FT M-A	Rebounds OR DR TOT	Fouls PF FT	TP	AS	TO	ST	Blocks BS BA	+/-	Shooting By Period								
1 Dylan Disu	F 36:25	5-14	1-4	3-3	1 5 6	5 3 14	1	3	1	2	4	-5	1st FG% 11-31 35.5%	3PT% 3-13 23.1%	FT% 0-0 0%						
23 Dillon Mitchell	F 32:47	7-13	0-0	2-4	3 7 10	2 5 16	0	1	1	0	1	2	FT% 0-0 0%	3PT% 3-13 23.1%	FT% 0-0 0%						
3 Max Abmas	G 42:40	6-15	2-8	6-8	1 4 5	2 5 16	0	3	1	0	0	-3	2nd FG% 14-23 60.9%	3PT% 3-5 60.0%	FT% 0-0 0%						
4 Tyrese Hunter	G 42:19	2-4	1-1	0-0	0 2 2	1 2 3	5	1	1	1	0	-3	3rd FG% 14-23 60.9%	3PT% 3-5 60.0%	FT% 0-0 0%						
9 Ithal Horton	G 19:54	1-4	1-3	0-0	0 2 2	1 1 3	2	1	1	0	0	-3	1st FG% 11-31 35.5%	3PT% 3-13 23.1%	FT% 0-0 0%						
2 Chendall Weaver	25:34	1-4	0-2	3-5	0 2 2	2 3 5	2	1	1	0	0	-1	2nd FG% 14-23 60.9%	3PT% 3-13 23.1%	FT% 0-0 0%						
30 Brock Cunningham	09:11	2-4	1-2	0-0	0 1 1	0 1 5	2	0	0	0	0	-1	3rd FG% 14-23 60.9%	3PT% 3-13 23.1%	FT% 0-0 0%						
5 Kadin Shedrick	16:10	2-2	0-0	0-0	1 3 4	3 0 4	2	0	0	1	0	-4	1st FG% 11-31 35.5%	3PT% 3-13 23.1%	FT% 0-0 0%						
Team					2 2 4	0 0 0	0	0					2nd FG% 14-23 60.9%	3PT% 3-5 60.0%	FT% 0-0 0%						
Totals		26-60	14-20	8 28	36 16 20	72 19	10	6	4	6	4	-4	1st FG% 11-31 35.5%	3PT% 3-13 23.1%	FT% 0-0 0%						
Technical Fouls:NONE																					

	UH	TEXAS	Points from		UH	TEXAS	Period by Period Scoring					
Biggest lead	12 (1 st 3:17)	6 (2 nd 8:23)	Turnovers	10	11			1st	2nd	OT1	TOT	
Best Scoring Run	9 (1 st 6:39)	7 (2 nd 15:23)	Paint	32	24			UH	33	32	11	76
Lead Changes	11		Second Chance	19	8							
Times Tied	8		Fast Breaks	9	8							
Time with Lead	31:36	07:44	Bench	6	14			TEXAS	25	40	7	72

#5/5 HOUSTON 67, CINCINNATI 62

Saturday, Feb. 10, 2024 • Fifth Third Arena • Cincinnati



Official Basketball Box Score - Final
Houston at Cincinnati
02/10/24 Fifth Third Arena, Cincinnati
Cincinnati vs. Houston

Game Time: 4:00 PM
Game Duration: 2:10
Attendance: 12,715

Officials: Kipp Kissingner, Jeb Harness, Chris Paci

Houston - 67

Record: 21-3 (9-3)

NO.	Name	Min	FG	3P	FT	Rebounds	Fouls	TP	AS	TO	ST	Blocks	+/-
			M-A	M-A	M-A	OR DR TOT	PF FD					BS BA	
5	Ja'Vier Francis	18:05	2-3	0-0	1-2	4 2 6	4 1 5	0	0	0	1	0	0
13	J'Wan Roberts	16:44	10-15	0-0	0-1	4 4 8	2 2 20	0	2	0	1	0	5
1	Jamal Shead	38:07	6-25	2-8	2-2	1 3 4	3 2 16	4	0	1	0	2	9
4	LJ Cryer	16:50	2-7	0-4	4-5	0 2 2	4 3 8	1	1	0	0	0	17
21	Emanuel Sharp	34:01	3-7	1-3	2-2	1 5 6	2 3 9	0	1	1	0	1	15
25	Joseph Tugler	19:36	2-3	0-0	1-2	1 2 3	3 1 5	2	0	0	2	0	9
8	Mylik Wilson	21:09	2-5	0-0	0-0	3 4 7	2 1 4	2	0	3	0	0	-10
11	Damian Dunn	11:31	0-4	0-1	0-0	2 0 2	0 0 0	0	1	0	0	0	-18
3	Ramon Walker Jr.	03:57	0-0	0-0	0-0	0 1 1	0 0 0	0	0	0	0	0	-2
Team													
Totals													

Shooting By Period		
1 st FG%	9-33	27.3%
3PT%	2-11	18.2%
FT%	9-10	90%
2 nd FG%	18-36	50.0%
3PT%	1-5	20.0%
FT%	1-4	25%
GM FG%	27-69	39.1%
3PT%	3-16	18.8%
FT%	10-14	71.4%

Dead Ball Rebounds: 2, 1

Technical Fouls: NONE

Cincinnati - 62

Record: 15-8 (4-6)

NO.	Name	Min	FG	3P	FT	Rebounds	Fouls	TP	AS	TO	ST	Blocks	+/-
			M-A	M-A	M-A	OR DR TOT	PF FD					BS BA	
30	Viktor Lakhin	12:49	0-4	0-3	0-0	0 3 3	2 0 0	1	0	0	0	1	-15
41	Simas Lukosius	34:24	2-7	2-6	0-0	0 5 5	2 3 8	1	1	0	0	0	1
55	Aziz Bandaogo	20:43	2-3	0-0	4-4	0 1 1	1 3 8	0	1	1	1	0	-9
1	Day Day Thomas	21:36	3-7	1-2	0-0	1 1 2	3 1 7	0	2	0	0	0	-13
15	John Newman III	33:34	3-6	1-2	3-4	4 6 10	2 3 10	3	2	0	0	1	-9
0	Dan Skillings Jr.	32:45	4-11	2-7	3-5	1 2 3	2 2 13	1	1	1	1	0	8
13	Jamille Reynolds	18:49	2-5	0-0	4-6	2 2 4	1 4 8	2	1	0	0	0	-4
2	Jizzelle James	20:24	3-8	0-0	4-6	0 3 3	0 4 10	0	0	0	0	1	2
33	Ody Oguama	02:09	0-0	0-0	0-0	0 0 0	0 0 0	0	0	0	0	0	-4
5	CJ Fredrick	02:16	0-0	0-0	0-0	0 0 0	0 0 0	0	0	0	0	0	-1
10	Josh Reed	00:31	0-0	0-0	0-0	0 0 0	0 0 0	0	0	0	0	0	-1
Team													
Totals													

Shooting By Period		
1 st FG%	10-24	41.7%
3PT%	4-11	36.4%
FT%	8-12	66.7%
2 nd FG%	9-27	33.3%
3PT%	2-9	22.2%
FT%	10-13	76.9%
GM FG%	19-51	37.3%
3PT%	6-20	30.0%
FT%	18-25	72.0%

Dead Ball Rebounds: 5, 2

Technical Fouls: Coach 1st 15:09

	HOU	CIN	Points from	HOU	CIN	Period by Period Scoring
Biggest lead	13 (1 st 14:04)	7 (2 nd 17:19)	Turnovers	8	9	1st 2nd TOT
Best Scoring Run	9 (2 nd 14:04)	15 (1 st 0:31)	Paint	38	22	HOU 29 38 67
Lead Changes	2		Second Chance	22	14	CIN 32 30 62
Times Tied	2		Fast Breaks	2	10	
Time with Lead	31:32	06:03	Bench	9	31	

#3/3 HOUSTON 82, rv/- TEXAS 61

Saturday, Feb. 17, 2024 • Fertitta Center • Houston



Official Basketball Box Score - Final
Texas at Houston
02/17/24 Fertitta Center, Houston
2023-24 Men's Basketball

Game Time: 12:03 PM
Game Duration: 2:08
Attendance: 7,904

Officials: Gary Maxwell, Michael Greenstein, Bobby Bessant III

Texas - 61

Record: 16-9 (5-7)

NO.	Name	Min	FG	3P	FT	Rebounds	Fouls	TP	AS	TO	ST	Blocks	+/-
			M-A	M-A	M-A	OR DR TOT	PF FD					BS BA	
1	Dylan Disu	24:49	5-13	2-4	4-5	3 4 7	4 3 18	0	0	0	0	2	-19
23	Dillon Mitchell	17:45	1-2	0-0	1-2	3 2 5	1 3 3	0	1	2	0	0	-22
2	Chendall Weaver	26:13	4-6	0-1	3-5	0 4 4	2 5 11	1	0	0	0	1	-14
3	Max Abmas	34:51	2-14	1-5	2-3	2 3 5	4 2 7	4	3	0	0	3	-20
4	Tyrese Hunter	32:53	3-9	1-3	0-0	0 2 2	2 1 7	1	5	2	0	1	-21
9	Ithiel Horton	22:05	1-3	0-2	1-1	0 2 2	1 1 3	0	1	0	0	0	-8
30	Brock Cunningham	17:48	2-3	1-2	0-0	0 2 2	1 1 5	2	1	0	0	0	-4
5	Kadin Shedrick	18:27	3-6	1-1	0-0	1 0 1	3 0 7	0	1	1	3	0	1
21	Ze'rik Onyema	03:48	1-1	0-0	0-0	1 1 1	1 0 2	0	2	0	1	0	0
0	Chris Johnson	01:22	0-0	0-0	0-0	0 1 1	0 0 0	0	1	0	0	0	2
Team													
Totals													

Shooting By Period		
1 st FG%	10-29	34.5%
3PT%	4-9	44.4%
FT%	3-8	37.5%
2 nd FG%	12-28	42.9%
3PT%	2-9	22.2%
FT%	8-8	100%
GM FG%	22-57	38.6%
3PT%	6-18	33.3%
FT%	11-16	68.8%

Dead Ball Rebounds: 0, 0

Technical Fouls: NONE

Houston - 82

Record: 22-3 (9-3)

NO.	Name	Min	FG	3P	FT	Rebounds	Fouls	TP	AS	TO	ST	Blocks	+/-
			M-A	M-A	M-A	OR DR TOT	PF FD					BS BA	
5	Ja'Vier Francis	24:55	3-6	0-0	1-2	4 2 6	3 3 7	0	2	1	2	2	28
13	J'Wan Roberts	28:19	4-10	0-0	1-3	4 3 7	1 2 9	-4	1	1	1	0	28
1	Jamal Shead	32:52	6-11	1-4	3-4	1 10 11	3 2 16	6	3	6	2	0	25
4	LJ Cryer	32:35	9-13	6-9	2-3	1 0 1	1 2 26	0	0	0	0	0	28
21	Emanuel Sharp	26:29	5-11	1-5	4-4	0 3 3	4 4 15	1	0	4	0	1	12
25	Joseph Tugler	13:31	1-1	0-0	0-2	1 2 3	3 1 2	0	1	1	1	0	-5
8	Mylik Wilson	15:14	1-6	0-2	1-2	3 4 7	1 2 3	1	1	0	0	1	0
33	Ramon Walker Jr.	11:41	0-1	0-1	2-2	1 3 4	0 1 2	0	0	0	0	0	-7
11	Damian Dunn	11:16	0-2	0-1	1-2	1 0 1	0 1 1	0	0	0	0	1	0
2	Cedric Lath	01:34	0-0	0-0	0-0	0 0 0	0 0 0	0	0	0	0	0	-2
20	Ryan Elvin	01:34	0-1	0-1	1-2	0 0 0	0 1 1	0	0	0	0	0	-2
Team													
Totals													

Shooting By Period		
1 st FG%	15-32	46.9%
3PT%	3-12	25.0%
FT%	7-11	63.6%
2 nd FG%	14-30	46.7%
3PT%	5-11	45.5%
FT%	9-15	60%
GM FG%	29-62	46.8%
3PT%	8-23	34.8%
FT%	16-26	61.5%

Dead Ball Rebounds: 4, 0

Technical Fouls: NONE

	TEX	HOU	Points from	TEX	HOU	Period by Period Scoring
Biggest lead	0 (1 st 20:00)	26 (2 nd 2:07)	Turnovers	4	19	1st 2nd TOT
Best Scoring Run	7 (2 nd 7:13)	12 (2 nd 18:33)	Paint	22	32	TEX 27 34 61
Lead Changes	0		Second Chance	7	14	HOU 40 42 82
Times Tied	2		Fast Breaks	7	16	
Time with Lead	00:00	39:02	Bench	17	9	

#3/3 HOUSTON vs. #10/10 IOWA STATE

Monday, Feb. 19, 2024 • Fertitta Center • Houston

#3/3 HOUSTON at #12/13 BAYLOR

Saturday, Feb. 24, 2024 • Ferrell Center • Waco, Texas



2023-24 Houston Men's Basketball Combined Team Statistics All games

Page 1/1
as of Feb 17, 2024

Game Records

Record	Overall	Home	Away	Neutral
ALL GAMES	22-3	14-0	4-3	4-0
CONFERENCE	9-3	6-0	3-3	0-0
NON-CONFERENCE	13-0	8-0	1-0	4-0

Score by Periods

Team	1st	2nd	OT	TOT
Houston	901	936	11	1848
Opponents	610	757	7	1374

Team Box Score

Team Box Score																						
No.	Player				Total		3-Point		F-Throw		Rebounds											
		GP-GS	MIN	AVG	FG-FGA	FG%	3FG-3FGA	3FG%	FT-FTA	FT%	OFF	DEF	TOT	AVG	PF	DQ	A	TO	BLK	STL	PTS	AVG
4	CRYER, LJ	25-25	778:34	31.1	134-330	.406	74-192	.385	40-47	.851	17	45	62	2.5	42	0	48	18	2	27	382	15.3
1	SHEAD, Jamal	25-25	748:14	29.9	127-288	.441	31-91	.341	35-46	.761	22	75	97	3.9	51	1	144	48	15	57	320	12.8
21	SHARP, Emanuel	25-21	662:07	26.5	89-237	.376	51-144	.354	78-93	.839	30	70	100	4.0	55	1	23	27	1	37	307	12.3
13	ROBERTS, J'Wan	24-24	629:32	26.2	95-172	.552	0-1	.000	28-54	.519	70	100	170	7.1	43	1	47	23	21	25	218	9.1
11	DUNN, Damian	25-4	458:16	18.3	53-145	.366	17-52	.327	45-67	.672	21	36	57	2.3	36	0	12	30	5	21	168	6.7
5	FRANCIS, Ja'Vier	25-25	492:30	19.7	60-98	.612	0-0	.000	29-50	.580	56	79	135	5.4	60	1	4	17	36	19	149	6.0
23	ARCENEUX, Terrance	11-0	201:23	18.3	22-57	.386	6-21	.286	10-19	.526	23	27	50	4.5	13	0	8	4	6	10	60	5.5
25	TUGLER, Joseph	25-1	414:44	16.6	39-70	.557	0-1	.000	19-41	.463	50	58	108	4.3	82	2	8	12	30	25	97	3.9
8	WILSON, Mylik	24-0	304:03	12.7	39-104	.375	3-18	.167	12-17	.706	20	48	68	2.8	29	0	20	13	7	23	93	3.9
3	WALKER JR., Ramon	23-0	253:27	11.0	12-35	.343	6-19	.316	15-24	.625	26	44	70	3.0	26	0	9	7	0	6	45	2.0
20	ELVIN, Ryan	15-0	38:36	2.6	2-10	.200	1-7	.143	1-2	.500	0	2	2	0.1	2	0	2	1	0	0	6	0.4
2	LATH, Cedric	16-0	43:35	2.7	1-4	.250	0-0	.000	1-2	.500	7	0	7	0.4	11	0	0	3	1	0	3	0.2
Team											30	41	71					14				
Total		25	5025		673-1550	.434	189-546	.346	313-462	.677	372	625	997	39.9	450	6	325	217	124	250	1848	73.9
Opponents		25	5028		454-1222	.372	148-513	.288	318-493	.645	245	576	821	32.8	400	9	278	401	70	120	1374	55.0

Team Statistics

	UH	OPP
Scoring	1848	1374
Points per game	73.9	55.0
Scoring margin	+19.0	-
Field goals-att	673-1550	454-1222
Field goal pct	.434	.372
3 point fg-att	189-546	148-513
3-point FG pct	.346	.288
3-pt FG made per game	7.6	5.9
Free throws-att	313-462	318-493
Free throw pct	.677	.645
F-Throws made per game	12.5	12.7
Rebounds	997	821
Rebounds per game	39.9	32.8
Rebounding margin	+7.0	-
Assists	325	278
Assists per game	13.0	11.1
Turnovers	217	401
Turnovers per game	8.7	16.0
Turnover margin	+7.4	-
Assist/turnover ratio	1.5	0.7
Steals	250	120
Steals per game	10.0	4.8
Blocks	124	70
Blocks per game	5.0	2.8
Winning streak	3	-
Home win streak	14	-
Attendance	101786	87771
Home games-Avg/Game	14-7270	7-12539
Neutral site-Avg/Game	-	4-5442

Team Results

Date	Opponent		Score	Att.
11/06/2023	ULM	W	84-31	6832
11/11/2023	A&M-Corpus Christi	W	82-50	7145
11/13/2023	Stetson	W	79-48	7104
11/16/2023	vs Towson	W	65-49	2745
11/17/2023	vs Utah	W	76-66	3029
11/19/2023	vs Dayton	W	69-55	3841
11/24/2023	Montana	W	79-44	7451
12/01/2023	at Xavier	W	66-60	10472
12/06/2023	Rice	W	75-39	7159
12/09/2023	Jackson St.	W	89-55	7122
12/16/2023	vs Texas A&M	W	70-66	12152
12/21/2023	Texas St.	W	72-37	7231
12/30/2023	Penn	W	81-42	7216
01/06/2024	West Virginia	W	89-55	7387
01/09/2024	at Iowa St.	L	53-57	14267
01/13/2024	at TCU	L	67-68	6151
01/17/2024	Texas Tech	W	77-54	7586
01/20/2024	UCF	W	57-42	7184
01/23/2024	at BYU	W	75-68	16553
01/27/2024	Kansas St.	W	74-52	7260
01/29/2024	at Texas	Wot	76-72	11313
02/03/2024	at Kansas	L	65-78	16300
02/06/2024	Oklahoma St.	W	79-63	7205
02/10/2024	at Cincinnati	W	67-62	12715
02/17/2024	Texas	W	82-61	7904



2023-24 Houston Men's Basketball Combined Team Statistics In Conference games

Page 1/1
as of Feb 17, 2024

Game Records

Record	Overall	Home	Away	Neutral
ALL GAMES	9-3	6-0	3-3	0-0
CONFERENCE	9-3	6-0	3-3	0-0
NON-CONFERENCE	0-0	0-0	0-0	0-0

Score by Periods

Team	1st	2nd	OT	TOT
Houston	418	432	11	861
Opponents	328	397	7	732

Team Box Score

No.	Player				Total		3-Point		F-Throw		Rebounds															
		GP-GS	MIN	AVG	FG-FGA	FG%	3FG-3FGA	3FG%	FT-FTA	FT%	OFF	DEF	TOT	AVG	PF	DQ	A	TO	BLK	STL	PTS	AVG				
1	SHEAD, Jamal	12-12	402:55	33.6	74-172	.430	17-55	.309	27-33	.818	11	35	46	3.8	27	1	68	21	9	25	192	16.0				
4	CRYER, LJ	12-12	375:38	31.3	57-149	.383	32-86	.372	16-19	.842	8	20	28	2.3	23	0	21	9	2	16	162	13.5				
21	SHARP, Emanuel	12-12	345:06	28.8	39-110	.355	22-62	.355	28-34	.824	11	42	53	4.4	34	1	9	13	0	18	128	10.7				
13	ROBERTS, J'Wan	12-12	361:41	30.1	58-112	.518	0-1	.000	12-27	.444	40	45	85	7.1	24	1	25	11	11	11	128	10.7				
11	DUNN, Damian	12-0	200:33	16.7	20-53	.377	9-24	.375	21-27	.778	7	19	26	2.2	14	0	7	13	4	7	70	5.8				
5	FRANCIS, Ja'Vier	12-12	247:31	20.6	29-45	.644	0-0	.000	10-15	.667	28	39	67	5.6	29	1	2	4	16	8	68	5.7				
8	WILSON, Mylik	12-0	145:11	12.1	19-53	.358	2-11	.182	6-9	.667	9	26	35	2.9	15	0	5	8	1	8	46	3.8				
25	TUGLER, Joseph	12-0	200:05	16.7	18-35	.514	0-0	.000	10-21	.476	22	33	55	4.6	42	1	3	7	11	10	46	3.8				
3	WALKER JR., Ramon	12-0	117:57	9.8	4-11	.364	3-8	.375	7-9	.778	8	20	28	2.3	6	0	3	2	0	1	18	1.5				
2	LATH, Cedric	6-0	14:54	2.5	1-1	1.000	0-0	.000	0-0	.000	2	0	2	0.3	4	0	0	1	0	0	2	0.3				
20	ELVIN, Ryan	6-0	13:29	2.2	0-3	.000	0-1	.000	1-2	.500	0	1	1	0.2	1	0	1	0	0	0	1	0.2				
Team											17	19	36					6								
Total		12	2425		319-744	.429	85-248	.343	138-196	.704	163	299	462	38.5	219	5	144	95	54	104	861	71.8				
Opponents		12	2425		242-608	.398	77-252	.306	171-254	.673	115	287	402	33.5	178	3	145	162	38	56	732	61.0				

Team Statistics

	UH	OPP
Scoring	861	732
Points per game	71.8	61.0
Scoring margin	+10.8	-
Field goals-att	319-744	242-608
Field goal pct	.429	.398
3 point fg-att	85-248	77-252
3-point FG pct	.343	.306
3-pt FG made per game	7.1	6.4
Free throws-att	138-196	171-254
Free throw pct	.704	.673
F-Throws made per game	11.5	14.3
Rebounds	462	402
Rebounds per game	38.5	33.5
Rebounding margin	+5.0	-
Assists	144	145
Assists per game	12.0	12.1
Turnovers	95	162
Turnovers per game	7.9	13.5
Turnover margin	+5.6	-
Assist/turnover ratio	1.5	0.9
Steals	104	56
Steals per game	8.7	4.7
Blocks	54	38
Blocks per game	4.5	3.2
Winning streak	3	-
Home win streak	6	-
Attendance	44526	77299
Home games-Avg/Game	6-7421	6-12883
Neutral site-Avg/Game	-	0-0

Team Results

Date	Opponent		Score	Att.
01/06/2024	West Virginia	W	89-55	7387
01/09/2024	at Iowa St.	L	53-57	14267
01/13/2024	at TCU	L	67-68	6151
01/17/2024	Texas Tech	W	77-54	7586
01/20/2024	UCF	W	57-42	7184
01/23/2024	at BYU	W	75-68	16553
01/27/2024	Kansas St.	W	74-52	7260
01/29/2024	at Texas	Wot	76-72	11313
02/03/2024	at Kansas	L	65-78	16300
02/06/2024	Oklahoma St.	W	79-63	7205
02/10/2024	at Cincinnati	W	67-62	12715
02/17/2024	Texas	W	82-61	7904



2023-24 Houston Men's Basketball
Team High/Low Analysis
All games

Houston - Game Highs

POINTS	89	West Virginia (01/06/2024)
	89	Jackson St. (12/09/2023)
	84	ULM (11/06/2023)
	82	Texas (02/17/2024)
	82	A&M-Corpus Christi (11/11/2023)
FIELD GOALS MADE	34	West Virginia (01/06/2024)
	33	Texas Tech (01/17/2024)
FIELD GOAL ATTEMPTS	69	at Cincinnati (02/10/2024)
	69	at Kansas (02/03/2024)
FIELD GOAL PERCENTAGE	.531 (34-64)	West Virginia (01/06/2024)
	.526 (30-57)	Stetson (11/13/2023)
3 PT FG MADE	11	vs Texas A&M (N) (12/16/2023)
	11	Jackson St. (12/09/2023)
	11	ULM (11/06/2023)
3 PT FG ATTEMPTS	35	ULM (11/06/2023)
	30	Jackson St. (12/09/2023)
3 PT FG PERCENTAGE	.500 (9-18)	West Virginia (01/06/2024)
	.471 (8-17)	Texas Tech (01/17/2024)
FREE THROWS MADE	23	Kansas St. (01/27/2024)
	22	Jackson St. (12/09/2023)
FREE THROW ATTEMPTS	34	Kansas St. (01/27/2024)
	34	A&M-Corpus Christi (11/11/2023)
FREE THROW PERCENTAGE	1.000 (3-3)	Texas Tech (01/17/2024)
	.875 (7-8)	vs Texas A&M (N) (12/16/2023)
	.875 (7-8)	vs Dayton (N) (11/19/2023)
REBOUNDS	54	A&M-Corpus Christi (11/11/2023)
	47	at Texas (01/29/2024)
	47	Jackson St. (12/09/2023)
ASSISTS	19	ULM (11/06/2023)
	18	vs Texas A&M (N) (12/16/2023)
STEALS	18	Jackson St. (12/09/2023)
	17	Stetson (11/13/2023)
BLOCKED SHOTS	10	vs Texas A&M (N) (12/16/2023)
	9	West Virginia (01/06/2024)
	9	at Xavier (12/01/2023)
	9	A&M-Corpus Christi (11/11/2023)
TURNOVERS	16	at Iowa St. (01/09/2024)
	13	Jackson St. (12/09/2023)
FOULS	27	at Xavier (12/01/2023)
	25	Oklahoma St. (02/06/2024)



2023-24 Houston Men's Basketball
Team High/Low Analysis
All games

as c

Houston - Game Lows

POINTS	53	at Iowa St. (01/09/2024)
	57	UCF (01/20/2024)
	65	at Kansas (02/03/2024)
	65	vs Towson (N) (11/16/2023)
	66	at Xavier (12/01/2023)
FIELD GOALS MADE	19	at Iowa St. (01/09/2024)
	20	UCF (01/20/2024)
FIELD GOAL ATTEMPTS	50	at Iowa St. (01/09/2024)
	55	Kansas St. (01/27/2024)
FIELD GOAL PERCENTAGE	.344 (21-61)	at Xavier (12/01/2023)
	.345 (20-58)	UCF (01/20/2024)
3 PT FG MADE	3	at Cincinnati (02/10/2024)
	4	at TCU (01/13/2024)
	4	Texas St. (12/21/2023)
3 PT FG ATTEMPTS	15	Oklahoma St. (02/06/2024)
	16	at Cincinnati (02/10/2024)
	16	Penn (12/30/2023)
3 PT FG PERCENTAGE	.188 (3-16)	at Cincinnati (02/10/2024)
	.211 (4-19)	Texas St. (12/21/2023)
FREE THROWS MADE	3	Texas Tech (01/17/2024)
	5	Rice (12/06/2023)
FREE THROW ATTEMPTS	3	Texas Tech (01/17/2024)
	8	vs Texas A&M (N) (12/16/2023)
	8	vs Dayton (N) (11/19/2023)
FREE THROW PERCENTAGE	.500 (12-24)	vs Utah (N) (11/17/2023)
	.556 (5-9)	Rice (12/06/2023)
REBOUNDS	24	at Kansas (02/03/2024)
	33	Stetson (11/13/2023)
ASSISTS	8	at Iowa St. (01/09/2024)
	9	at Cincinnati (02/10/2024)
	9	Kansas St. (01/27/2024)
	9	at BYU (01/23/2024)
	9	Texas St. (12/21/2023)
STEALS	2	vs Texas A&M (N) (12/16/2023)
	5	at Cincinnati (02/10/2024)
	5	at Texas (01/29/2024)
BLOCKED SHOTS	1	Oklahoma St. (02/06/2024)
	1	at Kansas (02/03/2024)
TURNOVERS	3	at Kansas (02/03/2024)
	4	Montana (11/24/2023)
FOULS	12	at Kansas (02/03/2024)
	12	at BYU (01/23/2024)
	12	at Texas Tech (01/17/2024)



2023-24 Houston Men's Basketball
Team High/Low Analysis
All games

Houston - Game Lows

POINTS	53	at Iowa St. (01/09/2024)
	57	UCF (01/20/2024)
	65	at Kansas (02/03/2024)
	65	vs Towson (N) (11/16/2023)
	66	at Xavier (12/01/2023)
FIELD GOALS MADE	19	at Iowa St. (01/09/2024)
	20	UCF (01/20/2024)
FIELD GOAL ATTEMPTS	50	at Iowa St. (01/09/2024)
	55	Kansas St. (01/27/2024)
FIELD GOAL PERCENTAGE	.344 (21-61)	at Xavier (12/01/2023)
	.345 (20-58)	UCF (01/20/2024)
3 PT FG MADE	3	at Cincinnati (02/10/2024)
	4	at TCU (01/13/2024)
	4	Texas St. (12/21/2023)
3 PT FG ATTEMPTS	15	Oklahoma St. (02/06/2024)
	16	at Cincinnati (02/10/2024)
	16	Penn (12/30/2023)
3 PT FG PERCENTAGE	.188 (3-16)	at Cincinnati (02/10/2024)
	.211 (4-19)	Texas St. (12/21/2023)
FREE THROWS MADE	3	Texas Tech (01/17/2024)
	5	Rice (12/06/2023)
FREE THROW ATTEMPTS	3	Texas Tech (01/17/2024)
	8	vs Texas A&M (N) (12/16/2023)
	8	vs Dayton (N) (11/19/2023)
FREE THROW PERCENTAGE	.500 (12-24)	vs Utah (N) (11/17/2023)
	.556 (5-9)	Rice (12/06/2023)
REBOUNDS	24	at Kansas (02/03/2024)
	33	Stetson (11/13/2023)
ASSISTS	8	at Iowa St. (01/09/2024)
	9	at Cincinnati (02/10/2024)
	9	Kansas St. (01/27/2024)
	9	at BYU (01/23/2024)
	9	Texas St. (12/21/2023)
STEALS	2	vs Texas A&M (N) (12/16/2023)
	5	at Cincinnati (02/10/2024)
	5	at Texas (01/29/2024)
BLOCKED SHOTS	1	Oklahoma St. (02/06/2024)
	1	at Kansas (02/03/2024)
TURNOVERS	3	at Kansas (02/03/2024)
	4	Montana (11/24/2023)
FOULS	12	at Kansas (02/03/2024)
	12	at BYU (01/23/2024)
	12	Stetson (11/13/2023)



2023-24 Houston Men's Basketball
Team High/Low Analysis
All games

Opponent - Game Lows

POINTS	31	ULM (11/06/2023)
	37	Texas St. (12/21/2023)
	39	Rice (12/06/2023)
	42	UCF (01/20/2024)
	42	Penn (12/30/2023)
FIELD GOALS MADE	7	UCF (01/20/2024)
	11	ULM (11/06/2023)
FIELD GOAL ATTEMPTS	39	ULM (11/06/2023)
	40	Jackson St. (12/09/2023)
FIELD GOAL PERCENTAGE	.159 (7-44)	UCF (01/20/2024)
	.282 (11-39)	ULM (11/06/2023)
3 PT FG MADE	2	Texas St. (12/21/2023)
	3	at Iowa St. (01/09/2024)
	3	Montana (11/24/2023)
	3	ULM (11/06/2023)
3 PT FG ATTEMPTS	13	at Kansas (02/03/2024)
	15	at TCU (01/13/2024)
	15	at Iowa St. (01/09/2024)
	15	Texas St. (12/21/2023)
	15	vs Towson (N) (11/16/2023)
3 PT FG PERCENTAGE	.133 (2-15)	Texas St. (12/21/2023)
	.174 (4-23)	West Virginia (01/06/2024)
FREE THROWS MADE	3	Stetson (11/13/2023)
	6	ULM (11/06/2023)
FREE THROW ATTEMPTS	5	Stetson (11/13/2023)
	10	at BYU (01/23/2024)
FREE THROW PERCENTAGE	.353 (6-17)	ULM (11/06/2023)
	.467 (7-15)	Texas Tech (01/17/2024)
REBOUNDS	21	Stetson (11/13/2023)
	25	Jackson St. (12/09/2023)
ASSISTS	5	Oklahoma St. (02/06/2024)
	5	UCF (01/20/2024)
STEALS	2	at Cincinnati (02/10/2024)
	2	at Kansas (02/03/2024)
	2	Montana (11/24/2023)
BLOCKED SHOTS	0	at BYU (01/23/2024)
	0	at Iowa St. (01/09/2024)
	0	Penn (12/30/2023)
	0	Stetson (11/13/2023)
TURNOVERS	8	at Cincinnati (02/10/2024)
	10	at Texas (01/29/2024)
	10	vs Towson (N) (11/16/2023)
FOULS	9	Texas Tech (01/17/2024)



2023-24 Houston Men's Basketball
Player Highs Analysis
All games

Page 1
as of Feb 17, 20

Houston - Individual Game Highs

POINTS	29	Jamal Shead vs Texas Tech (01/17/2024)
	26	Lj Cryer vs Texas (02/17/2024)
	25	Jamal Shead at Texas (01/29/2024)
	25	Emanuel Sharp vs Jackson St. (12/09/2023)
	24	Lj Cryer at Kansas (02/03/2024)
	24	Lj Cryer vs Montana (11/24/2023)
FIELD GOALS MADE	12	Jamal Shead vs Texas Tech (01/17/2024)
	11	Jamal Shead at Texas (01/29/2024)
FIELD GOAL ATTEMPTS	25	Jamal Shead at Cincinnati (02/10/2024)
	24	Jamal Shead at Texas (01/29/2024)
FIELD GOAL PERCENTAGE (min 5 made)	1.000 (5-5)	Ja'Vier Francis vs Texas St. (12/21/2023)
	.833 (5-6)	J'Wan Roberts vs Dayton (N) (11/19/2023)
	.833 (5-6)	J'Wan Roberts vs Utah (N) (11/17/2023)
	.833 (5-6)	Ja'Vier Francis vs Towson (N) (11/16/2023)
	.833 (5-6)	Mylik Wilson vs Stetson (11/13/2023)
3 PT FG MADE	6	Lj Cryer vs Texas (02/17/2024)
	6	Lj Cryer at Kansas (02/03/2024)
3 PT FG ATTEMPTS	13	Emanuel Sharp vs Texas A&M (N) (12/16/2023)
	12	Lj Cryer at Kansas (02/03/2024)
	12	Lj Cryer at Xavier (12/01/2023)
	12	Lj Cryer vs Montana (11/24/2023)
3 PT FG PERCENTAGE (min 2 made)	.750 (3-4)	Damian Dunn vs Stetson (11/13/2023)
	.667 (6-9)	Lj Cryer vs Texas (02/17/2024)
	.667 (2-3)	Jamal Shead vs Oklahoma St. (02/06/2024)
	.667 (2-3)	Damian Dunn vs Kansas St. (01/27/2024)
	.667 (2-3)	Jamal Shead vs Texas Tech (01/17/2024)
	.667 (2-3)	Jamal Shead vs Penn (12/30/2023)
	.667 (2-3)	Lj Cryer vs Penn (12/30/2023)
	.667 (2-3)	Jamal Shead vs Texas A&M (N) (12/16/2023)
	.667 (2-3)	Emanuel Sharp vs Montana (11/24/2023)
	.667 (2-3)	Jamal Shead vs Dayton (N) (11/19/2023)
	.667 (2-3)	Ramon Walker Jr. vs A&M-Corpus Christi (11/11/2023)
FREE THROWS MADE	11	Emanuel Sharp vs Texas St. (12/21/2023)
	8	Emanuel Sharp vs Jackson St. (12/09/2023)
FREE THROW ATTEMPTS	11	Emanuel Sharp vs Texas St. (12/21/2023)
	10	Emanuel Sharp vs Jackson St. (12/09/2023)
	10	J'Wan Roberts vs A&M-Corpus Christi (11/11/2023)
FREE THROW PERCENTAGE (min 3 made)	1.000 (11-11)	Emanuel Sharp vs Texas St. (12/21/2023)
	1.000 (5-5)	Jamal Shead vs Oklahoma St. (02/06/2024)
	1.000 (5-5)	Lj Cryer vs A&M-Corpus Christi (11/11/2023)
	1.000 (4-4)	Emanuel Sharp vs Texas (02/17/2024)
	1.000 (4-4)	Emanuel Sharp at Texas (01/29/2024)
	1.000 (4-4)	Lj Cryer at BYU (01/23/2024)
	1.000 (4-4)	Damian Dunn vs West Virginia (01/06/2024)
	1.000 (4-4)	Mylik Wilson vs Penn (12/30/2023)
	1.000 (4-4)	Jamal Shead at Xavier (12/01/2023)
	1.000 (3-3)	Jamal Shead vs Texas Tech (01/17/2024)
	1.000 (3-3)	Lj Cryer vs Texas A&M (N) (12/16/2023)
	1.000 (3-3)	Lj Cryer vs Towson (N) (11/16/2023)
	1.000 (3-3)	Emanuel Sharp vs Towson (N) (11/16/2023)



2023-24 Houston Men's Basketball
Player Highs Analysis
All games

Page 2
as of Feb 17

Houston - Individual Game Highs

ASSISTS	11	Jamal Shead vs West Virginia (01/06/2024)
	10	Jamal Shead vs Texas Tech (01/17/2024)
STEALS	6	Jamal Shead vs Texas (02/17/2024)
	5	Mylik Wilson vs Jackson St. (12/09/2023)
	5	Jamal Shead vs Stetson (11/13/2023)
BLOCKED SHOTS	5	Ja'Vier Francis vs A&M-Corpus Christi (11/11/2023)
	4	J'Wan Roberts at TCU (01/13/2024)
	4	Jamal Shead vs West Virginia (01/06/2024)
TURNOVERS	5	Jamal Shead at Iowa St. (01/09/2024)
	5	Damian Dunn vs Texas St. (12/21/2023)
FOULS	5	J'Wan Roberts vs Oklahoma St. (02/06/2024)
	5	Jamal Shead at Texas (01/29/2024)
	5	Ja'Vier Francis at Texas (01/29/2024)
	5	Emanuel Sharp vs UCF (01/20/2024)
	5	Joseph Tugler at Iowa St. (01/09/2024)
	5	Joseph Tugler at Xavier (12/01/2023)



2023-24 Houston Men's Basketball
Player Highs Analysis
All games

Page 3
as of Feb 17,

Opponent - Individual Game Highs

POINTS	34	Wade Taylor IV vs Texas A&M (N) (12/16/2023)
	29	Gabe Madsen vs Utah (N) (11/17/2023)
	20	Hunter Dickinson at Kansas (02/03/2024)
	20	Max Abmas at Texas (01/29/2024)
	18	Javon Small vs Oklahoma St. (02/06/2024)
	18	Kerwin Walton vs Texas Tech (01/17/2024)
FIELD GOALS MADE	10	Wade Taylor IV vs Texas A&M (N) (12/16/2023)
	10	Gabe Madsen vs Utah (N) (11/17/2023)
FIELD GOAL ATTEMPTS	22	Wade Taylor IV vs Texas A&M (N) (12/16/2023)
	19	Gabe Madsen vs Utah (N) (11/17/2023)
FIELD GOAL PERCENTAGE (min 5 made)	.875 (7-8)	Kevin McCullar Jr. at Kansas (02/03/2024)
	.857 (6-7)	Johnny Furphy at Kansas (02/03/2024)
3 PT FG MADE	8	Gabe Madsen vs Utah (N) (11/17/2023)
	6	Kerwin Walton vs Texas Tech (01/17/2024)
	6	Wade Taylor IV vs Texas A&M (N) (12/16/2023)
3 PT FG ATTEMPTS	15	Gabe Madsen vs Utah (N) (11/17/2023)
	14	Wade Taylor IV vs Texas A&M (N) (12/16/2023)
3 PT FG PERCENTAGE (min 2 made)	1.000 (3-3)	Jordan Roberts vs A&M-Corpus Christi (11/11/2023)
	1.000 (2-2)	Emanuel Miller at TCU (01/13/2024)
	1.000 (2-2)	Hayden Hefner vs Texas A&M (N) (12/16/2023)
	1.000 (2-2)	Messiah Jones vs Towson (N) (11/16/2023)
FREE THROWS MADE	12	Javon Small vs Oklahoma St. (02/06/2024)
	8	Marchelus Avery vs UCF (01/20/2024)
	8	Wade Taylor IV vs Texas A&M (N) (12/16/2023)
	8	Desmond Claude at Xavier (12/01/2023)
FREE THROW ATTEMPTS	14	Javon Small vs Oklahoma St. (02/06/2024)
	12	Desmond Claude at Xavier (12/01/2023)
FREE THROW PERCENTAGE (min 3 made)	1.000 (8-8)	Marchelus Avery vs UCF (01/20/2024)
	1.000 (6-6)	Keiveon Hunt vs Jackson St. (12/09/2023)
	1.000 (6-6)	Dailyn Swain at Xavier (12/01/2023)
	1.000 (4-4)	Aziz Bandaogo at Cincinnati (02/10/2024)
	1.000 (4-4)	Dai Dai Ames vs Kansas St. (01/27/2024)
	1.000 (4-4)	Jaylin Sellers vs UCF (01/20/2024)
	1.000 (4-4)	Robert Jones at Iowa St. (01/09/2024)
	1.000 (4-4)	Keshon Gilbert at Iowa St. (01/09/2024)
	1.000 (4-4)	Josiah Harris vs West Virginia (01/06/2024)
	1.000 (3-3)	Dylan Disu at Texas (01/29/2024)
	1.000 (3-3)	Trevin Knell at BYU (01/23/2024)
	1.000 (3-3)	Tyler Hendricks vs UCF (01/20/2024)
REBOUNDS	12	Henry Coleman III vs Texas A&M (N) (12/16/2023)
	10	John Newman III at Cincinnati (02/10/2024)
	10	Dillon Mitchell at Texas (01/29/2024)
ASSISTS	9	Kobe Elvis vs Dayton (N) (11/19/2023)
	7	KJ Adams, Jr. at Kansas (02/03/2024)
STEALS	3	Tre King at Iowa St. (01/09/2024)
	3	Tyler Perkins vs Penn (12/30/2023)
	3	Wade Taylor IV vs Texas A&M (N) (12/16/2023)
	3	Keiveon Hunt vs Jackson St. (12/09/2023)
	3	Abou Ousmane at Xavier (12/01/2023)



2023-24 Houston Men's Basketball
Player Highs Analysis
All games

Page 4
as of F

Opponent - Individual Game Highs

FOULS	5	Dylan Disu at Texas (01/29/2024)
	5	Cam Carter vs Kansas St. (01/27/2024)
	5	Trevin Knell at BYU (01/23/2024)
	5	Brandon Love vs Texas St. (12/21/2023)
	5	Zeke Cook vs Jackson St. (12/09/2023)
	5	Jordan O'Neal vs Jackson St. (12/09/2023)
	5	Max Fiedler vs Rice (12/06/2023)
	5	Desmond Claude at Xavier (12/01/2023)
	5	Makai Willis vs ULM (11/06/2023)