

UNIVERSITY OF HOUSTON BASKETBALL

ATHLETICS COMMUNICATIONS: 3204 Cullen Blvd. • Suite 2008 • Houston, TX • 77204 • Contact: Jeff Conrad (jconrad@central.uh.edu) O: (713) 743-9410 | C: (713) 557-3841 • UHCougars.com

#4/4 HOUSTON COUGARS (17-2 • 4-2 Big 12)

Oct. 28	UNC PEBROKE (Exhib.)	Big 12 Now/ESPN+	W, 86-47
Nov. 6	ULM	Big 12 Now/ESPN+	W, 84-31
Nov. 11	Texas A&M-Corpus Christi	Big 12 Now/ESPN+	W, 82-50
Nov. 13	STETSON	Big 12 Now/ESPN+	W, 79-48
Shriners Children's Charleston Classic (TD Arena • Charleston, S.C.)			
Nov. 16	vs. Towson	ESPN2	W, 65-49
Nov. 17	vs. Utah	ESPN2	W, 76-66
Nov. 19	vs. Dayton	ESPN	W, 69-55
Nov. 24	MONTANA	Big 12 Now/ESPN+	W, 79-44

BIG EAST-Big 12 Battle

Dec. 1	at Xavier	FS1	W, 66-60
Dec. 6	RICE	Big 12 Now/ESPN+	W, 75-39
Dec. 9	JACKSON STATE	Big 12 Now/ESPN+	W, 89-55

The Halal Guys Showcase (Toyota Center • Houston)

Dec. 16	vs. #rv/rv Texas A&M	ESPN2	W, 70-66
Dec. 21	TEXAS STATE	Big 12 Now/ESPN+	W, 72-37
Dec. 30	PENN	Big 12 Now/ESPN+	W, 81-42

Jan. 6 • WEST VIRGINIA

Jan. 9	* at rv/rv Iowa State	ESPN2	L, 53-57
Jan. 13	* at rv/rv TCU	ESPN	L, 67-68
Jan. 17	* #25/25 TEXAS TECH	ESPN	W, 77-54
Jan. 20	* UCF	Big 12 Now/ESPN+	W, 57-42
Jan. 23	* at #21/19 BYU	Big 12 Now/ESPN+	W, 75-68
Jan. 27	* rv/rv KANSAS STATE	ESPN	11 a.m.
Jan. 29	* at rv/rv Texas	ESPN	8 p.m.

Feb. 3 • OKLAHOMA STATE

Feb. 3	* at #7/8 Kansas	ESPN	3 p.m.
Feb. 6	* OKLAHOMA STATE	ESPN/2	6 p.m.
Feb. 10	* at Cincinnati	ESPN/2	3 p.m.
Feb. 17	* #rv/rv TEXAS	CBS	Noon
Feb. 19	* #23/18 IOWA STATE	ESPN	6 p.m.
Feb. 24	* at #15/14 Baylor	CBS	11 a.m.
Feb. 27	* CINCINNATI	ESPN2/U	6 p.m.

March 2 • at #11/13 Oklahoma

March 2	* at #11/13 Oklahoma	ESPN2	7 p.m.
March 6	* at UCF	Big 12 Now/ESPN+	6 p.m.

Senior Day

March 9	* #7/8 KANSAS	ESPN	3 p.m.
Phillips 66 Big 12 Championship (T-Mobile Center • Kansas City, Mo.)			
March 12-16	vs. TBA	TBA	TBA

NCAA Tournament First/Second Rounds

March 21-24	vs. TBA	TBA	TBA
NCAA Tournament Regionals			
March 28-31	vs. TBA	TBA	TBA

NCAA Tournament Final Four (State Farm Stadium • Phoenix)

April 6	vs. TBA	TBA	TBA
NCAA Tournament National Championship (State Farm Stadium • Phoenix)			
April 6	vs. TBA	TBA	TBA

Home Games played in Fertitta Center and listed in BOLD CAPS

All times are Central and subject to change

Rankings listed as Associated Press/USA TODAY Sports Coaches'

All games can be heard on 950 AM KPRC & Varsity Network app

rv/rv KANSAS STATE WILDCATS (14-5 • 4-2 Big 12) at #4/4 HOUSTON COUGARS (17-2 • 4-2 Big 12)

11 a.m. • Saturday, Jan. 27, 2024

Fertitta Center (7,035) • Houston

Big 12 Now on ESPN+

950 AM KPRC • Varsity Network app



#4/4 HOUSTON HOSTS rv/rv KANSAS STATE in SATURDAY BLACKOUT GAME

• Winners of its last 16 home games, #4/4 Houston returns to the friendly confines of Fertitta Center to play host to rv/rv Texas State at 11 a.m., Saturday.

• After dropping two Big 12 road games by a combined five points, the Cougars rebounded with wins in each of their next three games, including a 75-68 win at #21/19 BYU in Provo, Utah, on Tuesday in their most recent action.

• Saturday's game will be the first meeting against Kansas State since the 1974-75 season. It also will be the Cougars' lone meeting against the Wildcats during the 2023-24 regular season.

• As the college basketball world celebrates Coaches vs. Cancer Suits & Sneakers this week, **Head Coach Kelvin Sampson** will return to suit and tie on the sidelines for Saturday's game.

HEADLINES and STORYLINES

• Houston owns the nation's longest active streak with 76 consecutive weeks in the Associated Press Top 25. The Cougars claimed the top spot after Gonzaga fell out of the Jan. 15 poll.

• The Cougars are tied for third in the nation with four five 1 victories in the NCAA NET rankings through games of Jan. 23. Only Purdue (7) and UConn (7) have more Quad 1 wins in 2023-24.

• Senior point guard **Jamal Shead** is the reigning Big 12 Player of the Week after leading the Cougars to home wins over #25 Texas Tech and UCF last week. He averaged 19.5 points, 7.5 assists, 5.5 rebounds and 3.0 steals per game with only four total turnovers. It was the first Big 12 regular-season honor in program history.

• Senior point guard **Jamal Shead** is one of only three student-athletes to be ranked among the nation's Top-33 individual leaders in assists per game (6.0, 21st), steals per game (2.26, 26th) and assist-turnover ratio (2.92, 33rd) through games of Jan. 24. He is joined by UNC Greensboro's Kobe Langley and Virginia's Reece Beekman.

• Senior forward **Jamal Roberts** and senior point guard **Jamal Shead** each competed in the 100th wins of their Houston careers earlier this season. Roberts reached that milestone in the Jan. 17 win over #25/25 Texas Tech while Shead hit his total in Houston's Dec. 21 win against Texas State inside Fertitta Center. They became only the fourth and fifth Cougars in school history to reach triple digits.

• With a floater in the lane midway through the second half of the Jan. 9 loss at rv/rv Iowa State, senior point guard **Jamal Shead** joined Crier and senior guard **Damian Dunn** in the 1,000-Point Club during their careers. Shead became the 51st Cougar to reach that total. Shead now has 1,071 points to rank 44th in school history.

• Since 2017-18, Houston ranks as the nation's second-winningest team with a 193-36 record (through Jan. 24 games). Only Gonzaga with a 199-27 record stands higher. The Cougars have the nation's highest win totals over the last 2+ (82) and 3+ seasons (110).

• **Head Coach Kelvin Sampson** is in his 10th season at the head of the Cougar bench. Sampson ranks second in school history with 249 wins and is the program's career leader with a .766 winning percentage as a Cougar.

SETTING the SCENE

Television: ESPN
Jon Sciambi (PxP)
Fran Fraschilla (analyst)

Radio: 950 AM KPRC /
Varsity Network app
Jeremy Branham (PxP)
Elvin Hayes (analyst)
Pregame show begins at 10:45 a.m.

Series vs. KSU: Kansas State leads 5-3
Lone regular-season meeting in 2023-24
First meeting since 1974-75

Teams alternated wins and losses
in last five meetings

Kansas State won last, 91-90
Hofheinz Pavilion • Houston (Dec. 21, 1974)

Houston leads 2-1 in Houston
Kansas State won last in Houston
Kansas State won last in Houston, 91-90
Hofheinz Pavilion • Houston (Dec. 21, 1974)

First meeting in Fertitta Center

Houston Head Coach: Kelvin Sampson
(UNC Pembroke '78)
Career Record: 749-346 (35th year)

Houston Record: 249-76 (10th year)
vs. Kansas State: 11-4
(11-4 with Oklahoma)

vs. Jerome Tang: First meeting

KSU Head Coach: Jerome Tang
(Charter Oak State '07)
Career Record: 42-15 (3rd yr.)

KSU Record: 40-15 (2nd yr.)
vs. Houston: First meeting
vs. Kelvin Sampson: First meeting

Up Next * at rv/rv Texas
8 p.m. • Monday, Jan. 28
Moody Center • Austin, Texas

ESPN

950 AM KPRC | Varsity Network app

X f @UHCougarMBK

@UHCougarMBK

#ForTheCity

#GoCoogs

THE KELVIN SAMPSON RADIO SHOW

J Bar M Barbecue • 2201 Leeland St.

7 p.m. • Throughout Big 12 season

Head Coach Kelvin Sampson holds his weekly radio show inside J Bar M Barbecue (2201 Leeland St., Houston, 77003).

Hosted by **Jeremy Branham**, the show airs from 7 to 8 p.m., during the Big 12 Conference season.

Each week, Coach Sampson and Jeremy discuss the latest news about Houston Basketball, the Big 12 Conference, the NCAA and more. Student-athlete and coaching and support staff guests

also

Join Coach and Jeremy on shows.

Fans can tune in to 950 AM

KPRC or listen via the Varsity

Network app.

Fans can participate by

tweeting questions to @UH-

CougarMBK.

Tue., Jan. 2	Mon., Feb. 12
Wed., Jan. 10	Tue., Feb. 20
Mon., Jan. 15	Wed., Feb. 28
Wed., Jan. 24	Mon., March 4
Tue., Jan. 30	Mon., March 11
Wed., Feb. 7	Mon., March 18

HOUSTON COUGARS at a GLANCE (starters based on last game)

PROBABLE STARTERS	Pos.	Ht.	Wt.	Cl.-Exp.	Hometown	G-GS	PPG	RPG	Other
1 Jamal Shead	G	6-1	200	* Sr.-3L	Manor, Texas	19-19	11.4	3.9	6.0 apg
4 L.J. Crier	G	6-1	200	* Sr.-TR	Katy, Texas	19-19	15.6	2.7	3.1 3FG/g
21 Emanuel Sharp	G	6-3	205	r-Sr.-1L	Tampa, Fla.	19-15	12.3	3.8	83.5 FT%
13 J'Wan Roberts	F	6-7	235	* r-Sr.-3L	St. Thomas, U.S. Virgin Islands	18-18	8.1	7.1	2.6 orpg
5 Ja'Vier Francis	F	6-8	240	Jr.-2L	New Orleans, La.	19-19	6.4	5.3	1.6 bpg

RESERVES	Pos.	Ht.	Wt.	Cl.-Exp.	Hometown	G-GS	PPG	RPG	Other
25 Joseph Tugler	F	6-7	230	Fr.-HS	Houston, Texas	19-1	3.6	4.2	57.1 FG%
11 Damian Dunn	G	6-5	205	* r-Sr.-TR	Kinston, N.C.	19-4	7.7	2.4	0.9 spg
3 Ramon Walker Jr.	G	6-4	210	Jr.-2L	Pearland, Texas	17-0	2.5	3.4	1.4 orpg
8 Mylik Wilson	G	6-2	175	* r-Sr.-RS	Rayville, La.	18-0	3.7	2.6	0.9 spg
2 Cedric Lath	G	6-9	265	r-Fr.-RS	Abidjan, Ivory Coast	13-0	0.2	0.5	0.5 orpg
20 Ryan Elvin	G	6-1	170	* Sr.-SQ	Round Rock, Texas	12-0	0.4	0.2	0.2 apg
23 Terrance Arceneaux	G	6-5	205	So.-1L	Beaumont, Texas	11-0	5.5	4.5	0.9 spg
12 Jacob McFarland	C	6-10	210	Fr.-HS	Moreno Valley, Calif.	Has not played			Expected to redshirt
15 Kordelius Jefferson	G	6-1	200	Fr.-HS	Arlington, Texas	Has not played			Expected to redshirt

* - eligible for extra COVID year following senior season

QUICK FACTS

GENERAL INFORMATION

Location:	Houston, Texas
Founded:	1927
Enrollment:	46,700
Nickname:	Cougars
Colors:	Scarlet (PMS 186) and White
Arena (capacity):	Fertitta Center (7,035)
Court Name:	Penick Court
Affiliation:	NCAA Division I
Conference:	Big 12
President/Chancellor:	Dr. Renu Khator
Vice President for Athletics:	Chris Pezman
NCAA Faculty Representative:	Dr. Catherine Horn
Department of Athletics Phone:	(713) 743-9969
Athletics Ticket Office Phone:	(713) Go-Coogs (462-6647)

COACHING STAFF

Head Coach:	Kelvin Sampson (UNC Pembroke '78)
Record at Houston:	249-76 (10th yr.)
Career Record:	749-346 (35th yr.)
Assistant Coaches:	Kellen Sampson, Quannas White, K.C. Beard

SUPPORT STAFF

Special Assistant to the Head Coach:	Hollis Price
Director of Operations & Basketball Strategy:	Bobby Champagne
Director of Operations:	Lauren Sampson
Director of Player Development:	Anthony Goldwire
Video Coordinator:	Matthew McDonald
Associate AD for Sports Medicine:	John Houston
Director of Sports Performance:	Alan Bishop
Director of Program Strategy & Player Relations:	Bilal Batley
Associate Director of Operations:	Daniel Hixon
Assistant Director of Sports Performance:	Bryan Clarke
Internal Operations:	Kellen Hutchinson, Miles Lester
Student Managers:	Jonathan Lored, Matthew Criswell, Carson Calhoun, Blaise Dupre, Ben Still, Ciarra Merchant, Cameron Simmons, Daniela Perdomo, Trey Hill, Jesiah James, Edward Johnson, Henry Kolassa, Kendal White

TEAM INFORMATION

2022-23 Record:	33-4
2022-23 American Finish:	17-1 (Champions)
2022-23 American Championship Finish:	2-1 (Finalist)
Starters Returning/Lost:	2/3
Lettermen Returning/Lost:	6/4
Newcomers:	4
Returning Scoring:	46.3% (1,283 of 2,770 pts.)
Returning Rebounding:	56.8% (819 of 1,441 rebs.)
Returning Assists:	53.1% (289 of 544 asts.)

FERTITTA CENTER

Capacity:	7,035
Record:	87-6 (.935)
Current Streak:	Win, 16 games (since Jan. 28, 2023)
First Game:	W, 65-61, vs. #18/21 Oregon (Dec. 1, 2018)
Attendance:	575,956 (6,194 avg.)
Renovation Cost:	\$60 million
Architects:	PG&A and AECOM
Project Manager:	Turner Construction

HISTORY

First Season:	1946
All-Time Record:	1,420-879 (.618)
NCAA Tournament Appearances / Last:	24 / 2023
Postseason Record:	43-42 (.506)
National Championship Appearances:	2 (1984, 1983)
Final Four Appearances:	6 (2021, 1984, 1983, 1982, 1968, 1967)
Elite Eight Appearances:	7 (2022, 2021, 1984, 1983, 1982, 1968, 1967)
Sweet 16 Appearances:	15 (2023, 2022, 2021, 2019, 1983, 1983, 1982, 1971, 1970, 1968, 1967, 1966, 1965, 1961, 1956)
Last NCAA Appearance:	2023 NCAA Tournament (lost to #16/15 (S) Miami (Fla.), Sweet 16, 89-75 (March 24, 2023))
Conference Regular-Season Championships / Last:	11 (2022-23)
Conference Tournament Championships / Last:	8 (2022)
NIT Appearances:	11 (2017, 2016, 2006, 2005, 2002, 1993, 1991, 1988, 1985, 1977, 1962)
Last NIT Appearance:	2017 (lost to Akron, First Round)

ATHLETICS COMMUNICATIONS

Assistant AD / Primary Basketball Contact:	Jeff Conrad
Office / Cell Phone:	(713) 743-9410 / (713) 557-3841
Email:	jaconrad@central.uh.edu

2023-24 HOUSTON COUGARS

No.	Name	Pos.	Ht.	Wt.	Cl.-Exp.	Hometown-High School (Last School)
1	Jamal Shead	G	6-1	200	* Sr.-3L	Manor, Texas-Manor
2	Cedric Lath	C	6-9	265	r-Fr.-RS	Abidjan, Ivory Coast-Balboa School [San Diego, Calif.]
3	Ramon Walker Jr.	G	6-4	210	Jr.-2L	Pearland, Texas-Shadow Creek
4	L.J. Cryer	G	6-1	200	* Sr.-TR	Katy, Texas-Morton Ranch (Baylor)
5	Ja'Vier Francis	F	6-8	240	Jr.-2L	New Orleans, La.-Montverde Academy [Fla.]
8	Mylik Wilson	G	6-2	175	* r-Sr.-RS	Rayville, La.-Rayville (Texas Tech/Louisiana)
11	Damian Dunn	G	6-5	205	* r-Sr.-TR	Kinston, N.C.-Meadowcreek [Ga.] (Temple)
12	Jacob McFarland	C	6-10	210	Fr.-HS	Moreno Valley, Calif.-Rancho Verde
13	J'Wan Roberts	F	6-7	235	* r-Sr.-3L	St. Thomas, U.S. Virgin Islands-Shoemaker [Killeen, Texas]
15	Kordelius Jefferson	G	6-1	200	Fr.-HS	Arlington, Texas-James Martin
20	Ryan Elvin	G	6-1	170	* Sr.-SQ	Round Rock, Texas-Cedar Ridge
21	Emanuel Sharp	G	6-3	205	r-So.-1L	Tampa, Fla.-Bishop McLaughlin Catholic School
23	Terrance Arceneaux	G	6-5	205	So.-1L	Beaumont, Texas-Beaumont United
25	Joseph Tugler	F	6-7	230	Fr.-HS	Houston, Texas-Cypress Falls

* - eligible for extra year due to COVID-19 pandemic

COACHING STAFF

Head Coach:	Kelvin Sampson (UNC Pembroke '78), 10th season
Assistant Coach:	Kellen Sampson (Oklahoma '07), 10th season
Associate Head Coach:	Quannas White (Oklahoma '06), 6th season
Assistant Coach:	K.C. Beard (Boise State '08), 2nd season as asst. coach (10th season overall)

SUPPORT STAFF

Special Assistant to the Head Coach:	Hollis Price (Oklahoma '11), 10th season (overall)
Director of Operations & Basketball Strategy:	Bobby Champagne (South Alabama '90)
Director of Operations:	Lauren Sampson (Oklahoma '04)
Director of Player Development:	Anthony Goldwire (Houston '20)
Video Coordinator:	Matthew McDonald (Houston '19)
Associate AD for Sports Medicine:	John Houston (Texas Tech '91)
Director of Sports Performance:	Alan Bishop (Utah State '09)
Director of Program Strategy & Player Relations:	Bilal Batley (Oklahoma '07)
Associate Director of Operations:	Daniel Hixon (Houston '19)
Assistant Director of Sports Performance:	Bryan Clarke (Texas Southern '19)
Internal Operations:	Kellen Hutchinson (Houston '23), Miles Lester (Wake Forest '22)
Student Managers:	Jonathan Lored, Matthew Criswell, Carson Calhoun, Blaise Dupre, Ben Still, Ciarra Merchant, Cameron Simmons, Daniela Perdomo, Trey Hill, Jesiah James, Edward Johnson, Henry Kolassa, Kendal White

PRONUNCIATION GUIDE

Names	
TERRANCE ARCEAUX	Tair-Ents Ar-Suh-No
Bobby CHAMPAGNE	Sham-Pain
L.J. CRYER	Cry-Er
DAMIAN Dunn	Day-Me-Un Done
Ja'VIER Francis	Jay-Vee-Ur
KORDELIUS Jefferson	Kor-Dell-E-Us
CEDRIC LATH	Said-Rick Lot
Jacob McFARLAND	Mick-Far-Land
J'WAN Roberts	Juh-Wahn
EMANUEL Sharp	E-Man-You-Ell
JAMAL SHEAD	Juh-Mall Shed
Joseph TUGLER	Tug-Lur
QUANNAS White	Kwah-Nus
MYLIK Wilson	Muh-Leek

Hometowns	
ABIDJAN, Ivory Coast	Ah-Buh-Jahn
BEAUMONT, Texas	Bo-Mont
MANOR, Texas	May-Nor
MORENO Valley, Calif.	More-A-No
PEARLAND, Texas	Pair-Land



HOUSTON x JORDAN BRAND

- In April 2018, the Cougars became the seventh school to be selected to join the Jordan Brand family.
- Houston is one of 11 schools to wear the Jumpman logo, joining North Carolina, Michigan, Oklahoma, Florida, Georgetown, Marquette, San Diego State, UCLA, Morehouse and Howard.
- In December 2020, Houston Women's Basketball joined the Jumpman roster.

UP NEXT

- Following Saturday's game, the Cougars close the month of January when they meet rv/rv Texas at 8 p.m., Monday, Jan. 29, inside Moody Center in Austin, Texas.
- That game will be shown on ESPN.
- Houston opens the month of February when it meets #7/8 Kansas at 3 p.m., Saturday, Feb. 3, inside Phog Allen Fieldhouse in Lawrence, Kan.
- That game can be seen on ESPN.
- From there, the Cougars return to Fertitta Center to host Oklahoma State at 6 p.m., Feb. 6.
- That game will air on ESPN or ESPN2.
- All Houston Men's Basketball games can be heard on 950 AM KPRC and the Varsity Network app.



HOUSTON JOINS BIG 12

- The University of Houston Athletics Department officially entered a new era when it joined the Big 12 Conference on July 1, 2023.
- Cougars joined with BYU, Cincinnati and UCF to become part of the league... Will compete against Big 12 members Baylor, Iowa State, Kansas, Kansas State, Oklahoma State, TCU, Texas Tech and West Virginia.
- On Sept. 9, 2021, the University of Houston accepted an invitation to join the league.

TEAM COMPARISON

Category	UH	KSU
Associated Press (as of Jan. 22)	#4	RV (39 pts.)
USA TODAY Sports Coaches (as of Jan. 22)	#4	RV (14 pts.)
NET ranking (through Jan. 24)	#1	#7
KenPom (through Jan. 24)	1st (+34.00)	61st (+13.03)
Offensive Efficiency	15th (119.7)	128th (109.6)
Defensive Efficiency	1st (85.7)	23rd (96.6)
ESPN BPI (through Jan. 24)	1st (22.5)	43rd (8.9)
Overall Record	17-2	14-5
Big 12 Record	4-2 (t-2nd)	4-2 (t-2nd)
Points	73.9	74.1
Opp. Points	51.9	67.8
Scoring Margin	+22.1	+6.3
Rebounds	40.4	38.5
Opp. Rebounds	32.7	34.6
Rebounding Margin	+7.7	+3.9
Field Goal Pct.	43.9	43.9
Opp. Field Goal Pct.	34.8	39.7
3-Point Pct.	35.4	31.7
Opp. 3-Point Pct.	28.0	31.6
3-Point FG per game	7.8	7.6
Free Throw Pct.	67.5	73.3
Opp. Free Throw Pct.	63.6	71.3
Free Throws Made per Game	12.4	15.6
Personal Fouls	18.1	16.5
Assists	13.4	15.2
Turnovers	9.1	14.8
Turnovers Forced	16.8	13.1
Turnover Margin	+7.5	-1.7
Assist/Turnover Ratio	1.5	1.0
Blocked Shots	5.4	4.5
Steals	10.4	7.1

**MOST NCAA NET
QUADRANT 1 WINS**
through games of Jan. 23, 2024

Rk.	No.	School	Quad 1 Record
t1.	7	Purdue	7-2
	7	UConn	7-2
t3.	5	Houston	5-2
		Arizona	5-3
t5.	4	Boise State	4-2
		North Carolina	4-3
		Wisconsin	4-3
		Seton Hall	4-3
		Marquette	4-4
		Texas A&M	4-4
t11.	3	Duke	3-1
		Florida Atlantic	3-1
		Dayton	3-2
		Kansas	3-2
		South Carolina	3-2
		Texas	3-2
		Creighton	3-3
		Nebraska	3-3
		Saint Mary's (Calif.)	3-3
		Utah	3-3
		Villanova	3-3
		Baylor	3-4
		BYU	3-4
		Clemson	3-4
		Northwestern	3-4
		Tennessee	3-4
		UNLV	3-4
t28.	2	24 schools tied at	

WITH A WIN...

- Houston moves to 18-2 overall in 2023-24. The Cougars also improve to 5-2 in the Big 12.
- The Cougars move to 1,421-879 in their history in school history
- Houston improves to 341-75 when competing as a ranked team.
- The Cougars move to 9-1 when playing as the #4 (AP) team in its history.
- Houston improves to 3-0 as the #4 (AP) team in 2023-24.
- The Cougars win their fifth straight game when competing as the #4 (AP) team.
- Houston wins its 17th straight game inside the Fertitta Center dating back to Jan. 28, 2023, against Cincinnati.
- The Cougars improve to 88-6 inside the Fertitta Center during the facility's history.
- Houston improves to 4-5 against Kansas State in the series history.
- The Cougars move to 3-1 against Kansas State in home games in Houston with a 1-0 mark in Fertitta Center.
- Houston improves to 2-2 as a ranked team when facing Kansas State.
- **Head Coach Kelvin Sampson** improves to 750-346 in his career and 250-76 in his Houston tenure.
- Sampson improves to 12-4 against Kansas State during his career.
- Sampson moves to 1-0 against Kansas State Head Coach Jerome Tang during their careers.

HOUSTON in NATIONAL POLLS

- Houston stands at #4 in both the Associated Press (1,309 points) and the *USA TODAY Sports* Coaches (678 points) polls, as of Jan. 22.
- With the Jan. 22 rankings, this was the 221st weekly AP ranking for Houston in program history.
- Houston now owns the nation's longest active streak of being ranked at 76 consecutive weeks. Gonzaga previously held the honor at 143 straight weeks before falling out of the Jan. 15 poll.
- This is the second week in which Houston was ranked at #4 (AP) during the 2023-24 season. The Cougars checked in at #4 in the AP poll on Dec. 11, 2023.

Record when Ranked: With its Jan. 23 win at #21/19 BYU in Provo, Utah, Houston is 340-75 when playing as a ranked team in program history.

- at #4:** Houston is 7-1 when competing as the #4 (AP) team during its history.
- The Cougars are 2-0 when competing as the #4 (AP) team in 2023-24.

**KENPOM.COM TOP 20 in BOTH
OFFENSIVE & DEFENSIVE EFFICIENCIES**
through games of Jan. 23, 2024

School	OFF.	Rk.	DEF.	Rk.
Houston	119.7	15th	85.7	1st
Arizona	121.7	8th	93.7	5th
Auburn	120.7	10th	93.8	6th
North Carolina	119.5	16th	93.1	4th
Purdue	126.3	1st	95.3	13th
Tennessee	118.9	19th	91.5	2nd

has faced Kansas State in Houston..

- Saturday's game will be the first time the Cougars as the #4 (AP) ranked team has faced Kansas State.

**KELVIN SAMPSON
vs. KANSAS STATE (11-4)**

Houston 0-0 • Oklahoma 11-4
6-1 Home • 4-3 Road • 1-0 Neutral

with Houston (0-0)

First meeting

with Oklahoma (11-4)

Feb. 25, 2006	W	71-70	Norman, Okla.
Feb. 19, 2005	W	69-68	Manhattan, Kan.
Jan. 24, 2004	W	61-49	Norman, Okla.
Feb. 1, 2003	W	91-89 (OT)	Manhattan, Kan.
Big 12 Championship Quarterfinals			
March 8, 2002	W	63-52	Kansas City, Mo.
Feb. 16, 2002	W	73-62	Norman, Okla.
Jan. 20, 2001	W	64-63 (OT)	Manhattan, Kan.
Feb. 8, 2000	W	85-64	Norman, Okla.
Jan. 23, 1999	L	51-66	Manhattan, Kan.
Jan. 7, 1998	W	71-64	Norman, Okla.
Feb. 8, 1997	L	63-67	Manhattan, Kan.
Jan. 20, 1996	L	60-75	Norman, Okla.
Jan. 9, 1996	W	64-59	Manhattan, Kan.
Feb. 8, 1995	W	81-66	Norman, Okla.
Jan. 25, 1995	L	77-87	Manhattan, Kan.

**KELVIN SAMPSON
vs. JEROME TANG (0-0)**

Houston 0-0
0-0 Home • 0-0 Road

Sampson (Houston) v. Tang (Kansas State)
First meeting

HOUSTON'S RECORD ...

Category	2023-24 Record	Pct.	Sampson Era Record	Pct.
All Games	17-2	.895	249-76	.766
Conference Games	4-2	.667	121-46	.725
Big 12 Games	4-2	.667	4-2	.667
American Games	---	---	117-44	.727
Non-Conference Games	13-0	1.000	128-30	.810
Postseason Games	0-0	.000	24-13	.649
Home Games	11-0	1.000	144-22	.867
Away Games	2-2	.500	61-40	.604
Neutral Site Games	4-0	1.000	44-14	.759
vs. Ranked Opponents	2-0	1.000	17-17	.500
vs. Unranked Opponents	15-2	.882	232-59	.797
Winning Opening Tip	11-1	.917	155-32	.829
Opp. Wins Opening Tip	6-1	.857	94-44	.681
Scoring First	13-0	1.000	167-26	.865
Opp. Scores First	4-2	.667	82-51	.617
Leading at Halftime	17-1	.944	215-28	.885
Trailing at Halftime	0-1	.000	32-45	.415
Tied at Halftime	0-0	.000	2-3	.400
Leading With 5:00 Remaining	17-0	1.000	233-16	.936
Trailing With 5:00 Remaining	0-2	.000	11-57	.162
Tied With 5:00 Remaining	0-0	.000	5-3	.625
in Overtime	0-0	.000	5-5	.500
Shooting 40+ Percent	15-1	.938	209-32	.867
Shooting 35-39.99 Percent	0-1	.000	29-28	.509
Shooting <35 Percent	2-0	1.000	11-16	.407
Opp. Shoots 40+ Percent	4-1	.800	77-67	.535
Opp. Shoots 35-39.99 Percent	4-1	.800	76-5	.938
Opp. Shoots <35 Percent	9-0	1.000	96-4	.960
More 3-Pointers than Opp.	13-1	.929	166-35	.826
Fewer 3-Pointers than Opp.	3-0	1.000	59-34	.634
Equal 3-Pointers as Opp.	2-0	1.000	24-7	.774
More Free Throws than Opp.	8-0	1.000	127-15	.894
Fewer Free Throws than Opp.	9-2	.818	110-60	.647
Equal Free Throws as Opp.	0-0	.000	12-1	.923
More Rebounds than Opp.	14-2	.875	204-33	.861
Fewer Rebounds than Opp.	2-0	1.000	39-39	.500
Equal Rebounds as Opp.	1-0	1.000	6-4	.600
More Assists than Opp.	13-0	1.000	192-22	.897
Fewer Assists than Opp.	4-2	.667	43-48	.473
Equal Assists than Opp.	0-0	.000	14-6	.700
More Turnovers than Opp.	0-1	.000	67-32	.677
Fewer Turnovers than Opp.	16-1	.941	168-40	.808
Equal Turnovers than Opp.	1-0	1.000	14-4	.778
Scoring 100+ Pts.	0-0	.000	10-0	1.000
Scoring 90-99 Pts.	0-0	.000	20-0	1.000
Scoring 80-89 Pts.	5-0	1.000	63-4	.940
Scoring 70-79 Pts.	8-0	1.000	97-14	.874
Scoring 60-69 Pts.	3-1	.750	54-31	.635
Scoring <60 Pts.	1-1	.500	5-27	.156
Allowing 100+ Pts.	0-0	.000	0-0	.000
Allowing 90-99 Pts.	0-0	.000	3-1	.750
Allowing 80-89 Pts.	0-0	.000	3-15	.167
Allowing 70-79 Pts.	0-0	.000	26-26	.500
Allowing 60-69 Pts.	4-1	.800	77-26	.748
Allowing <60 Pts.	13-1	.929	140-8	.946
Games Decided By 1-3 Pts.	0-1	.000	17-24	.415
Games Decided By 4-6 Pts.	2-1	.667	27-15	.643
Games Decided By 7-10 Pts.	2-0	1.000	34-15	.694
Games Decided By 11+ Pts.	13-0	1.000	171-22	.886
November	7-0	1.000	47-6	.887
December	6-0	1.000	62-13	.827
January	4-2	.667	53-23	.697
February	0-0	.000	47-17	.734
March	0-0	.000	40-16	.714
April	0-0	.000	0-1	.000
in White Houston Uniforms	13-0	1.000	124-27	.821
in White Cougars Uniforms	0-0	.000	17-2	.895
in White Throwback Uniforms	0-0	.000	8-1	.889
in Red Houston Uniforms	3-1	.750	45-33	.577
in Red Script Uniforms	0-0	.000	3-2	.600
in Black Houston Uniforms	0-1	.000	24-8	.750
in Black Cougars Uniforms	1-0	1.000	13-2	.867
in Grey Uniforms	0-0	.000	15-1	.929



2023-24 STANDINGS through games of Jan. 26, 2024

TEAM	BIG 12 GAMES			ALL GAMES		
	W	L	Pct.	W	L	Pct.
Texas Tech	4	1	.800	15	3	.833
Houston	4	2	.667	17	2	.895
Kansas State	4	2	.667	14	5	.737
Kansas	4	2	.667	16	3	.842
Iowa State	4	2	.667	15	4	.789
Baylor	3	2	.600	14	4	.778
Oklahoma	3	3	.500	14	5	.737
TCU	3	3	.500	14	5	.737
Texas	3	3	.500	14	5	.737
UCF	3	3	.500	12	6	.667
BYU	2	4	.333	14	5	.737
Cincinnati	2	4	.333	13	6	.684
West Virginia	2	4	.333	7	12	.368
Oklahoma State	0	6	.000	8	11	.421

UPCOMING GAMES

Sat., Jan. 27	* Kansas State at Houston	11 a.m. ESPN
	* Kansas at Iowa State	12:30 p.m. CBS
	* Texas Tech at Oklahoma	1 p.m. ESPN ESPN+
	* Texas at BYU	1 p.m. ESPN ESPN/2
	* West Virginia at Oklahoma State	1 p.m. ESPN ESPN+
	* TCU at Baylor	3 p.m. ESPN ESPN2
	* UCF at Cincinnati	6 p.m. ESPN ESPN+
Mon., Jan. 29	* Houston at Texas	8 p.m. ESPN
Tue., Jan. 30	* Texas Tech at TCU	6 p.m. ESPN ESPN2
	* Oklahoma at Kansas State	7 p.m. ESPN ESPN+
	* Oklahoma State at Kansas	8 p.m. ESPN ESPN
Wed., Jan. 31	* Baylor at UCF	6 p.m. ESPN ESPN+
	* Cincinnati at West Virginia	6 p.m. ESPN ESPN+
Sat., Feb. 3	* Houston at Kansas	3 p.m. ESPN
	* Kansas State at Oklahoma State	1 p.m. ESPN ESPN+
	* Texas at TCU	1 p.m. ESPN ESPN/2
	* Oklahoma at UCF	3 p.m. ESPN ESPN+
	* Cincinnati at Texas Tech	5 p.m. ESPN ESPN+
	* BYU at West Virginia	5 p.m. ESPN ESPN+
	* Iowa State at Baylor	7 p.m. ESPN ESPN2
Mon., Feb. 5	* Kansas at Kansas State	8 p.m. ESPN ESPN
Tue., Feb. 6	* Oklahoma State at Houston	6 p.m. ESPN/2
	* Iowa State at Texas	7 p.m. LHN
	* BYU at Oklahoma	7 p.m. ESPN ESPN+
	* Texas Tech at Baylor	8 p.m. ESPN ESPN2
Sat., Feb. 10	* Houston at Cincinnati	3 p.m. ESPN/2
	* TCU at Iowa State	1 p.m. ESPN ESPN/2
	* West Virginia at Texas	2 p.m. LHN
	* UCF at Texas Tech	3 p.m. ESPN ESPN+
	* Baylor at Kansas	5 p.m. ESPN
	* Oklahoma State at Oklahoma	6 p.m. ESPN ESPN+
	* Kansas State at BYU	9 p.m. ESPN2 U

RECENT GAMES

Wed., Jan. 24	* at Iowa State 78, Kansas 67
Tue., Jan. 23	* Houston 75, at BYU 65
	* Texas 75, at Oklahoma 60
	* at UCF 72, West Virginia 59
	* TCU 74, at Oklahoma State 69
Mon., Jan. 22	* at Kansas 74, Cincinnati 69
Sat., Jan. 20	* at Houston 57, UCF 42
	* Oklahoma 69, at Cincinnati 65
	* at West Virginia 91, Kansas 85
	* at Kansas State 70, Oklahoma State 66
	* Iowa State 73, at TCU 72
	* at Texas 75, Baylor 73
	* at Texas Tech 85, BYU 78
Wed., Jan. 17	* at Houston 77, Texas Tech 54
	* at Oklahoma 77, West Virginia 63
	* UCF 77, at Texas 71
Tue. Jan. 16	* at Cincinnati 81, TCU 77 (OT)
	* at Kansas State 68, Baylor 64 (OT)
	* Kansas 90, at Oklahoma State 66
	* at BYU 87, Iowa State 72
Sat., Jan. 13	* at TCU 68, Houston 67
	* at Kansas 78, Oklahoma 66
	* at Texas Tech 60, Kansas State 59
	* BYU 63, at UCF 58
	* at West Virginia 76, Texas 73
	* at Iowa State 66, Oklahoma State 42
	* at Baylor 62, Cincinnati 59



REMEMBERING REGGIE

The Cougars will wear #32 patches on their uniforms in 2023-24 in memory of former forward **Reggie Chaney**, who passed away in August 2023, at the age of 23.

- A three-year letterman at Houston after transferring from Arkansas, Reggie competed in more than 100 games from 2020 to 2023 with 90 wins with the Cougars.
- Reggie broke into the starting lineup in the second half of the 2020-21 season and helped lead the Cougars to the 2021 NCAA Final Four in Indianapolis for the program's first Final Four appearance since 1984.

As a senior during the 2022-23 season, Reggie helped lead the Cougars to a 17-1 conference record on the way to the American Athletic Conference regular-season title and the NCAA Tournament Sweet 16 for the fourth straight season. For his efforts throughout the year, he was honored as the American Athletic Conference Sixth Man of the Year.

Houston Men's Basketball will compete during the 2023-24 season in memory of this beloved Cougar, who will be deeply missed by all who knew and loved him.



HOUSTON vs. RANKED TEAMS

- Houston is 2-0 against ranked opponents in 2023-24.
- Most recently, the Cougars took a 75-68 win over #21/19 BYU in Provo, Utah, on Jan. 23. Houston claimed a 77-54 victory against #25/25 Texas Tech inside Fertitta Center on Jan. 17.
- With Tuesday's win at #21/19 BYU, Houston improved to 87-185 against ranked opponents during its history.

ABOUT KANSAS STATE

- Kansas State brings a 14-5 overall record and 4-2 Big 12 mark into Saturday's game inside Fertitta Center.
- Kansas State is receiving votes in both the Associated Press (39 pts.) and USA TODAY Sports Coaches (14 pts.) polls.
- The Wildcats are tied for second in the latest league standings
- Kansas State is 2-2 in road games and 3-4 in non-home games during the 2023-24 season.
- The Wildcats have won two of their last three games. However, Kansas State dropped a 78-67 decision at Iowa State on Wednesday night in its most recent action.
- Against Iowa State, Arthur Kaluma led Kansas State with 16 points and three 3-pointers. Cam Carter finished with 12 points on 4-of-7 shooting and added three rebounds in the loss.
- This season, Carter leads Kansas State with 16.3 points and 1.8 steals per game. Kaluma stands second among the Wildcats with 15.2 points per game but leads Kansas State with 7.61 rebounds per contest. Tylor Perry is third on the team with 14.5 points per game and leads KSU with 5.2 assists per game. David N'Guessan is a close second with 7.57 rebounds per game.
- Head Coach:** Jerome Tang is in his second season at Kansas State and as a full-time collegiate head coach.
- Tang has posted a 40-15 record with Kansas State and is 42-15 during his career.
- Tang previously built a 2-0 record as interim head coach at Baylor (2012-13).
- Saturday's game will be the first time Tang has faced Houston.
- Saturday's game will be the first time Tang has faced Houston **Head Coach Kelvin Sampson** during their careers.
- 2007 graduate of Charter Oak State College.

SERIES HISTORY vs. KANSAS STATE

- Kansas State owns a 5-3 lead against Houston in the series, which began during the 1955-56 season.
- Saturday's game will be the lone regular-season meeting against Kansas State during the 2023-24 season.
- Saturday's game will be the first time Houston has faced Kansas State since the 1974-75 season.
- The two teams have alternated wins and losses in the last five encounters with Kansas State taking a 91-90 win in Hofheinz Pavilion in Houston on Dec. 21, 1974, in the most recent meeting.
- In the first meeting, Houston took an 86-79 home win on Dec. 21, 1955.
- at Home:** Houston owns a 2-1 lead against Kansas State in the series.
- Kansas State can boast of the most recent success after taking a 91-90 win inside Hofheinz Pavilion on Dec. 21, 1974.
- That loss snapped the Cougars' two-game winning streak against the Wildcats in Houston.
- In the first home encounter, Houston enjoyed an 86-79 win on Dec. 21, 1955.
- in Fertitta Center:** Saturday's game will be the first time Houston has faced Kansas State inside Fertitta Center.

NATIONAL POLLS as of Jan. 22, 2024 2023-24 opponents in bold

Associated Press

Rk.	Team	Record	Pts.
1.	UConn (44)	17-2	1,508
2.	Purdue (17)	17-2	1,472
3.	North Carolina	15-3	1,472
4.	Houston	16-2	1,309
5.	Tennessee	14-4	1,237
6.	Kentucky	14-3	1,123
7.	Kansas	15-3	1,157
8.	Auburn	16-2	1,094
9.	Arizona	14-4	1,060
10.	Illinois	14-4	862
11.	Oklahoma	15-3	849
12.	Duke	13-4	832
13.	Wisconsin	14-4	801
14.	Marquette	13-5	747
15.	Baylor	14-4	645
16.	Dayton	15-2	546
17.	Creighton	14-5	505
18.	Utah State	17-2	381
19.	Memphis	15-4	329
20.	Texas Tech	15-3	304
21.	BYU	14-4	294
22.	Florida Atlantic	15-4	290
23.	Iowa State	14-4	253
24.	Colorado State	15-3	214
25.	New Mexico	16-4	177

Others receiving votes: Seton Hall 84, San Diego St. 64, **Kansas State 39**, Alabama 30, **TCU 27**, Mississippi 25, Princeton 21, **Utah 20**, **Texas 16**, Boise State 9, Florida 6, Gonzaga 6, Grand Canyon 5, Michigan State 3, Saint Mary's 2 (Calif.), NC State 1, San Francisco 1, Indiana State 1, Samford 1, McNeese 1, Colorado 1.

USA TODAY Sports Coaches'

Rk.	Team	Record	Pts.
1.	UConn (24)	17-2	791
2.	Purdue (8)	17-2	769
3.	North Carolina	15-3	734
4.	Houston	16-2	678
5.	Tennessee	14-4	671
6.	Kentucky	14-3	609
7.	Auburn	16-2	609
8.	Kansas	15-3	576
9.	Arizona	14-4	528
10.	Wisconsin	14-4	480
11.	Illinois	14-4	437
12.	Duke	13-4	421
13.	Oklahoma	15-3	401
14.	Baylor	14-4	362
15.	Marquette	13-5	360
16.	Creighton	14-5	299
17.	Dayton	15-2	277
18.	Iowa State	14-4	220
19.	BYU	14-4	181
20.	Utah State	17-2	176
21.	Texas Tech	15-3	148
22.	Memphis	15-4	130
23.	Colorado State	15-3	119
24.	Florida Atlantic	15-4	101
25.	New Mexico	16-4	54

Others receiving votes: San Diego State 43; Alabama 43; Seton Hall 33; Gonzaga 30; **TCU 26**; **Texas 18**; Clemson 15; **Kansas State 14**; Princeton 13; **Utah 10**; Saint Mary's (Calif.) 6; Boise State 5; Indiana State 4; Grand Canyon 4; Mississippi 2; James Madison 2; Michigan State 1.

WEEK-by-WEEK

Date	AP	Coaches
Preseason	#7 [1,117]	#6 [615]
Week 1 (Nov. 13)	#6 [1,180]	#6 [603]
Week 2 (Nov. 20)	#6 [1,191]	#6 [651]
Week 3 (Nov. 27)	#6 [1,289]	#5 [681]
Week 4 (Dec. 4)	#3 (3) [1,432]	#2 (5) [742]
Week 5 (Dec. 11)	#4 (1) [1,416]	#3 (3) [734]
Week 6 (Dec. 18)	#3 (8) [1,394]	#3 (9) [732]
Week 7 (Dec. 25)	#3 (9) [1,408]	#3 (7) [751]
Week 8 (Jan. 1)	#3 (9) [1,477]	#3 (8) [757]
Week 9 (Jan. 8)	#2 (7) [1,486]	#3 (10) [762]
Week 10 (Jan. 15)	#5 [1,236]	#5 [619]
Week 11 (Jan. 22)	#4 [1,309]	#4 [678]
Week 12 (Jan. 29)	—	—
Week 13 (Feb. 5)	—	—
Week 14 (Feb. 12)	—	—
Week 15 (Feb. 19)	—	—
Week 16 (Feb. 26)	—	—
Week 17 (March 4)	—	—
Week 18 (March 11)	—	—
Final (April 9)	—	—

() – First-place votes | [] Poll points

WINNINGEST NCAA DIVISION I TEAMS since 2017-18
(through games of Jan. 24, 2024)

Rk.	School	Last 6+ Years	Last 5+ Years (Rk.)	Last 4+ Years (Rk.)	Last 3+ Years (Rk.)	Last 2+ Years (Rk.)	2023-24	2022-23	2021-22	2020-21	2019-20	2018-19	2017-18
1.	Gonzaga	199-27	167-22 (1)	134-18 (1)	103-16 (2)	72-15 (t4)	13-5	31-6	28-4	31-1	31-2	33-4	32-5
2.	Houston	193-36	166-28 (2)	133-24 (2)	110-16 (1)	82-12 (1)	17-2	33-4	32-6	28-4	23-8	33-4	27-8
3.	Kansas	184-47	153-39 (3)	127-29 (3)	99-26 (3)	78-17 (2)	16-3	28-8	34-6	21-9	28-3	26-10	31-8
4.	Duke	172-51	143-43 (6)	111-37 (8)	86-31 (t8)	73-20 (4)	14-4	27-9	32-7	13-11	25-6	32-6	29-8
t5.	Virginia	167-47	136-44 (t10)	101-41	78-34	60-27	14-5	25-8	21-14	18-7	23-7	35-3	31-3
	San Diego State	167-51	145-40 (t4)	124-27 (4)	94-25 (t5)	71-20 (6)	16-4	32-7	23-9	23-5	30-2	21-13	22-11
t7.	Purdue	166-58	136-51 (t10)	110-41 (t9)	94-26 (t5)	76-16 (3)	18-2	29-6	29-8	18-10	16-15	26-10	30-7
	Liberty	166-59	144-44 (t4)	115-37 (6)	85-33 (t8)	62-27	13-7	27-9	22-11	23-6	30-4	29-7	22-15
9.	Villanova	162-62	126-57	100-47	76-40	58-33	11-8	17-17	30-8	18-7	24-7	26-10	36-5
10.	Belmont	160-54	136-45 (9)	109-39 (t9)	83-32	57-28	11-9	21-11	25-8	26-4	26-7	27-6	24-9
11.	Auburn	159-60	133-52	103-42	78-36	65-22 (t10)	16-3	21-13	28-6	13-14	25-6	30-10	26-8
12.	Tennessee	158-61	132-52	101-46	84-32	66-23 (9)	14-4	25-11	27-8	18-9	17-14	31-6	26-9
13.	Baylor	157-57	138-42 (t7)	118-28 (5)	92-24 (7)	64-22	14-4	23-11	27-7	28-2	26-4	20-14	19-15
t14.	Vermont	155-49	128-41	101-34	75-27	65-22 (t10)	14-5	23-11	28-6	10-5	26-7	27-7	27-8
	Michigan State	155-67	125-62	93-55	71-46	56-33	12-7	21-13	23-13	15-13	22-9	32-7	30-5
	Drake	155-69	138-52 (t7)	114-42 (7)	94-28 (4)	68-23 (7)	16-4	27-8	25-11	26-5	20-14	24-10	17-17
t17.	Kentucky	152-64	126-53	96-46	71-40	62-24	14-4	22-12	26-8	9-16	25-6	30-7	26-11
	UNC Greensboro	152-65	125-57	96-50	73-41	52-32	15-5	20-12	17-15	21-9	23-9	29-7	27-8
	Texas Tech	152-70	125-60	94-53	76-40	58-31	15-3	16-16	27-10	18-11	18-13	31-7	27-10
	North Carolina	152-74	126-63	97-56	83-37	55-26	16-3	20-13	29-10	18-11	14-19	29-7	26-11

KELVIN SAMPSON vs. KANSAS STATE

• Houston Head Coach Kelvin

Sampson has posted an 11-4 record against Kansas State during his career.

• All 15 previous meetings came during his Oklahoma tenure.

• In his most recent meeting against Kansas State, Sampson's 2005-06 Oklahoma squad enjoyed a 71-70 win in Norman, Okla., on Feb. 25, 2006.

• In his first game against Kansas State, Sampson's 1994-95 Oklahoma team dropped an 87-77 decision in Manhattan, Kan., on Jan. 25, 1995.

at Home: Sampson has posted a 6-1 record against Kansas State home games during his career.

• All seven previous home meetings came during his Oklahoma tenure.

• In the most recent home meeting against Kansas State, Sampson's 2005-06 Oklahoma squad enjoyed a 71-70 win in Norman, Okla., on Feb. 25, 2006.

• In his first home meeting against Kansas State, Sampson's 1994-95 Oklahoma team took an 81-66 win in Norman, Okla., on Feb. 8, 1995.

in Fertitta Center: Saturday's game will be the first time Sampson has faced Kansas State in Fertitta Center.

KELVIN SAMPSON vs. JEROME TANG

• Saturday's game will be the first time Houston Head Coach Kelvin Sampson has faced Kansas State Head Coach Jerome Tang during their careers.

LAST TIME vs. KANSAS STATE

Kansas State 91, Houston 90 • Hofheinz Pavilion • Houston • Saturday, Dec. 21, 1974

• Guard **Otis Birdsong**

2023-24 HONORS

Preseason honors listed in italics

LJ CRYER

- John R. Wooden Award Midseason Top 25 Watch List
- 2023 Shriners Children's Charleston Classic Most Valuable Player
- Wooden Award Preseason Watch List
- Jersey Mike's Naismith Trophy Preseason Watch List
- Jerry West Shooting Guard of the Year Watch List
- Preseason All-Big 12 Team

J'WAN ROBERTS

- Karl Malone Power Forward of the Year Watch List

EMANUEL SHARP

- The Halal Guys Showcase Game Most Valuable Player

JAMAL SHEAD

- 2023 Shriners Children's Charleston Classic All-Tournament Team
- Oscar Robertson National Player of the Week (Jan. 23, 2024)
- Big 12 Player of the Week (Jan. 22, 2024)
- Wooden Award Preseason Watch List
- Jersey Mike's Naismith Trophy Preseason Watch List
- Bob Cousy Point Guard of the Year Watch List
- Preseason All-Big 12 Honorable Mention

• Guard **Tony Smith** added 10 points and a game-high six assists while center **Maurice Presley** paced the Cougars with nine rebounds.

• Winston led Kansas State with 24 points on 12-of-20 shooting while Chuckie Williams totaled 22 points with four rebounds and five assists.

Billy Robinson totaled 12 points, and Noland led the Wildcats with nine rebounds.

HOME SWEET HOME

Since 2015-16, the Cougars have posted a 133-14 (.905) record while competing in three different home venues, including a 106-6 (.946) mark in the last 6+ seasons.

Houston is 87-6 (.935) in the Fertitta Center during the facility's history

Season	Record	Venue (Record)
2023-24	11-0	Fertitta Center
2022-23	16-2	Fertitta Center
2021-22	16-1	Fertitta Center
2020-21	15-0	Fertitta Center
2019-20	14-2	Fertitta Center
2018-19	19-1	Fertitta Center (15-1) / H&PE Arena (4-0)
2017-18	15-0	H&PE Arena
2016-17	12-5	Hofheinz Pavilion (12-4) / H&PE Arena (0-1)
2015-16	15-3	Hofheinz Pavilion
Totals	133-14	Fertitta Center (87-6); H&PE Arena (19-1); Hofheinz Pavilion (27-7)

LAST TIME OUT

#4/4 Houston 75, #21/19 BYU 68 • Marriott Center • Provo, Utah • Tuesday, Jan. 23, 2024

by Associated Press

• Senior guard **L.J. Cryer** scored 23 points to lead No. 4 Houston to a 75-68 victory over #21/19 BYU inside Marriott Center on Tuesday night.

• Senior point guard **Jamal Shead** chipped in 16

points, and senior guard **Damian Dunn** added 10 for Houston, which scored 17 points off 13 BYU turnovers and finished with a 15-7 advantage in second-chance points.

• It was Houston's first Big 12 road victory after close losses at Iowa State and TCU earlier in the month. Cryer played a key role in making it happen by knocking down five 3-pointers and shooting 50% from the field overall.

• Noah Waterman led BYU with 17 points while Jaxson Robinson added 10 points on 4-of-14 shooting. BYU outscored Houston 28-22 in the paint and 13-7 in fastbreak points but only shot 29% from 3-point range.

• BYU trailed most of the second half until tying it at 68 on Waterman's 3-pointer with 2:15 left. Trevin Knell missed a potential go-ahead 3-pointer with 45 seconds remaining.

• Cryer and Shead combined to make six free throws in the final minute to help Houston stave off the comeback. Houston did not score any baskets over the final four minutes.

• BYU made six straight baskets to fuel a 14-4 run midway through the first half. Richie Saunders capped the run by powering to the rim for a layup for a 25-20 lead.

• Houston held BYU to a single basket over the final 4 1/2 minutes of the first half and took a 41-34 halftime lead. Shead bookended an 11-2 run with a go-ahead 3-pointer and a layup to put Houston in front.

• Houston pushed the lead to double digits after halftime. After Knell capped a 9-0 run with a 3-pointer to bring BYU within three, Houston countered with a 10-0 spurt punctuated by a jumper from Dunn to extend its lead to 56-43. BYU missed five straight shots and committed four turnovers over a 3 1/2-minute stretch to open a door for Houston to take control.

• BYU got back in the game behind a 12-2 run and cut the deficit to 61-58 on a reverse layup from Robinson.

WINNINGEST TEXAS NCAA DIVISION I TEAMS since 2015-16

(through games of Jan. 24, 2024)

Rk.	School	W-L	Pct.
1.	Houston	236-57	.805
2.	Baylor	206-77	.728
3.	Texas Tech	189-97	.661
4.	Stephen F. Austin	185-81	.695
5.	Texas	174-112	.608
6.	Sam Houston	173-109	.613
7.	Texas A&M	168-109	.606
8.	North Texas	166-113	.595
9.	TCU	165-123	.573
10.	SMU	164-96	.631
11.	Texas State	159-116	.578

2023-24 opponents in **bold**

QUADRUPLE-DIGIT POINTS

• With a floater in the lane at the 13:15 mark of the second half at rv/rv Iowa State on Jan. 9, senior point guard **Jamal Shead** became Houston's newest member of the 1,000-Point Club.

• Through games of Jan. 21, Shead has 1,071 points to rank 44th in Houston history.

• Up next in the Houston records book are center **Lyle Harger** (1,073 pts., 1960-63); **Jherrod Stiggers** (1,077 pts., 2011-15); guard **Corey Davis Jr.** (1,086 pts., 1977-19); guard **Derrick Daniels** (1,087 pts., 1988-92); forward **Steve Newsome** (1,088 pts., 1970-73) and guard/forward George Walker (1,107 pts., 1975-79).

• Shead became the first Cougar to reach that total since consensus First-Team All-American guard **Marcus Sasser** during the 2022-23 season.

• Shead is the third Cougar on the 2023-24 roster to reach 1,000 points in his career with two more well on their way.

• Senior guard **LJ Cryer** reached 1,000 points in his collegiate career with a 3-pointer at the 14:15 mark of the first half in the Dec. 30, 2023, win against Penn.

• Cryer, who scored 788 points at Baylor from 2020-2023, has scored 297 with the Cougars in 2023-24 and now has 1,085 points in his combined career.

• Senior guard **Damian Dunn** scored 1,052 points at Temple from 2019-23 and now has 1,198 points in his total career and tallying 146 points with Houston.

• Senior guard **Mylik Wilson** and senior forward **J'Wan Roberts** are closing in on the 1,000-Point Club.

• Wilson has 816 points in his career (66 points at Houston; 81 points at Texas Tech, 2021-22; 669 points at Louisiana, 2019-21) while Roberts has 685 points to date.

50-50 in FERTITTA CENTER

• With Houston's victory over Rice inside Fertitta Center on Dec. 6, senior point guard **Jamal Shead** became the second member of the facility's 50-Win Club.

• Shead has a 56-3 record in front of the hometown fans during his career.

• Senior forward **J'Wan Roberts** became the first member of the Fertitta Center 50-Win Club against Montana on Nov. 24.

• Roberts also has a 56-3 record inside the Cougars' home facility during his career.

500 and BEYOND

• With seven assists in Houston's Nov. 24 win over Montana inside Fertitta Center, senior point guard **Jamal Shead** moved past the 500-assist mark during his award-winning career.

• Shead fed senior guard **LJ Cryer** on a 3-pointer at the end of the first half to reach the milestone.

• Shead became only the seventh Cougar in school history to reach that milestone.

• With his total against the Grizzlies, Shead also moved past guards **Alvin Franklin** (502, 1982-86) and **Lanny Smith** (502, 2003-08). He currently stands in fifth in Houston career history with 574 assists.

• Up next in the Houston records book is guard **Galen Robinson Jr.** (2015-19), who stands fourth on the school's career chart with 578 assists, and **Ken Ciolli**, who finished with 629 assists from 1975 to 1979.

ALL-TOURNAMENT TEAM TIME

• Senior guard **LJ Cryer** and senior point guard **Jamal Shead** collected honors from the Shriners Children's Charleston Classic on Nov. 16-19, 2023.

• The Cougar duo led Houston win to double-digit wins over Towson (65-49, Nov. 16), Utah (76-66, Nov. 17) and Dayton (69-55, Nov. 19).

Cryer was named the tournament's Most Valuable Player after averaging 16.7 points, 2.7 rebounds and 2.0 assists per game while hitting 45.8 percent (11-of-24) from long range.

NATION'S LONGEST ACTIVE HOME WINNING STREAKS (through games of Jan. 24, 2024)

Rk.	No.	School
1.	21	Virginia
2.	18	Cleveland State
13.	16	Houston
	16	North Texas
	16	San Diego State
	16	Towson
t7.	15	Drake
	15	Kansas
	15	Morehead State
t10.	14	UConn
t11.	13	Auburn
	13	High Point
	13	Samford
	13	Tennessee

season tournament Most Outstanding/Valuable Player include: forward **Fabian White Jr.** (2019 Hawaiian Airlines Diamond Head Classic), guard **Corey Davis Jr.** (2018 Men against Breast Cancer Cougar Cup), guard **Damyean Dotson** (2016 Gulf Coast Showcase), forward **Richard Hollis** (1987 Spindletop Classic), center **Greg Anderson** (1986 Kactus Classic), guard **Rob Williams** (1980 Kettle Classic) and guard **Kenneth 'Juice' Williams** (1978 Bluebonnet Classic).

CAPS and GOWNS

• Two Cougars on the 2023-24 roster have already received their bachelor's degrees from the University of Houston in 2023.

• Guard **Ryan Elvin** received his bachelor's degree in sports administration while forward **J'Wan Roberts** received his earn his degree in health in Summer 2023.

• Shead was named to the All-Tournament Team after averaging 13.0 points, 5.3 rebounds, 5.8 assists and 2.3 steals per contest.

MOST VALUABLE PLAYER

• With his play at the Shriners Children's Charleston Classic on Nov. 16-19, senior guard **LJ Cryer** was named the tournament's Most Valuable Player.

• The Katy, Texas, native and Morton Ranch High School product averaged 16.7 points, 2.7 rebounds and 2.0 steals per contest in wins over Towson, Utah and Dayton.

• Cryer became the ninth Cougar in school history to be named a regular-season tournament Most Outstanding/Valuable Player.

• He became the first Cougar to collect that honor since forward guard **Marcus Sasser** was named Most Outstanding Player at the 2022 Cougar Classic.

• Other Cougars who were named regular-season Most Outstanding/Valuable Player include: forward **Fabian White Jr.** (2019 Hawaiian Airlines Diamond Head Classic), guard **Corey Davis Jr.** (2018 Men against Breast Cancer Cougar Cup), guard **Damyean Dotson** (2016 Gulf Coast Showcase), forward **Richard Hollis** (1987 Spindletop Classic), center **Greg Anderson** (1986 Kactus Classic), guard **Rob Williams** (1980 Kettle Classic) and guard **Kenneth 'Juice' Williams** (1978 Bluebonnet Classic).

• Elvin will study business in graduate school while Roberts will do post baccalaureate work at UH during the 2023-24 season.

• In addition, guard **Damian Dunn** received his degree in communications and media studies from Temple in May 2023.

LOOKING for SIX STRAIGHT

• Houston will be looking to extend its record-setting NCAA Tournament streak in 2023-24.

• Entering the 2023-24 season, the Cougars have competed in five consecutive NCAA Tournaments (2023 Sweet 16, 2022 Elite Eight, 2021 Final Four, 2019 Sweet 16, 2018 Second Round) (The 2020 Tournament was not held due to the COVID-19 pandemic).

• In a program history which features 24 NCAA Tournament berths and six NCAA Final Four appearances, Houston has never competed in six straight NCAA Tournaments.

• The Cougars have competed in 4+ straight NCAA Tournaments five times during the program's history: 2018 to present; 1981 to 1984; 1970 to 1973 and 1965 to 1968).

STAFF CHANGES

• As the Cougars compete during the 2023-24 season, fans will see changes on the bench from a year ago.

• In June 2023, **Head Coach Kelvin Sampson** signed a new contract which made him one of the nation's top paid coaches.

• **Assistant Coach Kellen Sampson's** new signed contract formalized the coaching succession plan upon the elder Sampson's departure from the program with Kellen Sampson being designated head coach-in-waiting on the Houston staff.

• **Quannas White** was elevated to associate head coach in mid-June 2023 after serving for the previous five seasons as assistant coach.

• **K.C. Beard** will work as assistant coach while **Hollis Price** will serve as special assistant to the head coach. Beard last served as assistant coach for the Cougars during the 2021-22 season.

COUGARS AMONG STATISTICAL LEADERS

National rankings (through Jan. 24, 2024)

Big 12 rankings (through Jan. 26, 2024)

Big 12 leader in bold red

TEAM			
Category	Mark	Big 12 Rank	National Rank
AP (as of Jan. 22)	#4	---	#4
USA Today Sports Coaches (as of Jan. 22)	#4	---	#4
NET (through Jan. 24)	#1	#1	#1
Ken Pom (through Jan. 24)	+34.00	1st	1st
Offensive Efficiency	119.7	3rd	15th
Defensive Efficiency	85.7	1st	1st
ESPN BPI (through Jan. 24)	22.5	1st	1st
W-L Percentage	.895	t-1st	4th
Big 12 W-L Percentage	.667	t-2nd	---
Scoring Offense	73.9	11th	197th
Scoring Defense	51.9	1st	1st
Scoring Margin	+22.1	1st	1st
FG Pct.	43.9	11th	220th
Opp. FG Pct.	34.8	1st	1st
3-Pt. Pct.	35.4	7th	112th
3-Pt. FGs per Game	7.8	5th	152nd
Opp. 3-Pt. Pct.	28.0	1st	9th
FT Pct.	67.5	13th	292nd
Total Rebounds	40.4	3rd	30th
Total Rebounds Allowed	32.7	t-8th	---
Rebounding Margin	+7.7	3rd	21st
Offensive Rebounds	14.8	1st	7th
Offensive Rebound Pct.	39.8	1st	---
Defensive Rebounds	25.6	t-9th	166th
Defensive Rebound Pct.	71.4	10th	---
Assists	13.4	12th	172nd
Steals	10.4	2nd	7th
Blocked Shots	5.4	2nd	17th
Turnovers	9.1	1st	7th
Turnover Margin	+7.5	1st	2nd
Turnovers Forced	16.6	2nd	10th
Assist/Turnover Ratio	1.47	4th	38th

INDIVIDUAL

Category	Mark	Big 12 Rank	National Rank
SCORING			
LJ Cryer	15.6	8th	205th

REBOUNDS			
J'Wan Roberts	7.1	7th	178th

FIELD-GOAL PERCENTAGE			
LJ Cryer	41.3	13th	334th

ASSISTS			
Jamal Shead	6.0	3rd	21st

FREE THROW PERCENTAGE			
Emanuel Sharp	83.5	7th	125th

STEALS			
Jamal Shead	2.26	t-2nd	26th
Emanuel Sharp	1.47	t-14th	240th

3-POINT FIELD GOAL PERCENTAGE			
LJ Cryer	39.6	5th	56th
Emanuel Sharp	35.2	10th	---

3-POINT FIELD GOALS MADE			
LJ Cryer	3.11	2nd	19th
Emanuel Sharp	2.00	t-12th	258th

BLOCKED SHOTS			
Ja'Vier Francis	1.63	3rd	66th
Joseph Tugler	1.16	t-10th	172nd
J'Wan Roberts	0.94	15th	296th

ASSIST/TURNOVER RATIO			
Jamal Shead	2.92	2nd	33rd

OFFENSIVE REBOUNDS			
J'Wan Roberts	2.61	7th	115th
Ja'Vier Francis	2.16	13th	243rd
Joseph Tugler	1.89	---	350th

DEFENSIVE REBOUNDS			
J'Wan Roberts	4.50	10th	286th

MINUTES PLAYED			
LJ Cryer	31:48	12th	293rd

DOUBLE-DOUBLES			
J'Wan Roberts	3	t-6th	174th
Jamal Shead	1	t-20th	403rd

30-POINT GAMES		
Player	2023-24	Career
Damian Dunn	0	3 [1-2]
Mylik Wilson	0	1 [1-0]
LJ Cryer	0	1 [0-1]

20-POINT GAMES		
Player	2023-24	Career
LJ Cryer	6 (1) [6-0]	18 [17-1]
Damian Dunn	0 [0-0]	15 [9-6]
Mylik Wilson	0 [0-0]	5 [5-0]
Emanuel Sharp	4 [3-1]	4 [3-1]
Jamal Shead	1 [1-0]	4 [4-0]
J'Wan Roberts	1 [0-1]	3 [2-1]
Ja'Vier Francis	0 [0-0]	1 [1-0]

DOUBLE-FIGURE SCORING GAMES		
Player	2023-24	Career
Damian Dunn	7 (1) [6-1]	60 [35-25]
Jamal Shead	12 (5) [10-2]	57 [49-8]
LJ Cryer	14 (2) [14-0]	52 [41-11]
Mylik Wilson	2 [2-0]	37 [24-13]
J'Wan Roberts	7 [6-1]	31 [30-1]
Emanuel Sharp	11 [10-1]	18 [17-1]
Ja'Vier Francis	6 [6-0]	11 [11-0]
Ramon Walker Jr.	0 [0-0]	4 [4-0]
Terrance Arceneaux	1 [1-0]	4 [4-0]
Joseph Tugler	1 [1-0]	1 [1-0]

DOUBLE-DOUBLES		
Player	2023-24	Career
J'Wan Roberts	3 [2-1]	12 [11-1]
Jamal Shead	1 [1-0]	8 [7-1]
Ja'Vier Francis	0 [0-0]	3 [3-0]

20-REBOUND GAMES		
Player	2023-24	Career
J'Wan Roberts	0 [0-0]	1 [1-0]

DOUBLE-FIGURE REBOUNDING GAMES		
Player	2023-24	Career
J'Wan Roberts	4 [3-1]	20 [18-2]
Ja'Vier Francis	0 [0-0]	3 [3-0]
Terrance Arceneaux	1 [1-0]	1 [1-0]

DOUBLE-FIGURE ASSIST GAMES		
Player	2023-24	Career
Jamal Shead	2 [2-0]	12 [11-1]

Bold = Totals | () = current streak | [] records

CONSECUTIVE GAMES/STARTS STREAKS

Player	Consecutive Games	Consecutive Starts	Career Starts
Jamal Shead	95 (95)	79 (79)	90
J'Wan Roberts	88 (6)	29 (6)	55
Emanuel Sharp	45 (45)	12 (12)	15
U Cryer	40 (40)	40 (40)	53
Damian Dunn	37 (37)	22	62
Ja'Vier Francis	33 (21)	19 (19)	20
Ramon Walker Jr.	33 (8)	2	2
Terrance Arceneaux	22	1	1
Joseph Tugler	19 (19)	1	1
Mylik Wilson	10 (8)	0	0
Ryan Elvin	4	0	0
Cedric Lath	4	0	0
Jacob McFarland	0	0	0
Kordelius Jefferson	0	0	0

Career highs in **bold** | () indicates current streak
 [] career total, including previous schools

NEW NUMBERS

• In June 2023, the NCAA made a rule change allowing for student-athletes to wear any number between 0 and 99... One Cougar will take advantage in 2023-24.

• Following a late number change, senior guard **Mylik Wilson** will wear #8 this season. He will become the first Cougar to wear a number higher than five since the 1956-57 season.

• According to the best UH records, during the 1956-57 season, five Cougars wore numbers with digits higher than five.

• That group included: forward **Ronnie Truitt** (#36-home, #37-away); guard **Jackie Welch** (#38-home, #39-away); forward **Russell Boone** (#48-home, #49-away); forward **Jimmy Ash** (#56-home, #57-away) and center **Ray Patoprsty** (#58-home, #59-away).

• Houston student-athletes wore two different jersey numbers, depending on home and road games, from the 1954-55 season through the 1985-86 season.

• In that system, the Cougars' road numbers were one number higher than their home uniform.

UNIQUE COMPANY

• Senior point guard **Jamal Shead** has established himself as a force at both ends of the floor in 2023-24.

• Shead is one of only three student-athletes to rank among the Top-33 national leaders in assists per game, steals per game and assist-turnover ratio.

• Shead leads the Cougars, is third in the Big 12 and ranks 21st nationally with 6.0 assists per game.

• The Manor, Texas, native is tied for second in the Big 12 and 23rd nationally with 2.26 steals per contest.

• Shead also ranks 40th in the country with a 2.92 assist-turnover ratio.

• UNC Greensboro's Kobe Langley (6.3 apg, 1.40 spg, 14th; 3.47 ratio, 14th) and Virginia's Reece Beekman (6.1 apg, 18th; 2.26 spg, 26th; 3.11 ratio, 24th) join Shead in the exclusive group.

200 DIMES

• Senior point guard **Jamal Shead** is well on his way to joining the Cougars' 200-assist club in a season for the third time in his award-winning career.

• Shead currently leads the Cougars and is third in the Big 12 with 6.0 assists per game.

• The Manor, Texas, native dished out a team-high 200 assists during the Cougars' run to the NCAA Tournament Sweet 16 in 2022-23 and posted 221 assists as a sophomore in 2021-22.

• A year ago, Shead joined Houston great **Reid Gettys** (1982-85) as the only Cougars with multiple 200-assist seasons during their careers.

• Gettys posted 208 assists in 1984-85, 209 assists in 1982-83 and set a school record with 309 assists during the 1983-84 season.

REGULAR-SEASON NON-CONFERENCE WINS

Seasons in which Houston competed as a conference member

Rk.	Wins	Year	Overall
11	13	2023-24	14-2
		2018-19	33-4
12	12	2022-23	33-4
		1954-55	15-10
t5.	11	2012-13	20-13
		2007-08	24-10
		1991-92	25-6
		1983-84	32-5
19	10	2019-20	23-8
		2017-18	27-8
		2015-16	22-10
		2005-06	21-10
		1992-93	21-9
		1989-90	25-8
		1977-78	25-8
		1976-77	29-8
		1955-56	19-7
		1949-50	16-7

Bold Red — Current Season
Bold Black — under Coach Kelvin Sampson

TRIPLE-DIGIT ASSISTS

• In addition to the 200-Assist Club, senior point guard **Jamal Shead** joined another exclusive club in 2023-24.

• Shead currently leads the Cougars and is third in the Big 12 with 6.0 assists per game.

• Dishing out a game-high 10 assists (in addition to 29 points) in the Jan. 17 win over #25/25 Texas Tech in Fertitta Center, Shead became only the ninth player in school history with 3+ 100-assist seasons as a Cougar.

• Guards **Derrick Daniels** (1988-92) and **Galen Robinson Jr.** (2015-19) are the only Cougars with four 100-assist seasons in their careers.

• Shead joined Daniels, Robinson, **DeJon Jarreau** (2018-21), **Lanny Smith** (2004-08), **Alvin Franklin** (1983-86), **Reid Gettys** (1982-85), **Rob Williams** (1979-82) and **Ken Ciolli** (1976-79) as the only Cougars with 3+ triple-digit assist seasons.

• The Manor (pronounced May-Nor), Texas, native has dished out at least four assists in all but two games to date with eight games with 8+ assists.

• With 200 assists in 2022-23, Shead became the 20th player in Houston history to enjoy multiple 100-assist seasons during his career.

COUGARS in the PROS



Player	Years at UH	Current Team
Quentin Grimes	2019-21	New York Knicks
Nate Hinton	2018-20	Houston Rockets
Taze Moore	2021-22	Portland Trail Blazers
Marcus Sasser	2019-23	Detroit Pistons
Jarace Walker	2022-23	Indiana Pacers



OTHER LEAGUES

Player	Years at UH	Team	League
Armoni Brooks	2016-19	Ontario Clippers	NBA G League
Josh Carlton	2021-22	Darussafaka Lassa	Basketbol Super Ligi
Corey Davis Jr.	2017-19	Basquet Girona	Liga Endesa
Devin Davis	2016-18	Scagliera Verona	Italian LBA
Damyean Dotson	2015-17	Ningbo Rockets	Chinese Basketball Association
Kyler Edwards	2021-22	Long Island Nets	NBA G League
Justin Gorham	2018-21	Rytas Vilnius	Lithuanian Basketball League
Rob Gray	2015-18	BC Prometey	Ukraine Basketball Super League
Brisson Gresham	2018-21	ESSEM Le Portel	Pro A
Chris Harris Jr.	2017-20	Ylli	Kosovan Superliga
Danrad Knowles	2013-17	L'Hospitalet	Spanish LEB Silver
DeJon Jarreau	2015-19	Memphis Hustle	NBA G League
Brandon Morris	2012-14	Selenge Bodsukhbaatar	Mongolian MBL
Galen Robinson Jr.	2015-19	Birmingham Squadron	NBA G League
Jonathon Simmons	2011-12	Ohud Medina	Saudi Basketball League
Wes VanBeek	2014-18	Chemnitz	Basketball Bundesliga
Jarace Walker	2022-23	Indiana Mad Ants	NBA G League
Fabian White Jr.	2017-22	Metropolitans 92	LNB Pro A

WELCOME to HOUSTON

• The Cougars signed two newcomers to the team for the 2024-25 season during the early signing period in November 2023.

• Guard Mercy Miller and forward Chase McCarty will compete as true freshmen in 2024-25... Both will have four years of eligibility remaining.

MERCY MILLER

Guard • 6-4 • 185 • Freshman
Sherman Oaks, Calif.
Notre Dame High School

4-star recruit by 247Sports... As a senior, scored school-record 68 points on 28-of-38 shooting against Oakwood High School... As a junior in 2022-23, led Notre Dame High School to its first CIF state championship with 17 points, nine rebounds, five assists and five steals in Title Game... Scored 19 points in win over Sierra Canyon High School in CIF State Division I SoCal Regional Final... Competed at Minneapolis' Minnehaha Academy for his first two seasons, leading team to state championship as a freshman in 2020-21... Competed for Coach Matt Sargeant at Notre Dame High School... Also recruited by Minnesota and Missouri... Son of rapper and record producer and executive Master P.

CHASE MCCARTY

Forward • 6-5 • 200 • Freshman
Huntsville, Ala.
IMG Academy (Bradenton, Fla.)

No. 93 player nationally in ESPN100... Ranked #59 nationally by Rivals and #73 nationally by 247Sports... 4-star recruit by Rivals, 247Sports and ESPN... Also recruited by Georgia Tech, Kansas, Mississippi, Tennessee, Missouri and Texas Tech... Coached by Sean McAloon at IMG Academy and Winfred Jordan of Atlanta Express AAU program... Won the 3-point shooting championship at Under Armour's Elite 24 in August 2023... Competed for IMG Academy as a senior in 2023-24... Helped lead Westminster Christian (Alabama) to Class 4A State Championship game as a junior in 20223 and was a member of ASWA Class 4A All-State First Team after averaging 23.7 points and 6.5 rebounds per game.

• He recorded the Cougars' first double-double of the season with a 13-point, 12-rebound performance against Utah in the Shriners Children's Charleston Classic Semifinals on Nov. 17.

• Roberts claimed his second double-double of the season with 10 points and 11 rebounds against rv/rv Texas A&M (Dec. 16) and followed that with 20 points and 13 rebounds at rv/rv TCU (Jan. 13).

• In addition, Roberts has connected on at least 50.0 percent from the field in all but seven games in which he has played, including 83.3 percent (5-of-6) in back-to-back wins against Utah and Dayton at the Shriners Children's Charleston Classic on Nov. 17 and Nov. 19, respectively.

• In 2022-23, Roberts led Houston and the American Athletic Conference with a 61.2 percentage (146-of-352) from the floor in 2022-23.

• Roberts connected on at least 50.0 percent in all but eight games in 2022-23.

• Averaging 10.0 points and a team-best 7.7 rebounds per game, Roberts was named the American Athletic Conference Most Improved Player of the Year and earned a place on the league's All-Conference Second Team.

UNDER the BOARDS

• When the shot goes up, senior forward **J'Wan Roberts** is working to get to that ball in 2023-24.

• This season, the St. Thomas, U.S. Virgin Islands, native leads the Cougars and ranks seventh in the Big 12 with 7.1 rebounds per contest.

• Roberts is one of four student-athletes to stand among the Big 12 Top-10 leaders in both offensive AND defensive rebounding.

• Roberts is seventh with 2.61 offensive rebounds per game and is 10th with 4.50 defensive boards per contest.

• Roberts joins Kansas' Hunter Dickinson (2.63, t-5th; 8.42 drpg, 1st), Cincinnati's Viktor Lakhin (2.95 orpg, 4th; 4.58 drpg, 9th) and Texas Tech's Warren Washington (2.56 orpg, 8th; 5.28 drpg, 5th).

FEWEST POINTS ALLOWED in HOUSTON HISTORY

Rk.	Score	Opponent	Date
1.	28-40	Oklahoma City	Jan. 26, 1948
2.	29-38	at Texas A&M	Dec. 8, 1951
13.	31-84	ULM	Nov. 6, 2023
	31-54	Abilene Christian	Dec. 2, 1947
5.	33-57	Loyola (La.)	Dec. 2, 1949
t6.	34-68	Trinity	Feb. 8, 1947
NAIB Tournament			
	34-63	vs. High Point	March 11, 1946
8.	35-62	North Texas	Jan. 10, 1946
19.	36-83	Northern Colorado	Nov. 7, 2022
	36-79	East Carolina	Jan. 22, 2022
	36-71	at Rice	Jan. 10, 1987
	36-58	Midwestern	Feb. 3, 1951
	36-48	Hardin-Simmons	Dec. 1, 1949

RECENT NATIONAL STATISTICS RANKINGS

National Leader in Red
Top 10 rankings in Bold
through Jan. 24, 2024

WINNING PERCENTAGE

2023-24	89.5	4th
2022-23	89.2	2nd
2021-22	84.2	6th
2020-21	87.5	4th
2019-20	74.2	33rd
2018-19	89.2	2nd
2017-18	77.1	20th
2016-17	65.6	68th

FIELD GOAL PERCENTAGE DEFENSE

2023-24	34.8	1st
2022-23	36.6	1st
2021-22	37.1	1st
2020-21	37.8	1st
2019-20	38.3	7th
2018-19	36.8	1st
2017-18	39.4	8th
2016-17	40.8	34th

SCORING DEFENSE

2023-24	51.9	1st
2022-23	57.5	2nd
2021-22	58.8	3rd
2020-21	58.2	2nd
2019-20	61.1	11th
2018-19	61.0	7th
2017-18	64.9	18th
2016-17	64.9	30th

SCORING MARGIN

2023-24	+22.1	1st
2022-23	+17.4	1st
2021-22	+16.1	2nd
2020-21	+17.8	2nd
2019-20	+10.2	26th
2018-19	+14.3	6th
2017-18	+11.8	13th
2016-17	+8.8	35th

3-POINT FIELD GOAL PERCENTAGE DEFENSE

2023-24	28.0	9th
2022-23	27.9	2nd
2021-22	28.8	9th
2020-21	29.0	9th
2019-20	28.6	8th
2018-19	27.9	1st
2017-18	32.3	35th
2016-17	32.9	68th

OFFENSIVE REBOUNDS PER GAME

2023-24	14.8	7th
2022-23	12.8	17th
2021-22	13.3	7th
2020-21	14.5	3rd
2019-20	14.4	3rd
2018-19	12.3	34th
2017-18	11.7	68th
2016-17	11.3	109th

PLAYING SHARP in TOYOTA CENTER

- Sophomore guard **Emanuel Sharp** was named the game's Most Valuable Performance with his performance against rv/rv Texas A&M during The Halal Guys Showcase on Dec. 16.
- Sharp scored the Cougars' final five points, including a 3-pointer with 29 seconds left and the shot clock winding down to give Houston a five-point lead.
- He drained a pair of free throws with five seconds left for the final margin of victory.
- The Tampa, Fla., native led the Cougars with 21 points and five 3-pointers and added five offensive rebounds against the Aggies.

SHARP SHOOTER

- Guard **Emanuel Sharp** is competing during his sophomore season in 2023-24.
- Sharp ranks 10th in the Big 12 with a 35.2 3-point field goal percentage and is tied for 12th in the league with 2.0 treys per contest.
- Sharp has drained multiple 3-pointers in 11 games this season, including a season-high five treys against Jackson State (Dec. 9, Fertitta Center); vs. rv/rv Texas A&M (Dec. 16, The Halal Guys Showcase, Toyota Center) and at Iowa State (Jan. 9).
- He has made at least one 3-pointer in 11 of the last 13 games and 13 of the last 16.
- The Tampa, Fla., native drilled five 3-pointers on the way to a team-high 21 points in the Cougars' win over rv/rv Texas A&M at The Halal Guys Showcase inside Toyota Center on Dec. 16.
- Sharp hit the 20-point milestone for the first time in his career with 20 points and five 3-pointers in Houston's season-opening win over ULM inside Fertitta Center on Nov. 6.
- He enjoyed his fourth game with 20+ points of the season, draining five treys in the Cougars' loss at Big 12-rival Iowa State on Jan. 9.
- In 2022-23, Sharp drained a career-high six 3-pointers in the Cougars' home win over McNeese inside Fertitta Center on Dec. 21, 2022.
- His total tied with **Marcus Sasser** (vs. Houston Christian, Nov. 26, 2019) and **Damon Jones** (at Arizona, Dec. 3, 1994) as the second-most treys by a freshman in Houston single-game history and trailed only **Lamar Roberson's** seven 3-pointers against Florida Tech on Nov. 22, 2005.
- With his stellar play, Sharp earned a place on the American Athletic Conference All-Freshman Team.

WELCOME BACK, RAMON

- Guard **Ramon Walker Jr.** competed in the first 10 games of the 2022-23 season before sitting out the remainder of the year.
- He is competing as a junior during the 2023-24 campaign, averaging 2.5 points and 3.4 rebounds per contest in 15 games.
- The Pearland, Texas, native averaged 2.9 points and 2.5 rebounds per game before being sidelined in 2022-23. He scored a season-high nine points with four rebounds in the Cougars' win over Saint Joseph's at the Veterans Classic in Annapolis, Md.
- Averaged 3.2 points and 2.7 rebounds per game as a freshman in 2021-22... Made a culture play of year in double-overtime win at Wichita State (Feb. 20, 2022), diving for a loose rebound to set up a score for the Cougars.
- Scored 13 points with three rebounds in the first start of his career at Temple (Jan. 2, 2022)
- Is the son of former Houston Texans defensive back (2002-05) Ramon Walker.

FAN FAVORITE

- Fertitta Center fan favorite guard **Ryan Elvin** returns for his senior campaign in 2023-24.
- A year ago, Elvin competed in 15 games, averaging 1.5 points and 0.3 rebounds per game.
- Elvin scored season highs of five points in home wins against Tulsa (Feb. 8, 2023), North Florida (Dec. 6, 2022) and Norfolk State (Nov. 29, 2022).
- The Round Rock, Texas, native earned his bachelor's degree in sports administration from the University of Houston in 2022-23 and was named to the American Athletic Conference All-Academic Team for the third consecutive season.
- Will compete as a walk-on for the fourth straight season in 2022-23.

RETURNING REDSHIRTS

- The Cougars welcome the return of two redshirts in 2023-24.
- Redshirt freshman center **Cedric Lath** joined the Cougars at the semester break in January 2023. Although he practice regularly with the team, the Abidjan, Ivory Coast, native did not compete in any games.
- At 6-foot-9 and 260 pounds, Lath is the tallest and biggest Cougar on the 2023-24 roster.
- Senior guard **Mylik Wilson** sat out the 2022-23 season as a redshirt at Houston and will have two years of eligibility remaining.
- Wilson previously played at Louisiana (2019-21) and, most recently, at Texas Tech (2021-22) before joining the Cougars.
- As a freshman with the Cajuns in 2019-20, Wilson was named to the Sun Belt Conference All-Tournament Team and was named the league's Freshman of the Year after averaging 11.5 points and 5.7 rebounds per game.

SITTING OUT THIS SEASON

- Freshman guard **Kordelius Jefferson** and freshman center **Jacob McFarland** are sitting out the 2023-24 season and are expected to redshirt.
- The duo practices regularly with the team but is not expected to compete in any games this year.
- Jefferson had surgery on both wrists during the summer.

RISING in the COACHING RANKS

- With Houston's win at #21/19 BYU in Provo, Utah, on Jan. 23, **Head Coach Kelvin Sampson** has compiled a 749-346 career record, including a 249-76 mark with the Cougars.
- Sampson stands in 24th in NCAA history (among coaches with 10+ years of Division I experience) with 749 victories.
- Up next in the NCAA records book is John Beilein, who stands 23rd in NCAA history after posting 754 wins with Michigan, West Virginia, Richmond, Canisius, Le Moyne and Nazareth from 1982 to 2019.

RECENT NATIONAL STATISTICS RANKINGS

National Leader in Red
Top 10 rankings in Bold
through Jan. 24, 2024

KENPOM EFFICIENCY

2023-24	+34.00	1st
2022-23	+27.72	2nd
2021-22	+27.70	2nd
2020-21	+28.75	5th
2019-20	+20.39	14th
2018-19	+24.13	12th
2017-18	+20.24	18th
2016-17	+13.61	52nd

KENPOM OFFENSIVE EFFICIENCY

2023-24	119.7	15th
2022-23	118.1	11th
2021-22	116.8	10th
2020-21	118.3	7th
2019-20	112.7	22nd
2018-19	115.3	19th
2017-18	114.6	38th
2016-17	113.5	39th

KENPOM DEFENSIVE EFFICIENCY

2023-24	85.7	1st
2022-23	90.4	5th
2021-22	89.1	8th
2020-21	89.6	9th
2019-20	92.3	21st
2018-19	91.2	11th
2017-18	94.4	13th
2016-17	99.9	79th

KENPOM DEFENSIVE EFFICIENCY ALL-TIME BEST

since 1998-99 season

1.	83.1	UConn	1998-99
t2.	84.1	Texas Tech	2018-19
	84.1	Stanford	1999-00
4.	84.2	Memphis	2008-09
5.	84.4	Kentucky	2014-15
t6.	84.6	Wisconsin	1999-00
	84.6	Miami (Fla.)	1998-99
8.	84.7	Duke	1998-99
t9.	84.8	Louisville	2012-13
	84.8	Tulsa	1999-00
11.	85.0	Texas Tech	2021-22
12.	85.1	Virginia	2019-20
13.	85.2	Louisville	2008-09
14.	85.4	Arizona	2000-01
t15.	85.5	Virginia	2014-15
	85.5	Louisville	2011-12
	85.5	Maryland	1998-99
t18.	85.6	Virginia	2017-18
	85.6	Wisconsin	1998-99
	85.6	Iowa	2005-06
t21.	85.7	Houston	2023-24
t21.	85.7	Wisconsin	2012-13
	85.7	Kansas	2007-08

BIG 12 PRESEASON POLL

• For the fifth straight season, Houston was picked among the Top-Two leaders in its conference preseason poll.

• The Cougars received two first-place votes and 153 points to stand second in the Big 12 Coaches Preseason Poll.

• Houston was tabbed as preseason favorite for its last four years in the American Athletic Conference (2019-23).

• Senior guard **L.J. Cryer** was named to the five-man Preseason All-Big 12 Team. Senior point guard **Jamal Shead** was one of 11 student-athletes named Honorable Mention.

IN THE NBA RANKS

• Six Cougars have competed on NBA rosters during the 2023-24 season.

• That group includes **Armoni Brooks** (Brooklyn Nets), **Quentin Grimes** (New York Knicks), **Nate Hinton** (Houston Rockets), **Marcus Sasser** (Detroit Pistons), **Jarace Walker** (Indiana Pacers) and guard **Taze Moore**, who signed a 10-day contract with the Portland Trail Blazers in late January.

• Brooks competed competing with his third NBA team after previous stints with Toronto (2021-22) and Houston (2020-22).

• Grimes is in his second season with the New York Knicks after being taken with the No. 25 overall pick in the First Round of the 2021 NBA Draft by the Knicks. He became the first Cougar to be taken in the First Round since **Greg Anderson** was taken in 1987 by the San Antonio Spurs.

• Hinton is with his third NBA team after previous stints with Indiana (2021-22) and Dallas (2020-21).

• Sasser is in his first season with the Pistons after being

HOUSTON'S MOST PLAYED OPPONENTS through games of Jan. 21, 2024

Rk.	G	Opponent	W-L	Pct.	Current Strk	First Game	Last Game
1.	92	SMU	58-34	.630	W3	1955-56	2022-23
2.	86	Texas A&M	54-32	.628	W1	1946-47	2023-24
3.	84	Rice	66-18	.786	W7	1971-72	2023-24
4.	74	TCU	48-26	.649	L1	1955-56	2023-24
5.	64	Texas	32-32	.500	W1	1949-50	2012-13
6.	61	Tulsa	32-29	.525	W4	1950-51	2022-23
7.	59	Memphis	23-36	.390	L1	1956-57	2022-23
8.	57	Texas Tech	30-27	.526	W3	1960-61	2023-24
9.	54	Baylor	38-16	.704	L2	1952-53	2020-21
10.	50	Tulane	32-18	.640	W11	1946-47	2022-23
11.	47	Cincinnati	14-33	.298	W9	1957-58	2022-23

2023-24 opponents in bold

• Walker is in his first season with the Pacers after being taken with the No. 8 pick of the 2023 NBA Draft. He was the highest Cougar taken in the Draft since Hall of Fame center **Hakeem Olajuwon** was taken at No. 1 by the Houston Rockets in 1984.

• Walker and Sasser became the 13th and 14th NBA First-Round Draft picks in Houston and the 47th and 48th Draft selections.

IN the PRO RANKS

• In addition to the Cougars in the NBA, numerous other Cougars continue to compete in various leagues for teams around the world.

• Guard **Armoni Brooks** (Ontario Clippers) plays in the NBA G League.

• Center **Josh Carlton** (Darussafaka Lassa) plays in the Basketball Super Ligi.

• Guard **Corey Davis Jr.** (Basquet Girona) plays in Liga Endesa.

• Forward **Devin Davis** (Scagliera Verona) is playing in the Italian LBA.

• Guard **Damyean Dotson** (Ningbo Rockets) is competing in the Chinese Basketball Association.

• Guard **Kyler Edwards** plays for Long Island Nets of the NBA G League.

• Forward **Justin Gorham** plays for Rytas Vilnius of the Lithuanian Basketball League.

• Guard **Rob Gray** plays for BC Prometey of the Ukraine Basketball Super League.

• Forward **Brisson Gresham** plays for ESSEM Le Portel of the LNB Pro A.

• Guard **DeJon Jarreau** plays for Memphis Hustle of the NBA G League.

• Guard **Galen Robinson Jr.** plays for Birmingham Squadron of the NBA G League.

• Guard **Wes VanBeek** plays for Chemnitz of the Basketball Bundesliga.

• Forward **Fabian White Jr.** (Metropolitans 92) plays in the LNB Pro A.

CONFERENCE OPENERS

• With its 89-55 win over West Virginia in Fertitta Center on Jan. 6, Houston improved to 39-25 during its conference opener history.

• The Cougars have won their last nine conference openers and 16 of their last 17. Only a 73-54 loss at Memphis on Dec. 31, 2014, prevents a longer Houston winning streak.

• Houston has posted a 1-0 record in conference openers in the **Big 12**, a 9-1 mark in the **American Athletic Conference**, a 7-10 record in **Conference USA**, an 11-10 mark in the **Southwest Conference**, an 8-2 record in the **Missouri Valley Conference**, a 1-0 mark in the **Gulf Coast Conference** and a 2-2 record in the **Lone Star Conference**.

in Big 12 Conference: Houston is 1-0 in Big 12 openers after its 89-55 win over West Virginia in Fertitta Center on Jan. 6.

in Conference Road Openers: With its Jan. 9 loss at rv/rv Iowa State, Houston is 28-36 in conference road openers during its history.

• This includes an 0-1 mark in the **Big 12 Conference**, an 8-2 mark in the **American Athletic Conference**, a 3-14 record in **Conference USA**, a 10-11 mark in the **Southwest Conference**, a 4-6 record in the **Missouri Valley Conference**, a 1-0 mark in the **Gulf Coast Conference** and a 2-2 record in the **Lone Star Conference**.

• With its Jan. 9 loss at rv/rv Iowa State, the Cougars have won four of their last five Conference road openers.

in Conference Openers at Home: With its Jan. 6 win over West Virginia in Fertitta Center Houston has posted a 23-14 record in conference openers at home during its history.

• Houston has won its last nine conference openers at home and 10 of the last 11. Only a 79-69 loss to Memphis in its Conference USA opener in Hofheinz Pavilion on Jan. 11, 2007 prevents a longer streak.

• The Cougars are 4-0 in conference openers inside the Fertitta Center during the facility's history, winning those games by an average of 23.3 points per contest.

in Conference Home Openers: With its 89-55 win over West Virginia in Fertitta Center on Jan. 6, Houston improved to 42-22 record in its conference home openers during the program's history.

• This includes a 1-0 record in the **Big 12**, a 9-1 mark in the **American Athletic Conference**, a 9-8 mark in **Conference USA**, a 15-6 record in the **Southwest Conference**, a 6-4 mark in the **Missouri Valley Conference**, a 1-0 record in the **Gulf Coast Conference** and a 1-3 record in the **Lone Star Conference**.

• Houston has won its last nine conference home openers and 13 of its last 14. Only a 79-78 loss in overtime to Tulsa inside Hofheinz Pavilion on Jan. 6, 2015, prevents a longer Houston winning streak.

MOVING UP

• With Houston's 77-67 win over South Carolina on Dec. 5, 2020, inside the Fertitta Center, **Head Coach Kelvin Sampson** became the second-winningest coach in Houston history.

• Sampson moved past **Pat Foster**, who recorded 142 victories from 1986 to 1993.

• Sampson ranks as Houston's career leader in winning percentage at .766 (249-76 record).

Rk.	Coach	Record	Pct.	Years
1.	Guy V. Lewis	592-279	.680	1956-86
2.	Kelvin Sampson	249-76	.766	2014 -
3.	Pat Foster	142-73	.660	1986-93
4.	Alden Pasche	135-116	.538	1946-56
5.	Tom Penders	121-77	.611	2004-10

• Houston has won handily in recent history, winning its last 15 season openers by an average of 28.7 points per game (430 points in 15 games).

• Houston has won eight of its last nine season openers by 28+ points. Only the 2021-22 season-opening 83-75 win in overtime prevents a longer streak.

KELVIN SAMPSON in SEASON OPENERS

• With Houston's 84-31 win over ULM on Nov. 6 inside Fertitta Center, **Head Coach Kelvin Sampson** improved to 32-3 record in season openers during his award-winning career.

• In season openers, Sampson is 10-0 during his Houston tenure... Posted a 2-0 record at Indiana, an 11-1 mark at Oklahoma a 6-1 record at Washington State and a 3-1 mark at Montana Tech.

• With the win over ULM, Sampson's teams have won their last 15 season openers and 28 of his last 29... Only a 68-62 loss to Alabama at the AT&T Wireless Classic in New York on Nov. 14, 2002, prevents a longer streak.

• During his career, Sampson's teams have won by an average of 24.7 points per game (789 points in 32 games).

• In his teams' 32 season-opening wins, only four teams have won by fewer than double digits... His first team at Houston in 2014-15 claimed a 77-74 win at Murray State on Nov. 14, 2014, in his most recent single-digit, season-opening win.

2023-24 PRESEASON BIG 12 AWARDS

PRESEASON COACHES POLL

Rk.	School (First-place votes)	Pts.
1.	Kansas (12)	168
2.	Houston (2)	153
3.	Texas	143
4.	Baylor	137
5.	TCU	113
6.	Kansas State	106
7.	Iowa State	95
8.	Texas Tech	80
9.	West Virginia	70
10.	Oklahoma State	57
11.	Cincinnati	55
12.	Oklahoma	54
13.	BYU	29
14.	UCF	14

PLAYER & NEWCOMER of the YEAR

Hunter Dickinson • Center • Senior • Kansas

FRESHMAN of the YEAR

Ja'Kobe Walter • Forward • Baylor

PRESEASON ALL-BIG 12 TEAM

Pos.	Player	Cl.	School
G	LJ Cryer	Sr.	Houston
C	Hunter Dickinson	Sr.	Kansas
G	DeJuan Harris Jr.	Jr.	Kansas
F	Emanuel Miller	Sr.	TCU
G	Max Abmas	Gr.	Texas

Honorable Mention

Player	School
Jamal Shead	Houston
Jalen Bridges	Baylor
RayJ Dennis	Baylor
Ja'Kobe Walter	Baylor
Kevin McCullar Jr.	Kansas
Arthur Kaluma	Kansas State
Tyler Pery	Kansas State
Dylan Disu	Texas
Tyrese Hunter	Texas
Dillon Mitchell	Texas
Jesse Edwards	West Virginia

taken with the No. 25 pick of the 2023 NBA Draft.

CONFERENCE ROAD OPENERS (28-36)

Date Result Opponent

Lone Star Conference (2-2)

Feb. 8, 1946 L 39-40 at Sam Houston
Jan. 6, 1947 W 55-39 at Texas State
Jan. 16, 1948 L 43-47 at East Texas State
Jan. 21, 1949 W 53-52 at Texas State

Gulf Coast Conference (1-0)

Jan. 7, 1950 W 67-62 at Trinity

Missouri Valley Conference (4-6)

Dec. 2, 1950 L 73-94 at Bradley
Jan. 11, 1952 L 44-71 at Oklahoma State
Dec. 16, 1952 W 72-69 at Detroit
Jan. 7, 1954 L 64-78 at Wichita State
Dec. 17, 1954 W 77-69 at Detroit
Jan. 12, 1956 W 69-60 at Tulsa
Jan. 2, 1957 W 74-72 at Drake
Jan. 11, 1958 L 80-116 at #10/ Bradley
Jan. 17, 1959 L 67-94 at #17/ Oklahoma City
Jan. 7, 1961 L 46-76 at #12/ Saint Louis

Southwest Conference (10-11)

Jan. 6, 1976 L 47-92 at Arkansas
Jan. 8, 1977 L 70-81 at Arkansas
Jan. 8, 1978 L 65-84 at Arkansas
Jan. 10, 1979 L 43-69 at #11/ Texas A&M
Jan. 5, 1980 L 70-77 at Texas Tech
Jan. 3, 1981 W 62-57 at Rice
Jan. 9, 1982 W 78-68 at Texas Tech
Jan. 12, 1983 W 54-51 at TCU
Jan. 5, 1984 W 60-59 at SMU
Jan. 3, 1985 W 83-74 at TCU
Jan. 4, 1986 L 68-69 (OT) at Texas Tech
Jan. 10, 1987 W 71-36 at Rice
Jan. 2, 1988 L 63-65 at Texas
Jan. 11, 1989 L 74-76 (OT) at Texas Tech
Jan. 6, 1990 W 84-69 at Rice
Jan. 2, 1991 W 87-85 at Baylor
Jan. 9, 1992 L 75-86 at Texas
Jan. 16, 1993 W 81-69 at Texas A&M
Jan. 15, 1994 L 68-77 at Texas Tech
Jan. 14, 1995 L 92-106 at TCU
Jan. 13, 1996 W 76-74 at Rice

Conference USA (3-14)

Jan. 15, 1997 L 78-92 at #10/ Louisville
Jan. 8, 1998 L 43-63 at Southern Miss
Dec. 22, 1998 L 78-115 at Cincinnati
Jan. 5, 2000 L 76-82 at Southern Miss
Jan. 17, 2001 L 67-79 at Louisville
Jan. 5, 2002 L 64-67 at Saint Louis
Jan. 22, 2003 L 66-77 at Memphis
Jan. 10, 2004 L 42-64 at UAB
Jan. 8, 2005 L 57-68 at DePaul
Jan. 11, 2006 L 62-71 at Rice
Jan. 17, 2007 L 71-76 at Rice
Jan. 16, 2008 W 99-71 at SMU
Jan. 14, 2009 W 94-86 at UTEP
Jan. 10, 2010 W 83-66 at Rice
Jan. 5, 2011 L 73-85 at Southern Miss
Jan. 7, 2012 L 50-70 at UTEP
Jan. 12, 2013 L 54-73 at Southern Miss

American Athletic (8-2)

Jan. 4, 2014 W 67-58 at South Florida
Dec. 31, 2014 L 54-73 at Memphis
Dec. 30, 2015 W 73-67 at South Florida
Dec. 28, 2016 W 62-46 at UConn (Hartford)
Dec. 28, 2017 W 79-60 at South Florida
Jan. 9, 2019 L 69-73 at Temple
Jan. 7, 2020 W 78-74 at Temple
Dec. 26, 2020 W 63-54 at rv/rv UCF
Jan. 2, 2022 W 66-61 at Temple
Dec. 28, 2022 W 89-50 at Tulsa

Big 12 (0-1)

Jan. 8, 2024 L 53-57 at rv/rv Iowa State

GAME-by-GAME STARTERS

Opponent	Date	1	2	3	4	5	Record
ULM	11/6/23	Shead	Cryer	Sharp	Roberts	Francis	1 (1-0)
TEXAS A&M-CORPUS CHRISTI	11/11/23	Shead	Cryer	Sharp	Roberts	Francis	2 (2-0)
STETSON	11/13/23	Shead	Cryer	Sharp	Roberts	Francis	3 (3-0)
vs. Towson	11/16/23	Shead	Cryer	Dunn	Roberts	Francis	1 (1-0)
vs. Utah	11/17/23	Shead	Cryer	Dunn	Roberts	Francis	2 (2-0)
vs. Dayton	11/19/23	Shead	Cryer	Dunn	Roberts	Francis	3 (3-0)
MONTANA	11/24/23	Shead	Cryer	Dunn	Roberts	Francis	4 (4-0)
at Xavier	12/1/23	Shead	Cryer	Sharp	Roberts	Francis	4 (4-0)
RICE	12/6/23	Shead	Cryer	Sharp	Roberts	Francis	5 (5-0)
JACKSON STATE	12/10/23	Shead	Cryer	Sharp	Roberts	Francis	6 (6-0)
vs. Texas & M	12/16/23	Shead	Cryer	Sharp	Roberts	Francis	7 (7-0)
TEXAS STATE	12/21/23	Shead	Cryer	Sharp	Roberts	Francis	8 (8-0)
PENN	12/30/23	Shead	Cryer	Sharp	Tugler	Francis	1 (1-0)
* WEST VIRGINIA	1/6/24	Shead	Cryer	Sharp	Roberts	Francis	9 (9-0)
* at rv/rv Iowa State	1/9/24	Shead	Cryer	Sharp	Roberts	Francis	10 (9-1)
* at rv/rv TCU	1/13/24	Shead	Cryer	Sharp	Roberts	Francis	11 (9-2)
* #25/25 TEXAS TECH	1/17/24	Shead	Cryer	Sharp	Roberts	Francis	12 (10-2)
* UCF	1/20/24	Shead	Cryer	Sharp	Roberts	Francis	13 (11-2)
* at #21/19 BYU	1/23/24	Shead	Cryer	Sharp	Roberts	Francis	14 (12-2)
* rv/rv KANSAS STATE	1/27/24	---	---	---	---	---	---
* at Texas	1/29/24	---	---	---	---	---	---
* at Kansas	2/3/24	---	---	---	---	---	---
* OKLAHOMA STATE	2/6/24	---	---	---	---	---	---
* at Cincinnati	2/10/24	---	---	---	---	---	---
* TEXAS	2/17/24	---	---	---	---	---	---
* IOWA STATE	2/19/24	---	---	---	---	---	---
* at Baylor	2/24/24	---	---	---	---	---	---
* CINCINNATI	2/27/24	---	---	---	---	---	---
* at Oklahoma	3/2/24	---	---	---	---	---	---
* at UCF	3/6/24	---	---	---	---	---	---
* KANSAS	3/9/24	---	---	---	---	---	---
vs. TBA	TBA	---	---	---	---	---	---

TEAM GAME-by-GAME SPECIALTY STATISTICS

Opponent	Date	Points Off Turnovers		2nd Chance Points		Points in the Paint		Fastbreak Points		Bench Points	
		UH	Opp.	UH	Opp.	UH	Opp.	UH	Opp.	UH	Opp.
ULM	11/6/23	30	6	11	9	28	16	13	2	35	10
TEXAS A&M-CORPUS CHRISTI	11/11/23	19	8	20	10	38	12	15	3	24	18
STETSON	11/13/23	39	10	9	8	30	16	14	3	40	16
vs. Towson	11/16/23	16	6	10	3	28	20	12	3	23	14
vs. Utah	11/17/23	19	10	14	14	30	18	5	2	27	2
vs. Dayton	11/19/23	16	6	17	9	26	30	5	0	14	17
MONTANA	11/24/23	21	1	9	6	34	20	17	4	19	27
at Xavier	12/1/23	17	13	18	6	22	22	7	17	11	14
RICE	12/6/23	26	8	18	14	40	16	10	3	29	10
JACKSON STATE	12/10/23	31	12	19	9	26	18	15	2	27	24
vs. rv/rv Texas & M	12/16/23	10	9	9	21	28	20	11	4	5	12
TEXAS STATE	12/21/23	27	9	16	6	42	18	11	4	22	11
PENN	12/30/23	25	4	20	10	44	14	9	0	20	16
* WEST VIRGINIA	1/6/24	14	3	17	8	48	20	4	10	31	23
* at rv/rv Iowa State	1/9/24	6	17	10	5	18	22	2	6	5	9
* at rv/rv TCU	1/13/24	13	7	13	9	40	28	8	8	21	21
* #25/25 TEXAS TECH	1/17/24	17	7	10	7	40	8	10	2	14	4
* UCF	1/20/24	15	5	8	8	24	6	10	9	15	26
* at #21/19 BYU	1/23/24	17	7	15	7	22	28	7	13	16	24
* rv/rv KANSAS STATE	1/27/24	---	---	---	---	---	---	---	---	---	---
* at Texas	1/29/24	---	---	---	---	---	---	---	---	---	---
* at Kansas	2/3/24	---	---	---	---	---	---	---	---	---	---
* OKLAHOMA STATE	2/6/24	---	---	---	---	---	---	---	---	---	---
* at Cincinnati	2/10/24	---	---	---	---	---	---	---	---	---	---
* TEXAS	2/17/24	---	---	---	---	---	---	---	---	---	---
* IOWA STATE	2/19/24	---	---	---	---	---	---	---	---	---	---
* at Baylor	2/24/24	---	---	---	---	---	---	---	---	---	---
* CINCINNATI	2/27/24	---	---	---	---	---	---	---	---	---	---
* at Oklahoma	3/2/24	---	---	---	---	---	---	---	---	---	---
* at UCF	3/6/24	---	---	---	---	---	---	---	---	---	---
* KANSAS	3/9/24	---	---	---	---	---	---	---	---	---	---
vs. TBA	TBA	---	---	---	---	---	---	---	---	---	---
Totals		378	148	263	169	608	352	185	95	398	298
Averages		19.9	7.9	13.8	8.9	32.0	18.5	9.7	5.0	20.9	15.7

RECORDS WATCH

MISCELLANEOUS
CONSECUTIVE WINNING SEASONS

Rk.	No.	Seasons
1.	20	1959-60 through 1978-79
2.	8	2015-16 – present
3.	7	1986-87 through 1992-93
4.	6	2004-05 through 2009-10
5.	5	1980-81 through 1984-85
t6.	2	1954-55 through 1955-56
	2	1946 through 1946-47

CONSECUTIVE NON-LOSING SEASONS

Rk.	No.	Seasons
1.	34	1959-60 through 1992-93
2.	8	2015-16 through present
3.	6	2004-05 through 2009-10
4.	5	1946 through 1949-50
5.	3	2011-12 through 2013-14
6.	2	1954-55 through 1955-56

CONSECUTIVE 20-WIN SEASONS

Rk.	No.	Seasons
1.	8	2015-16 through present
t2.	4	1980-81 through 1983-84
	4	1969-70 through 1972-73
4.	3	1965-66 through 1967-68
t5.	2	2007-08 through 2008-09
	2	1991-92 through 1992-93
	2	1976-77 through 1977-78

VICTORIES – 4-YEAR PERIOD

Rk.	No.	Seasons
1.	116	2019-20 through 2022-23
2.	116	2018-19 through 2021-22
3.	111	2017-18 through 2020-21
4.	110	2020-21 through present
5.	109	1980-81 through 1983-84
t6.	104	2016-17 through 2019-20
	104	1981-82 through 1984-85
t8.	103	2015-16 through 2018-19
9.	100	1964-65 through 1967-68
10.	99	1966-67 through 1969-70

VICTORIES – 3-YEAR PERIOD

Rk.	No.	Seasons
1.	93	2020-21 through 2022-23
2.	88	1981-82 through 1983-84
3.	84	2018-19 through 2020-21
t4.	83	2019-20 through 2021-22
	83	2017-18 through 2019-20
6	82	2021-22 through present
t7.	81	2016-17 through 2018-19
	81	1965-66 through 1967-68
9.	79	1982-83 through 1984-85
10.	77	1980-81 through 1982-83

WINNINGEST 4-YEAR CLASSES

Rk.	Wins	Years (Records)	Seniors in Final Season
1.	117	18-19 (33-4), 19-20 (23-8), 20-21 (28-4), 21-22 (33-6)	Fabian White Jr. , Josh Carlton, Tyler Edwards, Taze Moore
2.	116	19-20 (23-8), 20-21 (28-4), 21-22 (32-6), 22-23 (33-4)	Darius Bowser, Reggie Chaney, Marcus Sasser ,
3.	111	17-18 (27-8), 18-19 (33-4), 19-20 (23-8), 20-21 (28-4)	Justin Gorham, Brison Gresham, DeJon Jarreau
4.	110	20-21 (28-4), 21-22 (32-6), 22-23 (33-4), 23-24 (17-2)	LJ Cryer, Damian Dunn, Ryan Elvin , J'Wan Roberts , Jamal Shead , Mylik Wilson
5.	109	80-81 (21-9), 81-82 (25-8), 82-83 (31-3), 83-84 (32-5)	Derek Giles, Michael Young
t6.	104	16-17 (21-11), 17-18 (27-8), 18-19 (33-4), 19-20 (23-8)	Chris Harris Jr.
	104	81-82 (25-8), 82-83 (31-3), 83-84 (32-5), 84-85 (16-14)	Marvin Alexander, Benny Anders, Braxton Clark, Eric Dickens , Reid Gettys
8.	103	15-16 (22-10), 16-17 (21-11), 17-18 (27-8), 18-19 (33-4)	Breaon Brady, Corey Davis Jr., Landon Goesling, Galen Robinson Jr.
9.	100	64-65 (19-10), 65-66 (23-6), 66-67 (27-4), 67-68 (31-2)	Don Chaney , Elvin Hayes , Vern Lewis
10.	99	66-67 (27-4), 67-68 (31-2), 68-69 (16-10), 69-70 (25-5)	Melvin Bell , Tom Gribben , Ollie Taylor
11.	97	65-66 (23-6), 66-67 (27-4), 67-68 (31-2), 68-69 (16-10)	Billy Bane, Niemer Hamood , Theodis Lee , George Reynolds, Ken Spain
12.	95	67-68 (31-2), 68-69 (16-10), 69-70 (25-5), 70-71 (22-7)	Mars Evans, Poo Welch
13.	93	82-83 (31-3), 83-84 (32-5), 84-85 (16-14), 85-86 (14-14)	Alvin Franklin , Earl Small, Renaldo Thomas
14.	91	79-80 (14-14), 80-81 (21-9), 81-82 (25-8), 82-83 (31-3)	David Bunce , Larry Micheaux , David Rose, Bryan Williams
15.	90	69-70 (25-5), 70-71 (22-7), 71-72 (20-7), 72-73 (23-4)	Jerry Bonney, Clay Hoster , Steve Newsome , Doug Worrell
16.	89	89-90 (25-8), 90-91 (18-11), 91-92 (25-6), 92-93 (21-9)	David Diaz, Darrell Grayson , Craig Lillie, Bo Outlaw, Derrick Smith
t17.	87	75-76 (17-11), 76-77 (29-8), 77-78 (25-8), 78-79 (16-15)	Ken Ciolli , Cedric Fears, George Walker
	87	74-75 , 75-76 (17-11), 76-77 (29-8), 77-78 (25-8)	Cecil Rose , Mike Schultz, Charles Thompson , Mark Trammel
t19.	85	88-89 (17-14), 89-90 (25-8), 90-91 (18-11), 91-92 (25-6)	Derrick Daniels , Roger Fernandes , Sam Mack, Craig Upchurch
	85	63-64 (16-10), 64-65 (19-10), 65-66 (23-6), 66-67 (27-4)	Andrew Benson, Gary Grider , Bob Hayward, Don Kruse, Leary Lentz

Bold – Played 4+ seasons at Houston
(3+ years for those who played before freshmen eligibility)

VICTORIES – 2-YEAR PERIOD

Rk.	No.	Seasons
1.	65	2021-22 through 2022-23
2.	63	1983-83 through 1983-84
3.	61	2020-21 through 2021-22
4.	60	2017-18 through 2018-19
5.	58	1966-67 through 1967-68
t6.	56	2018-19 through 2019-20
	56	1981-82 through 1982-83
8.	54	1976-77 through 1977-78
9.	51	2019-20 through 2020-21
t10.	50	2022-23 through present
10.	50	1965-66 through 1966-67

RECORDS WATCH

INDIVIDUAL • CAREER

WINS

Rk.	No.	Player	Record	Years
1.	121	Fabian White Jr.	121-28	2017-22
2.	109	Michael Young	109-25	1980-84
3.	105	Jamal Shead	105-15	2020 –
4.	103	Galen Robinson Jr.	103-33	2015-19
5.	102	J'Wan Roberts	102-16	2019 –
6.	95	Reid Gettys	95-25	1981-85
t7.	90	Reggie Chaney	90-14	2020-23
		Marcus Sasser	90-17	2019-23
		Alvin Franklin	90-35	1982-86
t10.	89	Larry Micheaux	89-34	1979-83
t11.	87	George Walker	87-42	1975-79
		Ken Ciolli	87-42	1975-79

CONFERENCE WINS

Rk.	No.	Player	Record	Years
1.	61	Fabian White Jr. (American)	61-15	2017-22
2.	54	Galen Robinson Jr. (American)	54-18	2015-19
3.	52	Michael Young (SWC)	52-12	1980-84
4.	49	J'Wan Roberts (American/Big 12)	49-9	2019 –
t5.	48	Jamal Shead (American/Big 12)	48-8	2020 –
t5.	47	Alvin Franklin (SWC)	47-17	1982-86
t7.	45	Reggie Chaney (AAC)	45-7	2020-23
		Larry Micheaux (SWC)	45-19	1979-83
t9.	44	Marcus Sasser (American)	44-9	2019-23
		Reid Gettys (SWC)	44-16	1981-85
t11.	42	Derrick Daniels (SWC)	42-20	1988-92
		Hakeem Olajuwon (SWC)	42-6	1981-84
		Craig Upchurch (SWC)	42-20	1987-92
t14.	40	Greg Anderson (SWC)	40-24	1983-87
		Rickie Winslow (SWC)	40-24	1983-87

FERTITTA CENTER WINS

Rk.	No.	Player	Record	Years
t1.	56	J'Wan Roberts	56-3	2019 –
t1.	56	Jamal Shead	56-3	2020 –
t3.	49	Marcus Sasser	49-4	2019-23
	49	Fabian White Jr.	49-4	2017-22
5.	45	Reggie Chaney	45-3	2020-23
6.	43	Brisen Gresham	43-3	2018-21
7.	40	DeJon Jarreau	40-3	2018-21
t8.	36	Ryan Elvin	36-0	2020 –
t8.	36	Ja'Vier Francis	36-2	2021 –
t8.	34	Tramon Mark	34-2	2020-23
t11.	29	Nate Hinton	29-3	2018-20
t12.	28	Justin Gorham	28-2	2018-21
		Quentin Grimes	28-2	2019-21
**	27	Ramon Walker Jr.	27-2	2021 –
**	26	Emanuel Sharp	26-1	2021 –
**	21	Terrance Arceneaux	21-2	2022 –

POINTS

Rk.	No.	Player	G	Years
1.	2,884	Elvin Hayes	93	1965-68
2.	2,832	Otis Birdsong	116	1973-77
3.	2,043	Michael Young	134	1980-84
4.	1,880	Craig Upchurch	126	1987-92
5.	1,838	Rob Williams	88	1979-82
6.	1,765	Louis Dunbar	79	1972-75
7.	1,741	Dwight Davis	84	1969-72
8.	1,710	Rob Gray	91	2015-18
9.	1,684	Alvin Franklin	125	1982-86
10.	1,662	Greg Anderson	123	1983-87
11.	1,548	Rickie Winslow	123	1983-87
12.	1,516	Aubrey Coleman	67	2008-10
13.	1,476	Kenneth Williams	126	1976-80
14.	1,465	Kelvin Lewis	100	2007-10
15.	1,458	Marcus Sasser	107	2019-23
16.	1,452	Gary Phillips	79	1958-61
17.	1,435	Robert McKiver	67	2006-08
18.	1,407	Andre Owens	87	2002-05
19.	1,388	TaShawn Thomas	96	2011-14
20.	1,383	Clyde Drexler	96	1980-83
21.	1,381	Charles Thompson	118	1974-78
22.	1,332	Hakeem Olajuwon	100	1981-84
23.	1,322	Larry Micheaux	123	1979-83
24.	1,298	Tim Moore	70	1993-96
25.	1,250	Lanny Smith	122	2003-08
26.	1,244	Cecil Rose	114	1974-78
27.	1,237	Joe Hamood	84	1963-66
28.	1,234	Fabian White Jr.	149	2017-22
29.	1,231	Ollie Taylor	56	1968-70
30.	1,195	Ted Luckenbill	72	1958-61
31.	1,162	Don Boldebuck	51	1954-56
32.	1,139	Don Schverak	85	1960-64
33.	1,135	Galen Robinson	96	1994-98
34.	1,133	Don Chaney	90	1965-68
35.	1,132	George Williams	90	1999-02
36.	1,131	Kenny Younger	87	1997-00
37.	1,114	Gee Gervin	58	1998-00
38.	1,107	George Walker	129	1975-79
39.	1,088	Steve Newsome	83	1970-73
40.	1,087	Derrick Daniels	124	1988-92
41.	1,086	Corey Davis Jr.	72	2017-19
42.	1,077	Jherrod Stiggers	97	2011-15
43.	1,073	Lyle Harger	76	1960-63
44.	1,071	Jamal Shead	120	2020 –
45.	1,057	Richard Hollis	62	1987-89
46.	1,051	Byron Smith	62	1989-91
47.	1,050	David Marrs	102	1972-76
48.	1,041	Damon Jones	81	1994-97
49.	1,026	Lloyd Hendrix	89	1947-51
50.	1,025	Ken Spain	90	1966-69
51.	1,001	Damyean Dotson	64	2015-17
**	685	J'Wan Roberts	118	2020 –

1,000-POINT COLLEGIATE CAREERS

**	1,198	Damian Dunn	91	2019 –
**	1,085	LJ Cryer	89	2020 –
**	814	Mylik Wilson	105	2019 –

FASTEST to 1,000 Points

Rk.	G	Player	Years
1.	37	Elvin Hayes	1965-68
2.	43	Don Boldebuck	1954-56
t3.	47	Louis Dunbar	1972-75
		Ollie Taylor	1968-70
5.	45	Aubrey Coleman	2008-10
6.	50	Rob Williams	1979-82
7.	51	Gee Gervin	1998-00
t8.	52	Robert McKiver	2006-08
		Otis Birdsong	1973-77
10.	53	Dwight Davis	1969-72
11.	54	Tim Moore	1993-96
t12.	55	Rob Gray	2015-18
		Gary Phillips	1958-61
t14.	59	Byron Smith	1989-91
		Richard Hollis	1987-89
16.	62	Ted Luckenbill	1958-61
17.	64	Damyean Dotson	2015-17
18.	65	Andre Owens	2002-05
19.	68	Craig Upchurch	1987-92
20.	69	Corey Davis Jr.	2017-19
t21.	70	TaShawn Thomas	2011-14
		Kelvin Lewis	2007-10
23.	71	Clyde Drexler	1980-83
t24.	73	Joe Hamood	1963-66
		Lyle Harger	1960-63
t26.	75	George Williams	1999-02
		Kenny Younger	1997-00
		Donnie Schverak	1960-64
29.	76	Steve Newsome	1970-73
30.	* 77	<i>Lloyd Hendrix</i>	<i>1947-51</i>
31.	78	Damon Jones	1994-97
32.	79	Michael Young	1980-84
33.	80	Marcus Sasser	2019-23
t34.	81	Hakeem Olajuwon	1981-84
		Don Chaney	1965-68
36.	83	Rickie Winslow	1983-87
37.	85	Lanny Smith	2003-08
t38.	87	Galen Robinson	1994-98
		Greg Anderson	1983-87
t40.	89	Alvin Franklin	1982-86
		Ken Spain	1966-69
42.	92	Jherrod Stiggers	2013-15
43.	94	Charles Thompson	1974-78
44.	95	Kenneth Williams	1976-80
45.	98	Larry Micheaux	1979-83
46.	99	Cecil Rose	1974-78
47.	100	David Marrs	1972-76
t48.	116	Jamal Shead	2020 –
		Derrick Daniels	1988-92
50.	123	George Walker	1975-79
51.	132	Fabian White Jr.	2017-22

* – Game-by-game records from 1947-55 are incomplete.

Hendrix' game total is estimated based on scoring average from the 1950-51 season. Exact number is unknown.

RECORDS WATCH

REBOUNDS

Rk.	No.	Player	G	Years
1.	1,602	Elvin Hayes	93	1965-68
2.	1,067	Hakeem Olajuwon	100	1981-84
3.	1,045	Greg Anderson	123	1983-87
4.	969	Rickie Winslow	124	1983-87
5.	961	Dwight Davis	84	1969-72
6.	948	Clyde Drexler	96	1980-83
7.	863	Don Boldebuck	51	1954-55
8.	859	Ken Spain	90	1966-69
9.	833	TaShawn Thomas	96	2011-14
10.	797	Craig Upchurch	126	1987-92
11.	795	Michael Young	134	1980-84
12.	787	Larry Micheaux	123	1979-83
13.	777	Charles Thompson	118	1974-78
14.	766	Lyle Harger	76	1960-63
15.	765	Maurice Presley	79	1972-75
16.	755	Steve Newsome	83	1970-73
17.	739	Dwight Jones	54	1971-73
18.	735	Leary Lentz	89	1964-67
19.	704	Fabian White Jr.	149	2017-22
20.	703	Tim Moore	49	1993-96
**	695	J'Wan Roberts	118	2019 –

GAMES PLAYED

Rk.	No.	Player	Years
1.	149	Fabian White Jr.	2017-22
2.	136	Galen Robinson Jr.	2015-19
3.	134	Michael Young	1980-84
t4.	129	Ken Ciolli	1975-79
		George Walker	1975-79
t6.	126	Danrad Knowles	2013-17
		Craig Upchurch	1987-92
		Kenneth Williams	1976-80
9.	125	Alvin Franklin	1982-86
t10.	124	Derrick Daniels	1988-92
		Rickie Winslow	1983-87
t12.	123	Greg Anderson	1983-87
		Larry Micheaux	1979-83
t14.	122	Zamal Nixon	2007-11
		Lanny Smith	2003-08
t16.	120	Jamal Shead	2020 –
t16.	120	Reid Gettys	1981-85
18.	119	Marcus Oliver	1999-04
t19.	118	J'Wan Roberts	2019 –
t19.	118	Charles Thompson	1974-78
21.	116	Otis Birdsong	1973-77
22.	115	Jessie Drain	1991-95
23.	114	Cecil Rose	1974-78
24.	113	Chad Hendrick	1997-01
25.	112	LeRon Barnes	2011-16
26.	108	Bryan Shelton	2001-05
27.	107	Marcus Sasser	2019-23
28.	106	Roger Fernandes	1987-92
29.	105	Eric Dickens	1981-85
30.	104	Reggie Chaney	2020-23
t31.	102	Tyrone Evans	1990-95
		David Marrs	1972-76
33.	101	Mikhail McLean	2010-15
t34.	100	Armoni Brooks	2016-19
		Ramon Dyer	2002-06
		Kelvin Lewis	2007-10
		Hakeem Olajuwon	1981-84

ASSISTS

Rk.	No.	Player	G	Years
1.	740	Reid Gettys	120	1981-85
2.	711	Derrick Daniels	124	1988-92
3.	629	Ken Ciolli	129	1975-79
4.	578	Galen Robinson Jr.	136	2015-19
5.	574	Jamal Shead	120	2020 –
t6.	502	Alvin Franklin	125	1982-86
		Lanny Smith	122	2003-08
8.	407	Rob Williams	88	1979-82
9.	365	Otis Birdsong	116	1973-77
10.	346	Joe Hamood	84	1963-66
11.	343	DeJon Jarreau	91	2018-21
12.	338	Cecil Rose	114	1974-78
13.	334	Anthony Goldwire	57	1992-94
14.	330	Kenneth Williams	126	1976-80
15.	323	Louis Dunbar	79	1972-75
16.	321	Steve Newsome	83	1970-73
17.	320	Donnell Hayes	79	1971-74
t18.	314	Damon Jones	81	1994-97
		Poo Welch	59	1969-71
20.	310	Tom Gribben	86	1967-70
21.	303	Clyde Drexler	96	1980-83

ASSISTS AVERAGE (min. 45 games)

Rk.	Avg.	Player	Asts.	G	Years
1.	6.2	Reid Gettys	740	120	1981-85
2.	5.9	Anthony Goldwire	334	57	1992-94
3.	5.7	Derrick Daniels	711	124	1988-92
4.	5.32	Poo Welch	314	59	1969-71
5.	5.29	L.J. Rose	259	49	2013-15
6.	5.1	George Reynolds	274	54	1967-69
7.	4.9	Ken Ciolli	629	129	1975-79
8.	4.78	Jamal Shead	574	124	2020 –
9.	4.63	Rob Williams	407	88	1979-82
10.	4.26	Randy Brown	243	57	1986-88
11.	4.25	Galen Robinson Jr.	578	136	2015-19
12.	4.119	Joe Hamood	346	84	1963-66
13.	4.118	Desmond Wade	280	68	2008-10
14.	4.115	Lanny Smith	502	122	2003-08
15.	4.09	Louis Dunbar	323	79	1972-75
16.	4.05	Donnell Hayes	320	79	1971-74
17.	4.02	Alvin Franklin	502	125	1982-86
18.	3.88	Damon Jones	314	81	1994-97
19.	3.87	Steve Newsome	321	83	1970-73
20.	3.77	DeJon Jarreau	343	91	2018-21

100-ASSIST SEASONS

4

Derrick Daniels	1991-92 (155); 1990-91 (179); 1989-90 (196); 1988-89 (181)
Galen Robinson Jr.	2018-19 (183); 2017-18 (130); 2016-17 (155); 2015-16 (110)

3

Jamal Shead	2023-24 (114); 2022-23 (200); 2021-22 (221)
DeJon Jarreau	2020-21 (133); 2019-20 (110); 2018-19 (100)
Lanny Smith	2007-08 (108); 2005-06 (162); 2004-05 (134)
Alvin Franklin	1985-86 (127); 1984-85 (141); 1983-84 (157)
Reid Gettys	1984-85 (208); 1983-84 (309); 1982-83 (209)
Rob Williams	1981-82 (134); 1980-81 (146); 1979-80 (127)
Ken Ciolli	1978-79 (173); 1977-78 (160); 1976-77 (201)

2

L.J. Rose	2014-15 (101); 2013-14 (154)
Desmond Wade	2009-10 (167); 2008-09 (113)
Damon Jones	1996-97 (132); 1995-96 (105)
Anthony Goldwire	1993-94 (164); 1992-93 (170)
Kenneth Williams	1979-80 (112); 1978-79 (100)
Louis Dunbar	1973-74 (118); 1972-73 (112)
Steve Newsome	1972-73 (121); 1971-72 (114)
Poo Welch	1970-71 (134); 1969-70 (180)
Tom Gribben	1969-70 (130); 1968-69 (146)
George Reynolds	1968-69 (117); 1967-68 (157)
Joe Hamood	1965-66 (190); 1964-65 (120)

STEALS

Rk.	No.	Player	G	Years
1.	268	Clyde Drexler	96	1980-83
2.	237	Ken Ciolli	129	1975-79
3.	217	Otis Birdsong	116	1973-77
4.	215	Michael Young	134	1980-84
5.	209	Kenneth Williams	126	1976-80
6.	207	Rickie Winslow	124	1983-87
7.	189	Jamal Shead	120	2020 –
8.	183	Oliver Lafayette	64	2005-07
9.	168	Aubrey Coleman	67	2008-10
10.	158	Craig Upchurch	126	1987-92

STEALS AVERAGE (min. 50 games)

Rk.	Avg.	Player	Stls.	G	Years
1.	2.9	Oliver Lafayette	183	64	2005-07
2.	2.8	Clyde Drexler	268	96	1980-83
3.	2.5	Aubrey Coleman	168	67	2008-10
4.	2.3	Brian Latham	148	63	2004-06
5.	2.001	Anthony Goldwire	115	57	1992-94
6.	2.0	Bo Outlaw	122	61	1991-93
7.	1.91	Randy Brown	109	57	1986-88
8.	1.87	Otis Birdsong	217	116	1973-77
9.	1.85	Dominic Smith	111	60	2000-02
10.	1.84	Ken Ciolli	237	129	1975-79
11.	1.78	Rob Williams	157	88	1979-82
12.	1.669	Rickie Winslow	207	124	1983-87
13.	1.659	Kenneth Williams	209	126	1976-80
14.	1.629	Richard Hollis	101	62	1987-89
15.	1.604	Michael Young	215	134	1980-84
16.	1.575	Jamal Shead	189	120	2019 –
17.	1.569	Gee Gervin	91	58	1998-00
18.	1.493	Robert McKiver	100	67	2006-08
19.	1.4714	Tim Moore	103	70	1993-96
20.	1.4706	Desmond Wade	100	68	2008-10
21.	1.470	Kelvin Lewis	147	100	2007-10

RECORDS WATCH

FRESHMAN • SEASON

FIELD GOAL PERCENTAGE (min. 120 att.)

Rk.	Pct.	Player	FGM-A	Season
1.	57.7	TaShawn Thomas	138-239	2011-12
2.	57.1	Rickie Winslow	133-233	1983-84
3.	56.6	Craig Upchurch	148-262	1987-88
4.	56.0	Fabian White Jr.	75-134	2017-18
5.	53.7	George Walker	72-134	1975-76
6.	51.6	George Williams	174-337	1999-00
7.	51.3	Rob Williams	180-351	1979-80
8.	50.5	Clyde Drexler	153-303	1980-81
9.	49.4	Otis Birdsong	154-312	1973-74
10.	49.2	Michael Young	157-319	1980-81
*	57.1	Joseph Tugler	28-49	2023-24

REBOUNDS

Rk.	No.	Player	G	Season
1.	314	Clyde Drexler	30	1980-81
2.	263	George Williams	31	1999-00
t3.	245	Jarace Walker	36	2022-23
		TaShawn Thomas	30	2011-12
5.	203	Rickie Winslow	37	1983-84
6.	190	Michael Young	30	1980-81
t7.	163	Danuel House	33	2012-13
		Craig Upchurch	31	1987-88
9.	162	Nate Hinton	37	2018-19
10.	154	Alton Ford	26	2000-01
*	80	Joseph Tugler	19	2023-24

REBOUNDING AVERAGE

Rk.	Avg.	Player	Rebs.	G.	Season
1.	10.5	Clyde Drexler	314	30	1980-81
2.	8.5	George Williams	263	31	1999-00
3.	8.2	TaShawn Thomas	245	30	2011-12
4.	6.8	Jarace Walker	245	36	2022-23
5.	6.3	Michael Young	190	30	1980-81
6.	5.9	Alton Ford	154	26	2000-01
7.	5.5	Rickie Winslow	203	37	1983-84
8.	5.4	Alandise Harris	145	27	2010-11
9.	5.3	Craig Upchurch	163	31	1987-88
10.	4.93	Danuel House	163	33	2012-13
*	4.2	Joseph Tugler	80	19	2023-24

BLOCKED SHOTS

Rk.	No.	Player	G	Season
1.	64	TaShawn Thomas	30	2011-12
2.	46	Jarace Walker	36	2022-23
3.	37	Danrad Knowles	31	2013-14
4.	32	Fabian White Jr.	35	2017-18
5.	28	Clyde Drexler	30	1980-81
6.	26	Alandise Harris	27	2010-11
7.	24	George Williams	31	1999-00
8.	24	Greg Anderson	35	1983-84
9.	23	Rickie Winslow	37	1983-84
t10.	22	Joseph Tugler	19	2023-24
t10.	22	Valentine Izundu	22	2012-13

BLOCKED SHOTS AVERAGE

Rk.	Avg.	Player	Blks.	G	Season
1.	2.1	TaShawn Thomas	64	30	2011-12
2.	1.28	Jarace Walker	46	36	2022-23
3.	1.19	Danrad Knowles	37	31	2013-14
4.	1.16	Joseph Tugler	22	19	2023-24
5.	1.0	Valentine Izundu	22	22	2012-13
6.	1.0	Alandise Harris	26	27	2010-11
7.	0.93	Clyde Drexler	28	30	1980-81
8.	0.91	Fabian White Jr.	32	35	2017-18
9.	0.77	George Williams	24	31	1999-00
10.	0.731	Alton Ford	19	26	2000-01
11.	0.69	Greg Anderson	24	35	1983-84

STEALS


Rk.	No.	Player	G	Season
1.	60	Rickie Winslow	37	1983-84
2.	58	Clyde Drexler	30	1980-81
3.	49	Tommy Davis	28	1994-95
4.	48	George Williams	31	1999-00
5.	48	Rob Williams	28	1979-80
6.	47	Desmond Wade	33	2008-09
7.	46	Michael Young	30	1980-81
8.	43	Otis Birdsong	26	1973-74
9.	41	Kenneth Williams	36	1976-77
10.	38	Nate Hinton	37	2018-19
*	20	Joseph Tugler	19	2023-24

STEALS AVERAGE

Rk.	No.	Player	Stls.	G	Season
1.	1.93	Clyde Drexler	58	30	1980-81
2.	1.75	Tommy Davis	49	28	1994-95
3.	1.71	Rob Williams	48	28	1979-80
4.	1.65	Otis Birdsong	26	43	1973-74
5.	1.62	Rickie Winslow	60	37	1983-84
6.	1.54	George Williams	48	31	1999-00
7.	1.53	Michael Young	46	30	1980-81
8.	1.4	Desmond Wade	47	33	2008-09
9.	1.14	Randy Brown	32	28	1986-87
10.	1.14	Kenneth Williams	41	36	1976-77
*	1.05	Joseph Tugler	20	19	2023-24

GAMES PLAYED

Rk.	No.	Player	Season
t1.	37	Cedrick Alley Jr.	2018-19
		Nate Hinton	2018-19
		Rickie Winslow	1983-84
t4.	36	Jarace Walker	2022-23
		Kenneth Williams	1976-77
t6.	35	Fabian White Jr.	2017-18
		Greg Anderson	1983-84
8.	34	Terrance Arceneaux	2022-23
t9.	33	Emanuel Sharp	2022-23
		Danuel House	2012-13
		Desmond Wade	2008-09
		Bryan Shelton	2001-02
*	19	Joseph Tugler	2023-24



QUICK FACTS

Dates:	Aug. 4-15, 2023
Departed:	6:30 p.m. (CDT), Aug. 4, 2023
Returned:	1:30 p.m. (CDT), Aug. 15, 2023
Air Miles (Total):	17,162 miles

GAMES SCHEDULE

Monday, Aug. 7 • Sydney
Houston 93, East All-Stars 52
Wednesday, Aug. 9 • Cairns
Australia National Team 99, Houston 65
Saturday, Aug. 12 • Melbourne
Houston 109, Frankston Blues 64
Sunday, Aug. 13 • Melbourne
Houston 88, AUSA Select 50

TEAM LEADERS

Scoring	LJ Cryer (18.3 ppg)
Field-Goal Percentage	Ramon Walker Jr. (.769)
3-Point Field Goals	LJ Cryer (12)
Free Throw Percentage	Damian Dunn (.867)
Rebounding	Terrance Arceneaux (7.3 rpg)
Assists	Mylik Wilson (4.0 apg)
Blocks	Joseph Tugler (1.3 bpg)
Steals	Mylik Wilson (2.8 spg)

CULTURAL SITES VISITED

Sunday, Aug. 6	Sydney Opera House
Monday, Aug. 7	Manly Beach
Thursday, Aug. 10	Great Barrier Reef
Friday, Aug. 11	Melbourne Football Club Australian Rules Football Game
Sunday, Aug. 13	Melbourne Zoo
Monday, Aug. 14	Sydney Harbor

• For the third time under **Head Coach Kelvin Sampson**, the Cougars enjoyed an international trip, heading to Australia in August 2023.

• The 12-day trip featured four games in three cities and covered more than 17,000 air miles total with a 19.5-hour flight from San Francisco to Sydney.

• Under NCAA rules, teams are allowed one international trip every four years.

• Cougars began using their allowable 10 team practices inside Fertitta Center in late July before leaving Houston for Sydney on the afternoon of Aug. 4

• Houston opened its game schedule with a 93-52 win over East All-Stars in Sydney.

• Following a 99-65 loss to an Australia National Team which featured several NBA stars, the Cougars returned to the win column with back-to-back victories against Frankston Blues (109-56) and AUSA Select (88-50) with both of those games in Melbourne.

• In addition to the basketball competition, the Cougars enjoyed visits to Australian cultural sites, including the iconic Sydney Opera House, Manly Beach, an excursion to the Great Barrier Reef, a Melbourne Football Club Australian Rules Football Game, Melbourne Zoo and a cruise of Sydney Harbor.

• The Cougars returned to the Lone Star State on the afternoon of Aug. 15 with the start of classes less than a week later.



WELCOME to the HOUSTON COUGARS, JACE ABARCA



• **Jace Abarca** returns for his second season with the University of Houston Men's Basketball program as Head Ball Kid in 2023-24.

• Jace joined the Cougars in a special ceremony inside the Guy V. Lewis Development Facility prior to the 2022-23 season on Oct. 4, 2022.

• Sitting beside his parents, Yaneth and James, and with his two brothers, Jace signed his Cougars Letter of Intent in front of his new teammates, coaches and the University of Houston band and cheer members and media members.

• As part of his signing, Jace serves as the Head Ball Kid at all Houston home Men's Basketball games inside the Fertitta Center.

• Jace joined the Cougars as part of a partnership with Team IMPACT. He lives with lupus and kidney disorders. Lupus is an inflammatory disease in which the body's immune systems attacks its own tissues and organs.

• Jace loves to read and play video games, like Roblox and Fortnite. He also enjoys science, engineering and geography. Jace is a big fan of the TV show Chicago Med and loves to talk about medical things.

• Nine-year-old **Nicholas Hickey** was Houston Men's Basketball's first Team IMPACT signee in October 2017. Nicholas battled epilepsy, apraxia of speech and autism.



HOUSTON ATHLETICS & TEAM IMPACT

2022	Jace Abarca	Men's Basketball
	Emilia	Swimming and Diving
	Bella	Soccer
2021	Vinny Robins	Football
2017	Nicholas Hickey	Men's Basketball
	Zamya Sumling	Volleyball
2014	Maycie Gonzalez	Track & Field

• Houston Athletics has worked with Team IMPACT for the past 2+ years, matching children across its Men's Basketball, Football, Soccer and Swimming and Diving programs.



The University of Houston Men's and Women's Basketball programs began play in a new game arena during the 2018-19 season when the Fertitta Center officially opened with a 65-61 win over No. 18/21 Oregon on Dec. 1, 2018, in front of a sellout crowd of 7,039.

With the completion of the 2016-17 season, Hofheinz Pavilion underwent a \$60 million renovation. The renovation was made possible through a generous \$20 million donation from University of System Board of Regents Chairman Tilman J. Fertitta and his family in late August 2016.

The facility features a premium club area and a courtside club. The reconfigured bowl moved mid-court seating locations closer to game action with floor-level seating opposite the team benches for UH students. Renovations included a new audio system, sports lighting and video boards as well as new concession stands and expanded restrooms. The facility's exterior also was refreshed.

Prominent to the center's exterior, the renovation will preserve the legacy of the Hofheinz family and its contributions to both UH and the city of Houston.


QUICK FACTS

Name:	Fertitta Center
Location:	3422 Cullen Blvd. Corner of Cullen Boulevard and Holman Street on the UH campus
Capacity:	7,035
All-Time Record:	87-6 (.935)
All-Time Attendance:	575,956 (6,194 avg.)
First Game:	vs. #18/21 Oregon (Dec. 1, 2018)
First Win:	W, 65-61, vs. #18/21 Oregon (Dec. 1, 2018)
Current Streak:	16 wins (Jan. 28, 2023 – present)
Long Winning Streak:	37 games (Dec. 19, 2019 – Feb. 12, 2022)
Long Losing Streak:	1 (Jan. 22, 2023; Dec. 10, 2022; Feb. 12, 2022; Dec. 15, 2019; Nov. 15, 2019; March 2, 2019)
Renovation Cost:	\$60 million
Historic Donation:	\$20 million from UH System Board of Regents Chairman Tilman J. Fertitta and his family
Arena Amenities	Premium club area and courtside club Reconfigured bowl with mid-court seating closer to game action Floor-level seating opposite team benches for UH students New audio system, sports lighting and video boards New concession stands and expanded restrooms
Architects:	PGAL and AECOM
Project Manager:	Turner Construction

In December 2019, a statue of former Harris County Judge Roy Hofheinz was dedicated with members of his family outside the Fertitta Center Club lower entrance off Holman Street. Fans can learn more about Hofheinz and his contributions to the University, city and state at the Roy Hofheinz Wall, located on the concourse near Section 107.

The University of Houston will request that city officials rename a portion of Holman Street in front of the arena after the Hofheinz family. In addition, Roy Hofheinz's records will be permanently archived and publicly accessible as a special collection in the UH library, and the Alumni Center will house an area describing the lives and public service of Roy and Irene Hofheinz.

"This gift is personal. It represents a commitment from my family and me to support the University of Houston in its quest to strengthen our nationally competitive institution both in academics and athletics," Fertitta said. "Upgrading our athletics facilities shows we are serious about competing at the highest levels of collegiate sports for many years to come. I'm proud of where the University of Houston is today and I'm proud to make this investment in my university's future."



FERTITTA CENTER TEAM RECORDS

SELLOUTS (69 total)

Rk.	Att.	Opponent	Result	Date
1.	7,879	Wichita State	W, 83-66	3/2/23
2.	7,763	Tulane	W, 89-59	2/22/23
3.	7,730	Memphis	W, 72-64	2/19/23
4.	7,718	#8/10 Alabama	L, 65-71	12/10/22
5.	7,603	rv/rv SMU	W, 75-61	2/2/22
6.	7,598	Cincinnati	W, 71-53	3/1/22
7.	7,586	#25/25 Texas Tech	W, 77-54	1/17/24
8.	7,562	Temple	W, 84-46	3/3/22
9.	7,488	Texas State	W, 80-47	12/22/21
10.	7,484	Temple	L, 55-56	1/22/23
11.	7,478	SMU	W, 87-53	1/5/23
12.	7,477	Cincinnati	W, 75-69	1/28/23
13.	7,473	South Florida	W, 83-77	1/11/23
14.	7,457	UCF	W, 71-65	12/31/22
15.	7,418	McNeese	W, 83-44	12/21/22
16.	7,451	Montana	W, 79-44	11/24/23
17.	7,450	Memphis	L, 59-69	2/12/22
18.	7,387	West Virginia	W, 89-55	1/6/24
19.	7,378	Kent State	W, 49-44	11/26/22
20.	7,369	Tulsa	W, 80-42	2/8/23
21.	7,322	Texas Southern	W, 83-48	11/16/22
22.	7,312	Tulane	W, 73-62	2/2/22
23.	7,308	Norfolk State	W, 100-52	11/29/22
24.	7,287	East Carolina	W, 79-36	1/22/22
25.	7,283	North Florida	W, 76-42	12/6/22
26.	7,268	North Carolina A&T	W, 74-46	12/13/22
27.	7,246	Oral Roberts	W, 83-45	11/14/22
28.	7,231	Texas State	W, 72-37	12/21/23
29.	7,216	Penn	W, 81-42	12/30/23
30.	7,184	UCF	W, 57-42	1/20/24
31.	7,159	Rice	W, 75-39	12/6/3
32.	7,145	Texas A&M-Corpus Christi	W, 82-50	11/11/23
33.	7,135	rv/rv Wichita State	W, 76-43	2/9/20
34.	7,129	Memphis	W, 64-57	3/8/20
35.	7,122	Jackson State	W, 89-55	12/9/23
36.	7,104	Stetson	W, 79-48	11/13/23
37.	7,069	Cincinnati	W, 68-55	3/1/20
t38.	7,051	Wichita State	W, 76-66	1/8/22
	7,051	Bryant	W, 111-44	12/3/21
	7,051	rv/#25 Virginia	W, 67-47	11/16/21
41.	7,042	Northern Colorado	W, 83-36	11/7/22
t42.	7,039	SMU	W, 90-79	3/7/19
		UCF	L, 64-69	3/2/19
		South Florida	W, 94-50	2/23/19
		#25/23 Cincinnati	W, 65-58	2/10/19
		Temple	W, 73-66	1/31/19
		Wichita State	W, 79-70	1/12/19
		Memphis	W, 80-77	1/6/19
		LSU	W, 82-76	12/12/18
t50.	7,035	UConn	W, 63-59	1/23/20
		UCF	W, 78-63	1/3/20
		Oklahoma State	L, 55-61	12/15/19
		BYU	L, 71-72	11/15/19
		#18/21 Oregon	W, 65-61	12/1/18

All 15 home games in 2020-21 were limited to 1,859 capacity due to COVID-19 protocols and sold out

MINUTES PLAYED

Game: 45, vs. Hofstra (11/9/21)

MARGIN OF VICTORY

UH (High): 67 (111-44), vs. Bryant (12/3/21)

Opp: 10 (59-69), vs. Memphis (2/12/22)

POINTS SCORED – GAME

UH (High): 112, vs. Our Lady of the Lake (2/6/21)

Opp (High): 79, vs. SMU (3/7/19)

UH (Low): 49, vs. Kent State (11/26/22)

Opp (Low): 31, vs. ULM (11/6/23)

POINTS SCORED – HALF

UH (High): 60 (1st), vs. Northwestern State (11/30/21)

Opp (High): 45 (1st), vs. LSU (12/12/18)

UH (Low): 19 (1st), vs. Oklahoma State (12/15/19)

Opp (Low): 13 (1st), vs. Northern Colorado (11/7/22)

FIELD GOALS

UH (High): 46, vs. Our Lady of the Lake (2/6/21)

Opp (High): 29, vs. Hofstra (11/9/21)

UH (Low): 16, vs. Kent State (11/26/22)

Opp (Low): 7, vs. UCF (1/20/24)

FIELD GOAL ATTEMPTS

UH (High): 83, vs. Our Lady of the Lake (2/6/21)

Opp (High): 74, vs. Hofstra (11/9/21)

UH (Low): 47, vs. UConn (1/23/20)

Opp (Low): 39, vs. ULM (11/6/23)

39, vs. Northern Colorado (11/7/22)

FIELD GOAL PERCENTAGE

UH (High): 62.0 (44-71), vs. Bryant (12/3/21)

Opp (High): 64.9 (24-37), vs. Wichita State (3/2/23)

UH (Low): 31.1 (19-61), vs. Oklahoma State (12/15/19)

Opp (Low): 15.9 (7-44), vs. UCF (1/20/24)

3-POINT FIELD GOALS

UH (High): 17, vs. Norfolk State (11/29/22)

Opp (High): 12, vs. Hofstra (11/9/21)

UH (Low): 2, vs. Kent State (11/26/22)

2, vs. Louisiana (12/14/21)

1, vs. Norfolk State (11/29/22)

1, vs. East Carolina (1/22/22)

1, vs. Boise State (11/27/20)

1, vs. Lamar (11/25/20)

3-POINT FIELD GOAL ATTEMPTS

UH (High): 36, vs. Tulane (1/9/21)

Opp (High): 43, vs. Hofstra (11/9/21)

UH (Low): 12, vs. UConn (1/23/20)

Opp (Low): 13, vs. Lamar (11/25/20)

3-POINT FIELD GOAL PERCENTAGE (min. 10 att.)

UH (High): 66.7 (16-24), vs. East Carolina (1/23/19)

Opp (High): 52.6 (10-19), vs. SMU (3/7/19)

UH (Low): 9.5 (2-21), vs. Louisiana (12/14/21)

Opp (Low): 5.3 (1-19), vs. East Carolina (1/22/22)

FREE THROWS

UH (High): 31, vs. South Carolina (12/5/20)

Opp (High): 29, vs. LSU (12/12/18)

UH (Low): 2, vs. Tulane (1/9/21)

Opp (Low): 3, vs. Stetson (11/13/23)

3, vs. Texas State (12/22/21)

FREE THROW ATTEMPTS

UH (High): 38, vs. South Carolina (12/5/20)

38, vs. UCF (1/3/20)

38, vs. LSU (12/12/18)

Opp (High): 38, vs. LSU (12/12/18)

UH (Low): 4, vs. Tulane (1/9/21)

Opp (Low): 4, vs. Texas State (12/22/21)

FREE THROW PERCENTAGE (min. 10 att.)

UH (High): 90.9 (20-22), vs. Wichita State (3/2/23)

90.9 (10-11), vs. WKU (2/25/21)

Opp (High): 94.7 (18-19), vs. Memphis (2/12/22)

UH (Low): 42.9 (6-14), vs. Temple (3/3/22)

Opp (Low): 31.3 (5-16), vs. Cincinnati (3/1/22)

REBOUNDS

UH (High): 56, vs. Kent State (11/26/22)

Opp (High): 44, vs. #8/10 Alabama (12/10/22)

UH (Low): 26, vs. Wichita State (3/2/23)

Opp (Low): 21, vs. Stetson (11/13/23)

ASSISTS

UH (High): 27, vs. Northwestern State (11/30/21)

27, vs. South Florida (2/28/21)

Opp (High): 16, vs. Memphis (2/12/22)

16, vs. BYU (11/15/19)

UH (Low): 3, vs. Boise State (11/27/20)

Opp (Low): 3, vs. East Carolina (1/22/22)

STEALS

UH (High): 18, vs. Jackson State (12/9/23)

Opp (High): 14, vs. Kent State (11/26/22)

UH (Low): 1, vs. UT Arlington (12/11/19)

Opp (Low): 2, vs. Temple (1/22/23)

2, vs. Tulsa (1/2/19)

YEAR-BY-YEAR in FERTITTA CENTER

School	G	W	L	Pct.	Total Attend.	Average Attend.
2018-19	16	15	1	.938	105,609	6,601
2019-20	16	14	2	.875	107,490	6,719
2020-21	15	15	0	1.000	27,885	*1,859
2021-22	17	16	1	.941	121,462	7,145
2022-23	18	16	2	.889	134,093	7,450
2023-24	11	11	0	1.000	79,417	7,220
Totals	93	87	6	.935	575,956	6,194

* – Fertitta Center capacity limited to 1,859 due to COVID-19 pandemic
Fertitta Center single-season records in **bold**

BLOCKED SHOTS

UH (High): 11, vs. UTEP (12/19/19)

11, vs. Houston Baptist (11/26/19)

Opp (High): 5, vs. Kent State (11/26/22)

UH (Low): 0, vs. UCF (1/17/21)

Opp (Low): 0, done 14 times; Most recently

vs. Penn (12/30/23)

TURNOVERS

UH (High): 23, vs. Kent State (11/26/22)

Opp (High): 27, vs. Texas State (12/21/23)

UH (Low): 4, vs. Montana (11/24/23)

Opp (Low): 5, vs. UT Arlington (12/11/19)

FOULS

UH (High): 28, vs. South Florida (2/23/19)

Opp (High): 30, vs. UConn (1/23/20)

30, vs. Houston Baptist (11/26/19)

UH (Low): 4, vs. McNeese (12/21/22)

Opp (Low): 8, vs. Our Lady of the Lake (2/6/21)

vs. OPPONENTS

School	W	L	Pct.	Stk.	Last Meeting
Alabama	0	1	.000	L1	12/10/22
Alabama State	1	0	1.000	W1	11/12/19
Alcorn State	2	0	1.000	W2	12/6/21
Boise State	1	0	1.000	W1	11/27/20
Bryant	1	0	1.000	W1	12/3/21
BYU	0	1	.000	L1	11/15/19
Cincinnati	5	0	1.000	W5	1/28/23
Coppin State	1	0	1.000	W1	12/23/18
East Carolina	2	0	1.000	W2	1/22/22
Hofstra	1	0	1.000	W1	11/9/21
Houston Baptist	1	0	1.000	W1	11/26/19
Iowa State	0	0	.000	---	---
Jackson State	1	0	1.000	W1	12/9/23
Kansas	0	0	.000	---	---
Kansas State	0	0	.000	---	---
Kent State	1	0	1.000	W1	11/26/22
Lamar	2	0	1.000	W2	11/25/20
Louisiana	1	0	1.000	W1	12/14/21
LSU	1	0	1.000	W1	12/12/18
McNeese	1	0	1.000	W1	12/21/22
Memphis	4	1	.800	W1	2/19/23
Montana	1	0	1.000	W1	11/24/23
NJIT	1	0	1.000	W1	12/29/18
Norfolk State	1	0	1.000	W1	11/29/22
North Carolina A&T	1	0	1.000	W1	12/13/22
North Florida	1	0	1.000	W1	12/6/22
Northern Colorado	1	0	1.000	W1	11/7/22
Northwestern State	1	0	1.000	W1	11/30/21
Oklahoma State	0	1	.000	L1	12/15/19
Oral Roberts	1	0	1.000	W1	11/14/22
Oregon	1	0	1.000	W1	12/1/18
Our Lady of the Lake	1	0	1.000	W1	2/6/21
Penn	1	0	1.000	W1	12/30/23
Rice	2	0	1.000	W2	12/6/23
Saint Louis	1	0	1.000	W1	12/16/18
SMU	5	0	1.000	W5	2/27/22
South Carolina	1	0	1.000	W1	12/5/20
South Florida	5	0	1.000	W4	1/11/23
Stetson	1	0	1.000	W1	11/13/23
Temple	3	1	.750	L1	1/22/23
Texas	0	0	.000	---	---
Texas A&M-Corpus Christi	1	0	1.000	W1	11/11/23
Texas Southern	1	0	1.000	W1	11/16/22
Texas State	3	0	1.000	W2	12/21/23
Texas Tech	1	0	1.000	W1	1/17/24
Tulane	4	0	1.000	W4	2/23/22
Tulsa	4	0	1.000	W4	2/8/23
UCF	5	1	.833	W5	1/20/24
UConn	1	0	1.000	W1	1/23/20
ULM	1	0	1.000	W1	11/6/23
UT Arlington	1	0	1.000	W1	12/11/19
Utah State	1	0	1.000	W1	12/20/18
UTEP	1	0	1.000	W1	12/19/19
Virginia	1	1	1.000	W1	11/16/21
West Virginia	1	0	1.000	W1	1/6/24
Wichita State	5	0	1.000	W5	3/2/23
WKU	1	0	1.000	W1	2/25/21
Totals	87	6	.935	W16	1/20/24

FERTITTA CENTER INDIVIDUAL RECORDS



FABIAN WHITE Jr.

GAMES PLAYED

UH (Career): 59, J'Wan Roberts (2019 –); Jamal Shead (2020 –)

UH (Season): 18 (16-2), Ja'Vier Francis, Tramon Mark, J'Wan Roberts, Marcus Sasser, Jamal Shead (2022-23)

WINS

UH (Career): 56, J'Wan Roberts (2019 –); Jamal Shead (2020-)

UH (Season): 16, Ja'Vier Francis, Tramon Mark, J'Wan Roberts, Marcus Sasser, Jamal Shead (2022-23)

WINNING PERCENTAGE (Career min. 20 games)

UH (Career): 1.000 (36-0), Ryan Elvin (2020 –); .963 (26-1), Emanuel Sharp (2021 –); .944 (34-2), Tramon Mark (2020-23);

UH (Season): 1.000 (15-0), Tramon Mark, Reggie Chaney (2020-21); 1.000 (14-0), J'Wan Roberts, Quentin Grimes, DeJon Jarreau, Brison Gresham (2020-21)

MINUTES PLAYED

UH: 41:09 (OT), Marcus Sasser, vs. Hofstra (11/9/21)
40:00, Kyler Edwards, vs. Tulane (2/2/22)

Opp: 45:00 (OT), Zach Cooks, vs. Hofstra (11/9/21)
40:00, Jaron Pierre Jr., vs. Wichita State (3/2/23)
40:00, Isiah Mike, vs. SMU (3/7/19)

POINTS SCORED

UH: 33, Quentin Grimes, vs. WKU (2/25/21)

Opp: 31, Tyler Harris, vs. South Florida (1/11/23)

FIELD GOALS

UH: 12, Jamal Shead, vs. #25/25 Texas Tech (1/17/24)

Opp: 10, Kam Woods, North Carolina A&T (12/13/22)
10, Kareem Brewton, vs. Memphis (1/6/19)

FIELD GOAL ATTEMPTS

UH: 21, Fabian White Jr., vs. Cincinnati (3/1/22)

21, Quentin Grimes, vs. rv/– WKU (2/25/21)

Opp: 25, Jarron Cumberland, vs. #25/23 Cincinnati (2/10/19)

FIELD GOAL PERCENTAGE (min. 10 att.)

UH: 90.0 (9-10), J'Wan Roberts, vs. Tulane (2/22/23)

Opp: 76.9 (10-13), Kareem Brewton, vs. Memphis (1/6/19)

3-POINT FIELD GOALS

UH: 10, Cameron Tyson, vs. Our Lady of the Lake (2/6/21)

Opp: 6, Kerwin Walton, vs. #25/25 Texas Tech (1/17/24)

6, Landers Nolley II, Cincinnati (1/28/23)

6, Tyler Harris, vs. South Florida (1/11/23)

6, Tobi Enwuoshio, vs. Alabama State (11/12/19)

3-POINT FIELD GOAL ATTEMPTS

UH: 18, Cameron Tyson, vs. Our Lady of the Lake (2/6/21)

Opp: 15, Omar Silverio, vs. Hofstra (11/9/21)

3-POINT FIELD GOAL PERCENTAGE (min. 5 made)

UH: 83.3 (5-6), Kyler Edwards, vs. rv/#25 Virginia (11/16/21)

Opp: 83.3 (5-6), Jahmal McMurray, vs. SMU (3/7/19)

FREE THROWS

UH: 14, Quentin Grimes, vs. South Carolina (12/5/20)

Opp: 10, Tristen Newton, vs. East Carolina (1/22/22)

10, Tobi Enwuoshio, vs. Alabama State (11/12/19)

FREE THROW ATTEMPTS

UH: 15, Quentin Grimes, vs. South Carolina (12/5/20)

15, DeJon Jarreau, vs. UConn (1/23/20)

Opp: 14, Troymain Crosby, vs. Alcorn State (12/20/20)

WINNINGEST PLAYERS by Career Victories

Rk.	W-L	Player	Gms	Years
1.	56-3	J'Wan Roberts	59	2019 –
2.	56-3	Jamal Shead	59	2020 –
t3.	49-4	Marcus Sasser	53	2019-23
	49-4	Fabian White Jr.	53	2017-22
5.	45-3	Reggie Chaney	48	2020-23
6.	43-3	Brison Gresham	46	2018-21
7.	40-3	DeJon Jarreau	43	2018-21
t8.	36-0	Ryan Elvin	36	2020 –
t8.	36-2	Ja'Vier Francis	38	2021 –
t8.	34-2	Tramon Mark	36	2020-23
11.	29-3	Nate Hinton	32	2018-20

WINNINGEST PLAYERS by Career Percentage (min. 20 games)

Rk.	W-L	Pct.	Player	Years
1.	36-0	1.000	Ryan Elvin	2020 –
2.	26-1	.963	Emanuel Sharp	2021 –
t3.	56-3	.949	J'Wan Roberts	2020 –
t3.	56-3	.949	Jamal Shead	2020 –
5.	36-2	.947	Ja'Vier Francis	2021 –
6.	34-2	.944	Tramon Mark	2020-23
7.	45-3	.938	Reggie Chaney	2020-23
8.	43-3	.935	Brison Gresham	2018-21
t9.	28-2	.933	Justin Gorham	2018-21
	28-2	.933	Quentin Grimes	2019-21
11.	40-3	.930	DeJon Jarreau	2018-21



MARCUS SASSER

FREE THROW PERCENTAGE (min. 10 att.)

UH: 100.0 (11-11), Emanuel Sharp, vs. Texas State (12/21/23)
100.0 (10-10), Nate Hinton, vs. Tulsa (2/19/20)

Opp: 83.3 (10-12), Tristen Newton, vs. East Carolina (1/22/22)

REBOUNDS

UH: 17, Justin Gorham, vs. SMU (1/31/20)

Opp: 13, Tacko Fall, vs. UCF (3/2/19)

ASSISTS

UH: 13, Jamal Shead, vs. Temple (3/3/22)

Opp: 9, David DeJulius, vs. Cincinnati (1/28/23)

STEALS

UH: 8, Jamal Shead, vs. Our Lady of the Lake (2/6/21)

Opp: 8, Sincere Carry, vs. Kent State (11/26/22)

BLOCKED SHOTS

UH: 6, Brison Gresham, vs. UTEP (12/19/19)

6, Chris Harris Jr., vs. Texas State (12/4/19)

Opp: 3, Viktor Lakhin, vs. Cincinnati (1/28/23)

3, Darius Johnson, vs. UCF (2/17/22)

3, Kadin Shedrick, vs. rv/#25 Virginia (11/16/21)

3, Jamille Reynolds, vs. UCF (1/17/21)

3, Bol Bol, vs. #18/21 Oregon (12/1/18)

TURNOVERS

UH: 7, DeJon Jarreau, vs. UConn (1/23/20)

Opp: 9, Stephan Swenson, vs. Stetson (11/13/23)



"I am proud and grateful that our administration recognized how important the Guy V. Lewis Development Facility is. We now have a place where our players can practice, work out, shoot, develop chemistry and improve their work ethics 24 hours a day, 365 days a year, with this facility. This is a game-changer."

Head Coach Kelvin Sampson

The University of Houston Men's Basketball program moved into its new home during the 2015-16 season following completion of construction of the Guy V. Lewis Development Facility.

The near-53,000-square-foot facility provides the environment that University of Houston Men's and Women's Basketball student-athletes need to excel throughout the season in all areas.

Named after 592-game winner and Hall of Fame Head Coach Guy V. Lewis, the Development Facility is located adjacent to Hofheinz Pavilion at the corner of Cullen Boulevard and Holman Street on the UH campus.

Construction on the \$25-million facility began in September 2014. Austin Commercial served as the construction manager for the project, which was designed by DLR Group and Page.

QUICK FACTS

Location:	Corner of Cullen Boulevard and Holman Street on UH campus
Construction Cost:	\$25 million
Size:	52,923 square feet
Dedicated:	April 3, 2016
Levels:	3
Level 1:	Dedicated practice courts for Men's and Women's Basketball programs with sports performance and sports medicine areas shared by both teams
Level 2:	Team areas, including locker room and academic/film rooms
Level 3:	Office space for Men's and Women's Basketball coaching/support staffs
Architects:	DLR Group and Page
Construction Manager:	Austin Commercial

The building was officially dedicated during NCAA Final Four Weekend in Houston on April 3, 2016, with Cougar and CBS Sports broadcasting great Jim Nantz serving as master of ceremonies

The first level houses a dedicated practice court for each team as well as sports performance and sports medicine areas, which are shared by both programs.

The second level features the teams' areas, which include locker room and academic/film theaters. The team rooms contain spacious, modern lockers, multiple video screens for television and video games and comfortable furniture.


The third level holds office space for both Men's and Women's Basketball coaching and support staffs.



THE UNIVERSITY OF HOUSTON



TIER ONE UNIVERSITY • RANKED ONE OF THE BEST COLLEGES IN THE U.S.



- Founded in 1927, the University of Houston empowers learning, discovery, leadership and engagement among 45,000+ students in one of the country's most diverse universities. UH alumni total more than 276,000 across time and more than 50 percent live in Houston and the Gulf Coast region.

- UH features world-renowned faculty within 15 academic colleges. We offer more than 300 undergraduate and graduate academic programs and award more than 9,000 degrees annually. The University also fulfills the needs of students beyond Houston by offering degree programs at the University of Houston at Sugar Land and University of Houston at Katy.

- UH is located in Houston, Texas, the nation's fourth-largest city, the energy capital of the world and home to the world's largest medical center. Our students regularly test their skills through internships with national and international companies based here, and our faculty routinely partner with businesses and government agencies through research.

- UH has the nation's only space architecture graduate program and the only Spanish-language creative writing program; it also has the first subsea engineering program in the U.S. UH's undergraduate entrepreneurship program consistently ranks among the top in the nation, and intellectual property and health law are among the top 10 law programs.

- Our nationally-ranked programs drive students to discover the multitude of academic resources that are available on-campus and online while our student-run organizations and athletics have something for everyone and connect students in authentic Coog culture. With more than 500 student organizations and 6,000 students living on campus in residence halls, apartments and townhouses, life at UH is active and lively.

- University of Houston faculty are renowned scholars with real-world experience who work closely with each student. The faculty includes 15 members of the National Academy of Engineering, four National Academy of Science members and a Nobel Laureate. From the Tony Award to the Nobel Peace Prize and back to the classroom, UH faculty makes things happen on campus and around the world.

- UH leads five nationally funded centers, comprising numerous collaborations with partner institutions and industry. Sponsored by nearly \$20 million in funding, these centers pioneer groundbreaking research in the areas of energy, materials, psychology, laser mapping and homeland security.

- UH is a home for big ideas. In 2017, UH ranked #1 in the nation among all public universities without medical schools in royalties from technology transfers. With more than \$22 million a year in royalties, UH has seen a 400 percent increase in patent income since 2010.

- The UH Technology Bridge boasts more than 30,000 square feet of incubator space and nearly 200,000 square feet of built-up space ideally suited for large laboratories, pilot scale facilities and light manufacturing. UH's innovation ecosystem allows entrepreneurial faculty, students and alumni to bring new discoveries into the market place or to establish partnerships to launch new companies.

uh.edu

RADIO/TV ROSTER



JAMAL SHEAD
G • 6-1 • 200 • Sr.-3L
Manor, Texas
@ j.uno1 X Thejshead



CEDRIC LATH
C • 6-9 • 265 • r-Fr.-RS
Abidjan, Ivory Coast
@ ced_lath X AguyCedric




RAMON WALKER Jr.
G • 6-4 • 210 • r-Jr.-2L
Pearland, Texas
@ ramonwalkerjr X ramonwalker04



L.J. CRYER
G • 6-1 • 190 • Sr.-TR
Katy, Texas
@ ljcryer



Ja'VIER FRANCIS
F • 6-8 • 240 • Jr.-2L
New Orleans, La.
@ lahjay11 theJayFrancis10



MYLIK WILSON
G • 6-2 • 175 • r-Sr.-RS
Rayville, La.
@ m.w.13 X mylikw



DAMIAN DUNN
G • 6-5 • 205 • r-Sr.-TR
Kinston, N.C.
@ d.dunn2 X Dam1anKD



JACOB McFARLAND
C • 6-10 • 210 • Fr.-HS
Moreno Valley, Calif.
@ X jacobmcfar1and



J'WAN ROBERTS
F • 6-7 • 235 • r-Sr.-3L
St. Thomas, U.S. Virgin Islands
@ jwann_13 X JwanRoberts13



KORDELIUS JEFFERSON
G • 6-1 • 200 • Fr.-HS
Arlington, Texas
@ X korrdel



RYAN ELVIN
G • 6-1 • 170 • Sr.-SQ
Round Rock, Texas
X ryanelvin12



EMANUEL SHARP
G • 6-3 • 205 • r-So.-1L
Tampa, Fla.
@ X emanuelsharp_



TERRANCE ARCENEAUX
G • 6-5 • 205 • So.-1L
Beaumont, Texas
@ tarceneaux23 X TArceneaux21



JOSEPH TUGLER
F • 6-7 • 230 • Fr.-HS
Houston, Texas
@ josephTugler X joseph_tugler



KELVIN SAMPSON
Head Coach
10th Season at Houston
35th Season Overall
X CoachSampsonUH



KELLEN SAMPSON
Assistant Coach
10th Season at Houston
14th Season Overall
X kellenmsampson



QUANNAS WHITE
Assistant Coach
7th Season at Houston
10th Season Overall
X quannasbwhite



K.C. BEARD
Assistant Coach
2nd Season (as Coach) at Houston
5th Season (as Coach) Overall
X CoachKCBeard1



KELVIN SAMPSON

Head Coach

10th Season at Houston • 35th Season Overall

249-76 Record at Houston • 749-346 Career Record

UNC Pembroke '78; Michigan State '80

X CoachSampsonUH

KELVIN SAMPSON'S YEAR-BY-YEAR RECORD

Year	[- Overall -] Record Pct.		[- Conference -] Record Pct.		Finish	Conf. Tourn	Notes	Postseason
Montana Tech (73-45 • 31-29 Frontier Conference • 3 NAIA District 12 [2-3])								
<i>Served as acting head coach on Jan. 1, 1981 • Totals not included above and below</i>								
1980-81	2-14	.125	2-11	.154				
<i>Became permanent head coach on March 14, 1981</i>								
1981-82	7-20	.259	0-15	.000			Frontier Conference Tournament Champions Frontier Conference Coach of the Year	NAIA District 12 Playoffs (1-1)
1982-83	22-9	.710	9-6	.600				
1983-84	22-9	.710	10-5	.667	1st		Frontier Conference Champions Frontier Conference Tournament Champions	NAIA District 12 Playoffs (1-1)
1984-85	22-7	.759	12-3	.800	1st		Frontier Conference Champions Frontier Conference Tournament Champions Frontier Conference Coach of the Year	NAIA District 12 Playoffs (0-1)
Washington State (103-103 • 48-78 Pac-10 • 1 NCAA [0-1] • 1 NIT [1-1])								
1987-88	13-16	.448	7-11	.389	6th	1-1		
1988-89	10-19	.345	4-14	.222	8th	1-1		
1989-90	7-22	.241	1-17	.056	10th	0-1		
1990-91	16-12	.571	8-10	.444	6th		PAC-10 Coach of the Year Kodak District 14 Coach of the Year	
1991-92	22-11	.667	9-9	.500	t-5th		Kodak District 14 Coach of the Year	NIT Second Round (1-1)
1992-93	15-12	.556	9-9	.500	t-5th			
1993-94	20-11	.645	10-8	.556	t-4th			NCAA First Round (0-1)
Oklahoma (281-107 • 129-59 Big Eight/Big 12 • 11 NCAA [10-11] • 1 NIT [1-1])								
1994-95	23-9	.719	9-5	.643	3rd	1-1	AP National Coach of the Year Big Eight Coach of the Year	NCAA First Round (0-1)
1995-96	18-12	.600	8-6	.571	3rd	2-1		NCAA First Round (0-1)
1996-97	20-10	.667	10-6	.625	5th	2-1		NCAA First Round (0-1)
1997-98	22-11	.667	11-5	.688	t-2nd	0-1		NCAA First Round (0-1)
1998-99	22-11	.667	11-5	.688	t-2nd	2-1		NCAA Sweet 16 (2-1)
1999-00	27-7	.794	12-4	.750	t-3rd	2-1		NCAA Second Round (0-1)
2000-01	26-7	.788	12-4	.750	t-2nd	3-0	Big 12 Tournament Champions Big 12 Tournament Champions NABC National Coach of the Year	NCAA First Round (0-1)
2001-02	31-5	.861	13-3	.813	2nd	3-0		NCAA Final Four (4-1)
2002-03	27-7	.794	12-4	.750	3rd	3-0	Big 12 Tournament Champions	NCAA Elite Eight (3-1)
2003-04	20-11	.645	8-8	.500	7th	1-1		NIT Second Round (1-1)
2004-05	25-8	.758	12-4	.750	t-1st	1-1	Big 12 Champions	NCAA Second Round (1-1)
2005-06	20-9	.690	11-5	.688	3rd	0-1		NCAA First Round (0-1)
Indiana (43-15 • 21-8 Big Ten • 1 NCAA [1-1])								
2006-07	21-11	.656	10-6	.625	3rd	0-1		NCAA Second Round (1-1)
2007-08	22-4	.846	11-2	.846				
Houston (249-76 • 4-2 Big 12 • 117-44 The American • 5 NCAA [12-5] • 2 NIT [0-2])								
2014-15	13-19	.406	4-14	.222	10th	1-1		
2015-16	22-10	.688	12-6	.667	t-3rd	0-1		NIT First Round (0-1)
2016-17	21-11	.656	12-6	.667	3rd	0-1		NIT First Round (0-1)
2017-18	27-8	.771	14-4	.778	t-2nd	2-1	The American Coach of the Year NABC District 25 Coach of the Year	NCAA Second Round (1-1)
2018-19	33-4	.892	16-2	.889	1st	2-1	The American Champions Clarence "Big House" Gaines National Coach of the Year The American Coach of the Year NABC District 25 Coach of the Year	NCAA Sweet 16 (2-1)
2019-20	23-8	.742	13-5	.722	t-1st	COVID-19	The American Champions Coach of the Year (Houston Sports Awards)	No Tournament – COVID
2020-21	28-4	.875	14-3	.824	2nd	3-0	The American Tournament Champions Coach of the Year (Houston Sports Awards)	NCAA Final Four (4-1)
2021-22	32-6	.842	15-3	.833	1st	3-0	John McLendon Award The American Champions The American Tournament Champions CBS Sports National Coach of the Year Ben Jobe Award The American Coach of the Year NABC District 24 Coach of the Year Texas Coach of the Year (<i>Dave Campbell's Texas Basketball</i>)	NCAA Elite Eight (3-1)
2022-23	33-4	.892	17-1	.944	1st	2-1	The American Champions The American Coach of the Year NABC District 24 Coach of the Year USBWA District VII Coach of the Year	NCAA Sweet 16 (2-1)
2023-24	17-2	.895	4-2	.667				
34+ yrs	749-346	.684	350-220	.614	7 – 1st	35-20	7 Conference Championships	18 NCAAAs (23-18)
	4 30-win seasons				13 – Top 2		8 Conference Tournament titles	4 NITs (2-4)
	26 20-win seasons				21 – Top 3		6 National Coach of the Year awards	3 NAIA District 12 (2-3)
20 20-win seasons in last 21 yrs.								
							8 Conference Coach of the Year awards	
							7 District Coach of the Year awards	
							2 Houston Sports Awards Coach of the Year	



• Ninth Men's Basketball head coach in University of Houston history

• Previously served as head coach at Indiana (2006-08); Oklahoma (1994-06); Washington State (1987-94) and Montana Tech (1981-85)

• 749-346 (.684) career record in 34+ seasons; 249-76 (.766) record in 9+ seasons at Houston

• 33rd coach (with 10+ years in NCAA Division I) to record 700 wins in career

• One of 16 coaches in NCAA history to lead 2+ different schools to NCAA Final Fours (1 – Oklahoma • 1 – Houston)

• One of 10 coaches in NCAA history to lead 3+ different schools to NCAA Tournament wins (11 – Oklahoma • 1 – Indiana • 3 – Houston)

• One of 15 coaches in NCAA history to lead 4+ different schools to NCAA Tournament (1 – Washington State • 11 – Oklahoma • 1 – Indiana • 2 – Houston)

• Veteran of 25 postseason tournaments (18 NCAA, 4 NIT, 3 NAIA District 12 playoffs) includes 2 NCAA Final Four (2021, 2002) • 2 Elite Eight (2022, 2003) 3 Sweet 16 (2023, 2019, 1999) 3 Second Round (2018, 2007, 2005) • 2 NIT Second Round (2004, 1992)

• Second-winningest coach in Houston history (249)... Ranks as Houston's career leader in winning percentage (.766)

• Only coach in Houston history to lead Cougars to five, six, seven and eight consecutive 20-win seasons

• Seven conference regular-season championships (2022-23 The American • 2021-22 The American • 2019-20 The American • 2018-19 The American • 2004-05 Big 12 • 1984-85 Frontier • 1983-84 Frontier)

• Eight conference tournament championships (2022, 2021 The American • 2003, 2002, 2001 Big 12 1985, 1984, 1983 Frontier)

• Six National Coach of the Year awards (2022 CBS Sports • 2022 Ben Jobe • 2021 John McLendon Award • 2019 Clarence "Big House" Gaines • 2002 NABC • 1995 Associated Press)

• Seven District Coach of the Year awards (2023 USBWA District VII, 2023, 2022 NABC District 24 • 2019, 2018 NABC District 25 1992, 1991 Kodak District 14)

• Eight Conference Coach of the Year awards from four leagues (2023, 2022, 2019, 2018 The American • 1995 Big Eight 1991 PAC-10 • 1985, 1983 Frontier)

• One Texas College Coach of the Year award (2022 [Dave Campbell's Texas Basketball])

• Worked for six years in the NBA coaching ranks (2011-14 • Houston Rockets 2008-11 • Milwaukee Bucks)

• 15 NBA Draft picks Seven NBA Draft First-Round selections

• He and his wife, Karen, have a daughter, Lauren, who is the Cougars' director of operations; a son, Kellen, who is an assistant coach at Houston; a granddaughter, Maisy Jade; and a grandson, Kylan Ned (children of Tonya and Kellen Sampson)

KELVIN SAMPSON • RECORD vs. OPPONENTS

Team	Overall	Houston	Indiana	Oklahoma	Washington State	Montana Tech
Abilene Christian	1-0	1-0	---	---	---	---
Akron	0-1	0-1	---	---	---	---
Alabama	3-5	0-2	---	2-1	1-2	---
Alabama A&M	1-0	1-0	---	---	---	---
Alabama State	2-0	1-0	---	1-0	---	---
Alaska-Anchorage	2-0	---	---	---	2-0	---
Alberta	1-0	---	---	---	---	1-0
Alcorn State	4-0	2-0	---	1-0	1-0	---
American-Puerto Rico	1-0	---	---	1-0	---	---
Appalachian State	0-1	---	---	---	0-1	---
Arizona	3-15	1-0	---	2-0	0-15	---
Arizona State	8-6	---	---	---	8-6	---
Arkansas	4-2	0-1	---	4-1	---	---
Arkansas State	1-0	---	---	1-0	---	---
Arkansas-Pine Bluff	2-1	0-1	---	2-0	---	---
Auburn	1-0	1-0	---	---	---	---
Azusa Pacific	1-0	---	---	---	1-0	---
Ball State	1-0	---	1-0	---	---	---
Baylor	22-1	0-1	---	22-0	---	---
Belmont	1-0	---	---	1-0	---	---
Bethune-Cookman	1-0	---	---	1-0	---	---
Binghamton	1-0	---	---	1-0	---	---
Boise State	1-1	1-1	---	---	---	---
Boston	1-0	---	---	1-0	---	---
Bryant	1-0	1-0	---	---	---	---
Butler	2-2	1-0	0-1	1-1	---	---
BYU	2-2	2-1	---	---	0-1	---
BYU-Hawaii	2-0	---	---	---	2-0	---
Boston College	0-1	---	---	---	0-1	---
Cal State Northridge	2-0	---	---	1-0	1-0	---
Calgary	0-2	---	---	---	---	0-2
California	9-7	---	---	2-0	7-7	---
Carroll College	9-5	---	---	---	---	8-4
Centenary	1-1	---	---	1-0	0-1	---
Central Connecticut State	2-0	---	---	1-0	1-0	---
Central Michigan	1-0	---	---	1-0	---	---
Chadron State	1-0	---	---	---	---	1-0
Charlotte	2-0	---	1-0	1-0	---	---
Chattanooga	1-0	---	1-0	---	---	---
Chicago State	2-0	---	2-0	---	---	---
Cincinnati	13-11	13-9	---	0-2	---	---
Cleveland State	1-0	1-0	1-0	---	---	---
College of Idaho	3-3	---	---	---	---	3-3
Colorado	4-3	---	---	14-3	---	---
Coppin State	11-0	1-0	1-0	8-0	1-0	---
Cornell	1-0	1-0	---	---	---	---
Dayton	1-0	1-0	---	---	---	---
Delaware State	2-0	---	---	1-0	1-0	---
Drexel	1-1	0-1	---	1-0	---	---
Duke	0-2	---	0-1	0-1	---	---
East Carolina	12-2	12-2	---	---	---	---
Eastern Kentucky	1-0	---	---	---	1-0	---
Eastern Illinois	2-0	2-0	---	1-0	---	---
Eastern Michigan	1-0	---	---	---	1-0	---
Eastern Oregon State	3-0	---	---	---	---	3-0
Eastern Washington	6-0	---	---	1-0	5-0	---
Fairfield	1-0	1-0	---	---	---	---
Florida	0-1	---	---	0-1	---	---
Florida A&M	3-0	1-0	---	1-0	1-0	---
Florida Atlantic	1-0	---	---	1-0	---	---
Fresno State	1-1	---	---	---	1-1	---
George Mason	1-0	1-0	---	---	---	---
George Washington	1-0	---	---	1-0	---	---
Georgia Southern	1-0	---	---	1-0	---	---
Georgia State	2-0	1-0	---	1-0	---	---
Georgia Tech	2-3	1-1	1-0	0-2	---	---
Gonzaga	1-1	---	1-0	---	0-1	---
Grand Canyon	0-1	0-1	---	---	---	---
Great Falls	7-10	---	---	---	---	6-8
Hartford	1-0	---	---	1-0	---	---
Harvard	0-2	0-2	---	---	---	---
Hawaii	1-0	---	---	---	1-0	---
Hawaii-Hilo	1-0	---	---	1-0	---	---
Hawaii-Pacific	1-0	---	---	---	1-0	---
High Point	2-0	---	---	2-0	---	---
Hofstra	1-0	1-0	---	---	---	---
Houston Baptist	2-0	2-0	---	---	---	---
Idaho	3-5	---	---	---	3-5	---
Illinois	4-2	1-0	3-2	---	---	---
Illinois State	1-0	---	1-0	---	---	---
Illinois-Chicago	1-0	---	---	1-0	---	---
Indiana	0-4	---	---	0-2	0-2	---
Indiana State	2-1	---	1-0	0-1	1-0	---
Iowa	3-1	---	3-1	---	---	---
Iowa State	9-7	0-1	---	9-6	---	---

Team	Overall	Houston	Indiana	Oklahoma	Washington State	Montana Tech
IUPUI	1-0	---	1-0	---	---	---
Jackson State	6-0	1-0	---	4-0	1-0	---
Jamestown	1-0	---	---	---	---	1-0
Kansas	6-11	---	---	6-11	---	---
Kansas State	11-4	---	---	11-4	---	---
Kent State	1-0	1-0	---	---	---	---
Kentucky	1-2	0-1	1-1	---	---	---
La Salle	1-0	---	---	1-0	---	---
Lafayette	1-0	---	1-0	---	---	---
Lake Region College	1-0	---	---	---	---	1-0
Lamar	3-0	2-0	---	1-0	---	---
Lethbridge	5-0	---	---	---	---	5-0
Lewis-Clark State	0-2	---	---	---	---	0-2
Liberty	2-0	2-0	---	---	---	---
Longwood	1-0	---	1-0	---	---	---
Louisiana	2-0	1-0	---	---	1-0	---
Louisiana Tech	1-0	---	---	1-0	---	---
LSU	3-2	2-2	---	1-0	---	---
Manhattan	0-1	---	---	0-1	---	---
Marquette	1-0	---	---	---	1-0	---
Mary College	2-1	---	---	---	---	2-1
Maryland	1-1	---	---	1-1	---	---
McNeese	2-0	2-0	---	---	---	---
Memphis	9-10	9-8	---	0-2	---	---
Mesa State	0-1	---	---	---	---	0-1
Miami (Fla.)	0-1	0-1	---	---	---	---
Michigan	2-3	0-1	2-1	0-1	---	---
Michigan State	5-4	---	2-1	2-2	1-1	---
Minnesota	4-0	---	2-0	1-0	1-0	---
Minot State	2-0	---	---	---	---	2-0
Mississippi	1-2	---	---	1-2	---	---
Mississippi State	0-3	---	---	0-3	---	---
Mississippi Valley State	1-0	1-0	---	---	---	---
Missouri	13-9	---	---	13-9	---	---
Missouri State	1-0	---	---	1-0	---	---
Monmouth	1-0	---	---	---	1-0	---
Montana	1-0	1-0	---	---	---	---
Montana State	2-0	---	---	2-0	---	---
Morgan State	2-0	2-0	---	---	---	---
Mount St. Mary's	2-0	---	---	2-0	---	---
Murray State	2-1	2-0	---	0-1	---	---
NC State	0-1	---	---	0-1	---	---
Nebraska	11-5	---	---	11-5	---	---
Nebraska Wesleyan	1-0	---	---	---	---	1-0
New Mexico	0-1	---	---	---	0-1	---
New Mexico Highlands	1-0	---	---	---	---	1-0
New Orleans	1-0	1-0	---	---	---	---
Niagara	1-0	---	---	1-0	---	---
Nicholls	4-0	1-0	---	3-0	---	---
NJIT	1-0	1-0	---	---	---	---
North Carolina A&T	1-0	1-0	---	---	---	---
North Carolina Central	1-0	1-0	---	---	---	---
North Florida	1-0	1-0	---	---	---	---
North Texas	2-0	---	---	2-0	---	---
Norfolk State	1-0	1-0	---	---	---	---
Northern Colorado	2-0	1-0	---	1-0	---	---
Northern Kentucky	1-0	1-0	---	---	---	---
Northern Montana	8-8	---	---	---	---	8-5
Northern State	0-2	---	---	---	---	0-2
Northwest Nazarene	3-3	---	---	---	---	3-3
Northwestern	2-0	---	2-0	---	---	---
Northwestern State	3-0	2-0	---	1-0	---	---
Ohio	1-0	---	---	---	1-0	---
Ohio State	2-1	1-0	1-1	---	---	---
Oklahoma	0-0	---	---	---	---	---
Oklahoma Baptist	1-0	---	---	---	1-0	---
Oklahoma State	14-15	2-1	---	12-14	---	---
Oral Roberts	8-0	1-0	---	6-0	1-0	---
Oregon	10-9	3-1	---	---	7-8	---
Oregon State	9-8	1-0	---	1-0	7-8	---
Oregon Tech	1-0	---	---	---	---	1-0
Our Lady of the Lake	1-0	1-0	---	---	---	---
Penn	1-0	1-0	---	---	---	---
Penn State	3-0	---	3-0	---	---	---
Pittsburg State	1-0	---	---	---	1-0	---
Portland	2-1	1-0	---	---	1-1	---
Prairie View A&M	6-0	3-0	---	2-0	1-0	---
Princeton	3-0	---	---	2-0	1-0	---
Providence	1-0	1-0	---	---	---	---
Purdue	6-2	---	2-1	4-1	---	---
Regina	1-0	---	---	---	---	1-0
Rhode Island	1-1	1-1	---	---	---	---
Rice	5-0	5-0	---	---	---	---
Rocky Mountain	6-10	---	---	---	---	6-7
Rutgers	1-0	1-0	---	---	---	---

KELVIN SAMPSON • RECORD vs. OPPONENTS

Team	Overall	Houston	Indiana	Oklahoma	Washington State	Montana Tech
Sacramento State	3-0	---	---	---	3-0	---
St. John's	0-0	---	---	---	---	---
Saint Joseph's	1-0	1-0	---	---	---	---
Saint Louis	2-0	2-0	---	---	---	---
Saint Mary's (Calif.)	1-0	1-0	---	---	---	---
Sam Houston State	2-0	---	---	2-0	---	---
Samford	1-0	---	---	1-0	---	---
San Diego	1-0	---	---	1-0	---	---
San Diego State	2-0	1-0	---	---	1-0	---
San Francisco State	1-0	---	---	---	1-0	---
San Jose State	1-1	---	---	---	1-1	---
Seattle	2-0	---	---	---	1-0	1-0
Simon Fraser	1-0	---	---	---	1-0	---
SMU	15-7	11-7	---	4-0	---	---
South Carolina	2-0	2-0	---	---	---	---
South Carolina State	1-1	0-1	---	1-0	---	---
South Dakota	1-0	---	---	---	---	---
South Florida	14-2	14-2	---	---	---	---
Southeast Missouri State	1-0	---	---	1-0	---	---
Southern	1-0	---	---	1-0	---	---
Southern Alberta Tech	3-0	---	---	---	---	3-0
Southern Illinois	2-0	---	2-0	---	---	---
Southern Utah	1-0	---	---	---	1-0	---
St. Bonaventure	1-0	---	---	1-0	---	---
Stanford	6-9	---	---	0-1	6-8	---
Stephen F. Austin	0-1	---	---	---	0-1	---
Stetson	1-0	1-0	---	---	---	---
Syracuse	1-1	1-0	---	0-1	---	---
Temple	11-5	11-4	---	0-1	---	---
Tennessee	0-1	---	---	---	0-1	---
TCU	0-1	0-1	---	---	---	---
Tennessee State	1-0	---	1-0	---	---	---
Texas	18-9	---	---	18-9	---	---
Texas A&M	21-1	1-0	---	20-1	---	---
Texas A&M-Corpus Christi	1-0	1-0	---	---	---	---
Texas Southern	4-0	1-0	---	2-0	1-0	---
Texas State	5-0	3-0	---	2-0	---	---
Texas Tech	19-7	3-0	---	16-7	---	---
Towson	1-0	1-0	---	---	---	---
Trinity Western	1-0	---	---	---	---	1-0
Tulane	18-3	17-3	---	1-0	---	---
Tulsa	15-7	11-6	---	4-1	---	---
UAB	1-0	1-0	---	---	---	---
UALR	1-0	---	---	1-0	---	---
UC Irvine	3-0	---	---	3-0	---	---
UC San Diego	1-0	---	---	---	1-0	---
UCF	14-4	14-4	---	---	---	---
UCLA	2-14	---	0-1	---	2-13	---
UConn	12-5	8-3	1-1	3-1	---	---
UIW	1-0	1-0	---	---	---	---
ULM	4-0	2-0	---	2-0	---	---
UNC Asheville	1-0	---	---	1-0	---	---
UNC Wilmington	1-0	---	1-0	---	---	---
USC	6-9	---	---	---	6-9	---
UT Arlington	2-0	1-0	---	1-0	---	---
UT Rio Grande Valley	6-0	4-0	---	2-0	---	---
Utah	1-1	1-0	---	0-1	---	---
Utah State	1-0	1-0	---	---	---	---
UTEP	1-0	1-0	---	---	---	---
UTSA	1-0	---	---	1-0	---	---
Valley City State	1-0	---	---	---	---	1-0
Vermont	1-0	1-0	---	---	---	---
Villanova	0-2	0-1	---	0-1	---	---
Virginia	2-0	2-0	---	---	---	---
Wake Forest	1-0	1-0	---	---	---	---
Warner Pacific	1-0	---	---	---	---	1-0
Washington	8-8	---	---	0-1	7-7	---
West Virginia	1-1	1-0	---	0-1	---	---
Western Carolina	2-0	---	1-0	1-0	---	---
Western Illinois	2-0	---	1-0	1-0	---	---
Western Montana	12-5	---	---	---	---	12-2
Western Michigan	1-0	---	1-0	---	---	---
Western New Mexico	0-1	---	---	---	---	0-1
Whitman College of Walla Walla	0-1	---	---	---	---	0-1
Whitworth	0-2	---	---	---	---	0-1
Wichita State	10-2	10-2	---	---	---	---
Winthrop	1-0	---	---	1-0	---	---
Wisconsin	3-5	0-1	1-2	0-1	2-1	---
Wisconsin-Milwaukee	0-1	---	---	0-1	---	---
Wisconsin-Stout	0-1	---	---	---	---	---
WKU	2-0	---	---	1-0	---	---
Wyoming	1-0	1-0	---	---	---	---
Xavier	2-1	1-0	0-1	1-0	---	---
Totals	749-346	249-76	43-15	281-107	103-103	73-45

NCAA WINNINGEST COACHES (10+ years at NCAA Division I level)

Red Bold indicates coaches with **Houston** ties • Bold indicates active coaches • through games of Jan. 24, 2024

Rk.	Coach	Wins	Losses	Pct.	School (Years)
1.	Mike Krzyzewski	1,202	368	.766	Duke (1980-22); Army West Point (1975-80)
2.	Jim Boeheim	1,015	441	.697	Syracuse (1976-23)
3.	Bob Huggins	935	414	.693	West Virginia (2007-23); Kansas State (2006-07); Cincinnati (1989-05); Akron (1984-89); Walsh (1980-83)
4.	Jim Calhoun	920	397	.699	St. Joseph's (Conn.) (2018-21); UConn (1986-2012); Northeastern (1972-86)
5.	Roy Williams	903	264	.774	North Carolina (2003-22); Kansas (1988-03)
6.	Bob Knight	902	371	.709	Texas Tech (2001-08); Indiana (1972-00); Army West Point (1965-72)
7.	Dean Smith	879	254	.776	North Carolina (1961-97)
8.	Adolph Rupp	876	190	.822	Kentucky (1930-72)
9.	Cliff Ellis	831	565	.595	Coastal Carolina (2007 – present); Auburn (1994-04); Clemson (1984-94); South Alabama (1975-84)
10	Jim Phelan	830	524	.613	Mount St. Mary's (1954-2003)
11.	Rollie Massimino	816	462	.638	Keiser (2006-17); Cleveland State (1996-03); UNLV (1992-94); Villanova (1973-92); Stony Brook (1969-71)
12.	Bill Self	807	240	.771	Kansas (2003 – present); Illinois (2000-03); Tulsa (1997-00); Oral Roberts (1993-97)
13.	Eddie Sutton	806	326	.712	San Francisco (2007-08); Oklahoma State (1990-06); Kentucky (1985-89); Arkansas (1974-85); Creighton (1969-74)
14.	Rick Byrd	805	403	.666	Belmont (1986-21); Lincoln Memorial (1983-86); Maryville (Tenn.) (1978-80)
15.	John Calipari	804	255	.759	Kentucky (2009 – present); Memphis (2000-09); UMass (1988-96)
16.	Rick Barnes	793	410	.659	Tennessee (2015 – present); Texas (1998-15); Clemson (1994-98); Providence (1988-94); George Mason (1987-88)
17.	Lefty Driesell	786	394	.666	Maryland (1969-86); James Madison (1988-97); Georgia State (1997-03); Davidson (1960-69)
18.	Lute Olson	781	279	.737	Arizona (1983-07); Iowa (1974-83); Long Beach State (1973-74)
19.	Lou Henson	779	412	.654	New Mexico State (1997-2005); Illinois (1975-96); New Mexico State (1966-75); Hardin-Simmons (1962-66)
20.	Bo Ryan	762	241	.760	Wisconsin (2001-16); Milwaukee (1999-01); Wisconsin-Platteville (1984-99)
21.	Ed Diddle	759	302	.715	Western Kentucky (1922-64)
22.	Henry Iba	755	340	.689	Oklahoma State (1934-70); Colorado (1933-34); Northwest Missouri State (1929-33)
23.	John Beilein	754	425	.640	Michigan (2007-19); West Virginia (2002-07); Richmond (1997-02); Canisius (1992-97); Le Moyne (1983-92); Nazareth (1982-83)
24.	Kelvin Sampson	749	346	.684	Houston (2014 – present); Indiana (2006-08); Oklahoma (1994-06); Washington State (1987-94); Montana Tech (1981-85)
25.	Phog Allen	746	264	.739	Kansas (1907-09, 1919-56); Central Missouri (1912-19); Haskell (1908-09); Baker (1905-08)
26.	Dana Altman	744	388	.657	Oregon (2010 – present); Creighton (1994-10); Kansas State (1990-94); Marshall (1989-90)
27.	John Chaney	741	312	.704	Temple (1982-06)
28.	Jim Larranaga	738	489	.601	Miami (Fla.) (2011 – present); George Mason (1997-11); Bowling Green (1986-97); American International (1977-79)
t29.	Jerry Tarkanian	729	201	.784	Fresno State (1995-02); UNLV (1973-92); Long Beach State (1968-73)
t29.	Norm Stewart	729	373	.662	Missouri (1967-99); Northern Iowa (1961-67)
t31.	Rick Pitino	724	297	.709	St. John's (2023 – present); Iona (2020-23) Louisville (2001-17); Kentucky (1989-97); Providence (1985-87); Boston University (1978-83); Hawai'i (1975-76)
t31.	Ray Meyer	724	354	.672	DePaul (1942-84)
33.	Jerry Slocum	723	556	.565	Youngtown State (2005-17); Gannon (1996-05); Geneva (1987-96); Nyack (1975-87)
34.	Don Haskins	719	353	.671	UTEP (1961-99)
35.	Larry Hunter	702	453	.608	Western Carolina (2005-18); Ohio (1989-2001); Wittenberg (1976-89)
36.	Mark Few	701	140	.834	Gonzaga (2000 – present)
37.	Tom Izzo	699	287	.709	Michigan State (1996 – present)
38.	Greg Kampe	687	533	.563	Oakland (1984 – present)
39.	Mike Montgomery	677	317	.681	California (2008-14); Stanford (1986-04); Montana (1978-86)
40.	Denny Crum	675	295	.696	Louisville (1971-01)
41.	Lon Kruger	674	432	.609	Oklahoma (2011-21); UNLV (2004-11); Illinois (1996-00); Florida (1990-96); Kansas State (1986-90); UTRGV (1982-86)
42.	Steve Alford	673	353	.656	Nevada (2019 – present); UCLA (2014-19); New Mexico (2008-13); Iowa (2000-07); Missouri State (1996-99); Manchester (1992-95)
43.	Gary Williams	668	380	.637	Maryland (1989-11); Ohio State (1986-89); Boston College (1982-86); American (1978-82)
44.	John Wooden	664	162	.804	UCLA (1948-75); Indiana State (1946-48)
45.	Ralph Miller	657	382	.632	Oregon State (1970-89); Iowa (1964-70); Wichita State (1951-64)
46.	Bruce Pearl	651	259	.715	Auburn (2015 – present); Tennessee (2006-11); Milwaukee (2002-05); Southern Indiana (1993-01)
47.	Tom Penders	649	437	.598	Houston (2004-10); George Washington (1998-2001); Texas (1988-98); Rhode Island (1986-88); Fordham (1978-86); Columbia (1974-78); Tufts (1971-74)
48.	Gene Bartow	647	353	.647	UAB (1978-96); UCLA (1975-77); Illinois (1974-75); Memphis (1970-74); Valparaiso (1964-70); Central Missouri (1961-64)
49.	Tubby Smith	642	370	.634	High Point (2018-22); Memphis (2016-18); Texas Tech (2013-16); Minnesota (2007-13); Kentucky (1997-2007); Georgia (1995-97); Tulsa (1991-95)
t50.	Jay Wright	641	281	.695	Villanova (2002-22); Hofstra (1995-01)
t50.	Billy Tubbs	641	340	.653	Lamar (2003-06); TCU (1994-02); Oklahoma (1980-94); Lamar (1976-80); Southwestern (Texas) (1971-73)
t52.	Homer Drew	640	427	.600	Valparaiso (1988-11); Indiana-South Bend (1987-88); Bethel (Ind.) (1976-87);
53.	Marv Harshman	637	444	.589	Washington State (1958-71); Washington (1971-85); Pacific Lutheran (1945-58)
54.	Bob McKillop	634	383	.623	Davidson (1990-22)
55.	Hugh Durham	633	429	.596	Jacksonville (1997-05); Georgia (1978-95); Florida State (1966-78)
56.	Norm Sloan	624	393	.614	NC State (1966-80); Florida (1960-89); The Citadel (1956-60); Presbyterian (1951-55)
57.	Stew Morrill	620	294	.678	Utah State (1998-15); Colorado State (1991-98); Montana (1986-91)
58.	Leonard Hamilton	617	481	.562	Florida State (2002 – present); Miami (Fla.) (1990-00); Oklahoma State (1986-90)
59.	Ben Braun	615	517	.543	Rice (2008-14); California (1996-08); Eastern Michigan (1985-96); Siena Heights (1977-85)
60.	Bob Hoffman	607	369	.622	Central Oklahoma (2019 – present); Mercer (2008-19); UT Rio Grande Valley (1999-04); Oklahoma Baptist (1990-99)
61.	Fran Dunphy	605	353	.632	La Salle (2022 – present); Temple (2006-19); Penn (1989-06)
62.	Slats Gill	599	393	.604	Oregon State (1928-64)
63.	Tom Davis	598	355	.627	Drake (2003-07); Iowa (1986-99); Stanford (1982-86); Boston College (1977-82); Lafayette (1971-77)
64.	Abe Lemons	597	344	.634	Texas (1976-82); UTRGV (1973-76); Oklahoma City (1955-73)
65.	John Thompson	596	239	.714	Georgetown (1972-99)
66.	Greg McDermott	595	350	.630	Creighton (2010 – present); Iowa State (2006-10); Northern Iowa (2001-06); North Dakota State (2000-01); Wayne State (Neb.) (1994-00)
67.	Guy V. Lewis	592	279	.680	Houston (1956-86)
t68.	Danny Kaspar	584	302	.659	Texas State (2014-20); Stephen F. Austin (2001-13); UIW (1992-00)
t68.	Tony Shaver	584	389	.600	William & Mary (2004-19); Hampden-Sydney (1987-03)
t70.	Mike Brey	582	332	.637	Notre Dame (2001-23); Delaware (1995-00)



2018-19
American Athletic Conference
Regular Season



2020-21
American Athletic Conference
Tournament



2021
NCAA Tournament
Final Four
Midwest Regional
Championship



2021-22
American Athletic Conference
Regular Season



2021-22
American Athletic Conference
Tournament



2022-23
American Athletic Conference
Regular Season

COACHES who LED THREE SCHOOLS to NCAA FINAL FOUR (2)

Coach	1st School	2nd School	3rd School
Rick Pitino	Providence	Kentucky	Louisville
John Calipari	UMass	Memphis	Kentucky

COACHES who LED TWO SCHOOLS to NCAA FINAL FOUR (15)

Coach	1st School	2nd School
Kelvin Sampson	Oklahoma	Houston
Forddy Anderson	Bradley	Michigan State
Gene Bartow	Memphis	UCLA
Larry Brown	UCLA	Kansas
Hugh Durham	Florida State	Georgia
Jack Gardner	Kansas State	Utah
Lou Henson	New Mexico State	Illinois
Bob Huggins	Cincinnati	West Virginia
Lon Kruger	Florida	Oklahoma
Jim Larranaga	George Mason	Miami (Fla.)
Frank McGuire	St. John's	North Carolina
Lute Olson	Iowa	Arizona
Lee Rose	Charlotte	Purdue
Eddie Sutton	Arkansas	Oklahoma State
Roy Williams	Kansas	North Carolina

COACHES who LED FIVE SCHOOLS to NCAA TOURNAMENT WINS (1)

Coach	1st School	2nd School	3rd School	4th School	5th School
Lon Kruger	Kansas State	Florida	Illinois	UNLV	Oklahoma

COACHES who LED FOUR SCHOOLS to NCAA TOURNAMENT WINS (3)

Coach	1st School	2nd School	3rd School	4th School
Steve Alford	Missouri State	Iowa	New Mexico	UCLA
Eddie Sutton	Creighton	Arkansas	Kentucky	Oklahoma State
Tubby Smith	Tulsa	Georgia	Kentucky	Minnesota

COACHES who LED THREE SCHOOLS to NCAA TOURNAMENT WINS (6)

Coach	1st School	2nd School	3rd School
Kelvin Sampson	Oklahoma	Indiana	Houston
Rick Barnes	Clemson	Texas	Tennessee
John Beilein	Richmond	West Virginia	Michigan
Lefty Driesell	Davidson	Maryland	Georgia State
Jim Harrick	Pepperdine	UCLA	Rhode Island
Rick Pitino	Providence	Kentucky	Louisville



COACHES who LED FIVE SCHOOLS to NCAA TOURNAMENT (3)

Coach	1st School	2nd School	3rd School	4th School	5th School
Lon Kruger	Kansas State	Florida	Illinois	UNLV	Oklahoma
Rick Pitino	Boston Univ.	Providence	Kentucky	Louisville	Iona
Tubby Smith	Tulsa	Georgia	Kentucky	Minnesota	Texas Tech

COACHES who LED FOUR SCHOOLS to NCAA TOURNAMENT (12)

Coach	1st School	2nd School	3rd School	4th School
Kelvin Sampson	Washington State	Oklahoma	Indiana	Houston
Steve Alford	Missouri State	Iowa	New Mexico	UCLA
Rick Barnes	Providence	Clemson	Texas	Tennessee
John Beilein	Canisius	Richmond	West Virginia	Michigan
Lefty Driesell	Davidson	Maryland	James Madison	Georgia State
Cliff Ellis	South Alabama	Clemson	Auburn	Coastal Carolina
Larry Eustachy	Utah State	Iowa State	Southern Miss	Colorado State
Jim Harrick	Pepperdine	UCLA	Rhode Island	Georgia
Ben Howland	Northern Arizona	Pittsburgh	UCLA	Mississippi State
Fran McCaffery	Lehigh	UNC Greensboro	Siena	Iowa
Tom Penders	Rhode Island	Texas	George Washington	Houston
Eddie Sutton	Creighton	Arkansas	Kentucky	Oklahoma State

YEARS BETWEEN FINAL FOUR APPEARANCES

Italics indicate first two Final Fours of respective head coach's career

Rk.	Yrs.	Coach	Year – School	Years – School
1.	36	Ray Meyer	1943 – DePaul	1979 – DePaul
2.	22	Lon Kruger	1994 – Florida	2016 – Oklahoma
t3.	19	Kelvin Sampson	2002 – Oklahoma	2021 – Houston
		Lou Henson	1980 – New Mexico State	1989 – Illinois
5.	18	Bob Huggins	1992 – Cincinnati	2010 – West Virginia
t6.	17	Jim Larranaga	2006 – George Mason	2023 – Miami (Fla.)
		Eddie Sutton	1978 – Arkansas	1995 – Oklahoma State
t8.	14	Guy V. Lewis	1968 – Houston	1982 – Houston
		Slats Gill	1949 – Oregon State	1963 – Oregon State
10.	13	Branch McCracken	1940 – Indiana	1953 – Indiana
t11.	12	John Calipari	1996 – UMass	2008 – Memphis
		Phog Allen	1940 – Kansas	1952 – Kansas
13.	11	Hugh Durham	1972 – Florida State	1983 – Georgia
t14.	10	Jim Boeheim	2003 – Syracuse	2013 – Syracuse
		Jerry Tarkanian	1977 – UNLV	1987 – UNLV
		Jack Gardner	1951 – Kansas State	1961 – Utah
t17.	9	Eddie Sutton	1995 – Oklahoma State	2004 – Oklahoma State
		Roy Williams	1993 – Kansas	2002 – Kansas
		Jim Boeheim	1987 – Syracuse	1996 – Syracuse
		Dean Smith	1982 – North Carolina	1991 – North Carolina
t21.	8	Rick Pitino	1997 – Kentucky	2005 – Louisville
		Lute Olson	1980 – Iowa	1988 – Arizona
		Adolph Rupp	1958 – Kentucky	1966 – Kentucky
		Bruce Drake	1938 – Oklahoma	1947 – Oklahoma

MOST VICTORIES among ACTIVE NCAA DIVISION I COACHES through games of Jan. 24, 2024

Rk.	Wins	Coach	School(s)	Years
1.	807	Bill Self	Tulsa, Illinois, Kansas	1999 –
2.	804	John Calipari	UMass, Memphis, Kentucky	1989 –
3.	793	Rick Barnes	George Mason, Providence, Clemson, Texas, Tennessee	1988 –
4.	749	Kelvin Sampson	Montana Tech, Washington State, Oklahoma, Indiana, Houston	1982 –
5.	744	Dana Altman	Marshall, Kansas State, Creighton, Oregon	1990 –
6.	738	Jim Larranaga	American International, Bowling Green, George Mason, Miami (Fla.)	1978 –
7.	724	Rick Pitino	Hawai'i, Boston, Providence Kentucky, Louisville, Iona, St. John's	1975 –
8.	701	Mark Few	Gonzaga	2000 –
9.	699	Tom Izzo	Michigan State	1996 –
10.	687	Greg Kampe	Oakland	1985 –
11.	673	Steve Alford	Manchester, Missouri State, Iowa New Mexico, UCLA, Nevada	1992 –
12.	651	Bruce Pearl	Southern Indiana, Milwaukee, Tennessee, Auburn	1993 –
13.	617	Leonard Hamilton	Oklahoma State, Miami (Fla.), Florida State	1987 –
14.	605	Fran Dunphy	Penn, Temple, La Salle	1990 –
15.	595	Greg McDermott	Wayne State (Neb.), UNI, Iowa State, Creighton	1994 –
16.	569	Scott Nagy	South Dakota State, Wright State	1995 –
17.	560	Jeff Jones	Virginia, American, Old Dominion	1990 –
18.	547	Herb Sendek	Miami (Ohio), NC State Arizona State, Santa Clara	1993 –
19.	523	Fran McCaffery	Lehigh, UNC Greensboro, Siena, Iowa	1985 –
20.	522	Ron Cottrell	Houston Christian	1991 –
21.	521	Randy Bennett	Saint Mary's (Calif.)	2001 –
22.	514	Keith Dambrot	Tiffin, Ashland, Central Michigan, Akron, Duquesne	1984 –
23.	513	Ron Hunter	IUPUI, Georgia State, Tulane	1994 –

MOST NCAA DIVISION I 20-WIN SEASONS among ACTIVE COACHES entering 2023-24 season

Rk.	No.	Coach	School(s)	Years
1.	27	John Calipari	UMass, Memphis, Kentucky	1989 –
2.	26	Bill Self	Tulsa, Illinois, Kansas	1999 –
3.	25	Dana Altman	Marshall, Kansas State, Creighton, Oregon	1990 –
4.	24	Mark Few	Gonzaga	2000 –
t5.	23	Kelvin Sampson	Montana Tech, Washington State, Oklahoma, Indiana, Houston	1982 –
t5.	23	Rick Barnes	George Mason, Providence, Clemson, Texas, Tennessee	1988 –
t5.	23	Rick Pitino	Iona, Louisville, Kentucky, Providence, Boston, Hawai'i	1975 –
8.	22	Tom Izzo	Michigan State	1996 –
9.	18	Fran Dunphy	Penn, Temple, La Salle	1990 –



MOST GAMES among ACTIVE NCAA DIVISION I COACHES through games of Jan. 24, 2024

Rk.	No.	Coach	School(s)	Years
1.	1,227	Jim Larranaga	American International, Bowling Green, George Mason, Miami (Fla.)	1978 –
2.	1,220	Greg Kampe	Oakland	1985 –
3.	1,203	Rick Barnes	George Mason, Providence, Clemson, Tennessee	1988 –
4.	1,132	Dana Altman	Marshall, Kansas State, Creighton, Oregon	1990 –
5.	1,098	Leonard Hamilton	Oklahoma State, Miami (Fla.), Florida State	1987 –
6.	1,095	Kelvin Sampson	Montana Tech, Washington State, Oklahoma, Indiana, Houston	1982 –
7.	1,059	John Calapari	UMass, Memphis, Kentucky	1989 –
8.	1,047	Bill Self	Tulsa, Illinois, Kansas	1999 –
t9.	1,026	Ron Cottrell	Houston Christian	1991 –
t9.	1,026	Steve Alford	Manchester, Missouri State, Iowa New Mexico, UCLA, Nevada	1992 –
11.	1,021	Rick Pitino	Iona, Louisville, Kentucky, Providence, Boston, Hawai'i	1975 –
12.	986	Tom Izzo	Michigan State	1996 –
13.	978	Jeff Jones	Virginia, American, Old Dominion	1990 –

MOST YEARS among ACTIVE NCAA DIVISION I COACHES including 2023-24 season

Rk.	Years	Coach	School(s)	Years
t1.	40	Jim Larranaga	American International, Bowling Green, George Mason, Miami (Fla.)	1978 –
t1.	40	Greg Kampe	Oakland	1985 –
3.	37	Rick Barnes	George Mason, Providence, Clemson, Texas, Tennessee	1988 –
t4.	36	Rick Pitino	Hawai'i, Boston, Providence, Kentucky, Louisville, Iona	1975 –
t5.	36	Leonard Hamilton	Oklahoma State, Miami (Fla.), Florida State	1987 –
t6.	35	Kelvin Sampson	Montana Tech, Washington State, Oklahoma, Indiana, Houston	1982 –
t6.	35	Dana Altman	Marshall, Kansas State, Creighton, Oregon	1990 –
t8.	33	Ron Cottrell	Houston Christian	1992 –
t8.	33	Steve Alford	Manchester, Missouri State, Iowa New Mexico, UCLA, Nevada	1992 –
t11.	32	John Calipari	UMass, Memphis, Kentucky	1989 –
t11.	32	Jeff Jones	Virginia, American, Old Dominion	1991 –
t11.	32	Fran Dunphy	Penn, Temple, La Salle	1990 –

MOST NCAA DIVISION I 30-WIN SEASONS among ACTIVE COACHES entering 2023-24 season

Rk.	No.	Coach	School(s)	Years
1.	11	Bill Self	Oral Roberts, Tulsa, Illinois, Kansas	1994 –
2.	10	John Calipari	UMass, Memphis, Kentucky	1989 –
3.	7	Mark Few	Gonzaga	2000 –
t4.	5	Tom Izzo	Michigan State	1996 –
t4.	5	Sean Miller	Xavier, Arizona, Xavier	2005 –
t4.	5	Rick Pitino	Hawai'i, Boston, Providence, Kentucky Louisville, Iona, St. John's	1976 –
t7.	4	Kelvin Sampson	Montana Tech, Washington State Oklahoma, Indiana, Houston	1982 –
t7.	4	Tony Bennett	Washington State, Virginia	2006 –
8.	3	Rick Barnes	George Mason, Providence, Clemson, Texas, Tennessee	1988 –
t9.	2	Steve Alford	Manchester Missouri State, Iowa, New Mexico, UCLA, Nevada	1992 –
t9.	2	Dana Altman	Marshall, Kansas State, Creighton, Oregon,	1990 –
t9.	2	Chris Beard	McMurry, Angelo State, Texas Tech, Texas, Mississippi	2013 –
t9.	2	Jamie Dixon	Pittsburgh, TCU	2004 –
t9.	2	Ben Jacobson	UNI	2006 –
t9.	2	Bruce Pearl	Southern Indiana, Milwaukee, Tennessee, Auburn	1993 –



#23 TERRANCE ARCEAUX

Guard

6-6 • 190 • Sophomore-1L

Beaumont, Texas (Beaumont United HS)

Undeclared Major

📷 **tarceneaux23** X **TArceneaux21**

CAREER HIGHS

Points

15, at rv/rv Oregon (11/20/22)

Field Goals Made

6, at rv/rv Oregon (11/20/22)

Field Goal Attempts

11, at rv/rv Oregon (11/20/22)

3-Point Field Goals Made

3, at rv/rv Oregon (11/20/22)

3, vs. Oral Roberts (11/14/22)

3-Point Field Goal Attempts

6, vs. North Carolina A&T (12/13/22)

6, vs. Oral Roberts (11/14/22)

Free Throws Made

3, vs. Stetson (11/13/23)

3, vs. Oral Roberts (11/14/22)

Free Throw Attempts

6, vs. Montana (11/24/23)

6, vs. Oral Roberts (11/14/22)

Rebounds

10, vs. Jackson State (12/9/23)

Offensive Rebounds

6, vs. Jackson State (12/9/23)

Defensive Rebounds

6, vs. Montana (11/24/23)

Assists

3, vs. North Carolina A&T (12/13/22)

Steals

3, vs. Stetson (11/13/23)

3, vs. ULM (11/6/23)

3, at rv/rv Oregon (11/20/22)

Blocked Shots

1, done eight times; Most recently vs. Rice (12/6/23)

Minutes Played

35:22, vs. Memphis (3/12/23)

SOPHOMORE (2023-24)

Made his season debut in season-opening win over ULM inside Fertitta Center... Scored five points with three steals and four rebounds against the Warhawks (11/6)... Posted five points and grabbed eight rebounds,

including three offensive, in win over Texas A&M-Corpus Christ (11/11)... Finished with 10 points on 3-of-5 shooting from the field and 3-of-3 from the free throw line in home win over Stetson (11/13)... Scored eight points on 3-of-6 shooting and grabbed four rebounds with two assists in win over Utah during Shriners Children's Charleston Classic Semifinals (11/17)... Snared nine rebounds, including three offensive boards, with four points and a steal in home win over Montana (11/24)... Led all players with nine rebounds, including four offensive boards, and scored six points with an assist and blocked shot against Rice (12/6)... Grabbed a career-high 10 rebounds, including six offensive boards, with eight points, an assist and steal in home win over Jackson State (12/9)... Was lost for the remainder of the season after suffering an Achilles injury to his right leg in win over rv/rv Texas A&M at The Halal Guys Showcase inside Toyota Center (12/16)... Underwent successful surgery on Dec. 20.

2023-24 GAME-BY-GAME STATISTICS (11-0 • 0-0 Big 12)


Date	Opponent	GS	Min	FG-A	3FG-FGA	FT-FTA	OR-DR	Tot	PF	A	TO	Blk	Stl	Pts
11/6/23	ULM		19:25	2-6	0-3	1-2	1-3	4	1	1	0	0	3	5
11/11/23	TEXAS A&M-CORPUS CHRISTI		18:32	2-5	0-2	1-2	3-5	8	0	0	0	1	1	5
11/13/23	STETSON		21:35	3-5	1-2	3-3	1-1	2	0	1	0	1	3	10
11/16/23	vs. Towson		17:05	2-5	1-2	2-4	0-1	1	1	0	0	0	0	7
11/17/23	vs. Utah		26:13	3-6	1-3	1-2	2-2	4	2	2	0	1	0	8
11/19/23	vs. Dayton		15:12	2-4	1-1	0-0	3-0	3	1	1	0	0	0	5
11/24/23	MONTANA		19:10	1-8	0-2	2-6	3-6	9	1	1	0	0	1	4
12/1/23	at Xavier		13:21	1-3	0-0	0-0	0-0	0	3	0	0	1	1	2
12/6/23	RICE		23:14	3-9	0-2	0-0	4-5	9	2	1	1	1	0	6
12/9/23	JACKSON STATE		22:00	3-6	2-4	0-0	6-4	10	2	1	3	0	1	8
12/16/23	vs. rv/rv Texas A&M		5:36	0-0	0-0	0-0	0-0	0	0	0	0	1	0	0
12/21/23	TEXAS STATE		DNP – Injury											
12/30/23	PENN		DNP – Injury											
1/6/24	* WEST VIRGINIA		DNP – Injury											
1/9/24	* at rv/rv Iowa State		DNP – Injury											
1/13/24	* at rv/rv TCU		DNP – Injury											
1/17/24	* #25/25 TEXAS TECH		DNP – Injury											
1/20/24	* UCF		DNP – Injury											
1/23/24	* at #21/19 BYU		DNP – Injury											
1/27/24	* rv/rv KANSAS STATE	--	--	--	--	--	--	--	--	--	--	--	--	--
1/29/24	* at Texas	--	--	--	--	--	--	--	--	--	--	--	--	--
2/3/24	* at Kansas	--	--	--	--	--	--	--	--	--	--	--	--	--
2/6/24	* OKLAHOMA STATE	--	--	--	--	--	--	--	--	--	--	--	--	--
2/10/24	* at Cincinnati	--	--	--	--	--	--	--	--	--	--	--	--	--
2/17/24	* TEXAS	--	--	--	--	--	--	--	--	--	--	--	--	--
2/19/24	* IOWA STATE	--	--	--	--	--	--	--	--	--	--	--	--	--
2/24/24	* at Baylor	--	--	--	--	--	--	--	--	--	--	--	--	--
2/27/24	* CINCINNATI	--	--	--	--	--	--	--	--	--	--	--	--	--
3/2/24	* at Oklahoma	--	--	--	--	--	--	--	--	--	--	--	--	--
3/6/24	* at UCF	--	--	--	--	--	--	--	--	--	--	--	--	--
3/9/24	* KANSAS	--	--	--	--	--	--	--	--	--	--	--	--	--

CAREER STATISTICS

Year	W-L	GP-GS	MP	FG-FGA	Pct	3P-A	Pct	FT-FTA	Pct	Off-Def	Reb – Avg	PF-DQ	Ast	TO	Blk	Stl	Pts – Avg
2022-23	30-4	34-1	471	49-133	.368	17-68	.250	10-19	.526	30-54	84 – 2.5	36-0	19	19	5	22	125 – 3.7
2023-24	11-0	10-0	196	22-57	.386	6-21	.286	10-19	.526	23-27	50 – 5.0	13-0	8	4	5	10	60 – 6.0
Totals	41-4	44-1	667	71-190	.374	23-89	.258	20-38	.526	53-81	134 – 3.0	49-0	27	23	10	32	185 – 4.2

ARCENEUX's 2022-23 GAME-BY-GAME (30-4 • 15-1 American)

Opponent	Date	GS	Min	FG-A	3FG-A	FT-A	Off-Def	Tot	PF	A	TO	Blk	Stl	Pts
HOFFSTRA	11/9/21	DNP – Coach's Decision												
NORTHERN COLORADO	11/7/22		16:56	3-5	1-3	0-0	2-2	4	0	0	1	0	2	7
vs. Saint Joseph's	11/11/22		10:40	1-5	0-3	1-2	0-3	3	2	0	0	0	0	3
ORAL ROBERTS	11/14/22		22:14	4-7	3-6	3-6	1-4	5	0	0	0	1	1	14
TEXAS SOUTHERN	11/16/22		15:18	2-5	1-4	1-1	3-2	5	0	0	0	0	1	6
at rv/rv Oregon	11/20/22		19:10	6-11	3-5	0-1	3-2	5	1	1	0	0	3	15
KENT STATE	11/26/22		17:46	0-2	0-1	0-0	0-6	6	1	1	0	0	0	0
NORFOLK STATE	11/29/22		23:43	3-8	1-4	0-0	0-3	3	2	0	1	1	0	7
vs. –/rv Saint Mary's (Calif.)	12/3/22		12:58	1-2	0-0	0-0	1-3	4	1	0	1	0	0	2
NORTH FLORIDA	12/6/22		22:10	1-6	0-2	0-0	1-5	6	0	1	1	0	1	2
#8/10 ALABAMA	12/10/22		8:11	0-1	0-1	0-0	0-1	1	0	0	1	0	0	0
NORTH CAROLINA A&T	12/13/22		17:52	1-6	1-6	0-0	1-1	2	4	3	4	0	2	3
at #2/2 Virginia	12/17/22		DNP – Coach's Decision											
MCNEESE	12/21/22		17:08	3-6	1-3	0-0	1-3	4	1	2	1	0	0	7
* at Tulsa	12/28/22		12:59	4-5	1-2	0-0	0-3	3	0	1	0	0	2	9
* UCF	12/31/22		DNP – Coach's Decision											
* SMU	1/5/23		19:01	4-9	1-3	1-2	3-2	5	1	0	1	1	0	10
* at Cincinnati	1/8/23		13:51	2-2	0-0	0-0	1-0	1	0	1	0	1	1	4
* SOUTH FLORIDA	1/11/23		16:57	0-4	0-2	0-0	3-0	3	2	1	0	0	2	0
* at Tulane	1/17/23		3:44	0-1	0-0	0-0	0-0	0	0	1	0	0	0	0
* TEMPLE	1/22/23		3:27	0-1	0-0	0-0	0-0	0	1	0	0	0	0	0
* at UCF	1/25/23		11:49	1-3	0-1	0-0	0-0	0	0	0	1	0	0	2
* CINCINNATI	1/28/23		11:10	1-2	0-1	0-0	0-2	2	0	0	0	1	2	2
* at Wichita State	2/2/23		11:21	1-3	1-3	0-0	0-0	0	1	0	0	0	0	3
* at Temple	2/5/23		2:09	0-0	0-0	0-0	0-0	0	0	0	1	0	0	0
* TULSA	2/8/23		16:14	2-5	1-3	0-0	1-1	2	2	2	1	0	0	5
* at SMU	2/16/23		DNP – Injury											
* MEMPHIS	2/19/23		8:55	1-3	0-2	0-0	0-1	1	0	0	0	0	2	2
* TULANE	2/22/23		11:51	0-2	0-2	0-0	0-2	2	1	2	0	0	0	0
* at East Carolina	2/25/23		11:09	0-1	0-1	0-0	0-2	2	3	0	0	0	0	0
* WICHITA STATE	3/2/23		14:43	1-3	0-0	0-0	2-1	3	1	2	0	0	2	2
* at Memphis	3/5/23		1:44	1-1	0-0	0-1	0-0	0	2	0	1	0	0	2
vs. (9) East Carolina	3/10/23		14:17	1-5	1-2	0-0	0-1	1	1	0	1	0	0	3
vs. (4) Cincinnati	3/11/23		27:41	1-5	0-2	2-3	2-1	3	2	0	1	0	0	4
vs. (2) Memphis	3/12/23	*	35:22	3-10	1-4	2-3	3-0	3	3	1	2	0	0	9
vs. (16) Northern Kentucky	3/16/23		11:38	1-4	0-2	0-0	1-3	4	2	0	0	0	1	2
vs. (9) Auburn	3/18/23		4:45	0-0	0-0	0-0	1-0	1	1	0	0	0	0	0
vs. #16/15 (5) Miami (Fla.)	3/24/23		2:36	0-0	0-0	0-0	0-0	0	1	0	0	0	0	0



#4 L.J. CRYER

Guard

6-1 • 195 • Senior-TR

Katy, Texas (Morton Ranch HS)

Integrated Studies

Instagram X Ijcryer

CAREER HIGHS

Points

24, vs. Montana (11/24/23)
30, vs. rv/#22 Creighton (3/19/23)

Field Goals Made

9, vs. Montana (11/24/23)
9, vs. Stetson (11/13/23)
13, vs. rv/#22 Creighton (3/19/23)

Field Goal Attempts

16, at Xavier (12/1/23)
16, vs. Montana (11/24/23)
22, vs. rv/#22 Creighton (3/19/23)

3-Point Field Goals Made

5, done four times; Most recently
at #21/19 BYU (1/23/24)
8, vs. West Virginia (2/13/23)

3-Point Field Goal Attempts

12, at Xavier (12/1/23)
12, vs. Montana (11/24/23)
12, vs. Norfolk State (11/11/22)

Free Throws Made

6, vs. Jackson State (12/9/23)
6, vs. #17/17 TCU (1/4/23)

Free Throw Attempts

7, vs. Jackson State (12/9/23)
7, at Texas Tech (1/17/23)

Rebounds

5, at rv/rv TCU (1/13/24)
5, at #10/10 Texas (1/30/23)
5, vs. Northwestern State (12/20/22)

Offensive Rebounds

3, at #21/19 BYU (1/23/24)
2, at Oklahoma State (2/27/23)
2, at #14/16 Kansas State (2/21/23)

Defensive Rebounds

4, done four times; Most recently
at rv/rv TCU (1/13/24)
5, vs. Northwestern State (12/20/22)

Assists

4, vs. Penn (12/30/23)
4, vs. Texas A&M-Corpus Christi (11/11/23)
6, at #14/16 Kansas State (2/21/23)
6, vs. Central Arkansas (11/17/21)

Steals

4, vs. UCF (1/20/24)
4, vs. Norfolk State (11/11/22)

Blocked Shots

1, at rv/rv TCU (1/13/24)
1, vs. McNeese (11/23/22)
1, vs. Kansas State (1/25/22)

Minutes Played

36:53, vs. rv/rv Texas A&M (12/16/23)
40, at Oklahoma State (1/27/23)
Accomplished at Baylor

HONORS

- 2023 Shriners Children's Charleston Classic Most Valuable Player
- John R. Wooden Award Midseason Top 25 Watch List
- Lute Olson Award Mid-Season Watch List

PRESEASON HONORS

- Wooden Award Preseason Watch List
- Jersey Mike's Naismith Trophy Preseason Watch List
- Jerry West Award Preseason Watch List
- Preseason All-Big 12 Team

SENIOR (2023-24)

Made his Houston debut in season-opening win over ULM inside Fertitta Center... Finished with nine points, two rebounds and a pair of assists against the Warhawks (11/6)... Scored 15 points with three rebounds, three steals and two assists in win over Texas A&M-Corpus Christi (11/11)... Led all players with 21 points on 9-of-15 shooting and posted

two assists with two steals in home win over Stetson (11/13)... Finished with a game-high 18 points and tied for game-high honors with three 3-pointers in win over Towson in Shriners Children's Charleston Classic First Round (11/16)... Totaled 14 points with four 3-pointers and grabbed three rebounds with three assists in win over Utah during Shriners Children's Charleston Classic Semifinals... Drained three of his treys in a critical stretch after Utah erased a 14-point deficit and tied the game late in the second half (11/17)... Led all players with 18 points and four 3-pointers in win over Dayton in Shriners Children's Charleston Title Game... Named the tournament's Most Valuable Player... Posted a game-high 24 points and five 3-pointers with four rebounds and three assists in home win over Montana (11/24)... Led all players with 23 points and five 3-pointers in win at Xavier (12/1)... Paced Houston with 15 points and five 3-pointers in home win over Rice... Added two rebounds, two assists and a steal against the Owls (12/6)... Finished with 21 points with three 3-pointers and added three rebounds with an assist and steal in home win over Jackson State (12/9)... Posted 17 points with four 3-pointers in win over rv/rv Texas A&M in The Halal Guys Showcase inside Toyota Center (12/16)... Led all players with 16 points and added two rebounds with a game-high-tying four assists in home win over Penn... Moved past 1,000 points in his collegiate career with a 3-pointer with 14:15 left in first half against the Quakers (12/30)... Led all players with 20 points on 7-of-12 shooting and 4-of-7 from the arc in Big 12-opening win over West Virginia... Added three rebounds with two steals and an assist against the Mountaineers (1/6)... Led all players with 16 points and four 3-pointers in home win over UCF (1/20)... Topped all players with 23 points on 7-of-14 shooting, including 5-of-9 from the arc, and grabbed four rebound with an assist in win at #21/19 BYU (1/23).

2023-24 GAME-by-GAME STATISTICS (17-2 • 4-2 Big 12)

Date	Opponent	GS	Min	FG-A	3FG-FGA	FT-FTA	OR-DR	Tot	PF	A	TO	Blk	Stl	Pts
11/6/23	ULM	*	29:53	3-13	1-9	2-2	1-1	2	2	2	1	0	1	9
11/11/23	TEXAS A&M-CORPUS CHRISTI	*	30:03	4-13	2-7	5-5	1-2	3	1	3	1	0	2	15
11/13/23	STETSON	*	32:18	9-15	3-6	0-0	0-1	1	2	2	1	0	2	21
11/16/23	vs. Towson	*	26:11	6-14	3-7	3-3	2-1	3	3	2	0	0	1	18
11/17/23	vs. Utah	*	33:08	5-14	4-9	0-0	0-3	3	2	3	0	0	1	14
11/19/23	vs. Dayton	*	29:34	6-14	4-8	2-2	0-2	2	3	1	1	0	0	18
11/24/23	MONTANA	*	32:09	9-16	5-12	1-1	0-4	4	1	3	0	0	0	24
12/1/23	at Xavier	*	38:08	8-16	5-12	2-2	0-4	4	2	0	1	0	0	23
12/6/23	RICE	*	23:39	5-11	5-10	0-0	0-2	2	2	2	0	0	1	15
12/9/23	JACKSON STATE	*	29:42	6-15	3-8	6-7	2-1	3	1	1	0	0	1	21
12/16/23	vs. rv/rv Texas A&M	*	36:53	5-15	4-10	3-3	1-2	3	0	1	2	0	0	17
12/21/23	TEXAS STATE	*	31:09	4-12	1-5	0-1	1-1	2	0	3	1	0	1	9
12/30/23	PENN	*	30:09	7-13	2-3	0-2	1-1	2	0	4	1	0	1	16
1/6/24	* WEST VIRGINIA	*	30:47	7-12	4-7	2-2	1-2	3	1	1	0	1	2	20
1/9/24	* at rv/rv Iowa State	*	30:32	2-9	1-6	0-0	0-2	2	3	2	3	0	1	5
1/13/24	* at rv/rv TCU	*	36:46	2-14	1-7	0-0	1-4	5	1	1	1	1	2	5
1/17/24	* #25/25 TEXAS TECH	*	34:22	3-8	2-4	0-0	0-2	2	2	2	0	0	1	8
1/20/24	* UCF	*	33:13	6-14	4-10	0-0	0-2	2	2	2	1	0	4	16
1/23/24	* at #21/19 BYU	*	36:31	7-14	5-9	4-4	3-1	4	1	1	0	0	1	23
1/27/24	* rv/rv KANSAS STATE	---	---	---	---	---	---	---	---	---	---	---	---	---
1/29/24	* at Texas	---	---	---	---	---	---	---	---	---	---	---	---	---
2/3/24	* at Kansas	---	---	---	---	---	---	---	---	---	---	---	---	---
2/6/24	* OKLAHOMA STATE	---	---	---	---	---	---	---	---	---	---	---	---	---
2/10/24	* at Cincinnati	---	---	---	---	---	---	---	---	---	---	---	---	---
2/17/24	* TEXAS	---	---	---	---	---	---	---	---	---	---	---	---	---
2/19/24	* IOWA STATE	---	---	---	---	---	---	---	---	---	---	---	---	---
2/24/24	* at Baylor	---	---	---	---	---	---	---	---	---	---	---	---	---
2/27/24	* CINCINNATI	---	---	---	---	---	---	---	---	---	---	---	---	---
3/2/24	* at Oklahoma	---	---	---	---	---	---	---	---	---	---	---	---	---
3/6/24	* at UCF	---	---	---	---	---	---	---	---	---	---	---	---	---
3/9/24	* KANSAS	---	---	---	---	---	---	---	---	---	---	---	---	---

CAREER STATISTICS

Year	W-L	GP-GS	MP	FG-FGA	Pct	3P-A	Pct	FT-FTA	Pct	Off-Def	Reb - Avg	PF-DQ	Ast	TO	Blk	Stl	Pts - Avg
2020-21 (at BU)	19-1	20-0	197	21-55	.382	16-44	.364	9-14	.643	3-8	11 - 0.6	7-0	15	9	0	10	67 - 3.4
2021-22 (at BU)	16-3	19-3	491	88-185	.476	52-111	.468	28-36	.778	2-27	29 - 1.5	25-0	32	33	1	15	256 - 13.5
2022-23 (at BU)	21-10	31-31	1,000	163-360	.453	80-193	.415	59-66	.894	7-57	64 - 2.1	44-0	63	48	1	15	465 - 15.0
2023-24	17-2	19-19	605	104-252	.413	59-149	.396	30-34	.882	14-38	52 - 2.7	29-0	36	14	2	22	297 - 15.6
UH Totals	17-2	19-19	605	104-252	.413	59-149	.396	30-34	.882	14-38	52 - 2.7	29-0	36	14	2	22	297 - 15.6
BU Totals	56-14	70-34	1,688	272-600	.453	148-348	.425	96-116	.828	12-92	104 - 1.5	76-0	110	90	2	30	788 - 11.3
Totals	73-16	89-53	2,296	376-852	.441	207-497	.416	126-150	.840	26-130	156 - 1.8	105-0	146	105	4	62	1,085 - 12.2

CRYER's 2022-23 GAME-BY-GAME (21-10 • 11-6 Big 12 at Baylor)

Opponent	GS	Min	FG-A	3FG-A	FT-A	O-D-T	PF	A	TO	Blk	Stl	Pts
MISSISSIPPI VALLEY ST.	*	20	5-11	3-8	3-3	0-1-1	3	1	2	0	1	16
NORFOLK STATE	*	28	2-13	2-12	1-1	0-1-1	0	4	2	0	4	7
NORTHERN COLORADO	*	32	8-16	4-9	0-0	0-4-4	2	2	1	0	1	20
vs. #16/14 Virginia	*	31	8-12	3-5	0-0	0-0-0	1	4	0	0	0	19
vs. #8/7 UCLA	*	35	10-18	4-8	4-4	0-4-4	4	1	3	0	2	28
McNEESE	*	26	7-13	2-6	0-0	0-3-3	3	2	3	1	0	16
at Marquette	*	35	7-14	3-6	2-2	0-1-1	0	3	3	0	1	19
vs. #14/12 Gonzaga	*	26	3-7	0-1	1-2	0-3-3	1	0	3	0	0	7
TARLETON	DNP											
vs. Washington State	*	30	2-7	2-5	0-0	0-1-1	2	2	1	0	0	6
NORTHWESTERN STATE	*	36	4-13	3-10	0-0	0-5-5	1	3	2	0	0	11
NICHOLLS	DNP											
* at Iowa State	DNP											
#17/17 TCU	*	34	3-9	1-5	6-6	0-1-1	1	2	3	0	0	13
* KANSAS STATE	*	30	1-5	0-3	2-3	0-1-1	1	3	1	0	1	4
* at West Virginia	*	33	5-8	1-3	2-2	0-2-2	3	2	2	0	0	13
* OKLAHOMA STATE	*	35	6-9	4-5	0-0	0-2-2	0	2	1	0	0	16
* at Texas Tech	*	30	5-7	4-4	4-7	0-4-4	4	1	0	0	0	18
* at Oklahoma	*	31	2-11	0-2	2-2	0-0-0	0	1	1	0	1	6
* #9/9 KANSAS	*	38	8-16	5-11	1-2	1-1-2	2	2	2	0	0	22
* ARKANSAS	*	36	6-13	2-4	6-6	1-1-2	2	1	2	0	0	20
* at #10/10 Texas	*	37	7-17	3-6	2-2	0-5-5	1	2	1	0	1	19
* TEXAS TECH	*	31	2-8	0-4	2-2	0-1-1	2	4	0	0	0	6
* OKLAHOMA	*	15	3-7	1-4	0-0	0-2-2	0	1	0	0	0	7
* at #17/19 TCU	*	36	8-11	4-6	3-3	1-2-3	0	2	1	0	1	23
* WEST VIRGINIA	*	35	8-12	8-11	2-2	0-1-1	2	0	2	0	0	26
* at #5/7 Kansas	*	38	5-14	3-7	2-2	0-2-2	0	0	1	0	0	15
* at #14/16 Kansas State	*	35	6-11	4-7	0-0	2-1-3	1	6	0	0	1	16
#8/8 TEXAS	*	35	2-7	1-4	4-4	0-3-3	0	4	3	0	1	9
* at Oklahoma State	*	40	5-15	3-10	2-2	2-1-3	3	2	2	0	0	15
* IOWA STATE	*	34	3-11	2-5	5-5	0-1-1	1	2	2	0	0	13
vs. Iowa State	*	36	3-10	3-5	1-1	0-1-1	1	2	3	0	0	10
vs. UC Santa Barbara	*	29	6-13	1-6	2-2	0-0-0	1	1	0	0	0	15
vs. Creighton	*	34	13-22	4-11	0-1	0-2-2	3	1	1	0	0	30

CRYER's 2020-21 GAME-BY-GAME (19-1 • 8-1 Big 12 at Baylor)

Opponent	GS	Min	FG-A	3FG-A	FT-A	O-D-T	PF	A	TO	Blk	Stl	Pts
vs. Louisiana		15	6-9	5-7	0-0	0-2-2	0	1	0	0	2	17
vs. Washington		10	0-0	0-0	0-0	0-0-0	1	0	0	0	0	0
vs. #5/10 Illinois	DNP											
STEPHEN F. AUSTIN		18	1-3	1-3	3-4	1-1-2	2	3	1	0	1	6
* at Kansas State		19	3-5	2-4	0-0	0-1-1	0	3	1	0	1	8
ARKANSAS-PINE BLUFF		24	4-7	4-6	3-4	0-0-0	2	2	0	0	2	15
CENTRAL ARKANSAS		22	3-8	1-5	0-0	0-0-0	0	2	1	0	1	7
ALCORN STATE		19	0-6	0-5	2-4	0-2-2	1	2	4	0	1	2
* IOWA STATE	DNP											
* OKLAHOMA		9	1-1	1-1	0-0	0-2-2	0	0	0	0	0	3
* at TCU		5	0-0	0-0	0-0	0-0-0	0	0	0	0	0	0
* at #15/15 Texas Tech		2	0-0	0-0	0-0	0-0-0	0	0	0	0	0	0
* #9/9 KANSAS	DNP											
* at rv/rv Oklahoma State		7	1-4	1-4	0-0	0-0-0	0	0	0	0	0	0
* KANSAS STATE		17	1-3	1-2	0-0	0-1-1	0	2	1	0	1	3
AUBURN		6	0-0	0-0	0-0	0-0-0	0	0	0	0	0	0
* at #6/6 Texas	DNP											
* IOWA STATE		10	1-3	0-2	0-0	0-0-0	0	0	1	0	0	2
* at #17/19 Kansas		7	0-0	0-0	0-0	0-0-0	1	0	0	0	1	0
* #6/5 WEST VIRGINIA	DNP											
* #17/17 OKLAHOMA STATE	DNP											
* #18/18 TEXAS TECH		2	0-1	0-0	0-0	0-0-0	0	0	0	0	0	0
vs. Kansas State	DNP											
vs. #12/14 Oklahoma State	DNP											
vs. Hartford		5	0-3	0-3	1-2	1-1-2	0	0	0	0	0	1
vs. rv/- Wisconsin		1	0-0	0-0	0-0	0-0-0	0	0	0	0	0	0
vs. #18/17 Villanova	DNP											
vs. #10/10 Arkansas	DNP											
vs. #6/6 Houston		2	0-1	0-1	0-0	0-0-0	0	0	0	0	0	0
vs. #1/1 Gonzaga		1	0-1	0-1	0-0	0-0-0	0	0	0	0	0	0

CRYER's 2021-22 GAME-BY-GAME (16-3 • 6-3 Big 12 at Baylor)

Opponent	GS	Min	FG-A	3FG-A	FT-A	O-D-T	PF	A	TO	Blk	Stl	Pts
UIW		22	5-10	2-6	1-1	0-2-2	2	3	2	0	0	13
NICHOLLS		24	7-9	5-6	1-1	0-2-2	3	2	0	0	2	20
CENTRAL ARKANSAS		22	9-15	2-5	0-0	0-2-2	0	6	0	0	2	20
STANFORD	*	32	8-12	5-9	0-0	1-3-4	1	1	1	0	1	21
vs. Arizona State		25	6-12	3-5	0-0	0-4-4	4	1	1	0	0	15
vs. VCU		25	1-6	0-3	4-6	0-0-0	1	2	4	0	1	6
vs. rv/rv Michigan State		26	3-7	2-5	0-0	0-1-1	0	0	1	0	0	1
ARKANSAS-PINE BLUFF		24	7-14	4-9	2-4	0-1-1	0	1	2	0	0	20
#6/6 VILLANOVA		23	2-6	2-5	2-2	0-1-1	1	0	1	0	0	8
at Oregon		28	2-8	1-4	0-2	0-1-1	0	4	1	0	2	5
ALCORN STATE	DNP											
NORTHWESTERN STATE	DNP											
* at #8/8 Iowa State		20	5-8	3-5	0-0	0-1-1	1	0	2	0	3	13
* rv/rv OKLAHOMA		16	1-5	1-4	2-2	0-0-0	0	1	3	0	0	5
* at TCU		28	5-10	4-7	1-3	1-2-3	2	2	0	0	0	15
* #19/19 TEXAS TECH		29	4-9	2-4	0-0	0-0-0	1	0	4	0	1	10
* OKLAHOMA STATE		32	5-12	4-9	2-4	0-1-1	1	2	1	0	1	18
* at rv/rv West Virginia*		34	8-16	5-9	4-4	0-2-2	4	1	1	0	0	25
* at rv/rv Oklahoma		28	4-9	2-4	4-4	0-2-2	1	0	3	0	0	14
* KANSAS STATE	*	28	4-12	3-8	3-3	0-2-2	1	4	6	1	0	16
at rv/rv Alabama	DNP											
* WEST VIRGINIA	DNP											
* at 10/10 Kansas	DNP											
* at Kansas State	DNP											
* TEXAS	DNP											
* at 11/11 Texas Tech		15	2-5	2-4	0-0	0-0-0	0	1	0	0	0	6
* TCU	DNP											
* at Oklahoma State	DNP											
* #5/5 KANSAS	DNP											
* at #21/21 Texas	DNP											
* -/rv IOWA STATE	DNP											
vs. Oklahoma	DNP											
vs. Norfolk State	DNP											
vs. North Carolina	DNP											



#11 DAMIAN DUNN

Guard

6-5 • 205 • Senior-TR

Kinston, N.C. (Meadowcreek [Ga.]/Temple)

'23 Temple graduate in

Communications & Media Studies

Postbaccalaureate work at UH in '23-24

Instagram: d.dunn2 X: Dam1anKD

CAREER HIGHS

Points

18, vs. ULM (11/6/23)
38, vs. Vanderbilt (11/15/22)

Field Goals Made

5, at rv/rv TCU (1/13/24)
5, vs. Rice (12/6/23)
5, vs. ULM (11/6/23)
13, vs. Vanderbilt (11/15/22)

Field Goal Attempts

11, vs. Penn (12/30/23)
11, vs. Rice (12/6/23)
21, at Cincinnati (2/22/23)

3-Point Field Goals Made

3, vs. ULM (11/6/23)
7, vs. Vanderbilt (11/15/22)

3-Point Field Goal Attempts

5, vs. West Virginia (1/6/24)
5, vs. ULM (11/6/23)
11, at Cincinnati (2/22/23)

Free Throws Made

6, at rv/rv TCU (1/13/24)
18, vs. Wagner (11/7/22)

Free Throw Attempts

9, vs. ULM (11/6/23)
18, at Cincinnati (2/22/23)
18, vs. Wagner (11/7/22)

Rebounds

6, vs. Penn (12/30/23)
9, vs. South Florida (3/6/22)

Offensive Rebounds

2, done four times; Most recently
vs. #25/25 Texas Tech (1/17/24)
4, at Wichita State (2/7/21)

Defensive Rebounds

4, vs. #25/25 Texas Tech (1/17/24)
4, vs. Penn (12/30/23)
7, vs. South Florida (3/6/22)

Assists

3, at rv/rv TCU (1/13/24)
8, at Memphis (2/12/23)

Steals

3, vs. Penn (12/30/23)
3, at Tulsa (1/12/22)

Blocked Shots

2, vs. West Virginia (1/6/24)
2, vs. Villanova (11/11/22)

Minutes Played

29:27, vs. Dayton (11/19/23)
43, vs. Wagner (11/7/22)

Accomplished at Temple

SENIOR (2023-24)

Made his Houston debut in season-opening win over ULM inside Fertitta Center... Scored 14 straight points in the first half on the way to 18

points... Drained three 3-pointers and added three rebounds and a steal against the Warhawks (11/6)... Posted 15 points on 6-of-11 shooting and added three 3-pointers with three rebounds and a steal in home win over Stetson (11/13)... Made his first start as a Cougar against Towson in Shriners Children's Charleston Classic First Round (11/16)... Finished with 10 points on 5-of-11 shooting and grabbed three rebounds in home win over Rice (12/6)... Posted 11 points with six rebounds, including two offensive boards, and added three steals in home win over Penn (12/30)... Scored 14 points with three rebounds in Big 12-opening win over West Virginia (1/6)... Finished with 17 points on 5-of-8 shooting and added four rebounds with three assists at rv/rv TCU (1/13)... Scored 10 points with a pair of 3-pointers in road win at #21/19 BYU (1/23).

2023-24 GAME-by-GAME STATISTICS (17-2 • 4-2 Big 12)

Date	Opponent	GS	Min	FG-A	3FG-FGA	FT-FTA	OR-DR	Tot	PF	A	TO	Blk	Stl	Pts
11/6/23	ULM		17:36	5-8	3-5	5-9	2-1	3	1	0	1	0	1	18
11/11/23	TEXAS A&M-CORPUS CHRISTI		10:21	1-4	0-1	3-6	1-0	1	1	0	0	0	2	5
11/13/23	STETSON		20:37	6-11	3-4	0-0	2-1	3	1	0	2	0	1	15
11/16/23	vs. Towson	*	24:08	0-8	0-2	0-0	0-1	1	0	1	2	0	2	0
11/17/23	vs. Utah	*	24:16	2-4	0-1	3-4	1-2	3	3	1	0	0	0	7
11/19/23	vs. Dayton	*	29:27	3-9	1-3	2-2	1-1	2	1	1	1	1	2	9
11/24/23	MONTANA	*	19:03	3-8	0-2	2-3	2-0	2	3	0	0	0	0	8
12/1/23	at Xavier		14:03	0-5	0-1	3-6	0-2	2	1	0	0	0	0	3
12/6/23	RICE		24:11	5-11	0-3	0-0	1-2	3	2	0	0	0	1	10
12/9/23	JACKSON STATE		15:59	2-8	0-3	1-2	1-0	1	1	1	1	0	0	5
12/16/23	vs. rv/rv Texas A&M		15:43	0-1	0-1	1-2	0-1	1	1	1	3	0	0	1
12/21/23	TEXAS STATE		21:35	2-4	0-0	2-4	1-2	3	3	0	5	0	2	6
12/30/23	PENN		20:44	4-11	1-2	2-2	2-4	6	4	0	2	0	3	11
1/6/24	* WEST VIRGINIA		22:46	4-8	2-5	4-4	0-3	3	3	1	0	2	0	14
1/9/24	* at rv/rv Iowa State		10:41	1-3	0-2	0-0	0-1	1	1	0	2	0	0	2
1/13/24	* at rv/rv TCU		29:02	5-8	1-2	6-8	1-3	4	3	3	2	0	1	17
1/17/24	* #25/25 TEXAS TECH		28:06	2-6	1-2	0-0	2-2	4	0	0	0	0	2	5
1/20/24	* UCF		11:59	0-2	0-0	0-0	0-2	2	3	0	1	0	0	0
1/23/24	* at #21/19 BYU		16:02	3-6	2-4	2-3	0-0	0	2	0	1	0	1	10
1/27/24	* rv/rv KANSAS STATE	---	---	---	---	---	---	---	---	---	---	---	---	---
1/29/24	* at Texas	---	---	---	---	---	---	---	---	---	---	---	---	---
2/3/24	* at Kansas	---	---	---	---	---	---	---	---	---	---	---	---	---
2/6/24	* OKLAHOMA STATE	---	---	---	---	---	---	---	---	---	---	---	---	---
2/10/24	* at Cincinnati	---	---	---	---	---	---	---	---	---	---	---	---	---
2/17/24	* TEXAS	---	---	---	---	---	---	---	---	---	---	---	---	---
2/19/24	* IOWA STATE	---	---	---	---	---	---	---	---	---	---	---	---	---
2/24/24	* at Baylor	---	---	---	---	---	---	---	---	---	---	---	---	---
2/27/24	* CINCINNATI	---	---	---	---	---	---	---	---	---	---	---	---	---
3/2/24	* at Oklahoma	---	---	---	---	---	---	---	---	---	---	---	---	---
3/6/24	* at UCF	---	---	---	---	---	---	---	---	---	---	---	---	---
3/9/24	* KANSAS	---	---	---	---	---	---	---	---	---	---	---	---	---

CAREER STATISTICS

Year	W-L	GP-GS	MP	FG-FGA	Pct	3P-A	Pct	FT-FTA	Pct	Off-Def	Reb - Avg	PF-DQ	Ast	TO	Blk	Stl	Pts - Avg
2019-20 (at TU)	0-1	1-0	18	0-4	.000	0-1	.000	1-2	.500	3-1	4-4.0	0-0	0	2	0	0	1-1.0
2020-21 (at TU)	4-9	13-12	363	46-138	.333	5-27	.185	79-103	.767	15-40	55-4.2	36-3	29	36	1	5	176-13.5
2021-22 (at TU)	16-11	27-26	821	125-317	.394	31-103	.301	121-145	.834	24-90	114-4.2	61-2	54	76	6	25	402-14.9
2022-23 (at TU)	15-16	31-20	1,011	138-336	.411	48-138	.348	149-183	.814	19-86	115-3.7	65-2	93	88	6	21	473-15.3
2023-24	17-2	19-4	376	48-125	.384	14-43	.326	36-55	.655	17-28	45-2.4	34-0	9	23	3	18	146-7.7
UH Totals	17-2	19-4	376	48-125	.384	14-43	.326	36-55	.655	17-28	45-2.4	34-0	9	23	3	18	146-7.7
TU Totals	36-37	72-58	2,213	309-795	.389	84-269	.312	350-433	.808	61-227	288-4.0	162-7	176	202	13	51	1,052-14.6
Totals	52-39	91-62	2,592	357-920	.388	98-312	.314	386-488	.791	78-255	333-3.7	196-7	185	225	16	69	1,198-13.2

DUNN's 2022-23 GAME-BY-GAME (15-16 • 9-8 American at Temple)

Opponent	GS	Min	FG-A	3FG-A	FT-A	O-D-T	PF	A	TO	Blk	Stl	Pts
WAGNER	*	43	5-9	1-3	18-18	1-3-4	4	3	3	0	1	29
VILLANOVA	*	35	8-14	2-5	4-4	0-0-0	3	0	0	2	1	22
VANDERBILT	*	42	13-18	7-9	5-6	2-1-3	2	2	5	0	0	38
vs. Rutgers	*	28	1-6	1-3	4-4	2-5-7	5	1	8	0	0	7
vs. St. John's	*	36	3-12	1-6	4-5	0-6-6	2	2	6	0	0	11
vs. Richmond	*	14	0-4	0-2	1-2	0-1-1	2	0	1	0	0	1
DREXEL	*	35	3-9	0-1	3-3	0-1-1	2	3	2	0	0	9
at La Salle	*	37	6-13	0-3	5-7	1-5-6	3	6	1	0	0	17
VCU	*	37	6-10	0-2	5-6	1-3-4	4	3	5	1	1	17
SAINT JOSEPH's	*	39	2-8	2-4	0-1	0-3-3	0	6	3	0	2	6
at Penn	*	34	3-9	1-5	1-2	1-3-4	1	4	3	0	0	8
at Mississippi	*	28	5-13	0-2	6-7	0-4-4	4	2	3	0	0	16
MARYLAND BERNARDINE	*	14	3-5	1-2	3-3	0-1-1	1	2	1	1	0	10
* EAST CAROLINA	DNP											
* CINCINNATI	23	1-6	0-2	4-4	2-3-5	1	3	4	0	1	6	
* at South Florida	28	5-10	0-1	9-10	0-5-5	2	1	4	1	1	19	
* TULANE	27	6-14	2-7	2-5	0-4-4	0	3	0	0	0	16	
* at Tulsa	12	5-6	2-2	0-0	1-0-1	3	3	1	0	0	12	
* MEMPHIS	34	5-11	3-5	10-11	0-5-5	3	2	2	0	1	23	
* EAST CAROLINA	33	3-8	0-2	16-18	0-5-5	1	4	1	0	0	22	
* at Houston	30	3-12	3-8	7-8	0-4-4	1	3	1	0	0	16	
* SOUTH FLORIDA	36	4-11	2-7	5-6	1-6-7	1	2	5	0	1	15	
* at UCF	37	3-8	1-2	1-2	2-1-3	0	4	3	0	1	8	
* HOUSTON	33	3-9	3-7	0-1	0-2-2	2	4	5	0	2	9	
* at SMU	34	4-11	1-5	2-5	1-4-5	3	6	4	1	1	11	
* at Memphis	39	3-11	1-3	2-2	0-0-0	5	8	4	0	1	9	
* WICHITA STATE	37	3-13	3-5	5-6	0-1-1	2	4	3	0	0	14	
* TULSA	33	9-13	4-5	2-2	0-3-3	3	2	2	0	1	24	
* at Cincinnati	42	9-21	4-11	12-14	0-3-3	1	3	1	0	2	34	
* UCF	39	3-10	0-4	5-8	0-6-6	0	4	2	0	1	11	
* at Tulane	40	7-16	2-7	5-9	2-3-5	2	2	2	0	2	21	
vs. Cincinnati	32	4-16	1-8	3-4	2-5-7	2	1	3	0	1	12	

DUNN's 2020-21 GAME-BY-GAME (4-9 • 3-8 American at Temple)

Opponent	GS	Min	FG-A	3FG-A	FT-A	O-D-T	PF	A	TO	Blk	Stl	Pts
NJIT	*	37	4-12	0-1	10-13	3-4-7	1	5	4	0	0	18
* at Houston	*	28	0-4	0-1	7-8	1-4-5	5	1	6	0	1	7
* SMU	*	21	5-8	1-3	4-5	1-3-4	5	1	2	0	0	15
* MEMPHIS	Canceled											
* at SMU	*	35	4-17	0-2	9-11	1-2-3	4	5	2	0	0	17
* UCF	*	36	6-14	2-3	6-8	1-3-4	1	2	4	0	0	20
* at Tulane	*	32	7-16	1-3	5-8	1-6-7	3	2	3	0	0	20
* HOUSTON	*	28	1-10	0-2	3-5	0-4-4	1	1	3	0	1	5
* TULSA	*	18	3-9	0-0	4-8	0-2-2	5	1	2	0	0	10
* TULANE	*	32	4-10	1-5	6-8	2-2-4	2	4	3	0	1	15
* CINCINNATI	*	30	3-10	0-0	10-13	0-4-4	3	3	3	0	1	16
* at Wichita State	*	32	5-14	0-3	12-12	4-3-7	1	3	0	0	1	22
* EAST CAROLINA	Canceled											
* at Cincinnati	*	12	0-3	0-2	0-0	0-1-1	2	0	1	0	0	0
* at East Carolina	Canceled											
* at Tulsa	DNP											
* SOUTH FLORIDA	DNP											
* at Memphis	Canceled											
* at South Florida	DNP											
* at UCF	Canceled											
* WICHITA STATE	Canceled											
vs. South Florida	*	22	4-11	0-2	3-4	1-2-3	3	1	3	1	0	11

DUNN's 2021-22 GAME-BY-GAME (16-11 • 9-6 American at Temple)

Opponent	GS	Min	FG-A	3FG-A	FT-A	O-D-T	PF	A	TO	Blk	Stl	Pts
MARYLAND BERNARDINE	*	35	6-13	1-4	5-5	0-4-4	1	2	1	0	1	18
USC	*	25	2-9	0-0	4-4	0-5-5	3	3	0	0	1	8
vs. Clemson	*	30	4-12	1-3	4-4	1-6-7	1	0	0	0	0	13
vs. Boise State	*	20	2-8	0-1	2-2	2-1-3	1	1	1	0	2	6
vs. Elon	*	24	1-5	0-0	2-3	0-2-2	2	1	4	1	2	4
DELAWARE	*	34	5-17	1-4	2-3	0-5-5	0	3	1	0	0	13
LA SALLE	*	30	7-11	1-2	1-3	0-6-6	1	4	3	0	2	16
PENN	*	37	9-15	1-3	8-10	1-5-6	3	4	1	1	1	27
at Vanderbilt	*	29	5-12	3-5	5-5	2-5-7	4	1	7	0	1	18
at Saint Joseph's	*	36	4-11	1-3	3-3	1-6-7	2	0	2	0	3	12
* UCF	*	35	3-12	1-8	3-4	0-3-3	1	0	3	0	2	10
DREXEL	Canceled											
DELAWARE STATE	*	28	6-14	2-5	4-4	3-4-7	1	5	0	0	0	18
at Villanova	Canceled											
* HOUSTON	*	33	4-9	2-5	4-6	1-1-2	3	5	7	1	1	14
* at UCF	*	35	5-11	2-4	4-4	0-4-4	2	3	2	0	0	16
* EAST CAROLINA	*	33	10-16	3-6	10-12	1-2-3	4	0	2	0	0	33
* at Tulsa	*	33	4-14	0-2	9-10	0-2-2	4	2	4	0	3	17
* WICHITA STATE	Canceled											
* CINCINNATI	*	37	5-15	1-5	7-9	2-4-6	1	1	4	1	0	18
* at SMU	*	38	6-17	2-7	2-2	1-4-5	1	2	2	0	0	16
* at East Carolina	*	38	5-12	3-5	13-15	1-1-2	4	2	6	1	0	26
* TULSA	*	27	5-13	0-5	1-2	2-2-4	5	1	3	0	0	11
* at South Florida	*	33	4-14	1-4	2-2	0-3-3	4	4	3	0	0	11
* at Tulane	DNP											
* SMU	DNP											
* at Cincinnati	28	4-12	0-3	7-10	0-1-1	1	1	0	0	1	15	
* at Memphis	*	21	1-7	0-4	2-3	2-2-4	5	3	0	0	2	4
* TULANE	*	27	5-10	2-5	7-8	2-2-4	3	0	7	0	1	19
* at Houston	*	27	2-7	0-1	1-2	0-3-3	2	0	4	0	0	5
* SOUTH FLORIDA	*	29	8-13	2-6	9-10	2-7-9	1	5	2	1	1	27
vs. Tulane	*	19	3-8	1-3	0-0	0-0-0	1	1	4	0	1	7

DUNN's 2019-20 GAME-BY-GAME (0-1 • 0-1 American at Temple)

Opponent	GS	Min	FG-A	3FG-A	FT-A	O-D-T	PF	A	TO	Blk	Stl	Pts
* at Tulsa	18	0-4	0-1	1-2	3-1-4	0	0	2	0	0	1	

Missed the remainder of the season with a foot injury and received a medical redshirt



#20 RYAN ELVIN

Guard

6-1 • 170 • Senior-SQ

Round Rock, Texas (Cedar Ridge HS)

'23 UH graduate in Sports Administration

UH Graduate School – Management & Leadership in '23-24

ryanelvin12

CAREER HIGHS

Points

9, vs. Our Lady of the Lake (2/6/21)

Field Goals Made

3, vs. Our Lady of the Lake (2/6/21)

Field Goal Attempts

11, vs. Our Lady of the Lake (2/6/21)

3-Point Field Goals Made

3, vs. Our Lady of the Lake (2/6/21)

3-Point Field Goal Attempts

8, vs. Our Lady of the Lake (2/6/21)

Free Throws Made

2, vs. Texas Southern (11/16/22)

Free Throw Attempts

2, vs. Texas Southern (11/16/22)

Rebounds

2, vs. Our Lady of the Lake (2/6/21)

Offensive Rebounds

1, vs. SMU (1/5/22)

1, vs. Tulane (3/12/22)

Defensive Rebounds

2, vs. Our Lady of the Lake (2/6/21)

Assists

2, vs. Our Lady of the Lake (2/6/21)

Steals

1, vs. Tulane (2/22/23)

1, vs. North Florida (12/6/22)

1, vs. Norfolk State (11/29/22)

Blocked Shots

None

Minutes Played

23:30, vs. Our Lady of the Lake (2/6/21)

SENIOR (2023-24)

Made his season debut in season-opening win over ULM inside Fertitta Center... Finished with three points off a trey against the Warhawks (11/6).

2023-24 GAME-by-GAME STATISTICS (12-0 • 3-0 Big 12)

Date	Opponent	GS	Min	FG-A	3FG-FGA	FT-FTA	OR-DR	Tot	PF	A	TO	Blk	Stl	Pts
11/6/23	ULM		4:45	1-3	1-3	0-0	0-0	0	0	0	0	0	0	3
11/11/23	TEXAS A&M-CORPUS CHRISTI		2:47	0-1	0-1	0-0	0-1	1	0	0	1	0	0	0
11/13/23	STETSON		3:23	0-0	0-0	0-0	0-0	0	0	0	0	0	0	0
11/16/23	vs. Towson	DNP – Coach's Decision												
11/17/23	vs. Utah	DNP – Coach's Decision												
11/19/23	vs. Dayton		1:38	0-0	0-0	0-0	0-0	0	0	0	0	0	0	0
11/24/23	MONTANA		2:47	0-1	0-1	0-0	0-0	0	1	0	0	0	0	0
12/1/23	at Xavier	DNP – Coach's Decision												
12/6/23	RICE		2:38	1-1	0-0	0-0	0-0	0	0	0	0	0	0	2
12/9/23	JACKSON STATE		1:33	0-0	0-0	0-0	0-0	0	0	1	0	0	0	0
12/16/23	vs. rv/rv Texas A&M	DNP – Coach's Decision												
12/21/23	TEXAS STATE		2:52	0-0	0-0	0-0	0-0	0	0	0	0	0	0	0
12/30/23	PENN		2:44	0-1	0-1	0-0	0-0	0	0	0	0	0	0	0
1/6/24	* WEST VIRGINIA		2:34	0-2	0-0	0-0	0-1	1	0	1	0	0	0	0
1/9/24	* at rv/rv Iowa State	DNP – Coach's Decision												
1/13/24	* at rv/rv TCU	DNP – Coach's Decision												
1/17/24	* #25/25 TEXAS TECH		1:50	0-0	0-0	0-0	0-0	0	0	0	0	0	0	0
1/20/24	* UCF		2:41	0-0	0-0	0-0	0-0	0	0	0	0	0	0	0
1/23/24	* at #21/19 BYU	DNP – Coach's Decision												
1/27/24	* rv/rv KANSAS STATE	---	---	---	---	---	---	---	---	---	---	---	---	---
1/29/24	* at Texas	---	---	---	---	---	---	---	---	---	---	---	---	---
2/3/24	* at Kansas	---	---	---	---	---	---	---	---	---	---	---	---	---
2/6/24	* OKLAHOMA STATE	---	---	---	---	---	---	---	---	---	---	---	---	---
2/10/24	* at Cincinnati	---	---	---	---	---	---	---	---	---	---	---	---	---
2/17/24	* TEXAS	---	---	---	---	---	---	---	---	---	---	---	---	---
2/19/24	* IOWA STATE	---	---	---	---	---	---	---	---	---	---	---	---	---
2/24/24	* at Baylor	---	---	---	---	---	---	---	---	---	---	---	---	---
2/27/24	* CINCINNATI	---	---	---	---	---	---	---	---	---	---	---	---	---
3/2/24	* at Oklahoma	---	---	---	---	---	---	---	---	---	---	---	---	---
3/6/24	* at UCF	---	---	---	---	---	---	---	---	---	---	---	---	---
3/9/24	* KANSAS	---	---	---	---	---	---	---	---	---	---	---	---	---

CAREER STATISTICS

Year	W-L	GP-GS	MP	FG-FGA	Pct	3P-A	Pct	FT-FTA	Pct	Off-Def	Reb – Avg	PF-DQ	Ast	TO	Blk	Stl	Pts – Avg
2020-21	7-1	8-0	33	5-15	.333	5-12	.417	0-0	.000	0-3	3 – 0.4	2-0	2	1	0	0	15 – 1.9
2021-22	16-1	17-0	38	3-7	.429	2-6	.333	2-3	.667	1-0	1 – 0.1	4-0	1	0	0	0	10 – 0.6
2022-23	15-0	15-0	44	8-19	.421	5-12	.417	2-2	1.000	1-3	4 – 0.3	4-0	0	0	0	3	23 – 1.5
2023-24	12-0	12-0	32	2-9	.222	1-6	.167	0-0	.000	0-2	2 – 0.2	1-0	2	1	0	0	5 – 0.4
Totals	50-2	52-0	149	18-50	.360	13-36	.361	4-5	.800	2-8	10 – 0.2	11-0	5	2	0	3	53 – 1.0

ELVIN's 2022-23 GAME-BY-GAME (15-0 • 7-0 American)

Opponent	GS	Min	FG-A	3FG-A	FT-A	O-D-T	PF	A	TO	Blk	Stl	Pts
NORTHERN COLORADO	3:34	0-0	0-0	0-0	0-0	0-0-0	0	0	0	0	0	0
vs. Saint Joseph's	DNP – Coach's Decision											
ORAL ROBERTS	3:24	0-1	0-0	0-0	0-0	0-0-0	0	0	0	0	0	0
TEXAS SOUTHERN	3:36	0-0	0-0	0-0	2-2	0-0-0	1	0	0	0	0	2
at rv/rv Oregon	DNP – Coach's Decision											
KENT STATE	DNP – Coach's Decision											
NORFOLK STATE	4:26	2-4	1-3	0-0	0-1-1	0	0	0	0	1	5	5
vs. –/rv Saint Mary's (Calif.)	DNP – Coach's Decision											
NORTH FLORIDA	2:04	2-2	1-1	0-0	0-0-0	0	0	0	0	1	5	5
#8/10 ALABAMA	DNP – Coach's Decision											
NORTH CAROLINA A&T	3:14	0-1	0-0	0-0	0-1-1	1	0	0	0	0	0	0
at #2/2 Virginia	DNP – Coach's Decision											
McNEESE	4:00	0-0	0-0	0-0	0-1-1	0	0	0	0	0	0	0
* at Tulsa	2:08	0-1	0-1	0-0	0-0-0	0	0	0	0	0	0	0
* UCF	DNP – Coach's Decision											
* SMU	3:42	1-2	1-2	0-0	1-0-1	0	0	0	0	0	0	3
* at Cincinnati	DNP – Coach's Decision											
* SOUTH FLORIDA	DNP – Coach's Decision											
* at Tulane	DNP – Coach's Decision											
* TEMPLE	DNP – Coach's Decision											
* at UCF	DNP – Coach's Decision											
* CINCINNATI	DNP – Injury											
* at Wichita State	DNP – Coach's Decision											
* at Temple	0:51	1-1	1-1	0-0	0-0-0	0	0	0	0	0	0	3
* TULSA	6:50	2-5	1-3	0-0	0-0-0	0	0	0	0	0	0	5
* at SMU	DNP – Coach's Decision											
* MEMPHIS	DNP – Coach's Decision											
* TULANE	3:15	0-1	0-1	0-0	0-0-0	2	0	0	0	1	0	0
* at East Carolina	1:13	0-0	0-0	0-0	0-0-0	0	0	0	0	0	0	0
* WICHITA STATE	0:25	0-0	0-0	0-0	0-0-0	0	0	0	0	0	0	0
* at Memphis	DNP – Coach's Decision											
vs. (9) East Carolina	DNP – Coach's Decision											
vs. (4) Cincinnati	1:31	0-1	0-0	0-0	0-0-0	0	0	0	0	0	0	0
vs. (2) Memphis	DNP – Coach's Decision											
vs. (16) Northern Kentucky	DNP – Coach's Decision											
vs. (9) Auburn	DNP – Coach's Decision											
vs. #16/15 (5) Miami (Fla.)	DNP – Coach's Decision											

ELVIN's 2020-21 GAME-BY-GAME (7-1 • 3-0 American)

Opponent	GS	Min	FG-A	3FG-A	FT-A	O-D-T	PF	A	TO	Blk	Stl	Pts
LAMAR	DNP – Coach's decision											
BOISE STATE	DNP – Coach's decision											
vs. #14/13 Texas Tech	DNP – Coach's decision											
SOUTH CAROLINA	DNP – Coach's decision											
SAM HOUSTON	Canceled											
RICE	Canceled											
ALCORN STATE	DNP – Unavailable											
* TEMPLE	1:08	0-0	0-0	0-0	0-1-1	0	0	0	0	0	0	0
* at rv/rv UCF	DNP – Coach's decision											
* at Tulsa	DNP – Coach's decision											
* at rv/rv SMU	DNP – Coach's decision											
* WICHITA STATE	DNP – Coach's decision											
* TULANE	DNP – Coach's decision											
* at South Florida	PPD											
* UCF	DNP – Coach's decision											
* –/rv TULSA	1:02	0-1	0-1	0-0	0-0-0	0	0	0	0	0	0	0
* at Temple	DNP – Coach's decision											
* at Tulane	DNP – Coach's decision											
* SMU	DNP – Coach's decision											
* at East Carolina	DNP – Coach's decision											
OUR LADY of the LAKE	23:30	3-11	3-8	0-0	0-2-2	1	2	1	0	0	0	9
* at South Florida	DNP – Coach's decision											
* MEMPHIS	Canceled											
* EAST CAROLINA	Canceled											
* at Wichita State	DNP – Coach's decision											
* CINCINNATI	2:19	1-1	1-1	0-0	0-0-0	0	0	0	0	0	0	3
rv/– WKU	DNP – Coach's decision											
* SOUTH FLORIDA	DNP – Coach's decision											
* MEMPHIS	DNP – Coach's decision											
vs. Tulane	1:12	0-1	0-1	0-0	0-0-0	0	0	0	0	0	0	0
vs. Memphis	DNP – Coach's decision											
vs. Cincinnati	2:37	1-1	1-1	0-0	0-0-1	0	0	0	0	0	0	3
vs. Cleveland State	1:14	0-0	0-0	0-0	0-0-0	0	0	0	0	0	0	0
vs. Rutgers	DNP – Coach's decision											
vs. Syracuse	DNP – Coach's decision											
vs. Oregon State	DNP – Coach's decision											
vs. #3/3 Baylor	0:51	0-0	0-0	0-0	0-0-0	0	0	0	0	0	0	0

ELVIN's 2021-22 GAME-BY-GAME (16-1 • 6-1 American)

Opponent	GS	Min	FG-A	3FG-A	FT-A	O-D-T	PF	A	TO	Blk	Stl	Pts
HOFSTRA	DNP – Coach's Decision											
RICE		4:03	0-1	0-1	2-3	0-0-0	0	0	0	0	0	0
rv/#25 VIRGINIA		1:24	0-0	0-0	0-0	0-0-0	0	1	0	0	0	0
vs. Butler		0:36	0-0	0-0	0-0	0-0-0	0	0	0	0	0	0
vs. Wisconsin	DNP – Coach's Decision											
vs. rv/#23 Oregon	DNP – Coach's Decision											
NORTHWESTERN STATE		3:11	0-2	0-2	0-0	0-0-0	0	0	0	0	0	0
BRYANT		5:56	2-2	1-1	0-0	0-0-0	0	0	0	0	0	5
ALCORN STATE		2:33	0-0	0-0	0-0	0-0-0	0	0	0	0	0	0
at #9/9 Alabama	DNP – Coach's Decision											
LOUISIANA	DNP – Coach's Decision											
vs. Oklahoma State	DNP – Coach's Decision											
TEXAS STATE		5:58	0-0	0-0	0-0	0-0-0	2	0	0	0	0	0
* CINCINNATI	Postponed											
* at Temple	DNP – Coach's Decision											
* at South Florida		00:52	0-0	0-0	0-0	0-0-0	0	0	0	0	0	0
* WICHITA STATE	DNP – Coach's Decision											
* at Tulsa	DNP – Coach's Decision											
* SOUTH FLORIDA		2:13	0-0	0-0	0-0	0-0-0	0	0	0	0	0	0
* EAST CAROLINA		3:14	0-0	0-0	0-0	0-0-0	0	0	0	0	0	0
* at UCF	DNP – Coach's Decision											
* TULANE	DNP – Coach's Decision											
* at Cincinnati		2:11	0-0	0-0	0-0	0-0-0	0	0	0	0	0	0
* at SMU	DNP – Coach's Decision											
* MEMPHIS	DNP – Coach's Decision											
* UCF	DNP – Coach's Decision											
* at Wichita State	DNP – Coach's Decision											
* at Tulane	DNP – Coach's Decision											
* rv/rv SMU		1:40	0-0	0-0	0-0	0-0-0	1	0	0	0	0	0
* CINCINNATI	DNP – Coach's Decision											
* TEMPLE		1:14	1-1	1-1	0-0	0-0-0	0	0	0	0	0	3
* at Memphis		0:19	0-0	0-0	0-0	0-0-0	0	0	0	0	0	0
vs. Cincinnati		0:40	0-0	0-0	0-0	0-0-0	0	0	0	0	0	0
vs. Tulane		1:41	0-1	0-1	0-0	1-0-1	1	0	0	0	0	0
vs. Memphis	DNP – Coach's Decision											
vs. UAB		0:41	0-0	0-0	0-0	0-0-0	0	0	0	0	0	0
vs. #19/16 Illinois	DNP – Coach's Decision											
vs. #2/2 Arizona	DNP – Coach's Decision											
vs. #6/5 Villanova	DNP – Coach's Decision											



#5 Ja'vier Francis

Center

6-8 • 235 • Junior-2L

New Orleans, La. (Montverde Academy [Fla.])

Health Promotions

@lahjay11 X theJayfrancis10

CAREER HIGHS

Points

23, vs. McNeese (12/21/22)

Field Goals Made

9, vs. McNeese (12/21/22)

Field Goal Attempts

10, vs. North Carolina A&T (12/13/22)

3-Point Field Goals Made

None

3-Point Field Goal Attempts

None

Free Throws Made

5, vs. McNeese (12/21/22)

Free Throw Attempts

10, vs. McNeese (12/21/22)

Rebounds

15, vs. North Carolina A&T (12/13/22)

Offensive Rebounds

7, vs. McNeese (12/21/22)

7, vs. North Carolina A&T (12/13/22)

Defensive Rebounds

8, vs. North Carolina A&T (12/13/22)

Assists

1, done nine times; Most recently at Xavier (12/1/23)

Steals

3, vs. South Florida (1/11/23)

Blocked Shots

5, vs. Texas A&M-Corpus Christi (1/11/23)

Minutes Played

27:57, vs. North Carolina A&T (12/13/22)

JUNIOR (2023-24)

Made his season debut in starting lineup in season-opening win against ULM inside Fertitta Center... Finished with nine points on 3-of-3 shooting from the field and 3-of-4 from the free throw line with four rebounds and two steals against the Warhawks (11/6)... Scored 13 points on 5-of-7 shooting and grabbed four rebounds with a game-high five blocked shots against Texas A&M-Corpus Christi (11/11)... Recorded six points and led all players with seven rebounds, including three offensive boards, and added two steals in home win over Stetson (11/13)... Scored 10 points on 5-of-6 shooting and grabbed three rebounds with an assist in win

over Towson during Shriners Children's Charleston Classic First Round (11/16)... Led all players with nine rebounds, including five offensive boards, in win over Dayton during Shriners Children's Charleston Classic Title Game (11/19)... Grabbed seven rebounds and blocked three shots in win at Xavier (12/1)... Scored 10 points on 4-of-8 shooting and grabbed two offensive boards with a pair of steals in home win over Rice (12/6)... Finished with 13 points on 5-of-5 shooting from the field with five rebounds and two blocked shots in home win over Texas State (12/21)... Posted six points with a game-high nine rebounds, including five offensive boards, and blocked two shots with a steal in home win over Penn (12/30)... Finished with 13 points on 6-of-8 shooting and grabbed five rebounds with two blocks in Big 12-opening win over West Virginia (12/6)... Tied for team lead with two steals and grabbed six rebounds at Iowa State (1/9)... Blocked a game-high three shots and scored 10 points with six rebounds in home win over UCF (1/20).

2023-24 GAME-by-GAME STATISTICS (17-2 • 4-2 Big 12)

Date	Opponent	GS	Min	FG-A	3FG-FGA	FT-FTA	OR-DR	Tot	PF	A	TO	Blk	Stl	Pts
11/6/23	ULM	*	17:44	3-3	0-0	3-4	2-2	4	3	0	1	1	2	9
11/11/23	TEXAS A&M-CORPUS CHRISTI	*	20:14	5-7	0-0	3-4	1-3	4	1	0	0	5	2	13
11/13/23	STETSON	*	18:27	2-4	0-0	2-4	3-4	7	2	0	0	0	2	6
11/16/23	vs. Towson	*	23:29	5-6	0-0	0-0	1-2	3	3	1	1	0	0	10
11/17/23	vs. Utah	*	14:53	0-0	0-0	1-2	1-2	3	3	0	2	1	1	1
11/19/23	vs. Dayton	*	21:15	1-4	0-0	0-0	5-4	9	3	0	0	1	0	2
11/24/23	MONTANA	*	15:11	0-0	0-0	2-4	1-4	5	1	0	1	1	0	2
12/1/23	at Xavier	*	22:54	0-2	0-0	0-3	2-5	7	4	1	3	3	0	0
12/6/23	RICE	*	18:31	4-8	0-0	2-4	2-0	2	1	0	1	1	2	10
12/9/23	JACKSON STATE	*	13:51	1-1	0-0	2-2	1-4	5	2	0	1	0	0	4
12/16/23	vs. rv/rv Texas A&M	*	16:38	2-5	0-0	1-1	2-3	5	4	0	1	3	0	5
12/21/23	TEXAS STATE	*	22:08	5-5	0-0	3-7	2-3	5	2	0	0	2	1	13
12/30/23	PENN	*	19:44	3-8	0-0	0-0	5-4	9	2	0	2	2	1	6
1/6/24	* WEST VIRGINIA	*	17:14	6-8	0-0	1-1	2-3	5	2	0	1	2	0	13
1/9/24	* at rv/rv Iowa State	*	21:23	1-3	0-0	1-2	2-4	6	3	0	0	1	2	3
1/13/24	* at rv/rv TCU	*	21:06	1-1	0-0	0-0	3-3	6	2	0	0	2	0	2
1/17/24	* #25/25 TEXAS TECH	*	24:52	3-7	0-0	0-0	2-4	6	1	0	0	2	1	6
1/20/24	* UCF	*	22:37	4-4	0-0	2-2	3-3	6	2	0	0	3	0	10
1/23/24	* at #21/19 BYU	*	26:53	3-4	0-0	0-0	1-3	4	0	0	1	1	0	6
1/27/24	* rv/rv KANSAS STATE	---	---	---	---	---	---	---	---	---	---	---	---	---
1/29/24	* at Texas	---	---	---	---	---	---	---	---	---	---	---	---	---
2/3/24	* at Kansas	---	---	---	---	---	---	---	---	---	---	---	---	---
2/6/24	* OKLAHOMA STATE	---	---	---	---	---	---	---	---	---	---	---	---	---
2/10/24	* at Cincinnati	---	---	---	---	---	---	---	---	---	---	---	---	---
2/17/24	* TEXAS	---	---	---	---	---	---	---	---	---	---	---	---	---
2/19/24	* IOWA STATE	---	---	---	---	---	---	---	---	---	---	---	---	---
2/24/24	* at Baylor	---	---	---	---	---	---	---	---	---	---	---	---	---
2/27/24	* CINCINNATI	---	---	---	---	---	---	---	---	---	---	---	---	---
3/2/24	* at Oklahoma	---	---	---	---	---	---	---	---	---	---	---	---	---
3/6/24	* at UCF	---	---	---	---	---	---	---	---	---	---	---	---	---
3/9/24	* KANSAS	---	---	---	---	---	---	---	---	---	---	---	---	---

CAREER STATISTICS

Year	W-L	GP-GS	MP	FG-FGA	Pct	3P-A	Pct	FT-FTA	Pct	Off-Def	Reb - Avg	PF-DQ	Ast	TO	Blk	Stl	Pts - Avg
2021-22	17-1	18-0	73	9-14	.643	0-0	.000	3-9	.333	5-11	16 - 0.9	5-0	0	6	11	1	21 - 1.2
2022-23	32-3	35-1	362	62-87	.713	0-0	.000	26-44	.591	50-72	122 - 3.5	56-0	6	10	39	12	150 - 4.3
2023-24	17-2	19-19	379	49-80	.613	0-0	.000	23-40	.575	41-60	101 - 5.3	41-0	2	15	31	14	121 - 6.4
Totals	66-6	72-20	814	120-181	.663	0-0	.000	52-93	.559	96-143	239 - 3.3	102-0	8	31	81	27	292 - 4.1

FRANCIS' 2022-23 GAME-BY-GAME (32-3 • 17-1 American)

Opponent	Date	GS	Min	FG-A	3FG-A	FT-A	Off-Def	Tot	PF	A	TO	Blk	Stl	Pts
NORTHERN COLORADO	11/7/22		15:28	1-4	0-0	0-0	1-2	3	4	0	0	3	0	2
vs. Saint Joseph's	11/11/22		5:42	0-0	0-0	0-0	0-0	0	1	0	0	3	0	0
ORAL ROBERTS	11/14/22		16:32	5-7	0-0	1-4	4-7	11	4	0	0	2	2	11
TEXAS SOUTHERN	11/16/22		15:06	3-5	0-0	1-2	3-3	6	1	0	1	2	0	7
at rv/rv Oregon	11/20/22		7:17	0-1	0-0	0-0	0-0	0	1	0	0	0	0	0
KENT STATE	11/26/22		7:52	1-1	0-0	1-2	3-1	4	1	0	2	0	0	3
NORFOLK STATE	11/29/22		16:30	5-5	0-0	1-2	4-4	8	0	0	1	3	2	11
vs. --/rv Saint Mary's (Calif.)	12/3/22		2:16	0-0	0-0	0-0	0-0	0	1	0	0	1	0	0
NORTH FLORIDA	12/6/22		19:08	7-9	0-0	0-0	2-2	4	2	0	2	4	1	14
#8/10 ALABAMA	12/10/22		1:51	1-2	0-0	0-0	0-0	0	2	0	0	0	0	2
NORTH CAROLINA A&T	12/13/22		27:57	7-10	0-0	3-4	7-8	15	2	0	0	3	0	17
at #2/2 Virginia	12/17/22		3:38	1-1	0-0	1-1	0-0	0	1	0	0	0	0	3
MCNEESE	12/21/22		25:25	9-9	0-0	5-10	7-6	13	1	0	0	1	1	23
* at Tulsa	12/28/22		14:04	1-1	0-0	2-2	1-3	4	2	1	1	4	0	4
* UCF	12/31/22		19:38	3-5	0-0	3-4	2-5	7	4	1	1	1	2	9
* SMU	1/5/23		20:48	4-4	0-0	0-0	4-3	7	2	0	1	2	0	8
* at Cincinnati	1/8/23		10:33	1-2	0-0	0-0	0-1	1	4	1	0	2	0	2
* SOUTH FLORIDA	1/11/23	*	21:26	2-4	0-0	2-2	2-4	6	3	0	0	3	3	6
* at Tulane	1/17/23		9:08	2-2	0-0	0-1	0-3	3	0	0	0	0	0	4
* TEMPLE	1/22/23		6:07	1-1	0-0	0-0	0-2	2	0	0	0	0	0	2
* at UCF	1/25/23		8:52	0-1	0-0	0-0	2-1	3	1	0	0	1	0	0
* CINCINNATI	1/28/23		6:04	1-1	0-0	0-0	0-1	1	0	0	0	0	0	2
* at Wichita State	2/2/23		7:48	0-0	0-0	0-0	0-1	1	2	0	0	0	0	0
* at Temple	2/5/23		5:38	0-2	0-0	0-0	2-1	3	0	0	0	2	1	0
* TULSA	2/8/23		14:46	3-5	0-0	0-0	3-3	6	1	0	1	0	0	6
* at SMU	2/16/23		6:43	1-1	0-0	1-2	0-1	1	2	0	0	0	0	3
* MEMPHIS	2/19/23		3:37	1-1	0-0	2-3	0-0	0	0	0	0	1	0	4
* TULANE	2/22/23		5:25	0-0	0-0	0-0	0-3	3	1	1	0	0	0	0
* at East Carolina	2/25/23		12:18	1-2	0-0	1-2	2-4	6	3	1	0	0	0	3
* WICHITA STATE	3/2/23		5:42	0-0	0-0	2-2	1-0	1	2	1	0	0	0	2
* at Memphis	3/5/23		1:36	0-0	0-0	0-0	0-0	0	2	0	0	1	0	0
vs. (9) East Carolina	3/10/23		5:36	0-0	0-0	0-0	0-0	0	3	0	0	0	0	0
vs. (4) Cincinnati	3/11/23		8:32	1-1	0-0	0-1	0-3	3	1	0	0	0	0	2
vs. (2) Memphis	3/12/23		DNP – Coach's Decision											
vs. (16) Northern Kentucky	3/16/23		DNP – Coach's Decision											
vs. (9) Auburn	3/18/23		1:10	0-0	0-0	0-0	0-0	2	0	0	0	0	0	0
vs. #16/15 (5) Miami (Fla.)	3/24/23		1:30	0-0	0-0	0-0	0-0	0	1	0	0	0	0	0

FRANCIS' 2021-22 GAME-BY-GAME (17-1 • 7-1 American)

Opponent	Date	GS	Min	FG-A	3FG-A	FT-A	Off-Def	Tot	PF	A	TO	Blk	Stl	Pts
HOFSTRA	11/9/21		DNP – Coach's Decision											
RICE	11/12/21		10:03	0-1	0-0	0-1	1-2	3	0	0	1	1	0	0
rv/#25 VIRGINIA	11/16/21		1:24	0-0	0-0	0-0	0-0	0	0	0	0	0	0	0
vs. Butler	11/22/21		3:20	0-1	0-0	0-0	0-0	0	0	0	0	0	0	0
vs. Wisconsin	11/23/21		DNP – Coach's Decision											
vs. rv/#23 Oregon	11/24/21		5:44	2-2	0-0	0-0	0-1	1	0	0	0	1	0	4
NORTHWESTERN STATE	11/30/21		10:03	1-1	0-0	0-0	1-3	4	1	0	1	1	0	2
BRYANT	12/3/21		DNP – Injury											
ALCORN STATE	12/6/21		5:10	1-1	0-0	0-0	1-0	1	0	0	0	1	0	2
at #9/9 Alabama	12/11/21		DNP – Coach's Decision											
LOUISIANA	12/14/21		DNP – Coach's Decision											
vs. Oklahoma State	12/18/21		DNP – Coach's Decision											
TEXAS STATE	12/22/21		5:58	2-3	0-0	0-1	0-0	0	0	0	1	1	1	4
* CINCINNATI	12/28/21		Postponed											
* at Temple	1/2/22		DNP – Coach's Decision											
* at South Florida	1/5/22		00:52	0-0	0-0	0-0	0-0	0	0	0	0	0	0	0
* WICHITA STATE	1/8/22		DNP – Coach's Decision											
* at Tulsa	1/15/22		DNP – Coach's Decision											
* SOUTH FLORIDA	1/18/22		3:04	1-1	0-0	0-0	0-1	1	0	0	1	1	0	2
* EAST CAROLINA	1/22/22		10:31	0-1	0-0	2-5	2-0	2	2	0	1	4	0	2
* at UCF	1/29/22		DNP – Coach's Decision											
* TULANE	2/2/22		DNP – Coach's Decision											
* at Cincinnati	2/6/22		2:11	0-0	0-0	0-0	0-1	1	0	0	0	0	0	0
* at SMU	2/9/22		DNP – Coach's Decision											
* MEMPHIS	2/12/22		DNP – Coach's Decision											
* UCF	2/17/22		DNP – Coach's Decision											
* at Wichita State	2/20/22		DNP – Coach's Decision											
* at Tulane	2/23/22		1:02	2-2	0-0	0-0	0-1	1	0	0	0	0	0	4
* rv/rv SMU	2/27/22		1:40	0-0	0-0	0-0	0-0	0	1	0	1	0	0	0
* CINCINNATI	3/1/22		DNP – Coach's Decision											
* TEMPLE	3/3/22		1:53	0-0	0-0	0-0	0-0	0	1	0	0	1	0	0
* at Memphis	3/6/22		4:20	0-1	0-0	0-0	0-1	1	0	0	0	0	0	0
vs. Cincinnati	3/11/22		0:40	0-0	0-0	0-0	0-1	1	0	0	0	0	0	0
vs. Tulane	3/12/22		4:34	0-0	0-0	1-2	0-0	0	0	0	0	0	0	1
vs. Memphis	3/13/22		DNP – Coach's Decision											
vs. UAB	3/18/22		0:41	0-0	0-0	0-0	0-0	0	0	0	0	0	0	0
vs. #19/16 Illinois	3/20/22		DNP – Coach's Decision											
vs. #2/2 Arizona	3/24/22		DNP – Coach's Decision											
vs. #6/5 Villanova	3/26/22		DNP – Coach's Decision											



#15 KORDELIUS JEFFERSON

Guard

6-1 • 190 • Freshman-HS

Arlington, Texas (James Martin HS)

Undeclared Major

korrdel

CAREER HIGHS

Points

None

Field Goals Made

None

Field Goal Attempts

None

3-Point Field Goals Made

None

3-Point Field Goal Attempts

None

Free Throws Made

None

Free Throw Attempts

None

Rebounds

None

Offensive Rebounds

None

Defensive Rebounds

None

Assists

None

Steals

None

Blocked Shots

None

Minutes Played

None

FRESHMAN (2023-24)

Has not competed and is expected to sit out as a redshirt this season...
Had surgery on both wrists during the summer.

2023-24 GAME-BY-GAME STATISTICS (0-0 • 0-0 Big 12)

Date	Opponent	GS	Min	FG-A	3FG-FGA	FT-FTA	OR-DR	Tot	PF	A	TO	Blk	Stl	Pts
11/6/23	ULM	DNP – Coach's Decision												
11/11/23	TEXAS A&M-CORPUS CHRISTI	DNP – Coach's Decision												
11/13/23	STETSON	DNP – Coach's Decision												
11/16/23	vs. Towson	DNP – Coach's Decision												
11/17/23	vs. Utah	DNP – Coach's Decision												
11/19/23	vs. Dayton	DNP – Coach's Decision												
11/24/23	MONTANA	DNP – Coach's Decision												
12/1/23	at Xavier	DNP – Coach's Decision												
12/6/23	RICE	DNP – Coach's Decision												
12/9/23	JACKSON STATE	DNP – Coach's Decision												
12/16/23	vs. rv/rv Texas A&M	DNP – Coach's Decision												
12/21/23	TEXAS STATE	DNP – Coach's Decision												
12/30/23	PENN	DNP – Coach's Decision												
1/6/24	* WEST VIRGINIA	DNP – Coach's Decision												
1/9/24	* at rv/rv Iowa State	DNP – Coach's Decision												
1/13/24	* at rv/rv TCU	DNP – Coach's Decision												
1/17/24	* #25/25 TEXAS TECH	DNP – Coach's Decision												
1/20/24	* UCF	DNP – Coach's Decision												
1/23/24	* at #21/19 BYU	DNP – Coach's Decision												
1/27/24	* rv/rv KANSAS STATE	--	--	--	--	--	--	--	--	--	--	--	--	--
1/29/24	* at Texas	--	--	--	--	--	--	--	--	--	--	--	--	--
2/3/24	* at Kansas	--	--	--	--	--	--	--	--	--	--	--	--	--
2/6/24	* OKLAHOMA STATE	--	--	--	--	--	--	--	--	--	--	--	--	--
2/10/24	* at Cincinnati	--	--	--	--	--	--	--	--	--	--	--	--	--
2/17/24	* TEXAS	--	--	--	--	--	--	--	--	--	--	--	--	--
2/19/24	* IOWA STATE	--	--	--	--	--	--	--	--	--	--	--	--	--
2/24/24	* at Baylor	--	--	--	--	--	--	--	--	--	--	--	--	--
2/27/24	* CINCINNATI	--	--	--	--	--	--	--	--	--	--	--	--	--
3/2/24	* at Oklahoma	--	--	--	--	--	--	--	--	--	--	--	--	--
3/6/24	* at UCF	--	--	--	--	--	--	--	--	--	--	--	--	--
3/9/24	* KANSAS	--	--	--	--	--	--	--	--	--	--	--	--	--

CAREER STATISTICS

Year	W-L	GP-GS	MP	FG-FGA	Pct	3P-A	Pct	FT-FTA	Pct	Off-Def	Reb – Avg	PF-DQ	Ast	TO	Blk	Stl	Pts – Avg
2023-24	0-0																
Totals	0-0	0-0	0	0-0	.000	0-0	.000	0-0	.000	0-0	0-0.0	0-0	0	0	0	0	0-0.0



#2 CEDRIC LATH

Center

6-9 • 265 • r-Freshman-RS (RS' 22-23)

Abidjan, Ivory Coast (Balboa School [San Diego])

Undeclared Major

ced_lath X AguyCedric

offensive rebound in home win over Penn (12/30)... Snared an offensive rebound and put the layup back in in home win over #25/25 Texas Tech (1/17).

CAREER HIGHS

Points

2, vs. #25/25 Texas Tech (1/17/24)

Field Goals Made

1, vs. #25/25 Texas Tech (1/17/24)

Field Goal Attempts

1, done four times; Most recently vs. #25/25 Texas Tech (1/17/24)

3-Point Field Goals Made

None

3-Point Field Goal Attempts

None

Free Throws Made

1, vs. Penn (12/30/23)

Free Throw Attempts

2, vs. Penn (12/30/23)

Rebounds

2, vs. Rice (12/6/23)

Offensive Rebounds

2, vs. Rice (12/6/23)

Defensive Rebounds

None

Assists

None

Steals

None

Blocked Shots

1, vs. Texas State (12/21/23)

Minutes Played

4:43, vs. Rice (12/6/23)

REDSHIRT FRESHMAN (2023-24)

Made his Houston debut in season-opening win over ULM inside Fertitta Center (11/6)... Grabbed offensive rebound in home win over Texas A&M-Corpus Christi (11/11)... Snared offensive board in home win over Montana (11/24)... Posted two offensive boards in home win over Rice (12/6)... Blocked a shot in home win over Texas State (12/21)... Grabbed

2023-24 GAME-BY-GAME STATISTICS (13-0 • 3-0 Big 12)

Date	Opponent	GS	Min	FG-A	3FG-FGA	FT-FTA	OR-DR	Tot	PF	A	TO	Blk	Stl	Pts
11/6/23	ULM		2:58	0-0	0-0	0-0	0-0	0	1	0	0	0	0	0
11/11/23	TEXAS A&M-CORPUS CHRISTI		2:47	0-1	0-0	0-0	1-0	1	0	0	1	0	0	0
11/13/23	STETSON		2:19	0-0	0-0	0-0	0-0	0	0	0	0	0	0	0
11/16/23	vs. Towson		1:37	0-0	0-0	0-0	0-0	0	0	0	0	0	0	0
11/17/23	vs. Utah	DNP – Coach's Decision												
11/19/23	vs. Dayton		1:38	0-0	0-0	0-0	0-0	0	0	0	0	0	0	0
11/24/23	MONTANA		2:47	0-0	0-0	0-0	1-0	1	0	0	0	0	0	0
12/1/23	at Xavier	DNP – Coach's Decision												
12/6/23	RICE		4:43	0-1	0-0	0-0	2-0	2	4	0	1	0	0	0
12/9/23	JACKSON STATE		3:08	0-1	0-0	0-0	0-0	0	1	0	0	0	0	0
12/16/23	vs. rv/rv Texas A&M	DNP – Coach's Decision												
12/21/23	TEXAS STATE		2:52	0-0	0-0	0-0	0-0	0	0	0	0	1	0	0
12/30/23	PENN		3:52	0-0	0-0	1-2	1-0	1	0	0	0	0	0	1
1/6/24	* WEST VIRGINIA		2:34	0-0	0-0	0-0	0-0	0	1	0	0	0	0	0
1/9/24	* at rv/rv Iowa State	DNP – Coach's Decision												
1/13/24	* at rv/rv TCU	DNP – Coach's Decision												
1/17/24	* #25/25 TEXAS TECH		1:16	1-1	0-0	0-0	1-0	1	0	0	0	0	0	0
1/20/24	* UCF		2:41	0-0	0-0	0-0	0-0	0	1	0	0	0	0	0
1/23/24	* at #21/19 BYU	DNP – Coach's Decision												
1/27/24	* rv/rv KANSAS STATE	---	---	---	---	---	---	---	---	---	---	---	---	---
1/29/24	* at Texas	---	---	---	---	---	---	---	---	---	---	---	---	---
2/3/24	* at Kansas	---	---	---	---	---	---	---	---	---	---	---	---	---
2/6/24	* OKLAHOMA STATE	---	---	---	---	---	---	---	---	---	---	---	---	---
2/10/24	* at Cincinnati	---	---	---	---	---	---	---	---	---	---	---	---	---
2/17/24	* TEXAS	---	---	---	---	---	---	---	---	---	---	---	---	---
2/19/24	* IOWA STATE	---	---	---	---	---	---	---	---	---	---	---	---	---
2/24/24	* at Baylor	---	---	---	---	---	---	---	---	---	---	---	---	---
2/27/24	* CINCINNATI	---	---	---	---	---	---	---	---	---	---	---	---	---
3/2/24	* at Oklahoma	---	---	---	---	---	---	---	---	---	---	---	---	---
3/6/24	* at UCF	---	---	---	---	---	---	---	---	---	---	---	---	---
3/9/24	* KANSAS	---	---	---	---	---	---	---	---	---	---	---	---	---

CAREER STATISTICS

Year	W-L	GP-GS	MP	FG-FGA	Pct	3P-A	Pct	FT-FTA	Pct	Off-Def	Reb – Avg	PF-DQ	Ast	TO	Blk	Stl	Pts – Avg
2022-23	0-0																
2023-24	13-0	13-0	35	1-4	.250	0-0	.000	1-2	.500	6-0	6 – 0.5	9-0	0	2	1	0	3 – 0.2
Totals	13-0	13-0	35	1-4	.250	0-0	.000	1-2	.500	6-0	6 – 0.5	9-0	0	2	1	0	3 – 0.2



#12 JACOB McFARLAND

Center

6-10 • 195 • Freshman-HS

Moreno Valley, Calif. (Rancho Verde HS)

Undeclared Major

📧 X jacobmcfar1and

CAREER HIGHS

Points

None

Field Goals Made

None

Field Goal Attempts

None

3-Point Field Goals Made

None

3-Point Field Goal Attempts

None

Free Throws Made

None

Free Throw Attempts

None

Rebounds

None

Offensive Rebounds

None

Defensive Rebounds

None

Assists

None

Steals

None

Blocked Shots

None

Minutes Played

None

FRESHMAN (2023-24)

Has not competed and is expected to sit out as a redshirt this season.

2023-24 GAME-BY-GAME STATISTICS (0-0 • 0-0 Big 12)

Date	Opponent	GS	Min	FG-A	3FG-FGA	FT-FTA	OR-DR	Tot	PF	A	TO	Blk	Stl	Pts
11/6/23	ULM	DNP – Coach's Decision												
11/11/23	TEXAS A&M-CORPUS CHRISTI	DNP – Coach's Decision												
11/13/23	STETSON	DNP – Coach's Decision												
11/16/23	vs. Towson	DNP – Coach's Decision												
11/17/23	vs. Utah	DNP – Coach's Decision												
11/19/23	vs. Dayton	DNP – Coach's Decision												
11/24/23	MONTANA	DNP – Coach's Decision												
12/1/23	at Xavier	DNP – Coach's Decision												
12/6/23	RICE	DNP – Coach's Decision												
12/9/23	JACKSON STATE	DNP – Coach's Decision												
12/16/23	vs. rv/rv Texas A&M	DNP – Coach's Decision												
12/21/23	TEXAS STATE	DNP – Coach's Decision												
12/30/23	PENN	DNP – Coach's Decision												
1/6/24	* WEST VIRGINIA	DNP – Coach's Decision												
1/9/24	* at rv/rv Iowa State	DNP – Coach's Decision												
1/13/24	* at rv/rv TCU	DNP – Coach's Decision												
1/17/24	* #25/25 TEXAS TECH	DNP – Coach's Decision												
1/20/24	* UCF	DNP – Coach's Decision												
1/23/24	* at #21/19 BYU	DNP – Coach's Decision												
1/27/24	* rv/rv KANSAS STATE	--	--	--	--	--	--	--	--	--	--	--	--	--
1/29/24	* at Texas	--	--	--	--	--	--	--	--	--	--	--	--	--
2/3/24	* at Kansas	--	--	--	--	--	--	--	--	--	--	--	--	--
2/6/24	* OKLAHOMA STATE	--	--	--	--	--	--	--	--	--	--	--	--	--
2/10/24	* at Cincinnati	--	--	--	--	--	--	--	--	--	--	--	--	--
2/17/24	* TEXAS	--	--	--	--	--	--	--	--	--	--	--	--	--
2/19/24	* IOWA STATE	--	--	--	--	--	--	--	--	--	--	--	--	--
2/24/24	* at Baylor	--	--	--	--	--	--	--	--	--	--	--	--	--
2/27/24	* CINCINNATI	--	--	--	--	--	--	--	--	--	--	--	--	--
3/2/24	* at Oklahoma	--	--	--	--	--	--	--	--	--	--	--	--	--
3/6/24	* at UCF	--	--	--	--	--	--	--	--	--	--	--	--	--
3/9/24	* KANSAS	--	--	--	--	--	--	--	--	--	--	--	--	--

CAREER STATISTICS

Year	W-L	GP-GS	MP	FG-FGA	Pct	3P-A	Pct	FT-FTA	Pct	Off-Def	Reb – Avg	PF-DQ	Ast	TO	Blk	Stl	Pts – Avg
2023-24	0-0																
Totals	0-0	0-0	0	0-0	.000	0-0	.000	0-0	.000	0-0	0-0.0	0-0	0	0	0	0	0-0.0



#13 J'WAN ROBERTS

Forward

6-7 • 230 • r-Senior-3L (RS '19-20)

St. Thomas, U.S. Virgin Islands
(Shoemaker HS [Killeen, Texas])

'23 UH graduate in Health

@jwann_13 X JwanRoberts13

CAREER HIGHS

Points

26, vs. Tulane (2/22/23)

Field Goals Made

10, at rv/rv TCU (1/13/24)

Field Goal Attempts

18, at rv/rv TCU (1/13/24)

3-Point Field Goals Made

None

3-Point Field Goal Attempts

2, vs. Wisconsin (11/23/21)

Free Throws Made

8, vs. Tulane (2/22/23)
8, vs. Memphis (2/19/23)

Free Throw Attempts

10, vs. Texas A&M-Corpus Christi (11/11/23)

Rebounds

20, vs. Memphis (3/12/23)

Offensive Rebounds

10, vs. Memphis (3/12/23)

Defensive Rebounds

10, vs. Towson (11/16/23)
10, vs. Memphis (3/12/23)

Assists

7, vs. rv/rv Texas A&M (12/16/23)

Steals

3, done four times; Most recently
vs. Jackson State (12/9/23)

Blocked Shots

5, vs. Auburn (3/18/23)
5, vs. #8/10 Alabama (12/10/22)

Minutes Played

37:11, vs. Memphis (3/12/23)

PRESEASON HONORS

• Karl Malone Award Preseason Watch List

SENIOR (2023-24)

Made his season debut in season-opening win over ULM inside Fertitta Center... Finished with six points, seven rebounds – including four offensive boards – and two steals against the Warhawks (11/6)... Led all players with 17 points on 6-of-10 shooting and nine rebounds, including four offensive, in win over Texas A&M-Corpus Christi (11/11)... Grabbed a game-high 11 rebounds in win over Towson during Shriners Children's Charleston Classic First Round (11/16)... Posted the team's first double-double of the season with 13 points and 12 rebounds in win over Utah in Shriners Children's Charleston Classic Semifinals... Connected on 5-of-6 from the field and 3-of-4 from the free throw line (11/17)... Finished with 10 points on 5-of-6 shooting and grabbed eight rebounds with three assists and two steals in win over Dayton during Shriners Children's Charleston Classic Title Game (11/19)... Posted 13 points

with six rebounds, including three offensive, in home win over... Led all players with 12 rebounds, including five offensive boards, and scored nine points with two assists, two blocks and a steal in win at Xavier (12/1)... Flirted with a triple-double with 10 points, a team-high 11 rebounds and a career-high seven assists against rv/rv Texas A&M in The Halal Guys Showcase inside Toyota Center... Was his second double-double of the season (12/16)... Led Cougars with eight rebounds, including five offensive boards, and tied for team lead with three assists and two blocks at rv/rv Iowa State (1/9)... Led all players with 20 points, 13 rebounds and four blocked shots and tied for team-high honors with five assists at rv/rv TCU (1/13/24)... Totaled 12 points on 6-of-9 shooting and grabbed seven rebounds with two assists and two steals in home win over #25/25 Texas Tech (1/17)... Gave the Cougars the lead for good with a free throw with 61 seconds remaining in road win at #21/19 BYU... Finished with seven rebounds and three assists against the Cougars (1/23).

2023-24 GAME-by-GAME STATISTICS (16-2 • 4-2 Big 12)

Date	Opponent	GS	Min	FG-A	3FG-FGA	FT-FTA	OR-DR	Tot	PF	A	TO	Blk	Stl	Pts
11/6/23	ULM	*	23:01	3-4	0-0	0-0	4-3	7	1	1	1	1	2	6
11/11/23	TEXAS A&M-CORPUS CHRISTI	*	22:28	6-10	0-0	5-10	4-5	9	1	4	1	0	0	17
11/13/23	STETSON	*	8:13	0-1	0-0	0-0	0-1	1	0	0	0	0	1	0
11/16/23	vs. Towson	*	21:48	2-3	0-0	1-3	1-10	11	1	1	2	1	0	5
11/17/23	vs. Utah	*	26:21	5-6	0-0	3-4	3-9	12	4	1	0	0	1	13
11/19/23	vs. Dayton	*	30:45	5-6	0-0	0-0	3-5	8	0	3	2	1	2	10
11/24/23	MONTANA	*	22:10	5-7	0-0	3-4	3-3	6	1	0	0	1	1	13
12/1/23	at Xavier	*	31:06	3-7	0-0	3-4	5-7	12	3	2	3	2	1	9
12/6/23	RICE	*	19:45	2-4	0-0	0-0	2-4	6	1	2	0	1	1	4
12/9/23	JACKSON STATE	*	18:00	1-2	0-0	1-2	1-0	1	3	0	2	1	3	3
12/16/23	vs. rv/rv Texas A&M	*	36:11	5-8	0-0	0-0	4-7	11	3	7	0	1	0	10
12/21/23	TEXAS STATE	*	8:04	0-2	0-0	0-0	0-1	1	1	1	1	1	2	0
12/30/23	PENN	DNP – Injury												
1/6/24	* WEST VIRGINIA	*	27:58	4-10	0-1	1-2	0-3	3	3	1	0	0	1	9
1/9/24	* at rv/rv Iowa State	*	36:06	3-7	0-0	0-0	5-3	8	1	3	2	2	1	6
1/13/24	* at rv/rv TCU	*	36:02	10-18	0-0	0-1	6-7	13	2	5	0	4	0	20
1/17/24	* #25/25 TEXAS TECH	*	29:16	6-9	0-0	0-0	3-4	7	2	2	1	0	2	12
1/20/24	* UCF	*	18:27	2-8	0-0	0-2	1-4	5	1	1	0	1	1	4
1/23/24	* at #21/19 BYU	*	33:24	2-3	0-0	1-2	2-5	7	1	3	2	0	1	5
1/27/24	* rv/rv KANSAS STATE	---	---	---	---	---	---	---	---	---	---	---	---	---
1/29/24	* at Texas	---	---	---	---	---	---	---	---	---	---	---	---	---
2/3/24	* at Kansas	---	---	---	---	---	---	---	---	---	---	---	---	---
2/6/24	* OKLAHOMA STATE	---	---	---	---	---	---	---	---	---	---	---	---	---
2/10/24	* at Cincinnati	---	---	---	---	---	---	---	---	---	---	---	---	---
2/17/24	* TEXAS	---	---	---	---	---	---	---	---	---	---	---	---	---
2/19/24	* IOWA STATE	---	---	---	---	---	---	---	---	---	---	---	---	---
2/24/24	* at Baylor	---	---	---	---	---	---	---	---	---	---	---	---	---
2/27/24	* CINCINNATI	---	---	---	---	---	---	---	---	---	---	---	---	---
3/2/24	* at Oklahoma	---	---	---	---	---	---	---	---	---	---	---	---	---
3/6/24	* at UCF	---	---	---	---	---	---	---	---	---	---	---	---	---
3/9/24	* KANSAS	---	---	---	---	---	---	---	---	---	---	---	---	---

CAREER STATISTICS

Year	W-L	GP-GS	MP	FG-FGA	Pct	3P-A	Pct	FT-FTA	Pct	Off-Def	Reb – Avg	PF-DQ	Ast	TO	Blk	Stl	Pts – Avg
2019-20										Redshirt							
2020-21	21-4	25-1	266	19-34	.559	0-0	.000	10-19	.526	36-59	95 – 3.8	20-0	8	9	14	10	48 – 1.9
2021-22	32-6	38-0	617	49-78	.628	0-4	.000	22-44	.500	78-109	187 – 4.9	52-0	20	22	14	24	120 – 3.2
2022-23	33-4	37-36	976	156-255	.612	0-1	.000	59-86	.686	111-174	285 – 7.7	79-2	44	39	49	26	371 – 10.0
2023-24	16-2	18-18	449	64-115	.557	0-1	.000	18-34	.529	47-81	128 – 7.1	29-0	37	17	17	20	146 – 8.1
Totals	102-16	118-55	2,307	288-482	.598	0-6	.000	109-183	.596	272-423	695 – 5.9	180-2	109	87	94	80	685 – 5.8

2 NCAA National Championship Game Appearances • 6 NCAA Final Four Appearances • 24 NCAA Tournaments • 19 Conference Championships • 2 NBA Draft No. 1 Overall Picks • 12 NBA Draft First-Round Selections

ROBERTS' 2022-23 GAME-BY-GAME (33-4 • 17-1 American)

Opponent	GS	Min	FG-A	3FG-A	FT-A	O-D-T	PF	A	TO	Blk	Stl	Pts
NORTHERN COLORADO	*	20:31	6-8	0-0	0-0	2-4-6	0	0	3	1	3	12
vs. Saint Joseph's	*	30:11	8-9	0-0	3-4	5-7-12	1	1	0	2	0	19
ORAL ROBERTS	*	11:12	2-3	0-0	0-0	2-0-2	3	0	1	0	1	4
TEXAS SOUTHERN	*	22:06	4-7	0-0	2-2	1-3-4	0	3	0	1	0	10
at rv/rv Oregon	*	33:53	1-1	0-0	0-0	2-3-5	2	1	2	1	0	2
KENT STATE	*	35:08	5-10	0-0	1-4	5-9-14	1	1	4	4	1	11
NORFOLK STATE	*	16:39	5-5	0-0	0-0	2-3-5	0	3	0	1	1	10
vs. -/rv Saint Mary's (Calif.)	*	35:11	7-11	0-0	1-2	2-6-8	2	1	1	2	1	15
NORTH FLORIDA	*	20:52	3-5	0-0	0-0	2-4-6	0	1	0	0	1	6
#8/10 ALABAMA	*	27:38	4-10	0-0	1-2	5-4-9	3	0	0	5	0	9
NORTH CAROLINA A&T	*	19:45	2-3	0-0	0-0	1-6-7	1	2	1	0	0	4
at #2/2 Virginia	*	21:51	5-7	0-0	0-0	1-5-6	3	1	1	0	0	10
McNEESE	*	22:47	2-3	0-0	0-0	2-6-8	1	0	1	0	1	4
* at Tulsa	*	26:03	7-7	0-0	1-2	5-4-9	1	1	0	0	2	15
* UCF	*	33:49	5-10	0-0	2-2	4-1-5	2	1	0	1	0	12
* SMU	*	20:53	3-5	0-0	5-6	1-7-8	4	2	2	0	2	11
* at Cincinnati	*	33:38	7-16	0-1	0-0	4-7-11	4	1	0	0	2	14
* SOUTH FLORIDA	*	17:38	0-1	0-0	3-4	1-2-3	4	0	1	0	0	3
* at Tulane	*	31:10	6-9	0-0	3-4	2-4-6	1	2	2	2	1	15
* TEMPLE	*	27:22	3-3	0-0	2-4	2-3-5	5	1	2	2	1	8
* at UCF	*	30:19	5-9	0-0	0-0	3-6-0	2	0	2	1	0	10
* CINCINNATI	*	22:42	7-9	0-0	0-0	2-4-6	3	0	0	1	0	14
* at Wichita State	*	16:56	4-5	0-0	2-3	1-5-6	4	1	0	1	0	10
* at Temple	*	21:04	5-7	0-0	2-3	0-3-3	4	1	1	4	0	12
* TULSA	*	23:41	2-4	0-0	2-3	4-6-10	0	1	0	0	0	6
* at SMU	*	25:41	4-4	0-0	0-0	3-7-10	4	0	2	1	1	8
* MEMPHIS	*	33:50	6-10	0-0	8-9	4-8-12	1	1	4	1	1	20
* TULANE	*	25:29	9-10	0-0	8-9	4-3-7	3	3	1	1	2	26
* at East Carolina	*	28:47	8-14	0-0	1-2	7-5-12	2	1	0	4	0	17
* WICHITA STATE	*	28:56	2-5	0-0	2-2	2-1-3	3	1	0	1	1	6
* at Memphis	*	29:07	0-0	0-0	1-2	3-3-6	2	1	1	2	0	1
vs. (9) East Carolina	*	29:21	0-5	0-0	0-0	3-9-12	1	2	1	3	2	0
vs. (4) Cincinnati	*	25:36	7-12	0-0	2-4	2-6-8	3	0	1	0	1	16
vs. (2) Memphis	*	37:11	5-11	0-0	2-6	10-10-20	2	3	0	1	1	12
vs. (16) Northern Kentucky	*	34:51	4-6	0-0	3-4	5-7-12	1	4	1	1	0	11
vs. (9) Auburn	*	31:19	2-8	0-0	2-3	4-3-7	5	2	2	5	0	6
vs. #16/15 (5) Miami (Fla.)	*	22:25	1-2	0-0	0-0	2-0-2	1	1	1	0	0	2

ROBERTS' 2020-21 GAME-BY-GAME (21-4 • 13-3 American)

Opponent	GS	Min	FG-A	3FG-A	FT-A	O-D-T	PF	A	TO	Blk	Stl	Pts
LAMAR		17:18	2-4	0-0	1-1	3-3-6	1	0	0	2	2	5
BOISE STATE		21:01	1-5	0-0	0-0	5-9-14	2	0	1	1	2	2
vs. #14/13 Texas Tech		2:36	0-0	0-0	0-0	0-0-0	0	0	0	0	0	0
SOUTH CAROLINA		13:52	2-3	0-0	3-4	1-3-4	3	0	0	2	0	7
SAM HOUSTON STATE	Canceled											
RICE	Canceled											
ALCORN STATE		12:29	1-1	0-0	0-0	2-2-4	0	1	0	0	0	2
* TEMPLE		14:50	1-3	0-0	1-2	4-3-7	1	1	0	3	1	3
* at rv/rv UCF		9:01	0-1	0-0	0-0	2-1-3	1	0	1	0	0	0
* at Tulsa		6:13	0-0	0-0	0-2	0-0-0	1	0	0	2	0	0
* at rv/rv SMU		2:29	0-0	0-0	0-0	0-0-0	0	0	0	0	0	0
* WICHITA STATE		9:07	0-0	0-0	0-0	1-2-3	0	0	0	1	0	0
* TULANE		19:19	0-0	0-0	1-2	1-7-8	0	0	2	0	0	1
* at USF		PPD										
* UCF		11:20	2-2	0-0	0-0	1-3-4	2	0	1	0	1	4
* -/rv TULSA		15:58	2-3	0-0	0-0	5-2-7	0	2	0	0	0	4
* at Temple		8:27	0-0	0-0	0-0	0-1-1	0	0	1	0	1	0
* at Tulane		14:34	0-0	0-0	2-2	0-7-7	1	2	0	0	0	2
* SMU		9:43	0-1	0-0	0-0	0-2-2	0	0	1	0	1	0
* at East Carolina		2:48	0-0	0-0	0-0	0-0-0	1	0	0	0	0	0
OUR LADY OF THE LAKE	*	29:18	5-7	0-0	0-2	5-6-11	3	1	0	1	2	10
* at South Florida		11:33	2-2	0-0	0-1	1-0-1	1	0	0	1	0	4
* MEMPHIS	Canceled											
* EAST CAROLINA	Canceled											
* at Wichita State		9:49	1-2	0-0	0-0	2-1-3	1	0	1	0	0	2
* CINCINNATI		10:43	0-0	0-0	2-3	2-4-6	0	0	1	0	0	2
rv/- WKU		1:43	0-0	0-0	0-0	0-0-0	0	0	0	1	0	0
* SOUTH FLORIDA		7:34	0-0	0-0	0-0	0-3-3	0	0	1	0	0	0
* MEMPHIS	DNP - Injury											
vs. Tulane	DNP - Injury											
vs. Memphis	DNP - Injury											
vs. Cincinnati	DNP - Injury											
vs. Cleveland State		2:05	0-0	0-0	0-0	1-0-1	0	0	0	0	0	0
vs. Rutgers	DNP - Coach's decision											
vs. Syracuse	DNP - Coach's decision											
vs. Oregon State	DNP - Coach's decision											
vs. #3/3 Baylor		1:46	0-0	0-0	0-0	0-0-0	0	0	0	0	0	0

ROBERTS' 2021-22 GAME-BY-GAME (32-6 • 15-3 American)

Opponent	GS	Min	FG-A	3FG-A	FT-A	O-D-T	PF	A	TO	Blk	Stl	Pts
HOFSTRA		23:47	4-4	0-0	0-0	6-9-15	2	1	1	1	0	8
RICE		23:52	0-1	0-1	3-4	4-5-9	2	0	0	0	3	3
rv/#25 VIRGINIA		20:34	1-1	0-0	0-0	3-4-7	1	1	0	0	0	2
vs. Butler		19:37	1-3	0-1	3-4	1-5-6	2	1	1	0	1	5
vs. Wisconsin		19:14	1-5	0-2	3-4	3-3-6	0	0	2	1	1	5
vs. rv/#23 Oregon		13:33	2-2	0-0	0-1	1-2-3	3	0	0	0	0	4
NORTHWESTERN STATE		13:59	1-2	0-0	0-0	4-2-6	1	0	0	0	2	2
BRYANT		23:07	3-4	0-0	0-0	3-9-12	0	3	0	1	2	6
ALCORN STATE		13:36	0-0	0-0	1-2	0-4-4	3	0	2	0	0	1
at #9/9 Alabama		12:13	4-4	0-0	1-6	9-4-13	2	1	0	0	0	9
LOUISIANA		12:19	0-0	0-0	0-0	1-3-4	0	0	0	0	0	0
vs. Oklahoma State		4:46	0-1	0-0	0-0	0-1-1	0	0	0	0	0	0
TEXAS STATE		21:01	0-0	0-0	2-2	3-2-5	1	2	0	0	2	2
* CINCINNATI		Postponed										
* at Temple		10:38	1-1	0-0	0-0	2-1-3	2	0	1	0	2	2
* at South Florida		18:18	0-0	0-0	0-0	2-2-4	4	0	0	0	0	0
* WICHITA STATE		14:09	0-1	0-0	2-2	0-2-2	2	1	0	1	0	2
* at Tulsa		18:16	1-2	0-0	1-2	1-1-2	1	1	2	0	0	3
* SOUTH FLORIDA		14:13	0-1	0-0	0-0	2-2-4	0	2	0	0	0	0
* EAST CAROLINA		19:59	1-3	0-0	0-0	2-1-3	0	1	1	0	0	2
* at UCF		13:04	0-1	0-0	0-0	0-2-2	1	0	1	0	0	0
* TULANE		4:09	0-0	0-0	0-0	0-1-1	0	0	0	0	0	0
* at Cincinnati		12:25	0-0	0-0	0-0	1-3-4	1	0	2	0	0	0
* at -/rv SMU		3:14	2-2	0-0	1-1	0-0-0	0	0	0	0	0	5
* MEMPHIS		4:51	0-1	0-0	0-0	0-0-0	1	0	0	0	0	0
* UCF		12:01	3-3	0-0	0-0	0-0-0	2	0	2	0	1	6
* at Wichita State		11:22	1-4	0-0	0-1	0-1-1	1	0	0	0	0	2
* rv/rv SMU		17:52	3-4	0-0	0-0	5-3-8	2	2	1	1	1	6
* CINCINNATI		13:17	0-1	0-0	0-0	1-4-5	2	0	0	0	0	0
* TEMPLE		21:22	1-3	0-0	0-2	1-2-3	3	0	0	1	0	2
* at Memphis		18:16	1-1	0-0	0-0	1-2-3	2	1	2	0	2	2
vs. Cincinnati		16:55	2-3	0-0	3-3	0-1-1	2	1	0	0	0	3
vs. Tulane		33:43	5-6	0-0	0-0	5-8-13	4	1	2	0	1	10
vs. Memphis		15:21	1-2	0-0	0-1	3-2-5	0	1	1	1	1	2
vs. UAB		14:19	3-3	0-0	0-2	1-1-2	1	0	0	1	1	6
vs. #19/16 Illinois		12:22	0-1	0-0	0-0	2-3-5	1	0	0	0	0	0
vs. #2/2 Arizona		14:19	1-1	0-0	2-2	0-2-2	0	0	0	0	0	4
vs. #6/5 Villanova		26:04	2-2	0-0	3-4	4-4-8	2	0	0	2	3	7

ROBERTS' 2019-20 GAME-BY-GAME (0-0 • 0-0 American)

Opponent	GS	Min	FG-A	3FG-A	FT-A	O-D-T	PF	A	TO	Blk	Stl	Pts
Sat out as a redshirt												



#21 EMANUEL SHARP

Guard

6-3 • 205 • r-Sophomore-1L (RS '21-22)

Tampa, Fla. (Bishop McLaughlin School)

Undeclared Major

📷 X emanuelsharp_

CAREER HIGHS

Points

25, vs. Jackson State (12/9/23)

Field Goals Made

7, vs. rv/rv Texas A&M (12/16/23)

Field Goal Attempts

17, vs. rv/rv Texas A&M (12/16/23)

3-Point Field Goals Made

6, vs. McNeese (12/21/22)

3-Point Field Goal Attempts

13, vs. rv/rv Texas A&M (12/16/23)

Free Throws Made

11, vs. Texas State (12/21/23)

Free Throw Attempts

11, vs. Texas State (12/21/23)

Rebounds

10, vs. SMU (1/5/23)

Offensive Rebounds

5, vs. rv/rv Texas A&M (12/16/23)

Defensive Rebounds

8, vs. SMU (1/5/23)

Assists

4, at Xavier (12/1/23)

Steals

4, vs. Texas State (12/21/23)

Blocked Shots

1, vs. Stetson (11/13/23)

1, at SMU (2/16/23)

Minutes Played

37:04, at rv/rv Iowa State (1/9/24)

SOPHOMORE (2023-24)

Made his first career start in season opener against ULM... Posted the first 20-point game of his career with 20 points, thanks to four 3-pointers, against the Warhawks (11/6)... Finished with 11 points with two 3-pointers, two rebounds and two assists in home win over Texas A&M-Corpus Christi (11/11)... Posted 14 points with three 3-pointers and added three rebounds in win over Towson during Shriner Children's Charleston Classic First Round (11/16)... Led Houston with 15 points and grabbed six rebounds with three steals in win over Utah during Shriners Children's Charleston Classic (11/17)... Totaled 11 points with two 3-pointers and six rebounds, including three offensive, in home win over Montana (11/24)... Finished with 10 points and dished out four assists with three steals in win over Xavier (12/1)... Totaled 12 points on 4-of-8 shooting and grabbed four rebounds with three assists and a steal in home win over Rice (12/6)... Posted a career-high 25 points with five 3-pointers in home win over Jackson State... Also grabbed three rebounds with three steals against the Tigers (12/9)... Led Houston with 21 points and five 3-pointers in win over rv/rv Texas A&M at The Halal Guys Showcase inside Toyota Center... Also led Cougars with five offensive

rebounds... With Cougars clinging to 2-point lead late in shot clock, buried a 3-pointer from the right wing for a 5-point lead with 21 seconds remaining... Drained a pair of free throws for a 4-point lead with five seconds left against the Aggies (12/16)... Led all players with 17 points, thanks to 11-of-11 shooting from the free throw line, and grabbed three rebounds with game-high four steals in home win over Texas State (12/21)... Scored 12 points with four rebounds, including two offensive boards, and added a steal and assist in home win over Penn (12/30)... Led all players with seven rebounds and scored eight points with three steals in Big 12-opening win over West Virginia (1/6)... Led all players with 20 points and five 3-pointers at rv/rv Iowa State (1/9)... Topped all players with three steals at rv/rv TCU (1/13)... Pushed the Cougars' lead to three with 41 seconds remaining in road win at #21/19 BYU... Led Houston with nine rebounds, including four offensive boards, and added nine points with two steals against the Cougars (1/23).

2023-24 GAME-by-GAME STATISTICS (17-2 • 4-2 Big 12)

Date	Opponent	GS	Min	FG-A	3FG-FGA	FT-FTA	OR-DR	Tot	PF	A	TO	Blk	Stl	Pts
11/6/23	ULM	*	20:56	5-9	4-8	6-8	0-0	0	1	0	1	0	0	20
11/11/23	TEXAS A&M-CORPUS CHRISTI	*	21:51	3-8	2-5	3-3	2-1	3	3	2	1	0	0	11
11/13/23	STETSON	*	22:21	1-5	0-4	5-7	2-3	5	1	1	2	1	0	7
11/16/23	vs. Towson		18:12	4-7	3-5	3-3	0-3	3	2	0	1	0	0	14
11/17/23	vs. Utah		27:45	6-13	1-4	2-3	2-4	6	1	0	1	0	3	15
11/19/23	vs. Dayton		20:27	2-10	0-5	0-0	0-2	2	2	1	0	0	1	4
11/24/23	MONTANA		19:18	3-5	2-3	3-4	3-3	6	0	0	1	0	2	11
12/1/23	at Xavier	*	36:20	2-12	1-6	5-6	0-2	2	1	4	0	0	3	10
12/6/23	RICE	*	17:23	4-8	2-6	2-2	1-3	4	1	3	2	0	1	12
12/9/23	JACKSON STATE	*	22:04	6-13	5-9	8-10	1-2	3	2	1	1	0	3	25
12/16/23	vs. rv/rv Texas A&M	*	35:23	7-17	5-13	2-2	5-1	6	2	0	2	0	1	21
12/21/23	TEXAS STATE	*	27:04	2-10	2-9	11-11	1-2	3	2	1	1	0	4	17
12/30/23	PENN	*	27:57	5-10	2-5	0-0	2-2	4	3	1	1	0	1	12
1/6/24	* WEST VIRGINIA	*	20:52	3-4	1-2	1-1	2-5	7	3	0	2	0	3	8
1/9/24	* at rv/rv Iowa State	*	37:04	6-12	5-10	3-4	1-4	5	4	0	1	0	1	20
1/13/24	* at rv/rv TCU	*	28:54	2-7	1-4	3-4	0-0	0	4	1	1	0	3	8
1/17/24	* #25/25 TEXAS TECH	*	20:57	3-8	2-5	0-0	0-3	3	3	0	1	0	0	8
1/20/24	* UCF	*	19:33	0-7	0-3	2-2	0-1	1	5	0	0	0	0	2
1/23/24	* at #21/19 BYU	*	25:17	1-6	0-2	7-9	4-5	9	2	1	2	0	2	9
1/27/24	* rv/rv KANSAS STATE	---	---	---	---	---	---	---	---	---	---	---	---	---
1/29/24	* at Texas	---	---	---	---	---	---	---	---	---	---	---	---	---
2/3/24	* at Kansas	---	---	---	---	---	---	---	---	---	---	---	---	---
2/6/24	* OKLAHOMA STATE	---	---	---	---	---	---	---	---	---	---	---	---	---
2/10/24	* at Cincinnati	---	---	---	---	---	---	---	---	---	---	---	---	---
2/17/24	* TEXAS	---	---	---	---	---	---	---	---	---	---	---	---	---
2/19/24	* IOWA STATE	---	---	---	---	---	---	---	---	---	---	---	---	---
2/24/24	* at Baylor	---	---	---	---	---	---	---	---	---	---	---	---	---
2/27/24	* CINCINNATI	---	---	---	---	---	---	---	---	---	---	---	---	---
3/2/24	* at Oklahoma	---	---	---	---	---	---	---	---	---	---	---	---	---
3/6/24	* at UCF	---	---	---	---	---	---	---	---	---	---	---	---	---
3/9/24	* KANSAS	---	---	---	---	---	---	---	---	---	---	---	---	---

CAREER STATISTICS

Year	W-L	GP-GS	MP	FG-FGA	Pct	3P-A	Pct	FT-FTA	Pct	Off-Def	Reb - Avg	PF-DQ	Ast	TO	Blk	Stl	Pts - Avg
2021-22	0-0									Redshirt							
2022-23	30-3	33-0	515	58-159	.365	43-124	.347	37-42	.881	20-54	74-2.2	72-1	16	26	2	10	196-5.9
2023-24	17-2	19-15	470	65-171	.380	38-108	.352	66-79	.835	26-46	72-3.8	42-1	16	21	1	28	234-12.3
Totals	47-5	52-15	985	123-330	.373	81-232	.349	103-121	.851	46-100	146-2.8	114-2	32	47	3	38	430-8.3

2 NCAA National Championship Game Appearances • 6 NCAA Final Four Appearances • 24 NCAA Tournaments • 19 Conference Championships • 2 NBA Draft No. 1 Overall Picks • 12 NBA Draft First-Round Selections

SHARP's 2022-23 GAME-BY-GAME (30-3 • 17-1 American)

Opponent	Date	GS	Min	FG-A	3FG-A	FT-A	Off-Def	Tot	PF	A	TO	Blk	Stl	Pts
NORTHERN COLORADO	11/7/22		7:41	4-7	3-5	0-0	2-0	2	3	1	0	0	1	11
vs. Saint Joseph's	11/11/22		3:14	0-1	0-1	0-0	0-1	1	0	0	1	0	0	0
ORAL ROBERTS	11/14/22		11:47	2-2	0-0	2-2	0-2	2	2	0	3	0	0	6
TEXAS SOUTHERN	11/16/22		6:33	0-1	0-1	0-0	0-0	0	1	1	0	0	0	0
at rv/rv Oregon	11/20/22													
KENT STATE	11/26/22													
DNP – Coach's Decision														
NORFOLK STATE	11/29/22		19:01	1-6	1-4	0-0	1-1	2	0	0	1	0	0	3
vs. –/rv Saint Mary's (Calif.)	12/3/22													
DNP – Coach's Decision														
NORTH FLORIDA	12/6/22		19:14	3-5	3-5	0-0	0-0	0	0	0	1	0	0	9
#8/10 ALABAMA	12/10/22													
DNP – Coach's Decision														
NORTH CAROLINA A&T	12/13/22		25:39	3-5	1-3	3-3	0-3	3	3	2	3	0	0	10
at #2/2 Virginia	12/17/22		9:26	0-2	0-2	0-0	0-1	1	1	0	1	0	0	0
MCNEESE	12/21/22		19:11	6-10	6-10	0-0	2-1	3	0	1	1	0	0	18
* at Tulsa	12/28/22		20:17	4-7	3-5	3-3	0-4	4	4	0	4	0	0	14
* UCF	12/31/22		8:25	0-2	0-1	0-0	0-2	2	0	0	0	0	0	0
* SMU	1/5/23		23:31	1-9	1-7	3-3	2-8	10	3	0	0	0	0	6
* at Cincinnati	1/8/23		4:07	0-1	0-1	0-0	0-0	0	0	0	0	0	0	0
* SOUTH FLORIDA	1/11/23		14:51	3-6	2-5	0-0	0-0	0	3	0	1	0	0	8
* at Tulane	1/17/23		13:15	1-2	1-2	3-3	0-1	1	3	1	2	0	2	6
* TEMPLE	1/22/23		11:56	1-2	1-2	0-0	1-0	1	2	0	1	0	0	3
* at UCF	1/25/23		23:38	5-7	4-6	4-4	0-3	3	3	0	0	1	0	18
* CINCINNATI	1/28/23		23:51	1-5	1-5	2-3	0-2	2	1	1	1	0	0	5
* at Wichita State	2/2/23		6:22	0-2	0-2	0-0	0-1	1	2	0	0	0	0	0
* at Temple	2/5/23		19:33	2-4	1-3	1-2	1-2	3	2	0	0	0	0	6
* at SMU	2/16/23		22:33	2-8	2-6	1-2	3-2	5	3	2	1	1	0	7
* MEMPHIS	2/19/23		15:49	1-7	0-4	0-0	0-0	0	3	1	0	0	2	2
* TULANE	2/22/23		17:18	1-8	1-6	2-2	3-2	5	2	2	1	0	1	5
* at East Carolina	2/25/23		17:29	0-2	0-1	0-0	1-1	2	3	1	1	0	1	0
* WICHITA STATE	3/2/23		10:15	1-3	1-3	4-4	1-1	2	3	1	1	0	0	7
* at Memphis	3/5/23		14:16	2-4	1-3	0-0	0-0	0	2	0	1	0	0	5
vs. (9) East Carolina	3/10/23		18:09	1-6	1-4	1-2	0-2	2	4	0	0	0	1	4
vs. (4) Cincinnati	3/11/23		22:42	1-5	0-2	0-0	0-3	3	4	0	0	0	0	2
vs. (2) Memphis	3/12/23		12:37	1-5	1-5	0-0	2-0	2	2	0	0	0	0	3
vs. (16) Northern Kentucky	3/16/23		22:43	3-4	2-3	2-2	0-1	1	3	1	0	0	0	10
vs. (9) Auburn	3/18/23		12:54	1-4	1-3	4-5	0-4	4	2	0	0	0	1	7
vs. #16/15 (5) Miami (Fla.)	3/24/23		17:30	3-8	2-6	0-0	0-2	2	3	0	0	0	0	8

SHARP's 2021-22 GAME-BY-GAME (0-0 • 0-0 American)

Opponent	Date	GS	Min	FG-A	3FG-A	FT-A	Off-Def	Tot	PF	A	TO	Blk	Stl	Pts
Joined program on Dec. 29, 2021 – Did not compete in any games as redshirt														



#1 JAMAL SHEAD

Guard

6-1 • 200 • Senior-3L

Manor, Texas (Manor HS)

Health

@j.uno1 X Thejshead

CAREER HIGHS

Points

29, vs. #25/25 Texas Tech (1/17/24)

Field Goals Made

12, vs. #25/25 Texas Tech (1/17/24)

Field Goal Attempts

20, vs. #8/10 Alabama (12/10/22)

3-Point Field Goals Made

4, vs. Wichita State (3/2/23)
4, vs. Norfolk State (11/29/22)

3-Point Field Goal Attempts

9, vs. Memphis (3/12/23)

Free Throws Made

9, vs. #2/2 Arizona (3/24/22)

Free Throw Attempts

10, vs. Memphis (3/12/23)
10, vs. #2/2 Arizona (3/24/22)

Rebounds

9, vs. Our Lady of the Lake (2/6/21)

Offensive Rebounds

3, at UCF (1/25/23)
3, vs. SMU (1/5/23)
3, vs. Tulane (2/2/22)

Defensive Rebounds

8, vs. Our Lady of the Lake (2/6/21)

Assists

13, vs. Temple (3/3/22)

Steals

8, vs. Our Lady of the Lake (2/6/21)

Blocked Shots

4, vs. West Virginia (1/6/24)
4, vs. Lamar (11/25/20)

Minutes Played

49:31, at Wichita State (2/20/22)

HONORS

- 2023 Shriners Children's Charleston Classic All-Tournament Team
- Oscar Robertson National Player of the Week (Jan. 23, 2024)
- Big 12 Player of the Week (Jan. 22, 2024)

PRESEASON HONORS

- Wooden Award Preseason Watch List
- Jersey Mike's Naismith Trophy Preseason Watch List
- Bob Cousy Award Preseason Watch List

SENIOR (2023-24)

Became seventh player in school history to record 500+ assists in his career... Currently ranks fifth in Houston history with 555 assists. Made his season debut in season-opening win against ULM... Finished with five points, eight assists, three rebounds and four steals in less than 18 minutes against the Warhawks (11/6)... Tied for game-high lead with four assists and grabbed six rebounds in home win over Texas A&M-Corpus Christi (11/11)... Led all players with eight assists and five steals in home win over Stetson (11/13)... Dished out a game-high eight assists

with only one turnover and scored nine points with four rebounds in win over Towson during Shriners Children's Charleston Classic (11/16)... Scored 14 points with six rebounds, five assists and three steals in win over Utah during Shriners Children's Charleston Classic (11/17)... Finished with 16 points and grabbed six rebounds with four assists and two steals in win over Dayton during Shriners Children's Charleston Classic Title Game (11/19)... Scored 13 points with three rebounds and game highs of seven assists and four steals with only one turnover in home win over Montana... Moved past the 500-assist milestone with dime to LJ Cryer at 3-pointer to end first half against the Grizzlies (11/24)... Overcame foul trouble to score 13 points with three rebounds, four assists and two steals in win at Xavier (12/1)... Led all players with eight assists and only one turnover and added two steals in home win over Rice (12/6)... Dished out a game-high six assists and added nine points with two rebounds and a steal in home win over Jackson State (12/9)... Led all players with eight assists and only two turnovers in win over rv/rv Texas A&M in The Halal Guys Showcase inside Toyota Center... Added 12 points with three rebounds, two blocked shots and a steal against the Aggies (12/16)... Totaled 14 points with four rebounds, four assists and three steals in home win over Penn (12/30)... Did a little of everything well with eight points, five rebounds, four blocked shots and a game-high 11 assists and only one turnover in Big 12-opening win over West Virginia (1/6)... Posted 14 points with three rebounds, three assists, two blocks and two steals at rv/rv Iowa State (1/9)... Totaled 11 points with five assists at rv/rv TCU (1/13)... Scored 29 points on 12-of-16 shooting with four rebounds, game-high 10 assists, two steals and only two turnovers in nearly 33 minutes against #25/25 Texas Tech... Finished with 10 points, seven rebounds, five assists and four steals in home win over UCF (1/20)... Honored as Big 12 Player of the Week for Jan. 22 and an Oscar Robertson National Player of the Week for Jan. 23... Scored 16 points and led Cougars with four assists in road win at #21/19 BYU (1/23).

2023-24 GAME-by-GAME STATISTICS (17-2 • 4-2 Big 12)

Date	Opponent	GS	Min	FG-A	3FG-FGA	FT-FTA	OR-DR	Tot	PF	A	TO	Blk	Stl	Pts
11/6/23	ULM	*	17:49	2-5	1-2	0-0	0-3	3	2	8	3	0	4	5
11/11/23	TEXAS A&M-CORPUS CHRISTI	*	19:22	1-3	0-1	0-0	0-6	6	3	4	2	0	1	2
11/13/23	STETSON	*	28:01	2-7	1-3	0-1	0-3	3	0	4	5	0	0	8
11/16/23	vs. Towson	*	24:10	4-6	0-1	1-1	2-2	4	2	8	1	0	2	9
11/17/23	vs. Utah	*	33:43	6-17	2-6	0-3	2-4	6	2	5	4	1	3	14
11/19/23	vs. Dayton	*	28:50	7-13	2-3	0-0	1-5	6	1	4	2	0	2	16
11/24/23	MONTANA	*	28:44	5-8	0-3	3-4	0-3	3	4	7	1	0	4	13
12/1/23	at Xavier	*	28:11	4-12	1-3	4-4	2-1	3	4	4	2	1	2	13
12/6/23	RICE	*	26:18	2-5	1-1	0-0	1-3	4	0	8	1	0	2	5
12/9/23	JACKSON STATE	*	23:52	4-11	1-5	0-0	2-0	2	2	6	2	0	1	9
12/16/23	vs. rv/rv Texas A&M	*	32:11	5-11	2-3	0-0	0-3	3	3	8	2	2	1	12
12/21/23	TEXAS STATE	*	27:30	5-10	1-2	0-0	0-4	4	1	2	2	2	2	11
12/30/23	PENN	*	26:38	6-8	2-3	0-0	1-3	4	0	4	1	0	3	14
1/6/24	* WEST VIRGINIA	*	30:26	4-9	0-1	0-0	2-3	5	0	11	1	4	1	8
1/9/24	* at rv/rv Iowa State	*	37:15	5-15	1-8	3-4	1-2	3	2	3	5	2	2	14
1/13/24	* at rv/rv TCU	*	25:38	5-9	1-3	0-0	1-0	1	4	5	1	0	1	11
1/17/24	* #25/25 TEXAS TECH	*	33:38	12-16	2-3	3-3	0-4	4	1	10	2	0	2	29
1/20/24	* UCF	*	32:58	3-11	1-4	3-4	1-6	7	1	5	2	1	4	10
1/23/24	* at #21/19 BYU	*	34:08	6-19	2-5	2-2	1-2	3	3	4	1	0	1	16
1/27/24	* rv/rv KANSAS STATE	---	---	---	---	---	---	---	---	---	---	---	---	---
1/29/24	* at Texas	---	---	---	---	---	---	---	---	---	---	---	---	---
2/3/24	* at Kansas	---	---	---	---	---	---	---	---	---	---	---	---	---
2/6/24	* OKLAHOMA STATE	---	---	---	---	---	---	---	---	---	---	---	---	---
2/10/24	* at Cincinnati	---	---	---	---	---	---	---	---	---	---	---	---	---
2/17/24	* TEXAS	---	---	---	---	---	---	---	---	---	---	---	---	---
2/19/24	* IOWA STATE	---	---	---	---	---	---	---	---	---	---	---	---	---
2/24/24	* at Baylor	---	---	---	---	---	---	---	---	---	---	---	---	---
2/27/24	* CINCINNATI	---	---	---	---	---	---	---	---	---	---	---	---	---
3/2/24	* at Oklahoma	---	---	---	---	---	---	---	---	---	---	---	---	---
3/6/24	* at UCF	---	---	---	---	---	---	---	---	---	---	---	---	---
3/9/24	* KANSAS	---	---	---	---	---	---	---	---	---	---	---	---	---

CAREER STATISTICS

Year	W-L	GP-GS	MP	FG-FGA	Pct	3P-A	Pct	FT-FTA	Pct	Off-Def	Reb - Avg	PF-DQ	Ast	TO	Blk	Stl	Pts - Avg
2020-21	23-3	26-2	257	35-77	.455	3-24	.125	12-16	.750	3-25	28 - 1.1	22-0	39	25	5	21	85 - 3.3
2021-22	32-6	38-32	1,176	140-346	.405	36-121	.298	65-81	.802	21-93	114 - 3.0	90-1	221	76	9	62	381 - 10.0
2022-23	33-4	37-37	1,205	146-352	.415	45-145	.310	52-71	.732	20-91	111 - 3.0	80-0	200	76	8	63	389 - 10.5
2023-24	17-2	19-19	539	88-195	.451	21-60	.350	19-26	.731	17-57	74 - 3.9	35-0	114	39	13	43	216 - 11.4
Totals	105-15	120-90	3,178	409-970	.422	105-350	.300	148-194	.763	61-266	327 - 2.7	227-1	574	216	35	189	1,071 - 8.9

2 NCAA National Championship Game Appearances • 6 NCAA Final Four Appearances • 24 NCAA Tournaments • 19 Conference Championships • 2 NBA Draft No. 1 Overall Picks • 12 NBA Draft First-Round Selections

SHEAD's 2022-23 GAME-BY-GAME (33-4 • 17-1 American)

Opponent	GS	Min	FG-A	3FG-A	FT-A	O-D-T	PF	A	TO	Blk	Stl	Pts
NORTHERN COLORADO	*	31:15	3-8	0-3	3-3	1-2-3	1	9	1	0	3	9
vs. Saint Joseph's	*	34:33	2-10	0-5	0-0	0-1-1	1	8	1	0	3	4
ORAL ROBERTS	*	27:56	1-4	0-2	0-0	1-3-4	1	3	2	0	0	2
TEXAS SOUTHERN	*	26:05	3-4	2-3	0-1	0-2-2	3	6	2	0	1	8
at rv/rv Oregon	*	35:15	5-12	2-4	1-2	0-2-2	3	4	0	0	4	13
KENT STATE	*	33:26	2-9	0-2	2-3	1-4-5	2	2	4	0	3	6
NORFOLK STATE	*	28:38	4-4	4-4	0-1	1-2-3	2	11	3	0	1	12
vs. -/rv Saint Mary's (Calif)	*	38:29	2-12	2-3	0-0	1-3-4	2	3	2	0	3	6
NORTH FLORIDA	*	25:19	0-3	0-3	0-0	1-3-4	1	10	0	1	4	0
#8/10 ALABAMA	*	37:47	8-20	1-5	2-2	0-7-7	4	3	3	1	2	19
NORTH CAROLINA A&T	*	23:19	1-3	1-2	0-0	0-1-1	1	4	2	1	2	3
at #2/2 Virginia	*	34:47	5-9	1-4	0-0	0-3-3	3	4	2	0	0	11
McNEESE	*	30:18	3-9	1-5	0-0	0-2-2	1	9	3	1	2	7
* at Tulsa	*	26:38	4-6	1-3	0-0	0-3-3	1	2	0	0	0	9
* UCF	*	38:29	3-12	1-6	4-4	1-3-4	2	4	3	0	2	11
* SMU	*	25:26	0-4	0-1	2-3	3-0-3	3	3	3	0	1	2
* at Cincinnati	*	34:23	2-8	1-2	0-0	0-2-2	1	3	2	0	0	5
* SOUTH FLORIDA	*	37:12	8-14	3-6	1-2	2-4-6	4	3	3	0	1	20
* at Tulane	*	35:20	6-10	2-3	0-1	1-2-3	2	7	3	0	1	14
* TEMPLE	*	33:14	4-16	3-8	2-2	1-4-5	2	1	1	0	1	13
* at UCF	*	36:38	5-9	2-5	2-5	3-3-6	0	10	1	0	1	14
* CINCINNATI	*	30:01	5-9	0-2	3-4	0-2-2	4	5	1	0	0	13
* at Wichita State	*	37:47	5-11	0-2	3-4	0-3-3	0	7	1	0	2	13
* at Temple	*	26:36	4-6	2-3	2-2	0-1-1	4	7	1	0	3	12
* TULSA	*	29:51	1-4	1-3	0-0	1-6-7	2	12	2	0	2	3
* at SMU	*	34:59	6-11	1-4	0-0	0-1-1	2	8	1	0	2	13
* MEMPHIS	*	36:13	5-8	0-2	0-0	0-3-3	4	2	2	0	1	10
* TULANE	*	34:09	4-11	1-5	1-2	1-0-1	1	6	2	0	2	10
* at East Carolina	*	23:47	2-4	0-1	0-0	1-2-3	4	3	3	0	3	4
* WICHITA STATE	*	35:21	10-17	4-8	1-1	0-3-3	1	1	2	0	3	25
vs. Memphis	*	38:20	6-16	2-7	2-3	0-1-1	0	7	1	0	3	16
vs. (9) East Carolina	*	32:02	3-10	1-3	5-5	0-1-1	1	4	4	1	2	12
vs. (4) Cincinnati	*	31:46	7-11	2-4	0-0	0-4-4	3	9	2	1	1	16
vs. (2) Memphis	*	38:49	3-14	2-9	8-10	0-0-0	3	4	3	0	2	16
vs. (16) Northern Kentucky	*	36:30	6-15	1-4	0-0	0-3-3	3	6	6	1	1	13
vs. (9) Auburn	*	34:08	2-8	0-4	6-7	0-2-2	4	5	1	1	1	10
vs. #16/15 (5) Miami (Fla)	*	34:25	4-13	2-6	4-4	2-3-5	2	1	1	0	1	14

SHEAD's 2020-21 GAME-BY-GAME (23-3 • 12-2 American)

Opponent	GS	Min	FG-A	3FG-A	FT-A	O-D-T	PF	A	TO	Blk	Stl	Pts
LAMAR		17:59	1-5	0-4	0-0	0-1-1	1	3	0	4	1	2
BOISE STATE	DNP – Illness											
vs. #14/13 Texas Tech		1:44	0-0	0-0	0-0	0-0-0	0	0	0	0	1	0
SOUTH CAROLINA		24:56	3-7	1-3	2-2	0-1-1	2	1	3	1	1	9
SAM HOUSTON	Postponed											
RICE	Postponed											
ALCORN STATE	*	22:44	4-12	1-7	1-1	1-0-1	3	3	5	0	2	10
* TEMPLE		11:54	0-1	0-0	0-0	0-1-1	1	1	1	0	0	0
* at rv/rv UCF		4:56	0-0	0-0	1-2	0-0-0	0	1	0	0	0	1
* at Tulsa		6:59	0-1	0-1	0-0	0-0-0	0	0	0	0	0	0
* at rv/rv SMU		10:25	1-3	0-1	2-2	0-1-1	1	0	0	0	1	4
* WICHITA STATE		2:11	0-0	0-0	0-0	0-0-0	0	0	0	0	0	0
* TULANE		6:30	1-3	0-1	0-0	0-1-1	1	0	1	0	0	2
* at South Florida	Postponed											
* UCF		5:54	2-3	0-0	0-0	0-0-0	1	2	0	0	1	4
* -/rv TULSA		9:48	0-5	0-0	2-2	0-1-1	0	1	1	0	1	2
* at Temple		2:27	1-2	0-1	0-0	0-0-0	0	0	1	0	0	2
* at Tulane		18:22	4-6	0-0	0-0	0-1-1	2	4	3	0	0	8
* SMU		2:31	1-1	0-0	2-2	0-0-0	0	0	0	0	1	4
* at East Carolina		1:38	0-0	0-0	0-0	0-1-1	0	0	0	0	0	0
OUR LADY OF THE LAKE	*	35:54	10-16	0-2	0-0	1-8-9	2	11	5	0	8	20
* at South Florida	DNP – Coach's decision											
* MEMPHIS	Postponed											
* EAST CAROLINA	Postponed											
* at Wichita State	DNP – Coach's decision											
* CINCINNATI		10:57	2-3	0-0	0-0	0-1-1	1	0	0	0	1	4
rv/- WKU		6:51	0-1	0-1	0-0	0-1-1	1	1	0	0	1	0
* SOUTH FLORIDA		14:25	2-2	0-0	1-1	0-1-1	1	4	1	0	1	5
* MEMPHIS	DNP – Coach's decision											
vs. Tulane		2:16	1-1	1-1	0-0	0-1-1	0	2	0	0	0	3
vs. Memphis		3:25	0-0	0-0	0-0	0-0-0	0	0	0	0	0	0
vs. Cincinnati		16:10	1-1	0-0	0-0	0-2-2	3	3	0	0	1	2
vs. Cleveland State		11:59	0-2	0-2	0-2	0-2-2	1	1	3	0	0	0
vs. Rutgers		2:47	0-0	0-0	0-0	0-0-0	0	0	0	0	0	0
vs. Syracuse	DNP – Coach's decision											
vs. Oregon State	DNP – Coach's decision											
vs. #3/3 Baylor		1:46	1-2	0-0	1-2	1-1-2	0	0	0	0	0	3

SHEAD's 2021-22 GAME-BY-GAME (32-6 • 15-3 American)

Opponent	GS	Min	FG-A	3FG-A	FT-A	O-D-T	PF	A	TO	Blk	Stl	Pts
HOFSTRA		26:56	2-5	1-3	3-4	0-1-1	2	3	3	0	1	8
RICE		28:34	3-8	1-2	0-0	1-3-4	2	4	1	1	3	7
rv/#25 VIRGINIA		22:30	2-3	1-2	0-0	0-1-1	5	3	1	0	2	5
vs. Butler		22:56	4-8	0-3	0-0	0-2-2	2	3	1	1	3	8
vs. Wisconsin		21:00	3-7	0-1	2-4	1-1-2	3	5	2	0	1	8
vs. rv/#23 Oregon	*	29:24	2-5	0-0	0-0	0-2-2	1	6	2	1	0	4
NORTHWESTERN STATE	*	32:10	4-6	2-3	2-2	0-3-3	4	9	2	0	4	12
BRYANT	*	10:17	3-4	0-1	0-0	0-0-0	0	4	0	0	1	6
ALCORN STATE	*	33:07	2-3	1-2	0-0	0-5-5	0	10	0	0	2	5
at #9/9 Alabama	*	29:11	5-12	1-1	1-2	1-0-1	4	3	2	0	2	12
LOUISIANA	*	38:28	4-11	1-3	7-7	1-4-5	3	5	2	0	1	16
vs. Oklahoma State	*	27:44	5-11	2-4	6-8	1-0-1	4	8	3	0	2	18
TEXAS STATE	*	34:33	5-11	2-5	0-0	0-4-4	2	10	2	0	2	12
* CINCINNATI	Postponed											
* at Temple	*	40:00	5-17	0-6	4-4	0-2-2	1	6	4	0	1	14
* at South Florida		28:18	4-9	0-3	5-6	0-1-1	4	4	1	1	0	13
* WICHITA STATE	*	35:33	5-14	0-3	0-1	0-4-4	2	7	3	1	4	10
* at Tulsa	*	4:37	0-1	0-0	0-0	0-0-0	0	0	0	0	0	0
* SOUTH FLORIDA	*	20:22	0-4	0-1	0-0	0-3-3	2	5	2	1	1	0
* EAST CAROLINA	*	31:35	2-5	0-0	3-3	1-2-3	2	5	1	1	4	7
* at UCF	*	36:58	3-10	1-4	2-3	2-2-4	3	2	1	1	3	9
* TULANE	*	17:12	3-6	1-2	0-1	3-3-6	4	3	1	0	1	7
* at Cincinnati	*	31:32	8-15	1-3	0-0	2-3-5	3	6	4	0	3	17
* at -/rv SMU	*	37:20	6-14	2-5	0-0	1-3-4	4	12	4	0	0	14
* MEMPHIS	*	37:31	5-11	2-6	0-0	1-1-2	3	3	4	0	0	12
* UCF	*	36:24	4-10	2-5	2-2	0-4-4	1	8	3	0	2	12
* at Wichita State	*	49:31	5-18	3-8	0-0	1-6-7	1	9	2	0	4	13
* at Tulane	*	37:10	3-9	1-4	2-4	0-4-4	1	7	2	0	0	9
* rv/rv SMU	*	33:59	3-13	0-4	4-4	1-1-2	3	11	1	0	3	10
* CINCINNATI	*	28:59	1-3	0-1	2-2	0-4-4	2	2	4	0	0	4
* TEMPLE	*	37:15	4-7	2-4	0-0	0-4-4	3	13	1	0	3	10
* at Memphis	*	29:52	4-9	1-4	0-1	1-2-3	3	8	4	0	1	9
vs. Cincinnati	*	37:20	6-10	0-2	3-4	1-4-5	3	7	1	1	0	15
vs. Tulane	*	29:40	2-8	1-5	0-0	0-3-3	1	6	2	0	1	5
vs. Memphis	*	30:56	3-9	2-5	2-2	0-4-4	4	6	0	0	1	10
vs. UAB	*	34:10	4-8	2-4	2-2	0-3-3	2	7	1	0	1	12
vs. #19/16 Illinois	*	37:19	7-13	1-2	3-3	1-0-1	3	3	3	0	3	18
vs. #2/2 Arizona	*	37:49	5-16	2-5	9-10	1-3-4	2	6	5	0	2	21
vs. #6/5 Villanova	*	37:53	4-13	0-5	1-2	1-1-2	1	2	1	0	0	9



#25 JOSEPH TUGLER

Forward

6-7 • 220 • Freshman-HS

Houston, Texas (Cypress Falls HS)

Undeclared Major

📷 joseph_tugler X joseph_tugler

CAREER HIGHS

Points

13, vs. Penn (12/30/23)

Field Goals Made

5, vs. Penn (12/30/23)

Field Goal Attempts

7, vs. Penn (12/30/23)

3-Point Field Goals Made

None

3-Point Field Goal Attempts

1, vs. Texas A&M-Corpus Christi (11/11/23)

Free Throws Made

3, vs. Penn (12/30/23)

Free Throw Attempts

6, vs. Penn (12/30/23)

6, vs. Utah (11/17/23)

Rebounds

9, vs. Jackson State (12/9/23)

Offensive Rebounds

5, vs. Jackson State (12/9/23)

Defensive Rebounds

5, vs. #25/25 Texas Tech (1/17/24)

Assists

1, done six times; Most recently vs. Penn (12/30/23)

Steals

4, vs. Rice (12/6/23)

Blocked Shots

3, vs. rv/rv Texas A&M (12/16/23)

3, vs. Texas A&M-Corpus Christi (11/11/23)

Minutes Played

21:08, vs. Penn (12/30/23)

FRESHMAN (2023-24)

Made his Houston debut in season-opening win over ULM... Finished with two points and six rebounds, including a game-high-tying four offensive boards against the Warhawks (11/6)... Battled through foul trouble to score six points with six rebounds and two blocked shots in nearly 13 minutes at Xavier (12/1)... Led all players with four steals and

scored seven points on 3-of-3 shooting from the field with two offensive rebounds and a blocked shot in home win over Rice (12/6)... Grabbed nine rebounds, including five offensive boards with three steals in home win over Jackson State (12/9)... Scored four points with five rebounds, including three offensive, and blocked three shots in win over rv/rv Texas A&M in The Halal Guys Showcase inside Toyota Center (12/16)... Made his first career start in home win over Penn... Finished with 13 points on 5-of-7 shooting and grabbed seven rebounds, including three offensive, with two blocks and two steals against the Quakers (12/30)... Totaled six points with five rebounds and two steals in Big 12-opening win over West Virginia (1/6)... Snared five rebounds at rv/rv Iowa State (1/9)... Led all players with four offensive rebounds in home win over UCF (1/20).

2023-24 GAME-BY-GAME STATISTICS (17-2 • 4-2 Big 12)

Date	Opponent	GS	Min	FG-A	3FG-FGA	FT-FTA	OR-DR	Tot	PF	A	TO	Blk	Stl	Pts
11/6/23	ULM		12:25	1-2	0-0	0-0	4-2	6	3	1	1	1	0	2
11/11/23	TEXAS A&M-CORPUS CHRISTI		20:56	1-3	0-1	0-0	1-2	3	4	1	0	3	0	2
11/13/23	STETSON		15:38	1-2	0-0	0-0	1-3	4	2	1	0	1	2	2
11/16/23	vs. Towson		16:01	0-1	0-0	0-0	2-1	3	4	0	0	0	0	0
11/17/23	vs. Utah		10:01	1-1	0-0	2-6	1-0	1	3	0	0	0	1	4
11/19/23	vs. Dayton		11:11	1-1	0-0	1-2	0-1	1	3	0	0	1	0	3
11/24/23	MONTANA		17:12	1-2	0-0	1-2	0-2	2	2	0	0	2	1	3
12/1/23	at Xavier		12:39	3-4	0-0	0-0	3-3	6	5	0	1	2	1	6
12/6/23	RICE		13:47	3-3	0-0	1-2	2-0	2	3	0	3	1	4	7
12/9/23	JACKSON STATE		23:01	0-0	0-0	1-2	5-4	9	3	0	0	1	3	1
12/16/23	vs. rv/rv Texas A&M		21:25	2-4	0-0	0-0	3-2	5	3	1	0	3	0	4
12/21/23	TEXAS STATE		19:15	2-5	0-0	0-0	3-1	4	2	0	0	2	1	4
12/30/23	PENN	*	21:08	5-7	0-0	3-6	3-4	7	3	1	0	2	2	13
1/6/24	* WEST VIRGINIA		17:47	2-4	0-0	2-2	1-4	5	4	0	1	0	2	6
1/9/24	* at rv/rv Iowa State		17:03	1-1	0-0	1-2	1-4	5	5	0	1	0	0	3
1/13/24	* at rv/rv TCU		11:06	2-3	0-0	0-0	1-2	3	4	0	0	0	0	4
1/17/24	* #25/25 TEXAS TECH		12:40	1-2	0-0	0-0	0-5	5	4	0	1	0	1	2
1/20/24	* UCF		14:42	0-1	0-0	0-1	4-1	5	3	1	0	2	1	0
1/23/24	* at #21/19 BYU		10:58	1-3	0-0	1-4	1-3	4	2	0	1	1	1	3
1/27/24	* rv/rv KANSAS STATE	---	---	---	---	---	---	---	---	---	---	---	---	---
1/29/24	* at Texas	---	---	---	---	---	---	---	---	---	---	---	---	---
2/3/24	* at Kansas	---	---	---	---	---	---	---	---	---	---	---	---	---
2/6/24	* OKLAHOMA STATE	---	---	---	---	---	---	---	---	---	---	---	---	---
2/10/24	* at Cincinnati	---	---	---	---	---	---	---	---	---	---	---	---	---
2/17/24	* TEXAS	---	---	---	---	---	---	---	---	---	---	---	---	---
2/19/24	* IOWA STATE	---	---	---	---	---	---	---	---	---	---	---	---	---
2/24/24	* at Baylor	---	---	---	---	---	---	---	---	---	---	---	---	---
2/27/24	* CINCINNATI	---	---	---	---	---	---	---	---	---	---	---	---	---
3/2/24	* at Oklahoma	---	---	---	---	---	---	---	---	---	---	---	---	---
3/6/24	* at UCF	---	---	---	---	---	---	---	---	---	---	---	---	---
3/9/24	* KANSAS	---	---	---	---	---	---	---	---	---	---	---	---	---

CAREER STATISTICS

Year	W-L	GP-GS	MP	FG-FGA	Pct	3P-A	Pct	FT-FTA	Pct	Off-Def	Reb - Avg	PF-DQ	Ast	TO	Blk	Stl	Pts - Avg
2023-24	17-2	19-1	299	28-49	.571	0-1	.000	13-29	.448	36-44	80 - 4.2	62-2	6	9	22	20	69 - 3.6
Totals	17-2	19-1	299	28-49	.571	0-1	.000	13-29	.448	36-44	80 - 4.2	62-2	6	9	22	20	69 - 3.6



#3 RAMON WALKER Jr.

Guard

6-4 • 210 • Junior-2L (RS '22-23)

Pearland, Texas (Shadow Creek HS)

Health

@ramonwalkerjr X ramonwalker04

(11/11)... Grabbed six rebounds, including two offensive boards, and scored four points in home win over Texas State (12/21)... Posted six rebounds, including three offensive, with a pair of steals in home win over Penn (12/30).

CAREER HIGHS

Points

13, at Temple (1/2/22)

Field Goals Made

4, done four times; Most recently vs. Tulane (3/12/22)

Field Goal Attempts

10, at Temple (1/2/22)

3-Point Field Goals Made

3, done three times; Most recently vs. Tulane (3/12/22)

3-Point Field Goal Attempts

6, vs. Tulane (2/2/22)
6, at Temple (1/2/22)

Free Throws Made

4, vs. UCF (1/20/24)

Free Throw Attempts

6, vs. Jackson State (12/9/23)

Rebounds

7, vs. Texas A&M-Corpus Christi (11/11/23)
7, vs. ULM (11/6/23)
7, vs. rv/rv SMU (2/27/22)

Offensive Rebounds

4, vs. ULM (11/6/23)

Defensive Rebounds

6, at Tulsa (1/15/22)

Assists

2, done six times; Most recently vs. UCF (1/20/24)

Steals

2, vs. Penn (12/30/23)
2, vs. Oklahoma State (12/18/21)

Blocked Shots

1, vs. Cincinnati (3/1/22)
1, at Wichita State (2/20/22)

Minutes Played

37:01, at Temple (1/2/22)

JUNIOR (2023-24)

Made his season debut in season-opening win over ULM inside Fertitta Center... Finished with five points, two assists and seven rebounds, including a game-high-tying four offensive boards against the Warhawks (11/6)... Posted eight points with seven rebounds, including two offensive boards, and steal in home win over Texas A&M-Corpus Christi

2023-24 GAME-by-GAME STATISTICS (15-2 • 4-2 Big 12)

Date	Opponent	GS	Min	FG-A	3FG-FGA	FT-FTA	OR-DR	Tot	PF	A	TO	Blk	Stl	Pts
11/6/23	ULM		16:36	1-3	1-2	2-2	4-3	7	2	2	0	0	0	5
11/11/23	TEXAS A&M-CORPUS CHRISTI		13:37	3-6	2-3	0-2	2-5	7	2	0	0	0	1	8
11/13/23	STETSON		13:48	1-1	0-0	0-0	1-2	3	3	1	1	0	0	2
11/16/23	vs. Towson		6:18	0-2	0-0	0-0	2-2	4	2	0	1	0	0	0
11/17/23	vs. Utah		DNP – Coach's Decision											
11/19/23	vs. Dayton		1:38	0-0	0-0	2-2	0-0	0	0	0	0	0	0	2
11/24/23	MONTANA		17:58	0-2	0-1	1-2	2-2	4	1	1	0	0	0	1
12/1/23	at Xavier		1:34	0-0	0-0	0-0	0-0	0	2	0	0	0	0	0
12/6/23	RICE		10:08	1-2	0-0	0-1	1-2	3	0	0	0	0	0	2
12/9/23	JACKSON STATE		8:51	0-0	0-0	3-6	1-1	2	1	0	1	0	1	3
12/16/23	vs. rv/rv Texas A&M		DNP – Coach's Decision											
12/21/23	TEXAS STATE		20:33	2-6	0-3	0-0	2-4	6	4	1	1	0	1	4
12/30/23	PENN		24:19	0-2	0-2	0-0	3-3	6	3	1	0	0	2	0
1/6/24	* WEST VIRGINIA		14:27	2-2	1-1	0-0	1-4	5	1	0	0	0	1	5
1/9/24	* at rv/rv Iowa State		5:28	0-0	0-0	0-0	0-1	1	0	0	1	0	0	0
1/13/24	* at rv/rv TCU		5:12	0-1	0-1	0-0	0-1	1	2	0	0	0	0	0
1/17/24	* #25/25 TEXAS TECH		10:06	1-4	1-3	0-0	3-1	4	0	0	0	0	0	3
1/20/24	* UCF		18:38	1-1	1-1	4-5	1-2	3	1	2	1	0	0	7
1/23/24	* at #21/19 BYU		6:36	0-0	0-0	0-0	0-1	1	0	0	0	0	0	0
1/27/24	* rv/rv KANSAS STATE	---	---	---	---	---	---	---	---	---	---	---	---	---
1/29/24	* at Texas	---	---	---	---	---	---	---	---	---	---	---	---	---
2/3/24	* at Kansas	---	---	---	---	---	---	---	---	---	---	---	---	---
2/6/24	* OKLAHOMA STATE	---	---	---	---	---	---	---	---	---	---	---	---	---
2/10/24	* at Cincinnati	---	---	---	---	---	---	---	---	---	---	---	---	---
2/17/24	* TEXAS	---	---	---	---	---	---	---	---	---	---	---	---	---
2/19/24	* IOWA STATE	---	---	---	---	---	---	---	---	---	---	---	---	---
2/24/24	* at Baylor	---	---	---	---	---	---	---	---	---	---	---	---	---
2/27/24	* CINCINNATI	---	---	---	---	---	---	---	---	---	---	---	---	---
3/2/24	* at Oklahoma	---	---	---	---	---	---	---	---	---	---	---	---	---
3/6/24	* at UCF	---	---	---	---	---	---	---	---	---	---	---	---	---
3/9/24	* KANSAS	---	---	---	---	---	---	---	---	---	---	---	---	---

CAREER STATISTICS

Year	W-L	GP-GS	MP	FG-FGA	Pct	3P-A	Pct	FT-FTA	Pct	Off-Def	Reb – Avg	PF-DQ	Ast	TO	Blk	Stl	Pts – Avg
2021-22	24-4	28-2	517	28-82	.341	17-62	.274	16-19	.842	22-53	75 – 2.7	46-0	14	15	3	10	89 – 3.2
2022-23	9-1	10-0	151	10-28	.357	4-15	.267	5-7	.714	7-18	25 – 2.5	16-1	4	6	0	2	29 – 2.9
2023-24	15-2	17-0	196	12-32	.375	6-17	.353	12-20	.600	23-34	57 – 3.4	24-0	8	7	0	6	42 – 2.5
Totals	48-7	55-2	864	50-142	.352	27-94	.287	33-46	.717	52-105	157 – 2.9	86-1	26	28	3	18	160 – 2.9

WALKER Jr.'s 2022-23 GAME-BY-GAME (9-1 • 1-0 American)

Opponent	Date	GS	Min	FG-A	3FG-A	FT-A	Off-Def	Tot	PF	A	TO	Blk	Stl	Pts
NORTHERN COLORADO	11/7/22		13:38	1-2	1-2	0-0	0-1	1	3	2	0	0	0	3
vs. Saint Joseph's	11/11/22		18:09	3-6	2-4	1-2	2-2	4	5	0	0	0	1	9
ORAL ROBERTS	11/14/22		20:20	0-1	0-1	0-0	2-4	6	1	0	2	0	0	0
TEXAS SOUTHERN	11/16/22		17:47	3-6	1-3	0-0	1-3	4	2	1	0	0	1	7
at rv/rv Oregon	11/20/22		7:18	0-0	0-0	2-3	0-0	0	0	0	0	0	0	2
KENT STATE	11/26/22		DNP – Illness											
NORFOLK STATE	11/29/22		DNP – Illness											
vs. –/rv Saint Mary's (Calif.)	12/3/22		DNP – Coach's Decision											
NORTH FLORIDA	12/6/22		21:05	0-4	0-3	2-2	0-3	3	2	0	2	0	0	2
#8/10 ALABAMA	12/10/22		16:33	0-2	0-1	0-0	1-3	4	3	0	0	0	0	3
NORTH CAROLINA A&T	12/13/22		10:18	3-5	0-0	0-0	0-1	1	0	0	2	0	0	6
at #2/2 Virginia	12/17/22		DNP – Coach's Decision											
McNEESE	12/21/22		15:36	0-1	0-0	0-0	1-0	1	0	1	0	0	0	0
* at Tulsa	12/28/22		9:52	0-1	0-1	0-0	0-1	1	0	0	0	0	0	0

Sat out the rest of the season and received a redshirt

WALKER Jr.'s 2021-22 GAME-BY-GAME (24-4 • 15-3 American)

Opponent	Date	GS	Min	FG-A	3FG-A	FT-A	Off-Def	Tot	PF	A	TO	Blk	Stl	Pts
HOFSTRA	11/9/21		DNP – Coach's Decision											
RICE	11/12/21		DNP – Injury											
rv/#25 VIRGINIA	11/16/21		DNP – Injury											
vs. Butler	11/22/21		DNP – Injury											
vs. Wisconsin	11/23/21		DNP – Injury											
vs. rv/#23 Oregon	11/24/21		DNP – Injury											
NORTHWESTERN STATE	11/30/21		DNP – Injury											
BRYANT	12/3/21		DNP – Injury											
ALCORN STATE	12/6/21		DNP – Injury											
at #9/9 Alabama	12/11/21		DNP – Injury											
LOUISIANA	12/14/21		7:09	0-3	0-2	0-0	0-0	0	1	0	0	0	0	0
vs. Oklahoma State	12/18/21		17:25	0-0	0-0	3-4	0-1	1	1	0	1	0	2	3
TEXAS STATE	12/22/21		22:39	2-4	1-3	0-0	1-4	5	1	1	0	0	0	5
* CINCINNATI	12/28/21		Postponed											
* at Temple	1/2/22	*	37:01	4-10	3-6	2-2	1-2	3	0	0	1	0	1	13
* at South Florida	1/5/22		19:11	0-4	0-4	0-0	0-1	1	1	1	1	0	0	0
* WICHITA STATE	1/8/22		12:20	1-4	1-4	2-2	0-1	1	1	1	0	0	1	5
* at Tulsa	1/15/22		30:45	1-5	0-4	0-0	0-6	6	4	1	1	0	0	2
* SOUTH FLORIDA	1/18/22	*	22:27	1-7	0-5	0-0	2-3	5	3	2	0	0	0	2
* EAST CAROLINA	1/22/22		17:01	1-2	1-2	0-0	1-5	6	4	0	0	0	0	3
* at UCF	1/29/22		9:28	1-1	0-0	0-0	0-0	0	3	0	0	0	1	2
* TULANE	2/2/22		25:21	4-9	1-6	2-2	3-1	4	2	0	1	0	0	11
* at Cincinnati	2/6/22		20:33	0-2	0-2	0-0	0-1	1	1	1	0	0	0	0
* at –/rv SMU	2/9/22		13:08	0-0	0-0	0-0	0-1	1	1	0	1	0	0	
* MEMPHIS	2/12/22		11:04	0-1	0-1	0-0	1-0	1	0	0	0	0	0	0
* UCF	2/17/22		13:15	2-2	2-2	2-3	0-1	1	2	0	1	0	1	8
* at Wichita State	2/20/22		31:09	4-6	3-5	0-0	2-0	2	2	0	1	1	0	11
* at Tulane	2/23/22		20:02	1-4	1-4	0-0	1-4	5	1	2	0	0	0	3
* rv/rv SMU	2/27/22		22:10	0-1	0-1	0-1	2-5	7	3	0	0	0	0	0
* CINCINNATI	3/1/22		19:07	0-3	0-2	0-0	0-1	1	3	0	2	1	0	0
* TEMPLE	3/3/22		13:12	0-0	0-0	0-0	3-1	4	0	0	1	0	0	0
* at Memphis	3/6/22		12:52	0-1	0-1	0-0	1-2	3	2	1	2	0	1	0
vs. Cincinnati	3/11/22		13:06	0-0	0-0	3-3	0-1	1	2	1	0	0	0	3
vs. Tulane	3/12/22		23:19	4-7	3-4	0-0	1-5	6	1	1	1	0	1	11
vs. Memphis	3/13/22		19:40	0-2	0-2	0-0	1-0	1	0	0	1	0	0	0
vs. UAB	3/18/22		16:28	0-1	0-1	2-2	2-4	6	3	2	0	0	1	2
vs. #19/16 Illinois	3/20/22		11:55	0-0	0-0	0-0	0-0	0	1	0	0	0	0	0
vs. #2/2 Arizona	3/24/22		26:30	2-3	1-2	0-0	0-3	3	2	0	0	1	1	5
vs. #6/5 Villanova	3/26/22		8:45	0-0	0-0	0-0	0-0	0	1	0	0	0	0	0



#8 MYLIK WILSON

Guard

6-2 • 175 • r-Senior-RS (RS '22-23)

Rayville, La.-Rayville HS (Texas Tech/Louisiana)

Psychology

📧 m.w.13 X mylikw13

REDSHIRT SENIOR (2023-24)

Made his Houston debut in season-opening win against ULM inside Fertitta Center... Finished with two points, four rebounds, four assists and two steals against the Warhawks (11/6)... Posted four points with

six rebounds and a game-high four steals in home win over Texas A&M-Corpus Christi (11/11)... Scored 11 points on 5-of-6 shooting with three rebounds, an assist and steal in home win over Stetson (11/13)... Grabbed five rebounds with an assist, steal and blocked shot in home win over Rice (12/6)... Did a little of everything in home win over Jackson State... Posted 10 points with five rebounds, five assists and a game-high five steals in just under 18 minutes against the Tigers (12/9)... Grabbed a team-high seven rebounds and scored eight points on 4-of-6 shooting from the field in home win over Texas State (12/21)... Scored eight points, thanks to 4-of-4 shooting from the free throw line, and added an offensive rebound, assist, steal and blocked shot in home win over Penn (12/30)... Tied for team lead with seven rebounds and posted eight points with an assist and steal in home win over UCF (1/20).

CAREER HIGHS

Points

11, vs. Stetson (11/13/23)
30, at Appalachian State (1/6/20)

Field Goals Made

5, vs. Jackson State (12/9/23)
5, vs. Stetson (11/13/23)
10, at Appalachian State (1/6/20)

Field Goal Attempts

10, vs. UCF (1/20/24)
19, at Appalachian State (1/6/20)

3-Point Field Goals Made

1, at #21/19 BYU (1/23/24)
1, vs. West Virginia (1/6/24)
1, vs. Stetson (11/13/23)
5, at UT Arlington (1/16/21)
5, vs. South Alabama (1/2/20)

3-Point Field Goal Attempts

3, at #21/19 BYU (1/23/24)
3, vs. ULM (1/6/23)
9, vs. South Alabama (1/2/20)

Free Throws Made

4, vs. Penn (12/30/23)
7, at ULM (2/13/21)
7, at Arkansas State (12/18/19)

Free Throw Attempts

4, vs. Penn (12/30/23)
10, at Arkansas State (12/18/19)

Rebounds

7, vs. UCF (1/20/24)
7, vs. Texas State (12/21/23)
16, at UT Arlington (1/16/21)

Offensive Rebounds

2, done four times; Most recently
vs. Texas State (12/21/23)
6, vs. LSU-Alexandria (12/8/20)

Defensive Rebounds

7, vs. UCF (1/20/24)
13, at UT Arlington (1/16/21)

Assists

5, vs. Jackson State (12/9/23)
8, vs. Coastal Carolina (3/3/20)

Steals

5, vs. Jackson State (12/9/23)
5, vs. New Orleans (12/15/20)
5, vs. Coastal Carolina (3/3/20)

Blocked Shots

2, vs. ULM (11/6/23)
3, vs. Kansas State (2/28/22)
3, vs. ULM (2/11/21)

Minutes Played

22:45, 4, vs. Penn (12/30/23)
40, vs. South Alabama (3/6/21)
40, at Appalachian State (1/6/20)

*Accomplished prior to Houston
2019-21 – Louisiana | 2021-22 Texas Tech*

2023-24 GAME-BY-GAME STATISTICS (16-2 • 4-2 Big 12)

Date	Opponent	GS	Min	FG-A	3FG-FGA	FT-FTA	OR-DR	Tot	PF	A	TO	Blk	Stl	Pts
11/6/23	ULM		16:52	0-5	0-3	2-2	2-2	4	2	4	1	2	2	2
11/11/23	TEXAS A&M-CORPUS CHRISTI		16:52	2-6	0-1	0-2	2-4	6	1	2	1	0	4	4
11/13/23	STETSON		13:20	5-6	1-1	0-0	2-1	3	1	1	1	0	1	11
11/16/23	vs. Towson		21:01	1-6	0-0	0-0	0-1	1	1	0	0	1	1	2
11/17/23	vs. Utah		3:41	0-1	0-1	0-0	0-1	1	1	0	0	0	0	0
11/19/23	vs. Dayton		8:26	0-2	0-0	0-0	0-0	0	0	0	0	0	0	0
11/24/23	MONTANA		3:31	0-1	0-0	0-0	0-0	0	2	0	0	0	0	0
12/1/23	at Xavier		1:44	0-0	0-0	0-0	0-0	0	1	0	0	0	0	0
12/6/23	RICE		15:43	1-3	0-0	0-0	1-4	5	2	1	1	1	1	2
12/9/23	JACKSON STATE		17:59	5-9	0-1	0-0	1-4	5	2	5	1	1	5	10
12/16/23	vs. rv/rv Texas A&M		DNP – Coach's Decision											
12/21/23	TEXAS STATE		16:58	4-6	0-0	0-0	2-5	7	1	1	0	0	0	8
12/30/23	PENN		22:45	2-6	0-0	4-4	1-0	1	0	1	0	1	1	8
1/6/24	* WEST VIRGINIA		12:35	2-5	1-1	1-2	0-1	1	1	1	0	0	0	6
1/9/24	* at rv/rv Iowa State		4:28	0-0	0-0	0-0	0-1	1	0	0	1	0	0	0
1/13/24	* at rv/rv TCU		6:14	0-3	0-1	0-0	0-2	2	2	0	0	0	0	0
1/17/24	* #25/25 TEXAS TECH		2:57	1-2	0-0	0-0	0-0	0	2	0	1	0	0	0
1/20/24	* UCF		22:31	4-10	0-0	0-0	0-7	7	4	1	2	0	1	8
1/23/24	* at #21/19 BYU		10:11	1-4	1-3	0-0	1-2	3	1	0	1	0	0	3
1/27/24	* rv/rv KANSAS STATE	---	---	---	---	---	---	---	---	---	---	---	---	---
1/29/24	* at Texas	---	---	---	---	---	---	---	---	---	---	---	---	---
2/3/24	* at Kansas	---	---	---	---	---	---	---	---	---	---	---	---	---
2/6/24	* OKLAHOMA STATE	---	---	---	---	---	---	---	---	---	---	---	---	---
2/10/24	* at Cincinnati	---	---	---	---	---	---	---	---	---	---	---	---	---
2/17/24	* TEXAS	---	---	---	---	---	---	---	---	---	---	---	---	---
2/19/24	* IOWA STATE	---	---	---	---	---	---	---	---	---	---	---	---	---
2/24/24	* at Baylor	---	---	---	---	---	---	---	---	---	---	---	---	---
2/27/24	* CINCINNATI	---	---	---	---	---	---	---	---	---	---	---	---	---
3/2/24	* at Oklahoma	---	---	---	---	---	---	---	---	---	---	---	---	---
3/6/24	* at UCF	---	---	---	---	---	---	---	---	---	---	---	---	---
3/9/24	* KANSAS	---	---	---	---	---	---	---	---	---	---	---	---	---

CAREER STATISTICS

Year	W-L	GP-GS	MP	FG-FGA	Pct	3P-A	Pct	FT-FTA	Pct	Off-Def	Reb – Avg	PF-DQ	Ast	TO	Blk	Stl	Pts – Avg
2019-20 (at UL)	14-15	29-24	991	128-270	.474	7-21	.333	48-68	.706	34-132	166 – 5.7	79-0	85	82	18	68	333 – 11.5
2020-21 (at UL)	17-9	26-26	877	132-301	.439	13-53	.245	59-81	.728	32-111	143 – 5.5	66-1	83	56	25	52	336 12.9
2021-22 (at TTU)	24-8	32-5	487	31-71	.437	2-12	.167	17-27	.630	9-45	54 – 1.7	26-0	53	27	17	38	81 – 2.5
2022-23	0-0																
2023-24	16-2	18-0	218	28-75	.373	3-12	.250	7-10	.700	12-35	47 – 2.6	24-0	17	10	6	16	66 – 3.7
UH Totals	16-2	18-0	218	28-75	.373	3-12	.250	7-10	.700	12-35	47 – 2.6	24-0	17	10	6	16	66 – 3.7
UL Totals	31-24	55-50	1,868	260-571	.455	20-74	.270	107-149	.718	66-243	309 – 5.6	145-1	168	138	43	120	669 – 12.2
TTU Totals	25-8	32-5	487	31-71	.437	2-12	.167	17-27	.630	9-45	54 – 1.7	26-0	53	27	17	38	81 – 2.5
Totals	71-34	105-55	2,570	319-717	.445	47-158	.297	131-186	.704	87-323	410 – 3.9	195-1	238	175	66	174	816 – 7.8

WILSON's 2022-23 GAME-BY-GAME (0-0 • 0-0 American)

Opponent	GS	Min	FG-A	3FG-A	FT-A	O-D-T	PF	A	TO	Blk	Stl	Pts
Sat out as a redshirt												

WILSON's 2020-21 GAME-BY-GAME (17-9 • 10-7 Sun Belt at Louisiana)

Opponent	GS	Min	FG-A	3FG-A	FT-A	O-D-T	PF	A	TO	Blk	Stl	Pts
vs. Baylor	*	34	4-12	0-3	0-0	0-3-3	2	2	2	1	2	8
at New Orleans	*	36	7-17	1-4	6-7	0-6-6	2	2	2	0	5	21
LSU-SHREVEPORT	*	37	6-17	0-3	2-3	2-8-10	3	7	4	2	0	14
LSU-ALEXANDRIA	*	29	7-16	1-4	0-0	6-1-7	1	6	2	1	1	15
LOUISIANA TECH	*	28	5-10	0-2	1-3	0-3-3	2	2	1	1	3	11
NEW ORLEANS	*	31	6-11	0-0	3-4	1-2-3	3	3	5	2	5	15
McNEESE	*	34	5-10	0-1	2-2	1-1-2	2	2	2	2	0	12
* TEXAS STATE	*	39	9-14	0-2	3-3	5-6-11	4	2	3	3	4	21
* TEXAS STATE	*	37	4-10	1-3	5-5	0-2-2	4	3	2	0	2	14
* LITTLE ROCK	*	32	5-9	0-1	0-0	0-1-1	2	2	1	1	3	10
* LITTLE ROCK	*	34	3-13	0-1	4-4	1-3-4	4	3	2	0	3	10
* at UT Arlington	*	30	5-16	1-3	0-0	0-7-7	1	0	0	1	1	11
* at UT Arlington	*	36	8-11	5-5	4-7	3-13-16	2	2	2	1	4	25
* ARKANSAS STATE	*	32	5-12	0-3	0-1	2-1-3	4	0	0	0	3	10
* ARKANSAS STATE	*	33	5-12	0-1	2-2	0-2-2	0	5	2	0	3	12
* at Texas State	*	30	3-9	0-2	2-2	0-8-8	3	1	0	0	0	8
* at Texas State	*	19	3-4	0-0	1-2	2-2-4	4	3	1	0	2	7
* at Arkansas State	*	35	3-10	0-1	1-2	1-3-4	4	2	3	1	1	7
* at Arkansas State	*	36	6-15	0-2	0-0	1-5-6	1	2	3	0	3	12
* ULM	*	32	5-13	1-3	2-4	2-3-5	2	3	1	3	0	13
* at ULM	*	38	6-10	1-4	7-7	1-5-6	2	7	3	1	2	20
* UT ARLINGTON	*	37	2-7	0-0	4-7	1-7-8	2	5	4	2	1	8
* at Little Rock	*	36	3-7	0-0	5-7	1-3-4	2	3	4	1	1	11
* at Little Rock	*	34	1-7	0-1	4-6	0-2-2	2	4	2	0	0	6
vs. South Alabama	*	40	7-13	1-2	1-1	2-8-10	3	6	1	1	3	16
vs. Georgia State	*	38	9-16	1-2	0-2	0-6-6	5	6	4	1	2	19

WILSON's 2019-20 GAME-BY-GAME (14-15 • 8-8 Sun Belt at Louisiana)

Opponent	GS	Min	FG-A	3FG-A	FT-A	O-D-T	PF	A	TO	Blk	Stl	Pts
LOYOLA (N.O.)		34	5-10	0-2	1-2	0-4-4	1	4	5	1	4	11
McNEESE	*	40	3-9	0-2	0-0	4-2-6	4	5	2	2	2	6
at TCU	*	35	6-15	2-5	2-3	1-5-6	3	2	5	0	3	16
YOUNGSTOWN STATE	*	34	4-9	0-0	1-2	0-3-3	2	2	3	1	2	9
at Wyoming	*	36	1-6	0-3	0-2	2-7-9	2	0	3	0	2	2
vs. Detroit-Mercy		30	4-6	2-3	0-0	1-2-3	2	3	1	0	1	10
vs. UC Irvine		20	2-4	1-1	1-1	0-0-0	0	0	1	0	0	6
SOUTHEASTERN LA.		24	3-5	0-1	0-0	2-2-4	1	2	3	0	1	6
at Arizona State	*	35	5-10	3-4	3-5	3-5-8	3	0	6	2	3	16
LOUISIANA TECH	*	29	3-7	0-0	1-3	1-2-3	4	1	1	0	4	7
* at Arkansas State	*	36	2-6	1-1	7-10	2-2-4	4	2	2	0	1	12
* LITTLE ROCK	*	34	3-4	1-1	1-2	0-2-2	3	4	2	0	5	8
UCSANTA BARBARA	*	39	7-11	1-2	0-0	1-2-3	4	4	0	1	3	15
* SOUTH ALABAMA	*	32	6-10	5-9	0-0	1-6-7	2	3	3	1	0	17
* TROY	*	36	7-10	0-2	4-4	3-10-13	3	5	5	1	3	18
* at Appalachian State	*	40	10-19	4-8	6-8	0-9-9	2	3	2	1	5	30
* at Georgia State			DNP									
at Georgia Southern			DNP									
* UT ARLINGTON			DNP									
* TEXAS STATE			DNP									
* ULM	*	26	3-8	0-1	3-3	0-5-5	3	3	2	0	2	9
* at UT Arlington	*	30	3-10	0-4	0-0	0-4-4	2	0	1	1	2	6
* at Texas State	*	36	6-16	1-4	2-2	0-8-8	3	3	4	2	0	15
* GEORGIA STATE	*	39	6-10	1-3	3-3	2-6-8	4	1	4	1	4	16
* GEORGIA SOUTHERN	*	35	3-6	1-1	2-2	2-7-9	4	3	4	0	2	9
* at South Alabama	*	39	3-10	0-2	0-0	1-2-3	2	7	0	0	4	6
* at Troy	*	36	4-10	1-2	2-4	0-7-7	3	3	5	1	1	11
* at ULM	*	35	3-7	1-3	1-2	2-4-6	4	5	3	0	1	8
* ARKANSAS STATE	*	37	4-10	0-4	2-3	1-7-8	2	2	2	1	1	10
* at Little Rock	*	36	8-12	0-2	2-2	0-4-4	4	4	3	0	4	18
* COASTAL CAROLINA	*	36	4-6	0-1	2-3	1-1-2	1	8	2	0	5	10
* ARKANSAS STATE	*	39	6-13	3-5	2-2	2-10-12	4	2	4	1	3	17
* at Georgia Southern	*	33	4-11	1-5	0-0	2-4-6	3	4	4	1	0	9

WILSON's 2021-22 GAME-BY-GAME (24-8 • 12-5 Big 12 at Texas Tech)

Opponent	GS	Min	FG-A	3FG-A	FT-A	O-D-T	PF	A	TO	Blk	Stl	Pts
NORTH FLORIDA	*	28	2-3	0-0	1-2	0-2-2	1	7	7	1	2	5
GRAMBLING STATE	*	23	1-4	0-1	2-2	1-3-4	1	3	0	1	1	4
PRAIRIE VIEW A&M	*	27	3-7	0-0	1-4	1-1-2	2	5	0	0	3	7
vs. UIW		11	0-3	0-1	0-0	0-1-1	0	2	1	0	2	0
OMAHA	*	20	4-4	0-0	0-0	0-0-0	0	4	0	0	3	8
LAMAR	*	27	2-4	1-2	0-0	0-3-3	1	4	2	3	2	5
at Providence		25	1-4	0-2	2-2	1-2-3	2	1	1	0	2	4
vs. Tennessee		5	0-0	0-0	0-0	0-0-0	1	0	2	1	0	0
ARKANSAS STATE			DNP									
vs. #5 Gonzaga			DNP									
EASTERN WASHINGTON			DNP									
ALABAMA STATE			DNP									
* at #11 Iowa State			DNP									
* KANSAS		24	2-3	1-1	0-0	1-3-4	2	5	2	0	1	5
* at Baylor		4	0-0	0-0	0-0	0-2-2	0	0	1	0	0	0
* OKLAHOMA STATE		14	2-2	0-0	0-0	0-0-0	0	1	1	1	1	4
* at Kansas State		1	0-0	0-0	0-0	0-0-0	0	0	0	0	0	0
* IOWA STATE		6	1-1	0-0	0-0	0-0-0	1	0	1	0	0	2
* WEST VIRGINIA		10	0-0	0-0	1-2	0-1-1	0	0	1	0	1	1
* at Kansas		22	1-4	0-0	3-4	2-2-4	1	1	0	2	1	5
* MISSISSIPPI STATE		22	3-4	0-0	6-6	0-2-2	1	1	0	0	1	12
* TEXAS		24	2-6	0-2	1-2	0-3-3	1	2	2	0	4	5
* at West Virginia		21	1-2	0-0	0-3-3	1	3	3	1	1	2	
* at Oklahoma		24	1-3	0-1	0-0	1-3-4	1	1	1	0	2	2
* TCU		17	1-2	0-0	0-2	0-1-1	3	2	0	0	1	2
* BAYLOR		11	1-1	0-0	0-0	0-1-1	2	1	0	1	1	2
* at Texas		20	0-3	0-1	0-1	0-5-5	1	1	1	0	1	0
* OKLAHOMA		16	1-1	0-0	0-0	0-3-3	1	0	1	0	2	2
* at TCU		9	0-0	0-0	0-0	1-0-1	2	1	2	0	1	0
* KANSAS STATE		18	1-4	0-1	0-0	0-2-2	1	2	1	3	1	2
* at Oklahoma State		8	0-1	0-0	0-0	0-1-1	0	0	0	0	0	0
vs. Iowa State		14	0-0	0-0	0-0	0-1-1	0	1	1	2	1	0
vs. Oklahoma		3	0-0	0-0	0-0	0-0-0	0	0	1	1	1	0
vs. Kansas		7	0-1	0-0	0-0	1-0-1	0	3	0	0	0	0
vs. Montana State		16	1-3	0-0	0-0	0-0-0	0	2	1	0	1	2
vs. Notre Dame		10	0-1	0-0	0-0	0-0-0	0	0	0	0	1	0
vs. Duke		0+	0-0	0-0	0-0	0-0-0	0	0	0	0	0	0

THE LAST TIME...

A TEAM...

Poll Rankings

Was ranked in one national poll

#4 (1,309 pts.), Associated Press (1/22/24)
#4 (678 pts.), USA TODAY Sports Coaches (1/22/24)

Was ranked in both national polls

#4 (1,309 pts.), Associated Press (1/22/24)
#4 (678 pts.), USA TODAY Sports Coaches (1/22/24)

Received points in one national poll

#4 (1,309 pts.), Associated Press (1/22/24)
#4 (678 pts.), USA TODAY Sports Coaches (1/22/24)

Received points in both national polls

#4 (1,309 pts.), Associated Press (1/22/24)
#4 (678 pts.), USA TODAY Sports Coaches (1/22/24)

Received 50+ first-place votes in one national poll

58, Associated Press (March 6, 2023)

Received 40+ first-place votes in one national poll

58, Associated Press (March 6, 2023)

Received 35+ first-place votes in one national poll

58, Associated Press (March 6, 2023)

Received 30+ first-place votes in one national poll

58, Associated Press (March 6, 2023)

Received 20+ first-place votes in one national poll

58, Associated Press (March 6, 2023)
28, USA TODAY Sports Coaches (March 12, 2023)

Received 10+ first-place votes in one national poll

58, Associated Press (March 6, 2023)
28, USA TODAY Sports Coaches (March 12, 2023)

Received 10+ first-place votes in both national polls

58, Associated Press (March 6, 2023)
10, USA TODAY Sports Coaches (Jan. 8, 2024)

Received 5+ first-place votes in one national poll

7, Associated Press (Jan. 8, 2024)
10, USA TODAY Sports Coaches (Jan. 8, 2024)

Received 5+ first-place votes in both national polls

7, Associated Press (Jan. 8, 2024)
10, USA TODAY Sports Coaches (Jan. 8, 2024)

Received a first-place vote in one national poll

7, Associated Press (Jan. 8, 2024)
10, USA TODAY Sports Coaches (Jan. 8, 2024)

Received a first-place vote in both national polls

7, Associated Press (Jan. 8, 2024)
10, USA TODAY Sports Coaches (Jan. 8, 2024)

NET Rankings

Was ranked #1 in NET ranking

#1, through Jan. 26, 2024

Was ranked in Top Five in NET ranking

#1, through Jan. 26, 2024

Was ranked in Top 10 in NET ranking

#1, through Jan. 26, 2024

Was ranked in Top 25 in NET ranking

#1, through Jan. 26, 2024

vs. Ranked Teams

Played a ranked team

W, 75-68, at #21/19 BYU (1/23/24)

Beat a ranked team at home

W, 77-54, vs. #25/25 Texas Tech (1/20/24)

Beat a ranked team on road

W, 75-68, at #21/19 BYU (1/23/24)

Beat a ranked team at neutral site

L, 75-90, vs. #16/15 Miami (Fla.),
NCAA Tournament Sweet 16 (3/23/23)

Lost to a ranked team at home

L, 65-71, vs. #8/10 Alabama (12/10/22)

Lost to a ranked team on road

L, 82-83, at #9/9 Alabama (12/11/21)

Lost to a ranked team at neutral site

L, 75-90, vs. #16/15 Miami (Fla.) (3/23/23)

Winning Streaks

Won 5+ straight games

14 (11/6/23 – 1/9/24)

Won 10+ straight games

14 (11/6/23 – 1/9/24 – present)

Won 15+ straight games

15 (11/10/18 – 1/9/19)

Won 20+ straight games

26 (12/17/82 – 4/4/83)

Won 25+ straight games

26 (12/17/82 – 4/4/83)

Won 30+ straight games

32 (3/25/67 – 3/16/68)

Losing Streaks

Lost 5+ straight games

6 (2/5/ – 3/1/15)

Lost 10+ straight games

11 (1/31 – 3/4/98)

Buzzer Beaters

Won on buzzer beater

UH: 67-65, 18-foot jumper to right of free throw line, by Jamal Shead, at Memphis (3/5/23)

Opp: 72-71, jumper by T.J. Haws from right wing, bounced off rim and in, vs. BYU (11/15/19)

Margin of Victory

Won by 20+ Points

UH: (23) 77-54, vs. #25/25 Texas Tech (1/17/24)
Opp: (21) 85-64, at rv/rv SMU (1/21/17)

Won by 25+ Points

UH: (33) 89-55, vs. West Virginia (1/6/24)
Opp: (29) 65-94, vs. #5/5 Louisville, American Championship Quarterfinals (3/14/14)

Won by 30+ Points

UH: (33) 89-55, vs. West Virginia (1/6/24)
Opp: (37) 43-80, at rv/rv UConn (1/30/14)

Won by 35+ Points

UH: (39) 81-42, vs. Penn (12/30/23)
Opp: (37) 43-80, at rv/rv UConn (1/30/14)

Won by 40+ Points

UH: (53) 84-31, vs. ULM (11/6/23)
Opp: (47) 63-110, at Washington (12/24/04)

Won by 45+ Points

UH: (53) 84-31, vs. ULM (11/6/23)
Opp: (47) 63-110, at Washington (12/24/04)

Won by 50+ Points

UH: (53) 84-31, vs. ULM (11/6/23)
Opp: Has not happened

Won by 55+ Points

UH: (67) 111-44, vs. Bryant (12/3/21)
Opp: Has not happened

Won by 60+ Points

UH: (67) 111-44, vs. Bryant (12/3/21)
Opp: Has not happened

Won by 65+ Points

UH: (67) 111-44, vs. Bryant (12/3/21)
Opp: Has not happened

Won by 70+ Points

UH: (77) 158-81, vs. Valparaiso (2/24/68)
Opp: Has not happened

Won by 75+ Points

UH: (77) 158-81, vs. Valparaiso (2/24/68)
Opp: Has not happened

Scored 100 points and lost

L, 101-102 (2OT), at Louisiana-Lafayette (1/13/88)

in Overtime

Played an overtime game

W, 76-64 (2OT), at Wichita State (2/20/22)

Played a double-overtime game

W, 76-64 (2OT), at Wichita State (2/20/22)

Played a triple-overtime game

L, 92-101, at Tulsa (2/16/13)

Played a quadruple-overtime game

L, 77-78 (4OT), at TCU (2/17/81)

Total Points

Scored 150+ points

UH: W, 158-81, vs. Valparaiso (2/24/68)
Opp: Has not happened

Scored 140+ points

UH: W, 145-78, vs. Texas Lutheran (12/8/81)
Opp: Has not happened

Scored 130+ points

UH: W, 131-62, vs. Florida Tech (11/22/05)
Opp: Has not happened

Scored 120+ points

UH: W, 131-62, vs. Florida Tech (11/22/05)
Opp: L, 101-121, at Bowling Green (3/1/75)

Scored 110+ points

UH: W, 111-44, vs. Bryant (12/3/21)
Opp: L, 99-112, at Nevada (11/21/09)

Scored 100+ points

UH: W, 100-52, vs. Norfolk State (11/29/22)
Opp: L, 83-104, at UCF (3/7/14)

Scored 95+ points

UH: W, 100-52, vs. Norfolk State (11/29/22)
Opp: L, 83-104, at UCF (3/7/14)

Scored 60 or fewer points

UH: W, 57-42, vs. UCF (1/20/24)
Opp: W, 57-42, vs. UCF (1/20/24)

Scored 55 or fewer points

UH: L, 53-57, at rv/rv Iowa State (1/9/24)
Opp: W, 57-42, vs. UCF (1/20/24)

Scored 50 or fewer points

UH: W, 49-44, vs. Kent State (11/26/22)
Opp: W, 57-42, vs. UCF (1/20/24)

Scored 45 or fewer points

UH: L, 44-50, vs. #6/5 Villanova,
NCAA Tournament Elite Eight (3/26/22)
Opp: W, 57-42, vs. UCF (1/20/24)

Scored 40 or fewer points

UH: L, 39-42, vs. Oklahoma City (12/15/51)
Opp: W, 72-37, vs. Texas State (12/21/23)

Scored 35 or fewer points

UH: L, 34-43, vs. Louisiana (12/10/87)
Opp: W, 84-31, vs. ULM (11/6/23)

Points in a Half

Scored 50+ points in a half

UH: 50 (2nd), vs. Jackson State (12/9/23)
(W, 89-55)
Opp: 50 (2nd), at Rice (11/19/19) (W, 97-89)

Scored 50+ points in both halves

UH: 52 (1st), 59 (2nd) vs. Bryant (12/3/21)
(W, 111-44)
Opp: 50 (1st), 54 (2nd), at UCF (3/7/14)
(L, 83-104)

Scored 55+ points in a half

UH: 59 (2nd), vs. Bryant (12/3/21) (W, 111-44)
Opp: 57 (1st), at #18/14 Louisville (1/16/14)
(L, 52-91)

Scored 55+ points in both halves

UH: 56 (1st, 2nd), vs. Houston Baptist (11/26/19)
(W, 112-73)

Scored 60+ points in a half

UH: 60 (2nd), vs. Northwestern State (11/30/21)
(W, 99-58)
Opp: 64, by Marshall, at C-USA Championship
(3/9/11)

Scored 60+ points in both halves

UH: 69 (1st); 62 (2nd), vs. Florida Tech (11/22/05)
(W, 131-62)

Opp: Has not happened

Scored 65+ points in a half

UH: 65 (2nd), at Rice (11/19/19) (W, 97-89)
Opp: 66 (2nd), by Purdue (Indianapolis)
(L, 90-114)

Scored 65+ points in both halves

UH: 74 (1st); 84 (2nd), vs. Valparaiso (W, 158-81)
Opp: Has not happened

Scored 70+ points in a half

UH: 84 (2nd), vs. Valparaiso (2/24/68)
(W, 158-81)
Opp: Has not happened

Scored 70+ points in both halves

UH: 74 (1st); 84 (2nd), vs. Valparaiso (W, 158-81)
(2/24/68)
Opp: Has not happened

THE LAST TIME...

Scored 75+ points in a half

UH: 84 (2nd), vs. Valparaiso (2/24/68)
(W, 158-81)

Opp: Has not happened

Scored 80+ points in a half

UH: 84 (2nd), vs. Valparaiso (2/24/68 (W, 158-81)
Opp: Has not happened

Scored 85+ points in a half

UH: 85 (1st), vs. Texas Wesleyan (2/22/66)
(W, 152-108)

Opp: Has not happened

Scored 25 points or less in a half

UH: 21 (1st), at rv/rv Iowa State (1/9/24)
(L, 53-57)

Opp: 14 (1st), vs. UCF (1/20/24) (W, 57-42)

Scored 20 points or less in a half

UH: 20 (1st), vs. #6/5 Villanova, NCAA Tournament
Elite Eight (3/26/22) (L, 44-50)

Opp: 47 (1st), vs. UCF (1/20/24) (W, 57-42)

Scored 15 points or less in a half

UH: 15, (1st), at Southern Miss (1/13/12)
(L, 54-73)

Opp: 14 (1st), vs. UCF (1/20/24) (W, 57-42)

Scored 10 points or less in a half

UH: 10 (2nd), vs. rv/rv Tulsa (2/5/15) (L, 44-57)
Opp: Has not happened

Field Goal Percentage

Shot 70+ percent from field

UH: 70.0 (35-50), vs. Tennessee State (12/30/01)
(W, 91-60)

Opp: Has not happened

Shot 65+ percent from field

UH: 66.7 0 (42-63), vs. ECU (2/25/18) (W, 109-58)
Opp: 67.5 (27-40), vs. Tulsa (1/9/10) (L, 80-86)

Shot 60+ percent from field

UH: 62.0 (44-71), vs. Bryant (12/3/21)
(W, 111-44)

Opp: 64.9 (24-37), vs. Wichita State (3/2/23)
(W, 83-66)

Shot 55 percent+ from field

UH: 55.8 (29-52), at Temple (2/5/23) (W, 81-65)
Opp: 64.9 (24-37), vs. Wichita State (3/2/23)
(W, 83-66)

Shot 50 percent+ from field

UH: 52.4 (33-63), vs. #25/25 Texas Tech (1/17/24)
(W, 77-54)

Opp: 51.7 (31-60), vs. #16/15 Miami (Fla.),
NCAA Tournament Sweet 16 (3/24/23) (L, 75-89)

Shot 35 percent or less from field

UH: 34.5 (20-58), vs. UCF (1/20/24) (W, 57-42)
Opp: 15.9 (7-44), vs. UCF (1/20/24) (W, 57-42)

Shot 30 percent or less from field

UH: 28.1 (16-57), vs. East Carolina, The American
Championship Quarterfinals, (3/10/23)
(W, 60-46)

Opp: 15.9 (7-44), vs. UCF (1/20/24) (W, 57-42)

Shot 25 percent or less from field

UH: 23.8 (15-63), vs. Kent State (11/26/22)
(W, 49-44)

Opp: 15.9 (7-44), vs. UCF (1/20/24) (W, 57-42)

Shot 20 percent or less from field

UH: TBD

Opp: 15.9 (7-44), vs. UCF (1/20/24) (W, 57-42)

3-Point Field Goals Made

Made 19+ 3-pointers

UH: 19, vs. Florida Tech (Nov. 22, 2005)
(W, 131-62)

Opp: Has not happened

Made 18+ 3-pointers

UH: 18, vs. ECU (2/25/18) (W, 109-58)
Opp: Has not happened

Made 17+ 3-pointers

UH: 18, vs. Norfolk State (11/29/22) (W, 100-52)
Opp: Has not happened

Made 16+ 3-pointers

UH: 18, vs. Norfolk State (11/29/22) (W, 100-52)
Opp: Has not happened

Made 15+ 3-pointers

UH: 18, vs. Norfolk State (11/29/22) (W, 100-52)
Opp: 15, at #18/14 Louisville (1/16/14) (L, 52-91)

Made 14+ 3-pointers

UH: 14, vs. McNeese (12/21/22) (W, 83-44)
Opp: 14, vs. Vermont, Gulf Coast Showcase
Championship (11/23/16) (W, 72-71)

Made 13+ 3-pointers

UH: 13, vs. Tulsa (2/8/23) (W, 80-42)
Opp: 13, vs. Lamar (11/25/20)

Made 12+ 3-pointers

UH: 13, vs. Tulsa (2/8/23) (W, 80-42)
Opp: 12, at Temple (2/5/23) (W, 81-65)

Made 11+ 3-pointers

UH: 10, at #21/19 BYU (1/23/24) (W, 75-68)
Opp: 11, at #21/19 BYU (1/23/24) (W, 75-68)

Made 10+ 3-pointers

UH: 11, at #21/19 BYU (1/23/24) (W, 75-68)
Opp: 10, at #21/19 BYU (1/23/24) (W, 75-68)

Made 3 or fewer 3-pointers

UH: 3, vs. #8/10 Alabama (12/10/22) (L, 65-71)
Opp: 3, at rv/rv Iowa State (1/9/24) (L, 53-57)

Made 2 or fewer 3-pointers

UH: 2, vs. Kent State (11/26/22) (W, 49-44)
Opp: 2, vs. Texas State (12/21/23) (W, 72-37)

Made 1 or fewer 3-pointer

UH: 1, vs. #6/5 Villanova, NCAA Tournament
Elite Eight (3/26/22) (L, 44-50)
Opp: 1, vs. Norfolk State (11/29/22) (W, 100-52)

Did not make a 3-pointer

UH: vs. Saint Louis (3/7/01), C-USA Tournament
(L, 65-78)

Current streak of 735 straight games through Jan. 21, 2024

Opp: at Tulsa (1/4/15) (L, 54-72)

Current streak of 310 straight games through Jan. 21, 2024

3-Point Field Goal Attempts

Attempted 40+ 3-pointers

UH: 42, at UCF (2/2/08) (W, 84-81)

Opp: 43, vs. Hofstra (11/9/21) (W, 83-75 OT)

Attempted 35+ 3-pointers

UH: 35, vs. ULM (11/6/23) (W, 84-31)

Opp: 38, at #21/19 BYU (1/23/24) (W, 75-68)

Attempted 30+ 3-pointers

UH: 30, vs. Jackson State (12/9/23) (W, 89-55)

Opp: 38, at #21/19 BYU (1/23/24) (W, 75-68)

Attempted 25+ 3-pointers

UH: 26, at rv/rv Iowa State (1/9/24) (L, 53-57)

Opp: 38, at #21/19 BYU (1/23/24) (W, 75-68)

Attempted 20+ 3-pointers

UH: 23, at #21/19 BYU (1/23/24) (W, 75-68)

Opp: 38, at #21/19 BYU (1/23/24) (W, 75-68)

Attempted 15+ 3-pointers

UH: 23, at #21/19 BYU (1/23/24) (W, 75-68)

Opp: 38, at #21/19 BYU (1/23/24) (W, 75-68)

3-Point Field Goal Percentage

Shot 60 percent or higher from 3-pt line

UH: 66.7 (16-24), vs. east Carolina (1/23/19)
(W, 94-50)

Opp: 53.6 (15-28), at #18/14 Louisville (1/16/14)
(L, 52-91)

Shot 50 percent or higher from 3-pt line

UH: 50.0 (9-18), vs. West Virginia (1/6/24)

(W, 89-55)

Opp: 50.0 (9-8), vs. Stetson (11/13/23) (W, 79-48)

Shot 45 percent or higher from 3-pt line

UH: 47.1 (8-17), vs. #25/25 Texas Tech (1/17/24)
(W, 77-54)

Opp: 53.3 (8-15), at rv/rv TCU (1/13/24) (L, 67-68)

Shot 40 percent or higher from 3-pt line

UH: 43.5 (10-23), at #21/19 BYU (1/23/24)
(W, 75-68)

Opp: 53.3 (8-15), at rv/rv TCU (1/13/24) (L, 67-68)

Shot 30 percent or higher from 3-pt line

UH: 43.5 (10-23), at #21/19 BYU (1/23/24)
(W, 75-68)

Opp: 53.3 (8-15), at rv/rv TCU (1/13/24) (L, 67-68)

Shot 10 percent or less from 3-pt line

UH: 5.0 (1-20), vs. #6/5 Villanova,
NCAA Tournament Elite Eight (3/26/22) (L, 44-50)

Opp: 5.6 (1-18), vs. Norfolk State (11/29/22)
(W, 100-52)

Free Throws Made

Made 40+ free throws

UH: 40, vs. Southwestern (12/12/77)

Opp: 42, vs. Texas Tech, SWC Classic (3/10/94)
(L, 86-110)

Made 35+ free throws

UH: 35, vs. Southern Miss (1/23/02)

Opp: 36, vs. Wyoming, Global Sports Classic
Championship Round (12/22/15)

Made 30+ free throws

UH: 31, vs. South Carolina (12/5/20) (W, 77-67)

Opp: 36, vs. Wyoming, Global Sports Classic
Championship Round (12/22/15)

Made 25+ free throws

UH: 31, vs. South Carolina (12/5/20) (W, 77-67)

Opp: 25, at UConn (3/5/20) (L, 71-77)

Made 20+ free throws

UH: 22, vs. Jackson State (12/9/23) (W, 89-55)

Opp: 24, vs. UCF (1/20/24) (W, 57-42)

Made 10 or fewer free throws

UH: 3, vs. #25/25 Texas Tech (1/17/24) (W, 77-54)

Opp: 7, vs. #25/25 Texas Tech (1/17/24)
(W, 77-54)

Made 5 or fewer free throws

UH: 3, vs. #25/25 Texas Tech (1/17/24) (W, 77-54)

Opp: 3, vs. Stetson (11/13/23) (W, 79-48)

Made 3 or fewer free throws

UH: 3, vs. #25/25 Texas Tech (1/17/24) (W, 77-54)

Opp: 3, vs. Stetson (11/13/23) (W, 79-48)

Made 2 or fewer free throws

UH: 1, at Oklahoma State (12/8/18) (W, 63-53)

Opp: 2, vs. McNeese (12/21/22) (W, 83-44)

Made 1 or fewer free throws

UH: 1, at Oklahoma State (12/8/18) (W, 63-53)

Opp: 1, vs. Rice (1/9/91) (W, 80-73)

Made 0 free throws

UH: 0, at TCU (1/19/05) (L, 51-58)

Opp: Has not happened

Free Throws Attempts

Attempted 50+ free throws

UH: 53, vs. Southwestern (12/12/77)

Opp: 50, at Tulsa (2/16/13) (L, 92-101, 3OT)

Attempted 45+ free throws

UH: 45, vs. Texas Southern (12/23/00) (L, 68-71)

Opp: 46, vs. Wyoming, Global Sports Classic
Championship Round (12/22/15)

Attempted 40+ free throws

UH: 43, vs. Houston Baptist (12/16/14) (W, 83-76)

Opp: 41, at USF (1/19/19) (W, 69-60)

Attempted 35+ free throws

UH: 38, vs. South Carolina (12/5/20) (W, 77-67)

Opp: 41, at South Florida (1/19/19) (W, 69-60)

Attempted 30+ free throws

UH: 31, vs. Jackson State (12/9/23) (W, 89-55)

Opp: 33, vs. UCF (1/20/24) (W, 57-42)

Attempted 10 or fewer free throws

UH: 8, vs. rv/rv Texas A&M, The Halal Guys
Showcase (12/16/23) (W, 70-66)

Opp: 10, at #21/19 BYU (1/23/24) (W, 75-68)

Attempted 5 or fewer free throws

UH: 3, vs. #25/25 Texas Tech (1/17/24) (W, 77-54)

Opp: 5, vs. Stetson (11/13/23) (W, 79-48)

Attempted 3 or fewer free throws

UH: 3, vs. #25/25 Texas Tech (1/17/24) (W, 77-54)

Opp: 2, vs. TCU (2/1/85) (L, 80-85)

Attempted 2 or fewer free throws

UH: 2, at Oklahoma State (12/8/18) (W, 63-53)

Opp: 2, vs. TCU (2/1/85) (L, 80-85)

Attempted 1 or fewer free throws

UH: 1, vs. SMU (2/16/11) (L, 51-65)

Opp: Has not happened

THE LAST TIME...

Free Throw Percentage

Shot 100 percent from FT line

UH: 100.0 (3-3), vs. #25/25 Texas Tech (1/17/24) (W, 77-54)

Opp: 100.0 (15-15), vs. #6/5 Villanova, NCAA Tournament Elite Eight (3/26/22) (L, 44-50)

Shot 90 percent or higher from FT line

UH: 100.0 (3-3), vs. #25/25 Texas Tech (1/17/24) (W, 77-54)

Opp: 90.0 (9-10), vs. Northern Kentucky, NCAA Tournament First Round (3/16/23) (W, 63-52)

Shot 80 percent or higher from FT line

UH: 100.0 (3-3), vs. #25/25 Texas Tech (1/17/24) (W, 77-54)

Opp: 81.8 (18-22), at rv/rv Iowa State (1/9/24) (L, 53-57)

Shot 70 percent or higher from FT line

UH: 70.8 (17-24), at #21/19 BYU (1/23/24) (W, 75-68)

Opp: 70.0 (7-10), at #21/19 BYU (1/23/24) (W, 75-68)

Shot 60 percent or higher from FT line

UH: 70.8 (17-24), at #21/19 BYU (1/23/24) (W, 75-68)

Opp: 70.0 (7-10), at #21/19 BYU (1/23/24) (W, 75-68)

Shot 50 percent or less from FT line

UH: 50.0 (12-24), vs. Utah, Shriners Childrens Charleston Classic Semifinals (11/17/23) (W, 76-66)

Opp: 46.7 (7-15), vs. #25/25 Texas Tech (1/17/24) (W, 77-54)

Shot 40 percent or less from FT line

UH: 36.4 (4-11), at #8/8 Cincinnati (1/31/18) (L, 70-80)

Opp: 35.3 (6-17), vs. ULM (11/6/23) (W, 84-31)

Rebounds

Had 60+ Rebounds

UH: 62, vs. Morgan State (11/22/14) (W, 72-57)

Opp: 65, vs. Georgetown (St. Petersburg, Fla.) (12/29/90) (L, 51-63)

Had 50+ Rebounds

UH: 54, vs. Texas A&M-Corpus Christi (11/11/23) (W, 82-50)

Opp: 51, vs. UConn (2/1/15) (W, 70-68)

Had 40+ Rebounds

UH: 41, at #21/19 BYU (1/23/24) (W, 75-68)

Opp: 41, vs. UCF (1/20/24) (W, 57-42)

Had 30+ Rebounds

UH: 41, at #21/19 BYU (1/23/24) (W, 75-68)

Opp: 34, at #21/19 BYU (1/23/24) (W, 75-68)

Had 20 or fewer Rebounds

UH: 18, vs. Southeastern Louisiana (12/18/04) (W, 68-61)

Opp: 19, at ECU (2/27/19) (W, 99-65)

Assists

Recorded 35+ assists

UH: 35, vs. SMU (1/8/83) (W, 105-71)

Opp: Has not happened

Recorded 30+ assists

UH: 31, vs. ECU (2/25/18) (W, 109-58)

Opp: 30, at Charlotte (12/28/98) (L, 75-105)

Recorded 25+ assists

UH: 26, vs. Norfolk State (11/29/22) (W, 100-52)

Opp: 25, at rv/rv SMU (1/21/17) (L, 64-85)

Recorded 20+ assists

UH: 22, vs. Tulane (2/22/23) (W, 89-59)

Opp: 23, vs. #3/3 Baylor, NCAA Tournament Final Four (4/4/21) (L, 59-78)

Recorded 15+ assists

UH: 15, at rv/rv TCU (1/13/24) (L, 67-68)

Opp: 16, at #21/19 BYU (1/23/24) (W, 75-68)

Recorded 10+ assists

UH: 12, vs. UCF (1/20/24) (W, 57-42)

Opp: 16, at #21/19 BYU (1/23/24) (W, 75-68)

Recorded 5 or fewer assists

UH: 3, vs. East Carolina (1/22/22) (W, 79-36)

Opp: 5, vs. UCF (1/20/24) (W, 57-42)

Recorded 3 or fewer assists

UH: 3, vs. Boise State (11/27/20) (W, 68-58)

Opp: 3, vs. Saint Joseph's, Veterans Classic (11/11/22) (W, 81-55)

Blocked Shots

Recorded 15+ blocks

UH: 15, vs. #13 Villanova (3/27/83), NCAA Tournament Midwest Regional championship (W, 89-71)

Opp: Has not happened

Recorded 10+ blocks

UH: 10, vs. rv/rv Texas A&M, The Halal Guys Showcase (12/16/23) (W, 70-66)

Opp: 10, at Cincinnati (2/1/20) (L, 62-64)

Recorded 5+ blocks

UH: 7, vs. UCF (1/20/24) (W, 57-42)

Opp: 5, vs. West Virginia (1/6/24) (W, 89-55)

Recorded 0 blocks

UH: 0, at Tulane (2/23/22) (W, 81-67)

Opp: 0, at #21/19 BYU (1/23/24) (W, 75-68)

Steals

Recorded 20+ steals

UH: 22, vs. McNeese (12/31/05) (W, 78-67)

Opp: 21, vs. Texas (1/29/94 L, 78-110)

Recorded 15+ steals

UH: 14, vs. Penn (12/30/23) (W, 81-42)

Opp: 18, vs. Arkansas-Pine Bluff, Continental Tire Las Vegas Classic Regional Round (12/17/14) (L, 56-61 OT)

Recorded 10+ steals

UH: 11, vs. UCF (1/20/24) (W, 57-42)

Opp: 12, vs. North Carolina A&T, Coaches vs. Racism HBCU Roundball Classic (12/13/22) (W, 74-46)

Recorded 5+ steals

UH: 7, at #21/19 BYU (1/23/24) (W, 75-68)

Opp: 6, at #21/19 BYU (1/23/24) (W, 75-68)

Turnovers

Recorded 30+ turnovers

UH: NA

Opp: 30, vs. Louisiana College (11/19/12) (W, 106-59)

Recorded 25+ turnovers

UH: 26, vs. Nicholls (11/12/10) (W, 63-62 OT)

Opp: 27, vs. Texas State (12/21/23) (W, 72-37)

Recorded 20+ turnovers

UH: 23, vs. Kent State (11/26/22) (W, 49-44)

Opp: 22, vs. Penn (12/30/23) (W, 81-42)

Recorded 15+ turnovers

UH: 16, at rv/rv Iowa State (1/9/24) (L, 53-57)

Opp: 15, vs. UCF (1/20/24) (W, 57-42)

Recorded 10+ turnovers

UH: 16, at rv/rv Iowa State (1/9/24) (L, 53-57)

Opp: 13, at #21/19 BYU (1/23/24) (W, 75-68)

Recorded 5 or fewer turnovers

UH: 5, vs. West Virginia (1/6/24) (W, 89-55)

Opp: 4, at Tulane (2/23/22) (W, 81-67)

Recorded 3 or fewer turnovers

UH: 1, vs. UConn (2/1/15) (W, 70-68)

Opp: NA

Recorded 2 or fewer turnovers

UH: 1, vs. UConn (2/1/15) (W, 70-68)

Opp: NA

Fouls

Recorded 36+ fouls

UH: 36, vs. Tulsa (2/16/13) (L, 92-101)

Opp: NA

Recorded 35+ fouls

UH: 35, vs. Wyoming, Global Sports Classic Third/Championship Rounds (12/22/15) (W, 94-89 2OT)

Opp: NA

Recorded 30+ fouls

UH: 33, at USF (1/19/19) (W, 69-60)

Opp: 30, vs. UConn (1/23/20) (W, 63-59)

Recorded 25+ fouls

UH: 27, at Xavier (12/1/23) (W, 66-60)

Opp: 25, vs. Oklahoma State, Hoop Hype XL (11/30/21) (W, 72-61)

Recorded 20+ fouls

UH: 23, vs. UCF (1/20/24) (W, 57-42)

Opp: 22, vs. Jackson State (12/9/23) (W, 89-55)

Recorded 15+ fouls

UH: 23, vs. UCF (1/20/24) (W, 57-42)

Opp: 18, at #21/19 BYU (1/23/24) (W, 75-68)

Recorded 12 or fewer fouls

UH: 12, at #21/19 BYU (1/23/24) (W, 75-68)

Opp: 12, at rv/rv Iowa State (1/9/24) (L, 53-57)

Recorded 10 or fewer fouls

UH: 10, vs. Dayton, Shriners Childrens Charleston Classic Title Game (11/19/23) (W, 69-55)

Opp: 9, vs. #25/25 Texas Tech (1/17/24) (W, 77-54)

Recorded 8 or fewer fouls

UH: 4, vs. McNeese (12/21/22) (W, 83-44)

Opp: 8, vs. Our Lady of the Lake (2/6/21) (W, 112-46)

THE LAST TIME...

A PLAYER...

Triple-Doubles

Recorded a triple-double

UH: DeJon Jarreau (15 pts., 10 rebs., 10 asts.), vs. Tulane, American Championship Quarterfinals (3/12/21) (W, 77-52)
Opp: Jalen James (12 pts., 13 rebs., 10 asts.), vs. San Jose State (12/7/13) (L, 68-72)

Double-Doubles

Recorded a points-rebounds double-double

UH: J'Wan Roberts (20 pts, 13 rebs), at rv/rv TCU (1/13/24) (L, 67-68)
Opp: Norchad Omier (12 pts., 13 rebs.), vs. #16/15 Miami (Fla.), NCAA Tournament Sweet 16 (3/24/23) (L, 75-89)

Recorded a points-assists double-double

UH: Jamal Shead (29 pts, 10 asts), vs. #25/25 Texas Tech (1/17/24) (W, 77-54)
Opp: Davion Mitchell (12 pts, 11 asts), vs. #3/3 Baylor, NCAA Tournament Final Four (4/4/21) (L, 59-78)

Had two players record a double-double

UH: Josh Carlton (23 pts, 11 rebs), Kyler Edwards (11 pts, 10 rebs), at Wichita State (2/20/22) (W, 76-74 2OT)
Opp: KJ Lawson, (28 pts, 16 rebs), Dedric Lawson (18 pts, 10 rebs), vs. Memphis (1/19/17) (L, 67-70 OT)

Had three players record a double-double

UH: J'Wan Roberts (10 pts, 11 rebs), Kiyron Powell (11 pts, 13 rebs), Jamal Shead (20 pts, 11 asts), vs. Our Lady of the Lake (2/6/21) (W, 112-46)
Opp: NA

Recorded four straight double-doubles

UH: TaShawn Thomas (24 pts, 17 rebs, at George Mason, CBI Quarterfinals; 15 pts., 10 rebs., vs. Texas, CBI First Round, 3/20/13; 15 pts., 11 rebs., vs. UTEP, C-USA Championship Quarterfinals, 3/14/13; 16 pts, 10 rebs., vs. Rice, C-USA Championship First Round, 3/13/13)

Recorded three straight double-doubles

UH: Devonta Pollard (17 pts, 10 rebs), vs. Houston Baptist (12/16/14) (W, 83-76); (22 pts, 10 rebs), vs. Abilene Christian (12/6/14) (W, 71-59); (10 pts., 10 rebs.), vs. UT Rio Grande Valley (12/4/14) (W, 71-59)

Recorded consecutive double-doubles

UH: J'Wan Roberts (11 pts, 12 rebs), vs. Northern Kentucky, NCAA Tournament First Round (3/16/23) (W, 63-52) (12 pts, 20 rebs.), vs. Memphis, The American Championship Title Game (3/12/23) (L, 65-75)

Points Scored

Scored 60+ points

UH: 62, Elvin Hayes, vs. Valparaiso (2/24/68) (W, 158-81)
Opp: Has not happened

Scored 55+ points

UH: 62, Elvin Hayes, vs. Valparaiso (2/24/68) (W, 158-81)
Opp: Has not happened

Scored 50+ points

UH: 52, Robert McKiver, vs. Southern Miss (2/27/08)
Opp: 50, Ron Schlieman, North Dakota State (12/7/67)

Scored 45+ points

UH: 52, Robert McKiver, vs. Southern Miss (2/27/08)
Opp: 50, Ron Schlieman, vs. North Dakota State (12/7/67)

Scored 40+ points

UH: 52, Robert McKiver, vs. Southern Miss (2/27/08)
Opp: 42, Russ Smith, #5/5 Louisville, American Championship Semifinals (3/14/14) (L, 65-94)

Scored 35+ points

UH: 39, Rob Gray, vs. San Diego State, NCAA Tournament First Round, (3/16/18) (W, 67-65)
Opp: 42, Russ Smith, #5/5 Louisville, American Championship Semifinals (3/14/14) (L, 65-94)

Scored 30+ points

UH: 30, Marcus Sasser, vs. East Carolina, The American Championship Quarterfinals, (3/10/23) (W, 60-46)
Opp: 34, Wade Taylor IV, vs. rv/rv Texas A&M, The Halal Guys Showcase (12/16/23) (W, 70-66)

Scored 25+ points

UH: 29, Jamal Shead, vs. #25/25 Texas Tech (1/17/24) (W, 77-54)
Opp: 34, Wade Taylor IV, vs. rv/rv Texas A&M, The Halal Guys Showcase (12/16/23) (W, 70-66)

Scored 20+ points

UH: 23, LJ Cryer, at #21/19 BYU (1/23/24) (W, 75-68)
Opp: 34, Wade Taylor IV, vs. rv/rv Texas A&M, The Halal Guys Showcase (12/16/23) (W, 70-66)

Scored 20+ points in first half

UH: 20, Fabian White Jr., vs. Cincinnati (3/1/22) (W, 71-53)
Opp: 20, Kendrick Davis, vs. Memphis, The American Championship Title Game (3/12/23) (L, 65-75)

30-Point Game Streaks

Scored 30+ points in 3+ straight games

UH: 3, Aubrey Coleman (37, vs. Marshall, 1/30/10; 32, at Memphis, 1/23/10; 30, vs. UCF, 1/20/10)

Scored 30+ points in 2+ straight games

UH: 2, Damyean Dotson, 32, at Tulane (2/8/17) (W, 91-62); 31, vs. UCF (2/1/17) (W, 82-64)

20-Point Game Streaks

Scored 20+ points in 8+ straight games

UH: 11, Aubrey Coleman 29, at WKU (2/9/10) (W, 74-72) 22, vs. Southern Miss (2/6/10) (L, 55-57) 23, at UTEP (2/3/10) (L, 58-65) 37, vs. Marshall (1/30/10) (W, 81-66) 32, at Memphis (1/23/10) (L, 77-92) 30, vs. UCF (1/20/10) (L, 71-78) 25, at East Carolina (1/16/10) (W, 74-55) 22, vs. UTEP (1/13/10) (W, 75-65) 25, vs. Tulsa (1/9/10) (L, 80-86) 22, at Rice (1/6/10) (W, 83-66) 28, at Iowa State (1/3/10) (L, 75-82, 2OT)

Scored 20+ points in 7+ straight games

UH: 11, Aubrey Coleman 29, at WKU (2/9/10) (W, 74-72) 22, vs. Southern Miss (2/6/10) (L, 55-57) 23, at UTEP (2/3/10) (L, 58-65) 37, vs. Marshall (1/30/10) (W, 81-66) 32, at Memphis (1/23/10) (L, 77-92) 30, vs. UCF (1/20/10) (L, 71-78) 25, at East Carolina (1/16/10) (W, 74-55) 22, vs. UTEP (1/13/10) (W, 75-65) 25, vs. Tulsa (1/9/10) (L, 80-86) 22, at Rice (1/6/10) (W, 83-66) 28, at Iowa State (1/3/10) (L, 75-82, 2OT)

Scored 20+ points in 6+ straight games

UH: 6, Marcus Sasser 22, vs. Wichita State (3/2/23) (W, 83-66) 22, at East Carolina (2/25/23) (W, 76-57) 22, vs. Tulane (2/22/23) (W, 89-59) 20, vs. Memphis (2/19/23) (W, 72-64) 20, at SMU (2/16/23) (W, 80-65) 25, vs. Tulsa (2/8/23) (W, 80-42)

Scored 20+ points in 5+ straight games

UH: 6, Marcus Sasser 22, vs. Wichita State (3/2/23) (W, 83-66) 22, at East Carolina (2/25/23) (W, 76-57) 22, vs. Tulane (2/22/23) (W, 89-59) 20, vs. Memphis (2/19/23) (W, 72-64) 20, at SMU (2/16/23) (W, 80-65) 25, vs. Tulsa (2/8/23) (W, 80-42)

Scored 20+ points in 4+ straight games

UH: 5, Marcus Sasser 22, at East Carolina (2/25/23) (W, 76-57) 22, vs. Tulane (2/22/23) (W, 89-59) 20, vs. Memphis (2/19/23) (W, 72-64) 20, at SMU (2/16/23) (W, 80-65) 25, vs. Tulsa (2/8/23) (W, 80-42)

Scored 20+ points in 3+ straight games

UH: 5, Marcus Sasser 22, at East Carolina (2/25/23) (W, 76-57) 22, vs. Tulane (2/22/23) (W, 89-59) 20, vs. Memphis (2/19/23) (W, 72-64) 20, at SMU (2/16/23) (W, 80-65) 25, vs. Tulsa (2/8/23) (W, 80-42)

Scored 20+ points in 2+ straight games

UH: 2, Emanuel Sharp 21, vs. rv/rv Texas A&M, The Halal Guys Showcase (12/16/23) (W, 70-66) 21, vs. Jackson State (12/9/23) (W, 89-55)

Double-Digit Scorers

Had 7+ players score in double digits

UH: Lamar Roberson (25), Oliver Lafayette (19), Jahmar Thorpe (15), Ramon Dyer (14), Corey Bloom (13), Sergio de Randamie (11), Tristan Martin (10), vs. Florida Tech (11/22/05) (W, 131-62)
Opp: NA

Had 6+ players score in double digits

UH: Quentin Grimes (18), Tramon Mark (15), Marcus Sasser (14), Fabian White Jr. (12), Justin Gorham (10), Brison Gresham (10), vs. Cleveland State, NCAA Tournament First Round (3/19/21) (W, 87-56)
Opp: Julian Washburn (20), Jacques Streeter (13), Konner Tucker (12), McKenzie Moore (11), Cedrick Lang (10), Jalen Ragland, vs. UTEP, C-USA Championship Quarterfinals (3/14/13) (L, 69-80)

Had 5+ players score in double digits

UH: LJ Cryer (16), Jamal Shead (14), Joseph Tugler (13), Emanuel Sharp (12), Damian Dunn (11), vs. Penn (12/30/23) (W, 81-42)
Opp: Nijel Pack (26), Isaiah Wong (20), Jordan Miller (13), Norchad Omier (12), Wooga Poplar (11), vs. #16/15 Miami (Fla.), NCAA Tournament Sweet 16 (3/24/23) (L, 75-89)

Had 0 players score in double digits

UH: NA
Opp: vs. Texas State (12/21/23) (W, 72-37)

20-Point Scorers

Had 2+ 20-point scorers

UH: Emanuel Sharp (20), LJ Cryer (21) vs. Jackson State (12/9/23) (W, 89-55)
Opp: Kendrick Davis (22), Marcus Weathers (20), at -rv SMU (2/9/22) (L, 83-85)

Had 3+ 20-point scorers

UH: Cameron Tyson (32), Tramon Mark (22), Jamal Shead (20), vs. Our Lady of the Lake (2/6/21) (W, 112-46)
Opp: Nijel Pack (26), Isaiah Wong (20), vs. #16/15 Miami (Fla.), NCAA Tournament Sweet 16 (3/24/23) (L, 75-89)

Field Goals Made

Made 15+ field goals

UH: 16, Aubrey Coleman, at Marshall (2/18/09) (L, 83-88)
Opp: 15, Craig Brackins, at Iowa State (12/28/08) (L, 67-71)

Made 10-14 field goals

UH: 12, vs. #25/25 Texas Tech (1/17/24) (W, 77-54)
Opp: 10, Wade Taylor IV, vs. Texas A&M, The Halal Guys Showcase (12/16/23) (W, 70-66)

THE LAST TIME...

Field Goal Attempts

Attempted 30+ field goals

UH: 31, Aubrey Coleman, vs. Mississippi State (12/19/09)

Opp: NA

Attempted 25-29 field goals

UH: 25, Marcus Sasser, at #9/9 Alabama (12/11/21) (L, 82-83)

Opp: 25, Jarron Cumberland, vs. #25/23 Cincinnati (2/10/19) (W, 65-58)

Attempted 20-24 field goals

UH: 20, Marcus Sasser, vs. UCF (12/31/22) (W, 71-65)

Opp: 22, Wade Taylor IV, vs. Texas A&M, The Halal Guys Showcaase (12/16/23) (W, 70-66)

Attempted 15-19 field goals

UH: 19, Jamal Shead, at #21/19 BYU (1/23/24) (W, 75-68)

Opp: 15, Pop Isaacs, vs. #25/25 Texas Tech (1/17/24) (W, 77-54)

Rebounds

Recorded 30+ rebounds

UH: 37, Elvin Hayes, vs. Centenary (2/10/68)

Opp: Has not happened

Recorded 25+ rebounds

UH: 25, Hakeem Olajuwon, vs. Texas Tech (1/12/84)

Opp: 26, by Tom Owens, South Carolina (2/22/71)

Recorded 20+ rebounds

UH: 20, J'Wan Roberts, vs. Memphis, The American Championship Title Game (3/12/23) (L, 65-75)

Opp: 20, Adrick McKinney, at TCU (12/4/12) (W, 54-48)

Recorded 15+ rebounds

UH: 20, J'Wan Roberts, vs. Memphis, The American Championship Title Game (3/12/23) (L, 65-75)

Opp: 19, Ezra Ausar, vs. East Carolina, The American Championship Quarterfinals, (3/10/23) (W, 60-46)

Recorded 10+ rebounds

UH: 13, J'Wan Roberts, at rv/rv TCU (1/13/24) (L, 67-68)

Opp: 12, Henry Coleman III, vs. Texas A&M, The Halal Guys Showcaase (12/16/23) (W, 70-66)

Rebounding Streaks

Recorded 10+ rebounds in 15+ straight games

UH: 15, Hakeem Olajuwon, 1982-83

13, vs. Villanova (3/27/83) (W, 89-71)

22, vs. Louisville (4/2/83) (W, 94-81)

18, vs. NC State (4/4/83) (L, 52-54)

1983-84

13, vs. NC State (11/19/83) (L, 64-76)

15, Kansas (11/26/83) (W, 91-76)

11, at Mississippi State (11/30/83) (W, 68-62)

18, Biscayne (12/3/83) (W, 69-51)

10, at LSU (12/6/83) (W, 100-91)

13, St. Mary's (Texas) (12/10/83) (W, 71-55)

10, Stetson (12/16/83) (W, 92-71)

17, Princeton (12/17/83) (W, 65-40)

11, Texas Lutheran (12/19/83) (W, 129-65)

13, at UC Santa Barbara (12/21/83) (W, 89-79)

13, vs. Louisville (12/25/83) (W, 76-73)

17, vs. Fresno State (12/26/83) (L, 61-68)

Recorded 10+ rebounds in 14+ straight games

UH: 15, Hakeem Olajuwon, 1982-83

13, vs. Villanova (3/27/83) (W, 89-71)

22, vs. Louisville (4/2/83) (W, 94-81)

18, vs. NC State (4/4/83) (L, 52-54)

1983-84

13, vs. NC State (11/19/83) (L, 64-76)

15, Kansas (11/26/83) (W, 91-76)

11, at Mississippi State (11/30/83) (W, 68-62)

18, Biscayne (12/3/83) (W, 69-51)

10, at LSU (12/6/83) (W, 100-91)

13, St. Mary's (Texas) (12/10/83) (W, 71-55)

10, Stetson (12/16/83) (W, 92-71)

17, Princeton (12/17/83) (W, 65-40)

11, Texas Lutheran (12/19/83) (W, 129-65)

13, at UC Santa Barbara (12/21/83) (W, 89-79)

13, vs. Louisville (12/25/83) (W, 76-73)

17, vs. Fresno State (12/26/83) (L, 61-68)

Recorded 10+ rebounds in 13+ straight games

UH: 15, Hakeem Olajuwon, 1982-83

13, vs. Villanova (3/27/83) (W, 89-71)

22, vs. Louisville (4/2/83) (W, 94-81)

18, vs. NC State (4/4/83) (L, 52-54)

1983-84

13, vs. NC State (11/19/83) (L, 64-76)

15, Kansas (11/26/83) (W, 91-76)

11, at Mississippi State (11/30/83) (W, 68-62)

18, Biscayne (12/3/83) (W, 69-51)

10, at LSU (12/6/83) (W, 100-91)

13, St. Mary's (Texas) (12/10/83) (W, 71-55)

10, Stetson (12/16/83) (W, 92-71)

17, Princeton (12/17/83) (W, 65-40)

11, Texas Lutheran (12/19/83) (W, 129-65)

13, at UC Santa Barbara (12/21/83) (W, 89-79)

13, vs. Louisville (12/25/83) (W, 76-73)

17, vs. Fresno State (12/26/83) (L, 61-68)

Recorded 10+ rebounds in 12+ straight games

UH: 15, Hakeem Olajuwon, 1982-83

13, vs. Villanova (3/27/83) (W, 89-71)

22, vs. Louisville (4/2/83) (W, 94-81)

18, vs. NC State (4/4/83) (L, 52-54)

1983-84

13, vs. NC State (11/19/83) (L, 64-76)

15, Kansas (11/26/83) (W, 91-76)

11, at Mississippi State (11/30/83) (W, 68-62)

18, Biscayne (12/3/83) (W, 69-51)

10, at LSU (12/6/83) (W, 100-91)

13, St. Mary's (Texas) (12/10/83) (W, 71-55)

10, Stetson (12/16/83) (W, 92-71)

17, Princeton (12/17/83) (W, 65-40)

11, Texas Lutheran (12/19/83) (W, 129-65)

13, at UC Santa Barbara (12/21/83) (W, 89-79)

13, vs. Louisville (12/25/83) (W, 76-73)

17, vs. Fresno State (12/26/83) (L, 61-68)

Recorded 10+ rebounds in 11+ straight games

UH: 15, Hakeem Olajuwon, 1982-83

13, vs. Villanova (3/27/83) (W, 89-71)

22, vs. Louisville (4/2/83) (W, 94-81)

18, vs. NC State (4/4/83) (L, 52-54)

1983-84

13, vs. NC State (11/19/83) (L, 64-76)

15, Kansas (11/26/83) (W, 91-76)

11, at Mississippi State (11/30/83) (W, 68-62)

18, Biscayne (12/3/83) (W, 69-51)

10, at LSU (12/6/83) (W, 100-91)

13, St. Mary's (Texas) (12/10/83) (W, 71-55)

10, Stetson (12/16/83) (W, 92-71)

17, Princeton (12/17/83) (W, 65-40)

11, Texas Lutheran (12/19/83) (W, 129-65)

13, at UC Santa Barbara (12/21/83) (W, 89-79)

13, vs. Louisville (12/25/83) (W, 76-73)

17, vs. Fresno State (12/26/83) (L, 61-68)

Recorded 10+ rebounds in 10+ straight games

UH: 15, Hakeem Olajuwon, 1982-83

13, vs. Villanova (3/27/83) (W, 89-71)

22, vs. Louisville (4/2/83) (W, 94-81)

18, vs. NC State (4/4/83) (L, 52-54)

1983-84

13, vs. NC State (11/19/83) (L, 64-76)

15, Kansas (11/26/83) (W, 91-76)

11, at Mississippi State (11/30/83) (W, 68-62)

18, Biscayne (12/3/83) (W, 69-51)

10, at LSU (12/6/83) (W, 100-91)

13, St. Mary's (Texas) (12/10/83) (W, 71-55)

10, Stetson (12/16/83) (W, 92-71)

17, Princeton (12/17/83) (W, 65-40)

11, Texas Lutheran (12/19/83) (W, 129-65)

13, at UC Santa Barbara (12/21/83) (W, 89-79)

13, vs. Louisville (12/25/83) (W, 76-73)

17, vs. Fresno State (12/26/83) (L, 61-68)

Recorded 10+ rebounds in 9+ straight games

UH: 9, Justin Gorham, 11, at ECU (2/3/21) (L, 73-82)

17, vs. SMU (1/31/21) (W, 70-48)

15, at Tulane (1/28/21) (W, 83-60)

10, at Temple (1/23/21) (W, 68-51)

11, vs. Tulsa (1/17/21) (W, 86-59)

10, vs. UCF (1/17/21) (W, 75-58)

11, vs. Tulane (1/9/21) (W, 71-50)

10, vs. Wichita State (1/6/21) (W, 70-63)

19, at rv/rv SMU (1/3/21) (W, 74-60)

Recorded 10+ rebounds in 8+ straight games

UH: 9, Justin Gorham, 11, at ECU (2/3/21) (L, 73-82)

17, vs. SMU (1/31/21) (W, 70-48)

15, at Tulane (1/28/21) (W, 83-60)

10, at Temple (1/23/21) (W, 68-51)

11, vs. Tulsa (1/17/21) (W, 86-59)

10, vs. UCF (1/17/21) (W, 75-58)

11, vs. Tulane (1/9/21) (W, 71-50)

10, vs. Wichita State (1/6/21) (W, 70-63)

19, at rv/rv SMU (1/3/21) (W, 74-60)

Recorded 10+ rebounds in 7+ straight games

UH: 9, Justin Gorham, 11, at ECU (2/3/21) (L, 73-82)

17, vs. SMU (1/31/21) (W, 70-48)

15, at Tulane (1/28/21) (W, 83-60)

10, at Temple (1/23/21) (W, 68-51)

11, vs. Tulsa (1/17/21) (W, 86-59)

10, vs. UCF (1/17/21) (W, 75-58)

11, vs. Tulane (1/9/21) (W, 71-50)

10, vs. Wichita State (1/6/21) (W, 70-63)

19, at rv/rv SMU (1/3/21) (W, 74-60)

Recorded 10+ rebounds in 6 straight games

UH: 9, Justin Gorham, 11, at ECU (2/3/21) (L, 73-82)

17, vs. SMU (1/31/21) (W, 70-48)

15, at Tulane (1/28/21) (W, 83-60)

10, at Temple (1/23/21) (W, 68-51)

11, vs. Tulsa (1/17/21) (W, 86-59)

10, vs. UCF (1/17/21) (W, 75-58)

11, vs. Tulane (1/9/21) (W, 71-50)

10, vs. Wichita State (1/6/21) (W, 70-63)

19, at rv/rv SMU (1/3/21) (W, 74-60)

Recorded 10+ rebounds in 5 straight games

UH: 9, Justin Gorham, 11, at ECU (2/3/21) (L, 73-82)

17, vs. SMU (1/31/21) (W, 70-48)

15, at Tulane (1/28/21) (W, 83-60)

10, at Temple (1/23/21) (W, 68-51)

11, vs. Tulsa (1/17/21) (W, 86-59)

10, vs. UCF (1/17/21) (W, 75-58)

11, vs. Tulane (1/9/21) (W, 71-50)

10, vs. Wichita State (1/6/21) (W, 70-63)

19, at rv/rv SMU (1/3/21) (W, 74-60)

Recorded 10+ rebounds in 4 straight games

UH: 9, Justin Gorham, 11, at ECU (2/3/21) (L, 73-82)

17, vs. SMU (1/31/21) (W, 70-48)

15, at Tulane (1/28/21) (W, 83-60)

10, at Temple (1/23/21) (W, 68-51)

11, vs. Tulsa (1/17/21) (W, 86-59)

10, vs. UCF (1/17/21) (W, 75-58)

11, vs. Tulane (1/9/21) (W, 71-50)

10, vs. Wichita State (1/6/21) (W, 70-63)

19, at rv/rv SMU (1/3/21) (W, 74-60)

Recorded 10+ rebounds in 3 straight games

UH: 3, J'

THE LAST TIME...

Had two players record 10+ rebounds

UH: 10, Jarace Walker, Emanuel Sharp, vs. SMU (1/5/23) (W, 83-57)
Opp: 11, Josh Carlton, 10, Jalen Adams, The American Championship Quarterfinals, vs. UConn (3/15/19) (W, 84-45)

Had three players record 10+ rebounds

UH: Devonta Pollard (13), LeRon Barnes (11); Cavin Baker (10), vs. Morgan State (11/22/14) (W, 72-57)
Opp: NA

Scoring & Rebounding

Recorded 30+ pts/10+ rebs.

UH: Josh Carlton (30 pts., 11 rebs.), at South Florida (1/5/22) (W, 83-66)
Opp: Steven Pledger (31 pts., 10 rebs.) vs. Oklahoma (12/17/11) (L, 74-79) (played in Little Rock, Ark.)

Recorded 20+ pts/20+ rebs.

UH: TaShawn Thomas (21 pts., 20 rebs.), vs. Florida A&M (11/9/12)
Opp: Kurt Thomas, TCU (26 pts., 20 rebs.) (3/9/95)

Recorded 20+ pts/15+ rebs.

UH: Nate Hinton (20 pts., 16 rebs.), vs. UCF (1/3/20) (W, 78-63)
Opp: Jayden Gardner (21 pts., 15 rebs.), at ECU (2/3/21) (L, 73-82)

Scoring & Assists

Recorded 25+ pts/10+ asts

UH: Jamal Shead (29 pts., 10 asts.), vs. #25/25 Texas Tech (1/17/24) (W, 77-54)
Opp: NA

Recorded 20+ pts/10+ asts

UH: Jamal Shead (29 pts., 10 asts.), vs. #25/25 Texas Tech (1/17/24) (W, 77-54)
Opp: NA

3-Point Field Goals Made

Made 10+ 3-pointers

UH: 10, Cameron Tyson, vs. Our Lady of the Lake (2/6/21) (W, 112-46)
Opp: 11, by Dennis Scott, Georgia Tech (12/28/88)

Made 9+ 3-pointers

UH: 9, Cameron Tyson, at Tulane (1/28/21) (W, 83-60)
Opp: 11, by Dennis Scott, Georgia Tech (12/28/88)

Made 8+ 3-pointers

UH: 8, Quentin Grimes, vs. WKU (2/25/21) (W, 81-57)
Opp: 8, Gabe Madsen, vs. Utah, Shriners Childrens Charleston Classic Semifinals (11/17/23) (W, 76-66)

Made 7+ 3-pointers

UH: 7, Marcus Sasser, at Tulane (1/17/23) (W, 80-60)
Opp: 8, Gabe Madsen, vs. Utah, Shriners Childrens Charleston Classic Semifinals (11/17/23) (W, 76-66)

Made 6+ 3-pointers

UH: 7, Marcus Sasser, at Tulane (1/17/23) (W, 80-60)
Opp: 8, Gabe Madsen, vs. Utah, Shriners Childrens Charleston Classic Semifinals (11/17/23) (W, 76-66)

3-Point Field Goals Attempts

Attempted 15+ three-pointers

UH: 15, Kyle Edwards, at Tulsa (1/15/22) (W, 66-64)
Opp: 15, Gabe Madsen, vs. Utah, Shriners Childrens Charleston Classic Semifinals (11/17/23) (W, 76-66)

Attempted 11+ three-pointers

UH: 13, Emanuel Sharp, vs. Texas A&M, The Halal Guys Showcaase (12/16/23) (W, 70-66)
Opp: 14, Wade Taylor IV, vs. Texas A&M, The Halal Guys Showcaase (12/16/23) (W, 70-66)

Attempted 8-10 three-pointers

UH: 9, LJ Cryer, at #21/19 BYU (1/23/24) (W, 75-68)
Opp: 10, Jaxson Robinson, at #21/19 BYU (1/23/24) (W, 75-68)

Attempted 7 three-pointers

UH: 7, LJ Cryer, at rv/rv TCU (1/13/24) (L, 67-68)
Opp: 7, Noah Waterman, at #21/19 BYU (1/23/24) (W, 75-68)

Free Throws Made

Made 15+ free throws

UH: 17, Kelvin Lewis, at UTEP (1/14/09)
Opp: 16, Josh Adams, vs. Wyoming, Global Sports Classic Championship Round (12/22/15) (W, 94-89 2OT)

Made 10+ free throws

UH: 11, Emanuel Sharp, vs. Texas State (12/21/23) (W, 72-37)
Opp: 11, Kendrick Davis, at Memphis (3/5/23) (W, 67-65)

Free Throws Attempts

Attempted 20+ free throws

UH: 20, Alandise Harris, vs. Marshall (2/1/11) (L, 62-63)
Opp: 20, Jerrydy Bayless, vs. Arizona (1/12/08) (L, 71-85)

Attempted 15+ free throws

UH: 15, Quentin Grimes, vs. South Carolina (12/5/20) (W, 77-67)
Opp: 19, Josh Adams, vs. Wyoming, Global Sports Classic Championship Round (12/22/15) (W, 94-89, 2OT)

Attempted 10+ free throws

UH: 11, Emanuel Sharp, vs. Texas State (12/21/23) (W, 72-37)
Opp: 12, Desmond Claude, at Xavier (12/1/23) (W, 66-60)

Assists

Recorded 15+ assists

UH: 15, Randy Brown, vs. Fordham (3/17/88)
Opp: 17, by Sean Colson, Charlotte (2/8/97)

Recorded 10+ assists

UH: 11, Jamal Shead, vs. #25/25 Texas Tech (1/17/24) (W, 77-54)
Opp: 8, Jahvon Quinerly, at #9/9 Alabama (12/11/21) (L, 82-83)

Recorded 5+ assists

UH: 10, Jamal Shead, vs. UCF (1/20/24) (W, 57-42)
Opp: 5, Dallin Hall, at #21/19 BYU (1/23/24) (W, 75-68)

Blocked Shots

Recorded 15+ blocks

UH: 15, Hakeem Olajuwon, vs. Biscayne (12/3/83)
Opp: Has not happened

Recorded 10+ blocks

UH: 10, Bo Outlaw, vs. Texas A&M (2/17/93) (11/11/23) (W, 82-50)
Opp: 10, by Gerrick Morris, South Florida (2/21/04)

Recorded 5+ blocks

UH: 5, Ja'Vier Francis, vs. Texas A&M-Corpus Christi (11/11/23) (W, 82-50)
Opp: 5, Morris Udeze, at Wichita State (2/18/21) (L, 63-68)

Steals

Recorded 10+ steals

UH: 11, Clyde Drexler, vs. Syracuse (12/11/82)
Opp: 10, by B.J. Tyler, Texas (1/29/94)

Recorded 5+ steals

UH: 5, Mylik Wilson, vs. Jackson State (12/9/23) (W, 89-55)
Opp: 5, Tyrese Elliott, vs. North Carolina A&T, Coaches vs. Racism HBCU Roundball Classic (12/13/22) (W, 74-46)

Turnovers

Recorded 11+ turnovers

UH: NA
Opp: 12, Dawan Robinson, vs. Rhode Island (12/27/05) (W, 67-41)

Recorded 10+ turnovers

UH: 10, Andre Owens, at UAB (2/22/03) (L, 52-80)
Opp: 10, Jeremy Wise, vs. Southern Miss (2/27/08) (W, 95-67)

Recorded 8+ turnovers

UH: 9, Jonathon Simmons, vs. Tulsa (1/4/12) (W, 70-69, OT)
Opp: 8, Kaden Gumbs, vs. Texas State (12/21/23) (W, 72-37)

Recorded 5+ turnovers

UH: 5, Jamal Shead, at rv/rv Iowa State (1/9/24) (L, 53-57)
Opp: 5, Aly Khalifa, at #21/19 BYU (1/23/24) (W, 75-68)

Minutes Played

Played every minute (regulation)

UH: 40:00, Taze Moore, at —/rv SMU (2/9/22) (L, 83-85)
Opp: 40:00, Jaron Pierre Jr., vs. Wichita State (3/2/23) (W, 83-66)

Two players played every minute (reg.)

UH: L.J. Rose, LeRon Barnes, at South Florida (2/17/15) (L, 67-69)
Opp: B.J. Tyson, Shawn Williams, vs. East Carolina (2/25/18) (W, 109-58)

Three players played every minute (reg.)

UH: 40, Dion Dowell, Richard Young, Robert Lee, vs. Creighton, Outrigger Hotels Rainbow Classic (12/22/06)
Opp: 40, by Brian Graham, Brian Swift, Bradley Mosley, vs. South Florida (2/21/04)

Played every minute (OT+)

UH: 45, LeRon Barnes, vs. UCF (1/6/15) (L, 78-79, OT)
Opp: 45, Zach Cooks, vs. Hofstra (11/9/21) (W, 83-75 OT)

Played every minute (2OT+)

UH: 50, Rickie Winslow, Alvin Franklin, vs. Texas Tech (2/5/86)
Opp: 50, by Albert Thomas, Michael Strickland, vs. TCU, SWC Tournament (3/14/92)

Played every minute (3OT+)

UH: 60, Clyde Drexler, at TCU (2/17/81)
Opp: 60, by Deckery Johnson, Warren Bridges, Darrell Browder, at TCU (2/17/81)

Played every minute (4OT+)

UH: 60, Clyde Drexler, at TCU (2/17/81)
Opp: 60, by Deckery Johnson, Warren Bridges, Darrell Browder, at TCU (2/17/81)

Technical Fouls

Received a technical foul

UH: Coach Kelvin Sampson, at Xavier (12/1/23) (W, 66-60)

Damian Dunn, at rv/rv TCU (1/13/24) (L, 67-68)

Opp: Bench, vs. Texas A&M, The Halal Guys Showcaase (12/16/23) (W, 70-66)

Wade Taylor IV, vs. Texas A&M, The Halal Guys Showcaase (12/16/23) (W, 70-66)

Fouls

Fouled out

UH: Emanuel Sharp, vs. UCF (1/20/24) (W, 57-42)
Opp: Trevin Knell, at #21/19 BYU (1/23/24) (W, 75-68)

Two players fouled out

UH: Fabian White Jr., Taze Moore, at Wichita State (2/20/22) (W, 76-74 2OT)
Opp: Zeke Cook, Jordan O'Neal, vs. Jackson State (12/9/23) (W, 89-55)

Three players fouled out

UH: Danrad Knowles, Kyle Meyer, Wes VanBeck, Devin Davis, vs. #19/23 SMU (2/18/17) (L, 66-76)
Opp: Christian Vital, James Bouknight, Sidney Wilson, vs. UConn (1/23/20) (W, 63-59)

Four players fouled out

UH: Danrad Knowles, Kyle Meyer, Wes VanBeck, Devin Davis, vs. #19/23 SMU (2/18/17) (L, 66-76)
Opp: NA

Ejections

Was ejected

UH: Assistant Coach Alvin Brooks, Assistant Director of Player Development Mikhail McLean, vs. rv/— Tulsa (2/19/20) (W, 76-43);

Justin Gorham, at Wichita State (2/18/21) (L, 63-68)

Opp: Ken Evans, vs. Jackson State (12/9/23) (W, 89-55)

HOUSTON 86, UNC PEMBROKE 47

Saturday, Oct. 28, 2022 • Fertitta Center • Houston



Official Basketball Box Score - Final
UNC Pembroke at Houston
10/29/23 Fertitta Center, Houston, Texas
Houston

Game Time: 3:02 PM
Game Duration: 1:56
Attendance: 5,746

Officials: Antonio Petty, Damon George, Alexander Thompson

UNC Pembroke - 47

Record: 0-0

NO.	Name	Min	FG	3P	FT	Rebounds	Fouls	TP	AS	TO	ST	Blocks	BS	BA	+/-
12	Elijah Cobb	24:58	1-3	0-1	2-2	1 2 3	4 2 4	0	3	2	1	1	1	0	-26
23	Josh Berenbaum	17:28	3-6	1-3	0-1	1 1 2	2 2 7	0	2	0	0	0	0	0	-14
0	Bradlee Haskell	26:02	5-7	1-2	1-2	1 2 3	2 3 12	3	2	1	0	1	0	0	-32
1	Nygel Verdier	27:23	1-11	0-2	0-0	2 2 4	1 0 2	0	0	1	0	2	0	0	-34
3	JaJuan Carr	26:09	0-6	0-0	1-2	1 0 1	2 2 1	4	5	1	0	2	0	0	-37
4	Amare Miller	19:16	3-6	0-0	1-2	3 4 7	4 2 7	0	1	0	0	1	0	0	-22
10	Javonte Waverly	14:35	5-6	2-3	0-0	1 2 3	1 1 12	0	2	1	0	0	0	0	-6
22	Jamarcus Jones	08:05	0-2	0-0	0-0	0 0 0	0 0 0	0	0	0	0	0	0	0	-14
2	Dallas Gardiner	10:21	0-4	0-0	0-0	0 2 0	0 0 0	0	1	1	0	0	0	0	-2
30	Amadou Faye	09:12	0-1	0-0	1-2	0 3 3	1 1 1	0	1	0	0	0	0	0	-6
13	Tyreik McCallum	06:03	0-0	0-0	0-0	0 1 1	0 0 0	0	0	0	0	0	0	0	-2
11	Will Gray	05:39	0-1	0-0	0-0	0 0 0	0 0 0	0	0	0	0	0	0	0	-2
25	Zy McLean	03:19	0-0	0-0	1-2	0 0 0	0 0 1	1	0	0	0	0	0	0	-1
35	Peyton Mann	01:31	0-0	0-0	0-0	0 0 0	0 0 0	0	0	0	0	0	0	0	1
Team						1 3 4				0	1				
Totals			18-53	4-13	7-13	20 33	17 14	47	8	18	6	1	9	-39	

Technical Fouls: NONE

Houston - 86

Record: 0-0

NO.	Name	Min	FG	3P	FT	Rebounds	Fouls	TP	AS	TO	ST	Blocks	BS	BA	+/-
5	Ja'Vier Francis	16:41	3-7	0-0	4-6	3 3 6	0 3 10	0	1	0	2	0	2	0	24
13	J'Wan Roberts	18:13	4-7	0-0	3-3	3 5 8	2 3 11	0	2	1	0	1	0	0	18
1	Jamal Shead	23:15	1-2	0-0	0-0	0 1 1	1 0 2	8	1	3	0	0	0	0	-27
4	LJ Cryer	32:33	7-15	5-11	2-2	0 1 1	1 2 21	2	0	2	0	0	0	0	34
21	Emanuel Sharp	20:28	3-7	2-5	0-0	1 4 5	4 0 2	0	0	0	0	0	0	0	35
25	Joseph Tugler	18:55	5-9	0-0	3-6	7 2 9	1 8 13	0	0	0	4	0	0	0	14
3	Ramon Walker Jr.	18:41	1-4	1-2	0-0	1 1 2	0 0 3	1	0	0	0	0	0	0	-18
23	Terrance Arceneaux	19:10	3-8	1-4	0-0	2 1 3	0 0 7	1	2	2	0	0	0	0	19
8	Mylik Wilson	20:58	2-6	0-1	2-2	2 5 7	1 1 6	4	1	1	1	2	1	0	18
2	Cedric Lath	04:24	1-1	0-0	0-0	2 1 3	2 0 2	0	0	0	0	0	0	0	1
20	Ryan Elvin	04:05	1-2	1-2	0-0	0 1 1	0 0 3	0	0	0	0	0	0	0	1
12	Jacob McFarland	02:37	0-0	0-0	0-0	0 0 1	0 0 0	0	0	0	0	0	0	0	2
Team						0 0 0				0	0				
Totals			31-68	10-25	14-19	21 26	47	14	17	86	18	7	9	1	39

Technical Fouls: NONE

Biggest lead	UNC	HOU
0 (1 st 20:00)	40 (2 nd 1:49)	
Best Scoring Run	5 (2 nd 14:17)	18 (2 nd 18:52)
Lead Changes	0	0
Times Tied	0	0
Time with Lead	00:00	39:43

Points from	UNCP	HOU
Turnovers	8	14
Paint	26	40
Second Chance	10	18
Fast Breaks	9	20
Bench	21	34

Period by Period Scoring			
	1st	2nd	TOT
UNCP	20	27	47
HOU	52	34	86

Shooting By Period	1st FG%	2nd FG%	3rd FG%	4th FG%	5th FG%
1st FG%	18-34	52.9%			
2nd FG%	13-34	38.2%			
3rd FG%	3-11	27.3%			
4th FG%	5-10	50.0%			
5th FG%	31-58	45.0%			
6th FG%	10-25	40.0%			
7th FG%	14-19	73.7%			
Dead Ball Rebounds: 1, 0					

#7/6 HOUSTON 84, ULM 31

Monday, Nov. 6, 2022 • Fertitta Center • Houston



Official Basketball Box Score - Final
ULM at Houston
11/06/23 Fertitta Center, Houston, Texas
2023-24 Men's Basketball

Game Time: 7:02 PM
Game Duration: 2:07
Attendance: 6,832

Officials: Marques Pettigrew, Brooks Wells, Bianca Burns

ULM - 31

Record: 0-1

NO.	Name	Min	FG	3P	FT	Rebounds	Fouls	TP	AS	TO	ST	Blocks	BS	BA	+/-
4	Nika Melskharishvili	30:26	1-7	0-4	2-4	0 4 4	4 5 4	1	6	0	1	1	0	0	-45
34	AD Diedhiou	22:09	0-2	0-0	0-2	1 1 2	1 1 0	1	2	0	1	0	0	0	-19
1	Savion Gallion	22:40	3-6	1-3	1-2	1 2 3	4 2 8	1	3	1	0	1	0	0	-35
2	Devon Hancock	14:49	1-2	0-0	0-0	1 1 2	2 0 2	0	2	0	0	0	0	0	-20
3	Tyreke Locure	27:12	2-8	2-4	1-4	1 3 4	3 3 7	2	1	1	0	0	0	0	-34
14	Jerry Nigpot	17:51	2-2	0-0	1-2	2 2 4	1 2 5	1	0	1	0	1	0	0	-5
5	Jalen Bolden	06:57	1-3	0-1	0-0	1 0 1	0 0 2	0	0	3	1	0	0	0	-14
10	Tyrese Watson	12:12	0-1	0-0	0-0	2 0 2	1 3 0	0	1	0	0	0	0	0	-8
13	Makai Wells	09:49	0-2	0-1	0-0	0 0 0	5 1 0	0	0	3	0	0	0	0	-20
0	Jacob Wilson	15:51	1-2	0-1	0-1	1 1 2	0 1 2	0	0	0	0	0	0	0	-18
11	Kelton Williams	10:56	0-2	0-1	0-0	0 3 3	1 0 0	0	1	1	0	0	0	0	-12
15	Patrick McCraney	09:08	0-2	0-1	1-2	0 0 0	0 1 1	1	1	2	0	0	0	0	-12
Team						0 3 3				0	1				
Totals			11-39	3-16	6-17	10 20	30	22	19	31	7	25	4	2	-53

Technical Fouls: Williams 2nd 10:56

Houston - 84

Record: 1-0

NO.	Name	Min	FG	3P	FT	Rebounds	Fouls	TP	AS	TO	ST	Blocks	BS	BA	+/-
5	Ja'Vier Francis	17:44	3-3	0-0	3-4	2 2 4	3 2 9	0	1	2	1	0	2	0	28
13	J'Wan Roberts	23:01	3-4	0-0	0-0	4 3 7	1 1 6	1	1	2	1	0	1	0	40
1	Jamal Shead	17:49	2-5	1-2	0-0	3 3 3	2 0 5	8	3	4	0	1	0	0	35
4	LJ Cryer	29:53	3-13	1-9	2-2	1 1 2	2 2 9	2	1	1	0	0	0	0	36
21	Emanuel Sharp	20:56	5-9	4-8	6-8	0 0 0	1 5 20	0	1	0	0	0	0	0	31
8	Mylik Wilson	16:52	0-5	0-3	2-2	2 2 4	2 2 2	4	1	2	2	0	0	0	14
11	Damian Dunn	17:36	5-8	3-5	5-9	2 1 3	1 6 10	0	1	1	0	1	0	0	26
25	Joseph Tugler	12:25	1-2	0-0	0-0	4 2 6	3 1 2	1	1	1	0	0	0	0	11
23	Terrance Arceneaux	19:25	2-6	0-3	1-2	1 3 4	1 1 5	1	0	3	0	0	0	0	14
3	Ramon Walker Jr.	16:36	1-3	1-2	2-2	4 3 7	2 2 5	2	0	0	0	0	0	0	23
20	Ryan Elvin	04:45	1-3	1-3	0-0	0 0 0	0 0 0	0	0	0	0	0	0	0	4
2	Cedric Lath	02:58	0-0	0-0	0-0	0 0 0	0 0 0	0	0	0	0	0	0	0	3
Team						0 6 6				0	0				
Totals			26-61	11-35	21-29	20 26	46	19	22	84	19	10	15	5	23

Technical Fouls: NONE

Technical Fouls									
			ULM		HOU				
Biggest lead	1 (1 st 16:25)		54 (2 nd 1:03)		Points from Turnovers	ULM	HOU	Period by Period Scoring	
Best Scoring Run	3 (1 st 8:20)		14 (1 st 10:01)		Paint	16	28	1st	2nd
Lead Changes	2		1		Second Chance	9	11	ULM	TOT
Times Tied	1				Fast Breaks	2	13		
Time with Lead	00:23		37:50		Bench	10	35	HOU	
</									

#7/6 HOUSTON 82, TEXAS A&M-CORPUS CHRISTI 50

Saturday, Nov. 11, 2022 • Fertitta Center • Houston



Official Basketball Box Score - Final
A&M-Corpus Christi at Houston
11/11/23 Fertitta Center, Houston, Texas
2023-24 Houston Cougars Basketball

Game Time: 1:32 PM
Game Duration: 2:05
Attendance: 7,145

Officials: Gary Maxwell, Antonio Petty, Amy Bonner

A&M-Corpus Christi - 50

Record: 1-1

NO.	Name	Min	FG M-A	3P M-A	FT M-A	Reb OR DR TOT	Fouls PF FLD	TP	AS	TO	ST	Blocks BS	BA	+/-			
12	Owen Dease	F 27:56	2-12	2-5	1-2	2 1 3	2 2 7	3	4	0	0	1	0	-22			
33	Garry Clark	F 24:00	2-7	0-2	0-1	2 6 8	3 2 4	0	1	0	0	0	0	-16			
32	Stephen Gwa	C 22:00	2-3	0-0	3-4	1 1 2	1 2 7	0	2	0	0	0	0	-16			
0	Marion Humphrey	G 20:21	2-9	0-1	1-1	1 3 4	1 2 5	3	1	1	0	1	0	-13			
2	Jordan Roberts	G 13:20	3-5	3-3	0-0	0 2 2	3 0 9	0	1	0	0	0	0	-8			
13	Shilo Jackson	19:09	0-2	0-0	0-0	3 3 6	1 1 0	0	0	2	0	0	2	-16			
40	Lance-Amir Paul	19:07	4-9	0-3	2-4	1 4 5	2 6 10	2	0	2	0	1	1	-14			
10	Tedrick Washington	14:21	1-4	0-1	0-0	1 2 3	2 2 2	0	1	0	0	0	0	-21			
4	Dayne Prim	14:51	0-2	0-1	0-0	1 2 3	3 0 0	0	1	0	0	0	0	-14			
1	Dian Wright-Forde	10:19	2-6	0-2	0-0	1 1 1	3 0 4	0	1	2	0	1	0	-15			
4	Kam Parker	08:47	0-3	0-2	0-0	0 0 0	1 0 0	0	0	0	0	0	0	-1			
5	Monroe Allen-Johnson	06:58	1-2	0-1	0-0	1 1 2	1 0 0	2	0	1	1	0	0	-4			
						0	2	0	0	1							
Totals			19-64	5-21	7-12	13	28	41	23	17	50	9	17	6	1	9	-32

#6/6 HOUSTON 65, TOWSON 49 Shriners Children's Charleston Classic • First Round Thursday, Nov. 16, 2022 • TD Arena • Charleston, S.C.



Official Basketball Box Score - Final
Houston at Towson
11/16/23 TD Arena, Charleston, SC
Houston vs. Towson
Game Duration: 2:03
Officials: Ron Groover, Antonio Petty, Tyler Kumpf

Houston - 65												
Record: 4-0												
NO. Name	Min	FG	3P	FT	Rebounds	Fouls	TP	AS	TO	ST	Blocks	+/-
M-A	M-A	M-A	M-A	OR DR TOT	PF FD						BS BA	
5 Ja'Vier Francis	F 23:29	5-6	0-0	0-0	1 2 3	3 0	10	1	1	0	0	12
13 J'Wan Roberts	F 21:48	2-3	0-0	1-3	1 10 11	1 2	5	1	2	0	1	0
1 Jamal Shead	G 24:10	4-6	0-1	1-1	2 2 4	2 1	9	8	1	2	0	24
4 LJ Cryer	G 26:11	6-14	3-7	3-3	2 1 3	3 4	18	2	0	1	0	21
11 Damian Dunn	G 24:08	0-2	0-0	0-0	1 1 0	0 0	1	2	2	0	1	-2
8 Mylik Wilson	21:01	1-6	0-0	0-0	0 1 1	1 2	0	0	0	1	1	-8
25 Joseph Tugler	16:01	0-1	0-0	0-0	2 1 3	4 3	0	0	0	0	0	7
21 Emanuel Sharp	18:12	4-7	3-5	3-3	0 3 3	2 1	14	0	1	0	0	22
23 Terrance Arceneaux	17:05	2-5	1-2	2-4	0 1 1	1 2	7	0	0	0	0	3
3 Ramon Walker Jr.	06:18	0-2	0-0	0-0	2 2 4	0 0	0	0	1	0	0	-9
2 Cedric Lath	01:37	0-0	0-0	0-0	0 0 0	1 0	0	0	0	0	0	-2
Team					0 4 4	0	0	1				
Totals		24-58	7-17	10-14	10 28 38	20 14	65	13	9	6	2	1 16

Shooting By Period			
1 st	FG%	12-28	42.9%
	3PT%	5-11	45.5%
	FT%	8-8	100%
2 nd	FG%	12-30	40.0%
	3PT%	2-6	33.3%
	FT%	2-6	33.3%
GM	FG%	24-58	41.4%
	3PT%	7-17	41.2%
	FT%	10-14	71.4%

Dead Ball Rebounds: 2, 1

Towson - 49												
Record: 2-2												
NO. Name	Min	FG	3P	FT	Rebounds	Fouls	TP	AS	TO	ST	Blocks	+/-
M-A	M-A	M-A	M-A	OR DR TOT	PF FD						BS BA	
25 Messiah Jones	F 20:45	3-3	2-2	1-2	0 2 2	3 2	9	0	1	0	0	-5
32 Charles Thompson	F 26:50	1-3	0-0	6-8	0 9 9	3 7	8	3	2	0	0	-12
5 Christian May	G 31:17	4-11	2-6	0-2	0 0 0	1 2	10	0	0	1	0	-19
10 Ralid Hicks	G 23:40	0-5	0-2	2-2	0 1 1	2 2	2	1	1	1	0	-7
15 Tyler Tejada	G 24:12	2-8	0-3	2-2	0 6 6	2 1	6	0	0	1	0	-18
1 Tomiwa Sulaiman	08:21	2-2	0-0	0-0	1 0 1	1 1	4	0	0	0	0	-12
4 Dylan Williamson	19:21	0-5	0-2	0-0	0 0 0	0 0	0	4	2	0	0	-7
11 Mekhi Lowery	19:03	3-3	0-0	1-4	1 4 5	0 0	3	7	1	0	1	5
14 Chase Paar	13:10	1-1	0-0	1-2	0 2 2	1 0	3	1	2	0	0	-4
3 Tyler Coleman	13:21	0-1	0-0	0-3	1 1 2	1 2	0	0	0	0	0	-1
Team					0 3 3	0	0	2				
Totals		16-42	4-15	13-25	5 26 31	14 20	49	10	10	4	1	2 -16

Shooting By Period		
1 st	FG%	5-20 25.0%
	3PT%	1-7 14.3%
	FT%	6-9 66.7%
2 nd	FG%	11-22 50.0%
	3PT%	3-8 37.5%
	FT%	7-16 43.8%
GM	FG%	16-42 38.1%
	3PT%	4-15 26.7%
	FT%	13-25 52.0%

	HOU	TOW	Points from	HOU	TOW	Period by Period Scoring				
Biggest lead	25 (2 nd 17:36)	0 (1 st 20:00)	Turnovers	16	6			1st	2nd	TOT
Best Scoring Run	8(2 nd 18:56)	6(2 nd 1:12)	Paint	28	20	HOU	37	28	65	
Lead Changes	0		Second Chance	10	3					
Times Tied	0		Fast Breaks	12	3	TOW	17	32	49	
Time with Lead	38:33	00:00	Bench	23	14					

#6/6 HOUSTON 76, UTAH 66 Shriners Children's Charleston Classic • Semifinals Friday, Nov. 17, 2022 • TD Arena • Charleston, S.C.



Official Basketball Box Score - Final
Houston at Utah
11/17/23 TD Arena, Charleston, SC
Houston vs. Utah
Game Time: 4:30 PM
Game Duration: 2:05
Officials: Gerry Pollard, Ted Valentine, Job Hartness

Houston - 76												
Record: 5-0												
NO. Name	Min	FG	3P	FT	Rebounds	Fouls	TP	AS	TO	ST	Blocks	+/-
M-A	M-A	M-A	M-A	OR DR TOT	PF FD						BS BA	
5 Ja'Vier Francis	F 14:53	0-0	0-0	1-2	1 2 3	3 1	1	0	2	1	1	0
13 J'Wan Roberts	F 26:21	5-6	0-0	3-4	3 9 12	4 2	13	1	0	1	0	9
1 Jamal Shead	G 33:43	6-17	2-6	0-3	2 4 6	3 2	14	5	4	3	1	14
4 LJ Cryer	G 33:08	5-14	4-9	0-0	0 3 3	2 0	14	3	0	1	0	14
11 Damian Dunn	G 24:16	2-4	0-1	3-4	1 2 3	3 3	7	1	0	0	1	-8
8 Mylik Wilson	03:41	0-1	0-0	0-0	0 1 1	1 0	0	0	0	0	0	-1
21 Emanuel Sharp	27:45	6-13	1-4	2-3	2 4 6	1 2	15	0	1	3	0	14
25 Joseph Tugler	10:01	1-1	0-0	2-6	1 0 1	3 3	4	0	0	1	0	1
23 Terrance Arceneaux	26:13	3-6	1-3	1-2	2 2 4	2 1	8	2	0	0	1	9
Team					0 0 0	0	0	0				
Totals		28-62	8-24	12-24	12 27 39	21 15	76	12	7	10	3	3 10

Shooting By Period			
1 st	FG%	15-36	41.7%
	3PT%	4-14	28.6%
	FT%	5-8	62.5%
2 nd	FG%	13-26	50.0%
	3PT%	4-10	40.0%
	FT%	7-16	43.8%
GM	FG%	28-62	45.2%
	3PT%	8-24	33.3%
	FT%	12-24	50.0%

Utah - 66												
Record: 3-1												
NO. Name	Min	FG	3P	FT	Rebounds	Fouls	TP	AS	TO	ST	Blocks	+/-
M-A	M-A	M-A	M-A	OR DR TOT	PF FD						BS BA	
34 Lawson Lovering	C 27:45	3-6	0-1	3-4	2 6 8	2 4	9	1	3	0	2	1 -3
35 Brandon Carlson	C 28:19	4-13	2-8	7-10	2 6 8	1 7	17	1	1	2	0	3
2 Cole Bajema	G 23:00	0-2	0-0	0-0	0 5 5	4 1	0	2	2	2	1	0
25 Rolie Wadster	G 33:23	1-7	0-1	7-9	2 1 3	4 7	9	6	2	0	0	-7
5 Gabe Madsen	G 37:24	10-19	8-15	1-2	2 4 6	0 2	29	2	3	1	0	-7
0 Hunter Erickson	28:15	0-3	0-2	0-0	0 1 1	1 0	0	4	2	0	0	-18
1 Ben Carlson	18:13	1-3	0-2	0-0	2 2 4	3 0	2	0	2	0	0	-19
21 Luka Tarlac	03:41	0-0	0-0	0-0	0 0 0	0 0	0	0	0	0	0	-1
Team					1 2 3	0	0	0				
Totals		19-53	10-31	18-25	11 27 38	15 21	66	16	15	5	3	3 -10

Shooting By Period			
1st	FG%	10-30	33.3%
	3PT%	5-16	31.3%
	FT%	5-9	55.6%
2nd	FG%	9-23	39.1%
	3PT%	5-15	33.3%
	FT%	13-16	81.3%
GM	FG%	19-53	35.8%
	3PT%	10-31	32.3%
	FT%	18-25	72.0%

Technical Fouls: NONE													
		HOU		UTA		Period by Period Scoring							
Biggest lead	14 (2 nd 14:02)		8 (1 st 15:23)		Points from Turnovers	HOU		UTA		Period by Period Scoring			
						19		10		1st	2nd	TOT	
Best Scoring Run	8 (1 st 12:56)		9 (1 st 15:23)		Paint	30		18		HOU	39	37	76
Lead Changes	5				Second Chance	14		14					
Times Tied	2				Fast Breaks	5		2		UTA	30	36	66
Time with Lead	32:05		06:43		Bench	27		2					

#6/6 HOUSTON 69, DAYTON 55 Shriners Children's Charleston Classic • Title Game Sunday, Nov. 19, 2022 • TD Arena • Charleston, S.C.



Official Basketball Box Score - Final
Houston at Dayton
11/19/23 TD Arena, Charleston, SC
Dayton vs. Houston
Game Time: 8:30 PM
Game Duration: 1:51
Attendance: 3,941
Officials: Ron Groover, Kipp Kissinger, Olands Poole

Houston - 69												
Record: 3-2												
NO. Name	Min	FG	3P	FT	Rebounds	Fouls	TP	AS	TO	ST	Blocks	+/-
M-A	M-A	M-A	M-A	OR DR TOT	PF FD						BS BA	
2 Nate Santos	F 33:38	5-8	3-4	1-2	0 5 5	0 2	14	0	3	0	1	0
15 DaRon Holmes II	F 31:35	6-11	0-1	4-6	1 4 5	1 5	16	2	3	0	1	-15
0 Javon Bennett	G 27:03	1-10	0-7	0-0	0 1 1	2 1	2	1	0	1	0	-17
6 Enoch Cheeks	G 27:26	1-3	0-1	2-2	1 2 3	0 1	4	1	3	0	1	-14
24 Kobe Elvis	G 30:22	0-6	0-2	2-2	2 1 3	3 2	9	0	1	0	1	-13
4 Koby Brea	26:36	0-3	0-2	2-2	0 4 4	2 1	2	2	1	1	0	0
13 Isaac Jack	08:25	4-4	0-0	0-0	0 0 0	1 1	8	0	1	0	0	1
45 Zimi Nwokeji	11:53	2-2	1-1	2-2	1 0 1	1 1	7	0	0	0	0	-1
12 Petras Padegimas	01:38	0-0	0-0	0-0	0 0 0	0 0	0	0	0	0	0	4
21 Brady Uhl	00:42	0-0	0-0	0-0	0 0 0	0 0	0	0	0	0	0	0
54 Atticus Schuler	00:42	0-0	0-0	0-0	0 0 0	0 0	0	0	0	0	0	0
Team					4 2 6	0	0	0				

#6/5 HOUSTON 66, XAVIER 60

BIG EAST-Big 12 Battle
Friday, Dec. 1, 2023 • Cintas Center • Cincinnati



Official Basketball Box Score - Final
Houston at Xavier
12/01/23 Cintas Center, Cincinnati
2023-24 Men's Basketball

Game Time: 6:30 PM
Game Duration: 1:29
Attendance: 10,472

Houston - 66

Record: 8-0

NO. Name	Min	FG M-A	3P M-A	FT M-A	Rebounds OR DR TOT	Fouls PF FD	TP	AS	TO	ST	Blocks BS BA	+/-
5 Ja'Vier Francis	F 22:54	0-2	0-0	0-3	2 5 7	4 2	0	1	3	0	3 1 9	
13 J'Wan Roberts	F 31:06	3-7	0-0	3-4	5 7 12	3 3	9	2	3	1	2 1 9	
1 Jamal Shead	G 28:11	4-12	1-3	4-4	2 1 3	4 4	13	4	2	2	1 2 15	
4 LJ Cryer	G 38:08	8-16	5-12	2-2	0 4 4	2 1 23	0	1	0	0	0 8	
21 Emanuel Sharp	G 36:20	2-12	1-6	5-6	0 2 2	1 8 10	4	0	0	3	0 2 14	
25 Joseph Tugler	G 12:39	3-4	0-0	0-0	3 3 6	5 0	6	0	1	1	2 1 32	
11 Damian Dunn	14:03	0-5	0-1	3-6	0 2 2	1 5 3	0	0	0	0	0 1 -15	
23 Terrance Arceneaux	13:21	1-3	0-0	0-0	0 0 0	3 0 2	0	0	0	1 1 0	-4	
3 Ramon Walker Jr.	01:34	0-0	0-0	0-0	0 0 0	2 0 0	0	0	0	0 0 0	-2	
8 Mylik Wilson	01:44	0-0	0-0	0-0	0 0 0	1 0 0	0	0	0	0 0 0	-2	
Totals					2 1 3			0	1			
Totals		21-61	7-22	17-25	14 25 39	27 23	66	11	11	8	9 8 6	

Technical Fouls: Coach 2nd 13:46

Shooting By Period		
1 st FG%	14-35	40.0%
3PT%	5-14	35.7%
FT%	3-4	75%
2 nd FG%	7-26	26.9%
3PT%	2-8	25.0%
FT%	14-21	66.7%
GM FG%	21-61	34.4%
3PT%	7-22	31.8%
FT%	17-25	68.0%
Dead Ball Rebounds: 6, 1		

Xavier - 60

Record: 4-4

NO.	Name	Min	FG		3P		FT		OR		Rebounds		Fouls		TP	AS	TO	ST	Blocks		+/-	Shooting By Period																												
			M-A	%	M-A	%	M-A	%	M-A	%	PF	FF	PF	FF					B-A	B-A		1st	FG	%	2nd	FG	%	3rd	FG	%																				
21	Sasa Ciani	F 19:13	1-1	100	2-2	0	0	3	3	3	3	4	0	2	0	0	0	0	0	0	-10	1st	FG	12-33	36.4%																									
50	Gylis Nemeksa	F 26:19	2-8	25.0	0-1	0	0	1	3	5	8	4	2	4	1	2	0	2	3	-5	3PT%	3-10	30.0%																											
1	Desmond Claude	G 37:32	3-13	23.1	0-5	0	0	8-12	1	4	5	5	6	14	2	2	0	1	3	-5	3FT%	4-7	57.1%																											
8	Quincy Olivari	G 35:11	5-10	50.0	4-7	3-4	3	3	3	1	5	17	4	0	1	0	1	0	1	-15	2nd	FG	6-22	27.3%																										
20	Dayvon McKnight	G 28:10	3-12	25.0	0-3	1-2	2	4	6	4	2	7	2	3	3	3	1	0		3PT%	1-6	16.7%																												
24	Abou Ousmane	23:05	4-8	50.0	0-0	0-2	4	0	4	4	8	2	4	3	2	3	2	0	4		1FT%	15-23	69.6%																											
3	Dailyn Swain	26:39	0-2	0.0	0-0	6-6	0	4	4	2	4	6	2	3	0	2	1	2	6		GM FG%	18-55	32.8%																											
17	Lazar Djokovic	03:51	0-1	0.0	0-1	2	0	2	0	1	0	0	1	0	0	1	0	0	-5		2FT%	20-30	66.7%																											
Team									3			4			7									Dead Ball Rebounds: 6, 1																										
Totals						18-55			4-16			20-30			15			27			42			23			26			60			13			17			7			8			9			-6		
Technical Fouls: NONE																																																		

Technical Fouls: NONE

Shooting By Period		
1 st FG%	12-33	36.4%
3PT%	3-10	30.0%
FT%	4-7	57.1%
2 nd FG%	6-22	27.3%
3PT%	1-6	16.7%
FT%	16-23	69.6%
GM FG%	18-55	32.7%
3PT%	4-16	25.0%
FT%	20-30	66.7%
Dead Ball Rebounds: 6, 1		

	Hou	Xavier
Biggest lead	13 (2 nd 16:16)	1 (1 st 6:00)
Best Scoring Run	10 (2 nd 16:16)	10 (2 nd 12:02)
Lead Changes	4	
Times Tied	4	
Time with Lead	38:06	00:51

Points from Turnovers	Hou	Xavier
Paint	22	22
Second Chance	18	6
Fast Breaks	7	17
Bench	11	14

Period by Period Scoring			
	1st	2nd	TOT
Hou	36	30	66
Xavier	31	29	60

#3/2 HOUSTON vs. RICE

Wednesday, Dec. 6, 2023 • Fertitta Center • Houston



Official Basketball Box Score - Final
Rice at Houston
12/06/23 Fertitta Center, Houston, Texas
2023-24 Men's Basketball

Game Time: 7:02 PM
Game Duration: 1:52
Attendance: 7,159

Rice - 39

Record: 3-6

NO. Name		Min	FG M-A	3P M-A	FT M-A	Rebounds OR DR TOT	Fouls PF FD	TP	AS	TO	ST	Blocks BS BA	+/-	Shooting By Period				
15	Max Fiedler	F 20:21	2-2	0-0	2-3	0 1 1	5 3	6	2	6	0	0	0	-26	1st FG% 7-24 29.2%			
24	Keanu Dawes	F 26:40	2-6	1-3	2-2	0 3 3	1 1	7	1	2	1	0	0	-31	3PT% 4-12 33.3%			
2	Mekhi Mason	G 21:22	1-7	1-2	0-0	1 5 6	0 3	3	0	3	0	0	3	-20	2nd FG% 6-21 28.6%			
3	Travis Eevee	G 31:37	1-12	1-8	0-0	0 1 1	0 2 3	2	2	1	0	1	0	-27	3PT% 1-8 11.1%			
23	Alem Huseinovic	G 25:28	4-7	2-5	0-0	0 2 2	0 3	10	0	3	2	0	0	-24	FT% 8-13 61.5%			
13	Andrew Akuchie	18:58	1-3	0-1	2-3	1 2 3	0 3	4	0	1	1	1	0	-10	GM FG% 13-45 28.9%			
0	Sam Alajiki	18:58	0-1	0-0	0-0	1 1 1	1 0	0	1	0	0	0	0	-14	0-21 23.8%			
4	Anthony Selden	19:53	2-3	0-0	1-2	1 3 4	4 1	5	0	3	1	0	0	-25	FT% 8-13 61.5%			
21	Gabe Warren	08:04	0-2	0-1	0-0	0 0 0	0 0	0	1	0	0	0	0	-3	Dead Ball Rebounds: 2.0			
11	Ileanyi Ulochukwu	03:19	0-0	0-0	1-3	0 0 0	0 0	2	1	0	0	0	0	0				
12	Camp Wagner	03:19	0-2	0-0	0-0	0 0 0	0 0	0	0	0	1	0	0	0				
22	Jackson Peakes	02:01	0-0	0-0	0-0	2 0 2	0 0	0	0	0	0	0	0	0				
							2 2 4			0 1								
Totals			13-45		5-21		8-13		9 20		29 11		18 39		7 21		7 1 5 -36	

Technical Fouls: NONE

Shooting By Period		
1 st FG%	7-24	29.2%
3PT%	4-12	33.3%
FT%	0-0	0%
2 nd FG%	6-21	28.6%
3PT%	1-9	11.1%
FT%	8-13	61.5%
GM FG%	13-45	28.9%
3PT%	5-21	23.8%
FT%	8-13	61.5%
Dead Ball Rebounds: 2, 0		

Houston - 75

Record: 9-0

NO.	Name	Min	Shooting By Period															
			FG	3P	FT	OR	DR	TOT	Fouls	TP	AS	TO	ST	Blocks	+/-			
			M	A	M	A	M	A	P	F	P	F	B	S	B	A		
5	Ja'Vier Francis	F 18:31	4-8	0-0	2-4	2	0	2	1	3	10	0	1	2	1	1	18	1st FG% 13-32 40.6%
13	J'Wan Roberts	F 19:45	2-4	0-0	0-0	2	4	6	1	0	4	2	0	1	1	0	19	3PT% 4-12 33.3%
1	Jamal Shead	G 26:18	2-5	1-1	0-0	1	3	4	0	0	5	8	1	2	0	0	32	FT% 4-6 66.7%
4	LJ Cryer	G 23:39	5-11	5-10	0-0	0	2	2	2	0	15	2	0	1	0	0	23	2nd FG% 18-34 52.9%
21	Emanuel Sharp	G 17:23	4-8	2-6	2-2	1	3	4	1	2	12	3	2	1	0	0	24	3PT% 4-10 40.0%
8	Mylik Wilson	15:43	1-3	0-0	0-0	1	4	5	2	1	2	1	1	1	1	0	6	1PT% 1-3 33.3%
11	Damian Dunn	24:11	5-11	0-3	0-0	1	2	3	2	1	10	0	0	1	0	0	17	GM FG% 31-66 46.6%
25	Joseph Tugler	13:47	3-3	0-0	1-2	2	0	2	3	1	7	0	3	4	1	0	19	3PT% 8-22 36.4%
23	Terrance Arceneaux	23:14	3-9	0-2	0-0	4	5	9	2	1	6	1	1	0	1	0	16	FT% 5-9 55.6%
3	Ramon Walker Jr.	10:08	1-2	0-0	0-1	1	2	3	0	2	2	0	0	0	0	0	6	Dead Ball Rebounds: 2.0
2	Cedric Lath	04:43	0-1	0-0	0-0	2	0	2	4	0	0	0	1	0	0	0	0	
20	Ryan Elvin	02:38	1-1	0-0	0-0	0	0	0	0	0	2	0	0	0	0	0	0	
Team			0 1 1 0 1 1 13 5 1 36															
Totals			31-66	8-22	5-9	17	26	43	18	11	75	17	11	13	5	1	36	

Technical Fouls: NONE

Shooting By Period		
1 st FG%	13-32	40.6%
3PT%	4-12	33.3%
FT%	4-6	66.7%
2 nd FG%	18-34	52.9%
3PT%	4-10	40.0%
FT%	1-3	33.3%
GM FG%	31-66	47.0%
3PT%	8-22	36.4%
FT%	5-9	55.6%
Dead Ball Rebounds: 2, 0		

	RICE	HOU
Biggest lead	1 (1 st 15:12)	39 (2 nd 0:43)
Best Scoring Run	6 (1 st 15:12)	10 (1 st 5:16)
Lead Changes	2	
Times Tied	1	
Time with Lead	01:59	36:38

Points from Turnovers	RICE	HOU
Paint	16	40
Second Chance	14	18
Fast Breaks	3	10
Bench	10	29

Period by Period Scoring			
	1st	2nd	TOT
RICE	18	21	39
HOU	34	41	75

#3/2 HOUSTON 89, JACKSON STATE 55

Saturday, Dec. 9, 2023 • Fertitta Center • Houston



Official Basketball Box Score - Final
Jackson St. at Houston
12/09/23 Fertitta Center, Houston, Texas
2023-24 Men's Basketball

Game Time: 3:02 PM
Game Duration: 2:11
Attendance: 7,122

Jackson St. - 55

Record: 2-7

No.	Name	Min	FG					3P		FT		Reb		Fouls		TP	AS	TO	ST	Blocks		+/-
			M	A	P	F	T	O	R	D	P	F	P	F	B					S	B	
1	Zeke Cook	F 26:17	2-4	0-0	1-3	1	3	5	4	5	2	5	1	1	3	0	0	22				
23	Jordan O'Neal	F 29:18	3-5	0-1	1-4	3	5	8	5	3	7	1	4	0	2	1	26					
2	Ken Evans	G 28:47	3-9	0-4	0-1	0	2	2	4	2	6	2	6	0	1	1	29					
4	Collie Young	G 31:35	3-5	3-5	4-5	0	2	2	1	4	13	0	0	0	0	0	28					
10	Chase Adams	G 19:24	0-2	0-1	0-0	2	1	3	1	1	0	1	2	0	0	0	16					
3	Jayme Mitchell	18:25	3-7	2-4	1-4	1	2	3	1	2	9	0	0	1	0	0	16					
22	Jalani Bell	08:41	3-5	1-3	1-2	0	1	1	1	1	8	0	0	0	1	0	8					
32	Treyvon Johnson	10:45	0-0	0-0	0-0	0	1	1	2	0	0	0	0	0	0	0	9					
5	Keveon Hunt	15:20	0-2	0-1	6-6	0	0	0	1	3	6	3	7	3	0	1	6					
0	Kejuan Johnson	05:44	0-1	0-1	0-0	0	0	0	0	0	0	2	0	2	0	0	4					
11	Keionte Cornelius	05:44	0-0	0-0	1-2	0	0	0	0	1	1	0	1	0	0	0	4					
Totals						1	0	1	0	0	0	0	1									
Totals			17-40	6-20	15-27	8	17	25	22	19	55	10	24	6	5	3	-34					

Technical Fouls: Evans 1st 5:03 O'Neal 2nd 10:43 Evans 2nd 5:44

Shooting By Period		
1 st FG%	10-22	45.5%
3PT%	4-12	33.3%
FT%	5-8	62.5%
2 nd FG%	7-18	38.9%
3PT%	2-8	25.0%
FT%	10-19	52.6%
GM FG%	17-40	42.5%
3PT%	6-20	30.0%
FT%	15-27	55.6%
Dead Ball Rebounds: 4, 0		

Houston - 89

Record: 10-0

Shooting By Period												
NO. Name	Min	FG M-A	3P M-A	FT M-A	Rebounds OR DR TOT	Fouls PF FD	TP	AS	TO	ST	Blocks BS BA	+/-
5 Ja'Vier Francis	F 13:51	1-1	0-0	2-2	1 4 5	2 2	4	0	1	0	0 0 4	1st FG% 12.35 34.3%
13 J'Wan Roberts	F 18:00	1-2	0-0	1-2	1 0 1	3 1 3	3	0	2	3	1 0 14	3PT% 5.15 33.3%
1 Jamal Shead	G 23:52	4-11	1-5	0-0	2 0 2	2 1 9	6	2	1	0	0 15	FT% 8.11 72.7%
4 LJ Cryer	G 29:42	6-15	3-8	6-7	2 1 3	1 3 21	1	0	1	0 2 18	2nd FG% 16.31 51.6%	
21 Emanuel Sharp	G 22:04	6-13	5-9	8-10	1 2 3	2 4 25	1	1	3	0 2 23	3PT% 6.15 40.0%	
21 Daniel Dunn	15:59	2-8	0-3	1-2	1 0 1	1 1 5	5	1	0	0 0 14	FT% 14.20 70%	
25 Joseph Tugler	23:01	0-0	0-0	1-2	5 4 9	3 1 8	3	0	3	1 0 31	GM FG% 28.46 42.4%	
23 Terrance Arceneaux	22:00	3-6	2-4	0-0	6 4 10	2 1 8	1	3	1	0 1 20	3PT% 11.30 36.7%	
8 Mylik Wilson	17:59	5-9	0-1	0-0	1 4 5	2 2 10	5	1	5	1 0 24	FT% 22.31 71.1%	
3 Ramon Walker Jr.	08:51	0-0	0-0	3-6	1 1 2	1 3 3	0	1	1	0 0 11	Dead Ball Rebounds: 6	
2 Cedric Lath	03:08	0-1	0-0	0-0	0 0 0	1 0 0	0	0	0	0 0 0		
20 Ryan Elvin	01:33	0-0	0-0	0-0	0 0 0	0 0 0	0	1	0	0 0 0		
Team					3 3 6	0	0	1				
Totals	28:66	11:30	22:31	24 23 47	20 19	89 16	13	18	3	5	34	

#3/3 HOUSTON 72, TEXAS STATE 37

Thursday, Dec. 21, 2023 • Fertitta Center • Houston



Official Basketball Box Score - Final
Texas St. at Houston
12/21/23 Fertitta Center, Houston, Texas
2023-24 Houston Cougars Basketball

Game Time: 7:02 PM
Game Duration: 2:06
Attendance: 7,231

Texas St. - 37

Record: 6-6

NO. Name	Min	FG M-A	3P M-A	FT M-A	Rebounds OR DR TOT	Fouls PF FO	TP	AS	TO	ST	Blocks BS BA	+/-
24 Brandon Love	32:07	1-5	0-0	3-4	2 3 5	5 2	5	0	4	2	0 1	-27
30 Christian Turner	F 27:30	2-4	0-0	0-0	1 7 8	1 2	4	1	2	0	0 0	-23
0 Dylan Dawson	G 26:46	1-8	1-6	1-3	1 2 3	1 4	4	2	2	0	0 2	-33
0 Jordan Mason	G 29:34	3-7	0-1	0-2	1 1 2	4 2	6	1	4	2	1 1	-31
11 Kaden Gumbs	G 31:24	2-7	0-1	3-4	0 2 2	0 3	7	2	8	0	0 2	-32
23 Joshua O'Garro	02:17	0-0	0-0	0-0	0 2 2	1 0	0	0	1	0	0 0	-1
22 Coleten Benson	10:00	0-4	0-2	0-0	0 2 2	0 0	0	0	0	0	0 1	-9
15 Elijah Tate	11:40	1-5	0-2	0-0	0 0 0	4 0	2	0	0	0	0 1	-1
22 Chris Nix	18:55	2-2	0-0	0-0	2 3 5	2 1	4	1	3	1	2 0	-9
2 Dontae Horne	11:10	1-3	1-3	2-4	0 0 0	1 2	5	1	1	1	0 0	-9
Team					5 5 10			0	2			
Totals		13-45	2-15	9-17	12 27 39	19 16	37	8	27	6	3 8	-35

Technical Fouls: NONE

Shooting By Period	1st FG%	2nd FG%	3rd FG%	4th FG%
1st FG%	7-20	35.0%		
3PT%	2-6	33.3%		
FT%	2-2	100%		
2nd FG%	6-25	24.0%		
3PT%	0-9	0.0%		
FT%	7-15	46.7%		
GM FG%	13-45	28.9%		
3PT%	2-15	13.3%		
FT%	9-17	52.9%		

Dead Ball Rebounds: 4, 0

Houston - 72

Record: 12-0

NO.	Name	Min	FG M-A	3P M-A	FT M-A	Rebounds OR DR TOT	Fouls PF FO	TP	AS	TO	ST	Blocks BS BA	+/-
5	Ja'Vier Francis	F 22:08	5-5	0-0	3-7	2 3 5	2 6	13	0	0	1	2 0	19
13	J'Wan Roberts	F 08:04	0-2	0-0	0-0	0 1 1	1 0	0	1	1	2	1 0	3
1	Jamal Shead	G 27:30	5-10	1-2	0-0	0 4 4	1 0	11	2	2	2	28	28
4	LJ Cryer	G 31:39	4-12	1-5	0-1	1 1 2	0 2	9	3	1	1	0	1
21	Emanuel Sharp	G 27:04	2-10	2-9	11-11	1 2 3	2 6	17	1	1	4	0	1
8	Mylik Wilson	16:58	4-6	0-0	0-0	2 5 7	1 0	8	1	0	0	0	10
25	Joseph Tugler	19:15	2-5	0-0	0-0	3 1 4	2 2	4	0	0	1	2	20
11	Damian Dunn	21:35	2-4	0-0	2-4	1 2 3	3 2	6	0	5	2	0	14
3	Ramon Walker Jr.	20:33	2-6	0-3	0-0	2 4 6	4 1	4	1	1	1	0	19
2	Cedric Lath	02:52	0-0	0-0	0-0	0 0 0	0 0	0	0	0	0	1	2
20	Ryan Elvin	02:52	0-0	0-0	0-0	0 0 0	0 0	0	0	0	0	0	2
Team						1 1 2			0	1			
Totals			26:60	4-19	16-23	13 24 37	16 19	72	9	12	14	8 3	35

Technical Fouls: NONE

Shooting By Period	1st FG%	2nd FG%	3rd FG%	4th FG%
1st FG%	10-27	37.0%		
3PT%	2-9	22.2%		
FT%	7-11	63.6%		
2nd FG%	16-33	48.5%		
3PT%	2-10	20.0%		
FT%	9-12	75%		
GM FG%	26-60	43.3%		
3PT%	4-19	21.1%		
FT%	16-23	69.6%		

Dead Ball Rebounds: 1, 0

	TSU	HOU	Points from Turnovers	TSU	HOU	Period by Period Scoring			
Biggest lead	0 (1st 20:00)	35 (2nd 2:26)	Paint	9	27		1st	2nd	TOT
Best Scoring Run	6 (2nd 10:44)	10 (1st 14:39)	Second Chance	18	42	TSU	18	19	37
Lead Changes	0	0	Fast Breaks	6	16		HOU	29	43
Times Tied	0	0	Bench	4	11				
Time with Lead	00:00	39:43		11	22				

Points from	TSU	HOU
Turnovers	9	27
Paint	18	42
Second Chance	6	16
Fast Breaks	4	11
Bench	11	22

Period by Period Scoring	1st	2nd	TOT
TSU	18	19	37
HOU	29	43	72

#3/3 HOUSTON 89, WEST VIRGINIA 55

Saturday, Jan. 6, 2024 • Fertitta Center • Houston



Official Basketball Box Score - Final
West Virginia at Houston
01/06/24 Fertitta Center, Houston, Texas
2023-24 Men's Basketball

Game Time: 1:01 PM
Game Duration: 1:52
Attendance: 7,387

West Virginia - 55

Record: 5-9 (0-1)

NO. Name	Min	FG M-A	3P M-A	FT M-A	Rebounds OR DR TOT	Fouls PF FO	TP	AS	TO	ST	Blocks BS BA	+/-
11 Quinn Stazinski	F 20:40	3-11	1-7	1-1	0 1 1	1 0	2	8	0	1	0 3	-26
13 Akok Akok	F 18:40	1-2	1-1	1-2	2 3 5	1 1	4	1	1	0 4	0	-22
1 Noah Farrakhan	G 24:16	4-12	0-2	1-2	1 2 3	4 2	9	2	0	1 0	2	-13
3 Kerr Krisia	G 26:19	2-4	1-3	2-2	0 1 1	1 3	7	1	3	0 0	1	-27
21 RaeQuan Battle	G 22:38	1-9	0-3	2-4	1 2 3	3 3	4	1	3	0 0	1	-21
14 Seth Wilson	21:35	1-4	1-3	2-2	0 3 3	2 1	5	0	0	0 0	0	-13
24 Pat Suemnick	27:20	6-8	0-0	0-1	3 2 5	2 1	12	0	0	1 0	0	-17
22 Josiah Harris	18:37	0-1	0-1	4-4	1 5 6	2 3	4	3	1	1 0	0	-13
2 Kobe Johnson	14:47	0-3	0-2	2-2	0 0 0	0 0	3	2	0	0 0	0	-8
5 Jeremiah Bemby	02:34	0-1	0-0	0-0	1 0 1	0 0	0	0	0	1 0	0	-1
9 Othi Naveh	02:34	0-1	0-1	0-0	0 0 0	0 0	0	0	0	0 1	0	-5
Team					4 2 6			0	2			
Totals		18-56	4-23	15-20	13 21 34	15 19	55	10	12	3 5	9	-34

Technical Fouls: NONE

Shooting By Period	1st FG%	2nd FG%	3rd FG%	4th FG%
1st FG%	19-33	57.6%		
3PT%	3-16	18.8%		
FT%	3-5	60%		
2nd FG%	10-25	40.0%		
3PT%	1-7	14.3%		
FT%	12-15	80%		
GM FG%	18-56	32.1%		
3PT%	4-23	17.4%		
FT%	15-20	75.0%		

Dead Ball Rebounds: 1, 0

Houston - 89

Record: 14-0 (1-0)

NO. Name	Min	FG M-A	3P M-A	FT M-A	Rebounds OR DR TOT	Fouls PF FO	TP	AS	TO	ST	Blocks BS BA	+/-
5 Ja'Vier Francis	F 17:14	6-8	0-0	1-1	2 3 5	2 1	13	0	1	0	2 0	7
13 J'Wan Roberts	F 27:58	4-10	0-1	1-2	0 3 3	3 1	9	1	0	1 0	0	13
1 Jamal Shead	G 30:26	4-9	0-1	0-0	2 3 5	0 1	8	11	1	1 4	0	29
4 LJ Cryer	G 30:47	7-12	4-7	2-2	1 2 3	1 2	20	0	2	1 2	2	29
21 Emanuel Sharp	G 20:52	3-4	1-2	1-1	2 5 7	3 4	8	0	2	3 0	0	8
11 Damian Dunn	22:46	4-8	2-5	4-4	0 3 3	3 3	14	1	0	0 2	0	27
25 Joseph Tugler	17:47	2-4	0-0	2-2	1 4 5	4 2	6	0	1	2 0	1	23
3 Ramon Walker Jr.	14:27	2-2	1-1	0-0	1 4 5	1 0	5	0	0	1 0	0	20
8 Mylik Wilson	12:35	2-5	1-1	1-2	0 1 1	1 1	6	1	0	0 0	0	4
2 Cedric Lath	02:34	0-0	0-0	0-0	0 0 0	1 0	0	0	0	0 0	0	1
20 Ryan Elvin	02:34	0-2	0-0	0-0	0 1 1	0 0	1	0	0	0 0	1	5
Team					2 0 2			0	0			
Totals		34-64	9-18	12-14	11 29 40	19 15	89	16	5	10	9 5	34

Technical Fouls: NONE

Shooting By Period	1st FG%	2nd FG%	3rd FG%	4th FG%
1st FG%	19-33	57.6%		
3PT%	5-9	55.6%		
FT%	5-5	100%		
2nd FG%	15-31	48.4%		
3PT%	4-9	44.4%		
FT%	7-9	77.8%		
GM FG%	34-64	53.1%		
3PT%	9-18	50.0%		
FT%	12-14	85.7%		

Dead Ball Rebounds: 0, 0

	WVU	HOU	Points from	WVU	HOU	Period by Period Scoring			
Biggest lead	0 (1st 20:00)	39 (2nd 13:03)	Turnovers	3	14	WVU	1st	2nd	TOT
Best Scoring Run	6 (2nd 11:05)	9 (2nd 13:03)	Paint	20	48		22	33	55
Lead Changes			Second Chance	8	17				
Times Tied		0	Fast Breaks	10	4	HOU	48	41	89
Time with Lead	00:00	39:19	Bench	23	31				

Points from	WVU	HOU
Turnovers	3	14
Paint	20	48
Second Chance	8	17
Fast Breaks	10	4
Bench	23	31

Period by Period Scoring	1st	2nd	TOT
WVU	22	33	55
HOU	48	41	89

#3/3 HOUSTON 81, PENN 42

Saturday, Dec. 30, 2023 • Fertitta Center • Houston



Official Basketball Box Score - Final
Penn at Houston
12/30/23 Fertitta Center, Houston, Texas
2023-24 Men's Basketball

Game Time: 6:02 PM
Game Duration: 1:53
Attendance: 7,216

Penn - 42

Record: 8-6

NO. Name	Min	FG M-A	3P M-A	FT M-A	Rebounds OR DR TOT	Fouls PF FO	TP	AS	TO	ST	Blocks BS BA	+/-
13 Nick Spinoso	C 25:46	4-5	0-0	0-0	2 2 4	2 1	8	1	7	0	0 1	-27
0 Clark Slajchert	G 06:07	0-1	0-0	0-0	0 0 0	1 0	0	0	2	0	0 0	-14
4 Tyler Perkins	G 25:01	3-10	2-6	2-3	0 1 1	1 6	10	1	1	3 0	0	-24
11 Sam Brown	G 31:22	2-6	2-6	0-0	0 2 2	3 2	6	0	3	0 0	0	-25
40 George Smith	G 22:57	0-2	0-2	2-4	1 3 4	2 3	2	2	1	2 0	0	-17
15 Andrew Laczowski	24:14	2-6	0-2	0-0	2 3 5	2 0	4	2	2	1 0	1	-24
5 Cam Thrower	10:16	0-2	0-2	0-0	0 2 2	1 0	0	0	1	0 0	0	-12
3 Johnnie Walter	05:15	0-0	0-0	0-0	0 1 1	1 0	0	0	2	0 0	0	-10
35 Niklas Polonowski	13:47	2-5	2-4	0-0	0 0 0	0 0	6	0	0	0 0	1	-20
24 Reese McMullen	21:24	1-7	1-4	0-0	2 1 3	1 1	3	1	1	0 0	2	-9
10 Ed Holland III	09:17	0-1	0-0	3-4	1 2 3	1 2	3	0	0	0 0	0	-10
25 Augustus Gerhart	04:34	0-0	0-0	0-0	0 0 0	0 0	0	0	1	0 0	0	-3
Team					2 1 3			0	1			
Totals		14-45	7-26	7-11	10 18 28	15 15	42	7	22	6 0	5	-39

Technical Fouls: NONE

Shooting By Period			
1 st	FG%	5-23	21.7%
	3PT%	4-16	25.0%
	FT%	3-4	75%
2 nd	FG%	9-22	40.9%
	3PT%	3-10	30.0%
	FT%	4-7	57.1%
GM	FG%	14-45	31.1%
	3PT%	7-26	26.9%
	FT%	7-11	63.6%

Dead Ball Rebounds: 2, 0

rv/rv TCU 68, #2/2 HOUSTON 67

Saturday, Jan. 13, 2024 • Ed and Rae Schollmaier Arena • Fort Worth, Texas



Official Basketball Box Score - Final

Houston at TCU

01/17/24 Ed and Rae Schollmaier Arena, Fort Worth
2023-24 Men's Basketball

Game Time: 5:00 PM

Game Duration: 2:10

Attendance: 6,151

Officials: Doug Simmons, Jeb Harniss, Brooks Wells

Houston - 67

Record: 14-2 (1-2)

NO.	Name		Min	FG M-A	3P M-A	FT M-A	Rebounds OR DR TOT	Fouls PF FD	TP	AS	TO	ST	Blocks BS BA	+/-		
5	Ja'Vier Francis	F	21:06	1-1	0-0	0-0	3	3	6	2	0	0	0	2	-8	
13	J'Wan Roberts	F	36:02	10-18	0-0	0-1	6	7	13	2	1	20	5	0	1	
1	Jamal Shead	G	25:38	5-9	1-3	0-0	1	0	1	4	11	5	1	1	0	
4	LJ Cryer	G	36:46	2-14	1-7	0-0	1	4	5	1	0	5	1	1	2	
21	Emanuel Sharp	G	28:54	2-7	1-4	3-4	0	0	0	4	5	8	1	1	3	
25	Joseph Tugler		11:06	2-3	0-0	0-0	1	2	3	4	1	4	0	0	0	
11	Damian Dunn		29:02	5-8	1-2	6-8	1	3	4	3	6	17	3	2	1	
3	Ramon Walker Jr.		05:12	0-1	0-1	0-0	0	1	1	2	0	0	0	0	0	
8	Mylik Wilson		06:14	0-3	0-1	0-0	0	2	2	2	0	0	0	0	0	
Team							1	2	3	0	0	2				
Totals				27-64	4-18	9-13	14	24	38	24	14	67	15	7	7	4

Technical Fouls:Dunn 1st0:03

TCU - 68

Record: 13-3 (2-1)

NO.	Name	Min	FG M-A	3P M-A	FT M-A	Rebounds OR DR TOT	Fouls PF FD	TP	AS	TO	ST	Blocks BS BA	+/-				
2	Emanuel Miller	F 37:24	3-10	2-2	5-6	0	3	3	0	3	13	5	2	0	1	2	1
8	Ernest Udeh Jr.	C 17:04	2-4	0-0	0-4	5	4	9	1	5	4	0	0	0	1	0	0
0	Micha Peavy	G 30:53	3-6	0-1	1-2	2	3	5	3	1	7	3	2	1	0	2	-1
3	Avery Anderson III	G 27:49	3-8	1-3	4-6	0	1	1	3	4	11	6	1	0	0	0	-2
11	Trevian Tenneyson	G 20:55	4-7	4-6	0-0	2	2	2	4	1	12	0	3	0	0	1	8
12	Xavier Cork	19:24	3-5	0-0	0-0	1	2	3	0	0	6	0	0	0	2	2	0
4	Jamier Nelson Jr.	20:19	2-5	1-3	4-8	0	3	3	1	6	9	3	1	2	0	0	0
5	Chuck O'Bannon	09:49	1-2	0-0	1-2	1	3	4	0	1	3	0	1	0	0	0	0
21	Jakobe Coles	12:51	1-3	0-0	1-1	0	0	0	2	1	3	1	0	0	0	0	-2
44	Essam Mostafa	03:32	0-1	0-0	0-0	0	0	0	0	1	0	1	0	0	0	0	1
Team						5			2	7	0	0	0				
Totals			22-51	8-15	16-29	14	23	37	14	23	68	18	11	3	4	7	1

Technical Fouls:NONE

	UH	TCU
Biggest lead	12 (1 st 8:14)	7 (2 nd 12:57)
Best Scoring Run	8 (2 nd 4:22)	9 (1 st 5:21)
Lead Changes	4	
Times Tied	3	
Time with Lead	21:51	15:27

Points from	UH	TCU
Turnovers	13	7
Paint	40	28
Second Chance	13	9
Fast Breaks	8	8
Bench	21	21

Period by Period Scoring	1st	2nd	TOT
UH	31	36	67
TCU	29	39	68

Shooting By Period
1 st FG% 6-22 27.3%
3PT% 4-11 36.4%
FT% 13-20 65%
2 nd FG% 16-29 55.2%
3PT% 4-4 100.0%
FT% 3-9 33.3%
GM FG% 22-51 43.1%
3PT% 8-15 53.3%
FT% 16-29 55.2%
Dead Ball Rebounds: 4, 2

#5/5 HOUSTON 77, #25/25 TEXAS TECH 54

Wednesday, Jan. 17, 2024 • Fertitta Center • Houston



Official Basketball Box Score - Final

Texas Tech at Houston

01/17/24 Fertitta Center, Houston, Texas
2023-24 Men's Basketball

Game Time: 8:05 PM

Game Duration: 1:54

Attendance: 7,588

Officials: Marques Pettigrew, Roger Ayers, Tony Chiazza

Texas Tech - 54

Record: 14-3 (3-1)

NO.	Name	Min	FG M-A	3P M-A	FT M-A	Rebounds OR DR TOT	Fouls PF FD	TP	AS	TO	ST	Blocks BS BA	+/-				
5	Darrion Williams	F 27:51	2-9	1-4	0-0	0	4	4	1	5	2	2	0	1	0	-25	
22	Warren Washington	F 33:41	2-5	0-0	2-6	5	4	9	1	6	6	3	1	2	3	1	-23
2	Pop Isaacs	G 32:15	4-15	3-10	1-2	0	2	2	0	1	12	5	4	1	0	0	-12
6	Joe Toussaint	G 34:27	2-4	1-2	4-7	0	3	3	1	3	9	2	4	0	0	0	-20
24	Kerwin Walton	G 32:05	6-11	6-9	0-0	2	1	3	0	0	18	0	1	0	0	1	-24
0	Chance McMillian	23:24	1-4	0-2	0-0	1	1	2	1	3	2	1	0	1	0	0	-11
25	Robert Jennings	06:19	1-1	0-0	0-0	1	2	3	1	1	2	0	0	0	0	0	0
1	Lamar Washington	09:58	0-0	0-0	0-0	0	0	0	1	0	0	0	0	0	0	0	0
Team						1	1	2	0	0	2						
Totals			18-49	11-27	7-15	10	28	28	9	15	54	13	14	4	4	2	-23

Technical Fouls:NONE

Houston - 77

Record: 15-2 (2-2)

NO. Name		Min	FG M-A	3P M-A	FT M-A	Rebounds OR DR TOT	Fouls PF FD	TP	AS	TO	ST	Blocks BS BA	+/-				
5	Ja'Vier Francis	F 24:52	3-7	0-0	0-0	2	4	6	1	0	6	0	0	1	2	31	
13	J'Wan Roberts	F 29:16	6-9	0-0	0-0	3	4	7	2	2	12	2	1	2	0	16	
1	Jamal Shead	G 33:38	12-16	2-3	0-0	4	4	4	1	2	29	10	2	2	0	30	
4	LJ Cryer	G 34:22	3-8	2-4	0-0	2	2	2	2	0	8	2	0	1	0	24	
21	Emanuel Sharp	G 20:57	3-8	2-5	0-0	0	3	3	1	8	0	1	0	0	1	9	
11	Damian Dunn	28:06	2-6	1-2	0-0	2	2	4	0	2	5	0	0	2	0	16	
25	Joseph Tugler	12:40	1-2	0-0	0-0	0	5	5	4	0	2	0	1	1	0	-4	
3	Ramon Walker Jr.	10:06	1-4	1-3	0-0	3	1	4	0	2	3	0	0	0	0	-1	
8	Mylik Wilson	02:57	1-2	0-0	0-0	0	0	0	2	2	2	0	1	0	0	-4	
20	Ryan Elvin	01:50	0-0	0-0	0-0	0	0	0	0	0	0	0	0	0	0	-2	
2	Cedric Lath	01:16	1-1	0-0	0-0	1	0	1	0	0	2	0	0	0	0	0	
Team						1	1	2	0	0	0						
Totals			33-63	8-17	3-3	12	26	38	15	9	77	14	6	9	2	4	23

Technical Fouls:NONE

	TTU	HOU
Biggest lead	3 (1 st 14:16)	27 (2 nd 2:58)
Best Scoring Run	5 (1 st 6:29)	13 (1 st 7:24)
Lead Changes	4	
Times Tied	2	
Time with Lead	05:08	32:17

Points from	TTU	HOU
Turnovers	7	17
Paint	8	40
Second Chance	7	10
Fast Breaks	2	10
Bench	4	14

Period by Period Scoring	1st	2nd	TOT
TTU	29	25	54
HOU	38	39	77

#5/5 HOUSTON 57, UCF 42

Saturday, Jan. 20, 2024 • Fertitta Center • Houston



Official Basketball Box Score - Final

UCF at Houston

01/20/24 Fertitta Center, Houston, Texas
2023-24 Men's Basketball

Game Time: 1:01 PM

Game Duration: 2:07

Attendance: 7,184

Officials: Any Bonner, Michael Greenstein, Bobby Bissant

UCF - 42

Record: 11-6 (2-3)

NO.	Name	Min	FG M-A	3P M-A	FT M-A	Rebounds OR DR TOT	Fouls PF FD	TP	AS	TO	ST	Blocks BS BA	+/-				
11	Ibrahim Diallo	F 16:23	0-2	0-0	0-0	1	4	5	2	2	0	0	1	0	1	-14	
21	C.J. Walker	F 18:53	1-2	1-1	1-3	0	2	2	2	3	4	0	2	1	1	0	-5
2	Shemari Allen	G 30:50	1-7	1-3	2-5	2	1	3	3	4	5	0	2	1	0	0	-14
3	Darius Johnson	G 31:49	0-6	0-2	3-4	0	3	3	4	4	3	5	0	0	0	0	-16
24	Jaylin Sellers	G 30:13	0-7	0-4	4-4	2	7	9	1	2	4	1	2	0	0	2	-21
13	Marchelus Avery	24:01	1-9	0-4	8-8	1	5	6	0	3	10	1	2	0	1	3	-11
5	Omar Payne	14:35	1-2	0-1	0-0	1	1	2	3	0	2	0	0	1	1	0	-9
31	Thierno Sylla	17:01	2-6	2-5	2-2	2	3	5	1	1	8	0	1	0	0	1	0
1	Antwann Jones	03:15	1-3	0-1	0-0	0	0	0	0	0	2	0	0	1	0	0	3
4	Comeh Emuobor	03:15	0-0	0-0	1-2	0	1	1	0	1	1	0	0	0	0	0	3
12	DeMarr Langford Jr.	03:15	0-0	0-0	0-2	0	1	1	0	1	0	0	0	0	0	0	3
15	Tyler Hendricks	03:15	0-0	0-0	3-3	0	0	0	0	1	3	0	0	0	0	0	3
22	Nils Machowski	03:15	0-0	0-0	0-0	0	0	0	0	0	0	0	0	1	0	0	3
Team						2	2	4	0	0	1						
Totals			7-44	4-21	24-33	11	30	41	16	22	42	5	15	6	3	7	-15

Technical Fouls:NONE

Houston - 57

Record: 16-2 (3-2)

Houston - JF																		
NO.	Name	Min	FG M-A	3P M-A	FT M-A	Rebounds OR DR TOT	Fouls PF FD	TP	AS	TO	ST	Blocks BS BA	+/-					
5	Ja'Vier Francis	F 22:37	4-4	0-0	2-2	3	3	6	2	2	10	0	0	0	3	0	24	
13	J'Wan Roberts	F 18:27	2-8	0-0	0-2	1	4	5	1	1	4	1	0	1	1	0	14	
1	Jamal Shead	G 32:58	3-11	1-4	3-4	1	6	7	1	2	10	5	2	4	1	0	20	
4	LJ Cryer	G 33:13	6-14	4-10	0-0	2	2	2	2	16	2	1	4	0	0	0	27	
21	Emanuel Sharp	G 19:33	0-7	0-3	0-22	0	1	1	5	3	2	0	0	0	0	0	1	6
25	Joseph Tugler	14:42	0-1	0-0	0-1	4	1	5	3	2	0	1	0	1	2	0	-5	
11	Damian Dunn	11:59	0-2	0-0	0-0	2	2	2	3	1	0	1	0	0	0	0	-18	
3	Ramon Walker Jr.	18:38	1-1	1-1	4-5	1	2	3	1	2	7	2	0	0	0	0	9	
8	Mylik Wilson	22:31	4-10	0-0	0-0	0	7	7	4	1	8	1	2	1	0	2	6	
2	Cedric Lath	02:41	0-0	0-0	0-0	0	0	0	1	0	0	0	0	0	0	0	-4	
20	Ryan Elvin	02:41	0-0	0-0	0-0	0	0	0	0	0	0	0	0	0	0	0	-4	
Team						0	4	4		0	1							



2023-24 Houston Men's Basketball Combined Team Statistics All games

Page 1/1
as of Jan 24, 2024

Game Records

Record	Overall	Home	Away	Neutral
ALL GAMES	17-2	11-0	2-2	4-0
CONFERENCE	4-2	3-0	1-2	0-0
NON-CONFERENCE	13-0	8-0	1-0	4-0

Score by Periods

Team	1st	2nd	OT	TOT
Houston	690	715	0	1405
Opponents	441	545	0	986

Team Box Score

No.	Player				Total		3-Point		F-Throw		Rebounds											
		GP-GS	MIN	AVG	FG-FGA	FG%	3FG-3FGA	3FG%	FT-FTA	FT%	OFF	DEF	TOT	AVG	PF	DQ	A	TO	BLK	STL	PTS	AVG
4	CRYER, LJ	19-19	605:07	31.8	104-252	.413	59-149	.396	30-34	.882	14	38	52	2.7	29	0	36	14	2	22	297	15.6
21	SHARP, Emanuel	19-15	469:38	24.7	65-171	.380	38-108	.352	66-79	.835	26	46	72	3.8	42	1	16	21	1	28	234	12.3
1	SHEAD, Jamal	19-19	539:22	28.4	88-195	.451	21-60	.350	19-26	.731	17	57	74	3.9	35	0	114	39	13	43	216	11.4
13	ROBERTS, J'Wan	18-18	449:05	24.9	64-115	.557	0-1	.000	18-34	.529	47	81	128	7.1	29	0	37	17	17	20	146	8.1
11	DUNN, Damian	19-4	376:19	19.8	48-125	.384	14-43	.326	36-55	.655	17	28	45	2.4	34	0	9	23	3	18	146	7.7
5	FRANCIS, Ja'Vier	19-19	379:03	20.0	49-80	.613	0-0	.000	23-40	.575	41	60	101	5.3	41	0	2	15	31	14	121	6.4
23	ARCENEUX, Terrance	11-0	201:23	18.3	22-57	.386	6-21	.286	10-19	.526	23	27	50	4.5	13	0	8	4	6	10	60	5.5
8	WILSON, Mylik	18-0	217:48	12.1	28-75	.373	3-12	.250	7-10	.700	12	35	47	2.6	24	0	17	10	6	16	66	3.7
25	TUGLER, Joseph	19-1	298:55	15.7	28-49	.571	0-1	.000	13-29	.448	36	44	80	4.2	62	2	6	9	22	20	69	3.6
3	WALKER JR., Ramon	17-0	195:56	11.5	12-32	.375	6-17	.353	12-20	.600	23	34	57	3.4	24	0	8	7	0	6	42	2.5
20	ELVIN, Ryan	12-0	32:12	2.7	2-9	.222	1-6	.167	0-0	.000	0	2	2	0.2	1	0	2	1	0	0	5	0.4
2	LATH, Cedric	13-0	35:12	2.7	1-4	.250	0-0	.000	1-2	.500	6	0	6	0.5	9	0	0	2	1	0	3	0.2
Team											20	34	54					11				
Total		19	3800		511-1164	.439	148-418	.354	235-348	.675	282	486	768	40.4	343	3	255	173	102	197	1405	73.9
Opponents		19	3803		320-920	.348	112-400	.280	234-368	.636	195	426	621	32.7	306	7	209	316	48	94	986	51.9

Team Statistics

	UH	OPP
Scoring	1405	986
Points per game	73.9	51.9
Scoring margin	+22.1	-
Field goals-att	511-1164	320-920
Field goal pct	.439	.348
3 point fg-att	148-418	112-400
3-point FG pct	.354	.280
3-pt FG made per game	7.8	5.9
Free throws-att	235-348	234-368
Free throw pct	.675	.636
F-Throws made per game	12.4	12.3
Rebounds	768	621
Rebounds per game	40.4	32.7
Rebounding margin	+7.7	-
Assists	255	209
Assists per game	13.4	11.0
Turnovers	173	316
Turnovers per game	9.1	16.6
Turnover margin	+7.5	-
Assist/turnover ratio	1.5	0.7
Steals	197	94
Steals per game	10.4	4.9
Blocks	102	48
Blocks per game	5.4	2.5
Winning streak	3	-
Home win streak	11	-
Attendance	79417	47443
Home games-Avg/Game	11-7220	4-11861
Neutral site-Avg/Game	-	4-5442

Team Results

Date	Opponent		Score	Att.
11/06/2023	ULM	W	84-31	6832
11/11/2023	A&M-Corpus Christi	W	82-50	7145
11/13/2023	Stetson	W	79-48	7104
11/16/2023	vs Towson	W	65-49	2745
11/17/2023	vs Utah	W	76-66	3029
11/19/2023	vs Dayton	W	69-55	3841
11/24/2023	Montana	W	79-44	7451
12/01/2023	at Xavier	W	66-60	10472
12/06/2023	Rice	W	75-39	7159
12/09/2023	Jackson St.	W	89-55	7122
12/16/2023	vs Texas A&M	W	70-66	12152
12/21/2023	Texas St.	W	72-37	7231
12/30/2023	Penn	W	81-42	7216
01/06/2024	West Virginia	W	89-55	7387
01/09/2024	at Iowa St.	L	53-57	14267
01/13/2024	at TCU	L	67-68	6151
01/17/2024	Texas Tech	W	77-54	7586
01/20/2024	UCF	W	57-42	7184
01/23/2024	at BYU	W	75-68	16553



2023-24 Houston Men's Basketball Combined Team Statistics In Conference games

Page 1/1
as of Jan 24, 2024

Game Records

Record	Overall	Home	Away	Neutral
ALL GAMES	4-2	3-0	1-2	0-0
CONFERENCE	4-2	3-0	1-2	0-0
NON-CONFERENCE	0-0	0-0	0-0	0-0

Score by Periods

Team	1st	2nd	OT	TOT
Houston	207	211	0	418
Opponents	159	185	0	344

Team Box Score

No. Player					Total		3-Point		F-Throw		Rebounds												
		GP-GS	MIN	AVG	FG-FGA	FG%	3FG-3FGA	3FG%	FT-FTA	FT%	OFF	DEF	TOT	AVG	PF	DQ	A	TO	BLK	STL	PTS	AVG	
1	SHEAD, Jamal	6-6	194:03	32.3	35-79	.443	7-24	.292	11-13	.846	6	17	23	3.8	11	0	38	12	7	11	88	14.7	
4	CRYER, LJ	6-6	202:11	33.7	27-71	.380	17-43	.395	6-6	1.000	5	13	18	3.0	10	0	9	5	2	11	77	12.8	
13	ROBERTS, J'Wan	6-6	181:13	30.2	27-55	.491	0-1	.000	2-7	.286	17	26	43	7.2	10	0	15	5	7	6	56	9.3	
21	SHARP, Emanuel	6-6	152:37	25.4	15-44	.341	9-26	.346	16-20	.800	7	18	25	4.2	21	1	2	7	0	9	55	9.2	
11	DUNN, Damian	6-0	118:36	19.8	15-33	.455	6-15	.400	12-15	.800	3	11	14	2.3	12	0	4	6	2	4	48	8.0	
5	FRANCIS, Ja'Vier	6-6	134:05	22.3	18-27	.667	0-0	.000	4-5	.800	13	20	33	5.5	10	0	0	2	11	3	40	6.7	
8	WILSON, Mylik	6-0	58:56	9.8	8-24	.333	2-5	.400	1-2	.500	1	13	14	2.3	10	0	2	5	0	1	19	3.2	
25	TUGLER, Joseph	6-0	84:16	14.0	7-14	.500	0-0	.000	4-9	.444	8	19	27	4.5	22	1	1	4	3	5	18	3.0	
3	WALKER JR., Ramon	6-0	60:27	10.1	4-8	.500	3-6	.500	4-5	.800	5	10	15	2.5	4	0	2	2	0	1	15	2.5	
2	LATH, Cedric	3-0	06:31	2.2	1-1	1.000	0-0	.000	0-0	.000	1	0	1	0.3	2	0	0	0	0	0	2	0.7	
20	ELVIN, Ryan	3-0	07:05	2.4	0-2	.000	0-0	.000	0-0	.000	0	1	1	0.3	0	0	1	0	0	0	0	0.0	
Team											7	12	19					3					
Total		6	1200		157-358	.439	44-120	.367	60-82	.732	73	160	233	38.8	112	2	74	51	32	51	418	69.7	
Opponents		6	1200		108-306	.353	41-139	.295	87-129	.674	65	137	202	33.7	84	1	76	77	16	30	344	57.3	

Team Statistics

	UH	OPP
Scoring	418	344
Points per game	69.7	57.3
Scoring margin	+12.3	-
Field goals-att	157-358	108-306
Field goal pct	.439	.353
3 point fg-att	44-120	41-139
3-point FG pct	.367	.295
3-pt FG made per game	7.3	6.8
Free throws-att	60-82	87-129
Free throw pct	.732	.674
F-Throws made per game	10.0	14.5
Rebounds	233	202
Rebounds per game	38.8	33.7
Rebounding margin	+5.2	-
Assists	74	76
Assists per game	12.3	12.7
Turnovers	51	77
Turnovers per game	8.5	12.8
Turnover margin	+4.3	-
Assist/turnover ratio	1.5	1.0
Steals	51	30
Steals per game	8.5	5.0
Blocks	32	16
Blocks per game	5.3	2.7
Winning streak	3	-
Home win streak	3	-
Attendance	22157	36971
Home games-Avg/Game	3-7386	3-12324
Neutral site-Avg/Game	-	0-0

Team Results

Date	Opponent		Score	Att.
01/06/2024	West Virginia	W	89-55	7387
01/09/2024	at Iowa St.	L	53-57	14267
01/13/2024	at TCU	L	67-68	6151
01/17/2024	Texas Tech	W	77-54	7586
01/20/2024	UCF	W	57-42	7184
01/23/2024	at BYU	W	75-68	16553



2023-24 Houston Men's Basketball
Team High/Low Analysis
All games

Houston - Game Highs

POINTS	89	West Virginia (01/06/2024)
	89	Jackson St. (12/09/2023)
	84	ULM (11/06/2023)
	82	A&M-Corpus Christi (11/11/2023)
	81	Penn (12/30/2023)
FIELD GOALS MADE	34	West Virginia (01/06/2024)
	33	Texas Tech (01/17/2024)
FIELD GOAL ATTEMPTS	67	A&M-Corpus Christi (11/11/2023)
	66	Penn (12/30/2023)
	66	Jackson St. (12/09/2023)
	66	Rice (12/06/2023)
FIELD GOAL PERCENTAGE	.531 (34-64)	West Virginia (01/06/2024)
	.526 (30-57)	Stetson (11/13/2023)
3 PT FG MADE	11	vs Texas A&M (N) (12/16/2023)
	11	Jackson St. (12/09/2023)
	11	ULM (11/06/2023)
3 PT FG ATTEMPTS	35	ULM (11/06/2023)
	30	Jackson St. (12/09/2023)
3 PT FG PERCENTAGE	.500 (9-18)	West Virginia (01/06/2024)
	.471 (8-17)	Texas Tech (01/17/2024)
FREE THROWS MADE	22	Jackson St. (12/09/2023)
	21	ULM (11/06/2023)
FREE THROW ATTEMPTS	34	A&M-Corpus Christi (11/11/2023)
	31	Jackson St. (12/09/2023)
FREE THROW PERCENTAGE	1.000 (3-3)	Texas Tech (01/17/2024)
	.875 (7-8)	vs Texas A&M (N) (12/16/2023)
	.875 (7-8)	vs Dayton (N) (11/19/2023)
REBOUNDS	54	A&M-Corpus Christi (11/11/2023)
	47	Jackson St. (12/09/2023)
ASSISTS	19	ULM (11/06/2023)
	18	vs Texas A&M (N) (12/16/2023)
STEALS	18	Jackson St. (12/09/2023)
	17	Stetson (11/13/2023)
BLOCKED SHOTS	10	vs Texas A&M (N) (12/16/2023)
	9	West Virginia (01/06/2024)
	9	at Xavier (12/01/2023)
	9	A&M-Corpus Christi (11/11/2023)
TURNOVERS	16	at Iowa St. (01/09/2024)
	13	Jackson St. (12/09/2023)
FOULS	27	at Xavier (12/01/2023)
	24	at TCU (01/13/2024)



2023-24 Houston Men's Basketball
Team High/Low Analysis
All games

as

Houston - Game Lows

POINTS	53	at Iowa St. (01/09/2024)
	57	UCF (01/20/2024)
	65	vs Towson (N) (11/16/2023)
	66	at Xavier (12/01/2023)
	67	at TCU (01/13/2024)
FIELD GOALS MADE	19	at Iowa St. (01/09/2024)
	20	UCF (01/20/2024)
FIELD GOAL ATTEMPTS	50	at Iowa St. (01/09/2024)
	57	Stetson (11/13/2023)
FIELD GOAL PERCENTAGE	.344 (21-61)	at Xavier (12/01/2023)
	.345 (20-58)	UCF (01/20/2024)
3 PT FG MADE	4	at TCU (01/13/2024)
	4	Texas St. (12/21/2023)
3 PT FG ATTEMPTS	16	Penn (12/30/2023)
	17	Texas Tech (01/17/2024)
	17	vs Towson (N) (11/16/2023)
3 PT FG PERCENTAGE	.211 (4-19)	Texas St. (12/21/2023)
	.222 (4-18)	at TCU (01/13/2024)
FREE THROWS MADE	3	Texas Tech (01/17/2024)
	5	Rice (12/06/2023)
FREE THROW ATTEMPTS	3	Texas Tech (01/17/2024)
	8	vs Texas A&M (N) (12/16/2023)
	8	vs Dayton (N) (11/19/2023)
FREE THROW PERCENTAGE	.500 (12-24)	vs Utah (N) (11/17/2023)
	.556 (5-9)	Rice (12/06/2023)
REBOUNDS	33	Stetson (11/13/2023)
	34	at Iowa St. (01/09/2024)
ASSISTS	8	at Iowa St. (01/09/2024)
	9	at BYU (01/23/2024)
	9	Texas St. (12/21/2023)
STEALS	2	vs Texas A&M (N) (12/16/2023)
	6	vs Towson (N) (11/16/2023)
BLOCKED SHOTS	2	at BYU (01/23/2024)
	2	Texas Tech (01/17/2024)
	2	vs Towson (N) (11/16/2023)
TURNOVERS	4	Montana (11/24/2023)
	5	West Virginia (01/06/2024)
FOULS	12	at BYU (01/23/2024)
	12	Stetson (11/13/2023)



2023-24 Houston Men's Basketball
Team High/Low Analysis
All games

Opponent - Game Highs

POINTS	68	at BYU (01/23/2024)
	68	at TCU (01/13/2024)
	66	vs Texas A&M (N) (12/16/2023)
	66	vs Utah (N) (11/17/2023)
	60	at Xavier (12/01/2023)
FIELD GOALS MADE	25	at BYU (01/23/2024)
	22	at TCU (01/13/2024)
FIELD GOAL ATTEMPTS	64	A&M-Corpus Christi (11/11/2023)
	59	at BYU (01/23/2024)
FIELD GOAL PERCENTAGE	.439 (18-41)	Stetson (11/13/2023)
	.431 (22-51)	at TCU (01/13/2024)
3 PT FG MADE	11	at BYU (01/23/2024)
	11	Texas Tech (01/17/2024)
3 PT FG ATTEMPTS	38	at BYU (01/23/2024)
	31	vs Utah (N) (11/17/2023)
3 PT FG PERCENTAGE	.533 (8-15)	at TCU (01/13/2024)
	.500 (9-18)	Stetson (11/13/2023)
FREE THROWS MADE	24	UCF (01/20/2024)
	20	at Xavier (12/01/2023)
FREE THROW ATTEMPTS	33	UCF (01/20/2024)
	30	at Xavier (12/01/2023)
FREE THROW PERCENTAGE	.818 (18-22)	at Iowa St. (01/09/2024)
	.813 (13-16)	vs Dayton (N) (11/19/2023)
REBOUNDS	42	at Xavier (12/01/2023)
	41	UCF (01/20/2024)
	41	A&M-Corpus Christi (11/11/2023)
ASSISTS	18	at TCU (01/13/2024)
	16	at BYU (01/23/2024)
	16	vs Utah (N) (11/17/2023)
STEALS	8	at Iowa St. (01/09/2024)
	7	Rice (12/06/2023)
	7	at Xavier (12/01/2023)
BLOCKED SHOTS	8	at Xavier (12/01/2023)
	5	West Virginia (01/06/2024)
	5	Jackson St. (12/09/2023)
TURNOVERS	27	Texas St. (12/21/2023)
	25	ULM (11/06/2023)
FOULS	23	at Xavier (12/01/2023)
	23	A&M-Corpus Christi (11/11/2023)



2023-24 Houston Men's Basketball
Team High/Low Analysis
All games

Opponent - Game Lows

POINTS	31	ULM (11/06/2023)
	37	Texas St. (12/21/2023)
	39	Rice (12/06/2023)
	42	UCF (01/20/2024)
	42	Penn (12/30/2023)
FIELD GOALS MADE	7	UCF (01/20/2024)
	11	ULM (11/06/2023)
FIELD GOAL ATTEMPTS	39	ULM (11/06/2023)
	40	Jackson St. (12/09/2023)
FIELD GOAL PERCENTAGE	.159 (7-44)	UCF (01/20/2024)
	.282 (11-39)	ULM (11/06/2023)
3 PT FG MADE	2	Texas St. (12/21/2023)
	3	at Iowa St. (01/09/2024)
	3	Montana (11/24/2023)
	3	ULM (11/06/2023)
3 PT FG ATTEMPTS	15	at TCU (01/13/2024)
	15	at Iowa St. (01/09/2024)
	15	Texas St. (12/21/2023)
	15	vs Towson (N) (11/16/2023)
3 PT FG PERCENTAGE	.133 (2-15)	Texas St. (12/21/2023)
	.174 (4-23)	West Virginia (01/06/2024)
FREE THROWS MADE	3	Stetson (11/13/2023)
	6	ULM (11/06/2023)
FREE THROW ATTEMPTS	5	Stetson (11/13/2023)
	10	at BYU (01/23/2024)
FREE THROW PERCENTAGE	.353 (6-17)	ULM (11/06/2023)
	.467 (7-15)	Texas Tech (01/17/2024)
REBOUNDS	21	Stetson (11/13/2023)
	25	Jackson St. (12/09/2023)
ASSISTS	5	UCF (01/20/2024)
	7	Penn (12/30/2023)
	7	Rice (12/06/2023)
	7	Montana (11/24/2023)
	7	ULM (11/06/2023)
STEALS	2	Montana (11/24/2023)
	3	at TCU (01/13/2024)
	3	West Virginia (01/06/2024)
	3	vs Dayton (N) (11/19/2023)
	3	Stetson (11/13/2023)
BLOCKED SHOTS	0	at BYU (01/23/2024)
	0	at Iowa St. (01/09/2024)
	0	Penn (12/30/2023)
	0	Stetson (11/13/2023)



2023-24 Houston Men's Basketball
Player Highs Analysis
All games

Page 1
as of Jan 24, 20



2023-24 Houston Men's Basketball
Player Highs Analysis
All games

Page 2
as of Jan 24

Houston - Individual Game Highs

POINTS	29	Jamal Shead vs Texas Tech (01/17/2024)
	25	Emanuel Sharp vs Jackson St. (12/09/2023)
	24	LJ Cryer vs Montana (11/24/2023)
	23	LJ Cryer at BYU (01/23/2024)
	23	LJ Cryer at Xavier (12/01/2023)
FIELD GOALS MADE	12	Jamal Shead vs Texas Tech (01/17/2024)
	10	J'Wan Roberts at TCU (01/13/2024)
FIELD GOAL ATTEMPTS	19	Jamal Shead at BYU (01/23/2024)
	18	J'Wan Roberts at TCU (01/13/2024)
FIELD GOAL PERCENTAGE (min 5 made)	1.000 (5-5)	Ja'Vier Francis vs Texas St. (12/21/2023)
	.833 (5-6)	J'Wan Roberts vs Dayton (N) (11/19/2023)
	.833 (5-6)	J'Wan Roberts vs Utah (N) (11/17/2023)
	.833 (5-6)	Ja'Vier Francis vs Towson (N) (11/16/2023)
	.833 (5-6)	Mylik Wilson vs Stetson (11/13/2023)
3 PT FG MADE	5	LJ Cryer at BYU (01/23/2024)
	5	Emanuel Sharp at Iowa St. (01/09/2024)
	5	Emanuel Sharp vs Texas A&M (N) (12/16/2023)
	5	Emanuel Sharp vs Jackson St. (12/09/2023)
	5	LJ Cryer vs Rice (12/06/2023)
	5	LJ Cryer at Xavier (12/01/2023)
	5	LJ Cryer vs Montana (11/24/2023)
3 PT FG ATTEMPTS	13	Emanuel Sharp vs Texas A&M (N) (12/16/2023)
	12	LJ Cryer at Xavier (12/01/2023)
	12	LJ Cryer vs Montana (11/24/2023)
3 PT FG PERCENTAGE (min 2 made)	.750 (3-4)	Damian Dunn vs Stetson (11/13/2023)
	.667 (2-3)	Jamal Shead vs Texas Tech (01/17/2024)
	.667 (2-3)	Jamal Shead vs Penn (12/30/2023)
	.667 (2-3)	LJ Cryer vs Penn (12/30/2023)
	.667 (2-3)	Jamal Shead vs Texas A&M (N) (12/16/2023)
	.667 (2-3)	Emanuel Sharp vs Montana (11/24/2023)
	.667 (2-3)	Jamal Shead vs Dayton (N) (11/19/2023)
	.667 (2-3)	Ramon Walker Jr. vs A&M-Corpus Christi (11/11/2023)
FREE THROWS MADE	11	Emanuel Sharp vs Texas St. (12/21/2023)
	8	Emanuel Sharp vs Jackson St. (12/09/2023)
FREE THROW ATTEMPTS	11	Emanuel Sharp vs Texas St. (12/21/2023)
	10	Emanuel Sharp vs Jackson St. (12/09/2023)
	10	J'Wan Roberts vs A&M-Corpus Christi (11/11/2023)
FREE THROW PERCENTAGE (min 3 made)	1.000 (11-11)	Emanuel Sharp vs Texas St. (12/21/2023)
	1.000 (5-5)	LJ Cryer vs A&M-Corpus Christi (11/11/2023)
	1.000 (4-4)	LJ Cryer at BYU (01/23/2024)
	1.000 (4-4)	Damian Dunn vs West Virginia (01/06/2024)
	1.000 (4-4)	Mylik Wilson vs Penn (12/30/2023)
	1.000 (4-4)	Jamal Shead at Xavier (12/01/2023)
	1.000 (3-3)	Jamal Shead vs Texas Tech (01/17/2024)
	1.000 (3-3)	LJ Cryer vs Texas A&M (N) (12/16/2023)
	1.000 (3-3)	LJ Cryer vs Towson (N) (11/16/2023)
	1.000 (3-3)	Emanuel Sharp vs Towson (N) (11/16/2023)
	1.000 (3-3)	Terrance Arceneaux vs Stetson (11/13/2023)
	1.000 (3-3)	Emanuel Sharp vs A&M-Corpus Christi (11/11/2023)
REBOUNDS	13	J'Wan Roberts at TCU (01/13/2024)

Houston - Individual Game Highs

STEALS	5	Mylik Wilson vs Jackson St. (12/09/2023)
	5	Jamal Shead vs Stetson (11/13/2023)
BLOCKED SHOTS	5	Ja'Vier Francis vs A&M-Corpus Christi (11/11/2023)
	4	J'Wan Roberts at TCU (01/13/2024)
	4	Jamal Shead vs West Virginia (01/06/2024)
TURNOVERS	5	Jamal Shead at Iowa St. (01/09/2024)
	5	Damian Dunn vs Texas St. (12/21/2023)
FOULS	5	Emanuel Sharp vs UCF (01/20/2024)
	5	Joseph Tugler at Iowa St. (01/09/2024)
	5	Joseph Tugler at Xavier (12/01/2023)



2023-24 Houston Men's Basketball
Player Highs Analysis
All games

Page 3
as of Jan 24,



2023-24 Houston Men's Basketball
Player Highs Analysis
All games

Page 4
as of Jan 24,

Opponent - Individual Game Highs

POINTS	34	Wade Taylor IV vs Texas A&M (N) (12/16/2023)
	29	Gabe Madsen vs Utah (N) (11/17/2023)
	18	Kerwin Walton vs Texas Tech (01/17/2024)
	17	Noah Waterman at BYU (01/23/2024)
	17	Quincy Olivari at Xavier (12/01/2023)
	17	Brandon Carlson vs Utah (N) (11/17/2023)
FIELD GOALS MADE	10	Wade Taylor IV vs Texas A&M (N) (12/16/2023)
	10	Gabe Madsen vs Utah (N) (11/17/2023)
FIELD GOAL ATTEMPTS	22	Wade Taylor IV vs Texas A&M (N) (12/16/2023)
	19	Gabe Madsen vs Utah (N) (11/17/2023)
FIELD GOAL PERCENTAGE (min 5 made)	.750 (6-8)	Pat Suemnick vs West Virginia (01/06/2024)
	.667 (6-9)	Noah Waterman at BYU (01/23/2024)
3 PT FG MADE	8	Gabe Madsen vs Utah (N) (11/17/2023)
	6	Kerwin Walton vs Texas Tech (01/17/2024)
	6	Wade Taylor IV vs Texas A&M (N) (12/16/2023)
3 PT FG ATTEMPTS	15	Gabe Madsen vs Utah (N) (11/17/2023)
	14	Wade Taylor IV vs Texas A&M (N) (12/16/2023)
3 PT FG PERCENTAGE (min 2 made)	1.000 (3-3)	Jordan Roberts vs A&M-Corpus Christi (11/11/2023)
	1.000 (2-2)	Emanuel Miller at TCU (01/13/2024)
	1.000 (2-2)	Hayden Hefner vs Texas A&M (N) (12/16/2023)
	1.000 (2-2)	Messiah Jones vs Towson (N) (11/16/2023)
FREE THROWS MADE	8	Marchelus Avery vs UCF (01/20/2024)
	8	Wade Taylor IV vs Texas A&M (N) (12/16/2023)
	8	Desmond Claude at Xavier (12/01/2023)
FREE THROW ATTEMPTS	12	Desmond Claude at Xavier (12/01/2023)
	10	Brandon Carlson vs Utah (N) (11/17/2023)
FREE THROW PERCENTAGE (min 3 made)	1.000 (8-8)	Marchelus Avery vs UCF (01/20/2024)
	1.000 (6-6)	Keiveon Hunt vs Jackson St. (12/09/2023)
	1.000 (6-6)	Dailyn Swain at Xavier (12/01/2023)
	1.000 (4-4)	Jaylin Sellers vs UCF (01/20/2024)
	1.000 (4-4)	Robert Jones at Iowa St. (01/09/2024)
	1.000 (4-4)	Keshon Gilbert at Iowa St. (01/09/2024)
	1.000 (4-4)	Josiah Harris vs West Virginia (01/06/2024)
	1.000 (3-3)	Trevin Knell at BYU (01/23/2024)
	1.000 (3-3)	Tyler Hendricks vs UCF (01/20/2024)
REBOUNDS	12	Henry Coleman III vs Texas A&M (N) (12/16/2023)
	9	Jaylin Sellers vs UCF (01/20/2024)
	9	Warren Washington vs Texas Tech (01/17/2024)
	9	Ernest Udeh Jr. at TCU (01/13/2024)
	9	Tre King at Iowa St. (01/09/2024)
	9	Giordan Williams vs Montana (11/24/2023)
	9	Charles Thompson vs Towson (N) (11/16/2023)
ASSISTS	9	Kobe Elvis vs Dayton (N) (11/19/2023)
	6	Avery Anderson III at TCU (01/13/2024)
	6	Rollie Worster vs Utah (N) (11/17/2023)
STEALS	3	Tre King at Iowa St. (01/09/2024)
	3	Tyler Perkins vs Penn (12/30/2023)
	3	Wade Taylor IV vs Texas A&M (N) (12/16/2023)
	3	Keiveon Hunt vs Jackson St. (12/09/2023)

Opponent - Individual Game Highs

FOULS	5	Trevin Knell at BYU (01/23/2024)
	5	Brandon Love vs Texas St. (12/21/2023)
	5	Zeke Cook vs Jackson St. (12/09/2023)
	5	Jordan O'Neal vs Jackson St. (12/09/2023)
	5	Max Fiedler vs Rice (12/06/2023)
	5	Desmond Claude at Xavier (12/01/2023)
	5	Makai Willis vs ULM (11/06/2023)