



Texas Tech RED RAIDER FOOTBALL

40 BOWL APPEARANCES // 11 CONFERENCE CHAMPIONSHIPS // 591 ALL-TIME VICTORIES

GAME

5



TEXAS TECH RED RAIDERS

1-3, 0-1 Big 12

VS

HOUSTON COUGARS

2-2, 0-1 Big 12



Jones AT&T Stadium (56,200) | Lubbock, Texas | 2:30 p.m. CT | FS2 | Texas Tech Sports Network

2023 SCHEDULE/RESULTS

Overall: 1-3 | Big 12: 0-1 | H: 1-1 | A: 0-2 | N: 0-0

SEPTEMBER • (1-3)

2	at Wyoming	L, 33-35 (20T)	CBS
9	#13 OREGON	L, 30-38	FOX
16	TARLETON STATE	W, 41-3	Big 12 Now
23	at West Virginia*	L, 13-20	Big 12 Now
30	HOUSTON*	2:30 p.m.	FS2

OCTOBER • (0-0)

7	at Baylor*	TBD	TBD
14	KANSAS STATE*	TBD	TBD
21	at BYU*	TBD	TBD

NOVEMBER • (0-0)

2	TCU*	6 p.m.	FS1
11	at Kansas*	TBD	TBD
18	UCF*	TBD	TBD
24	at Texas*	6:30 p.m.	ABC

DECEMBER • (0-0)

2	Big 12 Championship	11 a.m.	ABC
---	---------------------	---------	-----

TV: FOX SPORTS 2

- Play-by-Play: Dan Hellie
- Analyst: Petros Papadakis
- Producer: Brad Weimer

FS2

RADIO: TEXAS TECH SPORTS NETWORK

- Play-by-Play: Brian Jensen
- Analyst: John Harris
- Sideline Reporter: Chris Level
- SiriusXM: Channel 158 or 199
- National Radio: None
- Mobile App: Varsity Network (Texas Tech)



SOCIAL MEDIA: #WreckEm

- Twitter: @TexasTechFB
- YouTube: TexasTechAthletics
- Instagram: @TexasTech_FB
- Facebook: TexasTechFootball

TEXAS TECH COACHING STAFF

SIDELINE

- **Joey McGuire**, Head Coach (Second Season)
- **Zach Kittley**, Offensive Coordinator/QBs (Second Season)
- **Kenny Perry**, Assoc. H.C./STs/RBs (Second Season)
- **C.J. Ah You**, Outside Linebackers (Second Season)
- **Josh Bookbinder**, Inside Linebackers (Second Season)
- **Zarnell Fitch**, Defensive Line (Second Season)
- **Stephen Hamby**, Offensive Line (Second Season)
- **Justin Johnson**, Passing Game Coord./WRs (First Season)
- **Marcel Yates**, Passing Game Coord./DBs (Second Season)

PRESSBOX

- **Tim DeRuyter**, Defensive Coordinator (Second Season)
- **Josh Cochran**, Tight Ends (Second Season)

TEXAS TECH RED RAIDERS

Rankings	AP: NR	Coaches: NR
Last Game	Lost at West Virginia, 20-13	
Streak	Lost 1	
Head Coach	Joey McGuire	
Career Record	9-8 (2nd Season)	
Record at Texas Tech	Same	
Record vs. Houston	1-0	

HOUSTON COUGARS

Rankings	AP: NR	Coaches: NR
Last Game	Def. Sam Houston State, 38-7	
Streak	Won 1	
Head Coach	Dana Holgorsen	
Career Record	90-63 (13th Season)	
Record at Houston	29-22 (5th Season)	
Record vs. Texas Tech	5-4	

SATURDAY STORYLINES



TECH, HOUSTON MEET AS BIG 12 MEMBERS

Texas Tech returns to the friendly confines of Jones AT&T Stadium on Saturday as the Red Raiders will host Houston in their Big 12 home opener. Texas Tech has won 10 of the past 11 meetings against the Cougars dating back to their time together in the Southwest Conference, including each of the last five contests as non-conference opponents. This will be the first meeting between the two schools as Big 12 members, which will come in front of a sellout crowd. Joey McGuire is 7-2 in home games as head coach of the Red Raiders.



BROOKS COME OFF BACK-TO-BACK BIG GAMES

Tahj Brooks is coming off back-to-back impressive performances on the ground as the senior set a career high with 158 rushing yards versus Tarleton State, only to follow it with 149 yards this past weekend at West Virginia. Brooks is the first Red Raider to rush for at least 140 yards in consecutive games since DeAndre Washington combined for 421 yards over the final two games of the 2015 regular season versus Kansas State and Texas. Brooks enters this weekend ranked 12th in the FBS with 412 rushing yards.



DEFENSE CUTTING DOWN ON EXPLOSIVES

Texas Tech entered the 2023 season with high expectations defensively due to the amount of experience returning, especially up front with veterans Tony Bradford Jr. and Jaylon Hutchings, a preseason All-Big 12 selection with 50 starts over his career. One goal for the Red Raiders, though: cutting down on explosive plays. Texas Tech managed to do that through four games this season as the Red Raiders lead the Big 12 and rank tied for 16th in the FBS with only 11 plays allowed of 20 or more yards, which includes only one rush going that distance.

RED RAIDERS BY THE NUMBERS

0

Texas Tech has not allowed any points on the opening drive of the game or the second half this season. In fact, the Red Raiders have surrendered just four first downs in those situations.

2

Austin McNamara ranks second in the FBS after averaging 48.6 yards per punt through four games this season. That mark would snap his school and Big 12 record for single-season punting average.

3

Malik Dunlap shares the FBS lead with three interceptions, all of which have come the past two games. He is the first Red Raider with three picks over a two-game span since Douglas Coleman III in 2019.

SERIES HISTORY



HOUSTON (15-18-1)	
GP: 34; Home: 8-8; Away: 4-10-1; Neutral: 3-0; OT: 1-0.	
SWC: 7-12-1 (Home: 3-6; Away: 2-6-1; Neutral: 2-0).	
Jones AT&T Stadium: 16 (8-8).	
Rice Stadium, Houston: 4 (1-3).	
The Astrodome, Houston: 9 (2-6-1)	
Robertson Stadium, Houston: 1 (0-1).	
TDECU Stadium, Houston: 1 (1-0).	
The Alamodome, San Antonio: 2 (2-0).	
NRG Stadium, Houston: 1 (1-0).	
Games decided by 3 points or less: 6 (3-3).	
Games decided by 7 points or less: 13 (4-9).	
Most Points-TTU: 63 (63-49 win on Sept. 15, 2018).	
Most Points-UH: 51 (51-35 loss on Sept. 13, 1990).	
Fewest Points-TTU: 0, twice (last: 7-0 on Oct. 22, 1955).	
Fewest Points-UH: 0, twice (last: 34-0 on Nov. 19, 1994).	
Largest Win: 51 (58-7 win on Nov. 20, 1993).	
Largest Loss: 38 (45-7 loss on Nov. 19, 1977).	
Win Streak: 5, twice (current streak)	
Loss Streak: 7 (Nov. 23, 1979-Nov. 23, 1985).	
Most Attended: 56,271 on Sept. 10, 2022 in Lubbock.	
Last 10: 9-1 Last 20: 11-8-1	

SERIES HISTORY

Date	Loc.	W/L	TTU	UH	Att.
Oct. 6, 1951	A#	L	0	6	15,000
Nov. 1, 1952	H	L	7	20	18,000
Nov. 21, 1953	A#	W	41	21	15,000
Nov. 20, 1954	H	W	61	14	14,000
Oct. 22, 1955	A#	L	0	7	28,000
Nov. 24, 1956	H	L	7	20	15,000
Nov. 29, 1958	A#	L	17	22	7,500
Nov. 14, 1959	H	W	27	0	20,000
Nov. 20, 1976^	H	L	19	27	45,102
Nov. 19, 1977^	A+	L	7	45	43,989
Nov. 25, 1978^	H	W	22	21	36,691
Nov. 23, 1979^	A+	L	10	14	25,637
Nov. 22, 1980^	H	L	7	34	36,386
Nov. 21, 1981^	A+	L	7	15	25,169
Nov. 20, 1982^	H	L	7	24	33,548
Nov. 19, 1983^	A+	L	41	43	20,153
Nov. 24, 1984^	H	L	17	24	27,373
Nov. 23, 1985^	A+	L	16	17	14,280
Nov. 22, 1986^	H	W	34	7	10,399
Nov. 21, 1987^	A+	T	10	10	19,295
Nov. 19, 1988^	H	L	29	30	29,204
Nov. 25, 1989^	A+	L	24	40	30,097
Sept. 13, 1990^	H	L	35	51	36,794
Nov. 30, 1991^	A+	W	52	46	18,114
Nov. 21, 1992^	H	W	44	35	27,887
Nov. 20, 1993^	N%	W	58	7	28,652
Nov. 19, 1994^	N%	W	34	0	20,286
Nov. 25, 1995^	A+	W	38	26	15,220
Sept. 26, 2009	A*	L	28	29	32,114
Nov. 27, 2010	H	W	35	20	53,461
Sept. 23, 2017	A	W	27	24	36,383
Sept. 15, 2018	H	W	63	49	53,484
Sept. 4, 2021	N-	W	38	21	43,478
Sept. 10, 2022	H	W (2OT)	33	30	56,271

^ - Southwest Conference game | # - played at Rice Stadium
+ - played at Astrodome | * - played at Robertson Stadium
% - played at The Alamodome in San Antonio, Texas
-- - Texas Kickoff at NRG Stadium

TEAM NOTEBOOK

INSIDE THE HOUSTON SERIES

- Texas Tech and Houston will meet for the 35th time in program history this weekend and the first time as Big 12 members. The Cougars lead the all-time series with an 18-15-1 advantage despite having dropped 10 of the past 11 games versus the Red Raiders, including each of the previous five meetings. A win over Houston this Saturday would mark the longest winning streak for Texas Tech all-time in the series.
- While this will be the first meeting as Big 12 members, it won't be the first as conference foes as Texas Tech and Houston were previously counterparts in the Southwest Conference up until its closing following the 1995 season. The Red Raiders were only 7-12-1 against Houston during the SWC era but went 5-1 over six non-conference games as Texas Tech recorded wins in 2010 at home (35-20), in 2017 at Houston (27-24), in 2018 at home (63-49), in 2021 in the Texas Kickoff at NRG Stadium (38-21) and a year ago in a double overtime victory at home (33-30).
- Houston is the lone new member of the Big 12 that has faced Texas Tech multiple times in its history. The Red Raiders have only played BYU once previously in 1940 as its matchup later in the season with UCF will be the first in school history. Likewise, Texas Tech only has one previous matchup with Cincinnati, which came during the 1960 campaign.

RED RAIDERS IN BIG 12 HOME OPENERS

- Texas Tech is 16-11 all-time in Big 12 Conference home openers entering this weekend despite having nine losses since 2010. The Red Raiders have split their last four conference home openers, defeating No. 19 Texas last season and No. 21 Oklahoma State in 2019, while falling to TCU in 2021 and No. 8 Texas in overtime in 2020.
- The matchup versus Houston represents only the fourth time since 2010 that the Red Raiders have hosted a non-ranked opponent for its Big 12 home opener since 2010. Texas Tech is 12-3 against unranked opponents to open its home conference slate since joining the Big 12 in 1996.
- During their days in the Southwest Conference, Texas Tech only hosted Houston in a league home opener once, which came in a 51-35 loss to the 18th-ranked Cougars in 1990. It was the only contest in 20 meetings as SWC foes that the two schools faced each other outside the month of November.
- Texas Tech dropped to 15-13 all-time in Big 12 openers this past weekend after falling, 20-13, at West Virginia. The Red Raiders were previously 10-3 when opening Big 12 play against an unranked opponent, including a 7-3 mark in road games.

STATISTICAL MATCHUP: TEXAS TECH vs. HOUSTON

CATEGORY	TECH	FBS	BIG 12	UH	FBS	BIG 12
Scoring Offense	29.2	64th	9th	27.2	79th	10th
Total Offense	406.0	58th	8th	395.2	67th	10th
Rushing Offense	162.0	60th	7th	127.8	97th	11th
Passing Offense	244.0	60th	11th	267.5	43rd	7th
Passing Efficiency	118.40	104th	12th	129.01	81st	11th
Time of Possession	26:35	120th	14th	29:50	72nd	6th
Scoring Defense	24.0	68th	12th	25.0	70th	13th
Total Defense	347.5	59th	10th	407.2	100th	14th
Rushing Defense	146.5	86th	12th	144.8	80th	11th
Passing Defense	201.0	42nd	4th	262.5	107th	12th
Passing Efficiency Defense	111.83	32nd	6th	131.16	68th	10th
QB Sacks Per Game	1.75	86th	10th	2.00	75th	8th
Tackles for Loss	5.0	94th	12th	5.5	71st	11th
Net Punting	43.25	15th	3th	43.00	16th	4th
Punt Returns	13.67	26th	5th	9.43	48th	8th
Kickoff Returns	23.0	33rd	5th	22.91	34th	6th
Turnover Margin	0.25	51st	7th	1.50	8th	2nd

- The loss to West Virginia prevented the Red Raiders from opening Big 12 play with a win in back-to-back seasons for the first time since doing so over three-consecutive years from 2011-13.

RED RAIDERS IN BIG 12 CONFERENCE HOME OPENERS

Year	Opponent	Result
2022	No. 19 Texas	W, 37-34 (OT)
2021	TCU	L, 31-52
2020	No. 8 Texas	L, 56-63 (OT)
2019	No. 21 Oklahoma State	W, 45-35
2018	No. 12 West Virginia	L, 34-42
2017	No. 15 Oklahoma State	L, 34-41
2016	Kansas	W, 55-19
2015	No. 3 TCU	L, 52-55
2014	West Virginia	L, 34-37
2013	No. 24 TCU	W, 20-10
2012	No. 14 Oklahoma	L, 20-41
2011	No. 23 Texas A&M	L, 40-45
2010	No. 4 Texas	L, 14-24
2009	Kansas State	W, 66-14
2008	Nebraska	W, 37-31 (OT)
2007	Iowa State	W, 42-17
2006	No. 25 Missouri	L, 21-38
2005	Kansas	W, 30-17
2004	Nebraska	W, 70-10
2003	Texas A&M	W, 59-28
2002	Missouri	W, 52-38
2001	Kansas	L, 31-34 (OT)
2000	Baylor	W, 28-0
1999	No. 5 Texas A&M	W, 21-19
1998	Baylor	W, 31-29
1997	Kansas	W, 17-7
1996	Oklahoma State	W, 31-3

TEXAS TECH-HOUSTON CONNECTIONS

- There will be several noticeable ties between the two schools this weekend, none greater probably than Houston head coach **Dana Holgorsen**, who was the inside receivers coach for the Red Raiders from 2000-04 and then co-offensive coordinator from 2005-07. Holgorsen departed the Texas Tech coaching staff prior to the 2008 season to take the offensive coordinator position at Houston. This will be the 10th time the Red Raiders have faced Holgorsen as the head coach on the opposing sideline as Texas Tech is 4-5 in those games between his time at Houston and West Virginia.
- Texas Tech offensive line coach **Stephen Hamby** is more than familiar with Holgorsen as he was an offensive lineman



with the Red Raiders during the final three years of Holgorsen's tenure. Their time together was capped by a memorable come-from-behind victory in the 2007 Gator Bowl against Virginia. Texas Tech Associate A.D. for football administration **Antonio Huffman** was also a standout on the other side of the ball during Holgorsen's tenure as a three-year starter in the secondary from 2003-06.

■ Houston has another former Red Raider one-time staff member in assistant head coach and running backs coach **Mike Jinks**, who served in a similar role at Texas Tech from 2013-15 under **Kliff Kingsbury**. Jinks, who was Texas Tech's associate head coach during his final season, departed the Red Raiders in 2016 to accept the head coaching position at Bowling Green. Jinks was the running backs coach at USC in 2021 where he worked alongside current Texas Tech outside linebackers coach **C.J. Ah You**, who was a defensive quality control assistant for the Trojans.

■ Texas Tech, likewise, has two University of Houston alumnus on its staff in associate head coach **Kenny Perry** and offensive passing game coordinator **Justin "Juice" Johnson**. Perry was a four-year letterwinner for the Cougars from 1988-91 as a cornerback his first two seasons at Houston before moving to safety for his final two years. He also served as a graduate assistant for his alma mater from 1992-94, working with the special teams and defensive backs.

■ Johnson was a four-year letterwinner for Houston where he still remains one of the top pass catchers in program history. A first team All-CUSA selection as a senior in 2011, Johnson had an explosive final season as a Cougar, catching 87 passes for 1,229 and 12 touchdowns as he still ranks in the top 10 all-time in Houston history for single-season receiving yards and touchdowns. Johnson capped his Houston career with a bowl record 12 catches for 148 yards in the Cougars' 30-14 victory over No. 23 Penn State in the 2012 Ticket City Bowl. Johnson was considered one of Houston's most versatile athletes during his playing career, competing on special teams and as a running back, wide receiver and tight end at various times for a Cougars program that played in three bowl games and two Conference USA Championship games. Johnson spent one season on the Houston staff under Holgorsen in 2019 as the Cougars' running backs coach.

■ Houston has two one-time Red Raiders on its roster now in and senior defensive back **Alex Hogan** and junior quarterback **Donovan Smith**, who, ironically, will both wear a No. 1 jersey. Hogan spent two seasons at Texas Tech from 2019-20 prior to transferring to Houston where he has appeared in 24 games over the last two-plus seasons.

■ Smith, meanwhile, was Texas Tech's starting quarterback in its double-overtime victory over the Cougars a year ago. Smith completed 36-of-58 passes for 350 yards and two touchdowns, while also rushing for one more as part of 31 yards on the ground. It was the second career 300-yard passing performance at the time for Smith, who sealed the Texas Tech victory with a nine-yard touchdown run in the second overtime.

■ Besides Smith, Houston has two other West Texas natives on its roster junior kicker **Cooper Hamilton**, a Lubbock Coronado alumnus, and redshirt freshman **Karson Jones**, a Frenship graduate like Smith.

■ The city of Houston is annually a hotbed for Texas Tech's recruiting efforts as the Red Raiders currently boast 13 players from the city and the surrounding area. That list includes several prominent Red Raiders such as defensive lineman **Tony Bradford Jr.**, inside linebacker **Tyrique Matthews**, outside linebacker **Bryce Ramirez**, tight end **Mason Tharp** and offensive lineman **Dennis Wilburn**.

CAREER NOTABLES VERSUS HOUSTON

■ **Tahj Brooks** hit the 100-yard mark for the first time in his career in the 2021 meeting against Houston as the then-sophomore carried 15 times for 134 yards and a pair of touchdowns. That total was Brooks' career high until he rushed for 158 yards two weeks ago against Tarleton State. In addition, it marked the most rushing yards by a Red Raider against Houston since Doak Walker winner **Byron Hanspard** posted 228 yards on the ground to close the 1995 regular season. Brooks followed with 78 rushing yards on 17 carries and a touchdown last season, giving him 212 yards on the ground and three scores over his career versus Houston.

■ In addition to Brooks, Texas Tech has three other Red Raiders with a touchdown in their career versus Houston in wide receivers **Nehemiah Martinez I** and **Myles Price** as well as quarterback **Tyler Shough**, who will miss this weekend's matchup due to injury. Price caught five passes for 78 yards and a touchdown a year ago in the overtime win over Houston, while Martinez added five catches for a career-high 76 yards and a score of his own.

■ **Jaylon Hutchings** has combined for eight tackles in the middle of the Texas Tech interior the past two seasons, including six a year ago in the win. He and interior teammate **Tony Bradford Jr.** both have sacks in their careers versus Houston with Hutchings leading the two with 1.5 career tackles for loss.

■ Three of the top four single-game receiving marks in school history have come against Houston as **Antoine Wesley** set a new Texas Tech record with 261 yards through the air in the 2018 matchup between the two schools. **Rodney Blackshear** ranks third all-time for single-game receiving numbers with 251 yards versus Houston in 1991, which snapped the school record at the time of 248 yards from Leonard Harris against Houston in 1983.

KINGSBURY, LEACH AMONG HOF CLASS

■ **Kliff Kingsbury** and **Mike Leach** will headline the latest list of inductees to the Texas Tech Hall of Fame and Hall of Honor that will be formally inducted this weekend. Kingsbury will join fellow Red Raider **Matt Wingo** as football inductees into the Hall of Fame, which is reserved strictly for former athletes.

■ The rise of Texas Tech's Air Raid offense began with Kingsbury, who arrived at Texas Tech under legendary head coach Spike Dykes and later developed into one of the top passers in college football history under Leach. Kingsbury went on to set 39 school records the next three seasons as well as 16 different Big 12 marks and 17 NCAA FBS records. He recorded more than 12,000 passing yards and total offense, including over 1,000 completions, making him only the third player in NCAA history to accomplish all three feats.

■ Wingo remains one of the top linebackers in program history after a decorated career in the early tenure of Spike Dykes from 1988-91. Wingo, a two-time All-Southwest Conference honoree, racked up 385 tackles during his four-year career, which ranked third all-time in school history following his senior season. To this day, Wingo still ranks sixth in Texas Tech history for career tackles. Wingo earned All-Southwest Conference honors following both his junior and senior seasons.

■ Leach, meanwhile, will be recognized posthumously in the Hall of Honor for his decade of success leading the Red Raider football program. Leach, the winningest coach in program history, led the Red Raiders to a bowl appearance in all 10 of his seasons, finishing with an 84-43 overall in one of the most-successful eras all-time at Texas Tech. The Hall of Honor is designated for non-athletes who have provided outstanding contributions to Texas Tech Athletics.

THE LAST MEETING...



TEXAS TECH 33, HOUSTON 30 (20T)

Date: Sept. 10, 2022

Location: Lubbock, Texas | Attendance: 56,271

Recap: Texas Tech built a 17-3 lead at the half and held off a second-half Houston rally to knock off the No. 25 Cougars for their first ranked victory of the Joey McGuire era. Donovan Smith threw for 350 yards and two touchdowns in his first start to the season, while Tahj Brooks carried 17 times for 78 yards and a score of his own. Trey Wolff connected on a 47-yard field goal with three seconds remaining in regulation to force overtime where Smith pushed the Red Raiders to 2-0 on the season with a nine-yard touchdown scamper in the second extra period.

RUSHING: Houston - Campbell, Brando 16-80; Sneed, Stacy 3-9; Henry, Ta'Zawn 3-2; TEAM 1-minus 1; Tune, Clayton 6-minus 3. Texas Tech - Brooks, Tahj 17-78; Smith, Donovan 21-31; Thompson, SaRodorick 5-11; TEAM 1-minus 2.

PASSING: Tune, Clayton 20-39-1-266. Texas Tech - Smith, Donovan 36-58-3-350; Price, Myles 0-1-0-0.

RECEIVING: Houston - Dell, Nathaniel 7-120; Campbell, Brando 4-54; Henry, Ta'Zawn 3-32; Golden, Matthew 2-25; Trahan, Christia 2-22; Manjack IV, Jose 1-10; Carter, KeSean 1-3. Texas Tech - Bradley, Jerand 6-50; Price, Myles 5-78; Martinez, Nehemiah 5-76; Brooks, Tahj 5-34; Thompson, SaRodorick 4-16; Fouonji, Loic 3-30; Cleveland, Trey 3-21; White, Xavier 2-24; Sparkman, J.J. 2-15; Cupp, Baylor 1-6.

INTERCEPTIONS: Houston - Rogers, Jayce 1-54; Green, Art 1-37; Owens, Gervarriu 1-24. Texas Tech - None.

TACKLES (UA-A): Houston - Parish, Derek 8-3; Mutin, Donovan 7-3; Owens, Gervarriu 6-2; Robinson, Malik 5-3; Rogers, Jayce 4-2; Emery, Jalen 5-0; Hogan, Alex 3-1; Hypolite, Hasaan 2-2; Texas Tech - Taylor, Demerson, D. 5-2; Merriweather, K. 4-3; Eldridge, Kosi 4-3; Waters, Marquis 6-0; Hutchings, Jaylon 4-2; Wilson, Tyree 3-1.

TEAM STATISTICS	UH	TTU
FIRST DOWNS	16	35
RUSHES-YARDS (NET)	29-87	44-118
PASSING YDS (NET)	266	350
Passes Att-Comp-Int	39-20-1	59-36-3
TOTAL OFFENSE PLAYS-YARDS	68-353	103-468
Fumble Returns-Yards	0-0	1-11
Punt Returns-Yards	1-35	2-2
Kickoff Returns-Yards	3-40	1-19
Interception Returns-Yards	3-115	1-0
Punts (Number-Avg)	5-51.4	4-44.5
Fumbles-Lost	1-1	2-0
Penalties-Yards	12-126	6-44
Possession Time	22:42	37:18
Third-Down Conversions	5 of 16	5 of 18
Fourth-Down Conversions	0 of 1	2 of 3
Red-Zone Scores-Chances	5-6	3-4
Sacks By: Number-Yards	6-36	2-16

HOUSTON SERIES SUPERLATIVES

300-YARD PASSING GAMES

Name	Date	C-A	Yards	TDs
Alan Bowman	9/15/18	43-59	605	5
Robert Hall	11/30/91	14-25	388	3
Jim Hart	9/19/83	24-38	380	3
Taylor Potts	9/27/10	32-46	373	4
Billy Joe Tolliver	11/19/88	18-35	363	2
Donovan Smith	9/10/22	36-58	350	2
Nic Shimonek	9/23/17	29-45	321	2
Taylor Potts	9/27/09	30-45	321	1
Rodney Allison	11/22/76	20-31	327	0
Robert Hall	11/20/93	20-29	303	2

100-YARD RUSHING GAMES

Name	Date	Att.	Yards	TDs
Byron Morris	11/21/92	36	230	2
Byron Hanspard	11/25/95	29	228	2
Byron Morris	9/20/93	40	223	3
James Hadnot	11/22/79	21	199	1
Anthony Lynn	9/13/90	28	135	2
Tahj Brooks	9/4/21	15	134	2
Bobby Cavazos	11/21/53	13	121	2
Baron Batch	9/27/09	19	114	2
Byron Hanspard	11/19/94	24	114	2
Freddie Wells	11/24/84	14	113	0
Ta'Zawn Henry	9/15/18	24	111	4
Justin Stockton	9/24/17	10	102	0
Justin Stockton	9/23/17	10	102	0
James Gray	11/25/89	32	100	2

100-YARD RECEIVING GAMES

Name	Date	Rec.	Yards	TDs
Antoine Wesley	9/15/18	13	261	3
Rodney Blackshear	11/30/91	5	251	2
Leonard Harris	11/19/83	12	248	1
Erik Ezukanma	9/4/21	7	179	0
Keke Coutee	9/23/17	11	161	1
Detron Lewis	11/27/10	11	135	2
Ervin Farris	11/19/88	4	132	2
Ja'Deion High	9/15/18	7	120	0

ADDITIONAL SUPERLATIVES

Rushing Attempts:	40, Byron Morris (1993)
Rushing Touchdowns:	4, Ta'Zawn Henry (2018)
Receptions:	13, Antoine Wesley (2018)
Receiving Touchdowns:	3, Antoine Wesley (2018)
Tackles:	17, Don Kelly (1978) Brad Hastings (1984)
Tackles for Loss:	4, James Mosley (1987)

EXCITEMENT AT ALL-TIME LEVEL FOR 2023

■ Texas Tech will play in front of its third advanced sellout crowd of the season this weekend against Houston as tickets to Jones AT&T Stadium continue to sell at high numbers. The Red Raiders already boasted sellout crowds in each of their first two home games of the season against Oregon and Tarleton State, marking its back-to-back sellouts since 2018 when the Red Raiders hosted Oklahoma (Nov. 3) and Texas (Nov. 10) in consecutive weeks. Ticket inventory for the Oct. 14 Homecoming game versus Kansas State are already sold out as well.

■ For months, **Joey McGuire** encouraged Red Raider fans to purchase their season tickets before it'd be too late. That time officially came in early August when Texas Tech announced it had officially sold out of season tickets for the 2023 campaign. In total, Texas Tech sold 31,649 season tickets for this season, which includes 6,511 new season tickets after an impressive debut for the Red Raiders under McGuire and his staff.

■ Texas Tech's capacity has been set for 56,200 for the 2023 season due to the ongoing construction on the south end zone portion of Jones AT&T Stadium.

■ Over his two seasons as head coach, Texas Tech has added more than 13,000 season tickets since McGuire's hiring in November 2021. Texas Tech previously sold 28,000 season tickets for McGuire's debut season in 2022, which, like this year's total, ranks among the top-10 highest season ticket counts in program history.

TEXAS TECH HOME TICKET STATUS FOR 2023

Date	Opponent	Ticket Status
Sept. 9	Oregon	Sold Out (\$6,200)
Sept. 16	Tarleton State	Sold Out (\$6,200)
Sept. 30	Houston	Advanced Sellout
Oct. 14	Kansas State	Advanced Sellout
Nov. 2	TCU	Still Available
Nov. 18	UCF	Still Available

RED RAIDERS IN UNFAMILIAR TERRITORY

■ There's no doubt the Red Raiders are entering unfamiliar territory thanks to a 1-3 start that is only their second in the Big 12 era (2020) and the 21st over 99 seasons of football. The positive news for Red Raider fans is Texas Tech has overcome similar starts three times since 1972 to post a .500 record or better with two of those trips leading to bowl appearances.

■ Texas Tech is 2-5 since 1972 in its fifth game of the season after a 1-3 start. The Red Raiders previously prevented a 1-4 start in 2020 with a 34-27 victory over West Virginia and again in 1978 with a 36-23 win at New Mexico. The victory in 1978 kicked off six-consecutive wins for the Red Raiders, who finished 5-3 in the Southwest Conference en route to finishing 7-4 overall.

RED RAIDERS IN WEEK AFTER 1-3 START (SINCE 1972)

Year	Opponent	Result	Final Record
2020	West Virginia	W, 34-27	4-6
1993	#14 Texas A&M	L, 6-31	6-6*
1991	#23 Texas A&M	L, 14-37	6-5
1990	at #19 Texas A&M	L, 24-28	4-7
1988	at #20 Arkansas	L, 10-31	5-6
1981	Arkansas	L, 14-26	1-9-1
1978	at New Mexico	W, 36-23	7-4*

WHERE WE STAND THROUGH FOUR GAMES

■ Texas Tech has experienced several significant winning streaks snapped in recent weeks following its losses to Wyoming and Oregon to start the season. It marked the first time Texas Tech has dropped multiple non-conference games in a season since falling at No. 12 Ohio State and at home versus No. 16 N.C. State early in the 2002 campaign.

■ Texas Tech had previously won 34-consecutive regular season games at home or on the road against non-power-five opponents prior to falling at Wyoming to start the season. It marked the first time Texas Tech has dropped a non-conference game against a Group of Five foe since falling at No. 17 Houston, 29-28, early in the 2009 season. In addition, Texas Tech had not lost to an unranked, Group of Five opponent since New Mexico surprised the Red Raiders, 27-24, in 2004.

■ The Red Raiders had previously won each of their previous 23 home openers before falling at the hands of No. 13 Oregon. It marked the first loss in a home opener for Texas Tech since 1999 when North Texas shocked the Red Raiders, 23-14, in the third game of the season.

■ Even with the two losses, the Red Raiders have been dominant against non-conference foes over the past two decades, especially at home. Texas Tech has now won 42 of its last 44 non-conference games at home dating back to the 2002 season with its lone two losses during that span coming against Arkansas in 2014 and then Oregon this season. The Red Raiders are an impressive 49-3 overall in non-conference home games since moving to a spread offense in 2000.

■ Oregon represented the highest-ranked non-conference opponent to visit Jones AT&T Stadium in recent years as the Ducks entered the contest ranked 13th by both major polls. It marked the highest-ranked non-conference opponent for the Red Raiders at home since No. 1 Nebraska traveled to Lubbock early in the 1994 season. The Ducks were the first ranked opponent to serve as Texas Tech's home opener since No. 15 Oklahoma defeated the Red Raiders in 1992.

THAT BOWL-WINNING FEELING

■ Texas Tech is coming off consecutive seasons with a bowl victory for the first time since the 2012-13 campaigns when the Red Raiders claimed the Meineke Car Care trophy (2012) and then the Holiday Bowl crown (2013). The Red Raiders, who routed Mississippi State to end the 2021 season at the AutoZone Liberty Bowl and then Ole Miss in the TaxAct Texas Bowl this past December, will look to extend that streak this fall, which has not been done previously over a three-year stretch since the 2002-04 campaigns.

■ Texas Tech, historically, is one of the most successful programs nationally with 40 all-time bowl appearances, which ranks in the top 25 of FBS history. A return to a bowl game in 2023 would mark Texas Tech's longest streak of consecutive postseason appearances since a school-record run of 11-straight years from 2000-10.

■ **Joey McGuire** became the second head coach in program history to lead the Red Raiders to a bowl game in each of his first two seasons as head coach, which placed McGuire in the same category as **Mike Leach**, who remains the all-time winningest coach with an 84-43 record from 2000-09.

THE TEXAS BOWL GOOD LUCK CHARM

■ The Red Raiders' stay in Houston for the TaxAct Texas Bowl was one to remember, highlighted by a 42-25 victory over Ole Miss. Now, the hope is the win will translate the same way it has for the last three Big 12 schools to win the bowl game. Since the 2017 season, the last three Big 12 winners of the Texas Bowl have turned that momentum into an appearance in the conference championship game the next season.

■ In fact, **Joey McGuire** has seen this himself as he was part of a Baylor program that defeated Vanderbilt in 2018 and proceeded to finish 11-3 the next season with a loss to Oklahoma in the Big 12 Championship game and an appearance in the Allstate Sugar Bowl. Texas previously started the run in 2017, defeating Missouri in the Texas Bowl before a 10-4 season the following year and a loss to Oklahoma in the league

title game. Kansas State, meanwhile, won the Texas Bowl in 2021 and then followed with a 10-4 record this past season, which featured a win over TCU in the Big 12 Championship.

NEW LOOK BIG 12 ON TAP FOR 2023

■ The Big 12 Conference will welcome four new members this season as BYU, Cincinnati, Houston and UCF all joined this summer to bring the conference's membership up to 14 schools. The Red Raiders will face three of those schools as Houston and UCF will both visit Jones AT&T Stadium, while Texas Tech will make its first-ever trip to BYU.

■ While new to the Big 12, Houston has been a frequent opponent for the Red Raiders in recent years as the two schools completed a four-game non-conference series against each other in 2022. The Red Raiders, who topped Houston, 33-30, in double overtime in 2022, have won 10 of the past 11 meetings against the Cougars as it will be the 35th all-time meeting between the two former Southwest Conference foes.

■ Texas Tech has a limited history with both BYU and UCF as it will be only the second all-time meeting with the Cougars (other was a 21-10 Tech win in 1940) and the first contest against the Knights. It will be the Red Raiders' first-ever trip to the state of Utah for a football contest.

TECH FOURTH IN BIG 12 PRESEASON POLL

■ Texas Tech entered its second season under **Joey McGuire** picked to finish fourth overall, according to the Big 12 preseason poll of media members that was announced by the conference office in July. The preseason nod is the highest Texas Tech has been slotted by the media prior to a season since the Big 12 moved to a division-less format in 2011. Texas Tech received four first-place votes from the media, finishing fourth with 729 points behind only league favorite Texas (886 points), Kansas State (858 points) and Oklahoma (758 points).

■ Six different league schools received at least one first-place vote in the poll as Texas led the way with 41, while K-State gathered 14 and both Oklahoma and Texas Tech had four each. TCU was fifth in the preseason poll, only two points back of Texas Tech with 727 after receiving three first-place votes. Oklahoma State, picked to finish seventh overall, was the final school collecting a first-place vote.

■ Texas Tech sophomore wide receiver **Jerand Bradley** and super senior defensive lineman **Jaylon Hutchings** were named to the All-Big 12 preseason team that was determined by media members who cover the conference. This is the most-significant preseason accolade to date for both Hutchings and Bradley, who were each named honorable mention All-Big 12 selections following the 2022 season. The All-Big 12 preseason team was made up of 29 players from across the league's 14 teams.

2023 BIG 12 PRESEASON POLL (MEDIA VOTE)

SCHOOL (First Place Votes)	Points
1. Texas (41)	886
2. Kansas State (14)	858
3. Oklahoma (4)	758
4. Texas Tech (4)	729
5. TCU (3)	727
6. Baylor	572
7. Oklahoma State (1)	470
8. UCF	463
9. Kansas	461
10. Iowa State	334
11. BYU	318
12. Houston	215
13. Cincinnati	202
14. West Virginia	129

WHAT RETURNS FOR THE RED RAIDERS

■ **Joey McGuire** will return the bulk of his production on both sides of the ball this season as Texas Tech boasts 16 returning starters, including 10 on offense and an additional six on defense. The list of returnees also features a pair of specialists as well in long snapper **Jackson Knotts**, a two-year starter, and punter **Austin McNamara**, who will enter 2023 on pace to snap the Texas Tech career punting average record. Additionally, Texas Tech boasted 26 other returners on both sides of the ball with starting experience, including 10 more on offense and six on defense.

■ As a team, Texas Tech's list of returners accounted for 322 career starts between both sides of the ball (165 offense, 157 defense) prior to the start of the season.

WHAT RETURNS FOR THE RED RAIDERS BY PERCENTAGE

Category	Percentage
Rushing Yards	62.6%
Passing Yards	61.7%
Receiving Yards	87.8%
Scoring	55.1%
Total Offense	62.0%
All-Purpose Yards	80.1%
Tackles	47.2%
Tackles for Loss	49.5%
Sacks	46.8%
Interceptions	60.0%
Pass Breakups	73.7%
Forced Fumbles	70.0%
Fumble Recoveries	66.7%
Punt Return Yards	93.6%
Kickoff Return Yards	100%
Field Goals	0.0%
Punting Yards	100%

HOMETOWN PRIDE

■ Texas Tech will continue to recognize the hometowns of every student-athlete on its roster this season with a special decal on the back of each gameday helmet. The decal will feature a throwback Masked Rider logo with the area code associated with each student-athlete's hometown as part of an initiative started in 2022 by head coach **Joey McGuire**.

NEW FACE IN TOWN BRINGING THE 'JUICE'

■ **Justin Johnson** is the lone new member to **Joey McGuire's** staff this season as he serves as assistant head coach, offensive passing game coordinator and wide receivers coach. Johnson, nicknamed "Coach Juice" throughout his career, arrived in Lubbock after a three-year stint at Baylor where he worked alongside McGuire during the 2020-21 seasons. Johnson has also worked at both Houston, his alma mater, and Kansas in full-time roles during his career.

■ The addition of Johnson brings in another assistant coach who is more than familiar with McGuire as he joins linebackers coach **Josh Bookbinder** and tight ends coach **Josh Cochran** who crossed paths with McGuire at Baylor. Head strength and conditioning coach **Lance Barilow** was also on the Baylor staff prior to his arrival in Lubbock in 2022.

60TH ANNIVERSARY OF THE DOUBLE T

■ This football season will mark the 60th anniversary of the iconic Double T appearing on the Texas Tech football helmet. The Double T, easily one of the most recognizable brands in all of college athletics, was first placed on a Red Raider football helmet in 1963 by then-head coach J.T. King. Prior to the 1963 season, the individual player number had traditionally been placed on each side of the helmet.

MADE IN TEXAS



Since his arrival at Texas Tech, **Joey McGuire** has made it clear the Red Raiders will be built by the best talent the Lone Star State has to offer. Texas Tech boasts 90 players on its roster from the state of Texas alone, which leads all power-five programs and ranks second among all FBS programs in the state.

NUMBER OF TEXAS NATIVES ON FBS ROSTERS

North Texas	98
Texas Tech	90
Sam Houston State	89
UTSA	89
Texas	87
SMU	83
Texas A&M	82
TCU	81
Baylor	76
Houston	76
UTEP	65
Rice	44

DEGREES IN HAND

Texas Tech will enter the 2023 season with 20 student-athletes who are current college graduates, including five who have already earned their master's degree prior to this season.

Name	Degree
Tony Bradford Jr. (DL)	sociology, BS; interdisciplinary studies, MA
Myles Cole (OLB)	kinesiology, BS*
Baylor Cupp (TE)	university studies, BA
Jaylon Hutchings (DL)	kinesiology, BS; interdisciplinary studies, MA
Tyrique Matthews (LB)	university studies, BA
Austin McNamara (P)	sports management, BA
Monroe Mills (OL)	business management, BA
Landon Peterson (OL)	sports management, BA
Jesiah Pierre (LB)	university studies, BA
Bryce Robinson (LB)	kinesiology, BS
Tyler Shough (QB)	criminal justice, BS*; political science, BS* interdisciplinary studies, MA
Cole Spencer (OL)	marketing, BA*; business administration MA*; interdisciplinary studies, MA
Rusty Staats (OL)	interdisciplinary studies, BA*
Henry Teeter (TE)	university studies, BA
Cameron Watts (DB)	university studies, BA
Xavier White (WR)	university studies, BA
Dennis Wilburn (OL)	university studies, BA
Rayshad Williams (DB)	university studies, BA
Matthew Young (TE)	business marketing, BS* interdisciplinary studies, MA

* indicates degree earned from prev. school

HEAD COACH JOEY MCGUIRE

JOEY MCGUIRE FILE

Hometown	Crowley, Texas
Education	Texas-Arlington '95 (Kinesiology)
Wife	Debbie
Children	Daughter: Raegan; Son: Garret

COACHING HISTORY

Year	Position
2022-present	Texas Tech Head Coach
2020-21	Baylor Assoc. Head Coach (Outside Linebackers)
2019	Baylor Associate Head Coach (Defensive Ends)
2017-18	Baylor Assistant Coach (Tight Ends)
2003-16	Cedar Hill High School Head Coach
1997-02	Cedar Hill High School Assistant Coach
1995-96	Crowley High School Assistant Coach

BOWL GAMES (4)

2022	TaxAct Texas Bowl
2021	Allstate Sugar Bowl*
2019	Allstate Sugar Bowl
2018	Academy Sports + Outdoors Texas Bowl

* bowl came after he already accepted the Texas Tech position.

RECORD AGAINST OPPONENTS

Opponent	Overall	Home	Away	Neutral
Baylor	0-1	0-1	0-0	0-0
BYU	0-0	0-0	0-0	0-0
Houston	1-0	1-0	0-0	0-0
Iowa State	1-0	0-0	1-0	0-0
Kansas	1-0	1-0	0-0	0-0
Kansas State	0-1	0-0	0-1	0-0
Murray State	1-0	1-0	0-0	0-0
N.C. State	0-1	0-0	0-1	0-0
Oklahoma	1-0	1-0	0-0	0-0
Oklahoma State	0-1	0-0	0-1	0-0
Ole Miss	1-0	0-0	0-0	1-0
Oregon	0-1	0-1	0-0	0-0
Tarleton State	1-0	1-0	0-0	0-0
TCU	0-1	0-0	0-1	0-0
Texas	1-0	1-0	0-0	0-0
UCF	0-0	0-0	0-0	0-0
West Virginia	1-1	1-0	0-1	0-0
Wyoming	0-1	0-0	0-1	0-0

RECORD VERSUS CONFERENCES

Conference	Overall	Home	Away	Neutral
American	1-0	1-0	0-0	0-0
ACC	0-1	0-0	0-1	0-0
Big Ten	0-0	0-0	0-0	0-0
Big 12	5-5	4-1	1-4	0-0
Conference USA	0-0	0-0	0-0	0-0
FBS Independents	0-0	0-0	0-0	0-0
Mid-American	0-0	0-0	0-0	0-0
Mountain West	0-1	0-0	0-1	0-0
Pac-12	0-1	0-1	0-0	0-0
SEC	1-0	0-0	0-0	1-0
Sun Belt	0-0	0-0	0-0	0-0
FCS Opponents	2-0	2-0	0-0	0-0



HEAD COACH JOEY MCGUIRE

THE HALL OF FAMER

■ There likely isn't a power-five football program in the state of Texas with better ties to its high school coaches than at Texas Tech as McGuire hired six members of his charter coaching staff that have ties to the Texas High School Coaches Association (THSCA). McGuire, himself, is already a legend at the prep level as a member of the THSCA Hall of Honor and the Texas High School Football Hall of Fame.

■ McGuire, owner of three state titles as head coach of Cedar Hill High School in the Dallas-Fort Worth metroplex, was inducted into the THSCA Hall of Honor (THSCA) in 2020 and then the Texas High School Football Hall of Fame in 2022 in the months after accepting the Texas Tech position. McGuire is still an avid speaker at the annual THSCA Convention and regularly hosts clinics for high school coaches each year.

NOT THE ONLY COACH IN THE FAMILY

■ Turn on a television any weekend this fall and you could possibly see another McGuire roaming the sidelines as Garret McGuire is entering his first season as the wide receivers coach at Nebraska. The younger McGuire previously played under his father at quarterback at Cedar Hill High School before enjoying four years as a backup quarterback at Baylor. He joined the coaching profession immediately after, serving as an offensive assistant under new Nebraska head coach Matt Rhule while with the NFL's Carolina Panthers.

■ Garret isn't the only McGuire building an impressive career, either, as Raegan McGuire is a fashion designer for AMUR in New York City. Her designs have been worn by several high-profile figures, including Natalie Biden, the granddaughter of President Joe Biden, as well as Taylor Swift during her spring 2023 Eras Tour.

JOEY MCGUIRE, THE OFFICIANT

■ Joey McGuire, known as a players' coach, has added another title in recent years: officiant. He presided over the second wedding of a former player this past summer in defensive quality control assistant James Lockhart, who previously played for McGuire at Baylor. McGuire previously performed the wedding for Sam Tecklenburg, another former Baylor player, and is scheduled to do his third ceremony next April for quarterback Tyler Shough and his fiancée.

AN NFL FRONT OFFICE

■ Under McGuire, Texas Tech's personnel department resembles an NFL front office, a unique approach in the world of college football. Texas Tech's personnel department is overseen by general manager James Blanchard, who was McGuire's first hire after accepting the Texas Tech position. Blanchard has the ability to offer any potential recruit he and his staff feel will fit at Texas Tech, allowing McGuire's coaching staff to prioritize player development. Blanchard has been named top rising personnel and recruiting staffers in the country by the On3.com website.

■ Texas Tech's 2023 class was ranked as high as No. 23 nationally by Rivals as McGuire and his staff inked 28 high school prospects, a key component to the Red Raiders' recruiting philosophy. It marked the highest-ranked Texas Tech recruiting class in more than a decade.

■ Texas Tech has reaped the benefits of McGuire's ties to the state of Texas in the year following his hire as the Red Raiders have signed two of their best classes now in history. The 2022 class, boosted by McGuire's hiring in November 2021, was ranked as high as 39th nationally by Rivals, a steady improvement from its spot in the 70s prior to his hire.



THE BRAND

The core tenant under McGuire revolves around The Brand, which stands for his desire that the Red Raiders be the "toughest, hardest-working, most-competitive team in the country." On his final interview for the Texas Tech position, McGuire described his vision for the Red Raider program using The Brand, which President Lawrence Schovanec said "describes West Texas."



60 MINUTES OF US

McGuire issued a new challenge to not only his team this summer but to all of Red Raider Nation: can opponents handle "60 Minutes of Us?" The "us" in that equation is not only the Red Raiders on the field but one of the top homefield advantages in college football. Since then, the phrase has become a rallying cry for McGuire and Texas Tech as a whole entering the 2023 season.



TAKE THREE UNIVERSITY

McGuire, a defensive coach at heart, heavily utilizes the phrase "Take Three" as a program. The phrase has transformed into a rallying cry from the defense with in-house video production signaling "one," "two" or "three" each time the Red Raiders create a takeaway. McGuire, prior to each game, regularly wears a t-shirt designed for the defense that says "Take Three University."



THE UNOFFICIAL HOME OF THE THSCA

Since his hire as Texas Tech's head coach, **Joey McGuire** has made it a point to brand the Red Raiders the "unofficial home of the Texas High School Coaches Association." Already a Hall of Famer, himself, McGuire has hired a charter staff filled with experience at both the collegiate and high school levels with four assistant coaches who have previous ties to the THSCA as well as a slew of support staff members.

TEXAS TECH FOOTBALL STAFF WITH THSCA TIES

Name	THSCA Position
Joey McGuire	Cedar Hill Head Coach (2003-16)
Kenny Perry	Arlington Bowie (2006-12)/Halton City (2004-05)/Sam Houston (2000-03)
Josh Cochran	Lindale H.S. Asst. Coach (2015)
Zarnell Fitch	Lincoln H.S. Head Coach (2013) / Asst. Coach (2011-12)
Jah'Shawn Johnson (Defensive GA)	Ennis H.S. Asst. Coach (2020-21)
Brian Nance (Dir. of Scouting)	Temple H.S. Asst. Coach (2018)
Dave Martin (Dir. of Player Development)	Cedar Hill H.S. Asst. Coach (1999-03)

Texas Tech also has three current student-athletes on its roster whose fathers are prominent high school coaches in the state in Allen's Lee Wiginton, the father of sophomore wide receiver **Haydon Wiginton**, Amarillo Tascosa's Ken Plunk, the father of junior defensive back **Joseph Plunk** and Eastland's James Morton, the father of sophomore quarterback **Behren Morton**. Lee Wiginton is the past president of the THSCA.



CEDAR HILL CONNECTIONS

- McGuire made his name in the coaching profession during his 14 seasons leading Cedar Hill High School in the Dallas-Fort Worth metroplex. McGuire has had five former Cedar Hill standouts on the Texas Tech roster already during his tenure, including three this season in sophomore outside linebacker **Charles Esters III**, redshirt freshman outside linebacker **Harvey Dyson III** and redshirt freshman defensive back **Jalon Peoples**. Peoples is the brother **Dimitri Moore**, who played his final season of collegiate eligibility under McGuire a year ago.
- While he did not graduate from Cedar Hill, **Jordan Brown** attended the high school up until his senior year as he was a freshman when McGuire departed for Cedar Hill. His older brother, Laquionte Gonzalez, was on a Cedar Hill team under McGuire that played in the Class 6A state title game as a senior in 2012.

NEWS & NOTES ON MCGUIRE...

- Texas Tech's win over Tarleton marked the 150th of McGuire's career as a head coach, combining both his success at Cedar Hill High School and at Texas Tech. McGuire was previously 141-42 over his 12 seasons leading Cedar Hill in the Dallas-Fort Worth metroplex from 2003-16 before moving to the college ranks as an assistant coach at Baylor from 2017 up until his hire at Texas Tech in November 2021.
- Entering his second season, McGuire will look to become only the second head coach in program history to lead the Red Raiders to bowl games in each of his first two seasons, joining the late **Mike Leach**, who pushed Texas Tech to a bowl game in each of his 10 seasons. McGuire previously became the eighth head coach in program history to lead the Red Raiders to a bowl game in his debut season a year ago and the 12th head coach to lead Texas Tech to a winning record in his first year.
- Texas Tech has hit the 40-point mark six times during McGuire's tenure as the Red Raiders are now a perfect 6-0 in those games following their win over Tarleton State.
- Texas Tech is 6-2 under McGuire when creating two or more takeaways in a game with the two losses coming at Wyoming and at West Virginia. Likewise, the Red Raiders are also 6-4 when giving up one or fewer turnovers per game as well.
- The Wyoming game marked the first overtime loss for the Red Raiders under McGuire, who has labeled similar close contests as "brand games" during his tenure. The Red Raiders were 3-0 in overtime games a year ago with wins over Houston, Texas and Oklahoma.

- McGuire 's eight-win debut finished one victory shy for the most by a first-year head coach in program history as **Dell Morgan** previously led the Red Raiders to a 9-2 record in 1941. In its now 99 seasons of football, Texas Tech has never had a head coach record at least eight wins in each of his first two seasons leading the Red Raiders.
- McGuire led the Red Raiders to a 5-4 record in Big 12 play a year ago, becoming the first head coach to notch a winning conference record (above .500) in his debut season since **David McWilliams** did so in 1986.
- The success the Red Raiders had in Big 12 play pushed Texas Tech to its most conference wins since 2009 and a fourth-place finish in the standings, its highest since the league went to a 10-team format in 2011. McGuire is the only head coach in program history to defeat both Texas and Oklahoma in the same season.
- Of the head coaches in Texas Tech's history, McGuire resembles **Spike Dykes** likely the best, not only for his charm and engaging personality but also his ties as a former high school head coach. Dykes spent a decade at the prep level with stops as an assistant in Eastland, Ballinger, San Angelo Central and then head coaching roles at Coahoma, Belton, Big Spring, Alice and Midland Lee.

TEXAS TECH HEAD COACHES IN FIRST TWO SEASONS

Name	Years	Record	Perc.	Bowls
E.Y. Freeland	1925-26	12-2-5	.763	None
Grady Higgenbotham	1929	1-7-2	.200	None
Pete Cawthon	1930-31	9-9	.500	None
Dell Morgan	1941-42	13-7-1	.643	One
DeWitt Weaver	1951-52	10-11-1	.477	One
JT King	1961-62	5-15	.333	None
Jim Carlen	1970-71	12-11	.522	One
Steve Sloan	1975-76	16-7	.696	One
Rex Dockery	1978-79	10-10-2	.500	None
Jerry Moore	1981-82	5-16-1	.250	None
David McWilliams	1986	7-5	.583	One
Spike Dykes	1987-88	11-10-1	.523	None
Mike Leach	2000-01	14-11	.560	Two
Tommy Tuberville	2010-11	13-12	.520	One
Kliff Kingsbury	2013-14	12-13	.480	One
Matt Wells	2019-20	8-14	.364	None
Joey McGuire	2022-23	9-8	.529	One

RECORD BREAKDOWN

	2023	Big 12	McGuire
Overall	1-3	0-1	9-8
at Jones AT&T Stadium	1-1	0-0	7-2
in Away Games	0-2	0-1	1-6
in Neutral Site Games	0-0	0-0	1-0
Day Games	0-1	0-1	3-4
Night Games (6 p.m. start or later)	1-2	0-0	6-4
vs. Top 25 teams	0-1	0-0	2-5
vs. Top 10 teams	0-0	0-0	0-2
vs. Unranked Teams	1-2	0-1	7-3
Scoring first	1-3	0-1	7-4
Opponents score first	0-0	0-0	2-4
Leading at halftime	1-1	0-0	7-2
Trailing at halftime	0-2	0-1	2-6
Tied at halftime	0-0	0-0	0-0
Leading after third quarter	1-1	0-0	8-2
Trailing after third quarter	0-1	0-1	1-4
Tied after third quarter	0-1	0-0	0-2
Overtime games	0-1	0-0	3-1
Scoring less than 20 points	0-1	0-1	1-3
Scoring 20-29 points	0-0	0-0	0-2
Scoring 30-39 points	0-2	0-0	2-3
Scoring 40-49 points	1-0	0-0	4-0
Scoring 50+ points	0-0	0-0	2-0
Allowing less than 20 points	1-0	0-0	4-0
Allowing 20-29 points	0-1	0-1	2-2
Allowing 30-39 points	0-2	0-0	2-4
Allowing 40+ points	0-0	0-0	1-2
Rushing for less than 100 yards	0-1	0-0	0-2
Rushing for 100-199 yards	0-2	0-1	5-6
Rushing for 200+ yards	1-0	0-0	4-0
Passing for less than 300 yards	1-2	0-1	4-5
Passing for 300-399 yards	0-1	0-0	3-3
Passing for 400+ yards	0-0	0-0	2-0
Totaling less than 300 yards of total offense	0-0	0-0	1-0
Totaling 300-399 yards of total offense	0-1	0-1	0-4
Totaling 400-499 yards of total offense	1-2	0-0	4-3
Totaling 500-599 yards of total offense	0-0	0-0	3-1
Totaling 600+ yards total offense	0-0	0-0	1-0
Allowing less than 100 yards rushing	0-0	0-0	3-0
Allowing 100-199 yards rushing	1-3	0-1	4-5
Allowing 200+ yds rushing	0-0	0-0	2-3
Allowing less than 200 yards passing	1-2	0-1	1-5
Allowing 200-299 yards passing	0-0	0-0	6-2
Allowing 300-399 yards passing	0-1	0-0	1-1
Allowing 400+ yards passing	0-0	0-0	1-0
Allowing less than 300 yards total offense	0-1	0-1	2-2
Allowing 300-399 yards total offense	1-1	0-0	2-1
Allowing 400-499 yards of total offense	0-1	0-0	2-5
Allowing 500+ yards of total offense	0-0	0-0	3-0
Leading turnover margin	1-2	0-1	5-2
Trailing turnover margin	0-1	0-0	4-6
Tied in turnover margin	0-0	0-0	0-0
Having 0 takeaways	0-1	0-0	2-3
Having 1 takeaway	0-0	0-0	1-3
Having 2 takeaways	0-2	0-1	3-2
Having 3 or more takeaways	1-0	0-0	3-0
Having 0 turnovers	0-1	0-1	3-1
Having 1 turnover	1-1	0-0	3-3
Having 2 turnovers	0-0	0-0	1-0
Having 3 or more turnovers	0-1	0-0	2-4
Leading in time of possession	0-0	0-0	6-2
When trailing in time of possession	1-3	0-1	3-6

OFFENSIVE STAT NOTABLES

CAREER 100+ RUSHING YARD GAMES

Tahj Brooks (6)		
Date	Rush Yards	Opponent
Sept. 4, 2021	134	Houston
Sept. 11, 2021	103	Stephen F. Austin
Dec. 28, 2021	107	Mississippi State
Oct. 22, 2022	107	West Virginia
Sept. 16, 2023	158	Tarleton
Sept. 23, 2023	149	West Virginia

Tyler Shough (2)		
Date	Rush Yards	Opponent
Dec. 28, 2022	111	Ole Miss
Sept. 9, 2023	101	Oregon

Xavier White (2)		
Date	Rush Yards	Opponent
Oct. 3, 2020	113	Kansas State
Dec. 5, 2020	135	Kansas

GAMES WITH A RUSHING TD							
Player	'19	'20	'21	'22	'23	Career	
Brooks, Tahj	--	3	5	4	1	13	
Shough, Tyler	--	2*	2	4	2	10	
White, Xavier	--	2	3	--	--	5	
Price, Myles	--	1	1	--	--	2	
Morton, Behren	--	--	--	2	--	2	
Hutchings, Jaylon	--	--	--	1	--	1	

GAMES WITH MULTIPLE RUSHING TDs							
Player	'19	'20	'21	'22	'23	Career	
Brooks, Tahj	--	1	2	2	--	5	
Shough, Tyler	-	-	-	-	1	1	

*Indicates games played prior to arrival at Texas Tech

ACTIVE EXPLOSIVE YARDAGE LEADERS | RUSHING

Tahj Brooks (15)		
Date	Yards	Opponent
Sept. 11, 2021	67	SFA
Nov. 13, 2021	51	Iowa St.
Sept. 4, 2021	44	Houston
Sept. 4, 2021	41	Houston
Sept. 16, 2023	38	Tarleton St.
Dec. 28, 2022	37	Ole Miss
Sept. 9, 2023	35	Oregon
Oct. 29, 2022	31	Baylor
Dec. 5, 2020	28	Kansas
Sept. 23, 2023	27	West Virginia
Sept. 3, 2022	23	Murray State
Oct. 23, 2021	23	K-State
Sept. 16, 2023	22	Tarleton St.
Nov. 5, 2022	21	TCU
Oct. 22, 2022	20	West Virginia

2023 ALL-PURPOSE YARDAGE LEADERS		
Player	APP Yards	Opponent
Tahj Brooks	158	vs Tarleton
Tahj Brooks	155	at West Virginia
Drae McCray	126	at West Virginia
Tyler Shough	101	vs Oregon
Jordan Brown	96	at Wyoming
Tahj Brooks	89	vs Oregon
Jerand Bradley	88	at Wyoming
Jerand Bradley	83	vs Oregon



RB TAHJ BROOKS

BROOKS TIME OFF TO STRONG START

■ Possibly no other Red Raider has had a better start to the 2023 season than **Tahj Brooks**, who enters this weekend ranked 12th in the FBS and third in the Big 12 with 412 rushing yards through only four games. Brooks has rushed for 100 yards in each of the past two games with a career-high 158 yards on the ground versus Tarleton State followed by 149 yards this past weekend at West Virginia.

■ With his performance at West Virginia, Brooks became the first Red Raider to rush for at least 140 yards in consecutive games since **DeAndre Washington** combined for 421 yards over the final two games of the 2015 regular season versus Kansas State and Texas. The performance marked the second time in Brooks' career that he has hit the 100-yard mark in back-to-back weeks since doing so in the first two games of the 2021 season against Houston and Stephen F. Austin. He now has six 100-yard performances in his career.

■ If Brooks can reach the 100-yard mark again this weekend versus Houston, it would mark the first time a Red Raider had rushed for 100 yards in three-consecutive games since Washington did so over the final three games of the 2015 regular season against West Virginia, Kansas State and Texas. That also marked the last time a Red Raider had rushed for at least 100 yards in consecutive Big 12 games.

■ Brooks has set new career highs for attempts each of the past two weeks as he carried 19 times versus Tarleton State and then 25 times at West Virginia.

■ Brooks' 412 rushing yards through the first four games of the season are the most for a Red Raider during that span since Washington had 475 yards at the same point in the 2015 season. Brooks is only the fifth Red Raider in the Big 12 era and only the third since Texas Tech moved to a spread offense in 2000 to record at least 400 rushing yards in the first four games of the season. He joins Doak Walker winner **Byron Hanspard** (1996), **Ricky Williams** (1998), Washington (2015) and **Eric Stephens** (2011) on that list.

MOST RUSHING YARDS THROUGH 4 GAMES (BIG 12 ERA)

Name	Season	Att.	Yards	TDs
Byron Hanspard	1996	109	825	7
Ricky Williams	1998	140	770	8
DeAndre Washington	2015	58	475	5
Eric Stephens	2011	86	463	7
Tahj Brooks	2023	61	412	1

THREE-TIME TEAM RUSHING LEADERS

■ Brooks, who had 691 rushing yards and seven touchdowns a year ago, is looking to become the first Red Raider since **Baron Batch** (2008-10) to lead Texas Tech in rushing over

three-consecutive seasons. In the process, he would become the ninth Red Raider since 1950 to lead the team in rushing in three-consecutive seasons. That list includes the likes of **Batch** (2008-10), **Taurean Henderson** (2002-05), **Byron Hanspard** (1994-96), **Byron "Bam" Morris** (1991-93), **James Gray** (1986-89), **Larry Isaac** (1974-76), **Donnie Anderson** (1963-65) and **Bobby Cavazos** (1951-53). **Ricky Williams** (1997-98; 2000-01) also led the team in rushing four times over his career but not over three-consecutive seasons.

CLIMBING THE RECORD BOOK

■ Brooks needs 76 rushing yards this weekend to reach 2,000 for his career, which will make him the 16th Red Raider in program history to reach the mark and the second in as many years. **SaRodorick Thompson Jr.**, who shared the backfield with Brooks the past two seasons, hit the 2,000-yard mark early in his final season as a Red Raider a year ago.

■ If Brooks is able to maintain this pace, he will become the first Red Raider to rush for 1,000 yards in a season since **DeAndre Washington** totaled 1,492 yards on the ground in 2015. Washington, who also hit the 1,000-yard mark in 2014 as well, is the only Red Raider to reach the century mark in a season since Texas Tech moved to a spread offense prior to the 2000 campaign.

■ Brooks will also be looking to place his name in the all-time Texas Tech record book as he needs 575 rushing yards over the final eight regular-season games and possible bowl to match **Baron Batch** for 10th all-time on the career rushing chart.

TEXAS TECH CAREER RUSHING LEADERS

Name (Years)	Yards
9. Larry Isaac (1973-76)	2,633
10. Baron Batch (2006, 2008-10)	2,501
11. Donny Anderson (1963-65)	2,280
12. Shannon Woods (2005-08)	2,249
13. Doug McCutchen (1970-72)	2,222
14. Bobby Cavazos (1951-53)	2,137
15. Billy Taylor (1974-77)	2,135
Tahj Brooks (2020-present)	1,926

GIVING BACK TO HIS HOMETOWN

■ Brooks returned to his hometown of Manor, Texas (outside of Austin) this past summer to host his first summer camp for local kids in his hometown. The camp, which is allowed now due to changes in Name-Image-Likeness (NIL) rules, attracted more than 200 students in Brooks' hometown where he rushed for at least 1,000 yards three times during his prep career. Brooks totaled more than 4,400 rushing yards and 65 total touchdowns as a four-year letterwinner for the Mustangs.





MORTON SET FOR FIFTH CAREER START

With the injury to Tyler Shough, sophomore **Behren Morton** will make his fifth career start at quarterback Saturday against Houston. Morton, who made four starts in Big 12 play a year ago, has thrown for 1,347 yards and 10 touchdowns already in his career, including 230 passing yards and three scores in limited duty already this season.

Morton threw for at least 300 yards in each of his first two starts last season, finishing with 379 yards and two touchdowns at Oklahoma State and then 325 yards and two more scores in a win over West Virginia. He departed his final start of the year at TCU early due to an injury.

INSIDE THE NUMBERS WITH MORTON

Opponent	Comp	Att.	TD	INT	Yds.	LG	Run	Yds.	TD
Oklahoma St.	39	62	2	1	379	36	17	53	1
West Virginia	28	45	2	0	325	55	8	17	0
Baylor	11	34	1	3	152	39	6	6	1
TCU	7	10	1	0	79	47	6	-2	0
Totals in Starts	85	151	6	4	935	55	37	74	2
Career Totals	118	222	10	7	1,347	55	55	93	2

OFFENSIVE NOTEBOOK

THE INJURY BUG STRIKES AGAIN

■ The injury bug has returned to the Texas Tech quarterback room as Tyler Shough will miss significant time moving forward due to a leg injury. This will be the seventh-consecutive season Texas Tech has utilized multiple starting quarterbacks and the 11th time in the past 15 years. **Patrick Mahomes II** (2015-16) and **Seth Doege** (2011-12) are the only two quarterbacks during that stretch to not miss a start in a season since 2009.

TEXAS HIGH SCHOOL FOOTBALL ROYALTY

■ The son of a Texas high school coach, **Behren Morton** was the highest-rated quarterback to ever sign with Texas Tech as he was a consensus four-star prospect as part of the 2021 class, ranking sixth nationally among pro-style quarterbacks. Morton grew up in Lubbock for part of his youth as his father, James Morton, was the head football coach at Monterey High School in Lubbock for 11 years.

MORTON NOTABLES FROM 2022

■ Morton became the eighth Texas Tech freshman to make his first career start at quarterback during the Big 12 era, joining **Kliff Kingsbury** (1999), **Seth Doege** (2009), **Baker Mayfield** (2013), **Davis Webb** (2013), **Patrick Mahomes II** (2014), **Alan Bowman** (2018) and teammate **Donovan Smith** (2021). Among that group, Morton was the sixth quarterback to make his first career start against a Big 12 foe.

■ During the Big 12 era (1996-present), Morton's 379 passing yards against Oklahoma State were the third-highest total for a Red Raider making his starting debut against a conference opponent. He trailed only the 490 passing yards **Steven Sheffield** compiled versus Kansas State in 2009 and the 415 yards **Davis Webb** totaled against Iowa State in 2013. Webb's outing is the only freshman performance that has topped Morton's numbers from the Oklahoma State game.

■ Morton's performance against Oklahoma State alone marked the 10th time since 1999 that a Red Raider has thrown for 300 yards in his first career start.

■ Despite it being his first career start, that didn't stop offensive coordinator **Zach Kittley** from airing it out as Morton recorded 62 passing attempts, the second-highest total for a Red Raider in his starting debut during the Big 12 era behind **Sonny Cumbie's** 66 attempts in 2004. It marked the most passing attempts for an FBS freshman making his starting debut since **Jared Goff** had 64 on Aug. 31, 2013, in Cal's season-opening loss to Northwestern.

■ Morton was only the second Red Raider in the Big 12 era and the only freshman quarterback to make his first career start against a ranked opponent as he joined **Jackson Tyner**, who was 1-of-5 in limited action at No. 6 Oklahoma in 2019.

■ Morton was the eighth Red Raider in the Big 12 era to throw for at least 300 yards in his first two career starts, joining the likes of **Nic Shimonek** (2017), **Webb** (2013), **Mayfield** (2013), **Taylor Potts** (2009), **Graham Harrell** (2006), **Cody Hodges** (2005) and **Cumbie** (2004). Of that group, only Webb is the only other Red Raider to do so versus two Big 12 opponents.

KITTLEY AMONG NATION'S YOUNGEST OCs

■ **Zach Kittley**, who turned 32 in August, ranks as the third-youngest power-five offensive coordinator in the country, trailing only a former assistant of his in Ben Arbuckle at Washington State as well as Charlie Weis Jr. at Ole Miss and Tommy Rees at Alabama. Kittley is the sixth-youngest offensive coordinator overall in the FBS.

■ Texas Tech ended the 2022 season averaging 34.2 points per game, which marked the 21st time in the past 22 years that the Red Raiders averaged at least 30.0 points per game. The average was the Red Raiders' highest clip since 2018.

■ Kittley previously served in various roles under **Kliff Kingsbury** from 2013-17, rising from a student assistant to graduate assistant and assistant quarterbacks coach in his final three seasons. Kittley worked alongside Kingsbury in the development of **Patrick Mahomes II**, tutoring the future NFL MVP into becoming the nation's leading passer in 2016 and an eventual top-10 selection by the Kansas City Chiefs.

■ Mahomes is one of two NFL quarterbacks to tutor under Kittley as he spent three years mentoring **Bailey Zappe** at both Houston Baptist and Western Kentucky. Zappe, who heard his name called in the fourth round of the 2022 NFL Draft by the New England Patriots, set the NCAA FBS records for single-season passing yards (5,967) and passing touchdowns (62) as a senior for the Hilltoppers in 2021, both records that were previously held by former Red Raider **B.J. Symons** (2003).

YOUNGEST OFFENSIVE COORDINATORS IN POWER FIVE

Name	School	Age
Ben Arbuckle	Washington State	27
Charlie Weis Jr.	Ole Miss	30
Tommy Rees	Alabama	31
Zach Kittley	Texas Tech	32
Nate Scheelhaase	Iowa State	32
Collin Klein	Kansas State	32
Garrett Riley	Clemson	33

OFFENSIVE STAT NOTABLES

CAREER 300+ YARD PASSING GAMES

Tyler Shough (5)

Date	Pass Yards	Opponent
Nov. 14, 2020	312	at Washington State
Nov. 21, 2020	334	UCLA
Sept. 18, 2021	399	FIU
Nov. 26, 2022	436	Oklahoma
Sept. 2, 2023	338	at Wyoming

CAREER 300+ YARD PASSING GAMES

Behren Morton (2)

Date	Pass Yards	Opponent
Oct. 8, 2022	379	at Oklahoma State
Oct. 22, 2022	325	vs West Virginia

CAREER 100+ RECEIVING YARD GAMES

Jerand Bradley (3)

Date	Rec. Yards	Opponent
Sept. 3, 2022	108	Murray State
Oct. 8, 2022	119	Oklahoma State
Nov. 26, 2022	173	Oklahoma

Loic Fouonji (2)

Date	Rec. Yards	Opponent
Sept. 3, 2022	110	Murray State
Dec. 28, 2022	100	Ole Miss

Myles Price (1)

Date	Rec. Yards	Opponent
Nov. 13, 2021	175	Iowa State

Xavier White (3)

Date	Rec. Yards	Opponent
Aug. 31, 2018	107	Montana State
Oct. 1, 2022	120	K-State
Oct. 22, 2022	139	West Virginia

CAREER GAMES WITH A RECEIVING TD

Player	'19	'20	'21	'22	'23	Career
Price, Myles	--	1	2	2	3	8
Bradley, Jerand	--	--	--	5	3	8
White, Xavier	1	--	1	3	--	5
Fouonji, Loic	--	1	1	3	--	5
Tharp, Mason	--	--	--	2	2	4
Sparkman, J.J.	--	--	2	1	--	3
Martinez, Nehemiah	--	--	--	2	--	2
Cupp, Baylor	--	--	--	2	--	2
Brooks, Tahj	--	--	--	1	--	1
Boyd, Brady	--	--	--	1	--	1
Teeter, Henry	--	--	--	1	--	1
York, Jaden	--	--	--	--	1	1
Brown, Jordan	--	--	--	--	1	1

CAREER GAMES WITH MULTIPLE RECEIVING TDs

Player	'19	'20	'21	'22	'23	Career
Bradley, Jerand	--	--	--	1	--	1
Fouonji, Loic	--	--	--	1	--	1

ON THIS DATE...



TEXAS TECH 31, TEXAS A&M 27

Date: Sept. 30, 2006

Location: College Station, Texas | Attendance: 85,979

Recap: Texas Tech's victory at Texas A&M in 2006 remains one of the most-memorable wins in school history as Graham Harrell found Robert Johnson for their third touchdown connection with 26 seconds remaining to stun the crowd at Kyle Field.

TEXAS TECH ALL-TIME ON SEPT. 30

Year	Opponent	Result
2017	#15 Oklahoma State	L, 34-41
2006	at Texas A&M	W, 31-27
2000	at Texas A&M	L, 15-33
1995	at Baylor	L, 7-9
1989	at Baylor	L, 15-29
1978	#6 Texas	L, 7-24
1972	#12 Texas	L, 20-25
1967	at #8 Texas	W, 19-13
1961	at #6 Texas	L, 14-42
1950	vs. Texas A&M (in San Antonio)	L, 13-34
1944	Texas A&M	L, 14-27
1939	Texas Wesleyan	W, 30-0
1938	at Duquesne	W, 7-6

NEXT WEEKEND'S OPPONENT



Date/Time/TV	Oct. 7 / 7 p.m. / ESPN2
Location	McLane Stadium (Waco, Texas)
Series Record	Baylor leads 41-39-1
Series in Waco	Baylor leads 20-11

LAST FIVE MEETINGS VERSUS BAYLOR

Date	Loc.	W/L	TTU	BU	Att.
Nov. 24, 2018	N	L	24	35	27,308
Oct. 12, 2019	A-MS	L-20T	30	33	47,264
Nov. 14, 2020	H-JS	W	24	23	12,914
Nov. 27, 2021	A-MS	L	24	27	43,901
Oct. 29, 2022	H-JS	L	17	45	60,705

SERIES NOTES

- Saturday's contest will mark the second for Texas Tech head coach **Joey McGuire** against his former school in Baylor. The Bears represented McGuire's first position at the collegiate level as he served in a variety of roles at Baylor, coaching the tight ends from 2017-18, the defensive ends in 2019 and then the outside linebackers in 2020-21. He was promoted to associate head coach prior to the 2019 season.
- Texas Tech and Baylor boast one of the longest-running series in the Big 12 as the two schools have met annually since 1956 dating back to their time in the Southwest Conference. Baylor controlled a 19-17 advantage over the Red Raiders during their SWC tenure but immediately lost its next 15 games in the series upon entering the Big 12 in 1996.

NO ONE IS MORE AGGRESSIVE

- Much was said about **Joey McGuire's** aggressive approach to fourth downs in 2022 as Texas Tech finished 33-of-52 on conversion attempts, which ranked first nationally for both total successful conversions and attempts. The Red Raiders were third in the Big 12 and 16th nationally with a .635 conversion percentage.
- Since McGuire took over as Texas Tech's head coach, the Red Raiders lead the FBS with 66 total fourth-down attempts and 43 total conversions (65.2 percent). Baylor also has 39 conversions during that span on 62 attempts to rank second in both categories nationally.
- The Red Raiders enter this weekend ranked second in the FBS with 10 total conversions and tied for fifth with 14 fourth down attempts. Army is the only school in the country with more fourth down conversions this season with 13 (on 14 opportunities), while West Virginia, USF, Hawaii and Baylor lead the FBS with 15 total attempts. Texas Tech currently ranks tied for 20th in the FBS with a .714 conversion percentage.
- Texas Tech has turned fourth down conversions into points in each of the past two weeks with 10 points as a result in both the Tarleton State and West Virginia games. Texas Tech totaled 129 points as a result of its fourth down conversions a year ago, finishing with an astounding plus-78 advantage overall.
- Texas Tech was 5-for-8 on fourth down attempts at West Virginia, which tied the second-most conversions in a FBS game this season and the most attempts nationally. Baylor also had five fourth down conversions Sept. 16 against LIU, while Army has the national lead after going 6-for-6 on attempts versus UTSA on Sept. 15. Texas Tech's season high for fourth down conversions a year ago was also six.
- Texas Tech is 9-4 under McGuire when it was tied or leading the plus/minus scale on its fourth-down decisions with three of those losses coming this season. The only loss from the 2022 season came at Oklahoma State.

RED RAIDERS ON FOURTH DOWN ATTEMPTS IN 2023

Game	4th Downs	Pts. Gained	Pts. Lost	+/-
Wyoming	2-2	0	0	0
Oregon	1-2	0	3	-3
Tarleton St.	2-2	10	0	+10
West Virginia	5-8	10	3	+7
Houston	--	--	--	--
Baylor	--	--	--	--
Kansas State	--	--	--	--
BYU	--	--	--	--
TCU	--	--	--	--
Kansas	--	--	--	--
UCF	--	--	--	--
Texas	--	--	--	--
2023 Totals	10-14	20	6	+14
2022 Totals	33-52	129	51	+78
2022 thru 5 Games	10-18	41	20	+21

NEWS AND NOTES ON THE OFFENSE

- Texas Tech has scored first in all four games this season and has done so now in 11 of 15 games during **Joey McGuire's** tenure as head coach.
- **Jerand Bradley** has started his sophomore season much like he finished his freshman campaign from a year ago as he has a team-leading 20 receptions for 241 yards and three touchdowns. Bradley matched his career high with eight receptions in the season opener at Wyoming, finishing with 88 yards and a touchdown before adding five catches for 83 yards and another score versus Oregon. He caught his third touchdown pass of the season at West Virginia, which now ranks third in the Big 12. Bradley led all Big 12 freshmen and ranked third among FBS freshmen for receiving yards overall,

■ Bradley's streak of four-consecutive games with a touchdown reception came to an end against Tarleton State as it was the longest streak by a Red Raider since **Erik Ezukanma** found the end zone through the air over five-consecutive games over the course of the 2019-20 seasons. During that four-game stretch, Bradley caught 29 passes and was averaging 108.0 yards a contest.

■ Over his career, **Xavier White** has succeeded as both a running back and wide receiver over his Texas Tech career. Now in his final season, White is one of only two Red Raiders since 2000 to record multiple games with at least 100 rushing yards as well as two more 100-yard receiving performances. He joined **Taurean Henderson** on that list. His most recent 100-yard receiving performance came a year ago with 139 yards versus West Virginia.

■ **Myles Price** leads all returning Red Raiders in career receptions and receiving yards as he has caught 130 passes for 1,459 yards over the previous three-plus seasons. Price, who has totaled at least 500 receiving yards each of the past two seasons, saw his three-game streak of catching a touchdown pass snapped at West Virginia as he was limited offensively. He was previously the first Red Raider to be on the receiving end of a touchdown catch in each of the first three games to a season since **KeSean Carter** in 2020.

■ Texas Tech has to have one of the lengthiest passing threats in the country this season in 6-9 tight end **Mason Tharp**, who has a receiving touchdown in two of the past three games. Tharp caught four passes for 37 yards and a score versus Oregon and followed with three catches for 43 yards and another touchdown versus Tarleton State. His touchdown versus the Texans was a 28-yard strike from **Tyler Shough**, marking the longest reception thus far in his career.

■ **Jordan Brown** has added to the Red Raider passing attack with two games with at least 50 receiving yards as he caught two passes for 51 yards at Wyoming before posting a career night versus Tarleton State with six catches for 73 yards and his first-ever touchdown. Brown, who was making his first career start against the Texans, currently ranks second on the team with 151 receiving yards and fourth overall with 10 receptions.

PLENTY OF EXPERIENCE BACK UP FRONT

- If there was a perceived weakness to the Red Raider offense in 2022, it was the inexperience along the offensive line as offensive coordinator **Zach Kittley** and offensive line coach **Stephen Hamby** were looking to reshape a unit that lost three starters from the previous year. Now, that same group could be seen as a major strength for the Red Raiders this year as four of five starters return to go along with the signing of **Rusty Staats**, a 27-game starter at Western Kentucky.
- Texas Tech's 141 career starts among its offensive line entering the 2023 season ranked sixth in the FBS and second in the Big 12, only behind Houston. The Red Raiders also boasted 209 games played among its offensive linemen, a figure that led the Big 12 and ranked 10th in the FBS.

NCAA FBS OFFENSIVE LINE LEADERS IN CAREER STARTS

School	Starts
Florida State	214
Duke	179
Hawaii	178
Michigan	147
Houston	145
Texas Tech	141
West Virginia	132
Oklahoma State	130
Kansas	128

* starts are reflective of totals entering 2023 season.



TONY & JAYLON SHOW RETURNS

Texas Tech's prospects for the 2023 season got a boost this past December when the duo of **Jaylon Hutchings** and **Tony Bradford Jr.** announced their return for a final year of eligibility. The pair has formed one of the Big 12's top interior units the past four-plus seasons as they have combined to make 79 starts between the two with 279 tackles, 50.0 tackles for loss and 21.0 sacks.

The duo combined for 66 pressures in 2022, according to *Pro Football Focus*, with Bradford leading the way with 35 followed by Hutchings with 31 of his own. The two combined to become one of only three FBS duos of interior defensive linemen to record 30 or more pressures each this past season. Hutchings was the third-highest graded interior defensive lineman (84.5) by PFF in the Big 12 last season and was ninth overall among his power-five counterparts. The nose tackle recorded 50 tackles on the season, which led all down-linemen, to go along with 5.5 tackles for loss and 1.5 sacks. He has 149 tackles for his career, including 18.5 tackles for loss and 7.5 sacks.

DEFENSIVE NOTEBOOK

ADD "RB" TO HIS NAME

■ Not many defensive linemen in college football have a carry on their career stat sheet, let alone three. **Jaylon Hutchings** can proudly boast he might be the rare exception, however, as he was used on two offensive snaps during the regular-season finale against Oklahoma a year ago. On the first play, he was targeted on a pass attempt that was out of his reach, but on the very next play, Hutchings rushed the ball for a 1-yard touchdown. He also totaled nine yards on the ground in 2019 as part of two fake punt attempts. Hutchings, a former running back despite his size at Forney High School, was included prior to each of the last two seasons on the annual "Freaks List" column by Bruce Feldman of *The Athletic*.

THE MAYOR

■ Now in his fifth year in Lubbock, **Tony Bradford Jr.** has earned a new nickname by head coach **Joey McGuire**: "The Mayor." The nickname is a result of Bradford's consistent presence in the West Texas community, a distinction that earned him national recognition last season as part of the Allstate AFCA Good Works Team. Bradford became the fourth Red Raider student-athlete all-time to be recognized on the Good Works Team.

■ Bradford is the driving force behind a Texas Tech football program that has committed more than 3,500 hours of community service the past three years alone, contributing to visits to local elementary and junior high schools, the Ronald McDonald House, the Texas Boys Ranch, South Plains Food Bank, Habitat for Humanity, Burgers and Badges and area children's homes.

■ In addition to his role in the community, Bradford has taken steps to advance his future career in law enforcement by serving as a security guard with the Texas Tech Police Department. Bradford, who lists becoming a police chief as his goal after football, has worked with the police department each of the past four springs to gain valuable knowledge of the profession. During the spring, Bradford will often go from a morning workout, to a class to potentially riding along with a member of the Texas Tech police department to protect his peers on campus.

■ Bradford was named the "honorary mayor" of Lubbock by actual city of Lubbock Mayor Tray Payne on Dec. 28, 2022, prior to the Red Raiders' victory over Ole Miss in the Texas Bowl. Bradford has since visited City Hall this past offseason in addition to being a regular at community events involving law enforcement agencies.

OLB ROOM A SPECIALITY OF DERUYTER

■ After losing a top-10 draft pick in **Tyree Wilson**, Texas Tech will rely on the tandem of **Myles Cole** and **Steve Linton** to pair on the outside of interior defensive linemen **Tony Bradford Jr.** and **Jaylon Hutchings**. Cole resembles Wilson in size, measuring 6-6, 285 pounds with a wingspan at 86 inches, which is slightly longer than Wilson's impressive numbers from the NFL Combine (35 5/8-inch wingspan). Cole can also bend and move around tackles as the Texas Tech strength staff clocked him with a max speed of 20.3 mph this past summer. Cole delivered his first multi-sack game of his career versus Tarleton State as the edge rusher got to the quarterback twice in the win.

■ In addition, Texas Tech brings back sophomore **Joseph Adedire**, who made six starts late in the 2022 season as only a true freshman, as well as senior **Bryce Ramirez** and sophomores **Charles Esters III** and **Terrell Tilmon**. Returning outside linebacker **Isaac Smith**, who emerged late in the 2022 season as one Texas Tech's top young prospects, has already been declared as out for the season with an injury.

■ Wilson, who was selected seventh overall by the Las Vegas Raiders, became the third rush end type player to be selected within the first 10 picks of the NFL Draft during defensive coordinator **Tim DeRuyter's** career. DeRuyter has coached 17 NFL Draft selections during his career now, which includes a pair of other defensive ends/edge linebackers like Wilson who were selected in the first round such as **Kayvon Thibodeaux** at Oregon and **Von Miller** at Texas A&M.

MAJOR SIZE BACK IN THE SECONDARY

■ It's really hard not to like the size Texas Tech returns in the secondary this season in 6-3 corners **Malik Dunlap** and **Rayshad Williams** as well as two rangy safeties in **C.J. Baskerville** and **Tyler Owens**. Baskerville also measures at 6-3 in height, while Owens is 6-2, giving Texas Tech what has to be one of the tallest secondaries in college football.

■ This is the sixth collegiate season for both Dunlap and Williams, who own similar journeys to Texas Tech after arriving as transfers. Dunlap arrived in Lubbock by way of N.C. State, while Williams came from the opposite coast at UCLA.

■ Dunlap is coming off his first-career game with multiple interceptions as he picked off two passes versus Tarleton State, returning the first 52 yards for Texas Tech's opening touchdown. It was the first start of the season for Dunlap, who became the first Red Raider to intercept two passes in a game since **Douglas Coleman III** did so at Arizona in 2019. His pick-six was the first by a Red Raider since **Marquis Waters** found

DEFENSIVE STAT NOTABLES

CAREER 10+ TACKLE GAMES

Jesiah Pierre (2)

Date	Tackles	Opponent
Sept. 2, 2023	14	Wyoming
Sept. 23, 2023	12	West Virginia

Dadrión Taylor-Demerson (1)

Date	Tackles	Opponent
Sept. 9, 2023	12	Oregon

Ben Roberts (2)

Date	Tackles	Opponent
Sept. 9, 2023	12	Oregon
Sept. 23, 2023	11	West Virginia

GAME-BY-GAME TACKLE LEADERS

Opponent	Tackles	Player
Wyoming	14	Jesiah Pierre
Oregon	12	Taylor-Demerson/Roberts
Tarleton State	6	C.J. Baskerville/Ty Kana
West Virginia	12	Jesiah Pierre
Houston		
Baylor		
Kansas State		
BYU		
TCU		
Kansas		
UCF		
Texas		

NEWCOMER TRACKER

TRANSFERS

	GP/GS
Rusty Staats	4/4
Braylyn Lux	3/3
Steve Linton	3/3
C.J. Baskerville	3/2
Drae McCray	4/0
Reese Burkhardt	4/0
Terrell Tilmon	4/0
Quincy Ledet Jr.	4/0

TRUE FRESHMEN

	GP/GS
Brenden Jordan	4/2
Chapman Lewis	3/0
Jordan Sanford	3/0
Dylan Spencer	2/0
Miquel Dingle Jr.	2/0
Braylon Rigsby	1/0
John Curry	1/0

TEXAS TECH BOWL HISTORY

Texas Tech is looking to make its 40th postseason bowl appearance this season, which ranks among the top-25 programs all-time in bowl games played. The Red Raiders rank tied for third among current Big 12 Conference programs in bowl appearances.

SCHOOL	APPEARANCES
1. Alabama	70
2. Texas	58
Georgia	58
4. USC	56
Oklahoma	56
6. Tennessee	55
7. Nebraska	53
LSU	53
Ohio State	53
10. Penn State	52
11. Michigan	50
12. Florida	49
13. Florida State	47
13. Georgia Tech	46
Auburn	46
16. Arkansas	44
Clemson	44
18. Miami (Fla.)	43
Texas A&M	43
20. Washington	41
21. Texas Tech	40
Mississippi	40
West Virginia	40
BYU	40
25. Notre Dame	39

MILESTONE VICTORIES

Texas Tech entered the 2023 season with 590 victories in its 98 complete seasons of football.

NO.	DATE	SCORE	OPPONENT	PLACE
1	Oct. 17, 1925	30-0	Montezuma	Lubbock
50	Sept. 29, 1934	24-7	McMurry	Lubbock
100	Oct. 3, 1941	16-6	Oklahoma A&M	Stillwater
150	Nov. 26, 1949	23-13	Hardin-Simmons	Lubbock
200	Sept. 17, 1960	38-14	West Texas State	Lubbock
250	Oct. 10, 1970	21-7	Texas A&M	College Station
300	Sept. 10, 1977	17-7	Baylor	Waco
350	Nov. 7, 1987	36-35	TCU	Lubbock
400	Dec. 27, 1995	55-41	Air Force	Tucson, Ariz.
450	Aug. 30, 2003	58-10	SMU	Lubbock
500	Nov. 1, 2008	39-33	No. 1 Texas	Lubbock
550	Nov. 14, 2015	59-44	Kansas State	Lubbock

Current All-Time Victories: 590 wins

THE BRAND ON TEXASTECH+

The Brand is more than just a saying. It's a lifestyle. See how it played out for Joey McGuire and his program throughout preseason camp through The Brand: Season Two, airing now on TexasTech+, the official digital platform of Texas Tech Athletics. The new platform is available on AppleTV, Roku and any Amazon platform and features behind-the-scenes content from the Red Raiders and every Texas Tech program.

TEXASTECH+

the end zone versus Florida International in 2021. He followed with another interception this past weekend at West Virginia, pushing him into a tie for the FBS lead with three this season. He is the first Red Raider to combine for three interceptions over a two-game span since Coleman had the same total versus Oklahoma State and Baylor in 2019.

- In his two-plus seasons as a Red Raider, Dunlap has used his size to become one of the top pass defenders in the country. He ranked second in the Big 12 and tied for 17th in the FBS in 2022 with 12 pass breakups, eventually earning him All-Big 12 second team honors by the conference coaches.

- Dunlap and Williams are two of three regular starters back for the Red Raiders in the secondary, joining fellow super senior **Dadrion Taylor-Demerson**, who has made 28 starts over his career and currently ranks among the nation's top tacklers. Taylor-Demerson currently shares the Big 12 lead in solo tackles per game with teammate **Jesiah Pierre** as the pair are both averaging 5.8 solo stops per game, which also ranks 10th in the FBS.

- Owens, meanwhile, made two starts a year ago, including in the TaxAct Texas Bowl where he matched his career high with six tackles to go along with his first career interception. Owens ranked 29th on the annual Freaks List compiled by *The Athletic's* Bruce Feldman due to his overall athleticism with a vertical jump over 40 inches and a clocked running speed at more than 23 miles per hour in a game.

PUTTING OUT THE FIRE

- Texas Tech was one of the most-successful teams nationally in 2022 in limiting opponents in the red zone, all part of a philosophy by **Joey McGuire** and **Tim DeRuyter** to challenge the defense to "put out the fire." By putting out the fire, the Red Raiders strive to either create a takeaway, force a fourth-down stop or keep their opponent to only a field goal.

- The Red Raiders, ultimately, led the Big 12 and ranked ninth in the FBS for red zone defense in 2022 after opponents scored in 43-of-58 trips inside the 20. Among power-five teams, the Red Raiders ended the season ranked fifth overall.

- While no points are obviously the preference, Texas Tech was among the top teams in the country in limiting opponents to only a field goal. In fact, 16 of the 43 red zone conversions by opponents were the result of a field goal, which led all power-five schools and ranked fourth in the FBS, trailing only Georgia Southern (18), Tulsa (17) and Hawaii (17).

- Texas Tech's red-zone stats can be deceiving again this season as opponents have put up points in 14-of-16 appearances inside the 20-yard line. Six of those occurrences, though, has been the result of a field goal, which ranks tied for fifth in the FBS and as the most in the Big 12 this season.

BRYCE RAMIREZ IS BACK

You'd be hard pressed to find a more inspiring story in college football this season than **Bryce Ramirez**. A former walk-on, Ramirez rejoined the team as a full participant to start preseason camp and played a significant role at Wyoming, an impressive feat after suffering a compound leg fracture in the third week of the 2022 season at N.C. State. The injury forced Ramirez to remain in Raleigh for several days to recover from multiple surgeries before he was allowed to return to Lubbock. Ramirez was making his first career start against the Wolfpack and had just recorded a key third-down tackle to end an N.C. State drive earlier in the first quarter.

Since then, Ramirez has been diligent in his recovery, spending countless hours with the Texas Tech medical staff in order to return to the field. A candidate for the Comeback Player of the Year Award, Joey McGuire announced in June that Ramirez had been selected to wear the coveted No. 3 jersey intended for the player who best resembles the traits of The Brand (the toughest, hardest-working, most-competitive team in the country).



WATCH: Follow Ramirez' recovery through Red Raider Life, airing exclusively on TexasTech+.

NEWS AND NOTES ON THE DEFENSE

- Texas Tech is allowing 24.0 points per game through the first four weeks of the season, matching its lowest average to start a season over the past 10 years (since 2014). The strong start continues its improvements under second-year coordinator **Tim DeRuyter**, who helped guide the Red Raiders to only allowing 29.2 points per game in 2022, their lowest average in more than a decade. The Red Raiders had not previously surrendered less than 30 points per game since 2009 when opposing offenses averaged 22.6 points.

- The Red Raiders have limited opponents to under 200 passing yards in three of the first four games of the season as Wyoming totaled only 149 yards through the air, while Tarleton State was limited to 197 yards despite being more of an Air Raid program. West Virginia, meanwhile, was limited to 99 passing yards on 22 total attempts. Each of Texas Tech's first three opponents this season attempted at least 30 passes as the Red Raiders currently ranked fourth in the Big 12 for passing yards allowed per game (201.0).

- Texas Tech delivered on **Joey McGuire's** goal to "take three" against Tarleton State as the Red Raiders picked off three passes in the win. It marked the second time in a four-game span Texas Tech has registered three interceptions dating back to its win over Ole Miss in last season's Texas Bowl.

- **Jesiah Pierre** leads the Red Raiders with 37 tackles through the first four games of the season. Pierre, who moved from an outside linebacker to the inside this offseason, currently ranks tied for first in the Big 12 for both solo tackles per game (5.8) as well as second for total tackles per contest (9.2). He set a new career high with 14 stops alone in the season opener versus Wyoming and then added his second career game with 10 or more stops with 12 this past weekend at West Virginia.

- Ben Roberts has also emerged as one of Texas Tech's top tacklers through the first four games of the season as he ranks second on the team with 29 stops. Roberts, who ranks sixth in the Big 12 for tackles per game (7.2), has made 10 or more stops in two of the past three games with a career-high 13 tackles versus Oregon and 11 this past weekend at West Virginia. His performance in Morgantown also featured his first career interception.

- The Red Raiders have created seven takeaways through the first four games of the season with two fumble recoveries at Wyoming, three interceptions against Tarleton State and two more interceptions at West Virginia. That total is two more than Texas Tech's amount at the same point in the 2022 season where the Red Raiders registered 16 of their 18 takeaways on the year over the course of their eight wins. That total included five forced turnovers in Texas Tech's win over Ole Miss in the TaxAct Texas Bowl.



THE BEST PUNTER IN ALL THE LAND

Already a fixture in the Big 12 and Texas Tech record books, Austin McNamara will look to wrap his Red Raider career this season by placing his name among the all-time NCAA FBS leaders for punting. McNamara's current 46.01 career punting average ranks sixth all-time in FBS history among punters with 150-249 career attempts. His average would snap the FBS record for punters with at least 250 career attempts. McNamara needs 42 more punts to qualify for that list.

NCAA PUNTING AVERAGE ALL-TIME LEADERS (150-249 CAREER PUNTS)

1. Ryan Stonehouse (Colorado State, 2017-21)	47.77
...	
5. Drew Kaser (Texas A&M, 2011-15)	46.20
6. Austin McNamara (Texas Tech, 2019-present)	46.01
7. Bryce Baringer (Michigan State, 2018-22)	46.00
8. Max Duffy (Kentucky, 2018-20)	45.96
9. Trevor Daniel (Tennessee, 2015-17)	45.93
10. Quinn Sharp (Oklahoma State, 2009-12)	45.89



SPECIAL TEAMS NOTEBOOK

MORE RECORD BOOK TALK...

- **Austin McNamara** is already a fixture as one of the top punters in history as he is the school and Big 12 record holder for single-season punting average (48.2 in 2021) and longest punt (87). Following the 2022 campaign, McNamara has four of the top eight single-season averages in program history.
- Now, the Arizona native will look to cement his name as the top punter in conference history as he is on pace to snap the Big 12 career record of 45.9 yards per punt that was set by Oklahoma State's Quinn Sharp from 2009-12. McNamara, who is averaging 46.0 yards per punt, himself, over the last four-plus seasons, is also on pace to easily shatter the Texas Tech career record of 43.7 yards an attempt that was set by **Taylor Symmank** following the 2015 campaign.
- McNamara set the program record for single-season punting average (48.2) in 2021 after booting 42 punts for 2,023 yards. It smashed the Tech single-season record of 46.8 that was set by **Mark Bounds** in 1991. He is on pace to break that record again with his 48.6 average through four games.
- By bombing eight punts of at least 50 yards in a single game, McNamara set a new single-game FBS record on Nov. 20, 2021 against Oklahoma State. The performance broke the previous FBS record of seven that was set by Colorado's Mark Mariscal in a 2002 home game against Southern California. McNamara averaged 56.4 yards per punt overall against the Cowboys, which finished just shy of the Texas Tech single-game record of 57.0 yards an attempt that was set by **Alex Reyes** in a 2004 win versus Baylor (only three attempts).
- McNamara set social media on fire midway through the 2020 season with his booming 87-yard punt against West Virginia, which marked the longest by an FBS kicker since 2017 and the longest in Texas Tech and Big 12 history. McNamara broke the Texas Tech single-game record for the longest punt that was previously set by **R.W. Moyers** in 1945 against West Texas State.

MCNAMARA vs. RAY GUY WINNERS

- Over the course of his illustrious career, one accolade has somehow eluded McNamara: being named a finalist for the prestigious Ray Guy Award. That fact is disappointing knowing McNamara's numbers historically have measured up to the eventual winner of college football's top punting award.
- In its 23 years of existence, the Ray Guy Award has never presented its trophy to a winner who did not average at least 44.0 yards per punt that season. McNamara has compiled at least a 44.3 average in all four seasons as a Red Raider and is averaging 46.0 yards per attempt over his career, which is

higher than seven previous winner's single-season total.

- McNamara averaged a school and Big 12 record 48.2 yards per punt as a junior in 2021, which is a higher average than all but two previous winners of the Ray Guy Award - Matt Araiza of San Diego State in 2021 (51.2) and Braden Mann of Texas A&M in 2018 (51.0). His average matched the clip of 2002 winner, Mark Mariscal of Colorado. His current single-season average of 48.6 yards would also rank third all-time among Ray Guy Award winners.
- According to the NCAA FBS record book, McNamara's current career average of 46.0 yards per punt is higher than all 20 previous winners of the Ray Guy Award. Max Duffy, the 2019 winner of the award, totaled a 45.96 average over his three seasons at Kentucky to rank just behind McNamara.
- McNamara's longest career punt of 87 yards is longer than any other previous winner of the Ray Guy Award. In fact, only four other previous winners had a punt go at least 80 yards in the year he won the award.

GARCIA TAKES OVER KICKING DUTIES

- **Gino Garcia** is now 7-for-11 on field goal attempts this season as he has made each of his last five attempts over the past three games. Garcia, who arrived at Texas Tech prior to the 2022 season following three seasons at Houston Baptist (now known as Houston Christian), is a perfect 4-for-4 from inside 39 yards as all four of his misses have come from 40 yards or longer this season. He is 3-for-7 from 40-yards plus as he drilled a 54-yarder in his first attempt of the year at Wyoming.
- For his career, Garcia has connected from 48 yards or longer seven times now in his career, including a career-long 59-yarder at Houston Baptist in 2021 that ranked fourth all-time in Southland Conference history for distance.
- Garcia, who was a 2021 first team honoree on the All-Southland Conference, is now 39-for-57 on field goal attempts over his career. He was 9-for-10 on attempts for the Huskies in 2021 prior to transferring to Texas Tech.

NEWS & NOTES ON SPECIAL TEAMS

- In addition to Garcia, Texas Tech tabbed **Reese Burkhardt**, a transfer from UAB, to handle kickoff duties. Burkhardt, known for a strong leg, has sailed 16 of his 23 kickoff attempts for touchbacks thus far this season (69.6 percent).
- Texas Tech has blocked five kicks now under head coach **Joey McGuire** and special teams coordinator **Kenny Perry**. Four of those blocks came in 2022 as the Red Raiders ranked tied for 10th in the FBS. The four blocks matched the most in a season for the Red Raiders during the Big 12 era with the 2000 and 2020 squads, respectively.

THE MCNAMARA RECORD BOOK

TEXAS TECH SINGLE-GAME LONGEST PUNTS

1. Austin McNamara vs. West Virginia (2020)	87
2. R.W. Moyers vs. West Texas State (1945)	85
3. David Kuykendall vs. Arkansas (1975)	79
4. Buddy Hill vs. Tulsa (1954)	78
Ken Vinyard vs. Kansas (1966)	78
Johnny Odom vs. Boston College (1971)	78
Mark Bounds vs. Texas (1991)	78
8. Robert King vs. Rice (1992)	77
Robert King vs. Texas A&M (1993)	77
10. Johnny Odom vs. SMU (1970)	76
11. Johnny Odom vs. Texas (1970)	75
Maury Buford vs. Texas A&M (1978)	75
Robert King vs. Wyoming (1992)	75

TEXAS TECH SINGLE-SEASON AVERAGE LEADERS

- Austin McNamara (2023)	48.6
1. Austin McNamara (2021)	48.2
2. Mark Bounds (1991)	46.8
3. Austin McNamara (2020)	46.3
4. Taylor Symmank (2015)	46.0
5. Alex Reyes (2006)	45.2
6. Austin McNamara (2019)	45.0
7. Maury Buford (1981)	44.8
8. Austin McNamara (2022)	44.3
9. Maury Buford (1978)	44.1
10. Ryan Erxleben (2013)	43.0
Alex Reyes (2003)	43.0

TEXAS TECH CAREER AVERAGE LEADERS

- Austin McNamara (2019-Present)	46.0
1. Taylor Symmank (2012-15)	43.7
2. Alex Reyes (2003-06)	43.3
3. Maury Buford (1978-81)	43.2
4. Robert King (1992-93)	42.6
5. Ryan Erxleben (2009, 2011-13)	41.9

BIG 12 CONFERENCE SINGLE-GAME LONGEST PUNTS

1. Austin McNamara vs. West Virginia (2020)	87
2. Michael Turk (OU) vs. Texas (2021)	85
Tress Way (OU) vs. Utah State (2010)	85
4. Sam Koch (Neb) vs. Pittsburgh (2005)	84
5. Curtis Ansel (KU) vs. Baylor (2002)	83

BIG 12 CAREER AVERAGE LEADERS (min. 100 punts, 2 seasons)

1. Austin McNamara (2019-Present)	46.0
2. Quinn Sharp (Oklahoma State, 2009-12)	45.9
3. Michael Dickson (Texas, 2015-17)	45.3
4. Daniel Sepulveda (Baylor, 2003-06)	45.2
5. John Torp (Colorado, 2002-05)	44.9
6. Shane Lechler (Texas A&M, 1996-99)	44.7
7. Justin Brantly (Texas A&M, 2005-08)	44.4
8. Trevor Pardula (Kansas, 2013-14)	44.0
Tress Way (Oklahoma, 2009-12)	44.0
10. Nick O'Toole (West Virginia, 2013-15)	43.9

BIG 12 SINGLE-SEASON AVERAGE LEADERS (min. 40 punts)

1. Austin McNamara (2021)	48.2
2. Mark Mariscal (Colorado, 2002)	47.6
3. Michael Dickson (Texas, 2017)	47.4
Michael Dickson (Texas, 2016)	47.4
5. Shane Lechler (Texas A&M, 1997)	46.9
6. Cameron Dicker (Texas, 2021)	46.7

JONES AT&T STADIUM

STADIUM QUICK FACTS

First Game	Nov. 29, 1947
Result	Tech 14, Hardin Simmons 6
All-Time Stadium Record	273-151-6
First Game on Artificial Turf	Sept. 12, 1970
Result	Tech 21, Tulane 14
2023 Capacity	56,200
Surface (Year of Installation)	Hellas Matrix Helix (2023)
Luxury Suites	85
Club Seats	1,644
Winning Seasons	60


HOME RECORDS

Most Points in Season	367 (2005)
Fewest Points in Season	20 (1928)
Most Points (Game)	120 vs. Wayland (1925)
Most Points Since 1950	80 vs. Sam Houston St. (2005)
Most Opponent Points	70, vs. Oklahoma St. (2015)
Most Combined Points	125 (OU 66, Tech 59, 2016)
Largest Margin of Victory	120, vs. Wayland (1925)
Largest Margin of Victory (Since 1950)	77-0, vs. Lamar (2018)
Home Wins in a Season	7 (1965, 2005, 2008)
Home Losses in a Season	5 (1944*, 1950)
Longest Home Winning Streak	13 Games (1939-42)*
Longest Home Losing Streak	6 Games (1943-44)*
Average Home Attendance	58,934 (2014)
Average Home Student Attendance	11,249 (2013)

* indicates time period before Jones AT&T Stadium

LARGEST CROWDS IN HISTORY

Attend	Game	Season
61,836	Tech vs. Oklahoma State	2013
61,283	Tech vs. TCU	2015
60,997	Tech vs. Texas State	2013
60,975	Tech vs. Texas	2022
60,961	Tech vs. Texas	2014
60,901	Tech vs. Oklahoma State	2017
60,879	Tech vs. Texas	2012
60,803	Tech vs. Texas	2016
60,800	Tech vs. Oklahoma	2012
60,778	Tech vs. Central Arkansas	2014
60,705	Tech vs. Baylor	2022
60,478	Tech vs. Oklahoma	2016
60,454	Tech vs. Oklahoma	2018
60,454	Tech vs. Texas	2018
60,454	Tech vs. Texas	2010
60,454	Tech vs. Oklahoma State	2010
60,277	Tech vs. Arkansas	2014
60,097	Tech vs. Stephen F. Austin	2016
60,073	Tech vs. Sam Houston State	2015
59,260	Tech vs. Iowa State	2011
59,014	Tech vs. Oklahoma	2014
58,955	Tech vs. New Mexico	2012
58,702	Tech vs. TCU	2013
58,547	Tech vs. Arizona State	2017
58,502	Tech vs. West Virginia	2014
58,416	Tech vs. Texas A&M	2011
57,733	Tech vs. Texas A&M	2009
57,528	Tech vs. SMU	2010
57,515	Tech vs. Louisiana Tech	2016
57,367	Tech vs. Iowa State	2013
57,205	Tech vs. Oklahoma State	2011
57,045	Tech vs. Iowa State	2017



A \$230 MILLION INVESTMENT

FUTURE HOME OF TEXAS TECH FOOTBALL

■ Texas Tech announced its largest investment into the Red Raider football program to date in July 2022 as the athletics department unveiled plans for a more than \$230 million facilities project to construct a new south end zone building to Jones AT&T Stadium, which will connect to the new Dustin R. Womble Football Center. The newly-constructed facilities will include over 300,000 combined square feet and blend world-class modern design and technology elements with Spanish architecture well known to Texas Tech supporters.

■ Construction crews officially began work on the project on Nov. 27, 2022, the day following Texas Tech's victory over Oklahoma to close the regular season. The first task was the removal of the historic Double T Scoreboard, the historic landmark that had rested atop the south end zone building since 1978. Construction will move solely into the south end zone area beginning in August in order to prepare for the 2023 season.

■ Texas Tech will relocate its coaches' offices to the third floor of the south end zone, which will overlook Cody Campbell Field at Jones AT&T Stadium and connect to both the Womble Football Center and the Sports Performance Center through a skybridge. Plans are for the Womble Football Center to be constructed on the same land that currently occupies the present Football Training Facility, featuring two stories in height as well as the expansion to Sixth Street to further increase the overall square footage of the facility.

■ Texas Tech will maintain its football strength and conditioning, sports medicine and equipment areas on the main level of the Womble Football Center as part of the new layout. The second floor will connect to the skybridge, housing many of the football program's meeting spaces, including individual position rooms and the Spike Dykes Team Meeting Room. This floor will also feature a revolutionary 6,000-plus square foot multi-purpose walkthrough area designed to allow for large-scale indoor team strategy implementation, instruction and technique evaluation.

■ Between the south end zone project and the Womble Football Center, the two facilities will contain space for both recruiting and players' lounges, a new player locker room, a television studio for gameday and social media content as well as a significant investment into technology through digital signage and displays.

NEW TURF, LIGHTS AMONG 2023 ADDITIONS

■ In addition to the progress already made on the south end zone and Womble Football Center, Texas Tech has two additional enhancements already completed for the 2023

season as it installed a new artificial playing surface as well as a new LED lighting system this summer. The two projects are an estimated \$2.2 million.

■ Texas Tech contracted the services of Hellas for its next playing surface, which will be its Matrix Helix® turf, the company's latest technology that has been installed recently at several NFL facilities, namely The Star in Frisco and AT&T Stadium (Dallas Cowboys), SoFi Stadium (Los Angeles Rams), Allegiant Stadium (Las Vegas Raiders) and the University of Kansas Health System Training Complex of the Kansas City Chiefs.

■ The new lighting system, meanwhile, was designed by Musco, using its Total Light Control technology. This will provide Texas Tech the ability to utilize choreographed patterns designed to music during its pregame entertainment, in-between quarters and after touchdowns. The lighting system will greatly enhance the in-game fan experience, especially under the Jones AT&T Stadium lights where the Red Raiders have traditionally boasted one of the nation's top homefield advantages.


MORE THAN \$100 MILLION IN DONATIONS

■ Director of Athletics Kirby Hocutt announced for the first time Aug. 23 that Texas Tech had reached its \$100 million milestone in fundraising for the transformative project. Despite already reaching its primary fundraising goal, Texas Tech will continue to seek philanthropic gifts to the project in order to help offset the remaining overall cost that was being funded by athletics department bonds and future revenue.

■ Fundraising for the project was boosted in October 2021 with Texas Tech University System Board of Regents member Dustin R. Womble provided a \$20 million lead gift that was the largest one-time gift, at the time, in athletics department history. Womble previously provided more than \$10 million to fund Texas Tech's state-of-the-art basketball practice facility that bears his name, which opened in May 2021 across from United Supermarkets Arena. He is the largest athletics donor in history.

■ Fellow Board of Regents member Cody Campbell, a former letterwinner for the Red Raiders under Mike Leach, followed with a \$25 million gift on Dec. 2, 2021. In recognition of the gift, Texas Tech named the Jones AT&T Stadium playing surface Cody Campbell Field in honor of the largest one-time contribution in the history of the athletics department. Campbell is a fourth-generation Red Raider who earned multiple All-Big 12 and Academic All-Big 12 honors during his playing career as an offensive lineman from 2001-04.

TEXAS TECH COACHING STAFF

**ZACH KITTLEY**

Offensive Coordinator/Quarterbacks
2nd Season at Tech
Game Day Location: Sideline

Career Breakdown: Kittley returned to his alma mater to put together a strong debut season as the Red Raiders averaged 34.2 points per game and 461.4 yards of total offense per game despite using three different starting quarterbacks during the year. Kittley has worked with a pair of NFL quarterbacks during his short coaching career, first with Patrick Mahomes II at Texas Tech and then Bailey Zappe at both Houston Baptist and Western Kentucky.

Kittley has worked with a pair of NFL quarterbacks during his short coaching career, first with Patrick Mahomes II at Texas Tech and then Bailey Zappe at both Houston Baptist and Western Kentucky.

**KENNY PERRY**

Associate Head Coach/Special Teams
Coordinator/Running Backs
2nd Season at Tech
Game Day Location: Sideline

Career Breakdown: Perry, a legendary high school head coach in the DFW metroplex, had one of the nation's top running back duos in 2022 to go with the reliability on special teams with punter Austin McNamara and kicker Trey Wolff.


Perry spent 14 years as a high school head coach, finishing 67-22 over his final seven seasons at Arlington Bowie alone. He is a former member of the THSCA Board of Directors.

**JOSH BOOKBINDER**

Inside Linebackers
2nd Season at Tech
Game Day Location: Pressbox

Career Breakdown: Bookbinder was among Joey McGuire's first hires at Texas Tech after the two previously served on the defensive staff at Baylor (2019-21). Bookbinder mentored Krishon Merriweather during his debut season on the Texas Tech staff for a Red Raider defense that allowed less than 30.0 points per game for the first time since 2009. He is the grandson of legendary Baylor head coach Grant Teaff.

Bookbinder mentored Krishon Merriweather during his debut season on the Texas Tech staff for a Red Raider defense that allowed less than 30.0 points per game for the first time since 2009. He is the grandson of legendary Baylor head coach Grant Teaff.

**ZARNELL FITCH**

Defensive Line
2nd Season at Tech
Game Day Location: Sideline

Career Breakdown: Fitch, another one-time Texas High School Coaches Association member, is no stranger to the Big 12 as he previously served in a similar role at TCU prior to his arrival in Lubbock.

Fitch has mentored 13 players who have earned All-Big 12 honors during his career, a list that features two of Texas Tech's top returners in Tony Bradford Jr. and Jaylon Hutchings, who were one of only three FBS duos to record at least 30 pressures each in 2022.

**JUSTIN JOHNSON**

Assistant Head Coach/Passing Game
Coordinator/Receivers
1st Season at Tech
Game Day Location: TBD

Career Breakdown: Johnson is the lone new member to Joey McGuire's staff as he arrives after spending the past three seasons at Baylor. Johnson oversaw the running backs room at both Baylor and then Houston, his alma mater, in 2019, but will return to coaching wide receivers with the Red Raiders. He previously was the wide receivers coach at Kansas in 2018, the same position he starred at during his own four-year career at Houston.


Johnson oversaw the running backs room at both Baylor and then Houston, his alma mater, in 2019, but will return to coaching wide receivers with the Red Raiders. He previously was the wide receivers coach at Kansas in 2018, the same position he starred at during his own four-year career at Houston.

**TIM DERUYTER**

Defensive Coordinator
2nd Season at Tech
Game Day Location: Pressbox

Career Breakdown: DeRuyter arrived in Lubbock having served as a defensive coordinator or a head coach in each of the past 21 seasons. In his first season with the Red Raiders, Texas Tech allowed less than 30 points per game for the first time since 2009 and ranked in the top 20 nationally for tackles for loss behind future NFL first-round selection Tyree Wilson. DeRuyter was previously the head coach at Fresno State from 2012-16.


DeRuyter was previously the head coach at Fresno State from 2012-16.

**C.J. AH YOU**

Outside Linebackers
2nd Season at Tech
Game Day Location: Sideline

Career Breakdown: Ah You mentored Tyree Wilson to first team All-America honors during his debut season on the Red Raider staff as Texas Tech, behind Wilson and the emergence of Jesiah Pierre, ranked in the top 20 nationally for tackles for loss. His hiring marked his return to the Big 12 where he previously starred at Oklahoma (2005-06) before enjoying a six-year NFL career with the St. Louis Rams.

Ah You mentored Tyree Wilson to first team All-America honors during his debut season on the Red Raider staff as Texas Tech, behind Wilson and the emergence of Jesiah Pierre, ranked in the top 20 nationally for tackles for loss. His hiring marked his return to the Big 12 where he previously starred at Oklahoma (2005-06) before enjoying a six-year NFL career with the St. Louis Rams.

**JOSH COCHRAN**

Tight Ends
2nd Season at Tech
Game Day Location: Pressbox

Career Breakdown: Cochran shifted over to coach the tight ends under Joey McGuire after spending the previous two seasons as the co-offensive coordinator and offensive line coach at Austin Peay.


Cochran shifted over to coach the tight ends under Joey McGuire after spending the previous two seasons as the co-offensive coordinator and offensive line coach at Austin Peay.

**STEPHEN HAMBY**

Offensive Line
2nd Season at Tech
Game Day Location: Sideline

Career Breakdown: Hamby returned to West Texas following one season at Western Kentucky where he, along with new offensive coordinator Zach Kittley, helped build one of the top offenses in the country. Hamby a Texas Tech alum, starred on the offensive line as a Red Raider where he helped lead Tech to four-consecutive bowl appearances, including two trips to the Cotton Bowl. He served as a graduate assistant for Tech from 2013-15.

Hamby a Texas Tech alum, starred on the offensive line as a Red Raider where he helped lead Tech to four-consecutive bowl appearances, including two trips to the Cotton Bowl. He served as a graduate assistant for Tech from 2013-15.

**MARCEL YATES**

Passing Game Coordinator/Secondary
2nd Season at Tech
Game Day Location: Sideline

Career Breakdown: Yates, a former defensive coordinator at both Boise State and Arizona, mentored three All-Big 12 selections in 2022, including a second-team honoree in Malik Dunlap, as Texas Tech surrendered its fewest passing yards per game since 2014. Yates arrived in Lubbock from Oregon where he was the secondary and passing game coordinator during the 2021 season. He has worked alongside defensive coordinator Tim DeRuyter each of the past three seasons at both Cal and Oregon.

Yates arrived in Lubbock from Oregon where he was the secondary and passing game coordinator during the 2021 season. He has worked alongside defensive coordinator Tim DeRuyter each of the past three seasons at both Cal and Oregon.

QUICK FACTS

TEXAS TECH UNIVERSITY

Founded	1923
Enrollment	40,322
Nickname	Red Raiders
Chancellor	Dr. Tedd Mitchell
President	Dr. Lawrence Schovanec
Director of Athletics	Kirby Hocutt
Official Mascot	Masked Rider (horse and rider)
Unofficial Mascot	Raider Red (cartoon figure)

TEAM HISTORY

First Season	1925
All-Time Record/Seasons	590-476-32/99th
All-Time Conference Record	283-261-10
Conference Championships	11
Bowl Appearances/Record	40 (16-23-1)

STADIUM INFORMATION

Name	Jones AT&T Stadium
Capacity	60,454
Stadium Luxury Suites	85
Stadium Club Seats	1,644
Stadium Surface	FieldTurf (installed 2017)
Band	Goin' Band from Raiderland (400 members)

TEAM INFORMATION

2022 Overall Record	8-5
Big 12 Record (Finish)	5-4 (4th)
Home Record	6-1
Road Record	1-4
Neutral	1-0
Lettermen Returning/Lost	45/19
Starters Returning/Lost (Offense)	10/1
Starters Returning/Lost (Defense)	6/5
Newcomers	42

SUPPORT STAFF

Head Strength Coach	Lance Barilow (2nd Season)
Associate Strength Coach	Aaron Hall (2nd Season)
Associate Strength Coach	Brandon Lee (2nd Season)
Assistant Strength Coach	Brandyn Musgrave (2nd Season)
Assistant Strength Coach	Khalid Blount (1st Season)
Associate A.D./FB Admin.	Antonio Huffman (5th Season)
Director of FB Operations	Quintin Jordan (2nd Season)
General Manager	James Blanchard (2nd Season)
Director of Player Personnel	Brian Nance (2nd Season)
Director of Scouting	Sean Kenney (2nd Season)
Director of Player Development	Dave Martin (2nd Season)
Asst. Dir. Player Development	Sammy Morris (3rd Season)
Asst. Dir. of Ops & Recruiting	Harrison Hanna (2nd Season)
Dir. of Recruiting Operations	Kate Shealy (3rd Season)
Dir. of On-Campus Recruiting	Preslee Quisenberry (2nd Season)
Senior Offensive Analyst	Kirk Bryant (2nd Season)
Special Teams Analyst	Tyler Schovanec (2nd Season)
Defensive Quality Control	Ryan Conry (2nd Season)
Defensive Quality Control	James Lockhart (2nd Season)
Offensive Quality Control	Diego Ortiz (2nd Season)
Offensive G.A.	Lou Bunning (2nd Season)
Offensive G.A.	Trent Vasey (2nd Season)
Defensive G.A.	Jah'Shawn Johnson (2nd Season)

BIG 12 CONFERENCE STANDINGS

	CONF	PCT.	OVERALL	STK
Kansas	1-0	1.000	4-0	W4
Oklahoma	1-0	1.000	4-0	W4
Texas	1-0	1.000	4-0	W4
Kansas State	1-0	.750	3-1	W1
TCU	1-0	.750	3-1	W3
West Virginia	1-0	.750	3-1	W3
Iowa State	1-0	.500	2-2	W1
BYU	0-1	.750	3-1	L1
UCF	0-1	.750	3-1	L1
Cincinnati	0-1	.500	2-2	L2
Houston	0-1	.500	2-2	W1
Oklahoma State	0-1	.500	2-2	L1
Texas Tech	0-1	.250	1-3	L1
Baylor	0-1	.250	1-3	L1

BIG 12 UPCOMING SCHEDULE

FRIDAY, SEPTEMBER 29

Cincinnati at BYU [ESPN]	9:15 p.m.
--------------------------	-----------

SATURDAY, SEPTEMBER 30

Houston at Texas Tech [FS2]	2:30 p.m.
Baylor at UCF [FS1]	2:30 p.m.
Kansas at Texas [ABC]	2:30 p.m.
Iowa State at Oklahoma [FS1]	6 p.m.
West Virginia at TCU [ESPN2]	7 p.m.

FRIDAY, OCTOBER 6

Kansas State at Oklahoma State [ESPN]	6:30 p.m.
---------------------------------------	-----------

SATURDAY, OCTOBER 7

Oklahoma vs. Texas [ABC]	11 a.m.
UCF at Kansas [FOX]	3 p.m.
Texas Tech at Baylor [ESPN2]	7 p.m.
TCU at Iowa State [FOX or FS2]	7 p.m.

THURSDAY, OCTOBER 12

West Virginia at Houston [FS1]	TBA
--------------------------------	-----

SATURDAY, OCTOBER 14

BYU at TCU	TBA
Iowa State at Cincinnati	TBA
Kansas at Oklahoma State	TBA
Kansas State at Texas Tech	TBA

SATURDAY, OCTOBER 21

Baylor at Cincinnati	TBA
Texas Tech at BYU	TBA
UCF at Oklahoma	TBA
Texas at Houston	TBA
TCU at Kansas State	TBA
Oklahoma State at West Virginia	TBA

OPPONENT SCHEDULES/RESULTS



WYOMING COWBOYS

3-1, 0-0 MWC
Sept. 2 • 6:30 p.m. CT
Laramie, Wy.

Date	Opponent	Time/Result
Sept. 2	Texas Tech	W, 35-33 (2OT)
Sept. 9	Portland State	W, 31-7
Sept. 16	at Texas	L, 31-10
Sept. 23	Appalachian State	W, 22-19
Sept. 30	New Mexico*	3 p.m.
Oct. 7	Fresno State*	TBA
Oct. 14	at Air Force*	6 p.m.
Oct. 28	at Boise State*	TBA
Nov. 3	Colorado State*	7 p.m.
Nov. 10	at UNLV*	9:45 p.m.
Nov. 18	Hawaii*	1 p.m.
Nov. 25	at Nevada*	8 p.m.



OREGON DUCKS

4-0, 1-0 Pac-12
Sept. 9 • 6 p.m. CT
Lubbock, Texas

Date	Opponent	Time/Result
Sept. 2	Portland State	W, 81-7
Sept. 9	at Texas Tech	W, 38-30
Sept. 16	Hawaii	W, 55-10
Sept. 23	Colorado	W, 42-6
Sept. 30	at Stanford	TBA
Oct. 14	at Washington	TBA
Oct. 21	Washington State	TBA
Oct. 28	at Utah	TBA
Nov. 4	California	TBA
Nov. 11	USC	TBA
Nov. 18	at Arizona State	TBA
Nov. 24	Oregon State	7:30 p.m.



TARLETON ST TEXANS

3-1, 1-0 UAC
Sept. 16 • 6 p.m. CT
Lubbock, Texas

Date	Opponent	Time/Result
Sept. 2	at McNeese	W, 52-34
Sept. 9	North Alabama	W, 52-31
Sept. 16	at Texas Tech	L, 41-3
Sept. 23	Southwest Baptist	W, 27-13
Sept. 30	at SE Louisiana	3 p.m.
Oct. 7	Southern Utah	6 p.m.
Oct. 14	at Eastern Kentucky	2 p.m.
Oct. 21	Morehead State	6 p.m.
Oct. 28	at Central Arkansas	4 p.m.
Nov. 4	Stephen F. Austin	6 p.m.
Nov. 11	at Abilene Christian	2 p.m.



WEST VIRGINIA

3-1, 1-0 BIG 12
Sept. 23 • 2:30 p.m. CT
Morgantown, W.Va.

Date	Opponent	Time/Result
Sept. 2	at Penn State	L, 38-15
Sept. 9	Duquesne	W, 56-17
Sept. 16	Pitt	W, 17-6
Sept. 23	Texas Tech	W, 20-13
Sept. 30	TCU	7 p.m.
Oct. 12	at Houston	8 p.m.
Oct. 21	Oklahoma State	TBA
Oct. 28	at UCF	TBA
Nov. 4	BYU	TBA
Nov. 11	at Oklahoma	TBA
Nov. 18	Cincinnati	TBA
Nov. 25	at Baylor	TBA



HOUSTON COUGARS

2-2, 0-1 BIG 12
Sept. 30 • TBA
Lubbock, Texas

Date	Opponent	Time/Result
Sept. 2	UTSA	W, 17-14
Sept. 9	at Rice	L, 43-41 (2 OT)
Sept. 16	TCU	L, 36-10
Sept. 23	Sam Houston	W, 38-7
Sept. 30	at Texas Tech	2:30 p.m.
Oct. 12	West Virginia	6 p.m.
Oct. 21	Texas	TBA
Oct. 28	at Kansas State	TBA
Nov. 4	at Baylor	TBA
Nov. 11	Cincinnati	TBA
Nov. 18	Oklahoma State	TBA
Nov. 25	at UCF	TBA



BAYLOR BEARS

1-3, 0-1 BIG 12
Oct. 7 • TBA
Waco, Texas

Date	Opponent	Time/Result
Sept. 2	Texas State	L, 42-31
Sept. 9	Utah	L, 20-13
Sept. 16	Long Island	W, 30-7
Sept. 23	Texas	L, 38-6
Sept. 30	at UCF	2:30 p.m.
Oct. 7	Texas Tech	7 p.m.
Oct. 21	at Cincinnati	TBA
Oct. 28	Iowa State	TBA
Nov. 4	Houston	TBA
Nov. 11	at Kansas State	TBA
Nov. 18	at TCU	TBA
Nov. 25	West Virginia	TBA



K-STATE WILDCATS

3-1, 1-0 BIG 12
Oct. 14 • TBA
Lubbock, Texas

Date	Opponent	Time/Result
Sept. 2	SEMO	W, 45-0
Sept. 9	Troy	W, 42-13
Sept. 16	at Missouri	L, 30-27
Sept. 23	UCF	W, 44-31
Oct. 6	at Oklahoma State	6:30 p.m.
Oct. 14	at Texas Tech	TBA
Oct. 21	TCU	TBA
Oct. 28	Houston	TBA
Nov. 4	at Texas	TBA
Nov. 11	Baylor	TBA
Nov. 18	at Kansas	TBA
Nov. 25	Iowa State	TBA



BYU COUGARS

3-1, 0-1 BIG 12
Oct. 21 • TBA
Provo, Utah

Date	Opponent	Time/Result
Sept. 2	Sam Houston	W, 14-0
Sept. 9	Southern Utah	W, 41-16
Sept. 16	at Arkansas	W, 38-31
Sept. 23	at Kansas	L, 38-27
Sept. 29	Cincinnati	7:15 p.m.
Oct. 14	at TCU	TBA
Oct. 21	Texas Tech	TBA
Oct. 28	at Texas	TBA
Nov. 4	at West Virginia	TBA
Nov. 11	Iowa State	TBA
Nov. 18	Oklahoma	TBA
Nov. 25	at Oklahoma State	TBA



TCU HORNED FROGS

3-1, 1-0 BIG 12
Nov. 2 • 6 p.m. CT
Lubbock, Texas

Date	Opponent	Time/Result
Sept. 2	Colorado	L, 45-42
Sept. 9	Nicholls	W, 41-6
Sept. 16	at Houston	W, 36-10
Sept. 23	SMU	W, 34-17
Sept. 30	West Virginia	7 p.m.
Oct. 7	at Iowa State	7 p.m.
Oct. 14	BYU	TBA
Oct. 21	at Kansas State	TBA
Nov. 2	at Texas Tech	6 p.m.
Nov. 11	Texas	TBA
Nov. 18	Baylor	TBA
Nov. 24	at Oklahoma	11 a.m.



KANSAS JAYHAWKS

4-0, 1-0 BIG 12
Nov. 11 • TBA
Lawrence, Kan.

Date	Opponent	Time/Result
Sept. 1	Missouri State	W, 48-7
Sept. 8	Illinois	W, 34-23
Sept. 16	at Nevada	W, 31-24
Sept. 23	BYU	W, 38-27
Sept. 30	at Texas	2:30 p.m.
Oct. 7	UCF	3 p.m.
Oct. 14	at Oklahoma State	TBA
Oct. 28	Oklahoma	TBA
Nov. 4	at Iowa State	TBA
Nov. 11	Texas Tech	TBA
Nov. 18	Kansas State	TBA
Nov. 25	at Cincinnati	TBA



UCF KNIGHTS

3-1, 0-1 BIG 12
Nov. 18 • TBA
Lubbock, Texas

Date	Opponent	Time/Result
Aug. 31	Kent State	W, 56-6
Sept. 9	at Boise State	W, 18-16
Sept. 16	Villanova	W, 48-14
Sept. 23	at Kansas State	L, 44-31
Sept. 30	Baylor	2:30 p.m.
Oct. 7	at Kansas	3 p.m.
Oct. 21	at Oklahoma	TBA
Oct. 28	West Virginia	TBA
Nov. 4	at Cincinnati	TBA
Nov. 11	Oklahoma State	TBA
Nov. 18	at Texas Tech	TBA
Nov. 25	Houston	TBA



TEXAS LONGHORNS

4-0, 1-0 BIG 12
Nov. 24 • 6:30 p.m. CT
Austin, Texas

Date	Opponent	Time/Result
Sept. 2	Rice	W, 37-10
Sept. 9	at Alabama	W, 34-24
Sept. 16	Wyoming	W, 31-10
Sept. 23	at Baylor	W, 38-6
Sept. 30	Kansas	2:30 p.m.
Oct. 7	vs. Oklahoma	11 a.m.
Oct. 21	at Houston	TBA
Oct. 28	BYU	TBA
Nov. 4	Kansas State	TBA
Nov. 11	at TCU	TBA
Nov. 18	at Iowa State	TBA
Nov. 24	Texas Tech	6:30 p.m.

NATIONAL AWARDS CANDIDATES

**TONY BRADFORD JR. (DL)**

Wuerffel Trophy Watch List
2022 Allstate AFCA Good Works Team Member

**JERAND BRADLEY (WR)**

All Big 12 Preseason Team (Media)
Biletnikoff Award Watch List
Earl Campbell Tyler Rose Award Watch List

**TAHJ BROOKS (RB)**

Doak Walker Award Watch List
Earl Campbell Tyler Rose Award Watch List
Reese's Senior Bowl Watch List

**JAYLON HUTCHINGS (DL)**

All-Big 12 Preseason Team (Media)
Bednarik Award Watch List
Bronko Nagurski Trophy Watch List
Lombardi Trophy Watch List
Outland Trophy Watch List
Reese's Senior Bowl Watch List

**AUSTIN MCNAMARA (P)**

Ray Guy Award Watch List

**TYLER SHOUGH (QB)**

Earl Campbell Tyler Rose Award Watch List
Maxwell Award Watch List
Reese's Senior Bowl Watch List

INDIVIDUAL HONORS

MYLES COLE (OLB)

Reese's Senior Bowl Watch List

BAYLOR CUPP (TE)

Reese's Senior Bowl Watch List

STEVE LINTON (OLB)

Reese's Senior Bowl Watch List

TYLER OWENS (DB)

Reese's Senior Bowl Watch List

MYLES PRICE (WR)

Reese's Senior Bowl Watch List

BRYCE RAMIREZ (OLB)

Comeback Player of the Year Watch List

CALEB ROGERS (OL)

Reese's Senior Bowl Watch List

COLE SPENCER (OL)

Comeback Player of the Year Watch List

RUSTY STAATS (OL)

Rimington Trophy Watch List
Reese's Senior Bowl Watch List

DADRION TAYLOR-DEMERTON (DB)

Reese's Senior Bowl Watch List

UNIFORM TRACKER



Over the past decade, Texas Tech has been among the most innovative teams in the country related to team uniforms. The Red Raiders have multiple uniform combinations in their wardrobe and often do not use the same combination twice in a season. Here's a look at Texas Tech's record in various uniform combinations:

Helmet-Jersey-Pants	Record
Black-Black-Black	14-12
Black-White-Black	13-11
Black-Red-Black	14-3
White-White-White	11-7
Black-Red-White	4-0
Black-Black-White	4-4
Black-Red-Red	5-1
Black-White-White	1-5
Black-Gray-Black	1-0
Black-Black-Gray	1-0
Gray-Gray-Gray	1-0
Black-Black-Red	0-1
Black-White-Red	0-4
White-White-Red	0-2
White-White-Black	1-0
White-Black-White	2-2
White-Red-White	1-0
White-Red-Red	1-2
Gray-White-Gray	1-3
Red-Red-White	1-0
Red-White-White	1-1
Red-White-Red	1-4
Red-Red-Red	1-2
Red-White-Black	1-3
Red-Red-Black	0-1
Red-Black-White	0-1
Red-Black-Black	1-0
Black-White-Gray	0-1
Wounded Warrior (2010)	1-0
Wounded Warrior (2011)	0-1
Lone Star Pride (2012)	0-1
Lone Survivor (2013)	0-1
Lone Star Pride (2013)	0-1
Throwbacks - Black (2014)	0-1
White Ombre' (2014)	0-1
Lone Star Pride (2014)	0-1
Black Ombre' (2014)	0-1
Throwbacks - White (2015)	2-0
Throwbacks - Red (2017)	1-2
Throwbacks - White (2018-19)	1-1
Throwbacks - Black-Red-White (2020)	1-1
Throwbacks - Black-Black-Gray (2021)	0-1
Throwbacks - Black-White-Black (2022)	0-1
Throwbacks - Black-Black-Black (2022)	0-1
Throwbacks - Black-White-Red (2022)	0-1

2023 UNIFORM TRACKER

Wyoming	Black-White-White
Oregon	White-Red-Red
Tarleton	Throwbacks - Black-Red-White
West Virginia	Red-White-Red

NATIONAL RANKINGS

ASSOCIATED PRESS (WEEK 5)

Team	Record	Points
1. Georgia (55)	4-0	1562
2. Michigan (1)	4-0	1445
3. Texas (2)	4-0	1401
4. Ohio State (1)	4-0	1370
5. Florida State (3)	4-0	1351
6. Penn State	4-0	1244
7. Washington (1)	4-0	1228
8. USC	4-0	1169
9. Oregon	4-0	1076
10. Utah	4-0	981
11. Notre Dame	4-1	904
12. Alabama	3-1	862
13. LSU	3-1	813
14. Oklahoma	4-0	716
15. North Carolina	4-0	659
16. Washington State	4-0	652
17. Duke	4-0	648
18. Miami	4-0	523
19. Oregon State	3-1	366
20. Ole Miss	3-1	349
21. Tennessee	3-1	260
22. Florida	3-1	235
23. Missouri	4-0	197
24. Kansas	4-0	132
25. Fresno State	4-0	64

RECEIVING VOTES: Kansas State 57, Kentucky 41, Louisville 32, Colorado 32, UCLA 28, Maryland 20, TCU 17, Tulane 11, Syracuse 8, Air Force 6, Wisconsin 6, Texas A&M 5, Clemson 5

USA TODAY AFCA COACHES POLL (WEEK 4)

Team	Record	Points
1. Georgia (61)	4-0	1592
2. Michigan	4-0	1495
3. Ohio State (2)	4-0	1414
4. Florida State	4-0	1390
5. Texas	4-0	1336
6. USC	4-0	1288
7. Penn State	4-0	1225
8. Washington (1)	4-0	1194
9. Oregon	4-0	1071
10. Utah	4-0	1010
11. Alabama	3-1	930
12. LSU	3-1	844
13. Notre Dame	4-1	837
14. Oklahoma	4-0	784
15. North Carolina	4-0	698
16. Duke	4-0	605
17. Washington State	4-0	555
18. Miami	4-0	485
19. Tennessee	3-1	404
20. Ole Miss	3-1	305
21. Oregon State	3-1	293
22. Missouri	4-0	140
23. Florida	3-1	134
24. Kansas	4-0	120
25. Kansas State	3-1	109

RECEIVING VOTES: Fresno State 93, Kentucky 87, TCU 54, Maryland 39, Texas A&M 36, Louisville 36, UCLA 36, Clemson 35, Syracuse 32, Colorado 29, Air Force 24, Iowa 16, Tulane 11, Wyoming 8, Marshall 2, James Madison 2, Liberty 1, Georgia State 1

TEXAS TECH IN THE POLLS

WEEK	AP	COACHES	CFP
Preseason	RV	24	--
Week 2	RV	RV	--
Week 3	NR	NR	--
Week 4	NR	NR	--
Week 5	NR	NR	--
Week 6	--	--	--
Week 7	--	--	--
Week 8	--	--	--
Week 9	--	--	--
Week 10	--	--	--
Week 11	--	--	--
Week 12	--	--	--
Week 13	--	--	--
Week 14	--	--	--
Week 15	--	--	--
Week 16	--	--	--
FINAL	--	--	--

MISCELLANEOUS

THE LAST TIME TEXAS TECH WAS...

Ranked in AP Poll	Sept. 23, 2018 (No. 25)
Ranked in Coaches' Poll	Preseason 2023 (No. 24)
RV in the AP Poll	Preseason 2023 (RV)
RV in Coaches' Poll	Preseason 2023 (No. 24)

MISCELLANEOUS RECORDS:

Highest Ranking (AP):	No. 2 (Nov. 2-16, 2008)
Highest Ranking (Coaches):	No. 2 (Nov. 9-16, 2008)
Highest Final Ranking (AP):	No. 11 (1938, 1973)
Highest Final Ranking (Coaches):	No. 11 (1973)
Consecutive Weeks Ranked (AP):	20 (2004-06)
Consecutive Weeks Ranked (Coaches):	25 (2004-06)



Tyree Wilson became the third Red Raider since 2017 to be selected in the first round of the NFL Draft after he was picked seventh overall this past spring by the Las Vegas Raiders.

RED RAIDERS IN THE NFL

- There isn't a bigger star in the NFL currently than Texas Tech's own **Patrick Mahomes II**. The Red Raider gunslinger has transformed the NFL in only six professional seasons, claiming NFL MVP honors in both 2018 and 2022 before leading the Kansas City Chiefs to two Super Bowl titles in three appearances, winning the Lombardi Trophy in 2020 and 2022.
- With his first Super Bowl win over the San Francisco 49ers, Mahomes became the youngest player in history to be named NFL MVP and also win a Super Bowl. Mahomes, who at only 24 years of age, was tabbed Super Bowl MVP after leading the Chiefs to their second Super Bowl title in history and their first since 1970.
- In July 2020, Mahomes signed the richest contract in NFL history as he and the Chiefs agreed on a 10-year extension worth up to \$503 million. It marked the second time in school history where a Red Raider has signed the richest NFL contract as Ring of Honor member **Donny Anderson** previously did so with the Green Bay Packers upon being drafted in 1965.
- While maybe known for its offense in recent years, Texas Tech has had two first round draft picks from its defense in current Seattle Seahawk linebacker Jordyn Brooks and Las Vegas Raiders edge end Tyree Wilson. Wilson became the highest-drafted Red Raider in program history this past April after being selected seventh overall. Brooks, meanwhile, has led the Seahawks in tackles each of the past two seasons.

RED RAIDERS ON NFL CAMP ROSTERS

NAME (YEARS AT TECH)	NFL TEAM
Jack Anderson, OL (2017-20)	New York Giants
Jordyn Brooks, LB (2016-19)	Seattle Seahawks
Le'Raven Clark, OL (2012-15)	Pittsburgh Steelers
Keke Coutee, WR (2015-17)	Miami Dolphins
Cody Davis, DB (2009-12)	New England Patriots
*Dawson Deaton, OL (2018-21)	Cleveland Browns
Sam Eguavoen, LB (2011-14)	New York Jets
Erik Ezukanma, WR (2019-21)	Miami Dolphins
DaMarcus Fields, DB (2016-21)	Washington Commanders
Adrian Frye (2017-22)	New Orleans Saints
Kaylon Geiger, WR (2021)	Tampa Bay Buccaneers
Jakeem Grant, WR (2012-15)	Cleveland Browns
Kerry Hyder, DL (2009-13)	San Francisco 49ers
Patrick Mahomes II, QB (2014-16)	Kansas City Chiefs
*Zech McPhearson, DB (2019-20)	Philadelphia Eagles
Terence Steele, OL (2016-19)	Dallas Cowboys
SaRoderick Thompson (2018-22)	Seattle Seahawks
Broderick Washington Jr., DL (2016-19)	Baltimore Ravens
Marquis Waters (2021-22)	New York Jets
Tyree Wilson (2020-22)	Las Vegas Raiders

Key: * Injured Reserve, # Practice Squad
bolded indicates activated to 53-man rosters in 2023 regular season



GAME FIVE DEPTH CHART

OFFENSE

QB	2	Behren Morton	6-2	215	So.-1L
	17	Jake Strong	6-1	210	Fr.-HS
RB	28	Tahj Brooks	5-10	230	Sr.-3L
	0	Cam'Ron Valdez	5-9	205	So.-1L
Z	9	Jerand Bradley	6-5	220	So.-1L
	6	J.J. Sparkman	6-4	225	Jr.-2L
Y	1	Myles Price	5-10	190	Sr.-3L
	14	Xavier White	6-0	195	Sr.-3L
	20	Nehemiah Martinez I	5-9	205	Jr.-2L
H	10	Drae McCray	5-9	185	Jr.-TR
	13	Brady Boyd	6-1	205	Jr.-1L
X	4	Jordan Brown	5-11	185	Jr.-1L
	-or- 11	Loic Fouonji	6-4	215	Sr.-3L

DEFENSE

NT	95	Jaylon Hutchings	6-0	305	Sr.-4L
	5	Quincy Ledet Jr.	6-2	305	Sr.-TR
DT	97	Tony Bradford Jr.	6-1	300	Sr.-4L
	93	Trevon McAlpine	6-3	300	Fr.-RS
	98	E'Maurion Banks	6-5	300	So.-SQ
EDGE	6	Myles Cole	6-6	280	Sr.-1L
	14	Joseph Adedire	6-3	265	So.-1L
	-or- 19	Dylan Spencer	6-5	245	Fr.-HS
WILL	8	Jesiah Pierre	6-2	240	Sr.-2L
	32	Tyrique Matthews	5-11	235	Sr.-4L
MIKE	13	Ben Roberts	6-3	230	Fr.-RS
	-or- 10	Jacob Rodriguez	6-1	235	Jr.-1L
	40	Wesley Smith	5-10	220	So.-1L
OLB	7	Steve Linton	6-5	235	Sr.-TR
	3	Bryce Ramirez	6-2	245	Sr.-1L

SPECIAL TEAMS

P	31	Austin McNamara	6-4	210	Sr.-4L
	37	Brook Honore' Jr.	6-0	185	Fr.-RS
K	99	Gino Garcia	6-2	215	Sr.-RS
	38	Reese Burkhardt	6-1	205	Jr.-TR
LS	30	Jackson Knotts	5-11	190	Jr.-2L
	47	Jacob Mauch	6-3	220	Sr.-SQ
KO	38	Reese Burkhardt	6-1	205	Jr.-TR
	99	Gino Garcia	6-2	215	Sr.-RS
H	31	Austin McNamara	6-4	210	Sr.-4L

TE	80	Mason Tharp	6-9	270	Jr.-2L
	-or- 88	Baylor Cupp	6-6	260	Sr.-1L
	43	Henry Teeter	6-4	250	Sr.-2L
-or-	15	Jayden York	6-4	250	Jr.-1L
LT	71	Monroe Mills	6-6	315	Jr.-1L
	79	Ty Buchanan	6-6	310	So.-1L
LG	70	Cole Spencer	6-4	300	Sr.-RS
	75	Jacoby Jackson	6-6	320	So.-1L
C	53	Rusty Staats	6-5	320	Sr.-TR
	65	Sheridan Wilson	6-5	300	Fr.-RS
RG	56	Dennis Wilburn	6-3	325	Sr.-1L
	72	Landon Peterson	6-6	300	Sr.-3L
RT	76	Caleb Rogers	6-5	310	Sr.-3L
	66	Matt Keeler	6-6	305	So.-1L

STAR	9	C.J. Baskerville	6-3	215	Jr.-TR
	27	Brenden Jordan	6-0	215	Fr.-HS
	31	Joseph Plunk	5-10	180	Jr.-1L
CB	0	Rayshad Williams	6-3	215	Sr.-2L
	2	Jalon Peoples	5-11	185	Fr.-RS
	-or- 21	Cameron Watts	5-11	200	Sr.-2L
S	1	Dadriion Taylor-Demerson	5-11	195	Sr.-4L
	25	Chapman Lewis	6-1	180	Fr.-HS
S	18	Tyler Owens	6-2	210	Sr.-1L
	12	Bralyn Lux	5-11	175	Sr.-TR
	28	Jordan Sanford	6-0	195	Fr.-HS
CB	24	Malik Dunlap	6-3	220	Sr.-2L
	12	Bralyn Lux	5-11	175	Sr.-TR
	22	Maurion Horn	5-11	180	Fr.-RS

KR	4	Jordan Brown	5-11	185	Jr.-1L
	14	Xavier White	6-0	195	Sr.-3L
	1	Myles Price	5-10	190	Sr.-3L
	20	Nehemiah Martinez I	5-9	205	Jr.-2L
PR	1	Myles Price	5-10	190	Sr.-3L
	14	Xavier White	6-0	195	Sr.-3L

ACTIVE CAREER STARTS LEADERS

PLAYER, POS.	TTU	OVERALL
	GP/GS	GP/GS*
Jaylon Hutchings, DL	55/50	--
Caleb Rogers, OL	39/33	--
Tony Bradford Jr., DL	46/29	--
Rayshad Williams, DB	30/28	52/36
Dadriion Taylor-Demerson, DB	50/28	--
Myles Price, WR	36/23	--
Mason Tharp, TE	26/19	--
Jesiah Pierre, LB	28/17	41/17
Dennis Wilburn, OL	16/16	27/26
Malik Dunlap, DB	23/14	46/24
Tahj Brooks, RB	36/14	--
Jerand Bradley, WR	20/14	--
Monroe Mills, OL	14/14	16/14
Tyler Shough, QB	15/13	30/20
Landon Peterson, OL	28/9	--
Jacoby Jackson, OL	18/7	--
Joseph Adedire, OLB	15/7	--
Xavier White, WR	42/7	--
Baylor Cupp, TE	15/6	25/7
Myles Cole, OLB	17/5	51/17
Loic Fouonji, WR	36/5	--
Tyler Owens, DB	15/5	42/6
Cole Spencer, OL	4/4	50/48
Rusty Staats, OL	4/4	49/31
Nehemiah Martinez, WR	27/4	--
Behren Morton, QB	13/4	--
JJ Sparkman, WR	24/4	--
Ben Roberts, LB	6/3	--
Henry Teeter, TE	28/3	36/3
Bralyn Lux, DB	4/3	31/25
Steve Linton, OLB	4/3	33/5
Brenden Jordan, DB	4/2	--
C.J. Baskerville, DB	3/2	25/13
Jordan Brown, WR	12/2	14/2
Isaac Smith, OLB	11/2	--
Matt Keeler, OL	19/2	--
Jacob Rodriguez, LB	25/1	--
Brady Boyd, WR	12/1	21/1
Bryce Ramirez, LB	13/1	--
Ty Buchanan, OL	8/1	--
Drae McCray, WR	4/0	25/22
Quincy Ledet Jr., DL	4/0	34/18

* total starts | Texas Tech + previous D1 institution

CONSECUTIVE STARTS LEADERS

PLAYER, POS.	CONSECUTIVE STARTS^
Jaylon Hutchings, DL	50
Caleb Rogers, OL	33
Tony Bradford Jr., DL	17
Dadriion Taylor-Demerson, DB	13
Monroe Mills, OL	8
Tyler Shough, QB	8
Jerand Bradley, WR	6
Tahj Brooks, RB	4
Rusty Staats, OL	4
Cole Spencer, OL	4
Mason Tharp, TE	4
Myles Cole, OLB	4
Jesiah Pierre, LB	4
Rayshad Williams, DB	4
Ben Roberts, LB	3
Jordan Brown, WR	2
C.J. Baskerville, DB	2
Dennis Wilburn, OL	2
Malik Dunlap, DB	2
Xavier White, WR	1
Joseph Adedire, OLB	1
Tyler Owens, DB	1

^ consecutive starts at Texas Tech

OFFENSIVE DEPTH CHART: NOTES

LEFT TACKLE

71 MONROE MILLS
Jr. | 6-6 | 315

• Joined TTU spring '22 after first two years at Oklahoma St. Shifting to LT in '23 after starting 10 games for Tech at RT last year. Suffered injury prior to '22 WVU game, which led to playing 10 of 13 games. Earned bachelor's summer 2023; used break built into fall camp schedule to walk stage on Aug. 5.

79 TY BUCHANAN
So. | 6-6 | 310

• Tech's primary backup for both tackle positions majority of '22 season. Arrived summer of '22; transferred from USC after one redshirt season. Injured in 1st career start (at TCU, 11/5); missed remainder of year. A consensus top-100 state recruit coming out of Corpus Christi Calallen.

WIDE RECEIVER (Z)

9 JERAND BRADLEY
So. | 6-5 | 220

• Preseason All-Big 12 WR ... in '22, was just the 6th freshman since 1972 to lead the team in rec. yards (744) - also led team in rec. (51) and rec. TDs (6) in only nine starts. Named a 2nd Team Freshman All-American by The Athletic. Tallied over 3,000 yards receiving in his three HS seasons (Texas-6A).

6 J.J. SPARKMAN
Jr. | 6-4 | 225

• Made first 3 career starts in '22. Caught 2 TDs in '21, both claimed national attention as each was featured on "You Got Moss'd" on ESPN (at OU/vs. Miss St.). East Texas native, son of a oil-field worker and a nurse, the oldest of three — a family that kept fishing poles handy — frequented Lake Fork.

LEFT GUARD

70 COLE SPENCER
Sr. | 6-4 | 300

• Added to Tech roster in '22 as a six-year, 44-game starter from WKU to add exp. to the 2022 OL; now a 7th-year senior that will bolster the 2023 OL after a medical RS year (knee/back). Playing guard for first time having played tackle entire football career. Enjoys grilling BBQ. Owns two master's degrees.

75 JACOBY JACKSON
So. | 6-6 | 320

• Was Tech's 6th-man for the OL in '22 and appears so again in '23; started at RG in week 2 for an injured Wilburn. A regular sub at RG in '22, plugged in at LG for 1st career start at NC St.; started final five gms at RG in '22 for Peterson's injury. Both father, Cedric, and uncle, Byron, played in the NFL.

WIDE RECEIVER (H)

10 DRAE MCCRAY
Jr. | 5-9 | 185

• Comes to Texas Tech as an FCS All-American from Austin Peay - the same program tight ends coach Josh Cochran joined the Red Raiders from the year before. Can play inside and outside for TTU. Finished Austin Peay career w/ a 12-catch 92-yard outing at Alabama on Nov. 19, 2022.

13 BRADY BOYD
Jr. | 6-1 | 205

• Second year Red Raider that transferred from Minnesota; welcomed by a familiar face in Joey McGuire; McGuire and Kris Boyd, Brady's father coached together at Cedar Hill HS. Has played in 21 career games between two schools in first three collegiate seasons; made first career start in '22 in Red Raiders' Nov. 26 win vs. Oklahoma.

CENTER

53 RUSTY STAATS
Sr. | 6-5 | 320

• First-year Red Raider who is reconnecting with coaches Kittley and Hamby, and former teammate Spencer from 5-year WKU career. Started 27 games over previous two seasons. Committed to Navy out of high school; hometown of Watertown, Tenn. is population 1,553; Class 2A HS football.

65 SHERIDAN WILSON
R-Fr. | 6-5 | 300

• Comes from a strong lineage of football players. His father Jon Wilson, a four-year starter for Auburn from 1988-92, and his older brother, Preston Wilson, is currently a senior at Oklahoma State and its starting center. Won Class 4A Division I state title junior season.

WIDE RECEIVER (Y)

1 MYLES PRICE
Sr. | 5-10 | 190

• Has averaged at least 3 rec/gm each year since 2020 true freshman season. One of 15 FBS players to record at least 13 catches in a game in '22, which was a career-high in Tech's win over Texas on Sept. 24, 2022. One of the smaller players on the team, but known for being the loudest personality.

14 XAVIER WHITE
Sr. | 6-0 | 195

• From WR in 2019, to running back in 2020 & 2021, White returned to WR in 2022 and will be slotted as such again in '23 but does not rule out totin the ball as well. He entered '23 as the team leader in career all-purpose yards (2,067). Local Lubbock product that went to HS less than five miles away from Jones AT&T Stadium.

RIGHT GUARD

56 DENNIS WILBURN
Sr. | 6-3 | 325

• Arrived at Tech as a walk-on in '22 after four years split between FCS & JuCo. Earned starting center spot in '22 - never played C before - and started all 13 games at C; shifts to natural G position in '23. Was a JuCo All-American and national champion. Earned B.A. in May, first in family to be a college grad.

72 LANDON PETERSON
Sr. | 6-6 | 300

• Earned starting nod out of '22 camp. Started first 8 games at RG before season-ending injury. Played soccer (goalie) before football, dad was head men's soccer coach at UT Permian Basin for 22 years, began football as HS freshman. Was a kicker as Fr., deep snapper as So. and moved to OL as a junior.

WIDE RECEIVER (X)

4 JORDAN BROWN
Jr. | 5-11 | 185

• A second-year Red Raider after joining team in '22 following two years at Kansas. Emerged as a kick return threat late in the '22 season after recovering from a preseason injury. Had a solid '23 fall camp that has propelled him to increased offensive snaps. Added 10 lbs. to frame this past offseason.

11 LOIC FOUONJI
Sr. | 6-4 | 215

• Had most productive season as a junior totaling 451 yards receiving w/ 34 catches. Saw action in all 13 games in '22 - his first season to play in every game; made 3 starts and posted 100-yd games in two of the three. Been clocked running as fast as 23mph. First sport was soccer; moved to U.S. at 8-years-old from Cameroon.

RIGHT TACKLE

76 CALEB ROGERS
Sr. | 6-5 | 310

• With 33 career starts at Tech, is the most experienced player in Red Raiders' offense. Returns to RT in '23 after playing LT in '22. Has experience at RT, starting 13/13 games in '21. Owned three starts at LT to close 2020, which attributes to his 33-game starts streak. Once recruited to Baylor by Joey McGuire.

66 MATT KEELER
So. | 6-6 | 305

• Saw two starts at RT in '22 - the first coming versus West Virginia. Two days prior to playing WVU, learned he would be starting his first FBS game. Broken wrist in HS narrowed options; FBS offers started while at Coffeyville CC, including Arizona St., Miss St., Va Tech, Mich St. & Illinois.

TIGHT END

80 MASON THARP
Jr. | 6-9 | 270

• Added 10 lbs. to his 6-9 frame in each of the last two offseasons. Behren Morton, roommate, aided recruitment of Tharp, dating back to his junior day. Caught Morton's 1st career TD pass. Wears 3X-size gloves for hands that measure 10.5 inches. Credited w/ 412 off. snaps in '22 by PFF; led TTU for TE's despite missing 3 games.

88 BAYLOR CUPP
Sr. | 6-6 | 260

• Second-year transfer from Texas A&M. Out of HS, was ranked the top tight end and the No. 2 recruit in the state by 247Sports. Played in 10 games over three years (2019-21) while battling injuries at A&M. Started 6 of last 7 games of '22 season; caught game-deciding TD at Iowa State in 4th Qtr. that clinched bowl eligibility for Tech.

QUARTERBACK

2 BEHREN MORTON
So. | 6-2 | 215

• Project to receive fifth start of his young career on Saturday. Displayed potential in four starts during redshirt freshman season that made him highest-rated QB signee in program history. Starting debut came on the road Oct. 8, 2022 at No. 7 Oklahoma State - answered by becoming fourth freshman since 1999 to have 300-yard passing game in first career start. Part of a TTU offense that became second FBS program since 1996 to have three different QBs throw for at least 1,000 yards in a season. Totaled more than 8,800 passing yards and 84 touchdowns in three seasons at Eastland High School. He was a consensus four-star prospect, ranking sixth nationally among pro-style quarterbacks. He grew up in Lubbock for part of his youth as his father was the head football coach at Monterey HS in Lubbock for 11 years.

17 JAKE STRONG
Fr. | 6-1 | 210

• True freshman. One of the top quarterback prospects in the state of Texas ... set Northwest High School records for career passing yards (6,688), passing touchdowns (82), total yards (8,284) and total touchdowns (100) during his career -- a 5A program located in Justin, Texas - approx. 30 min. north of Fort Worth. Was a three-year starter, however, was called up to the varsity team seven weeks into his freshman season and saw significant snaps. As a sophomore, became the full-time starter and led an offense that averaged 458 yards per game and scored more than 50 points in five games. Strong won District 3-5A-I Newcomer of the Year. Offensive Coordinator offered Strong his first FBS offer when he held the same position at Western Kentucky. He again offered once on the Tech coaching staff and Strong committed two days later making head coach Joey McGuire's first quarterback commitment. Rated a four-star prospect by ESPN and a three-star recruit by 247Sports, Rivals and ON3.com. Joined the Red Raiders spring 2023 and went through spring practices.

RUNNING BACK

28 TAHJ BROOKS
Sr. | 5-10 | 230

• Enters 2023 with the possibility of becoming the first Red Raider since Baron Batch in 2010 to lead the team in rushing over three-consecutive seasons. Brooks and SaRodrick Thompson Jr. formed one of the top 1-2 running back combos over the previous three seasons in Lubbock, but since Thompson moved on to the NFL, Brooks is poised for an even more productive season in 2023. Brooks registered a single season-best 691 rushing yards, topping his 2021 total of 568. Brooks emerged as a receiving threat in Zack Kittley's offense in '22, catching 26 passes for 164 yards and one touchdown. Brooks was Texas Tech's highest-graded offensive player season in '22, finishing at 79.0 by Pro Football Focus. From Austin area Manor HS where he registered three seasons of at least 1,000 yards rushing. Brooks held his first youth camp in June at Manor High School; a free event that had more than 200 kids attend his camp on Father's Day, June 18. An endzone celebration pointing to his wrist to open the 2021 season versus Houston at NRG Stadium, has grown into a staple moniker "Brooks Time." It could be indeed Brooks' time in 2023 as he embarks on his senior season ready to take center stage.

0 CAM'RON VALDEZ
So. | 5-9 | 205

• Sideline in multiple ways last season, the 4-star Rivals prospect displayed his potential late in the 2022 season. Not only was Valdez slotted behind one of the top 1-2 punches between SaRodrick Thompson Jr. and Tahj Brooks last season, he suffered a leg injury during the 2022 preseason that kept him out of the first eight games of the season. Made his season debut at TCU on Nov. 5, receiving three carries late totaling 71 yards as burst for 38 on one of the three runs. Cousins with Red Raider great Le'Raven Clark who was selected in the third round of the 2016 NFL Draft by Indianapolis Colts; entering eighth NFL season in '23 playing for the Pittsburgh Steelers.

DEFENSIVE DEPTH CHART: NOTES

TACKLE

95 JAYLON HUTCHINGS

Sr. | 6-0 | 305

- Has started 50 consecutive games for the Red Raiders, the nation's second longest active streak. Teammates call him J-Boog or J-Boogie. A force who was once a H.S. RB, now owns a 500-lb. bench, a 700-lb. squat & clocked at 18mph. 2nd-highest graded returning DT in Big 12 by PFF.

5 QUINCY LEDET JR.

Sr. | 6-2 | 305

- A newcomer but with strong ties to TTU program. Joins Red Raiders as second transfer from UL-Monroe in as many years, teaming up with Myles Cole. Played HS football at same HS that TTU GM James Blanchard did during his playing days - both from Orange. Has two years eligibility remaining.

WILL

8 JESIAH PIERRE

Sr. | 6-2 | 240

- Returns to ILB in '23, a position he played two seasons at UF and in HS after playing OLB for the first time in his career last season. Tallied a career-high 14 tackles in first start of '23 season at Wyoming in return to ILB. A Haitian-American, mother a native of Haiti. Can understand some Creole.

32 TYRIQUE MATTHEWS

Sr. | 5-11 | 235

- A Texas Tech veteran, having played in 48 career games. Was a regular on special teams and in the linebacker rotation the previous two seasons appearing all 26 games of that span. Led team in special-teams snaps in '21 and was 2nd in snaps in '22. Born in New Orleans, La., attended Aldine Eisenhower HS in Houston, Texas.

NOSE

97 TONY BRADFORD JR.

Sr. | 6-1 | 300

- A staple on the D-Line since 2019 (46 GP/29 GS). Referred to by Joey McGuire as "the mayor of Lubbock" because of his personality and community service. Intern with the Texas Tech Police Department since the spring of 2020. Named to 2022 AFCA Good Works Team; honored Dec. 31, 2022 at the Sugar Bowl.

93 TREVON MCALPINE

R-Fr. | 6-3 | 300

- Did not see action as a true freshman due to suffering a spring 2022 practice injury. Came to the Red Raiders as the No. 19 prospect out of the state of Alabama. Received more than 25 scholarship offers from football programs across the country.

MIKE

13 BEN ROBERTS

R-Fr. | 6-3 | 230

- Thrust into starting role in week 2 contest vs. Oregon and delivered in 1st career start with 12 tkl, 1.5 TFLs, 0.5 sacks and 1 FF. Appeared in two gms as a true frosh. Shifted from safety at HS level to LB in college. A consensus 3-star recruit from DFW area that garnered first-team 6A all-district honors.

10 JACOB RODRIGUEZ

Jr. | 6-1 | 235

- A HS QB that spent first collegiate season at U of Virginia in '21 as a QB, blossomed into a productive Tech linebacker in '22. Passed for more than 7,000 yards and ran for more than 3,000 yards in three HS seasons. Played in 12/13 games in '22 posting 29 TKLs, 3 TFLs and 1 FF.

EDGE

6 MYLES COLE

Sr. | 6-6 | 280

- Moves from Coach Fitch's (DL) meeting room to Coach Ah You's (OLB) in 2023. The 6-6, 280-pounder that has an 86-inch wingspan - clocked with a 20.3mph max speed - takes the task to replace No. 7 overall draft pick Tyree Wilson on the edge. A native of Shreveport, Louisiana.

14 JOSEPH ADEDIRE

So. | 6-3 | 265

- Led true freshman in '22 with six starts. Chose Tech over offers from more than a dozen power-5 programs, including LSU, Michigan & Oregon. Was HS teammates w/ OL Jacoby Jackson. Switched to his HS # this offseason - 14.

OLB

7 STEVE LINTON

Sr. | 6-5 | 235

- Gained approx. 15 lbs. over offseason, listed at 219 last season at Syracuse. Owned 3.5 career sacks and 6.0 TFLs in 29 career games at SU. Also on basketball and track teams in HS. NFL draft analyst Dane Brugler ranks him as the No. 8 senior-year edge rusher for the 2024 draft.

3 BRYCE RAMIREZ

Sr. | 6-6 | 260

- On the watch list for '23 Comeback PDY, suffered a compound leg fracture in first career start at NC State (9/17/22). Surprised with a scholarship prior to the 2021 season getting underway. After first two seasons on scout team (2019-20), inserted into each of the final seven games of the 2021 season, special teams.

STAR

9 C.J. BASKERVILLE

Jr. | 6-3 | 215

- Arrives to Tech in '23 after two seasons at San Diego State; played boundary safety for SDSU. Is a Texas product. Born in Houston; played at Katy HS (Fr./So.) before moving to DFW area. Richland HS coach Ged Kates endorsed McGuire in transfer process. Received D1 offers for WR & DB in high school. C.J. is short for Christopher Julian.

27 BRENDEN JORDAN

Fr. | 6-0 | 215

- A 247Sports 4-star recruit that attended Mansfield HS in the DFW metroplex. Member of ESPN300 at No. 224 overall nationally and regarded as the No. 13 safety nationally by ESPN. Started on varsity as a freshman. Saints are favorite NFL team. Nickname is B.J.; favorite restaurant is B.J.'s

CORNERBACK

0 RAYSHAD WILLIAMS

Sr. | 6-3 | 215

- The UCLA transfer has made 28 consecutive starts over the past three seasons for Tech, including a return to his hometown of Memphis for the Liberty Bowl to cap 2021. Had a career-high (5) and most PBUs by a Red Raider since Justis Nelson in 2014 versus OSU on 10/8/22.

2 JALON PEOPLES

R-Fr. | 5-11 | 185

- Committed to Texas Tech the night Joey McGuire was announced Texas Tech's head coach - both products of Cedar Hill HS. Appeared in two games as a true freshman - wins over Murray State and West Virginia. His brother, Dimitri Moore, transferred to Tech to play his super-senior season alongside Jalon in 2022.

SAFETY

1 DADRION TAYLOR-DEMERTON

Sr. | 5-11 | 195

- Affectionately known as "Rabbit" since the 2nd grade to friends and family, coined from playing football as one of the smallest players on the team. Storied HS career included three-straight state titles [OKla.] and Player of the Year honors. In March 2022, became father to daughter Layla Grace.

25 CHAPMAN LEWIS

Fr. | 6-1 | 180

- A true freshman hailing from Burleson Centennial in the DFW metroplex that joined the team for spring football. Shifted to safety in the fall after taking reps at both corner spots in the spring; spurred by the depth Bralyn Lux added in June. Recruited by TCU, UCLA, Utah and others. Mother played basketball at Alabama A&M.

SAFETY

18 TYLER OWENS

Sr. | 6-2 | 210

- A former five-star safety that transferred to Tech with two years eligibility prior to '22 season from Texas. Vertical-jumped over 40 inches this past offseason; clocked running at more than 23mph in a game. Closed '22 season w/ career-high six tackles to go along with an INT and a forced fumble in the Texas Bowl win versus Ole Miss.

12 BRALYN LUX

Sr. | 5-11 | 175

- Signed with Texas Tech on June 1, 2023 - the Red Raiders' final addition to its '23 roster. The transfer from Fresno State has two seasons eligibility. After strong camp, HC Joey McGuire noted that Lux would join veterans Williams and Dunlap as a trio that could each see starts each week. Lux got the week one start at Wyoming.

CORNERBACK

24 MALIK DUNLAP

Sr. | 6-3 | 220

- Tech's sole returner who was a member of last year's All-Big 12 Team (2nd-Team DB). Had most productive season of career in '22, making 11 of 22 career starts - started 11/12 gms played in. Ranked 2nd in Big 12 w/ 11 PBUs. Appeared in 7 games, 1 start, fighting injuries in 1st season at Tech in '21, after 3 years at NC St.

12 BRALYN LUX

Sr. | 5-11 | 175

- Signed with Texas Tech on June 1, 2023 - the Red Raiders' final addition to its '23 roster. The transfer from Fresno State has two seasons eligibility. After strong camp, HC Joey McGuire noted that Lux would join veterans Williams and Dunlap as a trio that could each see starts each week. Lux got the week one start at Wyoming.

ALPHABETICAL ROSTER

NO	NAME	POS
14	Joseph Adedire	DL
58	Tanner Allen	OL
98	E'Maurion Banks	DL
9	C.J. Baskerville	DB
13	Brady Boyd	WR
97	Tony Bradford Jr.	DL
9	Jerand Bradley	WR
28	Tahj Brooks	RB
4	Jordan Brown	WR
49	Tre'Darius Brown	DL
79	Ty Buchanan	OL
38	Reese Burkhardt	K
18	Will Burns	QB
91	Blake Burris	DL
54	Kaden Carr	OL
99	Sam Carrell	DL
51	Jayden Cofield	DL
6	Myles Cole	OLB
29	Chief Collins	DB
46	Isaiah Crawford	OLB
84	D.J. Crest	WR
42	John Curry	LB
88	Baylor Cupp	TE
25	JMaury Davis	RB
39	Luke Dillingham	DB
35	Miquel Dingle Jr.	LB
22	Bryson Donnell	RB
24	Malik Dunlap	DB
52	Harvey Dyson III	OLB
8	Coy Eakin	WR
48	Gage Elder	LB
83	Jack Esparza	WR
11	Charles Esters III	OLB
60	Nick Fattig	OL
4	Nate Floyd	DB
11	Loic Fouonji	WR
99	Gino Garcia	K
37	James Grando	OLB
48	Stone Harrington	K
82	Drew Hocutt	WR
37	Brook Honore Jr.	P
22	Maurion Horn	DB
36	Justin Horne	LB
23	Landon Hullaby	DB
95	Jaylon Hutchings	DL
75	Jacoby Jackson	OL
27	Brenden Jordan	DB
41	Ty Kana	LB
66	Matt Keeler	OL
21	Tyler King	WR
30	Jackson Knotts	LS
23	Cooper LaFebre	QB
5	Quincy Ledet Jr.	DL
43	Chris Lemons	DB
25	Chapman Lewis	DB
7	Steve Linton	OLB
64	Jurrien Loftin	OL
50	Trent Low	LB
12	Bralyn Lux	DB
68	Seth Martin	OL
20	Nehemiah Martinez I	WR
32	Tyrique Matthews	LB
47	Jacob Mauch	LS
93	Trevon McAlpine	DL
19	A.J. McCarty	DB
10	Drae McCray	WR
31	Austin McNamara	P
85	Aiden Meeks	WR
67	Dalton Merryman	OL
71	Monroe Mills	OL

NUMERICAL ROSTER

NO	PLAYER	POS	HT	WT	YR-EX	HOMETOWN (HIGH SCHOOL)
0	Cam'Ron Valdez	RB	5-9	205	So-1L	Rockdale, Texas (Rockdale)
0	Rayshad Williams^	DB	6-3	215	Sr-2L	Memphis, Tenn. (Whitehaven)
1	Myles Price	WR	5-10	190	Sr-3L	The Colony, Texas (The Colony)
1	Dadrion Taylor-Demerson^	DB	5-11	195	Sr-4L	Oklahoma City, Okla. (Carl Albert)
2	Behren Morton	QB	6-2	215	So-1L	Eastland, Texas (Eastland)
2	Jalon Peoples	DB	5-11	185	Fr-RS	Cedar Hill, Texas (Cedar Hill)
3	Bryce Ramirez	OLB	6-2	245	Sr-1L	Missouri City, Texas (George Ranch)
4	Jordan Brown	WR	5-11	185	Jr-1L	Dallas, Texas (DeSoto)
4	Nate Floyd	DB	6-0	190	Jr-1L	College Station, Texas (A&M Consolidated)
5	Quincy Ledet Jr.	DL	6-2	305	Sr-TR	Orange, Texas (West Orange-Stark)
6	Myles Cole^	OLB	6-6	280	Sr-1L	Shreveport, La. (Evangel Christian Academy)
6	J.J. Sparkman	WR	6-4	225	Jr-2L	Longview, Texas (Pine Tree)
7	Steve Linton	OLB	6-5	235	Sr-TR	Dublin, Ga. (Dublin)
8	Coy Eakin	WR	6-2	210	Fr-RS	Stephenville, Texas (Stephenville)
8	Jesiah Pierre	LB	6-2	240	Sr-2L	Mount Dora, Fla. (Mount Dora Christian Academy)
9	C.J. Baskerville	DB	6-3	215	Jr-TR	North Richland Hills, Texas (Richland)
9	Jerand Bradley	WR	6-5	220	So-1L	Frisco, Texas (DeSoto)
10	Drae McCray	WR	5-9	185	Jr-TR	Tallahassee, Fla. (North Florida Christian)
10	Jacob Rodriguez	LB	6-1	235	Jr-1L	Wichita Falls, Texas (Rider)
11	Charles Esters III	OLB	6-3	260	So-SQ	Cedar Hill, Texas (Cedar Hill)
11	Loic Fouonji	WR	6-4	215	Sr-3L	Midland, Texas (Lee)
12	Bralyn Lux	DB	5-11	175	Sr-TR	San Jose, Calif. (King's Academy)
12	Tyler Shough	QB	6-5	230	Sr-2L	Chandler, Ariz. (Hamilton)
13	Brady Boyd	WR	6-1	205	Jr-1L	Southlake, Texas (Southlake Carroll)
13	Ben Roberts	LB	6-3	230	Fr-RS	Haslet, Texas (Eaton)
14	Joseph Adedire	OLB	6-3	265	So-1L	Mansfield, Texas (Summit)
14	Xavier White^	WR	6-0	195	Sr-3L	Lubbock, Texas (Monterey)
15	Robert Wooten	OLB	6-3	270	Jr-1L	Stafford, Texas (Stafford)
15	Jayden York	TE	6-4	250	Jr-1L	Austin, Texas (Bowie)
16	Jaden Morris	RB	5-11	205	Fr-RS	Arlington, Texas (Lamar)
16	Macho Stevenson	DB	6-1	190	Fr-HS	Shreveport, La. (Captain Shreve)
17	Isaac Smith	OLB	6-6	260	So-1L	Wagoner, Okla. (Wagoner)
17	Jake Strong	QB	6-1	210	Fr-HS	Justin, Texas (Northwest)
18	Will Burns	QB	6-2	200	Fr-HS	Mission Viejo, Calif. (Mission Viejo)
18	Tyler Owens^	DB	6-2	210	Sr-1L	Plano, Texas (Plano East)
19	A.J. McCarty	DB	6-0	190	Jr-TR	Brownwood, Texas (Brownwood)
19	Dylan Spencer	OLB	6-5	245	Fr-HS	Orange, Texas (C.E. King)
19	Haydon Wiginton	WR	5-11	195	So-SQ	Midlothian, Texas (Heritage)
20	Nehemiah Martinez I	WR	5-9	205	Jr-2L	Lubbock, Texas (Cooper)
20	Marcus Ramon-Edwards	DB	6-3	210	Fr-HS	Lubbock, Texas (Trinity)
21	Tyler King	WR	5-9	180	Fr-RS	Houston, Texas (Alief Taylor)
21	Cameron Watts	DB	5-11	200	Sr-2L	Tulsa, Okla. (Union)
22	Bryson Donnell	RB	5-10	220	Fr-RS	Tyler, Texas (Legacy)
22	Maurion Horn	DB	5-11	180	Fr-RS	Broken Arrow, Okla. (Broken Arrow)
23	Landon Hullaby	DB	6-0	205	Fr-RS	Mansfield, Texas (Timberview)
23	Cooper LaFebre	QB	6-1	175	So-SQ	Lubbock, Texas (Cooper)
24	Malik Dunlap^	DB	6-3	220	Sr-2L	Charlotte, N.C. (Harding)
24	Anquan Willis	RB	6-0	220	Fr-HS	Wichita Falls, Texas (Rider)
25	JMaury Davis	RB	5-11	180	Fr-HS	Clarendon, Texas (Clarendon)
25	Chapman Lewis	DB	6-1	180	Fr-HS	Burleson, Texas (Burleson Centennial)
26	Sammy Morris IV	DB	6-1	205	So-SQ	Prosper, Texas (Prosper)
27	Brenden Jordan	DB	6-0	215	Fr-HS	Mansfield, Texas (Mansfield)
28	Tahj Brooks	RB	5-10	230	Sr-3L	Manor, Texas (Manor)
28	Jordan Sanford	DB	6-0	195	Fr-HS	Arlington, Texas (Mansfield Timberview)
29	Chief Collins	DB	5-11	205	So-SQ	Lucas, Texas (Lovejoy)
30	Jackson Knotts	LS	5-11	190	Jr-2L	Plant City, Fla. (Plant City)
30	Miles Thompson	DB	5-11	175	Fr-HS	Cedar Rapids, Iowa (Washington)
31	Austin McNamara^	P	6-4	210	Sr-4L	Gilbert, Ariz. (Highland)
31	Joseph Plunk	DB	5-10	180	Jr-1L	Amarillo, Texas (Tascosa)
32	Tyrique Matthews^	LB	5-11	235	Sr-4L	Houston, Texas (Eisenhower)
33	Matthew Young^	TE	6-1	250	Sr-1L	Las Cruces, N.M. (Oñate)
34	Bryce Robinson	LB	6-2	235	Sr-SQ	Sachse, Texas (Sachse)
35	Miquel Dingle Jr.	LB	6-2	220	Fr-HS	Charleston, S.C. (Byrnes)
36	Justin Horne	LB	6-0	220	Fr-HS	New Orleans, La. (John Curtis Christian)
37	James Grando	DB	6-2	225	Jr-RS	Arlington, Texas (Lamar)
37	Brook Honore Jr.	P	6-0	185	Fr-RS	Manvel, Texas (Manvel)
38	Reese Burkhardt	K	6-1	205	Jr-TR	Andalusia, Ala. (Andalusia)
38	Anthony White	DB	6-0	185	Fr-HS	Abernathy, Texas (Abernathy)
39	Luke Dillingham	DB	6-1	200	So-SQ	Brock, Texas (Brock)
39	Charles Robinson	TE	6-0	250	So-SQ	Lubbock, Texas (Coronado)

NUMERICAL ROSTER

NO	PLAYER	POS	HT	WT	YR-EX	HOMETOWN (HIGH SCHOOL)
40	Wesley Smith	LB	5-10	220	So-1L	Midland, Texas (Legacy)
41	Ty Kana	LB	6-2	230	Fr-RS	Katy, Texas (Katy)
42	John Curry	LB	6-2	220	Fr-HS	Lubbock, Texas (Coronado)
43	Chris Lemons	OLB	6-2	205	Fr-HS	Prosper, Texas (Prosper)
43	Henry Teeter [*]	FB	6-4	250	Sr-2L	San Angelo, Texas (Central)
45	Terrell Tilmon	OLB	6-5	230	So-TR	Mansfield, Texas (Timberview)
46	Isaiah Crawford	OLB	6-4	230	Fr-HS	Post, Texas (Post)
47	Jacob Mauch	LS	6-3	220	Sr-SQ	Covina, Calif. (South Hills)
48	Gage Elder	LB	5-11	225	So-SQ	Rockwall, Texas (Rockwall)
48	Stone Harrington	K	6-3	185	Fr-RS	Colleyville, Texas (Colleyville)
49	Tre'Darius Brown	DL	6-2	300	Fr-HS	Natchitoches, La. (Natchitoches Central)
50	Trent Low	LB	6-1	220	Jr-1L	Midland, Texas (Lee)
51	Jayden Cofield	DL	6-2	305	Fr-HS	Austin, Texas (Manor)
52	Harvey Dyson III	OLB	6-3	250	Fr-RS	Cedar Hill, Texas (Cedar Hill)
53	Rusty Staats	OL	6-5	320	Sr-TR	Watertown, Tenn. (Watertown)
54	Kaden Carr	OL	6-6	320	Fr-HS	Canadian, Texas (Lubbock Cooper)
56	Dennis Wilburn [*]	OL	6-3	325	Sr-1L	Humble, Texas (Nimitz)
58	Tanner Allen	OL	6-3	285	Fr-RS	Bryan, Texas (Bryan)
60	Nick Fattig	OL	6-4	290	Fr-HS	League City, Texas (Clear Springs)
63	Dylan Shaw	OL	6-4	310	Fr-HS	Corpus Christi, Texas (Flour Bluff)
64	Jurrien Loftin	OL	6-5	315	Fr-RS	Aledo, Texas (Aledo)
65	Sheridan Wilson	OL	6-5	300	Fr-RS	Argyle, Texas (Argyle)
66	Matt Keeler	OL	6-6	305	So-1L	Chicago, Ill. (Nazareth Academy)
67	Dalton Merryman	OL	6-9	305	So-TR	Montgomery, Texas (Montgomery)
68	Seth Martin	OL	6-3	300	Fr-RS	Fort Worth, Texas (Everman)
69	Caleb Rodkey	OL	6-4	315	So-SQ	Missouri City, Texas (Ridge Point)
70	Cole Spencer [*]	OL	6-4	300	Sr-RS	Louisville, Ky. (Trinity)
71	Monroe Mills	OL	6-6	315	Jr-1L	Columbia, Mo. (Father Tolton)
72	Landon Peterson	OL	6-6	300	Sr-3L	Odessa, Texas (Permian)
74	Daniel Sill	OL	6-5	305	Fr-HS	College Station, Texas (A&M Consolidated)
75	Jacoby Jackson	OL	6-6	320	So-1L	Arlington, Texas (Mansfield Summit)
76	Caleb Rogers	OL	6-5	310	Sr-3L	Mansfield, Texas (Lake Ridge)
77	Garrett Morphis	OL	6-4	310	Fr-HS	Monticello, Ark. (Waco Midway - TX)
79	Ty Buchanan	OL	6-6	310	So-1L	Corpus Christi, Texas (Calallen)
80	Mason Tharp	TE	6-9	270	Jr-2L	Klein, Texas (Klein)
82	Drew Hocutt	WR	6-0	190	Jr-1L	Lubbock, Texas (Frenship)
83	Jack Esparza	TE	6-4	240	Fr-RS	Austin, Texas (St. Michael's Catholic)
84	D.J. Crest	WR	6-3	195	Fr-HS	El Paso, Texas (Parkland)
85	Aiden Meeks	WR	5-10	175	Fr-HS	Rockwall, Texas (Rockwall)
86	T.J. West	WR	6-1	195	Fr-HS	Houston, Texas (Humble)
87	Kelby Valsin	WR	6-1	195	Fr-HS	Arlington, Texas (Bowie)
88	Baylor Cupp	TE	6-6	260	Sr-1L	Brock, Texas (Brock)
90	Ansel Nedore	OLB	6-3	275	Fr-HS	Round Rock, Texas (Round Rock)
91	Blake Burris	DL	6-5	300	So-1L	Irving, Texas (Parish Episcopal)
93	Trevon McAlpine	DL	6-3	300	Fr-RS	Saraland, Ala. (Saraland)
94	Braylon Rigsby	DL	6-2	295	Fr-HS	Woodville, Texas (Woodville)
95	Jaylon Hutchings [*]	DL	6-0	305	Sr-4L	Forney, Texas (Forney)
96	Amier Washington	DL	6-2	275	Fr-HS	Orange, Texas (Little Cypress-Mauriceville)
97	Tony Bradford Jr. [*]	DL	6-1	300	Sr-4L	Houston, Texas (North Shore)
98	E'Maurion Banks	DL	6-5	300	So-SQ	Wichita Falls, Texas (Rider)
99	Sam Carrell	OLB	6-4	270	So-SQ	Albuquerque, N.M. (Sandia)
99	Gino Garcia	K	6-2	215	Sr-RS	Richardson, Texas (Pearce)

ROSTER KEY
^{*} represents Super Senior in final year of eligibility

PRONUNCIATION GUIDE

Joseph Adedire	A-day-der-ray
E'Maurion Banks	e-mar-e-on
Jerand Bradley	Jer-on
Tahj Brooks	Taj
Miquel Dingle Jr.	My-kel
Bryson Donnell	Don-elle
Coy Eakin	Achen (rhymes with bacon)
Nick Fattig	Fat-ehg
Loic Fouonji	Low-ick Fun-G
James Grando	Gron-do
Brooke Honore'	On-o-Ray
Maurion Horn	Mare-E-on Horn
Ty Kana	Con-ya

Matt Keeler	Key-ler
Jacob Mauch	Mawke
Behren Morton	Bear-en
Trevon McAlpine	Trey-vonn
Ansel Nedore	Na-door-e
Jesiah Pierre	Jah-sigh-ah
Tyler Shough	Shuck
Dadrión Taylor-Demerson	Day-dree-un
Rayshad Williams	Ray-shad

ALPHABETICAL ROSTER

NO	NAME	POS
77	Garrett Morphis	OL
16	Jaden Morris	QB
26	Sammy Morris IV	DB
2	Behren Morton	QB
90	Ansel Nedore	DL
18	Tyler Owens	DB
2	Jalon Peoples	DB
72	Landon Peterson	OL
8	Jesiah Pierre	LB
31	Joseph Plunk	DB
1	Myles Price	WR
3	Bryce Ramirez	OLB
20	Marcus Ramon-Edwards	DB
94	Braylon Rigsby	DL
13	Ben Roberts	LB
34	Bryce Robinson	LB
39	Charles Robinson	TE
69	Caleb Rodkey	OL
10	Jacob Rodriguez	LB
76	Caleb Rogers	OL
28	Jordan Sanford	DB
63	Dylan Shaw	OL
12	Tyler Shough	QB
74	Daniel Sill	OL
17	Isaac Smith	OLB
40	Wesley Smith	LB
6	J.J. Sparkman	WR
70	Cole Spencer	OL
19	Dylan Spencer	OLB
53	Rusty Staats	OL
16	Marquez Stevenson	DB
17	Jake Strong	QB
1	Dadrión Taylor-Demerson	DB
43	Henry Teeter	FB
80	Mason Tharp	TE
30	Miles Thompson	DB
45	Terrell Tilmon	OLB
0	Cam'Ron Valdez	RB
87	Kelby Valsin	WR
96	Amier Washington	DL
21	Cameron Watts	DB
86	T.J. West	WR
38	Anthony White	DB
14	Xavier White	WR
19	Haydon Wiginton	WR
56	Dennis Wilburn	OL
0	Rayshad Williams	DB
24	Anquan Willis	RB
65	Sheridan Wilson	OL
15	Robert Wooten	OLB
15	Jayden York	TE
33	Matthew Young	TE

OFFENSIVE ROSTER BREAKDOWN

RETURNING/LOST

STARTERS RETURNING (10)

QB	Tyler Shough
RB	Tahj Brooks
WR	Jerand Bradley
WR	Myles Price
WR	Xavier White
TE	Mason Tharp
OL	Monroe Mills
OL	Landon Peterson
OL	Caleb Rogers
OL	Dennis Wilburn

OTHER RETURNERS WITH STARTING EXPERIENCE (10)

QB	Behren Morton
OL	Ty Buchanan
OL	Jacoby Jackson
OL	Matt Keeler
WR	Brady Boyd
WR	Loic Fouonji
WR	Nehemiah Martinez I
WR	J.J. Sparkman
TE	Baylor Cupp
TE	Henry Teeter

LETTERWINNERS RETURNING (24)

QB	Behren Morton
QB	Tyler Shough
RB	Tahj Brooks
RB	Cam'Ron Valdez
OL	Ty Buchanan
OL	Jacoby Jackson
OL	Matt Keeler
OL	Monroe Mills
OL	Landon Peterson
OL	Caleb Rogers
OL	Dennis Wilburn
WR	Brady Boyd
WR	Jerand Bradley
WR	Jordan Brown
WR	Loic Fouonji
WR	Drew Hocutt
WR	Nehemiah Martinez I
WR	Myles Price
WR	J.J. Sparkman
WR	Xavier White
TE	Baylor Cupp
TE	Henry Teeter
TE	Mason Tharp
TE	Jayden York

STARTERS LOST (1)

OL	Weston Wright
----	---------------

LETTERWINNERS LOST (5)

QB	Donovan Smith
RB	SaRodorick Thompson
OL	Ethan Carde
OL	Weston Wright
WR	Trey Cleveland III

SPECIALISTS RETURNING (2)

LS	Jackson Knotts
P	Austin McNamara

SPECIALISTS LOST (1)

K	Trey Wolff
---	------------

QUARTERBACKS

2	Behren Morton	6-2	215	So-1L	Eastland, Texas (Eastland)
12	Tyler Shough	6-5	230	Sr-2L	Chandler, Ariz. (Hamilton)
17	Jake Strong	6-1	210	Fr-HS	Justin, Texas (Northwest)
18	Will Burns	6-2	200	Fr-HS	Mission Viejo, Calif. (Mission Viejo)
23	Cooper LaFebre	6-1	175	So-SQ	Lubbock, Texas (Cooper)

RUNNING BACKS

0	Cam'Ron Valdez	5-9	205	So-1L	Rockdale, Texas (Rockdale)
16	Jaden Morris	5-11	205	Fr-RS	Arlington, Texas (Lamar)
22	Bryson Donnell	5-10	220	Fr-RS	Tyler, Texas (Legacy)
24	Anquan Willis	6-0	220	Fr-HS	Wichita Falls, Texas (Rider)
25	JMaury Davis	5-11	180	Fr-HS	Clarendon, Texas (Clarendon)
28	Tahj Brooks	5-10	230	Sr-3L	Manor, Texas (Manor)

TIGHT ENDS

15	Jayden York	6-4	250	Jr-1L	Austin, Texas (Bowie)
33	Matthew Young^	6-1	250	Sr-1L	Las Cruces, N.M. (Oñate)
39	Charles Robinson	6-0	250	So-SQ	Lubbock, Texas (Coronado)
43	Henry Teeter^	6-4	250	Sr-2L	San Angelo, Texas (Central)
80	Mason Tharp	6-9	270	Jr-2L	Klein, Texas (Klein)
83	Jack Esparza	6-4	240	Fr-RS	Austin, Texas (St. Michael's Catholic)
88	Baylor Cupp	6-6	260	Sr-1L	Brock, Texas (Brock)

WIDE RECEIVERS

1	Myles Price	5-10	190	Sr-3L	The Colony, Texas (The Colony)
4	Jordan Brown	5-11	185	Jr-1L	Dallas, Texas (DeSoto)
6	J.J. Sparkman	6-4	225	Jr-2L	Longview, Texas (Pine Tree)
8	Coy Eakin	6-2	210	Fr-RS	Stephenville, Texas (Stephenville)
9	Jerand Bradley	6-5	220	So-1L	Frisco, Texas (DeSoto)
10	Drae McCray	5-9	185	Jr-TR	Tallahassee, Fla. (North Florida Christian)
11	Loic Fouonji	6-4	215	Sr-3L	Midland, Texas (Lee)
13	Brady Boyd	6-1	205	Jr-1L	Southlake, Texas (Southlake Carroll)
14	Xavier White^	6-0	195	Sr-3L	Lubbock, Texas (Monterey)
19	Haydon Wiginton	5-11	195	So-SQ	Midlothian, Texas (Heritage)
20	Nehemiah Martinez I	5-9	205	Jr-2L	Lubbock, Texas (Cooper)
21	Tyler King	5-9	180	Fr-RS	Houston, Texas (Alief Taylor)
82	Drew Hocutt	6-0	190	Jr-1L	Lubbock, Texas (Frenship)
84	D.J. Crest	6-3	195	Fr-HS	El Paso, Texas (Parkland)
85	Aiden Meeks	5-10	175	Fr-HS	Rockwall, Texas (Rockwall)
86	T.J. West	6-1	195	Fr-HS	Houston, Texas (Humble)
87	Kelby Valsin	6-1	195	Fr-HS	Arlington, Texas (Bowie)

OFFENSIVE LINE

53	Rusty Staats	6-5	320	Sr-TR	Watertown, Tenn. (Watertown)
54	Kaden Carr	6-6	320	Fr-HS	Canadian, Texas (Lubbock Cooper)
56	Dennis Wilburn^	6-3	325	Sr-1L	Humble, Texas (Nimitz)
60	Nick Fattig	6-4	290	Fr-HS	League City, Texas (Clear Springs)
63	Dylan Shaw	6-4	310	Fr-HS	Corpus Christi, Texas (Flour Bluff)
64	Jurrien Loftin	6-5	315	Fr-RS	Aledo, Texas (Aledo)
65	Sheridan Wilson	6-5	300	Fr-RS	Argyle, Texas (Argyle)
66	Matt Keeler	6-6	305	So-1L	Chicago, Ill. (Nazareth Academy)
67	Dalton Merryman	6-9	305	So-TR	Montgomery, Texas (Mongomery)
68	Seth Martin	6-3	300	Fr-RS	Fort Worth, Texas (Everman)
69	Caleb Rodkey	6-4	315	So-SQ	Missouri City, Texas (Ridge Point)
70	Cole Spencer^	6-4	300	Sr-RS	Louisville, Ky. (Trinity)
71	Monroe Mills	6-6	315	Jr-1L	Columbia, Mo. (Father Tolton)
72	Landon Peterson	6-6	300	Sr-3L	Odessa, Texas (Permian)
74	Daniel Sill	6-5	305	Fr-HS	College Station, Texas (A&M Consolidated)
75	Jacoby Jackson	6-6	320	So-1L	Arlington, Texas (Mansfield Summit)
76	Caleb Rogers	6-5	310	Sr-3L	Mansfield, Texas (Lake Ridge)
77	Garrett Morphis	6-4	310	Fr-HS	Monticello, Ark. (Waco Midway - TX)
79	Ty Buchanan	6-6	310	So-1L	Corpus Christi, Texas (Calallen)

SPECIALISTS

30	Jackson Knotts	5-11	190	Jr-2L	Plant City, Fla. (Plant City)
31	Austin McNamara^	6-4	210	Sr-4L	Gilbert, Ariz. (Highland)
37	Brook Honore Jr.	6-0	185	Fr-RS	Manvel, Texas (Manvel)
38	Reese Burkhardt	6-1	205	Jr-TR	Andalusia, Ala. (Andalusia)
47	Jacob Mauch	6-3	220	Sr-SQ	Covina, Calif. (South Hills)
48	Stone Harrington	6-3	185	Fr-RS	Colleyville, Texas (Colleyville)
99	Gino Garcia	6-2	215	Sr-RS	Richardson, Texas (Pearce)



DEFENSIVE ROSTER BREAKDOWN

DEFENSIVE LINE

5	Quincy Ledet Jr.	6-2	305	Sr-TR	Orange, Texas (West Orange-Stark)
15	Robert Wooten	6-3	270	Jr-1L	Stafford, Texas (Stafford)
47	Tanner Allen	6-3	285	Fr-RS	Bryan, Texas (Bryan)
49	Tre'Darius Brown	6-2	300	Fr-HS	Natchitoches, La. (Natchitoches Central)
51	Jayden Cofield	6-2	305	Fr-HS	Austin, Texas (Manor)
91	Blake Burris	6-5	300	So-1L	Irving, Texas (Parish Episcopal)
93	Trevon McAlpine	6-3	300	Fr-RS	Saraland, Ala. (Saraland)
94	Braylon Rigsby	6-2	295	Fr-HS	Woodville, Texas (Woodville)
95	Jaylon Hutchings [^]	6-0	305	Sr-4L	Forney, Texas (Forney)
96	Amier Washington	6-2	275	Fr-HS	Orange, Texas (Little Cypress-Mauriceville)
97	Tony Bradford Jr. [^]	6-1	300	Sr-4L	Houston, Texas (North Shore)
98	E'Maurion Banks	6-5	305	So-SQ	Wichita Falls, Texas (Rider)

OUTSIDE LINEBACKERS

3	Bryce Ramirez	6-2	245	Sr-1L	Missouri City, Texas (George Ranch)
6	Myles Cole [^]	6-6	280	Sr-1L	Shreveport, La. (Evangel Christian Academy)
7	Steve Linton	6-5	235	Sr-TR	Dublin, Ga. (Dublin)
11	Charles Esters III	6-3	260	So-SQ	Cedar Hill, Texas (Cedar Hill)
14	Joseph Adedire	6-3	265	So-1L	Mansfield, Texas (Summit)
17	Isaac Smith	6-6	260	So-1L	Wagoner, Okla. (Wagoner)
19	Dylan Spencer	6-5	245	Fr-HS	Orange, Texas (C.E. King)
43	Chris Lemons	6-2	205	Fr-HS	Prosper, Texas (Prosper)
45	Terrell Tilmon	6-5	230	So-TR	Mansfield, Texas (Timberview)
46	Isaiah Crawford	6-4	230	Fr-HS	Post, Texas (Post)
52	Harvey Dyson III	6-3	250	Fr-RS	Cedar Hill, Texas (Cedar Hill)
90	Ansel Nedore	6-3	275	Fr-HS	Round Rock, Texas (Round Rock)
99	Sam Carrell	6-4	270	So-SQ	Albuquerque, N.M. (Sandia)

INSIDE LINEBACKERS

8	Jesiah Pierre	6-2	240	Sr-2L	Mount Dora, Fla. (Christian Academy)
10	Jacob Rodriguez	6-1	235	Jr-1L	Wichita Falls, Texas (Rider)
13	Ben Roberts	6-3	230	Fr-RS	Haslet, Texas (Eaton)
32	Tyrique Matthews [^]	5-11	235	Sr-4L	Houston, Texas (Eisenhower)
34	Bryce Robinson	6-2	235	Sr-SQ	Sachse, Texas (Sachse)
35	Miquel Dingle Jr.	6-2	220	Fr-HS	Charleston, S.C. (Byrnes)
36	Justin Horne	6-0	220	Fr-HS	New Orleans, La. (John Curtis Christian)
37	James Grando	6-2	225	Jr-RS	Arlington, Texas (Lamar)
40	Wesley Smith	5-10	220	So-1L	Midland, Texas (Legacy)
41	Ty Kana	6-2	230	Fr-RS	Katy, Texas (Katy)
42	John Curry	6-2	220	Fr-HS	Lubbock, Texas (Coronado)
48	Gage Elder	5-11	225	So-SQ	Rockwall, Texas (Rockwall)
50	Trent Low	6-1	220	Jr-1L	Midland, Texas (Lee)

DEFENSIVE BACKS

0	Rayshad Williams [^]	6-3	215	Sr-2L	Memphis, Tenn. (Whitehaven)
1	Dadrión Taylor-Demerson [^]	5-11	195	Sr-4L	Oklahoma City, Okla. (Carl Albert)
2	Jalon Peoples	5-11	185	Fr-RS	Cedar Hill, Texas (Cedar Hill)
4	Nate Floyd	6-0	190	Jr-1L	College Station, Texas (A&M Consolidated)
9	C.J. Baskerville	6-3	215	Jr-TR	North Richland Hills, Texas (Richland)
12	Bralyn Lux	5-11	175	Sr-TR	San Jose, Calif. (King's Academy)
16	Macho Stevenson	6-1	190	Fr-HS	Shreveport, La. (Captain Shreve)
18	Tyler Owens [^]	6-2	210	Sr-1L	Plano, Texas (Plano East)
19	A.J. McCarty	6-0	190	Jr-TR	Brownwood, Texas (Brownwood)
20	Marcus Ramon-Edwards	6-3	210	Fr-HS	Lubbock, Texas (Trinity)
21	Cameron Watts	5-11	200	Sr-2L	Tulsa, Okla. (Union)
22	Maurion Horn	5-11	180	Fr-RS	Broken Arrow, Okla. (Broken Arrow)
23	Landon Hultaby	6-0	205	Fr-RS	Mansfield, Texas (Timberview)
24	Malik Dunlap [^]	6-3	220	Sr-2L	Charlotte, N.C. (Harding)
25	Chapman Lewis	6-1	180	Fr-HS	Burleson, Texas (Burleson Centennial)
26	Sammy Morris IV	6-1	205	So-SQ	Prosper, Texas (Prosper)
27	Brenden Jordan	6-0	215	Fr-HS	Mansfield, Texas (Mansfield)
28	Jordan Sanford	6-0	195	Fr-HS	Arlington, Texas (Mansfield Timberview)
29	Chief Collins	5-11	200	So-SQ	Lucas, Texas (Lovejoy)
30	Miles Thompson	5-11	175	Fr-HS	Cedar Rapids, Iowa (Washington)
31	Joseph Plunk	5-10	180	Jr-1L	Amarillo, Texas (Tascosa)
38	Anthony White	6-0	185	Fr-HS	Abernathy, Texas (Abernathy)
39	Luke Dillingham	6-1	200	Jr-SQ	Brock, Texas (Brock)

RETURNING/LOST

STARTERS RETURNING (6)

DL	Tony Bradford Jr.
DL	Jaylon Hutchings
LB	Jesiah Pierre
DB	Malik Dunlap
DB	Dadrión Taylor-Demerson
DB	Rayshad Williams

RETURNERS WITH STARTING EXPERIENCE (6)

DL	Robert Wooten
OLB	Joseph Adedire
OLB	Myles Cole
OLB	Bryce Ramirez
OLB	Isaac Smith
DB	Tyler Owens

LETTERWINNERS RETURNING (17)

DL	Tony Bradford Jr.
DL	Blake Burris
DL	Jaylon Hutchings
DL	Robert Wooten
OLB	Joseph Adedire
OLB	Myles Cole
OLB	Bryce Ramirez
OLB	Isaac Smith
LB	Trent Low
LB	Tyrique Matthews
LB	Jesiah Pierre
LB	Jacob Rodriguez
DB	Malik Dunlap
DB	Tyler Owens
DB	Joseph Plunk
DB	Dadrión Taylor-Demerson
DB	Rayshad Williams

STARTERS LOST (5)

OLB	Tyree Wilson
LB	Kosi Eldridge
LB	Krishon Merriweather
DB	Marquis Waters
DB	Reggie Pearson Jr.

LETTERWINNERS LOST (13)

DL	Phillip Blidi
DL	Vidal Scott Jr.
OLB	Tyree Wilson
LB	Jackson Baggett
LB	Patrick Curley
LB	Kosi Eldridge
LB	Krishon Merriweather
LB	Dimitri Moore
DB	Keyon Blankenbaker
DB	Adrian Frye
DB	Kobee Minor
DB	Marquis Waters
DB	Reggie Pearson Jr.

INDIVIDUAL GAME HIGHS

PASSING

Name	Completions		Attempts		Yards		Career 300-Yard Passing Games
	2023	Career	2023	Career	2023	Career	
#2 Behren Morton	13 (at West Virginia)	39 ('22 at Oklahoma St.)	37 (at West Virginia)	62 ('22 at Oklahoma St.)	158 (at West Virginia)	379 ('22 at Oklahoma St.)	2
#12 Tyler Shough	31 (at Wyoming)	31 (2x, last '23 at Wyoming)	47 (at Wyoming)	50 ('22 vs. Oklahoma)	338 (at Wyoming)	436 ('22 vs. Oklahoma)	5 (3/2*)
Name	Longest Pass		TDs		INTs		
	2023	Career	2023	Career	2023	Career	
#2 Behren Morton	26 (at West Virginia)	55 ('22 vs. West Virginia)	2 (vs. Tarleton St.)	2 (3x, last '23 vs Tarleton St.)	1 (vs. Tarleton St.)	3 ('22 vs. Baylor)	
#12 Tyler Shough	46 (vs. Tarleton St.)	75 ('21 vs. SFA)	3 (2x, last vs. Oregon)	4 (2x, last '21 vs. FIU)	3 (vs. Oregon)	3 ('23 vs. Oregon)	

RUSHING

Name	Attempts		Yards		TDs		Longest Career Run	100-Yd Games
	2023	Career	2023	Career	2023	Career		
#0 Cam'Ron Valdez	6 (at Wyoming)	11 ('22 vs. Kansas)	20 (at Wyoming)	71 ('22 at TCU)	--	<i>has not happened</i>	38 ('22 at TCU)	0
#14 Xavier White	2 (vs. Oregon)	14 ('20 at Kansas)	2 (vs. Oregon)	135 ('20 at Kansas)	--	1 (5x, last '21 at OU)	70 ('20 at Okla. St.)	2
#20 Nehemiah Martinez	6 (vs. Tarleton St.)	6 ('23 vs. Tarleton St.)	38 (vs. Tarleton St.)	38 (vs. Tarleton St.)	--	<i>has not happened</i>	11 ('23 at West Virginia)	0
#22 Bryson Donnell	4 (vs. Tarleton St.)	8 (2x, last '22 vs WVU)	15 (vs. Tarleton St.)	49 ('22 vs. West Virginia)	--	<i>has not happened</i>	38 ('22 vs. West Virginia)	0
#28 Tahj Brooks	25 (at West Virginia)	25 (at West Virginia)	158 (vs. Tarleton St.)	158 ('23 vs. Tarleton St.)	1 (at Wyoming)	3 ('22 vs. Murray St.)	67 ('21 vs. SFA)	6
<i>Quarterbacks</i>								
#2 Behren Morton	8 (at West Virginia)	17 ('22 at Oklahoma St.)	11 (vs. Tarleton St.)	53 ('22 at Oklahoma St.)	--	1 (2x, last '22 vs. Baylor)	17 ('21 vs. Okla. St.)	0
#12 Tyler Shough	23 (vs. Oregon)	25 ('22 vs. Ole Miss)	101 (vs. Oregon)	111 ('22 vs. Ole Miss)	1 (2x, last vs. Tarleton St.)	2 ('22 vs. Ole Miss)	58 ('23 vs. Oregon)	2

RECEIVING

Name	Receptions		Yards		TDs		Longest Career Reception	100-Yd Games
	2023	Career	2023	Career	2023	Career		
#1 Myles Price	6 (at Wyoming)	13 ('22 vs. Texas)	65 (at Wyoming)	175 ('21 vs. Iowa State)	1 (3x, last vs. Tarleton St.)	1 (8x, last '23 vs. Tarleton St.)	54 ('22 vs. Houston)	1
#4 Jordan Brown	6 (vs. Tarleton St.)	6 ('23 vs. Tarleton St.)	73 (vs. Tarleton St.)	73 ('23 vs. Tarleton St.)	1 (vs. Tarleton St.)	1 ('23 vs. Tarleton St.)	46 ('23 vs. Tarleton St.)	0
#6 J.J. Sparkman	1 (vs. Tarleton St.)	4 ('22 vs. Texas)	1 (vs. Tarleton St.)	46 ('22 at TCU)	--	1 (3x, last '22 at TCU)	33 ('22 at TCU)	0
#9 Jerand Bradley	8 (at Wyoming)	8 (4x, last '23 at Wyo.)	88 (at Wyoming)	173 ('22 vs. Oklahoma)	1 (3x, last at West Virginia)	2 ('22 vs. Murray St.)	52 ('21 vs. Miss. St.)	3
#10 Drae McCray	5 (at Wyoming)	12 ('22 at Alabama)*	42 (at Wyoming)	237 ('21 vs. Tenn. Tech)*	--	4 ('21 vs. Tenn. Tech)*	73 ('21 vs. Tenn. Tech)*	(6)*
#11 Loic Founji	1 (at Wyoming)	7 ('22 vs. Ole Miss)	20 (at Wyoming)	110 ('22 vs. Murray St.)	--	2 ('22 vs. Murray St.)	69 ('21 at Texas)	2
#13 Brady Boyd	--	3 ('22 at Oklahoma St.)	--	34 ('22 at Oklahoma St.)	--	1 ('22 vs. West Virginia)	18 ('22 at K-State)	0
#14 Xavier White	4 (2x, last vs. Oregon)	9 ('22 at K-State)	45 (2x, last at WVU)	139 ('22 vs. West Virginia)	--	1 (5x, last '22 vs. West Virginia)	55 ('22 vs. West Virginia)	4
#15 Jayden York	2 (at Wyoming)	2 ('23 at Wyoming)	22 (at Wyoming)	22 ('23 at Wyoming)	1 (at Wyoming)	1 ('23 at Wyoming)	19 ('23 at Wyoming)	0
#20 Nehemiah Martinez	1 (vs. Oregon)	6 ('22 vs. West Virginia)	31 (vs. Oregon)	76 ('22 vs. Houston)	--	1 (2x, last '22 at K-State)	43 ('22 vs. Houston)	0
#43 Henry Teeter	--	1 (8x, last '22 vs. Ole Miss)	--	23 (2x, last '22 vs WVU)	--	1 ('22 vs. Baylor)	23 (2x, last '22 vs WVU)	0
#80 Mason Tharp	4 (vs. Oregon)	4 ('23 vs. Oregon)	43 (vs. Tarleton St.)	61 ('21 vs. FIU)	1 (2x, last vs. Tarleton St.)	1 (5x, last '23 vs. Tarleton St.)	28 ('23 vs. Tarleton St.)	0
#88 Baylor Cupp	1 (2x, last at West Virginia)	4 ('22 vs. Texas)	12 (at West Virginia)	65 ('22 vs. Texas)	--	1 (2x, last '22 at Iowa State)	24 ('22 vs. Texas)	0
<i>Running Backs</i>								
#0 Cam'Ron Valdez	--	<i>has not happened</i>	--	<i>has not happened</i>	--	<i>has not happened</i>	--	-
#28 Tahj Brooks	4 (vs. Oregon)	5 (2x, last '22 at NC State)	18 (vs. Oregon)	44 ('22 at NC State)	--	1 ('22 vs. Texas)	18 ('21 vs. Iowa St.)	0

DEFENSE

Name	Tackles		Sacks		TFLs		INT	FF
	2023	Career	2023	Career	2023	Career		
#0 Rayshad Williams	5 (vs. Oregon)	7 ('21 vs. Oklahoma St.)	--	<i>has not happened</i>	--	1.0 (2x, last '22 vs. Murray St.)	1 ('22 vs WVU)	--
#1 D. Taylor-Demerson	12 (vs. Oregon)	12 ('23 vs. Oregon)	--	1.0 ('22 at TCU)	--	2.0 ('22 vs. Kansas)	1 (7x)	1 (2x)
#3 Bryce Ramirez	2 (vs. Oregon)	3 ('22 vs. Houston)	--	<i>has not happened</i>	--	<i>has not happened</i>	--	--
#5 Quincy Ledet Jr.	2 (at Wyoming)	8 ('22 vs. Southern Miss)*	--	1.0 (3x, last vs. Southern Miss)*	--	1.5 (2x, last vs. Southern Miss)*	--	1 (2x)*
#6 Myles Cole	6 (at West Virginia)	6 ('23 at West Virginia)	2.0 (vs. Tarleton St.)	2.0 ('23 vs. Tarleton St.)	2.0 (vs. Tarleton St.)	2.0 (2x, last '23 vs. Tarleton St.)	--	--
#7 Steve Linton	5 (at Wyoming)	6 ('22 vs. Louisville)*	--	1.5 ('22 vs. Wagner)*	1.0 (at Wyoming)	2.0 ('22 vs. Louisville)*	--	1 ('22 vs UL)*
#8 Jesiah Pierre	14 (at Wyoming)	14 ('23 at Wyoming)	--	2.0 ('22 vs. Kansas)	--	2.5 ('22 at TCU)	--	1 ('22 vs Kansas)
#9 C.J. Baskerville	7 (at West Virginia)	9 ('21 vs. UTSA)*	--	<i>has not happened</i>	1.5 (at Wyoming)	1.5 ('23 at Wyoming)	1 ('21 vs UTSA)*	--
#10 Jacob Rodriguez	2 (at Wyoming)	5 ('22 vs. Baylor)	--	<i>has not happened</i>	--	1.0 (2x, last '22 vs. Ole Miss)	--	1 (2x)
#11 Charles Esters III	7 (vs. Oregon)	7 ('23 vs. Oregon)	--	<i>has not happened</i>	--	<i>has not happened</i>	--	--
#12 Bralyn Lux	3 (vs. Tarleton St.)	9 ('20 at UNLV)*	--	1.0 (2x, last '22 at Boise St.)*	1.0 (at Wyoming)	2.0 ('22 at UConn)*	1 (2x)*	1 (2x)*
#13 Ben Roberts	12 (vs. Oregon)	12 ('23 vs. Oregon)	0.5 (vs. Oregon)	0.5 ('23 vs. Oregon)	1.5 (vs. Oregon)	1.5 ('23 vs. Oregon)	1 ('23 at WVU)	1 ('23 vs Oregon)
#14 Joseph Adedire	4 (at West Virginia)	4 (2x, last '23 at WVU)	--	1.0 ('22 vs. Oklahoma)	0.5 (vs. Oregon)	1.0 (2x, last '22 vs. Oklahoma)	--	--
#18 Tyler Owens	5 (vs. Oregon)	6 ('22 vs. Ole Miss)	--	<i>has not happened</i>	--	0.5 ('20 vs. Baylor)*	1 ('22 vs Ole Miss)	1 (2x)
#24 Malik Dunlap	3 (at Wyoming)	6 (2x, last '22 vs Baylor)*	--	1.0 ('20 Virginia)*	--	1.0 (2x)*	2 ('23 vs Tarleton St.)	--
#27 Brenden Jordan	4 (vs. Tarleton St.)	4 ('23 vs. Tarleton St.)	--	<i>has not happened</i>	--	<i>has not happened</i>	--	--
#32 Tyrique Matthews	6 (at Wyoming)	6 ('23 at Wyoming)	--	<i>has not happened</i>	--	1.5 ('22 vs. Murray St.)	--	1 ('21 vs K-State)
#40 Wesley Smith	3 (vs. Oregon)	3 ('23 vs. Oregon)	--	<i>has not happened</i>	1.0 (vs. Oregon)	1.0 ('23 vs. Oregon)	--	--
#95 Jaylon Hutchings	6 (at West Virginia)	7 (2x, last '21 at Baylor)	1.0 (2x, last at WVU)	1.0 (8x, last '23 at West Virginia)	2.5 (at West Virginia.)	2.5 ('23 at West Virginia)	--	1 (2x)
#97 Tony Bradford Jr.	3 (at Wyoming)	8 ('20 at Iowa State)	--	1.0 (9x, last '22 vs. Oklahoma)	0.5 (2x, last vs. Tarleton St.)	3.0 ('22 vs. Baylor)	--	--
#98 E'Maurion Banks	3 (at Wyoming)	3 ('23 at Wyoming)	0.5 (at Wyoming)	0.5 ('23 at Wyoming)	0.5 (at Wyoming)	0.5 ('23 at Wyoming)	--	--

* - indicates stats that include numbers accumulated at previous FBS institution



14 JOSEPH ADEDIRE

OLB | So. | 2nd Yr. | Mansfield, Texas | Summit HS

PARTICIPATION	2022	2023	CAREER
GP/GS	12/6	3/1	15/7

CAREER STATS											
TACKLES	GP	UA	A	Total	TFL	Yds	PD	FF	FR	Blkd	QBH
2022	12	9	10	19	3.5	11	0	0	0	0	4
2023	3	3	3	6	0.5	0	0	0	0	0	0
Totals	15	12	13	25	4	11	0	0	0	0	4

SACKS	G	UA	A	Total	Yds
2022	12	1	0	1.0	4
2023	3	0	0	0.0	0
Totals	15	1	0	1.0	4

2023 GAME-BY-GAME STATS										
Opponent	GS	UA	A	TOT	SACKS-YDS	TFL-YDS	FF	FR	INT	QBH
at Wyoming	0	0	0		0.0	0.0-0	0	0	0	0
Oregon	1	1	2		0.0	0.5-0	0	0	0	0
Tarleton State	DNP-injured									
at West Virginia *	2	2	4		0.0	0.0	0	0	0	0
Houston	-	-	-		-	-	-	-	-	-
at Baylor	-	-	-		-	-	-	-	-	-
Kansas State	-	-	-		-	-	-	-	-	-
at BYU	-	-	-		-	-	-	-	-	-
TCU	-	-	-		-	-	-	-	-	-
at Kansas	-	-	-		-	-	-	-	-	-
UCF	-	-	-		-	-	-	-	-	-
at Texas	-	-	-		-	-	-	-	-	-
Totals	3	3	6		0.0-0	0.5-0	0	0	0	0

2022 GAME-BY-GAME STATS										
Opponent	GS	UA	A	TOT	SACKS-YDS	TFL-YDS	FF	FR	INT	QBH
Murray State	DNP-injured									
Houston	0	0	0		0.0-0	0.0-0	0	0	0	0
at NC State	0	1	1		0.0-0	0.5-1	0	0	0	0
Texas	0	0	0		0.0-0	0.0-0	0	0	0	0
at Kansas State	1	0	1		0.0-0	0.0-0	0	0	0	0
at Oklahoma St. *	2	0	2		0.0-0	1.0-5	0	0	0	1
West Virginia	0	1	1		0.0-0	0.0-0	0	0	0	0
Baylor *	1	0	1		0.0-0	0.0-0	0	0	0	0
at TCU	1	2	3		0.0-0	0.0-0	0	0	0	0
Kansas *	2	1	3		0.0-0	0.5-1	0	0	0	1
at Iowa State *	1	0	1		0.0-0	0.0-0	0	0	0	1
Oklahoma *	1	3	4		1.0-4	1.0-4	0	0	0	1
Ole Miss *	0	2	2		0.0-0	0.5-0	0	0	0	0
Totals	9	10	19		1.0-4	3.5-11	0	0	0	4

9 C.J. BASKERVILLE

DB | Jr. | 3rd Yr. (1st at Tech) | North Richland Hills, Texas | Richland HS

PARTICIPATION	2021*	2022*	2023	CAREER
GP/GS	14/4	8/7	3/2	25/13

* at San Diego State

CAREER STATS											
TACKLES	GP	UA	A	Total	TFL	Yds	PD	FF	FR	INT	QBH
2021 (SDSU)	14	23	16	39	1.0	3	3	0	1	1	0
2022 (SDSU)	8	20	16	36	1.5	4	3	0	0	0	0
2023 (TTU)	3	10	7	17	1.5	6	2	0	0	0	1
TOTALS	25	53	39	92	4.0	13	8	0	1	1	1

INTERCEPTIONS	GP	No	Yds	TD	LG	AVG/R
2021 (SDSU)	14	1	0	0	0	0.0
2022 (SDSU)	8	0	0	0	0	0.0
2023 (TTU)	3	0	0	0	0	0.0
TOTALS	25	1	0	0	0	0.0

2023 GAME-BY-GAME STATS									
Opponent	GS	UA	A	TOT	TFL-YDS	INT-YDS	FF	FR	PBU
at Wyoming		3	1	4	1.5-6	0-0	0	0	0
Oregon		DNP-injured							
Tarleton St.	*	3	3	6	0.0	0-0	0	0	2
at West Virginia	*	4	3	7	0.0	0-0	0	0	0
Houston		-	-	-	-	-	-	-	-
at Baylor		-	-	-	-	-	-	-	-
Kansas State		-	-	-	-	-	-	-	-
at BYU		-	-	-	-	-	-	-	-
TCU		-	-	-	-	-	-	-	-
at Kansas		-	-	-	-	-	-	-	-
UCF		-	-	-	-	-	-	-	-
at Texas		-	-	-	-	-	-	-	-
Totals		10	7	17	1.5-6	0-0	0	0	2

2021 GAME-BY-GAME STATS (@ SAN DIEGO STATE)										
Opponent	GS	UA	A	TOT	TFL-YDS	INT-YDS	FF	FR	PBU	
Arizona	*	3	3	6	0.0-0	0-0	0	0	0	
Idaho State	*	4	4	8	0.0-0	0-0	0	0	0	
at Utah	*	4	0	4	1.0-3	0-0	0	0	0	
Toledo	*	3	5	8	0.5-1	0-0	0	0	0	
at Boise State	*	3	2	5	0.0-0	0-0	0	0	2	
Hawai'i.	*	1	0	1	0.0-0	0-0	0	0	1	
at Nevada	*	2	2	4	0.0-0	0-0	0	0	0	
Air Force		0	0	0	0.0-0	0-0	0	0	0	
Totals		20	16	36	1.5-4	0-0	0	0	3	

2021 GAME-BY-GAME STATS (@ SAN DIEGO STATE)									
Opponent	GS	UA	A	TOT	TFL-YDS	INT-YDS	FF	FR	PBU
New Mexico St.		0	0	0	0.0-0	0-0	0	0	0
at Arizona		0	0	0	0.0-0	0-0	0	0	0
Utah		0	0	0	0.0-0	0-0	0	0	0
Towson		1	1	2	0.5-2	0-0	0	0	0
New Mexico		1	1	2	0.0-0	0-0	0	0	0
at San Jose St.		0	0	0	0.0-0	0-0	0	0	0
at Air Force		1	0	1	0.0-0	0-0	0	0	0
Fresno State		0	0	0	0.0-0	0-0	0	0	0
at Hawai'i		1	1	2	0.0-0	0-0	0	1	0
Nevada		1	2	3	0.0-0	0-0	0	0	0
at UNLV	*	2	4	6	0.0-0	0-0	0	0	1
Boise State	*	3	2	5	0.5-1	0-0	0	0	0
Utah State	*	8	1	9	0.0-0	0-0	0	0	2
vs. UTSA	*	5	4	9	0.0-0	1-0	0	0	0
Totals		23	16	39	1.0-3	1-0	0	1	3

97 TONY
BRADFORD JR.

DL | S-Sr. | 5th Yr. | Houston, Texas | North Shore HS

PARTICIPATION	2019	2020	2021	2022	2023	CAREER
GP/GS	11/2	8/8	10/2	13/13	4/4	46/29

CAREER STATS

TACKLES	GP	UA	A	Total	TFL	Yds	PD	FF	FR	Blkd	QBH
2019	11	9	4	13	2.0	7	0	0	0	0	0
2020	8	20	8	28	6.0	21	0	0	0	0	5
2021	10	15	17	32	8.0	33	2	0	0	0	1
2022	13	22	10	32	9.0	39	0	0	0	1	6
2023	4	3	5	8	1.0	3	0	0	0	0	0
Totals	46	69	44	113	26.0	103	2	0	0	1	12

SACKS	G	UA	A	Total	Yds
2019	11	0	2	1.0	6
2020	8	1	0	1.0	8
2021	10	3	1	3.5	22
2022	13	5	1	5.5	33
2023	4	0	0	0.0	0
Totals	46	9	4	11.0	69

2023 GAME-BY-GAME STATS

Opponent	GS	UA	A	TOT	SACKS-YDS	TFL-YDS	FF	FR	INT	QBH
at Wyoming	*	1	2	3	0.0-0	0.0-0	0	0	0	0
Oregon	*	0	1	1	0.0-0	0.5-2	0	0	0	0
Tarleton State	*	1	1	2	0.0-0	0.5-1	0	0	0	0
at West Virginia	*	1	1	2	0.0-0	0.0-1	0	0	0	0
Houston	-	-	-	-	-	-	-	-	-	-
at Baylor	-	-	-	-	-	-	-	-	-	-
Kansas State	-	-	-	-	-	-	-	-	-	-
at BYU	-	-	-	-	-	-	-	-	-	-
TCU	-	-	-	-	-	-	-	-	-	-
at Kansas	-	-	-	-	-	-	-	-	-	-
UCF	-	-	-	-	-	-	-	-	-	-
at Texas	-	-	-	-	-	-	-	-	-	-
Totals		3	5	8	0.0-0	1.0-3	0	0	0	0

2022 GAME-BY-GAME STATS

Opponent	GS	UA	A	TOT	SACKS-YDS	TFL-YDS	FF	FR	INT	QBH
Murray State	*	2	1	3	1.0-8	1.5-10	0	0	0	0
Houston	*	1	0	1	0.0-0	0.0-0	0	0	0	0
at NC State	*	0	1	1	0.0-0	0.0-0	0	0	0	1
Texas	*	1	2	3	0.5-3	0.5-3	0	0	0	0
at Kansas State	*	1	0	1	1.0-7	1.0-7	0	0	0	0
at Oklahoma St.	*	0	1	1	0.0-0	0.0-0	0	0	0	0
West Virginia	*	1	2	3	0.0-0	0.0-0	0	0	0	1
Baylor	*	5	0	5	1.0-6	3.0-9	0	0	0	0
at TCU	*	1	0	1	0.0-0	0.0-0	0	0	0	0
Kansas	*	1	0	1	0.0-0	1.0-1	0	0	0	0
at Iowa State	*	3	1	4	1.0-3	1.0-3	0	0	0	1
Oklahoma	*	2	1	3	1.0-6	1.0-6	0	0	0	2
vs. Ole Miss	*	4	1	5	0.0-0	0.0-0	0	0	0	1
Totals		22	10	32	5.5-33	9.0-39	0	0	0	6

2021 GAME-BY-GAME STATS

Opponent	GS	UA	A	TOT	SACKS-YDS	TFL-YDS	FF	FR	INT	QBH
vs. Houston		1	0	1	1.0-7	1.0-7	0	0	0	0
Stephen F. Austin		1	3	4	0.0-0	1.5-4	0	0	0	0
FIU		1	1	2	0.0-0	0.0-0	0	0	0	0
at Texas		0	1	1	0.0-0	0.0-0	0	0	0	0
at West Virginia	*	2	3	5	0.0-0	0.0-0	0	0	0	1
TCU	*	3	2	5	0.0-0	2.0-3	0	0	0	0
at Kansas		DNP-injured								
Kansas State		DNP-injured								
at Oklahoma		DNP-injured								
Iowa State		0	2	2	0.5-2	0.5-2	0	0	0	0
Oklahoma State		2	3	5	0.0-0	1.0-4	0	0	0	0
Baylor		4	2	6	1.0-3	1.0-3	0	0	0	0
Mississippi State		1	0	1	1.0-10	1.0-10	0	0	0	0
Totals		15	17	32	3.5-22	8.0-33	0	0	0	1

2020 GAME-BY-GAME STATS

Opponent	GS	UA	A	TOT	SACKS-YDS	TFL-YDS	FF	FR	INT	QBH
HBU	*	1	2	3	0.0-0	0.0-0	0	0	0	0
Texas	*	0	1	1	0.0-0	0.5-0	0	0	0	0
at Kansas St.	*	3	0	3	0.0-0	1.0-1	0	0	0	0
at Iowa St.	*	6	2	8	0.0-0	1.0-4	0	0	0	2
West Virginia	*	2	1	3	0.0-0	0.0-0	0	0	0	2
Baylor	*	3	0	3	0.0-0	1.0-4	0	0	0	0
at Oklahoma St.	*	0	1	1	0.0-0	0.0-0	0	0	0	0
Kansas	*	5	1	6	1.0-8	2.5-12	0	0	0	1
Totals		20	8	28	1.0-8	6.0-21	0	0	0	5

2019 GAME-BY-GAME STATS

Opponent	GS	UA	A	TOT	SACKS-YDS	TFL-YDS	FF	FR	INT	QBH
UTEP		1	1	2	0.5-4	0.5-4	0	0	0	0
Arizona		0	0	0	0.0-0	0.0-0	0	0	0	0
Oklahoma		0	0	0	0.0-0	0.0-0	0	0	0	0
Oklahoma St.	*	1	2	3	0.5-2	0.5-2	0	0	0	0
Baylor		2	0	2	0.0-0	0.0-0	0	0	0	0
Iowa St.		1	0	1	0.0-0	0.0-0	0	0	0	0
Kansas	*	0	0	0	0.0-0	0.0-0	0	0	0	0
West Virginia		1	0	1	0.0-0	1.0-1	0	0	0	0
TCU		1	1	2	0.0-0	0.0-0	0	0	0	0
Kansas St.		1	0	1	0.0-0	0.0-0	0	0	0	0
Texas		1	0	1	0.0-0	0.0-0	0	0	0	0
Totals		9	4	13	1.0-6	2.0-7	0	0	0	0

9 JERAND
BRADLEY

WR | So. | 3rd Yr. | Frisco, Texas | Desoto HS

PARTICIPATION	2021	2022	2023	CAREER
GP/GS	4/0	12/9	4/4	20/13

CAREER STATS

RECEIVING	G	Rec	Yds	TD	Lg	Rec/G	Avg/C	Avg/G
2021	4	5	99	0	52	1.3	19.8	24.8
2022	12	51	744	6	47	4.3	14.6	62.0
2023	4	20	241	3	34	5.0	12.1	60.3
Totals	20	76	1,084	9	52	3.8	14.3	54.2

2023 GAME-BY-GAME

Opponent	GS	Rec	Yds	TD	Avg	LG	Rush	Yds	TD
at Wyoming	*	8	88	1	11.0	29	0	0	0
Oregon	*	5	83	1	16.6	34	0	0	0
Tarleton State	*	4	40	0	10	15	0	0	0
at West Virginia	*	3	30	1	10	16	0	0	0
Houston	-	-	-	-	-	-	-	-	-
at Baylor	-	-	-	-	-	-	-	-	-
Kansas State	-	-	-	-	-	-	-	-	-
at BYU	-	-	-	-	-	-	-	-	-
TCU	-	-	-	-	-	-	-	-	-
at Kansas	-	-	-	-	-	-	-	-	-
UCF	-	-	-	-	-	-	-	-	-
at Texas	-	-	-	-	-	-	-	-	-
Totals		20	241	3	12.1	34	0	0	0

2022 GAME-BY-GAME

Opponent	GS	Rec	Yds	TD	Avg	LG	Rush	Yds	TD
Murray State	*	6	108	2	18	39	0	0	0
Houston	*	6	50	0	8.3	21	0	0	0
at NC State	*	2	14	0	7	10	0	0	0
Texas	*	2	26	0	13	15	0	0	0
at Kansas State		0	0	0	0	0	0	0	0
at Oklahoma State	*	8	119	1	14.9	31	0	0	0
West Virginia	*	3	42	0	14	17	0	0	0
Baylor	*	2	44	0	22	27	0	0	0
at TCU		2	54	1	27	47	0	0	0
Kansas		DNP-injured							
at Iowa State		4	26	0	6.5	12	0	0	0
Oklahoma	*	8	173	1	21.6	44	0	0	0
vs. Ole Miss	*	8	88	1	11	36	0	0	0
Totals		51	744	6	14.6	47	0	0	0

28TAHJBROOKS

RB | Sr. | 4th Yr. | Manor, Texas | Manor HS

PARTICIPATION	2020	2021	2022	2023	CAREER
GP/GS	10/0	9/4	13/6	4/4	36/14

CAREER STATS

RUSHING	G	Att	Yds	TD	Lg	Avg/C	Avg/G
2020	10	69	255	4	28	3.7	25.5
2021	9	87	568	7	67	6.5	63.1
2022	13	147	691	7	37	4.7	53.2
2023	4	61	412	1	38	6.8	103.0
Totals	36	364	1,926	19	67	5.3	53.5

RECEIVING	G	Rec	Yds	TD	Lg	Rec/G	Avg/C	Avg/G
2020	10	13	61	0	16	1.3	4.7	6.1
2021	9	6	52	0	18	0.7	8.7	5.8
2022	13	26	164	1	17	2.0	6.3	12.6
2023	4	7	36	0	10	1.8	5.1	9.0
Totals	36	52	313	1	18	1.4	6.0	8.7

2023 GAME-BY-GAME

Opponent	GS	Rush	Yds	TD	LG	Rec	Yds	TD	LG
at Wyoming	*	11	39	1	8	2	12	0	10
Oregon	*	6	71	0	35	4	18	0	7
Tarleton State	*	19	158	0	38	0	0	0	0
at West Virginia	*	25	149	0	27	1	6	0	6
Houston		-	-	-	-	-	-	-	-
at Baylor		-	-	-	-	-	-	-	-
Kansas State		-	-	-	-	-	-	-	-
at BYU		-	-	-	-	-	-	-	-
TCU		-	-	-	-	-	-	-	-
at Kansas		-	-	-	-	-	-	-	-
UCF		-	-	-	-	-	-	-	-
at Texas		-	-	-	-	-	-	-	-
Totals		61	412	1	38	7	36	0	10

2022 GAME-BY-GAME

Opponent	GS	Rush	Yds	TD	LG	Rec	Yds	TD	LG
Murray State		6	50	3	23	1	1	0	1
Houston		17	78	1	19	5	34	0	17
at NC State	*	4	4	0	2	5	44	0	17
Texas		12	36	0	11	3	21	1	17
at Kansas State		10	39	0	7	4	5	0	3
at Oklahoma State		4	8	0	9	0	0	0	0
West Virginia	*	17	107	2	20	1	6	0	6
Baylor	*	16	98	0	31	2	17	0	10
at TCU	*	10	59	0	21	1	7	0	7
Kansas	*	16	51	1	9	0	0	0	0
at Iowa State	*	9	45	0	11	1	7	0	7
Oklahoma		12	26	0	6	3	22	0	11
vs. Ole Miss		14	90	0	37	0	0	0	0
Totals		147	691	7	37	26	164	1	17

2021 GAME-BY-GAME

Opponent	GS	Rush	Yds	TD	LG	Rec	Yds	TD	LG
vs. Houston	*	15	134	2	44	0	0	0	0
Stephen F. Austin		11	103	2	67	1	7	0	7
FIU	*	9	47	0	19	0	0	0	0
at Texas		DNP-injured							
at West Virginia		DNP-injured							
TCU		DNP-injured							
at Kansas		DNP-injured							
Kansas State		4	33	0	23	0	0	0	0
at Oklahoma	*	6	23	0	16	1	5	0	5
Iowa State	*	9	80	1	51	2	21	0	18
Oklahoma State		3	1	0	3	1	12	0	12
at Baylor		14	40	1	11	1	7	0	7
vs. Mississippi State		16	107	1	19	0	0	0	0
Totals		87	568	7	67	6	52	0	18

2020 GAME-BY-GAME

Opponent	GS	Rush	Yds	TD	LG	Rec	Yds	TD	LG
HBU		8	25	1	7	2	26	0	16
Texas		0	0	0	0	0	0	0	0
at Kansas St.		1	0	0	0	0	0	0	0
at Iowa St.		0	0	0	0	0	0	0	0
West Virginia		12	44	1	10	1	2	0	2
Oklahoma		12	30	0	16	3	19	0	10
at TCU		0	0	0	0	0	0	0	0
Baylor		14	48	2	9	1	6	0	6
at Oklahoma St.		6	29	0	12	4	7	0	6
Kansas		16	79	0	28	2	1	0	1
Totals		69	255	4	28	13	61	0	16

4JORDANBROWN

WR | Jr. | 4th Yr. (2nd at Tech) | Dallas, Texas | DeSoto HS

PARTICIPATION	2020*	2021*	2022	2023	CAREER
GP/GS	2/0	0/0	8/0	4/1	14/1

* at Kansas

CAREER STATS

RECEIVING	G	Rec	Yds	TD	Lg	Rec/G	Avg/C	Avg/G
2020 (KU)	2	1	4	0	4	0.5	4.0	2.0
2021 (KU)	0	0	0	0	0	0.0	0.0	0.0
2022 (TTU)	8	3	18	0	10	0.4	6.0	2.3
2023 (TTU)	4	10	151	1	46	2.5	15.1	37.8
Totals	14	14	173	1	46	1.0	12.4	12.4

2023 GAME-BY-GAME

Opponent	GS	Rec	Yds	TD	Avg	LG	Rush	Yds	TD
at Wyoming		2	51	0	25.5	27	0	0	0
Oregon		0	0	0	0	0	0	0	0
Tarleton State		6	73	1	12.2	46	0	0	0
at West Virginia	*	2	27	0	13.5	26	0	0	0
Houston		-	-	-	-	-	-	-	-
at Baylor		-	-	-	-	-	-	-	-
Kansas State		-	-	-	-	-	-	-	-
at BYU		-	-	-	-	-	-	-	-
TCU		-	-	-	-	-	-	-	-
at Kansas		-	-	-	-	-	-	-	-
UCF		-	-	-	-	-	-	-	-
at Texas		-	-	-	-	-	-	-	-
Totals		10	151	1	15.1	46	0	0	0

6 MILES COLE

OLB | S-Sr. | 6th Yr. (2nd at Tech) | Shreveport, La. | Evangel Christian Academy

PARTICIPATION	2018*	2019*	2020*	2021*	2022	2023	CAREER
GP/GS	2/0	12/2	8/8	12/2	13/1	4/4	51/17

* at Louisiana-Monroe

CAREER STATS

TACKLES	GP	UA	A	Total	TFL	Yds	PD	FF	FR	Blkd	QBH
2018 (ULM)	2	1	0	1	0.0	0	0	0	0	0	0
2019 (ULM)	12	2	1	3	1.0	5	0	0	0	0	0
2020 (ULM)	8	5	5	10	1.0	12	0	0	0	0	1
2021 (ULM)	12	6	22	28	1.0	5	0	0	0	0	2
2022 (TTU)	13	8	4	12	2.5	8	0	0	0	1	3
2023 (TTU)	4	7	5	12	2.5	16	1	0	0	0	0
Totals	51	29	37	66	8.0	46	1	0	0	1	6

SACKS	G	UA	A	Total	Yds
2018 (ULM)	2	0	0	0.0	0
2019 (ULM)	12	0	0	0.0	0
2020 (ULM)	8	1	0	1.0	12
2021 (ULM)	12	0	1	0.5	4
2022 (TTU)	13	0	0	0.0	0
2023 (TTU)	4	2	0	2.0	13
Totals	51	3	1	3.5	16

2023 GAME-BY-GAME STATS

Opponent	GS	UA	A	TOT	SACKS-YDS	TFL-YDS	FF	FR	INT	QBH
at Wyoming	*	1	0	1	0.0-0	0.0-0	0	0	0	0
Oregon	*	0	1	1	0.0-0	0.5-3	0	0	0	0
Tarleton State	*	3	1	4	2.0-13	2.0-13	0	0	0	0
at West Virginia	*	3	3	6	0.0-0	0.0-0	0	0	0	0
Houston	-	-	-	-	-	-	-	-	-	-
at Baylor	-	-	-	-	-	-	-	-	-	-
Kansas State	-	-	-	-	-	-	-	-	-	-
at BYU	-	-	-	-	-	-	-	-	-	-
TCU	-	-	-	-	-	-	-	-	-	-
at Kansas	-	-	-	-	-	-	-	-	-	-
UCF	-	-	-	-	-	-	-	-	-	-
at Texas	-	-	-	-	-	-	-	-	-	-
Totals		7	5	12	2.0-13	2.5-16	0	0	0	0

2022 GAME-BY-GAME STATS

Opponent	GS	UA	A	TOT	SACKS-YDS	TFL-YDS	FF	FR	INT	QBH
Murray State	1	2	3	0	0.0-0	0.5-1	0	0	0	0
Houston	0	0	0	0	0.0-0	0.0-0	0	0	0	0
at NC State	1	0	1	0	0.0-0	0.0-0	0	0	0	0
Texas	*	0	1	1	0.0-0	0.0-0	0	0	0	0
at Kansas State	2	0	2	0	0.0-0	0.0-0	0	0	0	0
at Oklahoma St.	0	0	0	0	0.0-0	0.0-0	0	0	0	0
West Virginia	0	1	1	0	0.0-0	0.0-0	0	0	0	0
Baylor	0	0	0	0	0.0-0	0.0-0	0	0	0	0
at TCU	0	0	0	0	0.0-0	0.0-0	0	0	0	0
Kansas	0	0	0	0	0.0-0	0.0-0	0	0	0	1
at Iowa State	2	0	2	0	0.0-0	0.0-0	0	0	0	1
Oklahoma	0	0	0	0	0.0-0	0.0-0	0	0	0	1
vs. Ole Miss	2	0	2	0	0.0-0	2.0-7	0	0	0	0
Totals		8	4	12	0.0-0	2.5-8	0	0	0	3

88 BAYLOR CUPP

TE | Sr. | 5th Yr. (2nd at Tech) | Brock, Texas | Brock HS

PARTICIPATION	2021*	2022	2023	CAREER
GP/GS	10/1	12/6	3/0	25/7

* at Texas A&M

CAREER STATS

RECEIVING	G	Rec	Yds	TD	Lg	Rec/G	Avg/C	Avg/G
2021 (A&M)	10	0	0	0	0	0.0	0.0	0.0
2022 (TTU)	12	12	132	2	24	1.0	11.0	11.0
2023 (TTU)	3	2	10	0	12	0.7	9.0	6.0
Totals	25	14	150	2	24	0.6	10.7	6.0

2023 GAME-BY-GAME

Opponent	GS	Rec	Yds	TD	Avg	LG	Rush	Yds	TD
at Wyoming		0	0	0	0.0	0	0	0	0
Oregon		1	6	0	6.0	6	0	0	0
Tarleton State		DNP-injured							
at West Virginia		1	12	0	12	12	0	0	0
Houston		-	-	-	-	-	-	-	-
at Baylor		-	-	-	-	-	-	-	-
Kansas State		-	-	-	-	-	-	-	-
at BYU		-	-	-	-	-	-	-	-
TCU		-	-	-	-	-	-	-	-
at Kansas		-	-	-	-	-	-	-	-
UCF		-	-	-	-	-	-	-	-
at Texas		-	-	-	-	-	-	-	-
Totals		2	18	0	9.0	12	0	0	0

2022 GAME-BY-GAME

Opponent	GS	Rec	Yds	TD	Avg	LG	Rush	Yds	TD
Murray State		1	20	0	20	20	0	0	0
Houston		1	6	0	6	6	0	0	0
at NC State		DNP-injured							
Texas		4	65	1	16.3	24	0	0	0
at Kansas State		0	0	0	0	0	0	0	0
at Oklahoma State		1	0	0	0	0	0	0	0
West Virginia	*	1	3	0	3	3	0	0	0
Baylor		2	24	0	12	14	0	0	0
at TCU	*	0	0	0	0	0	0	0	0
Kansas	*	0	0	0	0	0	0	0	0
at Iowa State	*	1	4	1	4	4	0	0	0
Oklahoma	*	1	10	0	10	10	0	0	0
vs. Ole Miss	*	0	0	0	0	0	0	0	0
Totals		12	132	2	11	24	0	0	0



24 MALIK DUNLAP

DB | S-Sr. | 6th Yr. (3rd at Tech) | Charlotte, N.C. | Harding Univ. HS

PARTICIPATION	2018*	2019*	2020*	2021	2022	2023	CAREER
GP/GS	2/0	12/5	9/5	7/1	12/11	4/2	46/24

* at NC State

CAREER STATS

TACKLES	GP	UA	A	Total	TFL	Yds	PD	FF	FR	Blkd	QBH
2018 (NCST)	2	0	1	1	0.0	0	0	0	0	0	0
2019 (NCST)	12	10	10	20	1.5	2	8	0	0	0	0
2020 (NCST)	9	15	5	20	1.0	2	6	0	0	0	0
2021 (TTU)	7	4	3	7	0.0	0	0	0	0	0	0
2022 (TTU)	12	27	6	33	0.5	2	12	0	0	0	0
2023 (TTU)	4	6	2	8	0.0	0	1	0	0	0	0
TOTALS	46	62	27	89	3.0	6	27	0	0	0	0

INTERCEPTIONS

GP	No	Yds	TD	LG	AVG/R
2018 (NCST)	2	0	0	0	0.0
2019 (NCST)	12	0	0	0	0.0
2020 (NCST)	9	0	0	0	0.0
2021 (TTU)	7	0	0	0	0.0
2022 (TTU)	12	1	0	0	0.0
2023 (TTU)	4	3	77	1	54
TOTALS	46	4	77	1	54

2023 GAME-BY-GAME STATS

Opponent	GS	UA	A	TOT	TFL-YDS	INT-YDS	FF	FR	PBU
at Wyoming	3	0	3	0.0-0	0-0	0	0	0	0
Oregon	0	2	2	0.0-0	0-0	0	0	0	0
Tarleton St.	*	2	0	2	0.0-0	2-56	0	0	1
at West Virginia	*	1	0	1	0.0-0	1-21	0	0	0
Houston	-	-	-	-	-	-	-	-	-
at Baylor	-	-	-	-	-	-	-	-	-
Kansas State	-	-	-	-	-	-	-	-	-
at BYU	-	-	-	-	-	-	-	-	-
TCU	-	-	-	-	-	-	-	-	-
at Kansas	-	-	-	-	-	-	-	-	-
UCF	-	-	-	-	-	-	-	-	-
at Texas	-	-	-	-	-	-	-	-	-
Totals	6	2	8	0.0-0	3-77	0	0	0	1

2022 GAME-BY-GAME STATS

Opponent	GS	UA	A	TOT	TFL-YDS	INT-YDS	FF	FR	PBU
Murray State	3	0	3	0.0-0	0-0	0	0	0	0
Houston	*	2	0	2	0.0-0	0-0	0	0	2
at NC State	*	2	0	2	0.0-0	0-0	0	0	4
Texas	*	2	1	3	0.5-2	0-0	0	0	0
at Kansas State	*	2	0	2	0.0-0	0-0	0	0	0
at Oklahoma St.	*	0	0	0	0.0-0	0-0	0	0	1
West Virginia	*	1	0	1	0.0-0	1-0	0	0	1
Baylor	*	6	0	6	0.0-0	0-0	0	0	0
at TCU	*	1	2	3	0.0-0	0-0	0	0	1
Kansas	*	3	2	5	0.0-0	0-0	0	0	1
at Iowa State	DNP-injured								
Oklahoma	*	2	0	2	0.0-0	0-0	0	0	1
vs. Ole Miss	*	3	1	4	0.0-0	0-0	0	0	1
Totals	27	6	33	0.5-2	1-0	0	0	0	12

2021 GAME-BY-GAME STATS

Opponent	GS	UA	A	TOT	TFL-YDS	INT-YDS	FF	FR	PBU
vs. Houston	2	0	2	0.0-0	0-0	0	0	0	0
Stephen F. Austin	0	1	1	0.0-0	0-0	0	0	0	0
FIU	1	0	1	0.0-0	0-0	0	0	0	0
at Texas	DNP-injured								
at West Virginia	DNP-injured								
TCU	DNP-injured								
at Kansas	0	0	0	0.0-0	0-0	0	0	0	0
Kansas State	0	0	0	0.0-0	0-0	0	0	0	0
at Oklahoma	*	0	2	2	0.0-0	0-0	0	0	0
Iowa State	1	0	1	0.0-0	0-0	0	0	0	0
Oklahoma State	DNP-injured								
at Baylor	DNP-injured								
vs. Mississippi St.	DNP-injured								
Totals	4	3	7	0.0-0	0-0	0	0	0	0

11 LOIC FOUONJI

WR | Sr. | 4th Yr. | Midland, Texas | Midland HS

PARTICIPATION	2020	2021	2022	2023	CAREER
GP/GS	9/0	10/1	13/3	4/1	36/5

CAREER STATS

RECEIVING	G	Rec	Yds	TD	Lg	Rec/G	Avg/C	Avg/G
2020	9	4	64	1	31	0.4	16.0	7.1
2021	10	8	168	1	69	0.8	21.0	16.8
2022	13	34	451	3	39	2.6	13.3	34.7
2023	4	1	20	0	20	0.3	20.0	6.7
Totals	36	47	703	5	69	1.3	15.0	20.1

2023 GAME-BY-GAME

Opponent	GS	Rec	Yds	TD	Avg	LG	Rush	Yds	TD
at Wyoming	*	1	20	0	20.0	20	0	0	0
Oregon	0	0	0	0	0	0	0	0	0
Tarleton State	0	0	0	0	0	0	0	0	0
at West Virginia	0	0	0	0	0	0	0	0	0
Houston	-	-	-	-	-	-	-	-	-
at Baylor	-	-	-	-	-	-	-	-	-
Kansas State	-	-	-	-	-	-	-	-	-
at BYU	-	-	-	-	-	-	-	-	-
TCU	-	-	-	-	-	-	-	-	-
at Kansas	-	-	-	-	-	-	-	-	-
UCF	-	-	-	-	-	-	-	-	-
at Texas	-	-	-	-	-	-	-	-	-
Totals	1	20	0	20.0	20	0	0	0	0

2022 GAME-BY-GAME

Opponent	GS	Rec	Yds	TD	Avg	LG	Rush	Yds	TD
Murray State	*	4	110	2	27.5	39	0	0	0
Houston	*	3	30	0	10	13	0	0	0
at NC State	2	28	0	14	18	0	0	0	0
Texas	0	0	0	0	0	0	0	0	0
at Kansas State	3	24	0	8	10	0	0	0	0
at Oklahoma State	2	14	0	7	7	0	0	0	0
West Virginia	3	25	1	8.3	12	0	0	0	0
Baylor	0	0	0	0	0	0	0	0	0
at TCU	1	7	0	7	7	0	0	0	0
Kansas	5	52	0	10.4	18	0	0	0	0
at Iowa State	0	0	0	0	0	0	0	0	0
Oklahoma	4	61	0	15.3	34	0	0	0	0
vs. Ole Miss	*	7	100	0	14.3	27	0	0	0
Totals	34	451	3	13.3	39	0	0	0	0

2021 GAME-BY-GAME

Opponent	GS	Rec	Yds	TD	Avg	LG	Rush	Yds	TD
vs. Houston	0	0	0	0	0	0	0	0	0
Stephen F. Austin	0	0	0	0	0	0	0	0	0
FIU	1	12	0	12.0	12	0	0	0	0
at Texas	2	78	1	39.0	69	0	0	0	0
at West Virginia	*	2	50	0	25.0	46	0	0	0
TCU	1	14	0	14.0	14	0	0	0	0
at Kansas	2	14	0	7.0	8	0	0	0	0
Kansas State	0	0	0	0.0	0	0	0	0	0
at Oklahoma	0	0	0	0.0	0	0	0	0	0
Oklahoma State	0	0	0	0.0	0	0	0	0	0
at Baylor	DNP-injured								
vs. Mississippi State	DNP-injured								
Totals	8	168	1	21.0	69	0	0	0	0

2020 GAME-BY-GAME

Opponent	GS	Rec	Yds	TD	Avg	LG	Rush	Yds	TD
Houston Baptist	DNP								
Texas	0	0	0	0.0	0	0	0	0	0
at Kansas State	1	8	0	8.0	8	0	0	0	0
at Iowa State	0	0	0	0.0	0	0	0	0	0
West Virginia	0	0	0	0.0	0	0	0	0	0
Oklahoma	2	25	0	12.5	22	0	0	0	0
at TCU	0	0	0	0.0	0	0	0	0	0
Baylor	0	0	0	0.0	0	0	0	0	0
at Oklahoma State	2	36	1	18.0	31	0	0	0	0
Kansas	0	0	0	0.0	0	0	0	0	0
Totals	5	69	1	13.8	31	0	0	0	0

99 GINO GARCIA

K | R-Sr. | 5th Yr. (2nd at Tech) | Richardson, Texas | Pearce HS

PARTICIPATION	2019*	2020*	2021*	2022	2023	CAREER
GP/GS	12/0	4/0	10/0	3/0	4/0	33/0

* at Houston Christian

CAREER STATS

FIELD GOALS	G	Made	Att	Lg	Pct
2019 (HCU)	12	18	26	54	69.2
2020 (HCU)	4	5	10	50	50.0
2021 (HCU)	13	9	10	59	90.0
2022 (TTU)	3	0	1	0	0.0
2023 (TTU)	4	7	11	54	63.6
TOTALS	33	39	57	59	68.4

SCORING	G	TD	Rush	Pass	Retn	PAT	2PAT	FG	Total	Avg/G
2019 (HCU)	12	0	0	0	0	47	0	18	101	8.4
2020 (HCU)	4	0	0	0	0	16	0	5	31	7.8
2021 (HCU)	13	0	0	0	0	21	0	9	48	4.8
2022 (TTU)	3	0	0	0	0	7	0	0	7	2.3
2023 (TTU)	4	0	0	0	0	12	0	7	33	8.3
TOTALS	33	0	0	0	0	103	0	39	213	6.5

95 JAYLON HUTCHINGS

DT | S-Sr. | 6th Yr. | Forney, Texas | Forney HS

PARTICIPATION	2018	2019	2020	2021	2022	2023	CAREER
GP/GS	3/0	12/10	10/10	13/13	13/13	4/4	55/50

CAREER STATS

TACKLES	GP	UA	A	Total	TFL	Yds	PD	FF	FR	Blkd	QBH
2018	3	1	1	2	0.0	0	0	0	0	0	0
2019	12	18	9	27	3.5	11	0	1	0	0	2
2020	10	15	8	23	3.0	9	0	0	0	1	1
2021	13	22	25	47	6.5	36	0	0	0	0	4
2022	13	30	20	50	5.5	19	0	1	1	0	4
2023	4	11	5	16	5.0	18	0	0	0	0	1
TOTALS	55	97	68	165	23.5	93	0	2	1	1	12

SACKS	G	UA	A	Total	Yds
2018	3	0	0	0.0	0
2019	12	1	1	1.5	4
2020	10	0	2	1.0	5
2021	13	3	1	3.5	27
2022	13	1	1	1.5	13
2023	4	2	1	2.0	11
TOTALS	55	6	6	9.0	55

2023 GAME-BY-GAME STATS

Opponent	GS	UA	A	TOT	SACKS-YDS	TFL-YDS	FF	FR	INT	QBH
at Wyoming	*	2	0	2	1.0-5	1.0-5	0	0	0	0
Oregon	*	3	2	5	0.5-1	0.5-1	0	0	0	1
Tarleton State	*	3	1	4	0.0-0	1.5-2	0	0	0	0
at West Virginia	*	3	3	6	1.0-6	2.5-11	0	0	0	0
Houston	-	-	-	-	-	-	-	-	-	-
at Baylor	-	-	-	-	-	-	-	-	-	-
Kansas State	-	-	-	-	-	-	-	-	-	-
at BYU	-	-	-	-	-	-	-	-	-	-
TCU	-	-	-	-	-	-	-	-	-	-
at Kansas	-	-	-	-	-	-	-	-	-	-
UCF	-	-	-	-	-	-	-	-	-	-
at Texas	-	-	-	-	-	-	-	-	-	-
Totals	11	5	16	2.0-11	5.0-18	0	0	0	0	1

2022 GAME-BY-GAME STATS

Opponent	GS	UA	A	TOT	SACKS-YDS	TFL-YDS	FF	FR	INT	QBH
Murray State	*	2	1	3	0.0-0	1.0-2	0	0	0	0
Houston	*	4	2	6	0.0-0	0.5-1	0	0	0	0
at NC State	*	1	3	4	0.0-0	0.0-0	0	0	0	0
Texas	*	3	1	4	0.0-0	0.0-0	0	0	0	1
at Kansas State	*	1	0	1	0.0-0	0.0-0	0	0	0	1
at Oklahoma St.	*	1	3	4	0.0-0	1.0-2	0	0	0	1
West Virginia	*	1	2	3	0.0-0	0.0-0	0	0	0	0
Baylor	*	3	1	4	0.0-0	0.5-0	0	0	0	0
at TCU	*	3	0	3	1.0-8	1.0-8	0	0	0	0
Kansas	*	2	0	2	0.0-0	0.0-0	0	1	0	0
at Iowa State	*	2	4	6	0.5-5	0.5-5	0	0	0	0
Oklahoma	*	3	1	4	0.0-0	0.0-0	0	0	0	1
vs. Ole Miss	*	4	2	6	0.0-0	1.0-1	1	0	0	0
Totals		30	20	50	1.5-13	5.5-19	1	1	0	4

2021 GAME-BY-GAME STATS

Opponent	GS	UA	A	TOT	SACKS-YDS	TFL-YDS	FF	FR	INT	QBH
vs. Houston	*	1	1	2	1.0-11	1.0-11	0	0	0	0
Stephen F. Austin	*	3	2	5	1.0-6	2.0-9	0	0	0	0
FIU	*	1	2	3	0.0-0	0.0-0	0	0	0	0
at Texas	*	0	2	2	0.0-0	0.0-0	0	0	0	0
at West Virginia	*	2	2	4	1.0-8	1.0-8	0	0	0	0
TCU	*	1	6	7	0.0-0	0.5-2	0	0	0	0
at Kansas	*	2	0	2	0.0-0	0.0-0	0	0	0	0
Kansas State	*	3	0	3	0.0-0	0.0-0	0	0	0	1
at Oklahoma	*	0	1	1	0.0-0	0.0-0	0	0	0	1
Iowa State	*	2	2	4	0.5-2	1.5-6	0	0	0	0
Oklahoma State	*	2	2	4	0.0-0	0.0-0	0	0	0	0
at Baylor	*	2	5	7	0.0-0	0.5-1	0	0	0	1
vs. Mississippi St.	*	3	0	3	0.0-0	0.0-0	0	0	0	0
Totals		22	25	47	3.5-27	6.5-36	0	0	0	4

2020 GAME-BY-GAME STATS

Opponent	GS	UA	A	TOT	SACKS-YDS	TFL-YDS	FF	FR	INT	QBH
HBU	*	0	4	4	1.0-5	1.5-6	0	0	0	0
Texas	*	2	0	2	0.0-0	0.0-0	0	0	0	0
at Kansas St.	*	2	0	2	0.0-0	0.0-0	0	0	0	0
at Iowa St.	*	0	1	1	0.0-0	0.0-0	0	0	0	0
West Virginia	*	2	0	2	0.0-0	0.0-0	0	0	0	0
Oklahoma	*	0	2	2	0.0-0	0.5-2	0	0	0	1
at TCU	*	1	1	2	0.0-0	0.0-0	0	0	0	0
Baylor	*	3	0	3	0.0-0	0.0-0	0	0	0	0
at Oklahoma St.	*	1	0	1	0.0-0	0.0-0	0	0	0	0
Kansas	*	4	0	4	0.0-0	1.0-1	0	0	0	0
Totals		15	8	23	1.0-5	3.0-9	0	0	0	1

2019 GAME-BY-GAME STATS

Opponent	GS	UA	A	TOT	SACKS-YDS	TFL-YDS	FF	FR	INT	QBH
Montana St.		0	3	3	0.0-0	0.5-1	0	0	0	0
UTEP		1	1	2	0.0-0	0.0-0	0	0	0	0
at Arizona	*	5	0	5	1.0-2	1.0-2	0	0	0	0
at Oklahoma	*	0	0	0	0.0-0	0.0-0	0	0	0	0
Oklahoma St.	*	1	1	2	0.5-2	0.5-2	1	0	0	1
at Baylor	*	1	1	2	0.0-0	0.5-2	0	0	0	0
Iowa St.	*	0	1	1	0.0-0	0.0-0	0	0	0	0
at Kansas	*	3	0	3	0.0-0	1.0-4	0	0	0	0
at West Virginia	*	1	0	1	0.0-0	0.0-0	0	0	0	0
TCU	*	2	1	3	0.0-0	0.0-0	0	0	0	0
Kansas St.	*	2	0	2	0.0-0	0.0-0	0	0	0	1
at Texas	*	2	1	3	0.0-0	0.0-0	0	0	0	0
Totals		18	9	27	1.5-4	3.5-11	1	0	0	2

2018 GAME-BY-GAME STATS

Opponent	GS	UA	A	TOT	SACKS-YDS	TFL-YDS	FF	FR	INT	QBH
Lamar		0	0	0	0.0-0	0.0-0	0	0	0	0
Kansas		1	1	2	0.0-0	0.0-0	0	0	0	0
vs. Baylor		0	0	0	0.0-0	0.0-0	0	0	0	0
Totals		1	1	2	0.0-0	0.0-0	0	0	0	0



5 QUINCY
LEDET JR.

DL | Sr. | 4th Yr. (1st at Tech) | Orange, Texas | West Orange-Stark HS

PARTICIPATION	2020*	2021*	2022*	2023	CAREER
GP/GS	8/0	11/9	12/10	4/0	35/19

* at Louisiana-Monroe

CAREER STATS

TACKLES	GP	UA	A	Total	TFL	Yds	PD	FF	FR	Blkd
2020 (ULM)	8	5	6	11	0.0	0	0	0	0	0
2021 (ULM)	11	6	22	28	1.0	10	1	1	0	0
2022 (ULM)	12	17	20	37	5.0	34	1	0	0	0
2023 (TTU)	4	3	2	5	0.0	0	0	1	0	0
Totals	35	31	50	81	6.0	44	2	2	0	0

SACKS	G	UA	A	Total	Yds
2020 (ULM)	8	0	0	0.0	0
2021 (ULM)	11	1	0	1.0	10
2022 (ULM)	12	2	2	3.0	27
2023 (TTU)	4	0	0	0.0	0
Totals	35	3	2	4.0	37

2023 GAME-BY-GAME STATS

Opponent	GS	UA	A	TOT	SACKS-YDS	TFL-YDS	FF	FR	INT	QBH
at Wyoming	2	0	2	2	0.0-0	0.0-0	1	0	0	0
Oregon	0	1	1	2	0.0-0	0.0-0	0	0	0	0
Tarleton State	1	0	1	2	0.0-0	0.0-0	0	0	0	0
at West Virginia	0	1	1	2	0.0-0	0.0-0	0	0	0	0
Houston	-	-	-	-	-	-	-	-	-	-
at Baylor	-	-	-	-	-	-	-	-	-	-
Kansas State	-	-	-	-	-	-	-	-	-	-
at BYU	-	-	-	-	-	-	-	-	-	-
TCU	-	-	-	-	-	-	-	-	-	-
at Kansas	-	-	-	-	-	-	-	-	-	-
UCF	-	-	-	-	-	-	-	-	-	-
at Texas	-	-	-	-	-	-	-	-	-	-
Totals	3	2	5	10	0.0-0	0.0-0	1	0	0	0

2022 GAME-BY-GAME STATS (@ ULM)

Opponent	GS	UA	A	TOT	SACKS-YDS	TFL-YDS	FF	FR	INT	QBH
at Texas	*	2	0	2	1.0-9	1.0-9	0	0	0	0
Nicholls	*	0	1	1	0.0-0	0.0-0	0	0	0	0
at Alabama	*	0	0	0	0.0-0	0.0-0	0	0	0	0
Louisiana	*	1	3	4	0.0-0	0.0-0	0	0	0	0
at Arkansas St.	2	1	3	6	0.5-7	0.5-7	0	0	0	0
Coastal Carolina	0	1	1	2	0.0-0	0.0-0	0	0	0	0
at South Alabama*	0	1	1	2	0.0-0	0.0-0	0	0	0	0
at Army	*	1	1	2	0.0-0	0.0-0	0	0	0	0
Texas State	*	5	1	6	0.5-1	1.5-6	0	0	0	0
at Georgia State	*	0	2	2	0.0-0	0.0-0	0	0	0	0
at Troy	*	3	4	7	0.0-0	0.5-1	0	0	0	0
Southern Miss	*	3	5	8	1.0-10	1.5-11	0	0	0	0
Totals	17	20	37	74	3.0-27	5.0-34	0	0	0	0

7 STEVE
LINTON

OLB | Sr. | 5th Yr. (1st at Tech) | Dublin, Ga. | Dublin HS

PARTICIPATION	2019*	2020*	2021*	2022*	2023	CAREER
GP/GS	3/0	8/1	7/0	11/1	4/3	33/5

* indicates seasons at Syracuse

CAREER STATS

TACKLES	GP	UA	A	Total	TFL	Yds	PD	FF	FR	Blkd	QBH
2019 (SU)	3	0	2	2	0.0	0	0	0	0	0	0
2020 (SU)	8	11	4	15	0.5	2	0	0	1	0	2
2021 (SU)	7	4	3	7	2.0	2	1	0	0	0	1
2022 (SU)	11	11	11	22	6.0	37	0	1	2	0	4
2023 (TTU)	4	6	4	10	1.5	4	0	0	1	0	0
TOTALS	33	33	24	56	10.0	45	1	1	4	0	7

SACKS	G	UA	A	Total	Yds
2019 (SU)	3	0	0	0.0	0
2020 (SU)	8	0	0	0.0	0
2021 (SU)	7	1	0	1.0	1
2022 (SU)	11	3	1	3.5	31
2023 (TTU)	4	0	0	0.0	0
TOTALS	33	4	1	4.5	32

2023 GAME-BY-GAME STATS

Opponent	GS	UA	A	TOT	SACKS-YDS	TFL-YDS	FF	FR	INT	QBH
at Wyoming	*	4	1	5	0.0-0	1.0-4	0	1	0	0
Oregon	*	1	1	2	0.0-0	0.0-0	0	0	0	0
Tarleton State	*	0	0	0	0.0-0	0.0-0	0	0	0	0
at West Virginia	1	2	3	6	0.0-0	0.5-0	0	0	0	0
Houston	-	-	-	-	-	-	-	-	-	-
at Baylor	-	-	-	-	-	-	-	-	-	-
Kansas State	-	-	-	-	-	-	-	-	-	-
at BYU	-	-	-	-	-	-	-	-	-	-
TCU	-	-	-	-	-	-	-	-	-	-
at Kansas	-	-	-	-	-	-	-	-	-	-
UCF	-	-	-	-	-	-	-	-	-	-
at Texas	-	-	-	-	-	-	-	-	-	-
Totals	6	4	10	20	0.0-0	1.5-4	0	1	0	0

2022 GAME-BY-GAME STATS (@ SYRACUSE)

Opponent	GS	UA	A	TOT	SACKS-YDS	TFL-YDS	FF	FR	INT	QBH
Louisville	3	3	6	12	1.0-3	2.0-6	1	1	0	0
at UConn	*	1	0	1	0.0-0	0.0-0	0	0	0	0
Purdue	1	1	2	4	0.0-0	0.0-0	0	0	0	0
Virginia	1	0	1	2	0.0-0	1.0-1	0	0	0	1
Wagner	1	1	2	4	1.5-17	1.5-17	0	0	0	0
NC State	0	0	0	0	0.0-0	0.0-0	0	0	0	0
at Clemson	1	2	3	6	1.0-11	1.0-11	0	0	0	0
Notre Dame	1	1	2	4	0.0-0	0.5-2	0	0	0	2
at Pittsburgh	DNP									
Florida State	0	0	0	0	0.0-0	0.0-0	0	0	0	0
at Wake Forest	1	3	4	8	0.0-0	0.0-0	0	0	0	1
at Boston College	1	0	1	2	0.0-0	0.0-0	0	1	0	0
vs. Minnesota	DNP									
Totals	11	11	22	44	3.5-31	6.0-37	1	2	0	4

12 BRALYN LUX

DB | Sr. | 5th Yr. (1st at Tech) | San Jose, Calif. | King's Academy

PARTICIPATION	2020*	2021*	2022*	2023	CAREER
GP/GS	6/6	13/8	8/8	4/3	31/25

* indicates seasons at Fresno State

CAREER STATS

TACKLES	GP	UA	A	Total	TFL	Yds	PD	FF	FR	Blkd	INT
2020 (FS)	6	27	3	30	1.0	1	4	1	1	0	1
2021 (FS)	13	18	6	24	1.0	2	4	0	1	0	1
2022 (FS)	8	30	5	35	3.0	16	8	1	0	0	0
2023 (TUJ)	4	7	0	7	1.0	2	2	0	0	0	0
TOTALS	31	82	14	96	6.0	21	17	2	2	0	2

2023 GAME-BY-GAME STATS

Opponent	GS	UA	A	TOT	TFL-YDS	INT-YDS	FF	FR	PBU
at Wyoming	*	2	0	2	1.0-2	0-0	0	0	1
Oregon	*	2	1	3	0.5-2	0-0	0	0	0
Tarleton St.	*	3	0	3	0.0-0	0-0	0	0	0
at West Virginia		0	0	0	0.0-0	0-0	0	0	1
Houston	-	-	-	-	-	-	-	-	-
at Baylor	-	-	-	-	-	-	-	-	-
Kansas State	-	-	-	-	-	-	-	-	-
at BYU	-	-	-	-	-	-	-	-	-
TCU	-	-	-	-	-	-	-	-	-
at Kansas	-	-	-	-	-	-	-	-	-
UCF	-	-	-	-	-	-	-	-	-
at Texas	-	-	-	-	-	-	-	-	-
Totals		7	1	8	1.5-4	0-0	0	0	2

2022 GAME-BY-GAME STATS (@ FRESNO STATE)

Opponent	GS	UA	A	TOT	TFL-YDS	INT-YDS	FF	FR	PBU
Cal Poly	*	2	0	2	0.0-0	0-0	0	0	0
Oregon State	*	6	2	8	0.0-0	0-0	0	0	2
at USC	*	6	0	6	0.0-0	0-0	0	0	1
at UConn	*	7	1	8	2.0-14	0-0	1	0	0
at Boise State	*	3	1	4	1.0-2	0-0	0	0	1
San Jose State	*	3	0	3	0.0-0	1-0	0	0	3
at New Mexico	*	2	1	3	0.0-0	0-0	0	0	0
San Diego State	*	1	0	1	0.0-0	0-0	0	0	0
Hawai'i	DNP-injured								
at UNLV	DNP-injured								
at Nevada	DNP-injured								
Wyoming	DNP-injured								
at Boise State	DNP-injured								
vs. Washington St.	DNP-injured								
Totals	30	5	35	3.0-16	1-0	1	0	7	

2021 GAME-BY-GAME STATS (@ FRESNO STATE)

Opponent	GS	UA	A	TOT	TFL-YDS	INT-YDS	FF	FR	PBU
UConn	*	1	0	1	0.0-0	0-0	0	0	1
at Oregon	*	0	0	0	0.0-0	0-0	0	0	1
Cal Poly	*	4	0	4	0.0-0	0-0	0	0	0
at UCLA	*	0	1	1	0.0-0	0-0	0	1	1
UNLV	*	3	1	4	0.0-0	0-0	0	0	1
at Hawai'i	*	2	0	2	0.0-0	0-0	0	0	0
at Wyoming	*	1	0	1	1.0-2	0-0	0	0	0
Nevada	*	4	0	4	0.0-0	0-0	0	0	0
at San Diego St.	*	1	0	1	0.0-0	0-0	0	0	0
Boise State		0	0	0	0.0-0	0-0	0	0	0
New Mexico		0	1	1	0.0-0	0-0	0	0	0
at San Jose State		2	2	4	0.0-0	0-0	0	0	0
vs. UTEP		0	3	3	0.0-0	0-0	0	0	0
Totals	18	6	24	1.0-2	0-0	0	1	4	

2020 GAME-BY-GAME STATS (@ FRESNO STATE)

Opponent	GS	UA	A	TOT	TFL-YDS	INT-YDS	FF	FR	PBU
Hawai'i	*	8	0	8	1.0-1	0-0	1	0	1
Colorado State	*	6	0	6	0.0-0	0-0	0	0	1
at UNLV	*	7	2	9	0.0-0	0-0	0	0	0
at Utah State	*	2	0	2	0.0-0	0-0	0	0	2
at Nevada	*	2	1	3	0.0-0	1-24	0	0	0
vs. New Mexico	*	2	0	2	0.0-0	0-0	0	0	0
Totals	27	3	30	1.0-1	1-24	1	0	4	

20 NEHEMIAH MARTINEZ

WR | Jr. | 3rd Yr. | Lubbock, Texas | Cooper HS

PARTICIPATION	2021	2022	2023	CAREER
GP/GS	11/0	13/4	3/0	27/4

CAREER STATS

ALL PURPOSE	G	Rush	Rec	PR	KR	IR	Total	Avg/G
2021	11	19	0	0	21	0	40	3.6
2022	13	12	394	0	130	0	536	41.2
2023	3	49	31	0	0	0	80	26.7
Totals	27	80	425	0	151	0	656	24.3

2023 GAME-BY-GAME

Opponent	GS	Rec	Yds	TD	Avg	LG	Rush	Yds	TD
at Wyoming	DNP-injured								
Oregon		1	31	0	31.0	31	0	0	0
Tarleton State		0	0	0	0	0	6	38	0
at West Virginia		0	0	0	0	0	1	11	0
Houston	-	-	-	-	-	-	-	-	-
at Baylor	-	-	-	-	-	-	-	-	-
Kansas State	-	-	-	-	-	-	-	-	-
at BYU	-	-	-	-	-	-	-	-	-
TCU	-	-	-	-	-	-	-	-	-
at Kansas	-	-	-	-	-	-	-	-	-
UCF	-	-	-	-	-	-	-	-	-
at Texas	-	-	-	-	-	-	-	-	-
Totals	1	31	0	31.0	31		7	49	0

2022 GAME-BY-GAME

Opponent	GS	Rec	Yds	TD	Avg	LG	Rush	Yds	TD
Murray State		2	43	0	21.5	24	0	0	0
Houston		5	76	1	15.2	43	0	0	0
at NC State		4	46	0	11.5	18	0	0	0
Texas	*	3	14	0	4.7	7	0	0	0
at Kansas State		1	6	1	6	6	0	0	0
at Oklahoma State	*	2	26	0	13	16	0	0	0
West Virginia	*	6	52	0	8.7	15	1	6	0
Baylor		0	0	0	0	0	0	0	0
at TCU		0	0	0	0	0	1	6	0
Kansas		2	36	0	18	34	0	0	0
at Iowa State		3	33	0	11	21	0	0	0
Oklahoma	*	4	62	0	15.5	24	0	0	0
vs. Ole Miss		0	0	0	0	0	0	0	0
Totals	32	394	2	12.3	43		2	12	0



10 DRAE McCRAY

WR | Jr. | 3rd Yr. (1st at Tech) | Tallahassee, Fla. | N. Florida Christian HS

PARTICIPATION	2021*	2022*	2023	CAREER
GP/GS	11/11	11/11	4/0	26/22

* indicates seasons at Austin Peay

CAREER STATS

RECEIVING	G	Rec	Yds	TD	Lg	Rec/G	Avg/C	Avg/G
2021	11	53	867	8	73	4.8	16.4	78.8
2022	11	76	1,021	9	72	6.9	13.4	92.8
2023	4	10	100	0	31	2.5	10.0	25.0
Totals	26	139	1,988	17	73	5.3	14.3	76.5

2023 GAME-BY-GAME

Opponent	GS	Rec	Yds	TD	Avg	Lg	Rush	Yds	TD
at Wyoming		5	42	0	8.4	15	0	0	0
Oregon		1	31	0	31.0	31	0	0	0
Tarleton State		1	9	0	9.0	9	0	0	0
at West Virginia		3	18	0	6.0	15	0	0	0
Houston	-	-	-	-	-	-	-	-	-
at Baylor	-	-	-	-	-	-	-	-	-
Kansas State	-	-	-	-	-	-	-	-	-
at BYU	-	-	-	-	-	-	-	-	-
TCU	-	-	-	-	-	-	-	-	-
at Kansas	-	-	-	-	-	-	-	-	-
UCF	-	-	-	-	-	-	-	-	-
at Texas	-	-	-	-	-	-	-	-	-
Totals		10	100	0	10.0	31	0	0	0

2022 GAME-BY-GAME

Opponent	GS	Rec	Yds	TD	Avg	Lg	Rush	Yds	TD
at Western Kentucky	*	7	90	2	12.9	44	1	17	0
Presbyterian	*	7	113	0	16.1	26	1	8	0
Mississippi Valley State	*	10	158	2	15.8	36	0	0	0
at Alabama A&M	*	1	1	0	1.0	1	0	0	0
Eastern Kentucky	*	6	59	1	9.8	24	2	8	0
at Central Arkansas	*	7	73	0	10.4	34	0	0	0
Murray State	*	5	166	2	33.2	72	2	-1	0
Jacksonville State	*	6	68	1	11.3	23	4	17	0
at North Alabama	*	5	106	1	21.2	62	2	5	0
at Kennesaw State	*	10	95	0	9.5	21	0	0	0
at Alabama	*	12	92	0	7.6	32	0	0	0
Totals		76	1,021	9	13.4	72	12	54	0

2021 GAME-BY-GAME

Opponent	GS	Rec	Yds	TD	Avg	Lg	Rush	Yds	TD
at Chattanooga	*	5	87	1	17.4	57	0	0	0
at Ole Miss	*	6	87	0	14.5	51	0	0	0
Moorhead State	*	5	86	0	17.2	52	0	0	0
at Eastern Kentucky	*	8	59	0	7.4	11	0	0	0
Tennessee State	*	4	40	0	10.0	22	0	0	0
Southeast Missouri	*	2	18	0	9.0	13	0	0	0
at Murray State	*	4	23	1	5.8	14	0	0	0
at UT Martin	*	2	23	0	11.5	16	0	0	0
Eastern Illinois	*	6	137	2	22.8	45	0	0	0
at Tennessee State	*	4	70	0	17.5	45	0	0	0
Tennessee Tech	*	7	237	4	33.9	73	1	1	0
Totals		53	867	8	16.4	73	1	1	0

31 AUSTIN MCNAMARA

P | S-Sr. | 5th Yr. | Gilbert, Ariz. | Highland HS

PARTICIPATION	2019	2020	2021	2022	2023	CAREER
GP/GS	12/0	9/0	13/0	13/0	4/0	51/0

CAREER PUNTING	G	No.	Yards	Lg	Avg
2019	12	59	2657	66	45.0
2020	9	41	1898	87	46.3
2021	13	42	2023	70	48.2
2022	13	50	2215	65	44.3
2023	4	16	777	54	48.6
Totals	51	208	9,570	87	46.0

2023 GAME-BY-GAME STATS

Opponent	No	Yds	Avg	Long	Blkd	TB	FC	50+	I20
at Wyoming	4	199	49.8	54	0	1	3	3	2
Oregon	2	89	44.5	52	0	0	2	1	1
Tarleton State	4	195	48.8	53	0	1	4	1	2
at West Virginia	6	294	49.0	54	0	0	3	4	0
Houston	-	-	-	-	-	-	-	-	-
at Baylor	-	-	-	-	-	-	-	-	-
Kansas State	-	-	-	-	-	-	-	-	-
at BYU	-	-	-	-	-	-	-	-	-
TCU	-	-	-	-	-	-	-	-	-
at Kansas	-	-	-	-	-	-	-	-	-
UCF	-	-	-	-	-	-	-	-	-
at Texas	-	-	-	-	-	-	-	-	-
Totals	16	777	48.6	54	0	2	12	9	5

2022 GAME-BY-GAME STATS

Opponent	No	Yds	Avg	Long	Blkd	TB	FC	50+	I20
Murray State	4	183	43.8	56	0	0	0	2	3
Houston	4	178	44.5	53	0	0	2	1	2
at NC State	6	247	41.2	50	0	0	3	1	1
Texas	2	85	42.5	59	0	0	0	1	1
at Kansas State	3	136	45.3	60	0	1	1	1	1
at Oklahoma State	4	166	41.5	46	0	0	3	0	0
West Virginia	2	108	54.0	65	0	1	0	1	1
Baylor	2	96	48.0	53	0	0	1	1	1
at TCU	6	282	47.0	55	0	1	2	4	3
Kansas	3	140	46.7	63	0	0	2	2	0
at Iowa State	7	273	39.0	49	0	0	6	0	1
Oklahoma	6	283	47.2	52	0	0	4	1	1
vs. Ole Miss	1	38	38.0	38	0	0	1	0	0
Totals	50	2215	44.3	65	0	3	25	15	15

2021 GAME-BY-GAME STATS

Opponent	No	Yds	Avg	Long	Blkd	TB	FC	50+	I20
vs Houston	5	230	46.0	54	0	1	2	2	1
SFA	4	181	45.2	47	0	0	3	0	2
FIU	3	128	42.7	50	0	0	3	1	2
at Texas	2	93	46.5	48	0	1	0	0	0
at West Virginia	3	138	46.0	52	0	0	1	2	2
TCU	2	99	49.5	55	0	0	0	1	0
at Kansas	0	0	0.0	0	0	0	0	0	0
Kansas State	2	82	41.0	50	0	1	1	1	0
at Oklahoma	3	142	47.3	50	0	0	2	1	2
Iowa State	2	95	47.5	53	0	0	1	1	0
Oklahoma State	9	508	56.4	70	0	2	5	8	4
at Baylor	3	143	47.7	55	0	0	2	1	2
at Mississippi St.	4	184	46.0	61	0	0	0	2	2
Totals	42	2023	48.2	70	0	5	20	20	17

2020 GAME-BY-GAME STATS

Opponent	No	Yds	Avg	Long	Blkd	TB	FC	50+	I20
Houston Baptist	4	159	39.8	43	0	1	3	0	1
Texas	5	239	47.8	56	1	0	2	2	2
at Kansas State	2	97	48.5	49	0	0	2	0	2
at Iowa State	6	261	43.5	47	0	1	4	0	1
West Virginia	5	267	53.4	87	0	2	2	2	1
Oklahoma	6	262	43.7	52	0	0	2	3	1
at TCU	7	330	47.1	56	0	0	1	2	1
at Oklahoma State	4	176	44.0	55	0	0	1	1	1
Kansas	2	107	53.5	55	0	0	0	2	1
Totals	41	1898	46.3	87	1	4	17	12	11

2019 GAME-BY-GAME STATS

Opponent	No	Yds	Avg	Long	Blkd	TB	FC	50+	I20
Montana State	5	242	48.4	57	0	0	4	2	2
UTEP	4	188	47.0	55	0	0	1	1	1
at Arizona	7	321	45.8	56	0	1	3	2	4
at Oklahoma	6	291	48.5	66	0	1	2	2	1
Oklahoma State	5	168	33.6	51	0	0	2	1	2
at Baylor	4	178	44.5	60	0	0	0	2	1
Iowa State	6	280	46.7	57	0	2	2	2	0
at Kansas	5	211	42.2	48	0	0	3	0	3
at West Virginia	5	227	45.4	58	0	1	2	2	1
TCU	4	189	47.2	52	0	0	4	1	2
Kansas State	4	165	41.2	49	0	0	3	0	2
at Texas	4	197	49.2	56	0	0	0	2	1
Totals	59	2657	45.0	66	0	5	26	17	20

2 BEHREN
MORTON

QB | So. | 3rd Yr. | Eastland, Texas | Eastland HS

PARTICIPATION	2021	2022	2023	CAREER
GP/GS	2/0	9/4	2/0	13/4

CAREER STATS

PASSING	G	Comp	Att	Int	Yds	TD	Lg	Pct	Avg/G	Effic
2021	2	1	3	0	0	0	0	33.3	0.0	33.3
2022	9	96	169	6	1,117	7	55	56.8	124.1	118.9
2023	2	21	50	1	230	3	26	42.0	115.0	96.4
Totals	13	118	222	7	1,347	10	55	53.2	103.6	112.7

RUSHING	G	Att	Yds	TD	Lg	Avg/C	Avg/G
2021	2	2	15	0	17	7.5	7.5
2022	9	42	79	2	15	1.9	8.8
2023	2	11	-1	0	7	-0.1	-0.5
Totals	13	55	93	2	17	1.7	7.2

2023 GAME-BY-GAME

Opponent	GS	Comp	Att	TD	INT	Yds	Lg	Run	Yds	TD	Lg
at Wyoming		DNP									
Oregon		DNP	-	-	-	-	-	-	-	-	-
Tarleton State	8	13	2	1	72	15	3	11	0	7	
at West Virginia	13	37	1	0	158	26	8	-12	0	4	
Houston	-	-	-	-	-	-	-	-	-	-	
at Baylor	-	-	-	-	-	-	-	-	-	-	
Kansas State	-	-	-	-	-	-	-	-	-	-	
at BYU	-	-	-	-	-	-	-	-	-	-	
TCU	-	-	-	-	-	-	-	-	-	-	
at Kansas	-	-	-	-	-	-	-	-	-	-	
UCF	-	-	-	-	-	-	-	-	-	-	
at Texas	-	-	-	-	-	-	-	-	-	-	
Totals	21	50	3	1	230	26	11	-1	0	7	

2022 GAME-BY-GAME

Opponent	GS	Comp	Att	TD	INT	Yds	Lg	Run	Yds	TD	Lg
Murray State	7	10	1	1	97	24	3	-15	0	2	
Houston	0	0	0	0	0	0	0	0	0	0	
at NC State	4	7	0	1	85	38	2	20	0	13	
Texas	0	0	0	0	0	0	0	0	0	0	
at Kansas State		DNP									
at Oklahoma St. *	39	62	2	1	379	36	17	53	1	15	
West Virginia *	28	45	2	0	325	55	8	17	0	8	
Baylor *	11	34	1	3	152	39	6	6	1	14	
at TCU *	7	10	1	0	79	47	6	-2	0	4	
Kansas		DNP-injured									
at Iowa State		DNP-injured									
Oklahoma		DNP-injured									
vs. Ole Miss	0	1	0	0	0	0	0	0	0	0	
Totals	96	169	7	6	1,117	55	42	79	2	15	

18 TYLER
OWENS

DB | S-Sr. | 5th Yr. (2nd at Tech) | Plano, Texas | Plano East HS

PARTICIPATION	2019*	2020*	2021*	2022	2023	CAREER
GP/GS	13/1	9/0	5/0	12/2	3/3	42/6

CAREER STATS

TACKLES	GP	UA	A	Total	TFL	Yds	PD	FF	FR	Blkd	QBH
2019 (UT)	13	6	2	8	0.0	0	0	0	0	0	0
2020 (UT)	9	2	1	3	0.5	2	1	0	0	1	0
2021 (UT)	5	2	0	2	0.0	0	0	0	0	0	0
2022 (TTU)	12	14	5	19	0.0	0	2	2	0	1	0
2023 (TTU)	3	7	3	10	0.0	0	1	0	0	0	0
TOTALS	42	31	11	42	0.5	2	4	2	0	2	0

INTERCEPTIONS	GP	No	Yds	TD	Lg	AVG/R
2019 (UT)	13	0	0	0	0	0.0
2020 (UT)	9	0	0	0	0	0.0
2021 (UT)	5	0	0	0	0	0.0
2022 (TTU)	12	1	0	0	0	0.0
2023 (TTU)	3	0	0	0	0	0.0
TOTALS	42	1	0	0	0	0.0

2023 GAME-BY-GAME STATS

Opponent	GS	UA	A	TOT	TFL-YDS	INT-YDS	FF	FR	PBU
at Wyoming	*	2	0	2	0.0-0	0-0	0	0	1
Oregon	*	4	1	5	0.0-0	0-0	0	0	0
Tarleton St.					DNP-injured				
at West Virginia *	1	2	3	0.0-0	0-0	0	0	0	
Houston	-	-	-	-	-	-	-	-	-
at Baylor	-	-	-	-	-	-	-	-	-
Kansas State	-	-	-	-	-	-	-	-	-
at BYU	-	-	-	-	-	-	-	-	-
TCU	-	-	-	-	-	-	-	-	-
at Kansas	-	-	-	-	-	-	-	-	-
UCF	-	-	-	-	-	-	-	-	-
at Texas	-	-	-	-	-	-	-	-	-
Totals	7	3	10	0.0-0	0-0	0	0	1	

2022 GAME-BY-GAME STATS

Opponent	GS	UA	A	TOT	TFL-YDS	INT-YDS	FF	FR	PBU
Murray State	1	0	1	0.0-0	0-0	0	0	0	0
Houston	0	0	0	0.0-0	0-0	0	0	0	0
at NC State	1	0	1	0.0-0	0-0	0	0	0	0
Texas	1	0	1	0.0-0	0-0	0	0	0	0
at Kansas State	1	0	1	0.0-0	0-0	0	0	0	0
at Oklahoma St. *	2	1	3	0.0-0	0-0	0	0	2	
West Virginia					DNP-injured				
Baylor	0	0	0	0.0-0	0-0	0	0	0	0
at TCU	1	1	2	0.0-0	0-0	0	0	0	0
Kansas	0	0	0	0.0-0	0-0	0	0	0	0
at Iowa State	3	1	4	0.0-0	0-0	1	0	0	0
Oklahoma	0	0	0	0.0-0	0-0	0	0	0	0
vs. Ole Miss *	4	2	6	0.0-0	1-0	1	0	0	0
Totals	14	5	19	0.0-0	1-0	2	0	2	



8 JESIAH
PIERRE

LB | Sr. | 5th Yr. (3rd at Tech) | Mount Dora, Fla. | Mount Dora Christian Academy

PARTICIPATION	2019*	2020*	2021	2022	2023	CAREER
GP/GS	2/0	11/0	11/3	13/10	4/4	41/17

* at Florida

CAREER STATS

TACKLES	GP	UA	A	Total	TFL	Yds	PD	FF	FR	Blkd	QBH
2019 (LUF)	2	0	0	0	0.0	0	0	0	0	0	0
2020 (LUF)	11	3	5	8	0.5	4	0	0	0	0	0
2021 (TTU)	11	15	12	27	1.0	2	0	0	0	0	0
2022 (TTU)	13	24	16	40	7.0	28	1	1	0	0	3
2023 (TTU)	4	23	14	37	0.0	0	0	0	0	0	0
Totals	41	62	47	112	8.5	34	1	1	0	0	3

2023 GAME-BY-GAME STATS

Opponent	GS	UA	A	TOT	SACKS-YDS	TFL-YDS	FF	FR	INT	QBH
at Wyoming	*	10	4	14	0.0-0	0.0-0	0	0	0	0
Oregon	*	3	3	6	0.0-0	0.0-0	0	0	0	0
Tarleton State	*	5	0	5	0.0-0	0.0-0	0	0	0	0
at West Virginia	*	5	7	12	0.0-0	0.0-0	0	0	0	0
Houston	-	-	-	-	-	-	-	-	-	-
at Baylor	-	-	-	-	-	-	-	-	-	-
Kansas State	-	-	-	-	-	-	-	-	-	-
at BYU	-	-	-	-	-	-	-	-	-	-
TCU	-	-	-	-	-	-	-	-	-	-
at Kansas	-	-	-	-	-	-	-	-	-	-
UCF	-	-	-	-	-	-	-	-	-	-
at Texas	-	-	-	-	-	-	-	-	-	-
Totals		23	14	37	0.0-0	0.0-0	0	0	0	0

2022 GAME-BY-GAME STATS

Opponent	GS	UA	A	TOT	SACKS-YDS	TFL-YDS	FF	FR	INT	QBH
Murray State	*	1	2	3	0.0-0	0.0-0	0	0	0	0
Houston	*	0	0	0	0.0-0	0.0-0	0	0	0	0
at NC State	*	0	2	2	0.0-0	0.0-0	0	0	0	0
Texas	*	0	0	0	0.0-0	0.0-0	0	0	0	0
at Kansas State		1	0	1	0.0-0	0.0-0	0	0	0	0
at Oklahoma St.	*	3	2	5	1.0-1	1.0-1	0	0	0	0
West Virginia	*	1	1	2	0.0-0	0.0-0	0	0	0	0
Baylor	*	3	2	5	0.0-0	0.0-0	0	0	0	0
at TCU	*	1	4	5	1.5-8	2.5-11	0	0	0	1
Kansas	*	6	1	7	2.0-12	2.0-12	1	0	0	0
at Iowa State	*	4	2	6	0.0-0	1.5-4	0	0	0	1
Oklahoma		2	0	2	0.0-0	0.0-0	0	0	0	0
vs. Ole Miss		2	0	2	0.0-0	0.0-0	0	0	0	1
Totals		24	16	40	4.5-21	7.0-28	1	0	0	3

2021 GAME-BY-GAME STATS

Opponent	GS	UA	A	TOT	SACKS-YDS	TFL-YDS	FF	FR	INT	QBH
vs. Houston		3	2	5	0.0-0	0.5-1	0	0	0	0
Stephen F. Austin		0	2	2	0.0-0	0.0-0	0	0	0	0
FIU		3	1	4	0.0-0	0.0-0	0	0	0	0
at Texas		2	0	2	0.0-0	0.0-0	0	0	0	0
at West Virginia	*	1	2	3	0.0-0	0.0-0	0	0	0	0
TCU	*	3	3	6	0.0-0	0.5-1	0	0	0	0
at Kansas	*	0	0	0	0.0-0	0.0-0	0	0	0	0
Kansas State		0	0	0	0.0-0	0.0-0	0	0	0	0
at Oklahoma		2	0	2	0.0-0	0.0-0	0	0	0	0
Iowa State	DNP									
Oklahoma State		1	2	3	0.0-0	0.0-0	0	0	0	0
at Baylor		0	0	0	0.0-0	0.0-0	0	0	0	0
vs. Mississippi St.	DNP									
Totals		15	12	27.0	0.0-0	1.0-2	0	0	0	0

2020 GAME-BY-GAME STATS (@ FLORIDA)

Opponent	UA	A	TOT	SACKS-YDS	TFL-YDS	FF	FR	INT	QBH
at Ole Miss	0	0	0	0.0-0	0.0-0	0	0	0	0
South Carolina	0	0	0	0.0-0	0.0-0	0	0	0	0
at Texas A&M	0	0	0	0.0-0	0.0-0	0	0	0	0
Mizzou	0	1	1	0.0-0	0.0-0	0	0	0	0
vs. Georgia	0	0	0	0.0-0	0.0-0	0	0	0	0
Arkansas	0	0	0	0.0-0	0.0-0	0	0	0	0
at Vanderbilt	0	4	4	0.0-0	0.5-4	0	0	0	0
Kentucky	2	0	2	0.0-0	0.0-0	0	0	0	0
at Tennessee	1	0	1	0.0-0	0.0-0	0	0	0	0
LSU	0	0	0	0.0-0	0.0-0	0	0	0	0
vs. Alabama	0	0	0	0.0-0	0.0-0	0	0	0	0
vs. Oklahoma	DNP								
Totals	3	5	8	0.0-0	0.5-4	0	0	0	0

1 MYLES
PRICE

WR | Sr. | 4th Yr. | The Colony, Texas | The Colony HS

PARTICIPATION	2020	2021	2022	2023	CAREER
GP/GS	9/3	12/9	11/9	4/2	36/23

CAREER STATS

RECEIVING	G	Rec	Yds	TD	Lg	Rec/G	Avg/C	Avg/G
2020	9	28	300	1	44	3.1	10.7	33.3
2021	12	38	523	2	48	3.2	13.8	43.6
2022	11	51	513	2	54	4.6	10.1	46.6
2023	4	12	118	3	33	4.0	9.8	39.3
Totals	36	130	1459	8	54	3.7	11.2	41.7

RUSHING

2020	9	12	124	1	70	10.3	13.8
2021	12	14	83	1	15	5.9	6.9
2022	11	0	0	0	0	0.0	0.0
2023	4	0	0	0	0	0.0	0.0
Totals	36	26	207	2	70	8.0	5.9

KICK RETURNS

2020	9	3	59	19.7	0	29
2021	12	0	0	0.0	0	0
2022	11	0	0	0.0	0	0
2023	4	0	0	0.0	0	0
Totals	36	3	59	19.7	0	29

PUNT RETURNS

2020	9	0	0	0	0	0.0	0.0
2021	12	2	37	0	27	18.5	3.1
2022	11	8	63	0	20	7.9	5.7
2023	4	3	41	0	33	20.5	20.5
Totals	36	13	141	0	33	11.7	7.3

ALL PURPOSE

2020	9	124	300	0	59	0	488	54.2
2021	12	83	523	37	0	0	643	53.6
2022	11	0	513	63	0	0	576	52.4
2023	4	0	118	41	0	0	159	53.0
Totals	36	207	1,459	141	59	0	1,866	53.3

2023 GAME-BY-GAME

Opponent	GS	Rec	Yds	TD	Avg	LG	Rush	Yds	TD
at Wyoming	*	6	65	1	10.8	33	0	0	0
Oregon		4	31	1	7.8	18	0	0	0
Tarleton State	*	2	22	1	11.0	15	0	0	0
at West Virginia		0	0	0	0	0	0	0	0
Houston	-	-	-	-	-	-	-	-	-
at Baylor	-	-	-	-	-	-	-	-	-
Kansas State	-	-	-	-	-	-	-	-	-
at BYU	-	-	-	-	-	-	-	-	-
TCU	-	-	-	-	-	-	-	-	-
at Kansas	-	-	-	-	-	-	-	-	-
UCF	-	-	-	-	-	-	-	-	-
at Texas	-	-	-	-	-	-	-	-	-
Totals		12	118	3	9.8	33	0	0	0

2022 GAME-BY-GAME

Opponent	GS	Rec	Yds	TD	Avg	LG	Rush	Yds	TD
Murray State	*	3	39	0	13	17	0	0	0
Houston	*	5	78	1	15.6	54	0	0	0
at NC State	*	4	50	1	12.5	24	0	0	0
Texas	*	13	98	0	7.5	26	0	0	0
at Kansas State	*	6	44	0	7.3	16	0	0	0
at Oklahoma State	DNP-injured								
West Virginia	DNP-injured								
Baylor		1	16	0	16	16	0	0	0
at TCU	*	2	14	0	7	13	0	0	0
Kansas	*	5	43	0	8.6	18	0	0	0
at Iowa State	*	3	42	0	14	28	0	0	0
Oklahoma		6	54	0	9	19	0	0	0
vs. Ole Miss	*	3	35	0	11.7	20	0	0	0
Totals		51	513	2	10.1	54	0	0	0

2021 GAME-BY-GAME

Opponent	GS	Rec	Yds	TD	Avg	LG	Rush	Yds	TD
vs. Houston	*	0	0	0	0.0	0	2	8	0
Stephen F. Austin	*	2	14	0	7.0	12	2	-5	0
FIU	*	2	19	0	9.5	15	0	0	0
at Texas	*	5	75	1	15.0	40	1	9	0
at West Virginia		2	8	0	4.0	5	1	14	0
TCU	*	2	41	0	20.5	27	2	20	0
at Kansas	*	2	20	0	10.0	15	3	25	1
Kansas State		4	64	0	16.0	40	2	2	0
at Oklahoma	*	6	36	0	6.0	14	0	0	0

Opponent	GS	Rec	Yds	TD	Avg	LG	Rush	Yds	TD
Iowa State	*	9	175	1	19.4	39	0	0	0
Oklahoma State	*	1	-1	0	-1.0	-1	0	0	0
at Baylor	DNP								
vs. Mississippi St.		3	72	0	24.0	48	2	15	0
Totals		38	523	2	13.8	48	14	94	1

2020 GAME-BY-GAME

Opponent	GS	Rec	Yds	TD	Avg	LG	Rush	Yds	TD
Houston Baptist	DNP								
Texas		1	8	0	8.0	8	1	7	0
at Kansas St.		6	51	1	8.5	21	1	5	0
at Iowa St.	*	2	16	0	8.0	12	1	10	0
West Virginia	*	7	79	0	11.3	44	2	13	0
Oklahoma		1	9	0	9.0	9	0	0	0
at TCU		4	30	0	7.5	1	1	12	0
Baylor		1	5	0	5.0	5	2	-1	0
at Oklahoma St.		4	59	0	14.8	24	2	7	0
Kansas	*	2	43	0	21.5	33	2	71	1
Totals		28	300	1	10.7	44	12	124	1

3 BRYCE
RAMIREZ

OLB | Sr. | 5th Yr. | Missouri City, Texas | George Ranch HS

PARTICIPATION	2019	2020	2021	2022	2023	CAREER
GP/GS	0/0	0/0	7/0	2/1	4/0	13/1

CAREER STATS

TACKLES	GP	UA	A	Total	TFL	Yds	PD	FF	FR	Blkd	QBH
2021	7	2	1	3	0.0	0	0	0	0	0	0
2022	2	4	0	4	0.0	0	0	0	0	0	0
2023	4	3	2	5	0.0	0	0	0	0	0	0
Totals	13	9	3	12	0.0	0	0	0	0	0	0

2023 GAME-BY-GAME STATS

Opponent	GS	UA	A	TOT	SACKS-YDS	TFL-YDS	FF	FR	INT	QBH
at Wyoming	0	1	1	1	0.0-0	0.0-0	0	0	0	0
Oregon	2	0	2	2	0.0-0	0.0-0	0	0	0	0
Tarleton State	1	0	1	1	0.0-0	0.0-0	0	0	0	0
at West Virginia	0	1	1	2	0.0-0	0	0	0	0	0
Houston	-	-	-	-	-	-	-	-	-	-
at Baylor	-	-	-	-	-	-	-	-	-	-
Kansas State	-	-	-	-	-	-	-	-	-	-
at BYU	-	-	-	-	-	-	-	-	-	-
TCU	-	-	-	-	-	-	-	-	-	-
at Kansas	-	-	-	-	-	-	-	-	-	-
UCF	-	-	-	-	-	-	-	-	-	-
at Texas	-	-	-	-	-	-	-	-	-	-
Totals	3	1	5	9	0.0-0	0.0-0	0	0	0	0

13 BEN
ROBERTS

LB | R-Fr. | 2nd Yr. | Haslet, Texas | Eaton HS

PARTICIPATION	2022	2023	CAREER
GP/GS	2/0	4/3	6/3

CAREER STATS

TACKLES	GP	UA	A	Total	TFL	Yds	PD	FF	FR	Blkd	QBH
2022	2	0	0	0	0.0	0	0	0	0	0	0
2023	4	13	16	29	3.0	9	0	1	0	0	0
Totals	6	13	16	29	3.0	9	0	1	0	0	0

2023 GAME-BY-GAME STATS

Opponent	GS	UA	A	TOT	SACKS-YDS	TFL-YDS	FF	FR	INT	QBH
at Wyoming	0	1	1	2	0.0-0	0.5-0	0	0	0	0
Oregon	*	5	7	12	0.5-2	1.5-7	1	0	0	0
Tarleton State	*	2	2	4	0.0-0	0.0-0	0	0	0	0
at West Virginia	*	4	7	11	0.0-0	0.5-1	0	0	1	0
Houston	-	-	-	-	-	-	-	-	-	-
at Baylor	-	-	-	-	-	-	-	-	-	-
Kansas State	-	-	-	-	-	-	-	-	-	-
at BYU	-	-	-	-	-	-	-	-	-	-
TCU	-	-	-	-	-	-	-	-	-	-
at Kansas	-	-	-	-	-	-	-	-	-	-
UCF	-	-	-	-	-	-	-	-	-	-
at Texas	-	-	-	-	-	-	-	-	-	-
Totals		13	16	29	0.0-0	3.0-9	1	0	1	0

10 JACOB
RODRIGUEZ

LB | Jr. | 3rd Yr. (2nd at Tech) | Wichita Falls, Texas | Rider HS

PARTICIPATION	2021	2022	2023	CAREER
GP/GS	12/0	12/0	1/1	25/1

CAREER STATS

TACKLES	GP	UA	A	Total	TFL	Yds	PD	FF	FR	Blkd	QBH
2021 (UVA)	12	1	0	1	0.0	0	0	0	0	0	0
2022 (TTU)	12	17	12	29	3.0	7	0	1	0	0	0
2023 (TTU)	1	2	0	2	0.0	0	0	1	1	0	0
Totals	25	20	12	32	3.0	7	0	2	1	0	0

2023 GAME-BY-GAME STATS

Opponent	GS	UA	A	TOT	SACKS-YDS	TFL-YDS	FF	FR	INT	QBH
at Wyoming	*	2	0	2	0.0-0	0.0-0	1	1	0	0
Oregon	DNP-injured									
Tarleton State	DNP-injured									
at West Virginia	DNP-injured									
Houston	-	-	-	-	-	-	-	-	-	-
at Baylor	-	-	-	-	-	-	-	-	-	-
Kansas State	-	-	-	-	-	-	-	-	-	-
at BYU	-	-	-	-	-	-	-	-	-	-
TCU	-	-	-	-	-	-	-	-	-	-
at Kansas	-	-	-	-	-	-	-	-	-	-
UCF	-	-	-	-	-	-	-	-	-	-
at Texas	-	-	-	-	-	-	-	-	-	-
Totals		2	0	2	0.0-0	0.0-0	1	1	0	0

2022 GAME-BY-GAME STATS

Opponent	GS	UA	A	TOT	SACKS-YDS	TFL-YDS	FF	FR	INT	QBH
Murray State	0	4	4	0.0-0	1.0-2	0	0	0	0	0
Houston	0	0	0	0.0-0	0.0-0	0	0	0	0	0
at NC State	2	2	4	0.0-0	0.5-1	0	0	0	0	0
Texas	1	0	1	0.0-0	0.0-0	0	0	0	0	0
at Kansas State	1	0	1	0.0-0	0.0-0	0	0	0	0	0
at Oklahoma St.	1	1	2	0.0-0	0.0-0	0	0	0	0	2
West Virginia	4	0	4	0.0-0	0.0-0	1	0	0	0	1
Baylor	3	2	5	0.0-0	0.0-0	0	0	0	0	0
at TCU	0	2	2	0.0-0	0.5-1	0	0	0	0	0
Kansas	2	0	2	0.0-0	0.0-0	0	0	0	0	0
at Iowa State	1	0	1	0.0-0	0.0-0	0	0	0	0	0
Oklahoma	DNP-injured									
vs. Ole Miss	2	1	3	0.0-0	1.0-3	0	0	0	0	0
Totals	17	12	29	0.0-0	3.0-7	1	0	0	0	3



12 TYLER SHOUGH

QB | S-Sr. | 6th Yr. (3rd at Tech) | Chandler, Ariz. | Hamilton HS

PARTICIPATION	2018*	2019*	2020*	2021	2022	2023	CAREER
GP/GS	3/0	5/0	7/7	4/4	7/5	4/4	30/20

* indicates seasons at Oregon

CAREER STATS

PASSING	G	Att	Cmp	Int	Yds	TD	Lg	Pct	Avg/G	Effic
2018 (UO)	3	0	0	0	0	0	0	0.0	0.0	0.00
2019 (UO)	5	12	15	0	144	3	35	80.0	28.8	226.64
2020 (UO)	7	106	167	6	1,559	13	71	63.5	222.7	160.39
2021 (TTU)	4	64	92	3	872	6	75	69.6	218.0	164.18
2022 (TTU)	7	106	177	4	1,304	7	47	59.9	186.3	130.3
2023 (TTU)	4	113	67	4	746	7	46	59.3	186.5	128.1
Totals	30	564	355	17	4,625	36	75	62.9	154.2	146.9

RUSHING	G	Att	Yds	TD	Lg	Avg/C	Avg/G
2018 (UO)	3	0	0	0	0	0	0.0
2019 (UO)	5	2	11	0	13	5.5	2.2
2020 (UO)	7	66	271	2	33	4.1	38.7
2021 (TTU)	4	16	14	2	14	0.9	3.5
2022 (TTU)	7	72	269	4	36	3.7	38.4
2023 (TTU)	4	48	149	2	58	3.1	37.3
Totals	30	204	714	10	58	3.5	23.8

TOTAL OFF.	G	Rush	Pass	Total	Avg/G
2018 (UO)	3	0	0	0	0.0
2019 (UO)	5	11	144	155	31.0
2020 (UO)	7	271	1,559	1,830	261.4
2021 (TTU)	4	114	872	886	221.5
2022 (TTU)	7	269	1,304	1,573	224.7
2023 (TTU)	4	149	746	895	223.8
Totals	30	714	4,625	5,339	178.0

2023 GAME-BY-GAME

Opponent	GS	Comp	Att	TD	INT	Yds	Lg	Rush	Yds	TD	LG
at Wyoming	*	31	47	3	1	338	33	15	36	0	12
Oregon	*	24	38	3	3	282	34	23	101	1	58
Tarleton State	*	10	20	1	0	123	46	6	0	1	3
at West Virginia	*	2	6	0	0	3	6	4	12	0	6
Houston	-	-	-	-	-	-	-	-	-	-	-
at Baylor	-	-	-	-	-	-	-	-	-	-	-
Kansas State	-	-	-	-	-	-	-	-	-	-	-
at BYU	-	-	-	-	-	-	-	-	-	-	-
TCU	-	-	-	-	-	-	-	-	-	-	-
at Kansas	-	-	-	-	-	-	-	-	-	-	-
UCF	-	-	-	-	-	-	-	-	-	-	-
at Texas	-	-	-	-	-	-	-	-	-	-	-
Totals		67	113	7	4	746	46	48	149	2	58

2022 GAME-BY-GAME

Opponent	GS	Comp	Att	TD	INT	Yds	Lg	Rush	Yds	TD	LG
Murray State	*	6	10	1	0	154	39	1	17	0	17
Houston	DNP-injured										
at NC State	DNP-injured										
Texas	DNP-injured										
at Kansas State	DNP-injured										
at Oklahoma St.	DNP-injured										
West Virginia	DNP-injured										
Baylor		1	2	0	1	7	7	4	-21	0	4
at TCU		9	22	1	1	78	33	7	9	1	7
Kansas	*	20	33	1	0	246	47	12	76	1	18
at Iowa State	*	15	21	1	0	141	29	14	33	0	15
Oklahoma	*	31	50	2	1	436	44	9	44	0	19
vs. Ole Miss	*	24	39	1	1	242	36	25	111	2	36
Totals		106	177	7	4	1,304	47	72	269	4	36

2021 GAME-BY-GAME

Opponent	GS	Comp	Att	TD	INT	Yds	Lg	Rush	Yds	TD	LG
Houston	*	17	24	1	0	231	50	6	-2	1	8
Stephen F. Austin	*	12	22	1	2	174	75	6	6	0	14
FIU	*	26	35	4	0	399	59	3	4	0	2
Texas	*	9	11	0	1	68	18	1	6	1	6
at West Virginia	DNP-injured										
TCU	DNP-injured										
at Kansas	DNP-injured										
Kansas State	DNP-injured										
at Oklahoma	DNP-injured										
Iowa State	DNP-injured										
Oklahoma State	DNP-injured										
at Baylor	DNP-injured										
vs. Mississippi St.	DNP-injured										
Totals		64	92	6	3	872	75	16	14	2	14

2020 GAME-BY-GAME (@ OREGON)

Opponent	GS	Comp	Att	TD	INT	Yds	Lg	Rush	Yds	TD	LG
Stanford	*	17	26	1	1	227	44	11	85	1	25
Washington St	*	21	30	4	1	312	71	9	81	0	33
UCLA	*	19	30	3	0	334	49	11	31	0	23
Oregon State	*	20	31	2	2	285	60	8	6	1	6
California	*	14	26	1	0	231	67	13	53	0	14
USC	*	8	15	2	1	91	23	10	7	0	9
Iowa State	*	7	9	0	1	79	20	4	8	0	6
Totals		106	137	13	6	1,559	71	66	271	2	33

2019 GAME-BY-GAME (@ OREGON)

Opponent	GS	Comp	Att	TD	INT	Yds	Lg	Rush	Yds	TD	LG
Nevada		8	9	2	0	92	21	2	11	0	13
Montana		1	1	0	0	-3	0	0	0	0	0
Colorado		1	2	0	0	14	0	0	0	0	0
USC		2	3	1	0	41	35	0	0	0	0
Totals		12	15	3	0	144	35	2	11	0	13

6 J.J. SPARKMAN

WR | Jr. | 4th Yr. | Longview, Texas | Pine Tree HS

PARTICIPATION	2021	2022	2023	CAREER
GP/GS	9/0	11/3	4/1	24/4

CAREER STATS								
RECEIVING	G	Rec	Yds	TD	Lg	Rec/G	Avg/C	Avg/G
2021	9	7	86	2	17	0.8	12.3	9.6
2022	11	14	150	1	33	1.3	10.7	13.6
2023	4	1	1	0	1	1.0	1.0	1.0
Totals	24	22	237	3	33	1.0	10.8	10.3

2023 GAME-BY-GAME									
Opponent	GS	Rec	Yds	TD	Avg	LG	Rush	Yds	TD
at Wyoming		0	0	0	0	0	0	0	0
Oregon	*	0	0	0	0	0	0	0	0
Tarleton State		1	1	0	1.0	1	0	0	0
at West Virginia		0	0	0	0	0	0	0	0
Houston	-	-	-	-	-	-	-	-	-
at Baylor	-	-	-	-	-	-	-	-	-
Kansas State	-	-	-	-	-	-	-	-	-
at BYU	-	-	-	-	-	-	-	-	-
TCU	-	-	-	-	-	-	-	-	-
at Kansas	-	-	-	-	-	-	-	-	-
UCF	-	-	-	-	-	-	-	-	-
at Texas	-	-	-	-	-	-	-	-	-
Totals	1	1	0	1.0	1		0	0	0

2022 GAME-BY-GAME									
Opponent	GS	Rec	Yds	TD	Avg	LG	Rush	Yds	TD
Murray State		1	14	0	14	14	0	0	0
Houston		2	15	0	7.5	10	0	0	0
at NC State		1	17	0	17	17	0	0	0
Texas	*	4	35	0	8.8	13	0	0	0
at Kansas State	*	3	23	0	7.7	9	0	0	0
at Oklahoma State	DNP-injured								
West Virginia	DNP-injured								
Baylor		0	0	0	0	0	0	0	0
at TCU		3	46	1	15.3	33	0	0	0
Kansas	*	0	0	0	0	0	0	0	0
at Iowa State		0	0	0	0	0	0	0	0
Oklahoma		0	0	0	0	0	0	0	0
vs. Ole Miss		0	0	0	0	0	0	0	0
Totals	14	150	1	10.7	33		0	0	0

2021 GAME-BY-GAME									
Opponent	GS	Rec	Yds	TD	Avg	LG	Rush	Yds	TD
vs. Houston		0	0	0	0	0	0	0	0
Stephen F. Austin		0	0	0	0	0	0	0	0
FIU		1	9	0	9.0	9	0	0	0
at Texas		0	0	0	0	0	0	0	0
at West Virginia	DNP								
TCU	DNP								
at Kansas	DNP								
Kansas State		0	0	0	0	0	0	0	0
at Oklahoma		3	37	1	12.3	17	0	0	0
Iowa State		1	11	0	11.0	11	0	0	0
Oklahoma State	DNP								
at Baylor		0	0	0	0	0	0	0	0
vs. Mississippi State		2	29	1	14.5	15	0	0	0
Totals	7	86	2	12.3	17		0	0	0

1 DADRION TAYLOR-DEMERSON

DB | S-Sr. | 5th Yr. | Oklahoma City, Okla. | Carl Albert HS

PARTICIPATION	2019	2020	2021	2022	2023	CAREER
GP/GS	11/2	10/3	12/7	13/12	4/4	50/28

CAREER STATS													
TACKLES	GP	UA	A	Total	TFL	Yds	PD	FF	FR	INT	QBH		
2019	11	12	4	16	1.0	1	0	0	1	0	0		
2020	10	13	3	16	0.5	1	0	0	0	0	0		
2021	12	41	21	62	0.5	0	10	0	0	3	0		
2022	13	54	20	74	5.5	25	5	2	2	3	0		
2023	4	23	4	27	0	0	2	0	0	1	0		
TOTALS	50	142	52	194	7.5	27	17	2	3	7	0		

INTERCEPTIONS	GP	No	Yds	TD	LG	AVG/R
2019	11	0	0	0	0	0.0
2020	10	0	0	0	0	0.0
2021	12	3	4	0	9	1.3
2022	13	3	0	0	0	0.0
2023	4	1	0	0	0	0.0
TOTALS	50	7	4	0	9	1.3

2023 GAME-BY-GAME STATS										
Opponent	GS	UA	A	TOT	TFL-YDS	INT-YDS	FF	FR	PBU	
at Wyoming	*	5	0	5	0.0-0	0-0	0	0	1	
Oregon	*	11	1	12	0.0-0	0-0	0	0	0	
Tarleton St.	*	4	0	4	0.0-0	1-0	0	0	1	
at West Virginia	*	3	3	6	0.0-0	0-0	0	0	0	
Houston	-	-	-	-	-	-	-	-	-	
at Baylor	-	-	-	-	-	-	-	-	-	
Kansas State	-	-	-	-	-	-	-	-	-	
at BYU	-	-	-	-	-	-	-	-	-	
TCU	-	-	-	-	-	-	-	-	-	
at Kansas	-	-	-	-	-	-	-	-	-	
UCF	-	-	-	-	-	-	-	-	-	
at Texas	-	-	-	-	-	-	-	-	-	
Totals	23	4	27	0.0-0	1-0	0	0	0	2	

2022 GAME-BY-GAME STATS										
Opponent	GS	UA	A	TOT	TFL-YDS	INT-YDS	FF	FR	PBU	
Murray State	*	1	1	2	0.0-0	0-0	0	0	0	
Houston	*	5	2	7	0.0-0	0-0	0	1	1	
at NC State	*	1	4	5	0.0-0	0-0	1	0	0	
Texas		4	0	4	0.0-0	0-0	0	0	0	
at Kansas State	*	3	1	4	1.0-2	0-0	1	0	0	
at Oklahoma St.	*	6	1	7	0.0-0	0-0	0	0	1	
West Virginia	*	5	2	7	1.0-5	1-0	0	0	0	
Baylor	*	4	3	7	0.0-0	0-0	0	0	0	
at TCU	*	8	1	9	1.0-3	0-0	0	0	0	
Kansas	*	6	0	6	2.0-12	0-0	0	0	3	
at Iowa State	*	1	1	2	0.0-0	0-0	1	0	0	
Oklahoma	*	3	3	6	0.5-3	1-0	0	0	0	
vs. Ole Miss	*	7	1	8	0.0-0	1-0	0	1	0	
Totals	54	20	74	5.5-25	3-0	2	2	5		

2021 GAME-BY-GAME STATS										
Opponent	GS	UA	A	TOT	TFL-YDS	INT-YDS	FF	FR	PBU	
vs. Houston	DNP-injured									
Stephen F. Austin	3	4	7		0.0-0	0-0	0	0	0	
FIU	0	0	0		0.0-0	0-0	0	0	0	
at Texas	3	2	5		0.0-0	1-0	0	0	2	
at West Virginia	3	0	3		0.0-0	0-0	0	0	0	
TCU	*	5	1	6		0.0-0	0	0	0	
at Kansas	*	2	1	3		0.0-0	1-9	0	0	2
Kansas State	3	3	6		0.5-0	0-0	0	0	1	
at Oklahoma	*	4	4	8		0.0-0	0-0	0	0	0
Iowa State	*	4	1	5		0.0-0	1-5	0	0	0
Oklahoma State	*	5	2	7		0.0-0	0-0	0	0	2
at Baylor	*	5	3	8		0.0-0	0-0	0	0	0
vs. Mississippi St.	*	4	0	4		0.0-0	0-0	0	0	3
Totals	41	21	62		0.5-0	3-4	0	0	10	

2020 GAME-BY-GAME STATS										
Opponent	GS	UA	A	TOT	TFL-YDS	INT-YDS	FF	FR	PBU	
HBU	0	0	0		0.0-0	0-0	0	0	0	
Texas	1	0	1		0.0-0	0-0	0	0	0	
at Kansas State	0	0	0		0.0-0	0-0	0	0	0	
at Iowa State	0	0	0		0.0-0	0-0	0	0	0	
West Virginia	0	0	0		0.0-0	0-0	0	0	0	
Oklahoma	0	1	1		0.0-0	0-0	0	0	0	
at TCU	3	0	3		0.0-0	0-0	0	0	0	
Baylor	*	3	1	4		0.0-0	0-0	0	0	0



Opponent	GS	UA	A	TOT	TFL-YDS	INT-YDS	FF	FR	PBU
at Oklahoma St.	*	1	0	1	0.0-0	0-0	0	0	0
Kansas	*	5	1	6	0.5-1	0-0	0	0	0
Totals		13	3	16	0.5-1	0-0	0	0	0

2019 GAME-BY-GAME STATS

Opponent	GS	UA	A	TOT	TFL-YDS	INT-YDS	FF	FR	PBU
Montana St.		0	1	1	0.0-0	0-0	0	0	0
UTEP		0	0	0	0.0-0	0-0	0	0	0
at Arizona		DNP							
at Oklahoma		3	1	4	1.0-1	0-0	0	0	0
Oklahoma State	*	4	0	4	0.0-0	0-0	0	1	0
at Baylor	*	1	0	1	0.0-0	0-0	0	0	0
Iowa State		0	0	0	0.0-0	0-0	0	0	0
at Kansas		0	0	0	0.0-0	0-0	0	0	0
at West Virginia		4	1	5	0.0-0	0-0	0	0	0
TCU		0	1	1	0.0-0	0-0	0	0	0
Kansas State		0	0	0	0.0-0	0-0	0	0	0
at Texas		DNP							
Totals		12	4	16	1.0-1	0-0	0	1	0

43 HENRY
TEETER

FB | S-Sr. | 6th Yr. (4th at Tech) | San Angelo, Texas | Central HS

PARTICIPATION	2018*	2019*	2020	2021	2022	2023	CAREER
GP/GS	9/0	0/0	0/0	12/1	12/2	4/0	37/3

* at Holy Cross

CAREER STATS

RECEIVING	G	Rec	Yds	TD	Lg	Rec/G	Avg/C	Avg/G
2021	12	2	14	0	7	0.2	7.0	1.2
2022	12	6	61	1	23	0.5	10.2	5.1
2023	4	0	0	0	0	0.0	0.0	0.0
Totals	29	8	75	1	23	0.2	9.4	2.1

2023 GAME-BY-GAME

Opponent	GS	Rec	Yds	TD	Avg	LG	Rush	Yds	TD
at Wyoming		0	0	0	0.0	0	0	0	0
Oregon		0	0	0	0.0	0	0	0	0
Tarleton State		0	0	0	0.0	0	0	0	0
at West Virginia		0	0	0	0.0	0	0	0	0
Houston		-	-	-	-	-	-	-	-
at Baylor		-	-	-	-	-	-	-	-
Kansas State		-	-	-	-	-	-	-	-
at BYU		-	-	-	-	-	-	-	-
TCU		-	-	-	-	-	-	-	-
at Kansas		-	-	-	-	-	-	-	-
UCF		-	-	-	-	-	-	-	-
at Texas		-	-	-	-	-	-	-	-
Totals		0	0	0	0.0	0	0	0	0

2022 GAME-BY-GAME

Opponent	GS	Rec	Yds	TD	Avg	LG	Rush	Yds	TD
Murray State	*	1	23	0	23.0	23	0	0	0
Houston	*	0	0	0	0	0	0	0	0
at NC State		0	0	0	0	0	0	0	0
Texas		0	0	0	0	0	0	0	0
at Kansas State		0	0	0	0	0	0	0	0
at Oklahoma State		1	6	0	6.0	6	0	0	0
West Virginia		1	23	0	23.0	23	0	0	0
Baylor		1	1	1	1.0	1	0	0	0
at TCU		0	0	0	0	0	0	0	0
Kansas		0	0	0	0	0	0	0	0
at Iowa State		1	3	0	3.0	3	0	0	0
Oklahoma		0	0	0	0	0	0	0	0
vs. Ole Miss		1	5	0	5.0	5	0	0	0
Totals		6	61	1	23.0	23	0	0	0

2021 GAME-BY-GAME

Opponent	GS	Rec	Yds	TD	Avg	LG	Rush	Yds	TD
vs. Houston		0	0	0	0.0	0	0	0	0
Stephen F. Austin		0	0	0	0.0	0	0	0	0
FIU		0	0	0	0.0	0	0	0	0
at Texas		1	7	0	7.0	7	0	0	0
at West Virginia		1	7	0	7.0	7	0	0	0
TCU		0	0	0	0.0	0	0	0	0
at Kansas		0	0	0	0.0	0	0	0	0
Kansas State		0	0	0	0.0	0	0	0	0
at Oklahoma	*	0	0	0	0.0	0	0	0	0
Iowa State		DNP							
Oklahoma State		0	0	0	0.0	0	1	0	0
at Baylor		0	0	0	0.0	0	0	0	0
vs. Mississippi St.		0	0	0	0.0	0	0	0	0
Totals		2	14	0	7.0	7	1	0	0

80 MASON
THARP

TE | Jr. | 3rd Yr. | Klein, Texas | Klein HS

PARTICIPATION	2021	2022	2023	CAREER
GP/GS	12/8	10/7	4/4	26/19

CAREER STATS

RECEIVING	G	Rec	Yds	TD	Lg	Rec/G	Avg/C	Avg/G
2021	12	14	198	1	25	1.2	14.1	16.5
2022	10	12	100	2	21	1.2	8.3	10.0
2023	4	9	104	2	28	2.3	11.6	26.0
Totals	26	35	402	5	28	1.3	11.5	15.5

2023 GAME-BY-GAME

Opponent	GS	Rec	Yds	TD	Avg	LG	Rush	Yds	TD
at Wyoming	*	1	10	0	10.0	10	0	0	0
Oregon	*	4	37	1	9.3	15	0	0	0
Tarleton State	*	3	43	1	14.3	28	0	0	0
at West Virginia	*	1	14	0	14	14	0	0	0
Houston		-	-	-	-	-	-	-	-
at Baylor		-	-	-	-	-	-	-	-
Kansas State		-	-	-	-	-	-	-	-
at BYU		-	-	-	-	-	-	-	-
TCU		-	-	-	-	-	-	-	-
at Kansas		-	-	-	-	-	-	-	-
UCF		-	-	-	-	-	-	-	-
at Texas		-	-	-	-	-	-	-	-
Totals		9	104	2	11.6	28	0	0	0

2022 GAME-BY-GAME

Opponent	GS	Rec	Yds	TD	Avg	LG	Rush	Yds	TD
Murray State		1	21	1	21.0	21	0	0	0
Houston		0	0	0	0	0	0	0	0
at NC State	*	3	26	0	8.7	14	0	0	0
Texas		1	13	0	13.0	13	0	0	0
at Kansas State	*	0	0	0	0	0	0	0	0
at Oklahoma State	*	1	2	0	2.0	2	0	0	0
West Virginia	*	3	35	0	11.7	19	0	0	0
Baylor	*	1	0	0	0	0	0	0	0
at TCU	*	0	0	0	0	0	0	0	0
Kansas	*	2	3	1	1.5	2	0	0	0
at Iowa State		DNP-injured							
Oklahoma		DNP-injured							
vs. Ole Miss		DNP-injured							
Totals		12	100	2	8.3	21	0	0	0

2021 GAME-BY-GAME

Opponent	GS	Rec	Yds	TD	Avg	LG	Rush	Yds	TD
vs. Houston		0	0	0	0.0	0	0	0	0
Stephen F. Austin	*	0	0	0	0.0	0	0	0	0
FIU		3	61	1	20.3	25	0	0	0
at Texas	*	1	7	0	7.0	7	0	0	0
at West Virginia	*	0	0	0	0.0	0	0	0	0
TCU		2	22	0	11.0	14	0	0	0
at Kansas	*	3	38	0	12.7	25	0	0	0
Kansas State	*	0	0	0	0.0	0	0	0	0
at Oklahoma		2	31	0	15.5	23	0	0	0
Iowa State		DNP-injured							
Oklahoma State	*	3	39	0	13	25	0	0	0
at Baylor	*	0	0	0	0.0	0	0	0	0
vs. Mississippi St.	*	0	0	0	0.0	0	0	0	0
Totals		14	198	1	14.1	25	0	0	0

O CAM'RON VALDEZ

RB | So. | 3rd Yr. | Rockdale, Texas | Rockdale HS

PARTICIPATION	2021	2022	2023	CAREER
GP/GS	2/0	4/0	2/0	8/0

CAREER STATS							
RUSHING	G	Att	Yds	TD	Lg	Avg/C	Avg/G
2021	2	6	16	0	8	2.7	8.0
2022	4	18	169	0	38	9.4	42.3
2023	2	6	20	0	4	3.3	20.0
Totals	8	30	205	0	38	6.8	29.3

2023 GAME-BY-GAME										
Opponent	GS	Rush	Yds	TD	LG	Rec	Yds	TD	LG	
at Wyoming		6	20	0	4	0	0	0	0	
Oregon		DNP-injured								
Tarleton State		DNP-injured								
at West Virginia		0	0	0	0	0	0	0	0	
Houston		-	-	-	-	-	-	-	-	
at Baylor		-	-	-	-	-	-	-	-	
Kansas State		-	-	-	-	-	-	-	-	
at BYU		-	-	-	-	-	-	-	-	
TCU		-	-	-	-	-	-	-	-	
at Kansas		-	-	-	-	-	-	-	-	
UCF		-	-	-	-	-	-	-	-	
at Texas		-	-	-	-	-	-	-	-	
Totals		6	20	0	4	0	0	0	0	

2022 GAME-BY-GAME										
Opponent	GS	Rush	Yds	TD	LG	Rec	Yds	TD	LG	
Murray State		DNP-injured								
Houston		DNP-injured								
at NC State		DNP-injured								
Texas		DNP-injured								
at Kansas State		DNP-injured								
at Oklahoma State		DNP-injured								
West Virginia		DNP-injured								
Baylor		DNP-injured								
at TCU		3	71	0	38	0	0	0	0	
Kansas		11	66	0	18	0	0	0	0	
at Iowa State		3	3	0	2	0	0	0	0	
Oklahoma		DNP								
vs. Ole Miss		1	29	0	29	0	0	0	0	
Totals		18	169	0	38	0	0	0	0	

14 XAVIER WHITE

WR | S-Sr. | 6th Yr. (5th at Tech) | Lubbock, Texas | Monterey HS

PARTICIPATION	2019	2020	2021	2022	2023	CAREER
GP/GS	4/0	8/0	13/1	13/4	4/2	42/7

note: 2018 season at Dodge City CC not counted toward stats

CAREER STATS							
RECEIVING	G	Rec	Yds	TD	Lg	Rec/G	Avg/C
2019	4	10	159	1	45	2.5	15.9
2020	8	21	104	0	15	2.6	5.0
2021	13	18	133	1	19	1.4	7.4
2022	13	45	572	3	55	3.5	12.7
2023	4	12	125	0	22	3.0	10.4
Totals	42	106	1,093	5	55	2.5	10.3

RUSHING	G	Att	Yds	TD	Lg	Avg/C	Avg/G
2019	4	1	0	0	0	0.0	0.0
2020	8	62	436	2	70	7.0	54.5
2021	13	68	310	3	52	4.6	23.8
2022	13	1	5	0	5	5.0	0.4
2023	4	3	1	0	2	0.3	0.3
Totals	42	135	752	5	70	5.6	18.3

PUNT RETURNS	G	No.	Yds	TD	Lg	Avg/R	Avg/G
2019	4	0	0	0	0	0.0	0.0
2020	8	0	0	0	0	0.0	0.0
2021	13	0	0	0	0	0.0	0.0
2022	13	2	15	0	13	7.5	1.2
2023	4	0	0	0	0	0.0	0.0
Totals	42	2	15	0	13	7.5	0.4

KICK RETURNS	G	No.	Yds	Avg	TD	Long
2019	4	0	0	0.0	0	0
2020	8	1	17	17.0	0	17
2021	13	0	0	0.0	0	0
2022	13	14	316	22.6	0	36
2023	3	0	0	0	0	0
Totals	41	15	333	22.2	0	36

ALL PURPOSE	G	Rush	Rec	PR	KR	IR	Total	Avg/G
2019	4	0	159	0	0	0	159	39.8
2020	8	436	104	0	17	0	557	69.6
2021	13	310	133	0	0	0	443	34.1
2022	13	5	572	15	316	0	908	69.8
2023	4	1	80	0	0	0	81	27.0
Totals	42	752	1048	15	333	0	2,148	52.4

2023 GAME-BY-GAME									
Opponent	GS	Rec	Yds	TD	Avg	LG	Rush	Yds	TD
at Wyoming		4	28	0	7.0	10	0	0	0
Oregon	*	4	45	0	11.3	22	2	2	0
Tarleton State		1	7	0	7.0	7	1	-1	0
at West Virginia	*	3	45	0	15.0	20	0	0	0
Houston		-	-	-	-	-	-	-	-
at Baylor		-	-	-	-	-	-	-	-
Kansas State		-	-	-	-	-	-	-	-
at BYU		-	-	-	-	-	-	-	-
TCU		-	-	-	-	-	-	-	-
at Kansas		-	-	-	-	-	-	-	-
UCF		-	-	-	-	-	-	-	-
at Texas		-	-	-	-	-	-	-	-
Totals		12	125	0	10.4	22	3	1	0

2022 GAME-BY-GAME									
Opponent	GS	Rec	Yds	TD	Avg	LG	Rush	Yds	TD
Murray State		1	15	0	0	15	0	0	0
Houston		2	24	0	0	13	0	0	0
at NC State		1	38	0	0	38	0	0	0
Texas	*	2	11	0	0	7	0	0	0
at Kansas State		9	120	1	0	26	0	0	0
at Oklahoma State		8	62	1	0	12	0	0	0
West Virginia		8	139	1	0	55	0	0	0
Baylor	*	2	45	0	0	39	0	0	0
at TCU	*	2	7	0	0	4	0	0	0
Kansas		4	70	0	0	47	0	0	0
at Iowa State	*	2	26	0	0	29	1	5	0
Oklahoma		1	4	0	0	4	0	0	0
vs. Ole Miss		3	11	0	0	5	0	0	0
Totals		45	572	3	0.0	55	1	5	0



2021 GAME-BY-GAME

Opponent	GS	Rush	Yds	TD	Avg	LG	Rec	Yds	TD
vs. Houston		4	4	0	1.0	3	1	3	1
Stephen F. Austin		7	88	1	12.5	52	2	8	0
FIU		7	36	0	5.1	11	1	4	0
at Texas		7	20	0	2.8	5	1	4	0
at West Virginia	*	4	7	0	1.7	5	2	20	0
TCU		9	51	1	5.7	16	3	26	0
at Kansas		6	23	0	3.9	9	0	0	0
Kansas State		3	9	0	3.0	4	1	12	0
at Oklahoma		10	42	1	4.2	12	0	0	0
Iowa State		0	0	0	0.0	0	3	14	0
Oklahoma State		3	3	0	1.0	4	0	0	0
at Baylor		4	17	0	4.2	8	3	23	0
vs. Mississippi St.		4	10	0	2.5	4	1	19	0
Totals		68	310	3	4.6	52	18	133	1

2020 GAME-BY-GAME

Opponent	GS	Rush	Yds	TD	Avg	LG	Rec	Yds	TD
Houston Baptist		DNP							
Texas		3	0	0	0.0	6	1	3	0
at Kansas St.		12	113	1	9.4	49	4	9	0
at Iowa St.		7	21	0	3.0	6	3	5	0
West Virginia		6	14	0	2.3	4	2	5	0
Oklahoma		DNP							
at TCU		6	43	0	7.2	17	5	35	0
Baylor		5	12	0	2.4	5	1	8	0
at Oklahoma St.		9	98	1	10.9	70	1	11	0
Kansas		14	135	0	9.6	30	4	28	0
Totals		62	436	2	7.0	70	21	104	0

2019 GAME-BY-GAME

Opponent	GS	Rush	Yds	TD	Avg	LG	Rec	Yds	TD
Montana St.		0	0	0	0.0	0	5	107	1
UTEP		0	0	0	0.0	0	1	7	0
at Arizona		0	0	0	0.0	0	3	24	0
at Oklahoma		1	0	0	0.0	0	1	21	0
Totals		1	0	0	0.0	0	10	159	1

RAYSHAD WILLIAMS

DB | S-Sr. | 6th Yr. (3rd at Tech) | Memphis, Tenn. | Whitehaven HS

PARTICIPATION	2018*	2019*	2020*	2021	2022	2023	CAREER
GP/GS	4/0	12/8	6/0	13/12	13/12	4/4	52/36

* at UCLA

CAREER STATS

TACKLES	GP	UA	A	Total	TFL	Yds	PD	FF	FR	Blkd	QBH
2018 (UCLA)	4	0	0	0	0.0	0	0	0	0	0	0
2019 (UCLA)	12	30	3	33	0.0	0	2	0	0	0	0
2020 (UCLA)	6	6	3	9	0.0	0	1	0	0	0	0
2021 (TTU)	13	30	8	38	1.5	8	10	0	0	0	0
2022 (TTU)	13	28	9	37	1.0	2	7	0	1	0	0
2023 (TTU)	4	7	2	9	0	0	1	0	0	0	0
TOTALS	52	101	25	126	2.5	10	21	0	1	0	0

2023 GAME-BY-GAME STATS

Opponent	GS	UA	A	TOT	TFL-YDS	INT-YDS	FF	FR	PBU
at Wyoming	*	2	0	2	0.0-0	0-0	0	0	0
Oregon	*	5	0	5	0.0-0	0.0	0	0	0
Tarleton St.	*	0	2	2	0.0-0	0.0	0	0	0
at West Virginia	*	0	0	0	0.0-0	0.0	0	0	0
Houston	-	-	-	-	-	-	-	-	-
at Baylor	-	-	-	-	-	-	-	-	-
Kansas State	-	-	-	-	-	-	-	-	-
at BYU	-	-	-	-	-	-	-	-	-
TCU	-	-	-	-	-	-	-	-	-
at Kansas	-	-	-	-	-	-	-	-	-
UCF	-	-	-	-	-	-	-	-	-
at Texas	-	-	-	-	-	-	-	-	-
Totals	7	2	9		0.0-0	0-0	0	0	0

2022 GAME-BY-GAME STATS

Opponent	GS	UA	A	TOT	TFL-YDS	INT-YDS	FF	FR	PBU
Murray State	*	3	0	3	1.0-2	0-0	0	0	0
Houston	*	2	1	3	0.0-0	0-0	0	0	1
at NC State	*	0	1	1	0.0-0	0-0	0	0	0
Texas		3	1	4	0.0-0	0-0	0	0	1
at Kansas State	*	0	1	1	0.0-0	0-0	0	0	0
at Oklahoma St.	*	3	0	3	0.0-0	0-0	0	0	5
West Virginia	*	1	1	2	0.0-0	1-0	0	0	0
Baylor	*	1	1	2	0.0-0	0-0	0	1	0
at TCU	*	1	1	2	0.0-0	0-0	0	0	0
Kansas	*	4	0	4	0.0-0	0-0	0	0	0

Opponent	GS	UA	A	TOT	TFL-YDS	INT-YDS	FF	FR	PBU
at Iowa State	*	3	0	3	0.0-0	0-0	0	0	0
Oklahoma	*	6	0	6	0.0-0	0-0	0	0	0
vs. Ole Miss		1	2	3	0.0-0	0-0	0	0	0
Totals		28	9	37	1.0-2	1-0	0	1	7

2021 GAME-BY-GAME STATS

Opponent	GS	UA	A	TOT	TFL-YDS	INT-YDS	FF	FR	PBU
vs. Houston		2	0	2	0.0-0	0-0	0	0	1
Stephen F. Austin	*	2	1	3	0.0-0	0-0	0	0	1
FIU	*	2	2	4	0.0-0	0-0	0	0	2
at Texas	*	2	0	2	0.0-0	0-0	0	0	0
at West Virginia	*	2	0	2	0.0-0	0-0	0	0	0
TCU	*	1	0	1	0.0-0	0-0	0	0	0
at Kansas	*	0	0	0	0.0-0	0-0	0	0	2
Kansas State	*	2	1	3	0.5-1	0-0	0	0	1
at Oklahoma	*	2	1	3	0.0-0	0-0	0	0	0
Iowa State	*	3	1	4	1.0-7	0-0	0	0	0
Oklahoma State	*	6	1	7	0.0-0	0-0	0	0	1
at Baylor	*	1	1	2	0.0-0	0-0	0	0	1
vs. Mississippi St.*		5	0	5	0.0-0	0-0	0	0	1
Totals		30	8	38	1.5-8	0-0	0	0	10

2020 GAME-BY-GAME STATS (@ UCLA)

Opponent	GS	UA	A	TOT	SACKS-YDS	TFL-YDS	FF	FR	INT	PB
Colorado		0	0	0	0.0-0	0.0-0	0	0	0	0
Oregon		1	1	2	0.0-0	0.0-0	0	0	0	0
Arizona		1	0	1	0.0-0	0.0-0	0	0	0	0
Arizona State		1	1	2	0.0-0	0.0-0	0	0	0	0
USC		1	1	2	0.0-0	0.0-0	0	0	0	1
Stanford		2	0	2	0.0-0	0.0-0	0	0	0	0
Totals		6	3	9	0.0-0	0.0-0	0	0	0	1

2019 GAME-BY-GAME STATS (@ UCLA)

Opponent	GS	UA	A	TOT	SACKS-YDS	TFL-YDS	FF	FR	INT	PB
Cincinnati		0	0	0	0.0-0	0.0-0	0	0	0	0
San Diego St		0	0	0	0.0-0	0.0-0	0	0	0	0
Oklahoma		0	0	0	0.0-0	0.0-0	0	0	0	0
Washington St.	*	5	1	6	0.0-0	0.0-0	0	0	0	1
Arizona	*	4	0	4	0.0-0	0.0-0	0	0	0	0
Oregon State	*	5	0	5	0.0-0	0.0-0	0	0	0	1
Stanford	*	1	0	1	0.0-0	0.0-0	0	0	0	0
Arizona State	*	5	0	5	0.0-0	0.0-0	0	0	0	0
Colorado	*	3	1	4	0.0-0	0.0-0	0	0	0	0
Utah	*	2	0	2	0.0-0	0.0-0	0	0	0	0
USC		4	1	5	0.0-0	0.0-0	0	0	0	0
California	*	1	0	1	0.0-0	0.0-0	0	0	0	0
Totals		30	3	33	0.0-0	0.0-0	0	0	0	2

TEAM/INDIVIDUAL STATISTICS

Team Results

	Date	Opponent		Score	Att.
	09/02/2023	at Wyoming	Lot2	33-35	26450
	09/09/2023	Oregon	L	30-38	56200
	09/16/2023	Tarleton St.	W	41-3	56200
*	09/23/2023	at West Virginia	L	13-20	50071

Rushing

Player	gp	att	gain	loss	net	avg	td	lg	avg/g
Tahj Brooks	4	61	415	3	412	6.8	1	38	103.0
Tyler Shough	4	48	221	72	149	3.1	2	58	37.3
Nehemiah Martinez I	3	7	49	0	49	7.0	0	11	16.3
Cam'Ron Valdez	2	6	20	0	20	3.3	0	4	10.0
Bryson Donnell	4	4	18	3	15	3.8	0	12	3.8
Anquan Willis	1	1	5	0	5	5.0	0	5	5.0
Xavier White	4	3	2	1	1	0.3	0	2	0.3
Behren Morton	2	11	21	22	-1	-0.1	0	7	-0.5
Team	4	1	0	2	-2	-2.0	0	0	-0.5
Total	4	142	751	103	648	4.6	3	58	162.0
Opponents	4	153	641	55	586	3.8	4	25	146.5

Passing

Player	gp	effic	comp-att-int	pct	yds	td	lg	avg/g
Tyler Shough	4	128.1	67-113-4	59.3	746	7	46	186.5
Behren Morton	2	96.4	21-50-1	42.0	230	3	26	115.0
Total	4	118.4	88-163-5	54.0	976	10	46	244.0
Opponents	4	111.8	87-144-5	60.4	804	5	72	201.0

Receiving

Player	gp	no.	yds	avg	td	lg	avg/g
Jerand Bradley	4	20	241	12.1	3	34	60.3
Xavier White	4	12	125	10.4	0	22	31.3
Myles Price	4	12	118	9.8	3	33	29.5
Jordan Brown	4	10	151	15.1	1	46	37.8
Drae McCray	4	10	100	10.0	0	31	25.0
Mason Tharp	4	9	104	11.6	2	28	26.0
Tahj Brooks	4	7	36	5.1	0	10	9.0
Baylor Cupp	3	2	18	9.0	0	12	6.0
Jayden York	4	2	22	11.0	1	19	5.5
Loic Fouonji	4	1	20	20.0	0	20	5.0
J.J. Sparkman	4	1	1	1.0	0	1	0.3
Nehemiah Martinez I	3	1	31	31.0	0	31	10.3
Coy Eakin	1	1	9	9.0	0	9	9.0
Total	4	88	976	11.1	10	46	244.0
Opponents	4	87	804	9.2	5	72	201.0

Game Records

Record	Overall	Home	Away	Neutral
ALL GAMES	1-3	1-1	0-2	0-0
CONFERENCE	0-1	0-0	0-1	0-0
NON-CONFERENCE	1-2	1-1	0-1	0-0

Team Statistics

	TTU	OPP
First Downs	99	80
Rushing	41	30
Passing	50	38
Penalty	8	12
Rushing Yardage	648	586
Rushing attempts	142	153
Average per rush	4.6	3.8
Average per game	162.0	146.5
TDs Rushing	3	4
Passing Yardage	976	804
Comp-Att-Int	88-163-5	87-144-5
Average per pass	6.0	5.6
Average per catch	11.1	9.2
Average per game	244.0	201.0
TDs Passing	10	5
Total offense	1624	1390
Average per play	5.3	4.7
Average per game	406.0	347.5
Kick returns: #-Yards	10-230	7-126
Punt returns: #-Yards	3-41	3-45
Int returns: #-Yards	5-82	5-49
Fumbles-Lost	5-1	4-2
Penalties-Yards	24-254	25-215
Punts-Avg	16-48.6	19-40.7
Time of possession / game	26:35	33:24
3rd-down conversion	23/62	25/63
4rd-down conversion	10/14	5/8
PAT-attempts	(12-12) 100%	(8-8) 100%
2-point conversion-attempts	(0-2) 0%	(2-2) 100%

Interceptions

Player	no.	yds	avg	td	lg
Malik Dunlap	3	77	25.7	1	54
Dadrion Taylor-Demerson	1	0	0.0	0	0
Ben Roberts	1	5	5.0	0	5
Total	5	82	16.4	1	54
Opponents	5	49	9.8	1	45

INDIVIDUAL STATISTICS

Field Goals

Player	fg	pct.	01-19	20-29	30-39	40-49	50-99	lg	blk
Gino Garcia	7-11	63.6	0-0	2-2	2-2	2-4	1-3	54	1
Opponents	8-8	100.0	0-0	4-4	2-2	1-1	1-1	56	0

Scoring

Player	td	fg	PAT						pts
			kick	rush	rcv	pass	dxp	saf	
Gino Garcia	-	7-11	12-12	-	-	-	-	-	33
Myles Price	3	-	-	-	-	-	-	-	18
Jerand Bradley	3	-	-	-	-	-	-	-	18
Tyler Shough	2	-	-	-	-	-	-	-	12
Mason Tharp	2	-	-	-	-	-	-	-	12
Malik Dunlap	1	-	-	-	-	-	-	-	6
Tahj Brooks	1	-	-	-	-	-	-	-	6
Jordan Brown	1	-	-	-	-	-	-	-	6
Jayden York	1	-	-	-	-	-	-	-	6
Total	14	7-11	12-12	0	0	0	0	0	117
Opponents	10	8-8	8-8	1	1	1	0	0	96

Score by Periods

Team	1st	2nd	3rd	4th	OT	TOT
Texas Tech	48	9	24	23	13	117
Opponents	22	19	7	33	15	96

Punting

Player	no.	yds	avg	lg	tb	fc	i20	50+	blk
Austin McNamara	16	777	48.6	54	2	6	5	9	0
Total	16	777	48.6	54	2	6	5	9	0
Opponents	19	773	40.7	63	0	11	4	3	1

Punt Returns

Player	no.	yds	avg	td	lg
Myles Price	3	41	13.7	0	33
Total	3	41	13.7	0	33
Opponents	3	45	15.0	0	20

Kick Returns

Player	no.	yds	avg	td	lg
Drae McCray	8	185	23.1	0	32
Jordan Brown	2	45	22.5	0	28
Total	10	230	23.0	0	32
Opponents	7	126	18.0	0	24

All Purpose

Player	g	rush	rcv	pr	kr	ir	total	avg/g
Tahj Brooks	4	412	36	0	0	0	448	112.0
Drae McCray	4	0	100	0	185	0	285	71.3
Jerand Bradley	4	0	241	0	0	0	241	60.3
Jordan Brown	4	0	151	0	45	0	196	49.0
Myles Price	4	0	118	41	0	0	159	39.8
Tyler Shough	4	149	0	0	0	0	149	37.3
Xavier White	4	1	125	0	0	0	126	31.5
Mason Tharp	4	0	104	0	0	0	104	26.0
Nehemiah Martinez I	3	49	31	0	0	0	80	26.7
Malik Dunlap	4	0	0	0	0	77	77	19.3
Jayden York	4	0	22	0	0	0	22	5.5
Loic Fouonji	4	0	20	0	0	0	20	5.0
Cam'Ron Valdez	2	20	0	0	0	0	20	10.0
Baylor Cupp	3	0	18	0	0	0	18	6.0
Bryson Donnell	4	15	0	0	0	0	15	3.8
Coy Eakin	1	0	9	0	0	0	9	9.0
Ben Roberts	4	0	0	0	0	5	5	1.3
Anquan Willis	1	5	0	0	0	0	5	5.0
J.J. Sparkman	4	0	1	0	0	0	1	0.3
Behren Morton	2	-1	0	0	0	0	-1	-0.5
Total	4	648	976	41	230	82	1977	494.3
Opponents	4	586	804	45	126	49	1610	402.5

Total Offense

Player	g	plays	rush	pass	total	avg/g
Tyler Shough	4	161	149	746	895	223.8
Tahj Brooks	4	61	412	0	412	103.0
Behren Morton	2	61	-1	230	229	114.5
Nehemiah Martinez I	3	7	49	0	49	16.3
Cam'Ron Valdez	2	6	20	0	20	10.0
Bryson Donnell	4	4	15	0	15	3.8
Anquan Willis	1	1	5	0	5	5.0
Xavier White	4	3	1	0	1	0.3
Total	4	305	648	976	1624	406.0
Opponents	4	297	586	804	1390	347.5

TEXAS TECH GAME-BY-GAME STATS

		Rushing				Receiving				Passing				Kick Returns				Punt Returns				tot			
Date	Opponent	no.	yds	td	lg	no.	yds	td	lg	cmp	att	int	yds	td	lg	no.	yds	td	lg	no.	yds	td	lg	off	
09/02/2023	at Wyoming	33	93	1	12	31	338	3	33	31-47-1				338	3	33	2	45	0	28	1	8	0	8	431
09/09/2023	Oregon	32	174	1	58	24	282	3	34	24-40-3				282	3	34	1	31	0	31	1	33	0	33	456
09/16/2023	Tarleton St.	39	221	1	38	18	195	3	46	18-33-1				195	3	46	2	46	0	28	0	0	0	0	416
09/23/2023	at West Virginia	38	160	0	27	15	161	1	26	15-43-0				161	1	26	5	108	0	32	1	0	0	0	321
Texas Tech		142	648	3	58	88	976	10	46	88-163-5				976	10	46	10	230	0	32	3	41	0	33	1624
Opponents		153	586	4	25	87	804	5	72	87-144-5				804	5	72	7	126	0	24	3	45	0	20	1390

Texas Tech Averages

Games	Avg/ rush	Avg/ catch	Pass effc	KR avg	PR avg	All purpose avg/game	Total offense avg/game
4	4.6	11.1	118.4	23.0	13.7	494.3	406.0

Date	Opponent	ua	Tackles			Sacks	Fumble		Pass Defense			blkd	PAT attempts			off		
			a	total	tfl-yds	no-yds	ff	fr-yds	int-yds	qbh	brup	kick	kick	rush	rcv	saf	t/o	pts
09/02/2023	at Wyoming	47	16	63	6.0-20	2-8	2	2-0	0-0	1	4	0	3-3	0	0	0	10	33
09/09/2023	Oregon	46	28	74	5.0-16	1-3	1	0-0	0-0	1	0	1	3-3	0	0	0	0	30
09/16/2023	Tarleton St.	52	16	68	5.0-18	3-15	0	0-0	3-56	1	6	0	5-5	0	0	0	10	41
09/23/2023	at West Virginia	35	42	77	4.0-13	1-6	0	0-0	2-26	0	1	0	1-1	0	0	0	3	13
Texas Tech		180	102	282	20.0-67	7-32	3	2-0	5-82	3	11	1	12-12	0	0	0	23	117
Opponents		175	86	261	19.0-104	12-92	3	1-0	5-49	12	24	1	8-8	1	1	0	14	96

		Punting										Field Goals			Kickoffs				
Date	Opponent	no.	yds	avg	long	blkd	tb	fc	50+	i20	md-att	long	blkd	no.	yds	avg	tb	ob	
09/02/2023	at Wyoming	4	199	49.8	54	0	1	3	3	2	2-5	54	1	5	325	65.0	5	0	
09/09/2023	Oregon	2	89	44.5	52	0	0	1	1	1	1-2	45	0	6	384	64.0	4	0	
09/16/2023	Tarleton St.	4	195	48.8	53	0	1	0	1	2	2-2	43	0	8	519	64.9	5	0	
09/23/2023	at West Virginia	6	294	49.0	54	0	0	2	4	0	2-2	39	0	4	244	61.0	2	0	
Texas Tech		16	777	48.6	54	0	2	6	9	5	7-11	54	1	23	1472	64.0	16	0	
Opponents		19	773	40.7	63	1	0	11	3	4	8-8	56	0	20	1273	63.7	10	0	

OPPONENTS GAME-BY-GAME STATS

		Rushing				Receiving				Passing				Kick Returns				Punt Returns				tot		
Date	Opponent	no.	yds	td	lg	no.	yds	td	lg	cmp	att	int	yds	td	lg	no.	yds	td	lg	no.	yds	td	lg	off
09/02/2023	at Wyoming	44	171	2	17	18	149	2	25	18	34	0	149	2	25	0	0	0	0	0	0	0	0	320
09/09/2023	Oregon	31	113	1	16	32	359	2	72	32	44	0	359	2	72	2	37	0	20	0	0	0	0	472
09/16/2023	Tarleton St.	36	145	0	25	24	197	0	33	24	44	3	197	0	33	3	58	0	24	0	0	0	0	342
09/23/2023	at West Virginia	42	157	1	19	13	99	1	21	13	22	2	99	1	21	2	31	0	16	3	45	0	20	256
Opponents		153	586	4	25	87	804	5	72	87	144	5	804	5	72	7	126	0	24	3	45	0	20	1390
Texas Tech		142	648	3	58	88	976	10	46	88	163	5	976	10	46	10	230	0	32	3	41	0	33	1624

Opponents Averages

Games	Avg/ rush	Avg/ catch	Pass effic	KR avg	PR avg	All purpose avg/game	Total offense avg/game
4	3.8	9.2	111.8	18.0	15.0	402.5	347.5

Date	Opponent	ua	Tackles			Sacks no-yds	Fumble		Pass Defense			blkd kick	PAT attempts			off		
			a	total	tfl-yds		ff	fr-yds	int-yds	qbh	brup		kick	rush	rcv	saf	t/o	pts
09/02/2023	at Wyoming	47	24	71	4.0-18	3-17	0	0-0	1-4	3	10	1	3-3	1	0	0	7	35
09/09/2023	Oregon	42	16	58	5.0-44	4-42	2	1-0	3-45	2	2	0	3-3	0	1	0	7	38
09/16/2023	Tarleton St.	44	18	62	6.0-18	3-13	0	0-0	1-0	2	2	0	0-0	0	0	0	0	3
09/23/2023	at West Virginia	42	28	70	4.0-24	2-20	1	0-0	0-0	5	10	0	2-2	0	0	0	0	20
Opponents		175	86	261	19.0-104	12-92	3	1-0	5-49	12	24	1	8-8	1	1	0	14	96
Texas Tech		180	102	282	20.0-67	7-32	3	2-0	5-82	3	11	1	12-12	0	0	0	23	117

Date	Opponent	Punting								Field Goals				Kickoffs				
		no.	yds	avg	long	blkd	tb	fc	50+	i20	md-att	long	blkd	no.	yds	avg	tb	ob
09/02/2023	at Wyoming	5	219	43.8	57	0	0	2	1	0	2-2	56	0	5	315	63.0	3	0
09/09/2023	Oregon	4	164	41.0	63	1	0	2	1	1	3-3	34	0	8	520	65.0	7	0
09/16/2023	Tarleton St.	5	191	38.2	41	0	0	4	0	2	1-1	21	0	2	130	65.0	0	0
09/23/2023	at West Virginia	5	199	39.8	50	0	0	3	1	1	2-2	46	0	5	308	61.6	0	0
Opponents		19	773	40.7	63	1	0	11	3	4	8-8	56	0	20	1273	63.7	10	0
Texas Tech		16	777	48.6	54	0	2	6	9	5	7-11	54	1	23	1472	64.0	16	0

GAME-BY-GAME INDIVIDUAL STATS | OFFENSE

PASSING

#2 Behren Morton	Comp	Att	Int	Pct	Yards	TD	Long	Sacked	Effic.
Tarleton St.	8	13	1	61.5	72	2	15	1-2	143.4
West Virginia	13	37	0	35.1	158	1	26	2-20	79.9
Totals	21	50	1	42.0	230	3	26	3-22	96.4

#12 Tyler Shough	Comp	Att	Int	Pct	Yards	TD	Long	Sacked	Effic.
Wyoming	31	47	1	66.0	338	3	33	3-17	143.2
Oregon	24	40	3	60.0	282	3	34	4-42	129.0
Tarleton St.	10	20	0	50.0	123	1	46	2-11	118.2
West Virginia	2	6	0	33.3	3	0	6	0-0	37.5
Totals	67	113	4	59.3	746	7	46	9-70	128.1

Rushing

Player	No-Yds/TD	UW	Oregon	TSU	WVU
Tahj Brooks	61-412/1	11-39/1	6-66/0	19-158/0	25-149/0
Tyler Shough	48-149/2	15-36/0	23-101/1	6-0/1	4-12/0
Behren Morton	11--1/0	DNP	DNP	3-11/0	8--12/0
Nehemiah Martinez I	7-49/0	DNP	-	6-38/0	1-11/0
Cam'Ron Valdez	6-20/0	6-20/0	DNP	DNP	-
Bryson Donnell	4-15/0	-	-	4-15/0	-
Xavier White	3-1/0	-	2-2/0	1--1/0	-
Anquan Willis	1-5/0	DNP	1-5/0	DNP	DNP

Receiving

Player	No-Yds/TD	UW	Oregon	TSU	WVU
Jerand Bradley	20-241/3	8-88/1	5-83/1	4-40/0	3-30/1
Xavier White	12-125/0	4-28/0	4-45/0	1-7/0	3-45/0
Myles Price	12-118/3	6-65/1	4-31/1	2-22/1	-
Jordan Brown	10-151/1	2-51/0	-	6-73/1	2-27/0
Drae McCray	10-100/0	5-42/0	1-31/0	1-9/0	3-18/0
Mason Tharp	9-104/2	1-10/0	4-37/1	3-43/1	1-14/0
Tahj Brooks	7-36/0	2-12/0	4-18/0	-	1-6/0
Jayden York	2-22/1	2-22/1	-	-	-
Baylor Cupp	2-18/0	-	1-6/0	DNP	1-12/0
Nehemiah Martinez I	1-31/0	DNP	1-31/0	-	-
Loic Fouonji	1-20/0	1-20/0	-	-	-
Coy Eakin	1-9/0	DNP	DNP	DNP	1-9/0
J.J. Sparkman	1-1/0	-	-	1-1/0	-

DEFENSIVE STATISTICS

Team Defense

##	Player	gp	Tackles				Sacks	Pass defense			Fumbles		blkd	
			ua	a	tot	tfl/yds		int-yds	brup	qbh	fr-yds	ff	kick	saf
8	Jesiah Pierre	4	23	14	37
13	Ben Roberts	4	13	16	29	3-9	1-3	1-5	.	.	.	1	.	.
1	Dadrion Taylor-Demerson	4	23	4	27	.	.	1-0	2
9	CJ Baskerville	3	10	7	17	1.5-6	.	.	2	1
95	Jaylon Hutchings	4	11	5	16	5-18	2-11	.	.	1
6	Myles Cole	4	7	5	12	2.5-16	2-13	.	1
18	Tyler Owens	3	7	3	10	.	.	.	1
7	Steve Linton	4	6	4	10	1.5-4	1-0	.	.	.
32	Tyrique Matthews	2	8	1	9
0	Rayshad Williams	4	7	2	9	.	.	.	1
24	Malik Dunlap	4	6	2	8	.	.	3-77	1
97	Tony Bradford Jr.	4	3	5	8	1-3
11	Charles Esters III	4	2	5	7
41	Ty Kana	3	4	3	7
12	Bralyn Lux	4	7	.	7	1-2	.	.	2
14	Joseph Adedire	3	3	3	6	0.5-0
27	Brenden Jordan	3	6	.	6
28	Jordan Sanford	3	3	2	5
35	Miquel Dingle Jr	2	2	3	5	0.5-1
3	Bryce Ramirez	4	3	2	5
5	Quincy Ledet	4	3	2	5	1	.	.
21	Cameron Watts	4	1	3	4
40	Wesley Smith	3	3	1	4	1-1
50	Trent Low	1	.	4	4	0.5-2	0.5-2
45	Terrell Tilmon	4	1	2	3	1-2	1-2
98	E'Maurion Banks	1	2	1	3	0.5-1	0.5-1
93	Trevon McAlpine	3	3	.	3
2	Jalon Peoples	2	3	.	3
19	Dylan Spencer	1	1	1	2
25	Chapman Lewis	3	2	.	2
91	Blake Burris	3	1	1	2	.	.	.	1
10	Jacob Rodriguez	1	2	.	2	1-0	1	.	.
72	Landon Peterson	4	.	1	1	0.5-2
1	Myles Price	4	1	.	1
52	Harvey Dyson III	3	1	.	1	1
94	Braylon Rigsby	1	1	.	1
22	Maurion Horn	1	1	.	1
15	Robert Wooten	3	1	.
Totals		4	180	102	282	20-67	7-32	5-82	11	3	2-0	3	1	0
Opponents		4	175	86	261	19-104	12-92	5-49	24	12	1-0	3	1	0

GAME-BY-GAME INDIVIDUAL STATS | DEFENSE

Total Tackles

Player	S-A	Total	UW	Oregon	TSU	WVU
Jesiah Pierre	23-14	37	10-4	3-3	5-0	5-7
Ben Roberts	13-16	29	0-1	7-6	2-2	4-7
Dadrion Taylor-Demerson	23-4	27	5-0	11-1	4-0	3-3
CJ Baskerville	10-7	17	3-1	DNP	3-3	4-3
Jaylon Hutchings	11-5	16	2-0	3-1	3-1	3-3
Myles Cole	7-5	12	1-0	0-1	3-1	3-3
Tyler Owens	7-3	10	2-0	4-1	DNP	1-2
Steve Linton	6-4	10	4-1	1-1	-	1-2
Tyrique Matthews	8-1	9	5-1	DNP	DNP	3-0
Rayshad Williams	7-2	9	2-0	5-0	0-2	-
Malik Dunlap	6-2	8	3-0	0-2	2-0	1-0
Tony Bradford Jr.	3-5	8	1-2	0-1	1-1	1-1
Bralyn Lux	7-0	7	2-0	2-0	3-0	-
Ty Kana	4-3	7	DNP	-	4-2	0-1
Charles Esters III	2-5	7	-	2-5	-	-
Brenden Jordan	6-0	6	DNP	2-0	4-0	-
Joseph Adedire	3-3	6	-	1-1	DNP	2-2
Bryce Ramirez	3-2	5	0-1	2-0	1-0	0-1
Quincy Ledet	3-2	5	2-0	0-1	1-0	0-1
Jordan Sanford	3-2	5	DNP	0-1	1-0	2-1
Miquel Dingle Jr	2-3	5	DNP	DNP	1-2	1-1
Wesley Smith	3-1	4	-	2-1	1-0	DNP
Cameron Watts	1-3	4	-	-	1-1	0-2
Trent Low	0-4	4	0-4	DNP	DNP	DNP
Jalon Peoples	3-0	3	-	DNP	3-0	DNP
Trevon McAlpine	3-0	3	-	DNP	2-0	1-0
E'Maurion Banks	2-1	3	2-1	DNP	DNP	DNP
Terrell Tilmon	1-2	3	-	-	1-0	0-2
Jacob Rodriguez	2-0	2	2-0	DNP	DNP	DNP
Chapman Lewis	2-0	2	DNP	-	2-0	-
Dylan Spencer	1-1	2	DNP	DNP	1-1	DNP
Blake Burris	1-1	2	-	1-1	-	DNP
Myles Price	1-0	1	1-0	-	-	-
Maurion Horn	1-0	1	DNP	DNP	1-0	DNP
Harvey Dyson III	1-0	1	-	DNP	1-0	-
Braylon Rigsby	1-0	1	DNP	DNP	1-0	DNP
Landon Peterson	0-1	1	-	0-1	-	-

GAME-BY-GAME INDIVIDUAL STATS | DEFENSE

TACKLES FOR LOSS

Player	UA-A	Total	UW	Oregon	TSU	WVU
Jaylon Hutchings	4-2	5.0	1.0-5	-	1.5-2	2.5-11
Ben Roberts	1-4	3.0	0.5-0	2.0-8	-	0.5-1
Myles Cole	2-1	2.5	-	0.5-3	2.0-13	-
Steve Linton	1-1	1.5	1.0-4	-	-	0.5-0
CJ Baskerville	1-1	1.5	1.5-6	DNP	-	-
Bralyn Lux	1-0	1.0	1.0-2	-	-	-
Wesley Smith	1-0	1.0	-	1.0-1	-	DNP
Terrell Tilmon	1-0	1.0	-	-	1.0-2	-
Tony Bradford Jr.	0-2	1.0	-	0.5-2	0.5-1	-
Joseph Adedire	0-1	0.5	-	0.5-0	DNP	-
Miquel Dingle Jr	0-1	0.5	DNP	DNP	-	0.5-1
Trent Low	0-1	0.5	0.5-2	DNP	DNP	DNP
Landon Peterson	0-1	0.5	-	0.5-2	-	-
E'Maurion Banks	0-1	0.5	0.5-1	DNP	DNP	DNP

SACKS

Player	UA-A	Total	UW	Oregon	TSU	WVU
Myles Cole	2-0	2	-	-	2-13	-
Jaylon Hutchings	2-0	2	1-5	-	-	1-6
Ben Roberts	1-0	1	-	1-3	-	-
Terrell Tilmon	1-0	1	-	-	1-2	-
Trent Low	0-1	0.5	0.5-2	DNP	DNP	DNP
E'Maurion Banks	0-1	0.5	0.5-1	DNP	DNP	DNP

Fumbles Forced

Player	Number	UW	Oregon	TSU	WVU
Quincy Ledet	1	1	-	-	-
Jacob Rodriguez	1	1	DNP	DNP	DNP
Ben Roberts	1	-	1	-	-

Fumbles Recovered

Player	Number	UW	Oregon	TSU	WVU
Steve Linton	1	1	-	-	-
Jacob Rodriguez	1	1	DNP	DNP	DNP

TEXAS TECH GAME HIGHS

Texas Tech - Game Highs

RUSHES	39	Tarleton St. (09/16/2023)
YARDS RUSHING	221	Tarleton St. (09/16/2023)
YARDS PER RUSH	5.7	Tarleton St. (09/16/2023)
TD RUSHES	1	Tarleton St. (09/16/2023)
	1	Oregon (09/09/2023)
	1	at Wyoming (09/02/2023)
PASS ATTEMPTS	47	at Wyoming (09/02/2023)
PASS COMPLETIONS	31	at Wyoming (09/02/2023)
YARDS PASSING	338	at Wyoming (09/02/2023)
YARDS PER PASS	7.2	at Wyoming (09/02/2023)
TD PASSES	3	Tarleton St. (09/16/2023)
	3	Oregon (09/09/2023)
	3	at Wyoming (09/02/2023)
TOTAL PLAYS	81	at West Virginia (09/23/2023)
TOTAL OFFENSE	456	Oregon (09/09/2023)
YARDS PER PLAY	6.3	Oregon (09/09/2023)
POINTS	41	Tarleton St. (09/16/2023)
SACKS BY	3	Tarleton St. (09/16/2023)
FIRST DOWNS	29	Oregon (09/09/2023)
PENALTIES	9	at West Virginia (09/23/2023)
PENALTY YARDS	96	at West Virginia (09/23/2023)
TURNOVERS	4	Oregon (09/09/2023)
PUNTS	6	at West Virginia (09/23/2023)
PUNTING AVG	49.8	at Wyoming (09/02/2023)
LONG PUNT	54	at West Virginia (09/23/2023)
	54	at Wyoming (09/02/2023)

Texas Tech - Individual Game Highs

RUSHES	25	Tahj Brooks at West Virginia (09/23/2023)
YARDS RUSHING	158	Tahj Brooks vs Tarleton St. (09/16/2023)
TD RUSHES	1	Tyler Shough vs Tarleton St. (09/16/2023)
	1	Tyler Shough vs Oregon (09/09/2023)
	1	Tahj Brooks at Wyoming (09/02/2023)
LONG RUSH	58	Tyler Shough vs Oregon (09/09/2023)
PASS ATTEMPTS	47	Tyler Shough at Wyoming (09/02/2023)
PASS COMPLETIONS	31	Tyler Shough at Wyoming (09/02/2023)
YARDS PASSING	338	Tyler Shough at Wyoming (09/02/2023)
TD PASSES	3	Tyler Shough vs Oregon (09/09/2023)
	3	Tyler Shough at Wyoming (09/02/2023)
LONG PASS	46	Tyler Shough vs Tarleton St. (09/16/2023)
RECEPTIONS	8	Jerand Bradley at Wyoming (09/02/2023)
YARDS RECEIVING	88	Jerand Bradley at Wyoming (09/02/2023)
TD RECEPTIONS	1	Jerand Bradley at West Virginia (09/23/2023)
	1	Jordan Brown vs Tarleton St. (09/16/2023)
	1	Myles Price vs Tarleton St. (09/16/2023)
	1	Mason Tharp vs Tarleton St. (09/16/2023)
	1	Jerand Bradley vs Oregon (09/09/2023)
	1	Myles Price vs Oregon (09/09/2023)
	1	Mason Tharp vs Oregon (09/09/2023)
	1	Jayden York at Wyoming (09/02/2023)
	1	Jerand Bradley at Wyoming (09/02/2023)
	1	Myles Price at Wyoming (09/02/2023)
LONG RECEPTION	46	Jordan Brown vs Tarleton St. (09/16/2023)
PUNTS	6	Austin McNamara at West Virginia (09/23/2023)
PUNTING AVG	49.8	Austin McNamara at Wyoming (09/02/2023)
LONG PUNT	54	Austin McNamara at West Virginia (09/23/2023)
	54	Austin McNamara at Wyoming (09/02/2023)

OPPONENT GAME HIGHS

Opponent - Individual Game Highs

RUSHES	15	Nicco Marchiol at West Virginia (09/23/2023)
	15	CJ Donaldson at West Virginia (09/23/2023)
	15	Andrew Peasley at Wyoming (09/02/2023)
YARDS RUSHING	72	Nicco Marchiol at West Virginia (09/23/2023)
TD RUSHES	1	CJ Donaldson at West Virginia (09/23/2023)
	1	Bucky Irving vs Oregon (09/09/2023)
	1	Sam Scott at Wyoming (09/02/2023)
	1	Andrew Peasley at Wyoming (09/02/2023)
LONG RUSH	25	Derrel Kelley III vs Tarleton St. (09/16/2023)
PASS ATTEMPTS	44	Bo Nix vs Oregon (09/09/2023)
PASS COMPLETIONS	32	Bo Nix vs Oregon (09/09/2023)
YARDS PASSING	359	Bo Nix vs Oregon (09/09/2023)
TD PASSES	2	Bo Nix vs Oregon (09/09/2023)
	2	Andrew Peasley at Wyoming (09/02/2023)
LONG PASS	72	Bo Nix vs Oregon (09/09/2023)
RECEPTIONS	12	Benjamin Omayebu vs Tarleton St. (09/16/2023)
YARDS RECEIVING	103	Troy Franklin vs Oregon (09/09/2023)
TD RECEPTIONS	1	Kole Taylor at West Virginia (09/23/2023)
	1	Troy Franklin vs Oregon (09/09/2023)
	1	Tez Johnson vs Oregon (09/09/2023)
	1	John Michael Gyllenborg at Wyoming (09/02/2023)
	1	Caleb Driskill at Wyoming (09/02/2023)
LONG RECEPTION	72	Troy Franklin vs Oregon (09/09/2023)
FIELD GOALS	3	Camden Lewis vs Oregon (09/09/2023)
LONG FIELD GOALS	56	John Hoyland at Wyoming (09/02/2023)

Opponent - Game Highs

RUSHES	44	at Wyoming (09/02/2023)
YARDS RUSHING	171	at Wyoming (09/02/2023)
YARDS PER RUSH	4.0	Tarleton St. (09/16/2023)
TD RUSHES	2	at Wyoming (09/02/2023)
PASS ATTEMPTS	44	Tarleton St. (09/16/2023)
	44	Oregon (09/09/2023)
PASS COMPLETIONS	32	Oregon (09/09/2023)
YARDS PASSING	359	Oregon (09/09/2023)
YARDS PER PASS	8.2	Oregon (09/09/2023)
TD PASSES	2	Oregon (09/09/2023)
	2	at Wyoming (09/02/2023)
TOTAL PLAYS	80	Tarleton St. (09/16/2023)
TOTAL OFFENSE	472	Oregon (09/09/2023)
YARDS PER PLAY	6.3	Oregon (09/09/2023)
POINTS	38	Oregon (09/09/2023)
SACKS BY	4	Oregon (09/09/2023)
FIRST DOWNS	24	at Wyoming (09/02/2023)
PENALTIES	14	Oregon (09/09/2023)
PENALTY YARDS	124	Oregon (09/09/2023)
TURNOVERS	3	Tarleton St. (09/16/2023)
PUNTS	5	at West Virginia (09/23/2023)
	5	Tarleton St. (09/16/2023)
	5	at Wyoming (09/02/2023)
PUNTING AVG	43.8	at Wyoming (09/02/2023)
LONG PUNT	63	Oregon (09/09/2023)

GAME PARTICIPATION

##	Player	GP-GS	UW	Oregon	TSU	WVU
0	Rayshad Williams	4/4	START	START	START	START
0	Cam'Ron Valdez	2/0	XXX	XXX
1	Dadrion Taylor-Demerson	4/4	START	START	START	START
1	Myles Price	4/2	START	XXX	START	XXX
2	Behren Morton	2/0	XXX	XXX
2	Jalon Peoples	2/0	XXX	...	XXX	...
3	Bryce Ramirez	4/0	XXX	XXX	XXX	XXX
4	Nate Floyd	0/0
4	Jordan Brown	4/2	XXX	XXX	START	START
5	Quincy Ledet	4/0	XXX	XXX	XXX	XXX
6	Myles Cole	4/4	START	START	START	START
6	J.J. Sparkman	4/1	XXX	START	XXX	XXX
7	Steve Linton	4/3	START	START	START	XXX
8	Jesiah Pierre	4/4	START	START	START	START
8	Coy Eakin	1/0	XXX
9	Jerand Bradley	4/4	START	START	START	START
9	CJ Baskerville	3/2	XXX	...	START	START
10	Jacob Rodriguez	1/1	START
10	Drae McCray	4/0	XXX	XXX	XXX	XXX
11	Loic Fouonji	4/1	START	XXX	XXX	XXX
11	Charles Esters III	4/0	XXX	XXX	XXX	XXX
12	Bralyn Lux	4/3	START	START	START	XXX
12	Tyler Shough	4/4	START	START	START	START
13	Brady Boyd	0/0
13	Ben Roberts	4/3	XXX	START	START	START
14	Xavier White	4/2	XXX	START	XXX	START
14	Joseph Adedire	3/1	XXX	XXX	...	START
15	Robert Wooten	3/0	...	XXX	XXX	XXX
15	Jayden York	4/0	XXX	XXX	XXX	XXX
16	Jaden Morris	0/0
16	Marquez Stevenson	0/0
17	Isaac Smith	0/0
17	Jake Strong	0/0
18	Tyler Owens	3/3	START	START	...	START
18	Will Burns	0/0
19	AJ McCarty	0/0
19	Haydon Wiginton	0/0
19	Dylan Spencer	1/0	XXX	...
20	Nehemiah Martinez I	3/0	...	XXX	XXX	XXX
20	Marcus Ramon-Edwards	0/0
21	Cameron Watts	4/0	XXX	XXX	XXX	XXX
21	Tyler King	0/0
22	Maurion Horn	1/0	XXX	...
22	Bryson Donnell	4/0	XXX	XXX	XXX	XXX
23	Landon Hullaby	1/0	XXX	...
24	Malik Dunlap	4/2	XXX	XXX	START	START
24	Anquan Willis	1/0	...	XXX
25	JMaury Davis	0/0
25	Chapman Lewis	3/0	...	XXX	XXX	XXX
26	Sammy Morris IV	3/0	XXX	XXX	XXX	...
27	Brenden Jordan	3/1	...	START	XXX	XXX
28	Tahj Brooks	4/4	START	START	START	START
28	Jordan Sanford	3/0	...	XXX	XXX	XXX
29	Chief Collins	4/0	XXX	XXX	XXX	XXX
30	Jackson Knotts	4/0	XXX	XXX	XXX	XXX
30	Miles Thompson	0/0
31	Austin McNamara	4/0	XXX	XXX	XXX	XXX
31	Joseph Plunk	4/0	XXX	XXX	XXX	XXX
32	Tyrique Matthews	2/0	XXX	XXX
33	Matthew Young	0/0

##	Player	GP-GS	UW	Oregon	TSU	WVU
34	Bryce Robinson	0/0
35	Miquel Dingle Jr	2/0	XXX	XXX
36	Justin Horne	0/0
37	James Grando	0/0
37	Brook Honore	0/0
38	Reese Burkhardt	4/0	XXX	XXX	XXX	XXX
38	Anthony White	0/0
39	Charles Robinson	0/0
39	Luke Dillingham	0/0
40	Wesley Smith	3/0	XXX	XXX	XXX	...
41	Ty Kana	3/0	...	XXX	XXX	XXX
42	John Curry	1/0	XXX
43	Henry Teeter	4/0	XXX	XXX	XXX	XXX
43	Chris Lemons	0/0
45	Terrell Tilmon	4/0	XXX	XXX	XXX	XXX
46	Isaiah Crawford	0/0
47	Jacob Mauch	0/0
47	Tanner Allen	0/0
48	Gage Elder	0/0
49	Tre'Darius Brown	0/0
50	Trent Low	1/0	XXX
51	Jayden Cofield	0/0
52	Harvey Dyson III	3/0	XXX	...	XXX	XXX
53	Rusty Staats	3/3	...	START	START	START
54	Kaden Carr	0/0
56	Dennis Wilburn	2/2	START	START
60	Nick Fattig	0/0
63	Dylan Shaw	0/0
64	Jurrien Loftin	0/0
65	Sheridan Wilson	1/0	XXX	...
66	Matt Keeler	4/0	XXX	XXX	XXX	XXX
67	Dalton Marryman	0/0
68	Seth Martin	0/0
69	Caleb Rodkey	3/0	XXX	XXX	...	XXX
70	Cole Spencer	3/3	...	START	START	START
71	Monroe Mills	3/3	...	START	START	START
72	Landon Peterson	4/0	XXX	XXX	XXX	XXX
74	Daniel Sill	0/0
75	Jacoby Jackson	4/1	XXX	START	XXX	XXX
76	Caleb Rogers	3/3	...	START	START	START
77	Garrett Morphis	0/0
79	Ty Buchanan	4/0	XXX	XXX	XXX	XXX
80	Mason Tharp	4/4	START	START	START	START
82	Drew Hocutt	4/0	XXX	XXX	XXX	XXX
83	Jack Esparza	0/0
84	Demarion Crest	0/0
85	Aiden Meeks	0/0
86	TJ West	0/0
87	Kelby Valsin	0/0
88	Baylor Cupp	3/0	XXX	XXX	...	XXX
89	Jordan Green	0/0
90	Ansel Nedore	0/0
91	Blake Burris	3/0	XXX	XXX	XXX	...
93	Trevon McAlpine	3/0	XXX	...	XXX	XXX
94	Braylon Rigsby	1/0	XXX	...
95	Jaylon Hutchings	4/4	START	START	START	START
96	Amier Washington	0/0
97	Tony Bradford Jr.	4/4	START	START	START	START
98	E'Maurion Banks	1/0	XXX
99	Gino Garcia	4/0	XXX	XXX	XXX	XXX

##	Player	GP-GS	UW	Oregon	TSU	WVU
99	Sam Carrell	1/0	XXX	...

GAME-BY-GAME STARTERS

OFFENSE

GAME	QB	RB	TE	WR	WR	WR	LT	LG	C	RG	RT
at Wyoming	Shough	Brooks	Tharp	Bradley	Price	Fouonji	Mills	Spencer	Staats	Wilburn	Rogers
Oregon	Shough	Brooks	Tharp	Bradley	White	Sparkman	Mills	Spencer	Staats	Jackson	Rogers
Tarleton State	Shough	Brooks	Tharp	Bradley	Price	Brown	Mills	Spencer	Staats	Wilburn	Rogers
at West Virginia	Shough	Brooks	Tharp	Bradley	White	Brown	Mills	Spencer	Staats	Wilburn	Rogers
Houston	--	--	--	--	--	--	--	--	--	--	--
at Baylor	--	--	--	--	--	--	--	--	--	--	--
Kansas State	--	--	--	--	--	--	--	--	--	--	--
at BYU	--	--	--	--	--	--	--	--	--	--	---
TCU	--	--	--	--	--	--	--	--	--	--	--
at Kansas	--	--	--	--	--	--	--	--	--	--	--
UCF	--	--	--	--	--	--	--	--	--	--	--
at Texas	--	--	--	--	--	--	--	--	--	--	--

DEFENSE

GAME	NT	DT	EDGE	LB-WILL	LB-MIKE	OLB	==	CB	S	S	CB
at Wyoming	Hutchings	Bradford Jr.	Cole	Pierre	Rodriguez	Linton	Jordan (Star)	Williams	Taylor-Demerson	Owens	Lux
Oregon	Hutchings	Bradford Jr.	Cole	Pierre	Roberts	Linton	Jordan (Star)	Williams	Taylor-Demerson	Owens	Lux
Tarleton State	Hutchings	Bradford Jr.	Cole	Pierre	Roberts	Linton	Baskerville (Star)	Williams	Taylor-Demerson	Lux	Dunlap
at West Virginia	Hutchings	Bradford Jr.	Cole	Pierre	Roberts	Adedire	Baskerville (Star)	Williams	Taylor-Demerson	Owens	Dunlap
Houston	--	--	--	--	--	--	--	--	--	--	--
at Baylor	--	--	--	--	--	--	--	--	--	--	--
Kansas State	--	--	--	--	--	--	--	--	--	--	--
at BYU	--	--	--	--	--	--	--	--	--	--	--
TCU	--	--	--	--	--	--	--	--	--	--	--
at Kansas	--	--	--	--	--	--	--	--	--	--	--
UCF	--	--	--	--	--	--	--	--	--	--	--
at Texas	--	--	--	--	--	--	--	--	--	--	--

TURNOVER CHART

Opponent	Forced by Texas Tech					Forced by Opponent				
	Fum	Int	Tot	Pts Off	Margin	Fum	Int	Tot	Pts Off	
at Wyoming	2	0	2	10	+1	0	1	1	7	
Oregon	0	0	0	0	-4	1	3	4	7	
Tarleton State	0	3	3	10	+2	0	1	1	0	
at West Virginia	0	2	2	3	+2	0	0	0	0	
Houston	-	-	-	-	-	-	-	-	-	
at Baylor	-	-	-	-	-	-	-	-	-	
Kansas State	-	-	-	-	-	-	-	-	-	
at BYU	-	-	-	-	-	-	-	-	-	
TCU	-	-	-	-	-	-	-	-	-	
at Kansas	-	-	-	-	-	-	-	-	-	
UCF	-	-	-	-	-	-	-	-	-	
at Texas	-	-	-	-	-	-	-	-	-	
Totals	2	5	7	23	+1	1	5	6	14	

REDZONE CHART

Opponent	Texas Tech			Opponents		
	Scores-Chances (%)	TD (R/P)	FG	Scores-Chances (%)	TD (R/P)	FG
at Wyoming	4-of-4 (100.0)	3 (1/2)	1	5-of-5 (100.0)	4 (2/2)	1
Oregon	4-of-5 (80.0)	3 (1/2)	1	5-of-6 (83.3)	2 (1/1)	3
Tarleton State	4-of-4 (100.0)	3 (1/2)	1	1-of-2 (50.0)	0 (0/0)	1
at West Virginia	2-of-3 (66.6)	1 (0/1)	1	3-of-3 (100.0)	2 (1/1)	1
Houston	--	--	--	--	--	--
at Baylor	--	--	--	--	--	--
Kansas State	--	--	--	--	--	--
at BYU	--	--	--	--	--	--
TCU	--	--	--	--	--	--
at Kansas	--	--	--	--	--	--
UCF	--	--	--	--	--	--
at Texas	--	--	--	--	--	--
Totals	14-of-16 (87.5)	10 (3/7)	4	14-of-16 (87.5)	8 (4/4)	6

GAME-BY-GAME LEADERS

OPPONENT	PASSING YARDS	RUSHES	RUSH YARDS	RECEPTIONS	RECEIVING YARDS	TACKLES	TACKLES FOR LOSS	SACKS
at Wyoming	338 (Shough)	15 (Shough)	39 (Brooks)	8 (Bradley)	88 (Bradley)	14 (Pierre)	1.5 (Baskerville)	1.0 (Hutchings)
Oregon	282 (Shough)	23 (Shough)	101 (Shough)	5 (Bradley)	83 (Bradley)	12 (2 players)	1.5 (Roberts)	0.5 (2 players)
Tarleton State	123 (Shough)	19 (Brooks)	158 (Brooks)	6 (Brown)	73 (Brown)	6 (2 players)	2.0 (Cole)	2.0 (Cole)
at West Virginia	158 (Morton)	25 (Brooks)	149 (Brooks)	3 (3 players)	45 (White)	12 (Pierre)	2.5 (Hutchings)	1.0 (Hutchings)
Houston	--	--	--	--	--	--	--	--
at Baylor	--	--	--	--	--	--	--	--
Kansas State	--	--	--	--	--	--	--	--
at BYU	--	--	--	--	--	--	--	--
TCU	--	--	--	--	--	--	--	--
at Kansas	--	--	--	--	--	--	--	--
UCF	--	--	--	--	--	--	--	--
at Texas	--	--	--	--	--	--	--	--

MISCELLANEOUS TRENDS

OPENING DRIVE - OFFENSE

OPPONENT	1st	2nd
	Half	Half
at Wyoming	Touchdown	Punt
Oregon	Touchdown	Touchdown
Tarleton State	Punt	Punt
at West Virginia	Punt	Punt
Houston	--	--
at Baylor	--	--
Kansas State	--	--
at BYU	--	--
TCU	--	--
at Kansas	--	--
UCF	--	--
at Texas	--	--

OPENING DRIVE - DEFENSE

OPPONENT	1st	2nd
	Half	Half
at Wyoming	Punt	Touchdown
Oregon	Punt	Punt
Tarleton State	INT	Punt
at West Virginia	Punt	Punt
Houston	--	--
at Baylor	--	--
Kansas State	--	--
at BYU	--	--
TCU	--	--
at Kansas	--	--
UCF	--	--
at Texas	--	--

RED RAIDERS ON COIN FLIPS

OPPONENT	Coin		Result
	Flip	Decision	
at Wyoming	L	Opp. Deferred	L, 35-33 ^{2OT}
Oregon	W	Deferred	L, 38-30
Tarleton State	W	Received	W, 41-3
at West Virginia	L	Opp. Received	L, 20-13
Houston	-	--	--
at Baylor	-	--	--
Kansas State	-	--	--
at BYU	-	--	--
TCU	-	--	--
at Kansas	-	--	--
UCF	-	--	--
at Texas	-	--	--

GAME-OPENING DRIVES

OPPONENT	TEXAS TECH			OPPONENTS		
	PTS	PLAYS	YDS	PTS	PLAYS	YDS
at Wyoming	7	6	76	0	3	2
Oregon	7	6	85	0	8	24
Tarleton State	0	3	-1	0	3	3
at West Virginia	0	3	3	0	5	20
Houston	-	-	-	-	-	-
at Baylor	-	-	-	-	-	-
Kansas State	-	-	-	-	-	-
at BYU	-	-	-	-	-	-
TCU	-	-	-	-	-	-
at Kansas	-	-	-	-	-	-
UCF	-	-	-	-	-	-
at Texas	-	-	-	-	-	-

SECOND HALF OPENING DRIVES

OPPONENT	TEXAS TECH			OPPONENTS		
	PTS	PLAYS	YDS	PTS	PLAYS	YDS
at Wyoming	7	13	76	0	3	2
Oregon	7	5	75	0	3	-1
Tarleton State	0	5	23	0	5	19
at West Virginia	0	5	13	0	3	9
Houston	-	-	-	-	-	-
at Baylor	-	-	-	-	-	-
Kansas State	-	-	-	-	-	-
at BYU	-	-	-	-	-	-
TCU	-	-	-	-	-	-
at Kansas	-	-	-	-	-	-
UCF	-	-	-	-	-	-
at Texas	-	-	-	-	-	-

GIVEAWAYS/TAKEAWAYS

OPPONENT	TAKEAWAY			GIVEAWAY			Dif.
	Fum	Int	Tot	Fum	Int	Tot	
at Wyoming	2	0	2	0	1	1	+1
Oregon	0	0	0	1	3	4	-4
Tarleton State	0	3	3	0	1	1	+2
at West Virginia	0	2	2	0	0	0	+2
Houston	-	-	-	-	-	-	-
at Baylor	-	-	-	-	-	-	-
Kansas State	-	-	-	-	-	-	-
at BYU	-	-	-	-	-	-	-
TCU	-	-	-	-	-	-	-
at Kansas	-	-	-	-	-	-	-
UCF	-	-	-	-	-	-	-
at Texas	-	-	-	-	-	-	-
TOTALS	2	5	7	1	5	6	+1

SCORING DRIVE ANALYSIS

YARDAGE	TEXAS TECH		OPPONENTS	
	TD	FG	TD	FG
No Drive	1	-	-	-
Negative Yards	-	1	-	-
0-9	-	1	-	-
10-19	-	1	-	-
20-29	3	-	2	2
30-39	-	-	-	1
40-49	1	1	-	-
50-59	-	2	1	2
60-69	2	1	1	2
70-79	4	-	5	-
80-89	3	-	-	-
90-99	-	-	-	-
TOTALS	14	7	9	7

THREE-AND-OUTS

OPPONENT	TEXAS TECH	OPPONENTS
	3-&-Outs/Drives	3-&-Outs/Drives
at Wyoming	2/14	3/14
Oregon	1/13	3/11
Tarleton State	1/11	2/13
at West Virginia	4/13	4/13
Houston	--	--
at Baylor	--	--
Kansas State	--	--
at BYU	--	--
TCU	--	--
at Kansas	--	--
UCF	--	--
at Texas	--	--
TOTALS	8/51	12/51

SPECIAL TEAMS TACKLES

(All tackles on Special Teams coverage)			
Player	Total	KO	Punt
Bralyn Lux	2	2	-
Wesley Smith	1	1	-
Chapman Lewis	1	1	-
Miquel Dingle Jr.	1	1	-
Ty Kana	1	-	1
Terrell Tilmon	2	-	2
Cameron Watts	2	1	1
Jesiah Pierre	1	-	1
Ty Matthews	1	1	-
C.J. Baskerville	1	1	-
TOTALS	13	8	5

TEXAS TECH SCORING DRIVES

at Wyoming <i>drive superlatives</i> →	No. of Plays	Total Yards	Drive Time	Type of Score	Score QTR/Time	Scoring Play
	6	76	1:49	TD	1Q/10:34	Price 33-yd catch
	2	26	0:42	TD	1Q/9:25	York 19-yd catch
	4	-4	1:10	FG	1Q/4:02	Garcia 54-yd FG
	13	69	2:58	FG	4Q/0:41	Garcia 27-yd FG
	5	25	--	TD	OT-1	Brooks 6-yd run
	5	25	--	TD	OT-2	Bradley 15-yd catch
Oregon	Plays	Yards	Time	Score	QTR/Time	Scoring Play
	6	85	2:30	TD	1Q/9:37	Price 18-yd catch
	13	75	5:44	TD	2Q/13:01	Tharp 7-yd catch
	5	75	2:02	TD	3Q/12:58	Shough 5-yd run
	3	83	1:04	TD	3Q/6:16	Bradley 34-yd catch
	12	48	5:14	FG	4Q/5:13	Garcia 45-yd FG
Tarleton State	Plays	Yards	Time	Score	QTR/Time	Scoring Play
	-	-	-	TD	1Q/12:33	Dunlap 54-yd INT return
	7	64	2:52	TD	1Q/8:19	Shough 2-yd run
	7	68	1:59	TD	1Q/4:36	Tharp 28-yd catch
<i>most time</i> →	13	58	6:05	FG	2Q/3:17	Garcia 28-yd FG
	4	2	1:39	FG	3Q/8:35	Garcia 43-yd FG
	4	47	1:05	TD	3Q/3:50	Price 15-yd catch
<i>most yards/plays (t)</i> →	14	85	5:30	TD	4Q/10:23	Brown 5-yd catch
at West Virginia	Plays	Yards	Time	Score	QTR/Time	Scoring Play
	6	14	1:54	FG	1Q/8:40	Garcia 39-yd FG
	13	79	4:42	TD	4Q/11:54	Bradley 6-yd catch
<i>most plays (t)</i> →	14	59	2:40	FG	4Q/4:45	Garcia 34-yd FG
Houston	Plays	Yards	Time	Score	QTR/Time	Scoring Play
	-	-	-	-	-/-	--
at Baylor	Plays	Yards	Time	Score	QTR/Time	Scoring Play
	-	-	-	-	-/-	--
Kansas State	Plays	Yards	Time	Score	QTR/Time	Scoring Play
	-	-	-	-	-/-	--
at BYU	Plays	Yards	Time	Score	QTR/Time	Scoring Play
	-	-	-	-	-/-	--
TCU	Plays	Yards	Time	Score	QTR/Time	Scoring Play
	-	-	-	-	-/-	--
at Kansas	Plays	Yards	Time	Score	QTR/Time	Scoring Play
	-	-	-	-	-/-	--
UCF	Plays	Yards	Time	Score	QTR/Time	Scoring Play
	-	-	-	-	-/-	--
at Texas	Plays	Yards	Time	Score	QTR/Time	Scoring Play
	-	-	-	-	-/-	--

OPPONENT SCORING DRIVES

at Wyoming <i>drive superlatives</i> →	No. of Plays	Total Yards	Drive Time	Type of Score	Score QTR/Time	Scoring Play
	9	37	4:07	FG	2Q/14:55	Hoyland 56-yd FG
	5	56	2:30	TD	2Q/11:20	Driskill 4-yd catch
<i>most time</i> →	13	76	7:31	TD	3Q/5:37	Scott 16-yd run
	14	65	6:14	FG	4Q/8:58	Hoyland 31-yd FG
	5	25	--	TD	OT-1	Peasley 5-yd run
	5	25	--	TD	OT-2	Gyllenborg 11-yd catch
Oregon	Plays	Yards	Time	Score	QTR/Time	Scoring Play
	2	75	0:39	TD	1Q/8:58	Franklin 72-yd catch
	7	60	3:56	TD	1Q/3:45	Johnson 13-yd catch
	11	56	3:05	FG	2Q/0:59	Lewis 28-yd FG
<i>most plays</i> →	17	75	6:29	TD	4Q/14:47	Irving 3-yd run
	6	28	2:32	FG	4Q/10:27	Lewis 34-yd FG
	10	64	4:03	FG	4Q/1:10	Lewis 34-yd FG
	-	-	-	TD	4Q/0:35	Bassa 45-yd INT return
Tarleton State	Plays	Yards	Time	Score	QTR/Time	Scoring Play
	13	71	5:19	FG	4Q/5:04	Guzman 21-yd FG
at West Virginia	Plays	Yards	Time	Score	QTR/Time	Scoring Play
	13	75	6:47	TD	1Q/1:53	Donaldson 2-yd run
	12	56	6:08	FG	2Q/6:34	Hayes 28-yd FG
	6	26	2:58	FG	2Q/0:25	Hayes 46-yd FG
<i>most yards</i> →	7	79	4:16	TD	4Q/7:33	Taylor 9-yd catch
Houston	Plays	Yards	Time	Score	QTR/Time	Scoring Play
	-	-	-	-	-/-	--
at Baylor	Plays	Yards	Time	Score	QTR/Time	Scoring Play
	-	-	-	-	-/-	--
Kansas State	Plays	Yards	Time	Score	QTR/Time	Scoring Play
	-	-	-	-	-/-	--
at BYU	Plays	Yards	Time	Score	QTR/Time	Scoring Play
	-	-	-	-	-/-	--
TCU	Plays	Yards	Time	Score	QTR/Time	Scoring Play
	-	-	-	-	-/-	--
at Kansas	Plays	Yards	Time	Score	QTR/Time	Scoring Play
	-	-	-	-	-/-	--
UCF	Plays	Yards	Time	Score	QTR/Time	Scoring Play
	-	-	-	-	-/-	--
at Texas	Plays	Yards	Time	Score	QTR/Time	Scoring Play
	-	-	-	-	-/-	--

EXPLOSIVE PLAYS - 20-PLUS YARDS

Yards	Opponent	Play	Result
58	Oregon	Shough rush	First Down
46	Tarleton St.	Shough pass to Brown	First Down
38	Tarleton St.	Brooks rush	First Down
35	Oregon	Brooks rush	First Down
34	Oregon	Shough pass to Bradley	Touchdown
33	Wyoming	Shough pass to Price	Touchdown
31	Oregon	Shough pass to McCray	First Down
31	Oregon	Shough pass to Martinez	First Down
29	Wyoming	Shough pass to Bradley	First Down
28	Tarleton St.	Shough pass to Tharp	Touchdown
27	Wyoming	Shough pass to Brown	First Down
27	West Virginia	Brooks rush	First Down
26	West Virginia	Morton pass to Brown	First Down
24	Wyoming	Shough pass to Brown	First Down
22	Oregon	Shough pass to White	First Down
22	Tarleton St.	Brooks rush	First Down
20	Wyoming	Shough pass to Fouonji	First Down
20	Oregon	Shough pass to Bradley	First Down
20	West Virginia	Morton pass to White	First Down

Special Teams Explosive Plays - 30-Plus for Kick Returns/20-Plus Yards for Punt Returns

Yards	Opponent	Play	Result
33	Oregon	McCray kick return	First Down
33	Oregon	Price punt return	First Down
32	West Virginia	McCray kick return	First Down

Defensive Explosive Plays

Yards	Opponent	Play	Result
54	Tarleton St.	Dunlap interception return	Touchdown

EXPLOSIVE PLAYS BY THE NUMBERS

	Texas Tech Long Plays				ST	Opponent Long Plays				ST
	Rush	Pass	Total			Rush	Pass	Total		
at Wyoming	0	5	5		0	0	1	1		0
Oregon	2	5	7		2	0	6	6		0
Tarleton State	2	2	4		0	1	2	3		0
at West Virginia	1	2	3		1	0	1	1		0
Houston	-	-	-		-	-	-	-		-
at Baylor	-	-	-		-	-	-	-		-
Kansas State	-	-	-		-	-	-	-		-
at BYU	-	-	-		-	-	-	-		-
TCU	-	-	-		-	-	-	-		-
at Kansas	-	-	-		-	-	-	-		-
UCF	-	-	-		-	-	-	-		-
at Texas	-	-	-		-	-	-	-		-
Totals	5	14	19		3	1	10	11		0

LONGEST PLAYS BY THE NUMBERS (offense only/no special teams)

Long Plays by Yards	NO.	TD
100+	-	-
90-99	-	-
80-89	-	-
70-79	-	-
60-69	-	-
50-59	1	-
40-49	1	-
30-39	6	2
20-29	11	1
Totals	19	3

OPPONENT EXPLOSIVE PLAYS - 20-PLUS YARDS

Yards	Opponent	Play	Result
72	Oregon	Nix pass to Franklin	Touchdown
33	Tarleton St.	Gabalis pass to Smith	First Down
31	Oregon	Nix pass to Whittington	First Down
30	Oregon	Nix pass to Ferguson	First Down
25	Wyoming	Peasley pass to Wieland	First Down
25	Oregon	Nix pass to Irving	First Down
25	Tarleton St.	Kelley III rush	First Down
22	Oregon	Nox pass to Holden	First Down
21	Oregon	Nix pass to Herbert	First Down
21	Tarleton St.	Gabalis pass to Britten	First Down
21	West Virginia	Traylon pass to Taylor	First Down

Special Teams Explosive Plays - 30-Plus for Kick Returns/20-Plus Yards for Punt Returns

Yards	Opponent	Play	Result
--	--	--	--

LONGEST PLAYS BY TYPE

Long Plays by Type (20+)	NO.	TD
Rushing	5	0
Passing	14	3
TOTAL	19	3
Punt returns	1	0
Kick returns	1	0
Interceptions	1	1
Fumble returns	-	-
Other	-	-
TOTAL ALL	22	4

LONGEST PLAYS OF THE YEAR

Play Type	Yardage	Play (Opponent)
Rushing	58	Shough 58-yard run (vs. Oregon)
Rushing Touchdown	6	Brooks 6-yard TD run (at Wyoming)
Passing	46	Shough 46-yard pass to Brown (vs. Tarleton State)
Passing Touchdown	34	Shough 34-yard TD pass to Bradley (vs. Oregon)
Interception Return	54	Dunlap 54-yard interception return (vs. Tarleton State)
Punt Return	33	Price 33-yard punt return (vs. Oregon)
Kick Return	33	McCray 33-yard punt return (vs. Oregon)
Punt	54	2x, last McNamara 54-yard punt (at West Virginia)
Field Goal	54	Garcia 54-yard field goal (at Wyoming)



GAME-BY-GAME SPECIALIST STATS

GINO GARCIA, K

SCORING	FG	PAT	Points
#99 Garcia	7-11	12-12	33

FIELD GOALS	FGM-FGA	Pct.	01-19	20-29	30-39	40-49	50-59	60+	Lg	Blk
#99 Garcia	7-11	63.6	0-0	2-2	2-2	2-4	1-3	0-0	54	1

#99 Garcia	(Made), Missed, Blocked
at Wyoming	(54), 49, 40, 50, (27)
Oregon	56, (45)
Tarleton State	(28), (43)
at West Virginia	(39), (34)
Houston	--
at Baylor	--
Kansas State	--
at BYU	--
TCU	--
at Kansas	--
UCF	--
at Texas	--

AUSTIN MCNAMARA, P

PUNTING	
#31 McNamara	Number-Avg./i20/50+
at Wyoming	4-49.8 / 2 / 3
Oregon	2-44.5 / 1 / 1
Tarleton State	4-48.8 / 2 / 2
at West Virginia	6-49.0 / 0 / 4
Houston	--
at Baylor	--
Kansas State	--
at BYU	--
TCU	--
at Kansas	--
UCF	--
at Texas	--
Totals	16-48.6 / 5 / 9

# - opponent (Qtr.)	Down	Situation	Yards	Action	i20	i10	Note
1 - at Wyoming (1Q)	4-6	TTU33	51	FC	Yes	No	Fair catch at the WYO-16
2 - at Wyoming (2Q)	4-4	TTU46	54	TB	No	No	Touchback to the WYO-00
3 - at Wyoming (2Q)	4-9	TTU48	42	FC	Yes	No	Fair catch at the WYO-10
4 - at Wyoming (3Q)	4-8	TTU24	52	FC	No	No	Fair catch at the WYO-24
5 - Oregon (1Q)	4-12	TTU23	37	FC	No	No	Fair catch at the ORE-40
6 - Oregon (2Q)	4-9	TTU43	52	Downed	Yes	Yes	Downed by Jackson Knotts at the ORE-05
7 - Tarleton State (1Q)	4-11	TTU17	49	Downed	No	No	Downed by Wesley Smith at the TSU-34
8 - Tarleton State (2Q)	4-7	TTU47	53	TB	No	No	Touchback to the TSU-00
9 - Tarleton State (2Q)	4-10	TSU49	46	Downed	Yes	Yes	Downed by Cameron Watts at the TSU-03
10 - Tarleton State (3Q)	4-2	TTU48	47	Downed	Yes	Yes	Downed by Jackson Knotts at the TSU-05
11 - at West Virginia (1Q)	4-7	TTU14	52	FC	No	No	Fair catch at the WVU-34
12 - at West Virginia (1Q)	4-7	TTU42	52	Returned	No	No	Returned 18 yards to the WVU-24
13 - at West Virginia (2Q)	4-12	TTU20	46	Downed	No	No	Downed by Myles Cole at the WVU-34
14 - at West Virginia (2Q)	4-6	TTU20	38	FC	No	No	Fair catch at the WVU-42
15 - at West Virginia (3Q)	4-25	TTU35	52	Returned	No	No	Returned 20 yards to the WVU-33
16 - at West Virginia (3Q)	4-9	TTU33	54	Returned	No	No	Returned 7 yards to the WVU-20
Totals			9/16 50+		5/16 i20	3/16 i10	

POSTGAME NOTES

GAME
1

#24 TEXAS TECH RED RAIDERS

at

WYOMING COWBOYS



0-1, 0-0 BIG 12

1-0, 0-0 MW

Sept. 2, 2023 | 5:30 p.m. MT | War Memorial Stadium | Laramie, Wyo. | CBS

TEXAS TECH

Record	0-1 Overall; 0-0 Big 12
Streak	L1
Head Coach	Joey McGuire
Career Record	8-6 (2nd Season)
Record vs. Wyoming	0-1
Today's attendance	26,450
Kickoff temperature	72 degrees
Length of Game	3:49

TODAY'S STARTERS

(Offense) - (LT) Monroe Mills, (LG) Cole Spencer, (C) Rusty Staats, (RG) Dennis Wilburn, (RT) Caleb Rogers, (QB) Tyler Shough, (RB) Tahj Brooks, (TE) Mason Tharp, (WR) Loic Fouonji, (WR) Myles Price, (WR) Jerand Bradley

(Defense) - (NT) Jaylon Hutchings, (DT) Tony Bradford Jr., (EDGE) Myles Cole, (LB-WILL) Jesiah Pierre, (LB-MIKE) Jacob Rodriguez, (OLB) Steve Linton, (STAR) Brenden Jordan, (CB) Rayshad Williams, (S) Dadrion Taylor-Demerson, (S) Tyler Owens, (CB) Bralyn Lux

Notes: The following Red Raiders made their first career starts in scarlet and black: Cole Spencer, Rusty Staats, Myles Cole, Steve Linton, Brenden Jordan and Bralyn Lux.

GETTING STARTED

- Today's weather at kickoff: 72 degrees, 15 mph winds from the NE and cloudy skies.
- Due to lightning, today's game was delayed one-hour and two minutes. Official kick time was 6:51 p.m. MT.
- Wyoming won the coin toss and chose to receive in the second half. Texas Tech started the first half with the ball.
- Today's game marked the first meeting with Wyoming since 1992 and the Red Raiders' first trip to Laramie since 1991. Today's game was the sixth all-time meeting between the two schools.
- Texas Tech wore black helmets, white jerseys and white pants against Wyoming.
- Today's game captains were Bryce Ramirez, Cole Spencer, Tony Bradford Jr. and Austin McNamara.
- Today's attendance: 26,450.

TODAY'S LOSS...

- Gives Texas Tech a 2-4 all-time record against Wyoming.
- Gives Texas Tech a 68-28-3 all-time record in season openers.
 - The Red Raiders lost their first season opener since falling vs. Ole Miss at NRG Stadium in 2018.
 - The Red Raiders drop to 2-2 in season openers that were true road games dating back to 2000.
 - The Red Raiders are now 21-3 in season openers dating back to 2000.
- Snaps Texas Tech's four-game win streak that closed the 2022 season.
- Gives Texas Tech its first overtime loss under head coach Joey McGuire, dropping to 3-1.

TEAM NOTES

- Texas Tech experienced its first weather delay since Sept. 16, 2017 at home versus Arizona State. That contest was delayed one hour in Lubbock due to lightning.
- True freshman Brenden Jordan, a 4-star recruit from Mansfield HS in the DFW area, started at the star position. The last true freshman to start a season opener for Texas Tech came in 2017 when OL Jack Anderson started. Anderson started all 13 games that season.
- Texas Tech forced two turnovers in the first quarter; it's only two takeaways of the game.
 - The Red Raiders were previously 5-0 under head coach Joey McGuire when forcing two or takeaways.
- After building a 17-0 lead in the first quarter. Wyoming tied the game, 17-17, with 5:37 left in the third quarter. Wyoming took a 20-17 lead with 8:58 left in 4th quarter, building to 20-straight points. It was the second loss under head coach Joey McGuire where the Red Raiders lost after scoring first and held a halftime lead.
- Wyoming ran more total plays than Texas Tech midway through the third quarter - 49 to 38 (30, 5:37) - a category the Red Raiders traditionally control having led the FBS averaging 84.2 plays per game in 2022. The Red Raiders eventually topped the Cowboys in that category to close the game, 80 to 78.
- Tech falls to 6-2 in games scoring 30 or more under head coach Joey McGuire. The previous loss was at No. 7 Oklahoma State (41-31).

NOTING THE RED RAIDERS

OFFENSE

QB, Tyler Shough (Sr.)

- Started a season-opener for the fourth-consecutive season, and started a season-opener for the Red Raiders for the third-straight year. Shough is the fifth Red Raider since 1980 to start three-straight consecutive seasons.
- As Tech's starting quarterback, Tyler Shough drops to 8-2 in his career and 8-1 in games that he started and finished in his Red Raider career.
- Shough finished with 338 yards passing, surpassing the 300-yard mark for the fifth time in his career.

RB, Tahj Brooks (Sr.)

- Scored his 19th rushing TD of his career. Finished with a team-high 39 yards rushing.

WR, Myles Price (Sr.)

- Scored sixth career touchdown, catching a 33-yard pass from Shough in the first quarter. It was his longest reception in a game since hauling in a 54-yard TD catch vs. Houston on Sept. 10, 2022.

RB, Jerand Bradley (So.)

- Led Tech with eight receptions for 88 yards. The eight catches match his career-high, set three times before in 2022.

DEFENSE

DL, Jaylon Hutchings (Sr.)

- Made his 47th consecutive start, which ranks second among all active FBS players for most consecutive starts.
- Logged one of the Red Raiders two sacks. His solo sack increases his career sack total to 8.5.

LB, Jesiah Pierre (Sr.)

- Set a career-high for tackles (14). He matched his career-high for tackles (7) in the first half. It was the most tackles in a single game since Kosi Eldridge posted 14 versus Oklahoma.

SPECIAL TEAMS

P, Austin McNamara (Sr.)

- Averaged 49.8 yards per punt on four attempts. It was the seventh time in his career he averaged better than 49.0 yards per punt in a game.

K, Gino Garcia (Sr.)

- Hit 54-yard FG in the first quarter. It was his first career made field goal as a Red Raider. He finished 2-for-5.

K, Reese Burkhardt (Sr.)

- Forced a touchback on all five kickoffs; allowing zero ret. yards.

POSTGAME NOTES

GAME

2



TEXAS TECH RED RAIDERS

0-2, 0-0 BIG 12

VS

#13 OREGON DUCKS

2-0, 0-0 PAC-12



Sept. 9, 2023 | 6:00 p.m. CT | Jones AT&T Stadium | Lubbock, Texas | FOX

TEXAS TECH

Record	0-2 Overall; 0-0 Big 12
Streak	L2
Head Coach	Joey McGuire
Career Record	8-7 (2nd Season)
Record vs. Oregon	0-1
Today's attendance	56,200
Kickoff temperature	93 degrees
Length of Game	3:44

TODAY'S STARTERS

(Offense) - (LT) Monroe Mills, (LG) Cole Spencer, (C) Rusty Staats, (RG) Jacoby Jackson, (RT) Caleb Rogers, (QB) Tyler Shough, (RB) Tahj Brooks, (TE) Mason Tharp, (WR) J.J. Sparkman, (WR) Xavier White, (WR) Jerand Bradley

(Defense) - (NT) Jaylon Hutchings, (DT) Tony Bradford Jr., (EDGE) Myles Cole, (LB-WILL) Jesiah Pierre, (LB-MIKE) Ben Roberts, (OLB) Steve Linton, (STAR) Brenden Jordan, (CB) Rayshad Williams, (S) Dadrion Taylor-Demerson, (S) Tyler Owens, (CB) Bralyn Lux

NOTING THE RED RAIDERS

OFFENSE

QB, Tyler Shough (Sr.)

- Was responsible for four total touchdowns (1 rush/3 pass) - it matches a career-high set twice before. Four vs. FIU on Sept. 18, 2021 and four while at Oregon vs. Washington State on Nov. 14, 2020.
- Posted 383 total yards on 282 passing and 101 rushing.
- On 3rd and 4 of Texas Tech's opening drive, scampering for a career-long 58 yards, besting a previous career-best 36-yarder vs. Ole Miss in last year's Texas Bowl.
- Recorded his first back-to-back game throwing multiple touchdown passes as a Red Raider. He owned a three-game-straight stretch once before while at Oregon in 2020.
- Shough had 15 carries for 92 yards in the first half; he finished with his second career 100-yard rushing game as he had 101 yards on 23 carries.
- Had a career-high three interceptions - the third was a hail mary as time expired in the fourth quarter.

RB, Tahj Brooks (Sr.)

- Had a long rush of 34 yards in the third quarter; it was his seventh career rush for 30 yards or better.

WR, Myles Price (Sr.)

- Scored seventh career touchdown, catching an 18-yard pass from Shough in the first quarter. It was his second-straight game catching a first quarter TD pass from Shough. He matches his single-season career-high for TDs with his second TD catch, matching two he also caught in 2021 and 2022.

RB, Jerand Bradley (So.)

- Caught a touchdown pass in his four consecutive game dating back to last season. The last player to do so was Erik Ezukanma in the last three games of 2019 season and first two games of the 2020 season.

TE, Mason Tharp (So.)

- Caught first TD pass of season and fourth of his career coming in the second quarter - a 7-yard catch. His last TD catch came vs. Kansas on Nov. 12, 2022, a 1-yard pass from Shough.
- Recorded a career-high four receptions after logging three as a high in five different contests.

DEFENSE

DL, Jaylon Hutchings (Sr.)

- Made his 48th consecutive start, which ranks second among all active FBS players for most consecutive starts.

DB, Dadrion Taylor-Demerson (Sr.)

- Career-high 12 tackles. It was his first career double-digit tackles game.

LB, Ben Roberts (RFr.)

- In his first career start, set a career-high for single game tackles with 12.
- Led the team with 2.0 TFLs and posted the Red Raiders' only sack.

GETTING STARTED

- Today's weather at kickoff: 93 degrees, 11 mph winds from the SE and sunny skies.
- Texas Tech won the coin toss and chose to receive in the second half. Oregon started the first half with the ball.
- Today's game marked the first meeting with Oregon since 1992 and the Ducks' first trip to Lubbock since 1991.
 - It is the first game of a home-and-home series. Texas Tech will play at Oregon on Sept. 7, 2024.
- Texas Tech wore white helmets (red face masks), red jerseys and red pants against Oregon.
- Today's game captains were Jaylon Hutchings, Myles Price, Tyler Shough and Dadrion Taylor-Demerson.
- Today's attendance: 56,200 (sellout).

TODAY'S LOSS...

- Gives Texas Tech a 0-3 all-time record against Oregon.
- Gives Texas Tech a 68-28-3 all-time record in home openers.
 - Snaps the Red Raiders streak of consecutive wins in home openers at 23.
 - The Red Raiders last loss in a home opener came in 1999.
- Drops Texas Tech's all-time record against current members of the Pac-12 to 39-20-2.
- Drops Joey McGuire's record as head coach to 6-2 in games played at Jones AT&T Stadium.
- Drops Texas Tech to 0-2 for the first time since 1990.

TEAM NOTES

- Texas Tech had seven explosive plays (20-yard gains or more). The Red Raiders logged a season-high seven twice in 2022 versus FBS opponents.
- Tech owned zero explosive run plays of 40 or better in 2022. Shough logged a 58-yard run on Saturday.
- Tech was 8-for-13 (61.5%) on third downs.
- Tech was 1-for-2 on fourth downs. The failed fourth down attempt led a field goal for Oreon fourth quarter.
- Tech allowed a 17-play scoring drive that Oregon converted four third downs on. The 17-play drive was the most plays an opponent ran in scoring drive since Baylor ran 19 play touchdown scoring drive on Nov. 24, 2018.
- Texas Tech lost to a ranked opponent at home for the first time since Nov. 20, 2021 versus No. 9 Oklahoma State.
- Texas Tech had four turnovers - its most turnovers since five versus Baylor on Oct. 29, 2022 - its last home loss.
- Texas Tech blocked a punt for the first time since Oct. 27, 2018 versus Iowa State (Thomas Leggett). Robert Wooten blocked the punt on Saturday.
- The Red Raiders produced more than 400 yards total offense for the second game in a row. Tech drops to 3-3 under McGuire when does so and 0-2 in 2023.

POSTGAME NOTES

GAME
3

TEXAS TECH RED RAIDERS

1-2, 0-0 BIG 12



TARLETON STATE TEXANS

2-1, 0-0 UAC



Sept. 16, 2023 | 6:00 p.m. CT | Jones AT&T Stadium | Lubbock, Texas | ESPN+

TEXAS TECH

Record	1-2 Overall; 0-0 Big 12
Streak	W1
Head Coach	Joey McGuire
Career Record	9-7 (2nd Season)
Record vs. Tarleton State	1-0
Today's attendance	56,200
Kickoff temperature	78 degrees
Length of Game	3:15

TODAY'S STARTERS

(Offense) - (LT) Monroe Mills, (LG) Cole Spencer, (C) Rusty Staats, (RG) Dennis Wilburn, (RT) Caleb Rogers, (QB) Tyler Shough, (RB) Tahj Brooks, (TE) Mason Tharp, (WR) Myles Price, (WR) Jordan Brown, (WR) Jerand Bradley

(Defense) - (NT) Jaylon Hutchings, (DT) Tony Bradford Jr., (EDGE) Myles Cole, (LB-WILL) Jesiah Pierre, (LB-MIKE) Ben Roberts, (OLB) Steve Linton, (STAR) C.J. Baskerville, (CB) Rayshad Williams, (S) Dadrion Taylor-Demerson, (S) Bralyn Lux, (CB) Malik Dunlap

NOTING THE RED RAIDERS

OFFENSE

QB, Tyler Shough (Sr.)

- Improves to 9-3 in games he's started for Texas Tech.
- Logged his 10th career rushing touchdown on a 1-yard score in the first quarter.

RB, Tahj Brooks (Sr.)

- Finished with 158 rushing yards - the most by a Red Raider since Justin Stockton rushed for 161 yards at Kansas on Oct. 7, 2017.
- Posted his fifth career 100-yard rushing game, which was surpassed in the first half as he owned 140 rushing yards at the break. His previous high in a first half was 90 rushing yards in the Liberty Bowl versus Mississippi State.
- Had a career-high 19 rushing attempts.
- Had two explosive runnings plays, scampering for 38 yards and 22 yards, respectively. The 38-yarder was his fifth-longest career run.

WR, Myles Price (Sr.)

- His third quarter TD catch marked his third of the season, which is the most in a single season in his career. Correspondingly, it is also the first time in his career to catch a TD in three-straight games.

WR, Jordan Brown (Jr.)

- Set career-high marks for reception (6), receiving yardage (73), career-long catch (46) and caught first career touchdown.

TE, Mason Tharp (Jr.)

- Registered his fifth career touchdown catch, hauling in a 28-yard pass from Tyler Shough in the first quarter. It also marks the first time in his career catching touchdown passes in back-to-back games.

DEFENSE

OLB, Myles Cole (Sr.)

- Posted his first 2.0 sack game of his career. He entered the game owning 1.5 career sacks, all produced while at Louisiana-Monroe having logged 0.5 sacks in 2021 and a solo sack in 2020.

DB, Dadrion Taylor-Demerson (Sr.)

- Recorded first interception of the season in the third quarter. He leads all active Red Raiders with seven career INTs.

DB, Malik Dunlap (Sr.)

- Had two interceptions, each in the first quarter, marking his second and third career interceptions.
- The last time a Red Raider posted two INTs in the same game was Sept. 14, 2019 when Douglas Coleman III had a pair at Arizona.
- His first INT of the game was a 52-yard "pick-6" to give Tech a 7-0 lead in the first quarter. It was his second career interception; his first since Oct. 22, 2022 versus West Virginia.
- The interception return for a touchdown was the first by a Red Raider since Marquis Waters did so versus FIU on Sept. 18, 2021.

DL, Jaylon Hutchings (Sr.)

- Made his 49th consecutive start, which ranks second among all active FBS players for most consecutive starts.

GETTING STARTED

- Today's weather at kickoff: 78 degrees, 5 mph winds from the NE and sunny skies.
- Texas Tech won the coin toss and chose to receive in the first half. Tarleton State started the second half with the ball.
- Today's game marked the first-ever meeting with Tarleton State.
- Texas Tech wore 1960's inspired throwbacks which were black helmets with red jerseys and white pants against Tarleton State.
- Today's game captains were Tahj Brooks, Myles Cole, Austin McNamara and Cole Spencer.
- Today's attendance: 56,200 (sellout).

TODAY'S WIN...

- Gives Texas Tech a 1-0 all-time record against Tarleton State.
- Gives Texas Tech a 27-1 all-time record against FCS opponents.
 - The Red Raiders extend their streak of consecutive wins versus FCS opponents to 21
 - The Red Raiders last loss to an FCS opponent came in 1988 versus North Texas.
- Gives Texas Tech wins in 42 of its last 44 nonconference games at home dating back to 2002.
- Gives Joey McGuire a 7-2 career record versus unranked opponents.
- Gives Joey McGuire wins in five of the Red Raiders last seven games played.
- Gives Joey McGuire a 7-2 record in games played at Jones AT&T Stadium.

TEAM NOTES

- Texas Tech announced its second-straight sellout. The last time Texas Tech announced back-to-back sellouts was in 2018 when Texas Tech hosted Oklahoma (Nov. 3) and Texas (Nov. 10) in back-to-back weeks.
- For the 23rd time in 28 games versus an FCS opponent, Texas Tech scored better than 40 points in the 41-3 win.
- Texas Tech's 21-point first quarter marked the most points in the opening frame since scoring 21 points versus West Virginia on Nov. 9, 2019.
- Tarleton State, who entered the game scoring better than 50 points in each of its first two games were held without a touchdown in the 41-3 defeat. The last time Texas Tech did not allow an offensive touchdown in a game was versus UTEP on Sept. 7, 2019.
- Texas Tech held Tarleton to zero points in the first half. It was the first, first-half shutout for the Red Raiders' defense since being at Kansas on Oct. 16, 2021.
- Texas Tech's defense registered its first three interception game since having three in the Texas Bowl versus Ole Miss.
- Texas Tech did not commit its first penalty until 4:52 remaining in the fourth quarter. Texas Tech finished with two penalties in the game - its fewest in a game since committing one at Iowa State on Nov. 19, 2022.
- Texas Tech held Tarleton State to 197 passing yards - its first time limit an opponent under 200 yards passing since traveling to Iowa State on Nov. 19, 2022.
- The Red Raiders improve to 3-0 when manufacturing three turnovers or better in a game under Joey McGuire.

POSTGAME NOTES

GAME
4

TEXAS TECH RED RAIDERS

at

WEST VIRGINIA MOUNTAINEERS

1-3, 0-1 BIG 12

3-1, 1-0 BIG 12



Sept. 23, 2023 | 3:32 p.m. ET | Milan Pusker Stadium | Morgantown, W.Va. | ESPN+

TEXAS TECH

Record	1-3 Overall; 0-1 Big 12
Streak	L1
Head Coach	Joey McGuire
Career Record	9-8 (2nd Season)
Record vs. West Virginia	1-1
Today's attendance	50,071
Kickoff temperature	56 degrees
Length of Game	3:40

TODAY'S STARTERS

(Offense) - (LT) Monroe Mills, (LG) Cole Spencer, (C) Rusty Staats, (RG) Dennis Wilburn, (RT) Caleb Rogers, (QB) Tyler Shough, (RB) Tahj Brooks, (TE) Mason Tharp, (WR) Xavier White, (WR) Jordan Brown, (WR) Jerand Bradley

(Defense) - (NT) Jaylon Hutchings, (DT) Tony Bradford Jr., (EDGE) Myles Cole, (LB-WILL) Jesiah Pierre, (LB-MIKE) Ben Roberts, (OLB) Joseph Adedire, (STAR) C.J. Baskerville, (CB) Rayshad Williams, (S) Dadrion Taylor-Demerson, (S) Tyler Owens, (CB) Malik Dunlap

NOTING THE RED RAIDERS

OFFENSE

QB, Behren Morton (So.)

- Was 1-for-7 with 14 yards in the first half having entered beginning with the first offensive play of the second quarter for an injured Tyler Shough. Finished 13-for-37 for 147 yards in his most significant action since exiting last year's TCU contest with an injury on Nov. 5, 2022.
- Tossed his 10th career touchdown pass.

RB, Tahj Brooks (Sr.)

- Posted his sixth career 100-yard rushing game, which marks back-to-back games eclipsing 100 yards - it's the second time posting back-to-back 100-yard games in his career - he did so for the first time to lead off the 2021 season versus Houston and SFA.
- Brooks set a career-high last week with 158 yards, besting 134 yards set versus Houston in 2021 with 134.
- Had three carries for 18 yards at halftime today, and then exploded for 131 yards in the second half.

WR, Jerand Bradley (So.)

- Caught his third touchdown pass of the season; he has caught a touchdown pass in five of the last six games dating back to the 2022 season.

WR, Xavier White (Sr.)

- Led the team in receiving yards, totaling 45 yards on three catches.

DEFENSE

LB, Jesiah Pierre (Sr.)

- Led Tech with 12 tackles.
- At halftime he led Tech with 10 tackles. Versus Wyoming, he had matched his then-career high with seven tackles en route to a then-career-high 14 tackles.

LB, Ben Roberts (Rfr.)

- Posted his second double-digit tackle game in his third career start. He finished with 11 tackles. His career-high was set in his first career start versus Oregon with 12.
- Roberts owns 27 tackles in his three starts this season.

DB, Malik Dunlap (Sr.)

- Becomes first Red Raider to have an interception in consecutive games since Dadrion Taylor-Demerson ended the 2022 season with interceptions against both Oklahoma and Ole Miss.
- Becomes first Red Raider to combine for three interceptions over a two-game stretch since Douglas Coleman III had same total versus Oklahoma State and Baylor in 2019.

DL, Jaylon Hutchings (Sr.)

- Made his 50th consecutive start, which ranks second among all active FBS players for most consecutive starts.
- Set a new career-high for TFLs with 2.5; finishing with six tackles in the contest.

SPECIAL TEAMS

P, Austin McNamara (Sr.)

- His six punts were one shy of his 2022 season-high seven versus Oklahoma. His career-high is nine set versus Oklahoma State in 2021.
- He averaged 49.0 yards per punt.

GETTING STARTED

- Today's weather at kickoff: 56 degrees, 12 mph winds from the north and overcast skies.
- West Virginia won the coin toss and chose to receive in the first half. Texas Tech started the second half with the ball.
- Today's game marked the 13th all-time meeting with West Virginia and 12th as Big 12 foes.
- Texas Tech wore red helmets with white jerseys and red pants against West Virginia.
- Today's game captains were Tony Bradford Jr., Baylor Cupp, Rusty Stats and Rayshad Williams.
- Today's attendance: 50,071.

TODAY'S LOSS...

- Gives Texas Tech a 6-7 all-time record against West Virginia.
 - The Red Raiders are now 6-6 all-time in Big 12 games against West Virginia.
- Snaps Texas Tech's four-game win streak against the Mountaineers.
 - The Red Raiders last loss to the Mountaineers previously was on Sept. 29, 2018.
- Gives Texas Tech an 0-1 record in Big 12 games for the first time since 2021.
 - That game was also a road game, which took place in Austin, Texas in 2021.
- Gives Texas Tech a 7-3 record versus unranked opponents since the start of the 2022 season.
- Gives Texas Tech a 1-6 record in true road games since the start of the 2022 season.

TEAM NOTES

- After the first half, Texas Tech's three points (trailed, 13-3) were the fewest since posting just three points in the opening half versus Baylor on Oct. 29, 2022.
- After the first half, Texas Tech's 56 yards total offense (outgained 171 to 56) were the fewest since having 31 total yards versus Oklahoma State on Nov. 20, 2021.
- Second game this season the Red Raiders had a pair of double-digit tackles looking back to Dadrion Taylor-Demerson and Ben Roberts doing so versus Oregon.
- Texas Tech was limited to a season-low three explosive plays (20-yard gains or more).
- Tech was 2-for-18 (11.1%) while also 5-of-8 (62.5%) on fourth downs. Heading into this weekend's games, no team had attempted more than six fourth downs in a single game.
- Texas Tech forced two turnovers and won the turnover margin 2-0.
 - The Red Raiders entered the season 5-0 under head coach Joey McGuire when forcing two or more takeaways. Tech has lost to both Wyoming and West Virginia in 2023 having two turnovers in each of those games.
- Texas Tech committed a season-high nine penalties for a season-high 96 yards.
 - Four of the nine penalties were called against the defense on third downs which produced first downs for the Mountaineers each time - two holding calls and two pass interference calls.
- Texas Tech's defense has produced five interceptions over the last two games.

MEDIA INFORMATION



MATT DOWDY
Assistant A.D.
806-928-5190
matthew.dowdy@ttu.edu



MATT BURKHOLDER
Director
559-862-3771
matt.burkholder@ttu.edu



CHRIS DUARTE
Associate Director
954-937-3254
chris.duarte@ttu.edu

TEXAS TECH ATHLETICS COMMUNICATIONS

East Stadium Building, Jones AT&T Stadium (Third Floor)
Office: (806) 742-2770 • Fax: (806) 742-1970
2508 6th Street • Lubbock, TX 79409
www.TexasTech.com/Media



CREDENTIAL REQUESTS

Please direct all credential requests to the online credential portal located at www.sportssystem.com/TexasTech. Confirmation of your request will be made upon review by Matt Dowdy. Credentials are limited to members of the working media who are assigned to cover Texas Tech Football. Credentials must be requested online by 5 p.m. Tuesday each week. All requests will be held for pickup until 5 p.m. Friday at the Athletics Communications office (third floor of Whitacre Athletic Center, East Stadium Building). Credentials not picked up by 5 p.m. Friday will be available at Media Will Call located on the northwest side of Jones AT&T Stadium.

WEEKLY MEDIA LUNCHEON

During the season, Texas Tech head coach Joey McGuire will host a weekly media luncheon inside the Football Training Facility, located next to Jones AT&T Stadium. The event will be held each Monday during the regular season, excluding the bye week. McGuire will be joined each week by defensive coordinator Tim DeRuyter and offensive coordinator Zach Kittley. Lunch will be served at 11:30 a.m. each Monday followed by a 12:30 p.m. press conference.

WEEKLY AVAILABILITY SCHEDULE

In addition to the Monday press conference, select student-athletes will be available following practice each Tuesday inside the Sports Performance Center. Practice is expected to conclude around 10:30 a.m. each week with interviews to follow. All specific student-athlete requests should be submitted by 10 a.m. Monday each week during the season.

INTERVIEW REQUESTS

Please direct all interview requests for head coach Joey McGuire to Matt Dowdy; members of the Texas Tech coaching staff and student-athletes to Matt Dowdy or Matt Burkholder. Contacting student-athletes or coaches directly through text message or social media is strictly prohibited and could result in loss of credentials.

USE OF TEXAS TECH PHOTOGRAPHY

The use of Texas Tech photos is prohibited without prior approval from the athletics communications office. Texas Tech does not grant permission for use of its photos for social media content purposes. Texas Tech will provide courtesy headshots and action shots upon requests for editorial purposes.

VIDEO HIGHLIGHTS/NEWS CONFERENCE

Video from news conferences and games will be available to the media via YouTube. Broadcast quality video footage (game highlights, post-practice interviews, post-game interviews, etc) are available by request through the athletics communications office.

PHOTO REQUESTS

Please submit your requests to Chris Duarte.

COLLEGEPRESSBOX.COM

Collegepressbox is the official media website for Division I football. Access and download game notes, quotes, statistics, media guides, headshots, logos and more for all FBS schools, conferences, postseason games, awards and the College Football Playoff. For access, please register for an account at collegepressbox.com/register.

LIVE STREAMING

Live video streaming of any Texas Tech Athletics event, including news conferences, on ANY social media platform is strictly prohibited without prior approval from the athletics communications office.

USE OF AUDIO/VIDEO

Any media entity collecting any sort of "video or audio materials" (film, traditional video or audio, digital video or audio, photos, etc.) from Texas Tech University Athletics game events or press conference/media events may use that material only for traditional television newscasts, web-based or print coverage, or other electronic transmission as approved by the University in writing, with a limitation of up to three (3) minutes in length from any single event. Such media entity may not offer any live video, audio or other coverage of the event without the advance, written permission of Texas Tech University Athletics. This policy includes all games, matches and events involving any of Texas Tech's athletic programs. It includes all media events -- press conferences, pre/post-practice interviews and pre/post-game interviews. An exception would be a one-on one interview arranged through the Texas Tech Athletics Communications office with a Texas Tech, coach, athlete or administrator.

TEXAS TECH SPORTS NETWORK

The Texas Tech Sports Network from Learfield Sports will carry all the exciting action of Red Raider Football beginning with the season opener with Wyoming and all the way through the bowl season. Brian Jensen (play-by-play) and John Harris (color analyst) return to the broadcast booth and will be joined on the sidelines by Chris Level (sidelines).

Fans outside the coverage area will once again be able to listen to Red Raider games live on the Internet through Texas-Tech+. By logging onto www.TexasTech.com, live play-by-play of Texas Tech Football is just a click away. The games also are carried on Sirius/XM Satellite Radio (channel varies).

All games will also be available on the Varsity Network App, available for download in your iTunes or Android store.

2023 RED RAIDER FOOTBALL AFFILIATES

CITY	STATION	FREQUENCY
Abilene/Haskell	KVRP-FM	97.1
Amarillo	KPUR-FM	95.7
Amarillo	KPUR-AM	1440
Andrews	KACT-FM	105.5
Artesia, N.M.	KSVP-AM	990
Artesia, N.M.	KSVP-FM	93.7
Big Spring	KBST-FM	95.7
Big Spring	KBST-FM	103.9
Big Spring	KBST-AM	1490
Brownwood	KQBZ-FM	96.9
Dallas	KFXR-AM	1190
Dumas	KDDD-FM	95.3
Hereford	KPAN-FM	106.3
Hereford	KPAN-AM	860
Hobbs, N.M.	KEJL-AM	1110
Hobbs, N.M.	KEJL-FM	100.5
Lampasas	KCYL-AM	1450
Lubbock	KJTV-FM	100.7
Lubbock	KJTV-AM	950
Lubbock	KTTU-FM	97.3
Lubbock	KXTQ-FM	106.5
Odessa-Midland	KNFM-FM	92.3
San Angelo	KNRX-FM	96.5
San Antonio	KONO-AM	860
Seminole	KSEM-FM	106.3
Tyler	KTBB-FM	97.5
Waco	KWBT-HD2	94.5

SATELLITE RADIO

Sirius XM Radio	Ch. 158 or 199
XM App	Ch. 953
Varsity App	Search "Texas Tech"

collegepressbox
SINCE 2005 EVERYTHING BUT THE PREGAME MEAL

COVERING THE RED RAIDERS

18 MONDAY MEDIA LUNCHEON 11:30 a.m. PRESS CONFERENCE 12:30 p.m.	19 TUESDAY MEDIA AVAILABILITY 10:15 a.m. Sports Performance Center	20 WEDNESDAY NO AVAILABILITY	21 THURSDAY NO AVAILABILITY	22 FRIDAY NO AVAILABILITY	23 SATURDAY HOUSTON AT TEXAS TECH 2:30 p.m. CT Lubbock, Texas	24 SUNDAY NO AVAILABILITY
--	--	--	---	---	---	---